Final
Site Inspection Report
CC RVAAP-75 George Road Sewage Treatment Plant
Mercury Spill
Revision 0

Former Ravenna Army Ammunition Plant
Portage and Trumbull Counties, Ohio

January 29, 2016

Final Prepared by:

United States Army Corps of Engineers
Louisville District
600 Martin Luther King Jr. Place
Louisville, Kentucky 40202-2267

Draft Prepared by:

Environmental Chemical Corporation
33 Boston Post Road West
Suite 420
Marlborough, Massachusetts 01752

This page intentionally left blank

REPORT DOCUMENTATION PAGE

Form Approved
OMB No. 0704-0188

The public reporting burden for this collection of information is estimated to average 1 hour per response, including the time for reviewing instructions, searching existing data sources, gathering and maintaining the data needed, and completing and reviewing the collection of information. Send comments regarding this burden estimate or any other aspect of this collection of information, including suggestions for reducing the burden, to Department of Defense, Washington Headquarters Services, Directorate for Information Operations and Reports (0704-0188), 1215 Jefferson Davis Highway, Suite 1204, Arlington, VA 22202-4302. Respondents should be aware that notwithstanding any other provision of law, no person shall be subject to any penalty for failing to comply with a collection of information if it does not display a currently valid OMB control number.
PLEASE DO NOT RETURN YOUR FORM TO THE ABOVE ADDRESS.

1. REPORT DATE *(DD-MM-YYYY)*
29-01-2016

2. REPORT TYPE
Technical

3. DATES COVERED *(From - To)*
From January 2012 to March 2015

4. TITLE AND SUBTITLE
Final Site Inspection Report CC RVAAP-75 George Road Sewage Treatment Plant Mercury Spill, Revision 0

5a. CONTRACT NUMBER
W912QR-04-D-0039

5b. GRANT NUMBER
NA

5c. PROGRAM ELEMENT NUMBER
NA

6. AUTHOR(S)
Easterday, Al

5d. PROJECT NUMBER
Delivery Order No. 0004

5e. TASK NUMBER
NA

5f. WORK UNIT NUMBER
NA

7. PERFORMING ORGANIZATION NAME(S) AND ADDRESS(ES)
Environmental Chemical Corporation
33 Boston Post Road West, Suite 420
Marlborough, Massachusetts 01752

8. PERFORMING ORGANIZATION REPORT NUMBER
NA

9. SPONSORING/MONITORING AGENCY NAME(S) AND ADDRESS(ES)
Unites States Army Corps of Engineers
Louisville District
600 Martin Luther King Jr. Place
Louisville, Kentucky 40202-0059

10. SPONSOR/MONITOR'S ACRONYM(S)
USACE

11. SPONSOR/MONITOR'S REPORT NUMBER(S)
NA

12. DISTRIBUTION/AVAILABILITY STATEMENT
Reference Distribution Page.

13. SUPPLEMENTARY NOTES
None.

14. ABSTRACT
This Site Inspection (SI) report documents the SI activities conducted at CC RVAAP-75 George Road Sewage Treatment Plant Mercury Spill at the former Ravenna Army Ammunition Plant in Portage and Trumbull Counties, Ohio. The purpose of the SI was to determine the presence of absence of contamination and whether the George Road Sewage Treatment Plant Mercury Spill Area of Concern (AOC) warranted further investigation pursuant to the Comprehensive Environmental Response, Compensation, and Liability Act (CERCLA) of 1980. The sampling completed for the SI indicates that there is no contamination present at the George Road Sewage Treatment Plant Mercury Spill AOC that would warrant further investigation. This SI report recommends Not Further Action.

15. SUBJECT TERMS
Site Inspection, treatment plant, pipe, soil sampling, CERCLA, No Further Action

16. SECURITY CLASSIFICATION OF:			17. LIMITATION OF ABSTRACT	18. NUMBER OF PAGES	19a. NAME OF RESPONSIBLE PERSON
a. REPORT	b. ABSTRACT	c. THIS PAGE			Eric Cheng
U	U	U	SAR	34,197	19b. TELEPHONE NUMBER *(Include area code)* (502) 315-7443

Reset

Standard Form 298 (Rev. 8/98)
Prescribed by ANSI Std. Z39.18

Ohio Environmental Protection Agency

John R. Kasich, Governor
Mary Taylor, Lt. Governor
Craig W. Butler, Director

February 29, 2016

Mr. Mark Leeper, P.G., MBA
Restoration/Cleanup Program Manager
ARNG Directorate
111 S. George Mason Dr.
Arlington, VA 22204

Re: US Army Ravenna Ammunition Plt RVAAP
Remediation Response
Project Records
Remedial Response
Portage County
267000859155

Subject: Ohio EPA's Review of Response to Comments for the Final Site Inspection Report, CC-RVAAP-75 George Road Sewage Treatment Plant Mercury Spill Project No. 267000859155

Dear Mr. Leeper:

The Ohio Environmental Protection Agency (Ohio EPA), Northeast District Office (NEDO) has reviewed the Army's Final Site Inspection Report for CC-RVAAP-75 George Road Sewage Treatment Plant Mercury Spill. The response was received February 1, 2016.

The language agreed upon in Ohio EPA's November 16, 2015 letter has been added to the page ES-6 of the Executive Summary and to Section 7.1, page 7-3:

> "Removal of the drainage pipe, concrete plug, and all contents within will be addressed separately under the RVAAP-67 Facility-Wide Sewers."

Ohio EPA approves the document.

If you have any questions or concerns related to this review or would like to schedule a meeting or conference call, please free feel to contact me at (330) 963-1170.

Sincerely,

Bob Princic for

Edward D'Amato
Project Coordinator
Ohio EPA - Division of Environmental Response and Revitalization

ED/nvr

ec: Bob Princic, DERR-NEDO
Mark Nichter, USACE
Kevin Sedlak, ARNG
Katie Tait, OHARNG RTLS
Gregory F. Moore, USACE
Justin Burke, DERR-CO
Rebecca Haney/Gail Harris, Vista Sciences Corp.

This page intentionally left blank.

CONTRACTOR'S STATEMENT OF INDEPENDENT TECHNICAL REVIEW

Environmental Chemical Corporation has completed the *Final Site Inspection Report, CC RVAAP-75 George Road Sewage Treatment Plant Mercury Spill, Revision 0, at the Former Ravenna Army Ammunition Plant, Portage and Trumbull Counties, Ohio.* Notice is hereby given that an independent technical review has been conducted that is appropriate to the level of risk and complexity inherent in the project. During the independent technical review, compliance with established policy principles and procedures, utilizing justified and valid assumptions, was verified. This included review of project data quality objectives, technical assumptions, methods, procedures, and materials used. The appropriateness of the data used, level of data obtained, and reasonableness of the results, including whether the product meets the customer's needs, are consistent with law and existing United States Army Corps of Engineers policy.

Michael J. Goydas	15 July 2015
Michael Goydas, P.G. Senior Hydrogeologist	Date
Debra MacDonald	16 July 2015
Debra MacDonald, P.E., PMP Project Manager	Date
Kim Bigelow	17 July 2015
Kim Bigelow Technical Writer	Date

This page intentionally left blank

Final
Site Inspection Report
CC RVAAP-75 George Road Sewage Treatment Plant
Mercury Spill
Revision 0

Former Ravenna Army Ammunition Plant
Portage and Trumbull Counties, Ohio

January 29, 2016

Final Prepared by:

United States Army Corps of Engineers
Louisville District
600 Martin Luther King Jr. Place
Louisville, Kentucky 40202-2267

Draft Prepared by:

Environmental Chemical Corporation
33 Boston Post Road West
Suite 420
Marlborough, Massachusetts 01752

This page intentionally left blank

DOCUMENT DISTRIBUTION
for the
Final Site Inspection Report
CC RVAAP-75 George Road Sewage Treatment Plant Mercury Spill
Revision 0
Former Ravenna Army Ammunition Plant
Portage and Trumbull Counties, Ohio

Name	Organization	Number of Printed Copies	Number of Electronic Copies
Bob Princic	Ohio Environmental Protection Agency–Northeast District Office	Transmittal letter only	
Rod Beals	Ohio Environmental Protection Agency–Northeast District Office	Transmittal letter only	
Justin Burke	Ohio Environmental Protection Agency–Central District Office Division of Environmental Response and Remediation	0	1
Ed D'Amato	Ohio Environmental Protection Agency–Northeast District Office	1	2
Mark Leeper	Army National Guard	0	1
Eric Cheng	U.S. Army Corps of Engineers–Louisville District	2	2
Administrative Records Manager	Vista Sciences	2	2
Ravenna Environmental Information Management System		0	1
Pam Foti	Environmental Chemical Corporation	1	1

This page intentionally left blank

TABLE OF CONTENTS

Page

LIST OF FIGURES v
LIST OF FIGURES (CONTINUED) vi
LIST OF TABLES vi
LIST OF APPENDICES vii
LIST OF ACRONYMS AND ABBREVIATIONS viii

EXECUTIVE SUMMARY ES-1

1. INTRODUCTION 1-1

1.1 PURPOSE AND SCOPE 1-2
1.2 FACILITY DESCRIPTION 1-2
1.3 DEMOGRAPHY AND LAND USE 1-3
1.4 FACILITY ENVIRONMENTAL SETTING 1-3

1.4.1 Physiographic Setting 1-3
1.4.2 Surface Features and Topography 1-3
1.4.3 Soil and Geology 1-4

1.4.3.1 Regional Geology 1-4
1.4.3.2 Soil and Glacial Deposits 1-4
1.4.3.3 Bedrock Geology 1-4

1.4.4 Hydrogeology 1-5

1.4.4.1 Regional Hydrogeology 1-5
1.4.4.2 Groundwater Usage and Domestic Water Supply 1-6
1.4.4.3 Regional Surface Water 1-7

1.4.5 Climate 1-8

1.5 REPORT ORGANIZATION 1-9

2. SITE DESCRIPTION AND OPERATIONAL HISTORY 2-1

2.1 SITE DESCRIPTION 2-1
2.2 LAND USE AND OWNERSHIP HISTORY 2-1
2.3 PREVIOUS INVESTIGATIONS 2-1

3. HISTORICAL OPERATIONS 3-1

4. FIELD INVESTIGATION 4-1

4.1 SAMPLING RATIONALE 4-1
4.2 PRE-MOBILIZATION ACTIVITIES 4-1

4.2.1 Site Walk 4-1
4.2.2 Soil and Wet Sediment Sampling Locations 4-2
4.2.3 Munitions and Explosives of Concern and Utility Clearance Surveys 4-2

4.2.3.1 Site Clearing Activities 4-3
4.2.3.2 Site Security 4-3
4.2.3.3 Equipment Decontamination 4-3

4.3 FIELD SAMPLING METHODS AND LABORATORY ANALYSIS 4-4

4.3.1 Field Sampling Locations 4-4
4.3.2 Sampling Analysis 4-5

4.4 SAMPLING METHODOLOGY 4-5

4.4.1 Subsurface Soil Sampling along 15-Inch Vitrified Clay Pipe (Drain Line) 4-6
4.4.2 Subsurface Soil Sampling of Floor Drain P-Trap in the Comminutor Building 4-6
4.4.3 Wet Sediment Sampling 4-7
4.4.4 Drainage Pipe Deposit Sampling 4-7
4.4.5 Deep Soil Boring Sampling 4-7
4.4.6 Ambient Air Vapor Monitoring 4-8

4.5 VIDEO INSPECTION OF DRAINAGE PIPES 4-8

4.5.1 Video Inspection of 15-inch Vitrified Clay Pipe (Drain Line) 4-8
4.5.2 Video Inspection of the 10-Inch Drainage Pipe 4-9

4.6 DEVIATIONS FROM WORK PLAN 4-10
4.7 SURVEYING 4-10
4.8 INVESTIGATION-DERIVED WASTE 4-11

4.8.1 Collection and Containerization 4-11
4.8.2 Characterization for Disposal 4-11
4.8.3 Transportation and Disposal 4-11

5. DATA EVALUATION AND SUMMARY OF ANALYTICAL RESULTS 5-1

5.1 DATA EVALUATION 5-1

5.1.1 Soil Sampling Intervals 5-1
5.1.2 Data Verification, Validation, and Determination of Potential Contamination 5-1

5.1.2.1 Data Verification and Validation 5-1
5.1.2.2 Determination of Potential Contamination 5-2

5.2 SUMMARY OF SUBSURFACE SOIL ANALYTICAL RESULTS 5-3

5.2.1 Excavation Trench Sampling Results 5-3
5.2.2 Deep Soil Boring Analytical Results 5-4
5.2.2 Soil Samples Collected Beneath to 15-inch Vitrified Clay Pipe (Drain Line) and Floor Drain P-Trap 5-4

5.3 SUMMARY OF WET SEDIMENT ANALYTICAL RESULTS 5-4

5.3.1 Target Analyte List Metals 5-5
5.3.2 Volatile Organic Compounds 5-6
5.3.3 Semivolatile Organic Compounds 5-6
5.3.4 Propellants 5-6
5.3.5 Pesticides 5-6
5.3.6 Polychlorinated Biphenyls 5-7
5.3.7 Explosives 5-7

5.4 SUMMARY OF DRAINAGE PIPE DEPOSIT ANALYTICAL RESULTS 5-7
5.5 INVESTIGATION-DERIVED WASTE ANALYTICAL RESULTS 5-8

6. EXPOSURE PATHWAYS 6-1

6.1 SOIL EXPOSURE AND AIR PATHWAYS 6-1

6.1.1 Physical Conditions 6-1
6.1.2 Soil and Air Targets 6-1
6.1.3 Soil and Air Pathway Conclusions 6-1

6.2 SURFACE WATER PATHWAY 6-2

6.2.1 Hydrological Setting 6-2
6.2.2 Surface Water Targets 6-2
6.2.3 Surface Water Pathway Conclusions 6-2

6.3 SEDIMENT PATHWAY 6-2

6.3.1 Wet Sediment Characteristics 6-2
6.3.2 Wet Sediment Targets 6-3
6.3.3 Wet Sediment Pathway Conclusions 6-3
6.3.4 Drainage Pipe Deposit 6-3

6.4 GROUNDWATER PATHWAY 6-3

6.4.1 Hydrogeological Setting 6-3
6.4.2 Groundwater Targets 6-4
6.4.3 Groundwater Pathway Conclusion 6-4

7. SUMMARY AND CONCLUSIONS 7-1

7.1 SUMMARY OF RESULTS 7-2

8. REFERENCES 8-1

LIST OF FIGURES

Page

Figure 1-1 Location Map, Former Ravenna Army Ammunition Plant, Portage and Trumbull Counties, Ohio 1-11

Figure 1-2 Location of Compliance Restoration Sites, Former Ravenna Army Ammunition Plant, Portage and Trumbull Counties 1-13

Figure 1-3 Location of CC RVAAP-75 George Road Sewage Treatment Plant Mercury Spill, Former Ravenna Army Ammunition Plant 1-15

Figure 1-4 Geologic Map of Unconsolidated Deposits, Former Ravenna Army Ammunition Plant 1-17

Figure 1-5 Soils Map, Former Ravenna Army Ammunition Plant 1-19

Figure 1-6 Description of Soil Mapping Units, Former Ravenna Army Ammunition Plant 1-21

Figure 1-7 Soils Map of CC RVAAP-75, Former Ravenna Army Ammunition Plant 1-23

Figure 1-8 Geologic Bedrock Map and Stratigraphic Description of Units, Former Ravenna Army Ammunition Plant 1-25

Figure 1-9 Potentiometric Surface of Unconsolidated Aquifer, Former Ravenna Army Ammunition Plant 1-27

Figure 1-10 Potentiometric Surface of Bedrock Aquifer, Former Ravenna Army Ammunition Plant 1-29

Figure 1-11 Potentiometric Surface of Sharon Conglomerate Aquifer, Former Ravenna Army Ammunition Plant 1-31

Figure 2-1 Site Features, CC RVAAP-75, Former Ravenna Army Ammunition Plant 2-5

Figure 2-2 Comminutor Building Plan, CC RVAAP-75, Former Ravenna Army Ammunition Plant 2-7

Figure 2-3 Treatment Plant Piping Plan, CC RVAAP-75, Former Ravenna Army Ammunition Plant 2-9

Figure 4-1 Decision Unit Locations, CC RVAAP-75, Former Ravenna Army Ammunition Plant 4-13

LIST OF FIGURES (CONTINUED)

Figure 4-2 Conceptual Site Model, CC RVAAP-75, Former Ravenna Army Ammunition Plant 4-15

Figure 4-3 DU01 Sampling Locations, CC RVAAP-75, Former Ravenna Army Ammunition Plant 4-17

Figure 4-4 Cross Section of DU01 along 15-Inch Vitrified Pipe, CC RVAAP-75, Former Ravenna Army Ammunition Plant 4-19

Figure 4-5 DU02 Sampling Location, CC RVAAP-75, Former Ravenna Army Ammunition Plant 4-21

Figure 5-1 Inorganic SRCs in Drainage Pipe Deposit and Subsurface Soil Samples, CC RVAAP-75, Former Ravenna Army Ammunition Plant 5-9

Figure 5-2 Inorganic SRCs in Wet Sediment Samples, CC RVAAP-75, Former Ravenna Army Ammunition Plant 5-11

Figure 5-3 Organic SRCs in Wet Sediment Samples, CC RVAAP-75, Former Ravenna Army Ammunition Plant 5-13

LIST OF TABLES

Page

Table 1-1 Soil Type at CC RVAAP-75 1-33

Table 3-1 Summary of Previous Operations, Investigations, and Removal Actions at CC RVAAP-75 3-2

Table 4-1 Summary of Samples Collected between November 2012 and September 2013, CC RVAAP-75 4-23

Table 4-2 Summary of Soil Sampling Rationale, November 2012 – September 2013, CC RVAAP-75 4-27

Table 4-3 Sample Preparation and Analytical Methods, November 2012 – September 2013, CC RVAAP-75 4-29

LIST OF TABLES (CONTINUED)

Table 5-1 Site-Related Chemical Determination Subsurface Soil Samples, December 2012 and August-September 2013, CC RVAAP-75 5-15

Table 5-2 Site-Related Chemical Determination for Wet Sediment Samples, November 2012, CC RVAAP-75 5-17

Table 5-3 Site-Related Chemical Determination for Drainage Pipe Deposit Sample Result, November 2012, CC RVAAP-75 5-23

Table 5-4 Summary of Analytical Results for Mercury Detected in Subsurface Soil Samples Collected in December 2012 and August-September 2013, CC RVAAP-75 5-25

Table 5-5 Summary of Analytical Results for Inorganic Chemicals Detected in Wet Sediment Samples Collected in November 2012, CC RVAAP-75 5-27

Table 5-6 Summary of Analytical Results for Organic Chemicals Detected in Wet Sediment Samples Collected in November 2012, CC RVAAP-75 5-29

Table 5-7 Summary of the Analytical Result for Mercury Detected in Drainage Pipe Deposit Sample Collected in November 2012, CC RVAAP-75 5-31

LIST OF APPENDICES

Appendix A Historical Aerial Photographs
Appendix B Field Activity Forms
Appendix C Boring Logs
Appendix D Data Verification Report
Appendix E Laboratory Analytical Results, Laboratory Data, and Chain of Custody Forms
Appendix F Data Validation Report
Appendix G IDW Disposal Letter Reports
Appendix H Site Photographs
Appendix I Video Inspection of Drainage System Piping
Appendix J Regulatory Correspondence and Comment Response Table

This page intentionally left blank

LIST OF ACRONYMS AND ABBREVIATIONS

^{o}F	Degrees Fahrenheit
µg/mg	Microgram per kilogram
amsl	Above mean sea level
AOC	Area of concern
ARNG	Army National Guard
bgs	Below ground surface
BKG	Background
CAS	Chemical Abstract Number
CC	Army Environmental Database Compliance-Related Cleanup Program
CERCLA	Comprehensive Environmental Response, Compensation, and Liability Act
cm	Centimeter
CR	Compliance Restoration
DDE	Dichlorodiphenyldichloroethylene
DDT	Dichlorodiphenyltrichloroethane
DU	Decision Unit
ECC	Environmental Chemical Corporation
ER	Equipment rinsate
FS	Feasibility study
ft	Feet
FWCUG	Facility-Wide Cleanup Goal
FWSAP	Facility-Wide Sampling and Analysis Plan
HRR	Historical Records Review
ID	Identification
IDW	Investigation-derived waste
km	Kilometer
m	Meter
mg/m^3	Milligram per cubic meter
mg/kg	Milligram per kilogram

LIST OF ACRONYMS AND ABBREVIATIONS (CONTINUED)

NA	Not applicable
ND	Not detected
NFA	No Further Action
No.	Number
NPDES	National Pollutant Discharge Elimination System
OHARNG	Ohio Army National Guard
Ohio EPA	Ohio Environmental Protection Agency
PAH	Polycyclic aromatic hydrocarbon
PCB	Polychlorinated biphenyl
QA	Quality assurance
QC	Quality control
RI	Remedial investigation
RL	Reporting Limit
RSL	Regional Screening Level
RVAAP	Ravenna Army Ammunition Plant
SAIC	Science Applications International Corporation
SB	Soil boring
SD	Wet sediment
SI	Site inspection
SO	Soil
SRC	Site-related chemical
SVOC	Semi-volatile organic compound
TAL	Target Analyte List
TB	Trip blank
TCR	Target Cancer Risk
THQ	Target Hazard Quotient
TR	Trench
USACE	United States Army Corps of Engineers
USDA	United States Department of Agriculture
USEPA	United States Environmental Protection Agency
Vista	Vista Sciences Corporation
VOC	Volatile organic compound
WOE	Weight-of-evidence

EXECUTIVE SUMMARY

Environmental Chemical Corporation (ECC) has been contracted by the United States Army Corps of Engineers (USACE)–Louisville District to complete a Site Inspection (SI) at the Compliance Restoration (CR) Site CC (Army Environmental Database Compliance-Related Cleanup Program) RVAAP-75 George Road Sewage Treatment Plant Mercury Spill at the former Ravenna Army Ammunition Plant (RVAAP), in Portage and Trumbull counties, Ohio. This SI was completed under Contract Number (No.) W912QR-04-D-0039, Delivery Order No. 0004, Modification No. 1.

This SI was completed in accordance with the *Final SI/Remedial Investigation (RI) Work Plan at CR Sites* (ECC 2012), and the United States Environmental Protection Agency's (USEPA) *Interim Final Guidance for Performing SIs under the CERCLA* (USEPA 1992).

This SI was conducted to investigate a historic spill of a 1 pint jar of elemental mercury within the comminutor building that went into the floor drain of the building. Based on the findings of the *Historical Records Review Report for the 2010 Phase I RI Services at CR Sites (9 Areas of Concern)* (Science Applications International Corporation [SAIC] 2011a), an SI was recommended because this past mercury spill may have resulted in a release of contaminants into subsurface soil or sediment at this area of concern (AOC).

For this SI, subsurface soil and wet sediment samples were collected and evaluated. Surface soil samples were not collected since the release of mercury occurred within the comminutor building and entered the building's drainage system, which is located below ground surface. There are no natural wetlands, streams, or surface water on the AOC. The building's drainage system outfall area eventually drains to the tributary (i.e., West Branch Mahoning) to the east which is approximately 850 feet away from the outfall area and therefore, is not located within the CC RVAAP-75 AOC. No surface water samples were collected as part of this SI, as no surface water is present at the AOC. Groundwater was not sampled as part of this SI since it is being evaluated under a facility-wide basis (RVAAP-66 Facility-Wide Groundwater).

The objectives of this SI were as follows:

The primary objective of this SI was to determine the presence of potential contamination in soil and sediment at the AOC. In order to determine potential contamination, the following steps were included as part of this SI:

- Collect subsurface soil and wet sediment samples for laboratory analysis at CC RVAAP-75.

- Identify whether Site-Related Chemicals (SRCs) are present in the soil or sediment at the AOC. SRCs are identified following the process outlined in the Facility-Wide Human Health Cleanup Goals document (SAIC 2010).

- Compare the maximum reported concentrations of the SRCs to the most stringent Resident Receptor Facility-Wide Cleanup Goals (FWCUGs), between the adult and the

child receptor, using the Target Cancer Risk (TCR) level of 10^{-6} and the Target Hazard Quotient (THQ) for non-carcinogenic risks of THQ = 0.1. For the purposes of this SI, potential contamination at CC RVAAP-75 is defined by an exceedance of the most stringent Resident Receptor FWCUG.

- Complete a weight-of-evidence (WOE) approach to further evaluate the SRCs reported at concentrations exceeding the most stringent Resident Receptor FWCUG (between the adult and child) using the TCR level of 10^{-6} or the THQ for non-carcinogenic risks at THQ = 0.1.

- Provide a recommendation for either further investigation under CERCLA, in the form of an RI, if potential contamination has been identified, or No Further Action (NFA) if no potential contamination has been identified at this AOC.

The subsurface soil sampling was conducted at CC RVAAP-75 in order to collect representative samples along the migration pathway of the mercury spill. Since the mercury spill was reported to have occurred within the comminutor building and entered the building's floor drain, the SI sampling plan was developed to collect soil samples along this flow path, from the comminutor building floor drain to the outside of the building via a 4-inch diameter cast iron pipe. The 4-inch cast iron pipe is connected to a 15-inch vitrified clay pipe that discharged into the sanitary sewer line at manhole MH-P1 (SAIC 2012).

For this SI, soil samples were collected at locations where the spilled mercury may have leaked from this underground piping system. The subsurface soil sampling was conducted within three separate areas: (1) beneath the floor drain within the comminutor building, (2) beneath and adjacent to the floor drain's 4-inch diameter cast iron pipe, and (3) beneath the 15-inch diameter drain line (vitrified clay pipe).

A wet sediment sample was collected from the outfall of the sanitary sewer system, identified as the outfall area. In addition, one sample was collected from the drainage pipe deposit located within the 15-inch drain line.

For this SI, two decision units (DUs) were assigned, as follows:

- One DU (DU01) consists of the floor drain inside the comminutor building, where 1 pint of elemental mercury had reportedly been spilled (SAIC 2011a). The floor drain within the building connects directly above a P-trap and discharges to a 4-inch cast iron pipe. The 4-inch cast iron pipe connects to a 15-inch vitrified clay pipe. The 15-inch pipe is approximately 22 feet (ft) in length and is plugged with brick and mortar at its discharging end.

  Formerly, the 15-inch vitrified clay pipe discharged flow eastwardly into the 10-inch vitrified clay stormwater sewer line. The 10-inch pipe discharges to the outfall area south of the treatment plant.

- The second DU (DU02) is located at the outfall area which is the drainage pipe discharge point located adjacent to the outfall headwall. During sewage treatment plant operations, this outfall served as the terminus of the former sanitary discharge. Currently, this outfall area is the discharge location for stormwater runoff from the Administration Area. The Administration Area includes buildings, parking lots, rail road beds, and paved roads.

The following media samples were collected during this SI:

- Five subsurface soil samples were collected from beneath the 15-inch vitrified clay pipe (drain line) that received discharge from the comminutor building floor drain. These subsurface soil samples were collected between 5 and 6 ft below ground surface (bgs).

- Three subsurface soil samples were collected from beneath the floor drain's P-trap and the 4-inch cast iron pipe associated with the floor drain inside the comminutor building into which the mercury reportedly spilled (SAIC 2011a).

- Two subsurface soil samples were collected from two soil borings located on either side of the 4-inch cast iron pipe, which runs from the floor drain P-trap inside the comminutor building to the 15-inch vitrified clay pipe (drain line). These samples were collected between 5 and 6 ft bgs.

- One subsurface soil sample was collected at depth of 7 to 13 ft bgs to characterize the soil to 13 ft bgs.

- One wet sediment sample was collected from the discharge location of the drainage outfall area in order to inspect the terminus area of the drainage system. The wet sediments within the discharge outfall area were analyzed for mercury.

- One discrete sample was collected of the drainage pipe deposit located within the 15-inch vitrified clay pipe (drain line). The deposit was sampled from the northeastern corner of the comminutor building.

Additionally, in order to determine the flow path of the mercury spill and the condition of the drainage system leading from the comminutor building, a video camera inspection was conducted as part of this SI.

The analytical results from the SI samples were used to determine if potential contamination was present by first identifying the SRCs. Per the *RVAAP's Facility-Wide Human Health Risk Assessment Manual* (USACE 2005), a chemical detected at a concentration greater than the established background value, is not an essential nutrient, and has not been screened out through a frequency of detection, is identified as an SRC. An SRC may or may not be related to the former operations at the site. The resulting maximum detected concentration of each SRC identified in this SI was compared to the most stringent FWCUG for the Resident Receptor (between the adult and child receptors) using the TCR level of 10^{-6} or the THQ for non-carcinogenic risks of THQ = 0.1 for each SRC to determine the presence of potential contamination. The drainage pipe deposit within the 15-inch drain line (vitrified clay) was also

compared to the Resident Receptor FWCUG (using a TCR of 10^{-6} or a THQ = 0.1) for mercury in subsurface soil.

The SRCs that exceeded the most stringent value (between adult and child receptors) Resident Receptor FWCUG, using a TCR level of 10^{-6} or the THQ = 0.1 for non-carcinogenic risks, were then evaluated using a WOE approach. The WOE evaluation considers the SRCs that exceed their Resident Receptor FWCUGs, as described above, to determine if the chemical should be identified as potential contamination.

The SI results are summarized for CC RVAAP-75 George Road Sewage Treatment Plant Mercury Spill as follows.

Subsurface Soil

- One SRC (mercury) was identified in the subsurface soil samples collected beneath the 15-inch vitrified clay pipe (drain line), under the floor drain P-trap, and beneath and adjacent to the 4-inch cast iron pipe.

- Mercury was not detected in concentrations exceeding the Resident Receptor FWCUG in any of the subsurface soil samples collected at this AOC. Mercury was not identified as a potential contaminant in the subsurface soil.

- The reported concentration of mercury (0.05 mg/kg) in the deepest subsurface soil sample collected between 7 and 13 ft bgs is below the maximum contaminant level for protection of groundwater (0.1 mg/kg). Therefore, mercury is not considered a potential source for groundwater contamination at this AOC.

Wet Sediment

- SRCs were identified in the DU02 outfall area wet sediment samples as follows: 3 volatile organic compounds (VOCs) (2-hexanone, carbon disulfide, and methylene chloride); 22 semivolatile organic compounds (SVOCs) primarily polycyclic aromatic hydrocarbon (PAH) compounds; 2 pesticides (p,p-dichlorodiphenyldichloroethylene and p,p-dichlorodiphenyl-trichloroethane), 1 explosive (tetryl), and 13 metals including mercury.

- Three metals (aluminum, cobalt, and manganese) were reported in the wet sediment samples collected at DU02 outfall area. Aluminum and manganese were reported at concentrations exceeding the background concentrations and respective Resident Receptor FWCUG. Cobalt was reported greater than the background concentration; however, no FWCUG has been established for this chemical. These inorganic chemicals were not related to the elemental mercury spill at CC RVAAP-75 AOC and were not identified as potential contaminants in the wet sediments collected from the outfall area.

- Three SVOCs (benzo[a]anthracene, benzo[a]pyrene, and benzo[b]fluoranthene) were reported in one of the two wet sediment samples and one SVOC, benzo(a)pyrene, was

reported in only the second wet sediment sample collected at the drainage outfall area (DU02) at concentrations exceeding the Resident Receptor FWCUG.

- The PAH compounds and metals reported in the two wet sediment samples collected from the discharge area of the outfall area are expected to be present at the active outfall area since the outfall area is the current terminus for the storm sewer network, receiving runoff from surrounding areas including rail beds, parking lots, and roads that contain PAH compounds. The active outfall area also potentially receives inorganic chemicals from mineral scaling deposits and metal pipe debris that may have accumulated in the sanitary and storm sewer pipes over time (SAIC 2012). These chemicals are not related to the spill of mercury at the George Road Sewage Treatment Plant. These organic and inorganic chemicals were not identified as potential contaminants in the wet sediments collected from the drainage outfall area.

Drainage Pipe Deposit

- One mercury sample was reported at 7.2 milligrams per kilogram [mg/kg] at DU01 in the drainage pipe deposit sample collected from inside the 15-inch vitrified clay pipe (drain line). Mercury was identified as an SRC, because it exceeded the background value of 0.044 mg/kg. Mercury also exceeded the Resident Receptor FWCUG (2.27 mg/kg) for soil. The mercury level was compared to the Resident Receptor FWCUG for soil, as there are no criteria for a drainage pipe deposit.

The conclusions of this SI are as follows:

- No organic or inorganic potential contaminants were identified in the subsurface soil or wet sediment sampled at this AOC.

- Mercury was reported at a concentration 7.2 mg/kg on the drainage pipe deposit sample located within the 15-inch vitrified clay pipe (drain line) that exceeds the Resident Receptor FWCUG (2.27 mg/kg). However, the mercury within the drainage deposit sample collected from within the enclosed 15-inch vitrified clay pipe (drain line) is not subsurface soil and is not a potential source of contamination to the environment since there is no complete exposure pathway. This is supported by the following lines of evidence:

  1. The end of the drain line is plugged with concrete (at the junction with manhole MH-P1) preventing any migration of the drainage pipe deposit, and this line is no longer used for drainage.

  2. The SI sampling results of the subsurface soil surrounding and beneath the 15-inch vitrified clay pipe (drain line) do not contain any potential contamination from the estimated 0.5 grams of mercury contained in the drainage pipe deposit.

- The results of this SI indicate that the subsurface soil is not contaminated; therefore, soil is not a source of groundwater contamination at this AOC. Groundwater associated with

CC RVAAP-75 is currently being addressed separately under the RVAAP-66 Facility-Wide Groundwater.

- Removal of the drainage pipe, concrete plug, and all contents within will be addressed separately under the RVAAP-67 Facility-Wide Sewers.

The results of this SI indicate that NFA is warranted at CC RVAAP-75 George Road Sewage Treatment Plant Mercury Spill.

1. INTRODUCTION

Environmental Chemical Corporation (ECC) was contracted by the United States Army Corps of Engineers (USACE)–Louisville District to complete a Site Inspection (SI) for Compliance Restoration (CR) Area of Concern (AOC) CC (Army Environmental Compliance-Related Cleanup Program) RVAAP-75 George Road Sewage Treatment Plant Mercury Spill at the former Ravenna Army Ammunition Plant (RVAAP) in Portage and Trumbull counties, Ohio (Figure 1-1). This document was prepared by ECC under the USACE–Louisville District, Multiple Award Remediation Contract Number (No.) W912QR-04-D-0039, Delivery Order No. 0004, Modification No. 1.

Planning and performance of all elements of this contract are in accordance with the requirements of the *Ohio Environmental Protection Agency (Ohio EPA) Director's Final Findings and Orders for RVAAP* (Ohio EPA 2004). The *Director's Final Findings and Orders* require conformance with the Comprehensive Environmental Response, Compensation, and Liability Act (CERCLA) and the National Oil and Hazardous Substances Pollution Contingency Plan to complete this SI for AOC CC RVAAP-75. The location of CC RVAAP-75 is shown on Figure 1-2 and Figure 1-3.

This SI for CC RVAAP-75 was conducted in accordance with the U.S. Environmental Protection Agency's (USEPA) *Interim Final Guidance for Performing SI under CERCLA* (USEPA 1992), as well as the *Final SI and Remedial Investigation (RI) Work Plan at CR Sites (Revision 0), RVAAP, Ravenna, Ohio* (ECC 2012).

This SI includes the following components:

- Site description and operational history
- Waste characteristics and management practices
- Summary of field investigation and pre-mobilization activities
- Summary of the analytical data and results of the field investigation activities
- Determination of site-related chemicals (SRCs)
- Comparison of SRC maximum concentrations to the most stringent Resident Receptor Facility-Wide Cleanup Goals (FWCUGs)
- A weight-of-evidence (WOE) evaluation of the SRCs to determine if potential contamination is present
- Evaluation of the exposure pathways for surface soil, subsurface soil, air, surface water, and groundwater
- Conclusions

- References

1.1 PURPOSE AND SCOPE

ECC is submitting this SI report to the Army in accordance with the Performance Work Statement, Multiple Award Remediation Contract No. W912QR-04-D-0039, Delivery Order No. 0004 under a firm-fixed price performance-based acquisition to provide environmental investigation and remediation services at 14 CR sites at the former RVAAP, in Portage and Trumbull counties, Ohio (Figures 1-1 and 1-2). The Delivery Order was issued by the USACE–Louisville District on 15 August 2011.

Environmental work at the former RVAAP under the Installation Restoration Program began in 1989, with 32 environmental AOCs. The U.S. Army Center for Health Promotion and Preventive Medicine collected environmental samples at each AOC and performed a Relative Risk Site Evaluation, which prioritized each AOC into one of three groups: low, medium, and high priorities. Environmental restoration work has proceeded primarily by addressing the highest priority sites first. In 1998, the number of environmental AOCs was increased from 32 to 51. Relative risk rankings were conducted to further prioritize those additional environmental AOCs. Since 1998, new environmental AOCs have been added.

According to the 1993 Installation Action Plan (Olin 1993), the CC RVAAP-75 George Road Sewage Treatment Plant Mercury Spill (identified as RVAAP-22 in the 1993 Installation Action Plan) was first identified as an AOC with low potential for releases to soil and groundwater.

Historical information for CC RVAAP-75 is presented in the *Final Historical Records Review (HRR) Report for the 2010 Phase I RI Services at CR Sites (9 AOCs) at the RVAAP, Ravenna, Ohio*, dated 22 December 2011 (Science Applications International Corporation [SAIC] 2011a). The Historical Records Review (HRR) followed the guidance and requirements of a CERCLA Abbreviated Preliminary Assessment; *USEPA Improving Site Assessment: Abbreviated Preliminary Assessments*, dated October 1999. The HRR (SAIC 2011a) indicated that 1 pint of elemental mercury had reportedly spilled within the communitor building and entered the floor drain.

1.2 FACILITY DESCRIPTION

The facility, consisting of 21,683 acres, is located in northeastern Ohio within Portage and Trumbull counties, approximately 4.8 kilometers (km) (3 miles) east/northeast of the city of Ravenna and approximately 1.6 km (1 mile) northwest of the city of Newton Falls. The facility, previously known as the RVAAP, was formerly used as a load, assemble, and pack facility for munitions production. As of September 2013, administrative accountability for the entire acreage of the facility had been transferred to the U.S. Property and Fiscal Officer for Ohio and subsequently licensed to the Ohio Army National Guard (OHARNG) for use as a military training site (Camp Ravenna). References in this document to RVAAP relate to previous activities at the facility as associated with former munitions production activities or to activities being conducted under the restoration/cleanup program.

1.3 DEMOGRAPHY AND LAND USE

The facility consists of 21,683 acres in northeastern Ohio, approximately 37 km (23 miles) east-northeast of Akron and 30 miles (48.3 km) west-northwest of Youngstown. The facility occupies east-central Portage County and southwestern Trumbull County. The 2010 Census reports that the populations of Portage and Trumbull counties are 161,419 and 210,312, respectively. Population centers closest to the facility are Ravenna with a population of 11,724, and Newton Falls with a population of 4,795.

The facility is located in a rural area and is not close to any major industrial or developed areas. Approximately 55 percent of Portage County, in which the majority of the facility is located, consists of either woodland or farmland acreage. The closest major recreational area, the Michael J. Kirwan Reservoir (also known as West Branch Reservoir), is south of the facility.

The facility is licensed to the Ohio Army National Guard (OHARNG) for use as a military training site. Training and related activities at Camp Ravenna include field operations and bivouac training, convoy training, equipment maintenance, C-130 aircraft drop zone operations, helicopter operations, and storage of heavy equipment.

1.4 FACILITY ENVIRONMENTAL SETTING

This section describes the physical features, topography, geology, hydrogeology, and environmental characteristics of the facility. The environmental setting specific to the CC RVAAP-75 is included in Chapter 6.

1.4.1 Physiographic Setting

The facility is located within the Southern New York Section of the Appalachian Plateaus physiographic province (U.S. Geological Survey 1968). This province is characterized by elevated uplands underlain primarily by Mississippian and Pennsylvanian-age bedrock units that are horizontal or gently dipping. The province is characterized by its rolling topography with incised streams having dendritic drainage patterns. The Southern New York Section has been modified by glaciation, which rounded ridges, filled major valleys, and blanketed many areas with glacially-derived unconsolidated surficial deposits (e.g., sand, gravel, and finer-grained outwash deposits). As a result of glacial activity, old stream drainage patterns were disrupted in many locales, and extensive wetland areas developed.

1.4.2 Surface Features and Topography

The topography of the facility is gently undulating with an overall decrease in ground surface elevation from a topographic high of approximately 1,220 feet (ft) above mean sea level (amsl) in the western portion of the facility to approximately 930 ft amsl in the eastern portion of the facility. The average surface elevation for CC RVAAP-75 is 995 ft amsl.

USACE mapped the facility topography in February 1998 using a 2-ft (60.1-centimeter [cm]) contour interval with an accuracy of 0.02 ft (0.61 cm). USACE based the topographic

information on aerial photographs taken during the spring of 1997. The USACE survey is the basis for the topographical information illustrated in figures included in this report.

1.4.3 Soil and Geology

1.4.3.1 Regional Geology

The regional geology at the facility consists of horizontal to gently dipping bedrock strata of Mississippian and Pennsylvanian-age overlain by unconsolidated glacial deposits of varying thicknesses. The unconsolidated surficial deposits and bedrock geology are described in the following subsections.

1.4.3.2 Soil and Glacial Deposits

Bedrock is overlain by deposits of the Wisconsin-age Lavery Till in the western portion of the facility and the younger Hiram Till and associated outwash deposits in the eastern two-thirds of the facility (Figure 1-4). Unconsolidated glacial deposits vary considerably in thickness across facility, from non-existent in some of the eastern portions of the facility to an estimated 150 ft (46 meters [m)] in the south-central portion.

Thin coverings of glacial material have been completely removed as a consequence of human activities at locations such as Ramsdell Quarry. Bedrock is present at or near the ground surface in locations such as Load Line 1 and the Erie Burning Grounds (USACE 2001). Where glacial materials remain, their distribution and character indicate their origin as a ground moraine. These tills consist of laterally discontinuous assemblages of yellow-brown, brown, and gray silty clays to clayey silts, with sand and rock fragments. Lacustrine sediment from bodies of glacial-age standing water has also been encountered in the form of deposits of uniform light gray silt greater than 50 ft thick in some areas (USACE 2001).

Soil at the facility is generally derived from the Wisconsin-age silty clay glacial till. Distributions of the soil types are discussed and mapped in the *Soil Survey of Portage County, Ohio.* The Soil Survey describes soil as nearly level to gently sloping and poor to moderately well drained (U.S. Department of Agriculture [USDA] 1978). Much of the native soil at the facility was disturbed during construction activities in former production and operational areas of the facility.

Several soil types are present at the facility, as shown in Figures 1-5 and 1-6. The primary soil type present at CC RVAAP-75 is shown in Figure 1-7 and summarized in Table 1-1.

1.4.3.3 Bedrock Geology

The Sharon Sandstone Member, informally referred to as the Sharon Conglomerate, of the Pennsylvanian Pottsville Formation, is the primary bedrock beneath the facility (Figure 1-8). The Sharon Sandstone Member, the lowest unit of the Pottsville Formation, is a highly porous, loosely cemented, permeable, cross-bedded, frequently fractured and weathered, orthoquartzite

sandstone, which is locally conglomeratic. Thin shale lenses occur in the upper portion of the unit (Winslow and White 1966).

In the western portion of the facility, the upper members of the Pottsville Formation, including the Sharon Member, Connoquennissing Sandstone Member, Mercer Member, and uppermost Homewood Sandstone Member, are present (Figure 1-8). The regional dip of the Pottsville Formation measured in the west portion of the facility is between 1.5 and 3.5 m per 1.6 km (5-11.5 ft per mile) to the south.

The Sharon Member is a gray to black, sandy to micaceous shale containing thin coal, underclay, and sandstone lenses. The Mercer Member of the Pottsville Formation consists of silty to carbonaceous shale with abundant thin, discontinuous sandstone lenses in the upper portion. Regionally, the Mercer Member has also been noted to contain interbeds of coal.

The Homewood Sandstone Member is the uppermost unit of the Pottsville Formation. It typically occurs as a caprock on bedrock highs in the subsurface, and ranges from well-sorted, coarse-grained, white quartzose sandstone to a tan, poorly sorted, clay-bonded, micaceous, medium- to fine-grained sandstone. Thin shale layers are prevalent in the Homewood member as indicated by a darker gray color.

1.4.4 Hydrogeology

1.4.4.1 Regional Hydrogeology

Sand and gravel aquifers are present in the buried-valley and outwash deposits in Portage County, as described in the *Phase I RI Report for High Priority AOCs at the RVAAP, Ravenna, Ohio* (USACE 1998). Generally, these saturated zones are too thin and localized to provide large quantities of water for industrial or public water supplies; however, yields are sufficient for residential water supplies. Lateral extent and continuity of these aquifers are unknown. Recharge of these units is derived from surface water infiltration of precipitation and surface streams. Specific groundwater recharge and discharge areas at the facility have not been delineated. The regional potentiometric surface at the facility for unconsolidated surficial deposits and bedrock are presented in Figures 1-9 and 1-10, respectively (Environmental Quality Management, Inc. 2013).

The thickness of unconsolidated surficial deposits at the facility ranges from thin to absent in the eastern and northeastern portion of the facility to an estimated 150 ft (46 m) in the central portion of the facility. The water table (Figure 1-9) is encountered within the unconsolidated zone in many areas of the facility. Because of the heterogeneous nature of the unconsolidated glacial material, groundwater flow patterns are difficult to determine. Laterally, most groundwater flow in the surficial deposits likely follows topographic contours and stream drainage patterns (Figure 1-9), with preferential flow along pathways (e.g., sand seams, channel deposits, or other stratigraphic discontinuities) having higher permeability than surrounding clay or silt-rich material. Aquifer recharge from precipitation likely occurs via infiltration along root zones, desiccation cracks, and partings within the soil column.

Beneath the facility, the principal bedrock aquifer is within the Sharon Sandstone Conglomerate Unit (referred to as the Sharon Conglomerate Aquifer) (Figure 1-11) (Environmental Quality Management, Inc. 2013). Depending on overburden thickness, the Sharon Conglomerate aquifer ranges from an unconfined to a leaky artesian aquifer hydraulically. According to one source, yields from onsite supply wells completed within the Sharon Conglomerate range from 30 to 400 gallons per minute (U.S. Army Toxic and Hazardous Materials Agency 1978). Yields of 5-200 gallons per minute have also been reported for onsite bedrock wells completed in the Sharon Conglomerate (Kammer 1982).

Other, less important, local bedrock aquifers include the Homewood Sandstone (Figure 1-10), which is generally thinner and only capable of well yields less than 10 gallons per minute, and the Connoquennissing Sandstone. Wells completed in the Connoquennissing Sandstone in Portage County yield from 5 to 100 gallons per minute, but are typically less productive than the Sharon Conglomerate due to lower permeability in the sandstone.

In general, the hydraulic gradient in the Sharon Conglomerate aquifer results in a regional eastward flow of groundwater (Figure 1-11) that appears to be more uniform than flow directions in unconsolidated deposits (Figure 1-9) because local surface topography influences the latter. Due to the lack of well data in the western portion of the facility, general flow patterns are difficult to discern. For much of the eastern half of the facility, hydraulic head elevations in bedrock are higher than those in overlying unconsolidated deposits, which indicates an upward vertical hydraulic gradient. These data suggest there is a confining layer separating the two aquifers in some areas. In the far eastern area, there is little difference in the head elevations, suggesting a hydraulic connection exists between the two.

1.4.4.2 Groundwater Usage and Domestic Water Supply

The former RVAAP historically used groundwater for both domestic and industrial supplies. Groundwater utilized at the former RVAAP during past operations was obtained from production wells located throughout the facility, with most wells screened in the Sharon Conglomerate. The Army discontinued use of most of the groundwater production wells prior to 1993, when the facility was placed in modified caretaker status. Currently, one of the four original groundwater production wells remains in use by the OHARNG. This well, located in the former Administration Area, is not used as a potable water source, but supplies non-potable water for sanitary purposes for active-use buildings on the facility.

In addition, as of 2011, the OHARNG has installed two bedrock aquifer production wells at the facility. These two OHARNG supply wells were completed in the Sharon Conglomerate near Buildings 1067 and 1068 within the former Administration Area. There is also one inactive non-potable supply well just south of Winklepeck Burning Grounds along the east side of George Road, which was formerly used to supply water for environmental restoration activities.

The closest population center to the facility, the city of Newton Falls, obtains municipal water supplies from the east branch of the Mahoning River. Currently, most groundwater use in the area surrounding the facility is for domestic and livestock supply, with the Sharon Conglomerate acting as the major producing aquifer in the area. The Connoquennissing Sandstone Member

and Homewood Sandstone Member also provide limited groundwater supplies, primarily to the western half of the facility. Unconsolidated deposits can also be an important source of groundwater. Many of the domestic wells and small public water supplies located near the facility obtain sustainable quantities of water from wells completed in unconsolidated, surficial deposits.

In the unconsolidated aquifer, groundwater flows predominantly eastward; however, the unconsolidated zone shows numerous local flow variations influenced by topography and drainage patterns (Figure 1-9). The local variations in flow direction suggest the following: (1) groundwater in the unconsolidated deposits is generally in direct hydraulic communication with surface water, and (2) surface water drainage ways may also act as groundwater discharge locations. In addition, topographic ridges between surface water drainage features act as groundwater divides in the unconsolidated deposits.

Local groundwater within and surrounding the facility contains proportionately high levels of iron, manganese, and naturally occurring carbonate compounds. As such, it is classified as "hard" water. Hard water has an associated metallic taste that can be unpalatable if not properly treated for human consumption (OHARNG 2008).

1.4.4.3 Regional Surface Water

The facility resides within the Mahoning River watershed, which is part of the Ohio River basin. The west branch of the Mahoning River is the main surface stream in the area. The west branch flows adjacent to the west end of the facility, generally in a north to south direction, before flowing into the Michael J. Kirwan Reservoir, which is located south of State Route 5 (Figure 1-3). The west branch flows out of the reservoir and parallels the southern facility boundary before joining the Mahoning River east of the facility.

The western and northern portions of the facility display low hills and a dendritic surface drainage pattern. The eastern and southern portions are characterized by an undulating to moderately level surface, with less dissection of the surface drainage. The facility is marked with marshy areas and flowing and intermittent streams whose headwaters are located in the upland areas.

The three primary watercourses that drain the facility are as follows (Figure 1-3):

- South fork of Eagle Creek
- Sand Creek
- Hinkley Creek

All of these watercourses have many associated tributaries. Sand Creek, with a drainage area of 13.9 square miles (36 square km), flows generally in a northeast direction to its confluence with the south fork of Eagle Creek. In turn, the south fork of Eagle Creek continues in a northerly direction for 2.7 miles (4.3 km) to its confluence with Eagle Creek. The drainage area of the south fork of Eagle Creek is 26.2 square miles (67.8 square km), including the area drained by Sand Creek. Hinkley Creek originates just southeast of the intersection between State Route 88

and State Route 303 to the north of the facility. Hinkley Creek, with a drainage area of 11.0 square miles (28.5 square km), flows in a southerly direction through the facility, and converges with the west branch of the Mahoning River south of the facility (USACE 2001).

Approximately one-third of the facility meets the regulatory definition of a wetland, with most wetland areas located in the eastern portion of the facility. Wetland areas at the facility include seasonal wetlands, wet fields, and forested wetlands. Many of the wetland areas are the result of natural drainage or beaver activity; however, some wetland areas are associated with anthropogenic settling ponds and drainage areas.

Approximately 50 ponds are scattered throughout the facility. Many were constructed within natural drainage ways to function as settling ponds or basins for process effluent and runoff. Others are natural in origin, resulting from glacial action or beaver activity. Water bodies at the facility could support aquatic vegetation and biota. Storm water runoff is controlled primarily by natural drainage, except in former operations areas where an extensive storm sewer network helps to direct runoff to drainage ditches and settling ponds. Additionally, the storm sewer system was one of the primary drainage mechanisms for process effluent during the period that production facilities were in operation.

1.4.5 Climate

The general climate of the area where the facility is located is continental and characterized by moderately warm and humid summers, reasonably cold and cloudy winters, and wide variations in precipitation from year to year. Climate data for the facility, presented below, were obtained from available National Weather Service records for the 30-year period of record from 1981 to 2010 at the Youngstown Regional Airport, Ohio *(http://www.nws.noaa.gov/climate/xmacis.php?wfo=cle*). Wind speed data for Youngstown, Ohio, are from the National Climatic Data Center *(http://www.ncdc.noaa.gov/data-access/quick-links#wind*) for the available 66-year period of record from 1930 through 1996.

Average annual rainfall in the area is 38.86 inches (98.7 cm), with the highest monthly average occurring in July (4.31 inches [10.9 cm]) and the lowest monthly average occurring in February (2.15 inches [5.46 cm]). Average annual snowfall totals approximately 63.4 inches (161.0 cm) with the highest monthly average occurring in January (17.1 inches [43.43 cm]). Due to the influence of lake-effect snowfall events associated with Lake Erie, located approximately 35 miles (56.3 km) northwest of the facility, snowfall totals vary widely throughout northeastern Ohio.

The average annual daily temperature in the area is 49.3 degrees Fahrenheit (ºF), with an average daily high temperature of 59.0ºF and an average daily low temperature of 39.7ºF. The record high temperature of 100ºF occurred in July 1988, and the record low temperature of -22ºF occurred in January 1994. The prevailing wind direction at the former RVAAP is from the west-southwest, with the highest average wind speed occurring in January (12 miles [19.3 km] per hour) and the lowest average wind speed occurring in August (7 miles [11.3 km] per hour). As per the National Climatic Data Center, 20 storm events (category Thunderstorm Wind) were reported between 1 January 1996 and 31 July 2013 *(http://tinyurl.com/k2kn47o).* The area is

susceptible to tornadoes; minor structural damage to several buildings on facility property occurred as the result of a tornado in 1985.

1.5 REPORT ORGANIZATION

This SI report is organized into the following sections:

- Chapter 1 (Introduction)—Provides an overview of the purpose and scope of this SI, a general facility description, demography, and land use of the facility. This chapter provides an overview of the environmental setting at the facility.

- Chapter 2 (Site Description and Operational History)—Provides the site descriptions and land use history of the site. The physical property characteristics, military operations, and summary of past investigations are included.

- Chapter 3 (Historical Operations)—Summarizes the historical operations, investigations, and removal actions at the AOC.

- Chapter 4 (Field Investigation)—Addresses the scope of activities performed under this SI. This section discusses sampling rationale for placement of environmental media sampling locations, field activity procedures, laboratory methods, and protocols. Included in this section are descriptions of the pre-mobilization activities and field sampling methodologies for surface and subsurface soil incremental sampling methodology sampling. Deviations from the work plan are outlined. Site surveying and collection and characterization of investigation-derived wastes (IDW) generated during this SI are discussed.

- Chapter 5 (Data Evaluation and Summary of Analytical Results)—Provides the data evaluation process used for this SI, a summary of surface and subsurface soil sampling results, and a presentation of the comparison of the SRCs to the most stringent Resident Receptor FWCUGs to identify the presence of potential contamination. The results of the WOE evaluation are provided in this section, as well as a discussion of the IDW characterization results.

- Chapter 6 (Exposure Pathways)—Summarizes physical conditions, and hydrological and hydrogeological settings; and provides conclusions for the exposure pathways identified for soil, air, surface water, and groundwater.

- Chapter 7 (Summary and Conclusions)—Summarizes findings and conclusions of this SI.

- Chapter 8 (References)—Lists references used for this report.

Report appendices contain the summarized investigation data as follows:

- Appendix A—Historical Aerial Photographs
- Appendix B—Field Activity Forms
- Appendix C—Boring Logs
- Appendix D—Data Verification Report
- Appendix E—Laboratory Analytical Results, Laboratory Data, and Chain of Custody Forms
- Appendix F—Data Validation Report
- Appendix G—IDW Disposal Letter Reports
- Appendix H—Site Photographs
- Appendix I—Video Inspection of Drainage System Piping
- Appendix J—Regulatory Correspondence and Comment Response Table

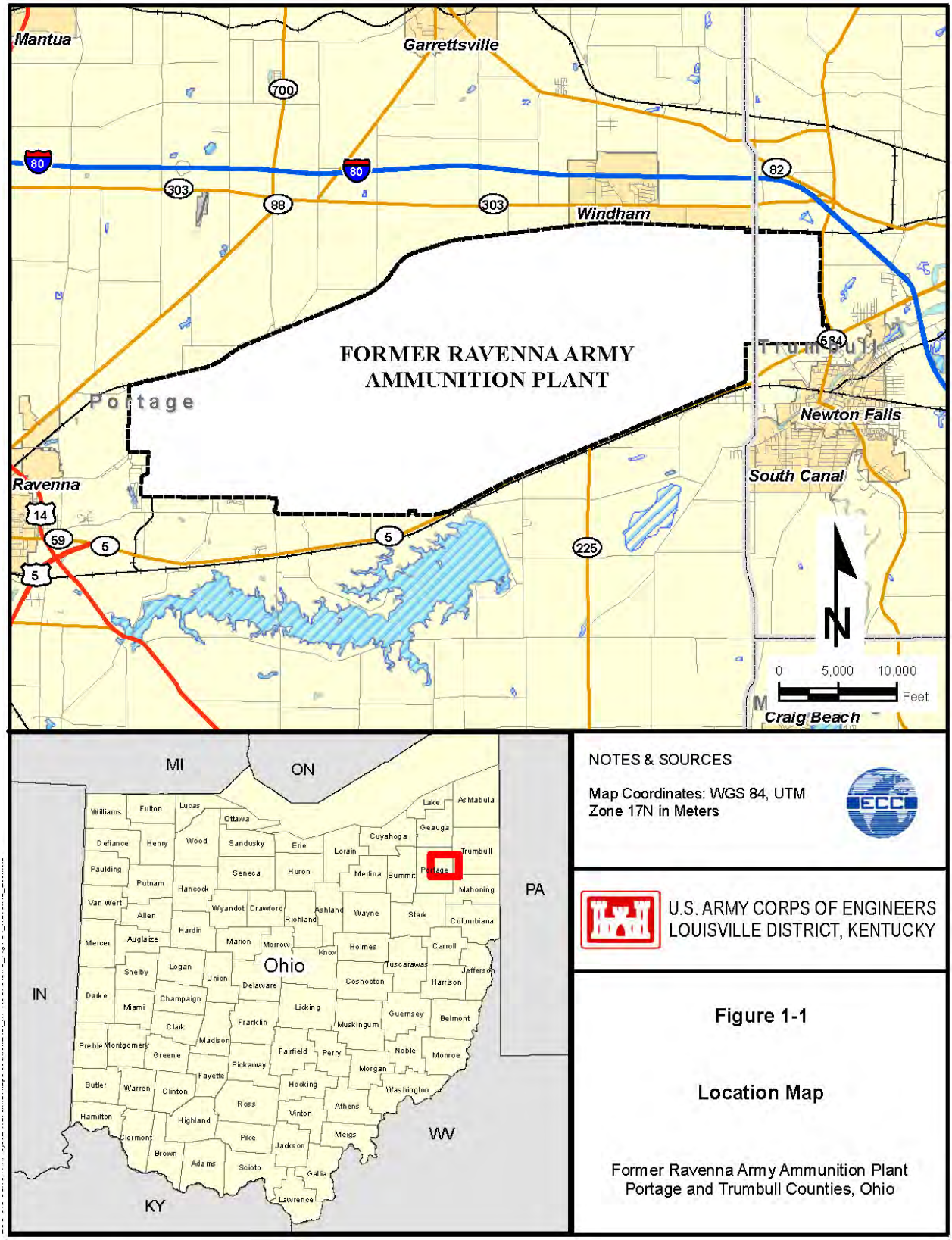

Figure 1-1

Location Map

Former Ravenna Army Ammunition Plant
Portage and Trumbull Counties, Ohio

This page intentionally left blank

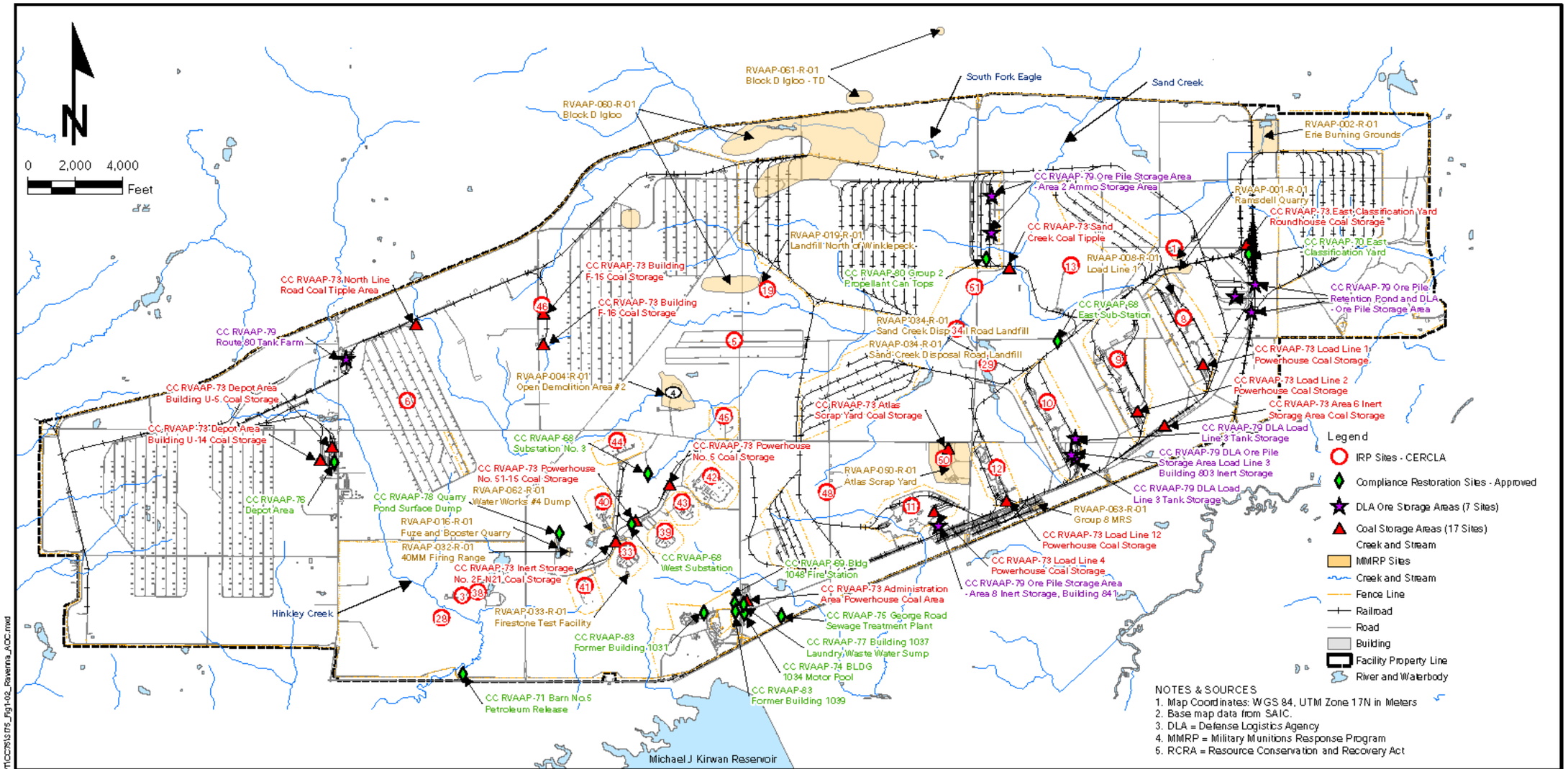

IRP SITES - CERCLA					
1	RVAAP-01	Ramsdell Quarry Landfill	34	RVAAP-34	Sand Creek Disposal Road Landfill
3	RVAAP-03	Open Demolition Area #1	38	RVAAP-38	NACA Test Area
5	RVAAP-05	Winklepeck Burning Grounds	39	RVAAP-39	Load Line 5
6	RVAAP-06	C Block Quarry	40	RVAAP-40	Load Line 7
8	RVAAP-08	Load Line 1	41	RVAAP-41	Load Line 8
9	RVAAP-09	Load Line 2	42	RVAAP-42	Load Line 9
10	RVAAP-10	Load Line 3	43	RVAAP-43	Load Line 10
11	RVAAP-11	Load Line 4	44	RVAAP-44	Load Line 11
12	RVAAP-12	Load Line 12	45	RVAAP-45	Wet Storage Area
13	RVAAP-13	Building 1200 - Dilution\Settling Pond	46	RVAAP-46	Building F-15 and F-16
19	RVAAP-19	Landfill North of Winklepeck Burning Grounds	48	RVAAP-48	Anchor Test Area
28	RVAAP-28	Mustard Agent Burial Site	50	RVAAP-50	Atlas Scrap Yard
29	RVAAP-29	Upper and Lower Cobbs Ponds	51	RVAAP-51	Dump Along Paris Windham Rd.
33	RVAAP-33	Load Line 6		RVAAP-66	Facility-Wide Groundwater
				RVAAP-67	Facility-Wide Sewer

COMPLIANCE RESTORATION SITES (14 SITES)	
CC RVAAP-68	Electronic Substations (E, W, No.3)
CC RVAAP-69	Former Building 1048 Fire Station
CC RVAAP-70	East Classification Yard
CC RVAAP-71	Barn No. 5 Petroleum Release
CC RVAAP-72	Facility-Wide USTs (45 Sites)
CC RVAAP-73	Facility-Wide Coal Storage
CC RVAAP-74	Building 1034 Motor Pool Hydraulic Lift
CC RVAAP-75	George Road Sewage Treatment Plant
CC RVAAP-76	Depot Area
CC RVAAP-77	Building 1037 - Laundry Waste Water Sump
CC RVAAP-78	Quarry Pond Surface Dump
CC RVAAP-79	DLA Ore Storage Sites
CC RVAAP-80	Group 2 Propelant Can Tops
CC RVAAP-83	Former Building 1031 and 1039

MMRP SITES (14 SITES)	
RVAAP-001-R-01	DLA Ore Storage Sites
RVAAP-002-R-01	Erie Burning Grounds MRS
RVAAP-004-R-01	Open Demolition Area #2 MRS
RVAAP-008-R-01	Load Line 1 MRS
RVAAP-016-R-01	Fuze and Booster Quarry MRS
RVAAP-019-R-01	Landfill North of Winklepeck MRS
RVAAP-032-R-01	40 mm Firing Range MRS
RVAAP-033-R-01	Firestone Test Facility MRS
RVAAP-034-R-01	Sand Creek Dump MRS
RVAAP-050-R-01	Atlas Scrap Yard MRS
RVAAP-060-R-01	Block D Igloo MRS
RVAAP-061-R-01	Block D Igloo - TD MRS
RVAAP-062-R-01	Water Works #4 Dump MRS
RVAAP-063-R-01	Group 8

OTHER REGULATORY - RCRA		
4	RVAAP-04	Open Demolition Area #2

U.S. ARMY CORPS OF ENGINEERS
LOUISVILLE DISTRICT, KENTUCKY

Figure 1-2

Location of
Compliance Restoration Sites

Former Ravenna Army Ammunition Plant
Portage and Trumbull Counties, Ohio

EDC-GIS Server: F:\Projects\Ravenna\Map Documents\SLRP\TOC\SIS75_Fig1-02_Ravenna_AOC.mxd

This page intentionally left blank

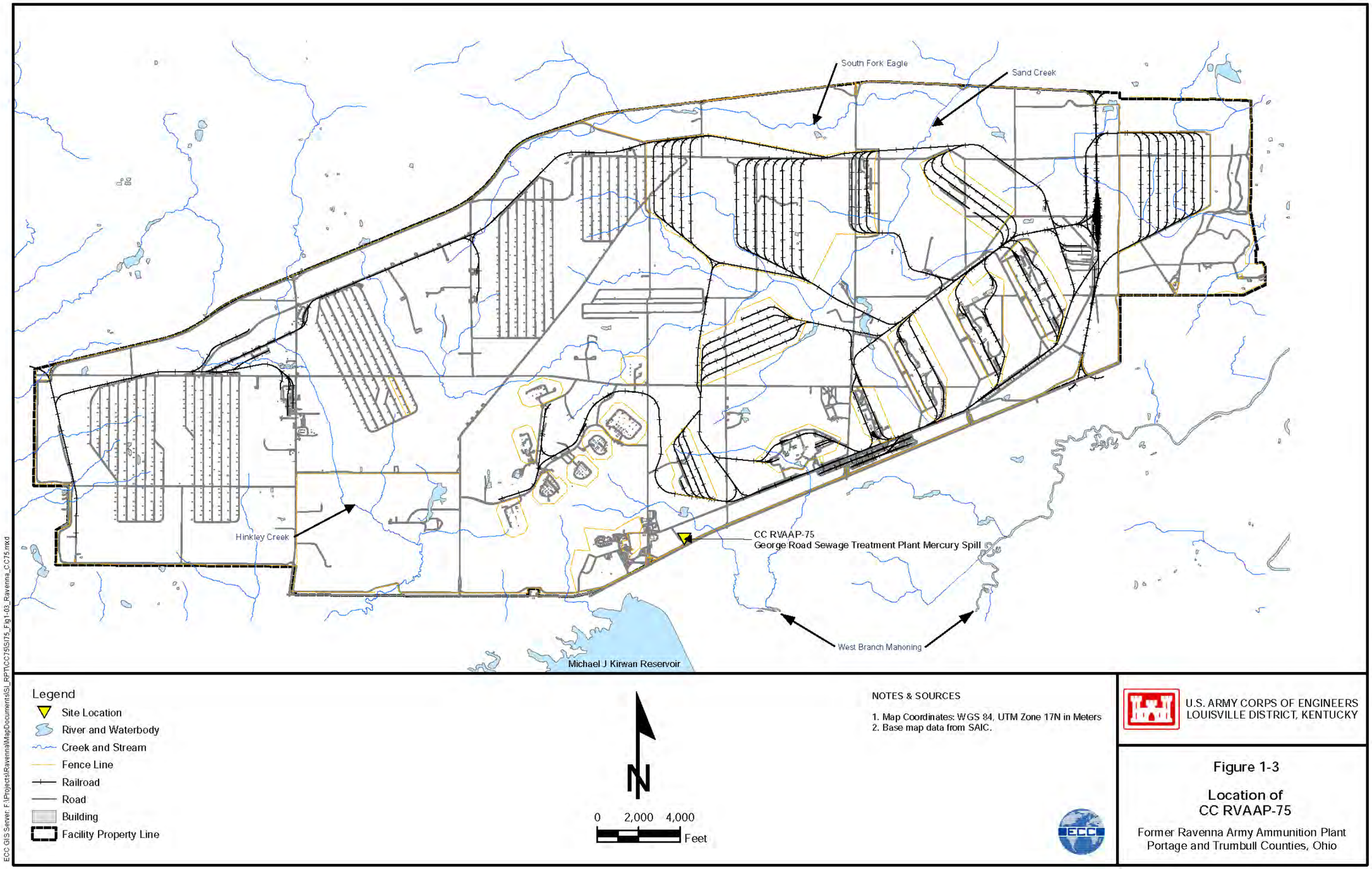

Figure 1-3

Location of
CC RVAAP-75

Former Ravenna Army Ammunition Plant
Portage and Trumbull Counties, Ohio

This page intentionally left blank

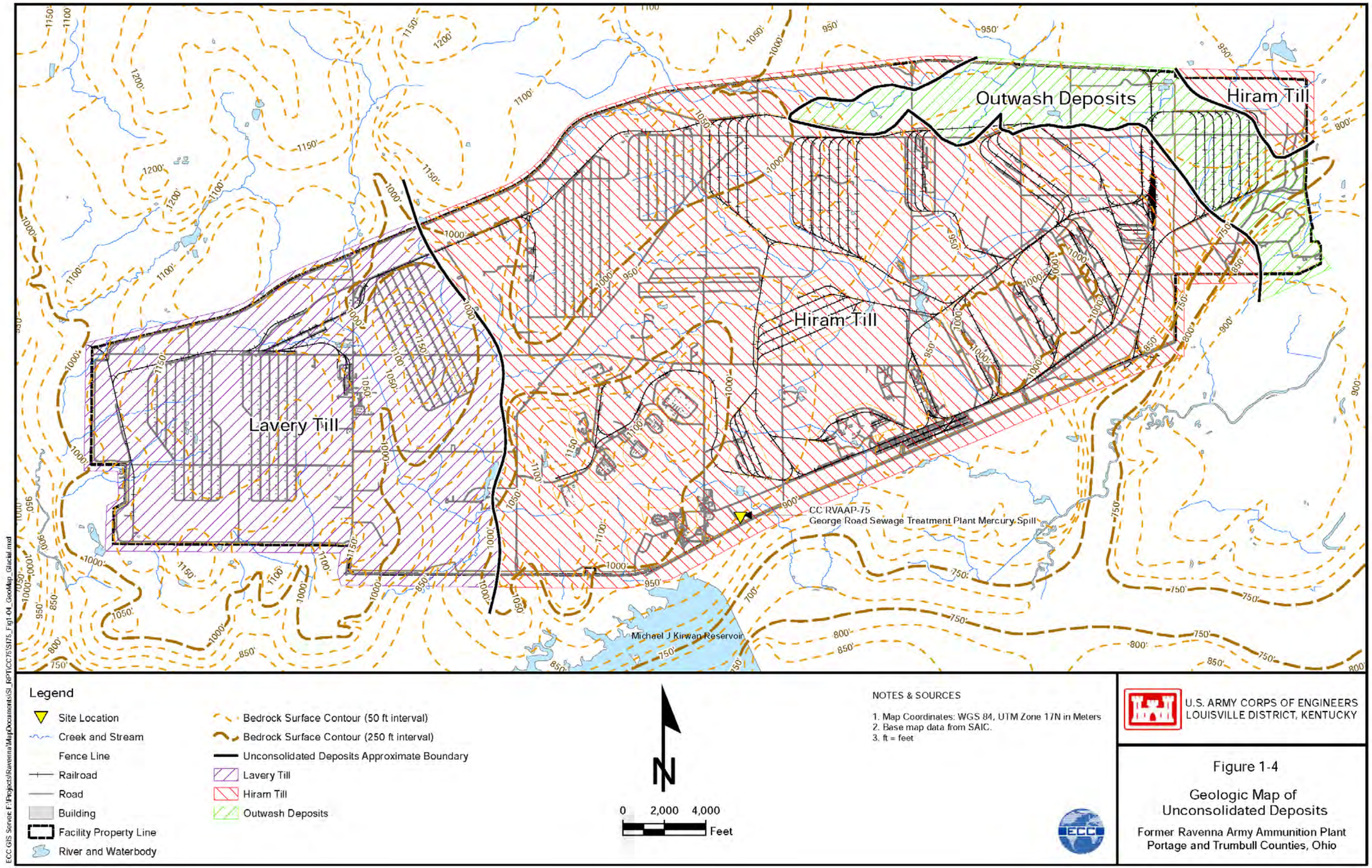
Outwash Deposits
Hiram Till
Hiram Till
Lavery Till
CC RVAAP-75
George Road Sewage Treatment Plant Mercury Spill
Michael J Kirwan Reservoir
Legend
Site Location
Creek and Stream
Fence Line
Railroad
Road
Building
Facility Property Line
River and Waterbody
Bedrock Surface Contour (50 ft interval)
Bedrock Surface Contour (250 ft interval)
Unconsolidated Deposits Approximate Boundary
Lavery Till
Hiram Till
Outwash Deposits
N
0 2,000 4,000
Feet
NOTES & SOURCES
1. Map Coordinates: WGS 84, UTM Zone 17N in Meters
2. Base map data from SAIC.
3. ft = feet
U.S. ARMY CORPS OF ENGINEERS
LOUISVILLE DISTRICT, KENTUCKY
Figure 1-4
Geologic Map of
Unconsolidated Deposits
Former Ravenna Army Ammunition Plant
Portage and Trumbull Counties, Ohio
ECC GIS Server: F:\Projects\Ravenna\MapDocuments\SI_RPT\CC75\SI75_Fig1-04_GeoMap_Glacial.mxd

This page intentionally left blank

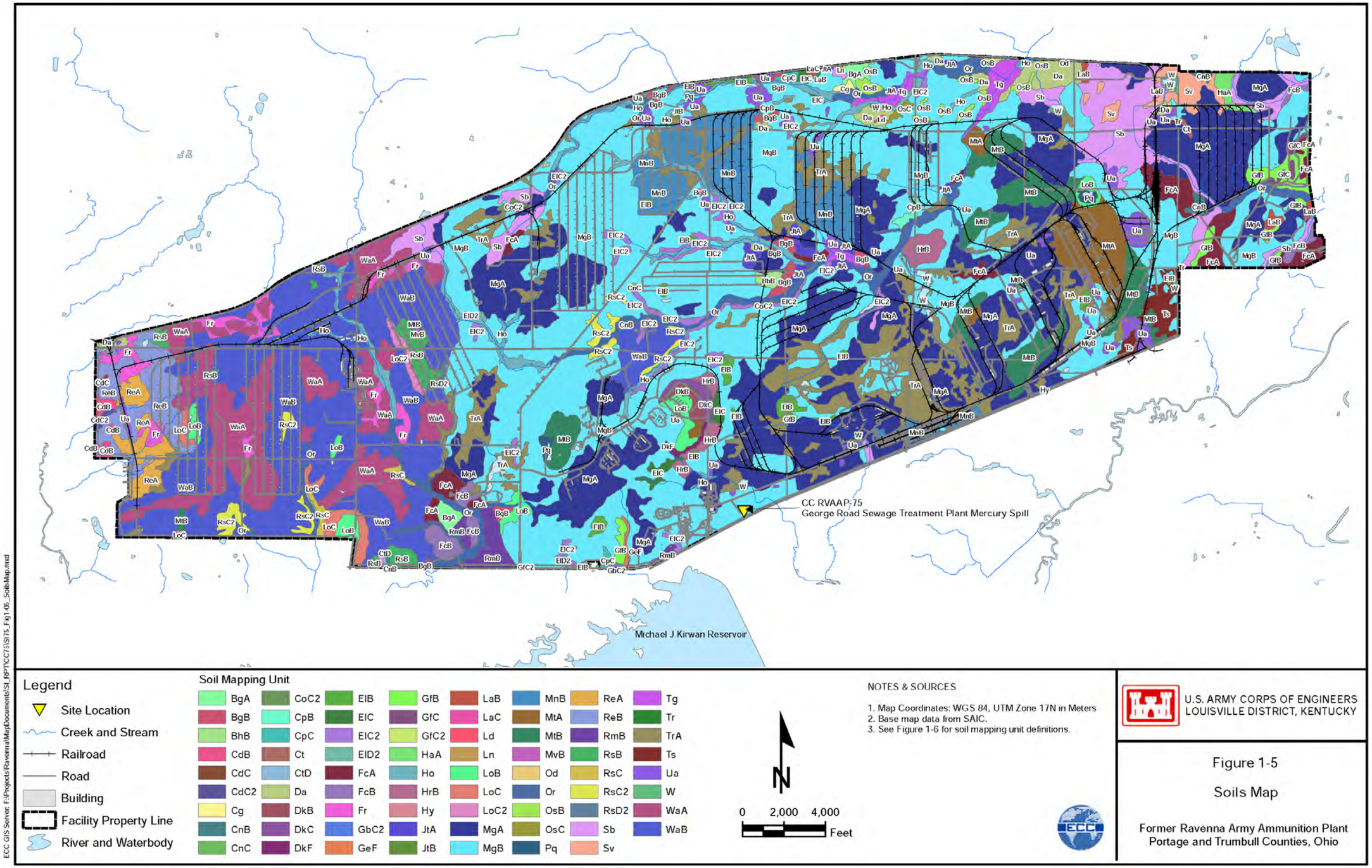
CC RVAAP-75
George Road Sewage Treatment Plant Mercury Spill
Michael J Kirwan Reservoir
Legend
Site Location
Creek and Stream
Railroad
Road
Building
Facility Property Line
River and Waterbody
Soil Mapping Unit
BgA BgB BhB CdB CdC CdC2 Cg CnB CnC CoC2 CpB CpC Ct CtD Da DkB DkC DkF EIB EIC EIC2 EID2 FcA FcB Fr GbC2 GeF GfB GfC GfC2 HaA Ho HrB Hy JtA JtB LaB LaC Ld Ln LoB LoC LoC2 MgA MgB MnB MtA MtB MvB Od Or OsB OsC Pq ReA ReB RmB RsB RsC RsC2 RsD2 Sb Sv Tg Tr TrA Ts Ua W WaA WaB
N
0 2,000 4,000
Feet
NOTES & SOURCES
1. Map Coordinates: WGS 84, UTM Zone 17N in Meters
2. Base map data from SAIC.
3. See Figure 1-6 for soil mapping unit definitions.
U.S. ARMY CORPS OF ENGINEERS
LOUISVILLE DISTRICT, KENTUCKY
Figure 1-5
Soils Map
Former Ravenna Army Ammunition Plant
Portage and Trumbull Counties, Ohio
ECC GIS Server: F:\Projects\Ravenna\MapDocuments\SI_RPT\CC75\SI75_Fig1-05_SoilsMap.mxd

This page intentionally left blank

Legend

Soil Mapping Unit

- BgA, Bogart silt loam, 0-2% slopes
- BgB, Bogart silt loam, 2-6% slopes
- BhB, Bogart-Haskins complex, 2-6% slopes
- CdB, Canfield silt loam, 2-6% slopes
- CdC, Canfield silt loam, 6-12% slopes
- CdC2, Canfield silt loam, 6-12% slopes, moderately eroded
- Cg, Carlisle muck
- CnB, Chili loam, 2-6% slopes
- CnC, Chili loam, 6-12% slopes
- CoC2, Chili gravelly loam, 6-12% slopes, moderately eroded
- CpB, Chili silt loam, 2-6% slopes
- CpC, Chili silt loam, 6-12% slopes
- Ct, Chili-Oshtemo complex
- CtD, Chili-Oshtemo complex, 12-18% slopes
- Da, Damascus loam
- DkB, Dekalb channery loam, 2-6% slopes
- DkC, Dekalb channery loam, 6-12% slopes
- DkF, Dekalb channery loam, 25-70% slopes
- ElB, Ellsworth silt loam, 2-6% slopes
- ElC, Ellsworth silt loam, 6-12% slopes
- ElC2, Ellsworth silt loam, 6-12% slopes, moderately eroded
- ElD2, Ellsworth silt loam, 12-18% slopes, moderately eroded
- FcA, Fitchville silt loam, 0-2% slopes
- FcB, Fitchville silt loam, 2-6% slopes
- Fr, Frenchtown silt loam
- GbC2, Geeburg silt loam, 6-12% slopes, moderately eroded
- GeF, Geeburg and Glenford silt loams, steep
- GfB, Glenford silt loam, 2-6% slopes
- GfC, Glenford silt loam, 6-12% slopes
- GfC2, Glenford silt loam, 6-12% slopes, moderately eroded
- HaA, Haskins loam, 0-2% slopes
- Ho, Holly silt loam
- HrB, Hornell silt loam, 3-8% slopes
- Hy, Holly silt loam, frequently flooded
- JtA, Jimtown loam, 0-2% slopes
- JtB, Jimtown loam, 2-6% slopes
- LaB, Lakin loamy sand, 2-6% slopes
- LaC, Lakin loamy sand, 6-12% slopes
- Ld, Linwood muck
- Ln, Lorain silty clay loam
- LoB, Loudonville silt loam, 2-6% slopes
- LoC, Loudonville silt loam, 6-12% slopes
- LoC2, Loudonville silt loam, 6-12% slopes, moderately eroded
- MgA, Mahoning silt loam, 0-2% slopes
- MgB, Mahoning silt loam, 2-6% slopes
- MnB, Mahoning-Urban land complex, undulating
- MtA, Mitiwanga silt loam, 0-2% slopes
- MtB, Mitiwanga silt loam, 2-6% slopes
- MvB, Mitiwanga silt loam, 2-6% slopes, moderately well drained variant
- Od, Olmsted loam
- Or, Orrville silt loam
- OsB, Oshtemo sandy loam, 2-6% slopes
- OsC, Oshtemo sandy loam, 6-12% slopes
- Pq, Pits, quarries
- ReA, Ravenna silt loam, 0-2% slopes
- ReB, Ravenna silt loam, 2-6% slopes
- RmB, Remsen silt loam, 2-6% slopes
- RsB, Rittman silt loam, 2-6% slopes
- RsC, Rittman silt loam, 6-12% slopes
- RsC2, Rittman silt loam, 6-12% slopes, moderately eroded
- RsD2, Rittman silt loam, 12-18% slopes, moderately eroded
- Sb, Sebring silt loam
- Sv, Sebring silt loam, dark surface variant
- Tg, Tioga loam
- Tr, Trumbull silt loam
- TrA, Trumbull silt loam, 0-2% slopes
- Ts, Trumbull silty clay loam
- Ua, Udorthents
- W, Water
- WaA, Wadsworth silt loam, 0-2% slopes
- WaB, Wadsworth silt loam, 2-6% slopes

NOTES & SOURCES

1. Soil Survey Staff, Natural Resources Conservation Service, United States Department of Agriculture. Web Soil Survey. Available online at http://websoilsurvey.nrcs.usda.gov/. Accessed 12/28/2012.
2. See Figure 1-5 for soils map.

U.S. ARMY CORPS OF ENGINEERS
LOUISVILLE DISTRICT, KENTUCKY

Figure 1-6

Description of Soil Mapping Units

Former Ravenna Army Ammunition Plant
Portage and Trumbull Counties, Ohio

ECC GIS Server: F:\Projects\Ravenna\MapDocuments\SI_RPT\CC75\SI75_Fig1-06_SoilsMapLegend.mxd

This page intentionally left blank

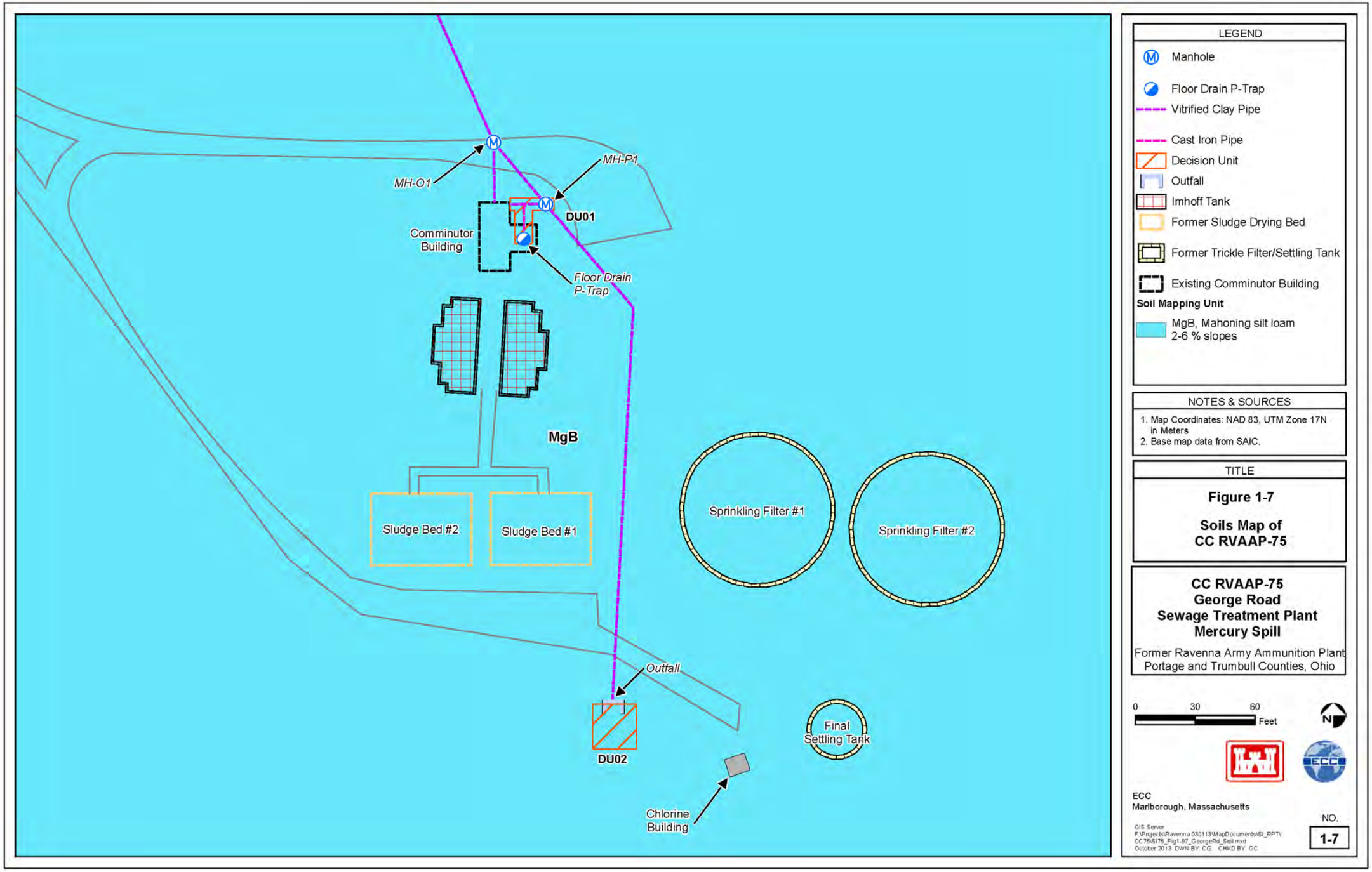
MH-O1
MH-P1
DU01
Comminutor Building
Floor Drain P-Trap
MgB
Sludge Bed #2
Sludge Bed #1
Sprinkling Filter #1
Sprinkling Filter #2
Outfall
DU02
Final Settling Tank
Chlorine Building
LEGEND
Manhole
Floor Drain P-Trap
Vitrified Clay Pipe
Cast Iron Pipe
Decision Unit
Outfall
Imhoff Tank
Former Sludge Drying Bed
Former Trickle Filter/Settling Tank
Existing Comminutor Building
Soil Mapping Unit
MgB, Mahoning silt loam 2-6 % slopes
NOTES & SOURCES
1. Map Coordinates: NAD 83, UTM Zone 17N in Meters
2. Base map data from SAIC.
TITLE
Figure 1-7
Soils Map of CC RVAAP-75
CC RVAAP-75
George Road
Sewage Treatment Plant
Mercury Spill
Former Ravenna Army Ammunition Plant
Portage and Trumbull Counties, Ohio
0 30 60 Feet
N
ECC
Marlborough, Massachusetts
NO.
1-7

This page intentionally left blank

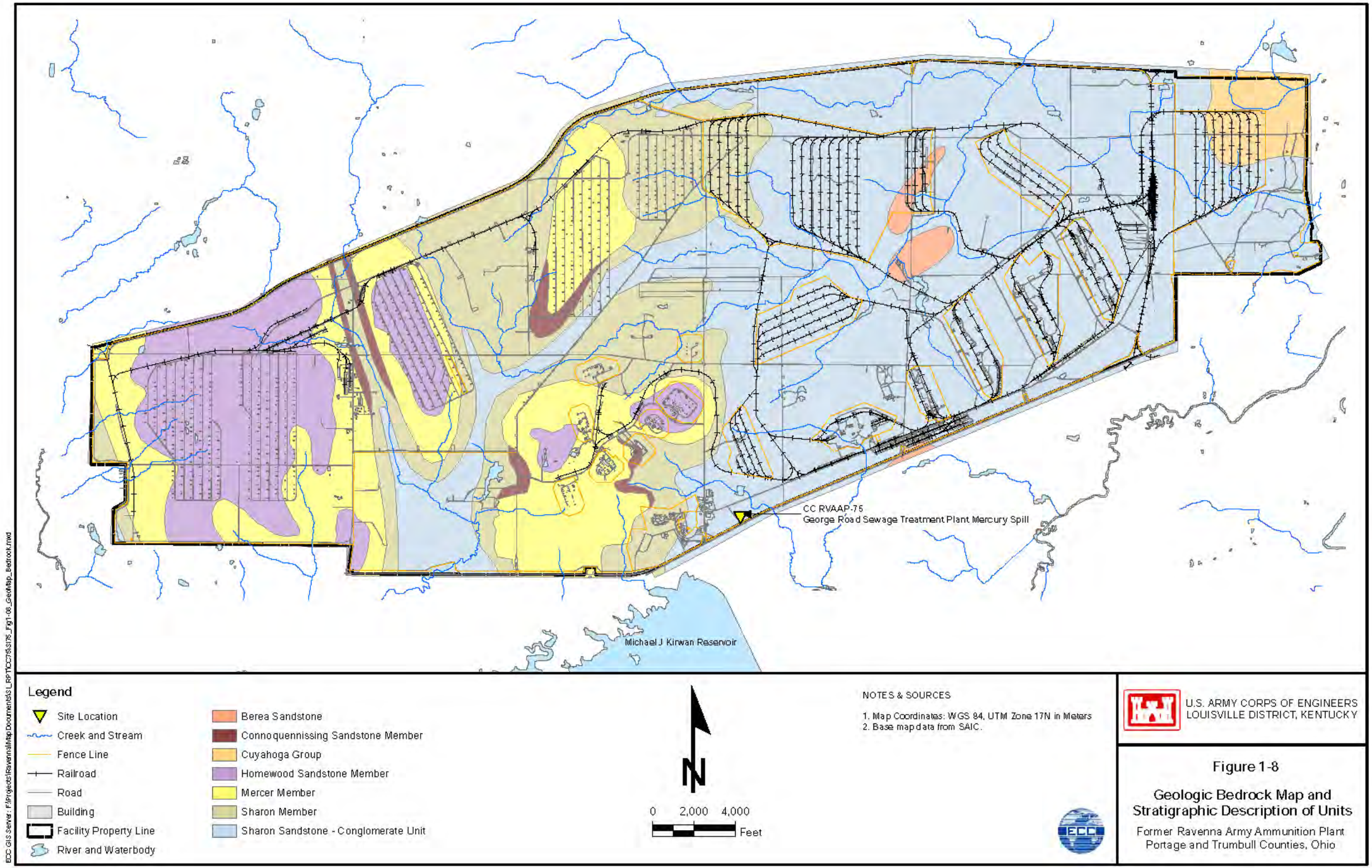
CC RVAAP-75
George Road Sewage Treatment Plant Mercury Spill
Michael J Kirwan Reservoir
Legend
Site Location
Creek and Stream
Fence Line
Railroad
Road
Building
Facility Property Line
River and Waterbody
Berea Sandstone
Connoquennissing Sandstone Member
Cuyahoga Group
Homewood Sandstone Member
Mercer Member
Sharon Member
Sharon Sandstone - Conglomerate Unit
N
0 2,000 4,000
Feet
NOTES & SOURCES
1. Map Coordinates: WGS 84, UTM Zone 17N in Meters
2. Base map data from SAIC.
U.S. ARMY CORPS OF ENGINEERS
LOUISVILLE DISTRICT, KENTUCKY
Figure 1-8
Geologic Bedrock Map and
Stratigraphic Description of Units
Former Ravenna Army Ammunition Plant
Portage and Trumbull Counties, Ohio
ECC GIS Server: F:\Projects\Ravenna\Map Documents\SI_RPT\CC75\SI75_Fig1-08_GeoMap_Bedrock.mxd

This page intentionally left blank

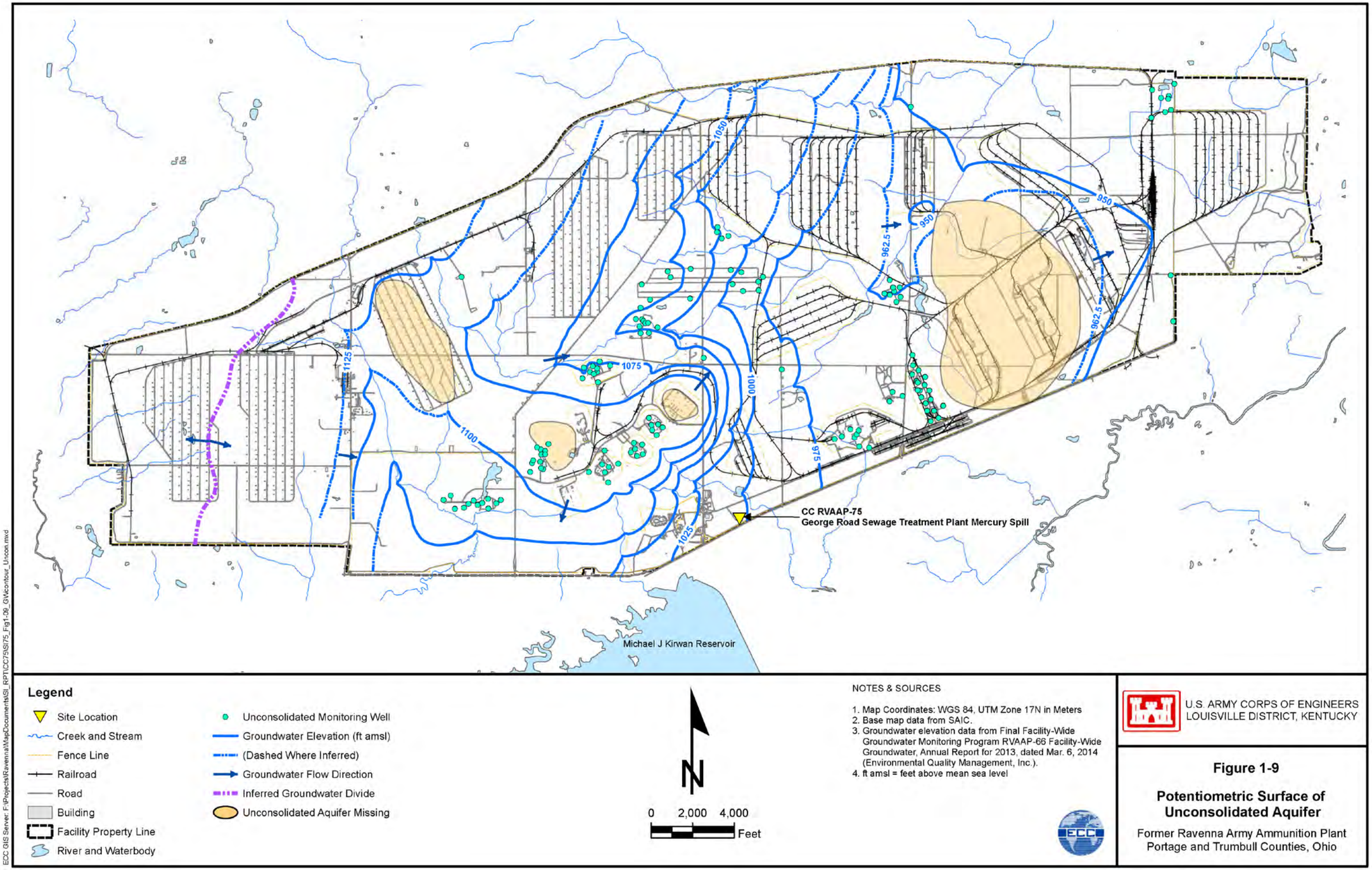

Figure 1-9

Potentiometric Surface of Unconsolidated Aquifer

Former Ravenna Army Ammunition Plant
Portage and Trumbull Counties, Ohio

This page intentionally left blank

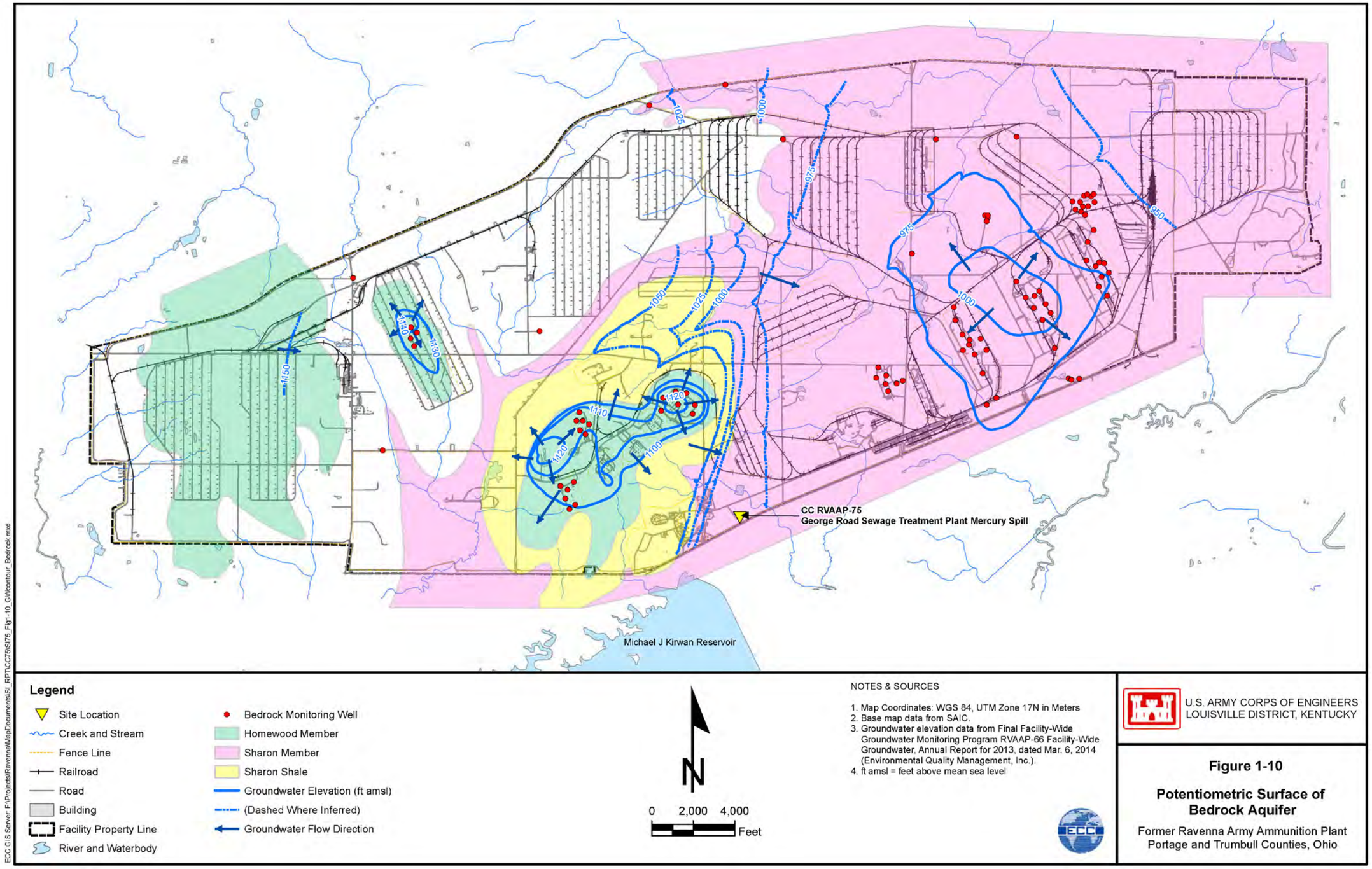
1150
1140
1130
1120
1110
1100
1050
1025
1000
975
950
CC RVAAP-75
George Road Sewage Treatment Plant Mercury Spill
Michael J Kirwan Reservoir
Legend
Site Location
Creek and Stream
Fence Line
Railroad
Road
Building
Facility Property Line
River and Waterbody
Bedrock Monitoring Well
Homewood Member
Sharon Member
Sharon Shale
Groundwater Elevation (ft amsl)
(Dashed Where Inferred)
Groundwater Flow Direction
N
0 2,000 4,000
Feet
NOTES & SOURCES
1. Map Coordinates: WGS 84, UTM Zone 17N in Meters
2. Base map data from SAIC.
3. Groundwater elevation data from Final Facility-Wide Groundwater Monitoring Program RVAAP-66 Facility-Wide Groundwater, Annual Report for 2013, dated Mar. 6, 2014 (Environmental Quality Management, Inc.).
4. ft amsl = feet above mean sea level
U.S. ARMY CORPS OF ENGINEERS
LOUISVILLE DISTRICT, KENTUCKY
Figure 1-10
Potentiometric Surface of Bedrock Aquifer
Former Ravenna Army Ammunition Plant
Portage and Trumbull Counties, Ohio
ECC GIS Server: F:\Projects\Ravenna\MapDocuments\SI_RPT\CC75\SI75_Fig1-10_GW\kcontour_Bedrock.mxd

This page intentionally left blank

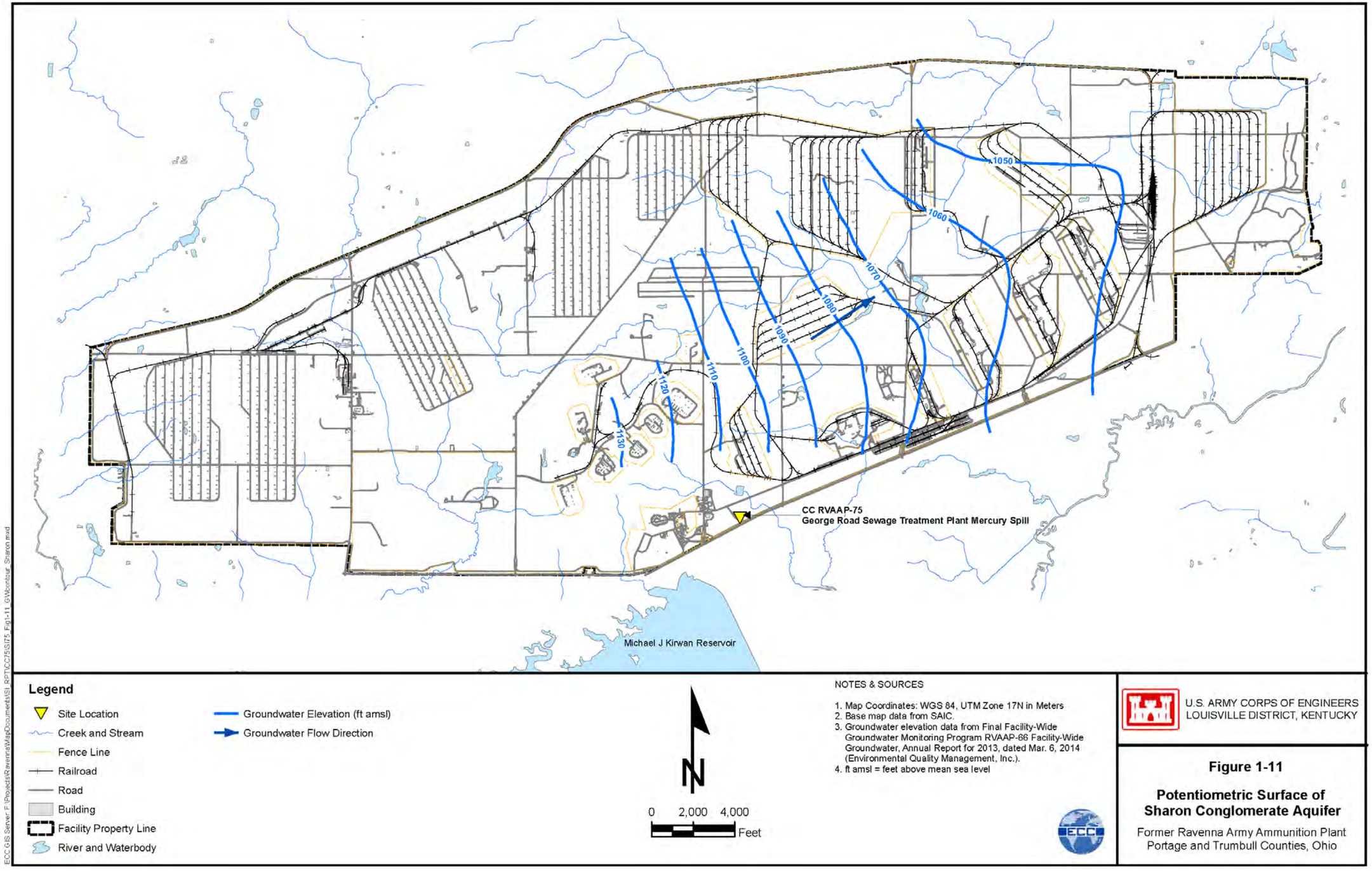

Figure 1-11

Potentiometric Surface of Sharon Conglomerate Aquifer

Former Ravenna Army Ammunition Plant
Portage and Trumbull Counties, Ohio

This page intentionally left blank

Table 1-1: Soil Type at CC RVAAP-75

Soil Series Classification	Parent Material	Geographic Setting	Slope Percent	Drainage	Surface Runoff	Permeability
Mahoning silt loams 2-6 percent slopes	Silty clay loam or clay loam glacial till, generally where bedrock is greater than 6 feet below ground surface.	Gently sloping highland areas	2-6	Poorly drained	Rapid and seasonal wetness	Low

This page intentionally left blank

2. SITE DESCRIPTION AND OPERATIONAL HISTORY

2.1 SITE DESCRIPTION

The CR site, CC RVAAP-75 George Road Sewage Treatment Plant Mercury Spill AOC (Figure 2-1) is located south of South Service Road and north of South Patrol Road about 0.5 miles east of the Administration Area. The George Road Sewage Treatment Plant is an inactive domestic sewage treatment plant that was used to process domestic sewage from Load Line 6 (RVAAP-15) and Load Line 7 (RVAAP-30). The George Road Sewage Treatment Plant received influent from the Administration Area, Hospital, Family Housing, Power House No. 6, and the vehicle maintenance garage. The plant also received sludge from the Depot Sewage Treatment Plant (RVAAP-21). The George Road Sewage Treatment Plant was taken out of service in 1993, and was properly closed under an Ohio National Pollutant Discharge Elimination System (NPDES) Permit No. 31000000BD. No records were discovered that document when plant operations began; however, a 1941 site schematic was found as part of the HRR, so it is assumed that operations began circa 1941 (SAIC 2011a).

The George Road Sewage Treatment Plant consisted of the comminutor building, (Figure 2-2) two Imhoff tanks, two trickling filters, sludge beds contained within greenhouses, and a chlorine building (Figure 2-1). The Imhoff tanks were abandoned in place and filled with soil, the trickling filters were removed, and sludge from the drying beds was also removed. The comminutor and chlorine buildings remain. Each is a small brick building.

Interviewees participating in the HRR indicated that a spill of elemental mercury from a pint-sized jar into the floor drain occurred inside the comminutor building (SAIC 2011a). The reported mercury spill discovered during the interview process of the HRR is the focus of this SI.

2.2 LAND USE AND OWNERSHIP HISTORY

The George Road Sewage Treatment Plant was used to process domestic sewage and discharge from Load Lines 6 and 7. The George Road Sewage Treatment Plant is located approximately 0.5 miles east of the Administration Area, which also includes Building 1034 Motor Pool (CC RVAAP-74) and Building 1037 Former Laundry Building (CC RVAAP-77), both now used as administration offices. Appendix A contains historical (1940-2009) aerial photographs of the CR site.

George Road Sewage Treatment Plant operated as part of the former activities associated with the facility. Administrative accountability for the AOC has been transferred to the Army National Guard (ARNG) who licenses the use of the AOC to the OHARNG for military training. Currently, this AOC is not actively used by the OHARNG for military training.

2.3 PREVIOUS INVESTIGATIONS

The George Road Sewage Treatment Plant was evaluated as an AOC (RVAAP-22) in the *Preliminary Assessment for the Characterization of Areas of Contamination RVAAP, Ravenna,*

Ohio (SAIC 1996). The report concluded RVAAP-22 was maintained under an Ohio NPDES Permit No. 31000000BD and was not considered a high priority AOC.

An HRR report for CC RVAAP-75 was completed in December 2011. The report made the following observations and conclusions:

- Interviewees noted approximately a 1 pint jar of elemental liquid mercury was spilled within the comminutor building and went down a floor drain. The spilled elemental mercury was never recovered or located.

- The George Road Sewage Treatment Plant was removed from service in 1993, and closed under a NPDES permit.

- An interviewee noted that during decommissioning activities, the remaining sludge from the treatment plant was spread out along Greenleaf Road as part of a restoration research project.

- According to the findings of the HRR Report (SAIC 2010), the building schematics (Figure 2-3) show the comminutor building floor drain is connected to a 4-inch cast iron pipe which leads outside the building and ties into a 15-inch vitrified clay pipe (drain line), which "appears to be channeled back into the treatment system." The 15-inch vitrified clay pipe (drain line) is tied back into the sanitary sewer at manhole MH-P1. Upon further review of the building schematics and onsite visual observations made by ECC during this SI at CC RVAAP-75, it was observed that the 15-inch vitrified clay pipe (drain line) is pitched to drain from the comminutor building to manhole MH-P1. Invert elevations for the manholes and 15-inch vitrified clay pipe (drain line) are shown in Figure 2-3.

- An interviewee noted that the floor drains likely have a P-trap and, therefore, it may be possible that the mercury is still within the P-trap.

- No visual evidence of the mercury spill was noted.

- Further investigation at CC RVAAP-75 was recommended based on the findings of the HRR, which recommended that the floor drain pipe and pipe trap within the comminutor be further inspected and soil samples be collected immediately surrounding the floor drain pipeline.

This SI was completed based on the information and recommendations provided in the HRR report for the CC RVAAP-75 George Road Sewage Treatment Plant Mercury Spill AOC. Based on information presented in the Final HRR, SI activities were conducted at the following areas:

- Comminutor building floor drain/piping
- Sanitary sewer outfall area

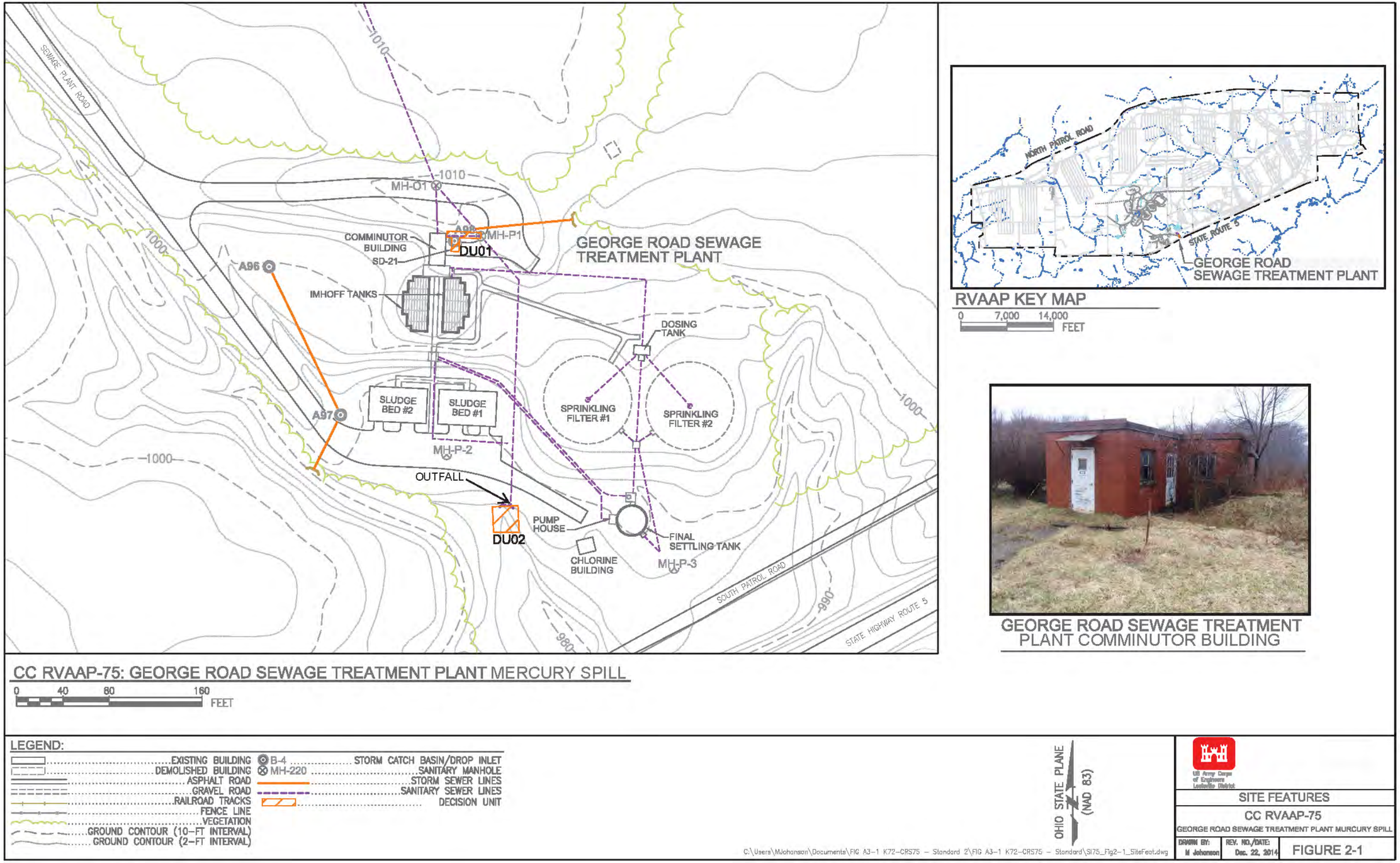
SEWAGE PLANT ROAD
1010
MH-O1
COMMINUTOR BUILDING
SD-21
A99
MH-P1
DU01
GEORGE ROAD SEWAGE TREATMENT PLANT
A96
IMHOFF TANKS
DOSING TANK
SLUDGE BED #2
SLUDGE BED #1
SPRINKLING FILTER #1
SPRINKLING FILTER #2
A97
MH-P-2
1000
OUTFALL
PUMP HOUSE
DU02
FINAL SETTLING TANK
CHLORINE BUILDING
MH-P-3
SOUTH PATROL ROAD
STATE HIGHWAY ROUTE 5
990
980
NORTH PATROL ROAD
STATE ROUTE 5
GEORGE ROAD SEWAGE TREATMENT PLANT
RVAAP KEY MAP
0 7,000 14,000 FEET
GEORGE ROAD SEWAGE TREATMENT PLANT COMMINUTOR BUILDING
CC RVAAP-75: GEORGE ROAD SEWAGE TREATMENT PLANT MERCURY SPILL
0 40 80 160 FEET
LEGEND:
EXISTING BUILDING
DEMOLISHED BUILDING
ASPHALT ROAD
GRAVEL ROAD
RAILROAD TRACKS
FENCE LINE
VEGETATION
GROUND CONTOUR (10-FT INTERVAL)
GROUND CONTOUR (2-FT INTERVAL)
B-4 STORM CATCH BASIN/DROP INLET
MH-220 SANITARY MANHOLE
STORM SEWER LINES
SANITARY SEWER LINES
DECISION UNIT
OHIO STATE PLANE (NAD 83)
US Army Corps of Engineers Louisville District
SITE FEATURES
CC RVAAP-75
GEORGE ROAD SEWAGE TREATMENT PLANT MURCURY SPILL
DRAWN BY: M Johanson
REV. NO./DATE: Dec. 22, 2014
FIGURE 2-1

This page intentionally left blank

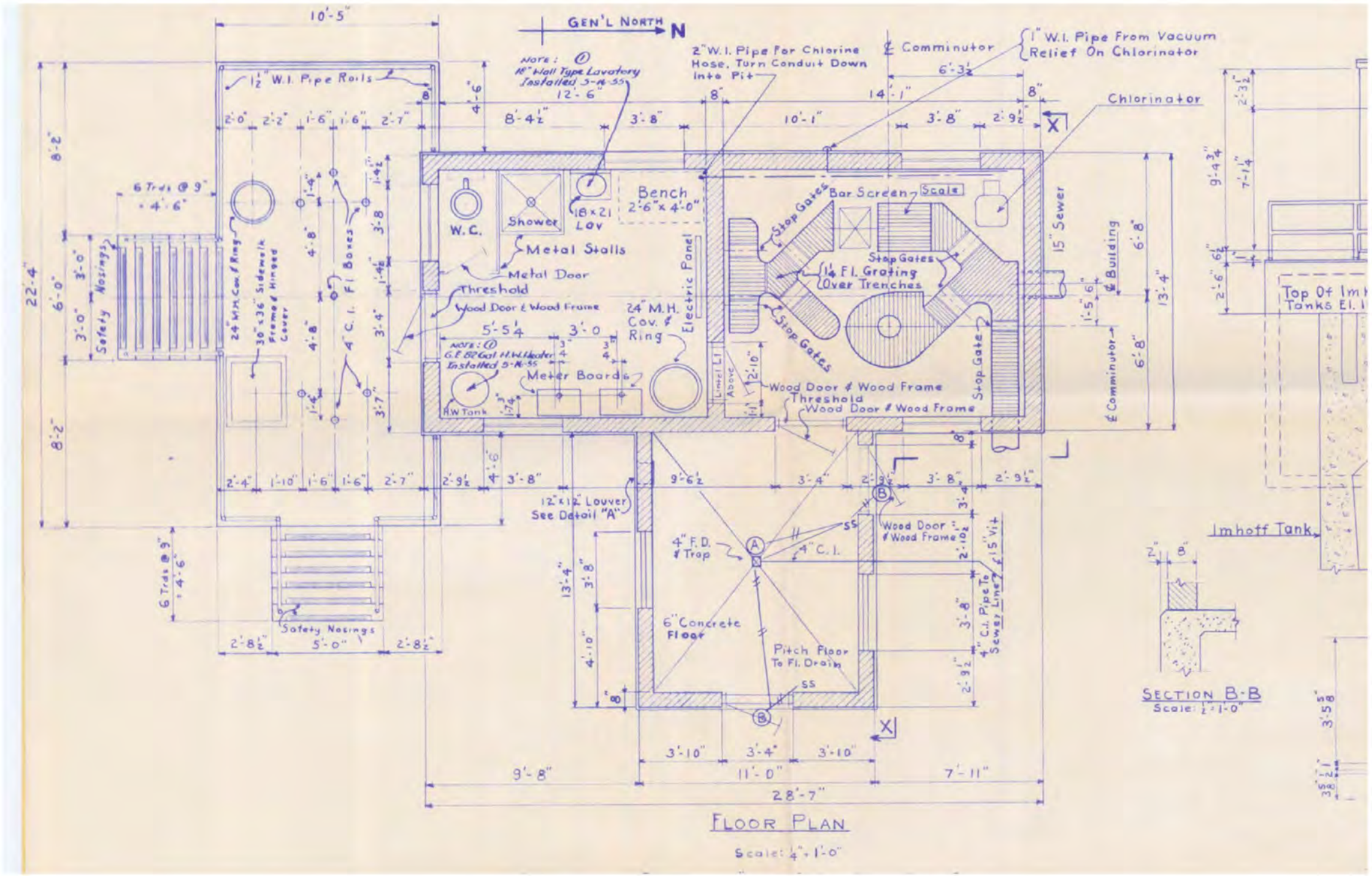

TITLE

Figure 2-2

Comminutor Building Plan

CC RVAAP-75
George Road
Sewage Treatment Plant
Mercury Spill

Former Ravenna Army Ammunition Plant
Portage and Trumbull Counties, Ohio

ECC
Marlborough, Massachusetts

GIS Server:
F:\Projects\Reverse\08113\MapDocument\
Support\SSS_Fig2-2_Comminutor.mxd
March 2014 DWN BY: C.C. CHKD BY: A.E.

SOURCE:
Drawing from the Final Historical Records Review Report for the 2010 Phase I Remedial Investigation Services at Compliance Restoration Sites (9 Areas of Concern), Revision 0, Appendix I Maps/Drawings References (SAIC 2011b).

This page intentionally left blank

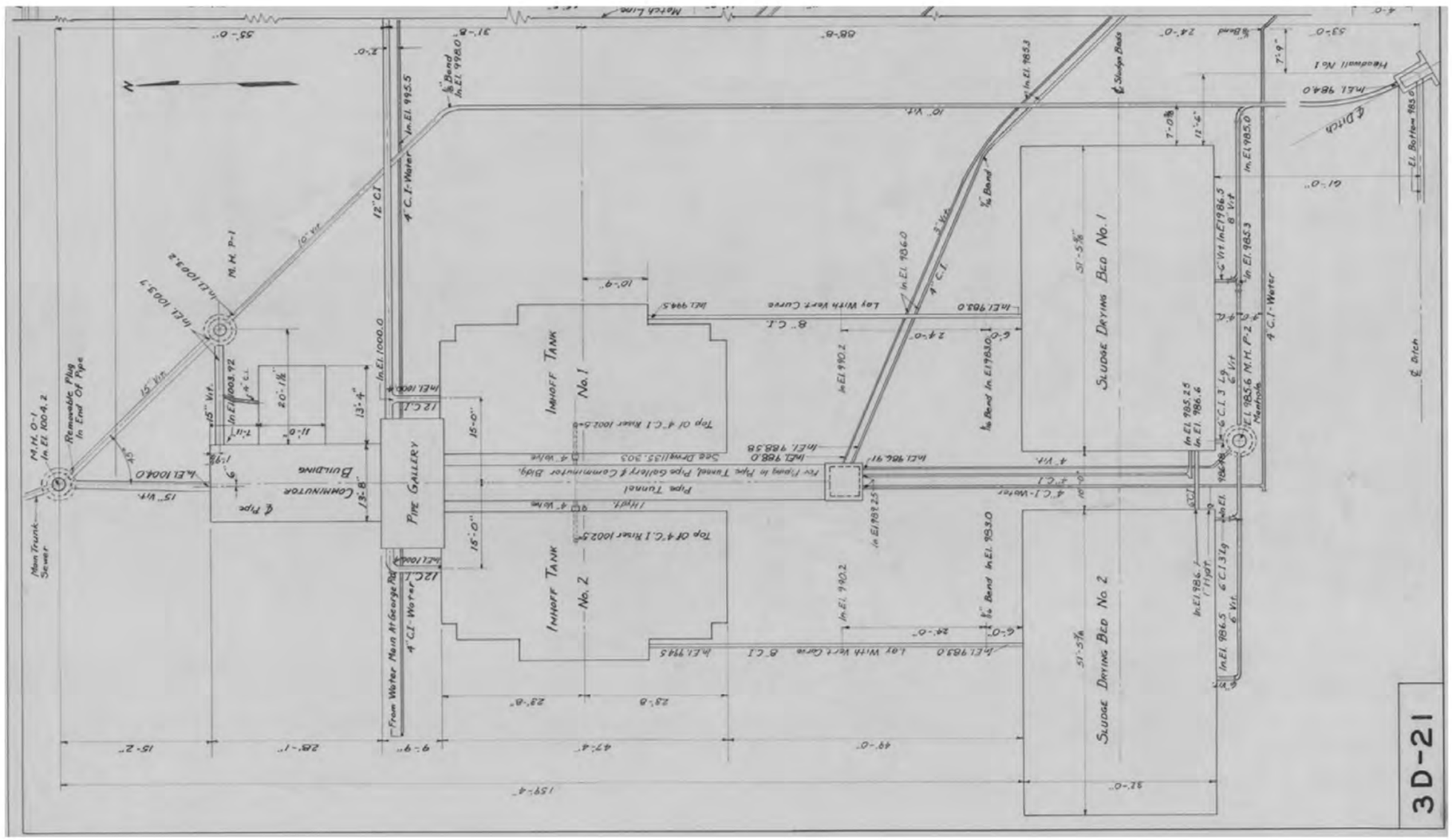

TITLE

Figure 2-3

Treatment Plant Piping Plan

CC RVAAP-75
George Road
Sewage Treatment Plant
Mercury Spill

Former Ravenna Army Ammunition Plant
Portage and Trumbull Counties, Ohio

ECC
Marlborough, Massachusetts

GIS Server
F:\Projects\Ravenna 030113\MapDocuments\
SI_RPT\CC 75\SI75_Fig2-3_GRTP_Pipes.mxd
March 2014 DWN BY: CG CHKD BY: AE

SOURCE:
Drawing from the Final Historical Records Review Report for the 2010
Phase I Remedial Investigation Services at Compliance Restoration Sites
(9 Areas of Concern), Revision 0, Appendix I Maps/Drawings References (SAIC 2011b).

This page intentionally left blank

3. HISTORICAL OPERATIONS

According to the HRR (SAIC 2011a), the trickling filters had mercury seals. However, the mercury leaking from the trickling filters was captured by drains, which flowed into a collection box. The collection box was drained periodically and the captured mercury was then placed in a pint size glass jar for storage. There is no documentation of any mercury leaking into the sludge. As noted in Section 2.1, interviewees indicated elemental mercury, contained in a pint-sized jar, reportedly spilled into a floor drain in the comminutor building (SAIC 2011a).

During the HRR, one interviewee noted sludge from the drying beds was removed and spread along Greenleaf Road during the building decommissioning. An interviewee noted that silver recovery operations from photographic and x-ray development solutions were conducted at the AOC. No other documentation was found regarding other chemicals formerly used at the sewage treatment plant.

The previous operations at George Road Sewage Treatment Plant Mercury Spill are summarized in Table 3-1, which includes descriptions of potential contaminants associated with these activities. The potential contaminant associated with this AOC is mercury since it was reported that 1 pint of elemental mercury was spilled within the comminutor building and entered the building's floor drain (SAIC 2011a).

Table 3-1: Summary of Previous Operations, Investigations, and Removal Actions at CC RVAAP-75

Operations	Reported Documentation	Evidence/Description/Potential Contamination
Previous Operations - CC RVAAP-75		
Operations Involving Hazardous, Toxic, or Radioactive Waste	Yes	- Trickling filters had mercury seals and were reported to have leaked. - Silver was recovered from photographic solutions used in photography and radiography (x-ray) operations. - Use of chlorine in the building.
Previous Investigations/Removal Actions – CC RVAAP-75		
Year	**Type of Investigation/Action**	**Findings**
1993	Sewage Treatment Plant taken out of service and dismantled	Not applicable
2011	Historical Records Review	Mercury spill was noted during an interview with Mr. McGee, (interviewed in August 2010) who indicated approximately 1 pint of liquid mercury was spilled and entered into the floor drain. The date of the spill was not noted on the interview form.

Source: Historical Records Review (Science Applications International Corporation 2011a).

This page intentionally left blank.

4. FIELD INVESTIGATION

Work completed for this SI was conducted in accordance with the Final SI/RI Work Plan (ECC 2012) and the *Facility-Wide Sampling and Analysis Plan for Environmental Investigations at the RVAAP, Ravenna, Ohio* (SAIC 2011b), dated 24 February 2011, unless specifically noted otherwise (Section 4.4). The samples collected for this SI are presented in Table 4-1.

4.1 SAMPLING RATIONALE

The SI sampling of subsurface soil and wet sediment was conducted at the CC RVAAP-75 to determine the presence of SRCs and identify potential contamination at the AOC. In addition, the deposit within the 15-inch vitrified clay pipe (drain line) was sampled. Surface water was not present at this AOC. Table 4-2 provides the sampling rationale for each sample collected and Figure 4-1 shows the locations of DU01 and DU02.

In order to determine the presence or absence of contamination for this SI, subsurface soil samples were collected from locations where mercury would potentially leak out of one of the drainage pipes along its flow path, and from the sediment at the exit the drainage system at the outfall area. To determine this drainage flow path, ECC reviewed the George Road Sewage Treatment Plant Utility Plans, which indicated that liquids released to the floor drain of the comminutor building would have traveled via a 4-inch cast iron pipe and drained into the 15-inch vitrified clay pipe (drain line) located along the northeast exterior of the building. This 15-inch vitrified clay pipe (drain line) discharged to manhole MH-P1. This flow path is shown in Figure 4-2. The floor drainage system was the focus of this SI sampling. In addition, the deposits within the 15-inch vitrified clay pipe (drain line) were collected and analyzed for mercury to determine the presence of any residual mercury.

4.2 PRE-MOBILIZATION ACTIVITIES

Prior to the field investigation, a series of pre-mobilization activities were undertaken to ensure that all applicable requirements were met. These included providing any necessary notifications to the Army, Ohio EPA, and other stakeholders.

ECC personnel mobilized to the facility on 22 October 2012 to conduct a site walk and pre-mark the DUs and direct-push boring locations at CC RVAAP-75. The pre-mobilization tasks included the following activities:

- Conduct a site walk
- Locate the DUs
- Locate the soil borings
- Decontaminate the sampling equipment

4.2.1 Site Walk

ECC conducted a site walk at CC RVAAP-75 on 22 October 2012 to assess current site conditions and to note any potential health and safety hazards that could affect the SI field work.

4.2.2 Soil and Wet Sediment Sampling Locations

CC RVAAP-75 contains two DU sampling areas, DU01 and DU02 (Figure 4-1), DU02 is where the discrete wet sediment sample was collected at the outfall area. This outfall area is where the drainage pipe daylights at the headwall.

- DU01 consists of a 4-inch diameter, cast iron floor drain with a P-trap and associated discharge pipe (4-inch cast iron) inside the comminutor building that discharges to the 15-inch vitrified clay pipe (along the northeast exterior of the building) (Figure 4-2). The 4-inch cast iron pipe from the floor drain connects with the 15-inch vitrified clay pipe approximately 15 ft from the floor drain (Figure 2-2). The 15-inch vitrified clay pipe (drain line) extends eastward to manhole MH-P1 where it joins the main sewer line east of the comminutor building (Figure 2-3).

  The 15-inch vitrified clay pipe that enters the comminutor building from the north extends approximately 30-40 ft upgradient from the building to manhole MH-O1 (Figure 2-3). The invert elevation inside MH-O1 is 1004.2 ft amsl and the invert elevation of the 15-inch drainage pipe entering the north side of the comminutor building is 1004.0 ft amsl. The invert elevation of the 15-inch drainage line that exits at the northeast corner of the comminutor building is 1003.92 ft amsl. This 15-inch drainage line discharges to manhole MH-P1. The invert elevation of MH-P1 at the connection of the 15-inch drainage line is 1003.7 ft amsl.

  During this SI, it was discovered that the northern 15-inch vitrified clay pipe had been sealed at manhole MH-O1, preventing any water from flowing into the north end of the comminutor building. In addition, it was found the 15-inch vitrified drainage pipe that discharges into manhole MH-P1 is sealed preventing flow from the comminutor building into manhole MH-P1. From manhole MH-P1, water discharge is conveyed via a 10-inch diameter vitrified clay pipe approximately 200 ft south to the outfall area (Figure 4-1).

- DU02 consists of the area at the headwall of the outfall area. The outfall area is the current terminus of the sanitary sewer network at the Administration Area and receives diverted runoff from the vicinities of rail beds, buildings, asphalt parking lots and roads.

After each DU was demarcated, direct-push soil boring locations and wet sediment sampling locations within each DU were marked with wooden stakes and high visibility paint and flagging.

4.2.3 Munitions and Explosives of Concern and Utility Clearance Surveys

Based on the findings of the HRR (SAIC 2011a), munitions and explosives of concern clearance was not conducted at the George Road Treatment Plant Mercury Spill site prior to the field investigation. Munitions and explosives of concern clearance was deemed unnecessary as no documentation was discovered of military munitions being historically located or stored onsite.

ECC met with Vista Sciences Corporation (Vista) representatives on 23 October 2012 at Building 1037. During this meeting, ECC asked Mr. James D. McGee, Vista Project Manager for the former RVAAP, about utility clearance protocols. After his review of the sites, Mr. McGee reported that any utilities within these areas would either have been previously removed or, if still in place, inactive and not energized. No live/active utilities were encountered during any of the intrusive SI activities conducted at CC RVAAP-75.

4.2.3.1 Site Clearing Activities

Site clearing activities consisted of clearing low brush and debris from the proposed sediment sampling area and soil boring locations.

4.2.3.2 Site Security

No specific site security was needed at CC RVAAP-75 AOC. However, each work day prior to mobilizing to the AOC, RVAAP Range Control was notified that ECC and subcontractor personnel would be working at the AOC.

4.2.3.3 Equipment Decontamination

Prior to conducting subsurface soil sampling, all sampling equipment was decontaminated at a pre-designated area within Building 1036. For this purpose, a piece of plastic sheeting (5 × 5 ft) was placed on the concrete floor in the designated area.

Five-gallon buckets were used to contain brushes, potable water with Alconox® wash, and potable water rinse. Other decontamination fluids consisted of pesticide-grade isopropyl alcohol, a 10 percent nitric acid solution, and laboratory-supplied deionized water contained in spray bottles. Brushes were used to scrub sampling equipment with a mixture of Alconox cleaner and potable water. Subsequently, the sampling equipment was rinsed with potable water, sprayed with isopropyl alcohol, sprayed with 10 percent nitric acid solution, rinsed with deionized water, and then wrapped in aluminum foil. Sufficient sampling equipment was brought to the site each morning to allow for sampling of each DU without the need to decontaminate equipment between sample locations at each DU. All sampling equipment was decontaminated inside Building 1036 at the end of each work day in preparation for sampling the following day.

Prior to subsurface soil sampling in the deep soil boring, all downhole direct-push drilling rods and equipment were decontaminated using a high pressure steam cleaner and brushes. A temporary decontamination pad was constructed outside of Building 1036 and lined with plastic sheeting to catch decontamination rinsate. The drilling equipment was then placed on a temporary steel rack within the decontamination pad, and equipment was thoroughly cleaned. Following conclusion of subsurface soil sampling, drilling equipment was decontaminated using a high pressure steam cleaner.

During subsurface soil sampling at the George Road Sewage Treatment Plant, direct-push steel samplers were decontaminated between borings using 5-gallon buckets, Alconox wash and brushes, potable water rinse, pesticide grade isopropyl alcohol, a 10 percent nitric acid solution,

and laboratory supplied deionized water contained in spray bottles. The decontamination area was set up on plastic sheeting off the northeast corner of the comminutor building.
All decontamination fluids were containerized in a Department of Transportation-approved 55-gallon closed steel drum located within secondary containment inside Building 1036. The drum was labeled with contents, date of initial generation, and contact information.

All sampling equipment was decontaminated in accordance with the procedures outlined in Section 5.6.2.9 of the Facility-Wide Sampling and Analysis Plan (FWSAP) (SAIC 2011b).

4.3 FIELD SAMPLING METHODS AND LABORATORY ANALYSIS

4.3.1 Field Sampling Locations

The SI sampling at CC RVAAP-75 George Road Sewage Treatment Plant Mercury Spill was conducted in November and December 2012 and also in August and September 2013. Wet sediment samples and subsurface soil samples were collected on 9 November and 6 December 2012, respectively. One sample was also collected of the deposit located within the 15-inch vitrified clay pipe (drain line). This sample is referred to as the drainage pipe deposit sample.

During these separate site visits, the floor drain P-trap was inspected visually and using a hand-held sampling rod which was placed within the 4-inch cast iron pipe leading to the P-trap in an attempt to scrape any residual material from the bottom of the floor drain P-trap. However, no sediment or material was recovered from the floor drain P-trap. Therefore, subsurface soil samples were collected from beneath the floor drain P-trap to determine if the P-trap leaked. The bottom-most depth of the P-trap is 2.75 feet bgs, and two subsurface soil samples were collected at 2.75 feet bgs, which is just below the P-trap and another was collected at 3.5 feet bgs for this SI.

Two DUs (DU01 and DU02) were designated within the site as shown in Figures 4-1 through 4-5.

- The subsurface soil samples were collected at DU01 on 9 November and 6 December 2012. These included the five discrete subsurface soil samples collected at 5-6 ft below ground surface (bgs) from beneath the 15-inch vitrified clay pipe (drain line) between the comminutor building (northeast corner) and manhole MH-P1 and the one soil boring (deep soil boring) sample that was collected at a depth of 13 ft bgs (Figures 4-3 and 4-4).

- The drainage pipe deposit sample was collected from within the 15-inch vitrified clay pipe (drain line) on 9 November 2012 (Figures 4-3 and 4-4).

- The outfall sample area at DU02 was saturated with water at the time of sampling. Therefore, samples collected from DU02 were classified as “wet” sediment samples (Figure 4-5).

To further characterize subsurface soil within DU01, additional samples were collected on 14 August and 10 September 2013, as follows:

- Subsurface soil samples were collected from 5 to 6 ft bgs on 14 August 2013 from two soil borings (SB02 and SB03) located on either side of the 4-inch cast iron pipe that runs from the floor drain P-trap inside the comminutor building to the 15-inch vitrified clay pipe (drain line). These borings are shown in Figure 4-3.

- Three discrete subsurface soil samples (P-Trap-1, P-Trap-2, and P-Trap-3) were collected on 10 September 2013 from beneath the floor drain P-trap and the floor drain's 4-inch cast iron pipe as shown in Figure 4-3.

Table 4-1 provides a summary of the soil samples collected between November 2012 and September 2013 at CC RVAAP-75. Table 4-2 summarizes the sampling rationale for each sample collected at the AOC. Photographs of the field activities are provided in Appendix H.

4.3.2 Sampling Analysis

The subsurface soil samples, wet sediment samples, and a drainage pipe deposit sample collected at CC RVAAP-75 were submitted to a fixed laboratory for mercury analysis using USEPA Method SW846 7471A. In addition, one wet sediment sample collected at DU02 was analyzed for the RVAAP full suite of analytes in accordance with the FWSAP (SAIC 2011b). The RVAAP full suite analysis of the one wet sediment sample includes the following analyses:

- Volatile organic compounds (VOCs) using USEPA Method SW-846, 8260B/5035 (collected as a discrete sample)

- Semivolatile organic compounds (SVOCs) using USEPA Method SW-846, 8270C/3540C

- Pesticides using USEPA Method SW-846, 8081/3540C

- Polychlorinated biphenyls (PCBs) using USEPA Method SW-846, 8082/3540C

- Explosive derivatives using USEPA Method SW-846, 8330B

- Propellants using USEPA Methods Nitrocellulose E353.2 Modified and Nitroguanidine 8330 Modified

- Target Analyte List (TAL) Metals using USEPA Method SW-846, 6020/7471A, including total chromium analysis

Table 4-3 summarizes the sample preparation and analytical sampling conducted at CC RVAAP-75 for this SI.

4.4 SAMPLING METHODOLOGY

At CC RVAAP-75 George Road Sewage Treatment Plant Mercury Spill, wet sediment samples and subsurface soil samples were collected on 9 November and 6 December 2012, respectively.

One sample was also collected of the deposited material located within the drainage pipe to determine the presence of contamination. This sample is referred to as the drainage pipe deposit sample. Two DUs (DU01 and DU02) were designated within the site as shown in Figures 4-1 through 4-5.

4.4.1 Subsurface Soil Sampling along 15-Inch Vitrified Clay Pipe (Drain Line)

On 6 December 2012, five discrete subsurface soil samples were collected (5-6 ft bgs) at CC RVAAP-75 at DU01 from beneath the 15-inch vitrified clay pipe (drain line) between the comminutor building and manhole MH-P1 (Figures 4-2 and 4-3). The soil samples were collected using direct-push drilling and sampling methods following the excavation of a trench along the length of the 15-inch vitrified clay pipe (drain line). A set of concrete stairs 4 ft wide, located on the east exterior wall of the comminutor building, prevented access to the initial 5 linear ft of 15-inch vitrified clay pipe (drain line) immediately adjacent to the comminutor building. The subsurface soil sample collection locations were based on the results of the video survey (as summarized in Section 4.6) in areas where joints/flanges, cracks or breaks were identified in the 15-inch vitrified clay pipe (drain line). A trench was excavated alongside of the 15-inch vitrified clay pipe (drain line) to expose the pipe and collect required subsurface soil samples beneath the pipe.

Once the excavation exposed the 15-inch vitrified clay pipe (drain line) approximately 5 ft beyond the building's exterior wall, five pipe joints/flanges were visible between the side of the comminutor building and manhole MH-P1. No cracks or breaks were observed along the exterior of the exposed 15-inch vitrified clay pipe (drain line). One discrete soil sample was collected from beneath each pipe joint/flange, for a total of five subsurface samples. The samples were collected from a depth that ranged from 5 to 6 ft bgs and were laboratory analyzed for mercury.

4.4.2 Subsurface Soil Sampling of Floor Drain P-Trap in the Comminutor Building

On 10 September 2013, three discrete subsurface soil samples were collected at CC RVAAP-75 from beneath the comminutor building's floor drain P-trap and the associated 4-inch cast iron pipe directly associated with the reported spill of elemental mercury. The soil samples were collected by hand using decontaminated stainless steel spoons and a step-probe. In order to access to the soil beneath the P-trap, an approximate 4-ft × 3-ft section of the concrete floor (6 inches thick) was removed. The area adjacent to the floor drain was then hand dug to approximately 35 inches below the surface of the concrete floor. The floor drain pipe, P-trap, and approximately 15 inches of the discharge pipe were exposed and inspected.

All exposed cast iron piping appeared to be in good condition with no observable cracks or breaks. No visible staining or other indications of contamination were observed in the soil under or around the exposed piping. The bottom of the floor drain P-trap was 33 inches from the top of the concrete floor.

- One soil sample (075SB-0010-0001-SO) was collected from directly beneath the P-trap.

- A second soil sample (075SB-0011-0001-SO) was collected beneath the P-trap at a depth of 41 inches below the top of the concrete floor (8 inches below the first sample).

- A third soil sample (075SB-0012-0001-SO) was collected directly beneath the first connecting flange along the 4-inch cast iron P-trap discharge pipe that connects to the main 15-inch vitrified clay pipe (drain line) that discharges into manhole MH-P1. The depth of the third soil sample was approximately 27 inches from the top of the concrete floor.

Following completion of sampling activities, the excavated area around the floor drain was backfilled with the previously excavated material. The pieces of concrete floor were then replaced in their original locations.

4.4.3 Wet Sediment Sampling

Two discrete, wet sediment samples were collected at CC RVAAP-75 at the outfall area. On 9 November 2012, the wet sediment samples were collected from DU02 at the outfall area of the drainage pipe discharge point located adjacent to the outfall headwall. The wet sediment samples were analyzed for mercury.

4.4.4 Drainage Pipe Deposit Sampling

On 9 November 2012, a sample was collected from the deposit inside the 15-inch vitrified clay pipe (drain line) that extends from inside the comminutor building to manhole MH-P1. The sampling methods for collecting the drainage pipe deposit sample are summarized below:

- The drainage pipe deposit sample was collected on 9 November 2012 from approximately 10 ft inside the 15-inch vitrified clay pipe (drain line). The sample was collected by hand using a clean, plastic dredge attached to a 10 ft length of polyvinyl chloride pipe.

- The dredge was inserted into the 15-inch vitrified clay pipe (drain line) to collect a sample of the deposits within the drain line. The drainage pipe deposit sample location included the point where the 4-inch cast iron floor drain pipe intersects the 15-inch vitrified clay pipe (drain line). The 15-inch drain line is located approximately 5-6 ft bgs and flows downgradient from the comminutor building to manhole MH-P1. The entire length of the 15-inch vitrified clay pipe (drain line) from the comminutor building to manhole MH-P1 is approximately 22 ft. The drainage pipe deposit sample was laboratory analyzed for mercury.

4.4.5 Deep Soil Boring Sampling

On 4 December 2012, one soil boring was advanced to collect a composite subsurface soil sample between 7 and 13 ft bgs at DU01. The soil boring (SB-01) was advanced to a depth of 13 ft bgs along the south side of the comminutor building 15-inch vitrified clay pipe (drain line) (Figure 4-3). Soil was collected by running a stainless steel scoopula along the length of the

liner from 7 to 10 ft and from 10 to 13 ft. The soil was then mixed with a stainless steel spoon in a stainless steel bowl to collect a representative sample. The sample was collected in accordance with composite sampling procedures as described in Section 5.5.2.5.1 in the FWSAP (SAIC 2011b).

4.4.6 Ambient Air Vapor Monitoring

During the P-trap sampling activities within the communitor building, the ambient air was continuously monitored for mercury vapors using a Jerome X431 mercury vapor analyzer in the work zone area. The ambient air within the floor drain and the 15-inch vitrified clay pipe (drain line) into which the floor drain discharges were also screened using the mercury vapor analyzer prior to beginning any intrusive activities.

The mercury vapor analyzer was used prior to and during the sampling and no readings were recorded above 0.0 milligrams per cubic meter (mg/m^3). Following exposure of the floor drain P-trap, the ambient air directly under the P-trap was screened for mercury vapors and all readings were also 0.0 mg/m^3.

4.5 VIDEO INSPECTION OF DRAINAGE PIPES

ECC conducted two video inspections of portions of the drainage system at CC-RVAAP 75 in order to obtain information on the integrity of the drainage system and its components. The first inspection was conducted on 6 November 2012 within DU01 and was focused on the portion of the drainage system that consists of the 15-inch drainage pipe made of vitrified clay that extends from the northeast interior corner of the comminutor building and formerly discharged to manhole MH-P1. The second inspection was conducted on 13 August 2013, and was focused on the portion of the drainage system extending from manhole MHP1 to the terminus of the 10-inch vitrified clay drain pipe discharging at the outfall area (DU02). The findings from both of these inspections are summarized below.

4.5.1 Video Inspection of 15-inch Vitrified Clay Pipe (Drain Line)

On 6 November 2012, ECC field personnel conducted a video inspection of the 15-inch vitrified clay pipe (drain line). The video camera was inserted into the pipe from inside the comminutor building and extended to its terminus at manhole MH-P1. The length of the pipe inspection was approximately 22 linear ft. The 15-inch vitrified clay pipe (drain line) had been previously sealed with brick and mortar at its terminus at manhole MH-P1.

The findings of the video inspection with the 15-inch drainage pipe are as follows:

- The entire length (approximately 22 ft) of the 15-inch vitrified clay drainage pipe was inspected beginning at the mouth of the pipe (located at the northeast interior corner of the comminutor building) to a brick and mortar seal located where the pipe entered manhole MH-P1. It is assumed this seal was put in place during the closing of the treatment plant in 1993. This seal prevents discharge of any residual water in the 15-inch vitrified clay pipe (drain line) from entering into manhole MH-P1.

- The 15-inch vitrified clay pipe (drain line) contained brown deposits approximately 2 inches in depth along with standing water approximately 2 or 3 inches in depth. Since a seal had been observed at manhole MH-01, it is assumed that any water in the 15-inch drainage pipe had seeped into the drainage pipe through the joints/flanges of the 15-inch vitrified clay pipe (drain line) over time. Numerous cracks within the first 5 ft of the 15-inch vitrified clay pipe (drain line) were observed within the pipe, with fewer cracks observed further toward the end of the 15-inch vitrified clay pipe at manhole MH-P1. The width of the cracks appeared to range from hairline cracks to 1/8- to 1/4-inch wide and 3-5 inches in length; however, these cracks were not observed on the outside of the 15-inch vitrified clay pipe (drain line).

- The video of the 15-inch vitrified clay pipe (drain line) also showed the connection of the 4-inch cast iron pipe from the floor drain entering the 15-inch vitrified clay pipe (drain line) from the right side (south side of pipe) of the 15-inch vitrified clay pipe (drain line). The floor drain is located 15 ft from the connection with the 15-inch vitrified clay pipe (drain line). The 4-inch cast iron pipe enters the 15-inch vitrified clay pipe (drain line) along the top portion of the 15-inch pipe, which indicates that the connection between the floor drain 4-inch cast iron pipe and the 15-inch drain line is at approximately 5 ft bgs.

4.5.2 Video Inspection of the 10-Inch Drainage Pipe

On 13 August 2013, ECC returned to CC RVAAP-75 to conduct a video inspection of the full length of 10-inch vitrified clay pipe extending from manhole MH-P1 to the outfall area. The video camera was first inserted into the 10-inch vitrified clay pipe at manhole MH- P1.

- The camera was advanced approximately 50 ft before encountering an obstruction in the pipe that prevented further inspection of the 10-inch vitrified clay pipe. The video shows the obstruction was one of the flanges used to connect the individual pipe sections, which may have broken off or became dislodged at the connection to the next section of pipe. Numerous attempts made to bypass the obstruction were unsuccessful. The video camera was then withdrawn from manhole MH-P1 and inserted into the 10-inch vitrified clay pipe from the terminus at the outfall area.

- The camera was advanced approximately 75-80 ft into the 10-inch vitrified clay pipe at the outfall area before encountering another obstruction within the pipe. This obstruction appeared to be another dislodged flange at a pipe joint (although at a different location than the one described above). The video survey showed the pipe to be in good condition with no discernable cracks observed from either end. Clear water was flowing freely along the length of the 10-inch vitrified clay pipe.

- Slower moving water was observed along approximately 10-15 ft of the pipe near the end of the outfall area. No discernable amount of pipe deposit was observed within the 10-inch pipe during the video inspection.

- The video inspection entering the drainage pipe from the outfall area showed the pipe connection to the 10-inch vitrified clay from the left (west side) and was approximately

50 ft from the entrance to the pipe at the outfall area (Figure 4-5). The pipe appears to be approximately 8-inch diameter and is likely the drainage line from the sludge beds at the treatment plant.

- Review of available site building drawings indicates that the pipe originates at manhole MH-P2, which is located just off the southwest corner of Sludge Drying Bed No. 1. According to the drawings, one, 6-inch vitrified clay pipe enters the manhole from Sludge Drying Bed No 2, a 4-inch vitrified clay pipe enters the manhole from the north, and a second 6-inch vitrified clay pipe enters the manhole from the 10-inch drainage pipe.

- A 6-inch vitrified clay pipe then extends from the manhole directly east where it connects with a third 6-inch vitrified clay pipe coming from Sludge Drying Bed No. 1. At this connection the pipe converts an 8-inch vitrified clay pipe and continues eastward where it connects with the 10-inch vitrified clay drainage pipe that originated at manhole MH-P1 (Figure 4-5).

The video inspections of the drainage pipes are provided as Appendix I.

4.6 DEVIATIONS FROM WORK PLAN

Deviations from the Final SI/RI Work Plan (ECC 2012) for fieldwork conducted at CC RVAAP-75 consisted of the following:

- On 13 August 2013, a second video inspection of the drainage system from manhole MH-P1 to the outfall area was conducted to document the condition of the 10-inch vitrified clay pipe that extends from manhole MH-P1 to the terminus of the drainage system at the outfall area.

- On 14 August 2013, two additional soil borings were advanced on either side of the comminutor floor drain discharge pipe (4-inch cast iron pipe) outside the comminutor building. Discrete subsurface soil samples were collected at a depth of 5-6 ft bgs at each boring to further characterize subsurface soil along the floor drain P-trap 4-inch cast iron discharge pipe.

- On 10 September 2013, three discrete subsurface soil samples were collected from beneath the floor drain P-trap and associated 4-inch cast iron discharge pipe to further characterize subsurface soil beneath the P-trap and discharge pipe.

4.7 SURVEYING

ECC subcontracted the surveying of the soil boring locations within CC RVAAP-75 George Road Sewage Treatment Plant Mercury Spill to Campbell and Associates, Inc., Cuyahoga Falls, Ohio, a licensed surveyor in the state of Ohio. All survey data were reported in North American Datum 1983 Universal Transverse Mercator Zone 17 North in meters.

4.8 INVESTIGATION-DERIVED WASTE

IDW consisted of soil cuttings from subsurface soil sampling, personal protective equipment, used (empty) acetate liners, used TerraCore® samplers, and general non-environmental trash. The soil cuttings were primarily collected in plastic garbage liners placed inside 5-gallon buckets.

Additional soil materials were collected on the clear 6-millimeter thick plastic sheeting placed on the ground at the end of the cutting table and below the two 5-gallon buckets used for collecting soil cuttings. A large garbage bag was used to contain the used nitrile gloves, the used TerraCore® samplers, and cut up pieces of acetate liners. A long-handled steel lopper was used to cut the acetate liners into 12- to 18-inch long pieces for ease of disposal. Finally, a large garbage bag was used to collect general non-environmental waste. The buckets for soil cuttings were brought to Building 1036 and placed in appropriately labeled 55-gallon open-headed drums.

4.8.1 Collection and Containerization

All IDW, including soil cuttings, personal protective equipment, disposable sampling equipment, and decontamination fluids, was properly handled, labeled, characterized, and managed in accordance with Section 8.0 of the FWSAP (SAIC 2011b), federal and state of Ohio large quantity generator requirements, and RVAAP's Installation Hazardous Waste Management Plan (Army Base Realignment and Closure Office 2009).

4.8.2 Characterization for Disposal

On 12 December 2012 and 15 August 2013, IDW disposal characterization samples were collected by ECC personnel. Samples were comprised of liquid IDW consisting of decontamination fluids, and solid IDW consisting of drill cuttings. IDW analysis included both liquid and solid full Toxicity Characteristic Leaching Procedure, and Reactivity, Corrosivity, and Ignitability analysis.

4.8.3 Transportation and Disposal

On 15 March 2013, the Ohio EPA approved the IDW letter report for the transport and disposal of the accumulated IDW as a result of executed SI tasks. The Ohio EPA approval letter for the IDW is provided in Appendix G. On 15 April 2013, the drummed IDW was transported under a non-hazardous waste manifest by Emerald Environmental Services, Inc. for disposal at Vexor Technology in Medina, Ohio. The manifest is provided in Appendix G.

This page intentionally left blank

LEGEND

- Manhole
- Floor Drain P-Trap
- Vitrified Clay Pipe
- Cast Iron Pipe
- Decision Unit
- Outfall
- Imhoff Tanks
- Road
- Former Sludge Drying Bed
- Former Sprinkling Filter/Settling Tank
- Comminutor Building

NOTES & SOURCES

1. Map Coordinates: NAD 83, UTM Zone 17N
2. 2009 Orthoimagery from USGS

TITLE

Figure 4-1
Decision Unit Locations

CC RVAAP-75
George Road
Sewage Treatment Plant
Mercury Spill

Former Ravenna Army Ammunition Plant
Portage and Trumbull Counties, Ohio

0 30 60 Feet

N

ECC
Marlborough, Massachusetts

GIS Server
F:\Projects\Ravenna 03-0113\MapDocuments\SI_RPT\CC75\
SI75_Fig4-1_GeorgeRd_DUs.mxd
December 2014 DWN BY: CG CHKD BY: AE

NO.
4-1

This page intentionally left blank

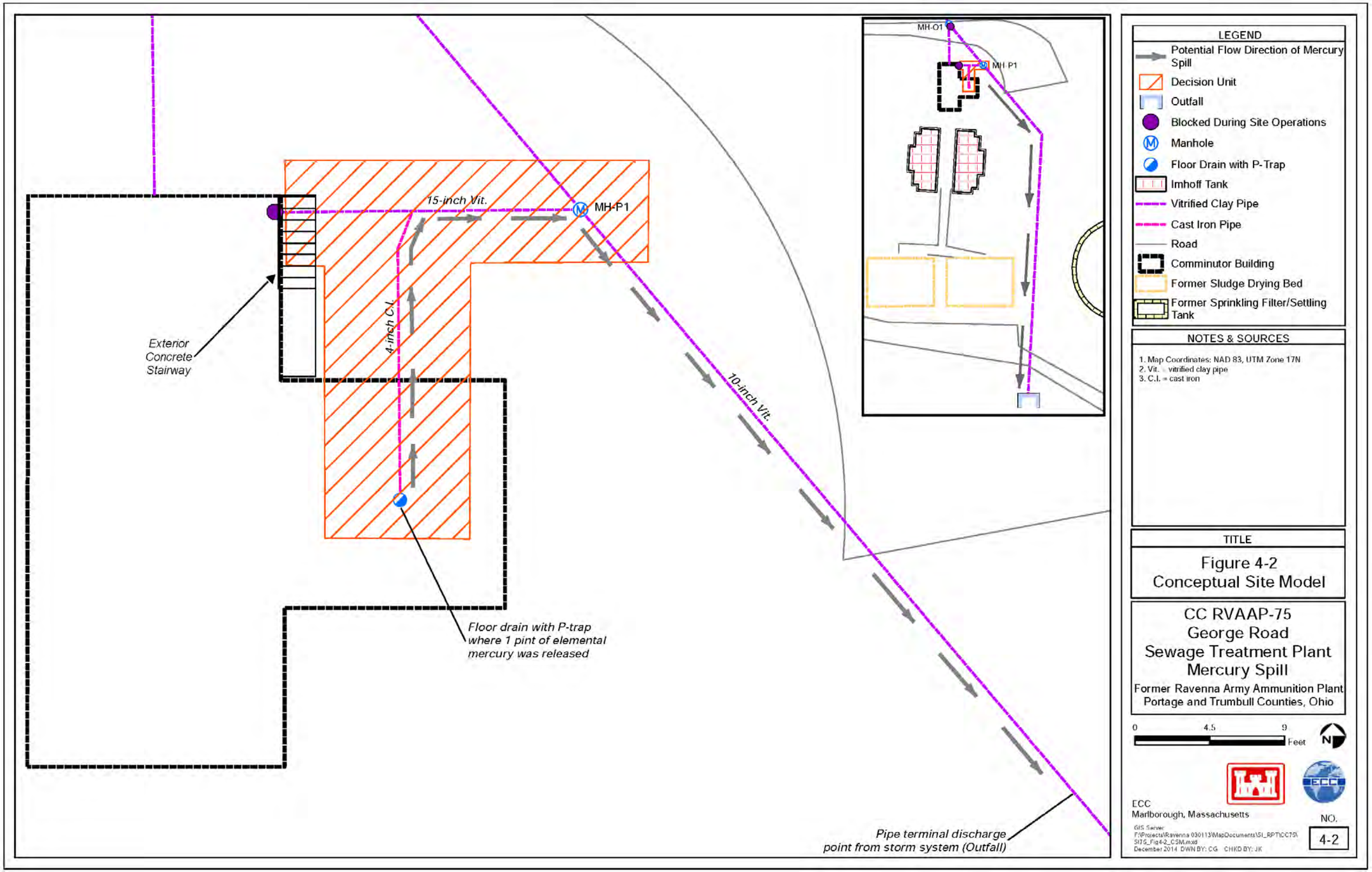
15-inch Vit.
MH-P1
4-inch C.I.
10-inch Vit.
Exterior Concrete Stairway
Floor drain with P-trap where 1 pint of elemental mercury was released
Pipe terminal discharge point from storm system (Outfall)
MH-O1
MH-P1
LEGEND
Potential Flow Direction of Mercury Spill
Decision Unit
Outfall
Blocked During Site Operations
Manhole
Floor Drain with P-Trap
Imhoff Tank
Vitrified Clay Pipe
Cast Iron Pipe
Road
Comminutor Building
Former Sludge Drying Bed
Former Sprinkling Filter/Settling Tank
NOTES & SOURCES
1. Map Coordinates: NAD 83, UTM Zone 17N
2. Vit. = vitrified clay pipe
3. C.I. = cast iron
TITLE
Figure 4-2
Conceptual Site Model
CC RVAAP-75
George Road
Sewage Treatment Plant
Mercury Spill
Former Ravenna Army Ammunition Plant
Portage and Trumbull Counties, Ohio
0
4.5
9
Feet
ECC
Marlborough, Massachusetts
NO.
4-2

This page intentionally left blank

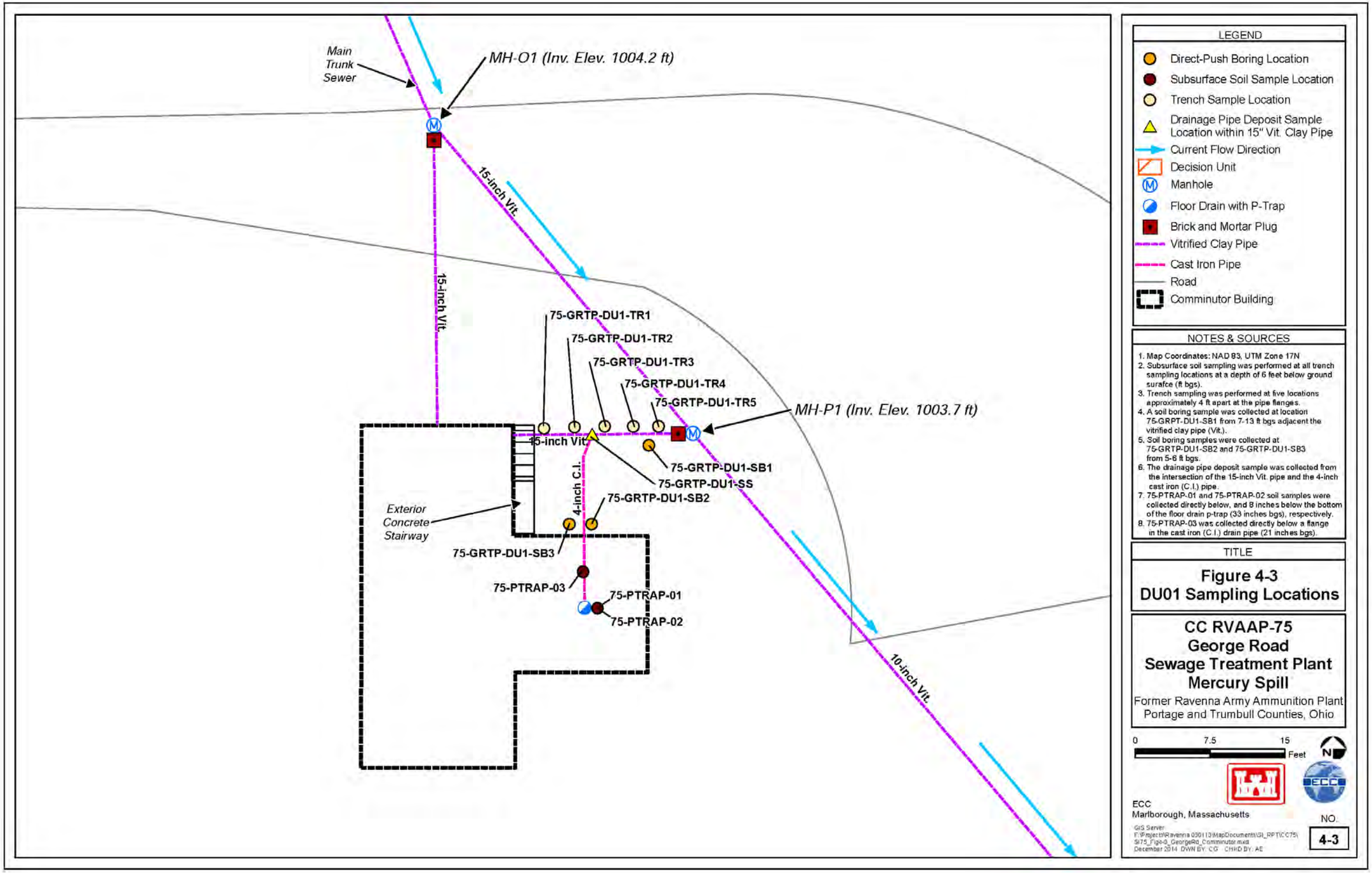
Main Trunk Sewer
MH-O1 (Inv. Elev. 1004.2 ft)
15-inch Vit.
15-inch Vit.
75-GRTP-DU1-TR1
75-GRTP-DU1-TR2
75-GRTP-DU1-TR3
75-GRTP-DU1-TR4
75-GRTP-DU1-TR5
MH-P1 (Inv. Elev. 1003.7 ft)
15-inch Vit.
4-inch C.I.
75-GRTP-DU1-SB1
75-GRTP-DU1-SS
75-GRTP-DU1-SB2
Exterior Concrete Stairway
75-GRTP-DU1-SB3
75-PTRAP-03
75-PTRAP-01
75-PTRAP-02
10-inch Vit.
LEGEND
Direct-Push Boring Location
Subsurface Soil Sample Location
Trench Sample Location
Drainage Pipe Deposit Sample Location within 15" Vit. Clay Pipe
Current Flow Direction
Decision Unit
Manhole
Floor Drain with P-Trap
Brick and Mortar Plug
Vitrified Clay Pipe
Cast Iron Pipe
Road
Comminutor Building
NOTES & SOURCES
1. Map Coordinates: NAD 83, UTM Zone 17N
2. Subsurface soil sampling was performed at all trench sampling locations at a depth of 6 feet below ground surafce (ft bgs).
3. Trench sampling was performed at five locations approximately 4 ft apart at the pipe flanges.
4. A soil boring sample was collected at location 75-GRPT-DU1-SB1 from 7-13 ft bgs adjacent the vitrified clay pipe (Vit.).
5. Soil boring samples were collected at 75-GRTP-DU1-SB2 and 75-GRTP-DU1-SB3 from 5-6 ft bgs.
6. The drainage pipe deposit sample was collected from the intersection of the 15-inch Vit. pipe and the 4-inch cast iron (C.I.) pipe.
7. 75-PTRAP-01 and 75-PTRAP-02 soil samples were collected directly below, and 8 inches below the bottom of the floor drain p-trap (33 inches bgs), respectively.
8. 75-PTRAP-03 was collected directly below a flange in the cast iron (C.I.) drain pipe (21 inches bgs).
TITLE
Figure 4-3
DU01 Sampling Locations
CC RVAAP-75
George Road
Sewage Treatment Plant
Mercury Spill
Former Ravenna Army Ammunition Plant
Portage and Trumbull Counties, Ohio
0
7.5
15
Feet
N
ECC
Marlborough, Massachusetts
NO.
4-3

This page intentionally left blank

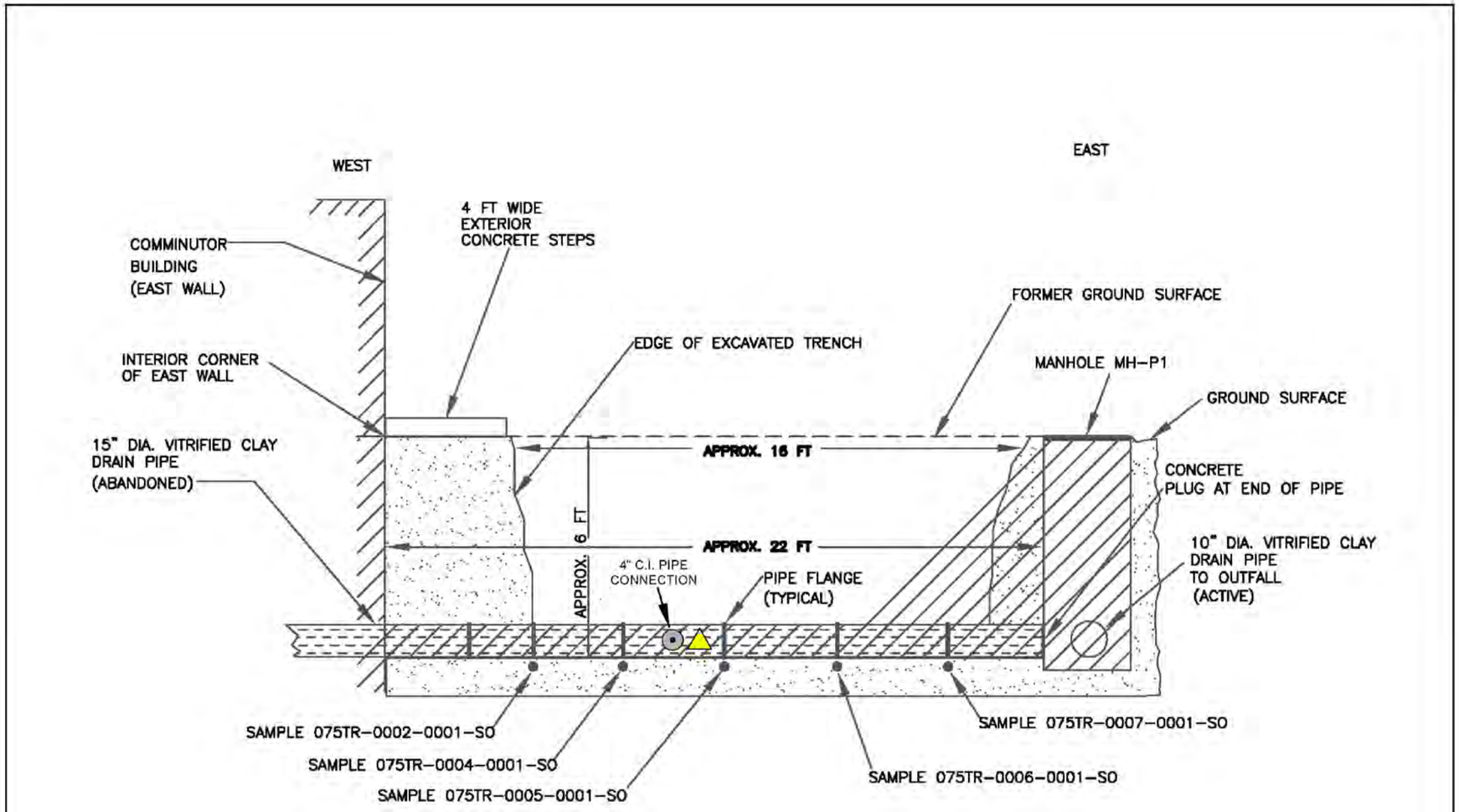

LEGEND

- Subsurface Soil Sample Location
- Building
- Pipe
- Soil
- 4-inch C.I. Pipe Connection
- Drainage Pipe Deposit Sample Location

NOTES & SOURCES

1. Cross-section not drawn to scale
2. FT = feet
3. DIA. = diameter
4. " = inch
5. Approx. = Approximate
6. C.I. = cast iron
7. Vit. = vitrified clay pipe

TITLE

Figure 4-4
Cross Section of DU01
Along 15-inch Vit. Pipe

CC RVAAP-75
George Road
Sewage Treatment Plant
Mercury Spill
Former Ravenna Army Ammunition Plant
Portage and Trumbull Counties, Ohio

ECC
Marlborough, Massachusetts

GIS Server
F:\Projects\Ravenna 030113\MapDocuments\
SI_RPT\CC75\S175_Fig4-4_GeorgeTP_XS_DU1.mxd
December 2014 DWN BY: CG CHKD BY: AE

NO.
4-4

This page intentionally left blank

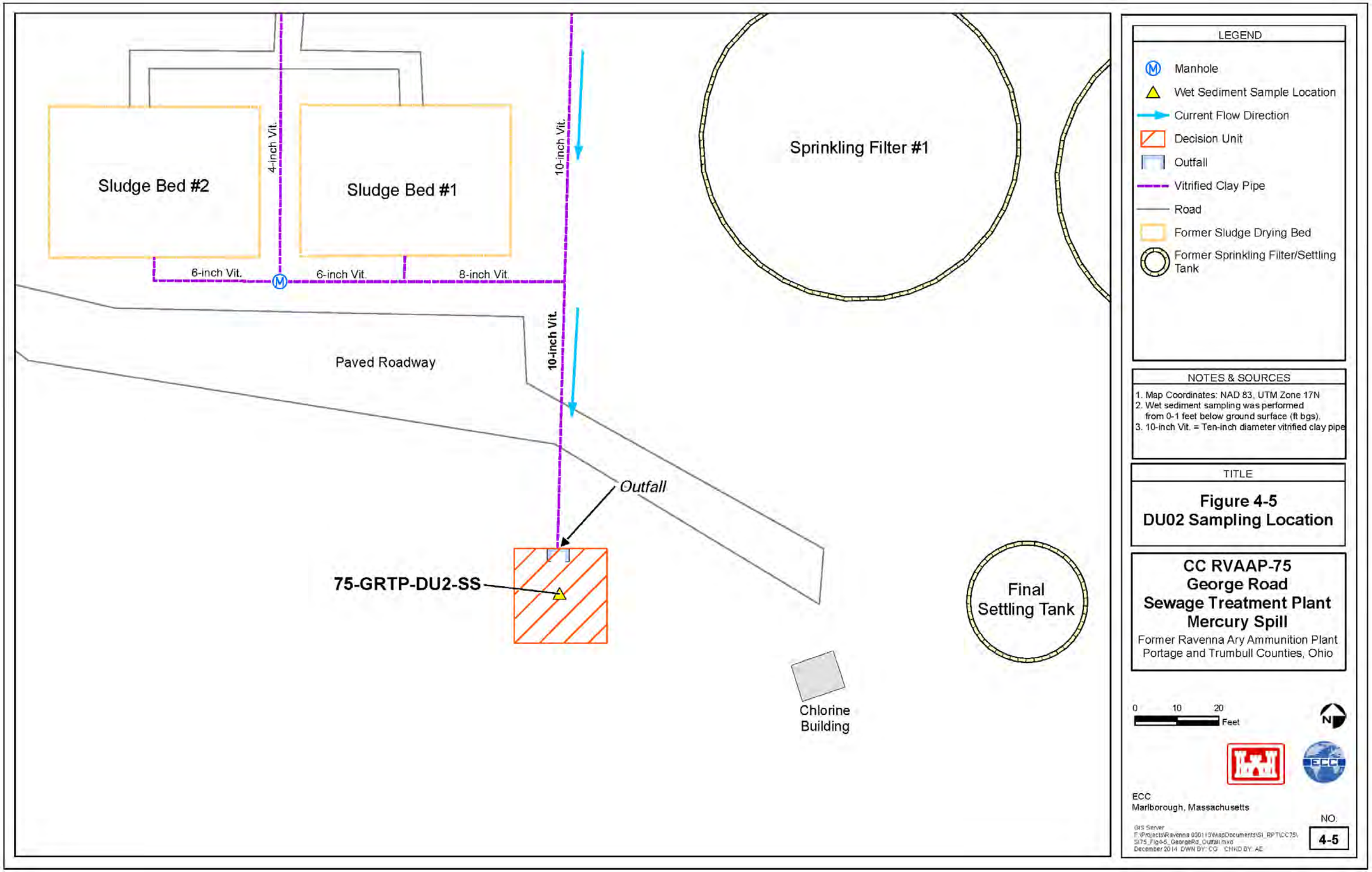
Sludge Bed #2
Sludge Bed #1
4-inch Vit.
10-inch Vit.
6-inch Vit.
6-inch Vit.
8-inch Vit.
Sprinkling Filter #1
Paved Roadway
10-inch Vit.
Outfall
75-GRTP-DU2-SS
Final Settling Tank
Chlorine Building
LEGEND
Manhole
Wet Sediment Sample Location
Current Flow Direction
Decision Unit
Outfall
Vitrified Clay Pipe
Road
Former Sludge Drying Bed
Former Sprinkling Filter/Settling Tank
NOTES & SOURCES
1. Map Coordinates: NAD 83, UTM Zone 17N
2. Wet sediment sampling was performed from 0-1 feet below ground surface (ft bgs).
3. 10-inch Vit. = Ten-inch diameter vitrified clay pipe
TITLE
Figure 4-5
DU02 Sampling Location
CC RVAAP-75
George Road
Sewage Treatment Plant
Mercury Spill
Former Ravenna Ary Ammunition Plant
Portage and Trumbull Counties, Ohio
0 10 20
Feet
N
ECC
Marlborough, Massachusetts
NO.
4-5

This page intentionally left blank

Table 4-1: Summary of Samples Collected Between November 2012 and September 2013 at CC RVAAP-75

Location	Sample Location/Soil Boring	Sample ID	Matrix	Depth (ft)	Sampling Method	Date	VOC	SVOC	TAL Metals	PCB	Pesticides	Explosives	Herbicides	Propellants	Mercury
CC RVAAP-75 George Road Sewer Treatment Plant Mercury Spill															
Drainage Pipe Deposit Analytical Program															
15-inch Drain Pipe	DU01	075SD-0001-0001-SD	Drainage Pipe Deposit	0-1	Discrete	9-Nov-12									X
Wet Sediment Analytical Program															
Headwall at outfall area	DU02	075SD-0002-0001-SD	Wet SD	0-1	Discrete	9-Nov-12	X	X	X	X	X	X		X	X
Headwall at outfall area	DU02	075SD-0002-0002-SD	Wet SD	0-1	Discrete	9-Nov-12	X	X	X	X	X	X		X	X
Headwall at outfall area	DU02	075SD-0003-0001-SD	Wet SD	0-1	Discrete	9-Nov-12	X	X	X	X	X	X		X	X
Subsurface Soil Analytical Program															
Trench (TR) 1	DU01	075TR-0002-0001-SO	Soil	6	Discrete	6-Dec-12									X
TR2	DU01	075TR-0003-0001-SO	Soil	6	Discrete	6-Dec-12									X
TR2	DU01	075TR-0004-0001-SO	Soil	6	Discrete	6-Dec-12									X
TR3	DU01	075TR-0005-0001-SO	Soil	6	Discrete	6-Dec-12									X
TR4	DU01	075TR-0006-0001-SO	Soil	6	Discrete	6-Dec-12									X
TR5	DU01	075TR-0007-0001-SO	Soil	6	Discrete	6-Dec-12									X
SB1	DU01/SB1	075SB-0001-0001-SO	SB	7-13	Composite	4-Dec-12									X
SB2	DU01/SB2	075SB-0008-0001-SO	SB	5-6	Discrete	14-Aug-13									X

Table 4-1: Summary of Samples Collected Between November 2012 and September 2013 at CC RVAAP-75 (continued)

Location	Sample Location/Soil Boring	Sample ID	Matrix	Depth (ft)	Sampling Method	Date	VOC	SVOC	TAL Metals	PCB	Pesticides	Explosives	Herbicides	Propellants	Mercury
SB3	DU01	075SB-0009-0001-SO	SB	5-6	Discrete	14-Aug-13									X
Comminutor Building/ P-Trap-1	Under floor drain P-trap	075SB-0010-0001-SO	Soil	2.5	Discrete	10-Sep-13									X
Comminutor Building/ P-Trap-2	8 inches below bottom of floor drain P-trap	075SB-0011-0001-SO	Soil	3.2	Discrete	10-Sep-13									X
Comminutor Building/ P-Trap-3	Under flange of the 4-inch discharge pipe	075SB-0012-0001-SO	Soil	2	Discrete	10-Sep-13									X
Field Quality Control - Source Water															
NA	Source Water (Environmental Chemical Corporation bottled decontamination water)	070-0057-0001-Source Water	QC	Non-dedicated hand sampling tools	NA	12-Dec-12	X	X	X	X	X	X	X	X	X
NA	Source Water (Driller decontamination water)	070-0056-0001-Source Water	QC	Direct-push tools	NA	12-Dec-12	X	X	X	X	X	X	X	X	X
NA	Source Water (Driller decontamination water)	079-0007-0001-Source Water	QC	Direct Push Tools	NA	14-Mar-13	X	X	X	X	X	X	X	X	X
Field Quality Control – Equipment Rinsate															
NA	Equipment Rinsate Blank	076-0067-0001-ER	QC	Non-dedicated hand sampling tools during sampling event	NA	15-Nov-12	X	X	X	X	X	X	X	X	X

Table 4-1: Summary of Samples Collected Between November 2012 and September 2013 at CC RVAAP-75 (continued)

Location	Sample Location/Soil Boring	Sample ID	Matrix	Depth (ft)	Sampling Method	Date	VOC	SVOC	TAL Metals	PCB	Pesticides	Explosives	Herbicides	Propellants	Mercury
Field Quality Control – Equipment Rinsate															
NA	Equipment Rinsate Blank	076-0140-0001-ER	QC	Non-dedicated hand sampling tools during sampling event	NA	9-Dec-12	X	X	X	X	X	X		X	X
NA	Equipment Rinsate Blank	079RN-0317-0001-RN	QC	Non-dedicated hand sampling tools during sampling event	NA	3 Ap-13	X	X	X	X	X	X		X	X
NA	Equipment Rinsate Blank	083SB-0023-0001-ER	QC	Non-dedicated hand sampling tools during sampling event	NA	15-Aug-13	X	X	X	X	X	X		X	X
Field Quality Control – Trip Blanks															
NA	Trip Blank	070-0060-0001-TB	QC	NA	NA	12-Dec-12	X								
NA	Trip Blank	070-0060-0001-TB	QC	NA	NA	12-Dec-12	X								
NA	Trip Blank	079-0008-0001-TB	QC	NA	NA	14-Mar-13	X								
NA	Trip Blank	076-0068-0001-TB	QC	NA	NA	15-Nov-12	X								
NA	Trip Blank	076-0141-0001-TB	QC	NA	NA	9-Dec-12	X								
NA	Trip Blank	076-0142-0001-TB	QC	NA	NA	9-Dec-12	X								

Table 4-1: Summary of Samples Collected Between November 2012 and September 2013 at CC RVAAP-75 (continued)

Location	Sample Location/Soil Boring	Sample ID	Matrix	Depth (ft)	Sampling Method	Date	VOC	SVOC	TAL Metals	PCB	Pesticides	Explosives	Herbicides	Propellants	Mercury
Field Quality Control – Trip Blanks															
NA	Trip Blank	079-0318-0001-TB	QC	NA	NA	3-Apr-13	X								
NA	Trip Blank	083SB-0004-0001-TB	QC	NA	NA	15-Aug-13	X								
NA	Trip Blank	075SD-0004-0001-TB	QC	NA	NA	9-Nov-12	X								

Notes:

Propellants include nitroguanidine, nitrocellulose, and nitroglycerin.

DU = Decision Unit.
ft = Feet.
ID = Identification.
NA = Not applicable.
PCB = Polychlorinated biphenyl.
QC = Quality control.
SB = Soil Boring.
SVOC = Semivolatile organic compound.
TAL = Target Analyte List.
TB = Trip Blank.
TR = Trench.
VOC = Volatile organic compound.

Table 4-2: Summary of Soil Sampling Rationale, November 2012 – September 2013 at CC RVAAP-75

Sample Type	Depth (ft bgs)	Location (DU/SB)	Sample ID	Date Sampled	Comments/Rationale
Composite	7-13	DU01/SB01	075SB-0001-0001-SO	4-Dec-12	Determine presence or absence of potential contamination in soil to a depth of 13 ft bgs.
Discrete	5-6	DU01/TR1	075TR-0002-0001-SO	6 –Dec-12	Determine presence or absence of potential contamination in subsurface soil.
Discrete	5-6	DU01/TR1	075TR-0003-0001-SO	6 –Dec-12	QC, Duplicate sample of 075TR-0002-0001-SO.
Discrete	5-6	DU01/TR2	075TR-0004-0001-SO	6 –Dec-12	Determine presence or absence of potential contamination in subsurface soil.
Discrete	5-6	DU01/TR3	075TR-0005-0001-SO	6 –Dec-12	Determine presence or absence of potential contamination in subsurface soil.
Discrete	5-6	DU01/TR4	075TR-0006-0001-SO	6 –Dec-12	Determine presence or absence of potential contamination in subsurface soil.
Discrete	5-6	DU01/TR5	075TR-0007-0001-SO	6 –Dec-12	Determine presence or absence of potential contamination in subsurface soil.
Discrete	0-1*	DU01	075SD-0001-0001-SD	9-Nov-12	Determine presence or absence of potential contamination in the drainage pipe deposit inside 15-inch drain pipe not previously sampled.
Discrete	0-1	DU02	075SD-0002-0001-SD	9-Nov-12	Determine presence or absence of potential contamination in the wet sediment at outfall area. Analyzed for Ravenna Army Ammunition Plant full suite analysis.
Discrete	0-1	DU02	075SD-0003-0001-SD	9-Nov-12	QC, Duplicate sample of 075SD-0002-0001-SD.
Discrete	NA	DU01	075SD-0004-0001-TB	9-Nov-12	QC, Trip Blank.
Discrete	5-6	DU01/SB02	075SB-0008-0001-SO	14-Aug-13	Determine presence or absence of potential contamination in soil not previously sampled.
Discrete	5-6	DU01/SB03	075SB-0009-0001-SO	14-Aug-13	Determine presence or absence of potential contamination in soil not previously sampled.
Discrete	2.75	P –Trap - 1	075SB-0010-0001-SO	10-Sep-13	Determine presence or absence of potential contamination in soil beneath floor drain P-trap not previously sampled.
Discrete	3.5	P –Trap - 2	075SB-0011-0001-SO	10-Sep-13	Determine presence or absence of potential contamination in soil beneath floor drain P-trap not previously sampled.
Discrete	2.25	P- Trap - 3	075SB-0012-0001-SO	10-Sep-13	Determine presence or absence of potential contamination in soil beneath floor drain P-trap discharge pipe not previously sampled.

Notes:
* Sample depth with respect to depth of deposit in the pipe.

bgs = Below ground surface.
DU = Decision Unit.
ft = Feet.
ID = Identification.
QC = Quality control.
RVAAP = Ravenna Army Ammunition Plant.
SB = Soil boring.
SD = Wet sediment.
SO = Soil.
TB = Trip blank.

This page intentionally left blank

Table 4-3: Sample Preparation and Analytical Methods, November 2012 – September 2013 at CC RVAAP-75

Parameter	Soil		Aqueous	
	Preparation	Analysis	Preparation	Analysis
Metals	SW-846 3050B	SW-846 6020	NA	NA
Mercury	SW-846 7471A	SW-846 7471A	NA	NA
Propellants: - Nitrocellulose - Nitroguanidine	E353.2 Modified SW-846 8330 Modified	E353.2 Modified SW-846 8330 Modified	NA	NA
SVOCs and PAHs	SW-846 3540C	SW-846 8270C	NA	NA
Explosives	SW-846 3550A	SW-846 8330B	NA	NA
VOCs	SW-846 5035	SW-846 8260B	SW-846 5030B	SW-846 8260B
Pesticides	SW-846 3540C	SW-846 8081A	NA	NA
PCBs	SW-846 3540C	SW-846 8082	NA	NA

Notes:
NA = Not applicable.
PAH = Polycyclic aromatic hydrocarbon.
PCB = Polychlorinated biphenyl.
SVOC = Semivolatile organic compound.
VOC = Volatile organic compound.

This page intentionally left blank

5. DATA EVALUATION AND SUMMARY OF ANALYTICAL RESULTS

This chapter summarizes the analytical sampling results for the SI conducted at CC RVAAP-75 George Road Sewage Treatment Plant Mercury Spill. The laboratory analytical data for this SI are provided in Appendix E.

5.1 DATA EVALUATION

The data collected during this SI were verified and validated in accordance with the procedures outlined in the FWSAP (SAIC 2011b). The processes used to evaluate the analytical data are described in this section. The completed data verification report is included in Appendix D and the data validation report is included as Appendix F. Non-detect data were reported as not detected in the summary of analytical results tables included in Chapter 5 and at the Limit of Detection in Appendices D and E.

5.1.1 Soil Sampling Intervals

The soil sampling intervals defined for this SI are as follows:

- Wet Sediment (0-1 ft bgs)
- Subsurface Soil (2.75-6 ft bgs)
- Deep Soil Boring (7-13 ft bgs)
- Drainage Pipe Deposit

5.1.2 Data Verification, Validation, and Determination of Potential Contamination

5.1.2.1 Data Verification and Validation

Data verification was performed on the surface and subsurface soil samples. The analytical results were reported by the laboratory in accordance with the FWSAP (SAIC 2011b).

Data qualifiers were assigned to each result based on the laboratory (i.e., TestAmerica of North Canton, Ohio) quality assurance review and verification criteria. The SI analytical results were qualified as follows:

- "U" is not detected

- "UJ" is not detected and the reporting limit is an estimated value

- "J" denotes that the analyte was positively identified, but the associated numerical value is an approximate concentration of the analyte in the sample

- "R" indicates that the result is not usable

In addition to assigning qualifiers, the verification process also selected the appropriate result to use when re-analyses or dilutions were performed. Where laboratory surrogate recovery data or

laboratory quality control samples were outside of analytical method specifications, the verification chemist determined whether or not laboratory re-analysis should be used in place of an original reported result. If the laboratory reported results for both diluted and undiluted samples, diluted sample results were used for those analytes that exceeded the calibration range of the undiluted sample. A complete discussion of verification process results is contained in the Data Verification Report (Appendix D).

Independent, third-party validation of 10 percent of this SI laboratory data was performed by a USACE–Louisville District subcontractor and is provided in Appendix F.

5.1.2.2 Determination of Potential Contamination

This section provides an outline of the process used to determine if potential contamination is present at this AOC. Per the *Facility-Wide Human Health Risk Assessment Manual* (USACE 2005), a chemical detected at a concentration greater than the established background value, which is not an essential nutrient, or screened out through a frequency of detection evaluation is identified as an SRC. An SRC may, or may not, be related to the former operations at the site. The maximum detected concentration of each SRC is then compared to the most stringent FWCUGs for the Resident Receptor between the adult and child using the TCR level of 10^{-6} or the THQ = 0.1 for each SRC, as outlined in the *Final Facility-Wide Human Health Cleanup Goals for RVAAP* (SAIC 2010). Both risk levels (carcinogenic and non-carcinogenic) were assessed for the Resident Receptor FWCUGs (adult and child) to determine which one was the most stringent for comparison to each SRC. The specific criteria used to identify SRCs are described below:

- ***Background Screening***—The maximum detected concentrations of inorganic chemicals were compared to the RVAAP background concentrations, where established. If exceedances of background concentrations occurred, the respective inorganic chemicals were identified as SRCs. Several inorganic chemicals were screened against a background concentration of 0 mg/kg (e.g., cadmium and silver). A value of 0 mg/kg was assigned as background when the chemical was not detected in any of the samples collected during the background study.

- ***Screening of Essential Human Nutrients***—Chemicals that are essential nutrients (e.g., calcium, chloride, iodine, iron, magnesium, potassium, phosphorous, and sodium) are an integral part of the human food supply and often added to foods as supplements. The USEPA recommends these chemicals not be evaluated unless they are grossly elevated relative to background concentrations or would exhibit toxicity at the observed concentrations (USEPA 1989).

- ***Frequency of Detection/Weight-of-Evidence***—A frequency of detection evaluation was not completed as part of the WOE since less than 20 soil samples were collected during this investigation. Therefore, frequency of detection was not used to further screen the identified SRCs as part of this SI. The SRCs that exceeded the most stringent Resident Receptor FWCUGs using the TCR level of 10^{-6} or THQ = 0.1 for non-carcinogenic risks were then evaluated using a WOE approach. Chemicals not detected were eliminated as

SRCs. For chemicals with at least 20 samples and a frequency of detection of less than 5 percent, a WOE approach is used to determine if the chemical is AOC-related. A WOE evaluation considers the SRCs that exceeded their FWCUGs, as described above, to determine if the chemical should be identified as potential contamination. If the results of the WOE evaluation indicated that potential contamination was present, then an additional investigation, such as an RI, is recommended. However, if no potential contamination was identified, then NFA is recommended.

If no FWCUG has been developed for the particular chemical, then the USEPA's Regional Screening Levels (RSLs) (November; USEPA 2014) for the Residential Receptor were used for comparison using the same TCR of 10^{-6} and THQ = 0.1. The National Guard Trainee FWCUGs and the USEPA Industrial RSLs (May 2014) are provided on the data summary tables in this section for comparison purposes only and were not used to determine whether or not chemicals were identified as potential contamination. If potential contamination is identified in this SI, it indicates that further investigation under CERCLA, in the form of an RI, is warranted at this AOC.

Tables 5-1, 5-2, and 5-3 provide a summary of the SRCs identified in the subsurface soil, wet sediment, and the drainage pipe deposit at CC RVAAP-75, respectively. The complete laboratory analytical data packages, including laboratory analytical results tables with final qualifiers, are included in Appendix E.

5.2 SUMMARY OF SUBSURFACE SOIL ANALYTICAL RESULTS

Subsurface soils were collected between 2.75 and 13 ft bgs. At CC RVAAP-75, subsurface samples were collected from four separate areas:

1. The trench, excavated in order to collect soil samples from beneath the flanges of the pipe leading from the comminutor building floor drain to manhole MH-P1 (December 2012).

2. The deep soil boring, collected between 7 and 13 ft bgs (December 2012).

3. The two soil borings, completed to 5-6 ft bgs immediately adjacent to the drainage pipe (August 2013).

4. Subsurface soil directly under the P-trap in the floor of the comminutor building (September 2013).

Table 5-1 presents the results of the SRC screening for subsurface soil samples collected at CC RVAAP-75. The analytical results of the subsurface soil sampling are summarized in the following sections.

5.2.1 Excavation Trench Sampling Results

Five subsurface soil samples were collected from the trench that was excavated to access the soil beneath the 15-inch drainage pipe in December 2012. The subsurface soil samples were

collected at 6 ft bgs. The results of the subsurface soil sampling from the trench are summarized as follows:

- Mercury was identified as an SRC in the subsurface soil samples collected under the discharge pipe that leads from the comminutor building's floor drain to the manhole. The distribution of this inorganic SRC detected in subsurface soil is shown in Figure 5-1.

- The reported mercury concentrations did not exceed the Resident Receptor FWCUGs in any of the subsurface soil samples collected from the trench.

- Mercury was not identified as a potential contaminant in subsurface soil at this AOC.

5.2.2 Deep Soil Boring Analytical Results

One deep soil boring was advanced at DU01 in December 2012. A subsurface soil sample was collected between 7 and 13 ft bgs and analyzed for mercury (Figure 5-1). The estimated mercury concentration (0.050 J mg/kg) exceeded the background concentration (0.044 mg/kg), but did not exceed the Resident Receptor FWCUG.

5.2.2 Soil Samples Collected Beneath to 15-inch Vitrified Clay Pipe (Drain Line) and Floor Drain P-Trap

In August 2013, ECC collected additional soil samples from two borings (5-6 ft bgs) completed alongside of the 15-inch drainage pipe, specifically sampling the soil beneath the flanges of the pipe. The results of the additional soil sampling beneath the 15-inch drainage pipe are summarized as follows:

- Mercury was not reported in any of the additional subsurface soil samples at concentrations above the Resident Receptor FWCUG in the soil samples collected adjacent to the 15-inch pipe.

In September 2013, subsurface soil was sampled from directly under the P-trap in the floor of the comminutor building where the elemental mercury was reported to have entered the drainage system. The results of this sampling are as follows:

- Mercury was reported at concentrations above the background value in the three subsurface soil samples collected from under the floor drain P-trap and associated piping (Figure 5-1). However, mercury was not above the Resident Receptor FWCUG in any of the samples collected.

5.3 SUMMARY OF WET SEDIMENT ANALYTICAL RESULTS

CC RVAAP-75 wet sediment samples collected in November 2012 were screened to identify SRCs representing current conditions at the AOC. The SRC screening process for the wet sediment was comprised of two discrete samples collected during the SI activities at DU02. The wet sediment samples collected at the outfall area at the drainage pipe discharge point located

adjacent to the outfall headwall were analyzed for mercury and RVAAP full suite analytes (TAL metals, explosives, propellants, SVOCs, VOCs, PCBs, and pesticides). A full-suite sample was collected as a requirement of the FWSAP. Table 5-2 presents the results of the SRC screening for wet sediment sample collected at CC RVAAP-75. Table 5-5 summarizes the inorganic analytical results for all detected analytes in the CC RVAAP-75 wet sediment samples. Table 5-6 summarizes the organic analytes detected in the wet sediment samples.

Complete laboratory analytical results and the laboratory analytical data packages are presented in Appendix E. Figure 5-2 illustrates the distribution of inorganic SRCs in the wet sediment and Figure 5-3 illustrates the distribution of organic SRCs in wet sediment.

5.3.1 Target Analyte List Metals

- The mercury concentration reported in wet sediment collected at the outfall area at DU02 was 0.47 J (estimated) mg/kg which exceeds the background concentration of 0.059 mg/kg. The mercury concentration in the duplicate sample (estimated at 1.1 J mg/kg) also exceeded the background value of 0.059 mg/kg for sediment.

- The mercury concentrations reported in the wet sediment collected at the outfall area did not exceed the Resident Receptor FWCUG (2.27 mg/kg) for mercury.

- Twelve metals (aluminum, antimony, barium, beryllium, cadmium, chromium, cobalt, lead, manganese, nickel, selenium, and silver) were identified as SRCs in wet sediment at CC RVAAP-75. The distribution of inorganic SRCs in wet sediment identified at this AOC is presented in Figure 5-2.

- Three of the 12 metals identified as SRCs (i.e., aluminum, cobalt, and manganese) were reported in the wet sediment samples exceeding their corresponding Residential Receptor FWCUG or RSL. Both aluminum and manganese were reported at concentrations exceeding the background concentrations and their respective Resident Receptor FWCUG. Cobalt was reported above the background concentration only as no FWCUG has been established for this chemical. Cobalt was reported greater than the USEPA Residential RSL of 2.30 mg/kg.

These inorganic chemicals were not related to the mercury spill associated with CC RVAAP-75 AOC and were not identified as potential contaminants in the wet sediments collected from the outfall area. The occurrence of aluminum, cobalt, and manganese in the surficial wet sediments at the storm and former sanitary sewer sediments reflects that the outfall receives discharge from multiple sources at the facility. Potential sources for the reported manganese in the sediment include deteriorating metal piping, mineral scale deposits, and manganese bacteria that often accumulate in sewer and stormwater metal pipelines, as well as from other metal debris that have washed into the systems over time (Gage et. al 2001; USEPA 2006; and SAIC 2012). These metals are not associated with the reported mercury spill at the AOC and were not identified as potential contaminants at CC RVAAP-75.

5.3.2 Volatile Organic Compounds

- Three VOCs (2-hexanone, carbon disulfide, and methylene chloride) were identified as SRCs in the outfall area wet sediment at the George Road Sewage Treatment Plant Mercury Spill AOC. Even though these VOCs are typically associated with laboratory-derived contamination, FWCUGs have not been established for these compounds in sediment and the RSLs were used for comparison. None of the reported concentrations exceeded their respective RSLs.

5.3.3 Semivolatile Organic Compounds

A total of 22 SVOCs were identified as SRCs in the outfall area wet sediment. The distribution of selected organic SRCs in wet sediment is shown in Figure 5-3.

- Of the 22 SVOCs reported, 3 SVOCs (benzo[a]anthracene, benzo[a]pyrene, and benzo[b]fluoranthene) were reported in the wet sediment sample and only 1 SVOC (benzo[a]pyrene) was reported in field duplicate sample collected at outfall area (DU02) at concentrations exceeding the Resident Receptor FWCUGs. However, the occurrence of these PAHs is expected to be present at the active outfall area as it receives drainage and runoff discharges from asphalt paved areas from the surrounding area (Table 5-6).

- These PAH compounds are not related to the reported elemental mercury spill that occurred at CC RVAAP-75 AOC. The occurrence of these PAHs (benzo[a]anthracene, benzo[a]pyrene, and benzo[b]fluoranthene) in the surficial wet sediments at the drainage outfall area are associated with stormwater runoff and discharges from nearby asphalt parking areas and roadways.

- Overland stormwater flow transports these chemicals into the storm system and they are likely to accumulate within the sediments in the outfall area. Additional information regarding PAH sources can be found in the Technical Factsheet on PAHs (USEPA 2013). Benzo(a)anthracene, benzo(a)pyrene, and benzo(b)fluoranthene are not considered potential contaminants at this AOC.

5.3.4 Propellants

No propellants were detected in the wet sediment sample and, therefore, are not identified as SRCs at the George Road Sewage Treatment Plant Mercury Spill AOC.

5.3.5 Pesticides

- Two pesticides (p,p-dichlorodiphenyldichloroethylene [DDE] and p,p-dichlorodiphenyltrichloroethane [DDT]) were identified as SRCs in the wet sediment samples collected at outfall area. However, the reported concentrations did not exceed the USEPA RSLs (1,400 and 1,700 micrograms per kilogram [µg/kg], respectively). There are no established FWCUGs for these pesticides.

5.3.6 Polychlorinated Biphenyls

- No PCBs were detected in the wet sediment samples at the George Road Sewage Treatment Plant Mercury Spill AOC.

5.3.7 Explosives

- One explosive compound (tetryl) was identified as an SRC in the surficial wet sediment; however, the reported concentration is estimated at 0.029 J mg/kg, which is below the USEPA RSL (12 mg/kg). There are no established FWCUGs for these chemicals.

No potential contaminants were identified in the wet sediment collected from the outfall area.

5.4 SUMMARY OF DRAINAGE PIPE DEPOSIT ANALYTICAL RESULTS

In November 2012, the deposit within the 15-inch drainage pipe located at the northeastern corner of the comminutor building was sampled for mercury. Table 5-7 presents the drainage pipe deposit mercury analytical results. The results were compared to the subsurface soil background mercury concentration (0.044 mg/kg) to determine if mercury concentrations within the pipe deposits could be attributable to the site release. The drainage pipe deposit result was as follows:

- Mercury was identified as an SRC in the drainage pipe deposit collected from the drainage pipe. The reported concentration of mercury in the drainage pipe deposit at DU01 was 7.2 mg/kg, which is above the subsurface soil background concentration (0.044 mg/kg).

- The mercury concentration reported in the drainage pipe deposit was compared to the FWCUG for the Resident Receptor for subsurface soil as drainage pipe deposits do not have their own FWCUGs established. The reported mercury concentration (7.2 mg/kg) from the drainage pipe deposit sample exceeds the soil Resident Receptor FWCUG (Figure 5-1).

- The reported mercury in the drainage pipe deposit collected from within the 15-inch drainage pipe has not been identified as potential contamination. Mercury was not identified as a potential contaminant based on results of a WOE evaluation. The WOE evaluation includes the following:

    1. The results of the SI data indicate that the mercury concentrations detected within the soil samples collected beneath and alongside of the drainage pipe were not above the Resident Receptor FWCUG. One of the five soil samples collected within the pipe trench near a flange of the 15-inch vitrified pipe had a mercury detection of 0.35 mg/kg, which is above background but below the Resident Receptor FWCUG.

2. The soil sample collected from 7 to 13 ft bgs was collected near this flange with the mercury detection above background, which indicates the mercury in the pipe is not impacting the environment outside the pipe.

3. The drainage pipe deposit containing mercury cannot migrate outside the 15-inch vitrified clay drain pipe as the discharge end is plugged with mortar and concrete and is no longer used for drainage.

4. The mercury concentrations reported in the subsurface soil surrounding the 15-inch pipe are below Resident Receptor FWCUG, which indicates that the drainage pipe deposit is not a source of mercury to the environment.

5. The volume of the deposit in the pipe is conservatively estimated to be approximately 2.1 cubic ft and to contain approximately 0.5 grams of mercury, which as shown by the subsurface soil data is not significant enough to be a source of contamination.

6. The reported mercury release was over 20 years ago, and there is no longer any use of mercury at the site that could continue to be released.

7. This deposit in the drainage pipe does not constitute an exposure point or exposure area, as the pipe is 5 ft bgs, and despite some visible surface cracking observed during the video inspection, is overall intact and prevents exposure to the environment.

The SI results indicate that the mercury reported in the deposit contained within the 15-inch drainage pipe is not considered a potential source of contamination to the environment outside of the pipe.

5.5 INVESTIGATION-DERIVED WASTE ANALYTICAL RESULTS

A description of the IDW streams generated during this SI, along with the Toxicity Characteristic Leaching Procedure waste characterization analysis results and disposal recommendations, are provided in the IDW Letter Reports (Appendix G).

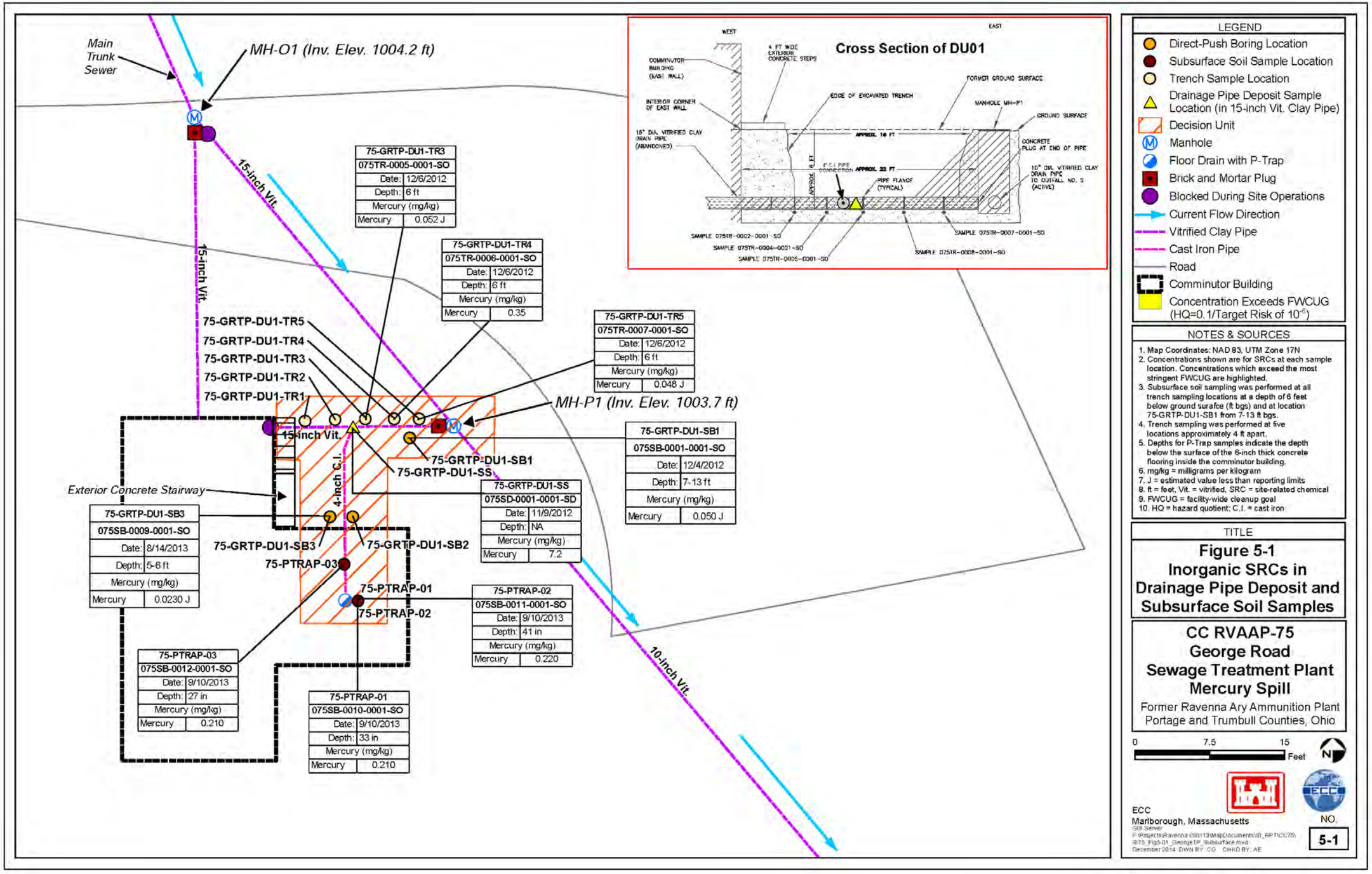
Main Trunk Sewer
MH-O1 (Inv. Elev. 1004.2 ft)
15-inch Vit.
15-inch Vit.
10-inch Vit.
MH-P1 (Inv. Elev. 1003.7 ft)
Exterior Concrete Stairway
4-inch C.I.
75-GRTP-DU1-TR1
75-GRTP-DU1-TR2
75-GRTP-DU1-TR3
75-GRTP-DU1-TR4
75-GRTP-DU1-TR5
75-GRTP-DU1-SB1
75-GRTP-DU1-SS
75-GRTP-DU1-SB2
75-GRTP-DU1-SB3
75-PTRAP-01
75-PTRAP-02
75-PTRAP-03
75-GRTP-DU1-TR3
075TR-0005-0001-SO
Date: 12/6/2012
Depth: 6 ft
Mercury (mg/kg)
Mercury 0.052 J
75-GRTP-DU1-TR4
075TR-0006-0001-SO
Date: 12/6/2012
Depth: 6 ft
Mercury (mg/kg)
Mercury 0.35
75-GRTP-DU1-TR5
075TR-0007-0001-SO
Date: 12/6/2012
Depth: 6 ft
Mercury (mg/kg)
Mercury 0.048 J
75-GRTP-DU1-SB1
075SB-0001-0001-SO
Date: 12/4/2012
Depth: 7-13 ft
Mercury (mg/kg)
Mercury 0.050 J
75-GRTP-DU1-SS
075SD-0001-0001-SD
Date: 11/9/2012
Depth: NA
Mercury (mg/kg)
Mercury 7.2
75-GRTP-DU1-SB3
075SB-0009-0001-SO
Date: 8/14/2013
Depth: 5-6 ft
Mercury (mg/kg)
Mercury 0.0230 J
75-PTRAP-02
075SB-0011-0001-SO
Date: 9/10/2013
Depth: 41 in
Mercury (mg/kg)
Mercury 0.220
75-PTRAP-03
075SB-0012-0001-SO
Date: 9/10/2013
Depth: 27 in
Mercury (mg/kg)
Mercury 0.210
75-PTRAP-01
075SB-0010-0001-SO
Date: 9/10/2013
Depth: 33 in
Mercury (mg/kg)
Mercury 0.210
Cross Section of DU01
WEST
EAST
COMMINUTOR BUILDING (EAST WALL)
4 FT WIDE EXTERIOR CONCRETE STEPS
INTERIOR CORNER OF EAST WALL
EDGE OF EXCAVATED TRENCH
FORMER GROUND SURFACE
MANHOLE MH-P1
GROUND SURFACE
15" DIA. VITRIFIED CLAY DRAIN PIPE (ABANDONED)
APPROX. 16 FT
CONCRETE PLUG AT END OF PIPE
4" C.I. PIPE CONNECTION APPROX. 23 FT
PIPE FLANGE (TYPICAL)
10" DIA. VITRIFIED CLAY DRAIN PIPE TO OUTFALL NO. 2 (ACTIVE)
SAMPLE 075TR-0002-0001-SO
SAMPLE 075TR-0004-0001-SO
SAMPLE 075TR-0005-0001-SO
SAMPLE 075TR-0007-0001-SO
SAMPLE 075TR-0008-0001-SO
LEGEND
Direct-Push Boring Location
Subsurface Soil Sample Location
Trench Sample Location
Drainage Pipe Deposit Sample Location (in 15-inch Vit. Clay Pipe)
Decision Unit
Manhole
Floor Drain with P-Trap
Brick and Mortar Plug
Blocked During Site Operations
Current Flow Direction
Vitrified Clay Pipe
Cast Iron Pipe
Road
Comminutor Building
Concentration Exceeds FWCUG (HQ=0.1/Target Risk of 10-5)
NOTES & SOURCES
1. Map Coordinates: NAD 83, UTM Zone 17N
2. Concentrations shown are for SRCs at each sample location. Concentrations which exceed the most stringent FWCUG are highlighted.
3. Subsurface soil sampling was performed at all trench sampling locations at a depth of 6 feet below ground surafce (ft bgs) and at location 75-GRTP-DU1-SB1 from 7-13 ft bgs.
4. Trench sampling was performed at five locations approximately 4 ft apart.
5. Depths for P-Trap samples indicate the depth below the surface of the 6-inch thick concrete flooring inside the comminutor building.
6. mg/kg = milligrams per kilogram
7. J = estimated value less than reporting limits
8. ft = feet, Vit. = vitrified, SRC = site-related chemical
9. FWCUG = facility-wide cleanup goal
10. HQ = hazard quotient; C.I. = cast iron
TITLE
Figure 5-1
Inorganic SRCs in Drainage Pipe Deposit and Subsurface Soil Samples
CC RVAAP-75
George Road
Sewage Treatment Plant
Mercury Spill
Former Ravenna Ary Ammunition Plant
Portage and Trumbull Counties, Ohio
0 7.5 15 Feet
N
ECC
Marlborough, Massachusetts
NO.
5-1

This page intentionally left blank

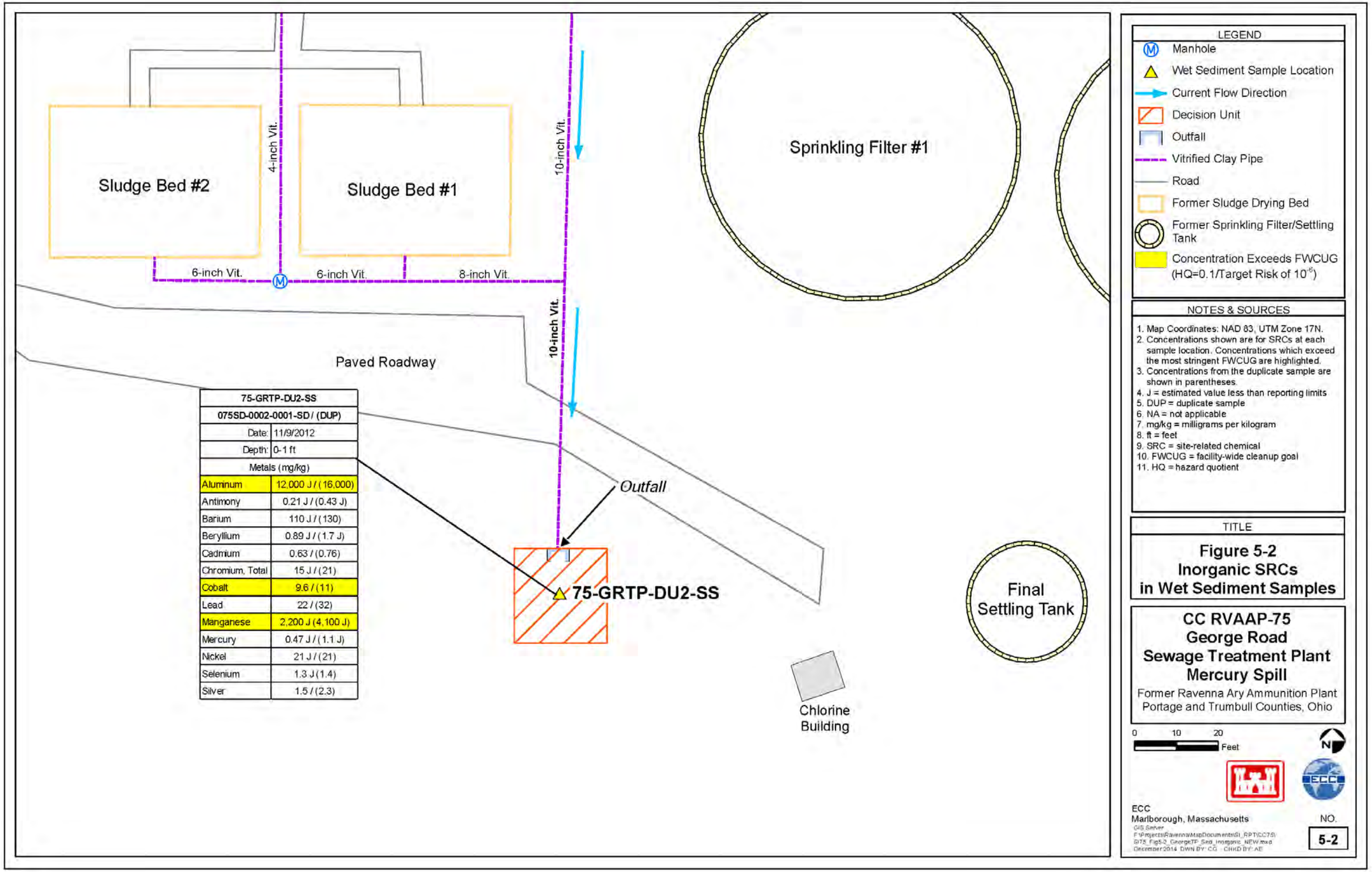

75-GRTP-DU2-SS	
075SD-0002-0001-SD / (DUP)	
Date:	11/9/2012
Depth:	0-1 ft
Metals (mg/kg)	
Aluminum	12,000 J / (16,000)
Antimony	0.21 J / (0.43 J)
Barium	110 J / (130)
Beryllium	0.89 J / (1.7 J)
Cadmium	0.63 / (0.76)
Chromium, Total	15 J / (21)
Cobalt	9.6 / (11)
Lead	22 / (32)
Manganese	2,200 J (4,100 J)
Mercury	0.47 J / (1.1 J)
Nickel	21 J / (21)
Selenium	1.3 J (1.4)
Silver	1.5 / (2.3)

This page intentionally left blank

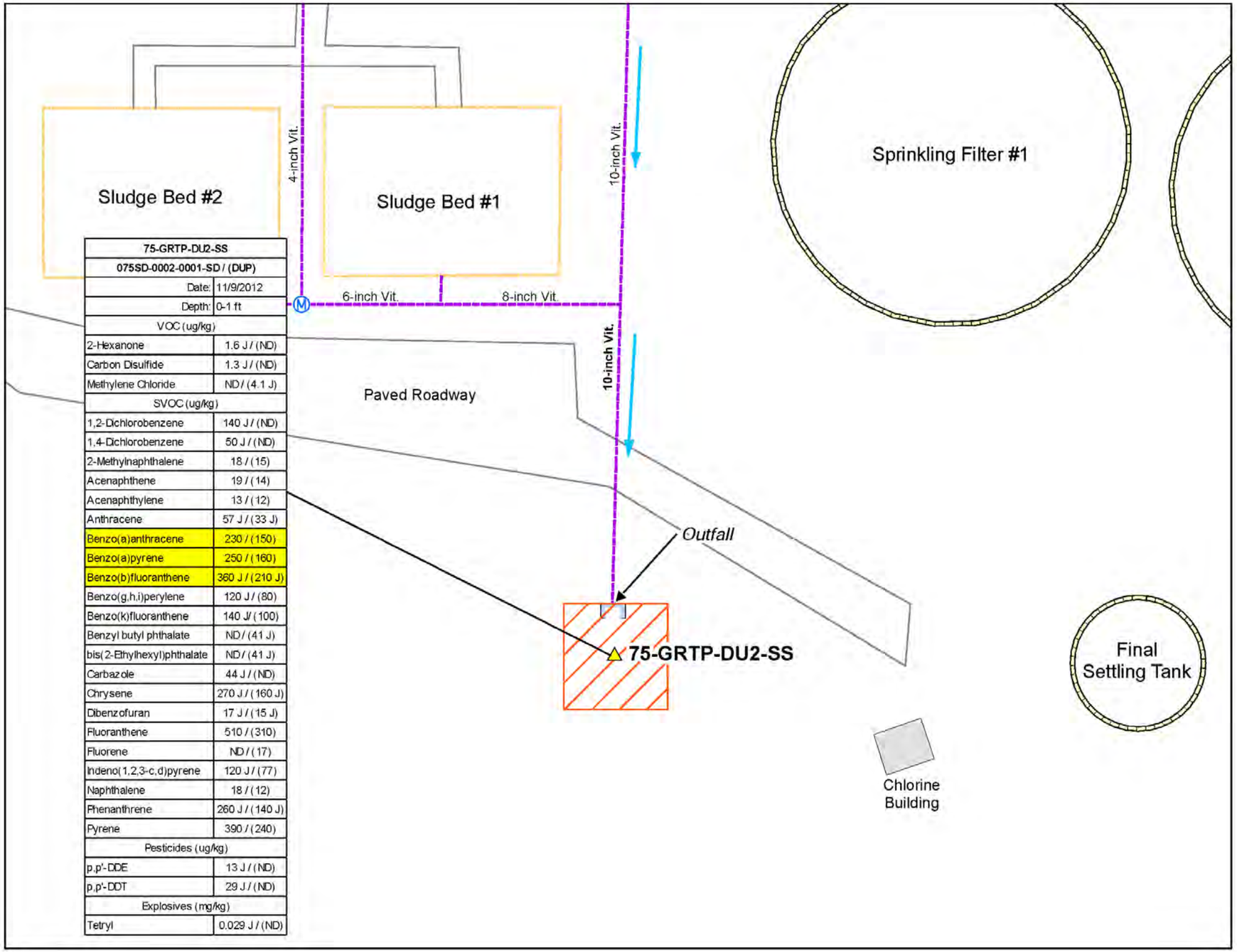

75-GRTP-DU2-SS	
075SD-0002-0001-SD / (DUP)	
Date:	11/9/2012
Depth:	0-1 ft
VOC (ug/kg)	
2-Hexanone	1.6 J / (ND)
Carbon Disulfide	1.3 J / (ND)
Methylene Chloride	ND / (4.1 J)
SVOC (ug/kg)	
1,2-Dichlorobenzene	140 J / (ND)
1,4-Dichlorobenzene	50 J / (ND)
2-Methylnaphthalene	18 / (15)
Acenaphthene	19 / (14)
Acenaphthylene	13 / (12)
Anthracene	57 J / (33 J)
Benzo(a)anthracene	230 / (150)
Benzo(a)pyrene	250 / (160)
Benzo(b)fluoranthene	360 J / (210 J)
Benzo(g,h,i)perylene	120 J / (80)
Benzo(k)fluoranthene	140 J/ (100)
Benzyl butyl phthalate	ND / (41 J)
bis(2-Ethylhexyl)phthalate	ND / (41 J)
Carbazole	44 J / (ND)
Chrysene	270 J / (160 J)
Dibenzofuran	17 J / (15 J)
Fluoranthene	510 / (310)
Fluorene	ND / (17)
Indeno(1,2,3-c,d)pyrene	120 J / (77)
Naphthalene	18 / (12)
Phenanthrene	260 J / (140 J)
Pyrene	390 / (240)
Pesticides (ug/kg)	
p,p'-DDE	13 J / (ND)
p,p'-DDT	29 J / (ND)
Explosives (mg/kg)	
Tetryl	0.029 J / (ND)

LEGEND

- Manhole
- Wet Sediment Sample Location
- Current Flow Direction
- Decision Unit
- Outfall
- Vitrified Clay Pipe
- Road
- Former Sludge Drying Bed
- Former Sprinkling Filter/Settling Tank
- Concentration Exceeds FWCUG (HQ=0.1/Target Risk of 10^{-6})

NOTES & SOURCES

1. Map Coordinates: NAD 83, UTM Zone 17N.
2. Concentrations shown are for SRCs at each sample location. Concentrations which exceed the most stringent FWCUG are highlighted.
3. Concentrations from the duplicate sample are shown in parentheses.
4. J = estimated value less than reporting limits
5. DUP = duplicate sample
6. NA = not applicable
7. mg/kg = milligrams per kilogram
8. ft = feet
9. SRC = site-related chemical
10. FWCUG = facility-wide cleanup goal
11. HQ = hazard quotient

TITLE

Figure 5-3
Organic SRCs
in Wet Sediment Samples

CC RVAAP-75
George Road
Sewage Treatment Plant
Mercury Spill

Former Ravenna Ary Ammunition Plant
Portage and Trumbull Counties, Ohio

0 10 20 Feet

N

ECC
Marlborough, Massachusetts

NO.
5-3

This page intentionally left blank

Table 5-1: Site-Related Chemical Determination Subsurface Soil Samples, December 2012 and August-September 2013 at CC RVAAP-75

Chemical	Units	CAS Number	Frequency of Detect	Minimum Detect	Maximum Detect	Background Criteria[(a)]	SRC (Yes/No)	SRC Justification
Mercury	**mg/kg**	**7439-97-6**	**8/12**	**0.023**	**0.35**	**0.044**	**Yes**	**Exceeds Background**

Notes:
(a) Background concentrations for subsurface soil from final facility-wide background concentrations for Ravenna Army Ammunition Plant, published in the 2001 Phase II Remedial Investigation Report for Winklepeck Burning Grounds.
Bold indicates analyte identified as an SRC.
CAS = Chemical Abstract Number.
mg/kg = Milligram per kilogram.
SRC = Site-related chemical.

This page intentionally left blank

Table 5-2: Site-Related Chemical Determination for Wet Sediment Samples, November 2012 at CC RVAAP-75

Method/Chemicals	Units	CAS Number	Frequency of Detect	Minimum Detect	Maximum Detect	Background Criteria[a]	SRC (Yes/No)	SRC Justification
Volatile Organic Compounds (µg/kg)								
1,1,1-Trichloroethane2	µg/kg	71-55-6	0/2	None	None	None	No	Not Detected
1,1,2,2-Tetrachloroethane	µg/kg	79-34-5	0/2	None	None	None	No	Not Detected
1,1,2-Trichloroethane	µg/kg	79-00-5	0/2	None	None	None	No	Not Detected
1,1-Dichloroethane	µg/kg	159-59-2	0/2	None	None	None	No	Not Detected
1,1-Dichloroethene	µg/kg	75-35-4	0/2	None	None	None	No	Not Detected
1,2-Dibromoethane	µg/kg	106-93-4	0/2	None	None	None	No	Not Detected
1,2-Dichloroethane	µg/kg	107-06-2	0/2	None	None	None	No	Not Detected
1,2-Dichloroethene	µg/kg	156-60-5	0/2	None	None	None	No	Not Detected
1,2-Dichloropropane	µg/kg	78-87-5	0/2	None	None	None	No	Not Detected
2-Hexanone	**µg/kg**	**591-78-6**	**1/2**	**1.6**	**1.6**	**None**	**Yes**	**Detected Organic**
4-Methyl-2-pentanone	µg/kg	108-10-1	0/2	None	None	None	No	Not Detected
Acetone	µg/kg	67-64-1	0/2	None	None	None	No	Not Detected
Benzene	µg/kg	71-43-2	0/2	None	None	None	No	Not Detected
Bromochloromethane	µg/kg	74-97-5	0/2	None	None	None	No	Not Detected
Bromodichloromethane	µg/kg	75-27-4	0/2	None	None	None	No	Not Detected
Bromoform	µg/kg	75-25-2	0/2	None	None	None	No	Not Detected
Bromomethane	µg/kg	74-83-9	0/2	None	None	None	No	Not Detected
Carbon Disulfide	**µg/kg**	**75-15-0**	**1/2**	**1.3**	**1.3**	**None**	**Yes**	**Detected Organic**
Carbon Tetrachloride	µg/kg	56-23-5	0/2	None	None	None	No	Not Detected
Chlorobenzene	µg/kg	108-90-7	0/2	None	None	None	No	Not Detected
Chloroethane	µg/kg	75-00-3	0/2	None	None	None	No	Not Detected
Chloroform	µg/kg	67-66-3	0/2	None	None	None	No	Not Detected
Chloromethane	µg/kg	74-87-3	0/2	None	None	None	No	Not Detected
cis-1,3-Dichloropropene	µg/kg	10061-01-5	0/2	None	None	None	No	Not Detected
Dibromochloromethane	µg/kg	124-48-1	0/2	None	None	None	No	Not Detected
Ethylbenzene	µg/kg	100-41-4	0/2	None	None	None	No	Not Detected
Methyl Ethyl Ketone (2-Butanone)	µg/kg	78-93-3	0/2	None	None	None	No	Not Detected
4-Methy-2-Pentanone	µg/kg	108-10-1	0/2	None	None	None	No	Not Detected
Methylene Chloride	**µg/kg**	**75-09-2**	**1/2**	**4.1**	**4.1**	**None**	**Yes**	**Detected Organic**
Styrene	**µg/kg**	**100-42-5**	0/2	None	None	None	No	Not Detected
tert-Butyl Methyl Ether	µg/kg	1634-04-4	0/2	None	None	None	No	Not Detected
Tetrachloroethylene (PCE)	µg/kg	127-18-4	0/2	None	None	None	No	Not Detected
Toluene	µg/kg	108-88-3	0/2	None	None	None	No	Not Detected

Table 5-2: Site-Related Chemical Determination for Wet Sediment Samples, November 2012 at CC RVAAP-75 (continued)

Method/Chemicals	Units	CAS Number	Frequency of Detect	Minimum Detect	Maximum Detect	Background Criteria[a]	SRC (Yes/No)	SRC Justification
Volatile Organic Compounds (µg/kg)								
trans-1,3-Dichloropropene	µg/kg	10061-02-6	0/2	None	None	None	No	Not Detected
Trichloroethylene (TCE)	µg/kg	79-01-6	0/2	None	None	None	No	Not Detected
Vinyl Chloride	µg/kg	75-01-4	0/2	None	None	None	No	Not Detected
Xylenes, Total	µg/kg	1330-20-7	0/2	None	None	None	No	Not Detected
Semivolatile Organic Compounds (µg/kg)								
1,2,4-Trichlorobenzene	µg/kg	120-82-1	0/2	None	None	None	No	Not Detected
1,2-Dichlorobenzene	**µg/kg**	**95-50-1**	**1/2**	**140**	**140**	**None**	**Yes**	**Detected Organic**
1,3-Dichlorobenzene	µg/kg	541-73-1	0/2	None	None	None	No	Not Detected
1,4-Dichlorobenzene	**µg/kg**	**106-46-7**	**1/2**	**50**	**50**	**None**	**Yes**	**Detected Organic**
2,4,5-Trichlorophenol	µg/kg	95-95-4	0/2	None	None	None	No	Not Detected
2,4,6-Trichlorophenol	µg/kg	88-06-2	0/2	None	None	None	No	Not Detected
2,4-Dichlorophenol	µg/kg	120-83-2	0/2	None	None	None	No	Not Detected
2,4-Dimethylphenol	µg/kg	105-67-9	0/2	None	None	None	No	Not Detected
2,4-Dinitrophenol	µg/kg	51-28-5	0/2	None	None	None	No	Not Detected
2,4-Dinitrotoluene	µg/kg	121-14-2	0/2	None	None	None	No	Not Detected
2,6-Dinitrotoluene	µg/kg	606-20-2	0/2	None	None	None	No	Not Detected
2-Chloronaphthalene	µg/kg	91-58-7	0/2	None	None	None	No	Not Detected
2-Chlorophenol	µg/kg	95-57-8	0/2	None	None	None	No	Not Detected
2-Methylnaphthalene	**µg/kg**	**95-48-7**	**2/2**	**15**	**18**	**None**	**Yes**	**Detected Organic**
2-Methylphenol (o-Cresol)	µg/kg	202-437-8	0/2	None	None	None	No	Not Detected
2-Nitroaniline	µg/kg	88-74-4	0/2	None	None	None	No	Not Detected
2-Nitrophenol	µg/kg	88-75-5	0/2	None	None	None	No	Not Detected
3,3'-Dichlorobenzidine	µg/kg	91-94-1	0/2	None	None	None	No	Not Detected
3-Nitroaniline	µg/kg	99-09-2	0/2	None	None	None	No	Not Detected
4,6-Dinitro-2-Methylphenol	µg/kg	534-52-1	0/2	None	None	None	No	Not Detected
4-Bromophenyl phenyl ether	µg/kg	101-55-3	0/2	None	None	None	No	Not Detected
4-Chloro-3-Methylphenol	µg/kg	59-50-7	0/2	None	None	None	No	Not Detected
4-Chloroaniline	µg/kg	106-47-8	0/2	None	None	None	No	Not Detected
4-Chlorophenyl Phenyl Ether	µg/kg	7005-72-3	0/2	None	None	None	No	Not Detected
Acenaphthene	**µg/kg**	**83-32-9**	**2/2**	**14**	**19**	**None**	**Yes**	**Detected Organic**
Acenaphthylene	**µg/kg**	**208-96-8**	**2/2**	**12**	**13**	**None**	**Yes**	**Detected Organic**
Anthracene	**µg/kg**	**120-12-7**	**2/2**	**33**	**57**	**None**	**Yes**	**Detected Organic**

Table 5-2: Site-Related Chemical Determination for Wet Sediment Samples, November 2012 at CC RVAAP-75 (continued)

Method/Chemicals	Units	CAS Number	Frequency of Detect	Minimum Detect	Maximum Detect	Background Criteria[(a)]	SRC (Yes/No)	SRC Justification
Semivolatile Organic Compounds (µg/kg)								
Benzo(a)anthracene	**µg/kg**	**56-55-3**	**2/2**	**150**	**230**	**None**	**Yes**	**Detected Organic**
Benzo(a)pyrene	**µg/kg**	**50-32-8**	**2/2**	**160**	**250**	**None**	**Yes**	**Detected Organic**
Benzo(b)fluoranthene	**µg/kg**	**205-99-2**	**2/2**	**210**	**360**	**None**	**Yes**	**Detected Organic**
Benzo(g,h,i)perylene	**µg/kg**	**191-24-2**	**2/2**	**80**	**120**	**None**	**Yes**	**Detected Organic**
Benzo(k)fluoranthene	**µg/kg**	**207-08-9**	**2/2**	**100**	**140**	**None**	**Yes**	**Detected Organic**
Benzoic Acid	µg/kg	65-85-0	0/2	None	None	None	No	Not Detected
Benzyl alcohol	µg/kg	100-51-6	0/2	None	None	None	No	Not Detected
bis(2-Chloroethoxy) Methane	µg/kg	111-91-1	0/2	None	None	None	No	Not Detected
bis(2-Chloroethyl) Ether (2-Chloroethyl Ether)	µg/kg	111-44-4	0/2	None	None	None	No	Not Detected
bis(2-Chloroisopropyl) Ether	µg/kg	108-60-1	0/2	None	None	None	No	Not Detected
Benzyl butyl phthalate	**µg/kg**	**85-68-7**	**1/2**	**41**	**41**	**None**	**Yes**	**Detected Organic**
bis(2-Ethylhexyl) Phthalate	**µg/kg**	**117-81-7**	**1/2**	**41**	**41**	**None**	**Yes**	**Detected Organic**
Carbazole	**µg/kg**	**86-74-8**	**1/2**	**44**	**44**	**None**	**Yes**	**Detected Organic**
Chrysene	**µg/kg**	**218-01-9**	**2/2**	**160**	**270**	**None**	**Yes**	**Detected Organic**
Cresols, m & p	µg/kg	8001-28-3	0/2	None	None	None	No	Not Detected
Dibenz(a,h)anthracene	µg/kg	53-70-3	0/2	None	None	None	No	Not Detected
Dibenzofuran	**µg/kg**	**132-64-9**	**2/2**	**15**	**17**	**None**	**Yes**	**Detected Organic**
Diethyl Phthalate	µg/kg	84-66-2	0/2	None	None	None	No	Not Detected
Dimethyl Phthalate	µg/kg	131-11-3	0/2	None	None	None	No	Not Detected
Di-n-Butyl Phthalate	µg/kg	84-74-2	0/2	None	None	None	No	Not Detected
Di-n-Octylphthalate	µg/kg	117-84-0	0/2	None	None	None	No	Not Detected
Fluoranthene	**µg/kg**	**206-44-0**	**2/2**	**310**	**510**	**None**	**Yes**	**Detected Organic**
Fluorene	**µg/kg**	**86-73-7**	**1/2**	**17**	**17**	**None**	**Yes**	**Detected Organic**
Hexachlorobenzene	µg/kg	118-74-1	0/2	None	None	None	No	Not Detected
Hexachlorobutadiene	µg/kg	87-68-3	0/2	None	None	None	No	Not Detected
Hexachlorocyclopentadiene	µg/kg	77-47-4	0/2	None	None	None	No	Not Detected
Hexachloroethane	µg/kg	67-72-1	0/2	None	None	None	No	Not Detected
Indeno(1,2,3-c,d)Pyrene	**µg/kg**	**193-39-5**	**2/2**	**77**	**120**	**None**	**Yes**	**Detected Organic**
Isophorone	µg/kg	78-59-1	0/2	None	None	None	No	Not Detected
Naphthalene	**µg/kg**	**91-20-3**	**2/2**	**12**	**18**	**None**	**Yes**	**Detected Organic**
n-Nitrosodi-n-propylamine	µg/kg	621-64-7	0/2	None	None	None	No	Not Detected

Table 5-2: Site-Related Chemical Determination for Wet Sediment Samples, November 2012 at CC RVAAP-75 (continued)

Method/Chemicals	Units	CAS Number	Frequency of Detect	Minimum Detect	Maximum Detect	Background Criteria[(a)]	SRC (Yes/No)	SRC Justification
Semivolatile Organic Compounds (µg/kg)								
n-Nitrosodiphenylamine	µg/kg	86-30-6	0/2	None	None	None	No	Not Detected
Pentachlorophenol	µg/kg	87-86-5	0/2	None	None	None	No	Not Detected
Phenanthrene	**µg/kg**	**85-01-8**	**2/2**	**140**	**260**	**None**	**Yes**	**Detected Organic**
Phenol	µg/kg	108-95-2	0/2	None	None	None	No	Not Detected
Pyrene	**µg/kg**	**129-00-0**	**2/2**	**240**	**390**	**None**	**Yes**	**Detected Organic**
Pesticides (µg/kg)								
Aldrin	µg/kg	309-00-2	0/2	None	None	None	No	Not Detected
alpha BHC	µg/kg	319-84-6	0/2	None	None	None	No	Not Detected
alpha Endosulfan	µg/kg	959-98-8	0/2	None	None	None	No	Not Detected
alpha-Chlordane	µg/kg	5103-79-9	0/2	None	None	None	No	Not Detected
beta BHC	µg/kg	319-85-7	0/2	None	None	None	No	Not Detected
beta Endosulfan	µg/kg	33213-65-9	0/2	None	None	None	No	Not Detected
delta BHC	µg/kg	319-86-8	0/2	None	None	None	No	Not Detected
Dieldrin	µg/kg	60-57-1	0/2	None	None	None	No	Not Detected
Endosulfan Sulfate	µg/kg	1031-07-8	0/2	None	None	None	No	Not Detected
Endrin	µg/kg	72-20-8	0/2	None	None	None	No	Not Detected
Endrin Aldehyde	µg/kg	7421-93-4	0/2	None	None	None	No	Not Detected
Endrin Ketone	µg/kg	53494-70-5	0/2	None	None	None	No	Not Detected
gamma BHC (Lindane)	µg/kg	58-89-9	0/2	None	None	None	No	Not Detected
gamma-Chlordane	µg/kg	5103-74-2	0/2	None	None	None	No	Not Detected
Heptachlor	µg/kg	76-44-8	0/2	None	None	None	No	Not Detected
Heptachlor Epoxide	µg/kg	1021-57-3	0/2	None	None	None	No	Not Detected
Methoxychlor	µg/kg	72-43-5	0/2	None	None	None	No	Not Detected
p,p'-Dichlorodiphenyldichloroethane	µg/kg	72-54-8	0/2	None	None	None	No	Not Detected
p,p'-Dichlorodiphenyldichloroethylene	**µg/kg**	**72-55-9**	**1/2**	**13**	**13**	**None**	**Yes**	**Detected Organic**
p,p'- Dichlorodiphenyltrichloroethane	**µg/kg**	**50-29-3**	**1/2**	**29**	**29**	**None**	**Yes**	**Detected Organic**
Toxaphene	µg/kg	8001-35-2	0/2	None	None	None	No	Not Detected

Table 5-2: Site-Related Chemical Determination for Wet Sediment Samples, November 2012 at CC RVAAP-75 (continued)

Method/Chemicals	Units	CAS Number	Frequency of Detect	Minimum Detect	Maximum Detect	Background Criteria[(a)]	SRC (Yes/No)	SRC Justification
PCBs (µg/kg)								
PCB-1016	µg/kg	12674-11-2	0/2	None	None	None	No	Not Detected
PCB-1221	µg/kg	11104-28-2	0/2	None	None	None	No	Not Detected
PCB-1232	µg/kg	11141-16-5	0/2	None	None	None	No	Not Detected
PCB-1242	µg/kg	53469-21-9	0/2	None	None	None	No	Not Detected
PCB-1248	µg/kg	12672-29-6	0/2	None	None	None	No	Not Detected
PCB-1254	µg/kg	52663-62-4	0/2	None	None	None	No	Not Detected
PCB-1260	µg/kg	11096-82-5	0/2	None	None	None	No	Not Detected
Explosives (mg/kg)								
1,3,5-Trinitrobenzene	mg/kg	99-35-4	0/2	None	None	None	No	Not Detected
1,3-Dinitrobenzene	mg/kg	99-65-0	0/2	None	None	None	No	Not Detected
2,4,6-Trinitrotoluene	mg/kg	118-96-7	0/2	None	None	None	No	Not Detected
2,4-Dinitrotoluene	mg/kg	121-14-2	0/2	None	None	None	No	Not Detected
2,6-Dinitrotoluene	mg/kg	606-20-2	0/2	None	None	None	No	Not Detected
2-Amino-4,6-dinitrotoluene	mg/kg	35572-78-2	0/2	None	None	None	No	Not Detected
2-Nitrotoluene	mg/kg	88-72-2	0/2	None	None	None	No	Not Detected
3-Nitrotoluene	mg/kg	99-08-1	0/2	None	None	None	No	Not Detected
4-Amino-2,6-Dinitrotoluene	mg/kg	19406-51-0	0/2	None	None	None	No	Not Detected
4-Nitrotoluene	mg/kg	99-99-0	0/2	None	None	None	No	Not Detected
Hexahydro-1,3,5-Trinitro-1,3,5-Triazine (RDX)	mg/kg	121-82-4	0/2	None	None	None	No	Not Detected
Nitrobenzene	mg/kg	98-95-3	0/2	None	None	None	No	Not Detected
Octahydro-1,3,5,7-Tetranitro-1,3,5,7-Tetrazocine (HMX)	mg/kg	2691-41-0	0/2	None	None	None	No	Not Detected
Pentaerythritol Tetranitrate	mg/kg	78-11-5	0/2	None	None	None	No	Not Detected
Tetryl	**mg/kg**	**479-45-8**	**1/2**	**0.029**	**0.029**	**None**	**Yes**	**Detected Organic**
Propellants (mg/kg)								
Nitrocellulose	mg/kg	9004-70-0	0/2	None	None	None	No	Not Detected
Nitroglycerin	mg/kg	55-63-0	0/2	None	None	None	No	Not Detected
Nitroguanidine	mg/kg	556-88-7	0/2	None	None	None	No	Not Detected
Metals (mg/kg)								
Aluminum	**mg/kg**	**7429-90-5**	**2/2**	**12,000**	**16,000**	**13,900**	**Yes**	**Exceeds Background**
Antimony	**mg/kg**	**7440-36-0**	**2/2**	**0.21**	**0.43**	**0**	**Yes**	**Exceeds Background**
Arsenic	mg/kg	7440-38-2	2/2	9	9.5	19.5	No	Below Background

Table 5-2: Site-Related Chemical Determination for Wet Sediment Samples, November 2012 at CC RVAAP-75 (continued)

Method/Chemicals	Units	CAS Number	Frequency of Detect	Minimum Detect	Maximum Detect	Background Criteria[(a)]	SRC (Yes/No)	
Barium	**mg/kg**	**7440-39-3**	**2/2**	**110**	**130**	**123**	**Yes**	**Exceeds Background**
Beryllium	**mg/kg**	**7440-41-7**	**2/2**	**0.89**	**1.7**	**0.88**	**Yes**	**Exceeds Background**
Cadmium	**mg/kg**	**7440-43-9**	**2/2**	**0.63**	**0.76**	**0**	**Yes**	**Exceeds Background**
Calcium **	mg/kg	7440-70-2	2/2	6,400	50,000	5510	No	Essential Nutrient
Chromium	**mg/kg**	**7440-47-3**	**2/2**	**15**	**21**	**18.1**	**Yes**	**Exceeds Background**
Cobalt	**mg/kg**	**7440-48-4**	**2/2**	**9.6**	**11**	**9.1**	**Yes**	**Exceeds Background**
Copper	mg/kg	7440-50-8	2/2	17	21	27.6	No	Below Background
Iron **	mg/kg	7439-89-6	2/2	19,000	20,000	28,200	No	Essential Nutrient
Lead	**mg/kg**	**7439-92-1**	**2/2**	**22**	**32**	**27.4**	**Yes**	**Exceeds Background**
Magnesium **	mg/kg	7439-95-4	2/2	2,800	5,600	2760	No	Essential Nutrient
Manganese	**mg/kg**	**7439-96-5**	**2/2**	**2,200**	**4,100**	**1,950**	**Yes**	**Exceeds Background**
Mercury	**mg/kg**	**7439-97-6**	**2/2**	**0.47**	**1.1**	**0.059**	**Yes**	**Exceeds Background**
Nickel	**mg/kg**	**7440-02-0**	**2/2**	**21**	**21**	**17.7**	**Yes**	**Exceeds Background**
Potassium **	mg/kg	7440-09-7	2/2	1,200	1,400	1950	No	Essential Nutrient
Selenium	**mg/kg**	**7782-49-2**	**2/2**	**1.3**	**1.4**	**1.4**	**Yes**	**Exceeds Background**
Silver	**mg/kg**	**7440-22-4**	**2/2**	**1.5**	**2.3**	**0**	**Yes**	**Exceeds Background**
Sodium **	mg/kg	7440-23-5	2/2	75	310	112	No	Essential Nutrient
Thallium	mg/kg	7440-28-0	2/2	0.15	0.21	0.89	No	Below Background
Vanadium	mg/kg	7440-62-2	2/2	15	20	26.1	No	Below Background
Zinc	mg/kg	7440-66-6	2/2	130	140	532	No	Below Background

Notes:

(a) Background concentrations for wet sediment from final facility-wide background concentrations for Ravenna Army Ammunition Plant, published in the 2001 Phase II Remedial Investigation Report for Winklepeck Burning Grounds.

Bold indicates analyte identified as an SRC.

** = Essential Nutrients.
µg/kg = Microgram per kilogram.
CAS = Chemical Abstract Number.
mg/kg = Milligram per kilogram.
PCB = Polychlorinated biphenyl.
SRC = Site-related chemical.
SVOC = Semivolatile organic compound.
VOC = Volatile organic compound.

Table 5-3: Site-Related Chemical Determination for Drainage Pipe Deposit Sample Result, November 2012 at CC RVAAP-75

Chemical	Units	CAS Number	Frequency of Detect	Minimum Detect	Maximum Detect	Average Result	Background Criteria[(a)]	SRC (Yes/No)	SRC Justification[(b)]
Mercury	**mg/kg**	**7439-97-6**	**1/1**	**7.2**	**7.2**	**7.2**	**0.044**	**Yes**	**Exceeds Background**

Notes:
(a) Background concentrations for subsurface soil from final facility-wide background concentrations for Ravenna Army Ammunition Plant, published in the 2001 Phase II Remedial Investigation Report for Winklepeck Burning Grounds.
(b) Drainage pipe deposit compared to subsurface soil background for advisory purposes to determine if deposit is attributable to surrounding soil
Bold indicates analyte identified as an SRC.
CAS = Chemical Abstract Number.
mg/kg = Milligram per kilogram.
SRC = Site-related chemical.

This page intentionally left blank

Table 5-4: Summary of Analytical Results for Mercury Detected in Subsurface Soil Samples Collected in December 2012 and August–September 2013 at CC RVAAP-75

						Sample Type:	Primary	Primary	Duplicate	Primary	Primary	Primary	Primary
						Location ID:	75-GRTP-DU1-SB1	75-GRTP-DU1-TR1	75-GRTP-DU1-TR1	75-GRTP-DU1-TR2	75-GRTP-DU1-TR3	75-GRTP-DU1-TR4	75-GRTP-DU1-TR5
						Field Sample ID:	075SB-0001-0001-SO	075TR-0002-0001-SO	075TR-0003-0001-SO	075TR-0004-0001-SO	075TR-0005-0001-SO	075TR-0006-0001-SO	075TR-0007-0001-SO
						Lab Sample ID:	240-18441-20	240-18544-38	240-18544-39	240-18544-40	240-18544-41	240-18544-42	240-18544-43
						Sample Date:	12/4/2012	12/6/2012	12/6/2012	12/6/2012	12/6/2012	12/6/2012	12/6/2012
						Location Type:	Deep Soil Boring	Trench	Trench	Trench	Trench	Trench	Trench
						Depth (ft):	7 - 13	6	6	6	6	6	6
		Facility-Wide Cleanup Goals			**USEPA RSL**								
			Resident Receptor										
Chemical (mg/kg)	**BKG**	**National Guard Trainee**	**Resident Child Farmer**	**Resident Adult Farmer**	**Industrial**	**Residential**							
Mercury	0.044	172*	2.27*	16.5*	4.30	1.00	**0.050 J**	ND	ND	ND	**0.052 J**	**0.35**	**0.048 J**

						Sample Type:	Primary	Primary	Primary	Primary	Primary
						Location ID:	75-PTRAP-01	75-PTRAP-02	75-PTRAP-03	75-GRTP-DU1-SB2	75-GRTP-DU1-SB3
						Field Sample ID:	075SB-0010-0001-SO	075SB-0011-0001-SO	075SB-0012-0001-SO	075SB-0008-0001-SO	075SB-0009-0001-SO
						Lab Sample ID:	240-28850-1	240-28850-2	240-28850-3	240-28007-1	240-28007-2
						Sample Date:	9/10/2013	9/10/2013	9/10/2013	8/14/2013	8/14/2013
						Location Type:	Directly Under P-trap	8 inches below P-trap	Directly under flange on discharge pipe	Soil Boring	Soil Boring
						Depth (ft):	0-1	0-1	0-1	5-6	5-6
		Facility-Wide Cleanup Goals			**USEPA RSL**						
			Resident Receptor								
Chemical (mg/kg)	**BKG**	**National Guard Trainee**	**Resident Child Farmer**	**Resident Adult Farmer**	**Industrial**	**Residential**					
Mercury	0.044	172*	2.27*	16.5*	4.30	1.00	**0.210**	**0.220**	**0.210**	ND	**0.0230 J**

Notes:
of a result indicates concentration is greater than a FWCUG.
Bold indicates chemical detected.
All FWCUGs are carcinogenic FWCUGs (Risk), with the exception of the FWCUGs with an asterisk (*).
Asterisk (*) indicates non-carcinogenic FWCUGs (Hazard Quotient = 0.1).
BKG = Background.
DU = Decision Unit.
ft = Feet(foot).
FWCUG = Facility-Wide Cleanup Goal.
ID = Identification
J = Estimated value less than reporting limits.
mg/kg = Milligram per kilogram.
ND = Non-detect.
RSL = Regional Screening Level (USEPA 2014).
U = Non-detected concentration, below detection limit.
UJ = Not detected and reporting limit is estimated.
USEPA = U.S. Environmental Protection Agency.

This page intentionally left blank

Table 5-5: Summary of Analytical Results for Inorganic Chemicals Detected in Wet Sediment Samples Collected in November 2012 at CC RVAAP-75

						Sample Type:	Primary	Duplicate
						Location ID:	75-GRTP-DU2-SS	75-GRTP-DU2-SS
						Field Sample ID:	075SD-0002-0001-SD	075SD-0003-0001-SD
						Lab Sample ID:	240-17467-2	240-17467-4
						Sample Date:	11/9/2012	11/9/2012
						Location Type:	Wet Sediment Outfall Area	Wet Sediment Outfall Area
						Sample Depth (ft):	0-1	0-1
		Facility-Wide Cleanup Goals			**USEPA RSL**			
			Resident Receptor					
Method/Chemicals	**BKG**	**National Guard Trainee**	**Resident Child Farmer**	**Resident Adult Farmer**	**Industrial**	**Residential**		
Aluminum	13,900	3,496*	7,380*	52,923*	99,000	7,700	**12,000 J**	**16,000**
Antimony	0	175*	2.82*	13.6*	41	3.10	**0.21 J**	**0.43 J**
Arsenic	19.5	2.78	0.524	0.425	2.40	0.61	**9.5 J**	**9.0**
Barium	123	351*	1,413*	8,966*	19,000	1,500	**110 J**	**130**
Beryllium	0.38	None	None	None	200	16	**0.89 J**	**1.7 J**
Cadmium	0	10.9	6.41*	22.3*	80.0	7.00	**0.63**	**0.76**
Calcium **	5,510	None	None	None	None	None	**6,400 J**	**50,000 J**
Chromium	18.1	329,763*	8,147*	19,694*	150,000	12,000	**15 J**	**21**
Cobalt	9.1	None	None	None	30.0	2.30	**9.6**	**11**
Copper	27.6	25,638*	311*	2,714*	4,100	310	**17**	**21**
Iron	28,200	184,370*	2,313*	19,010*	72,000	5,500	**20,000**	**19,000**
Lead	27.4	None	None	None	800	400	**22**	**32**
Magnesium **	2760	None	None	None	None	None	**2,800 J**	**5,600 J**
Manganese	1,950	35.1*	293*	1,482*	2,300	180	**2,200 J**	**4,100 J**
Mercury	0.059	172*	2.27*	16.5*	4.30	1.00	**0.47 J**	**1.1 J**
Nickel	17.7	12,639*	155*	1,346*	2,000	150	**21 J**	**21**
Potassium **	1,950	None	None	None	None	None	**1,400 J**	**1,200**
Selenium	1.7	None	None	None	510	39	**1.3 J**	**1.4**
Silver	0	3,105*	38.6*	324*	510	39.0	**1.5**	**2.3**
Sodium **	112	None	None	None	None	None	**75 J**	**310 J**
Thallium	0.89	47.7*	0.612*	4.76*	1.0	0.0078	**0.21 J**	**0.15**
Vanadium	26.1	2,304*	44.9*	156*	510	39	**20 J**	**15**
Zinc	532	187,269*	2,321*	19,659*	31,000	2,300	**140**	**130**

Notes:
Yellow shading of a result indicates concentration is greater than a FWCUG
Bold indicates chemical detected.
All FWCUGs are carcinogenic FWCUGs (10^{-6} Risk), with the exception of the FWCUGs with an asterisk (*)
Asterisk (*) indicates non-carcinogenic FWCUGs (Hazard Quotient = 0.1).

** = Essential nutrient.
µg/kg = Microgram per kilogram.
BKG = Background.
DU = Decision Unit.
ft = Feet.
FWCUG = Facility-Wide Cleanup Goal.
ID = Identification.
J = Estimated value less than reporting limits.
mg/kg = Milligram per kilogram.
NA = Not applicable.
RSL = Regional Screening Level (USEPA 2014).
U = Non-detected concentration, below detection limit.
UJ = Not detected and reporting limit is estimated.
USEPA = U.S. Environmental Protection Agency.

This page intentionally left blank

Table 5-6: Summary of Analytical Results for Organic Chemicals Detected in Wet Sediment Samples Collected in November 2012 at CC RVAAP-75

						Sample Type:	Primary	Duplicate
						Location ID:	75-GRTP-DU2-SS	75-GRTP-DU2-SS
						Field Sample ID:	075SD-0002-0001-SD	075SD-0003-0001-SD
						Lab Sample ID:	240-17467-2	240-17467-4
						Sample Date:	11/9/2012	11/9/2012
						Location Type:	Wet Sediment Outfall Area	Wet Sediment Outfall Area
						Depth (ft):	0-1	0-1
		Facility-Wide Cleanup Goals			**USEPA RSL**			
		National Guard	**Resident Receptor**					
Method/Chemicals	**BKG**	**Trainee**	**Resident Child Farmer**	**Resident Adult Farmer**	**Industrial**	**Residential**		
Volatile Organic Compounds (µg/kg)								
2-Hexanone	None	None	None	None	140,000	21,000	**1.6 J**	ND
Carbon Disulfide	None	None	None	None	370,000	82,000	**1.3 J**	ND
Methylene Chloride	None	None	None	None	310,000	36,000	ND	**4.1 J**
Semivolatile Organic Compounds (µg/kg)								
1,2 Dichlorobenzene	None	None	None	None	980,000	190,000	**140 J**	ND
1,4 Dichlorobenzene	None	None	None	None	12,000	2,400	**50 J**	ND
2-Methylnaphthalene	None	None	None	None	220,000	23,000	**18**	**15**
Acenaphthene	None	None	None	None	3,300,000	340,000	**19**	**14**
Acenaphthylene	None	None	None	None	None	None	**13**	**12**
Anthracene	None	None	None	None	17,000,000	1,700,000	**57 J**	**33 J**
Benzo(a)anthracene	None	4,770	650	221	2,100	150	**230**	**150**
Benzo(a)pyrene	None	477	65	22	210	15	**250**	**160**
Benzo(b)fluoranthene	None	4,770	650	221	2,100	150	**360 J**	**210 J**
Benzo(g,h,i)perylene	None	None	None	None	None	None	**120 J**	**80**
Benzo(k)fluoranthene	None	47,700	6,500	2,210	21,000	1,500	**140 J**	**100**
Benzyl butyl phthalate	None	None	None	None	910,000	260,000	ND	**41 J**
bis(2-Ethylhexyl) Phthalate	None	None	None	None	120,000	35,000	ND	**41 J**
Carbazole	None	None	None	None	None	None	**44 J**	ND
Chrysene	None	None	None	None	210,000	15,000	**270 J**	**160 J**
Dibenzofuran	None	None	None	None	100,000	7,800	**17 J**	**15 J**
Fluoranthene	None	None	None	None	2,200,000	230,000	**510**	**310**
Fluorene	None	None	None	None	2,200,000	230,000	ND	**17**
Indeno(1,2,3-c,d)pyrene	None	4,770	650	221	2,100	150	**120 J**	**77**
Naphthalene	None	None	None	None	18,000	3,600	**18**	**12**
Phenanthrene	None	None	None	None	None	None	**260 J**	**140 J**
Pyrene	None	None	None	None	1,700,000	170,000	**390**	**240**
p,p'-Dichlorodiphenyldichloroethylene	None	None	None	None	5,100	1,400	**13 J**	ND
p,p'-Dichlorodiphenyltrichloroethane	None	None	None	None	7,000	1,700	**29 J**	ND
Tetryl	None	None	None	None	120	12	**0.029 J**	ND

Notes:
Yellow shading of a result indicates concentration is greater than a FWCUG.
Bold indicates chemical detected.
All FWCUGs are carcinogenic FWCUGs (10^{-6} Risk), with the exception of the FWCUGs with an asterisk (*).
Asterisk (*) indicates non-carcinogenic FWCUGs (Hazard Quotient = 0.1).

µg/kg	=	Microgram per kilogram.
BKG	=	Background.
DU	=	Decision Unit.
ft	=	Feet.
FWCUG	=	Facility-Wide Cleanup Goal.
J	=	Estimated value less than reporting limits.
mg/kg	=	Milligrams per kilogram.
ND	=	Non-detect.
RSL	=	Regional Screening Level (USEPA 2014).
USEPA	=	U.S. Environmental Protection Agency.

Table 5-7: Summary of the Analytical Result for Mercury Detected in the Drainage Pipe Deposit Sample Collected in November 2012 at CC RVAAP-75

Sample Type:	Primary
Location ID:	75-GRTP-DU1-SS
Field Sample ID:	075SD-0001-0001-SD
Lab Sample ID:	240-17467-1
Sample Date:	11/9/2012
Location Type:	Deposit within 15-Inch Drainage Pipe
Deposit Depth (ft):	0-1

		Facility-Wide Cleanup Goals[a]			USEPA RSL		
			Resident Receptor				
Chemical (mg/kg)	**BKG**	**National Guard Trainee**	**Resident Child Farmer**	**Resident Adult Farmer**	**Industrial**	**Residential**	
Mercury	0.044	172*	2.27*	16.5*	4.30	1.00	**7.2**

Notes:
(a) Drainage pipe deposit compared to subsurface soil FWCUG for advisory purposes only. Receptors are not exposed to deposits in buried pipes.
Bold indicates chemical detected.
All FWCUGs are carcinogenic FWCUGs (10^{-6} Risk), with the exception of the FWCUGs with an asterisk (*).
Asterisk (*) indicates non-carcinogenic FWCUGs (Hazard Quotient = 0.1).
BKG = Background.
DU = Decision Unit.
ft = Feet.
FWCUG = Facility-Wide Cleanup Goal.
ID = Identification.
mg/kg = Milligram per kilogram.
RSL = Regional Screening Level (USEPA 2014).
USEPA = U.S. Environmental Protection Agency.

This page intentionally left blank

6. EXPOSURE PATHWAYS

6.1 SOIL EXPOSURE AND AIR PATHWAYS

6.1.1 Physical Conditions

The George Road Sewage Treatment Plant is located on Hiram Till glacial deposits. The soil type found at the CR site is the Mahoning silt loam, 2-6 percent slopes (USDA 2010, Figure 1-7). The inferred bedrock formation in the vicinity of the George Road Sewage Treatment Plant is the Pennsylvanian-age Pottsville Formation, Sharon Sandstone Member, informally referred to as the Sharon Conglomerate (Winslow and White 1966). The top of the Sharon Conglomerate bedrock at the George Road Sewage Treatment Plant is estimated to be 950 ft amsl, based on bedrock topography maps (Figure 1-4).

6.1.2 Soil and Air Targets

Current and future human and ecological (animal and plant) receptors may come into contact with surface soil or subsurface soil, if contaminants are present within either DU. Considering the design and location of the floor drain and drainage system through which the mercury would have travelled, any releases to soil would have been to subsurface soil. Potential for exposure to ecological receptors through the soil and air targets is limited.

The historical mercury spill was reportedly released to a closed piping system, which would effectively limit the chance of contact with human and ecological receptors. The estimated timeframe of any releases would result in attenuation of the contaminant in soil. The reported mercury concentrations in the subsurface soil sampled at this AOC were either below the FWCUGs or were non-detect. Based on the Residential Receptor's FWCUG, no potential contamination was identified in the subsurface soil or wet sediment. Mercury is not a potential contaminant at CC RVAAP-75.

Airborne contamination (e.g., windblown dust) and soil gas vapor are not considered a viable migration or exposure pathway at this AOC. However, during the SI activities, ambient air was continuously monitored for mercury vapors using a mercury vapor analyzer in the work zone area. The ambient air within the floor drain and the 15-inch drainage pipe into which the floor drain discharges was also screened using the mercury vapor analyzer prior to beginning any intrusive activities. All readings were non-detect.

The facility is located in a humid climate, and soil moisture content is typically high, which reduces the potential for dust generation. Further, as no organic chemicals were detected in the soil samples, there are no risks associated with organic soil gas vapor emissions.

6.1.3 Soil and Air Pathway Conclusions

The SI analytical results indicate that mercury was not detected above the FWCUGs in any of the subsurface soil collected at CC RVAAP-75. Therefore, the exposure pathways for soil and air are incomplete.

6.2 SURFACE WATER PATHWAY

6.2.1 Hydrological Setting

No surface water samples were collected as part of this SI, as there are no surface waterbodies, perennial streams, or waterways at this AOC. Surface water within the Administration Area occurs intermittently as stormwater runoff overland, through constructed ditches and a limited storm sewer network throughout the area. Sediment within nearby conveyances appears to be dry sediment, as defined by RVAAP guidance, and is not typically inundated for more than 7 days at a time. The wet sediment pathway is discussed in Section 6.3.

Surface water flow may be a migration pathway for potential contamination to leave the CR AOC. Currently, the George Road sanitary sewer trunk line is plugged at MH-O1 (Figure 4-3), upstream from the plant, and at MH-P1. However, infiltrating surface water and groundwater flowing in the drain pipe leading from MH-P1 is directed south toward the outfall area and thereafter to a drainage ditch.

From the outfall area, sanitary sewer discharge flows southeast along a drainage conveyance, exits the facility, and flows beneath State Route 5, approximately 200 ft to the southeast. There are no perennial surface water features in the immediate vicinity of the CR site. The closest perennial feature to receive drainage from the George Road Sewage Treatment Plant site is a tributary to the west branch of the Mahoning River located off of the facility, southeast of site.

6.2.2 Surface Water Targets

There are no perennial streams or surface water bodies located within the George Road Treatment Plant Mercury Spill AOC. Other than the sanitary sewer outfall noted above, there are no observed springs or groundwater discharge points to a surface water body in the immediate vicinity of the George Road Sewage Treatment Plant. Permanent surface water features are not present on the AOC. Therefore, there is no direct exposure pathway for human receptors or ecological targets to surface water at the site.

6.2.3 Surface Water Pathway Conclusions

There are no perennial surface water streams or wetlands in the immediate vicinity of CC RVAAP-75. Surface water flow is not a migration pathway for potential contamination related to the George Road Sewage Treatment Plant Mercury Spill as surface water is not present at the site.

6.3 SEDIMENT PATHWAY

6.3.1 Wet Sediment Characteristics

Wet sediment samples were collected at the outfall area (DU02) of the drainage system. The analytical results from this SI indicate that mercury is present in the wet sediment at DU02 at the

outfall area at concentrations exceeding the background concentration of 0.059 mg/kg; however, the reported concentrations are below the FWCUGs for mercury in soil.

6.3.2 Wet Sediment Targets

The SI analytical results indicate that PAHs, benzo(a)anthracene, benzo(a)pyrene benzo(b)fluoranthene, were detected in the wet sediment samples at concentrations exceeding Resident Receptor FWCUGs at DU02 at the outfall area but these chemicals are not considered to be related to the historical mercury spill at this AOC.

6.3.3 Wet Sediment Pathway Conclusions

Mercury was not identified as a potential contaminant in the wet sediment collected in the outfall area at this AOC.

6.3.4 Drainage Pipe Deposit

The deposit in the 15-inch vitrified clay pipe (drain line) was sampled as part of this SI is not considered to be soil or wet sediment, but was compared to the FWCUG for subsurface soil, as there are no pipe deposit FWCUG.

Mercury was reported in the drainage pipe deposit sample collected from inside the communitor building discharge line (15-inch vitrified clay pipe) that leads to manhole MH-P1 at DU01 at a concentration of 7.2 mg/kg, which is above both the background value (0.044 mg/kg) for subsurface soil and the Resident Receptor FWCUG (2.27 mg/kg) for subsurface soil. The deposits within this 22-ft long, buried 15-inch vitrified clay pipe are not considered to be a potential source of contamination as the pipe is plugged at the terminus to manhole MH-P1 and currently not in use as part of the drainage system. Storm water is also blocked from entering this section of the drainage system. Therefore is no completed exposure pathway for inhalation, ingestion, or dermal contact to humans.

6.4 GROUNDWATER PATHWAY

6.4.1 Hydrogeological Setting

Section 1.4.4 presents the general hydrogeological setting for RVAAP. In April 2011, OHARNG installed two bedrock aquifer wells at the facility within the Sharon Conglomerate for use as an institutional groundwater supply. These potable wells are located near Buildings 1067 and 1068 within the Administration Area, which are approximately 2,000 and 2,550 ft from CC RVAAP-75 AOC, respectively. These groundwater supply wells are used solely for onsite activities and are not used for public distribution, livestock, or commercial groundwater potable supply. There is also one inactive non-potable groundwater supply well just south of Winklepeck Burning Grounds along the east side of George Road, which was formerly used to supply water for environmental restoration activities.

No monitoring wells in the facility-wide network are present at the George Road Sewage Treatment Plant. The nearest facility-wide monitoring wells are FWGmw-015 and FWGmw-016-004, located approximately 2,000 ft southwest of the George Road Sewage Treatment Plant. As no monitoring wells exist in the immediate AOC area, the depth to groundwater beneath the site is unknown and can only be estimated. Based on a review of the drilling logs prepared for this SI, the depth to water below the site is estimated to be between 10 and 15 ft bgs.

Available maps showing the generalized potentiometric surface of the unconsolidated aquifer and Sharon Conglomerate bedrock (SAIC 2011c) indicates the potentiometric surface in the unconsolidated aquifer is higher than the ground surface at the site, or approximately 1,010 ft amsl (Figure 1-9). Ground surface elevation is estimated to be approximately 1,008 ft amsl at DU01 and 990 ft amsl at DU02 (Figure 2-1). Based on the *Final Facility-Wide Groundwater Monitoring Program, RVAAP-66 Facility-Wide Groundwater Annual Report for 2013* (EQM 2014), the generalized potentiometric surface elevation of the Sharon Member bedrock aquifer is estimated to be at 988 ft amsl, as shown in Figure 1-10. The generalized regional groundwater flow direction (both aquifers) in the vicinity is to the southeast toward a tributary of the west branch of the Mahoning River located southeast of the CR site.

6.4.2 Groundwater Targets

Groundwater targets include human receptors that use groundwater for potable water supply, as well as ecological receptors and physical targets (e.g., springs) that may be affected by potential groundwater contamination on or adjacent to the AOC. The water table at CC RVAAP-75 is approximated between 10 and 15 ft bgs. Groundwater in the vicinity of the George Road Sewage Treatment Plant is not currently used by the Army or OHARNG. Future use of groundwater is anticipated at the facility. Future human receptors may be exposed to groundwater.

6.4.3 Groundwater Pathway Conclusion

The results of this SI indicate that the subsurface soil is not contaminated; therefore, soil is not a source of groundwater contamination at this AOC. The groundwater associated with CC RVAAP-75 is being evaluated under the RVAAP-66 Facility-Wide Groundwater.

7. SUMMARY AND CONCLUSIONS

This section provides a summary of the findings and conclusions of this SI conducted by ECC at the CC RVAAP-75 George Road Sewage Treatment Plant Mercury Spill AOC. Subsurface soil, wet sediment, and one sample from the deposit within the drainage pipe were sampled as part of this SI. There are no wetlands, streams, or surface water located within the George Road Sewage Treatment Plant Mercury Spill AOC. Groundwater associated with CC RVAAP-75 is currently being addressed separately under the RVAAP-66 Facility-Wide Groundwater.

The reported mercury spill (a 1 pint jar of elemental mercury) was reported during interviews conducted during the HRR to have occurred within the comminutor building and entered into the floor drain and drainage system. Therefore, only subsurface soil beneath and alongside of the drainage pipes, wet sediment at the outfall and the deposit within the 15-inch drainage pipe were sampled as part of this SI, as potential locations that may have been impacted by the mercury spill.

The following media samples were collected during this SI:

- Five subsurface soil samples were collected from beneath the 15-inch drain line leading from the comminutor building floor drain. These subsurface soil samples were collected between 5 and 6 ft bgs.

- Three subsurface soil samples were collected from beneath the floor drain's P-trap and discharge pipe associated with the floor drain inside the comminutor building into which the mercury reportedly spilled (SAIC 2011a).

- Two subsurface soil samples were collected from two soil borings located on either side of the 4-inch discharge pipe which runs from the floor drain P-trap inside the comminutor building to the 15-inch vitrified clay drain pipe. These samples were collected between 5 and 6 bgs.

- One deep subsurface soil sample was collected at depth of 7-13 ft bgs to inspect the soil to 13 ft bgs.

- One wet sediment sample was collected from the discharge location of the drainage outfall area in order to inspect the terminus area of the drainage system. The wet sediments within the discharge outfall area were analyzed for mercury.

- One discrete sample was collected of the drainage pipe deposit located within the 15-inch drain pipe. The deposit was sampled from the northeastern corner of the comminutor building.

Additionally, in order to determine the flow path of the mercury spill and the condition of the drainage system leading from the comminutor building, two video camera inspections were conducted as part of this SI.

7.1 SUMMARY OF RESULTS

The SI results are summarized for CC RVAAP-75 George Road Sewage Treatment Plant Mercury Spill as follows:

Subsurface Soil

- One SRC (mercury) was identified in the subsurface soil samples collected beneath the 15-inch vitrified clay pipe (drain line), beneath the floor drain P-trap, and beneath and adjacent to the 4-inch cast iron pipe.

- Mercury was not detected in concentrations exceeding the Resident Receptor FWCUG in any of the subsurface soil samples collected at this AOC. Mercury was not identified as a potential contaminant in the subsurface soil.

- The reported concentration of mercury (0.05 mg/kg) in the deepest subsurface soil sample collected between 7 and 13 ft bgs is less than the maximum contaminant level for protection of groundwater (0.1 mg/kg). Therefore, mercury is not considered a potential source for groundwater contamination at this AOC.

Wet Sediment

- SRCs were identified in the DU02 outfall area wet sediment samples as follows: 3 VOCs (2-hexanone, carbon disulfide, and methylene chloride); 22 SVOCs, primarily PAH compounds; 2 pesticides (p,p-DDE and p,p-DDT), 1 explosive (tetryl), and 13 metals including mercury.

- Three metals (aluminum, cobalt, and manganese) were reported in the wet sediment samples collected at DU02 outfall area. Aluminum and manganese were reported at concentrations exceeding the background concentrations and respective Resident Receptor FWCUG. Cobalt was reported greater than the background concentration; however, no FWCUG has been established for this chemical. These inorganic chemicals were not related to the elemental mercury spill at CC RVAAP-75 and were not identified as potential contaminants in the wet sediments collected from the outfall area.

- Three SVOCs (benzo[a]anthracene, benzo[a]pyrene, and benzo[b]fluoranthene) were reported in one of the two wet sediment samples and one SVOC, benzo[a]pyrene, was reported in only the second wet sediment sample collected at the outfall area (DU02) at concentrations exceeding the Resident Receptor FWCUG.

- The PAH compounds and metals reported in the two wet sediment samples collected from the outfall area are expected to be present at the active outfall area. The outfall area is the current terminus for the storm sewer network, receiving runoff from surrounding areas including rail beds, parking lots, and roads that contain PAH compounds. The active outfall area also potentially receives inorganic chemicals from mineral scaling deposits and metal pipe debris that may have accumulated in the sanitary and storm sewer

pipes over time (SAIC 2012). These chemicals are not related to the spill of mercury at the George Road Sewage Treatment Plant. These organic and inorganic chemicals were not identified as potential contaminants in the wet sediments collected from the drainage outfall area.

Drainage Pipe Deposit

- One mercury sample was reported at 7.2 milligrams per kilogram [mg/kg] at DU01 in the drainage pipe deposit sample collected from inside the 15-inch vitrified clay pipe (drain line). Mercury was identified as an SRC, because it exceeded the background value of 0.044 mg/kg. Mercury also exceeded the Resident Receptor FWCUG (2.27 mg/kg) for soil. The mercury level was compared to the Resident Receptor FWCUG for soil, as there are no criteria for a drainage pipe deposit.

The conclusions of this SI are as follows:

- No organic or inorganic potential contaminants were identified in the subsurface soil or wet sediment sampled at this AOC.

- Mercury was reported at a concentration 7.2 mg/kg on the drainage pipe deposit sample located within the 15-inch vitrified clay pipe (drain line) that exceeds the Resident Receptor FWCUG (2.27 mg/kg). However, the mercury within the drainage deposit sample collected from within the enclosed 15-inch vitrified clay pipe (drain line) is not subsurface soil and is not a potential source of contamination to the environment, since there is no complete exposure pathway. This is supported by the following lines of evidence:

    1. The end of the drain line is plugged with concrete (at the junction with manhole MH-P1) preventing migration of the drainage pipe deposit, and this line is no longer used for drainage.

    2. The SI sampling results of the subsurface soil surrounding and beneath the 15-inch vitrified clay pipe (drain line) do not contain any potential contamination from the estimated 0.5 grams of mercury contained in the drainage pipe deposit.

- The results of this SI indicate that the subsurface soil is not contaminated; therefore, soil is not a source of groundwater contamination at this AOC. Groundwater associated with CC RVAAP-75 is currently being addressed separately under the RVAAP-66 Facility-Wide Groundwater.

- Removal of the drainage pipe, concrete plug, and all contents within will be addressed separately under the RVAAP-67 Facility-Wide Sewers.

The results of this SI indicate that NFA is warranted at CC RVAAP-75 George Road Sewage Treatment Plant Mercury Spill.

This page intentionally left blank

8. REFERENCES

Army Base Realignment and Closure Office. 2009. *Installation Hazardous Waste Management Plan for RVAAP*. August.

Environmental Chemical Corporation (ECC). 2012. *Final Site Inspection and Remedial Investigation Work Plan at Compliance Restoration Sites (Revision 0), Ravenna Army Ammunition Plant Ravenna, Ohio* . October.

Environmental Quality Management, Inc. 2013. *Final Facility-Wide Groundwater Monitoring Program RVAAP-66 Facility-Wide Groundwater*. October.

Gage, B., D.H. O'Dowd, and P. Williams. 2001. *Biological Iron And Manganese Removal, Pilot and Full Scale Applications. Ontario Water Works Association*. May.

Kammer, H.W. 1982. *A Hydrologic Study of the Ravenna Arsenal, Eastern Portage and Western Trumbull Counties, Ohio. Master's Thesis, Kent State University.*

Ohio Army National Guard (OHARNG). 2008. *Final Integrated Natural Resources Management Plan and Environmental Assessment for the Ravenna Training and Logistics Site and the Ravenna Army Ammunition Plant, Portage and Trumbull Counties, Ohio, Plan Period FY 2002–2007*. March.

Ohio Environmental Protection Agency (Ohio EPA). 2004. *Director's Final Findings and Orders for RVAAP*. June.

Olin Ordinance, Inc. 1993. *Final Installation Action Plan, Ravenna Army Ammunition Plant-FY 1993*. January.

Science Applications International Corporation (SAIC). 1996. *Preliminary Assessment for the Characterization of Areas of Contamination, Ravenna Army Ammunition Plant, Ravenna, Ohio*. Prepared for the US Army Corps of Engineers, Louisville District. February.

SAIC. 2008. *Project Management Plan for the 2008 Performance-Based Acquisition of Environmental Investigation and Remediation, Revision 0 Ravenna Army Ammunition Plant, Ravenna, Ohio*. December.

SAIC. 2010. *Facility-Wide Human Health Cleanup Goals for the Ravenna Army Ammunition Plant. Ravenna, Ohio*. March.

SAIC. 2011a. *Final Historical Records Review Report for the 2010 Phase I Remedial Investigation Services at Compliance Restoration Sites (9 Areas of Concern), Revision 0, at the Ravenna Army Ammunition Plant, Ravenna, Ohio*. December.

SAIC. 2011b. *Facility-Wide Sampling and Analysis Plan for Environmental Investigations at the Ravenna Army Ammunition Plant. Ravenna, Ohio*. February.

SAIC. 2011c. *Facility-Wide Field Sampling Plan for Environmental Investigations at the Ravenna Army Ammunition Plant, Ravenna, Ohio.* February.

SAIC. 2012. *Draft Remedial Investigation/Feasibility Study Report for RVAAP-67 Facility-Wide Sewers, Volumes 1-5.* September.

U.S. Army Corps of Engineers (USACE). 1998. *Phase I Remedial Investigation Report of High Priority Areas of Concern at the Ravenna Army Ammunition Plant, Ravenna Ohio.* February.

USACE. 2001. *Facility-Wide Sampling and Analysis Plan for Environmental Investigations at the Ravenna Army Ammunition Plant, Ravenna, Ohio.* March.

USACE. 2005. *RVAAP's Facility Wide Human Health Risk Assessors Manual*. December

USACE. 2009. *Position Paper for the Application and Use of Facility-Wide Cleanup Goals, Ravenna Army Ammunition Plant, Ravenna, Ohio.* June.

USACE. 2013. *Final Technical Memorandum for Land Uses and Facility-Wide Cleanup Goals.* September.

U.S. Army Toxic and Hazardous Materials Agency. 1978. *Installation Assessment of Ravenna Army Ammunition Plant, Records Evaluation Report No. 132*. November.

U.S. Department of Agriculture (USDA). 1978. *Soil Survey of Portage County*, Ohio.

USDA. 2010. *Soil Map of Portage County, Version 4*. Website: www.websoilsurvey.nrcs.usda.gov. January.

U.S. Environmental Protection Agency (USEPA). 1989. *Risk Assessment Guidance for Superfund, Volume 1: Human Health Evaluation Manual (Part A).* December.

USEPA. 1992. *Interim Final Guidance for Performing Sis under the Comprehensive Environmental Response, Compensation, and Liability Act (CERCLA).* September.

USEPA. 1999. *Improving Site Assessment: Abbreviated Preliminary Assessments*. October

USEPA. 2006. *Inorganic Contaminant Accumulation in Potable Water Distribution Systems.* Office of Water and Office of Groundwater and Drinking Water. December. http://www.epa.gov/safewater/disinfection/tcr/index.html.

USEPA. 2013. *Technical Factsheet on Polycyclic Aromatic Hydrocarbons.* http://www.epa.gov/ogwdw/pdfs/factsheets/soc/tech/pahs.pdf.

USEPA. 2014. Regional Screening Levels. Screening Levels for Chemical Contaminants. November. http://www.epa.gov/region9/superfund/prg/.

U.S. Geological Survey. 1968. *Mineral Resources of the Appalachian Region*, U.S. Geological Survey Professional Paper 580.

Vista Sciences Corporation (Vista). 2012. *Submission Format Guidelines, Ravenna Army Ammunition Plant, Version 20*. March.

Winslow, J.D., and G.W. White. 1966. *Geology and Ground-water Resources of Portage County, Ohio.* U.S. Geological Survey Professional Paper 511.

This page intentionally left blank

APPENDIX A

HISTORICAL AERIAL PHOTOGRAPHS

This page intentionally left blank.

NOTES & SOURCES

Map Coordinates: WGS 84, UTM Zone 17N in Meters
Base map data and Aerial Photographs from SAIC

Site Location

N

0 200 400 Feet

U.S. ARMY CORPS OF ENGINEERS
LOUISVILLE DISTRICT, KENTUCKY

Figure A-1
CC RVAAP-75
George Road Sewage Treatment Plant
1940 Historical Aerial Photograph
Former Ravenna Army Ammunition Plant
Portage and Trumbull Counties, Ohio

NOTES & SOURCES

Map Coordinates: WGS 84, UTM Zone 17N in Meters
Base map data and Aerial Photographs from SAIC

Site Location

N

0 200 400 Feet

U.S. ARMY CORPS OF ENGINEERS
LOUISVILLE DISTRICT, KENTUCKY

Figure A-2
CC RVAAP-75
George Road Sewage Treatment Plant
1952 Historical Aerial Photograph
Former Ravenna Army Ammunition Plant
Portage and Trumbull Counties, Ohio

NOTES & SOURCES

Map Coordinates: WGS 84, UTM Zone 17N in Meters
Base map data and Aerial Photographs from SAIC

Site Location

N

0 200 400 Feet

U.S. ARMY CORPS OF ENGINEERS
LOUISVILLE DISTRICT, KENTUCKY

Figure A-3
CC RVAAP-75
George Road Sewage Treatment Plant
1966 Historical Aerial Photograph
Former Ravenna Army Ammunition Plant
Portage and Trumbull Counties, Ohio

NOTES & SOURCES

Map Coordinates: WGS 84, UTM Zone 17N in Meters
Base map data and Aerial Photographs from SAIC

Site Location

N

0 200 400 Feet

U.S. ARMY CORPS OF ENGINEERS
LOUISVILLE DISTRICT, KENTUCKY

Figure A-4
CC RVAAP-75
George Road Sewage Treatment Plant
1985 Historical Aerial Photograph
Former Ravenna Army Ammunition Plant
Portage and Trumbull Counties, Ohio

NOTES & SOURCES

Map Coordinates: WGS 84, UTM Zone 17N in Meters
Base map data and Aerial Photographs from SAIC

Site Location

N

0 200 400 Feet

U.S. ARMY CORPS OF ENGINEERS
LOUISVILLE DISTRICT, KENTUCKY

Figure A-5
CC RVAAP-75
George Road Sewage Treatment Plant
1997 Historical Aerial Photograph
Former Ravenna Army Ammunition Plant
Portage and Trumbull Counties, Ohio

NOTES & SOURCES

Map Coordinates: WGS 84, UTM Zone 17N in Meters
Base map data and Aerial Photographs from SAIC

Site Location

N

0 200 400
Feet

U.S. ARMY CORPS OF ENGINEERS
LOUISVILLE DISTRICT, KENTUCKY

Figure A-6
CC RVAAP-75
George Road Sewage Treatment Plant
2009 Historical Aerial Photograph
Former Ravenna Army Ammunition Plant
Portage and Trumbull Counties, Ohio

ECC GIS Server F:\Projects\Ravenna\MapDocuments\SI_RPT\CC75\SI75_AppA_Aerials.mxd

APPENDIX B

FIELD ACTIVITY FORMS

This page intentionally left blank.

FIELD LOG FORM

SUBSURFACE SOIL SAMPLING

2011 PBA ENVIRONMENTAL INVESTIGATION AND REMEDIATION AT 14 CR SITES

USACE Contract No. W91QR-04-D-0039

Ravenna Army Ammunition Plant, Ravenna, Ohio

CR Site No. CC-RVAAP-78 **CR Site Name:** George Road

Decision Unit: DU-1 **Building No.** Communication Bldg **Vertical Geoprobe No.** SB 1

Subsurface Sample Type: ☐ Horizontal ISM ☐ Vertical ISM ☑ Discrete ☒ Composite

Sample Date: 4 DEC 12 **Time:** 2:25 pm **Weather:** PC 50s

Subsurface Sample ID: 0755B-6001-0001-SO 7-13' BSG

Duplicate Sample ID: _____

Tube A Time 2:15 **Interval Drilled (ft bgs) :** 1-4 **Recovery (ft/in):** 48"

Tube B Time 2:20 **Interval Drilled (ft bgs) :** 4-7 **Recovery (ft/in):** 48"

Tube C Time 2:25 **Interval Drilled (ft bgs) :** 7-13 **Recovery (ft/in):** 48"

Field Samplers: AM, RW, TH

Subcontractor (Name/Company): Brusent

Remarks: SAMPLED AT 10" SILTY SAND SEAM

Laboratory Analysis:

☐ VOC ☐ TAL METALS ☐ SVOCs ☐ EXPLOSIVES ☐ TPH GRO/DRO ☐ PCBs ☐ PROPELLANTS ☒ MERCURY

☐ FULL SUITE (VOCs, SVOCs, TAL Metals, Explosives, Propellants, PCBs, Pesticides)

☐ MS/MSD Sample Collected

RECORDED BY: _____ (Signature) **DATE:** 4 DEC 12

FIELD LOG FORM

SUBSURFACE SOIL SAMPLING

2011 PBA ENVIRONMENTAL INVESTIGATION AND REMEDIATION AT 14 CR SITES

USACE Contract No. W91QR-04-D-0039

Ravenna Army Ammunition Plant, Ravenna, Ohio

CR Site No. CC-RVAAP- 75 **CR Site Name:** George Rd STP

Decision Unit: 1 **Building No.** _____ **Vertical Geoprobe No.** SB-2

Subsurface Sample Type: ☐ Horizontal ISM ☐ Vertical ISM ☒ Discrete ☐ Composite

Sample Date: 8/14/13 **Time:** 0958 **Weather:** 62° PL Cldy

Subsurface Sample ID: 075SB-0008-0001-SO

Duplicate Sample ID: NA

Tube A Time 0947 **Interval Drilled (ft bgs) :** 0-5 **Recovery (ft/in):** 100 %

Tube B Time 0949 **Interval Drilled (ft bgs) :** 5-6 **Recovery (ft/in):** 100 %

Tube C Time _____ **Interval Drilled (ft bgs) :** _____ **Recovery (ft/in):** _____

Field Samplers: RW, CG

Subcontractor (Name/Company): Fronz (driller)

Remarks: _____

Laboratory Analysis: ☒ mercury

☐ VOC ☐ TAL METALS ☐ SVOCs ☐ EXPLOSIVES ☐ TPH GRO/DRO ☐ PCBs ☐ PROPELLANTS

☐ FULL SUITE (VOCs, SVOCs, TAL Metals, Explosives, Propellants, PCBs, Pesticides)

☐ MS/MSD Sample Collected

☐ QA Sample Collected

RECORDED BY: _____ (Signature) **DATE:** 8/14/13

FIELD LOG FORM

SUBSURFACE SOIL SAMPLING

2011 PBA ENVIRONMENTAL INVESTIGATION AND REMEDIATION AT 14 CR SITES

USACE Contract No. W91QR-04-D-0039

Ravenna Army Ammunition Plant, Ravenna, Ohio

CR Site No. CC-RVAAP- 75 **CR Site Name:** George Rd STP

Decision Unit: 1 **Building No.** _____ **Vertical Geoprobe No.** SB-3

Subsurface Sample Type: ☐ Horizontal ISM ☐ Vertical ISM ☒ Discrete ☐ Composite

Sample Date: 8/14/13 **Time:** 1010 **Weather:** 62° pt. Cldy

Subsurface Sample ID: 075SB-0009-0001-SO

Duplicate Sample ID: NA

Tube A Time 0957 **Interval Drilled (ft bgs) :** 0-5 **Recovery (ft/in):** 100 %

Tube B Time 0959 **Interval Drilled (ft bgs) :** 5-8 **Recovery (ft/in):** 100

Tube C Time _____ **Interval Drilled (ft bgs) :** _____ **Recovery (ft/in):** _____

Field Samplers: RW, CG

Subcontractor (Name/Company): Franz (drillers)

Remarks: NA

Laboratory Analysis: ☒ mercury

☐ VOC ☐ TAL METALS ☐ SVOCs ☐ EXPLOSIVES ☐ TPH GRO/DRO ☐ PCBs ☐ PROPELLANTS

☐ FULL SUITE (VOCs, SVOCs, TAL Metals, Explosives, Propellants, PCBs, Pesticides)

☐ MS/MSD Sample Collected

☐ QA Sample Collected

RECORDED BY: _____ (Signature) **DATE:** 8/14/13

FIELD LOG FORM

SEDIMENT SOIL SAMPLING

2011 PBA ENVIRONMENTAL INVESTIGATION AND REMEDIATION AT 14 CR SITES

USACE Contract No. W91QR-04-D-0039

Ravenna Army Ammunition Plant, Ravenna, Ohio

CR Site No. CC-RVAAP-75 **CR Site Name:** G BORGES RO, TREAT. PLANT

Decision Unit: 01 **Building No.** COMMUNITOR BLD DRAIN PIPE

Sample Type: ☒ Discrete ☐ Composite

Sample Date: 11-9-12 **Time:** 1415 **Weather:** PTLY, COOL 40's

Sediment Sample ID: 07550-0001-0001-SD

Duplicate Sample ID: _____

Field Samplers: TH, AM, FR

Subcontractor (Name/Company): —

Remarks: _____

Laboratory Analysis:

☐ VOC ☐ TAL METALS ☐ SVOCs ☐ EXPLOSIVES ☐ TPH GRO/DRO ☐ PCBs ☐ PROPELLANTS ☒ MERCURY

☐ FULL SUITE (VOCs, SVOCs, TAL Metals, Explosives, Propellants, PCBs, Pesticides)

☐ MS/MSD Sample Collected

RECORDED BY: Jeff Dawson (Signature) **DATE:** 11-9-12

FIELD LOG FORM

SEDIMENT SOIL SAMPLING

2011 PBA ENVIRONMENTAL INVESTIGATION AND REMEDIATION AT 14 CR SITES

USACE Contract No. W91QR-04-D-0039

Ravenna Army Ammunition Plant, Ravenna, Ohio

CR Site No. CC-RVAAP-25 **CR Site Name:** GEO. ROAD TREATMENT PLANT

Decision Unit: 02 **Building No.** OUTFALL #2 HEADWALL

Sample Type: ☒ Discrete ☐ Composite

Sample Date: 11-9-12 **Time:** 1400 **Weather:** PTLY. CLOUDY - 40's

Sediment Sample ID: 07550-0002-0001-SD

Duplicate Sample ID: 07550-0003-0001-SD

Field Samplers: TH, AM

Subcontractor (Name/Company): —

Remarks:

Laboratory Analysis:

☐ VOC ☐ TAL METALS ☐ SVOCs ☐ EXPLOSIVES ☐ TPH GRO/DRO ☐ PCBs ☐ PROPELLANTS ☒ MERCURY

☒ FULL SUITE (VOCs, SVOCs, TAL Metals, Explosives, Propellants, PCBs, Pesticides)

☒ MS/MSD Sample Collected 07550-0002-0002-SD

RECORDED BY: [signature] (Signature) **DATE:** 11-9-12

FIELD LOG FORM

SUBSURFACE SOIL SAMPLING

2011 PBA ENVIRONMENTAL INVESTIGATION AND REMEDIATION AT 14 CR SITES

USACE Contract No. W91QR-04-D-0039

Ravenna Army Ammunition Plant, Ravenna, Ohio

CR Site No. CC-RVAAP-75 **CR Site Name:** GRO. ROAD TREAT PLANT

Decision Unit: 01 **Building No.** COMMUNITY BLD DRAIN PIPE TRENCH SAMPLES **Vertical Geoprobe No.** NA

Sample Date: 12-6-12 **Time:** 1400 **Weather:** PTLY CLOUDY -40's

Subsurface Sample ID: 075TR-0002-0001-SO
075TR-0004-0001-SO
075TR-0005-0001-SO
075TR-0006-0001-SO
075TR-0007-0001-SO

Duplicate Sample ID: 075TR-0003-0001-SO

Field Samplers: JD

Subcontractor (Name/Company):

Remarks: "TR" = SAMPLE COLL. FROM TRENCH ALONG DRAIN PIPE APPROX 5-6 FT BGS

Laboratory Analysis:

☐ VOC ☐ TAL METALS ☐ SVOCs ☐ EXPLOSIVES ☐ PCBs ☐ PROPELLANTS ☒ MERCURY

☐ FULL SUITE (VOCs, SVOCs, TAL Metals, Explosives, Propellants, PCBs, Pesticides)

☐ MS/MSD Sample Collected

RECORDED BY: [signature] (Signature) **DATE:** 12-6-12

FIELD LOG FORM

SUBSURFACE SOIL SAMPLING

2011 PBA ENVIRONMENTAL INVESTIGATION AND REMEDIATION AT 14 CR SITES

USACE Contract No. W91QR-04-D-0039

Ravenna Army Ammunition Plant, Ravenna, Ohio

CR Site No. CC-RVAAP-75 **CR Site Name:** GEORGE RD. STP

Decision Unit: DU01 **Building No.** COMMUNITION **Vertical Geoprobe No.** NA

Subsurface Sample Type: ☐ Horizontal ISM ☐ Vertical ISM ☒ Discrete ☐ Composite

Sample Date: 9/10/13 **Time:** 1300 **Weather:** SUNNY - HOT, 80'S

Subsurface Sample ID: 0755B-0010-0001-SO

Duplicate Sample ID: —

Tube A Time / **Interval Drilled (ft bgs) :** / **Recovery (ft/in):** /

Tube B Time / **Interval Drilled (ft bgs) :** / **Recovery (ft/in):** /

Tube C Time / **Interval Drilled (ft bgs) :** / **Recovery (ft/in):** /

Field Samplers: J. DONOVAN

Subcontractor (Name/Company): —

Remarks: HAND EXCAVATED - P TRAP 1 SAMPLE

Laboratory Analysis:

☒ MERCURY

☐ VOC ☐ TAL METALS ☐ SVOCs ☐ EXPLOSIVES ☐ TPH GRO/DRO ☐ PCBs ☐ PROPELLANTS

☐ FULL SUITE (VOCs, SVOCs, TAL Metals, Explosives, Propellants, PCBs, Pesticides)

☐ MS/MSD Sample Collected

☐ QA Sample Collected

RECORDED BY: [signature] **DATE:** 9/10/13

(Signature)

FIELD LOG FORM

SUBSURFACE SOIL SAMPLING

2011 PBA ENVIRONMENTAL INVESTIGATION AND REMEDIATION AT 14 CR SITES

USACE Contract No. W91QR-04-D-0039

Ravenna Army Ammunition Plant, Ravenna, Ohio

CR Site No. CC-RVAAP-75 **CR Site Name:** GEORGE RD. STP

Decision Unit: DU01 **Building No.** COMMUNITION **Vertical Geoprobe No.** NA

Subsurface Sample Type: ☐ Horizontal ISM ☐ Vertical ISM ☒ Discrete ☐ Composite

Sample Date: 9/10/13 **Time:** 1315 **Weather:** SUNNY - HOT, 80'S

Subsurface Sample ID: 07558-0011-0001-SO

Duplicate Sample ID: —

Tube A Time ____ **Interval Drilled (ft bgs) :** ____ **Recovery (ft/in):** ____

Tube B Time ____ **Interval Drilled (ft bgs) :** ____ **Recovery (ft/in):** ____

Tube C Time ____ **Interval Drilled (ft bgs) :** ____ **Recovery (ft/in):** ____

Field Samplers: J. DONOVAN

Subcontractor (Name/Company): —

Remarks: HAND EXCAVATED P TRAP 2 SAMPLE

Laboratory Analysis:

☐ VOC ☐ TAL METALS ☒ MERCURY ☐ SVOCs ☐ EXPLOSIVES ☐ TPH GRO/DRO ☐ PCBs ☐ PROPELLANTS

☐ FULL SUITE (VOCs, SVOCs, TAL Metals, Explosives, Propellants, PCBs, Pesticides)

☐ MS/MSD Sample Collected

☐ QA Sample Collected

RECORDED BY: [signature] **DATE:** 9/10/13

(Signature)

FIELD LOG FORM

SUBSURFACE SOIL SAMPLING

2011 PBA ENVIRONMENTAL INVESTIGATION AND REMEDIATION AT 14 CR SITES

USACE Contract No. W91QR-04-D-0039

Ravenna Army Ammunition Plant, Ravenna, Ohio

CR Site No. CC-RVAAP-75 **CR Site Name:** GEORGE RD. STP

Decision Unit: DU01 **Building No.** COMMUNITY **Vertical Geoprobe No.** NA

Subsurface Sample Type: ☐ Horizontal ISM ☐ Vertical ISM ☒ Discrete ☐ Composite

Sample Date: 9/10/13 **Time:** 1330 **Weather:** SUNNY - HOT, 80'S

Subsurface Sample ID: 075SB-0012-0001-SO

Duplicate Sample ID: _____

Tube A Time _____ **Interval Drilled (ft bgs) :** _____ **Recovery (ft/in):** _____

Tube B Time _____ **Interval Drilled (ft bgs) :** _____ **Recovery (ft/in):** _____

Tube C Time _____ **Interval Drilled (ft bgs) :** _____ **Recovery (ft/in):** _____

Field Samplers: J. DONOVAN

Subcontractor (Name/Company): —

Remarks: HAND EXCAVATED P-TRAP 3 SAMPLE

Laboratory Analysis:

☐ VOC ☐ TAL METALS ☒ MERCURY ☐ SVOCs ☐ EXPLOSIVES ☐ TPH GRO/DRO ☐ PCBs ☐ PROPELLANTS

☐ FULL SUITE (VOCs, SVOCs, TAL Metals, Explosives, Propellants, PCBs, Pesticides)

☐ MS/MSD Sample Collected

☐ QA Sample Collected

RECORDED BY: [signature] **DATE:** 9/10/13

(Signature)

Vision Integrity Results	ECC	DAILY SAFETY MEETING SIGN-IN SHEET

Date: 11-9-12 Project Name/Location: Ravenna AAP, Ravenna, OH

Company: ECC Person Conducting Briefing: JEFF DONOVAN

1. AWARENESS (e.g., special EHS concerns, pollution prevention, recent incidents, etc.):

- watch for deer while Driving
- obey Base speed limits
- stay hydrated

2. OTHER ISSUES (HASP changes, new AHAs, attendee comments, etc.):

- while extracting sample core probe, lift with your legs

3. DISCUSSION OF DAILY ACTIVITIES/TASKS AND SAFETY MEASURES TO BE USED:

CONTINUE IS SURFACE SOIL SAMPLING

4. ATTENDEES (Print Name):

1. JEFF DONOVAN	2.
3. Fred Roche	4.
5. David Compev	6.
7. Amanda Miller	8.
9.	10.
11.	12.
13.	14.
15.	16.
17.	18.
19.	20.
21.	22.
23.	24.
25.	26.
27.	28.
29.	30.

Vision Integrity Results	ECC	DAILY SAFETY MEETING SIGN-IN SHEET

Date: 12-4-12 Project Name/Location: Ravenna AAP, Ravenna, OH
Company: ECC Person Conducting Briefing: JEFF DONOVAN

1. AWARENESS (e.g., special EHS concerns, pollution prevention, recent incidents, etc.):

VEHICLE TRAFFIC
WORKING AROUND DRILL RIG
TRIPS + FALLS
LIFT W/ YOUR LEGS

2. OTHER ISSUES (HASP changes, new AHAs, attendee comments, etc.):

NO NEW ISSUES

3. DISCUSSION OF DAILY ACTIVITIES/TASKS AND SAFETY MEASURES TO BE USED:

CONTINUE W/ SUBSURFACE SOIL SAMPLING AT UST'S, START AT RV-4 AT BLD 1026.

4. ATTENDEES (Print Name):

1. JEFF DONOVAN	2. Joe Teter
3. Joe Henley	4. Roxann Williams
5. AMANDA Miller	6. TOMAS HERNANDEZ Jr
7. T. SCOTT KELLY	8. ERIC CHENG
9. David Comecu	10.
11.	12.
13.	14.
15.	16.
17.	18.
19.	20.
21.	22.
23.	24.
25.	26.
27.	28.
29.	30.

Vision Integrity Results	ECC	DAILY SAFETY MEETING SIGN-IN SHEET

Date: 12-6-12 Project Name/Location: Ravenna AAP, Ravenna, OH

Company: ECC Person Conducting Briefing: JEFF DONOVAN

1. AWARENESS (e.g., special EHS concerns, pollution prevention, recent incidents, etc.):

MOVING VEHICLES
WORKING AROUND BALL MILL
TRIPS & FALLS

2. OTHER ISSUES (HASP changes, new AHAs, attendee comments, etc.):

NO NEW ISSUES

3. DISCUSSION OF DAILY ACTIVITIES/TASKS AND SAFETY MEASURES TO BE USED:

WILL CONT. WITH SAMPLING AT
RV-46 DEPOT AREA AND BOLTON MANOR + PAINT
CAN AREA

4. ATTENDEES (Print Name):

1. JEFF DONOVAN	2. TOMAS HERNANDEZ JR.
3. Roxann Williams	4. AMANDA MILLER
5. [illegible] RICK SHANKS	6. Joe Tater
7. DAVID COMEAU	8.
9.	10.
11.	12.
13.	14.
15.	16.
17.	18.
19.	20.
21.	22.
23.	24.
25.	26.
27.	28.
29.	30.

Vision Integrity Results	ECC	DAILY SAFETY MEETING SIGN-IN SHEET

Date: 8/14/13 Project Name/Location: Ravenna AAP, Ravenna, OH

Company: ECC Person Conducting Briefing: Jeff Donovan

1. AWARENESS (e.g., special EHS concerns, pollution prevention, recent incidents, etc.):

Vehicle Awareness – Speed Limit on Base

Lifting Coolers, sampling equipment, lift with your legs

Level D PPE unless upgraded due to site conditions

Use caution when working around drill rig

2. OTHER ISSUES (HASP changes, new AHAs, attendee comments, etc.):

- check for ticks often.
- watch your footing, uneven ground

3. DISCUSSION OF DAILY ACTIVITIES/TASKS AND SAFETY MEASURES TO BE USED:

CONTINUE SAMPLING AT CU 83 AND CU 74
LOCATE SURVEY POINTS

4. ATTENDEES (Print Name):

1. Jeff Donovan	2. [illegible]
3. Catherine Guido	4. Ryan Williams
5. Al Fastenau	6. Zach Noble
7. [illegible]	8. David Compau
9. DAN TOWNSEND	10. [illegible]
11. MIKE MCMAHON	12. Michael W. McMahon
13.	14.
15.	16.
17.	18.
19.	20.
21.	22.
23.	24.
25.	26.
27.	28.
29.	30.

Vision Integrity Results	ECC	DAILY SAFETY MEETING SIGN-IN SHEET

Date: 9-10-13 Project Name/Location: RAVENNA/CC 75
Company: ECC Person Conducting Briefing: J. Donovan

1. AWARENESS (e.g., special EHS concerns, pollution prevention, recent incidents, etc.):

BASE TRAFFIC
NO CELL PHONE WHILE DRIVING
BE AWARE WHILE CUTTING CONC. FLOOR

2. OTHER ISSUES (HASP changes, new AHAs, attendee comments, etc.):

NO NEW AHA'S, HASP CHANGE

3. DISCUSSION OF DAILY ACTIVITIES/TASKS AND SAFETY MEASURES TO BE USED:

WILL SAWCUT CONC. FLOOR IN COMMUNITOR BLD TO ACCESS
P-TRAP DRAIN FOR SOIL SAMPLING

4. ATTENDEES (Print Name):

1. Jeff Donovan	2.
3. TODD LADUVEN (CUYAHOGA CONC.)	4.
5.	6.
7.	8.
9.	10.
11.	12.
13.	14.
15.	16.
17.	18.
19.	20.
21.	22.
23.	24.
25.	26.
27.	28.
29.	30.

11-8-12

1635 LAB COURIER PICKS UP SAMPLES.

1650 D. COMEAU / E. ROCHE LV FOR FEDEX TO SHIP ASBESTOS SAMPLES TO EMSL LABS.

1530 PRUDENT OFF SITE. T. HERNANDEZ WILL NOT BE BACK ON SITE UNTIL 11/12/12.

1730 J. VONDUSH OFF SITE DOOR TO 1036 LOCKED.

11-9-12 RAVENNA

0900 ECC + A. MILLER FROM PRUDENT AT BLD 1036. ACCIDENT ON RT 5 PREVENTED EARLIER ARRIVAL

WILL COLLECT SOIL SAMPLES AT RT 80 TANK FARM CC-79 AND GEORGES RD TREATMENT PLANT - CC-75.

1410 LAB COURIER AT BLD 1036 TO PICK UP SAMPLES.

6 GEORGE RD TREAT. PLANT SAMPLING SUMMARY:

TIME	07550-0001-0001-SO	= DU01 DRAIN
1415	-0002-0001	= DU02 HEADWALL
1406	-0002-0002	= MS/MSD
	-0003-0001	= DUP OF 0002
0800	-0004-0001-TB	- TRIP BLK

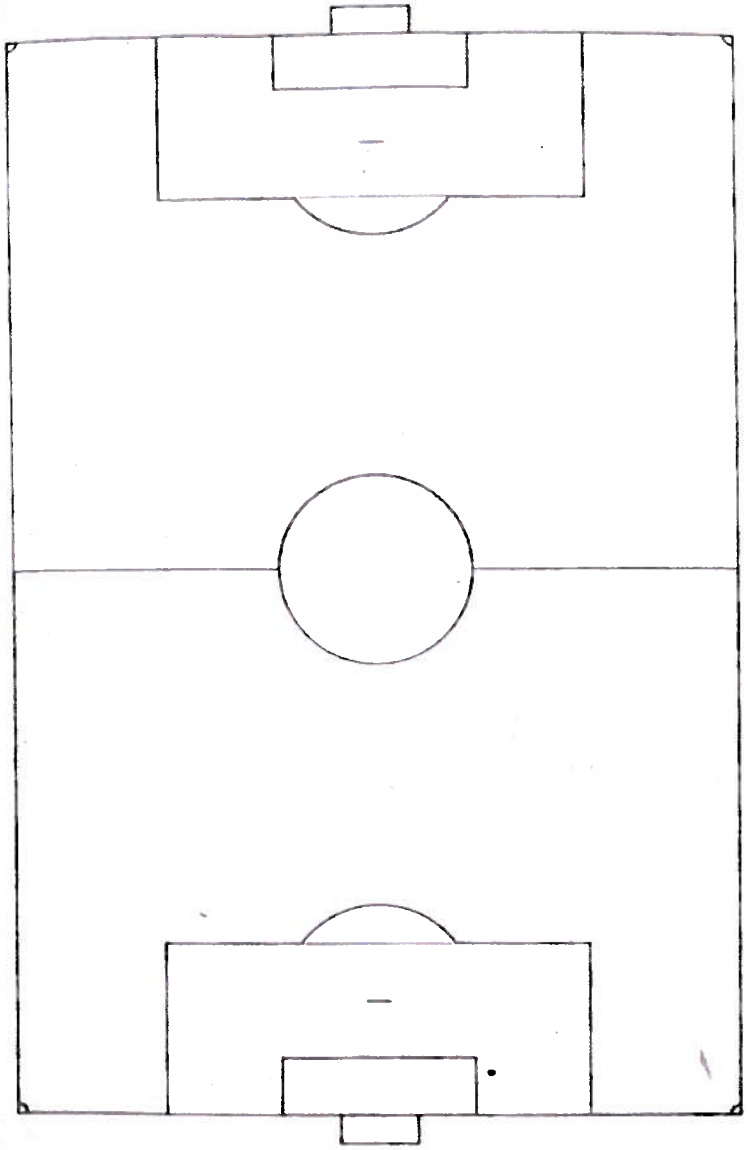

Date 4 DEC 12

CC 75 GEORGE ROAD SB-1 by Building
1430
SB-1 1-4' LT BRN SILTY CLAY
4-7' } SAND SILTY SEAMS
7-13' } FAT CLAY
SAMPLED AT 10' WET SILTY SAND SEAM
TOM HERNANDEZ-PRUDENT
FINISHED AT 2:37pm
MOVED SITE LOCATION

CC 73 TW COAL Storage Areas-East
3:50pm Classification Yard
SB1 1-4' BRN CLAY SILTY INTERBEDDED 34"
4-7' FAT CLAY BOTTOM SANDSTONE 46"

SB-2 1-4' BRN CLAY SILTY 40"
Interbedded SILTY SEAMS
3:56pm 4-7' FAT CLAY ~~BOTTOM~~ 44"

SB-5
4:08p 1-4' FILL SLAG - SILTY CLAY 24"
4-7' STIFF CLAY BRN INTRANS SAND 27"
4:15p 7-9' WET SILTY SAND 31"
[illegible] 9'

(2)
12-6-12

TO COLL. THE ADDITIONAL SAMPLES.

1125 AT GRO. RD TREATMENT PLANT TO BEGIN EXCAVATION ALONG DRAIN PIPE. CONC. STAIRS EXTEND APPROX 4 FT FROM OUTSIDE WALL OF BUILDING. CANNOT EXCAVATE THIS AREA DUE TO STAIRS. TRIED TO BREAK STAIRS TO ACCESS 1ST 5 FT OF PIPE CLOSEST TO BLD. MACHINE - BOBCAT E32 - CANNOT BREAK CONC. STAIRS COVER 1ST 4 FT OF PIPE.

1200 AT CC-73 ECH COAL STORAGE AREA TO COLL. VOC SAMPLE FOR FULL SUITE ANALYSIS AT SB-02. VOC SAMPLE WAS NOT COLL.

(3)
12-6-12

ON 04 DEC. WITH ORIGINAL SAMPLERS, SAMPLE COLL. TO COMPLETE FULL SUITE ANALYSIS WILL KEEP ORIGINAL SAMPLE ID BUT W/ TODAYS DATE & TIME. SAMPLE ID = 0735B-001M-0001-SO FOR VOC'S + % SOLIDS

1245 AT GRO RD TREAT. PLANT EXCAVATION. PIPE EXPOSED TOP OF PIPE APPROX 3.5 FT BGS.

1300 PIPE EXPOSED. WATER OBSERVED COMING FROM PIPE FLANGES.

1400 BEGIN COLL. 5 DISCRETE SOIL SAMPLES AT FLANGES FOR Hg ANALYSIS

Jeff Doran - ECC

RUAAP

Wed, 14 Aug 13

Weather; Overst, 68°, JASON SCOTT, PIC-ECC

Personnel; JS, CG, RW, Frantz

Objectives: Complete CC74, CC83, CC72

0700 JS @ Bldg 1036.

0730 Mobe to 1034.

0740 Begin DP @ SB-21.

0805 PID Reading very slowly

0820 Calibrate backup PID. Ca'd reading = 100 ppm.

0840 Mobe to Bldg 1039.

0854 DP @ SB-5 to collect VOC samples. See boring log from 12 Aug.

0900 Bldg 1039 VOCs @ 3'

0905 " VOCs @ 6'

0910 " VOCs @ 8'

0915 Mobe to 1036. ~~for more Temporary~~ JS

0920 Mobe to CC75. Collect Hg samples

1036 Begin DSB @ CC72-08

1100 Mobe to RU88

1133 Surveyors locates SB-5 @ RU-88

1227 Begin Boring @ CC72-SB-2

1303 Begin DSB @ RV-41, SB01

1347 Begin DSB @ CC72-01, SB03

1355 Obstruction @ 3'. Move DSB to

RUAAP

14 Aug 13

1355 cont. coincide with SB-05.

1415 Mobe to 1036. Drillers to de-con.

1445 JS mobes to Quarry Ponds to assist surveyors.

1530 JS mobes to 1036.

1700 End of day.

CLEAR 80'S

①

9/10/13

0700 J DONOVAN (BCL)
AT BLD 1036, WILL
MEET CUYAHOGA CONCRETE
SAWING + CUTTING TO CUT
FLOOR FOR DRAIN IN
COMMUNITION BLD AT G. ROAD
TREAT PLANT CC-05, WILL
COLL SOIL (DISCRETE) SAMPLE
FROM UNDER P TRAP.

0715 INSPECT BLD 1036 - OK
NO OTHER CONTRACTORS ON-SITE
LITTLE WATER IN FLOOR
SUMP. WILL TELL ANGELA
MAHIM

CONDUCT WEEKLY DRUM
INSPECTION

0728 FIVE DRUM INSPECTION TO
BECKY HOWER - TELL HER
CHRISTY EISCHEN + ANGELA
ABOUT WATER IN SUMP. ANGELA
SAID OK.

Jeff Domer

9/10/13 RAVENNA

0758 TODD LADOUCEUR
FROM CUYAHOGA CONC.
ON SITE

DO HTS MEETING.

0730 CALL RANGE CONTROL

0815 CUTTING MACHINE BROUGHT
WILL NOT FIT THROUGH
DOOR - TODD LEAVES TO
GO BACK TO HIS SHOP
TO GET SMALLER SAW.
ABOUT 1 HR EACH WAY

MERCURY VAPOR ANALYZER:
JEROME 431-X
ASHTEAD TECHNOLOGY INST. DIVISION
R 11037

0915 SCREEN DOWN FLOOR DRAIN
AIR W/ Hg ANALYZER USING
FLEXIBLE TUBE INSERTED THROUGH

Jeff Donovan

9/10/13

DRAIN GRATE - 0.0.0 MG/M³
SCREEN 15" PIPE - 0.00 MG/M³
1100 CUYAHOGA SAW CUTTING BACK
ON SITE W/ SMALLER MACHINE

1115 BEGIN CUTTING CONC. FLOOR.

1205 CUYAHOGA SAW CUTTING
OFF BASE.

1245 DIG TO BOTT. OF P TRAP
33" BELOW CONC FLOOR.
HEADSPACE SCREEN ON SOIL - 0.00 MG/M³
1300 COLL SAMPLE P TRAP 1
075SB-0010-0001-50
FROM RIGHT UNDER P TRAP

1315 COLL PTRAP #2
075SB-0011-0001-50
8" BELOW PTRAP

1330 COLL PTRAP 3
079SB-0012-0001-50
DIRECTLY UNDER FIRST
FLANGE OF
FL. DRAIN DISCHARGE
PIPE

Jeff Donovan

(4) 9/10/13

1530 LAB COURIER FROM
TA PICKS UP SAMPLES

1640 LEAVING BLD 1036
BLD LOCKED, SWEPT

SOIL 10W FROM ARRIVED
P TRAP PUT IN DRUM
#5 W/ PLASTIC DELINEATOR

LEAVING FOR FEDEX TO
RETURN MERCURY
ANALYZER

1720 DROP ANALYZER AT
FEDEX.

Jeff Dunn

Jeff Dunn

This page intentionally left blank.

INSTRUMENT CALIBRATION LOG

Project/Site Name Ravenna, Ohio **Calibrated By** David Comeau

Instrument/Serial Number	Pre-calibration Reading	Post-calibration Reading	Calibration Gas/Concentration	Date
MiniRae 3000 PID 11805	0.0 \ 99.2	0.0 \ 110	Isobutylene / 100ppm	12-3-12
MiniRae 3000 PID 10899	0.0 \ 102	0.0 \ 102	Isobutylene / 100ppm	12-3-12
MiniRae 3000 PID 11805	0.0 / 100	0.0 / 103	Isobutylene / 100ppm	12-4-12
MiniRae 3000 PID 10899	0.0 / 100	0.0 / 101	Isobutylene / 100ppm	12-4-12
MiniRae 3000 PID 11805	0.0 / 100	0.0 / 107	Isobutylene / 100ppm	12-5-12
MiniRae 3000 PID 11805	0.0 / 99.4	0.0 / 101	Isobutylene / 100ppm	12/6/12
MiniRae 3000 PID 11805	0.0 / 99.7	0.0 / 101	Isobutylene / 100ppm	12/7/12
MiniRae 3000 PID 11805	0.0 / 100	0.0 / 99.3	Isobutylene / 100ppm	12/10/12
MiniRae 3000 PID 10899	0.0 / 100	0.0 / 102	Isobutylene / 100ppm	12/10/12
MiniRae 3000 PID 11805	0.0 / 100	0.0 / 99.9	Isobutylene / 100ppm	12/11/12
MiniRae 3000 PID 10899	0.0 / 100	0.0 / 101	Isobutylene / 100ppm	12/11/12
MiniRae 3000 PID 11805	0.0 / 100	0.0 / 99.7	Isobutylene / 100ppm	12/12/12

INSTRUMENT CALIBRATION LOG

Project/Site Name Ravenna, OH **Calibrated By** David Gomeau

Instrument/Serial Number	Pre-calibration Reading	Post-calibration Reading	Calibration Gas/Concentration	Date
MiniRae ~~3000~~ 2000 PID 08796	0.0 / 100	0.0 / 98.3	Isobutylene / 100ppm	8-12-13
MiniRae ~~3000~~ 2000 PID 08796	0.0 / 100	0.0 / 95.6	Isobutylene / 100ppm	8-13-13
MiniRae ~~3000~~ 2000 PID 08796	0.0 / 100	0.0 / 98.1	Isobutylene / 100ppm	8-14-13
MiniRae ~~3000~~ 2000 PID 012669	0.0 / 100	0.0 / 97.6	Isobutylene / 100ppm	8/14/13
MiniRae 3000 PID			Isobutylene / 100ppm	
MiniRae 3000 PID			Isobutylene / 100ppm	
MiniRae 3000 PID			Isobutylene / 100ppm	
MiniRae 3000 PID			Isobutylene / 100ppm	
MiniRae 3000 PID			Isobutylene / 100ppm	
MiniRae 3000 PID			Isobutylene / 100ppm	
MiniRae 3000 PID			Isobutylene / 100ppm	
MiniRae 3000 PID			Isobutylene / 100ppm	

Copy

R11037

ARIZONA INSTRUMENT LLC

800.528.7411 | (f) 602.281.1745 | www.azic.com

Exclusive Manufacturer of Computrac® Moisture Analyzers and Jerome® Mercury & Hydrogen Sulfide Analyzers

Certification of Instrument Calibration

Ashtead Technology Rentals
18195 Mcdurmott East
Irvine, CA 92614

This is to certify that the Jerome **X431 0002** Gold Film Mercury Analyzer, Serial Number **4686**, with Sensor Number **11-4-12-R4CV**, was calibrated with standard units traceable to NIST.

Calibration Status as Received: **Out of Calibration**

		Actual		Calibration Gas		Allowable Range	
Incoming:	Level 1	0.021	mg/m3 Hg	0.101	mg/m3 Hg	0.096 - 0.106	mg/m3 Hg
	RSD %	14.98				<5%	
Outgoing:	Level 1	0.098	mg/m3 Hg	0.102	mg/m3 Hg	0.097 - 0.107	mg/m3 Hg
	RSD %	1.09				<3%	
	Level 2		mg/m3 Hg	0.025 mg/m3 Hg		0.020 - 0.030	mg/m3 Hg
	SD					<0.005 mg/m3 Hg	
	Level 3		mg/m3 Hg	0.010 mg/m3 Hg		0.005 - 0.015	mg/m3 Hg
	SD					<0.005 mg/m3 Hg	

Calibration Status as Left: **In Calibration**

Estimated Uncertainty of Calibration System: 3.5%

Calibration Date: 02-Jan-2013 Recalibration Date: 01-Jan-2014

Temperature °F: 75.60 % Relative Humidity: 10.30

Approved By: Steve Sowinski Date Approved: 04-Jan-2013

Title: Steve Sowinski - Quality Control

Equipment Used:

Permeation Tube: 498-37432 **NIST#:** D3609-96
Calibration Date: 09-Jul-2012 **Calibration Date Due:** 09-Jul-2013

DynaCalibrator: M-1881 **NIST#:** 12-2200
Calibration Date: 28-Jun-2012 **Calibration Date Due:** 29-Jun-2013

Digital Multimeter: 45560007 **NIST#:** 7000660
Calibration Date: 09-Jan-2012 **Calibration Date Due:** 09-Jan-2013

Flowmeter: 01231 **NIST#:** 12051501231_000
Calibration Date: 15-May-2012 **Calibration Date Due:** 15-May-2013

Calibration Procedure Used: 730-0041

Arizona Instrument certifies that the above listed instrument meets or exceeds all published specifications and has been calibrated using standards whose accuracy are traceable to the NATIONAL INSTITUTE OF STANDARDS AND TECHNOLOGY within the limitations of the Institute's calibration services, or have been derived from accepted values of natural physical constraints, or have been derived by the ratio type of self-calibration techniques.

Disclaimer: Any unauthorized adjustments, removal or breaking of QC seals, or other customer modifications on your Jerome Analyzer WILL VOID this factory calibration. Because any of the above acts could affect the calibration and readings of the instrument, their certification will no longer be valid and, further, Arizona Instrument LLC WILL NOT be responsible for any liabilities created as a result of using the instrument after such adjustments, seal removal, or modifications. As long as a functional test is within range, according to the procedure outlined in the Operator's Manual, the instrument is performing correctly.

This page intentionally left blank.

APPENDIX C

BORING LOGS

This page intentionally left blank.

Environmental Chemical Corporation

LOG OF SOIL BORING

Coordinates: X 493355.933 Y 4557720.268
Surface Elevation: 1026.027500 ft msl
Casing Below Surface:
Reference Elevation:
Reference Description:

Job. No. 5461.004	Client ACOE-Louisville		Location RVAAP CC-75 DU01	
Drilling Method:	Direct-Push Geoprobe 6620DT		Boring No. SB01 George Rd. Treat. Plant	
Sampling Method:	2" diameter-5 ft SS sampler MacroCore liner		Sheet 1 of 1	
			Drilling	
Water Lev. NA			Start	Finish
Time NA			4-Dec-12	4-Dec-12
Date NA				
Reference NA				

Surface Conditions: Grass

Digital Picture #	Sample Type	In. Drvn / In. Recvrd	Dpth. Csg.	Sample Depth	PID (ppm)	Blows per 6 in.	Depth (feet)	USCS Log	
		60/48			0.0	NA	0		Grass
								CL	Lt brown silty clay
							1		
							2		
									Interbedded silty seams
							3		
							4		
						NA	5		
		60/48			0.0				
							6		
							7		
								CL	Lt brown silty clay
							8		
							9		
							10	SM	Wet silty sand seam at 10', soft
		60/48			0.0	NA			
							11		
							12		
	Comp.			7-13 ft			13		Sample collected 7 - 13 ft bgs. End of boring at 13 ft bgs
							14		
							15		
							16		
							17		
							18		
							19		
							20		
							21		
							22		
							23		
							24		

Logged by: T. Hernandez P.G. - Prudent Tech. Date: 4-Dec-12
Drilling Contractor: Frontz Drilling Driller: Joe Teter
WELL SPECIFICATIONS: Well not installed
Diam. of casing: 2" Screen Interval: Sandpack:
BOH: 13 ft bgs Riser Interval: Bentonite: 0-13 ft bgs

Notes: NA = Not Applicable
See Sample Summary Sheets for analytical information
Comp. = Composite

Environmental Chemical Corporation

LOG OF SOIL BORING

Coordinates: X 493354.076 Y 4557718.94
Surface Elevation: 1006.825 ft msl
Casing Below Surface:
Reference Elevation:
Reference Description:

Job. No. 5461.004	Client ACOE-Louisville	Location RVAAP CC-75 DU01	
Drilling Method:	Direct-Push Geoprobe 6620DT	Boring No. SB02 George Rd. Treat. Plant	
Sampling Method:	2" diameter-5 ft SS sampler MacroCore liner	Sheet 1 of 1	
		Drilling	
Water Lev. NA		Start	Finish
Time NA		14-Aug-13	14-Aug-13
Date NA			
Reference NA			

Surface Conditions: Grass

Digital Picture #	Sample Type	In. Drvn / In. Recvrd	Dpth. Csg.	Sample Depth	PID (ppm)	Blows per 6 in.	Depth (feet)	USCS Log	
		60/60			0.0	NA	0		Grass
								CL	Silty clay, drk grayish brown (10YR 3/2), dense, soft, moist
							1		
								SC	Silty sandy gravel, gray (10YR 6/1), dense, soft, moist
							2		
								CL	Silty clay, drk greenish gray (10Y 4/2), dense, soft, moist
							3		
							4		
							5		
		12/12		5-6 ft	0.0	NA		CL	Grading to silty clay, brown (10YR 4/3), dense, stiff, dry
	Disc.						6		End of boring 6 ft bgs. Sample collected 5-6 ft bgs
							7		
							8		
							9		
							10		
							11		
							12		
							13		
							14		
							15		
							16		
							17		
							18		
							19		
							20		
							21		
							22		
							23		
							24		

Logged by: J. Scott P.G. - ECC
Date: 14-Aug-13
Drilling Contractor: Frontz Drilling
Driller: Rickie Shanks
WELL SPECIFICATIONS: Well not installed
Diam. of casing: 2"
Screen Interval:
Sandpack:
BOH: 6 ft bgs
Riser Interval:
Bentonite: 0-6 ft bgs

Notes: NA = Not Applicable
See Sample Summary Sheets for analytical information
Disc. = Discrete

Environmental Chemical Corporation

LOG OF SOIL BORING

Coordinates: X 493354.076 Y 4557718.94
Surface Elevation: 1007.186 ft msl
Casing Below Surface:
Reference Elevation:
Reference Description:

Job. No.	5461.004	Client	ACOE-Louisville	Location	RVAAP CC-75 DU01
Drilling Method:	Direct-Push Geoprobe 6620DT			Boring No.	SB03 George Rd. Treat. Plant
Sampling Method:	2" diameter-5 ft SS sampler MacroCore liner			Sheet 1 of 1	

					Drilling	
Water Lev.	NA				Start	Finish
Time	NA				14-Aug-13	14-Aug-13
Date	NA					
Reference	NA					

Surface Conditions: Grass

Digital Picture #	Sample Type	In. Drvn / In. Recvrd	Dpth. Csg.	Sample Depth	PID (ppm)	Blows per 6 in.	Depth (feet)	USCS Log	
		60/60			0.0	NA	0		Grass
								CL	Silty clay, drk grayish brown (10YR 3/2), dense, soft, moist
							1		
								SC	Silty sandy gravel, gray (10YR 6/1), dense, soft, moist
							2		
								CL	Silty clay, drk greenish gray (10Y 4/2), dense, soft, moist
							3		
									Tar at 3' 2"? Faint HC odor
							4		
							5		
		12/12		5-6 ft	0.0	NA		CL	Grading to silty clay, brown (10YR 4/3), dense, stiff, dry
	Disc.						6		End of boring 6 ft bgs. Sample collected 5-6 ft bgs
							7		
							8		
							9		
							10		
							11		
							12		
							13		
							14		
							15		
							16		
							17		
							18		
							19		
							20		
							21		
							22		
							23		
							24		

Logged by: J. Scott P.G. - ECC
Date: 14-Aug-13
Drilling Contractor: Frontz Drilling
Driller: Rickie Shanks
WELL SPECIFICATIONS: Well not installed
Diam. of casing: 2"
Screen Interval:
Sandpack:
BOH: 6 ft bgs
Riser Interval:
Bentonite: 0-6 ft bgs

Notes: NA = Not Applicable
See Sample Summary Sheets for analytical information
Disc. = Discrete

HTW DRILLING LOG

HOLE NO. SB-1

SHEET 1 OF 2 SHEETS

1. COMPANY NAME: ECC

2. DRILLING SUBCONTRACTOR: FRENTZ DRILLING

3. PROJECT: RAVENNA AAP

4. LOCATION: CC 75 G. ROAD

5. NAME OF DRILLER: JOE TITAR

6. MANUFACTURER'S DESIGNATION OF DRILL: GEOPROBE 6620 DT

7. SIZES AND TYPES OF DRILLING AND SAMPLING EQUIPMENT: 2" DIA SS SAMPLER; 5 FT LONG; MACROCORE LINER

8. HOLE LOCATION: SB-1

9. SURFACE ELEVATION: NA

10. DATE STARTED: 4 DEC 12

11. DATE COMPLETED: 4 DEC 12

12. OVERBURDEN THICKNESS:

13. DEPTH DRILLED INTO ROCK: NA

14. TOTAL DEPTH OF HOLE: 13'

15. DEPTH GROUNDWATER ENCOUNTERED: NA

16. DEPTH TO WATER AND ELAPSED TIME AFTER DRILLING COMPLETED: NO

17. OTHER WATER LEVEL MEASUREMENTS (SPECIFY): NA

18. GEOTECHNICAL SAMPLES: NA — DISTURBED: — UNDISTURBED:

19. TOTAL NUMBER OF CORE BOXES: NA

20. SAMPLES FOR CHEMICAL ANALYSIS: MERCURY — VOC: — METALS: — OTHER (SPECIFY): — OTHER (SPECIFY): — OTHER (SPECIFY):

21. TOTAL CORE RECOVERY %:

22. DISPOSITION OF HOLE: BACKFILLED: Y — MONITORING WELL: — OTHER (SPECIFY):

23. SIGNATURE OF INSPECTOR: T. HERNANDEZ

ELEV. a	DEPTH b	DESCRIPTION OF MATERIALS c	FIELD SCREENING RESULTS d	GEOTECH SAMPLE OR CORE BOX NO. e	ANALYTICAL SAMPLE NO. f	BLOW COUNTS g	REMARKS h
CL	0	LT BR SILTY CLAY	0.0				
		INTERBEDDED SILTY SEAMS					
		AT 16' SAMPLED WET	0.0				
SM		SILTY SAND SEAM					
			0.0				
	10	TD 13'					
	15						
	20						
	25						
	30						
	35						
	40						4 DEC 12
	45						

MRK FORM 55

PROJECT: RAVENNA AAP

HOLE NO.

HTW DRILLING LOG

HOLE NO. SB-2

SHEET 1 OF 1 SHEETS

1. COMPANY NAME ECC
2. DRILLING SUBCONTRACTOR Frontz
3. PROJECT Ravenna Army Ammunition Plant
4. LOCATION CC 75, SB2
5. NAME OF DRILLER ~~Joe Teter~~ R. S.
6. MANUFACTURER'S DESIGNATION OF DRILL Geoprobe 6620DT
7. SIZES AND TYPES OF DRILLING AND SAMPLING EQUIPMENT: 5 FT SS SAMPLER; MACROCORE
8. HOLE LOCATION CC75, SB2
9. SURFACE ELEVATION NA
10. DATE STARTED 8/14/13; 0947
11. DATE COMPLETED 8/14; 0952
12. OVERBURDEN THICKNESS NA
13. DEPTH DRILLED INTO ROCK NA
14. TOTAL DEPTH OF HOLE 6'
15. DEPTH GROUNDWATER ENCOUNTERED NA
16. DEPTH TO WATER AND ELAPSED TIME AFTER DRILLING COMPLETED NA
17. OTHER WATER LEVEL MEASUREMENTS (SPECIFY) NA
18. GEOTECHNICAL SAMPLES NA — DISTURBED: — UNDISTURBED: —
19. TOTAL NUMBER OF CORE BOXES NA
20. SAMPLES FOR CHEMICAL ANALYSIS: SEE SAMPLE SUMMARY SHEET — VOC: — METALS: — OTHER (SPECIFY): — OTHER (SPECIFY): — OTHER (SPECIFY): —
21. TOTAL CORE RECOVERY 75 %
22. DISPOSITION OF HOLE — BACKFILLED: BENTONITE — MONITORING WELL: — OTHER (SPECIFY): —
23. SIGNATURE OF INSPECTOR [signature]

~~ELEV.~~ a	DEPTH b	DESCRIPTION OF MATERIALS c	FIELD SCREENING RESULTS d	GEOTECH SAMPLE OR CORE BOX NO. e	ANALYTICAL SAMPLE NO. f	BLOW COUNTS g	REMARKS h
CL		Silty Clay; d. dark grayish brown (10YR 3/2), dense, soft, moist	0.0				
	~~5~~ 1						
SC		Silty sandy Gravel Grey (10YR 6/1), dense, [illegible] moist					
	~~10~~ 2						
CL		Silty Clay, d. greenish grey (10Y 4/2), dense, soft, moist	0.0				
	~~15~~ 3						
	~~20~~ 4						
	~~25~~ 5	Grading to Silty Clay, brown, 10YR 4/3, dense, stiff, dry	0.0				Sampled @ 0958
	~~30~~ 6						
	~~35~~ 7						
	40						
	45						

PROJECT RVAAP

HOLE NO. CC75-SB2

MRK FORM JUN 80 55

HTW DRILLING LOG

HOLE NO. SB-3

SHEET 1 OF 1 SHEETS

1. COMPANY NAME ECC
2. DRILLING SUBCONTRACTOR Frontz
3. PROJECT Ravenna Army Ammunition Plant
4. LOCATION CC 75
5. NAME OF DRILLER ~~Joe Teter~~ RS
6. MANUFACTURER'S DESIGNATION OF DRILL Geoprobe 6620DT
7. SIZES AND TYPES OF DRILLING AND SAMPLING EQUIPMENT: 5 FT SS SAMPLER; MACROCORE
8. HOLE LOCATION CC 75, SB3
9. SURFACE ELEVATION NA
10. DATE STARTED 8/14 - 0957
11. DATE COMPLETED 8/14
12. OVERBURDEN THICKNESS NA
13. DEPTH DRILLED INTO ROCK NA
14. TOTAL DEPTH OF HOLE ~~NA~~ 6'
15. DEPTH GROUNDWATER ENCOUNTERED NA
16. DEPTH TO WATER AND ELAPSED TIME AFTER DRILLING COMPLETED NA
17. OTHER WATER LEVEL MEASUREMENTS (SPECIFY) NA
18. GEOTECHNICAL SAMPLES NA — DISTURBED — UNDISTURBED
19. TOTAL NUMBER OF CORE BOXES NA
20. SAMPLES FOR CHEMICAL ANALYSIS: SEE SAMPLE SUMMARY SHEET — VOC — METALS — OTHER (SPECIFY) — OTHER (SPECIFY) — OTHER (SPECIFY)
21. TOTAL CORE RECOVERY %
22. DISPOSITION OF HOLE: BACKFILLED BENTONITE — MONITORING WELL — OTHER (SPECIFY)
23. SIGNATURE OF INSPECTOR D Lh

ELEV. a	DEPTH b	DESCRIPTION OF MATERIALS c	FIELD SCREENING RESULTS d	GEOTECH SAMPLE OR CORE BOX NO. e	ANALYTICAL SAMPLE NO. f	BLOW COUNTS g	REMARKS h
		See SB-2					
	~~5~~ 1						
	~~10~~ 2						
	~~15~~ 3	Tar? @ 3-3'2"	0.0				Faint HC odor
	~~20~~ 4						
	~~25~~ 5						Sampled @ 1010
	~~30~~ 6						
	35						
	40						
	45						

PROJECT RVAAP

HOLE NO. CC75, SB-3

MRK FORM JUN 89 55

APPENDIX D

DATA VERIFICATION REPORT

This page intentionally left blank.

TABLE OF CONTENTS

1.0 INTRODUCTION D-5

1.1 SAMPLING ACTIVITIES D-6
1.2 LABORATORY ACTIVITIES D-6

2.0 DATA QUALITY VERIFICATION RESULTS D-13

2.1 DATA VERIFICATION QUALIFIER DEFINITIONS D-13
2.2 SAMPLE RECEIPT AT THE LABORATORY D-14
2.3 HOLDING TIMES D-14
2.4 TUNING AND CALIBRATION D-17
2.5 LABORATORY METHOD BLANKS, INITIAL CALIBRATION BLANKS, CONTINUING CALIBRATION BLANKS D-21
2.6 FIELD BLANK QUALITY CONTROL – TRIP BLANKS, EQUIPMENT RINSATE BLANKS, AND SOURCE WATER SAMPLES D-24
2.7 SURROGATES D-25
2.8 LABORATORY CONTROL SAMPLES AND/OR LABORATORY CONTROL SAMPLE DUPLICATES D-29
2.9 MATRIX SPIKES AND MATRIX SPIKE DUPLICATES D-29
2.10 FIELD DUPLICATES D-33
2.11 DILUTIONS AND RE-ANALYSES D-33
2.12 INTERNAL STANDARDS D-33
2.13 SERIAL DILUTION D-33
2.14 POST DIGESTION SPIKES D-33
2.15 DUAL COLUMN RELATIVE PERCENT DIFFERENCE D-40
2.16 METHOD REPORTING LIMIT CHECKS D-37

3.0 OVERALL ASSESSMENT D-41

3.1 FIELD COMPLETENESS D-41
3.2 ANALYTICAL COMPLETENESS D-41
3.3 PROJECT COMPLETENESS D-41
3.4 DATA USABILITY D-41

4.0 REFERENCES D-45

TABLE OF CONTENTS (CONTINUED)

LIST OF TABLES

Table 1-1 Sample Summary D-6
Table 1-2 Sampling Activities Summary D-7
Table 1-3 Sample Preparation and Analytical Methods D-11
Table 2-1 Holding Times D-15
Table 2-2 Calibration – Initial and Continuing Calibration Verification D-19
Table 2-3 Laboratory Method Blanks D-23
Table 2-4 Surrogate Recoveries D-27
Table 2-5 Matrix Spike/Matrix Spike Duplicate Recoveries and Relative Percent Differences D-31
Table 2-6 Field Duplicate Relative Percent Differences D-35
Table 2-7 Dual Column Relative Percent Differences D-39
Table 2-8 Method Reporting Limit Check Recoveries D-39
Table 3-1 Field Completeness Summary D-43
Table 3-2 Analytical Completeness Summary D-43
Table 3-3 Project Completeness Summary D-43

LIST OF WORKSHEETS

Worksheet 1 Automated Data Review Summary for 240-17467-1
Worksheet 2 Automated Data Review Summary for 240-17467-2
Worksheet 3 Automated Data Review Summary for 240-18441-1
Worksheet 4 Automated Data Review Summary for 240-18544-1
Worksheet 5 Automated Data Review Summary for 240-28007-1
Worksheet 6 Automated Data Review Summary for 240-28850-1
Worksheet 7 Automated Data Review Summary for J18735 Source Water
Worksheet 8 Automated Data Review Summary for 240-21987-1 Source Water
Worksheet 9 Automated Data Review Summary for 240-17796-1 Equipment Rinsate Blank
Worksheet 10 Automated Data Review Summary for 240-17796-2 Equipment Rinsate Blank
Worksheet 11 Automated Data Review Summary for 240-18703-1 Equipment Rinsate Blank
Worksheet 12 Automated Data Review Summary for 240-22804-1 Equipment Rinsate Blank
Worksheet 13 Automated Data Review Summary for 99335 Equipment Rinsate Blank
Worksheet 14 Automated Data Review Summary for Field Duplicates

LIST OF ATTACHMENTS

Attachment A Field Blank Quality Control – Trip Blanks and Equipment Rinsate Blanks
Attachment B Source Water

ACRONYMS AND ABBREVIATIONS

ºC	Degrees Celsius
% REC	Percent Recovery
µg/Kg	Micrograms per kilogram
BHC	Hexachlorocyclohexane
CC	Army Environmental Compliance-Related Cleanup Program
CCB	Continuing Calibration Blank
CCV	Continuing Calibration Verification
COC	Chain of Custody
DDD	Dichlorodiphenyldichloroethane
DDE	Dichlorodiphenyldichloroethylene
DDT	Dichlorodiphenyltrichloroethane
DI	Deionized
DL	Detection Limit
DoD	Department of Defense
DRO	Diesel Range Organics
DSB	Deep Soil Boring
DU	Decision Unit
Dup	Duplicate
DVR	Data Verification Report
DVRW	Data Verification Report Worksheet
ECC	Environmental Chemical Corporation
ELAP	Environmental Laboratory Accreditation Program
ER	Equipment Rinsate
FD	Field Duplicate
FWCUG	Facility-Wide Cleanup Goal
FWSAP	Facility-Wide Sampling and Analysis Plan
FWQAPP	Facility-Wide Quality Assurance Project Plan
GRO	Gasoline Range Organics
HMX	Octahydro-1,3,5,7-tetranitro-1,3,5,7-tetrazocine
ICB	Initial Calibration Blank
ICV	Initial Calibration Verification
ID	Identification
J	Estimated
LCS	Laboratory Control Sample
LCSD	Laboratory Control Sample Duplicate
LOD	Limit of Detection
LOQ	Limit of Quantitation
MB	Method Blank
MeOH	Methanol
mg/Kg	Milligrams per kilogram
MRL	Method Reporting Limit
MS	Matrix Spike
MS/MSD	Matrix Spike/Matrix Spike Duplicate
NA	Not Applicable

ACRONYMS AND ABBREVIATIONS (CONTINUED)

No.	Number
PAH	Polycyclic Aromatic Hydrocarbon
PCB	Polychlorinated Biphenyls
PETN	Pentaerythritol Tetranitrate
QA	Quality Assurance
QAPP	Quality Assurance Project Plan
QC	Quality Control
QSM	Quality Systems Manual
R	Rejected
RPD	Relative Percent Difference
RVAAP	Ravenna Army Ammunition Plant
SAIC	Science Applications International Corporation
SDG	Sample Delivery Group
SI	Site Inspection
SIM	Selected Ion Monitoring
SOP	Standard Operating Procedure
SorW	Source Water
SVOC	Semi-Volatile Organic Compound
SW	Solid Waste
TAL	Target Analyte List
TB	Trip Blank
TPH	Total Petroleum Hydrocarbon
U	Undetected
UJ	Not detected, with estimated reporting limit
USACE	United States Army Corps of Engineers
USEPA	United States Environmental Protection Agency
VOC	Volatile Organic Compound

1.0 INTRODUCTION

This Data Verification Report (DVR) presents the results of an analytical data review and verification conducted by Environmental Chemical Corporation (ECC) in support of the site investigation at CC (Army Environmental Compliance-Related Cleanup Program) RVAAP (Ravenna Army Ammunition Plant)-75 George Road Sewage Treatment Plant Mercury Spill. Project data verification followed the direction provided in the Facility-Wide Quality Assurance Project Plan (FWQAPP), which is part of the Facility-Wide Sampling and Analysis Plan (FWSAP) (SAIC 2011). Protocol for analytical data verification and validation has been updated to the following references:

- Department of Defense (DoD) Quality Systems Manual (QSM) for Environmental Laboratories, 2009 Version 4.1 (DoD QSM 2009)
- U.S. Army Corps of Engineers (USACE), Louisville District QSM Supplement (USACE 2007)
- United States Environmental Protection Agency (USEPA) National Functional Guidelines for Superfund Organic Methods Data Review, EPA-540/R-08-01, June 2008 (USEPA 2008)
- USEPA National Functional Guidelines for Inorganic Superfund Data Review, EPA-540-R-10-011, January 2010 (USEPA 2010)
- Quality Assurance Project Plan (QAPP) for Site Inspections and Remedial Investigations at Compliance Restoration Sites, July 2012 (ECC 2012)

All data were verified by ECC in accordance with the FWQAPP using ECC's automated electronic verification software and manual methods.

All discrete samples for subsurface soil and wet sediment analysis were performed by TestAmerica of North Canton, Ohio, except for propellant and explosives analyses, which were performed at TestAmerica of West Sacramento, California, and metals (except mercury), which were performed at TestAmerica of Pittsburgh, Pennsylvania. All three laboratories are Department of Defense Environmental Laboratory Accreditation Program (ELAP) certified. The sample delivery groups (SDG) associated with CC RVAAP-75 field sample data are 240-17467-1/-2, 240-18441-1, 240-18544-1, 240-28007-1, and 240-28850-1. Source water and equipment rinsate analyses were also performed by TestAmerica Laboratories, or CT Laboratory of Baraboo, Wisconsin, which is also an ELAP certified laboratory. See Table 1-1 for a sample summary and Table 1-2 for a summary of sampling activities.

The sampling activities conducted in support of this project are presented in Section 1.0 Introduction. The data verification findings are presented in Section 2.0 Data Quality Verification Results, and the supporting Data Verification Report Worksheets (DVRW) are provided in Appendix D Worksheets 1 through 13. Section 3.0 Overall Assessment provides the

field, analytical, and project completeness, and Section 4.0 References presents the data verification guidance used for this project. All results with final qualifiers are presented in Appendix E.

1.1 Sampling Activities

The total number of field and quality control (QC) samples collected are summarized below.

Table 1-1: Sample Summary

Matrix	Number of Field Samples	Number of Field Duplicates	Number of MS/MSD	Number of Associated Trip Blanks	Total Number of Samples
Trench Subsurface Soil	5	1	0	0[(1)]	6
Drainage Pipe Deposit	1	0	0	0[(1)]	1
Sediment	1	1	1	1	4
Subsurface Soil	6	0	0	0[(1)]	6

Notes:
MS/MSD = Matrix Spike/Matrix Spike Duplicate
[(1)]Collected for mercury analysis only; trip blanks for volatile analysis not applicable.

A complete list of the sample locations, the corresponding sample identification (ID) numbers, and the requested analyses for the decision units (DU) are presented in Table 1-2. In addition, field duplicate (FD) sample and the matrix spike (MS)/matrix spike duplicate (MSD) sample pair locations are presented. The site constituent of concern is mercury.

1.2 Laboratory Activities

A list of extraction and analytical methods are presented in Table 1-3.

Table 1-2: Sampling Activities Summary

Site No.	Depth	SDG	Sample ID	Decision Unit	Location	Date	COC No.	FD	MS/ MSD	FULL SUITE	VOC	SVOC	TPH GRO	TPH DRO	TAL Metals	PCB	Pesticides	Explosives	Herbicides	Propellants	Hexavalent Chromium	Mercury
Trench Sub Surface Soil Samples																						
CC RVAAP-75	6 ft	240-18544-1	075TR-0002-0001-SO	Trench Location #1	George Rd Treatment Plant	6-Dec-12	49447															X
CC RVAAP-75	6 ft	240-18544-1	075TR-0003-0001-SO	Dup of 0002	George Rd Treatment Plant	6-Dec-12	49447	X														X
CC RVAAP-75	6 ft	240-18544-1	075TR-0004-0001-SO	Trench Location #2	George Rd Treatment Plant	6-Dec-12	49447															X
CC RVAAP-75	6 ft	240-18544-1	075TR-0005-0001-SO	Trench Location #3	George Rd Treatment Plant	6-Dec-12	49447															X
CC RVAAP-75	6 ft	240-18544-1	075TR-0006-0001-SO	Trench Location #4	George Rd Treatment Plant	6-Dec-12	49447															X
CC RVAAP-75	6 ft	240-18544-1	075TR-0007-0001-SO	Trench Location #5	George Rd Treatment Plant	6-Dec-12	49447															X
Drainage Pipe Deposit Sample																						
CC RVAAP-75	0-1 ft	240-17467-1	075SD-0001-0001-SD	DU01	Drainpipe	9-Nov-12	48642															X
Sediment Samples																						
CC RVAAP-75	0-1 ft	240-17467-1/-2	075SD-0002-0001-SD	DU02	Headwall - Wet Sediment	9-Nov-12	48642			X	X	X			X	X	X	X		X		X
CC RVAAP-75	0-1 ft	240-17467-1/-2	075SD-0002-0002-SD (MS/MSD)	MS/MSD of 0002	George Rd Treatment Plant	9-Nov-12	48642		X		X	X			X	X	X	X		X		X
CC RVAAP-75	0-1 ft	240-17467-1/-2	075SD-0003-0001-SD	DUP of 0002	George Rd Treatment Plant	9-Nov-12	48642	X			X	X			X	X	X	X		X		X
Sub Surface Soil Samples																						
CC RVAAP-75	DSB 7-13 ft	240-18441-1	075SB-0001-0001-SO	SB01	George Rd Treatment Plant	4-Dec-12	48724															X
CC RVAAP-75	5-6 ft	240-28007-1	075SB-0008-0001-SO	SB02	George Rd Treatment Plant	14-Aug-13	261314															X
CC RVAAP-75	5-6 ft	240-28007-1	075SB-0009-0001-SO	SB03	George Rd Treatment Plant	14-Aug-13	261314															X
CC RVAAP-75	33 inches	240-28850-1	075SB-0010-0001-SO	Directly under P trap	George Rd Treatment Plant	10-Sep-13	14602															X
CC RVAAP-75	41 inches	240-28850-1	075SB-0011-0001-SO	8 Inches below P trap	George Rd Treatment Plant	10-Sep-13	14602															X
CC RVAAP-75	27 inches	240-28850-1	075SB-0012-0001-SO	Directly under flange on discharge pipe	George Rd Treatment Plant	10-Sep-13	14602															X

Table 1-2: Sampling Activities Summary (Continued)

Site No.	Depth	SDG	Sample ID	Decision Unit	Location	Date	COC No.	FD	MS/ MSD	FULL SUITE	VOC	SVOC	TPH GRO	TPH DRO	TAL Metals	PCB	Pesticides	Explosives	Herbicides	Propellants	Hexavalent Chromium	Mercury
Field Quality Control - Trip Blanks																						
CC RVAAP-75	NA	240-17467-1	075SD-0004-0001-TB	TB-1	NA	9-Nov-12	48642				X											
All 2012-2013 Sampling Events	NA	240-18735-1	070-0060-0001-TB	QC TB-1	NA	12-Dec-12	50743				X											
All 2012-2013 Sampling Events	NA	240-18735-1	070SB-0055-0001-TB	QC TB-2	NA	12-Dec-12	50743						X									
2012 Sampling Event	NA	240-21987-1	079-0008-0001-TB	QC TB-3	NA	14-Mar-13	48788				X											
2013 Sampling Event	NA	240-21987-1	079-0009-0001-TB	QC TB-4	NA	14-Mar-13	48788						X									
2012 Sampling Event	NA	240-17796-1	076-0068-0001-TB	QC TB-5	NA	15-Nov-12	48707				X											
2012 Sampling Event	NA	240-18703-1	076-0141-0001-TB	QC TB-6	NA	9-Dec-12	50746				X		X									
2012 Sampling Event	NA	240-18703-1	076-0142-0001-TB	QC TB-7	NA	9-Dec-12	50746				X		X									
2013 Sampling Event	NA	240-22804-1	079-0318-0001-TB	QC TB-8	NA	3-Apr-13	49555				X											
2013 Sampling Event	NA	99335	083SB-0024-0001-TB	QC TB-9	NA	15-Aug-13	6				X											
Field Quality Control - Source Water																						
All 2012-2013 Sampling Events	non-dedicated hand sampling tools	240-18735-1/-2	070-0057-0001-Source Water	Source Water (ECC bottled decontamination water)	SorW-1	12-Dec-12	50743				X	X	X	X	X	X	X	X	X	X		X
2012 Subsurface Sampling Event	Direct Push Tools	240-18735-1/-2	070-0056-0001-Source Water	Source Water (Driller decontamination water)	SorW-2	12-Dec-12	50743				X	X	X	X	X	X	X	X	X	X		X
2013 Subsurface Sampling Event	Direct Push Tools	240-21987-1	079-0007-0001-Source Water	Source Water (Driller decontamination water)	SorW-3	14-Mar-13	48788				X	X	X	X	X	X	X	X	X	X	X	X
Field Quality Control -Equipment Rinsate																						
2012 SI Sampling Event	non-dedicated hand sampling tools during sampling event	240-17796-1/-2	076-0067-0001-ER	Equipment Rinsate Blank	ER-1	15-Nov-12	48707				X	X	X	X	X	X	X	X	X	X		X
2012 SI Sampling Event	non-dedicated hand sampling tools during sampling event	240-18703-1	076-0140-0001-ER	Equipment Rinsate Blank	ER-2	9-Dec-12	50746				X	X	X	X	X	X	X	X		X		X
2013 SI Sampling Event	non-dedicated hand sampling tools during sampling event	240-22804-1	079RN-0317-0001-RN	Equipment Rinsate Blank	ER-3	3-Apr-13	49555				X	X		X	X	X	X	X		X		X

Table 1-2: Sampling Activities Summary (Continued)

Site No.	Depth	SDG	Sample ID	Decision Unit	Location	Date	COC No.	FD	MS/ MSD	FULL SUITE	VOC	SVOC	TPH GRO	TPH DRO	TAL Metals	PCB	Pesticides	Explosives	Herbicides	Propellants	Hexavalent Chromium	Mercury
2013 Sampling Event	non-dedicated hand sampling tools during sampling event	99335	083SB-0023-0001-ER	Equipment Rinsate Blank	ER-4	15-Aug-13	6				X	X			X	X	X	X		X		X

Notes:
No. = Number
SDG = Sample Delivery Group
ID = Identification
COC = Chain of Custody
FD = Field Duplicate
MS/MSD = Matrix Spike/Matrix Spike Duplicate
VOC = Volatile Organic Compound
SVOC = Semi-volatile Organic Compound
TPH = Total Petroleum Hydrocarbon
GRO = Gasoline Range Organics
DRO = Diesel Range Organics
TAL = Target Analyte List
PCB = Polychlorinated Biphenyls
SB = Soil Boring
DSB = Deep Soil Boring
DU = Decision Unit
Dup = Duplicate
ft = feet
Propellants include nitroguanidine, nitrocellulose, and nitroglycerin.
ER = Equipment Rinsate
SorW= Source Water
QC = Quality Control
TB = Trip Blank
NA = Not Applicable
SI = Site Inspection

This page left intentionally blank.

Table 1-3: Sample Preparation and Analytical Methods

Soil/Dry Sediment/Wet Sediment			
Analytical Group	**Analytical Method**	**Sample Preparation Method**	**Holding Time to Extraction/Holding Time to Analysis**
VOC[1]	SW8260B / DoD	SW5035	DI Water 48 hours to analysis or freezing MeOH or freezing/14 days
SVOC[2]	SW8270C / DoD	SW3540C	14 days/40 days
TAL Metals	Metals SW6020 / DoD	SW3015B	180 days
	Mercury SW7471 / DoD	SW7471A	28 days
PCB	SW8082 / DoD	SW3540C	14 days/40 days
Pesticides	SW8081A DoD	SW3546	14 days/40 days
Explosives	SW8330B	SW8330B	14 days/40 days
Propellants[4]	Nitrocellulose EPA 353.2	EPA 353	28 days
	Nitroguanidine SW8330 Modified	Sieve/Ultrasonic	14 days/40 days
Aqueous			
Analytical Group	**Analytical Method**	**Sample Preparation Method**	**Holding Time to Extraction/Holding Time to Analysis**
VOC[1]	SW8260B	SW5030B	14 days
	SW826C[3]	SW5030B	14 days
SVOC[2]	SW8270C / DoD	SW3520C	7 days/40 days
	SW8270D and SW8270D SIM[3]	SW3510C	7 days/40 days
TPH-GRO	SW8015B-GRO / DoD	SW5030B	14 days
	SW8015C-GRO[3]	SW5030B	14 days
TPH-DRO	SW8015B-DRO / DoD	SW3520C	7 days/40 days
TAL Metals	SW6020 / DoD	SW3005A	180 days
	SW6010C[3]	SW3010A	180 days
	SW7470A / DoD	SW7470A	28 days
	SW7470A[3]	SW7470A	28 days
PCB	SW8082 / DoD	SW3520C	7 days/40 days
	SW8082A[3]	SW3520C	7 days/40 days
Pesticides	SW8081 /DoD	SW3520C	7 days/40 days
	SW8081B[3]	SW3520C	7 days/40 days
Herbicides	SW8151 / DoD	SW8151A	7 days/40 days
Explosives	SW8330B	SW8330	7 days/40 days
Propellants[4]	Nitroguanidine SW8330 Modified	SW8330	7 days/40 days
	Nitroguanidine SW8330B[3]	SW8330	7 days/40 days
	Nitrocellulose-TestAmerica West Sacramento Facility SOP-WC-0050	EPA 353.2	28 days
	Nitrocellulose – SW9056M[3]	EPA 353.2	28 days

Table 1-3: Sample Preparation and Analytical Methods (Continued)

Hexavalent Chromium	SW7196A	SW7196A	48 hours

Notes:
All soil samples, except for VOCs, undergo incremental sample preparation by air drying, then passed through a rotary hammer mill, and sieve.
(1)Includes benzene, ethylbenzene, toluene, total xylenes, and methyl tertiary-butyl ether (MTBE)
(2)Includes polycyclic aromatic hydrocarbons
(3) = Analytical method performed only by CT Laboratory (on Equipment Rinsate Blank ER-4); other methods are for Test America Laboratory or by both laboratories.
(4)Propellant nitroglycerin reported by explosives method (SW8330B)

VOC = Volatile Organic Compound
SVOC = Semi-volatile Organic Compound
TAL = Target Analyte List
TPH = Total Petroleum Hydrocarbon
GRO = Gasoline Range Organics
DRO = Diesel Range Organics
PCB = Polychlorinated Biphenyls
EPA = Environmental Protection Agency
SW = Solid Waste
DoD = Department of Defense
SIM – Selected Ion Monitoring
DI = Deionized
MeOH = Methanol

2.0 DATA QUALITY VERIFICATION RESULTS

Data verification is a systematic automated and manual review of all project data for compliance with the FWSAP QAPP Section 10.2.1. This section provides highlights of significant data verification findings (i.e. rejected results, matrix issues), which are discussed in the applicable section below and presented in the reference tables. The reference tables are a summary of all reported data. The DVRWs provide specific details such as acceptance ranges, and spike values for automated parameters. The following parameters are evaluated during data verification:

- Holding time
- Blanks (method blank [MB], initial calibration blank [ICB], and/or continuing calibration blank [CCB])
- Serial Dilution
- Post Digestion Spike
- Internal Standards
- Laboratory control samples (LCS)
- Method Reporting Limit (MRL) check
- Calibration (initial calibration, continuing calibration verification [CCV], and initial calibration verification [ICV])
- Surrogates
- Matrix spike/matrix spike duplicates
- Field duplicate results
- Laboratory case narrative
- Dual column relative percent difference (RPD)
- Sample re-analysis and Secondary dilutions
- Trip Blanks (TB)
- Equipment Rinsate (ER) Blanks
- Source Water (SorW)

2.1 Data Verification Qualifier Definitions

The data verification qualifier flags and there definitions are presented below:

- U Undetected: The analyte was analyzed for, but not detected. Reported at the Limit of Detection (LOD).
- UJ The analyte was not detected with estimated reporting limit: The analyte was not detected; however, the reporting limit is estimated due to discrepancies in meeting certain analyte-specific QC criteria.
- J Estimated: The analyte was positively identified; the quantitation is an estimation due to discrepancies in meeting certain analyte-specific QC criteria. J is also used

to report detections between the detection limit (DL) and Level of Quantitation (LOQ).

- R Rejected: The data are rejected due to deficiencies in meeting QC criteria and may not be used for decision making.
- N The analysis indicates the presence of an analyte for which there is presumptive evidence to make a "tentative identification".
- NJ The analysis indicates the presence of an analyte that has been “tentatively identified” and the associated numerical value represents its approximate concentration.

The DoD QSM data reporting convention will be used. Non-detect data will be reported at the LOD in Appendix D and Appendix E. Within the analytical data package, the laboratory reporting forms also use the DoD QSM convention of reporting non-detect data at the LOD. The laboratory reporting forms also present the LOQ for the sample result.

2.2 Sample Receipt at the Laboratory

All sample custodial possession and transfer requirements were met for samples received at the four laboratories. No data required qualification based on sample condition. The samples coolers were received within the recommended temperature range of 4 ± 2 degrees Celsius (°C) or just below 2° C, but not frozen.

2.3 Holding Times

All extractions and analyses were performed within QAPP method-specific holding times, except for semi-volatile organic compounds (SVOC). Due to a detection of bis(2-ethylhexyl) phthalate in the SVOC method blank, samples 075SD-0002-0001-SD and 075SD-0003-0001-SD were re-extracted beyond the 14-day preparation hold time. Both sets of data were reported by the laboratory. However, the data from the initial extractions (performed within hold time) are considered acceptable, with the exception of bis(2-ethylhexyl) phthalate, for which the data were reported from the re-extraction/re-analysis. Detects in samples exceeding the hold time are qualified J (estimated) and non-detects are qualified as UJ (not detected). See Table 2-1 for qualified data.

Table 2-1: Holding Times

	Date Sampled	SDG	Lab Number	Parameter	Lab Result	Data Review Qualifier	Comments	Final Result
075SD-0002-0001-SD	11/9/2012	240-17467-1	240-17467-2	bis(2-Ethylhexyl) Phthalate	43	UJ	Prep Hold Time	43 UJ
075SD-0003-0001-SD	11/9/2012	240-17467-1	240-17467-4	bis(2-Ethylhexyl) Phthalate	41	J	Prep Hold Time	41 J

Notes:
SDG = Sample Delivery Group
SVOC = Semi-volatile Organic Compound
µg/Kg = Micrograms per kilogram
UJ = Not Detected, with estimated reporting limit
J = Estimated

This page left intentionally blank.

2.4 Tuning and Calibration

All methods using a mass selective detector must be tuned in accordance with the standard operating procedure (SOP), and method calibrations must meet the DoD QSM criteria. All applicable method tunes and initial calibrations met method criteria. Two SVOCs, 3,3'-dichlorobenzidine in sample 075SD-0002-0001-SD and benzo(k)fluoranthene in sample 075SD-0003-0001-SD, and one propellant, nitrocellulose in sample 075SD-0002-0001-SD, had ICV percent differences not meeting criteria. See Table 2-2 for qualified data.

CCV values exceeded criteria in two samples 075SD-0002-0001-SD (2-nitrotoluene; nitrobenzene; 4-nitrotoluene; and pentaerythritol tetranitrate (PETN)) and 075SD-0003-0001-SD (nitrobenzene; 2-nitrotoluene; and PETN). The propellant nitrocellulose exceeded criteria in samples 075SD-0003-0001-SD and 075SD-0002-0001-SD. Five pesticides (delta BHC; endosulfan sulfate; endrin ketone; methoxychlor; and 4,4'-DDD) exceeded criteria in samples 075SD-0003-0001-SD and 075SD-0002-0001-SD. One arochlor (PCB-1016) exceeded criteria in samples 075SD-0003-0001-SD and 075SD-0002-0001-SD. See Table 2-2 for qualified data.

This page left intentionally blank.

Table 2-2: Calibration – Initial and Continuing Calibration Verification

Sample Identification	Date Sampled	SDG	Lab Number	Parameter	Lab Result	Data Review Qualifier	Comments	Final Result
Explosives (mg/Kg)								
075SD-0002-0001-SD	11/9/2012	240-17467-1	240-17467-2	2-Nitrotoluene	0.049	UJ	CCV	0.049 UJ
075SD-0002-0001-SD	11/9/2012	240-17467-1	240-17467-2	4-Nitrotoluene	0.049	UJ	CCV	0.049 UJ
075SD-0002-0001-SD	11/9/2012	240-17467-1	240-17467-2	Nitrobenzene	0.049	UJ	CCV	0.049 UJ
075SD-0002-0001-SD	11/9/2012	240-17467-1	240-17467-2	PETN	0.250	UJ	CCV	0.250 UJ
075SD-0003-0001-SD	11/9/2012	240-17467-1	240-17467-4	2-Nitrotoluene	0.050	UJ	CCV	0.050 UJ
075SD-0003-0001-SD	11/9/2012	240-17467-1	240-17467-4	4-Nitrotoluene	0.050	UJ	CCV	0.050 UJ
075SD-0003-0001-SD	11/9/2012	240-17467-1	240-17467-4	Nitrobenzene	0.050	UJ	CCV	0.050 UJ
075SD-0003-0001-SD	11/9/2012	240-17467-1	240-17467-4	PETN	0.250	UJ	CCV	0.250 UJ
SVOC (µg/Kg)								
075SD-0003-0001-SD	11/9/2012	240-17467-1	240-17467-4	3,3'-Dichlorobenzidine	130	UJ	ICV	130 UJ
Pesticides (µg/Kg)								
075SD-0002-0001-SD	11/9/2012	240-17467-1	240-17467-2	Endosulfan Sulfate	42	UJ	CCV	42 UJ
075SD-0002-0001-SD	11/9/2012	240-17467-1	240-17467-2	Endrin Ketone	21	UJ	CCV	21 UJ
075SD-0002-0001-SD	11/9/2012	240-17467-1	240-17467-2	Methoxychlor	110	UJ	CCV	110 UJ
075SD-0002-0001-SD	11/9/2012	240-17467-1	240-17467-2	delta BHC	42	UJ	CCV	42 UJ
075SD-0002-0001-SD	11/9/2012	240-17467-1	240-17467-2	4,4'-DDD	39	J	CCV	39 J
075SD-0003-0001-SD	11/9/2012	240-17467-1	240-17467-4	4,4'-DDD	31	UJ	CCV	31 UJ
075SD-0003-0001-SD	11/9/2012	240-17467-1	240-17467-4	delta BHC	63	UJ	CCV	63 UJ
075SD-0003-0001-SD	11/9/2012	240-17467-1	240-17467-4	Endosulfan Sulfate	47	UJ	CCV	47 UJ
075SD-0003-0001-SD	11/9/2012	240-17467-1	240-17467-4	Endrin Ketone	31	UJ	CCV	31 UJ

Table 2-2: Calibration – Initial and Continuing Calibration Verification (Continued)

Sample Identification	Date Sampled	SDG	Lab Number	Parameter	Lab Result	Data Review Qualifier	Comments	Final Result
Pesticides (µg/Kg)								
075SD-0003-0001-SD	11/9/2012	240-17467-1	240-17467-4	Methoxychlor	78	UJ	CCV	78 UJ
PCB (µg/Kg)								
075SD-0002-0001-SD	11/9/2012	240-17467-1	240-17467-2	PCB-1016 (Arochlor 1016)	440	J	CCV	440 J
075SD-0003-0001-SD	11/9/2012	240-17467-1	240-17467-4	PCB-1016 (Arochlor 1016)	100	UJ	CCV	100 UJ
Propellants (mg/Kg)								
075SD-0002-0001-SD	11/9/2012	240-17467-1	240-17467-2	Nitrocellulose	400	J	ICV	400 J
075SD-0003-0001-SD	11/9/2012	240-17467-1	240-17467-4	Nitrocellulose	76	UJ	ICV	76 UJ

Notes:
SDG = Sample Delivery Group
SVOC = Semi-volatile Organic Compound
PCB = Polychlorinated Biphenyls
mg/Kg = Milligrams per kilogram
µg/Kg =Micrograms per kilogram
J = Estimated
UJ = Not Detected, with estimated reporting limit
CCV = Continuing Calibration verification
ICV = Initial Calibration Verification
BHC - Hexachlorocyclohexane
DDD = Dichlorodiphenyldichloroethane
PETN = pentaerythritol tetranitrate

2.5 Laboratory Method Blanks, Initial Calibration Blanks, Continuing Calibration Blanks

A laboratory MB is an analyte-free matrix that is carried through the entire sample preparation and analysis sequence for the purpose of identifying potential contamination introduced during preparation and analysis. Method blanks were analyzed for each sample batch for all analyses. ICBs and CCBs are analyzed for metals and nitrocellulose analyses to assess the potential for carry over in the analytical method. If a contaminant is detected below the LOQ and has a result less than 5 times the associated blank level, then the sample value will be U (undetected) flagged at the LOD. If a contaminant is detected above the LOQ and has a result less than 5 times the associated blank level, then the sample value will be U flagged and the LOQ will be changed to that of the contaminant concentration in the sample.

All applicable laboratory blank detections resulting in qualified sample results are presented in Table 2-3. Volatile organic compounds (VOCs), methyl isobutyl ketone (4-methyl-2-pentanone) and styrene, and one SVOC, 1,2-dichlorobenzene, were qualified as non-detect (U) in sample 075SD-0003-0001-SD.

This page left intentionally blank.

Table 2-3: Laboratory Method Blanks

Sample Identification	Date Sampled	SDG	Lab Number	Parameter	Lab Result	Data Review Qualifier	Comments	Final Result
VOC (µg/Kg)								
075SD-0003-0001-SD	11/9/2012	240-17467-1	240-17467-4	Methyl Isobutyl Ketone (4-Methyl-2-pentanone)	1.1	U	MB	1.6 U
075SD-0003-0001-SD	11/9/2012	240-17467-1	240-17467-4	Styrene	0.32	U	MB	0.76 U
SVOC (µg/Kg)								
075SD-0003-0001-SD	11/9/2012	240-17467-1	240-17467-4	1,2-Dichlorobenzene	33	U	MB	42 U

Notes:
SDG = Sample Delivery Group
VOC = Volatile organic compound
SVOC = Semi-volatile organic compound
µg/Kg = Micrograms per kilogram
U = Undetected
MB = Method Blank

This page left intentionally blank.

2.6 Field Blank Quality Control – Trip Blanks, Equipment Rinsate Blanks, and Source Water Samples

A trip blank is an analyte-free matrix that accompanies samples through the sample collection and transportation process to identify potential VOC cross-contamination during storage and shipment. No samples were qualified on the basis of the trip blanks. See Attachment A for trip blank data and equipment rinsate blank data.

Source water sample data are used to determine the pre-existing levels of chemicals in decontamination fluids. For the sampling at this site, three source water samples are associated with the sample data, see Table 1-2. Source water sample SorW-1 was collected from water used to decontaminate hand held tools. Source water samples SorW-2 and SorW-3 were collected from drillers water used to decontaminate direct push sampling tools used in 2012 and 2013, respectively. See Attachment B for source water data.

Source water is used as the final rinsate during equipment decontamination, and samples of this water were submitted as equipment rinsate samples. The equipment rinsate results are evaluated to determine the effectiveness of equipment decontamination. As the source water was tested, the pre-existing levels of chemicals in the equipment rinsate are known, and these are not further evaluated when assessing the equipment rinsate results. Equipment rinsate samples ER-1, ER-2, ER-3, and ER-4 are associated with the source water samples listed above.

Mercury is the constituent of concern for this site, and all source water samples and equipment rinsate blank samples were non-detect for mercury.

The equipment rinsate results show that sampling tools were properly decontaminated and that there was no apparent cross-contamination between soil samples.

2.7 Surrogates

Surrogates are compounds not normally found in the environment that are added (spiked) into samples prior to extraction (for extractable methods) or prior to analysis (for non-extractable methods). The percent recovery (% REC) of each surrogate is used to assess the success of the sample preparation process for an individual sample. All applicable surrogates were within QAPP limits, except for one pesticide sample 075SD-0002-0001-SD with high surrogate recovery on the confirmation column, resulting in qualification of the detected 4,4'-dichlorodiphenyldichloroethylene (DDE) and 4,4'- dichlorodiphenyltrichloroethane (DDT) concentrations, and one explosive sample 075SD-0002-0001-SD with a high surrogate recovery on the confirmation column, resulting in qualification of the detected tetryl concentration. See Table 2-4 for qualified data.

This page left intentionally blank.

Table 2-4: Surrogate Recoveries

Sample Identification	Date Sampled	SDG	Lab Number	Parameter	Lab Result	Data Review Qualifier	Comments	Final Result
Explosives (mg/Kg)								
075SD-0002-0001-SD	11/9/2012	240-17467-1	240-17467-2	Tetryl	0.029	J	Surrogate recovery - high	0.029 J
Pesticides (µg/Kg)								
075SD-0002-0001-SD	11/9/2012	240-17467-1	240-17467-2	4,4'-DDE	12	J	Surrogate recovery - high	12 J
075SD-0002-0001-SD	11/9/2012	240-17467-1	240-17467-2	4,4'-DDT	29	J	Surrogate recovery - high	29 J

Notes:
SDG = Sample Delivery Group
mg/Kg = Milligrams per kilogram
µg/Kg = Micrograms per kilogram
J = Estimated
DDE = Dichlorodiphenyldichloroethylene
DDT = Dichlorodiphenyltrichloroethane

This page left intentionally blank.

2.8 Laboratory Control Samples and/or Laboratory Control Sample Duplicates

An LCS consists of a matrix, similar to that of the field sample, which is spiked with known concentrations of analytes. The LCS % REC is a measure of the accuracy of the preparation and analytical methods. The laboratory control sample duplicate (LCSD), if analyzed, is a duplicate preparation and analysis of the LCS. The differences between the LCS and LCSD recoveries are used to calculate the RPD, which is a measure of the precision of the preparation and analytical methods. LCS samples were analyzed for each sample batch for all analyses. All applicable LCS recoveries were within QAPP limits.

2.9 Matrix Spikes and Matrix Spike Duplicates

MS/MSD analyses measure method accuracy and precision for a project-specific matrix. A field sample is split into three portions (original, MS, and MSD) and known amounts of analytes are added (spiked) into the MS and MSD portions of the sample. The analytical results of these two portions are compared to each other for reproducibility using the RPD. These results are also compared against the unspiked portion of the sample for the percent of the spiked analytes. Low MS recovery exceedances for non-detects are qualified as UJ (non-detect with an estimated reporting limit) and detects qualified as J (estimated). High MS recovery exceedances are qualified as J (estimated) for detections.

MS/MSD samples were provided for all analyses. All MS and MSD recoveries were within QAPP limits except for the following qualifications to sample 075SD-0002-0001-SD. The following were qualified as estimates (J or UJ) due to low MS recoveries: seven VOCs (bromodichloromethane, cis-1,3-dichloropropene, styrene, total xylenes, chlorobenzene, 1,1,1-trichloroethane, and ethylbenzene), four SVOCs (benzo(g,h,i)perylene, hexachloroethane, 3-nitroaniline, and 4-nitroaniline), one propellant (nitroguanidine), two explosives (octahydro-1,3,5,7-tetranitro-1,3,5,7-tetrazocine and tetryl), and two pesticides (4,4’-DDE and 4,4’-DDT). One SVOC (3,3'-dichlorobenzidine), was qualified as R due to MS recovery less than 10%.

Nine VOCs (1,1,1-trichloroethane, 1,1,2,2-tetrachloroethane, chlorobenzene, chloroethane, ethylbenzene, methylene chloride, tetrachloroethylene (PCE), toluene, and xylenes, total) were qualified as estimates (UJ) due to MS/MSD RPDs greater than criteria. The MS/MSD RPD for SVOC 3,3'-dichlorobenzidine was also greater than criteria; however, the previously rejection qualification supersedes any other qualification. See Table 2-5 for qualified results.

This page left intentionally blank.

Table 2-5: Matrix Spike/Matrix Spike Duplicate Recoveries and Relative Percent Differences

Sample Identification	Date Sampled	SDG	Lab Number	Parameter	Lab Result	Data Review Qualifier	Comments	Final Result
VOC (µg/Kg)								
075SD-0002-0001-SD	11/9/2012	240-17467-1	240-17467-2	1,1,1-Trichloroethane	1.5	UJ	MS RPD	1.5 UJ
075SD-0002-0001-SD	11/9/2012	240-17467-1	240-17467-2	1,1,2,2-Tetrachloroethane	0.76	UJ	MS RPD	0.76 UJ
075SD-0002-0001-SD	11/9/2012	240-17467-1	240-17467-2	Chloroethane	1.5	UJ	MS RPD	1.5 UJ
075SD-0002-0001-SD	11/9/2012	240-17467-1	240-17467-2	Methylene Chloride	1.5	UJ	MS RPD	1.5 UJ
075SD-0002-0001-SD	11/9/2012	240-17467-1	240-17467-2	Toluene	0.76	UJ	MS RPD	0.76 UJ
075SD-0002-0001-SD	11/9/2012	240-17467-1	240-17467-2	Bromodichloromethane	0.76	UJ	MS Recovery - low	0.76 UJ
075SD-0002-0001-SD	11/9/2012	240-17467-1	240-17467-2	cis-1,3-Dichloropropene	0.76	UJ	MS Recovery - low	0.76 UJ
075SD-0002-0001-SD	11/9/2012	240-17467-1	240-17467-2	Styrene	0.31	J	MS Recovery - low	0.31 J
075SD-0002-0001-SD	11/9/2012	240-17467-1	240-17467-2	Xylenes, Total	2.3	UJ	MS Recovery – low, MS RPD	2.3 UJ
075SD-0002-0001-SD	11/9/2012	240-17467-1	240-17467-2	Chlorobenzene	0.76	UJ	MS Recovery – low, MS RPD	0.76 UJ
075SD-0002-0001-SD	11/9/2012	240-17467-1	240-17467-2	Tetrachloroethylene (PCE)	1.5	UJ	MS Recovery – low, MS RPD	1.5 UJ
075SD-0002-0001-SD	11/9/2012	240-17467-1	240-17467-2	Ethylbenzene	0.76	UJ	MS Recovery – low, MS RPD	0.76 UJ
SVOC (µg/Kg)								
075SD-0002-0001-SD	11/9/2012	240-17467-1	240-17467-2	3,3'-Dichlorobenzidine	130	R	MS Recovery < 10%, MS RPD	130 R
075SD-0002-0001-SD	11/9/2012	240-17467-1	240-17467-2	3-Nitroaniline	130	UJ	MS Recovery - low	130 UJ
075SD-0002-0001-SD	11/9/2012	240-17467-1	240-17467-2	4-Nitroaniline	43	UJ	MS Recovery - low	43 UJ
075SD-0002-0001-SD	11/9/2012	240-17467-1	240-17467-2	Benzo(g,h,i)perylene	120	J	MS Recovery - low	120 J
075SD-0002-0001-SD	11/9/2012	240-17467-1	240-17467-2	Hexachloroethane	43 U	UJ	MS Recovery - low	43 UJ

Table 2-5: Matrix Spike/Matrix Spike Duplicate Recoveries and Relative Percent Differences (Continued)

Sample Identification	Date Sampled	SDG	Lab Number	Parameter	Lab Result	Data Review Qualifier	Comments	Final Result
Propellants (mg/Kg)								
075SD-0002-0001-SD	11/9/2012	240-17467-1	240-17467-2	Nitroguanidine	0.039	UJ	MS Recovery - low	0.0.039 UJ
Pesticides (µg/Kg)								
075SD-0002-0001-SD	11/9/2012	240-17467-1	240-17467-2	4,4'-DDE	13	J	MS Recovery - low	13 J
075SD-0002-0001-SD	11/9/2012	240-17467-1	240-17467-2	4,4'-DDT	29	J	MS Recovery - low	29 J
Explosives (mg/kg)								
075SD-0002-0001-SD	11/9/2012	240-17467-1	240-17467-2	HMX	0.049	UJ	MS Recovery - low	0.049 UJ
075SD-0002-0001-SD	11/9/2012	240-17467-1	240-17467-2	Tetryl	0.029	J	MS Recovery - low	0.029 J

Notes:
SDG = Sample Delivery Group
VOC = Volatile Organic Compound
SVOC = Semi-volatile Organic Compound
µg/Kg = Micrograms per kilogram
mg/Kg = Milligrams per kilogram
DDE =Dichlorodiphenyldichloroethylene
DDT = Dichlorodiphenyltrichloroethane
HMX =Octahydro-1,3,5,7-tetranitro-1,3,5,7-tetrazocine
MS = Matrix Spike
RPD = Relative Percent Difference
J = Estimated
UJ = Not Detected, with estimated reporting limit
R = Rejected

2.10 Field Duplicates

Field sample 075SD-0002-0001-SD and field duplicate 075SD-0003-0001-SD analytical results provide information on the ability to reproduce field results and account for error introduced from handling, shipping, preparing, and analyzing field samples. All field duplicate RPDs were within limits, except for those shown on Table 2-6. See the field duplicate DVRW for all field duplicate results.

2.11 Dilutions and Re-Analyses

Secondary dilutions are made as required to stay within the calibration range of the analytical method or to overcome matrix issues. Re-analyses are performed as necessary to confirm QC exceedances in accordance with the method SOP and DoD QSM. Re-extractions were performed for two SVOCs outside holding time, as corrective action; however, the re-extraction and original results were similar. The original SVOC results were reported, with the exception of bis(2-ethylhexyl)phthalate. Dilutions were necessary for pesticide field sample 075SD-0002-0001-SD and field duplicate 075SD-0003-0001-SD. All LODs were below FWSAP Facility-Wide Clean-up Goals (FWCUG), except for aldrin. The referenced FWCUGs are presented in the Facility-Wide Human Health Cleanup Goals for the Ravenna Army Ammunition Plant Table 5-8 and Table 5-9 (SAIC 2010).

2.12 Internal Standards

All methods using internal calibration must have internal standards spiked into them in accordance with the method SOP and DoD QSM. All applicable internal standards were within method criteria.

2.13 Serial Dilution

Serial dilution for metals analysis may be performed if MS recovery is out of limits and analyte results are greater than 50 times the MRL. Serial dilutions were within QC limits.

2.14 Post Digestion Spikes

Post digestion spikes for metals analysis may be performed if MS recovery is out of limits and analyte results are not greater than 50 times the MRL. All post digestion spikes were within QC limits.

This page left intentionally blank.

Table 2-6: Field Duplicate Relative Percent Differences

Sample Identification	Date Sampled	SDG	Lab Number	Parameter	Lab Result	Data Review Qualifier	Comments	Final Result
SVOC (µg/Kg)								
075SD-0002-0001-SD	11/9/2012	240-17467-1	240-17467-2	1,2-Dichlorobenzene	140	J	Field Duplicate RPD	140 J
075SD-0002-0001-SD	11/9/2012	240-17467-1	240-17467-2	Anthracene	57	J	Field Duplicate RPD	57 J
075SD-0002-0001-SD	11/9/2012	240-17467-1	240-17467-2	Benzo (b) fluoranthene	360	J	Field Duplicate RPD	360 J
075SD-0002-0001-SD	11/9/2012	240-17467-1	240-17467-2	Chrysene	270	J	Field Duplicate RPD	270 J
075SD-0002-0001-SD	11/9/2012	240-17467-1	240-17467-2	Phenanthrene	260	J	Field Duplicate RPD	260 J
075SD-0003-0001-SD	11/9/2012	240-17467-1	240-17467-4	1,2-Dichloro-benzene	42	UJ	Field Duplicate RPD	42 UJ
075SD-0003-0001-SD	11/9/2012	240-17467-1	240-17467-4	Anthracene	33	J	Field Duplicate RPD	33 J
075SD-0003-0001-SD	11/9/2012	240-17467-1	240-17467-4	Benzo (b) fluoranthene	210	J	Field Duplicate RPD	210 J
075SD-0003-0001-SD	11/9/2012	240-17467-1	240-17467-4	Chrysene	160	J	Field Duplicate RPD	160 J
075SD-0003-0001-SD	11/9/2012	240-17467-1	240-17467-4	Phenanthrene	140	J	Field Duplicate RPD	140 J
Metals (mg/Kg)								
075SD-0002-0001-SD	11/9/2012	240-17467-1	240-17467-2	Mercury	0.464	J	Field Duplicate RPD	0.46 J
075SD-0002-0001-SD	11/9/2012	240-17467-2	240-17467-2	Antimony	0.21	J	Field Duplicate RPD	0.21 J
075SD-0002-0001-SD	11/9/2012	240-17467-2	240-17467-2	Beryllium	0.89	J	Field Duplicate RPD	0.89 J
075SD-0002-0001-SD	11/9/2012	240-17467-2	240-17467-2	Calcium	6400	J	Field Duplicate RPD	6400 J
075SD-0002-0001-SD	11/9/2012	240-17467-2	240-17467-2	Magnesium	2800	J	Field Duplicate RPD	2800 J
075SD-0002-0001-SD	11/9/2012	240-17467-2	240-17467-2	Manganese	2200	J	Field Duplicate RPD	2200 J
075SD-0002-0001-SD	11/9/2012	240-17467-2	240-17467-2	Sodium	75	J	Field Duplicate RPD	75 J
075SD-0003-0001-SD	11/9/2012	240-17467-1	240-17467-4	Mercury	1.10	J	Field Duplicate RPD	1.1 J
075SD-0003-0001-SD	11/9/2012	240-17467-2	240-17467-4	Antimony	0.43	J	Field Duplicate RPD	0.43 J

Table 2-6: Field Duplicate Relative Percent Differences (Continued)

Sample Identification	Date Sampled	SDG	Lab Number	Parameter	Lab Result	Data Review Qualifier	Comments	Final Result
Metals (mg/Kg)								
075SD-0003-0001-SD	11/9/2012	240-17467-2	240-17467-4	Beryllium	1.7	J	Field Duplicate RPD	1.7 J
075SD-0003-0001-SD	11/9/2012	240-17467-2	240-17467-4	Calcium	50000	J	Field Duplicate RPD	50000 J
075SD-0003-0001-SD	11/9/2012	240-17467-2	240-17467-4	Magnesium	5600	J	Field Duplicate RPD	5600 J
075SD-0003-0001-SD	11/9/2012	240-17467-2	240-17467-4	Manganese	4100	J	Field Duplicate RPD	4100 J
075SD-0003-0001-SD	11/9/2012	240-17467-2	240-17467-4	Sodium	310	J	Field Duplicate RPD	310 J

Notes:
SDG = Sample Delivery Group
SVOC = Semi-volatile Organic Compound
µg/Kg = Microgram per Kilogram
mg/Kg = Milligram per Kilogram
RPD = Relative Percent Difference
J = Estimated
UJ = Not Detected, with estimated reporting limit

2.15 Dual Column Relative Percent Difference

All detected results from dual column methods were confirmed on a second column. Dual column comparisons between the detected explosive, pesticide and PCB results was made using the identification summary forms. All applicable dual column results were within QC limits, except for tetryl in sample 075-0002-0001-SD. See Table 2-7 for the dual column RPD results.

2.16 Method Reporting Limit Checks

The ability of the laboratory to quantitatively meet the MRL is verified by analyzing pre-analysis and post-analysis MRL check samples. The MRL check criterion is 70-130%. If the MRL % REC is less than 70%, then non-detects are qualified as UJ and detects are qualified as J. If the MRL % REC is greater than 130%, then detects are qualified as J. If the MRL % REC is less than 10%, then non-detects are qualified as R and detects are qualified as J.

The MRL check is within limits for all methods, except for methylene chloride in one VOC sample 075-0003-0001-SD. See Table 2-8 for qualified result.

This page left intentionally blank.

Table 2-7: Dual Column Relative Percent Differences

Sample Identification	Date Sampled	SDG	Lab Number	Parameter	Lab Result	Data Review Qualifier	Comments	Final Result
Explosives (mg/Kg)								
075SD-0002-0001-SD	11/9/2012	240-17467-1	240-17467-2	Tetryl	0.029	J	Column RPD	0.029 J

Notes:
SDG = Sample Delivery Group
mg/Kg = Milligrams per kilogram
RPD = Relative Percent Difference
J = Estimated

Table 2-8: Method Reporting Limit Check Recoveries

Sample Identification	Date Sampled	SDG	Lab Number	Parameter	Lab Result	Data Review Qualifier	Comments	Final Result
VOC (µg/Kg)								
075SD-0003-0001-SD	11/9/2012	240-17467-1	240-17467-4	Methylene Chloride	4.1	J	MRL Recovery - high	4.1 J

Notes:
SDG = Sample Delivery Group
VOC = Volatile Organic Compound
µg/Kg = Micrograms per kilogram
J = Estimated
MRL = Method reporting limit

This page left intentionally blank.

3.0 OVERALL ASSESSMENT

The following subsections present the field completeness, analytical completeness, and project completeness determinations for this project.

3.1 Field Completeness

Field completeness for sample collection was assessed by comparing the number of sample points sampled to the number of sample points planned for collection in accordance with FWQAPP Section 13.1. Field completeness was 100%. See Table 3-1 for a field completeness summary.

3.2 Analytical Completeness

Analytical completeness was assessed by comparing the number of valid (analytes that have not been rejected) laboratory analyte measurements performed to the number of laboratory analyte measurements planned. Analytical completeness was 100% for all mercury site characterization samples. The analytical completeness for the full-suite samples was 100%, except for SVOCs with a 99.24% analytical completeness. The SVOC 3,3'-dichlorobenzidine had MS and MSD recoveries less than 10%, resulting in that analyte in one sample being qualified as R. Full analytical completeness including SVOC analyses is 99.71%. See Table 3-2 for an analytical completeness summary.

3.3 Project Completeness

Project completeness combines sampling and analytical protocols to assess the expectations of the project as a whole. Project completeness is determined by comparing the percentage of samples/measurements that are determined to be usable to the total number of samples/ measurements planned. Project completeness is calculated using the field completeness and analytical completeness (quality data) percentages. The overall project completeness exceeds the project completeness goal of 90%, with 99.71% completeness for all analyses (not including the 5 additional mercury analysis performed). Project completeness for characterization of mercury was greater than 100%. See Table 3-3 for the project completeness results.

3.4 Data Usability

The overall quality of the CC RVAAP-75 George Road Sewage Treatment Plant Mercury Spill Site Inspection (SI) information meets or exceeds the established project objectives. Through proper implementation of the project data verification and assessment process, 99.71% of the project information has been determined to be acceptable for use.

Data are usable as qualified J, U, or UJ. Data that have been estimated provide indications of either accuracy, precision, or sensitivity being less than desired but adequate for interpretation. A single result has been qualified R. The SVOC 3,3'-Dichlorobenzidine had MS and MSD recoveries less than criteria (<10%), resulting in analytes being qualified R. All undetected analytes were reported at detection levels that were adequate for use during data interpretation and statistical applications. All results with final qualifiers are presented in Appendix E.

Data produced for this project demonstrate they can withstand scientific scrutiny; are appropriate for its intended purpose; are technically defensible; and are of known and acceptable sensitivity, precision, and accuracy. Data integrity has been documented through proper implementation of quality assurance (QA) and QC measures. A third-party QA data validation report was completed, which is in general concurrence with the data verification findings, and that report is provided in Appendix F. One pesticide result (aldrin) had an LOD greater than the FWQAPP requirements, as documented in Section 2.11. Data with elevated limits were still usable. The environmental information presented has an established confidence that allows utilization for the project objectives and provides data for future needs.

Table 3-1: Field Completeness Summary[1]

	VOC	SVOC	TAL Metals	PCB	Pesticides	Explosives[2]	Propellants[3]	Mercury
Collected Field Samples	2	2	2	2	2	2	2	15
Planned Field Samples	2	2	2	2	2	2	2	10
% Complete	100	100	100	100	100	100	100	150

Table 3-2: Analytical Completeness Summary

	VOC	SVOC	TAL Metals	PCB	Pesticides	Explosives[2]	Propellants[3]	Mercury
Valid Analytes	66	131	46	14	42	30	4	15
Collected Analytes	66	132	46	14	42	30	4	15
% Complete	100	99.2	100	100	100	100	100	100

Table 3-3: Project Completeness Summary

	VOC	SVOC	TAL Metals	PCB	Pesticides	Explosives[2]	Propellants[3]	Mercury
Valid Analytes	66	131	46	14	42	30	4	15
Planned Analytes	66	132	46	14	42	30	4	10
% Complete	100	99.2	100	100	100	100	100	150

Notes for Table 3-1, 3-2, and 3-3:

1) Only field samples are included in completeness tally
2) Nitroglycerin counted for completeness as an explosive
3) Propellants include nitroguanidine, nitrocellulose, and nitroglycerin.

VOC = Volatile Organic Compound
SVOC = Semi-volatile Organic Compound
TAL = Target Analyte List
PCB = Polychlorinated Biphenyls

This page left intentionally blank.

4.0 REFERENCES

ECC, 2012. *Final Quality Assurance Project Plan for Site Inspections and Remedial Investigations at Compliance Restoration Sites Revision 0 Ravenna Army Ammunition Plant Ravenna, Ohio,* Revision 0. July.

Science Applications International Corporation (SAIC), 2010. *Final Facility-Wide Human Health Cleanup Goals for the Ravenna Army Ammunition Plant Ravenna, Ohio, Revision 0*. March.

SAIC, 2011. *Final Facility-Wide Sampling and Analysis Plan for Environmental Investigations, Revision 0*. February.

United States Department of Defense (DoD), 2009. *Final Quality Systems Manual for Environmental Laboratories,* Environmental Data Quality Workgroup, Final Version 4.1. April.

United States Army Corp of Engineers (USACE), 2007 *Louisville DoD QSM Supplement Version 1*. Final, March.

United States Environmental Protection Agency (USEPA), 2008. *Final Contract Laboratory Program National Functional Guidelines for Superfund Organic Data Review*, EPA-540/R-08-01. June.

USEPA, 2010. *Final Contract Laboratory Program National Functional Guidelines for Superfund Inorganic Data Review*, EPA-540-R-10-011. January.

This page left intentionally blank.

WORKSHEETS AND ATTACHMENTS
(Note – To be provided on disc only)

This page left intentionally blank.

WORKSHEET 1

Automated Data Review Summary for 240-17467-1

This page left intentionally blank.

AUTOMATED DATA REVIEW SUMMARY for 240-17467-1_(75-SD)2

Facility: Ravenna Army Ammunition Plant

Event: Fall 2012 SI/RI Sampling

Guidance Document: Ravenna Army Ammunition Plant, Quality Assurance Project Plan, Oct. 3, 2012

Contract Laboratory: TestAmerica, Inc., North Canton, OH

Field Contractor: Environmental Chemical Corporation, Otis Ang Base, MA

Data Review Contractor:

SDG: 240-17467-1_(75-SD)2, Certified - 1/8/2013 by frederickroche

QC Level: ADR

Project Manager:

Data Reviewer: Jackson Kiker

Data Reviewer Title:

Date of Review Report:

Samples Included in SDG 240-17467-1_(75-SD)2

Analytical Method/ Leach Method	Normal Soil Samples	Normal Water Samples	Field QC Soil Samples	Field QC Water Samples
E353.2/NONE	1		1	
SW7471A/NONE	2		1	
SW8081/NONE	1		1	
SW8082/NONE	1		1	
SW8260B/NONE	1	1	1	0
SW8270C/NONE	1		1	
SW8330B/NONE	1		1	

AUTOMATED DATA REVIEW SUMMARY for 240-17467-1_(75-SD)2

This report assesses the analytical data quality associated with the analyses listed on the preceding cover page. This assessment has been made through a combination of automated data review (ADR) and supplemental manual review, the details of which are described below. The approach taken in the review of this data set is consistent with the requirements contained in the Ravenna Army Ammunition Plant, Quality Assurance Project Plan, Oct. 3, 2012 to the extent possible. Where definitive guidance is not provided, data has been evaluated in a conservative manner using professional judgment. In cases where two qualifiers are listed as an action, such as 'J/UJ', the first qualifier applies to positive results, and the second to non-detect results.

Samples were collected by Environmental Chemical Corporation, Otis Ang Base, MA; analyses were performed by TestAmerica, Inc., North Canton, OH and were reported under sample delivery group (SDG) 240-17467-1_(75-SD)2. Results have been evaluated electronically using electronic data deliverables (EDDs) provided by the laboratory. The laboratory data summary forms (hard copy) have been reviewed during this effort and compared to the automated review output. Findings based on the automated data submission and manual data verification processes are detailed in the ADR narrative.

The following quality control elements were supported by the electronic deliverable and were evaluated during this review effort:

- Blank
- Blank - Negative
- Field Duplicate RPD
- LCS Recovery
- MS Recovery
- MS RPD
- Prep Hold Time
- Surrogate
- Test Hold Time

The following quality control elements were either not applicable to the deliverable, or were not supported by the electronic deliverable, and were therefore not included in the automated data review. Those elements required for the project were reviewed manually, as narrated in the Comment section below.

- Ambient Blank
- Calibration Blank
- Calibration Blank - Negative
- Continuing Calibration Verification
- Equipment Blank

AUTOMATED DATA REVIEW SUMMARY for 240-17467-1_(75-SD)2

Field Blank

Initial Calibration Verification

Lab Replicate RPD

LCS RPD

Material Blank

Trip Blank

AUTOMATED DATA REVIEW SUMMARY for 240-17467-1_(75-SD)2

A representative sampling or ten percent of sample and QC results were manually evaluated for compliance with project specific requirements and consistency with hard copy results. The following summaries were generated during the evaluation of this data set and are included in this report as applicable.

Batch – The analytical batch report is reviewed for completeness and compliance with project specific requirements. Incomplete or non-compliant run sequences are identified and their impact on data quality are discussed in the narrative.

QC Outlier – Results exceeding the evaluation criteria are reviewed for compliance with project requirements and a minimum of ten percent of the non-compliant QC values reported electronically are verified for consistency with hard-copy values.

Qualified Results – Qualified results are evaluated for compliance with project requirements and ten percent of qualified results are verified for consistency with the QC Outliers.

Rejected Results – All rejected results are evaluated for compliance with project requirements. The reason for rejection of the data is verified against hard copy data.

Field Duplicates – Field duplicate comparison results are evaluated for compliance with project requirements and ten percent of values reported are verified for consistency with the hard-copy data.

Data Submission Warnings – Warnings encountered during the data submission process are evaluated and their affect on data quality is discussed in the narrative below.

Analytical deficiencies, project non-compliance issues and inconsistencies with hard copy results observed during ADR evaluation process and their impact on data quality are summarized in the narrative below.

A total of 74 results (22.09%) out of the 335 results (sample and field QC samples) reported are qualified based on review and 1 results (0.30%) have been rejected. Trace values are not counted as qualified results in the above count. The qualified results are detailed in the following tables and discussed in the narrative below, where appropriate.

Narrative Comments

Analytical Method	Comment
E353.2	
SW7471A	

AUTOMATED DATA REVIEW SUMMARY for 240-17467-1_(75-SD)2

SW8081	
SW8082	
SW8260B	
SW8270C	
SW8330B	

Reviewed by Jackson Kiker,

AUTOMATED DATA REVIEW SUMMARY for 240-17467-1_(75-SD)2

Reason and Comment Code Definitions

Reasons	
Code	**Definition**
A	Serial dilution
A1	Ambient Blank
B	The analyte was found in an associated blank as well as in the sample.
B2	CCB
B3	CCB - Neg
c	LCS - low
C	LCS Recovery
d	Field Duplicate RPD
D	MS RPD
D1	Lab Replicate RPD
D2	No precision available
F	Field Blank
F1	Hydrocarbon pattern does not match standard
G1	Initial Calibration RRF
G2	Initial Calibration RSD
h	Holding time exceeded by less than 2X.
H	Holding time exceeded by more than 2X.
H1	Test Hold Time
H2	Prep Hold Time
I	Surrogate recovery outside project limits.
J	CRA/CRI Recovery
K	An analyte (non-common laboratory artifact) was detected in the sample at a concentration less than 5X the concentration detected in the associated method blank.
L	Lab Blank
L1	Lab Blank - Neg
m	MS - low
M	MS Recovery
N	Blank - No Action

AUTOMATED DATA REVIEW SUMMARY for 240-17467-1_(75-SD)2

Reason and Comment Code Definitions

O	ICS
P	Sample preservation/collection requirement not met.
P1	Column RPD
P2	Improper preparation/extraction
q	Encore sample holding time exceeded by less than 2X.
Q	Encore sample holding time exceeded by more than 2X.
Q1	Material Blank
R	Exceeds LinearCalibration Range
S	Internal standard
T	Trip Blank
TI	Tentatively Identified Compound
TR	Trace Level Detect
U	Receipt Temperature
V	Equipment Blank
V1	ICV
V2	CCV
V3	CCV RRF
V4	Sample Receipt Condition
W	Column breakdown (pesticides)
X	Raised reporting limit
Y	Cooler temperature greater than 10 degreec C.
y	Cooler temperature greater than 4 degrees C, but less than 10 degreec C.
Y1	False Positive
Y2	Data rejected due to radiological anomolies
Z	LCS RPD
Z2	Analyte not confirmed on second column
Z3	High percent moisture in sample.

AUTOMATED DATA REVIEW SUMMARY for 240-17467-1_(75-SD)2

Flag Code and Definitions	
Flag	Definition
U	Undetected: The analyte was analyzed for, but not detected.
UJ	The analyte was not detected; however, the result is estimated due to discrepancies in meeting certain analyte-specific quality control criteria.
J	Estimated: The analyte was positively identified, the quantitation is an estimation due to discrepancies in meeting certain analyte-specific quality control criteria.
R	The data are rejected due to deficiencies in meeting QC criteria and may not be used for decision making.
N	The analysis indicates the presence of an analyte for which there is presumptive evidence to make a "tentative identification".
NJ	The analysis indicates the presence of an analyte that has been “tentatively identified” and the associated numerical value represents its approximate concentration.

AUTOMATED DATA REVIEW SUMMARY for 240-17467-1_(75-SD)2

Batch Report

Test Method: E353.2; Leach Method: NONE

Analytical Batch	Prep Batch	Leach Batch	Location	Matrix	Field Sample ID	Lab Sample ID	Calibration Ref	Run#/ Dil'n	Collection Date/Time	Extract Date/Time	Analysis Date/Time	Sample Type
6863	6824	NA	LABQC	SQ	LABQC	MB 320-6800/1-B		1/1	04-Dec-2012 7:05 AM	04-Dec-2012 7:05 AM	04-Dec-2012 2:12 PM	LB
	6824	NA	LABQC	SQ	LABQC	LCS 320-6800/2-B		1/1	04-Dec-2012 7:05 AM	04-Dec-2012 7:05 AM	04-Dec-2012 2:14 PM	BS
	6824	NA	75-GRTP-DU2-SS	SE	075SD-0002-0001-SD	240-17467-2		1/1	09-Nov-2012 2:00 PM	04-Dec-2012 7:05 AM	04-Dec-2012 2:42 PM	N
	6824	NA	75-GRTP-DU2-SS	SE	075SD-0003-0001-SD	240-17467-4		1/1	09-Nov-2012 2:00 PM	04-Dec-2012 7:05 AM	04-Dec-2012 2:46 PM	FD

Test Method: SW7471A; Leach Method: NONE

Analytical Batch	Prep Batch	Leach Batch	Location	Matrix	Field Sample ID	Lab Sample ID	Calibration Ref	Run#/ Dil'n	Collection Date/Time	Extract Date/Time	Analysis Date/Time	Sample Type
67078	66302	NA	LABQC	SQ	LABQC	MB 240-66302/1-A		1/1	26-Nov-2012 2:45 PM	26-Nov-2012 2:45 PM	30-Nov-2012 2:20 PM	LB
	66302	NA	LABQC	SQ	LABQC	LCS 240-66302/2-A		1/1	26-Nov-2012 2:45 PM	26-Nov-2012 2:45 PM	30-Nov-2012 2:22 PM	BS
	66302	NA	75-GRTP-DU2-SS	SE	075SD-0002-0001-SD	240-17467-2		1/1	09-Nov-2012 2:00 PM	26-Nov-2012 2:45 PM	30-Nov-2012 2:27 PM	N
	66302	NA	75-GRTP-DU1-SS	SE	075SD-0001-0001-SD	240-17467-1		1/5	09-Nov-2012 2:15 PM	26-Nov-2012 2:45 PM	30-Nov-2012 2:30 PM	N
	66302	NA	75-GRTP-DU2-SS	SE	075SD-0003-0001-SD	240-17467-4		1/1	09-Nov-2012 2:00 PM	26-Nov-2012 2:45 PM	30-Nov-2012 2:45 PM	FD

Test Method: SW8081; Leach Method: NONE

Analytical Batch	Prep Batch	Leach Batch	Location	Matrix	Field Sample ID	Lab Sample ID	Calibration Ref	Run#/ Dil'n	Collection Date/Time	Extract Date/Time	Analysis Date/Time	Sample Type
66500	65759	NA	LABQC	SQ	LABQC	LCS 240-65759/18-A		1/1	20-Nov-2012 11:21 AM	20-Nov-2012 11:21 AM	28-Nov-2012 3:36 PM	BS
	65759	NA	75-GRTP-DU2-SS	SE	075SD-0002-0001-SD	240-17467-2		1/20	09-Nov-2012 2:00 PM	20-Nov-2012 11:21 AM	28-Nov-2012 4:04 PM	N
	65759	NA	75-GRTP-DU2-SS	SE	075SD-0002-0001-SD	240-17467-2		1/20	09-Nov-2012 2:00 PM	20-Nov-2012 11:21 AM	28-Nov-2012 4:31 PM	N
	65759	NA	75-GRTP-DU2-SS	SE	075SD-0002-0001-SD	240-17467-2		1/20	09-Nov-2012 2:00 PM	20-Nov-2012 11:21 AM	28-Nov-2012 4:59 PM	N
	65759	NA	75-GRTP-DU2-SS	SE	075SD-0003-0001-SD	240-17467-4		1/10	09-Nov-2012 2:00 PM	20-Nov-2012 11:21 AM	28-Nov-2012 5:27 PM	FD

AUTOMATED DATA REVIEW SUMMARY for 240-17467-1_(75-SD)2

Batch Report

Test Method: SW8081; Leach Method: NONE

Analytical Batch	Prep Batch	Leach Batch	Location	Matrix	Field Sample ID	Lab Sample ID	Calibration Ref	Run#/ Dil'n	Collection Date/Time	Extract Date/Time	Analysis Date/Time	Sample Type
66500	65759	NA	LABQC	SQ	LABQC	MB 240-65759/17-A		1/1	20-Nov-2012 11:21 AM	20-Nov-2012 11:21 AM	29-Nov-2012 12:47 AM	LB

Test Method: SW8082; Leach Method: NONE

Analytical Batch	Prep Batch	Leach Batch	Location	Matrix	Field Sample ID	Lab Sample ID	Calibration Ref	Run#/ Dil'n	Collection Date/Time	Extract Date/Time	Analysis Date/Time	Sample Type
66323	65753	NA	75-GRTP-DU2-SS	SE	075SD-0002-0001-SD	240-17467-2		1/1	09-Nov-2012 2:00 PM	20-Nov-2012 11:06 AM	27-Nov-2012 4:06 AM	N
	65753	NA	75-GRTP-DU2-SS	SE	075SD-0002-0001-SD	240-17467-2		1/1	09-Nov-2012 2:00 PM	20-Nov-2012 11:06 AM	27-Nov-2012 4:21 AM	N
	65753	NA	75-GRTP-DU2-SS	SE	075SD-0003-0001-SD	240-17467-4		1/1	09-Nov-2012 2:00 PM	20-Nov-2012 11:06 AM	27-Nov-2012 4:51 AM	FD
	65753	NA	LABQC	SQ	LABQC	MB 240-65753/23-A		1/1	20-Nov-2012 11:06 AM	20-Nov-2012 11:06 AM	27-Nov-2012 5:50 AM	LB
	65753	NA	LABQC	SQ	LABQC	LCS 240-65753/24-A		1/1	20-Nov-2012 11:06 AM	20-Nov-2012 11:06 AM	27-Nov-2012 8:35 AM	BS

Test Method: SW8260B; Leach Method: NONE

Analytical Batch	Prep Batch	Leach Batch	Location	Matrix	Field Sample ID	Lab Sample ID	Calibration Ref	Run#/ Dil'n	Collection Date/Time	Extract Date/Time	Analysis Date/Time	Sample Type
65171	NA	NA	LABQC	SQ	LABQC	LCS 240-65171/7		1/1	15-Nov-2012 1:03 PM		15-Nov-2012 1:03 PM	BS
	NA	NA	LABQC	SQ	LABQC	MB 240-65171/8		1/1	15-Nov-2012 1:25 PM		15-Nov-2012 1:25 PM	LB
	64955	NA	75-GRTP-DU2-SS	SE	075SD-0002-0001-SD	240-17467-2		1/1	09-Nov-2012 2:00 PM	09-Nov-2012 8:15 PM	15-Nov-2012 5:44 PM	N
	64955	NA	75-GRTP-DU2-SS	SE	075SD-0002-0001-SD	240-17467-2		1/1	09-Nov-2012 2:00 PM	09-Nov-2012 8:15 PM	15-Nov-2012 6:05 PM	N
	64955	NA	75-GRTP-DU2-SS	SE	075SD-0002-0001-SD	240-17467-2		1/1	09-Nov-2012 2:00 PM	09-Nov-2012 8:15 PM	15-Nov-2012 6:27 PM	N
	64955	NA	75-GRTP-DU2-SS	SE	075SD-0003-0001-SD	240-17467-4		1/1	09-Nov-2012 2:00 PM	09-Nov-2012 8:15 PM	15-Nov-2012 6:48 PM	FD
64831	64831	NA	LABQC	WQ	LABQC	LCS 240-64831/4		1/1	13-Nov-2012 12:10 PM	13-Nov-2012 12:10 PM	13-Nov-2012 12:10 PM	BS
	64831	NA	LABQC	WQ	LABQC	MB 240-64831/6		1/1	13-Nov-2012 12:55 PM	13-Nov-2012 12:55 PM	13-Nov-2012 12:55 PM	LB

AUTOMATED DATA REVIEW SUMMARY for 240-17467-1_(75-SD)2

Batch Report

Test Method: SW8260B; Leach Method: NONE

Analytical Batch	Prep Batch	Leach Batch	Location	Matrix	Field Sample ID	Lab Sample ID	Calibration Ref	Run#/ Dil'n	Collection Date/Time	Extract Date/Time	Analysis Date/Time	Sample Type
64831	64831	NA	75-GRTP-DU2-SS	WG	075SD-0004-0001-TB	240-17467-3		1/1	09-Nov-2012 7:00 AM	13-Nov-2012 2:43 PM	13-Nov-2012 2:43 PM	N

Test Method: SW8270C; Leach Method: NONE

Analytical Batch	Prep Batch	Leach Batch	Location	Matrix	Field Sample ID	Lab Sample ID	Calibration Ref	Run#/ Dil'n	Collection Date/Time	Extract Date/Time	Analysis Date/Time	Sample Type
67070	65933	NA	LABQC	SQ	LABQC	MB 240-65933/23-A		1/1	21-Nov-2012 11:36 AM	21-Nov-2012 11:36 AM	03-Dec-2012 4:43 PM	LB
	65933	NA	LABQC	SQ	LABQC	LCS 240-65933/24-A		1/1	21-Nov-2012 11:36 AM	21-Nov-2012 11:36 AM	03-Dec-2012 5:08 PM	BS
	65933	NA	75-GRTP-DU2-SS	SE	075SD-0003-0001-SD	240-17467-4		1/1	09-Nov-2012 2:00 PM	21-Nov-2012 11:36 AM	03-Dec-2012 7:15 PM	FD
	65933	NA	75-GRTP-DU2-SS	SE	075SD-0002-0001-SD	240-17467-2		1/1	09-Nov-2012 2:00 PM	21-Nov-2012 11:36 AM	03-Dec-2012 7:40 PM	N
	65933	NA	75-GRTP-DU2-SS	SE	075SD-0002-0002-SD	240-17467-2		1/1	09-Nov-2012 2:00 PM	21-Nov-2012 11:36 AM	03-Dec-2012 8:06 PM	MS
	65933	NA	75-GRTP-DU2-SS	SE	075SD-0002-0002-SD	240-17467-2		1/1	09-Nov-2012 2:00 PM	21-Nov-2012 11:36 AM	03-Dec-2012 8:06 PM	SD
	65933	NA	75-GRTP-DU2-SS	SE	075SD-0002-0001-SD	240-17467-2		1/1	09-Nov-2012 2:00 PM	21-Nov-2012 11:36 AM	03-Dec-2012 8:31 PM	N
	65933	NA	75-GRTP-DU2-SS	SE	075SD-0002-0002-SD	240-17467-2		1/1	09-Nov-2012 2:00 PM	21-Nov-2012 11:36 AM	03-Dec-2012 8:31 PM	ms
	65933	NA	75-GRTP-DU2-SS	SE	075SD-0002-0002-SD	240-17467-2		1/1	09-Nov-2012 2:00 PM	21-Nov-2012 11:36 AM	03-Dec-2012 8:31 PM	SD
67729	67436	NA	LABQC	SQ	LABQC	MB 240-67436/23-A		1/1	05-Dec-2012 10:50 AM	05-Dec-2012 10:50 AM	07-Dec-2012 2:08 PM	LB
	67436	NA	LABQC	SQ	LABQC	LCS 240-67436/24-A		1/1	05-Dec-2012 10:50 AM	05-Dec-2012 10:50 AM	07-Dec-2012 2:33 PM	BS
68161	67436	NA	75-GRTP-DU2-SS	SE	075SD-0002-0001-SD	240-17467-2		2/1	09-Nov-2012 2:00 PM	05-Dec-2012 10:50 AM	11-Dec-2012 8:30 PM	N
	67436	NA	75-GRTP-DU2-SS	SE	075SD-0002-0002-SD	240-17467-2		2/1	09-Nov-2012 2:00 PM	05-Dec-2012 10:50 AM	11-Dec-2012 8:30 PM	MS
	67436	NA	75-GRTP-DU2-SS	SE	075SD-0002-0001-SD	240-17467-2		2/1	09-Nov-2012 2:00 PM	05-Dec-2012 10:50 AM	11-Dec-2012 8:55 PM	N
	67436	NA	75-GRTP-DU2-SS	SE	075SD-0002-0002-SD	240-17467-2		2/1	09-Nov-2012 2:00 PM	05-Dec-2012 10:50 AM	11-Dec-2012 8:55 PM	MS

AUTOMATED DATA REVIEW SUMMARY for 240-17467-1_(75-SD)2

Batch Report

Test Method: SW8270C; Leach Method: NONE

Analytical Batch	Prep Batch	Leach Batch	Location	Matrix	Field Sample ID	Lab Sample ID	Calibration Ref	Run#/ Dil'n	Collection Date/Time	Extract Date/Time	Analysis Date/Time	Sample Type
68161	67436	NA	75-GRTP-DU2-SS	SE	075SD-0002-0002-SD	240-17467-2		2/1	09-Nov-2012 2:00 PM	05-Dec-2012 10:50 AM	11-Dec-2012 8:55 PM	SD
	67436	NA	75-GRTP-DU2-SS	SE	075SD-0002-0001-SD	240-17467-2		2/1	09-Nov-2012 2:00 PM	05-Dec-2012 10:50 AM	11-Dec-2012 9:20 PM	N
	67436	NA	75-GRTP-DU2-SS	SE	075SD-0002-0002-SD	240-17467-2		2/1	09-Nov-2012 2:00 PM	05-Dec-2012 10:50 AM	11-Dec-2012 9:20 PM	MS
	67436	NA	75-GRTP-DU2-SS	SE	075SD-0002-0002-SD	240-17467-2		2/1	09-Nov-2012 2:00 PM	05-Dec-2012 10:50 AM	11-Dec-2012 9:20 PM	SD
	67436	NA	75-GRTP-DU2-SS	SE	075SD-0003-0001-SD	240-17467-4		2/1	09-Nov-2012 2:00 PM	05-Dec-2012 10:50 AM	11-Dec-2012 9:45 PM	FD

Test Method: SW8330B; Leach Method: NONE

Analytical Batch	Prep Batch	Leach Batch	Location	Matrix	Field Sample ID	Lab Sample ID	Calibration Ref	Run#/ Dil'n	Collection Date/Time	Extract Date/Time	Analysis Date/Time	Sample Type
6640	6199	NA	LABQC	SQ	LABQC	MB 320-6199/1-A		1/1	21-Nov-2012 7:00 AM	21-Nov-2012 7:00 AM	01-Dec-2012 6:31 AM	LB
	6199	NA	LABQC	SQ	LABQC	LCS 320-6199/2-A		1/1	21-Nov-2012 7:00 AM	21-Nov-2012 7:00 AM	01-Dec-2012 7:11 AM	BS
	6199	NA	75-GRTP-DU2-SS	SE	075SD-0002-0001-SD	240-17467-2		2/1	09-Nov-2012 2:00 PM	21-Nov-2012 7:00 AM	01-Dec-2012 7:51 AM	N
	6199	NA	75-GRTP-DU2-SS	SE	075SD-0002-0001-SD	240-17467-2		2/1	09-Nov-2012 2:00 PM	21-Nov-2012 7:00 AM	01-Dec-2012 8:32 AM	N
	6199	NA	75-GRTP-DU2-SS	SE	075SD-0003-0001-SD	240-17467-4		2/1	09-Nov-2012 2:00 PM	21-Nov-2012 7:00 AM	01-Dec-2012 9:52 AM	FD
6840	6199	NA	75-GRTP-DU2-SS	SE	075SD-0002-0001-SD	240-17467-2		3/1	09-Nov-2012 2:00 PM	21-Nov-2012 7:00 AM	04-Dec-2012 6:02 PM	N
	6199	NA	75-GRTP-DU2-SS	SE	075SD-0003-0001-SD	240-17467-4		3/1	09-Nov-2012 2:00 PM	21-Nov-2012 7:00 AM	04-Dec-2012 7:07 PM	FD
6611	6203	NA	LABQC	SQ	LABQC	MB 320-6203/1-A		1/1	21-Nov-2012 7:21 AM	21-Nov-2012 7:21 AM	29-Nov-2012 3:58 PM	LB
	6203	NA	LABQC	SQ	LABQC	LCS 320-6203/2-A		1/1	21-Nov-2012 7:21 AM	21-Nov-2012 7:21 AM	29-Nov-2012 4:12 PM	BS
	6203	NA	75-GRTP-DU2-SS	SE	075SD-0002-0001-SD	240-17467-2		1/1	09-Nov-2012 2:00 PM	21-Nov-2012 7:21 AM	29-Nov-2012 4:27 PM	N
	6203	NA	75-GRTP-DU2-SS	SE	075SD-0003-0001-SD	240-17467-4		1/1	09-Nov-2012 2:00 PM	21-Nov-2012 7:21 AM	29-Nov-2012 5:10 PM	FD

AUTOMATED DATA REVIEW SUMMARY for 240-17467-1_(75-SD)2

Field Batch Report

--No Records Found--

AUTOMATED DATA REVIEW SUMMARY for 240-17467-1_(75-SD)2

QC Outlier Report

Test/Prep/Leach	QC Element	Sample ID/ Lab Sample ID	Run# / Dil'n	Analyte	Result (Units)	Qualifier	Warning Limits	Control Limits	Reason	Comment	Rule	Action Level
E353.2 / METHOD/NONE	Test Hold Time	075SD-0002-0001-SD (N) / 240-17467-2	1 / 1.00	Nitrocellulose	25.0 (Days)	J/UJ	< 14	< 28	H1	Test Exceeds UWL		
E353.2 / METHOD/NONE	Test Hold Time	075SD-0003-0001-SD (FD) / 240-17467-4	1 / 1.00	Nitrocellulose	25.0 (Days)	J/UJ	< 14	< 28	H1	Test Exceeds UWL		
SW8260B / SW5030B/NONE	Blank	MB 240-64831/6 (LB) / MB 240-64831/6	1 / 1.00	Methylene Chloride	1.4 (UG/L)	U/None	< 0.33	< 1	L		2	2.74
SW8260B / SW5035/NONE	Blank	MB 240-65171/8 (LB) / MB 240-65171/8	1 / 1.00	4-Methyl-2-pentanone (MIBK)	0.60 (UG/KG)	U/None	< 0.54	< 20	L		1	0.598
SW8260B / SW5035/NONE	Blank	MB 240-65171/8 (LB) / MB 240-65171/8	1 / 1.00	Acetone	6.4 (UG/KG)	U/None	< 6.3	< 20	L		2	12.8
SW8260B / SW5035/NONE	Blank	MB 240-65171/8 (LB) / MB 240-65171/8	1 / 1.00	Styrene	0.15 (UG/KG)	U/None	< 0.15	< 5	L		1	0.151
SW8260B / SW5035/NONE	Surrogate	075SD-0002-0001-SD (N) / 240-17467-2	1 / 1.00	Dibromofluoromethane	82.4 (PERCENT)	J/UJ	85 - 115	10 - 115	I			
SW8270C / SW3550/NONE	Blank	MB 240-65933/23-A (LB) / MB 240-65933/23-A	1 / 1.00	1,2-Dichlorobenzene	15.8 (UG/KG)	U/None	< 9.7	< 50	L		1	15.8
SW8270C / SW3550/NONE	Blank	MB 240-65933/23-A (LB) / MB 240-65933/23-A	1 / 1.00	bis(2-Ethylhexyl) Phthalate	90.1 (UG/KG)	U/None	< 19	< 50	L		5	451
SW8270C / SW3550/NONE	MS Recovery	075SD-0002-0002-SD (MS) / 240-17467-2	2 / 1.00	3,3'-Dichlorobenzidine	0.0000 (PERCENT)	J/R	10 - 130	10 - 130	M			
SW8270C / SW3550/NONE	MS Recovery	075SD-0002-0002-SD (SD) / 240-17467-2	1 / 1.00	3,3'-Dichlorobenzidine	5.5 (PERCENT)	J/R	10 - 130	10 - 130	M			
SW8270C / SW3550/NONE	MS Recovery	075SD-0002-0002-SD (SD) / 240-17467-2	1 / 1.00	3-Nitroaniline	23.9 (PERCENT)	J/R	25 - 110	25 - 110	M			
SW8270C / SW3550/NONE	MS Recovery	075SD-0002-0002-SD (SD) / 240-17467-2	1 / 1.00	4,6-Dinitro-2-Methylphenol	29.9 (PERCENT)	J/R	30 - 135	30 - 135	M			
SW8270C / SW3550/NONE	MS Recovery	075SD-0002-0002-SD (SD) / 240-17467-2	2 / 1.00	4-Nitroaniline	22.0 (PERCENT)	J/R	35 - 115	35 - 115	M			
SW8270C / SW3550/NONE	MS Recovery	075SD-0002-0002-SD (MS) / 240-17467-2	2 / 1.00	4-Nitroaniline	24.3 (PERCENT)	J/R	35 - 115	35 - 115	M			
SW8270C / SW3550/NONE	MS Recovery	075SD-0002-0002-SD (MS) / 240-17467-2	2 / 1.00	Acenaphthene	-51.6 (PERCENT)	J/R	45 - 110	45 - 110	M	Spike amount Insignificant	4.00	
SW8270C / SW3550/NONE	MS Recovery	075SD-0002-0002-SD (SD) / 240-17467-2	1 / 1.00	Acenaphthene	-83.4 (PERCENT)	J/R	45 - 110	45 - 110	M	Spike amount Insignificant	4.00	
SW8270C / SW3550/NONE	MS Recovery	075SD-0002-0002-SD (SD) / 240-17467-2	2 / 1.00	Benzoic acid	141 (PERCENT)	J/None	< 110	< 110	M			
SW8270C / SW3550/NONE	MS Recovery	075SD-0002-0002-SD (MS) / 240-17467-2	2 / 1.00	Pyrene	7.7 (PERCENT)	J/R	45 - 125	45 - 125	M	Spike amount Insignificant	4.00	

AUTOMATED DATA REVIEW SUMMARY for 240-17467-1_(75-SD)2

QC Outlier Report

Test/Prep/Leach	QC Element	Sample ID/ Lab Sample ID	Run# / Dil'n	Analyte	Result (Units)	Qualifier	Warning Limits	Control Limits	Reason	Comment	Rule	Action Level
SW8270C / SW3550	Prep Hold Time	075SD-0002-0001-SD (N) / 240-17467-2	2 / 1.00	All in Run	25.9 (Days)	J/UJ	< 14	< 28	H2	Prep Exceeds UWL		
SW8270C / SW3550	Prep Hold Time	075SD-0003-0001-SD (FD) / 240-17467-4	2 / 1.00	All in Run	25.9 (Days)	J/UJ	< 14	< 28	H2	Prep Exceeds UWL		
SW8330B / METHOD/NONE	Surrogate	075SD-0003-0001-SD (FD) / 240-17467-4	2 / 1.00	3,4-Dinitrotoluene	77.8 (PERCENT)	J/UJ	78 - 118	10 - 118	I			

AUTOMATED DATA REVIEW SUMMARY for 240-17467-1_(75-SD)2

Qualified Results

Test Leach	Matrix	FieldSample ID	LabSample ID	Type	Analyte	RL	Lab Result	Qualified Result	Bias	Units	Reason
E353.2/NONE	SE	075SD-0002-0001-SD	240-17467-2	N	Nitrocellulose	77.0	403	403 J	-	MG/KG	V1
E353.2/NONE	SE	075SD-0003-0001-SD	240-17467-4	FD	Nitrocellulose	76.0	76.0	76.0 UJ	-	MG/KG	V1
Test Leach	**Matrix**	**FieldSample ID**	**LabSample ID**	**Type**	**Analyte**	**RL**	**Lab Result**	**Qualified Result**	**Bias**	**Units**	**Reason**
SW7471A/NONE	SE	075SD-0002-0001-SD	240-17467-2	N	Mercury	0.14	0.46	0.46 J		MG/KG	d
SW7471A/NONE	SE	075SD-0003-0001-SD	240-17467-4	FD	Mercury	0.16	1.1	1.1 J		MG/KG	d
Test Leach	**Matrix**	**FieldSample ID**	**LabSample ID**	**Type**	**Analyte**	**RL**	**Lab Result**	**Qualified Result**	**Bias**	**Units**	**Reason**
SW8081/NONE	SE	075SD-0002-0001-SD	240-17467-2	N	delta-BHC (delta-Hexachlorocyclohexane)	130	43.2	130 UJ		UG/KG	V2
SW8081/NONE	SE	075SD-0002-0001-SD	240-17467-2	N	Endosulfan Sulfate	96.0	38.3	96.0 UJ		UG/KG	V2
SW8081/NONE	SE	075SD-0002-0001-SD	240-17467-2	N	Endrin Ketone	64.0	37.6	64.0 UJ		UG/KG	V2
SW8081/NONE	SE	075SD-0002-0001-SD	240-17467-2	N	Methoxychlor	160	55.5	160 UJ		UG/KG	V2
SW8081/NONE	SE	075SD-0002-0001-SD	240-17467-2	N	p,p'-DDD	64.0	38.8	64.0 UJ		UG/KG	V2
SW8081/NONE	SE	075SD-0002-0001-SD	240-17467-2	N	p,p'-DDE	54.0	48.1	13.0 J		UG/KG	TR/m
SW8081/NONE	SE	075SD-0002-0001-SD	240-17467-2	N	p,p'-DDT	64.0	49.2	29.0 J		UG/KG	TR/m
SW8081/NONE	SE	075SD-0003-0001-SD	240-17467-4	FD	delta-BHC (delta-Hexachlorocyclohexane)	63.0	63.0	63.0 UJ		UG/KG	V2
SW8081/NONE	SE	075SD-0003-0001-SD	240-17467-4	FD	Endosulfan Sulfate	47.0	47.0	47.0 UJ		UG/KG	V2
SW8081/NONE	SE	075SD-0003-0001-SD	240-17467-4	FD	Endrin Ketone	31.0	31.0	31.0 UJ		UG/KG	V2
SW8081/NONE	SE	075SD-0003-0001-SD	240-17467-4	FD	Methoxychlor	78.0	78.0	78.0 UJ		UG/KG	V2
SW8081/NONE	SE	075SD-0003-0001-SD	240-17467-4	FD	p,p'-DDD	31.0	31.0	31.0 UJ		UG/KG	V2
Test Leach	**Matrix**	**FieldSample ID**	**LabSample ID**	**Type**	**Analyte**	**RL**	**Lab Result**	**Qualified Result**	**Bias**	**Units**	**Reason**
SW8082/NONE	SE	075SD-0002-0001-SD	240-17467-2	N	PCB-1016 (Arochlor 1016)	100	441	100 UJ		UG/KG	V2
SW8082/NONE	SE	075SD-0003-0001-SD	240-17467-4	FD	PCB-1016 (Arochlor 1016)	100	100	100 UJ		UG/KG	V2
Test Leach	**Matrix**	**FieldSample ID**	**LabSample ID**	**Type**	**Analyte**	**RL**	**Lab Result**	**Qualified Result**	**Bias**	**Units**	**Reason**
SW8260B/NONE	SE	075SD-0002-0001-SD	240-17467-2	N	1,1,1-Trichloroethane	7.6	93.6	7.6 UJ		UG/KG	D
SW8260B/NONE	SE	075SD-0002-0001-SD	240-17467-2	N	1,1,2,2-Tetrachloroethane	7.6	122	7.6 UJ		UG/KG	D
SW8260B/NONE	SE	075SD-0002-0001-SD	240-17467-2	N	2-Hexanone	31.0	144	1.6 J		UG/KG	TR
SW8260B/NONE	SE	075SD-0002-0001-SD	240-17467-2	N	Bromodichloromethane	7.6	7.6	7.6 UJ	-	UG/KG	m
SW8260B/NONE	SE	075SD-0002-0001-SD	240-17467-2	N	Carbon Disulfide	7.6	50.8	1.3 J		UG/KG	TR
SW8260B/NONE	SE	075SD-0002-0001-SD	240-17467-2	N	Chlorobenzene	7.6	74.1	7.6 UJ	-	UG/KG	m/D

AUTOMATED DATA REVIEW SUMMARY for 240-17467-1_(75-SD)2

Qualified Results

Test Leach	Matrix	FieldSample ID	LabSample ID	Type	Analyte	RL	Lab Result	Qualified Result	Bias	Units	Reason
SW8260B/NONE	SE	075SD-0002-0001-SD	240-17467-2	N	Chloroethane	7.6	90.5	7.6 UJ		UG/KG	D
SW8260B/NONE	SE	075SD-0002-0001-SD	240-17467-2	N	cis-1,3-Dichloropropene	7.6	49.6	7.6 UJ	-	UG/KG	m
SW8260B/NONE	SE	075SD-0002-0001-SD	240-17467-2	N	Ethylbenzene	7.6	77.5	7.6 UJ	-	UG/KG	m/D
SW8260B/NONE	SE	075SD-0002-0001-SD	240-17467-2	N	Methylene Chloride	7.6	98.7	7.6 UJ		UG/KG	D
SW8260B/NONE	SE	075SD-0002-0001-SD	240-17467-2	N	Styrene	7.6	65.0	0.31 J	-	UG/KG	TR/m
SW8260B/NONE	SE	075SD-0002-0001-SD	240-17467-2	N	Tetrachloroethene (PCE)	7.6	83.6	7.6 UJ	-	UG/KG	m/D
SW8260B/NONE	SE	075SD-0002-0001-SD	240-17467-2	N	Toluene	7.6	89.8	7.6 UJ	-	UG/KG	D
SW8260B/NONE	SE	075SD-0002-0001-SD	240-17467-2	N	Xylenes, Total	15.0	228	15.0 UJ	-	UG/KG	m/D
SW8260B/NONE	SE	075SD-0003-0001-SD	240-17467-4	FD	4-Methyl-2-pentanone (MIBK)	32.0	1.1	32.0 U		UG/KG	L
SW8260B/NONE	SE	075SD-0003-0001-SD	240-17467-4	FD	Methylene Chloride	8.0	4.1	4.1 J		UG/KG	TR/J
SW8260B/NONE	SE	075SD-0003-0001-SD	240-17467-4	FD	Styrene	8.0	0.32	8.0 U		UG/KG	L
Test Leach	**Matrix**	**FieldSample ID**	**LabSample ID**	**Type**	**Analyte**	**RL**	**Lab Result**	**Qualified Result**	**Bias**	**Units**	**Reason**
SW8270C/NONE	SE	075SD-0002-0001-SD	240-17467-2	N	1,2-Dichlorobenzene	80.0	80.0	140 J		UG/KG	d
SW8270C/NONE	SE	075SD-0002-0001-SD	240-17467-2	N	1,4-Dichlorobenzene	80.0	80.0	50.0 J		UG/KG	TR
SW8270C/NONE	SE	075SD-0002-0001-SD	240-17467-2	N	3,3'-Dichlorobenzidine	160	160	160 R		UG/KG	m/D
SW8270C/NONE	SE	075SD-0002-0001-SD	240-17467-2	N	3-Nitroaniline	320	320	320 UJ		UG/KG	m
SW8270C/NONE	SE	075SD-0002-0001-SD	240-17467-2	N	4,6-Dinitro-2-Methylphenol	240	240	240 UJ		UG/KG	m
SW8270C/NONE	SE	075SD-0002-0001-SD	240-17467-2	N	4-Nitroaniline	320	320	320 UJ	-	UG/KG	m
SW8270C/NONE	SE	075SD-0002-0001-SD	240-17467-2	N	Anthracene	11.0	57.0	57.0 J		UG/KG	d
SW8270C/NONE	SE	075SD-0002-0001-SD	240-17467-2	N	Benzo(g,h,i)perylene	11.0	85.0	120 J	-	UG/KG	m
SW8270C/NONE	SE	075SD-0002-0001-SD	240-17467-2	N	Benzo(k)fluoranthene	11.0	83.0	140 J	-	UG/KG	V1
SW8270C/NONE	SE	075SD-0002-0001-SD	240-17467-2	N	bis(2-Ethylhexyl) Phthalate	80.0	80.0	80.0 UJ	-	UG/KG	H2
SW8270C/NONE	SE	075SD-0002-0001-SD	240-17467-2	N	Carbazole	80.0	50.0	44.0 J		UG/KG	TR
SW8270C/NONE	SE	075SD-0002-0001-SD	240-17467-2	N	Chrysene	11.0	160	270 J		UG/KG	d
SW8270C/NONE	SE	075SD-0002-0001-SD	240-17467-2	N	Dibenzofuran	80.0	39.0	17.0 J		UG/KG	TR
SW8270C/NONE	SE	075SD-0002-0001-SD	240-17467-2	N	Hexachloroethane	80.0	80.0	80.0 UJ	-	UG/KG	m
SW8270C/NONE	SE	075SD-0002-0001-SD	240-17467-2	N	Phenanthrene	11.0	330	260 J		UG/KG	d
SW8270C/NONE	SE	075SD-0003-0001-SD	240-17467-4	FD	1,2-Dichlorobenzene	78.0	33.0	78.0 UJ	+	UG/KG	L/d
SW8270C/NONE	SE	075SD-0003-0001-SD	240-17467-4	FD	3,3'-Dichlorobenzidine	160	160	160 UJ		UG/KG	V1

AUTOMATED DATA REVIEW SUMMARY for 240-17467-1_(75-SD)2

Qualified Results

Test Leach	Matrix	FieldSample ID	LabSample ID	Type	Analyte	RL	Lab Result	Qualified Result	Bias	Units	Reason
SW8270C/NONE	SE	075SD-0003-0001-SD	240-17467-4	FD	Anthracene	10.0	33.0	33.0 J		UG/KG	d
SW8270C/NONE	SE	075SD-0003-0001-SD	240-17467-4	FD	Benzo(b)fluoranthene	10.0	210	210 J		UG/KG	d
SW8270C/NONE	SE	075SD-0003-0001-SD	240-17467-4	FD	Benzyl butyl phthalate	78.0	41.0	41.0 J		UG/KG	TR
SW8270C/NONE	SE	075SD-0003-0001-SD	240-17467-4	FD	bis(2-Ethylhexyl) Phthalate	78.0	41.0	41.0 J	-	UG/KG	H2/TR
SW8270C/NONE	SE	075SD-0003-0001-SD	240-17467-4	FD	Chrysene	10.0	160	160 J		UG/KG	d
SW8270C/NONE	SE	075SD-0003-0001-SD	240-17467-4	FD	Dibenzofuran	78.0	15.0	15.0 J		UG/KG	TR
SW8270C/NONE	SE	075SD-0003-0001-SD	240-17467-4	FD	Phenanthrene	10.0	140	140 J		UG/KG	d
Test Leach	**Matrix**	**FieldSample ID**	**LabSample ID**	**Type**	**Analyte**	**RL**	**Lab Result**	**Qualified Result**	**Bias**	**Units**	**Reason**
SW8330B/NONE	SE	075SD-0002-0001-SD	240-17467-2	N	2-Nitrotoluene	0.25	0.25	0.25 UJ		MG/KG	V2
SW8330B/NONE	SE	075SD-0002-0001-SD	240-17467-2	N	4-Nitrotoluene	0.25	0.25	0.25 UJ		MG/KG	V2
SW8330B/NONE	SE	075SD-0002-0001-SD	240-17467-2	N	Nitrobenzene	0.25	0.25	0.25 UJ		MG/KG	V2
SW8330B/NONE	SE	075SD-0002-0001-SD	240-17467-2	N	NITROGUANIDINE	0.24	0.24	0.24 UJ		MG/KG	m
SW8330B/NONE	SE	075SD-0002-0001-SD	240-17467-2	N	Octahydro-1,3,5,7-Tetranitro-1,3,5,7-Tetrazocine (HMX)	0.25	0.25	0.25 UJ		MG/KG	m
SW8330B/NONE	SE	075SD-0002-0001-SD	240-17467-2	N	Pentaerythritol Tetranitrate	0.49	0.49	0.49 UJ		MG/KG	V2
SW8330B/NONE	SE	075SD-0002-0001-SD	240-17467-2	N	Tetryl	0.25	0.029	0.029 J		MG/KG	TR/m/P1
SW8330B/NONE	SE	075SD-0003-0001-SD	240-17467-4	FD	1,3-Dinitrobenzene	0.25	0.25	0.25 UJ	-	MG/KG	I
SW8330B/NONE	SE	075SD-0003-0001-SD	240-17467-4	FD	2,4,6-Trinitrotoluene	0.25	0.25	0.25 UJ	-	MG/KG	I
SW8330B/NONE	SE	075SD-0003-0001-SD	240-17467-4	FD	2,4-Dinitrotoluene	0.25	0.25	0.25 UJ	-	MG/KG	I
SW8330B/NONE	SE	075SD-0003-0001-SD	240-17467-4	FD	2,6-Dinitrotoluene	0.25	0.25	0.25 UJ	-	MG/KG	I
SW8330B/NONE	SE	075SD-0003-0001-SD	240-17467-4	FD	2-Amino-4,6-dinitrotoluene	0.25	0.25	0.25 UJ	-	MG/KG	I
SW8330B/NONE	SE	075SD-0003-0001-SD	240-17467-4	FD	2-Nitrotoluene	0.25	0.25	0.25 UJ	-	MG/KG	I/V2
SW8330B/NONE	SE	075SD-0003-0001-SD	240-17467-4	FD	3-Nitrotoluene	0.25	0.25	0.25 UJ	-	MG/KG	I
SW8330B/NONE	SE	075SD-0003-0001-SD	240-17467-4	FD	4-Amino-2,6-Dinitrotoluene	0.25	0.25	0.25 UJ	-	MG/KG	I
SW8330B/NONE	SE	075SD-0003-0001-SD	240-17467-4	FD	4-Nitrotoluene	0.25	0.25	0.25 UJ	-	MG/KG	I/V2
SW8330B/NONE	SE	075SD-0003-0001-SD	240-17467-4	FD	Hexahydro-1,3,5-Trinitro-1,3,5-Triazine (RDX)	0.25	0.25	0.25 UJ	-	MG/KG	I
SW8330B/NONE	SE	075SD-0003-0001-SD	240-17467-4	FD	Nitrobenzene	0.25	0.25	0.25 UJ	-	MG/KG	I/V2
SW8330B/NONE	SE	075SD-0003-0001-SD	240-17467-4	FD	Nitroglycerin	0.50	0.50	0.50 UJ	-	MG/KG	I
SW8330B/NONE	SE	075SD-0003-0001-SD	240-17467-4	FD	Octahydro-1,3,5,7-Tetranitro-1,3,5,7-Tetrazocine (HMX)	0.25	0.25	0.25 UJ	-	MG/KG	I

AUTOMATED DATA REVIEW SUMMARY for 240-17467-1_(75-SD)2

Qualified Results

Test Leach	Matrix	FieldSample ID	LabSample ID	Type	Analyte	RL	Lab Result	Qualified Result	Bias	Units	Reason
SW8330B/NONE	SE	075SD-0003-0001-SD	240-17467-4	FD	Pentaerythritol Tetranitrate	0.50	0.50	0.50 UJ	-	MG/KG	I/V2
SW8330B/NONE	SE	075SD-0003-0001-SD	240-17467-4	FD	Tetryl	0.25	0.25	0.25 UJ	-	MG/KG	I

AUTOMATED DATA REVIEW SUMMARY for 240-17467-1_(75-SD)2

AUTOMATED DATA REVIEW SUMMARY for 240-17467-1_(75-SD)2

Detected Results

Test Leach	Matrix	FieldSample ID	LabSample ID	Type	Analyte	RL	Lab Result	Qualified Result	Units	Reason
E353.2/NONE	SE	075SD-0002-0001-SD	240-17467-2	N	Nitrocellulose	77.0	403	403 J -	MG/KG	V1
Test Leach	**Matrix**	**FieldSample ID**	**LabSample ID**	**Type**	**Analyte**	**RL**	**Lab Result**	**Qualified Result**	**Units**	**Reason**
SW7471A/NONE	SE	075SD-0001-0001-SD	240-17467-1	N	Mercury	0.86	7.2	7.2	MG/KG	
SW7471A/NONE	SE	075SD-0002-0001-SD	240-17467-2	N	Mercury	0.14	0.46	0.46 J	MG/KG	d
SW7471A/NONE	SE	075SD-0003-0001-SD	240-17467-4	FD	Mercury	0.16	1.1	1.1 J	MG/KG	d
Test Leach	**Matrix**	**FieldSample ID**	**LabSample ID**	**Type**	**Analyte**	**RL**	**Lab Result**	**Qualified Result**	**Units**	**Reason**
SW8081/NONE	SE	075SD-0002-0001-SD	240-17467-2	N	p,p'-DDE	54.0	48.1	13.0 J	UG/KG	TR/m
SW8081/NONE	SE	075SD-0002-0001-SD	240-17467-2	N	p,p'-DDT	64.0	49.2	29.0 J	UG/KG	TR/m
Test Leach	**Matrix**	**FieldSample ID**	**LabSample ID**	**Type**	**Analyte**	**RL**	**Lab Result**	**Qualified Result**	**Units**	**Reason**
SW8260B/NONE	SE	075SD-0002-0001-SD	240-17467-2	N	Carbon Disulfide	7.6	50.8	1.3 J	UG/KG	TR
SW8260B/NONE	SE	075SD-0002-0001-SD	240-17467-2	N	2-Hexanone	31.0	144	1.6 J	UG/KG	TR
SW8260B/NONE	SE	075SD-0002-0001-SD	240-17467-2	N	Styrene	7.6	65.0	0.31 J -	UG/KG	TR/m
SW8260B/NONE	SE	075SD-0003-0001-SD	240-17467-4	FD	Methylene Chloride	8.0	4.1	4.1 J	UG/KG	TR/J
Test Leach	**Matrix**	**FieldSample ID**	**LabSample ID**	**Type**	**Analyte**	**RL**	**Lab Result**	**Qualified Result**	**Units**	**Reason**
SW8270C/NONE	SE	075SD-0002-0001-SD	240-17467-2	N	Acenaphthene	11.0	893	19.0	UG/KG	
SW8270C/NONE	SE	075SD-0002-0001-SD	240-17467-2	N	Acenaphthylene	11.0	13.0	13.0	UG/KG	
SW8270C/NONE	SE	075SD-0002-0001-SD	240-17467-2	N	Anthracene	11.0	57.0	57.0 J	UG/KG	d
SW8270C/NONE	SE	075SD-0002-0001-SD	240-17467-2	N	Benzo(a)anthracene	11.0	140	230	UG/KG	
SW8270C/NONE	SE	075SD-0002-0001-SD	240-17467-2	N	Benzo(a)pyrene	11.0	160	250	UG/KG	
SW8270C/NONE	SE	075SD-0002-0001-SD	240-17467-2	N	Benzo(b)fluoranthene	11.0	200	360	UG/KG	
SW8270C/NONE	SE	075SD-0002-0001-SD	240-17467-2	N	Benzo(g,h,i)perylene	11.0	85.0	120 J -	UG/KG	m
SW8270C/NONE	SE	075SD-0002-0001-SD	240-17467-2	N	Benzo(k)fluoranthene	11.0	83.0	140 J -	UG/KG	V1
SW8270C/NONE	SE	075SD-0002-0001-SD	240-17467-2	N	Carbazole	80.0	50.0	44.0 J	UG/KG	TR
SW8270C/NONE	SE	075SD-0002-0001-SD	240-17467-2	N	Chrysene	11.0	160	270 J	UG/KG	d
SW8270C/NONE	SE	075SD-0002-0001-SD	240-17467-2	N	Dibenzofuran	80.0	39.0	17.0 J	UG/KG	TR
SW8270C/NONE	SE	075SD-0002-0001-SD	240-17467-2	N	1,2-Dichlorobenzene	80.0	80.0	140 J	UG/KG	d
SW8270C/NONE	SE	075SD-0002-0001-SD	240-17467-2	N	1,4-Dichlorobenzene	80.0	80.0	50.0 J	UG/KG	TR

AUTOMATED DATA REVIEW SUMMARY for 240-17467-1_(75-SD)2

Detected Results

Test Leach	Matrix	FieldSample ID	LabSample ID	Type	Analyte	RL	Lab Result	Qualified Result	Units	Reason
SW8270C/NONE	SE	075SD-0002-0001-SD	240-17467-2	N	Fluoranthene	11.0	390	510	UG/KG	
SW8270C/NONE	SE	075SD-0002-0001-SD	240-17467-2	N	Indeno(1,2,3-c,d)pyrene	11.0	74.0	120	UG/KG	
SW8270C/NONE	SE	075SD-0002-0001-SD	240-17467-2	N	2-Methylnaphthalene	11.0	24.0	18.0	UG/KG	
SW8270C/NONE	SE	075SD-0002-0001-SD	240-17467-2	N	Naphthalene	11.0	41.0	18.0	UG/KG	
SW8270C/NONE	SE	075SD-0002-0001-SD	240-17467-2	N	Phenanthrene	11.0	330	260 J	UG/KG	d
SW8270C/NONE	SE	075SD-0002-0001-SD	240-17467-2	N	Pyrene	11.0	1090	390	UG/KG	
SW8270C/NONE	SE	075SD-0003-0001-SD	240-17467-4	FD	Acenaphthene	10.0	14.0	14.0	UG/KG	
SW8270C/NONE	SE	075SD-0003-0001-SD	240-17467-4	FD	Acenaphthylene	10.0	12.0	12.0	UG/KG	
SW8270C/NONE	SE	075SD-0003-0001-SD	240-17467-4	FD	Anthracene	10.0	33.0	33.0 J	UG/KG	d
SW8270C/NONE	SE	075SD-0003-0001-SD	240-17467-4	FD	Benzyl butyl phthalate	78.0	41.0	41.0 J	UG/KG	TR
SW8270C/NONE	SE	075SD-0003-0001-SD	240-17467-4	FD	bis(2-Ethylhexyl) Phthalate	78.0	41.0	41.0 J -	UG/KG	H2/TR
SW8270C/NONE	SE	075SD-0003-0001-SD	240-17467-4	FD	Benzo(a)anthracene	10.0	150	150	UG/KG	
SW8270C/NONE	SE	075SD-0003-0001-SD	240-17467-4	FD	Benzo(a)pyrene	10.0	160	160	UG/KG	
SW8270C/NONE	SE	075SD-0003-0001-SD	240-17467-4	FD	Benzo(b)fluoranthene	10.0	210	210 J	UG/KG	d
SW8270C/NONE	SE	075SD-0003-0001-SD	240-17467-4	FD	Benzo(g,h,i)perylene	10.0	80.0	80.0	UG/KG	
SW8270C/NONE	SE	075SD-0003-0001-SD	240-17467-4	FD	Benzo(k)fluoranthene	10.0	100	100	UG/KG	
SW8270C/NONE	SE	075SD-0003-0001-SD	240-17467-4	FD	Chrysene	10.0	160	160 J	UG/KG	d
SW8270C/NONE	SE	075SD-0003-0001-SD	240-17467-4	FD	Dibenzofuran	78.0	15.0	15.0 J	UG/KG	TR
SW8270C/NONE	SE	075SD-0003-0001-SD	240-17467-4	FD	Fluorene	10.0	17.0	17.0	UG/KG	
SW8270C/NONE	SE	075SD-0003-0001-SD	240-17467-4	FD	Fluoranthene	10.0	310	310	UG/KG	
SW8270C/NONE	SE	075SD-0003-0001-SD	240-17467-4	FD	Indeno(1,2,3-c,d)pyrene	10.0	77.0	77.0	UG/KG	
SW8270C/NONE	SE	075SD-0003-0001-SD	240-17467-4	FD	2-Methylnaphthalene	10.0	15.0	15.0	UG/KG	
SW8270C/NONE	SE	075SD-0003-0001-SD	240-17467-4	FD	Naphthalene	10.0	12.0	12.0	UG/KG	
SW8270C/NONE	SE	075SD-0003-0001-SD	240-17467-4	FD	Phenanthrene	10.0	140	140 J	UG/KG	d
SW8270C/NONE	SE	075SD-0003-0001-SD	240-17467-4	FD	Pyrene	10.0	240	240	UG/KG	

Test Leach	Matrix	FieldSample ID	LabSample ID	Type	Analyte	RL	Lab Result	Qualified Result	Units	Reason
SW8330B/NONE	SE	075SD-0002-0001-SD	240-17467-2	N	Tetryl	0.25	0.029	0.029 J	MG/KG	TR/m/P 1

AUTOMATED DATA REVIEW SUMMARY for 240-17467-1_(75-SD)2

AUTOMATED DATA REVIEW SUMMARY for 240-17467-1_(75-SD)2

Rejected Results

Test Leach	Matrix	FieldSample ID	Type	Analyte	RL	Lab Result	Qualified Result	Units	Reason
SW8270C/NONE	SE	075SD-0002-0001-SD	N	3,3'-Dichlorobenzidine	160	160	R	UG/KG	m/D

AUTOMATED DATA REVIEW SUMMARY for 240-17467-1_(75-SD)2

Anomalies Count

SDG Name: 240-17467-1_(75-SD)2

Test/Extraction Method/Leach	# of Field Samples Outside of Compliance	# of Analytes Outside of Compliance
E353.2/METHOD/NONE	2	2
SW7471A/TOTAL/NONE	3	3
SW8081/SW3540C/NONE	2	42
SW8082/SW3540C/NONE	2	14
SW8260B/SW5030B/NONE	1	1
SW8270C/SW3550/NONE	2	10

Anomalies are cases where the reported RL exceeds that specified in the governing project document.

AUTOMATED DATA REVIEW SUMMARY for 240-17467-1_(75-SD)2

Worksheet

SDG Name: 240-17467-1_(75-SD)2

Method: E353.2

Review Questions	Yes	No	NA	Comment
Did Chain-of-Custody information agree with laboratory report and EDD for requested field samples and tests?	Y			
Were samples preserved properly and received in good condition?	Y			
Were holding times met?	Y			
Were sample reciept temperatures met?	Y			
Were QAPP specified RLs achieved?	Y			
Were all QAPP specified target analytes reported?	Y			
Was the initial calibration curve within QAPP acceptance limits?	Y			
Were the ICV/CCVs analyzed (frequency) as required in the QAPP?		N		ICV>UCL
Were ICV/CCV results within QAPP acceptance limits?	Y			
Were the ICB/CCBs analyzed (frequency) as required in the QAPP?	Y			
Was a method blank prepared and analyzed with each batch?	Y			
Were target analytes detected in the ICB/CCB/method blank?		N		
Was a field blank collected and analyzed?		N		
Were target analytes reported in the field blank analyses above the MDL?			NA	
If a field duplicate was analyzed, were the RPDs within QAPP acceptance limits?	Y			
Was a LCS prepared and analyzed with each batch?	Y			
Were the LCS recoveries within QAPP acceptance limits?	Y			
Was a duplicate sample prepared and analyzed with each batch?	Y			
Was the duplicate RPD within QAPP acceptance limits?	Y			
Was a MS/MSD pair prepared with each batch?	Y			
Is the MS/MSD parent sample the one designated by the sampling team?	Y			
Were the MS/MSD recoveries and RPDs within QAPP acceptance limits?	Y			
Were sample concentrations within calibration range?	Y			
Have all Laboratory Case Narrative comments/findings been addressed in the data review process?	Y			
Are all samples associated with QC non-compliances flagged appropriately?	Y			

Are the Qualified, Detected, and Rejected tables of the ADR report in agreement?	Y		

Did Chain-of-Custody information agree with laboratory report and EDD for requested field samples and tests?	Y		
Were samples preserved properly and received in good condition?	Y		
Were holding times met?	Y		
Were sample receipt temperatures met?	Y		
Were QAPP specified RLs achieved?	Y		
Were all QAPP specified target analytes reported?	Y		
Was the initial calibration curve within QAPP acceptance limits?	Y		
Were the ICV/CCVs analyzed (frequency) as required in the QAPP?	Y		
Were ICV/CCV results within QAPP acceptance limits?	Y		
Were the ICB/CCBs analyzed (frequency) as required in the QAPP?	Y		
Was a method blank prepared and analyzed with each batch?	Y		
Were target analytes detected in the ICB/CCB/method blank?		N	
Was a field blank collected and analyzed?		N	
Were target analytes reported in the field blank analyses above the MDL?			NA
Was the ICS recovery within QAPP acceptance limits?			NA
If a field duplicate was analyzed, were the RPDs within criteria?		N	
Was a LCS prepared and analyzed with each batch?	Y		
Were the LCS recoveries within QAPP acceptance limits?	Y		
Was a MS/MSD pair prepared with each batch?	Y		
Is the MS/MSD parent sample the one designated by the sampling team?	Y		
Were the LAB DUP within QAPP acceptance limits?	Y		
Were sample concentrations within calibration range?	Y		
Have all Laboratory Case Narrative comments/findings been addressed in the data review process?	Y		
Are all samples associated with QC non-compliances flagged appropriately?	Y		
Are the Qualified, Detected, and Rejected tables of the ADR report in agreement?	Y		

Did Chain-of-Custody information agree with laboratory report?	Y		

AUTOMATED DATA REVIEW SUMMARY for 240-17467-1_(75-SD)2

Were samples preserved properly and received in good condition?	Y			
Were sample reciept temperatures met?	Y			
Were holding times for prep and analysis met?	Y			
Does the initial calibration curve consist of 5 concentration levels, with the low standard near but > MDL?	Y			
Is the ICAL %RSD within acceptance limits (%D =20%) on both columns?	Y			
Was a second source verification analyzed after the ICAL and all analytes within criteria (%D =20%)?	Y			
Was a CCV run at the beginning of the analytical sequence and every 12 hours?	Y			
Was the CCV a mid-level standard from the initial calibration curve?	Y			
Was the CCV %D within criteria (%D =20%)?		N	Select pesticides >	
Was a method blank prepared and analyzed with each batch?	Y			
Were target analytes detected in the method blank above the MDL?		N		
Was a field blank (equipment or trip) collected and analyzed?		N		
Were target analytes reported in the field blank analyses above the MDL?			NA	
Were surrogate recoveries within QAPP acceptance limits?	Y			
Was an LCS/LCSD pair prepared and analyzed with each batch? (if applicable)	Y			
Were the LCS recoveries within QAPP acceptance limits?	Y			
Were the LCS/LCSD RPDs within QAPP acceptance limits? (if applicable)			NA	
If a field duplicate was analyzed, were the RPDs within QAPP acceptance limits (RPD = 30%) ?	Y			
Were the Breakdown products within QAPP acceptance limits?	Y			
Is the MS/MSD parent sample the one designated by the sampling team?	Y			
Were MS/MSD recoveries and RPD within QAPP acceptance limits?		N	<LCL	4,4 DDE & 4,4 DDT
Were all QAPP-specified target analytes reported?	Y			
Were reported sample concentrations within calibration range?	Y			
Were RPDs between primary and confirmation columns < 40%?	Y			
Are all samples associated with QC non-compliances flagged appropriately?	Y			
Are the Qualified, Detected, and Rejected tables of the ADR report in agreement?	Y			
Have all Laboratory Case Narrative comments/findings been addressed in the data review process?	Y			

Method: SW8082

AUTOMATED DATA REVIEW SUMMARY for 240-17467-1_(75-SD)2

Review Questions	Yes	No	NA	Comment
Did Chain-of-Custody information agree with laboratory report?	Y			
Were samples preserved properly and received in good condition?	Y			
Were sample receipt temperatures met?	Y			
Were holding times for prep and analysis met?	Y			
Does the initial calibration curve consist of 5 concentration levels, with the low standard near but > MDL?	Y			
Is the ICAL %RSD within acceptance limits (%D =20%) on both columns?	Y			
Was a second source verification analyzed after the ICAL and all analytes within criteria (%D =20%)?	Y			
Was a CCV run at the beginning of the analytical sequence and every 12 hours?	Y			
Was the CCV a mid-level standard from the initial calibration curve?	Y			
Was the CCV %D within criteria (%D =20%)?		N		
Was a method blank prepared and analyzed with each batch?	Y			
Were target analytes detected in the method blank above the MDL?		N		
Was a field blank (equipment or trip) collected and analyzed?		N		
Were target analytes reported in the field blank analyses above the MDL?	Y		NA	
Were surrogate recoveries within QAPP acceptance limits?	Y			
Was an LCS/LCSD pair prepared and analyzed with each batch? (if applicable)	Y			
Were the LCS recoveries within QAPP acceptance limits?	Y			
Were the LCS/LCSD RPDs within QAPP acceptance limits? (if applicable)			NA	
If a field duplicate was analyzed, were the RPDs within QAPP acceptance limits (RPD = 30%) ?	Y			
Is the MS/MSD parent sample the one designated by the sampling team?	Y			
Were MS/MSD recoveries and RPD within QAPP acceptance limits?	Y			
Were all QAPP-specified target analytes reported?	Y			
Were reported sample concentrations within calibration range?	Y			
Were RPDs between primary and confirmation columns < 40%?	Y			
Are all samples associated with QC non-compliances flagged appropriately?	Y			
Are the Qualified, Detected, and Rejected tables of the ADR report in agreement?	Y			
Have all Laboratory Case Narrative comments/findings been addressed in the data review process?	Y			

Did Chain-of-Custody information agree with laboratory report and EDD for requested field samples and tests?	Y	
Were samples preserved properly and received in good condition?	Y	
Were holding times met?	Y	
Were sample reciept temperatures met?	Y	
Were QAPP specified PQLs achieved?	Y	
Were all QAPP-specified target analytes reported?	Y	
Was the GC/MS system tuned with bromofluorobenzene (BFB)?	Y	
Was the criteria met during each 12 hour shift (prior to ICAL and Cal Ver.)?	Y	
Does the initial calibration curve consist of 5 concentration levels, with the low standard near but > MDL?	Y	
Did the Calibration Check Compounds (CCCs) have a relative standard deviation within QAPP acceptance limits?	Y	
Were the average response factors (RFs) for the System Performance Check Compounds (SPCCs) within QAPP acceptance limits?	Y	
Were all other target analytes within criteria? OR Was the average across all target analytes within criteria? Was a different calibration option used?	Y	
If a linear regression curve was used, was the correlation coefficient within criteria?	Y	
Was a second source verification analyzed after the ICAL and all analytes within criteria?	Y	
Was a CCV run at the beginning of the analytical sequence and every 12 hours?	Y	
Was the CCV a mid-level standard from the initial calibration curve?	Y	
Did the CCCs have a %Difference within QAPP acceptance limits?	Y	
Were the average RFs for the SPCCs within QAPP acceptance limits?	Y	
Was the average %D (difference or drift) for all target analytes within QAPP acceptance limits?	Y	
Were the internal standards added to every standard, blank, matrix spike, matrix spike duplicate, and sample?	Y	
Were the retention times for all IS compounds within QAPP acceptance limits?	Y	
Are the area counts of all IS compounds within QAPP acceptance limits?	Y	
Was a method blank prepared and analyzed with each batch?	Y	
Were target analytes detected in the method blank above the MDL?	Y	MeCl, MIBK, and Styrene
Was a field blank (equipment or trip) collected and analyzed at the required frequency?	Y	
Were target analytes reported in the field blank analyses above the MDL?	N	

If a field duplicate was analyzed, were the RPDs within QAPP acceptance limits?	Y			
Was an LCS/LCSD pair prepared and analyzed with each batch?	Y			
Were the LCS/LCSD recoveries within QAPP acceptance limits?	Y			
Were the LCS/LCSD RPDs within QAPP acceptance limits?			NA	
Was the duplicate RPD within QAPP acceptance limits?	Y			
Are all samples associated with QC non-compliances flagged appropriately?	Y			
Are the Qualified, Detected, and Rejected tables of the ADR report in agreement?	Y			
Was a MS/MSD pair prepared with each batch?	Y			
Is the MS/MSD parent sample the one designated by the sampling team?	Y			
Were MS/MSD recoveries and RPD within QAPP acceptance limits?		N		RPD> select VOCs, MS %R<LCL select VOCx
Were surrogate recoveries within QAPP acceptance limits?	Y			
Were reported sample concentrations within calibration range?	Y			
Have all Laboratory Case Narrative comments/findings been addressed in the data review process?	Y			

Method: SW8270C

Review Questions	Yes	No	NA	Comment
Did Chain-of-Custody information agree with laboratory report and EDD for requested field samples and tests?	Y			
Were samples preserved properly and received in good condition?	Y			
Were holding times met?		N		Re-extractions out of HT for select PAHs
Were sample reciept temperatures met?	Y			
Were QAPP specified PQLs achieved?	Y			
Were all QAPP-specified target analytes reported?	Y			
Was the GC/MS system tuned?	Y			
Was the criteria met during each 12 hour shift (prior to ICAL and Cal Ver.)?		N	Two PAHs qualified	
Does the initial calibration curve consist of 5 concentration levels, with the low standard near but > MDL?	Y			
Did the Calibration Check Compounds (CCCs) have a relative standard deviation within QAPP acceptance limits?	Y			
Were the average response factors (RFs) for the System Performance Check Compounds (SPCCs) within QAPP acceptance limits?	Y			
Were all other target analytes within criteria? OR Was the average across all target analytes within criteria? Was a different calibration option used?	Y			
If a linear regression curve was used, was the correlation coefficient within criteria?	Y			

Was a second source verification analyzed after the ICAL and all analytes within criteria?	Y			
Was a CCV run at the beginning of the analytical sequence and every 12 hours?	Y			
Was the CCV a mid-level standard from the initial calibration curve?	Y			
Did the CCCs have a %Difference within QAPP acceptance limits?	Y			
Were the average RFs for the SPCCs within QAPP acceptance limits?	Y			
Was the average %D (difference or drift) for all target analytes within QAPP acceptance limits?	Y			
Were the internal standards added to every standard, blank, matrix spike, matrix spike duplicate, and sample?	Y			
Were the retention times for all IS compounds within QAPP acceptance limits?	Y			
Are the area counts of all IS compounds within QAPP acceptance limits?	Y			
Was a method blank prepared and analyzed with each batch?	Y			
Were target analytes detected in the method blank above the MDL?	Y		1,2 DCB	
Was a field blank (equipment or trip) collected and analyzed at the required frequency?		N		
Were target analytes reported in the field blank analyses above the MDL?			NA	
If a field duplicate was analyzed, were the RPDs within QAPP acceptance limits?		N		
Was an LCS/LCSD pair prepared and analyzed with each batch?	Y			
Were the LCS/LCSD recoveries within QAPP acceptance limits?	Y			
Were the LCS/LCSD RPDs within QAPP acceptance limits?			NA	
Was the duplicate RPD within QAPP acceptance limits?	Y			
Are all samples associated with QC non-compliances flagged appropriately?	Y			
Are the Qualified, Detected, and Rejected tables of the ADR report in agreement?	Y			
Was a MS/MSD pair prepared with each batch?	Y			
Is the MS/MSD parent sample the one designated by the sampling team?		N		
Were MS/MSD recoveries and RPD within QAPP acceptance limits?		N		
Were surrogate recoveries within QAPP acceptance limits?	Y			
Were reported sample concentrations within calibration range?	Y			
Have all Laboratory Case Narrative comments/findings been addressed in the data review process?	Y			

Method: SW8330B

Review Questions	Yes	No	NA	Comment

AUTOMATED DATA REVIEW SUMMARY for 240-17467-1_(75-SD)2

Did Chain-of-Custody information agree with laboratory report?	Y		
Were samples preserved properly and received in good condition?	Y		
Were sample reciept temperatures met?	Y		
Were holding times for prep and analysis met?	Y		
Does the initial calibration curve consist of 5 concentration levels, with the low standard near but > MDL?	Y		
Is the ICAL %RSD within acceptance limits (%D =20%) on both columns?	Y		
Was a second source verification analyzed after the ICAL and all analytes within criteria (%D =20%)?	Y		
Was a CCV run at the beginning of the analytical sequence and every 12 hours?	Y		
Was the CCV a mid-level standard from the initial calibration curve?	Y		
Was the CCV %D within criteria (%D =20%)?		N	
Was a method blank prepared and analyzed with each batch?	Y		
Were target analytes detected in the method blank above the MDL?		N	
Was a field blank (equipment or trip) collected and analyzed?	Y		
Were target analytes reported in the field blank analyses above the MDL?	Y		
Were surrogate recoveries within QAPP acceptance limits?	Y		
Was an LCS/LCSD pair prepared and analyzed with each batch? (if applicable)	Y		
Were the LCS recoveries within QAPP acceptance limits?	Y		
Were the LCS/LCSD RPDs within QAPP acceptance limits? (if applicable)			NA
If a field duplicate was analyzed, were the RPDs within QAPP acceptance limits (RPD = 30%) ?	Y		
Is the MS/MSD parent sample the one designated by the sampling team?	Y		
Were MS/MSD recoveries and RPD within QAPP acceptance limits?		N	NG, tetryl, HMX
Were all QAPP-specified target analytes reported?	Y		
Were reported sample concentrations within calibration range?	Y		
Were RPDs between primary and confirmation columns < 40%?	Y	N	
Did PDA spectra for reported compounds match associated standard spectra?			NA
Are all samples associated with QC non-compliances flagged appropriately?	Y		
Are the Qualified, Detected, and Rejected tables of the ADR report in agreement?	Y		
Have all Laboratory Case Narrative comments/findings been addressed in the data review process?	Y		

Field Duplicates for SDG: 240-17467-1_(75-SD)2

Location	Analysis
75-GRTP-DU2-SS	E353.2

Field ID - Primary/Field Dup	Lab ID - Primary/Field Dup	Analyte	Primary Result	FD Result	RL	RPD	RPD Check
075SD-0002-0001-SD / 075SD-0003-0001-SD	240-17467-2 / 240-17467-4	Nitrocellulose	403	ND	77.0		Ok

Location	Analysis
75-GRTP-DU2-SS	SW7471A

Field ID - Primary/Field Dup	Lab ID - Primary/Field Dup	Analyte	Primary Result	FD Result	RL	RPD	RPD Check
075SD-0002-0001-SD / 075SD-0003-0001-SD	240-17467-2 / 240-17467-4	Mercury	0.464	1.10	0.140	81.3	Out

Location	Analysis
75-GRTP-DU2-SS	SW8081

Field ID - Primary/Field Dup	Lab ID - Primary/Field Dup	Analyte	Primary Result	FD Result	RL	RPD	RPD Check
075SD-0002-0001-SD / 075SD-0003-0001-SD	240-17467-2 / 240-17467-4	Aldrin	46.8	ND	130		Ok
075SD-0002-0001-SD / 075SD-0003-0001-SD	240-17467-2 / 240-17467-4	alpha BHC (alpha Hexachlorocyclohexane)	37.5	ND	78.0		Ok
075SD-0002-0001-SD / 075SD-0003-0001-SD	240-17467-2 / 240-17467-4	alpha Endosulfan	30.0	ND	55.0		Ok
075SD-0002-0001-SD / 075SD-0003-0001-SD	240-17467-2 / 240-17467-4	alpha-Chlordane	39.7	ND	96.0		Ok
075SD-0002-0001-SD / 075SD-0003-0001-SD	240-17467-2 / 240-17467-4	beta BHC (beta Hexachlorocyclohexane)	48.4	ND	110		Ok
075SD-0002-0001-SD / 075SD-0003-0001-SD	240-17467-2 / 240-17467-4	beta Endosulfan	31.7	ND	80.0		Ok
075SD-0002-0001-SD / 075SD-0003-0001-SD	240-17467-2 / 240-17467-4	delta BHC (delta Hexachlorocyclohexane)	43.2	ND	130		Ok
075SD-0002-0001-SD / 075SD-0003-0001-SD	240-17467-2 / 240-17467-4	Dieldrin	39.5	ND	55.0		Ok
075SD-0002-0001-SD / 075SD-0003-0001-SD	240-17467-2 / 240-17467-4	Endosulfan Sulfate	38.3	ND	96.0		Ok
075SD-0002-0001-SD / 075SD-0003-0001-SD	240-17467-2 / 240-17467-4	Endrin	39.9	ND	55.0		Ok
075SD-0002-0001-SD / 075SD-0003-0001-SD	240-17467-2 / 240-17467-4	Endrin Aldehyde	33.5	ND	96.0		Ok
075SD-0002-0001-SD / 075SD-0003-0001-SD	240-17467-2 / 240-17467-4	Endrin Ketone	37.6	ND	64.0		Ok
075SD-0002-0001-SD / 075SD-0003-0001-SD	240-17467-2 / 240-17467-4	gamma BHC (Lindane)	40.8	ND	80.0		Ok
075SD-0002-0001-SD / 075SD-0003-0001-SD	240-17467-2 / 240-17467-4	gamma-Chlordane	50.7	ND	55.0		Ok
075SD-0002-0001-SD / 075SD-0003-0001-SD	240-17467-2 / 240-17467-4	Heptachlor	47.0	ND	110		Ok
075SD-0002-0001-SD / 075SD-0003-0001-SD	240-17467-2 / 240-17467-4	Heptachlor Epoxide	64.2	ND	80.0		Ok
075SD-0002-0001-SD / 075SD-0003-0001-SD	240-17467-2 / 240-17467-4	Methoxychlor	55.5	ND	160		Ok
075SD-0002-0001-SD / 075SD-0003-0001-SD	240-17467-2 / 240-17467-4	p,p'-DDD	38.8	ND	64.0		Ok

075SD-0002-0001-SD / 075SD-0003-0001-SD	240-17467-2 / 240-17467-4	p,p'-DDE	48.1	ND	55.0		Ok
075SD-0002-0001-SD / 075SD-0003-0001-SD	240-17467-2 / 240-17467-4	p,p'-DDT	49.2	ND	63.0		Ok
075SD-0002-0001-SD / 075SD-0003-0001-SD	240-17467-2 / 240-17467-4	Toxaphene	ND	ND	2100	NA	Ok

Location	Analysis
75-GRTP-DU2-SS	SW8082

Field ID - Primary/Field Dup	Lab ID - Primary/Field Dup	Analyte	Primary Result	FD Result	RL	RPD	RPD Check
075SD-0002-0001-SD / 075SD-0003-0001-SD	240-17467-2 / 240-17467-4	PCB-1016 (Arochlor 1016)	441	ND	100		Ok
075SD-0002-0001-SD / 075SD-0003-0001-SD	240-17467-2 / 240-17467-4	PCB-1221 (Arochlor 1221)	ND	ND	80.0	NA	Ok
075SD-0002-0001-SD / 075SD-0003-0001-SD	240-17467-2 / 240-17467-4	PCB-1232 (Arochlor 1232)	ND	ND	72.0	NA	Ok
075SD-0002-0001-SD / 075SD-0003-0001-SD	240-17467-2 / 240-17467-4	PCB-1242 (Arochlor 1242)	ND	ND	64.0	NA	Ok
075SD-0002-0001-SD / 075SD-0003-0001-SD	240-17467-2 / 240-17467-4	PCB-1248 (Arochlor 1248)	ND	ND	88.0	NA	Ok
075SD-0002-0001-SD / 075SD-0003-0001-SD	240-17467-2 / 240-17467-4	PCB-1254 (Arochlor 1254)	ND	ND	88.0	NA	Ok
075SD-0002-0001-SD / 075SD-0003-0001-SD	240-17467-2 / 240-17467-4	PCB-1260 (Arochlor 1260)	472	ND	88.0		Ok

Location	Analysis
75-GRTP-DU2-SS	SW8260B

Field ID - Primary/Field Dup	Lab ID - Primary/Field Dup	Analyte	Primary Result	FD Result	RL	RPD	RPD Check
075SD-0002-0001-SD / 075SD-0003-0001-SD	240-17467-2 / 240-17467-4	1,1,1-Trichloroethane	93.6	ND	7.80		Ok
075SD-0002-0001-SD / 075SD-0003-0001-SD	240-17467-2 / 240-17467-4	1,1,2,2-Tetrachloroethane	122	ND	7.80		Ok
075SD-0002-0001-SD / 075SD-0003-0001-SD	240-17467-2 / 240-17467-4	1,1,2-Trichloroethane	93.0	ND	7.80		Ok
075SD-0002-0001-SD / 075SD-0003-0001-SD	240-17467-2 / 240-17467-4	1,1-Dichloroethane	92.1	ND	7.80		Ok
075SD-0002-0001-SD / 075SD-0003-0001-SD	240-17467-2 / 240-17467-4	1,1-Dichloroethene	93.9	ND	7.80		Ok
075SD-0002-0001-SD / 075SD-0003-0001-SD	240-17467-2 / 240-17467-4	1,2-Dibromoethane (Ethylene Dibromide)	ND	ND	7.60	NA	Ok
075SD-0002-0001-SD / 075SD-0003-0001-SD	240-17467-2 / 240-17467-4	1,2-Dichloroethane	78.8	ND	7.80		Ok
075SD-0002-0001-SD / 075SD-0003-0001-SD	240-17467-2 / 240-17467-4	1,2-Dichloropropane	78.0	ND	7.80		Ok
075SD-0002-0001-SD / 075SD-0003-0001-SD	240-17467-2 / 240-17467-4	2-Hexanone	144	ND	31.0		Ok
075SD-0002-0001-SD / 075SD-0003-0001-SD	240-17467-2 / 240-17467-4	Acetone	166	ND	35.0		Ok
075SD-0002-0001-SD / 075SD-0003-0001-SD	240-17467-2 / 240-17467-4	Benzene	ND	ND	7.60	NA	Ok
075SD-0002-0001-SD / 075SD-0003-0001-SD	240-17467-2 / 240-17467-4	Bromochloromethane	ND	ND	7.60	NA	Ok
075SD-0002-0001-SD / 075SD-0003-0001-SD	240-17467-2 / 240-17467-4	Bromodichloromethane	ND	ND	7.60	NA	Ok
075SD-0002-0001-SD / 075SD-0003-0001-SD	240-17467-2 / 240-17467-4	Bromoform	54.6	ND	7.80		Ok
075SD-0002-0001-SD / 075SD-0003-0001-SD	240-17467-2 / 240-17467-4	Bromomethane	ND	ND	7.60	NA	Ok

075SD-0002-0001-SD / 075SD-0003-0001-SD	240-17467-2 / 240-17467-4	Carbon Disulfide	50.8	ND	7.80		Ok
075SD-0002-0001-SD / 075SD-0003-0001-SD	240-17467-2 / 240-17467-4	Carbon Tetrachloride	80.2	ND	7.80		Ok
075SD-0002-0001-SD / 075SD-0003-0001-SD	240-17467-2 / 240-17467-4	Chlorobenzene	74.1	ND	7.80		Ok
075SD-0002-0001-SD / 075SD-0003-0001-SD	240-17467-2 / 240-17467-4	Chloroethane	90.5	ND	7.80		Ok
075SD-0002-0001-SD / 075SD-0003-0001-SD	240-17467-2 / 240-17467-4	Chloroform	83.5	ND	7.80		Ok
075SD-0002-0001-SD / 075SD-0003-0001-SD	240-17467-2 / 240-17467-4	Chloromethane	92.4	ND	7.80		Ok
075SD-0002-0001-SD / 075SD-0003-0001-SD	240-17467-2 / 240-17467-4	cis-1,3-Dichloropropene	49.6	ND	7.80		Ok
075SD-0002-0001-SD / 075SD-0003-0001-SD	240-17467-2 / 240-17467-4	Dibromochloromethane	69.3	ND	7.80		Ok
075SD-0002-0001-SD / 075SD-0003-0001-SD	240-17467-2 / 240-17467-4	Ethylbenzene	77.5	ND	7.80		Ok
075SD-0002-0001-SD / 075SD-0003-0001-SD	240-17467-2 / 240-17467-4	Methyl Ethyl Ketone (2-Butanone)	134	ND	31.0		Ok
075SD-0002-0001-SD / 075SD-0003-0001-SD	240-17467-2 / 240-17467-4	Methyl Isobutyl Ketone (4-Methyl-2-pentanone)	182	ND	31.0		Ok
075SD-0002-0001-SD / 075SD-0003-0001-SD	240-17467-2 / 240-17467-4	Methylene Chloride	98.7	4.10	7.80	184	Out
075SD-0002-0001-SD / 075SD-0003-0001-SD	240-17467-2 / 240-17467-4	Styrene	65.0	ND	7.80		Ok
075SD-0002-0001-SD / 075SD-0003-0001-SD	240-17467-2 / 240-17467-4	tert-Butyl Methyl Ether	82.0	ND	7.80		Ok
075SD-0002-0001-SD / 075SD-0003-0001-SD	240-17467-2 / 240-17467-4	Tetrachloroethylene (PCE)	83.6	ND	7.80		Ok
075SD-0002-0001-SD / 075SD-0003-0001-SD	240-17467-2 / 240-17467-4	Toluene	89.8	ND	7.80		Ok
075SD-0002-0001-SD / 075SD-0003-0001-SD	240-17467-2 / 240-17467-4	Total 1,2-Dichloroethene	ND	ND	15.0	NA	Ok
075SD-0002-0001-SD / 075SD-0003-0001-SD	240-17467-2 / 240-17467-4	trans-1,3-Dichloropropene	62.1	ND	7.80		Ok
075SD-0002-0001-SD / 075SD-0003-0001-SD	240-17467-2 / 240-17467-4	Trichloroethylene (TCE)	76.9	ND	7.80		Ok
075SD-0002-0001-SD / 075SD-0003-0001-SD	240-17467-2 / 240-17467-4	Vinyl Chloride	90.7	ND	7.80		Ok
075SD-0002-0001-SD / 075SD-0003-0001-SD	240-17467-2 / 240-17467-4	Xylenes, Total	228	ND	16.0		Ok

Location	Analysis
75-GRTP-DU2-SS	SW8270C

Field ID - Primary/Field Dup	Lab ID - Primary/Field Dup	Analyte	Primary Result	FD Result	RL	RPD	RPD Check
075SD-0002-0001-SD / 075SD-0003-0001-SD	240-17467-2 / 240-17467-4	1,2,4-Trichlorobenzene	ND	ND	80.0	NA	Ok
075SD-0002-0001-SD / 075SD-0003-0001-SD	240-17467-2 / 240-17467-4	1,2-Dichlorobenzene	ND	ND	80.0	NA	Ok
075SD-0002-0001-SD / 075SD-0003-0001-SD	240-17467-2 / 240-17467-4	1,3-Dichlorobenzene	ND	ND	80.0	NA	Ok
075SD-0002-0001-SD / 075SD-0003-0001-SD	240-17467-2 / 240-17467-4	1,4-Dichlorobenzene	ND	ND	80.0	NA	Ok
075SD-0002-0001-SD / 075SD-0003-0001-SD	240-17467-2 / 240-17467-4	2,4,5-Trichlorophenol	ND	ND	240	NA	Ok
075SD-0002-0001-SD / 075SD-0003-0001-SD	240-17467-2 / 240-17467-4	2,4,6-Trichlorophenol	ND	ND	240	NA	Ok
075SD-0002-0001-SD / 075SD-0003-0001-SD	240-17467-2 / 240-17467-4	2,4-Dichlorophenol	ND	ND	240	NA	Ok
075SD-0002-0001-SD / 075SD-0003-0001-SD	240-17467-2 / 240-17467-4	2,4-Dimethylphenol	ND	ND	240	NA	Ok
075SD-0002-0001-SD / 075SD-0003-0001-SD	240-17467-2 / 240-17467-4	2,4-Dinitrophenol	ND	ND	530	NA	Ok

075SD-0002-0001-SD / 075SD-0003-0001-SD	240-17467-2 / 240-17467-4	2,4-Dinitrotoluene	ND	ND	320	NA	Ok
075SD-0002-0001-SD / 075SD-0003-0001-SD	240-17467-2 / 240-17467-4	2,6-Dinitrotoluene	ND	ND	320	NA	Ok
075SD-0002-0001-SD / 075SD-0003-0001-SD	240-17467-2 / 240-17467-4	2-Chloronaphthalene	ND	ND	80.0	NA	Ok
075SD-0002-0001-SD / 075SD-0003-0001-SD	240-17467-2 / 240-17467-4	2-Chlorophenol	ND	ND	80.0	NA	Ok
075SD-0002-0001-SD / 075SD-0003-0001-SD	240-17467-2 / 240-17467-4	2-Methylnaphthalene	24.0	15.0	11.0	46.2	Ok
075SD-0002-0001-SD / 075SD-0003-0001-SD	240-17467-2 / 240-17467-4	2-Methylphenol (o-Cresol)	ND	ND	320	NA	Ok
075SD-0002-0001-SD / 075SD-0003-0001-SD	240-17467-2 / 240-17467-4	2-Nitroaniline	ND	ND	320	NA	Ok
075SD-0002-0001-SD / 075SD-0003-0001-SD	240-17467-2 / 240-17467-4	2-Nitrophenol	ND	ND	80.0	NA	Ok
075SD-0002-0001-SD / 075SD-0003-0001-SD	240-17467-2 / 240-17467-4	3,3'-Dichlorobenzidine	ND	ND	160	NA	Ok
075SD-0002-0001-SD / 075SD-0003-0001-SD	240-17467-2 / 240-17467-4	3-Nitroaniline	ND	ND	320	NA	Ok
075SD-0002-0001-SD / 075SD-0003-0001-SD	240-17467-2 / 240-17467-4	4,6-Dinitro-2-Methylphenol	ND	ND	240	NA	Ok
075SD-0002-0001-SD / 075SD-0003-0001-SD	240-17467-2 / 240-17467-4	4-Bromophenyl phenyl ether	ND	ND	80.0	NA	Ok
075SD-0002-0001-SD / 075SD-0003-0001-SD	240-17467-2 / 240-17467-4	4-Chloro-3-Methylphenol	ND	ND	240	NA	Ok
075SD-0002-0001-SD / 075SD-0003-0001-SD	240-17467-2 / 240-17467-4	4-Chloroaniline	ND	ND	240	NA	Ok
075SD-0002-0001-SD / 075SD-0003-0001-SD	240-17467-2 / 240-17467-4	4-Chlorophenyl Phenyl Ether	ND	ND	80.0	NA	Ok
075SD-0002-0001-SD / 075SD-0003-0001-SD	240-17467-2 / 240-17467-4	4-Nitroaniline	ND	ND	320	NA	Ok
075SD-0002-0001-SD / 075SD-0003-0001-SD	240-17467-2 / 240-17467-4	4-Nitrophenol	ND	ND	530	NA	Ok
075SD-0002-0001-SD / 075SD-0003-0001-SD	240-17467-2 / 240-17467-4	Acenaphthene	893	14.0	11.0	194	Out
075SD-0002-0001-SD / 075SD-0003-0001-SD	240-17467-2 / 240-17467-4	Acenaphthylene	13.0	12.0	11.0	8.00	Ok
075SD-0002-0001-SD / 075SD-0003-0001-SD	240-17467-2 / 240-17467-4	Anthracene	57.0	33.0	11.0	53.3	Out
075SD-0002-0001-SD / 075SD-0003-0001-SD	240-17467-2 / 240-17467-4	Benzo(a)anthracene	140	150	11.0	6.90	Ok
075SD-0002-0001-SD / 075SD-0003-0001-SD	240-17467-2 / 240-17467-4	Benzo(a)pyrene	160	160	11.0	0.00	Ok
075SD-0002-0001-SD / 075SD-0003-0001-SD	240-17467-2 / 240-17467-4	Benzo(b)fluoranthene	200	210	11.0	4.88	Ok
075SD-0002-0001-SD / 075SD-0003-0001-SD	240-17467-2 / 240-17467-4	Benzo(g,h,i)perylene	85.0	80.0	11.0	6.06	Ok
075SD-0002-0001-SD / 075SD-0003-0001-SD	240-17467-2 / 240-17467-4	Benzo(k)fluoranthene	83.0	100	11.0	18.6	Ok
075SD-0002-0001-SD / 075SD-0003-0001-SD	240-17467-2 / 240-17467-4	Benzoic acid	ND	ND	1100	NA	Ok
075SD-0002-0001-SD / 075SD-0003-0001-SD	240-17467-2 / 240-17467-4	Benzyl alcohol	ND	34.0	530		Ok
075SD-0002-0001-SD / 075SD-0003-0001-SD	240-17467-2 / 240-17467-4	Benzyl butyl phthalate	ND	41.0	80.0		Ok
075SD-0002-0001-SD / 075SD-0003-0001-SD	240-17467-2 / 240-17467-4	bis(2-Chloroethoxy) Methane	ND	ND	160	NA	Ok
075SD-0002-0001-SD / 075SD-0003-0001-SD	240-17467-2 / 240-17467-4	bis(2-Chloroethyl) Ether (2-Chloroethyl Ether)	ND	ND	160	NA	Ok
075SD-0002-0001-SD / 075SD-0003-0001-SD	240-17467-2 / 240-17467-4	bis(2-Chloroisopropyl) Ether	ND	ND	160	NA	Ok
075SD-0002-0001-SD / 075SD-0003-0001-SD	240-17467-2 / 240-17467-4	bis(2-Ethylhexyl) Phthalate	ND	41.0	80.0		Ok
075SD-0002-0001-SD / 075SD-0003-0001-SD	240-17467-2 / 240-17467-4	Carbazole	50.0	ND	80.0		Ok
075SD-0002-0001-SD / 075SD-0003-0001-SD	240-17467-2 / 240-17467-4	Chrysene	160	160	11.0	0.00	Ok

075SD-0002-0001-SD / 075SD-0003-0001-SD	240-17467-2 / 240-17467-4	Cresols, m & p	ND	ND	640	NA	Ok
075SD-0002-0001-SD / 075SD-0003-0001-SD	240-17467-2 / 240-17467-4	Di-n-Butyl Phthalate	ND	ND	80.0	NA	Ok
075SD-0002-0001-SD / 075SD-0003-0001-SD	240-17467-2 / 240-17467-4	Di-n-Octylphthalate	ND	ND	80.0	NA	Ok
075SD-0002-0001-SD / 075SD-0003-0001-SD	240-17467-2 / 240-17467-4	Dibenz(a,h)anthracene	22.0	ND	11.0		Ok
075SD-0002-0001-SD / 075SD-0003-0001-SD	240-17467-2 / 240-17467-4	Dibenzofuran	39.0	15.0	80.0	88.9	Out
075SD-0002-0001-SD / 075SD-0003-0001-SD	240-17467-2 / 240-17467-4	Diethyl Phthalate	ND	ND	80.0	NA	Ok
075SD-0002-0001-SD / 075SD-0003-0001-SD	240-17467-2 / 240-17467-4	Dimethyl Phthalate	ND	ND	80.0	NA	Ok
075SD-0002-0001-SD / 075SD-0003-0001-SD	240-17467-2 / 240-17467-4	Fluoranthene	390	310	11.0	22.9	Ok
075SD-0002-0001-SD / 075SD-0003-0001-SD	240-17467-2 / 240-17467-4	Fluorene	54.0	17.0	11.0	104	Out
075SD-0002-0001-SD / 075SD-0003-0001-SD	240-17467-2 / 240-17467-4	Hexachlorobenzene	ND	ND	11.0	NA	Ok
075SD-0002-0001-SD / 075SD-0003-0001-SD	240-17467-2 / 240-17467-4	Hexachlorobutadiene	ND	ND	80.0	NA	Ok
075SD-0002-0001-SD / 075SD-0003-0001-SD	240-17467-2 / 240-17467-4	Hexachlorocyclopentadiene	ND	ND	530	NA	Ok
075SD-0002-0001-SD / 075SD-0003-0001-SD	240-17467-2 / 240-17467-4	Hexachloroethane	ND	ND	80.0	NA	Ok
075SD-0002-0001-SD / 075SD-0003-0001-SD	240-17467-2 / 240-17467-4	Indeno(1,2,3-c,d)Pyrene	74.0	77.0	11.0	3.97	Ok
075SD-0002-0001-SD / 075SD-0003-0001-SD	240-17467-2 / 240-17467-4	Isophorone	ND	ND	80.0	NA	Ok
075SD-0002-0001-SD / 075SD-0003-0001-SD	240-17467-2 / 240-17467-4	n-Nitrosodi-n-propylamine	ND	ND	80.0	NA	Ok
075SD-0002-0001-SD / 075SD-0003-0001-SD	240-17467-2 / 240-17467-4	n-Nitrosodiphenylamine	ND	ND	80.0	NA	Ok
075SD-0002-0001-SD / 075SD-0003-0001-SD	240-17467-2 / 240-17467-4	Naphthalene	41.0	12.0	11.0	109	Out
075SD-0002-0001-SD / 075SD-0003-0001-SD	240-17467-2 / 240-17467-4	Nitrobenzene	ND	ND	160	NA	Ok
075SD-0002-0001-SD / 075SD-0003-0001-SD	240-17467-2 / 240-17467-4	Pentachlorophenol	ND	ND	240	NA	Ok
075SD-0002-0001-SD / 075SD-0003-0001-SD	240-17467-2 / 240-17467-4	Phenanthrene	330	140	11.0	80.9	Out
075SD-0002-0001-SD / 075SD-0003-0001-SD	240-17467-2 / 240-17467-4	Phenol	ND	ND	80.0	NA	Ok
075SD-0002-0001-SD / 075SD-0003-0001-SD	240-17467-2 / 240-17467-4	Pyrene	1090	240	11.0	128	Out

Location	Analysis
75-GRTP-DU2-SS	SW8330B

Field ID - Primary/Field Dup	Lab ID - Primary/Field Dup	Analyte	Primary Result	FD Result	RL	RPD	RPD Check
075SD-0002-0001-SD / 075SD-0003-0001-SD	240-17467-2 / 240-17467-4	1,3,5-Trinitrobenzene	ND	ND	0.250	NA	Ok
075SD-0002-0001-SD / 075SD-0003-0001-SD	240-17467-2 / 240-17467-4	1,3-Dinitrobenzene	ND	ND	0.250	NA	Ok
075SD-0002-0001-SD / 075SD-0003-0001-SD	240-17467-2 / 240-17467-4	2,4,6-Trinitrotoluene	ND	ND	0.250	NA	Ok
075SD-0002-0001-SD / 075SD-0003-0001-SD	240-17467-2 / 240-17467-4	2,4-Dinitrotoluene	ND	ND	0.250	NA	Ok
075SD-0002-0001-SD / 075SD-0003-0001-SD	240-17467-2 / 240-17467-4	2,6-Dinitrotoluene	ND	ND	0.250	NA	Ok
075SD-0002-0001-SD / 075SD-0003-0001-SD	240-17467-2 / 240-17467-4	2-Amino-4,6-dinitrotoluene	ND	ND	0.250	NA	Ok
075SD-0002-0001-SD / 075SD-0003-0001-SD	240-17467-2 / 240-17467-4	2-Nitrotoluene	ND	ND	0.250	NA	Ok

075SD-0002-0001-SD / 075SD-0003-0001-SD	240-17467-2 / 240-17467-4	3-Nitrotoluene	ND	ND	0.250	NA	Ok
075SD-0002-0001-SD / 075SD-0003-0001-SD	240-17467-2 / 240-17467-4	4-Amino-2,6-dinitrotoluene	ND	ND	0.250	NA	Ok
075SD-0002-0001-SD / 075SD-0003-0001-SD	240-17467-2 / 240-17467-4	4-Nitrotoluene	ND	ND	0.250	NA	Ok
075SD-0002-0001-SD / 075SD-0003-0001-SD	240-17467-2 / 240-17467-4	Hexahydro-1,3,5-trinitro-1,3,5-triazine	ND	ND	0.250	NA	Ok
075SD-0002-0001-SD / 075SD-0003-0001-SD	240-17467-2 / 240-17467-4	Nitrobenzene	ND	ND	0.250	NA	Ok
075SD-0002-0001-SD / 075SD-0003-0001-SD	240-17467-2 / 240-17467-4	Nitroglycerin	ND	ND	0.490	NA	Ok
075SD-0002-0001-SD / 075SD-0003-0001-SD	240-17467-2 / 240-17467-4	NITROGUANIDINE	ND	ND	0.240	NA	Ok
075SD-0002-0001-SD / 075SD-0003-0001-SD	240-17467-2 / 240-17467-4	Octahydro-1,3,5,7-tetranitro-1,3,5,7-tetrazocine	ND	ND	0.250	NA	Ok
075SD-0002-0001-SD / 075SD-0003-0001-SD	240-17467-2 / 240-17467-4	Pentaerythritol Tetranitrate	ND	ND	0.490	NA	Ok
075SD-0002-0001-SD / 075SD-0003-0001-SD	240-17467-2 / 240-17467-4	Tetryl	0.0290	ND	0.250		Ok

WORKSHEET 2

Automated Data Review Summary for 240-17467-2

This page left intentionally blank.

AUTOMATED DATA REVIEW SUMMARY for 240-17467-2

Facility: Ravenna Army Ammunition Plant

Event: Fall 2012 SI/RI Sampling

Guidance Document: Ravenna Army Ammunition Plant, Quality Assurance Project Plan, Oct. 3, 2012

Contract Laboratory: TestAmerica, Inc., North Canton, OH

Field Contractor: Environmental Chemical Corp., Otis Ang Base, MA

Data Review Contractor:

SDG: 240-17467-2, Certified - 1/7/2013 by frederickroche

QC Level: ADR

Project Manager:

Data Reviewer: Jackson Kiker

Data Reviewer Title:

Date of Review Report:

Samples Included in SDG 240-17467-2

Analytical Method/ Leach Method	Normal Soil Samples	Field QC Soil Samples
SW6020/NONE	1	1

AUTOMATED DATA REVIEW SUMMARY for 240-17467-2

This report assesses the analytical data quality associated with the analyses listed on the preceding cover page. This assessment has been made through a combination of automated data review (ADR) and supplemental manual review, the details of which are described below. The approach taken in the review of this data set is consistent with the requirements contained in the Ravenna Army Ammunition Plant, Quality Assurance Project Plan, Oct. 3, 2012 to the extent possible. Where definitive guidance is not provided, data has been evaluated in a conservative manner using professional judgment. In cases where two qualifiers are listed as an action, such as 'J/UJ', the first qualifier applies to positive results, and the second to non-detect results.

Samples were collected by Environmental Chemical Corp., Otis Ang Base, MA; analyses were performed by TestAmerica, Inc., North Canton, OH and were reported under sample delivery group (SDG) 240-17467-2. Results have been evaluated electronically using electronic data deliverables (EDDs) provided by the laboratory. The laboratory data summary forms (hard copy) have been reviewed during this effort and compared to the automated review output. Findings based on the automated data submission and manual data verification processes are detailed in the ADR narrative.

The following quality control elements were supported by the electronic deliverable and were evaluated during this review effort:

- Blank
- Blank - Negative
- Field Duplicate RPD
- LCS Recovery
- MS Recovery
- MS RPD
- Prep Hold Time
- Test Hold Time

The following quality control elements were either not applicable to the deliverable, or were not supported by the electronic deliverable, and were therefore not included in the automated data review. Those elements required for the project were reviewed manually, as narrated in the Comment section below.

- Ambient Blank
- Calibration Blank
- Calibration Blank - Negative
- Continuing Calibration Verification
- Equipment Blank
- Field Blank
- Initial Calibration Verification
- Lab Replicate RPD
- LCS RPD
- Material Blank

Surrogate

Trip Blank

A representative sampling or ten percent of sample and QC results were manually evaluated for compliance with project specific requirements and consistency with hard copy results. The following summaries were generated during the evaluation of this data set and are included in this report as applicable.

Batch – The analytical batch report is reviewed for completeness and compliance with project specific requirements. Incomplete or non-compliant run sequences are identified and their impact on data quality are discussed in the narrative.

QC Outlier – Results exceeding the evaluation criteria are reviewed for compliance with project requirements and a minimum of ten percent of the non-compliant QC values reported electronically are verified for consistency with hard-copy values.

Qualified Results – Qualified results are evaluated for compliance with project requirements and ten percent of qualified results are verified for consistency with the QC Outliers.

Rejected Results – All rejected results are evaluated for compliance with project requirements. The reason for rejection of the data is verified against hard copy data.

Field Duplicates – Field duplicate comparison results are evaluated for compliance with project requirements and ten percent of values reported are verified for consistency with the hard-copy data.

Data Submission Warnings – Warnings encountered during the data submission process are evaluated and their affect on data quality is discussed in the narrative below.

Analytical deficiencies, project non-compliance issues and inconsistencies with hard copy results observed during ADR evaluation process and their impact on data quality are summarized in the narrative below.

A total of 17 results (38.64%) out of the 44 results (sample and field QC samples) reported are qualified based on review and 0 results (0.00%) have been rejected. Trace values are not counted as qualified results in the above count. The qualified results are detailed in the following tables and discussed in the narrative below, where appropriate.

Narrative Comments

Analytical Method	Comment
SW6020	

Reviewed by Jackson Kiker,

Reason and Comment Code Definitions

Reasons	
Code	**Definition**
A	Serial dilution
A1	Ambient Blank
B	The analyte was found in an associated blank as well as in the sample.
B2	CCB
B3	CCB - Neg
c	LCS - low
C	LCS Recovery
d	Field Duplicate RPD
D	MS RPD
D1	Lab Replicate RPD
D2	No precision available
F	Field Blank
F1	Hydrocarbon pattern does not match standard
G1	Initial Calibration RRF
G2	Initial Calibration RSD
h	Holding time exceeded by less than 2X.
H	Holding time exceeded by more than 2X.
H1	Test Hold Time
H2	Prep Hold Time
I	Surrogate recovery outside project limits.
J	CRA/CRI Recovery
K	An analyte (non-common laboratory artifact) was detected in the sample at a concentration less than 5X the concentration detected in the associated method blank.
L	Lab Blank
L1	Lab Blank - Neg
m	MS - low
M	MS Recovery
N	Blank - No Action
O	ICS
P	Sample preservation/collection requirement not met.
P1	Column RPD

P2	Improper preparation/extraction
q	Encore sample holding time exceeded by less than 2X.
Q	Encore sample holding time exceeded by more than 2X.
Q1	Material Blank
R	Exceeds LinearCalibration Range
S	Internal standard
T	Trip Blank
TI	Tentatively Identified Compound
TR	Trace Level Detect
U	Receipt Temperature
V	Equipment Blank
V1	ICV
V2	CCV
V3	CCV RRF
V4	Sample Receipt Condition
W	Column breakdown (pesticides)
X	Raised reporting limit
Y	Cooler temperature greater than 10 degreec C.
y	Cooler temperature greater than 4 degrees C, but less than 10 degreec C.
Y1	False Positive
Y2	Data rejected due to radiological anomolies
Z	LCS RPD
Z2	Analyte not confirmed on second column

Flag Code and Definitions

Flag	Definition
U	Undetected: The analyte was analyzed for, but not detected.
UJ	The analyte was not detected; however, the result is estimated due to discrepancies in meeting certain analyte-specific quality control criteria.
J	Estimated: The analyte was positively identified, the quantitation is an estimation due to discrepancies in meeting certain analyte-specific quality control criteria.
R	The data are rejected due to deficiencies in meeting QC criteria and may not be used for decision making.
N	The analysis indicates the presence of an analyte for which there is presumptive evidence to make a "tentative identification".
NJ	The analysis indicates the presence of an analyte that has been “tentatively identified” and the associated numerical value represents its approximate concentration.

AUTOMATED DATA REVIEW SUMMARY for 240-17467-2

Batch Report

Test Method: SW6020; Leach Method: NONE

Analytical Batch	Prep Batch	Leach Batch	Location	Matrix	Field Sample ID	Lab Sample ID	Calibration Ref	Run#/ Dil'n	Collection Date/Time	Extract Date/Time	Analysis Date/Time	Sample Type
59218	59037	NA	LABQC	SQ	LABQC	MB 180-59037/1-A		1/1	26-Nov-2012 12:31 PM	26-Nov-2012 12:31 PM	21-Dec-2012 3:34 PM	LB
	59037	NA	LABQC	SQ	LABQC	LCS 180-59037/2-A		1/1	26-Nov-2012 12:31 PM	26-Nov-2012 12:31 PM	21-Dec-2012 3:38 PM	BS
	59037	NA	75-GRTP-DU2-SS	SE	075SD-0002-0001-SD	240-17467-2		1/1	09-Nov-2012 2:00 PM	26-Nov-2012 12:31 PM	21-Dec-2012 3:46 PM	N
	59037	NA	75-GRTP-DU2-SS	SE	075SD-0002-0002-SD	240-17467-2		1/1	09-Nov-2012 2:00 PM	26-Nov-2012 12:31 PM	21-Dec-2012 3:55 PM	SD
	59037	NA	75-GRTP-DU2-SS	SE	075SD-0002-0002-SD	240-17467-2		1/1	09-Nov-2012 2:00 PM	26-Nov-2012 12:31 PM	21-Dec-2012 3:59 PM	MS
	59037	NA	75-GRTP-DU2-SS	SE	075SD-0003-0001-SD	240-17467-4		1/1	09-Nov-2012 2:00 PM	26-Nov-2012 12:31 PM	21-Dec-2012 4:11 PM	FD
59262	59037	NA	75-GRTP-DU2-SS	SE	075SD-0003-0001-SD	240-17467-4		2/10	09-Nov-2012 2:00 PM	26-Nov-2012 12:31 PM	22-Dec-2012 7:00 PM	FD

Field Batch Report

--No Records Found--

AUTOMATED DATA REVIEW SUMMARY for 240-17467-2

QC Outlier Report

Test/Prep/Leach	QC Element	Sample ID/ Lab Sample ID	Run# / Dil'n	Analyte	Result (Units)	Qualifier	Warning Limits	Control Limits	Reason	Comment	Rule	Action Level
SW6020 / SW3050B/NONE	Blank	MB 180-59037/1-A (LB) / MB 180-59037/1-A	1 / 1.00	Aluminum	1.3 (MG/KG)	U/None	< 0.28	< 3	L		5	6.70
SW6020 / SW3050B/NONE	Blank	MB 180-59037/1-A (LB) / MB 180-59037/1-A	1 / 1.00	Barium	0.016 (MG/KG)	U/None	< 0.011	< 1	L		5	0.0805
SW6020 / SW3050B/NONE	Blank	MB 180-59037/1-A (LB) / MB 180-59037/1-A	1 / 1.00	Iron	2.3 (MG/KG)	U/None	< 1.1	< 5	L		5	11.5
SW6020 / SW3050B/NONE	Blank	MB 180-59037/1-A (LB) / MB 180-59037/1-A	1 / 1.00	Manganese	0.034 (MG/KG)	U/None	< 0.016	< 0.5	L		5	0.168

AUTOMATED DATA REVIEW SUMMARY for 240-17467-2

Qualified Results

Test Leach	Matrix	FieldSample ID	LabSample ID	Type	Analyte	RL	Lab Result	Qualified Result	Bias	Units	Reason
SW6020/NONE	SE	075SD-0002-0001-SD	240-17467-2	N	Aluminum	4.4	12000	12000 J		MG/KG	D1
SW6020/NONE	SE	075SD-0002-0001-SD	240-17467-2	N	Antimony	0.29	0.21	0.21 J		MG/KG	TR/d
SW6020/NONE	SE	075SD-0002-0001-SD	240-17467-2	N	Beryllium	0.15	0.89	0.89 J		MG/KG	d
SW6020/NONE	SE	075SD-0002-0001-SD	240-17467-2	N	Calcium	15.0	6400	6400 J		MG/KG	d
SW6020/NONE	SE	075SD-0002-0001-SD	240-17467-2	N	Chromium	0.29	15.0	15.0 J		MG/KG	D1
SW6020/NONE	SE	075SD-0002-0001-SD	240-17467-2	N	Magnesium	15.0	2800	2800 J		MG/KG	d
SW6020/NONE	SE	075SD-0002-0001-SD	240-17467-2	N	Manganese	0.74	2200	2200 J		MG/KG	d
SW6020/NONE	SE	075SD-0002-0001-SD	240-17467-2	N	Potassium	15.0	1400	1400 J		MG/KG	D1
SW6020/NONE	SE	075SD-0002-0001-SD	240-17467-2	N	Sodium	15.0	75.0	75.0 J		MG/KG	d
SW6020/NONE	SE	075SD-0002-0001-SD	240-17467-2	N	Thallium	0.15	0.21	0.21 J		MG/KG	D1
SW6020/NONE	SE	075SD-0002-0001-SD	240-17467-2	N	Vanadium	0.15	20.0	20.0 J		MG/KG	D1
SW6020/NONE	SE	075SD-0003-0001-SD	240-17467-4	FD	Antimony	0.30	0.43	0.43 J		MG/KG	d
SW6020/NONE	SE	075SD-0003-0001-SD	240-17467-4	FD	Beryllium	0.15	1.7	1.7 J		MG/KG	d
SW6020/NONE	SE	075SD-0003-0001-SD	240-17467-4	FD	Calcium	15.0	50000	50000 J		MG/KG	d
SW6020/NONE	SE	075SD-0003-0001-SD	240-17467-4	FD	Magnesium	15.0	5600	5600 J		MG/KG	d
SW6020/NONE	SE	075SD-0003-0001-SD	240-17467-4	FD	Manganese	7.6	4100	4100 J		MG/KG	d
SW6020/NONE	SE	075SD-0003-0001-SD	240-17467-4	FD	Sodium	15.0	310	310 J		MG/KG	d

AUTOMATED DATA REVIEW SUMMARY for 240-17467-2

Detected Results

Test Leach	Matrix	FieldSample ID	LabSample ID	Type	Analyte	RL	Lab Result	Qualified Result	Units	Reason
SW6020/NONE	SE	075SD-0002-0001-SD	240-17467-2	N	Silver	0.15	1.5	1.5	MG/KG	
SW6020/NONE	SE	075SD-0002-0001-SD	240-17467-2	N	Aluminum	4.4	12000	12000 J	MG/KG	D1
SW6020/NONE	SE	075SD-0002-0001-SD	240-17467-2	N	Arsenic	0.15	9.5	9.5	MG/KG	
SW6020/NONE	SE	075SD-0002-0001-SD	240-17467-2	N	Barium	1.5	110	110	MG/KG	
SW6020/NONE	SE	075SD-0002-0001-SD	240-17467-2	N	Beryllium	0.15	0.89	0.89 J	MG/KG	d
SW6020/NONE	SE	075SD-0002-0001-SD	240-17467-2	N	Calcium	15.0	6400	6400 J	MG/KG	d
SW6020/NONE	SE	075SD-0002-0001-SD	240-17467-2	N	Cadmium	0.15	0.63	0.63	MG/KG	
SW6020/NONE	SE	075SD-0002-0001-SD	240-17467-2	N	Cobalt	0.074	9.6	9.6	MG/KG	
SW6020/NONE	SE	075SD-0002-0001-SD	240-17467-2	N	Chromium	0.29	15.0	15.0 J	MG/KG	D1
SW6020/NONE	SE	075SD-0002-0001-SD	240-17467-2	N	Copper	0.29	17.0	17.0	MG/KG	
SW6020/NONE	SE	075SD-0002-0001-SD	240-17467-2	N	Iron	7.4	20000	20000	MG/KG	
SW6020/NONE	SE	075SD-0002-0001-SD	240-17467-2	N	Potassium	15.0	1400	1400 J	MG/KG	D1
SW6020/NONE	SE	075SD-0002-0001-SD	240-17467-2	N	Magnesium	15.0	2800	2800 J	MG/KG	d
SW6020/NONE	SE	075SD-0002-0001-SD	240-17467-2	N	Manganese	0.74	2200	2200 J	MG/KG	d
SW6020/NONE	SE	075SD-0002-0001-SD	240-17467-2	N	Sodium	15.0	75.0	75.0 J	MG/KG	d
SW6020/NONE	SE	075SD-0002-0001-SD	240-17467-2	N	Nickel	0.15	21.0	21.0	MG/KG	
SW6020/NONE	SE	075SD-0002-0001-SD	240-17467-2	N	Lead	0.15	22.0	22.0	MG/KG	
SW6020/NONE	SE	075SD-0002-0001-SD	240-17467-2	N	Antimony	0.29	0.21	0.21 J	MG/KG	TR/d
SW6020/NONE	SE	075SD-0002-0001-SD	240-17467-2	N	Selenium	0.74	1.3	1.3	MG/KG	
SW6020/NONE	SE	075SD-0002-0001-SD	240-17467-2	N	Thallium	0.15	0.21	0.21 J	MG/KG	D1
SW6020/NONE	SE	075SD-0002-0001-SD	240-17467-2	N	Vanadium	0.15	20.0	20.0 J	MG/KG	D1
SW6020/NONE	SE	075SD-0002-0001-SD	240-17467-2	N	Zinc	0.74	140	140	MG/KG	
SW6020/NONE	SE	075SD-0003-0001-SD	240-17467-4	FD	Silver	0.15	2.3	2.3	MG/KG	
SW6020/NONE	SE	075SD-0003-0001-SD	240-17467-4	FD	Aluminum	4.6	16000	16000	MG/KG	
SW6020/NONE	SE	075SD-0003-0001-SD	240-17467-4	FD	Arsenic	0.15	9.0	9.0	MG/KG	
SW6020/NONE	SE	075SD-0003-0001-SD	240-17467-4	FD	Barium	1.5	130	130	MG/KG	
SW6020/NONE	SE	075SD-0003-0001-SD	240-17467-4	FD	Beryllium	0.15	1.7	1.7 J	MG/KG	d
SW6020/NONE	SE	075SD-0003-0001-SD	240-17467-4	FD	Calcium	15.0	50000	50000 J	MG/KG	d
SW6020/NONE	SE	075SD-0003-0001-SD	240-17467-4	FD	Cadmium	0.15	0.76	0.76	MG/KG	
SW6020/NONE	SE	075SD-0003-0001-SD	240-17467-4	FD	Cobalt	0.076	11.0	11.0	MG/KG	
SW6020/NONE	SE	075SD-0003-0001-SD	240-17467-4	FD	Chromium	0.30	21.0	21.0	MG/KG	

SW6020/NONE	SE	075SD-0003-0001-SD	240-17467-4	FD	Copper	0.30	21.0	21.0	MG/KG	
SW6020/NONE	SE	075SD-0003-0001-SD	240-17467-4	FD	Iron	7.6	19000	19000	MG/KG	
SW6020/NONE	SE	075SD-0003-0001-SD	240-17467-4	FD	Potassium	15.0	1200	1200	MG/KG	
SW6020/NONE	SE	075SD-0003-0001-SD	240-17467-4	FD	Magnesium	15.0	5600	5600 J	MG/KG	d
SW6020/NONE	SE	075SD-0003-0001-SD	240-17467-4	FD	Manganese	7.6	4100	4100 J	MG/KG	d
SW6020/NONE	SE	075SD-0003-0001-SD	240-17467-4	FD	Sodium	15.0	310	310 J	MG/KG	d
SW6020/NONE	SE	075SD-0003-0001-SD	240-17467-4	FD	Nickel	0.15	21.0	21.0	MG/KG	
SW6020/NONE	SE	075SD-0003-0001-SD	240-17467-4	FD	Lead	0.15	32.0	32.0	MG/KG	
SW6020/NONE	SE	075SD-0003-0001-SD	240-17467-4	FD	Antimony	0.30	0.43	0.43 J	MG/KG	d
SW6020/NONE	SE	075SD-0003-0001-SD	240-17467-4	FD	Selenium	0.76	1.4	1.4	MG/KG	
SW6020/NONE	SE	075SD-0003-0001-SD	240-17467-4	FD	Thallium	0.15	0.15	0.15	MG/KG	
SW6020/NONE	SE	075SD-0003-0001-SD	240-17467-4	FD	Vanadium	0.15	15.0	15.0	MG/KG	
SW6020/NONE	SE	075SD-0003-0001-SD	240-17467-4	FD	Zinc	0.76	130	130	MG/KG	

Rejected Results

--No Records Found--

AUTOMATED DATA REVIEW SUMMARY for 240-17467-2

Anomalies Count

SDG Name: 240-17467-2

Test/Extraction Method/Leach	# of Field Samples Outside of Compliance	# of Analytes Outside of Compliance
SW6020/SW3050B/NONE	2	13

Anomalies are cases where the reported RL exceeds that specified in the governing project document.

Worksheet

SDG Name: 240-17467-2

Method: SW6020

Review Questions	Yes	No	NA	Comment
Did Chain-of-Custody information agree with laboratory report and EDD for requested field samples and tests?	•			
Were samples preserved properly and received in good condition?	•			
Were holding times met?	•			
Were sample reciept temperatures met?	•			
Were QAPP specified RLs achieved?	•			
Were all QAPP specified target analytes reported?	•			
Was the initial calibration curve within QAPP acceptance limits?	•			
Were the ICV/CCVs analyzed (frequency) as required in the QAPP?	•			
Were ICV/CCV results within QAPP acceptance limits?	•			
Were the ICB/CCBs analyzed (frequency) as required in the QAPP?	•			
Was a method blank prepared and analyzed with each batch?	•			
Were target analytes detected in the ICB/CCB/method blank?	•			Al, Ba, Fe, Mg (no qualifications required)
Was a field blank collected and analyzed?		•		
Were target analytes reported in the field blank analyses above the MDL?			•	
Was an Interference Check Standard (ICS) run at the beginning and end of every run?	•			
Was the ICS recovery within QAPP acceptance limits?	•			
If a field duplicate was analyzed, were the RPDs within criteria?		•		
Was a LCS prepared and analyzed with each batch?	•			
Were the LCS recoveries within QAPP acceptance limits?	•			
Was a MS/MSD pair prepared with each batch?	•			
Is the MS/MSD parent sample the one designated by the sampling team?	•			
Were the MS/MSD within QAPP acceptance limits?	•			
Was a serial dilution prepared and analyzed with each batch?	•			
Was the serial dilution within QAPP acceptance limits?	•			
Were sample concentrations within calibration range?	•			
Have all Laboratory Case Narrative comments/findings been addressed in the data review process?	•			
Are all samples associated with QC non-compliances flagged appropriately?	•			

Are the Qualified, Detected, and Rejected tables of the ADR report in agreement?	•

Field Duplicates for SDG: 240-17467-2

Location	Analysis
75-GRTP-DU2-SS	SW6020

Field ID - Primary/Field Dup	Lab ID - Primary/Field Dup	Analyte	Primary Result	FD Result	RL	RPD	RPD Check
075SD-0002-0001-SD / 075SD-0003-0001-SD	240-17467-2 / 240-17467-4	Aluminum	12000	16000	4.40	28.6	Ok
075SD-0002-0001-SD / 075SD-0003-0001-SD	240-17467-2 / 240-17467-4	Antimony	0.210	0.430	0.290	68.8	Out
075SD-0002-0001-SD / 075SD-0003-0001-SD	240-17467-2 / 240-17467-4	Arsenic	9.50	9.00	0.150	5.41	Ok
075SD-0002-0001-SD / 075SD-0003-0001-SD	240-17467-2 / 240-17467-4	Barium	110	130	1.50	16.7	Ok
075SD-0002-0001-SD / 075SD-0003-0001-SD	240-17467-2 / 240-17467-4	Beryllium	0.890	1.70	0.150	62.5	Out
075SD-0002-0001-SD / 075SD-0003-0001-SD	240-17467-2 / 240-17467-4	Cadmium	0.630	0.760	0.150	18.7	Ok
075SD-0002-0001-SD / 075SD-0003-0001-SD	240-17467-2 / 240-17467-4	Calcium	6400	50000	15.0	155	Out
075SD-0002-0001-SD / 075SD-0003-0001-SD	240-17467-2 / 240-17467-4	Chromium	15.0	21.0	0.290	33.3	Ok
075SD-0002-0001-SD / 075SD-0003-0001-SD	240-17467-2 / 240-17467-4	Cobalt	9.60	11.0	0.0740	13.6	Ok
075SD-0002-0001-SD / 075SD-0003-0001-SD	240-17467-2 / 240-17467-4	Copper	17.0	21.0	0.290	21.1	Ok
075SD-0002-0001-SD / 075SD-0003-0001-SD	240-17467-2 / 240-17467-4	Iron	20000	19000	7.40	5.13	Ok
075SD-0002-0001-SD / 075SD-0003-0001-SD	240-17467-2 / 240-17467-4	Lead	22.0	32.0	0.150	37.0	Ok
075SD-0002-0001-SD / 075SD-0003-0001-SD	240-17467-2 / 240-17467-4	Magnesium	2800	5600	15.0	66.7	Out
075SD-0002-0001-SD / 075SD-0003-0001-SD	240-17467-2 / 240-17467-4	Manganese	2200	4100	0.740	60.3	Out
075SD-0002-0001-SD / 075SD-0003-0001-SD	240-17467-2 / 240-17467-4	Nickel	21.0	21.0	0.150	0.00	Ok
075SD-0002-0001-SD / 075SD-0003-0001-SD	240-17467-2 / 240-17467-4	Potassium	1400	1200	15.0	15.4	Ok
075SD-0002-0001-SD / 075SD-0003-0001-SD	240-17467-2 / 240-17467-4	Selenium	1.30	1.40	0.740	7.41	Ok
075SD-0002-0001-SD / 075SD-0003-0001-SD	240-17467-2 / 240-17467-4	Silver	1.50	2.30	0.150	42.1	Ok
075SD-0002-0001-SD / 075SD-0003-0001-SD	240-17467-2 / 240-17467-4	Sodium	75.0	310	15.0	122	Out
075SD-0002-0001-SD / 075SD-0003-0001-SD	240-17467-2 / 240-17467-4	Thallium	0.210	0.150	0.150	33.3	Ok
075SD-0002-0001-SD / 075SD-0003-0001-SD	240-17467-2 / 240-17467-4	Vanadium	20.0	15.0	0.150	28.6	Ok
075SD-0002-0001-SD / 075SD-0003-0001-SD	240-17467-2 / 240-17467-4	Zinc	140	130	0.740	7.41	Ok

WORKSHEET 3

Automated Data Review Summary for 240-18441-1

This page left intentionally blank.

AUTOMATED DATA REVIEW SUMMARY for 240-18441-1_(72-73-75-SB)

Facility: Ravenna Army Ammunition Plant

Event: Fall 2012 SI/RI Sampling

Guidance Document: Ravenna Army Ammunition Plant, Quality Assurance Project Plan, Oct. 3, 2012

Contract Laboratory: TestAmerica, Inc., North Canton, OH

Field Contractor: Environmental Chemical Corp., Otis Ang Base, MA

Data Review Contractor: ECC

SDG: 240-18441-1_(72-73-75-SB), Certified - 1/9/2013 by frederickroche

QC Level: ADR

Project Manager:

Data Reviewer: Veronica Champagne

Data Reviewer Title: Senior QA Chemist

Date of Review Report: January 13, 2013

Samples Included in SDG 240-18441-1_(72-73-75-SB)

Analytical Method/ Leach Method	Normal Soil Samples	Normal Water Samples	Field QC Soil Samples	Field QC Water Samples
E353.2/NONE	2		0	
M8015D/NONE	14		1	
M8015V/NONE	14		1	
SW6020/NONE	21		3	
SW7471A/NONE	22		3	
SW8081/NONE	2		0	
SW8082/NONE	2		0	
SW8260B/NONE	14	4	1	0
SW8270C/NONE	22		3	
SW8330B/NONE	2		0	

AUTOMATED DATA REVIEW SUMMARY for 240-18441-1_(72-73-75-SB)

This report assesses the analytical data quality associated with the analyses listed on the preceding cover page. This assessment has been made through a combination of automated data review (ADR) and supplemental manual review, the details of which are described below. The approach taken in the review of this data set is consistent with the requirements contained in the Ravenna Army Ammunition Plant, Quality Assurance Project Plan, Oct. 3, 2012 to the extent possible. Where definitive guidance is not provided, data has been evaluated in a conservative manner using professional judgment. In cases where two qualifiers are listed as an action, such as 'J/UJ', the first qualifier applies to positive results, and the second to non-detect results.

Samples were collected by Environmental Chemical Corp., Otis Ang Base, MA; analyses were performed by TestAmerica, Inc., North Canton, OH and were reported under sample delivery group (SDG) 240-18441-1_(72-73-75-SB). Results have been evaluated electronically using electronic data deliverables (EDDs) provided by the laboratory. The laboratory data summary forms (hard copy) have been reviewed during this effort and compared to the automated review output. Findings based on the automated data submission and manual data verification processes are detailed in the ADR narrative.

The following quality control elements were supported by the electronic deliverable and were evaluated during this review effort:

- Blank
- Blank - Negative
- Field Duplicate RPD
- LCS Recovery
- MS Recovery
- MS RPD
- Prep Hold Time
- Surrogate
- Test Hold Time

The following quality control elements were either not applicable to the deliverable, or were not supported by the electronic deliverable, and were therefore not included in the automated data review. Those elements required for the project were reviewed manually, as narrated in the Comment section below.

- Ambient Blank
- Calibration Blank
- Calibration Blank - Negative
- Continuing Calibration Verification
- Equipment Blank
- Field Blank
- Initial Calibration Verification
- Lab Replicate RPD
- LCS RPD

Material Blank

Trip Blank

A representative sampling or ten percent of sample and QC results were manually evaluated for compliance with project specific requirements and consistency with hard copy results. The following summaries were generated during the evaluation of this data set and are included in this report as applicable.

Batch – The analytical batch report is reviewed for completeness and compliance with project specific requirements. Incomplete or non-compliant run sequences are identified and their impact on data quality are discussed in the narrative.

QC Outlier – Results exceeding the evaluation criteria are reviewed for compliance with project requirements and a minimum of ten percent of the non-compliant QC values reported electronically are verified for consistency with hard-copy values.

Qualified Results – Qualified results are evaluated for compliance with project requirements and ten percent of qualified results are verified for consistency with the QC Outliers.

Rejected Results – All rejected results are evaluated for compliance with project requirements. The reason for rejection of the data is verified against hard copy data.

Field Duplicates – Field duplicate comparison results are evaluated for compliance with project requirements and ten percent of values reported are verified for consistency with the hard-copy data.

Data Submission Warnings – Warnings encountered during the data submission process are evaluated and their affect on data quality is discussed in the narrative below.

Analytical deficiencies, project non-compliance issues and inconsistencies with hard copy results observed during ADR evaluation process and their impact on data quality are summarized in the narrative below.

A total of 779 results (32.84%) out of the 2372 results (sample and field QC samples) reported are qualified based on review and 7 results (0.30%) have been rejected. Trace values are not counted as qualified results in the above count. The qualified results are detailed in the following tables and discussed in the narrative below, where appropriate.

Narrative Comments

Analytical Method	Comment
E353.2	
M8015D	
M8015V	
SW6020	
SW7471A	

SW8081	
SW8082	
SW8260B	
SW8270C	
SW8330B	

13-Jan-2013

Reviewed by Veronica Champagne, Senior QA Chemist

Reason and Comment Code Definitions

Reasons	
Code	**Definition**
A	Serial dilution
A1	Ambient Blank
B	The analyte was found in an associated blank as well as in the sample.
B2	CCB
B3	CCB - Neg
c	LCS - low
C	LCS Recovery
d	Field Duplicate RPD
D	MS RPD
D1	Lab Replicate RPD
D2	No precision available
F	Field Blank
F1	Hydrocarbon pattern does not match standard
G1	Initial Calibration RRF
G2	Initial Calibration RSD
h	Holding time exceeded by less than 2X.
H	Holding time exceeded by more than 2X.
H1	Test Hold Time
H2	Prep Hold Time
I	Surrogate recovery outside project limits.
J	CRA/CRI Recovery
K	An analyte (non-common laboratory artifact) was detected in the sample at a concentration less than 5X the concentration detected in the associated method blank.
L	Lab Blank
L1	Lab Blank - Neg
m	MS - low
M	MS Recovery
N	Blank - No Action
O	ICS
P	Sample preservation/collection requirement not met.
P1	Column RPD

P2	Improper preparation/extraction
q	Encore sample holding time exceeded by less than 2X.
Q	Encore sample holding time exceeded by more than 2X.
Q1	Material Blank
R	Exceeds Linear Calibration Range
S	Internal standard
T	Trip Blank
TI	Tentatively Identified Compound
TR	Trace Level Detect
U	Receipt Temperature
V	Equipment Blank
V1	ICV
V2	CCV
V3	CCV RRF
V4	Sample Receipt Condition
W	Column breakdown (pesticides)
X	Raised reporting limit
Y	Cooler temperature greater than 10 degrees C.
y	Cooler temperature greater than 4 degrees C, but less than 10 degrees C.
Y1	False Positive
Y2	Data rejected due to radiological anomalies
Z	LCS RPD
Z2	Analyte not confirmed on second column

Flag Code and Definitions

Flag	Definition
U	Undetected: The analyte was analyzed for, but not detected.
UJ	The analyte was not detected; however, the result is estimated due to discrepancies in meeting certain analyte-specific quality control criteria.
J	Estimated: The analyte was positively identified, the quantitation is an estimation due to discrepancies in meeting certain analyte-specific quality control criteria.
R	The data are rejected due to deficiencies in meeting QC criteria and may not be used for decision making.
N	The analysis indicates the presence of an analyte for which there is presumptive evidence to make a "tentative identification".
NJ	The analysis indicates the presence of an analyte that has been “tentatively identified” and the associated numerical value represents its approximate concentration.

Batch Report

Test Method: E353.2; Leach Method: NONE

Analytical Batch	Prep Batch	Leach Batch	Location	Matrix	Field Sample ID	Lab Sample ID	Calibration Ref	Run#/ Dil'n	Collection Date/Time	Extract Date/Time	Analysis Date/Time	Sample Type
7694	7431	NA	LABQC	SQ	LABQC	MB 320-7372/1-B		1/1	17-Dec-2012 7:02 AM	17-Dec-2012 7:02 AM	18-Dec-2012 12:40 PM	LB
	7431	NA	LABQC	SQ	LABQC	LCS 320-7372/2-B		1/1	17-Dec-2012 7:02 AM	17-Dec-2012 7:02 AM	18-Dec-2012 12:42 PM	BS
	7431	NA	72-1026-R89-SB4	SO	072SB-0030-0001-SO	240-18441-15		1/1	04-Dec-2012 1:50 PM	17-Dec-2012 7:02 AM	18-Dec-2012 1:16 PM	N
	7431	NA	73-ECY-DU1-SB2	SO	073SB-0011M-0001-SO	240-18441-25		1/1	04-Dec-2012 4:10 PM	17-Dec-2012 7:02 AM	18-Dec-2012 1:26 PM	N

Test Method: M8015D; Leach Method: NONE

Analytical Batch	Prep Batch	Leach Batch	Location	Matrix	Field Sample ID	Lab Sample ID	Calibration Ref	Run#/ Dil'n	Collection Date/Time	Extract Date/Time	Analysis Date/Time	Sample Type
68951	68574	NA	LABQC	SQ	LABQC	LCS 240-68574/8-A		1/1	13-Dec-2012 12:15 PM	13-Dec-2012 12:15 PM	17-Dec-2012 3:05 PM	BS
	68574	NA	72-1026-RV4-SB1	SO	072SB-0007-0001-SO	240-18441-1		1/1	04-Dec-2012 8:45 AM	13-Dec-2012 12:15 PM	17-Dec-2012 3:36 PM	N
	68574	NA	72-1026-RV4-SB2	SO	072SB-0008-0001-SO	240-18441-2		1/1	04-Dec-2012 9:14 AM	13-Dec-2012 12:15 PM	17-Dec-2012 4:07 PM	N
	68574	NA	72-1026-RV4-SB2	SO	072SB-0008-0001-SO	240-18441-2		1/1	04-Dec-2012 9:14 AM	13-Dec-2012 12:15 PM	17-Dec-2012 4:38 PM	MS
	68574	NA	72-1026-RV4-SB2	SO	072SB-0008-0001-SO	240-18441-2		1/1	04-Dec-2012 9:14 AM	13-Dec-2012 12:15 PM	17-Dec-2012 5:08 PM	SD
	68574	NA	72-1026-RV4-SB3	SO	072SB-0009-0001-SO	240-18441-3		1/1	04-Dec-2012 9:24 AM	13-Dec-2012 12:15 PM	17-Dec-2012 5:39 PM	N
	68574	NA	LABQC	SQ	LABQC	MB 240-68574/7-A		1/1	14-Dec-2012 10:46 AM	14-Dec-2012 10:46 AM	17-Dec-2012 2:34 PM	LB
	68574	NA	LABQC	SQ	LABQC	MB 240-68574/7-A		1/1	14-Dec-2012 11:24 AM	14-Dec-2012 11:24 AM	17-Dec-2012 2:34 PM	LB
	68574	NA	LABQC	SQ	LABQC	LCS 240-68574/8-A		1/1	14-Dec-2012 11:24 AM	14-Dec-2012 11:24 AM	17-Dec-2012 3:05 PM	BS
69175	68764	NA	LABQC	SQ	LABQC	MB 240-68764/23-A		1/1	14-Dec-2012 11:52 AM	14-Dec-2012 11:52 AM	18-Dec-2012 12:37 PM	LB
	68764	NA	LABQC	SQ	LABQC	LCS 240-68764/24-A		1/1	14-Dec-2012 11:52 AM	14-Dec-2012 11:52 AM	18-Dec-2012 1:07 PM	BS
	68764	NA	72-1026-RV4-SB1	SO	072SB-0010-0001-SO	240-18441-4		1/1	04-Dec-2012 8:55 AM	14-Dec-2012 11:52 AM	18-Dec-2012 1:42 PM	N
	68764	NA	72-1026-R87-SB1	SO	072SB-0021-0001-SO	240-18441-6		1/1	04-Dec-2012 10:38 AM	14-Dec-2012 11:52 AM	18-Dec-2012 2:13 PM	N
	68764	NA	72-1026-R87-SB2	SO	072SB-0022-0001-SO	240-18441-7		1/1	04-Dec-2012 10:59 AM	14-Dec-2012 11:52 AM	18-Dec-2012 2:43 PM	N

	68764	NA	72-1026-R87-SB3	SO	072SB-0023-0001-SO	240-18441-8		1/1	04-Dec-2012 11:10 AM	14-Dec-2012 11:52 AM	18-Dec-2012 3:13 PM	N
	68764	NA	72-1026-R87-SB1	SO	072SB-0024-0001-SO	240-18441-9		1/1	04-Dec-2012 10:40 AM	14-Dec-2012 11:52 AM	18-Dec-2012 3:43 PM	N
	68764	NA	72-1026-R89-SB1	SO	072SB-0026-0001-SO	240-18441-11		1/1	04-Dec-2012 1:13 PM	14-Dec-2012 11:52 AM	18-Dec-2012 4:13 PM	N
	68764	NA	72-1026-R89-SB1	SO	072SB-0026-0002-SO	240-18441-11		1/1	04-Dec-2012 1:14 PM	14-Dec-2012 11:52 AM	18-Dec-2012 4:44 PM	MS
	68764	NA	72-1026-R89-SB1	SO	072SB-0026-0002-SO	240-18441-11		1/1	04-Dec-2012 1:14 PM	14-Dec-2012 11:52 AM	18-Dec-2012 5:14 PM	SD
	68764	NA	72-1026-R89-SB1	SO	072SB-0027-0001-SO	240-18441-12		1/1	04-Dec-2012 1:15 PM	14-Dec-2012 11:52 AM	18-Dec-2012 6:15 PM	FD
	68764	NA	72-1026-R89-SB2	SO	072SB-0028-0001-SO	240-18441-13		1/1	04-Dec-2012 1:43 PM	14-Dec-2012 11:52 AM	18-Dec-2012 6:45 PM	N
	68764	NA	72-1026-R89-SB3	SO	072SB-0029-0001-SO	240-18441-14		1/1	04-Dec-2012 2:00 PM	14-Dec-2012 11:52 AM	18-Dec-2012 7:15 PM	N
	68764	NA	72-1026-R89-SB4	SO	072SB-0030-0001-SO	240-18441-15		1/1	04-Dec-2012 1:50 PM	14-Dec-2012 11:52 AM	18-Dec-2012 7:45 PM	N
	68764	NA	72-1026-R89-SB5	SO	072SB-0031-0001-SO	240-18441-16		1/1	04-Dec-2012 1:35 PM	14-Dec-2012 11:52 AM	18-Dec-2012 8:16 PM	N
	68764	NA	72-1026-R89-SB5	SO	072SB-0032-0001-SO	240-18441-17		1/1	04-Dec-2012 1:33 PM	14-Dec-2012 11:52 AM	18-Dec-2012 8:46 PM	N

Test Method: M8015V; Leach Method: NONE

Analytical Batch	Prep Batch	Leach Batch	Location	Matrix	Field Sample ID	Lab Sample ID	Calibration Ref	Run#/ Dil'n	Collection Date/Time	Extract Date/Time	Analysis Date/Time	Sample Type
68680	68726	NA	72-1026-RV4-SB1	SO	072SB-0007-0001-SO	240-18441-1		1/1	04-Dec-2012 8:45 AM	05-Dec-2012 6:23 PM	14-Dec-2012 12:02 PM	N
	68726	NA	72-1026-RV4-SB2	SO	072SB-0008-0001-SO	240-18441-2		1/1	04-Dec-2012 9:14 AM	05-Dec-2012 6:23 PM	14-Dec-2012 12:40 PM	N
	68726	NA	72-1026-RV4-SB3	SO	072SB-0009-0001-SO	240-18441-3		1/1	04-Dec-2012 9:24 AM	05-Dec-2012 6:23 PM	14-Dec-2012 1:17 PM	N
	68726	NA	72-1026-RV4-SB1	SO	072SB-0010-0001-SO	240-18441-4		1/1	04-Dec-2012 8:55 AM	05-Dec-2012 6:23 PM	14-Dec-2012 1:55 PM	N
	68726	NA	72-1026-R87-SB1	SO	072SB-0021-0001-SO	240-18441-6		1/1	04-Dec-2012 10:38 AM	05-Dec-2012 6:23 PM	14-Dec-2012 2:33 PM	N
	68726	NA	72-1026-R87-SB2	SO	072SB-0022-0001-SO	240-18441-7		1/1	04-Dec-2012 10:59 AM	05-Dec-2012 6:23 PM	14-Dec-2012 3:11 PM	N
	68726	NA	72-1026-R87-SB3	SO	072SB-0023-0001-SO	240-18441-8		1/1	04-Dec-2012 11:10 AM	05-Dec-2012 6:23 PM	14-Dec-2012 3:49 PM	N
	68726	NA	72-1026-R87-SB1	SO	072SB-0024-0001-SO	240-18441-9		1/1	04-Dec-2012 10:40 AM	05-Dec-2012 6:23 PM	14-Dec-2012 5:05 PM	N
	68726	NA	72-1026-R89-SB1	SO	072SB-0026-0001-SO	240-18441-11		1/1	04-Dec-2012 1:13 PM	05-Dec-2012 6:23 PM	14-Dec-2012 5:44 PM	N
	68726	NA	72-1026-R89-SB1	SO	072SB-0026-0002-SO	240-18441-11		1/1	04-Dec-2012 1:14 PM	05-Dec-2012 6:23 PM	14-Dec-2012 6:22 PM	MS

	68726	NA	72-1026-R89-SB1	SO	072SB-0026-0002-SO	240-18441-11		1/1	04-Dec-2012 1:14 PM	05-Dec-2012 6:23 PM	14-Dec-2012 7:00 PM	SD
	68726	NA	72-1026-R89-SB1	SO	072SB-0027-0001-SO	240-18441-12		1/1	04-Dec-2012 1:15 PM	05-Dec-2012 6:23 PM	14-Dec-2012 7:39 PM	FD
	68726	NA	72-1026-R89-SB2	SO	072SB-0028-0001-SO	240-18441-13		1/1	04-Dec-2012 1:43 PM	05-Dec-2012 6:23 PM	14-Dec-2012 8:17 PM	N
	68726	NA	72-1026-R89-SB3	SO	072SB-0029-0001-SO	240-18441-14		1/1	04-Dec-2012 2:00 PM	05-Dec-2012 6:23 PM	14-Dec-2012 8:55 PM	N
	68726	NA	72-1026-R89-SB4	SO	072SB-0030-0001-SO	240-18441-15		1/1	04-Dec-2012 1:50 PM	05-Dec-2012 6:23 PM	14-Dec-2012 9:34 PM	N
	68726	NA	72-1026-R89-SB5	SO	072SB-0031-0001-SO	240-18441-16		1/1	04-Dec-2012 1:35 PM	05-Dec-2012 6:23 PM	14-Dec-2012 10:12 PM	N
	68726	NA	72-1026-R89-SB5	SO	072SB-0032-0001-SO	240-18441-17		1/1	04-Dec-2012 1:33 PM	05-Dec-2012 6:23 PM	14-Dec-2012 10:49 PM	N
	NA	NA	LABQC	SQ	LABQC	MB 240-68680/7		1/1	14-Dec-2012 10:46 AM	14-Dec-2012 10:46 AM	14-Dec-2012 10:46 AM	LB
	NA	NA	LABQC	SQ	LABQC	LCS 240-68680/8		1/1	14-Dec-2012 11:24 AM	14-Dec-2012 11:24 AM	14-Dec-2012 11:24 AM	BS

Test Method: SW6020; Leach Method: NONE

Analytical Batch	Prep Batch	Leach Batch	Location	Matrix	Field Sample ID	Lab Sample ID	Calibration Ref	Run#/ Dil'n	Collection Date/Time	Extract Date/Time	Analysis Date/Time	Sample Type
59320	59173	NA	LABQC	SQ	LABQC	MB 180-59173/1-A		1/1	07-Dec-2012 1:14 PM	07-Dec-2012 1:14 PM	23-Dec-2012 7:20 PM	LB
	59173	NA	LABQC	SQ	LABQC	LCS 180-59173/2-A		1/1	07-Dec-2012 1:14 PM	07-Dec-2012 1:14 PM	23-Dec-2012 7:25 PM	BS
	59173	NA	72-1026-RV4-SB1	SO	072SB-0007-0001-SO	240-18441-1		1/1	04-Dec-2012 8:45 AM	07-Dec-2012 1:14 PM	23-Dec-2012 9:38 PM	N
	59173	NA	72-1026-RV4-SB2	SO	072SB-0008-0001-SO	240-18441-2		1/1	04-Dec-2012 9:14 AM	07-Dec-2012 1:14 PM	23-Dec-2012 9:43 PM	N
	59173	NA	72-1026-RV4-SB3	SO	072SB-0009-0001-SO	240-18441-3		1/1	04-Dec-2012 9:24 AM	07-Dec-2012 1:14 PM	23-Dec-2012 9:47 PM	N
	59173	NA	72-1026-RV4-SB1	SO	072SB-0010-0001-SO	240-18441-4		1/1	04-Dec-2012 8:55 AM	07-Dec-2012 1:14 PM	23-Dec-2012 9:51 PM	N
	59173	NA	72-1026-R87-SB1	SO	072SB-0021-0001-SO	240-18441-6		1/1	04-Dec-2012 10:38 AM	07-Dec-2012 1:14 PM	23-Dec-2012 9:56 PM	N
	59173	NA	72-1026-R87-SB2	SO	072SB-0022-0001-SO	240-18441-7		1/1	04-Dec-2012 10:59 AM	07-Dec-2012 1:14 PM	23-Dec-2012 10:15 PM	N
	59173	NA	72-1026-R87-SB3	SO	072SB-0023-0001-SO	240-18441-8		1/1	04-Dec-2012 11:10 AM	07-Dec-2012 1:14 PM	23-Dec-2012 10:20 PM	N
	59173	NA	72-1026-RV4-SB1	SO	072SB-0007-0001-SO	240-18441-1		2/10	04-Dec-2012 8:45 AM	07-Dec-2012 1:14 PM	24-Dec-2012 1:29 AM	N
59603	59173	NA	72-1026-RV4-SB1	SO	072SB-0010-0001-SO	240-18441-4		2/10	04-Dec-2012 8:55 AM	07-Dec-2012 1:14 PM	27-Dec-2012 4:17 PM	N
	59173	NA	72-1026-R87-SB1	SO	072SB-0021-0001-SO	240-18441-6		2/10	04-Dec-2012 10:38 AM	07-Dec-2012 1:14 PM	27-Dec-2012 4:21 PM	N

	59173	NA	72-1026-R87-SB2	SO	072SB-0022-0001-SO	240-18441-7	2/10	04-Dec-2012 10:59 AM	07-Dec-2012 1:14 PM	27-Dec-2012 4:26 PM	N
	59173	NA	72-1026-R87-SB3	SO	072SB-0023-0001-SO	240-18441-8	2/10	04-Dec-2012 11:10 AM	07-Dec-2012 1:14 PM	27-Dec-2012 4:30 PM	N
59320	59174	NA	LABQC	SQ	LABQC	MB 180-59174/1-A	1/1	11-Dec-2012 10:50 AM	11-Dec-2012 10:50 AM	23-Dec-2012 10:27 PM	LB
	59174	NA	LABQC	SQ	LABQC	LCS 180-59174/2-A	1/1	11-Dec-2012 10:50 AM	11-Dec-2012 10:50 AM	23-Dec-2012 10:32 PM	BS
	59174	NA	72-1026-R89-SB1	SO	072SB-0026-0001-SO	240-18441-11	1/1	04-Dec-2012 1:13 PM	11-Dec-2012 10:50 AM	23-Dec-2012 10:39 PM	N
	59174	NA	72-1026-R89-SB1	SO	072SB-0026-0002-SO	240-18441-11	1/1	04-Dec-2012 1:14 PM	11-Dec-2012 10:50 AM	23-Dec-2012 10:48 PM	SD
	59174	NA	72-1026-R89-SB1	SO	072SB-0026-0002-SO	240-18441-11	1/1	04-Dec-2012 1:14 PM	11-Dec-2012 10:50 AM	23-Dec-2012 10:52 PM	MS
	59174	NA	72-1026-R87-SB1	SO	072SB-0024-0001-SO	240-18441-9	1/1	04-Dec-2012 10:40 AM	11-Dec-2012 10:50 AM	23-Dec-2012 11:03 PM	N
	59174	NA	72-1026-R89-SB1	SO	072SB-0027-0001-SO	240-18441-12	1/1	04-Dec-2012 1:15 PM	11-Dec-2012 10:50 AM	23-Dec-2012 11:23 PM	FD
	59174	NA	72-1026-R89-SB2	SO	072SB-0028-0001-SO	240-18441-13	1/1	04-Dec-2012 1:43 PM	11-Dec-2012 10:50 AM	23-Dec-2012 11:27 PM	N
	59174	NA	72-1026-R89-SB3	SO	072SB-0029-0001-SO	240-18441-14	1/1	04-Dec-2012 2:00 PM	11-Dec-2012 10:50 AM	23-Dec-2012 11:32 PM	N
	59174	NA	72-1026-R89-SB4	SO	072SB-0030-0001-SO	240-18441-15	1/1	04-Dec-2012 1:50 PM	11-Dec-2012 10:50 AM	23-Dec-2012 11:36 PM	N
	59174	NA	72-1026-R89-SB5	SO	072SB-0031-0001-SO	240-18441-16	1/1	04-Dec-2012 1:35 PM	11-Dec-2012 10:50 AM	23-Dec-2012 11:40 PM	N
	59174	NA	72-1026-R89-SB5	SO	072SB-0032-0001-SO	240-18441-17	1/1	04-Dec-2012 1:33 PM	11-Dec-2012 10:50 AM	23-Dec-2012 11:45 PM	N
	59174	NA	73-ECY-DU1-SB	SO	073SB-0007M-0001-SO	240-18441-21	1/1	04-Dec-2012 4:45 PM	11-Dec-2012 10:50 AM	23-Dec-2012 11:49 PM	N
	59174	NA	73-ECY-DU1-SB	SO	073SB-0007M-0002-SO	240-18441-21DU	1/1	04-Dec-2012 4:45 PM	11-Dec-2012 10:50 AM	23-Dec-2012 11:58 PM	SD
	59174	NA	73-ECY-DU1-SB	SO	073SB-0007M-0002-SO	240-18441-21MS	1/1	04-Dec-2012 4:45 PM	11-Dec-2012 10:50 AM	24-Dec-2012 12:02 AM	MS
	59174	NA	73-ECY-DU1-SB	SO	073SB-0008M-0001-SO	240-18441-22	1/1	04-Dec-2012 4:45 PM	11-Dec-2012 10:50 AM	24-Dec-2012 12:26 AM	FD
	59174	NA	73-ECY-DU1-SB1	SO	073SB-0009M-0001-SO	240-18441-23	1/1	04-Dec-2012 4:45 PM	11-Dec-2012 10:50 AM	24-Dec-2012 12:30 AM	N
	59174	NA	73-ECY-DU1-SB1	SO	073SB-0010M-0001-SO	240-18441-24	1/1	04-Dec-2012 4:00 PM	11-Dec-2012 10:50 AM	24-Dec-2012 12:34 AM	FD
	59174	NA	73-ECY-DU1-SB2	SO	073SB-0011M-0001-SO	240-18441-25	1/1	04-Dec-2012 4:10 PM	11-Dec-2012 10:50 AM	24-Dec-2012 12:39 AM	N
	59174	NA	73-ECY-DU1-SB3	SO	073SB-0012M-0001-SO	240-18441-26	1/1	04-Dec-2012 4:40 PM	11-Dec-2012 10:50 AM	24-Dec-2012 12:43 AM	N
	59174	NA	73-ECY-DU1-SB4	SO	073SB-0013M-0001-SO	240-18441-27	1/1	04-Dec-2012 5:00 PM	11-Dec-2012 10:50 AM	24-Dec-2012 12:47 AM	N

	59174	NA	73-ECY-DU1-SB5	SO	073SB-0014M-0001-SO	240-18441-28		1/1	04-Dec-2012 4:15 PM	11-Dec-2012 10:50 AM	24-Dec-2012 12:52 AM	N
	59174	NA	72-1026-R87-SB1	SO	072SB-0024-0001-SO	240-18441-9		2/10	04-Dec-2012 10:40 AM	11-Dec-2012 10:50 AM	24-Dec-2012 1:33 AM	N
59603	59175	NA	LABQC	SQ	LABQC	MB 180-59175/1-A		1/1	12-Dec-2012 12:22 PM	12-Dec-2012 12:22 PM	27-Dec-2012 4:38 PM	LB
	59175	NA	LABQC	SQ	LABQC	LCS 180-59175/2-A		1/1	12-Dec-2012 12:22 PM	12-Dec-2012 12:22 PM	27-Dec-2012 4:42 PM	BS
	59175	NA	73-ECY-DU1-SB5	SO	073SB-0015M-0001-SO	240-18441-29		1/1	04-Dec-2012 4:30 PM	12-Dec-2012 12:22 PM	27-Dec-2012 7:36 PM	N

Test Method: SW7471A; Leach Method: NONE

Analytical Batch	Prep Batch	Leach Batch	Location	Matrix	Field Sample ID	Lab Sample ID	Calibration Ref	Run#/ Dil'n	Collection Date/Time	Extract Date/Time	Analysis Date/Time	Sample Type
68700	68192	NA	LABQC	SQ	LABQC	MB 240-68192/1-A		1/1	11-Dec-2012 3:45 PM	11-Dec-2012 3:45 PM	13-Dec-2012 1:43 PM	LB
	68192	NA	LABQC	SQ	LABQC	LCS 240-68192/2-A		1/1	11-Dec-2012 3:45 PM	11-Dec-2012 3:45 PM	13-Dec-2012 1:45 PM	BS
	68192	NA	72-1026-R87-SB2	SO	072SB-0022-0001-SO	240-18441-7		1/1	04-Dec-2012 10:59 AM	11-Dec-2012 3:45 PM	13-Dec-2012 1:59 PM	N
	68192	NA	72-1026-R87-SB1	SO	072SB-0021-0001-SO	240-18441-6		1/1	04-Dec-2012 10:38 AM	11-Dec-2012 3:45 PM	13-Dec-2012 2:06 PM	N
	68192	NA	72-1026-R87-SB3	SO	072SB-0023-0001-SO	240-18441-8		1/1	04-Dec-2012 11:10 AM	11-Dec-2012 3:45 PM	13-Dec-2012 2:10 PM	N
	68192	NA	72-1026-RV4-SB2	SO	072SB-0008-0001-SO	240-18441-2		1/1	04-Dec-2012 9:14 AM	11-Dec-2012 3:45 PM	13-Dec-2012 2:12 PM	N
	68192	NA	72-1026-RV4-SB3	SO	072SB-0009-0001-SO	240-18441-3		1/1	04-Dec-2012 9:24 AM	11-Dec-2012 3:45 PM	13-Dec-2012 2:14 PM	N
	68192	NA	72-1026-RV4-SB1	SO	072SB-0007-0001-SO	240-18441-1		1/1	04-Dec-2012 8:45 AM	11-Dec-2012 3:45 PM	13-Dec-2012 2:16 PM	N
	68192	NA	72-1026-RV4-SB1	SO	072SB-0010-0001-SO	240-18441-4		1/1	04-Dec-2012 8:55 AM	11-Dec-2012 3:45 PM	13-Dec-2012 2:18 PM	N
	68177	NA	LABQC	SQ	LABQC	MB 240-68177/1-A		1/1	11-Dec-2012 3:45 PM	11-Dec-2012 3:45 PM	13-Dec-2012 7:21 PM	LB
	68177	NA	LABQC	SQ	LABQC	LCS 240-68177/2-A		1/1	11-Dec-2012 3:45 PM	11-Dec-2012 3:45 PM	13-Dec-2012 7:23 PM	BS
	68177	NA	72-1026-R89-SB1	SO	072SB-0026-0001-SO	240-18441-11		1/1	04-Dec-2012 1:13 PM	11-Dec-2012 3:45 PM	13-Dec-2012 7:25 PM	N
	68177	NA	72-1026-R89-SB1	SO	072SB-0026-0002-SO	240-18441-11		1/1	04-Dec-2012 1:14 PM	11-Dec-2012 3:45 PM	13-Dec-2012 7:27 PM	SD
	68177	NA	72-1026-R89-SB1	SO	072SB-0026-0002-SO	240-18441-11		1/1	04-Dec-2012 1:14 PM	11-Dec-2012 3:45 PM	13-Dec-2012 7:29 PM	MS
	68177	NA	73-ECY-DU1-SB	SO	073SB-0007M-0001-SO	240-18441-21		1/1	04-Dec-2012 4:45 PM	11-Dec-2012 3:45 PM	13-Dec-2012 7:35 PM	N
	68177	NA	73-ECY-DU1-SB	SO	073SB-0007M-0001-SO	240-18441-21		1/1	04-Dec-2012 4:45 PM	11-Dec-2012 3:45 PM	13-Dec-2012 7:37 PM	SD

	68177	NA	73-ECY-DU1-SB	SO	073SB-0007M-0001-SO	240-18441-21		1/1	04-Dec-2012 4:45 PM	11-Dec-2012 3:45 PM	13-Dec-2012 7:40 PM	MS
	68177	NA	73-ECY-DU1-SB4	SO	073SB-0013M-0001-SO	240-18441-27		1/1	04-Dec-2012 5:00 PM	11-Dec-2012 3:45 PM	13-Dec-2012 7:44 PM	N
	68177	NA	72-1026-R89-SB1	SO	072SB-0027-0001-SO	240-18441-12		1/1	04-Dec-2012 1:15 PM	11-Dec-2012 3:45 PM	13-Dec-2012 7:46 PM	FD
	68177	NA	73-ECY-DU1-SB2	SO	073SB-0011M-0001-SO	240-18441-25		1/1	04-Dec-2012 4:10 PM	11-Dec-2012 3:45 PM	13-Dec-2012 7:48 PM	N
	68177	NA	73-ECY-DU1-SB3	SO	073SB-0012M-0001-SO	240-18441-26		1/1	04-Dec-2012 4:40 PM	11-Dec-2012 3:45 PM	13-Dec-2012 7:50 PM	N
	68177	NA	72-1026-R89-SB3	SO	072SB-0029-0001-SO	240-18441-14		1/1	04-Dec-2012 2:00 PM	11-Dec-2012 3:45 PM	13-Dec-2012 7:55 PM	N
	68177	NA	72-1026-R89-SB4	SO	072SB-0030-0001-SO	240-18441-15		1/1	04-Dec-2012 1:50 PM	11-Dec-2012 3:45 PM	13-Dec-2012 8:03 PM	N
	68177	NA	72-1026-R87-SB1	SO	072SB-0024-0001-SO	240-18441-9		1/1	04-Dec-2012 10:40 AM	11-Dec-2012 3:45 PM	13-Dec-2012 8:05 PM	N
	68177	NA	72-1026-R89-SB2	SO	072SB-0028-0001-SO	240-18441-13		1/1	04-Dec-2012 1:43 PM	11-Dec-2012 3:45 PM	13-Dec-2012 8:07 PM	N
	68177	NA	72-1026-R89-SB5	SO	072SB-0032-0001-SO	240-18441-17		1/1	04-Dec-2012 1:33 PM	11-Dec-2012 3:45 PM	13-Dec-2012 8:09 PM	N
	68177	NA	72-1026-R89-SB5	SO	072SB-0031-0001-SO	240-18441-16		1/1	04-Dec-2012 1:35 PM	11-Dec-2012 3:45 PM	13-Dec-2012 8:11 PM	N
	68177	NA	73-ECY-DU1-SB1	SO	073SB-0009M-0001-SO	240-18441-23		1/1	04-Dec-2012 4:45 PM	11-Dec-2012 3:45 PM	13-Dec-2012 8:13 PM	N
	68177	NA	73-ECY-DU1-SB5	SO	073SB-0014M-0001-SO	240-18441-28		1/1	04-Dec-2012 4:15 PM	11-Dec-2012 3:45 PM	13-Dec-2012 8:15 PM	N
	68177	NA	73-ECY-DU1-SB	SO	073SB-0008M-0001-SO	240-18441-22		1/1	04-Dec-2012 4:45 PM	11-Dec-2012 3:45 PM	13-Dec-2012 8:17 PM	FD
	68177	NA	73-ECY-DU1-SB1	SO	073SB-0010M-0001-SO	240-18441-24		1/1	04-Dec-2012 4:00 PM	11-Dec-2012 3:45 PM	13-Dec-2012 8:19 PM	FD
	68388	NA	73-ECY-DU1-SB5	SO	073SB-0015M-0001-SO	240-18441-29		1/1	04-Dec-2012 4:30 PM	12-Dec-2012 3:05 PM	13-Dec-2012 9:04 PM	N
	68388	NA	75-GRTP-DU1-SB1	SO	075SB-0001-0001-SO	240-18441-20		1/1	04-Dec-2012 2:30 PM	12-Dec-2012 3:05 PM	13-Dec-2012 9:08 PM	N
	68388	NA	LABQC	SQ	LABQC	MB 240-68388/1-A		1/1	13-Dec-2012 1:58 AM	13-Dec-2012 1:58 AM	13-Dec-2012 8:28 PM	LB
	68388	NA	LABQC	SQ	LABQC	LCS 240-68388/2-A		1/1	13-Dec-2012 1:58 AM	13-Dec-2012 1:58 AM	13-Dec-2012 8:29 PM	BS

Test Method: SW8081; Leach Method: NONE

Analytical Batch	Prep Batch	Leach Batch	Location	Matrix	Field Sample ID	Lab Sample ID	Calibration Ref	Run#/ Dil'n	Collection Date/Time	Extract Date/Time	Analysis Date/Time	Sample Type
68628	68407	NA	LABQC	SQ	LABQC	LCS 240-68407/9-A		1/1	12-Dec-2012 2:20 PM	12-Dec-2012 2:20 PM	14-Dec-2012 4:26 AM	BS
	68407	NA	72-1026-R89-SB4	SO	072SB-0030-0001-SO	240-18441-15		1/1	04-Dec-2012 1:50 PM	12-Dec-2012 2:20 PM	14-Dec-2012 6:44 AM	N

	68407	NA	73-ECY-DU1-SB2	SO	073SB-0011M-0001-SO	240-18441-25		1/1	04-Dec-2012 4:10 PM	12-Dec-2012 2:20 PM	14-Dec-2012 7:12 AM	N
	68407	NA	LABQC	SQ	LABQC	MB 240-68407/10-A		1/1	12-Dec-2012 2:20 PM	12-Dec-2012 2:20 PM	14-Dec-2012 8:33 AM	LB

Test Method: SW8082; Leach Method: NONE

Analytical Batch	Prep Batch	Leach Batch	Location	Matrix	Field Sample ID	Lab Sample ID	Calibration Ref	Run#/ Dil'n	Collection Date/Time	Extract Date/Time	Analysis Date/Time	Sample Type
68676	68401	NA	72-1026-R89-SB4	SO	072SB-0030-0001-SO	240-18441-15		1/1	04-Dec-2012 1:50 PM	12-Dec-2012 1:49 PM	14-Dec-2012 7:05 AM	N
	68401	NA	73-ECY-DU1-SB2	SO	073SB-0011M-0001-SO	240-18441-25		1/1	04-Dec-2012 4:10 PM	12-Dec-2012 1:49 PM	14-Dec-2012 7:21 AM	N
	68401	NA	LABQC	SQ	LABQC	MB 240-68401/24-A		1/1	12-Dec-2012 1:49 PM	12-Dec-2012 1:49 PM	14-Dec-2012 8:08 AM	LB
	68401	NA	LABQC	SQ	LABQC	LCS 240-68401/23-A		1/1	12-Dec-2012 1:49 PM	12-Dec-2012 1:49 PM	14-Dec-2012 11:16 AM	BS

Test Method: SW8260B; Leach Method: NONE

Analytical Batch	Prep Batch	Leach Batch	Location	Matrix	Field Sample ID	Lab Sample ID	Calibration Ref	Run#/ Dil'n	Collection Date/Time	Extract Date/Time	Analysis Date/Time	Sample Type
68264	67686	NA	72-1026-RV4-SB2	SO	072SB-0008-0001-SO	240-18441-2		1/1	04-Dec-2012 9:14 AM	05-Dec-2012 6:23 PM	12-Dec-2012 3:18 AM	N
	67686	NA	72-1026-RV4-SB1	SO	072SB-0010-0001-SO	240-18441-4		1/1	04-Dec-2012 8:55 AM	05-Dec-2012 6:23 PM	12-Dec-2012 4:00 AM	N
	67686	NA	72-1026-R87-SB1	SO	072SB-0021-0001-SO	240-18441-6		1/1	04-Dec-2012 10:38 AM	05-Dec-2012 6:23 PM	12-Dec-2012 4:21 AM	N
	67686	NA	72-1026-R87-SB2	SO	072SB-0022-0001-SO	240-18441-7		1/1	04-Dec-2012 10:59 AM	05-Dec-2012 6:23 PM	12-Dec-2012 4:43 AM	N
	67686	NA	72-1026-R87-SB3	SO	072SB-0023-0001-SO	240-18441-8		1/1	04-Dec-2012 11:10 AM	05-Dec-2012 6:23 PM	12-Dec-2012 5:04 AM	N
	67686	NA	72-1026-R87-SB1	SO	072SB-0024-0001-SO	240-18441-9		1/1	04-Dec-2012 10:40 AM	05-Dec-2012 6:23 PM	12-Dec-2012 5:25 AM	N
	67686	NA	72-1026-R89-SB4	SO	072SB-0030-0001-SO	240-18441-15		1/1	04-Dec-2012 1:50 PM	05-Dec-2012 6:23 PM	12-Dec-2012 5:46 AM	N
	67686	NA	72-1026-RV4-SB1	SO	072SB-0007-0001-SO	240-18441-1		1/1	04-Dec-2012 8:45 AM	05-Dec-2012 6:23 PM	12-Dec-2012 6:08 AM	N
	67686	NA	72-1026-RV4-SB3	SO	072SB-0009-0001-SO	240-18441-3		1/1	04-Dec-2012 9:24 AM	05-Dec-2012 6:23 PM	12-Dec-2012 6:50 AM	N
68453	67686	NA	72-1026-R89-SB1	SO	072SB-0026-0001-SO	240-18441-11		1/1	04-Dec-2012 1:13 PM	05-Dec-2012 6:23 PM	13-Dec-2012 2:53 AM	N
	67686	NA	72-1026-R89-SB1	SO	072SB-0026-0002-SO	240-18441-11		1/1	04-Dec-2012 1:14 PM	05-Dec-2012 6:23 PM	13-Dec-2012 3:14 AM	MS
	67686	NA	72-1026-R89-SB1	SO	072SB-0026-0002-SO	240-18441-11		1/1	04-Dec-2012 1:14 PM	05-Dec-2012 6:23 PM	13-Dec-2012 3:35 AM	SD
	67686	NA	72-1026-R89-SB1	SO	072SB-0027-0001-SO	240-18441-12		1/1	04-Dec-2012 1:15 PM	05-Dec-2012 6:23 PM	13-Dec-2012 3:57 AM	FD

	67686	NA	72-1026-R89-SB5	SO	072SB-0031-0001-SO	240-18441-16		1/1	04-Dec-2012 1:35 PM	05-Dec-2012 6:23 PM	13-Dec-2012 5:01 AM	N
	67686	NA	72-1026-R89-SB5	SO	072SB-0032-0001-SO	240-18441-17		1/1	04-Dec-2012 1:33 PM	05-Dec-2012 6:23 PM	13-Dec-2012 5:22 AM	N
	67686	NA	72-1026-R89-SB2	SO	072SB-0028-0001-SO	240-18441-13		1/1	04-Dec-2012 1:43 PM	05-Dec-2012 6:23 PM	13-Dec-2012 11:02 AM	N
	67686	NA	72-1026-R89-SB3	SO	072SB-0029-0001-SO	240-18441-14		1/1	04-Dec-2012 2:00 PM	05-Dec-2012 6:23 PM	13-Dec-2012 11:23 AM	N
68264	NA	NA	LABQC	SQ	LABQC	LCS 240-68264/5		1/1	12-Dec-2012 12:01 AM	12-Dec-2012 12:01 AM	12-Dec-2012 12:01 AM	BS
	NA	NA	LABQC	SQ	LABQC	MB 240-68264/7		1/1	12-Dec-2012 12:43 AM	12-Dec-2012 12:43 AM	12-Dec-2012 12:43 AM	LB
68395	68395	NA	LABQC	WQ	LABQC	LCS 240-68395/5		1/1	12-Dec-2012 1:15 PM	12-Dec-2012 1:15 PM	12-Dec-2012 1:15 PM	BS
	68395	NA	LABQC	WQ	LABQC	MB 240-68395/6		1/1	12-Dec-2012 2:01 PM	12-Dec-2012 2:01 PM	12-Dec-2012 2:01 PM	LB
	68395	NA	72-1026-R87-SB3	WG	072SB-0025-0001-TB	240-18441-10		1/1	04-Dec-2012 8:00 AM	12-Dec-2012 3:09 PM	12-Dec-2012 3:09 PM	N
	68395	NA	72-1026-R89-SB3	WG	072SB-0033-0001-TB	240-18441-18		1/1	04-Dec-2012 8:00 AM	12-Dec-2012 3:32 PM	12-Dec-2012 3:32 PM	N
	68395	NA	72-1026-R89-SB4	WG	072SB-0034-0001-TB	240-18441-19		1/1	04-Dec-2012 8:00 AM	12-Dec-2012 3:55 PM	12-Dec-2012 3:55 PM	N
	68395	NA	72-1026-RV4-SB3	WG	072SB-0011-0001-TB	240-18441-30		1/1	04-Dec-2012 8:00 AM	12-Dec-2012 5:26 PM	12-Dec-2012 5:26 PM	N
68453	NA	NA	LABQC	SQ	LABQC	LCS 240-68453/6		1/1	13-Dec-2012 1:58 AM	13-Dec-2012 1:58 AM	13-Dec-2012 1:58 AM	BS
68395	68395	NA	LABQC	WQ	LABQC	LCS 240-68395/5		1/1	13-Dec-2012 1:58 AM	13-Dec-2012 1:58 AM	13-Dec-2012 1:15 PM	BS
68453	NA	NA	LABQC	SQ	LABQC	MB 240-68453/7		1/1	13-Dec-2012 2:20 AM	13-Dec-2012 2:20 AM	13-Dec-2012 2:20 AM	LB
68395	68395	NA	LABQC	WQ	LABQC	LCS 240-68395/5		1/1	13-Dec-2012 2:20 AM	13-Dec-2012 2:20 AM	13-Dec-2012 1:15 PM	BS
	68395	NA	LABQC	WQ	LABQC	LCS 240-68395/5		1/1	14-Dec-2012 10:46 AM	14-Dec-2012 10:46 AM	14-Dec-2012 1:15 PM	BS
	68395	NA	LABQC	WQ	LABQC	LCS 240-68395/5		1/1	14-Dec-2012 11:24 AM	14-Dec-2012 11:24 AM	14-Dec-2012 1:15 PM	BS

Test Method: SW8270C; Leach Method: NONE

Analytical Batch	Prep Batch	Leach Batch	Location	Matrix	Field Sample ID	Lab Sample ID	Calibration Ref	Run#/ Dil'n	Collection Date/Time	Extract Date/Time	Analysis Date/Time	Sample Type
68844	68575	NA	LABQC	SQ	LABQC	MB 240-68575/11-A		1/1	13-Dec-2012 12:18 PM	13-Dec-2012 12:18 PM	15-Dec-2012 12:53 PM	LB
	68575	NA	LABQC	SQ	LABQC	LCS 240-68575/12-A		1/1	13-Dec-2012 12:18 PM	13-Dec-2012 12:18 PM	15-Dec-2012 1:18 PM	BS
	68575	NA	72-1026-RV4-SB1	SO	072SB-0007-0001-SO	240-18441-1		1/1	04-Dec-2012 8:45 AM	13-Dec-2012 12:18 PM	15-Dec-2012 5:01 PM	N

	68575	NA	72-1026-RV4-SB2	SO	072SB-0008-0001-SO	240-18441-2	1/1	04-Dec-2012 9:14 AM	13-Dec-2012 12:18 PM	15-Dec-2012 5:26 PM	N
	68575	NA	72-1026-RV4-SB3	SO	072SB-0009-0001-SO	240-18441-3	1/1	04-Dec-2012 9:24 AM	13-Dec-2012 12:18 PM	15-Dec-2012 5:51 PM	N
	68575	NA	72-1026-RV4-SB1	SO	072SB-0010-0001-SO	240-18441-4	1/1	04-Dec-2012 8:55 AM	13-Dec-2012 12:18 PM	15-Dec-2012 6:16 PM	N
69146	68752	NA	LABQC	SQ	LABQC	LCS 240-68752/24-A	1/1	14-Dec-2012 11:37 AM	14-Dec-2012 11:37 AM	18-Dec-2012 12:45 PM	BS
	68752	NA	LABQC	SQ	LABQC	MB 240-68752/23-A	1/1	14-Dec-2012 11:37 AM	14-Dec-2012 11:37 AM	18-Dec-2012 1:08 PM	LB
	68752	NA	72-1026-R89-SB1	SO	072SB-0027-0001-SO	240-18441-12	1/1	04-Dec-2012 1:15 PM	14-Dec-2012 11:37 AM	18-Dec-2012 3:28 PM	FD
	68752	NA	72-1026-R89-SB2	SO	072SB-0028-0001-SO	240-18441-13	1/1	04-Dec-2012 1:43 PM	14-Dec-2012 11:37 AM	18-Dec-2012 3:52 PM	N
	68752	NA	72-1026-R89-SB3	SO	072SB-0029-0001-SO	240-18441-14	1/1	04-Dec-2012 2:00 PM	14-Dec-2012 11:37 AM	18-Dec-2012 4:15 PM	N
	68752	NA	72-1026-R89-SB4	SO	072SB-0030-0001-SO	240-18441-15	1/1	04-Dec-2012 1:50 PM	14-Dec-2012 11:37 AM	18-Dec-2012 4:38 PM	N
	68752	NA	72-1026-R89-SB5	SO	072SB-0031-0001-SO	240-18441-16	1/1	04-Dec-2012 1:35 PM	14-Dec-2012 11:37 AM	18-Dec-2012 5:02 PM	N
	68752	NA	72-1026-R89-SB1	SO	072SB-0026-0002-SO	240-18441-17	1/1	04-Dec-2012 1:14 PM	14-Dec-2012 11:37 AM	18-Dec-2012 5:25 PM	N
	68752	NA	72-1026-R89-SB5	SO	072SB-0032-0001-SO	240-18441-17	1/1	04-Dec-2012 1:33 PM	14-Dec-2012 11:37 AM	18-Dec-2012 5:25 PM	N
	68752	NA	73-ECY-DU1-SB	SO	073SB-0007M-0001-SO	240-18441-21	1/5	04-Dec-2012 4:45 PM	14-Dec-2012 11:37 AM	18-Dec-2012 5:49 PM	N
	68752	NA	73-ECY-DU1-SB	SO	073SB-0007M-0001-SO	240-18441-21	1/5	04-Dec-2012 4:45 PM	14-Dec-2012 11:37 AM	18-Dec-2012 6:12 PM	MS
	68752	NA	73-ECY-DU1-SB	SO	073SB-0007M-0001-SO	240-18441-21	1/5	04-Dec-2012 4:45 PM	14-Dec-2012 11:37 AM	18-Dec-2012 6:35 PM	SD
	68752	NA	73-ECY-DU1-SB	SO	073SB-0008M-0001-SO	240-18441-22	1/5	04-Dec-2012 4:45 PM	14-Dec-2012 11:37 AM	18-Dec-2012 6:59 PM	FD
	68752	NA	73-ECY-DU1-SB1	SO	073SB-0009M-0001-SO	240-18441-23	1/5	04-Dec-2012 4:45 PM	14-Dec-2012 11:37 AM	18-Dec-2012 7:22 PM	N
	68752	NA	73-ECY-DU1-SB1	SO	073SB-0010M-0001-SO	240-18441-24	1/5	04-Dec-2012 4:00 PM	14-Dec-2012 11:37 AM	18-Dec-2012 7:45 PM	FD
	68752	NA	73-ECY-DU1-SB2	SO	073SB-0011M-0001-SO	240-18441-25	1/5	04-Dec-2012 4:10 PM	14-Dec-2012 11:37 AM	18-Dec-2012 8:09 PM	N
	68752	NA	73-ECY-DU1-SB3	SO	073SB-0012M-0001-SO	240-18441-26	1/5	04-Dec-2012 4:40 PM	14-Dec-2012 11:37 AM	18-Dec-2012 8:32 PM	N
	68752	NA	73-ECY-DU1-SB4	SO	073SB-0013M-0001-SO	240-18441-27	1/5	04-Dec-2012 5:00 PM	14-Dec-2012 11:37 AM	18-Dec-2012 8:56 PM	N
69733	68752	NA	73-ECY-DU1-SB5	SO	073SB-0014M-0001-SO	240-18441-28	1/1	04-Dec-2012 4:15 PM	14-Dec-2012 11:37 AM	21-Dec-2012 3:31 PM	N
	68752	NA	73-ECY-DU1-SB5	SO	073SB-0015M-0001-SO	240-18441-29	1/1	04-Dec-2012 4:30 PM	14-Dec-2012 11:37 AM	21-Dec-2012 3:54 PM	N

69908	68758	NA	LABQC	SQ	LABQC	MB 240-68758/23-A	1/1	14-Dec-2012 11:47 AM	14-Dec-2012 11:47 AM	22-Dec-2012 1:58 PM	LB
	68758	NA	LABQC	SQ	LABQC	LCS 240-68758/24-A	1/1	14-Dec-2012 11:47 AM	14-Dec-2012 11:47 AM	22-Dec-2012 2:23 PM	BS
	68758	NA	72-1026-R87-SB1	SO	072SB-0021-0001-SO	240-18441-6	1/1	04-Dec-2012 10:38 AM	14-Dec-2012 11:47 AM	22-Dec-2012 5:42 PM	N
	68758	NA	72-1026-R87-SB2	SO	072SB-0022-0001-SO	240-18441-7	1/1	04-Dec-2012 10:59 AM	14-Dec-2012 11:47 AM	22-Dec-2012 6:07 PM	N
	68758	NA	72-1026-R87-SB3	SO	072SB-0023-0001-SO	240-18441-8	1/1	04-Dec-2012 11:10 AM	14-Dec-2012 11:47 AM	22-Dec-2012 6:31 PM	N
	68758	NA	72-1026-R87-SB1	SO	072SB-0024-0001-SO	240-18441-9	1/1	04-Dec-2012 10:40 AM	14-Dec-2012 11:47 AM	22-Dec-2012 6:56 PM	N
	68758	NA	72-1026-R89-SB1	SO	072SB-0026-0001-SO	240-18441-11	1/1	04-Dec-2012 1:13 PM	14-Dec-2012 11:47 AM	22-Dec-2012 7:21 PM	N
	68758	NA	72-1026-R89-SB1	SO	072SB-0026-0002-SO	240-18441-11	1/1	04-Dec-2012 1:14 PM	14-Dec-2012 11:47 AM	22-Dec-2012 7:21 PM	MS
	68758	NA	72-1026-R89-SB1	SO	072SB-0026-0002-SO	240-18441-11	1/1	04-Dec-2012 1:14 PM	14-Dec-2012 11:47 AM	22-Dec-2012 7:46 PM	MS
	68758	NA	72-1026-R89-SB1	SO	072SB-0026-0002-SO	240-18441-11	1/1	04-Dec-2012 1:14 PM	14-Dec-2012 11:47 AM	22-Dec-2012 8:11 PM	SD
70417	69432	NA	LABQC	SQ	LABQC	MB 240-69432/23-A	1/1	19-Dec-2012 1:03 PM	19-Dec-2012 1:03 PM	28-Dec-2012 11:25 AM	LB
	69432	NA	LABQC	SQ	LABQC	LCS 240-69432/24-A	1/1	19-Dec-2012 1:03 PM	19-Dec-2012 1:03 PM	28-Dec-2012 11:48 AM	BS
69988	69569	NA	LABQC	SQ	LABQC	MB 240-69569/23-A	1/1	20-Dec-2012 9:55 AM	20-Dec-2012 9:55 AM	24-Dec-2012 11:20 AM	LB
	69569	NA	LABQC	SQ	LABQC	LCS 240-69569/24-A	1/1	20-Dec-2012 9:55 AM	20-Dec-2012 9:55 AM	24-Dec-2012 11:45 AM	BS
	69569	NA	72-1026-R89-SB1	SO	072SB-0026-0002-SO	240-18441-17	2/1	04-Dec-2012 1:14 PM	20-Dec-2012 9:55 AM	24-Dec-2012 1:00 PM	N
	69569	NA	72-1026-R89-SB5	SO	072SB-0032-0001-SO	240-18441-17	2/1	04-Dec-2012 1:33 PM	20-Dec-2012 9:55 AM	24-Dec-2012 1:00 PM	N
	69569	NA	72-1026-R89-SB2	SO	072SB-0028-0001-SO	240-18441-13	2/1	04-Dec-2012 1:43 PM	20-Dec-2012 9:55 AM	24-Dec-2012 1:25 PM	N
70417	70100	NA	LABQC	SQ	LABQC	MB 240-70100/14-A	1/1	26-Dec-2012 10:03 AM	26-Dec-2012 10:03 AM	28-Dec-2012 12:11 PM	LB
	70100	NA	LABQC	SQ	LABQC	LCS 240-70100/15-A	1/1	26-Dec-2012 10:03 AM	26-Dec-2012 10:03 AM	28-Dec-2012 12:34 PM	BS
	70100	NA	72-1026-R89-SB1	SO	072SB-0026-0001-SO	240-18441-11	2/1	04-Dec-2012 1:13 PM	26-Dec-2012 10:03 AM	28-Dec-2012 1:44 PM	N
	70100	NA	72-1026-R89-SB1	SO	072SB-0026-0002-SO	240-18441-11	2/1	04-Dec-2012 1:14 PM	26-Dec-2012 10:03 AM	28-Dec-2012 1:44 PM	SD
	70100	NA	72-1026-R89-SB1	SO	072SB-0026-0002-SO	240-18441-11	2/1	04-Dec-2012 1:14 PM	26-Dec-2012 10:03 AM	28-Dec-2012 2:07 PM	MS
	70100	NA	72-1026-R89-SB1	SO	072SB-0026-0002-SO	240-18441-11	2/1	04-Dec-2012 1:14 PM	26-Dec-2012 10:03 AM	28-Dec-2012 2:30 PM	SD

AUTOMATED DATA REVIEW SUMMARY for 240-18441-1_(72-73-75-SB)

Test Method: SW8330B; Leach Method: NONE

Analytical Batch	Prep Batch	Leach Batch	Location	Matrix	Field Sample ID	Lab Sample ID	Calibration Ref	Run#/ Dil'n	Collection Date/Time	Extract Date/Time	Analysis Date/Time	Sample Type
7620	7319	NA	LABQC	SQ	LABQC	MB 320-7319/1-A		1/1	13-Dec-2012 8:56 AM	13-Dec-2012 8:56 AM	21-Dec-2012 12:35 AM	LB
	7319	NA	LABQC	SQ	LABQC	LCS 320-7319/2-A		1/1	13-Dec-2012 8:56 AM	13-Dec-2012 8:56 AM	21-Dec-2012 1:16 AM	BS
	7319	NA	72-1026-R89-SB4	SO	072SB-0030-0001-SO	240-18441-15		1/1	04-Dec-2012 1:50 PM	13-Dec-2012 8:56 AM	21-Dec-2012 10:41 AM	N
	7319	NA	73-ECY-DU1-SB2	SO	073SB-0011M-0001-SO	240-18441-25		1/1	04-Dec-2012 4:10 PM	13-Dec-2012 8:56 AM	21-Dec-2012 11:21 AM	N
7855	7352	NA	LABQC	SQ	LABQC	MB 320-7352/1-A		1/1	13-Dec-2012 2:20 PM	13-Dec-2012 2:20 PM	26-Dec-2012 3:41 PM	LB
	7352	NA	LABQC	SQ	LABQC	LCS 320-7352/2-A		1/1	13-Dec-2012 2:20 PM	13-Dec-2012 2:20 PM	26-Dec-2012 3:56 PM	BS
	7352	NA	73-ECY-DU1-SB2	SO	073SB-0011M-0001-SO	240-18441-25		2/1	04-Dec-2012 4:10 PM	13-Dec-2012 2:20 PM	26-Dec-2012 7:31 PM	N

Field Batch Report

--No Records Found--

QC Outlier Report

Test/Prep/Leach	QC Element	Sample ID/ Lab Sample ID	Run# / Dil'n	Analyte	Result (Units)	Qualifier	Warning Limits	Control Limits	Reason	Comment	Rule	Action Level
M8015V / SW3550B/NONE	MS Recovery	072SB-0026-0002-SO (MS) / 240-18441-11	1 / 1.00	Petroleum Hydrocarbons C6-C12	35.0 (PERCENT)	J/UJ	60 - 142	30 - 142	M			
SW6020 / SW3050B/NONE	Blank	MB 180-59173/1-A (LB) / MB 180-59173/1-A	1 / 1.00	Aluminum	0.73 (MG/KG)	U/None	< 0.28	< 3	L		5	3.66
SW6020 / SW3050B/NONE	Blank	MB 180-59173/1-A (LB) / MB 180-59173/1-A	1 / 1.00	Calcium	1.5 (MG/KG)	U/None	< 1.3	< 10	L		5	7.60
SW6020 / SW3050B/NONE	Blank	MB 180-59173/1-A (LB) / MB 180-59173/1-A	1 / 1.00	Iron	2.1 (MG/KG)	U/None	< 1.1	< 5	L		5	10.5
SW6020 / SW3050B/NONE	Blank	MB 180-59173/1-A (LB) / MB 180-59173/1-A	1 / 1.00	Manganese	0.022 (MG/KG)	U/None	< 0.016	< 0.5	L		5	0.111
SW6020 / SW3050B/NONE	Blank	MB 180-59174/1-A (LB) / MB 180-59174/1-A	1 / 1.00	Aluminum	0.44 (MG/KG)	U/None	< 0.28	< 3	L		5	2.20
SW6020 / SW3050B/NONE	Blank	MB 180-59174/1-A (LB) / MB 180-59174/1-A	1 / 1.00	Barium	0.012 (MG/KG)	U/None	< 0.011	< 1	L		5	0.0580
SW6020 / SW3050B/NONE	Blank	MB 180-59174/1-A (LB) / MB 180-59174/1-A	1 / 1.00	Calcium	1.6 (MG/KG)	U/None	< 1.3	< 10	L		5	7.75
SW6020 / SW3050B/NONE	Blank	MB 180-59174/1-A (LB) / MB 180-59174/1-A	1 / 1.00	Copper	0.035 (MG/KG)	U/None	< 0.033	< 0.2	L		5	0.177
SW6020 / SW3050B/NONE	Blank	MB 180-59174/1-A (LB) / MB 180-59174/1-A	1 / 1.00	Iron	2.4 (MG/KG)	U/None	< 1.1	< 5	L		5	11.8
SW6020 / SW3050B/NONE	Blank	MB 180-59174/1-A (LB) / MB 180-59174/1-A	1 / 1.00	Manganese	0.047 (MG/KG)	U/None	< 0.016	< 0.5	L		5	0.236
SW6020 / SW3050B/NONE	Blank	MB 180-59175/1-A (LB) / MB 180-59175/1-A	1 / 1.00	Aluminum	0.34 (MG/KG)	U/None	< 0.28	< 3	L		5	1.69
SW6020 / SW3050B/NONE	Blank	MB 180-59175/1-A (LB) / MB 180-59175/1-A	1 / 1.00	Calcium	2.6 (MG/KG)	U/None	< 1.3	< 10	L		5	13.1
SW7471A / TOTAL/NONE	MS Recovery	073SB-0007M-0001-SO (SD) / 240-18441-21	1 / 1.00	Mercury	16.8 (PERCENT)	J/R	80 - 120	30 - 125	M	Spike amount Insignificant	4.00	
SW8260B / SW5030B/NONE	Blank	MB 240-68395/6 (LB) / MB 240-68395/6	1 / 1.00	Methylene Chloride	0.69 (UG/L)	U/None	< 0.33	< 1	L		2	1.38
SW8260B / SW5035/NONE	Blank	MB 240-68264/7 (LB) / MB 240-68264/7	1 / 1.00	2-Hexanone	0.72 (UG/KG)	U/None	< 0.63	< 20	L		1	0.718
SW8260B / SW5035/NONE	Surrogate	072SB-0007-0001-SO (N) / 240-18441-1	1 / 1.00	1-Bromo-4-fluorobenzene (4-Bromofluorobenzene)	77.3 (PERCENT)	J/UJ	85 - 120	10 - 120	I			
SW8260B / SW5035/NONE	Surrogate	072SB-0007-0001-SO (N) / 240-18441-1	1 / 1.00	Dibromofluoromethane	84.7 (PERCENT)	J/UJ	85 - 115	10 - 115	I			
SW8260B / SW5035/NONE	Surrogate	072SB-0008-0001-SO (N) / 240-18441-2	1 / 1.00	1-Bromo-4-fluorobenzene (4-Bromofluorobenzene)	81.5 (PERCENT)	J/UJ	85 - 120	10 - 120	I			
SW8260B / SW5035/NONE	Surrogate	072SB-0009-0001-SO (N) / 240-18441-3	1 / 1.00	1-Bromo-4-fluorobenzene (4-Bromofluorobenzene)	83.6 (PERCENT)	J/UJ	85 - 120	10 - 120	I			
SW8260B / SW5035/NONE	Surrogate	072SB-0010-0001-SO (N) / 240-18441-4	1 / 1.00	1-Bromo-4-fluorobenzene (4-Bromofluorobenzene)	84.7 (PERCENT)	J/UJ	85 - 120	10 - 120	I			

SW8260B / SW5035/NONE	Surrogate	072SB-0010-0001-SO (N) / 240-18441-4	1 / 1.00	Dibromofluoromethane	83.1 (PERCENT)	J/UJ	85 - 115	10 - 115	I		
SW8260B / SW5035/NONE	Surrogate	072SB-0022-0001-SO (N) / 240-18441-7	1 / 1.00	1-Bromo-4-fluorobenzene (4-Bromofluorobenzene)	84.6 (PERCENT)	J/UJ	85 - 120	10 - 120	I		
SW8260B / SW5035/NONE	Surrogate	072SB-0023-0001-SO (N) / 240-18441-8	1 / 1.00	1-Bromo-4-fluorobenzene (4-Bromofluorobenzene)	77.9 (PERCENT)	J/UJ	85 - 120	10 - 120	I		
SW8260B / SW5035/NONE	Surrogate	072SB-0023-0001-SO (N) / 240-18441-8	1 / 1.00	Dibromofluoromethane	83.7 (PERCENT)	J/UJ	85 - 115	10 - 115	I		
SW8260B / SW5035/NONE	Surrogate	072SB-0024-0001-SO (N) / 240-18441-9	1 / 1.00	1-Bromo-4-fluorobenzene (4-Bromofluorobenzene)	79.2 (PERCENT)	J/UJ	85 - 120	10 - 120	I		
SW8260B / SW5035/NONE	Surrogate	072SB-0026-0001-SO (N) / 240-18441-11	1 / 1.00	1,2-Dichloroethane-d4	64.5 (PERCENT)	J/UJ	70 - 120	10 - 120	I		
SW8260B / SW5035/NONE	Surrogate	072SB-0026-0001-SO (N) / 240-18441-11	1 / 1.00	1-Bromo-4-fluorobenzene (4-Bromofluorobenzene)	46.9 (PERCENT)	J/UJ	85 - 120	10 - 120	I		
SW8260B / SW5035/NONE	Surrogate	072SB-0026-0001-SO (N) / 240-18441-11	1 / 1.00	Dibromofluoromethane	64.5 (PERCENT)	J/UJ	85 - 115	10 - 115	I		
SW8260B / SW5035/NONE	Surrogate	072SB-0026-0001-SO (N) / 240-18441-11	1 / 1.00	Toluene-d8	72.3 (PERCENT)	J/UJ	85 - 115	10 - 115	I		
SW8260B / SW5035/NONE	Surrogate	072SB-0027-0001-SO (FD) / 240-18441-12	1 / 1.00	1-Bromo-4-fluorobenzene (4-Bromofluorobenzene)	52.3 (PERCENT)	J/UJ	85 - 120	10 - 120	I		
SW8260B / SW5035/NONE	Surrogate	072SB-0027-0001-SO (FD) / 240-18441-12	1 / 1.00	Dibromofluoromethane	75.0 (PERCENT)	J/UJ	85 - 115	10 - 115	I		
SW8260B / SW5035/NONE	Surrogate	072SB-0029-0001-SO (N) / 240-18441-14	1 / 1.00	1-Bromo-4-fluorobenzene (4-Bromofluorobenzene)	64.2 (PERCENT)	J/UJ	85 - 120	10 - 120	I		
SW8260B / SW5035/NONE	Surrogate	072SB-0029-0001-SO (N) / 240-18441-14	1 / 1.00	Dibromofluoromethane	84.9 (PERCENT)	J/UJ	85 - 115	10 - 115	I		
SW8260B / SW5035/NONE	Surrogate	072SB-0030-0001-SO (N) / 240-18441-15	1 / 1.00	1-Bromo-4-fluorobenzene (4-Bromofluorobenzene)	59.1 (PERCENT)	J/UJ	85 - 120	10 - 120	I		
SW8260B / SW5035/NONE	Surrogate	072SB-0032-0001-SO (N) / 240-18441-17	1 / 1.00	1-Bromo-4-fluorobenzene (4-Bromofluorobenzene)	49.8 (PERCENT)	J/UJ	85 - 120	10 - 120	I		
SW8260B / SW5035/NONE	Surrogate	072SB-0032-0001-SO (N) / 240-18441-17	1 / 1.00	Dibromofluoromethane	77.9 (PERCENT)	J/UJ	85 - 115	10 - 115	I		
SW8270C / SW3550/NONE	Blank	MB 240-69432/23-A (LB) / MB 240-69432/23-A	1 / 1.00	bis(2-Ethylhexyl) Phthalate	22.5 (UG/KG)	U/None	< 19	< 50	L	1	22.5
SW8270C / SW3550/NONE	MS Recovery	072SB-0026-0002-SO (MS) / 240-18441-11	1 / 1.00	1,2,4-Trichlorobenzene	12.4 (PERCENT)	J/UJ	45 - 110	45 - 110	M		
SW8270C / SW3550/NONE	MS Recovery	072SB-0026-0002-SO (SD) / 240-18441-11	1 / 1.00	1,2,4-Trichlorobenzene	5.0 (PERCENT)	J/UJ	45 - 110	45 - 110	M		
SW8270C / SW3550/NONE	MS Recovery	072SB-0026-0002-SO (SD) / 240-18441-11	1 / 1.00	1,2-Dichlorobenzene	11.0 (PERCENT)	J/UJ	45 - 100	45 - 100	M		
SW8270C / SW3550/NONE	MS Recovery	072SB-0026-0002-SO (MS) / 240-18441-11	1 / 1.00	1,2-Dichlorobenzene	19.5 (PERCENT)	J/UJ	45 - 100	45 - 100	M		
SW8270C / SW3550/NONE	MS Recovery	072SB-0026-0002-SO (SD) / 240-18441-11	1 / 1.00	1,3-Dichlorobenzene	12.3 (PERCENT)	J/UJ	40 - 100	40 - 100	M		
SW8270C / SW3550/NONE	MS Recovery	072SB-0026-0002-SO (MS) / 240-18441-11	1 / 1.00	1,3-Dichlorobenzene	14.0 (PERCENT)	J/UJ	40 - 100	40 - 100	M		

SW8270C / SW3550/NONE	MS Recovery	072SB-0026-0002-SO (SD) / 240-18441-11	1 / 1.00	1,4-Dichlorobenzene	20.4 (PERCENT)	J/UJ	35 - 105	35 - 105	M
SW8270C / SW3550/NONE	MS Recovery	072SB-0026-0002-SO (MS) / 240-18441-11	1 / 1.00	1,4-Dichlorobenzene	27.1 (PERCENT)	J/UJ	35 - 105	35 - 105	M
SW8270C / SW3550/NONE	MS Recovery	072SB-0026-0002-SO (SD) / 240-18441-11	1 / 1.00	2,4,5-Trichlorophenol	12.3 (PERCENT)	J/UJ	50 - 110	50 - 110	M
SW8270C / SW3550/NONE	MS Recovery	072SB-0026-0002-SO (MS) / 240-18441-11	1 / 1.00	2,4,5-Trichlorophenol	5.0 (PERCENT)	J/UJ	50 - 110	50 - 110	M
SW8270C / SW3550/NONE	MS Recovery	072SB-0026-0002-SO (SD) / 240-18441-11	1 / 1.00	2,4,6-Trichlorophenol	1.5 (PERCENT)	J/UJ	45 - 110	45 - 110	M
SW8270C / SW3550/NONE	MS Recovery	072SB-0026-0002-SO (MS) / 240-18441-11	1 / 1.00	2,4,6-Trichlorophenol	16.8 (PERCENT)	J/UJ	45 - 110	45 - 110	M
SW8270C / SW3550/NONE	MS Recovery	072SB-0026-0002-SO (SD) / 240-18441-11	1 / 1.00	2,4-Dichlorophenol	-7.4 (PERCENT)	J/UJ	45 - 110	45 - 110	M
SW8270C / SW3550/NONE	MS Recovery	072SB-0026-0002-SO (MS) / 240-18441-11	1 / 1.00	2,4-Dichlorophenol	39.8 (PERCENT)	J/UJ	45 - 110	45 - 110	M
SW8270C / SW3550/NONE	MS Recovery	072SB-0026-0002-SO (SD) / 240-18441-11	1 / 1.00	2,4-Dimethylphenol	-51.9 (PERCENT)	J/UJ	30 - 105	30 - 105	M
SW8270C / SW3550/NONE	MS Recovery	072SB-0026-0002-SO (MS) / 240-18441-11	1 / 1.00	2,4-Dimethylphenol	13.9 (PERCENT)	J/UJ	30 - 105	30 - 105	M
SW8270C / SW3550/NONE	MS Recovery	072SB-0026-0002-SO (MS) / 240-18441-11	1 / 1.00	2,4-Dinitrophenol	11.9 (PERCENT)	J/UJ	15 - 130	15 - 130	M
SW8270C / SW3550/NONE	MS Recovery	072SB-0026-0002-SO (SD) / 240-18441-11	1 / 1.00	2,4-Dinitrotoluene	18.5 (PERCENT)	J/UJ	50 - 115	50 - 115	M
SW8270C / SW3550/NONE	MS Recovery	072SB-0026-0002-SO (MS) / 240-18441-11	1 / 1.00	2,4-Dinitrotoluene	5.3 (PERCENT)	J/UJ	50 - 115	50 - 115	M
SW8270C / SW3550/NONE	MS Recovery	072SB-0026-0002-SO (SD) / 240-18441-11	1 / 1.00	2,6-Dinitrotoluene	14.8 (PERCENT)	J/UJ	50 - 110	50 - 110	M
SW8270C / SW3550/NONE	MS Recovery	072SB-0026-0002-SO (MS) / 240-18441-11	1 / 1.00	2,6-Dinitrotoluene	6.2 (PERCENT)	J/UJ	50 - 110	50 - 110	M
SW8270C / SW3550/NONE	MS Recovery	072SB-0026-0002-SO (SD) / 240-18441-11	1 / 1.00	2-Chloronaphthalene	-2.2 (PERCENT)	J/UJ	45 - 105	45 - 105	M
SW8270C / SW3550/NONE	MS Recovery	072SB-0026-0002-SO (MS) / 240-18441-11	1 / 1.00	2-Chloronaphthalene	5.0 (PERCENT)	J/UJ	45 - 105	45 - 105	M
SW8270C / SW3550/NONE	MS Recovery	072SB-0026-0002-SO (SD) / 240-18441-11	1 / 1.00	2-Chlorophenol	15.7 (PERCENT)	J/UJ	45 - 105	45 - 105	M
SW8270C / SW3550/NONE	MS Recovery	072SB-0026-0002-SO (MS) / 240-18441-11	1 / 1.00	2-Chlorophenol	30.5 (PERCENT)	J/UJ	45 - 105	45 - 105	M
SW8270C / SW3550/NONE	MS Recovery	072SB-0026-0002-SO (SD) / 240-18441-11	1 / 1.00	2-Methylnaphthalene	-19.8 (PERCENT)	J/UJ	45 - 105	45 - 105	M
SW8270C / SW3550/NONE	MS Recovery	072SB-0026-0002-SO (MS) / 240-18441-11	1 / 1.00	2-Methylnaphthalene	28.6 (PERCENT)	J/UJ	45 - 105	45 - 105	M
SW8270C / SW3550/NONE	MS Recovery	072SB-0026-0002-SO (MS) / 240-18441-11	1 / 1.00	2-Methylphenol (o-Cresol)	30.8 (PERCENT)	J/UJ	40 - 105	40 - 105	M
SW8270C / SW3550/NONE	MS Recovery	072SB-0026-0002-SO (SD) / 240-18441-11	1 / 1.00	2-Methylphenol (o-Cresol)	8.9 (PERCENT)	J/UJ	40 - 105	40 - 105	M

SW8270C / SW3550/NONE	MS Recovery	072SB-0026-0002-SO (SD) / 240-18441-11	1 / 1.00	2-Nitroaniline	10.8 (PERCENT)	J/UJ	45 - 120	45 - 120	M
SW8270C / SW3550/NONE	MS Recovery	072SB-0026-0002-SO (MS) / 240-18441-11	1 / 1.00	2-Nitroaniline	12.1 (PERCENT)	J/UJ	45 - 120	45 - 120	M
SW8270C / SW3550/NONE	MS Recovery	072SB-0026-0002-SO (MS) / 240-18441-11	1 / 1.00	2-Nitrophenol	33.2 (PERCENT)	J/UJ	40 - 110	40 - 110	M
SW8270C / SW3550/NONE	MS Recovery	072SB-0026-0002-SO (SD) / 240-18441-11	1 / 1.00	2-Nitrophenol	9.4 (PERCENT)	J/UJ	40 - 110	40 - 110	M
SW8270C / SW3550/NONE	MS Recovery	072SB-0026-0002-SO (SD) / 240-18441-11	1 / 1.00	3,3'-Dichlorobenzidine	-25.8 (PERCENT)	J/UJ	10 - 130	10 - 130	M
SW8270C / SW3550/NONE	MS Recovery	072SB-0026-0002-SO (MS) / 240-18441-11	1 / 1.00	3,3'-Dichlorobenzidine	-32.2 (PERCENT)	J/UJ	10 - 130	10 - 130	M
SW8270C / SW3550/NONE	MS Recovery	072SB-0026-0002-SO (MS) / 240-18441-11	1 / 1.00	3-Nitroaniline	-15.4 (PERCENT)	J/UJ	25 - 110	25 - 110	M
SW8270C / SW3550/NONE	MS Recovery	072SB-0026-0002-SO (SD) / 240-18441-11	1 / 1.00	3-Nitroaniline	8.8 (PERCENT)	J/UJ	25 - 110	25 - 110	M
SW8270C / SW3550/NONE	MS Recovery	072SB-0026-0002-SO (MS) / 240-18441-11	1 / 1.00	4,6-Dinitro-2-Methylphenol	14.4 (PERCENT)	J/UJ	30 - 135	30 - 135	M
SW8270C / SW3550/NONE	MS Recovery	072SB-0026-0002-SO (SD) / 240-18441-11	1 / 1.00	4,6-Dinitro-2-Methylphenol	21.8 (PERCENT)	J/UJ	30 - 135	30 - 135	M
SW8270C / SW3550/NONE	MS Recovery	072SB-0026-0002-SO (MS) / 240-18441-11	1 / 1.00	4-Bromophenyl phenyl ether	2.1 (PERCENT)	J/UJ	45 - 115	45 - 115	M
SW8270C / SW3550/NONE	MS Recovery	072SB-0026-0002-SO (SD) / 240-18441-11	1 / 1.00	4-Bromophenyl phenyl ether	4.0 (PERCENT)	J/UJ	45 - 115	45 - 115	M
SW8270C / SW3550/NONE	MS Recovery	072SB-0026-0002-SO (SD) / 240-18441-11	1 / 1.00	4-Chloro-3-Methylphenol	18.0 (PERCENT)	J/UJ	45 - 115	45 - 115	M
SW8270C / SW3550/NONE	MS Recovery	072SB-0026-0002-SO (MS) / 240-18441-11	1 / 1.00	4-Chloro-3-Methylphenol	31.8 (PERCENT)	J/UJ	45 - 115	45 - 115	M
SW8270C / SW3550/NONE	MS Recovery	072SB-0026-0002-SO (SD) / 240-18441-11	1 / 1.00	4-Chloroaniline	-0.70 (PERCENT)	J/UJ	10 - 100	10 - 100	M
SW8270C / SW3550/NONE	MS Recovery	072SB-0026-0002-SO (MS) / 240-18441-11	1 / 1.00	4-Chloroaniline	-8.6 (PERCENT)	J/UJ	10 - 100	10 - 100	M
SW8270C / SW3550/NONE	MS Recovery	072SB-0026-0002-SO (SD) / 240-18441-11	1 / 1.00	4-Chlorophenyl Phenyl Ether	0.34 (PERCENT)	J/UJ	45 - 110	45 - 110	M
SW8270C / SW3550/NONE	MS Recovery	072SB-0026-0002-SO (MS) / 240-18441-11	1 / 1.00	4-Chlorophenyl Phenyl Ether	10.1 (PERCENT)	J/UJ	45 - 110	45 - 110	M
SW8270C / SW3550/NONE	MS Recovery	072SB-0026-0002-SO (SD) / 240-18441-11	1 / 1.00	4-Nitroaniline	-33.2 (PERCENT)	J/UJ	35 - 115	35 - 115	M
SW8270C / SW3550/NONE	MS Recovery	072SB-0026-0002-SO (MS) / 240-18441-11	1 / 1.00	4-Nitroaniline	-43.1 (PERCENT)	J/UJ	35 - 115	35 - 115	M
SW8270C / SW3550/NONE	MS Recovery	072SB-0026-0002-SO (MS) / 240-18441-11	1 / 1.00	4-Nitrophenol	-7.1 (PERCENT)	J/UJ	15 - 140	15 - 140	M
SW8270C / SW3550/NONE	MS Recovery	072SB-0026-0002-SO (SD) / 240-18441-11	1 / 1.00	4-Nitrophenol	3.3 (PERCENT)	J/UJ	15 - 140	15 - 140	M
SW8270C / SW3550/NONE	MS Recovery	072SB-0026-0002-SO (MS) / 240-18441-11	1 / 1.00	Acenaphthene	-1.6 (PERCENT)	J/UJ	45 - 110	45 - 110	M

SW8270C / SW3550/NONE	MS Recovery	072SB-0026-0002-SO (SD) / 240-18441-11	1 / 1.00	Acenaphthene	-6.2 (PERCENT)	J/UJ	45 - 110	45 - 110	M		
SW8270C / SW3550/NONE	MS Recovery	072SB-0026-0002-SO (SD) / 240-18441-11	1 / 1.00	Acenaphthylene	-5.1 (PERCENT)	J/UJ	45 - 105	45 - 105	M		
SW8270C / SW3550/NONE	MS Recovery	072SB-0026-0002-SO (MS) / 240-18441-11	1 / 1.00	Acenaphthylene	8.8 (PERCENT)	J/UJ	45 - 105	45 - 105	M		
SW8270C / SW3550/NONE	MS Recovery	072SB-0026-0002-SO (MS) / 240-18441-11	1 / 1.00	Anthracene	-5.7 (PERCENT)	J/UJ	55 - 105	55 - 105	M		
SW8270C / SW3550/NONE	MS Recovery	072SB-0026-0002-SO (SD) / 240-18441-11	1 / 1.00	Anthracene	-8.9 (PERCENT)	J/UJ	55 - 105	55 - 105	M		
SW8270C / SW3550/NONE	MS Recovery	072SB-0026-0002-SO (SD) / 240-18441-11	1 / 1.00	Benzo(a)anthracene	18.6 (PERCENT)	J/UJ	50 - 110	50 - 110	M		
SW8270C / SW3550/NONE	MS Recovery	072SB-0026-0002-SO (MS) / 240-18441-11	1 / 1.00	Benzo(a)anthracene	3.0 (PERCENT)	J/UJ	50 - 110	50 - 110	M		
SW8270C / SW3550/NONE	MS Recovery	072SB-0026-0002-SO (MS) / 240-18441-11	1 / 1.00	Benzo(a)pyrene	18.9 (PERCENT)	J/UJ	50 - 110	50 - 110	M		
SW8270C / SW3550/NONE	MS Recovery	072SB-0026-0002-SO (SD) / 240-18441-11	1 / 1.00	Benzo(a)pyrene	21.6 (PERCENT)	J/UJ	50 - 110	50 - 110	M		
SW8270C / SW3550/NONE	MS Recovery	072SB-0026-0002-SO (MS) / 240-18441-11	1 / 1.00	Benzo(b)fluoranthene	14.3 (PERCENT)	J/UJ	45 - 115	45 - 115	M		
SW8270C / SW3550/NONE	MS Recovery	072SB-0026-0002-SO (SD) / 240-18441-11	1 / 1.00	Benzo(b)fluoranthene	26.0 (PERCENT)	J/UJ	45 - 115	45 - 115	M		
SW8270C / SW3550/NONE	MS Recovery	072SB-0026-0002-SO (SD) / 240-18441-11	1 / 1.00	Benzo(g,h,i)perylene	-18.6 (PERCENT)	J/UJ	40 - 125	40 - 125	M	Spike amount Insignificant	4.00
SW8270C / SW3550/NONE	MS Recovery	072SB-0026-0002-SO (MS) / 240-18441-11	1 / 1.00	Benzo(g,h,i)perylene	7.4 (PERCENT)	J/UJ	40 - 125	40 - 125	M		
SW8270C / SW3550/NONE	MS Recovery	072SB-0026-0002-SO (MS) / 240-18441-11	1 / 1.00	Benzo(k)fluoranthene	36.9 (PERCENT)	J/UJ	45 - 125	45 - 125	M		
SW8270C / SW3550/NONE	MS Recovery	072SB-0026-0002-SO (SD) / 240-18441-11	1 / 1.00	Benzo(k)fluoranthene	43.7 (PERCENT)	J/UJ	45 - 125	45 - 125	M		
SW8270C / SW3550/NONE	MS Recovery	072SB-0026-0002-SO (SD) / 240-18441-11	1 / 1.00	Benzyl alcohol	19.4 (PERCENT)	J/UJ	20 - 125	20 - 125	M		
SW8270C / SW3550/NONE	MS Recovery	072SB-0026-0002-SO (MS) / 240-18441-11	1 / 1.00	Benzyl butyl phthalate	18.1 (PERCENT)	J/UJ	50 - 125	50 - 125	M		
SW8270C / SW3550/NONE	MS Recovery	072SB-0026-0002-SO (SD) / 240-18441-11	1 / 1.00	Benzyl butyl phthalate	42.9 (PERCENT)	J/UJ	50 - 125	50 - 125	M		
SW8270C / SW3550/NONE	MS Recovery	072SB-0026-0002-SO (MS) / 240-18441-11	1 / 1.00	bis(2-Chloroethoxy) Methane	19.1 (PERCENT)	J/UJ	45 - 110	45 - 110	M		
SW8270C / SW3550/NONE	MS Recovery	072SB-0026-0002-SO (SD) / 240-18441-11	1 / 1.00	bis(2-Chloroethoxy) Methane	9.8 (PERCENT)	J/UJ	45 - 110	45 - 110	M		
SW8270C / SW3550/NONE	MS Recovery	072SB-0026-0002-SO (SD) / 240-18441-11	1 / 1.00	bis(2-Chloroethyl) Ether (2-Chloroethyl Ether)	15.4 (PERCENT)	J/UJ	40 - 105	40 - 105	M		
SW8270C / SW3550/NONE	MS Recovery	072SB-0026-0002-SO (MS) / 240-18441-11	1 / 1.00	bis(2-Chloroethyl) Ether (2-Chloroethyl Ether)	17.1 (PERCENT)	J/UJ	40 - 105	40 - 105	M		
SW8270C / SW3550/NONE	MS Recovery	072SB-0026-0002-SO (SD) / 240-18441-11	1 / 1.00	bis(2-Chloroisopropyl) Ether	14.2 (PERCENT)	J/UJ	20 - 115	20 - 115	M		

SW8270C / SW3550/NONE	MS Recovery	072SB-0026-0002-SO (SD) / 240-18441-11	1 / 1.00	bis(2-Ethylhexyl) Phthalate	36.4 (PERCENT)	J/UJ	45 - 125	45 - 125	M
SW8270C / SW3550/NONE	MS Recovery	072SB-0026-0002-SO (MS) / 240-18441-11	1 / 1.00	bis(2-Ethylhexyl) Phthalate	4.8 (PERCENT)	J/UJ	45 - 125	45 - 125	M
SW8270C / SW3550/NONE	MS Recovery	072SB-0026-0002-SO (SD) / 240-18441-11	1 / 1.00	Carbazole	10.9 (PERCENT)	J/UJ	45 - 115	45 - 115	M
SW8270C / SW3550/NONE	MS Recovery	072SB-0026-0002-SO (MS) / 240-18441-11	1 / 1.00	Carbazole	6.9 (PERCENT)	J/UJ	45 - 115	45 - 115	M
SW8270C / SW3550/NONE	MS Recovery	072SB-0026-0002-SO (MS) / 240-18441-11	1 / 1.00	Chrysene	-6.7 (PERCENT)	J/UJ	55 - 110	55 - 110	M
SW8270C / SW3550/NONE	MS Recovery	072SB-0026-0002-SO (SD) / 240-18441-11	1 / 1.00	Chrysene	12.1 (PERCENT)	J/UJ	55 - 110	55 - 110	M
SW8270C / SW3550/NONE	MS Recovery	072SB-0026-0002-SO (SD) / 240-18441-11	1 / 1.00	Cresols, m & p	15.7 (PERCENT)	J/UJ	40 - 105	40 - 105	M
SW8270C / SW3550/NONE	MS Recovery	072SB-0026-0002-SO (MS) / 240-18441-11	1 / 1.00	Cresols, m & p	35.1 (PERCENT)	J/UJ	40 - 105	40 - 105	M
SW8270C / SW3550/NONE	MS Recovery	072SB-0026-0002-SO (SD) / 240-18441-11	1 / 1.00	Dibenz(a,h)anthracene	-1.4 (PERCENT)	J/UJ	40 - 125	40 - 125	M
SW8270C / SW3550/NONE	MS Recovery	072SB-0026-0002-SO (MS) / 240-18441-11	1 / 1.00	Dibenz(a,h)anthracene	1.8 (PERCENT)	J/UJ	40 - 125	40 - 125	M
SW8270C / SW3550/NONE	MS Recovery	072SB-0026-0002-SO (SD) / 240-18441-11	1 / 1.00	Dibenzofuran	1.7 (PERCENT)	J/UJ	50 - 105	50 - 105	M
SW8270C / SW3550/NONE	MS Recovery	072SB-0026-0002-SO (MS) / 240-18441-11	1 / 1.00	Dibenzofuran	7.2 (PERCENT)	J/UJ	50 - 105	50 - 105	M
SW8270C / SW3550/NONE	MS Recovery	072SB-0026-0002-SO (MS) / 240-18441-11	1 / 1.00	Diethyl Phthalate	14.7 (PERCENT)	J/UJ	50 - 115	50 - 115	M
SW8270C / SW3550/NONE	MS Recovery	072SB-0026-0002-SO (SD) / 240-18441-11	1 / 1.00	Diethyl Phthalate	20.9 (PERCENT)	J/UJ	50 - 115	50 - 115	M
SW8270C / SW3550/NONE	MS Recovery	072SB-0026-0002-SO (MS) / 240-18441-11	1 / 1.00	Dimethyl Phthalate	15.5 (PERCENT)	J/UJ	50 - 110	50 - 110	M
SW8270C / SW3550/NONE	MS Recovery	072SB-0026-0002-SO (SD) / 240-18441-11	1 / 1.00	Dimethyl Phthalate	22.2 (PERCENT)	J/UJ	50 - 110	50 - 110	M
SW8270C / SW3550/NONE	MS Recovery	072SB-0026-0002-SO (SD) / 240-18441-11	1 / 1.00	Di-n-Butyl Phthalate	11.0 (PERCENT)	J/UJ	55 - 110	55 - 110	M
SW8270C / SW3550/NONE	MS Recovery	072SB-0026-0002-SO (MS) / 240-18441-11	1 / 1.00	Di-n-Butyl Phthalate	12.9 (PERCENT)	J/UJ	55 - 110	55 - 110	M
SW8270C / SW3550/NONE	MS Recovery	072SB-0026-0002-SO (MS) / 240-18441-11	1 / 1.00	Di-n-Octylphthalate	18.4 (PERCENT)	J/UJ	40 - 130	40 - 130	M
SW8270C / SW3550/NONE	MS Recovery	072SB-0026-0002-SO (SD) / 240-18441-11	1 / 1.00	Di-n-Octylphthalate	26.9 (PERCENT)	J/UJ	40 - 130	40 - 130	M
SW8270C / SW3550/NONE	MS Recovery	072SB-0026-0002-SO (SD) / 240-18441-11	1 / 1.00	Fluoranthene	16.8 (PERCENT)	J/UJ	55 - 115	55 - 115	M
SW8270C / SW3550/NONE	MS Recovery	072SB-0026-0002-SO (MS) / 240-18441-11	1 / 1.00	Fluoranthene	17.0 (PERCENT)	J/UJ	55 - 115	55 - 115	M
SW8270C / SW3550/NONE	MS Recovery	072SB-0026-0002-SO (SD) / 240-18441-11	1 / 1.00	Fluorene	-0.97 (PERCENT)	J/UJ	50 - 110	50 - 110	M

SW8270C / SW3550/NONE	MS Recovery	072SB-0026-0002-SO (MS) / 240-18441-11	1 / 1.00	Fluorene	13.1 (PERCENT)	J/UJ	50 - 110	50 - 110	M
SW8270C / SW3550/NONE	MS Recovery	072SB-0026-0002-SO (MS) / 240-18441-11	1 / 1.00	Hexachlorobenzene	-4.2 (PERCENT)	J/UJ	45 - 120	45 - 120	M
SW8270C / SW3550/NONE	MS Recovery	072SB-0026-0002-SO (SD) / 240-18441-11	1 / 1.00	Hexachlorobenzene	-9.0 (PERCENT)	J/UJ	45 - 120	45 - 120	M
SW8270C / SW3550/NONE	MS Recovery	072SB-0026-0002-SO (MS) / 240-18441-11	1 / 1.00	Hexachlorobutadiene	17.3 (PERCENT)	J/UJ	40 - 115	40 - 115	M
SW8270C / SW3550/NONE	MS Recovery	072SB-0026-0002-SO (SD) / 240-18441-11	1 / 1.00	Hexachlorobutadiene	8.2 (PERCENT)	J/UJ	40 - 115	40 - 115	M
SW8270C / SW3550/NONE	MS Recovery	072SB-0026-0002-SO (SD) / 240-18441-11	1 / 1.00	Hexachloroethane	14.2 (PERCENT)	J/UJ	35 - 110	35 - 110	M
SW8270C / SW3550/NONE	MS Recovery	072SB-0026-0002-SO (MS) / 240-18441-11	1 / 1.00	Hexachloroethane	22.0 (PERCENT)	J/UJ	35 - 110	35 - 110	M
SW8270C / SW3550/NONE	MS Recovery	072SB-0026-0002-SO (SD) / 240-18441-11	1 / 1.00	Indeno(1,2,3-c,d)Pyrene	-1.4 (PERCENT)	J/UJ	40 - 120	40 - 120	M
SW8270C / SW3550/NONE	MS Recovery	072SB-0026-0002-SO (MS) / 240-18441-11	1 / 1.00	Indeno(1,2,3-c,d)Pyrene	-7.1 (PERCENT)	J/UJ	40 - 120	40 - 120	M
SW8270C / SW3550/NONE	MS Recovery	072SB-0026-0002-SO (MS) / 240-18441-11	1 / 1.00	Isophorone	24.0 (PERCENT)	J/UJ	45 - 110	45 - 110	M
SW8270C / SW3550/NONE	MS Recovery	072SB-0026-0002-SO (SD) / 240-18441-11	1 / 1.00	Isophorone	9.1 (PERCENT)	J/UJ	45 - 110	45 - 110	M
SW8270C / SW3550/NONE	MS Recovery	072SB-0026-0002-SO (MS) / 240-18441-11	1 / 1.00	Naphthalene	24.8 (PERCENT)	J/UJ	40 - 105	40 - 105	M
SW8270C / SW3550/NONE	MS Recovery	072SB-0026-0002-SO (SD) / 240-18441-11	1 / 1.00	Naphthalene	9.3 (PERCENT)	J/UJ	40 - 105	40 - 105	M
SW8270C / SW3550/NONE	MS Recovery	072SB-0026-0002-SO (MS) / 240-18441-11	1 / 1.00	Nitrobenzene	18.7 (PERCENT)	J/UJ	40 - 115	40 - 115	M
SW8270C / SW3550/NONE	MS Recovery	072SB-0026-0002-SO (SD) / 240-18441-11	1 / 1.00	Nitrobenzene	8.8 (PERCENT)	J/UJ	40 - 115	40 - 115	M
SW8270C / SW3550/NONE	MS Recovery	072SB-0026-0002-SO (SD) / 240-18441-11	1 / 1.00	n-Nitrosodi-n-propylamine	16.5 (PERCENT)	J/UJ	40 - 115	40 - 115	M
SW8270C / SW3550/NONE	MS Recovery	072SB-0026-0002-SO (MS) / 240-18441-11	1 / 1.00	n-Nitrosodi-n-propylamine	25.4 (PERCENT)	J/UJ	40 - 115	40 - 115	M
SW8270C / SW3550/NONE	MS Recovery	072SB-0026-0002-SO (SD) / 240-18441-11	1 / 1.00	n-Nitrosodiphenylamine	14.0 (PERCENT)	J/UJ	50 - 115	50 - 115	M
SW8270C / SW3550/NONE	MS Recovery	072SB-0026-0002-SO (MS) / 240-18441-11	1 / 1.00	n-Nitrosodiphenylamine	14.4 (PERCENT)	J/UJ	50 - 115	50 - 115	M
SW8270C / SW3550/NONE	MS Recovery	072SB-0026-0002-SO (SD) / 240-18441-11	1 / 1.00	Pentachlorophenol	-25.6 (PERCENT)	J/UJ	25 - 120	25 - 120	M
SW8270C / SW3550/NONE	MS Recovery	072SB-0026-0002-SO (MS) / 240-18441-11	1 / 1.00	Pentachlorophenol	-41.1 (PERCENT)	J/UJ	25 - 120	25 - 120	M
SW8270C / SW3550/NONE	MS Recovery	072SB-0026-0002-SO (SD) / 240-18441-11	1 / 1.00	Phenanthrene	-8.9 (PERCENT)	J/UJ	50 - 110	50 - 110	M
SW8270C / SW3550/NONE	MS Recovery	072SB-0026-0002-SO (MS) / 240-18441-11	1 / 1.00	Phenanthrene	6.8 (PERCENT)	J/UJ	50 - 110	50 - 110	M

SW8270C / SW3550/NONE	MS Recovery	072SB-0026-0002-SO (SD) / 240-18441-11	1 / 1.00	Phenol	10.6 (PERCENT)	J/UJ	40 - 100	40 - 100	M		
SW8270C / SW3550/NONE	MS Recovery	072SB-0026-0002-SO (MS) / 240-18441-11	1 / 1.00	Phenol	22.9 (PERCENT)	J/UJ	40 - 100	40 - 100	M		
SW8270C / SW3550/NONE	MS Recovery	072SB-0026-0002-SO (MS) / 240-18441-11	1 / 1.00	Pyrene	-5.2 (PERCENT)	J/UJ	45 - 125	45 - 125	M		
SW8270C / SW3550/NONE	MS Recovery	072SB-0026-0002-SO (SD) / 240-18441-11	1 / 1.00	Pyrene	17.4 (PERCENT)	J/UJ	45 - 125	45 - 125	M		
SW8270C / SW3550/NONE	MS Recovery	073SB-0007M-0001-SO (MS) / 240-18441-21	1 / 5.00	Pentachlorophenol	0.0000 (PERCENT)	J/UJ	25 - 120	25 - 120	M	Diluted Out	2.00
SW8270C / SW3550/NONE	MS Recovery	073SB-0007M-0001-SO (SD) / 240-18441-21	1 / 5.00	Pentachlorophenol	0.0000 (PERCENT)	J/UJ	25 - 120	25 - 120	M	Diluted Out	2.00
SW8270C / SW3550	Prep Hold Time	072SB-0026-0001-SO (N) / 240-18441-11	2 / 1.00	All in Run	21.9 (Days)	J/UJ	< 14	< 28	H2	Prep Exceeds UWL	
SW8270C / SW3550	Prep Hold Time	072SB-0026-0002-SO (N) / 240-18441-11	2 / 1.00	All in Run	15.9 (Days)	J/UJ	< 14	< 28	H2	Prep Exceeds UWL	
SW8270C / SW3550	Prep Hold Time	072SB-0026-0002-SO (N) / 240-18441-17	2 / 1.00	All in Run	15.9 (Days)	J/UJ	< 14	< 28	H2	Prep Exceeds UWL	
SW8270C / SW3550	Prep Hold Time	072SB-0026-0002-SO (N) / 240-18441-11	2 / 1.00	All in Run	21.9 (Days)	J/UJ	< 14	< 28	H2	Prep Exceeds UWL	
SW8270C / SW3550	Prep Hold Time	072SB-0026-0002-SO (N) / 240-18441-17	2 / 1.00	All in Run	21.9 (Days)	J/UJ	< 14	< 28	H2	Prep Exceeds UWL	
SW8270C / SW3550	Prep Hold Time	072SB-0028-0001-SO (N) / 240-18441-13	2 / 1.00	All in Run	15.8 (Days)	J/UJ	< 14	< 28	H2	Prep Exceeds UWL	
SW8270C / SW3550	Prep Hold Time	072SB-0032-0001-SO (N) / 240-18441-17	2 / 1.00	All in Run	15.9 (Days)	J/UJ	< 14	< 28	H2	Prep Exceeds UWL	
SW8270C / SW3550/NONE	Surrogate	072SB-0021-0001-SO (N) / 240-18441-6	1 / 1.00	2,4,6-Tribromophenol	26.2 (PERCENT)	J/UJ	35 - 125	10 - 125	I		
SW8270C / SW3550/NONE	Surrogate	072SB-0022-0001-SO (N) / 240-18441-7	1 / 1.00	2,4,6-Tribromophenol	27.3 (PERCENT)	J/UJ	35 - 125	10 - 125	I		
SW8270C / SW3550/NONE	Surrogate	072SB-0024-0001-SO (N) / 240-18441-9	1 / 1.00	2,4,6-Tribromophenol	32.1 (PERCENT)	J/UJ	35 - 125	10 - 125	I		
SW8270C / SW3550/NONE	Surrogate	072SB-0026-0001-SO (N) / 240-18441-11	1 / 1.00	2-Fluorobiphenyl	43.6 (PERCENT)	J/UJ	45 - 105	10 - 105	I		
SW8270C / SW3550/NONE	Surrogate	072SB-0026-0002-SO (N) / 240-18441-11	2 / 1.00	2-Fluorobiphenyl	44.5 (PERCENT)	J/UJ	45 - 105	10 - 105	I		
SW8270C / SW3550/NONE	Surrogate	072SB-0028-0001-SO (N) / 240-18441-13	1 / 1.00	2,4,6-Tribromophenol	21.7 (PERCENT)	J/UJ	35 - 125	10 - 125	I		
SW8270C / SW3550/NONE	Surrogate	072SB-0032-0001-SO (N) / 240-18441-17	1 / 1.00	2,4,6-Tribromophenol	28.8 (PERCENT)	J/UJ	35 - 125	10 - 125	I		

Qualified Results

Test Leach	Matrix	Field Sample ID	Lab Sample ID	Type	Analyte	RL	Lab Result	Qualified Result	Bias	Units	Reason
SW6020/NONE	SO	072SB-0007-0001-SO	240-18441-1	N	Antimony	0.18	0.095	0.095 J	-	MG/KG	TR/M
SW6020/NONE	SO	072SB-0007-0001-SO	240-18441-1	N	Arsenic	0.091	3.2	3.2 J		MG/KG	d
SW6020/NONE	SO	072SB-0007-0001-SO	240-18441-1	N	Barium	0.91	68.0	68.0 J		MG/KG	d
SW6020/NONE	SO	072SB-0007-0001-SO	240-18441-1	N	Manganese	4.6	3400	3400 J		MG/KG	d
SW6020/NONE	SO	072SB-0007-0001-SO	240-18441-1	N	Silver	0.091	0.033	0.033 J		MG/KG	TR
SW6020/NONE	SO	072SB-0007-0001-SO	240-18441-1	N	Thallium	0.091	0.093	0.093 J	-	MG/KG	M
SW6020/NONE	SO	072SB-0007-0001-SO	240-18441-1	N	Zinc	0.46	55.0	55.0 J		MG/KG	A
SW6020/NONE	SO	072SB-0008-0001-SO	240-18441-2	N	Antimony	0.21	0.13	0.13 J	-	MG/KG	TR/M
SW6020/NONE	SO	072SB-0008-0001-SO	240-18441-2	N	Arsenic	0.10	4.5	4.5 J		MG/KG	d
SW6020/NONE	SO	072SB-0008-0001-SO	240-18441-2	N	Barium	1.0	48.0	48.0 J		MG/KG	d
SW6020/NONE	SO	072SB-0008-0001-SO	240-18441-2	N	Manganese	0.52	1100	1100 J		MG/KG	d
SW6020/NONE	SO	072SB-0008-0001-SO	240-18441-2	N	Silver	0.10	0.039	0.039 J		MG/KG	TR
SW6020/NONE	SO	072SB-0008-0001-SO	240-18441-2	N	Thallium	0.10	0.14	0.14 J	-	MG/KG	M
SW6020/NONE	SO	072SB-0008-0001-SO	240-18441-2	N	Zinc	0.52	88.0	88.0 J		MG/KG	A
SW6020/NONE	SO	072SB-0009-0001-SO	240-18441-3	N	Antimony	0.20	0.12	0.12 J	-	MG/KG	TR/M
SW6020/NONE	SO	072SB-0009-0001-SO	240-18441-3	N	Arsenic	0.10	4.0	4.0 J		MG/KG	d
SW6020/NONE	SO	072SB-0009-0001-SO	240-18441-3	N	Barium	1.0	34.0	34.0 J		MG/KG	d
SW6020/NONE	SO	072SB-0009-0001-SO	240-18441-3	N	Manganese	0.50	850	850 J		MG/KG	d
SW6020/NONE	SO	072SB-0009-0001-SO	240-18441-3	N	Silver	0.10	0.034	0.034 J		MG/KG	TR
SW6020/NONE	SO	072SB-0009-0001-SO	240-18441-3	N	Thallium	0.10	0.099	0.099 J	-	MG/KG	TR/M
SW6020/NONE	SO	072SB-0009-0001-SO	240-18441-3	N	Zinc	0.50	94.0	94.0 J		MG/KG	A
SW6020/NONE	SO	072SB-0010-0001-SO	240-18441-4	N	Antimony	0.19	0.13	0.13 J	-	MG/KG	TR/M
SW6020/NONE	SO	072SB-0010-0001-SO	240-18441-4	N	Arsenic	0.094	2.7	2.7 J		MG/KG	d
SW6020/NONE	SO	072SB-0010-0001-SO	240-18441-4	N	Barium	0.94	39.0	39.0 J		MG/KG	d
SW6020/NONE	SO	072SB-0010-0001-SO	240-18441-4	N	Manganese	0.47	900	900 J		MG/KG	d
SW6020/NONE	SO	072SB-0010-0001-SO	240-18441-4	N	Silver	0.094	0.040	0.040 J		MG/KG	TR
SW6020/NONE	SO	072SB-0010-0001-SO	240-18441-4	N	Thallium	0.094	0.10	0.10 J	-	MG/KG	M
SW6020/NONE	SO	072SB-0010-0001-SO	240-18441-4	N	Zinc	0.47	71.0	71.0 J		MG/KG	A
SW6020/NONE	SO	072SB-0021-0001-SO	240-18441-6	N	Antimony	0.19	0.091	0.091 J	-	MG/KG	TR/M
SW6020/NONE	SO	072SB-0021-0001-SO	240-18441-6	N	Arsenic	0.097	2.4	2.4 J		MG/KG	d

SW6020/NONE	SO	072SB-0021-0001-SO	240-18441-6	N	Barium	0.97	49.0	49.0 J		MG/KG	d
SW6020/NONE	SO	072SB-0021-0001-SO	240-18441-6	N	Manganese	0.49	1100	1100 J		MG/KG	d
SW6020/NONE	SO	072SB-0021-0001-SO	240-18441-6	N	Silver	0.097	0.033	0.033 J		MG/KG	TR
SW6020/NONE	SO	072SB-0021-0001-SO	240-18441-6	N	Thallium	0.097	0.099	0.099 J	-	MG/KG	M
SW6020/NONE	SO	072SB-0021-0001-SO	240-18441-6	N	Zinc	0.49	83.0	83.0 J		MG/KG	A
SW6020/NONE	SO	072SB-0022-0001-SO	240-18441-7	N	Antimony	0.15	0.094	0.094 J	-	MG/KG	TR/M
SW6020/NONE	SO	072SB-0022-0001-SO	240-18441-7	N	Arsenic	0.076	2.5	2.5 J		MG/KG	d
SW6020/NONE	SO	072SB-0022-0001-SO	240-18441-7	N	Barium	0.76	54.0	54.0 J		MG/KG	d
SW6020/NONE	SO	072SB-0022-0001-SO	240-18441-7	N	Manganese	0.38	1100	1100 J		MG/KG	d
SW6020/NONE	SO	072SB-0022-0001-SO	240-18441-7	N	Silver	0.076	0.028	0.028 J		MG/KG	TR
SW6020/NONE	SO	072SB-0022-0001-SO	240-18441-7	N	Thallium	0.076	0.089	0.089 J	-	MG/KG	M
SW6020/NONE	SO	072SB-0022-0001-SO	240-18441-7	N	Zinc	0.38	79.0	79.0 J		MG/KG	A
SW6020/NONE	SO	072SB-0023-0001-SO	240-18441-8	N	Antimony	0.20	0.094	0.094 J	-	MG/KG	TR/M
SW6020/NONE	SO	072SB-0023-0001-SO	240-18441-8	N	Arsenic	0.10	3.0	3.0 J		MG/KG	d
SW6020/NONE	SO	072SB-0023-0001-SO	240-18441-8	N	Barium	1.0	42.0	42.0 J		MG/KG	d
SW6020/NONE	SO	072SB-0023-0001-SO	240-18441-8	N	Manganese	0.51	960	960 J		MG/KG	d
SW6020/NONE	SO	072SB-0023-0001-SO	240-18441-8	N	Silver	0.10	0.032	0.032 J		MG/KG	TR
SW6020/NONE	SO	072SB-0023-0001-SO	240-18441-8	N	Thallium	0.10	0.13	0.13 J	-	MG/KG	M
SW6020/NONE	SO	072SB-0023-0001-SO	240-18441-8	N	Zinc	0.51	70.0	70.0 J		MG/KG	A
SW6020/NONE	SO	072SB-0024-0001-SO	240-18441-9	N	Antimony	0.20	0.14	0.14 J	-	MG/KG	TR/M
SW6020/NONE	SO	072SB-0024-0001-SO	240-18441-9	N	Arsenic	0.098	3.1	3.1 J		MG/KG	d
SW6020/NONE	SO	072SB-0024-0001-SO	240-18441-9	N	Barium	0.98	48.0	48.0 J		MG/KG	d
SW6020/NONE	SO	072SB-0024-0001-SO	240-18441-9	N	Manganese	0.49	1400	1400 J		MG/KG	d
SW6020/NONE	SO	072SB-0024-0001-SO	240-18441-9	N	Silver	0.098	0.039	0.039 J		MG/KG	TR
SW6020/NONE	SO	072SB-0024-0001-SO	240-18441-9	N	Thallium	0.098	0.11	0.11 J	-	MG/KG	M
SW6020/NONE	SO	072SB-0024-0001-SO	240-18441-9	N	Zinc	0.49	67.0	67.0 J		MG/KG	A
SW6020/NONE	SO	072SB-0026-0001-SO	240-18441-11	N	Antimony	0.20	0.20	0.20 R	-	MG/KG	M
SW6020/NONE	SO	072SB-0026-0001-SO	240-18441-11	N	Arsenic	0.10	0.51	0.51 J		MG/KG	d
SW6020/NONE	SO	072SB-0026-0001-SO	240-18441-11	N	Barium	1.0	31.0	31.0 J		MG/KG	d
SW6020/NONE	SO	072SB-0026-0001-SO	240-18441-11	N	Manganese	0.50	210	210 J		MG/KG	d
SW6020/NONE	SO	072SB-0026-0001-SO	240-18441-11	N	Silver	0.10	0.030	0.030 J		MG/KG	TR
SW6020/NONE	SO	072SB-0026-0001-SO	240-18441-11	N	Thallium	0.10	0.12	0.12 J	-	MG/KG	M

SW6020/NONE	SO	072SB-0026-0001-SO	240-18441-11	N	Zinc	0.50	45.0	45.0 J		MG/KG	A
SW6020/NONE	SO	072SB-0027-0001-SO	240-18441-12	FD	Antimony	0.20	0.082	0.082 J	-	MG/KG	TR/M
SW6020/NONE	SO	072SB-0027-0001-SO	240-18441-12	FD	Arsenic	0.10	1.1	1.1 J		MG/KG	d
SW6020/NONE	SO	072SB-0027-0001-SO	240-18441-12	FD	Barium	1.0	16.0	16.0 J		MG/KG	d
SW6020/NONE	SO	072SB-0027-0001-SO	240-18441-12	FD	Manganese	0.51	84.0	84.0 J		MG/KG	d
SW6020/NONE	SO	072SB-0027-0001-SO	240-18441-12	FD	Silver	0.10	0.061	0.061 J		MG/KG	TR
SW6020/NONE	SO	072SB-0027-0001-SO	240-18441-12	FD	Thallium	0.10	0.11	0.11 J	-	MG/KG	M
SW6020/NONE	SO	072SB-0027-0001-SO	240-18441-12	FD	Zinc	0.51	33.0	33.0 J		MG/KG	A
SW6020/NONE	SO	072SB-0028-0001-SO	240-18441-13	N	Antimony	0.18	0.18	0.18 R	-	MG/KG	M
SW6020/NONE	SO	072SB-0028-0001-SO	240-18441-13	N	Arsenic	0.092	0.45	0.45 J		MG/KG	d
SW6020/NONE	SO	072SB-0028-0001-SO	240-18441-13	N	Barium	0.92	36.0	36.0 J		MG/KG	d
SW6020/NONE	SO	072SB-0028-0001-SO	240-18441-13	N	Manganese	0.46	180	180 J		MG/KG	d
SW6020/NONE	SO	072SB-0028-0001-SO	240-18441-13	N	Silver	0.092	0.031	0.031 J		MG/KG	TR
SW6020/NONE	SO	072SB-0028-0001-SO	240-18441-13	N	Thallium	0.092	0.084	0.084 J	-	MG/KG	TR/M
SW6020/NONE	SO	072SB-0028-0001-SO	240-18441-13	N	Zinc	0.46	41.0	41.0 J		MG/KG	A
SW6020/NONE	SO	072SB-0029-0001-SO	240-18441-14	N	Antimony	0.19	0.19	0.19 R	-	MG/KG	M
SW6020/NONE	SO	072SB-0029-0001-SO	240-18441-14	N	Arsenic	0.097	0.40	0.40 J		MG/KG	d
SW6020/NONE	SO	072SB-0029-0001-SO	240-18441-14	N	Barium	0.97	29.0	29.0 J		MG/KG	d
SW6020/NONE	SO	072SB-0029-0001-SO	240-18441-14	N	Manganese	0.48	130	130 J		MG/KG	d
SW6020/NONE	SO	072SB-0029-0001-SO	240-18441-14	N	Silver	0.097	0.029	0.029 J		MG/KG	TR
SW6020/NONE	SO	072SB-0029-0001-SO	240-18441-14	N	Thallium	0.097	0.074	0.074 J	-	MG/KG	TR/M
SW6020/NONE	SO	072SB-0029-0001-SO	240-18441-14	N	Zinc	0.48	38.0	38.0 J		MG/KG	A
SW6020/NONE	SO	072SB-0030-0001-SO	240-18441-15	N	Antimony	0.16	0.16	0.16 R	-	MG/KG	M
SW6020/NONE	SO	072SB-0030-0001-SO	240-18441-15	N	Arsenic	0.082	0.45	0.45 J		MG/KG	d
SW6020/NONE	SO	072SB-0030-0001-SO	240-18441-15	N	Barium	0.82	26.0	26.0 J		MG/KG	d
SW6020/NONE	SO	072SB-0030-0001-SO	240-18441-15	N	Manganese	0.41	210	210 J		MG/KG	d
SW6020/NONE	SO	072SB-0030-0001-SO	240-18441-15	N	Silver	0.082	0.031	0.031 J		MG/KG	TR
SW6020/NONE	SO	072SB-0030-0001-SO	240-18441-15	N	Thallium	0.082	0.077	0.077 J	-	MG/KG	TR/M
SW6020/NONE	SO	072SB-0030-0001-SO	240-18441-15	N	Zinc	0.41	39.0	39.0 J		MG/KG	A
SW6020/NONE	SO	072SB-0031-0001-SO	240-18441-16	N	Antimony	0.20	0.20	0.20 R	-	MG/KG	M
SW6020/NONE	SO	072SB-0031-0001-SO	240-18441-16	N	Arsenic	0.10	0.38	0.38 J		MG/KG	d
SW6020/NONE	SO	072SB-0031-0001-SO	240-18441-16	N	Barium	1.0	30.0	30.0 J		MG/KG	d

SW6020/NONE	SO	072SB-0031-0001-SO	240-18441-16	N	Manganese	0.51	160	160 J		MG/KG	d
SW6020/NONE	SO	072SB-0031-0001-SO	240-18441-16	N	Silver	0.10	0.021	0.021 J		MG/KG	TR
SW6020/NONE	SO	072SB-0031-0001-SO	240-18441-16	N	Thallium	0.10	0.068	0.068 J	-	MG/KG	TR/M
SW6020/NONE	SO	072SB-0031-0001-SO	240-18441-16	N	Zinc	0.51	47.0	47.0 J		MG/KG	A
SW6020/NONE	SO	072SB-0032-0001-SO	240-18441-17	N	Antimony	0.21	0.21	0.21 R	-	MG/KG	M
SW6020/NONE	SO	072SB-0032-0001-SO	240-18441-17	N	Arsenic	0.10	0.43	0.43 J		MG/KG	d
SW6020/NONE	SO	072SB-0032-0001-SO	240-18441-17	N	Barium	1.0	29.0	29.0 J		MG/KG	d
SW6020/NONE	SO	072SB-0032-0001-SO	240-18441-17	N	Manganese	0.51	110	110 J		MG/KG	d
SW6020/NONE	SO	072SB-0032-0001-SO	240-18441-17	N	Silver	0.10	0.033	0.033 J		MG/KG	TR
SW6020/NONE	SO	072SB-0032-0001-SO	240-18441-17	N	Thallium	0.10	0.078	0.078 J	-	MG/KG	TR/M
SW6020/NONE	SO	072SB-0032-0001-SO	240-18441-17	N	Zinc	0.51	41.0	41.0 J		MG/KG	A
SW6020/NONE	SO	073SB-0007M-0001-SO	240-18441-21	N	Antimony	0.18	0.082	0.082 J	-	MG/KG	TR/M
SW6020/NONE	SO	073SB-0007M-0001-SO	240-18441-21	N	Calcium	9.2	3800	3800 J		MG/KG	d
SW6020/NONE	SO	073SB-0007M-0001-SO	240-18441-21	N	Magnesium	9.2	2900	2900 J	+	MG/KG	M
SW6020/NONE	SO	073SB-0007M-0001-SO	240-18441-21	N	Potassium	9.2	1000	1000 J	+	MG/KG	M
SW6020/NONE	SO	073SB-0007M-0001-SO	240-18441-21	N	Silver	0.092	0.027	0.027 J		MG/KG	TR
SW6020/NONE	SO	073SB-0007M-0001-SO	240-18441-21	N	Vanadium	0.092	15.0	15.0 J	+	MG/KG	M
SW6020/NONE	SO	073SB-0008M-0001-SO	240-18441-22	FD	Antimony	0.17	0.082	0.082 J	-	MG/KG	TR/M
SW6020/NONE	SO	073SB-0008M-0001-SO	240-18441-22	FD	Calcium	8.7	8900	8900 J		MG/KG	d
SW6020/NONE	SO	073SB-0008M-0001-SO	240-18441-22	FD	Magnesium	8.7	3300	3300 J	+	MG/KG	M
SW6020/NONE	SO	073SB-0008M-0001-SO	240-18441-22	FD	Potassium	8.7	1600	1600 J	+	MG/KG	M
SW6020/NONE	SO	073SB-0008M-0001-SO	240-18441-22	FD	Silver	0.087	0.025	0.025 J		MG/KG	TR
SW6020/NONE	SO	073SB-0008M-0001-SO	240-18441-22	FD	Vanadium	0.087	15.0	15.0 J	+	MG/KG	M
SW6020/NONE	SO	073SB-0009M-0001-SO	240-18441-23	N	Antimony	0.19	0.065	0.065 J	-	MG/KG	TR/M
SW6020/NONE	SO	073SB-0009M-0001-SO	240-18441-23	N	Magnesium	9.5	2900	2900 J	+	MG/KG	M
SW6020/NONE	SO	073SB-0009M-0001-SO	240-18441-23	N	Potassium	9.5	1100	1100 J	+	MG/KG	M
SW6020/NONE	SO	073SB-0009M-0001-SO	240-18441-23	N	Silver	0.095	0.024	0.024 J		MG/KG	TR
SW6020/NONE	SO	073SB-0009M-0001-SO	240-18441-23	N	Vanadium	0.095	13.0	13.0 J	+	MG/KG	M
SW6020/NONE	SO	073SB-0010M-0001-SO	240-18441-24	FD	Antimony	0.16	0.058	0.058 J	-	MG/KG	TR/M
SW6020/NONE	SO	073SB-0010M-0001-SO	240-18441-24	FD	Magnesium	8.1	3400	3400 J	+	MG/KG	M
SW6020/NONE	SO	073SB-0010M-0001-SO	240-18441-24	FD	Potassium	8.1	1600	1600 J	+	MG/KG	M
SW6020/NONE	SO	073SB-0010M-0001-SO	240-18441-24	FD	Silver	0.081	0.019	0.019 J		MG/KG	TR
SW6020/NONE	SO	073SB-0010M-0001-SO	240-18441-24	FD	Vanadium	0.081	16.0	16.0 J	+	MG/KG	M

SW6020/NONE	SO	073SB-0011M-0001-SO	240-18441-25	N	Antimony	0.14	0.064	0.064 J	-	MG/KG	TR/M
SW6020/NONE	SO	073SB-0011M-0001-SO	240-18441-25	N	Magnesium	7.1	4200	4200 J	+	MG/KG	M
SW6020/NONE	SO	073SB-0011M-0001-SO	240-18441-25	N	Potassium	7.1	2100	2100 J	+	MG/KG	M
SW6020/NONE	SO	073SB-0011M-0001-SO	240-18441-25	N	Silver	0.071	0.027	0.027 J		MG/KG	TR
SW6020/NONE	SO	073SB-0011M-0001-SO	240-18441-25	N	Vanadium	0.071	20.0	20.0 J	+	MG/KG	M
SW6020/NONE	SO	073SB-0012M-0001-SO	240-18441-26	N	Antimony	0.20	0.081	0.081 J	-	MG/KG	TR/M
SW6020/NONE	SO	073SB-0012M-0001-SO	240-18441-26	N	Magnesium	10.0	2600	2600 J	+	MG/KG	M
SW6020/NONE	SO	073SB-0012M-0001-SO	240-18441-26	N	Potassium	10.0	1300	1300 J	+	MG/KG	M
SW6020/NONE	SO	073SB-0012M-0001-SO	240-18441-26	N	Silver	0.10	0.023	0.023 J		MG/KG	TR
SW6020/NONE	SO	073SB-0012M-0001-SO	240-18441-26	N	Vanadium	0.10	13.0	13.0 J	+	MG/KG	M
SW6020/NONE	SO	073SB-0013M-0001-SO	240-18441-27	N	Antimony	0.16	0.096	0.096 J	-	MG/KG	TR/M
SW6020/NONE	SO	073SB-0013M-0001-SO	240-18441-27	N	Magnesium	8.1	3100	3100 J	+	MG/KG	M
SW6020/NONE	SO	073SB-0013M-0001-SO	240-18441-27	N	Potassium	8.1	1100	1100 J	+	MG/KG	M
SW6020/NONE	SO	073SB-0013M-0001-SO	240-18441-27	N	Silver	0.081	0.032	0.032 J		MG/KG	TR
SW6020/NONE	SO	073SB-0013M-0001-SO	240-18441-27	N	Vanadium	0.081	13.0	13.0 J	+	MG/KG	M
SW6020/NONE	SO	073SB-0014M-0001-SO	240-18441-28	N	Antimony	0.19	0.077	0.077 J	-	MG/KG	TR/M
SW6020/NONE	SO	073SB-0014M-0001-SO	240-18441-28	N	Magnesium	9.5	3000	3000 J	+	MG/KG	M
SW6020/NONE	SO	073SB-0014M-0001-SO	240-18441-28	N	Potassium	9.5	1400	1400 J	+	MG/KG	M
SW6020/NONE	SO	073SB-0014M-0001-SO	240-18441-28	N	Silver	0.095	0.027	0.027 J		MG/KG	TR
SW6020/NONE	SO	073SB-0014M-0001-SO	240-18441-28	N	Vanadium	0.095	15.0	15.0 J	+	MG/KG	M
SW6020/NONE	SO	073SB-0015M-0001-SO	240-18441-29	N	Antimony	0.21	0.21	0.21 R	-	MG/KG	M
SW6020/NONE	SO	073SB-0015M-0001-SO	240-18441-29	N	Cadmium	0.11	0.067	0.067 J		MG/KG	TR
SW6020/NONE	SO	073SB-0015M-0001-SO	240-18441-29	N	Magnesium	11.0	690	690 J	+	MG/KG	M
SW6020/NONE	SO	073SB-0015M-0001-SO	240-18441-29	N	Potassium	11.0	440	440 J	+	MG/KG	M
SW6020/NONE	SO	073SB-0015M-0001-SO	240-18441-29	N	Thallium	0.11	0.034	0.034 J		MG/KG	TR
SW6020/NONE	SO	073SB-0015M-0001-SO	240-18441-29	N	Vanadium	0.11	3.7	3.7 J	+	MG/KG	M
Test Leach	**Matrix**	**Field Sample ID**	**Lab Sample ID**	**Type**	**Analyte**	**RL**	**Lab Result**	**Qualified Result**	**Bias**	**Units**	**Reason**
SW7471A/NONE	SO	072SB-0007-0001-SO	240-18441-1	N	Mercury	0.10	0.024	0.024 J		MG/KG	TR
SW7471A/NONE	SO	072SB-0008-0001-SO	240-18441-2	N	Mercury	0.095	0.030	0.030 J		MG/KG	TR
SW7471A/NONE	SO	072SB-0009-0001-SO	240-18441-3	N	Mercury	0.10	0.032	0.032 J		MG/KG	TR
SW7471A/NONE	SO	072SB-0010-0001-SO	240-18441-4	N	Mercury	0.10	0.015	0.015 J		MG/KG	TR
SW7471A/NONE	SO	072SB-0021-0001-SO	240-18441-6	N	Mercury	0.10	0.020	0.020 J		MG/KG	TR
SW7471A/NONE	SO	072SB-0022-0001-SO	240-18441-7	N	Mercury	0.095	0.029	0.029 J		MG/KG	TR

SW7471A/NONE	SO	072SB-0023-0001-SO	240-18441-8	N	Mercury	0.11	0.020	0.020 J		MG/KG	TR
SW7471A/NONE	SO	072SB-0024-0001-SO	240-18441-9	N	Mercury	0.10	0.018	0.018 J		MG/KG	TR
SW7471A/NONE	SO	072SB-0027-0001-SO	240-18441-12	FD	Mercury	0.10	0.022	0.022 J		MG/KG	TR
SW7471A/NONE	SO	073SB-0007M-0001-SO	240-18441-21	N	Mercury	0.097	0.029	0.029 J		MG/KG	TR
SW7471A/NONE	SO	073SB-0008M-0001-SO	240-18441-22	FD	Mercury	0.097	0.028	0.028 J		MG/KG	TR
SW7471A/NONE	SO	073SB-0009M-0001-SO	240-18441-23	N	Mercury	0.092	0.026	0.026 J		MG/KG	TR
SW7471A/NONE	SO	073SB-0010M-0001-SO	240-18441-24	FD	Mercury	0.087	0.019	0.019 J		MG/KG	TR
SW7471A/NONE	SO	073SB-0011M-0001-SO	240-18441-25	N	Mercury	0.10	0.023	0.023 J		MG/KG	TR
SW7471A/NONE	SO	073SB-0012M-0001-SO	240-18441-26	N	Mercury	0.090	0.024	0.024 J		MG/KG	TR
SW7471A/NONE	SO	073SB-0013M-0001-SO	240-18441-27	N	Mercury	0.087	0.050	0.050 J		MG/KG	TR
SW7471A/NONE	SO	073SB-0014M-0001-SO	240-18441-28	N	Mercury	0.10	0.044	0.044 J		MG/KG	TR
SW7471A/NONE	SO	073SB-0015M-0001-SO	240-18441-29	N	Mercury	0.13	0.020	0.020 J		MG/KG	TR
SW7471A/NONE	SO	075SB-0001-0001-SO	240-18441-20	N	Mercury	0.11	0.050	0.050 J		MG/KG	TR
Test Leach	**Matrix**	**Field Sample ID**	**Lab Sample ID**	**Type**	**Analyte**	**RL**	**Lab Result**	**Qualified Result**	**Bias**	**Units**	**Reason**
SW8260B/NONE	SO	072SB-0007-0001-SO	240-18441-1	N	1,1,1-Trichloroethane	5.4	5.4	5.4 UJ	-	UG/KG	I
SW8260B/NONE	SO	072SB-0007-0001-SO	240-18441-1	N	1,1,2,2-Tetrachloroethane	5.4	5.4	5.4 UJ	-	UG/KG	I
SW8260B/NONE	SO	072SB-0007-0001-SO	240-18441-1	N	1,1,2-Trichloroethane	5.4	5.4	5.4 UJ	-	UG/KG	I
SW8260B/NONE	SO	072SB-0007-0001-SO	240-18441-1	N	1,1-Dichloroethane	5.4	5.4	5.4 UJ	-	UG/KG	I
SW8260B/NONE	SO	072SB-0007-0001-SO	240-18441-1	N	1,1-Dichloroethene	5.4	5.4	5.4 UJ	-	UG/KG	I
SW8260B/NONE	SO	072SB-0007-0001-SO	240-18441-1	N	1,2-Dibromoethane (Ethylene Dibromide)	5.4	5.4	5.4 UJ	-	UG/KG	I
SW8260B/NONE	SO	072SB-0007-0001-SO	240-18441-1	N	1,2-Dichloroethane	5.4	5.4	5.4 UJ	-	UG/KG	I
SW8260B/NONE	SO	072SB-0007-0001-SO	240-18441-1	N	1,2-Dichloropropane	5.4	5.4	5.4 UJ	-	UG/KG	I
SW8260B/NONE	SO	072SB-0007-0001-SO	240-18441-1	N	2-Hexanone	22.0	22.0	22.0 UJ	-	UG/KG	I/J
SW8260B/NONE	SO	072SB-0007-0001-SO	240-18441-1	N	Acetone	22.0	22.0	22.0 UJ	-	UG/KG	I/J
SW8260B/NONE	SO	072SB-0007-0001-SO	240-18441-1	N	Benzene	5.4	5.4	5.4 UJ	-	UG/KG	I
SW8260B/NONE	SO	072SB-0007-0001-SO	240-18441-1	N	Bromochloromethane	5.4	5.4	5.4 UJ	-	UG/KG	I
SW8260B/NONE	SO	072SB-0007-0001-SO	240-18441-1	N	Bromodichloromethane	5.4	5.4	5.4 UJ	-	UG/KG	I
SW8260B/NONE	SO	072SB-0007-0001-SO	240-18441-1	N	Bromoform	5.4	5.4	5.4 UJ	-	UG/KG	I
SW8260B/NONE	SO	072SB-0007-0001-SO	240-18441-1	N	Bromomethane	5.4	5.4	5.4 UJ	-	UG/KG	I
SW8260B/NONE	SO	072SB-0007-0001-SO	240-18441-1	N	Carbon Disulfide	5.4	5.4	5.4 UJ	-	UG/KG	I
SW8260B/NONE	SO	072SB-0007-0001-SO	240-18441-1	N	Carbon Tetrachloride	5.4	5.4	5.4 UJ	-	UG/KG	I
SW8260B/NONE	SO	072SB-0007-0001-SO	240-18441-1	N	Chlorobenzene	5.4	5.4	5.4 UJ	-	UG/KG	I
SW8260B/NONE	SO	072SB-0007-0001-SO	240-18441-1	N	Chloroethane	5.4	5.4	5.4 UJ	-	UG/KG	I

SW8260B/NONE	SO	072SB-0007-0001-SO	240-18441-1	N	Chloroform	5.4	5.4	5.4 UJ	-	UG/KG	I
SW8260B/NONE	SO	072SB-0007-0001-SO	240-18441-1	N	Chloromethane	5.4	5.4	5.4 UJ	-	UG/KG	I
SW8260B/NONE	SO	072SB-0007-0001-SO	240-18441-1	N	cis-1,3-Dichloropropene	5.4	5.4	5.4 UJ	-	UG/KG	I
SW8260B/NONE	SO	072SB-0007-0001-SO	240-18441-1	N	Dibromochloromethane	5.4	5.4	5.4 UJ	-	UG/KG	I
SW8260B/NONE	SO	072SB-0007-0001-SO	240-18441-1	N	Ethylbenzene	5.4	5.4	5.4 UJ	-	UG/KG	I
SW8260B/NONE	SO	072SB-0007-0001-SO	240-18441-1	N	Methyl Ethyl Ketone (2-Butanone)	22.0	22.0	22.0 UJ	-	UG/KG	I
SW8260B/NONE	SO	072SB-0007-0001-SO	240-18441-1	N	Methyl Isobutyl Ketone (4-Methyl-2-pentanone)	22.0	22.0	22.0 UJ	-	UG/KG	I
SW8260B/NONE	SO	072SB-0007-0001-SO	240-18441-1	N	Methylene Chloride	5.4	5.4	5.4 UJ	-	UG/KG	I
SW8260B/NONE	SO	072SB-0007-0001-SO	240-18441-1	N	Styrene	5.4	5.4	5.4 UJ	-	UG/KG	I
SW8260B/NONE	SO	072SB-0007-0001-SO	240-18441-1	N	tert-Butyl Methyl Ether	5.4	5.4	5.4 UJ	-	UG/KG	I
SW8260B/NONE	SO	072SB-0007-0001-SO	240-18441-1	N	Tetrachloroethylene (PCE)	5.4	5.4	5.4 UJ	-	UG/KG	I
SW8260B/NONE	SO	072SB-0007-0001-SO	240-18441-1	N	Toluene	5.4	5.4	5.4 UJ	-	UG/KG	I
SW8260B/NONE	SO	072SB-0007-0001-SO	240-18441-1	N	Total 1,2-Dichloroethene	11.0	11.0	11.0 UJ	-	UG/KG	I
SW8260B/NONE	SO	072SB-0007-0001-SO	240-18441-1	N	trans-1,3-Dichloropropene	5.4	5.4	5.4 UJ	-	UG/KG	I
SW8260B/NONE	SO	072SB-0007-0001-SO	240-18441-1	N	Trichloroethylene (TCE)	5.4	5.4	5.4 UJ	-	UG/KG	I
SW8260B/NONE	SO	072SB-0007-0001-SO	240-18441-1	N	Vinyl Chloride	5.4	5.4	5.4 UJ	-	UG/KG	I
SW8260B/NONE	SO	072SB-0007-0001-SO	240-18441-1	N	Xylenes, Total	11.0	11.0	11.0 UJ	-	UG/KG	I
SW8260B/NONE	SO	072SB-0008-0001-SO	240-18441-2	N	1,1,1-Trichloroethane	6.3	6.3	6.3 UJ	-	UG/KG	I
SW8260B/NONE	SO	072SB-0008-0001-SO	240-18441-2	N	1,1,2,2-Tetrachloroethane	6.3	6.3	6.3 UJ	-	UG/KG	I
SW8260B/NONE	SO	072SB-0008-0001-SO	240-18441-2	N	1,1,2-Trichloroethane	6.3	6.3	6.3 UJ	-	UG/KG	I
SW8260B/NONE	SO	072SB-0008-0001-SO	240-18441-2	N	1,1-Dichloroethane	6.3	6.3	6.3 UJ	-	UG/KG	I
SW8260B/NONE	SO	072SB-0008-0001-SO	240-18441-2	N	1,1-Dichloroethene	6.3	6.3	6.3 UJ	-	UG/KG	I
SW8260B/NONE	SO	072SB-0008-0001-SO	240-18441-2	N	1,2-Dibromoethane (Ethylene Dibromide)	6.3	6.3	6.3 UJ	-	UG/KG	I
SW8260B/NONE	SO	072SB-0008-0001-SO	240-18441-2	N	1,2-Dichloroethane	6.3	6.3	6.3 UJ	-	UG/KG	I
SW8260B/NONE	SO	072SB-0008-0001-SO	240-18441-2	N	1,2-Dichloropropane	6.3	6.3	6.3 UJ	-	UG/KG	I
SW8260B/NONE	SO	072SB-0008-0001-SO	240-18441-2	N	2-Hexanone	25.0	25.0	25.0 UJ	-	UG/KG	I/J
SW8260B/NONE	SO	072SB-0008-0001-SO	240-18441-2	N	Acetone	25.0	25.0	25.0 UJ	-	UG/KG	I/J
SW8260B/NONE	SO	072SB-0008-0001-SO	240-18441-2	N	Benzene	6.3	6.3	6.3 UJ	-	UG/KG	I
SW8260B/NONE	SO	072SB-0008-0001-SO	240-18441-2	N	Bromochloromethane	6.3	6.3	6.3 UJ	-	UG/KG	I
SW8260B/NONE	SO	072SB-0008-0001-SO	240-18441-2	N	Bromodichloromethane	6.3	6.3	6.3 UJ	-	UG/KG	I
SW8260B/NONE	SO	072SB-0008-0001-SO	240-18441-2	N	Bromoform	6.3	6.3	6.3 UJ	-	UG/KG	I
SW8260B/NONE	SO	072SB-0008-0001-SO	240-18441-2	N	Bromomethane	6.3	6.3	6.3 UJ	-	UG/KG	I
SW8260B/NONE	SO	072SB-0008-0001-SO	240-18441-2	N	Carbon Disulfide	6.3	6.3	6.3 UJ	-	UG/KG	I

SW8260B/NONE	SO	072SB-0008-0001-SO	240-18441-2	N	Carbon Tetrachloride	6.3	6.3	6.3 UJ	-	UG/KG	I
SW8260B/NONE	SO	072SB-0008-0001-SO	240-18441-2	N	Chlorobenzene	6.3	6.3	6.3 UJ	-	UG/KG	I
SW8260B/NONE	SO	072SB-0008-0001-SO	240-18441-2	N	Chloroethane	6.3	6.3	6.3 UJ	-	UG/KG	I
SW8260B/NONE	SO	072SB-0008-0001-SO	240-18441-2	N	Chloroform	6.3	6.3	6.3 UJ	-	UG/KG	I
SW8260B/NONE	SO	072SB-0008-0001-SO	240-18441-2	N	Chloromethane	6.3	6.3	6.3 UJ	-	UG/KG	I
SW8260B/NONE	SO	072SB-0008-0001-SO	240-18441-2	N	cis-1,3-Dichloropropene	6.3	6.3	6.3 UJ	-	UG/KG	I
SW8260B/NONE	SO	072SB-0008-0001-SO	240-18441-2	N	Dibromochloromethane	6.3	6.3	6.3 UJ	-	UG/KG	I
SW8260B/NONE	SO	072SB-0008-0001-SO	240-18441-2	N	Ethylbenzene	6.3	6.3	6.3 UJ	-	UG/KG	I
SW8260B/NONE	SO	072SB-0008-0001-SO	240-18441-2	N	Methyl Ethyl Ketone (2-Butanone)	25.0	25.0	25.0 UJ	-	UG/KG	I
SW8260B/NONE	SO	072SB-0008-0001-SO	240-18441-2	N	Methyl Isobutyl Ketone (4-Methyl-2-pentanone)	25.0	25.0	25.0 UJ	-	UG/KG	I
SW8260B/NONE	SO	072SB-0008-0001-SO	240-18441-2	N	Methylene Chloride	6.3	6.3	6.3 UJ	-	UG/KG	I
SW8260B/NONE	SO	072SB-0008-0001-SO	240-18441-2	N	Styrene	6.3	6.3	6.3 UJ	-	UG/KG	I
SW8260B/NONE	SO	072SB-0008-0001-SO	240-18441-2	N	tert-Butyl Methyl Ether	6.3	6.3	6.3 UJ	-	UG/KG	I
SW8260B/NONE	SO	072SB-0008-0001-SO	240-18441-2	N	Tetrachloroethylene (PCE)	6.3	6.3	6.3 UJ	-	UG/KG	I
SW8260B/NONE	SO	072SB-0008-0001-SO	240-18441-2	N	Toluene	6.3	6.3	6.3 UJ	-	UG/KG	I
SW8260B/NONE	SO	072SB-0008-0001-SO	240-18441-2	N	Total 1,2-Dichloroethene	13.0	13.0	13.0 UJ	-	UG/KG	I
SW8260B/NONE	SO	072SB-0008-0001-SO	240-18441-2	N	trans-1,3-Dichloropropene	6.3	6.3	6.3 UJ	-	UG/KG	I
SW8260B/NONE	SO	072SB-0008-0001-SO	240-18441-2	N	Trichloroethylene (TCE)	6.3	6.3	6.3 UJ	-	UG/KG	I
SW8260B/NONE	SO	072SB-0008-0001-SO	240-18441-2	N	Vinyl Chloride	6.3	6.3	6.3 UJ	-	UG/KG	I
SW8260B/NONE	SO	072SB-0008-0001-SO	240-18441-2	N	Xylenes, Total	13.0	13.0	13.0 UJ	-	UG/KG	I
SW8260B/NONE	SO	072SB-0009-0001-SO	240-18441-3	N	1,1,1-Trichloroethane	5.6	5.6	5.6 UJ	-	UG/KG	I
SW8260B/NONE	SO	072SB-0009-0001-SO	240-18441-3	N	1,1,2,2-Tetrachloroethane	5.6	5.6	5.6 UJ	-	UG/KG	I
SW8260B/NONE	SO	072SB-0009-0001-SO	240-18441-3	N	1,1,2-Trichloroethane	5.6	5.6	5.6 UJ	-	UG/KG	I
SW8260B/NONE	SO	072SB-0009-0001-SO	240-18441-3	N	1,1-Dichloroethane	5.6	5.6	5.6 UJ	-	UG/KG	I
SW8260B/NONE	SO	072SB-0009-0001-SO	240-18441-3	N	1,1-Dichloroethene	5.6	5.6	5.6 UJ	-	UG/KG	I
SW8260B/NONE	SO	072SB-0009-0001-SO	240-18441-3	N	1,2-Dibromoethane (Ethylene Dibromide)	5.6	5.6	5.6 UJ	-	UG/KG	I
SW8260B/NONE	SO	072SB-0009-0001-SO	240-18441-3	N	1,2-Dichloroethane	5.6	5.6	5.6 UJ	-	UG/KG	I
SW8260B/NONE	SO	072SB-0009-0001-SO	240-18441-3	N	1,2-Dichloropropane	5.6	5.6	5.6 UJ	-	UG/KG	I
SW8260B/NONE	SO	072SB-0009-0001-SO	240-18441-3	N	2-Hexanone	23.0	23.0	23.0 UJ	-	UG/KG	I/J
SW8260B/NONE	SO	072SB-0009-0001-SO	240-18441-3	N	Acetone	23.0	23.0	23.0 UJ	-	UG/KG	I/J
SW8260B/NONE	SO	072SB-0009-0001-SO	240-18441-3	N	Benzene	5.6	5.6	5.6 UJ	-	UG/KG	I
SW8260B/NONE	SO	072SB-0009-0001-SO	240-18441-3	N	Bromochloromethane	5.6	5.6	5.6 UJ	-	UG/KG	I
SW8260B/NONE	SO	072SB-0009-0001-SO	240-18441-3	N	Bromodichloromethane	5.6	5.6	5.6 UJ	-	UG/KG	I

SW8260B/NONE	SO	072SB-0009-0001-SO	240-18441-3	N	Bromoform	5.6	5.6	5.6 UJ	-	UG/KG	I
SW8260B/NONE	SO	072SB-0009-0001-SO	240-18441-3	N	Bromomethane	5.6	5.6	5.6 UJ	-	UG/KG	I
SW8260B/NONE	SO	072SB-0009-0001-SO	240-18441-3	N	Carbon Disulfide	5.6	5.6	5.6 UJ	-	UG/KG	I
SW8260B/NONE	SO	072SB-0009-0001-SO	240-18441-3	N	Carbon Tetrachloride	5.6	5.6	5.6 UJ	-	UG/KG	I
SW8260B/NONE	SO	072SB-0009-0001-SO	240-18441-3	N	Chlorobenzene	5.6	5.6	5.6 UJ	-	UG/KG	I
SW8260B/NONE	SO	072SB-0009-0001-SO	240-18441-3	N	Chloroethane	5.6	5.6	5.6 UJ	-	UG/KG	I
SW8260B/NONE	SO	072SB-0009-0001-SO	240-18441-3	N	Chloroform	5.6	5.6	5.6 UJ	-	UG/KG	I
SW8260B/NONE	SO	072SB-0009-0001-SO	240-18441-3	N	Chloromethane	5.6	5.6	5.6 UJ	-	UG/KG	I
SW8260B/NONE	SO	072SB-0009-0001-SO	240-18441-3	N	cis-1,3-Dichloropropene	5.6	5.6	5.6 UJ	-	UG/KG	I
SW8260B/NONE	SO	072SB-0009-0001-SO	240-18441-3	N	Dibromochloromethane	5.6	5.6	5.6 UJ	-	UG/KG	I
SW8260B/NONE	SO	072SB-0009-0001-SO	240-18441-3	N	Ethylbenzene	5.6	5.6	5.6 UJ	-	UG/KG	I
SW8260B/NONE	SO	072SB-0009-0001-SO	240-18441-3	N	Methyl Ethyl Ketone (2-Butanone)	23.0	23.0	23.0 UJ	-	UG/KG	I
SW8260B/NONE	SO	072SB-0009-0001-SO	240-18441-3	N	Methyl Isobutyl Ketone (4-Methyl-2-pentanone)	23.0	23.0	23.0 UJ	-	UG/KG	I
SW8260B/NONE	SO	072SB-0009-0001-SO	240-18441-3	N	Methylene Chloride	5.6	5.6	5.6 UJ	-	UG/KG	I
SW8260B/NONE	SO	072SB-0009-0001-SO	240-18441-3	N	Styrene	5.6	5.6	5.6 UJ	-	UG/KG	I
SW8260B/NONE	SO	072SB-0009-0001-SO	240-18441-3	N	tert-Butyl Methyl Ether	5.6	5.6	5.6 UJ	-	UG/KG	I
SW8260B/NONE	SO	072SB-0009-0001-SO	240-18441-3	N	Tetrachloroethylene (PCE)	5.6	5.6	5.6 UJ	-	UG/KG	I
SW8260B/NONE	SO	072SB-0009-0001-SO	240-18441-3	N	Toluene	5.6	5.6	5.6 UJ	-	UG/KG	I
SW8260B/NONE	SO	072SB-0009-0001-SO	240-18441-3	N	Total 1,2-Dichloroethene	11.0	11.0	11.0 UJ	-	UG/KG	I
SW8260B/NONE	SO	072SB-0009-0001-SO	240-18441-3	N	trans-1,3-Dichloropropene	5.6	5.6	5.6 UJ	-	UG/KG	I
SW8260B/NONE	SO	072SB-0009-0001-SO	240-18441-3	N	Trichloroethylene (TCE)	5.6	5.6	5.6 UJ	-	UG/KG	I
SW8260B/NONE	SO	072SB-0009-0001-SO	240-18441-3	N	Vinyl Chloride	5.6	5.6	5.6 UJ	-	UG/KG	I
SW8260B/NONE	SO	072SB-0009-0001-SO	240-18441-3	N	Xylenes, Total	11.0	11.0	11.0 UJ	-	UG/KG	I
SW8260B/NONE	SO	072SB-0010-0001-SO	240-18441-4	N	2-Hexanone	25.0	25.0	25.0 UJ	-	UG/KG	J
SW8260B/NONE	SO	072SB-0010-0001-SO	240-18441-4	N	Acetone	25.0	25.0	25.0 UJ	-	UG/KG	J
SW8260B/NONE	SO	072SB-0021-0001-SO	240-18441-6	N	2-Hexanone	17.0	17.0	17.0 UJ		UG/KG	J
SW8260B/NONE	SO	072SB-0021-0001-SO	240-18441-6	N	Acetone	17.0	17.0	17.0 UJ		UG/KG	J
SW8260B/NONE	SO	072SB-0022-0001-SO	240-18441-7	N	2-Hexanone	23.0	23.0	23.0 UJ	-	UG/KG	J
SW8260B/NONE	SO	072SB-0022-0001-SO	240-18441-7	N	Acetone	23.0	23.0	23.0 UJ	-	UG/KG	J
SW8260B/NONE	SO	072SB-0023-0001-SO	240-18441-8	N	1,1,1-Trichloroethane	6.9	6.9	6.9 UJ	-	UG/KG	I
SW8260B/NONE	SO	072SB-0023-0001-SO	240-18441-8	N	1,1,2,2-Tetrachloroethane	6.9	6.9	6.9 UJ	-	UG/KG	I
SW8260B/NONE	SO	072SB-0023-0001-SO	240-18441-8	N	1,1,2-Trichloroethane	6.9	6.9	6.9 UJ	-	UG/KG	I
SW8260B/NONE	SO	072SB-0023-0001-SO	240-18441-8	N	1,1-Dichloroethane	6.9	6.9	6.9 UJ	-	UG/KG	I

SW8260B/NONE	SO	072SB-0023-0001-SO	240-18441-8	N	1,1-Dichloroethene	6.9	6.9	6.9 UJ	-	UG/KG	I
SW8260B/NONE	SO	072SB-0023-0001-SO	240-18441-8	N	1,2-Dibromoethane (Ethylene Dibromide)	6.9	6.9	6.9 UJ	-	UG/KG	I
SW8260B/NONE	SO	072SB-0023-0001-SO	240-18441-8	N	1,2-Dichloroethane	6.9	6.9	6.9 UJ	-	UG/KG	I
SW8260B/NONE	SO	072SB-0023-0001-SO	240-18441-8	N	1,2-Dichloropropane	6.9	6.9	6.9 UJ	-	UG/KG	I
SW8260B/NONE	SO	072SB-0023-0001-SO	240-18441-8	N	2-Hexanone	28.0	28.0	28.0 UJ	-	UG/KG	I/J
SW8260B/NONE	SO	072SB-0023-0001-SO	240-18441-8	N	Acetone	28.0	28.0	28.0 UJ	-	UG/KG	I/J
SW8260B/NONE	SO	072SB-0023-0001-SO	240-18441-8	N	Benzene	6.9	6.9	6.9 UJ	-	UG/KG	I
SW8260B/NONE	SO	072SB-0023-0001-SO	240-18441-8	N	Bromochloromethane	6.9	6.9	6.9 UJ	-	UG/KG	I
SW8260B/NONE	SO	072SB-0023-0001-SO	240-18441-8	N	Bromodichloromethane	6.9	6.9	6.9 UJ	-	UG/KG	I
SW8260B/NONE	SO	072SB-0023-0001-SO	240-18441-8	N	Bromoform	6.9	6.9	6.9 UJ	-	UG/KG	I
SW8260B/NONE	SO	072SB-0023-0001-SO	240-18441-8	N	Bromomethane	6.9	6.9	6.9 UJ	-	UG/KG	I
SW8260B/NONE	SO	072SB-0023-0001-SO	240-18441-8	N	Carbon Disulfide	6.9	6.9	6.9 UJ	-	UG/KG	I
SW8260B/NONE	SO	072SB-0023-0001-SO	240-18441-8	N	Carbon Tetrachloride	6.9	6.9	6.9 UJ	-	UG/KG	I
SW8260B/NONE	SO	072SB-0023-0001-SO	240-18441-8	N	Chlorobenzene	6.9	6.9	6.9 UJ	-	UG/KG	I
SW8260B/NONE	SO	072SB-0023-0001-SO	240-18441-8	N	Chloroethane	6.9	6.9	6.9 UJ	-	UG/KG	I
SW8260B/NONE	SO	072SB-0023-0001-SO	240-18441-8	N	Chloroform	6.9	6.9	6.9 UJ	-	UG/KG	I
SW8260B/NONE	SO	072SB-0023-0001-SO	240-18441-8	N	Chloromethane	6.9	6.9	6.9 UJ	-	UG/KG	I
SW8260B/NONE	SO	072SB-0023-0001-SO	240-18441-8	N	cis-1,3-Dichloropropene	6.9	6.9	6.9 UJ	-	UG/KG	I
SW8260B/NONE	SO	072SB-0023-0001-SO	240-18441-8	N	Dibromochloromethane	6.9	6.9	6.9 UJ	-	UG/KG	I
SW8260B/NONE	SO	072SB-0023-0001-SO	240-18441-8	N	Ethylbenzene	6.9	6.9	6.9 UJ	-	UG/KG	I
SW8260B/NONE	SO	072SB-0023-0001-SO	240-18441-8	N	Methyl Ethyl Ketone (2-Butanone)	28.0	28.0	28.0 UJ	-	UG/KG	I
SW8260B/NONE	SO	072SB-0023-0001-SO	240-18441-8	N	Methyl Isobutyl Ketone (4-Methyl-2-pentanone)	28.0	28.0	28.0 UJ	-	UG/KG	I
SW8260B/NONE	SO	072SB-0023-0001-SO	240-18441-8	N	Methylene Chloride	6.9	6.9	6.9 UJ	-	UG/KG	I
SW8260B/NONE	SO	072SB-0023-0001-SO	240-18441-8	N	Styrene	6.9	6.9	6.9 UJ	-	UG/KG	I
SW8260B/NONE	SO	072SB-0023-0001-SO	240-18441-8	N	tert-Butyl Methyl Ether	6.9	6.9	6.9 UJ	-	UG/KG	I
SW8260B/NONE	SO	072SB-0023-0001-SO	240-18441-8	N	Tetrachloroethylene (PCE)	6.9	6.9	6.9 UJ	-	UG/KG	I
SW8260B/NONE	SO	072SB-0023-0001-SO	240-18441-8	N	Toluene	6.9	6.9	6.9 UJ	-	UG/KG	I
SW8260B/NONE	SO	072SB-0023-0001-SO	240-18441-8	N	Total 1,2-Dichloroethene	14.0	14.0	14.0 UJ	-	UG/KG	I
SW8260B/NONE	SO	072SB-0023-0001-SO	240-18441-8	N	trans-1,3-Dichloropropene	6.9	6.9	6.9 UJ	-	UG/KG	I
SW8260B/NONE	SO	072SB-0023-0001-SO	240-18441-8	N	Trichloroethylene (TCE)	6.9	6.9	6.9 UJ	-	UG/KG	I
SW8260B/NONE	SO	072SB-0023-0001-SO	240-18441-8	N	Vinyl Chloride	6.9	6.9	6.9 UJ	-	UG/KG	I
SW8260B/NONE	SO	072SB-0023-0001-SO	240-18441-8	N	Xylenes, Total	14.0	14.0	14.0 UJ	-	UG/KG	I
SW8260B/NONE	SO	072SB-0024-0001-SO	240-18441-9	N	1,1,1-Trichloroethane	4.8	4.8	4.8 UJ	-	UG/KG	I

SW8260B/NONE	SO	072SB-0024-0001-SO	240-18441-9	N	1,1,2,2-Tetrachloroethane	4.8	4.8	4.8 UJ	-	UG/KG	I
SW8260B/NONE	SO	072SB-0024-0001-SO	240-18441-9	N	1,1,2-Trichloroethane	4.8	4.8	4.8 UJ	-	UG/KG	I
SW8260B/NONE	SO	072SB-0024-0001-SO	240-18441-9	N	1,1-Dichloroethane	4.8	4.8	4.8 UJ	-	UG/KG	I
SW8260B/NONE	SO	072SB-0024-0001-SO	240-18441-9	N	1,1-Dichloroethene	4.8	4.8	4.8 UJ	-	UG/KG	I
SW8260B/NONE	SO	072SB-0024-0001-SO	240-18441-9	N	1,2-Dibromoethane (Ethylene Dibromide)	4.8	4.8	4.8 UJ	-	UG/KG	I
SW8260B/NONE	SO	072SB-0024-0001-SO	240-18441-9	N	1,2-Dichloroethane	4.8	4.8	4.8 UJ	-	UG/KG	I
SW8260B/NONE	SO	072SB-0024-0001-SO	240-18441-9	N	1,2-Dichloropropane	4.8	4.8	4.8 UJ	-	UG/KG	I
SW8260B/NONE	SO	072SB-0024-0001-SO	240-18441-9	N	2-Hexanone	19.0	19.0	19.0 UJ	-	UG/KG	I/J
SW8260B/NONE	SO	072SB-0024-0001-SO	240-18441-9	N	Acetone	19.0	19.0	19.0 UJ	-	UG/KG	I/J
SW8260B/NONE	SO	072SB-0024-0001-SO	240-18441-9	N	Benzene	4.8	4.8	4.8 UJ	-	UG/KG	I
SW8260B/NONE	SO	072SB-0024-0001-SO	240-18441-9	N	Bromochloromethane	4.8	4.8	4.8 UJ	-	UG/KG	I
SW8260B/NONE	SO	072SB-0024-0001-SO	240-18441-9	N	Bromodichloromethane	4.8	4.8	4.8 UJ	-	UG/KG	I
SW8260B/NONE	SO	072SB-0024-0001-SO	240-18441-9	N	Bromoform	4.8	4.8	4.8 UJ	-	UG/KG	I
SW8260B/NONE	SO	072SB-0024-0001-SO	240-18441-9	N	Bromomethane	4.8	4.8	4.8 UJ	-	UG/KG	I
SW8260B/NONE	SO	072SB-0024-0001-SO	240-18441-9	N	Carbon Disulfide	4.8	4.8	4.8 UJ	-	UG/KG	I
SW8260B/NONE	SO	072SB-0024-0001-SO	240-18441-9	N	Carbon Tetrachloride	4.8	4.8	4.8 UJ	-	UG/KG	I
SW8260B/NONE	SO	072SB-0024-0001-SO	240-18441-9	N	Chlorobenzene	4.8	4.8	4.8 UJ	-	UG/KG	I
SW8260B/NONE	SO	072SB-0024-0001-SO	240-18441-9	N	Chloroethane	4.8	4.8	4.8 UJ	-	UG/KG	I
SW8260B/NONE	SO	072SB-0024-0001-SO	240-18441-9	N	Chloroform	4.8	4.8	4.8 UJ	-	UG/KG	I
SW8260B/NONE	SO	072SB-0024-0001-SO	240-18441-9	N	Chloromethane	4.8	4.8	4.8 UJ	-	UG/KG	I
SW8260B/NONE	SO	072SB-0024-0001-SO	240-18441-9	N	cis-1,3-Dichloropropene	4.8	4.8	4.8 UJ	-	UG/KG	I
SW8260B/NONE	SO	072SB-0024-0001-SO	240-18441-9	N	Dibromochloromethane	4.8	4.8	4.8 UJ	-	UG/KG	I
SW8260B/NONE	SO	072SB-0024-0001-SO	240-18441-9	N	Ethylbenzene	4.8	4.8	4.8 UJ	-	UG/KG	I
SW8260B/NONE	SO	072SB-0024-0001-SO	240-18441-9	N	Methyl Ethyl Ketone (2-Butanone)	19.0	19.0	19.0 UJ	-	UG/KG	I
SW8260B/NONE	SO	072SB-0024-0001-SO	240-18441-9	N	Methyl Isobutyl Ketone (4-Methyl-2-pentanone)	19.0	19.0	19.0 UJ	-	UG/KG	I
SW8260B/NONE	SO	072SB-0024-0001-SO	240-18441-9	N	Methylene Chloride	4.8	4.8	4.8 UJ	-	UG/KG	I
SW8260B/NONE	SO	072SB-0024-0001-SO	240-18441-9	N	Styrene	4.8	4.8	4.8 UJ	-	UG/KG	I
SW8260B/NONE	SO	072SB-0024-0001-SO	240-18441-9	N	tert-Butyl Methyl Ether	4.8	4.8	4.8 UJ	-	UG/KG	I
SW8260B/NONE	SO	072SB-0024-0001-SO	240-18441-9	N	Tetrachloroethylene (PCE)	4.8	4.8	4.8 UJ	-	UG/KG	I
SW8260B/NONE	SO	072SB-0024-0001-SO	240-18441-9	N	Toluene	4.8	4.8	4.8 UJ	-	UG/KG	I
SW8260B/NONE	SO	072SB-0024-0001-SO	240-18441-9	N	Total 1,2-Dichloroethene	9.6	9.6	9.6 UJ	-	UG/KG	I
SW8260B/NONE	SO	072SB-0024-0001-SO	240-18441-9	N	trans-1,3-Dichloropropene	4.8	4.8	4.8 UJ	-	UG/KG	I
SW8260B/NONE	SO	072SB-0024-0001-SO	240-18441-9	N	Trichloroethylene (TCE)	4.8	4.8	4.8 UJ	-	UG/KG	I

SW8260B/NONE	SO	072SB-0024-0001-SO	240-18441-9	N	Vinyl Chloride	4.8	4.8	4.8 UJ	-	UG/KG	I
SW8260B/NONE	SO	072SB-0024-0001-SO	240-18441-9	N	Xylenes, Total	9.6	9.6	9.6 UJ	-	UG/KG	I
SW8260B/NONE	SO	072SB-0026-0001-SO	240-18441-11	N	Benzene	5.1	5.1	5.1 UJ	-	UG/KG	I
SW8260B/NONE	SO	072SB-0026-0001-SO	240-18441-11	N	Ethylbenzene	5.1	5.1	5.1 UJ	-	UG/KG	I
SW8260B/NONE	SO	072SB-0026-0001-SO	240-18441-11	N	tert-Butyl Methyl Ether	5.1	5.1	5.1 UJ	-	UG/KG	I
SW8260B/NONE	SO	072SB-0026-0001-SO	240-18441-11	N	Toluene	5.1	5.1	5.1 UJ	-	UG/KG	I
SW8260B/NONE	SO	072SB-0026-0001-SO	240-18441-11	N	Xylenes, Total	10.0	10.0	10.0 UJ	-	UG/KG	I
SW8260B/NONE	SO	072SB-0027-0001-SO	240-18441-12	FD	Benzene	4.4	4.4	4.4 UJ	-	UG/KG	I
SW8260B/NONE	SO	072SB-0027-0001-SO	240-18441-12	FD	Ethylbenzene	4.4	4.4	4.4 UJ	-	UG/KG	I
SW8260B/NONE	SO	072SB-0027-0001-SO	240-18441-12	FD	tert-Butyl Methyl Ether	4.4	4.4	4.4 UJ	-	UG/KG	I
SW8260B/NONE	SO	072SB-0027-0001-SO	240-18441-12	FD	Toluene	4.4	4.4	4.4 UJ	-	UG/KG	I
SW8260B/NONE	SO	072SB-0027-0001-SO	240-18441-12	FD	Xylenes, Total	8.8	8.8	8.8 UJ	-	UG/KG	I
SW8260B/NONE	SO	072SB-0029-0001-SO	240-18441-14	N	Benzene	4.4	4.4	4.4 UJ	-	UG/KG	I
SW8260B/NONE	SO	072SB-0029-0001-SO	240-18441-14	N	Ethylbenzene	4.4	4.4	4.4 UJ	-	UG/KG	I
SW8260B/NONE	SO	072SB-0029-0001-SO	240-18441-14	N	tert-Butyl Methyl Ether	4.4	4.4	4.4 UJ	-	UG/KG	I
SW8260B/NONE	SO	072SB-0029-0001-SO	240-18441-14	N	Toluene	4.4	4.4	4.4 UJ	-	UG/KG	I
SW8260B/NONE	SO	072SB-0029-0001-SO	240-18441-14	N	Xylenes, Total	8.7	8.7	8.7 UJ	-	UG/KG	I
SW8260B/NONE	SO	072SB-0030-0001-SO	240-18441-15	N	1,1,1-Trichloroethane	4.4	4.4	4.4 UJ	-	UG/KG	I
SW8260B/NONE	SO	072SB-0030-0001-SO	240-18441-15	N	1,1,2,2-Tetrachloroethane	4.4	4.4	4.4 UJ	-	UG/KG	I
SW8260B/NONE	SO	072SB-0030-0001-SO	240-18441-15	N	1,1,2-Trichloroethane	4.4	4.4	4.4 UJ	-	UG/KG	I
SW8260B/NONE	SO	072SB-0030-0001-SO	240-18441-15	N	1,1-Dichloroethane	4.4	4.4	4.4 UJ	-	UG/KG	I
SW8260B/NONE	SO	072SB-0030-0001-SO	240-18441-15	N	1,1-Dichloroethene	4.4	4.4	4.4 UJ	-	UG/KG	I
SW8260B/NONE	SO	072SB-0030-0001-SO	240-18441-15	N	1,2-Dibromoethane (Ethylene Dibromide)	4.4	4.4	4.4 UJ	-	UG/KG	I
SW8260B/NONE	SO	072SB-0030-0001-SO	240-18441-15	N	1,2-Dichloroethane	4.4	4.4	4.4 UJ	-	UG/KG	I
SW8260B/NONE	SO	072SB-0030-0001-SO	240-18441-15	N	1,2-Dichloropropane	4.4	4.4	4.4 UJ	-	UG/KG	I
SW8260B/NONE	SO	072SB-0030-0001-SO	240-18441-15	N	2-Hexanone	18.0	18.0	18.0 UJ	-	UG/KG	I/J
SW8260B/NONE	SO	072SB-0030-0001-SO	240-18441-15	N	Acetone	18.0	18.0	18.0 UJ	-	UG/KG	I/J
SW8260B/NONE	SO	072SB-0030-0001-SO	240-18441-15	N	Benzene	4.4	4.4	4.4 UJ	-	UG/KG	I
SW8260B/NONE	SO	072SB-0030-0001-SO	240-18441-15	N	Bromochloromethane	4.4	4.4	4.4 UJ	-	UG/KG	I
SW8260B/NONE	SO	072SB-0030-0001-SO	240-18441-15	N	Bromodichloromethane	4.4	4.4	4.4 UJ	-	UG/KG	I
SW8260B/NONE	SO	072SB-0030-0001-SO	240-18441-15	N	Bromoform	4.4	4.4	4.4 UJ	-	UG/KG	I
SW8260B/NONE	SO	072SB-0030-0001-SO	240-18441-15	N	Bromomethane	4.4	4.4	4.4 UJ	-	UG/KG	I
SW8260B/NONE	SO	072SB-0030-0001-SO	240-18441-15	N	Carbon Disulfide	4.4	4.4	4.4 UJ	-	UG/KG	I

SW8260B/NONE	SO	072SB-0030-0001-SO	240-18441-15	N	Carbon Tetrachloride	4.4	4.4	4.4 UJ	-	UG/KG	I
SW8260B/NONE	SO	072SB-0030-0001-SO	240-18441-15	N	Chlorobenzene	4.4	4.4	4.4 UJ	-	UG/KG	I
SW8260B/NONE	SO	072SB-0030-0001-SO	240-18441-15	N	Chloroethane	4.4	4.4	4.4 UJ	-	UG/KG	I
SW8260B/NONE	SO	072SB-0030-0001-SO	240-18441-15	N	Chloroform	4.4	4.4	4.4 UJ	-	UG/KG	I
SW8260B/NONE	SO	072SB-0030-0001-SO	240-18441-15	N	Chloromethane	4.4	4.4	4.4 UJ	-	UG/KG	I
SW8260B/NONE	SO	072SB-0030-0001-SO	240-18441-15	N	cis-1,3-Dichloropropene	4.4	4.4	4.4 UJ	-	UG/KG	I
SW8260B/NONE	SO	072SB-0030-0001-SO	240-18441-15	N	Dibromochloromethane	4.4	4.4	4.4 UJ	-	UG/KG	I
SW8260B/NONE	SO	072SB-0030-0001-SO	240-18441-15	N	Ethylbenzene	4.4	4.4	4.4 UJ	-	UG/KG	I
SW8260B/NONE	SO	072SB-0030-0001-SO	240-18441-15	N	Methyl Ethyl Ketone (2-Butanone)	18.0	18.0	18.0 UJ	-	UG/KG	I
SW8260B/NONE	SO	072SB-0030-0001-SO	240-18441-15	N	Methyl Isobutyl Ketone (4-Methyl-2-pentanone)	18.0	18.0	18.0 UJ	-	UG/KG	I
SW8260B/NONE	SO	072SB-0030-0001-SO	240-18441-15	N	Methylene Chloride	4.4	4.4	4.4 UJ	-	UG/KG	I
SW8260B/NONE	SO	072SB-0030-0001-SO	240-18441-15	N	Styrene	4.4	4.4	4.4 UJ	-	UG/KG	I
SW8260B/NONE	SO	072SB-0030-0001-SO	240-18441-15	N	tert-Butyl Methyl Ether	4.4	4.4	4.4 UJ	-	UG/KG	I
SW8260B/NONE	SO	072SB-0030-0001-SO	240-18441-15	N	Tetrachloroethylene (PCE)	4.4	4.4	4.4 UJ	-	UG/KG	I
SW8260B/NONE	SO	072SB-0030-0001-SO	240-18441-15	N	Toluene	4.4	4.4	4.4 UJ	-	UG/KG	I
SW8260B/NONE	SO	072SB-0030-0001-SO	240-18441-15	N	Total 1,2-Dichloroethene	8.8	8.8	8.8 UJ	-	UG/KG	I
SW8260B/NONE	SO	072SB-0030-0001-SO	240-18441-15	N	trans-1,3-Dichloropropene	4.4	4.4	4.4 UJ	-	UG/KG	I
SW8260B/NONE	SO	072SB-0030-0001-SO	240-18441-15	N	Trichloroethylene (TCE)	4.4	4.4	4.4 UJ	-	UG/KG	I
SW8260B/NONE	SO	072SB-0030-0001-SO	240-18441-15	N	Vinyl Chloride	4.4	4.4	4.4 UJ	-	UG/KG	I
SW8260B/NONE	SO	072SB-0030-0001-SO	240-18441-15	N	Xylenes, Total	8.8	8.8	8.8 UJ	-	UG/KG	I
SW8260B/NONE	SO	072SB-0032-0001-SO	240-18441-17	N	Benzene	4.6	4.6	4.6 UJ	-	UG/KG	I
SW8260B/NONE	SO	072SB-0032-0001-SO	240-18441-17	N	Ethylbenzene	4.6	4.6	4.6 UJ	-	UG/KG	I
SW8260B/NONE	SO	072SB-0032-0001-SO	240-18441-17	N	tert-Butyl Methyl Ether	4.6	4.6	4.6 UJ	-	UG/KG	I
SW8260B/NONE	SO	072SB-0032-0001-SO	240-18441-17	N	Toluene	4.6	4.6	4.6 UJ	-	UG/KG	I
SW8260B/NONE	SO	072SB-0032-0001-SO	240-18441-17	N	Xylenes, Total	9.2	9.2	9.2 UJ	-	UG/KG	I
SW8260B/NONE	WG	072SB-0033-0001-TB	240-18441-18	N	Acetone	10.0	1.1	1.1 J		UG/L	TR
SW8260B/NONE	WG	072SB-0034-0001-TB	240-18441-19	N	Carbon Disulfide	1.0	0.75	0.75 J		UG/L	TR

Test Leach	Matrix	Field Sample ID	Lab Sample ID	Type	Analyte	RL	Lab Result	Qualified Result	Bias	Units	Reason
SW8270C/NONE	SO	072SB-0007-0001-SO	240-18441-1	N	Benzo(k)fluoranthene	7.4	7.3	7.3 J		UG/KG	TR
SW8270C/NONE	SO	072SB-0007-0001-SO	240-18441-1	N	Phenanthrene	7.4	5.6	5.6 J		UG/KG	TR
SW8270C/NONE	SO	072SB-0009-0001-SO	240-18441-3	N	Benzo(b)fluoranthene	7.2	7.0	7.0 J		UG/KG	TR
SW8270C/NONE	SO	072SB-0010-0001-SO	240-18441-4	N	Benzo(k)fluoranthene	7.3	5.0	5.0 J		UG/KG	TR
SW8270C/NONE	SO	072SB-0010-0001-SO	240-18441-4	N	Phenanthrene	7.3	4.4	4.4 J		UG/KG	TR

SW8270C/NONE	SO	072SB-0010-0001-SO	240-18441-4	N	Pyrene	7.3	7.1	7.1	J		UG/KG	TR
SW8270C/NONE	SO	072SB-0021-0001-SO	240-18441-6	N	Acenaphthene	7.1	7.1	7.1	UJ	-	UG/KG	I
SW8270C/NONE	SO	072SB-0021-0001-SO	240-18441-6	N	Acenaphthylene	7.1	7.1	7.1	UJ	-	UG/KG	I
SW8270C/NONE	SO	072SB-0021-0001-SO	240-18441-6	N	Anthracene	7.1	7.1	7.1	UJ	-	UG/KG	I
SW8270C/NONE	SO	072SB-0021-0001-SO	240-18441-6	N	Benzo(a)anthracene	7.1	7.1	7.1	UJ	-	UG/KG	I
SW8270C/NONE	SO	072SB-0021-0001-SO	240-18441-6	N	Benzo(a)pyrene	7.1	7.1	7.1	UJ	-	UG/KG	I
SW8270C/NONE	SO	072SB-0021-0001-SO	240-18441-6	N	Benzo(b)fluoranthene	7.1	5.8	5.8	J	-	UG/KG	I/TR
SW8270C/NONE	SO	072SB-0021-0001-SO	240-18441-6	N	Benzo(g,h,i)perylene	7.1	7.1	7.1	UJ	-	UG/KG	I
SW8270C/NONE	SO	072SB-0021-0001-SO	240-18441-6	N	Benzo(k)fluoranthene	7.1	6.2	6.2	J	-	UG/KG	I/TR
SW8270C/NONE	SO	072SB-0021-0001-SO	240-18441-6	N	Chrysene	7.1	7.1	7.1	UJ	-	UG/KG	I
SW8270C/NONE	SO	072SB-0021-0001-SO	240-18441-6	N	Dibenz(a,h)anthracene	7.1	7.1	7.1	UJ	-	UG/KG	I
SW8270C/NONE	SO	072SB-0021-0001-SO	240-18441-6	N	Fluoranthene	7.1	7.1	7.1	UJ	-	UG/KG	I
SW8270C/NONE	SO	072SB-0021-0001-SO	240-18441-6	N	Fluorene	7.1	7.1	7.1	UJ	-	UG/KG	I
SW8270C/NONE	SO	072SB-0021-0001-SO	240-18441-6	N	Indeno(1,2,3-c,d)Pyrene	7.1	7.1	7.1	UJ	-	UG/KG	I
SW8270C/NONE	SO	072SB-0021-0001-SO	240-18441-6	N	Naphthalene	7.1	7.1	7.1	UJ	-	UG/KG	I
SW8270C/NONE	SO	072SB-0021-0001-SO	240-18441-6	N	Phenanthrene	7.1	7.1	7.1	UJ	-	UG/KG	I
SW8270C/NONE	SO	072SB-0021-0001-SO	240-18441-6	N	Pyrene	7.1	7.1	7.1	UJ	-	UG/KG	I
SW8270C/NONE	SO	072SB-0022-0001-SO	240-18441-7	N	Acenaphthene	7.3	7.3	7.3	UJ	-	UG/KG	I
SW8270C/NONE	SO	072SB-0022-0001-SO	240-18441-7	N	Acenaphthylene	7.3	7.3	7.3	UJ	-	UG/KG	I
SW8270C/NONE	SO	072SB-0022-0001-SO	240-18441-7	N	Anthracene	7.3	7.3	7.3	UJ	-	UG/KG	I
SW8270C/NONE	SO	072SB-0022-0001-SO	240-18441-7	N	Benzo(a)anthracene	7.3	7.3	7.3	UJ	-	UG/KG	I
SW8270C/NONE	SO	072SB-0022-0001-SO	240-18441-7	N	Benzo(a)pyrene	7.3	7.3	7.3	UJ	-	UG/KG	I
SW8270C/NONE	SO	072SB-0022-0001-SO	240-18441-7	N	Benzo(b)fluoranthene	7.3	9.4	9.4	J	-	UG/KG	I
SW8270C/NONE	SO	072SB-0022-0001-SO	240-18441-7	N	Benzo(g,h,i)perylene	7.3	7.3	7.3	UJ	-	UG/KG	I
SW8270C/NONE	SO	072SB-0022-0001-SO	240-18441-7	N	Benzo(k)fluoranthene	7.3	6.1	6.1	J	-	UG/KG	I/TR
SW8270C/NONE	SO	072SB-0022-0001-SO	240-18441-7	N	Chrysene	7.3	7.3	7.3	UJ	-	UG/KG	I
SW8270C/NONE	SO	072SB-0022-0001-SO	240-18441-7	N	Dibenz(a,h)anthracene	7.3	7.3	7.3	UJ	-	UG/KG	I
SW8270C/NONE	SO	072SB-0022-0001-SO	240-18441-7	N	Fluoranthene	7.3	7.3	7.3	UJ	-	UG/KG	I
SW8270C/NONE	SO	072SB-0022-0001-SO	240-18441-7	N	Fluorene	7.3	7.3	7.3	UJ	-	UG/KG	I
SW8270C/NONE	SO	072SB-0022-0001-SO	240-18441-7	N	Indeno(1,2,3-c,d)Pyrene	7.3	7.3	7.3	UJ	-	UG/KG	I
SW8270C/NONE	SO	072SB-0022-0001-SO	240-18441-7	N	Naphthalene	7.3	7.3	7.3	UJ	-	UG/KG	I
SW8270C/NONE	SO	072SB-0022-0001-SO	240-18441-7	N	Phenanthrene	7.3	7.3	7.3	UJ	-	UG/KG	I
SW8270C/NONE	SO	072SB-0022-0001-SO	240-18441-7	N	Pyrene	7.3	7.3	7.3	UJ	-	UG/KG	I

SW8270C/NONE	SO	072SB-0023-0001-SO	240-18441-8	N	Benzo(b)fluoranthene	7.4	7.2	7.2 J		UG/KG	TR
SW8270C/NONE	SO	072SB-0024-0001-SO	240-18441-9	N	Acenaphthene	7.2	7.2	7.2 UJ	-	UG/KG	I
SW8270C/NONE	SO	072SB-0024-0001-SO	240-18441-9	N	Acenaphthylene	7.2	7.2	7.2 UJ	-	UG/KG	I
SW8270C/NONE	SO	072SB-0024-0001-SO	240-18441-9	N	Anthracene	7.2	7.2	7.2 UJ	-	UG/KG	I
SW8270C/NONE	SO	072SB-0024-0001-SO	240-18441-9	N	Benzo(a)anthracene	7.2	8.3	8.3 J	-	UG/KG	I
SW8270C/NONE	SO	072SB-0024-0001-SO	240-18441-9	N	Benzo(a)pyrene	7.2	7.2	7.2 UJ	-	UG/KG	I
SW8270C/NONE	SO	072SB-0024-0001-SO	240-18441-9	N	Benzo(b)fluoranthene	7.2	13.0	13.0 J	-	UG/KG	I
SW8270C/NONE	SO	072SB-0024-0001-SO	240-18441-9	N	Benzo(g,h,i)perylene	7.2	7.2	7.2 UJ	-	UG/KG	I
SW8270C/NONE	SO	072SB-0024-0001-SO	240-18441-9	N	Benzo(k)fluoranthene	7.2	6.9	6.9 J	-	UG/KG	I/TR
SW8270C/NONE	SO	072SB-0024-0001-SO	240-18441-9	N	Chrysene	7.2	5.6	5.6 J	-	UG/KG	I/TR
SW8270C/NONE	SO	072SB-0024-0001-SO	240-18441-9	N	Dibenz(a,h)anthracene	7.2	7.2	7.2 UJ	-	UG/KG	I
SW8270C/NONE	SO	072SB-0024-0001-SO	240-18441-9	N	Fluoranthene	7.2	3.7	3.7 J	-	UG/KG	I/TR
SW8270C/NONE	SO	072SB-0024-0001-SO	240-18441-9	N	Fluorene	7.2	7.2	7.2 UJ	-	UG/KG	I
SW8270C/NONE	SO	072SB-0024-0001-SO	240-18441-9	N	Indeno(1,2,3-c,d)Pyrene	7.2	7.2	7.2 UJ	-	UG/KG	I
SW8270C/NONE	SO	072SB-0024-0001-SO	240-18441-9	N	Naphthalene	7.2	4.2	4.2 J	-	UG/KG	I/TR
SW8270C/NONE	SO	072SB-0024-0001-SO	240-18441-9	N	Phenanthrene	7.2	7.2	7.2 J	-	UG/KG	I
SW8270C/NONE	SO	072SB-0024-0001-SO	240-18441-9	N	Pyrene	7.2	5.2	5.2 J	-	UG/KG	I/TR
SW8270C/NONE	SO	072SB-0026-0001-SO	240-18441-11	N	1,2,4-Trichlorobenzene	52.0	52.0	52.0 UJ	-	UG/KG	I
SW8270C/NONE	SO	072SB-0026-0001-SO	240-18441-11	N	1,2-Dichlorobenzene	52.0	52.0	52.0 UJ	-	UG/KG	I
SW8270C/NONE	SO	072SB-0026-0001-SO	240-18441-11	N	1,3-Dichlorobenzene	52.0	52.0	52.0 UJ	-	UG/KG	I
SW8270C/NONE	SO	072SB-0026-0001-SO	240-18441-11	N	1,4-Dichlorobenzene	52.0	52.0	52.0 UJ	-	UG/KG	I
SW8270C/NONE	SO	072SB-0026-0001-SO	240-18441-11	N	2,4-Dinitrotoluene	210	210	210 UJ	-	UG/KG	I
SW8270C/NONE	SO	072SB-0026-0001-SO	240-18441-11	N	2,6-Dinitrotoluene	210	210	210 UJ	-	UG/KG	I
SW8270C/NONE	SO	072SB-0026-0001-SO	240-18441-11	N	2-Chloronaphthalene	52.0	52.0	52.0 UJ	-	UG/KG	I
SW8270C/NONE	SO	072SB-0026-0001-SO	240-18441-11	N	2-Methylnaphthalene	6.9	100	100 J	-	UG/KG	I/d
SW8270C/NONE	SO	072SB-0026-0001-SO	240-18441-11	N	2-Nitroaniline	210	210	210 UJ	-	UG/KG	I
SW8270C/NONE	SO	072SB-0026-0001-SO	240-18441-11	N	3,3'-Dichlorobenzidine	100	100	100 UJ	-	UG/KG	I/V1
SW8270C/NONE	SO	072SB-0026-0001-SO	240-18441-11	N	3-Nitroaniline	210	210	210 UJ	-	UG/KG	I
SW8270C/NONE	SO	072SB-0026-0001-SO	240-18441-11	N	4-Bromophenyl phenyl ether	52.0	52.0	52.0 UJ	-	UG/KG	I
SW8270C/NONE	SO	072SB-0026-0001-SO	240-18441-11	N	4-Chloroaniline	150	150	150 UJ	-	UG/KG	I
SW8270C/NONE	SO	072SB-0026-0001-SO	240-18441-11	N	4-Chlorophenyl Phenyl Ether	52.0	52.0	52.0 UJ	-	UG/KG	I
SW8270C/NONE	SO	072SB-0026-0001-SO	240-18441-11	N	4-Nitroaniline	210	210	210 UJ	-	UG/KG	I
SW8270C/NONE	SO	072SB-0026-0001-SO	240-18441-11	N	Acenaphthene	6.9	6.9	6.9 UJ	-	UG/KG	I

SW8270C/NONE	SO	072SB-0026-0001-SO	240-18441-11	N	Acenaphthylene	6.9	6.9	6.9 UJ	-	UG/KG	I
SW8270C/NONE	SO	072SB-0026-0001-SO	240-18441-11	N	Anthracene	6.9	6.9	6.9 UJ	-	UG/KG	I
SW8270C/NONE	SO	072SB-0026-0001-SO	240-18441-11	N	Benzo(a)anthracene	6.9	15.0	15.0 J	-	UG/KG	I/d
SW8270C/NONE	SO	072SB-0026-0001-SO	240-18441-11	N	Benzo(a)pyrene	6.9	18.0	18.0 J	-	UG/KG	I/d
SW8270C/NONE	SO	072SB-0026-0001-SO	240-18441-11	N	Benzo(b)fluoranthene	6.9	16.0	16.0 J	-	UG/KG	I
SW8270C/NONE	SO	072SB-0026-0001-SO	240-18441-11	N	Benzo(g,h,i)perylene	6.9	140	140 J	-	UG/KG	I/d
SW8270C/NONE	SO	072SB-0026-0001-SO	240-18441-11	N	Benzo(k)fluoranthene	6.9	5.8	5.8 J	-	UG/KG	I/TR
SW8270C/NONE	SO	072SB-0026-0001-SO	240-18441-11	N	Benzyl butyl phthalate	52.0	52.0	52.0 UJ	-	UG/KG	I
SW8270C/NONE	SO	072SB-0026-0001-SO	240-18441-11	N	bis(2-Chloroethoxy) Methane	100	100	100 UJ	-	UG/KG	I
SW8270C/NONE	SO	072SB-0026-0001-SO	240-18441-11	N	bis(2-Chloroethyl) Ether (2-Chloroethyl Ether)	100	100	100 UJ	-	UG/KG	I
SW8270C/NONE	SO	072SB-0026-0001-SO	240-18441-11	N	bis(2-Chloroisopropyl) Ether	100	100	100 UJ	-	UG/KG	I
SW8270C/NONE	SO	072SB-0026-0001-SO	240-18441-11	N	bis(2-Ethylhexyl) Phthalate	52.0	52.0	52.0 UJ	-	UG/KG	I
SW8270C/NONE	SO	072SB-0026-0001-SO	240-18441-11	N	Carbazole	52.0	52.0	52.0 UJ	-	UG/KG	I
SW8270C/NONE	SO	072SB-0026-0001-SO	240-18441-11	N	Chrysene	6.9	9.1	9.1 J	-	UG/KG	I
SW8270C/NONE	SO	072SB-0026-0001-SO	240-18441-11	N	Dibenz(a,h)anthracene	6.9	6.9	6.9 UJ	-	UG/KG	I
SW8270C/NONE	SO	072SB-0026-0001-SO	240-18441-11	N	Dibenzofuran	52.0	16.0	16.0 J	-	UG/KG	I/TR
SW8270C/NONE	SO	072SB-0026-0001-SO	240-18441-11	N	Diethyl Phthalate	52.0	52.0	52.0 UJ	-	UG/KG	I
SW8270C/NONE	SO	072SB-0026-0001-SO	240-18441-11	N	Dimethyl Phthalate	52.0	52.0	52.0 UJ	-	UG/KG	I
SW8270C/NONE	SO	072SB-0026-0001-SO	240-18441-11	N	Di-n-Butyl Phthalate	52.0	52.0	52.0 UJ	-	UG/KG	I
SW8270C/NONE	SO	072SB-0026-0001-SO	240-18441-11	N	Di-n-Octylphthalate	52.0	52.0	52.0 UJ	-	UG/KG	I
SW8270C/NONE	SO	072SB-0026-0001-SO	240-18441-11	N	Fluoranthene	6.9	12.0	12.0 J	-	UG/KG	I
SW8270C/NONE	SO	072SB-0026-0001-SO	240-18441-11	N	Fluorene	6.9	8.4	8.4 J	-	UG/KG	I
SW8270C/NONE	SO	072SB-0026-0001-SO	240-18441-11	N	Hexachlorobenzene	6.9	6.9	6.9 UJ	-	UG/KG	I/V1
SW8270C/NONE	SO	072SB-0026-0001-SO	240-18441-11	N	Hexachlorobutadiene	52.0	52.0	52.0 UJ	-	UG/KG	I
SW8270C/NONE	SO	072SB-0026-0001-SO	240-18441-11	N	Hexachlorocyclopentadiene	340	340	340 UJ	-	UG/KG	I
SW8270C/NONE	SO	072SB-0026-0001-SO	240-18441-11	N	Hexachloroethane	52.0	52.0	52.0 UJ	-	UG/KG	I
SW8270C/NONE	SO	072SB-0026-0001-SO	240-18441-11	N	Indeno(1,2,3-c,d)Pyrene	6.9	17.0	17.0 J	-	UG/KG	I
SW8270C/NONE	SO	072SB-0026-0001-SO	240-18441-11	N	Isophorone	52.0	52.0	52.0 UJ	-	UG/KG	I
SW8270C/NONE	SO	072SB-0026-0001-SO	240-18441-11	N	Naphthalene	6.9	29.0	29.0 J	-	UG/KG	I/d
SW8270C/NONE	SO	072SB-0026-0001-SO	240-18441-11	N	Nitrobenzene	100	100	100 UJ	-	UG/KG	I
SW8270C/NONE	SO	072SB-0026-0001-SO	240-18441-11	N	n-Nitrosodi-n-propylamine	52.0	52.0	52.0 UJ	-	UG/KG	I
SW8270C/NONE	SO	072SB-0026-0001-SO	240-18441-11	N	n-Nitrosodiphenylamine	52.0	52.0	52.0 UJ	-	UG/KG	I
SW8270C/NONE	SO	072SB-0026-0001-SO	240-18441-11	N	Pentachlorophenol	150	150	150 UJ	-	UG/KG	M

SW8270C/NONE	SO	072SB-0026-0001-SO	240-18441-11	N	Phenanthrene	6.9	50.0	50.0 J	-	UG/KG	I
SW8270C/NONE	SO	072SB-0026-0001-SO	240-18441-11	N	Pyrene	6.9	16.0	16.0 J	-	UG/KG	I/d
SW8270C/NONE	SO	072SB-0026-0002-SO	240-18441-17	N	Hexachlorocyclopentadiene	340	340	340 UJ	-	UG/KG	H2
SW8270C/NONE	SO	072SB-0027-0001-SO	240-18441-12	FD	2-Methylnaphthalene	6.9	11.0	11.0 J		UG/KG	d
SW8270C/NONE	SO	072SB-0027-0001-SO	240-18441-12	FD	3,3'-Dichlorobenzidine	100	100	100 UJ		UG/KG	V1
SW8270C/NONE	SO	072SB-0027-0001-SO	240-18441-12	FD	Benzo(a)anthracene	6.9	4.4	4.4 J		UG/KG	TR/d
SW8270C/NONE	SO	072SB-0027-0001-SO	240-18441-12	FD	Benzo(a)pyrene	6.9	6.9	6.9 UJ		UG/KG	d
SW8270C/NONE	SO	072SB-0027-0001-SO	240-18441-12	FD	Benzo(g,h,i)perylene	6.9	42.0	42.0 J		UG/KG	d
SW8270C/NONE	SO	072SB-0027-0001-SO	240-18441-12	FD	bis(2-Ethylhexyl) Phthalate	52.0	25.0	25.0 J		UG/KG	TR
SW8270C/NONE	SO	072SB-0027-0001-SO	240-18441-12	FD	Dibenzofuran	52.0	8.7	8.7 J		UG/KG	TR
SW8270C/NONE	SO	072SB-0027-0001-SO	240-18441-12	FD	Naphthalene	6.9	14.0	14.0 J		UG/KG	d
SW8270C/NONE	SO	072SB-0027-0001-SO	240-18441-12	FD	Pyrene	6.9	7.1	7.1 J		UG/KG	d
SW8270C/NONE	SO	072SB-0028-0001-SO	240-18441-13	N	1,2,4-Trichlorobenzene	52.0	52.0	52.0 UJ	-	UG/KG	H2
SW8270C/NONE	SO	072SB-0028-0001-SO	240-18441-13	N	1,2-Dichlorobenzene	52.0	52.0	52.0 UJ	-	UG/KG	H2
SW8270C/NONE	SO	072SB-0028-0001-SO	240-18441-13	N	1,3-Dichlorobenzene	52.0	52.0	52.0 UJ	-	UG/KG	H2
SW8270C/NONE	SO	072SB-0028-0001-SO	240-18441-13	N	1,4-Dichlorobenzene	52.0	52.0	52.0 UJ	-	UG/KG	H2
SW8270C/NONE	SO	072SB-0028-0001-SO	240-18441-13	N	2,4,5-Trichlorophenol	160	160	160 UJ	-	UG/KG	H2
SW8270C/NONE	SO	072SB-0028-0001-SO	240-18441-13	N	2,4,6-Trichlorophenol	160	160	160 UJ	-	UG/KG	H2
SW8270C/NONE	SO	072SB-0028-0001-SO	240-18441-13	N	2,4-Dichlorophenol	160	160	160 UJ	-	UG/KG	H2
SW8270C/NONE	SO	072SB-0028-0001-SO	240-18441-13	N	2,4-Dimethylphenol	160	160	160 UJ	-	UG/KG	H2
SW8270C/NONE	SO	072SB-0028-0001-SO	240-18441-13	N	2,4-Dinitrophenol	340	340	340 UJ	-	UG/KG	H2
SW8270C/NONE	SO	072SB-0028-0001-SO	240-18441-13	N	2,4-Dinitrotoluene	210	210	210 UJ	-	UG/KG	H2/J
SW8270C/NONE	SO	072SB-0028-0001-SO	240-18441-13	N	2,6-Dinitrotoluene	210	210	210 UJ	-	UG/KG	H2
SW8270C/NONE	SO	072SB-0028-0001-SO	240-18441-13	N	2-Chloronaphthalene	52.0	52.0	52.0 UJ	-	UG/KG	H2
SW8270C/NONE	SO	072SB-0028-0001-SO	240-18441-13	N	2-Chlorophenol	52.0	52.0	52.0 UJ	-	UG/KG	H2
SW8270C/NONE	SO	072SB-0028-0001-SO	240-18441-13	N	2-Methylnaphthalene	7.0	67.0	67.0 J	-	UG/KG	H2
SW8270C/NONE	SO	072SB-0028-0001-SO	240-18441-13	N	2-Methylphenol (o-Cresol)	210	210	210 UJ	-	UG/KG	H2
SW8270C/NONE	SO	072SB-0028-0001-SO	240-18441-13	N	2-Nitroaniline	210	210	210 UJ	-	UG/KG	H2
SW8270C/NONE	SO	072SB-0028-0001-SO	240-18441-13	N	2-Nitrophenol	52.0	52.0	52.0 UJ	-	UG/KG	H2
SW8270C/NONE	SO	072SB-0028-0001-SO	240-18441-13	N	3,3'-Dichlorobenzidine	100	100	100 UJ	-	UG/KG	H2/V1
SW8270C/NONE	SO	072SB-0028-0001-SO	240-18441-13	N	3-Nitroaniline	210	210	210 UJ	-	UG/KG	H2
SW8270C/NONE	SO	072SB-0028-0001-SO	240-18441-13	N	4,6-Dinitro-2-Methylphenol	160	160	160 UJ	-	UG/KG	H2/J
SW8270C/NONE	SO	072SB-0028-0001-SO	240-18441-13	N	4-Bromophenyl phenyl ether	52.0	52.0	52.0 UJ	-	UG/KG	H2

SW8270C/NONE	SO	072SB-0028-0001-SO	240-18441-13	N	4-Chloro-3-Methylphenol	160	160	160 UJ	-	UG/KG	H2
SW8270C/NONE	SO	072SB-0028-0001-SO	240-18441-13	N	4-Chloroaniline	160	160	160 UJ	-	UG/KG	H2
SW8270C/NONE	SO	072SB-0028-0001-SO	240-18441-13	N	4-Chlorophenyl Phenyl Ether	52.0	52.0	52.0 UJ	-	UG/KG	H2
SW8270C/NONE	SO	072SB-0028-0001-SO	240-18441-13	N	4-Nitroaniline	210	210	210 UJ	-	UG/KG	H2
SW8270C/NONE	SO	072SB-0028-0001-SO	240-18441-13	N	4-Nitrophenol	340	340	340 UJ	-	UG/KG	H2
SW8270C/NONE	SO	072SB-0028-0001-SO	240-18441-13	N	Acenaphthene	7.0	7.0	7.0 UJ	-	UG/KG	H2
SW8270C/NONE	SO	072SB-0028-0001-SO	240-18441-13	N	Acenaphthylene	7.0	7.0	7.0 UJ	-	UG/KG	H2
SW8270C/NONE	SO	072SB-0028-0001-SO	240-18441-13	N	Anthracene	7.0	7.0	7.0 UJ	-	UG/KG	H2
SW8270C/NONE	SO	072SB-0028-0001-SO	240-18441-13	N	Benzo(a)anthracene	7.0	11.0	11.0 J	-	UG/KG	H2
SW8270C/NONE	SO	072SB-0028-0001-SO	240-18441-13	N	Benzo(a)pyrene	7.0	11.0	11.0 J	-	UG/KG	H2
SW8270C/NONE	SO	072SB-0028-0001-SO	240-18441-13	N	Benzo(b)fluoranthene	7.0	13.0	13.0 J	-	UG/KG	H2
SW8270C/NONE	SO	072SB-0028-0001-SO	240-18441-13	N	Benzo(g,h,i)perylene	7.0	84.0	84.0 J	-	UG/KG	H2
SW8270C/NONE	SO	072SB-0028-0001-SO	240-18441-13	N	Benzo(k)fluoranthene	7.0	4.8	4.8 J	-	UG/KG	H2/TR
SW8270C/NONE	SO	072SB-0028-0001-SO	240-18441-13	N	Benzoic acid	690	690	690 UJ	-	UG/KG	H2/J
SW8270C/NONE	SO	072SB-0028-0001-SO	240-18441-13	N	Benzyl alcohol	340	340	340 UJ	-	UG/KG	H2
SW8270C/NONE	SO	072SB-0028-0001-SO	240-18441-13	N	Benzyl butyl phthalate	52.0	52.0	52.0 UJ	-	UG/KG	H2
SW8270C/NONE	SO	072SB-0028-0001-SO	240-18441-13	N	bis(2-Chloroethoxy) Methane	100	100	100 UJ	-	UG/KG	H2
SW8270C/NONE	SO	072SB-0028-0001-SO	240-18441-13	N	bis(2-Chloroethyl) Ether (2-Chloroethyl Ether)	100	100	100 UJ	-	UG/KG	H2
SW8270C/NONE	SO	072SB-0028-0001-SO	240-18441-13	N	bis(2-Chloroisopropyl) Ether	100	100	100 UJ	-	UG/KG	H2
SW8270C/NONE	SO	072SB-0028-0001-SO	240-18441-13	N	bis(2-Ethylhexyl) Phthalate	52.0	52.0	52.0 UJ	-	UG/KG	H2
SW8270C/NONE	SO	072SB-0028-0001-SO	240-18441-13	N	Carbazole	52.0	52.0	52.0 UJ	-	UG/KG	H2
SW8270C/NONE	SO	072SB-0028-0001-SO	240-18441-13	N	Chrysene	7.0	7.7	7.7 J	-	UG/KG	H2
SW8270C/NONE	SO	072SB-0028-0001-SO	240-18441-13	N	Cresols, m & p	420	420	420 UJ	-	UG/KG	H2
SW8270C/NONE	SO	072SB-0028-0001-SO	240-18441-13	N	Dibenz(a,h)anthracene	7.0	7.0	7.0 UJ	-	UG/KG	H2
SW8270C/NONE	SO	072SB-0028-0001-SO	240-18441-13	N	Dibenzofuran	52.0	14.0	14.0 J	-	UG/KG	H2/TR
SW8270C/NONE	SO	072SB-0028-0001-SO	240-18441-13	N	Diethyl Phthalate	52.0	52.0	52.0 UJ	-	UG/KG	H2
SW8270C/NONE	SO	072SB-0028-0001-SO	240-18441-13	N	Dimethyl Phthalate	52.0	52.0	52.0 UJ	-	UG/KG	H2
SW8270C/NONE	SO	072SB-0028-0001-SO	240-18441-13	N	Di-n-Butyl Phthalate	52.0	52.0	52.0 UJ	-	UG/KG	H2
SW8270C/NONE	SO	072SB-0028-0001-SO	240-18441-13	N	Di-n-Octylphthalate	52.0	52.0	52.0 UJ	-	UG/KG	H2
SW8270C/NONE	SO	072SB-0028-0001-SO	240-18441-13	N	Fluoranthene	7.0	11.0	11.0 J	-	UG/KG	H2
SW8270C/NONE	SO	072SB-0028-0001-SO	240-18441-13	N	Fluorene	7.0	4.3	4.3 J	-	UG/KG	H2/TR
SW8270C/NONE	SO	072SB-0028-0001-SO	240-18441-13	N	Hexachlorobenzene	7.0	7.0	7.0 UJ	-	UG/KG	H2/V1
SW8270C/NONE	SO	072SB-0028-0001-SO	240-18441-13	N	Hexachlorobutadiene	52.0	52.0	52.0 UJ	-	UG/KG	H2

SW8270C/NONE	SO	072SB-0028-0001-SO	240-18441-13	N	Hexachlorocyclopentadiene	340	340	340 UJ	-	UG/KG	H2
SW8270C/NONE	SO	072SB-0028-0001-SO	240-18441-13	N	Hexachloroethane	52.0	52.0	52.0 UJ	-	UG/KG	H2
SW8270C/NONE	SO	072SB-0028-0001-SO	240-18441-13	N	Indeno(1,2,3-c,d)Pyrene	7.0	13.0	13.0 J	-	UG/KG	H2
SW8270C/NONE	SO	072SB-0028-0001-SO	240-18441-13	N	Isophorone	52.0	52.0	52.0 UJ	-	UG/KG	H2
SW8270C/NONE	SO	072SB-0028-0001-SO	240-18441-13	N	Naphthalene	7.0	27.0	27.0 J	-	UG/KG	H2
SW8270C/NONE	SO	072SB-0028-0001-SO	240-18441-13	N	Nitrobenzene	100	100	100 UJ	-	UG/KG	H2
SW8270C/NONE	SO	072SB-0028-0001-SO	240-18441-13	N	n-Nitrosodi-n-propylamine	52.0	52.0	52.0 UJ	-	UG/KG	H2
SW8270C/NONE	SO	072SB-0028-0001-SO	240-18441-13	N	n-Nitrosodiphenylamine	52.0	52.0	52.0 UJ	-	UG/KG	H2
SW8270C/NONE	SO	072SB-0028-0001-SO	240-18441-13	N	Pentachlorophenol	160	160	160 UJ	-	UG/KG	H2/J
SW8270C/NONE	SO	072SB-0028-0001-SO	240-18441-13	N	Phenanthrene	7.0	43.0	43.0 J	-	UG/KG	H2
SW8270C/NONE	SO	072SB-0028-0001-SO	240-18441-13	N	Phenol	52.0	52.0	52.0 UJ	-	UG/KG	H2
SW8270C/NONE	SO	072SB-0028-0001-SO	240-18441-13	N	Pyrene	7.0	16.0	16.0 J	-	UG/KG	H2
SW8270C/NONE	SO	072SB-0029-0001-SO	240-18441-14	N	3,3'-Dichlorobenzidine	100	100	100 UJ		UG/KG	V1
SW8270C/NONE	SO	072SB-0029-0001-SO	240-18441-14	N	Benzo(k)fluoranthene	6.9	4.4	4.4 J		UG/KG	TR
SW8270C/NONE	SO	072SB-0029-0001-SO	240-18441-14	N	bis(2-Ethylhexyl) Phthalate	52.0	22.0	22.0 J		UG/KG	TR
SW8270C/NONE	SO	072SB-0029-0001-SO	240-18441-14	N	Dibenzofuran	52.0	15.0	15.0 J		UG/KG	TR
SW8270C/NONE	SO	072SB-0030-0001-SO	240-18441-15	N	3,3'-Dichlorobenzidine	100	100	100 UJ		UG/KG	V1
SW8270C/NONE	SO	072SB-0030-0001-SO	240-18441-15	N	Benzo(k)fluoranthene	6.8	5.3	5.3 J		UG/KG	TR
SW8270C/NONE	SO	072SB-0030-0001-SO	240-18441-15	N	bis(2-Ethylhexyl) Phthalate	51.0	20.0	20.0 J		UG/KG	TR
SW8270C/NONE	SO	072SB-0030-0001-SO	240-18441-15	N	Dibenzofuran	51.0	14.0	14.0 J		UG/KG	TR
SW8270C/NONE	SO	072SB-0030-0001-SO	240-18441-15	N	Fluorene	6.8	5.2	5.2 J		UG/KG	TR
SW8270C/NONE	SO	072SB-0031-0001-SO	240-18441-16	N	3,3'-Dichlorobenzidine	110	110	110 UJ		UG/KG	V1
SW8270C/NONE	SO	072SB-0031-0001-SO	240-18441-16	N	Benzo(k)fluoranthene	7.0	6.1	6.1 J		UG/KG	TR
SW8270C/NONE	SO	072SB-0031-0001-SO	240-18441-16	N	bis(2-Ethylhexyl) Phthalate	53.0	22.0	22.0 J		UG/KG	TR
SW8270C/NONE	SO	072SB-0031-0001-SO	240-18441-16	N	Dibenzofuran	53.0	16.0	16.0 J		UG/KG	TR
SW8270C/NONE	SO	072SB-0032-0001-SO	240-18441-17	N	1,2,4-Trichlorobenzene	52.0	52.0	52.0 UJ	-	UG/KG	H2
SW8270C/NONE	SO	072SB-0032-0001-SO	240-18441-17	N	1,2-Dichlorobenzene	52.0	52.0	52.0 UJ	-	UG/KG	H2
SW8270C/NONE	SO	072SB-0032-0001-SO	240-18441-17	N	1,3-Dichlorobenzene	52.0	52.0	52.0 UJ	-	UG/KG	H2
SW8270C/NONE	SO	072SB-0032-0001-SO	240-18441-17	N	1,4-Dichlorobenzene	52.0	52.0	52.0 UJ	-	UG/KG	H2
SW8270C/NONE	SO	072SB-0032-0001-SO	240-18441-17	N	2,4,5-Trichlorophenol	160	160	160 UJ	-	UG/KG	H2
SW8270C/NONE	SO	072SB-0032-0001-SO	240-18441-17	N	2,4,6-Trichlorophenol	160	160	160 UJ	-	UG/KG	H2
SW8270C/NONE	SO	072SB-0032-0001-SO	240-18441-17	N	2,4-Dichlorophenol	160	160	160 UJ	-	UG/KG	H2
SW8270C/NONE	SO	072SB-0032-0001-SO	240-18441-17	N	2,4-Dimethylphenol	160	160	160 UJ	-	UG/KG	H2

SW8270C/NONE	SO	072SB-0032-0001-SO	240-18441-17	N	2,4-Dinitrophenol	340	340	340 UJ	-	UG/KG	H2/J
SW8270C/NONE	SO	072SB-0032-0001-SO	240-18441-17	N	2,4-Dinitrotoluene	210	210	210 UJ	-	UG/KG	H2
SW8270C/NONE	SO	072SB-0032-0001-SO	240-18441-17	N	2,6-Dinitrotoluene	210	210	210 UJ	-	UG/KG	H2
SW8270C/NONE	SO	072SB-0032-0001-SO	240-18441-17	N	2-Chloronaphthalene	52.0	52.0	52.0 UJ	-	UG/KG	H2
SW8270C/NONE	SO	072SB-0032-0001-SO	240-18441-17	N	2-Chlorophenol	52.0	52.0	52.0 UJ	-	UG/KG	H2
SW8270C/NONE	SO	072SB-0032-0001-SO	240-18441-17	N	2-Methylnaphthalene	7.0	120	120 J	-	UG/KG	H2
SW8270C/NONE	SO	072SB-0032-0001-SO	240-18441-17	N	2-Methylphenol (o-Cresol)	210	210	210 UJ	-	UG/KG	H2
SW8270C/NONE	SO	072SB-0032-0001-SO	240-18441-17	N	2-Nitroaniline	210	210	210 UJ	-	UG/KG	H2
SW8270C/NONE	SO	072SB-0032-0001-SO	240-18441-17	N	2-Nitrophenol	52.0	52.0	52.0 UJ	-	UG/KG	H2
SW8270C/NONE	SO	072SB-0032-0001-SO	240-18441-17	N	3,3'-Dichlorobenzidine	100	100	100 UJ	-	UG/KG	H2/V1
SW8270C/NONE	SO	072SB-0032-0001-SO	240-18441-17	N	3-Nitroaniline	210	210	210 UJ	-	UG/KG	H2
SW8270C/NONE	SO	072SB-0032-0001-SO	240-18441-17	N	4,6-Dinitro-2-Methylphenol	160	160	160 UJ	-	UG/KG	H2/J
SW8270C/NONE	SO	072SB-0032-0001-SO	240-18441-17	N	4-Bromophenyl phenyl ether	52.0	52.0	52.0 UJ	-	UG/KG	H2
SW8270C/NONE	SO	072SB-0032-0001-SO	240-18441-17	N	4-Chloro-3-Methylphenol	160	160	160 UJ	-	UG/KG	H2
SW8270C/NONE	SO	072SB-0032-0001-SO	240-18441-17	N	4-Chloroaniline	160	160	160 UJ	-	UG/KG	H2
SW8270C/NONE	SO	072SB-0032-0001-SO	240-18441-17	N	4-Chlorophenyl Phenyl Ether	52.0	52.0	52.0 UJ	-	UG/KG	H2
SW8270C/NONE	SO	072SB-0032-0001-SO	240-18441-17	N	4-Nitroaniline	210	210	210 UJ	-	UG/KG	H2
SW8270C/NONE	SO	072SB-0032-0001-SO	240-18441-17	N	4-Nitrophenol	340	340	340 UJ	-	UG/KG	H2
SW8270C/NONE	SO	072SB-0032-0001-SO	240-18441-17	N	Acenaphthene	7.0	5.1	5.1 J	-	UG/KG	H2/TR
SW8270C/NONE	SO	072SB-0032-0001-SO	240-18441-17	N	Acenaphthylene	7.0	3.7	3.7 J	-	UG/KG	H2/TR
SW8270C/NONE	SO	072SB-0032-0001-SO	240-18441-17	N	Anthracene	7.0	7.1	7.1 J	-	UG/KG	H2
SW8270C/NONE	SO	072SB-0032-0001-SO	240-18441-17	N	Benzo(a)anthracene	7.0	7.0	7.0 UJ	-	UG/KG	H2
SW8270C/NONE	SO	072SB-0032-0001-SO	240-18441-17	N	Benzo(a)pyrene	7.0	22.0	22.0 J	-	UG/KG	H2
SW8270C/NONE	SO	072SB-0032-0001-SO	240-18441-17	N	Benzo(b)fluoranthene	7.0	21.0	21.0 J	-	UG/KG	H2
SW8270C/NONE	SO	072SB-0032-0001-SO	240-18441-17	N	Benzo(g,h,i)perylene	7.0	130	130 J	-	UG/KG	H2
SW8270C/NONE	SO	072SB-0032-0001-SO	240-18441-17	N	Benzo(k)fluoranthene	7.0	7.9	7.9 J	-	UG/KG	H2
SW8270C/NONE	SO	072SB-0032-0001-SO	240-18441-17	N	Benzoic acid	690	690	690 UJ	-	UG/KG	H2/J
SW8270C/NONE	SO	072SB-0032-0001-SO	240-18441-17	N	Benzyl alcohol	340	340	340 UJ	-	UG/KG	H2
SW8270C/NONE	SO	072SB-0032-0001-SO	240-18441-17	N	Benzyl butyl phthalate	52.0	52.0	52.0 UJ	-	UG/KG	H2
SW8270C/NONE	SO	072SB-0032-0001-SO	240-18441-17	N	bis(2-Chloroethoxy) Methane	100	100	100 UJ	-	UG/KG	H2
SW8270C/NONE	SO	072SB-0032-0001-SO	240-18441-17	N	bis(2-Chloroethyl) Ether (2-Chloroethyl Ether)	100	100	100 UJ	-	UG/KG	H2
SW8270C/NONE	SO	072SB-0032-0001-SO	240-18441-17	N	bis(2-Chloroisopropyl) Ether	100	100	100 UJ	-	UG/KG	H2
SW8270C/NONE	SO	072SB-0032-0001-SO	240-18441-17	N	bis(2-Ethylhexyl) Phthalate	52.0	24.0	24.0 J	-	UG/KG	H2/TR

SW8270C/NONE	SO	072SB-0032-0001-SO	240-18441-17	N	Carbazole	52.0	52.0	52.0 UJ	-	UG/KG	H2
SW8270C/NONE	SO	072SB-0032-0001-SO	240-18441-17	N	Chrysene	7.0	7.0	7.0 UJ	-	UG/KG	H2
SW8270C/NONE	SO	072SB-0032-0001-SO	240-18441-17	N	Cresols, m & p	420	420	420 UJ	-	UG/KG	H2
SW8270C/NONE	SO	072SB-0032-0001-SO	240-18441-17	N	Dibenz(a,h)anthracene	7.0	11.0	11.0 J	-	UG/KG	H2
SW8270C/NONE	SO	072SB-0032-0001-SO	240-18441-17	N	Dibenzofuran	52.0	20.0	20.0 J	-	UG/KG	H2/TR
SW8270C/NONE	SO	072SB-0032-0001-SO	240-18441-17	N	Diethyl Phthalate	52.0	52.0	52.0 UJ	-	UG/KG	H2
SW8270C/NONE	SO	072SB-0032-0001-SO	240-18441-17	N	Dimethyl Phthalate	52.0	52.0	52.0 UJ	-	UG/KG	H2
SW8270C/NONE	SO	072SB-0032-0001-SO	240-18441-17	N	Di-n-Butyl Phthalate	52.0	52.0	52.0 UJ	-	UG/KG	H2
SW8270C/NONE	SO	072SB-0032-0001-SO	240-18441-17	N	Di-n-Octylphthalate	52.0	52.0	52.0 UJ	-	UG/KG	H2
SW8270C/NONE	SO	072SB-0032-0001-SO	240-18441-17	N	Fluoranthene	7.0	20.0	20.0 J	-	UG/KG	H2
SW8270C/NONE	SO	072SB-0032-0001-SO	240-18441-17	N	Fluorene	7.0	11.0	11.0 J	-	UG/KG	H2
SW8270C/NONE	SO	072SB-0032-0001-SO	240-18441-17	N	Hexachlorobenzene	7.0	7.0	7.0 UJ	-	UG/KG	H2/V1
SW8270C/NONE	SO	072SB-0032-0001-SO	240-18441-17	N	Hexachlorobutadiene	52.0	52.0	52.0 UJ	-	UG/KG	H2
SW8270C/NONE	SO	072SB-0032-0001-SO	240-18441-17	N	Hexachlorocyclopentadiene	340	340	340 UJ	-	UG/KG	H2
SW8270C/NONE	SO	072SB-0032-0001-SO	240-18441-17	N	Hexachloroethane	52.0	52.0	52.0 UJ	-	UG/KG	H2
SW8270C/NONE	SO	072SB-0032-0001-SO	240-18441-17	N	Indeno(1,2,3-c,d)Pyrene	7.0	22.0	22.0 J	-	UG/KG	H2
SW8270C/NONE	SO	072SB-0032-0001-SO	240-18441-17	N	Isophorone	52.0	52.0	52.0 UJ	-	UG/KG	H2
SW8270C/NONE	SO	072SB-0032-0001-SO	240-18441-17	N	Naphthalene	7.0	35.0	35.0 J	-	UG/KG	H2
SW8270C/NONE	SO	072SB-0032-0001-SO	240-18441-17	N	Nitrobenzene	100	100	100 UJ	-	UG/KG	H2
SW8270C/NONE	SO	072SB-0032-0001-SO	240-18441-17	N	n-Nitrosodi-n-propylamine	52.0	52.0	52.0 UJ	-	UG/KG	H2
SW8270C/NONE	SO	072SB-0032-0001-SO	240-18441-17	N	n-Nitrosodiphenylamine	52.0	52.0	52.0 UJ	-	UG/KG	H2
SW8270C/NONE	SO	072SB-0032-0001-SO	240-18441-17	N	Pentachlorophenol	160	160	160 UJ	-	UG/KG	H2/J
SW8270C/NONE	SO	072SB-0032-0001-SO	240-18441-17	N	Phenanthrene	7.0	57.0	57.0 J	-	UG/KG	H2
SW8270C/NONE	SO	072SB-0032-0001-SO	240-18441-17	N	Phenol	52.0	52.0	52.0 UJ	-	UG/KG	H2
SW8270C/NONE	SO	072SB-0032-0001-SO	240-18441-17	N	Pyrene	7.0	22.0	22.0 J	-	UG/KG	H2
SW8270C/NONE	SO	073SB-0007M-0001-SO	240-18441-21	N	3,3'-Dichlorobenzidine	510	510	510 UJ		UG/KG	V1
SW8270C/NONE	SO	073SB-0007M-0001-SO	240-18441-21	N	Benzo(g,h,i)perylene	34.0	23.0	23.0 J		UG/KG	TR
SW8270C/NONE	SO	073SB-0007M-0001-SO	240-18441-21	N	Dibenzofuran	250	17.0	17.0 J		UG/KG	TR
SW8270C/NONE	SO	073SB-0007M-0001-SO	240-18441-21	N	Fluoranthene	34.0	33.0	33.0 J		UG/KG	TR
SW8270C/NONE	SO	073SB-0007M-0001-SO	240-18441-21	N	Pentachlorophenol	760	760	760 UJ	-	UG/KG	M
SW8270C/NONE	SO	073SB-0007M-0001-SO	240-18441-21	N	Pyrene	34.0	29.0	29.0 J		UG/KG	TR
SW8270C/NONE	SO	073SB-0008M-0001-SO	240-18441-22	FD	3,3'-Dichlorobenzidine	510	510	510 UJ		UG/KG	V1
SW8270C/NONE	SO	073SB-0008M-0001-SO	240-18441-22	FD	Fluoranthene	34.0	21.0	21.0 J		UG/KG	TR

SW8270C/NONE	SO	073SB-0008M-0001-SO	240-18441-22	FD	Naphthalene	34.0	29.0	29.0 J		UG/KG	TR
SW8270C/NONE	SO	073SB-0008M-0001-SO	240-18441-22	FD	Pyrene	34.0	32.0	32.0 J		UG/KG	TR
SW8270C/NONE	SO	073SB-0009M-0001-SO	240-18441-23	N	2-Methylnaphthalene	33.0	23.0	23.0 J		UG/KG	TR
SW8270C/NONE	SO	073SB-0009M-0001-SO	240-18441-23	N	3,3'-Dichlorobenzidine	490	490	490 UJ		UG/KG	V1
SW8270C/NONE	SO	073SB-0009M-0001-SO	240-18441-23	N	Phenanthrene	33.0	27.0	27.0 J		UG/KG	TR
SW8270C/NONE	SO	073SB-0009M-0001-SO	240-18441-23	N	Pyrene	33.0	17.0	17.0 J		UG/KG	TR
SW8270C/NONE	SO	073SB-0010M-0001-SO	240-18441-24	FD	3,3'-Dichlorobenzidine	500	500	500 UJ		UG/KG	V1
SW8270C/NONE	SO	073SB-0011M-0001-SO	240-18441-25	N	3,3'-Dichlorobenzidine	500	500	500 UJ		UG/KG	V1
SW8270C/NONE	SO	073SB-0012M-0001-SO	240-18441-26	N	2-Methylnaphthalene	33.0	24.0	24.0 J		UG/KG	TR
SW8270C/NONE	SO	073SB-0012M-0001-SO	240-18441-26	N	3,3'-Dichlorobenzidine	490	490	490 UJ		UG/KG	V1
SW8270C/NONE	SO	073SB-0012M-0001-SO	240-18441-26	N	Isophorone	250	74.0	74.0 J		UG/KG	TR
SW8270C/NONE	SO	073SB-0012M-0001-SO	240-18441-26	N	Phenanthrene	33.0	20.0	20.0 J		UG/KG	TR
SW8270C/NONE	SO	073SB-0013M-0001-SO	240-18441-27	N	3,3'-Dichlorobenzidine	500	500	500 UJ		UG/KG	V1
SW8270C/NONE	SO	073SB-0013M-0001-SO	240-18441-27	N	Benzo(g,h,i)perylene	34.0	31.0	31.0 J		UG/KG	TR
SW8270C/NONE	SO	073SB-0013M-0001-SO	240-18441-27	N	Dibenzofuran	250	27.0	27.0 J		UG/KG	TR
SW8270C/NONE	SO	073SB-0014M-0001-SO	240-18441-28	N	2,4-Dichlorophenol	150	150	150 UJ		UG/KG	V1
SW8270C/NONE	SO	073SB-0014M-0001-SO	240-18441-28	N	2,4-Dinitrophenol	330	330	330 UJ	-	UG/KG	J
SW8270C/NONE	SO	073SB-0014M-0001-SO	240-18441-28	N	4,6-Dinitro-2-Methylphenol	150	150	150 UJ	-	UG/KG	J
SW8270C/NONE	SO	073SB-0014M-0001-SO	240-18441-28	N	Benzo(g,h,i)perylene	6.7	5.6	5.6 J	-	UG/KG	TR/J
SW8270C/NONE	SO	073SB-0014M-0001-SO	240-18441-28	N	bis(2-Ethylhexyl) Phthalate	50.0	27.0	27.0 J		UG/KG	TR
SW8270C/NONE	SO	073SB-0014M-0001-SO	240-18441-28	N	Dibenzofuran	50.0	4.7	4.7 J		UG/KG	TR
SW8270C/NONE	SO	073SB-0014M-0001-SO	240-18441-28	N	Di-n-Butyl Phthalate	50.0	50.0	50.0 UJ		UG/KG	V1
SW8270C/NONE	SO	073SB-0014M-0001-SO	240-18441-28	N	Fluoranthene	6.7	18.0	18.0 J		UG/KG	V1
SW8270C/NONE	SO	073SB-0014M-0001-SO	240-18441-28	N	Isophorone	50.0	29.0	29.0 J		UG/KG	TR
SW8270C/NONE	SO	073SB-0015M-0001-SO	240-18441-29	N	2,4-Dichlorophenol	180	180	180 UJ		UG/KG	V1
SW8270C/NONE	SO	073SB-0015M-0001-SO	240-18441-29	N	2,4-Dinitrophenol	390	390	390 UJ	-	UG/KG	J
SW8270C/NONE	SO	073SB-0015M-0001-SO	240-18441-29	N	4,6-Dinitro-2-Methylphenol	180	180	180 UJ	-	UG/KG	J
SW8270C/NONE	SO	073SB-0015M-0001-SO	240-18441-29	N	Benzo(g,h,i)perylene	8.0	8.0	8.0 UJ	-	UG/KG	J
SW8270C/NONE	SO	073SB-0015M-0001-SO	240-18441-29	N	bis(2-Ethylhexyl) Phthalate	60.0	27.0	27.0 J		UG/KG	TR
SW8270C/NONE	SO	073SB-0015M-0001-SO	240-18441-29	N	Di-n-Butyl Phthalate	60.0	60.0	60.0 UJ		UG/KG	V1
SW8270C/NONE	SO	073SB-0015M-0001-SO	240-18441-29	N	Fluoranthene	8.0	5.3	5.3 J		UG/KG	TR/V1
SW8270C/NONE	SO	073SB-0015M-0001-SO	240-18441-29	N	Isophorone	60.0	19.0	19.0 J		UG/KG	TR

SW8270C/NONE	SO	073SB-0015M-0001-SO	240-18441-29	N	Phenanthrene	8.0	4.2	4.2 J	UG/KG	TR
SW8270C/NONE	SO	073SB-0015M-0001-SO	240-18441-29	N	Pyrene	8.0	5.3	5.3 J	UG/KG	TR

Detected Results

Test Leach	Matrix	Field Sample ID	Lab Sample ID	Type	Analyte	RL	Lab Result	Qualified Result	Units	Reason
SW6020/NONE	SO	072SB-0007-0001-SO	240-18441-1	N	Silver	0.091	0.033	0.033 J	MG/KG	TR
SW6020/NONE	SO	072SB-0007-0001-SO	240-18441-1	N	Aluminum	2.7	6800	6800	MG/KG	
SW6020/NONE	SO	072SB-0007-0001-SO	240-18441-1	N	Arsenic	0.091	3.2	3.2 J	MG/KG	d
SW6020/NONE	SO	072SB-0007-0001-SO	240-18441-1	N	Barium	0.91	68.0	68.0 J	MG/KG	d
SW6020/NONE	SO	072SB-0007-0001-SO	240-18441-1	N	Beryllium	0.091	1.5	1.5	MG/KG	
SW6020/NONE	SO	072SB-0007-0001-SO	240-18441-1	N	Calcium	9.1	460	460	MG/KG	
SW6020/NONE	SO	072SB-0007-0001-SO	240-18441-1	N	Cadmium	0.091	0.29	0.29	MG/KG	
SW6020/NONE	SO	072SB-0007-0001-SO	240-18441-1	N	Cobalt	0.046	12.0	12.0	MG/KG	
SW6020/NONE	SO	072SB-0007-0001-SO	240-18441-1	N	Chromium	0.18	15.0	15.0	MG/KG	
SW6020/NONE	SO	072SB-0007-0001-SO	240-18441-1	N	Copper	0.18	22.0	22.0	MG/KG	
SW6020/NONE	SO	072SB-0007-0001-SO	240-18441-1	N	Iron	46.0	150000	150000	MG/KG	
SW6020/NONE	SO	072SB-0007-0001-SO	240-18441-1	N	Potassium	9.1	990	990	MG/KG	
SW6020/NONE	SO	072SB-0007-0001-SO	240-18441-1	N	Magnesium	9.1	2600	2600	MG/KG	
SW6020/NONE	SO	072SB-0007-0001-SO	240-18441-1	N	Manganese	4.6	3400	3400 J	MG/KG	d
SW6020/NONE	SO	072SB-0007-0001-SO	240-18441-1	N	Sodium	9.1	28.0	28.0	MG/KG	
SW6020/NONE	SO	072SB-0007-0001-SO	240-18441-1	N	Nickel	0.091	28.0	28.0	MG/KG	
SW6020/NONE	SO	072SB-0007-0001-SO	240-18441-1	N	Lead	0.091	13.0	13.0	MG/KG	
SW6020/NONE	SO	072SB-0007-0001-SO	240-18441-1	N	Antimony	0.18	0.095	0.095 J -	MG/KG	TR/M
SW6020/NONE	SO	072SB-0007-0001-SO	240-18441-1	N	Selenium	0.46	0.88	0.88	MG/KG	
SW6020/NONE	SO	072SB-0007-0001-SO	240-18441-1	N	Thallium	0.091	0.093	0.093 J -	MG/KG	M
SW6020/NONE	SO	072SB-0007-0001-SO	240-18441-1	N	Vanadium	0.091	19.0	19.0	MG/KG	
SW6020/NONE	SO	072SB-0007-0001-SO	240-18441-1	N	Zinc	0.46	55.0	55.0 J	MG/KG	A
SW6020/NONE	SO	072SB-0008-0001-SO	240-18441-2	N	Silver	0.10	0.039	0.039 J	MG/KG	TR
SW6020/NONE	SO	072SB-0008-0001-SO	240-18441-2	N	Aluminum	3.1	9900	9900	MG/KG	
SW6020/NONE	SO	072SB-0008-0001-SO	240-18441-2	N	Arsenic	0.10	4.5	4.5 J	MG/KG	d
SW6020/NONE	SO	072SB-0008-0001-SO	240-18441-2	N	Barium	1.0	48.0	48.0 J	MG/KG	d
SW6020/NONE	SO	072SB-0008-0001-SO	240-18441-2	N	Beryllium	0.10	0.93	0.93	MG/KG	
SW6020/NONE	SO	072SB-0008-0001-SO	240-18441-2	N	Calcium	10.0	630	630	MG/KG	
SW6020/NONE	SO	072SB-0008-0001-SO	240-18441-2	N	Cadmium	0.10	0.31	0.31	MG/KG	
SW6020/NONE	SO	072SB-0008-0001-SO	240-18441-2	N	Cobalt	0.052	17.0	17.0	MG/KG	

SW6020/NONE	SO	072SB-0008-0001-SO	240-18441-2	N	Chromium	0.21	20.0	20.0	MG/KG	
SW6020/NONE	SO	072SB-0008-0001-SO	240-18441-2	N	Copper	0.21	31.0	31.0	MG/KG	
SW6020/NONE	SO	072SB-0008-0001-SO	240-18441-2	N	Iron	5.2	39000	39000	MG/KG	
SW6020/NONE	SO	072SB-0008-0001-SO	240-18441-2	N	Potassium	10.0	1400	1400	MG/KG	
SW6020/NONE	SO	072SB-0008-0001-SO	240-18441-2	N	Magnesium	10.0	4300	4300	MG/KG	
SW6020/NONE	SO	072SB-0008-0001-SO	240-18441-2	N	Manganese	0.52	1100	1100 J	MG/KG	d
SW6020/NONE	SO	072SB-0008-0001-SO	240-18441-2	N	Sodium	10.0	40.0	40.0	MG/KG	
SW6020/NONE	SO	072SB-0008-0001-SO	240-18441-2	N	Nickel	0.10	39.0	39.0	MG/KG	
SW6020/NONE	SO	072SB-0008-0001-SO	240-18441-2	N	Lead	0.10	20.0	20.0	MG/KG	
SW6020/NONE	SO	072SB-0008-0001-SO	240-18441-2	N	Antimony	0.21	0.13	0.13 J -	MG/KG	TR/M
SW6020/NONE	SO	072SB-0008-0001-SO	240-18441-2	N	Selenium	0.52	0.87	0.87	MG/KG	
SW6020/NONE	SO	072SB-0008-0001-SO	240-18441-2	N	Thallium	0.10	0.14	0.14 J -	MG/KG	M
SW6020/NONE	SO	072SB-0008-0001-SO	240-18441-2	N	Vanadium	0.10	19.0	19.0	MG/KG	
SW6020/NONE	SO	072SB-0008-0001-SO	240-18441-2	N	Zinc	0.52	88.0	88.0 J	MG/KG	A
SW6020/NONE	SO	072SB-0009-0001-SO	240-18441-3	N	Silver	0.10	0.034	0.034 J	MG/KG	TR
SW6020/NONE	SO	072SB-0009-0001-SO	240-18441-3	N	Aluminum	3.0	8900	8900	MG/KG	
SW6020/NONE	SO	072SB-0009-0001-SO	240-18441-3	N	Arsenic	0.10	4.0	4.0 J	MG/KG	d
SW6020/NONE	SO	072SB-0009-0001-SO	240-18441-3	N	Barium	1.0	34.0	34.0 J	MG/KG	d
SW6020/NONE	SO	072SB-0009-0001-SO	240-18441-3	N	Beryllium	0.10	0.82	0.82	MG/KG	
SW6020/NONE	SO	072SB-0009-0001-SO	240-18441-3	N	Calcium	10.0	430	430	MG/KG	
SW6020/NONE	SO	072SB-0009-0001-SO	240-18441-3	N	Cadmium	0.10	0.31	0.31	MG/KG	
SW6020/NONE	SO	072SB-0009-0001-SO	240-18441-3	N	Cobalt	0.050	13.0	13.0	MG/KG	
SW6020/NONE	SO	072SB-0009-0001-SO	240-18441-3	N	Chromium	0.20	19.0	19.0	MG/KG	
SW6020/NONE	SO	072SB-0009-0001-SO	240-18441-3	N	Copper	0.20	31.0	31.0	MG/KG	
SW6020/NONE	SO	072SB-0009-0001-SO	240-18441-3	N	Iron	5.0	36000	36000	MG/KG	
SW6020/NONE	SO	072SB-0009-0001-SO	240-18441-3	N	Potassium	10.0	1100	1100	MG/KG	
SW6020/NONE	SO	072SB-0009-0001-SO	240-18441-3	N	Magnesium	10.0	4000	4000	MG/KG	
SW6020/NONE	SO	072SB-0009-0001-SO	240-18441-3	N	Manganese	0.50	850	850 J	MG/KG	d
SW6020/NONE	SO	072SB-0009-0001-SO	240-18441-3	N	Sodium	10.0	32.0	32.0	MG/KG	
SW6020/NONE	SO	072SB-0009-0001-SO	240-18441-3	N	Nickel	0.10	29.0	29.0	MG/KG	
SW6020/NONE	SO	072SB-0009-0001-SO	240-18441-3	N	Lead	0.10	17.0	17.0	MG/KG	
SW6020/NONE	SO	072SB-0009-0001-SO	240-18441-3	N	Antimony	0.20	0.12	0.12 J -	MG/KG	TR/M

SW6020/NONE	SO	072SB-0009-0001-SO	240-18441-3	N	Selenium	0.50	0.88	0.88	MG/KG	
SW6020/NONE	SO	072SB-0009-0001-SO	240-18441-3	N	Thallium	0.10	0.099	0.099 J -	MG/KG	TR/M
SW6020/NONE	SO	072SB-0009-0001-SO	240-18441-3	N	Vanadium	0.10	18.0	18.0	MG/KG	
SW6020/NONE	SO	072SB-0009-0001-SO	240-18441-3	N	Zinc	0.50	94.0	94.0 J	MG/KG	A
SW6020/NONE	SO	072SB-0010-0001-SO	240-18441-4	N	Silver	0.094	0.040	0.040 J	MG/KG	TR
SW6020/NONE	SO	072SB-0010-0001-SO	240-18441-4	N	Aluminum	2.8	9700	9700	MG/KG	
SW6020/NONE	SO	072SB-0010-0001-SO	240-18441-4	N	Arsenic	0.094	2.7	2.7 J	MG/KG	d
SW6020/NONE	SO	072SB-0010-0001-SO	240-18441-4	N	Barium	0.94	39.0	39.0 J	MG/KG	d
SW6020/NONE	SO	072SB-0010-0001-SO	240-18441-4	N	Beryllium	0.094	1.1	1.1	MG/KG	
SW6020/NONE	SO	072SB-0010-0001-SO	240-18441-4	N	Calcium	9.4	660	660	MG/KG	
SW6020/NONE	SO	072SB-0010-0001-SO	240-18441-4	N	Cadmium	0.094	0.23	0.23	MG/KG	
SW6020/NONE	SO	072SB-0010-0001-SO	240-18441-4	N	Cobalt	0.047	24.0	24.0	MG/KG	
SW6020/NONE	SO	072SB-0010-0001-SO	240-18441-4	N	Chromium	0.19	20.0	20.0	MG/KG	
SW6020/NONE	SO	072SB-0010-0001-SO	240-18441-4	N	Copper	0.19	33.0	33.0	MG/KG	
SW6020/NONE	SO	072SB-0010-0001-SO	240-18441-4	N	Iron	47.0	66000	66000	MG/KG	
SW6020/NONE	SO	072SB-0010-0001-SO	240-18441-4	N	Potassium	9.4	1500	1500	MG/KG	
SW6020/NONE	SO	072SB-0010-0001-SO	240-18441-4	N	Magnesium	9.4	4000	4000	MG/KG	
SW6020/NONE	SO	072SB-0010-0001-SO	240-18441-4	N	Manganese	0.47	900	900 J	MG/KG	d
SW6020/NONE	SO	072SB-0010-0001-SO	240-18441-4	N	Sodium	9.4	38.0	38.0	MG/KG	
SW6020/NONE	SO	072SB-0010-0001-SO	240-18441-4	N	Nickel	0.094	36.0	36.0	MG/KG	
SW6020/NONE	SO	072SB-0010-0001-SO	240-18441-4	N	Lead	0.094	18.0	18.0	MG/KG	
SW6020/NONE	SO	072SB-0010-0001-SO	240-18441-4	N	Antimony	0.19	0.13	0.13 J -	MG/KG	TR/M
SW6020/NONE	SO	072SB-0010-0001-SO	240-18441-4	N	Selenium	0.47	1.1	1.1	MG/KG	
SW6020/NONE	SO	072SB-0010-0001-SO	240-18441-4	N	Thallium	0.094	0.10	0.10 J -	MG/KG	M
SW6020/NONE	SO	072SB-0010-0001-SO	240-18441-4	N	Vanadium	0.094	20.0	20.0	MG/KG	
SW6020/NONE	SO	072SB-0010-0001-SO	240-18441-4	N	Zinc	0.47	71.0	71.0 J	MG/KG	A
SW6020/NONE	SO	072SB-0021-0001-SO	240-18441-6	N	Silver	0.097	0.033	0.033 J	MG/KG	TR
SW6020/NONE	SO	072SB-0021-0001-SO	240-18441-6	N	Aluminum	2.9	10000	10000	MG/KG	
SW6020/NONE	SO	072SB-0021-0001-SO	240-18441-6	N	Arsenic	0.097	2.4	2.4 J	MG/KG	d
SW6020/NONE	SO	072SB-0021-0001-SO	240-18441-6	N	Barium	0.97	49.0	49.0 J	MG/KG	d
SW6020/NONE	SO	072SB-0021-0001-SO	240-18441-6	N	Beryllium	0.097	0.90	0.90	MG/KG	
SW6020/NONE	SO	072SB-0021-0001-SO	240-18441-6	N	Calcium	9.7	650	650	MG/KG	
SW6020/NONE	SO	072SB-0021-0001-SO	240-18441-6	N	Cadmium	0.097	0.27	0.27	MG/KG	

SW6020/NONE	SO	072SB-0021-0001-SO	240-18441-6	N	Cobalt	0.049	15.0	15.0	MG/KG	
SW6020/NONE	SO	072SB-0021-0001-SO	240-18441-6	N	Chromium	0.19	22.0	22.0	MG/KG	
SW6020/NONE	SO	072SB-0021-0001-SO	240-18441-6	N	Copper	0.19	31.0	31.0	MG/KG	
SW6020/NONE	SO	072SB-0021-0001-SO	240-18441-6	N	Iron	49.0	52000	52000	MG/KG	
SW6020/NONE	SO	072SB-0021-0001-SO	240-18441-6	N	Potassium	9.7	1400	1400	MG/KG	
SW6020/NONE	SO	072SB-0021-0001-SO	240-18441-6	N	Magnesium	9.7	3900	3900	MG/KG	
SW6020/NONE	SO	072SB-0021-0001-SO	240-18441-6	N	Manganese	0.49	1100	1100 J	MG/KG	d
SW6020/NONE	SO	072SB-0021-0001-SO	240-18441-6	N	Sodium	9.7	35.0	35.0	MG/KG	
SW6020/NONE	SO	072SB-0021-0001-SO	240-18441-6	N	Nickel	0.097	36.0	36.0	MG/KG	
SW6020/NONE	SO	072SB-0021-0001-SO	240-18441-6	N	Lead	0.097	15.0	15.0	MG/KG	
SW6020/NONE	SO	072SB-0021-0001-SO	240-18441-6	N	Antimony	0.19	0.091	0.091 J -	MG/KG	TR/M
SW6020/NONE	SO	072SB-0021-0001-SO	240-18441-6	N	Selenium	0.49	0.91	0.91	MG/KG	
SW6020/NONE	SO	072SB-0021-0001-SO	240-18441-6	N	Thallium	0.097	0.099	0.099 J -	MG/KG	M
SW6020/NONE	SO	072SB-0021-0001-SO	240-18441-6	N	Vanadium	0.097	21.0	21.0	MG/KG	
SW6020/NONE	SO	072SB-0021-0001-SO	240-18441-6	N	Zinc	0.49	83.0	83.0 J	MG/KG	A
SW6020/NONE	SO	072SB-0022-0001-SO	240-18441-7	N	Silver	0.076	0.028	0.028 J	MG/KG	TR
SW6020/NONE	SO	072SB-0022-0001-SO	240-18441-7	N	Aluminum	2.3	9300	9300	MG/KG	
SW6020/NONE	SO	072SB-0022-0001-SO	240-18441-7	N	Arsenic	0.076	2.5	2.5 J	MG/KG	d
SW6020/NONE	SO	072SB-0022-0001-SO	240-18441-7	N	Barium	0.76	54.0	54.0 J	MG/KG	d
SW6020/NONE	SO	072SB-0022-0001-SO	240-18441-7	N	Beryllium	0.076	0.86	0.86	MG/KG	
SW6020/NONE	SO	072SB-0022-0001-SO	240-18441-7	N	Calcium	7.6	440	440	MG/KG	
SW6020/NONE	SO	072SB-0022-0001-SO	240-18441-7	N	Cadmium	0.076	0.24	0.24	MG/KG	
SW6020/NONE	SO	072SB-0022-0001-SO	240-18441-7	N	Cobalt	0.038	15.0	15.0	MG/KG	
SW6020/NONE	SO	072SB-0022-0001-SO	240-18441-7	N	Chromium	0.15	20.0	20.0	MG/KG	
SW6020/NONE	SO	072SB-0022-0001-SO	240-18441-7	N	Copper	0.15	29.0	29.0	MG/KG	
SW6020/NONE	SO	072SB-0022-0001-SO	240-18441-7	N	Iron	38.0	50000	50000	MG/KG	
SW6020/NONE	SO	072SB-0022-0001-SO	240-18441-7	N	Potassium	7.6	1100	1100	MG/KG	
SW6020/NONE	SO	072SB-0022-0001-SO	240-18441-7	N	Magnesium	7.6	4200	4200	MG/KG	
SW6020/NONE	SO	072SB-0022-0001-SO	240-18441-7	N	Manganese	0.38	1100	1100 J	MG/KG	d
SW6020/NONE	SO	072SB-0022-0001-SO	240-18441-7	N	Sodium	7.6	34.0	34.0	MG/KG	
SW6020/NONE	SO	072SB-0022-0001-SO	240-18441-7	N	Nickel	0.076	41.0	41.0	MG/KG	
SW6020/NONE	SO	072SB-0022-0001-SO	240-18441-7	N	Lead	0.076	16.0	16.0	MG/KG	

SW6020/NONE	SO	072SB-0022-0001-SO	240-18441-7	N	Antimony	0.15	0.094	0.094 J -	MG/KG	TR/M
SW6020/NONE	SO	072SB-0022-0001-SO	240-18441-7	N	Selenium	0.38	0.80	0.80	MG/KG	
SW6020/NONE	SO	072SB-0022-0001-SO	240-18441-7	N	Thallium	0.076	0.089	0.089 J -	MG/KG	M
SW6020/NONE	SO	072SB-0022-0001-SO	240-18441-7	N	Vanadium	0.076	19.0	19.0	MG/KG	
SW6020/NONE	SO	072SB-0022-0001-SO	240-18441-7	N	Zinc	0.38	79.0	79.0 J	MG/KG	A
SW6020/NONE	SO	072SB-0023-0001-SO	240-18441-8	N	Silver	0.10	0.032	0.032 J	MG/KG	TR
SW6020/NONE	SO	072SB-0023-0001-SO	240-18441-8	N	Aluminum	3.1	9000	9000	MG/KG	
SW6020/NONE	SO	072SB-0023-0001-SO	240-18441-8	N	Arsenic	0.10	3.0	3.0 J	MG/KG	d
SW6020/NONE	SO	072SB-0023-0001-SO	240-18441-8	N	Barium	1.0	42.0	42.0 J	MG/KG	d
SW6020/NONE	SO	072SB-0023-0001-SO	240-18441-8	N	Beryllium	0.10	1.0	1.0	MG/KG	
SW6020/NONE	SO	072SB-0023-0001-SO	240-18441-8	N	Calcium	10.0	490	490	MG/KG	
SW6020/NONE	SO	072SB-0023-0001-SO	240-18441-8	N	Cadmium	0.10	0.26	0.26	MG/KG	
SW6020/NONE	SO	072SB-0023-0001-SO	240-18441-8	N	Cobalt	0.051	13.0	13.0	MG/KG	
SW6020/NONE	SO	072SB-0023-0001-SO	240-18441-8	N	Chromium	0.20	19.0	19.0	MG/KG	
SW6020/NONE	SO	072SB-0023-0001-SO	240-18441-8	N	Copper	0.20	30.0	30.0	MG/KG	
SW6020/NONE	SO	072SB-0023-0001-SO	240-18441-8	N	Iron	51.0	54000	54000	MG/KG	
SW6020/NONE	SO	072SB-0023-0001-SO	240-18441-8	N	Potassium	10.0	1200	1200	MG/KG	
SW6020/NONE	SO	072SB-0023-0001-SO	240-18441-8	N	Magnesium	10.0	3900	3900	MG/KG	
SW6020/NONE	SO	072SB-0023-0001-SO	240-18441-8	N	Manganese	0.51	960	960 J	MG/KG	d
SW6020/NONE	SO	072SB-0023-0001-SO	240-18441-8	N	Sodium	10.0	37.0	37.0	MG/KG	
SW6020/NONE	SO	072SB-0023-0001-SO	240-18441-8	N	Nickel	0.10	31.0	31.0	MG/KG	
SW6020/NONE	SO	072SB-0023-0001-SO	240-18441-8	N	Lead	0.10	14.0	14.0	MG/KG	
SW6020/NONE	SO	072SB-0023-0001-SO	240-18441-8	N	Antimony	0.20	0.094	0.094 J -	MG/KG	TR/M
SW6020/NONE	SO	072SB-0023-0001-SO	240-18441-8	N	Selenium	0.51	0.89	0.89	MG/KG	
SW6020/NONE	SO	072SB-0023-0001-SO	240-18441-8	N	Thallium	0.10	0.13	0.13 J -	MG/KG	M
SW6020/NONE	SO	072SB-0023-0001-SO	240-18441-8	N	Vanadium	0.10	20.0	20.0	MG/KG	
SW6020/NONE	SO	072SB-0023-0001-SO	240-18441-8	N	Zinc	0.51	70.0	70.0 J	MG/KG	A
SW6020/NONE	SO	072SB-0024-0001-SO	240-18441-9	N	Silver	0.098	0.039	0.039 J	MG/KG	TR
SW6020/NONE	SO	072SB-0024-0001-SO	240-18441-9	N	Aluminum	2.9	8900	8900	MG/KG	
SW6020/NONE	SO	072SB-0024-0001-SO	240-18441-9	N	Arsenic	0.098	3.1	3.1 J	MG/KG	d
SW6020/NONE	SO	072SB-0024-0001-SO	240-18441-9	N	Barium	0.98	48.0	48.0 J	MG/KG	d
SW6020/NONE	SO	072SB-0024-0001-SO	240-18441-9	N	Beryllium	0.098	1.3	1.3	MG/KG	
SW6020/NONE	SO	072SB-0024-0001-SO	240-18441-9	N	Calcium	9.8	580	580	MG/KG	

SW6020/NONE	SO	072SB-0024-0001-SO	240-18441-9	N	Cadmium	0.098	0.27	0.27	MG/KG	
SW6020/NONE	SO	072SB-0024-0001-SO	240-18441-9	N	Cobalt	0.049	15.0	15.0	MG/KG	
SW6020/NONE	SO	072SB-0024-0001-SO	240-18441-9	N	Chromium	0.20	19.0	19.0	MG/KG	
SW6020/NONE	SO	072SB-0024-0001-SO	240-18441-9	N	Copper	0.20	30.0	30.0	MG/KG	
SW6020/NONE	SO	072SB-0024-0001-SO	240-18441-9	N	Iron	49.0	92000	92000	MG/KG	
SW6020/NONE	SO	072SB-0024-0001-SO	240-18441-9	N	Potassium	9.8	1300	1300	MG/KG	
SW6020/NONE	SO	072SB-0024-0001-SO	240-18441-9	N	Magnesium	9.8	3400	3400	MG/KG	
SW6020/NONE	SO	072SB-0024-0001-SO	240-18441-9	N	Manganese	0.49	1400	1400 J	MG/KG	d
SW6020/NONE	SO	072SB-0024-0001-SO	240-18441-9	N	Sodium	9.8	35.0	35.0	MG/KG	
SW6020/NONE	SO	072SB-0024-0001-SO	240-18441-9	N	Nickel	0.098	35.0	35.0	MG/KG	
SW6020/NONE	SO	072SB-0024-0001-SO	240-18441-9	N	Lead	0.098	15.0	15.0	MG/KG	
SW6020/NONE	SO	072SB-0024-0001-SO	240-18441-9	N	Antimony	0.20	0.14	0.14 J -	MG/KG	TR/M
SW6020/NONE	SO	072SB-0024-0001-SO	240-18441-9	N	Selenium	0.49	1.1	1.1	MG/KG	
SW6020/NONE	SO	072SB-0024-0001-SO	240-18441-9	N	Thallium	0.098	0.11	0.11 J -	MG/KG	M
SW6020/NONE	SO	072SB-0024-0001-SO	240-18441-9	N	Vanadium	0.098	21.0	21.0	MG/KG	
SW6020/NONE	SO	072SB-0024-0001-SO	240-18441-9	N	Zinc	0.49	67.0	67.0 J	MG/KG	A
SW6020/NONE	SO	072SB-0026-0001-SO	240-18441-11	N	Silver	0.10	0.030	0.030 J	MG/KG	TR
SW6020/NONE	SO	072SB-0026-0001-SO	240-18441-11	N	Aluminum	3.0	6000	6000	MG/KG	
SW6020/NONE	SO	072SB-0026-0001-SO	240-18441-11	N	Arsenic	0.10	0.51	0.51 J	MG/KG	d
SW6020/NONE	SO	072SB-0026-0001-SO	240-18441-11	N	Barium	1.0	31.0	31.0 J	MG/KG	d
SW6020/NONE	SO	072SB-0026-0001-SO	240-18441-11	N	Beryllium	0.10	0.69	0.69	MG/KG	
SW6020/NONE	SO	072SB-0026-0001-SO	240-18441-11	N	Calcium	10.0	750	750	MG/KG	
SW6020/NONE	SO	072SB-0026-0001-SO	240-18441-11	N	Cadmium	0.10	0.19	0.19	MG/KG	
SW6020/NONE	SO	072SB-0026-0001-SO	240-18441-11	N	Cobalt	0.050	5.5	5.5	MG/KG	
SW6020/NONE	SO	072SB-0026-0001-SO	240-18441-11	N	Chromium	0.20	13.0	13.0	MG/KG	
SW6020/NONE	SO	072SB-0026-0001-SO	240-18441-11	N	Copper	0.20	17.0	17.0	MG/KG	
SW6020/NONE	SO	072SB-0026-0001-SO	240-18441-11	N	Iron	5.0	11000	11000	MG/KG	
SW6020/NONE	SO	072SB-0026-0001-SO	240-18441-11	N	Potassium	10.0	1300	1300	MG/KG	
SW6020/NONE	SO	072SB-0026-0001-SO	240-18441-11	N	Magnesium	10.0	2300	2300	MG/KG	
SW6020/NONE	SO	072SB-0026-0001-SO	240-18441-11	N	Manganese	0.50	210	210 J	MG/KG	d
SW6020/NONE	SO	072SB-0026-0001-SO	240-18441-11	N	Sodium	10.0	71.0	71.0	MG/KG	
SW6020/NONE	SO	072SB-0026-0001-SO	240-18441-11	N	Nickel	0.10	16.0	16.0	MG/KG	

SW6020/NONE	SO	072SB-0026-0001-SO	240-18441-11	N	Lead	0.10	8.7	8.7	MG/KG	
SW6020/NONE	SO	072SB-0026-0001-SO	240-18441-11	N	Selenium	0.50	0.74	0.74	MG/KG	
SW6020/NONE	SO	072SB-0026-0001-SO	240-18441-11	N	Thallium	0.10	0.12	0.12 J -	MG/KG	M
SW6020/NONE	SO	072SB-0026-0001-SO	240-18441-11	N	Vanadium	0.10	8.9	8.9	MG/KG	
SW6020/NONE	SO	072SB-0026-0001-SO	240-18441-11	N	Zinc	0.50	45.0	45.0 J	MG/KG	A
SW6020/NONE	SO	072SB-0027-0001-SO	240-18441-12	FD	Silver	0.10	0.061	0.061 J	MG/KG	TR
SW6020/NONE	SO	072SB-0027-0001-SO	240-18441-12	FD	Aluminum	3.1	5900	5900	MG/KG	
SW6020/NONE	SO	072SB-0027-0001-SO	240-18441-12	FD	Arsenic	0.10	1.1	1.1 J	MG/KG	d
SW6020/NONE	SO	072SB-0027-0001-SO	240-18441-12	FD	Barium	1.0	16.0	16.0 J	MG/KG	d
SW6020/NONE	SO	072SB-0027-0001-SO	240-18441-12	FD	Beryllium	0.10	0.58	0.58	MG/KG	
SW6020/NONE	SO	072SB-0027-0001-SO	240-18441-12	FD	Calcium	10.0	710	710	MG/KG	
SW6020/NONE	SO	072SB-0027-0001-SO	240-18441-12	FD	Cadmium	0.10	0.15	0.15	MG/KG	
SW6020/NONE	SO	072SB-0027-0001-SO	240-18441-12	FD	Cobalt	0.051	6.2	6.2	MG/KG	
SW6020/NONE	SO	072SB-0027-0001-SO	240-18441-12	FD	Chromium	0.20	13.0	13.0	MG/KG	
SW6020/NONE	SO	072SB-0027-0001-SO	240-18441-12	FD	Copper	0.20	17.0	17.0	MG/KG	
SW6020/NONE	SO	072SB-0027-0001-SO	240-18441-12	FD	Iron	5.1	12000	12000	MG/KG	
SW6020/NONE	SO	072SB-0027-0001-SO	240-18441-12	FD	Potassium	10.0	1100	1100	MG/KG	
SW6020/NONE	SO	072SB-0027-0001-SO	240-18441-12	FD	Magnesium	10.0	2100	2100	MG/KG	
SW6020/NONE	SO	072SB-0027-0001-SO	240-18441-12	FD	Manganese	0.51	84.0	84.0 J	MG/KG	d
SW6020/NONE	SO	072SB-0027-0001-SO	240-18441-12	FD	Sodium	10.0	69.0	69.0	MG/KG	
SW6020/NONE	SO	072SB-0027-0001-SO	240-18441-12	FD	Nickel	0.10	25.0	25.0	MG/KG	
SW6020/NONE	SO	072SB-0027-0001-SO	240-18441-12	FD	Lead	0.10	10.0	10.0	MG/KG	
SW6020/NONE	SO	072SB-0027-0001-SO	240-18441-12	FD	Antimony	0.20	0.082	0.082 J -	MG/KG	TR/M
SW6020/NONE	SO	072SB-0027-0001-SO	240-18441-12	FD	Selenium	0.51	0.68	0.68	MG/KG	
SW6020/NONE	SO	072SB-0027-0001-SO	240-18441-12	FD	Thallium	0.10	0.11	0.11 J -	MG/KG	M
SW6020/NONE	SO	072SB-0027-0001-SO	240-18441-12	FD	Vanadium	0.10	9.7	9.7	MG/KG	
SW6020/NONE	SO	072SB-0027-0001-SO	240-18441-12	FD	Zinc	0.51	33.0	33.0 J	MG/KG	A
SW6020/NONE	SO	072SB-0028-0001-SO	240-18441-13	N	Silver	0.092	0.031	0.031 J	MG/KG	TR
SW6020/NONE	SO	072SB-0028-0001-SO	240-18441-13	N	Aluminum	2.7	5600	5600	MG/KG	
SW6020/NONE	SO	072SB-0028-0001-SO	240-18441-13	N	Arsenic	0.092	0.45	0.45 J	MG/KG	d
SW6020/NONE	SO	072SB-0028-0001-SO	240-18441-13	N	Barium	0.92	36.0	36.0 J	MG/KG	d
SW6020/NONE	SO	072SB-0028-0001-SO	240-18441-13	N	Beryllium	0.092	0.59	0.59	MG/KG	
SW6020/NONE	SO	072SB-0028-0001-SO	240-18441-13	N	Calcium	9.2	700	700	MG/KG	

SW6020/NONE	SO	072SB-0028-0001-SO	240-18441-13	N	Cadmium	0.092	0.17	0.17	MG/KG	
SW6020/NONE	SO	072SB-0028-0001-SO	240-18441-13	N	Cobalt	0.046	5.4	5.4	MG/KG	
SW6020/NONE	SO	072SB-0028-0001-SO	240-18441-13	N	Chromium	0.18	12.0	12.0	MG/KG	
SW6020/NONE	SO	072SB-0028-0001-SO	240-18441-13	N	Copper	0.18	14.0	14.0	MG/KG	
SW6020/NONE	SO	072SB-0028-0001-SO	240-18441-13	N	Iron	4.6	10000	10000	MG/KG	
SW6020/NONE	SO	072SB-0028-0001-SO	240-18441-13	N	Potassium	9.2	1100	1100	MG/KG	
SW6020/NONE	SO	072SB-0028-0001-SO	240-18441-13	N	Magnesium	9.2	2100	2100	MG/KG	
SW6020/NONE	SO	072SB-0028-0001-SO	240-18441-13	N	Manganese	0.46	180	180 J	MG/KG	d
SW6020/NONE	SO	072SB-0028-0001-SO	240-18441-13	N	Sodium	9.2	65.0	65.0	MG/KG	
SW6020/NONE	SO	072SB-0028-0001-SO	240-18441-13	N	Nickel	0.092	15.0	15.0	MG/KG	
SW6020/NONE	SO	072SB-0028-0001-SO	240-18441-13	N	Lead	0.092	7.8	7.8	MG/KG	
SW6020/NONE	SO	072SB-0028-0001-SO	240-18441-13	N	Selenium	0.46	0.62	0.62	MG/KG	
SW6020/NONE	SO	072SB-0028-0001-SO	240-18441-13	N	Thallium	0.092	0.084	0.084 J -	MG/KG	TR/M
SW6020/NONE	SO	072SB-0028-0001-SO	240-18441-13	N	Vanadium	0.092	7.8	7.8	MG/KG	
SW6020/NONE	SO	072SB-0028-0001-SO	240-18441-13	N	Zinc	0.46	41.0	41.0 J	MG/KG	A
SW6020/NONE	SO	072SB-0029-0001-SO	240-18441-14	N	Silver	0.097	0.029	0.029 J	MG/KG	TR
SW6020/NONE	SO	072SB-0029-0001-SO	240-18441-14	N	Aluminum	2.9	4900	4900	MG/KG	
SW6020/NONE	SO	072SB-0029-0001-SO	240-18441-14	N	Arsenic	0.097	0.40	0.40 J	MG/KG	d
SW6020/NONE	SO	072SB-0029-0001-SO	240-18441-14	N	Barium	0.97	29.0	29.0 J	MG/KG	d
SW6020/NONE	SO	072SB-0029-0001-SO	240-18441-14	N	Beryllium	0.097	0.52	0.52	MG/KG	
SW6020/NONE	SO	072SB-0029-0001-SO	240-18441-14	N	Calcium	9.7	630	630	MG/KG	
SW6020/NONE	SO	072SB-0029-0001-SO	240-18441-14	N	Cadmium	0.097	0.18	0.18	MG/KG	
SW6020/NONE	SO	072SB-0029-0001-SO	240-18441-14	N	Cobalt	0.048	4.5	4.5	MG/KG	
SW6020/NONE	SO	072SB-0029-0001-SO	240-18441-14	N	Chromium	0.19	9.9	9.9	MG/KG	
SW6020/NONE	SO	072SB-0029-0001-SO	240-18441-14	N	Copper	0.19	13.0	13.0	MG/KG	
SW6020/NONE	SO	072SB-0029-0001-SO	240-18441-14	N	Iron	4.8	9100	9100	MG/KG	
SW6020/NONE	SO	072SB-0029-0001-SO	240-18441-14	N	Potassium	9.7	1100	1100	MG/KG	
SW6020/NONE	SO	072SB-0029-0001-SO	240-18441-14	N	Magnesium	9.7	2000	2000	MG/KG	
SW6020/NONE	SO	072SB-0029-0001-SO	240-18441-14	N	Manganese	0.48	130	130 J	MG/KG	d
SW6020/NONE	SO	072SB-0029-0001-SO	240-18441-14	N	Sodium	9.7	63.0	63.0	MG/KG	
SW6020/NONE	SO	072SB-0029-0001-SO	240-18441-14	N	Nickel	0.097	12.0	12.0	MG/KG	
SW6020/NONE	SO	072SB-0029-0001-SO	240-18441-14	N	Lead	0.097	8.5	8.5	MG/KG	

SW6020/NONE	SO	072SB-0029-0001-SO	240-18441-14	N	Selenium	0.48	0.68	0.68	MG/KG	
SW6020/NONE	SO	072SB-0029-0001-SO	240-18441-14	N	Thallium	0.097	0.074	0.074 J -	MG/KG	TR/M
SW6020/NONE	SO	072SB-0029-0001-SO	240-18441-14	N	Vanadium	0.097	7.0	7.0	MG/KG	
SW6020/NONE	SO	072SB-0029-0001-SO	240-18441-14	N	Zinc	0.48	38.0	38.0 J	MG/KG	A
SW6020/NONE	SO	072SB-0030-0001-SO	240-18441-15	N	Silver	0.082	0.031	0.031 J	MG/KG	TR
SW6020/NONE	SO	072SB-0030-0001-SO	240-18441-15	N	Aluminum	2.5	5800	5800	MG/KG	
SW6020/NONE	SO	072SB-0030-0001-SO	240-18441-15	N	Arsenic	0.082	0.45	0.45 J	MG/KG	d
SW6020/NONE	SO	072SB-0030-0001-SO	240-18441-15	N	Barium	0.82	26.0	26.0 J	MG/KG	d
SW6020/NONE	SO	072SB-0030-0001-SO	240-18441-15	N	Beryllium	0.082	0.59	0.59	MG/KG	
SW6020/NONE	SO	072SB-0030-0001-SO	240-18441-15	N	Calcium	8.2	650	650	MG/KG	
SW6020/NONE	SO	072SB-0030-0001-SO	240-18441-15	N	Cadmium	0.082	0.17	0.17	MG/KG	
SW6020/NONE	SO	072SB-0030-0001-SO	240-18441-15	N	Cobalt	0.041	5.1	5.1	MG/KG	
SW6020/NONE	SO	072SB-0030-0001-SO	240-18441-15	N	Chromium	0.16	12.0	12.0	MG/KG	
SW6020/NONE	SO	072SB-0030-0001-SO	240-18441-15	N	Copper	0.16	14.0	14.0	MG/KG	
SW6020/NONE	SO	072SB-0030-0001-SO	240-18441-15	N	Iron	4.1	10000	10000	MG/KG	
SW6020/NONE	SO	072SB-0030-0001-SO	240-18441-15	N	Potassium	8.2	1200	1200	MG/KG	
SW6020/NONE	SO	072SB-0030-0001-SO	240-18441-15	N	Magnesium	8.2	2000	2000	MG/KG	
SW6020/NONE	SO	072SB-0030-0001-SO	240-18441-15	N	Manganese	0.41	210	210 J	MG/KG	d
SW6020/NONE	SO	072SB-0030-0001-SO	240-18441-15	N	Sodium	8.2	62.0	62.0	MG/KG	
SW6020/NONE	SO	072SB-0030-0001-SO	240-18441-15	N	Nickel	0.082	16.0	16.0	MG/KG	
SW6020/NONE	SO	072SB-0030-0001-SO	240-18441-15	N	Lead	0.082	7.4	7.4	MG/KG	
SW6020/NONE	SO	072SB-0030-0001-SO	240-18441-15	N	Selenium	0.41	0.58	0.58	MG/KG	
SW6020/NONE	SO	072SB-0030-0001-SO	240-18441-15	N	Thallium	0.082	0.077	0.077 J -	MG/KG	TR/M
SW6020/NONE	SO	072SB-0030-0001-SO	240-18441-15	N	Vanadium	0.082	7.9	7.9	MG/KG	
SW6020/NONE	SO	072SB-0030-0001-SO	240-18441-15	N	Zinc	0.41	39.0	39.0 J	MG/KG	A
SW6020/NONE	SO	072SB-0031-0001-SO	240-18441-16	N	Silver	0.10	0.021	0.021 J	MG/KG	TR
SW6020/NONE	SO	072SB-0031-0001-SO	240-18441-16	N	Aluminum	3.0	6300	6300	MG/KG	
SW6020/NONE	SO	072SB-0031-0001-SO	240-18441-16	N	Arsenic	0.10	0.38	0.38 J	MG/KG	d
SW6020/NONE	SO	072SB-0031-0001-SO	240-18441-16	N	Barium	1.0	30.0	30.0 J	MG/KG	d
SW6020/NONE	SO	072SB-0031-0001-SO	240-18441-16	N	Beryllium	0.10	0.66	0.66	MG/KG	
SW6020/NONE	SO	072SB-0031-0001-SO	240-18441-16	N	Calcium	10.0	680	680	MG/KG	
SW6020/NONE	SO	072SB-0031-0001-SO	240-18441-16	N	Cadmium	0.10	0.14	0.14	MG/KG	
SW6020/NONE	SO	072SB-0031-0001-SO	240-18441-16	N	Cobalt	0.051	5.0	5.0	MG/KG	

SW6020/NONE	SO	072SB-0031-0001-SO	240-18441-16	N	Chromium	0.20	12.0	12.0	MG/KG	
SW6020/NONE	SO	072SB-0031-0001-SO	240-18441-16	N	Copper	0.20	14.0	14.0	MG/KG	
SW6020/NONE	SO	072SB-0031-0001-SO	240-18441-16	N	Iron	5.1	10000	10000	MG/KG	
SW6020/NONE	SO	072SB-0031-0001-SO	240-18441-16	N	Potassium	10.0	1300	1300	MG/KG	
SW6020/NONE	SO	072SB-0031-0001-SO	240-18441-16	N	Magnesium	10.0	2100	2100	MG/KG	
SW6020/NONE	SO	072SB-0031-0001-SO	240-18441-16	N	Manganese	0.51	160	160 J	MG/KG	d
SW6020/NONE	SO	072SB-0031-0001-SO	240-18441-16	N	Sodium	10.0	69.0	69.0	MG/KG	
SW6020/NONE	SO	072SB-0031-0001-SO	240-18441-16	N	Nickel	0.10	15.0	15.0	MG/KG	
SW6020/NONE	SO	072SB-0031-0001-SO	240-18441-16	N	Lead	0.10	7.0	7.0	MG/KG	
SW6020/NONE	SO	072SB-0031-0001-SO	240-18441-16	N	Selenium	0.51	0.66	0.66	MG/KG	
SW6020/NONE	SO	072SB-0031-0001-SO	240-18441-16	N	Thallium	0.10	0.068	0.068 J -	MG/KG	TR/M
SW6020/NONE	SO	072SB-0031-0001-SO	240-18441-16	N	Vanadium	0.10	8.1	8.1	MG/KG	
SW6020/NONE	SO	072SB-0031-0001-SO	240-18441-16	N	Zinc	0.51	47.0	47.0 J	MG/KG	A
SW6020/NONE	SO	072SB-0032-0001-SO	240-18441-17	N	Silver	0.10	0.033	0.033 J	MG/KG	TR
SW6020/NONE	SO	072SB-0032-0001-SO	240-18441-17	N	Aluminum	3.1	5200	5200	MG/KG	
SW6020/NONE	SO	072SB-0032-0001-SO	240-18441-17	N	Arsenic	0.10	0.43	0.43 J	MG/KG	d
SW6020/NONE	SO	072SB-0032-0001-SO	240-18441-17	N	Barium	1.0	29.0	29.0 J	MG/KG	d
SW6020/NONE	SO	072SB-0032-0001-SO	240-18441-17	N	Beryllium	0.10	0.57	0.57	MG/KG	
SW6020/NONE	SO	072SB-0032-0001-SO	240-18441-17	N	Calcium	10.0	700	700	MG/KG	
SW6020/NONE	SO	072SB-0032-0001-SO	240-18441-17	N	Cadmium	0.10	0.20	0.20	MG/KG	
SW6020/NONE	SO	072SB-0032-0001-SO	240-18441-17	N	Cobalt	0.051	4.8	4.8	MG/KG	
SW6020/NONE	SO	072SB-0032-0001-SO	240-18441-17	N	Chromium	0.21	11.0	11.0	MG/KG	
SW6020/NONE	SO	072SB-0032-0001-SO	240-18441-17	N	Copper	0.21	14.0	14.0	MG/KG	
SW6020/NONE	SO	072SB-0032-0001-SO	240-18441-17	N	Iron	5.1	10000	10000	MG/KG	
SW6020/NONE	SO	072SB-0032-0001-SO	240-18441-17	N	Potassium	10.0	1200	1200	MG/KG	
SW6020/NONE	SO	072SB-0032-0001-SO	240-18441-17	N	Magnesium	10.0	2000	2000	MG/KG	
SW6020/NONE	SO	072SB-0032-0001-SO	240-18441-17	N	Manganese	0.51	110	110 J	MG/KG	d
SW6020/NONE	SO	072SB-0032-0001-SO	240-18441-17	N	Sodium	10.0	62.0	62.0	MG/KG	
SW6020/NONE	SO	072SB-0032-0001-SO	240-18441-17	N	Nickel	0.10	14.0	14.0	MG/KG	
SW6020/NONE	SO	072SB-0032-0001-SO	240-18441-17	N	Lead	0.10	7.6	7.6	MG/KG	
SW6020/NONE	SO	072SB-0032-0001-SO	240-18441-17	N	Selenium	0.51	0.59	0.59	MG/KG	
SW6020/NONE	SO	072SB-0032-0001-SO	240-18441-17	N	Thallium	0.10	0.078	0.078 J -	MG/KG	TR/M

SW6020/NONE	SO	072SB-0032-0001-SO	240-18441-17	N	Vanadium	0.10	8.0	8.0	MG/KG	
SW6020/NONE	SO	072SB-0032-0001-SO	240-18441-17	N	Zinc	0.51	41.0	41.0 J	MG/KG	A
SW6020/NONE	SO	073SB-0007M-0001-SO	240-18441-21	N	Silver	0.092	0.027	0.027 J	MG/KG	TR
SW6020/NONE	SO	073SB-0007M-0001-SO	240-18441-21	N	Aluminum	2.8	9300	9300	MG/KG	
SW6020/NONE	SO	073SB-0007M-0001-SO	240-18441-21	N	Arsenic	0.092	12.0	12.0	MG/KG	
SW6020/NONE	SO	073SB-0007M-0001-SO	240-18441-21	N	Barium	0.92	50.0	50.0	MG/KG	
SW6020/NONE	SO	073SB-0007M-0001-SO	240-18441-21	N	Beryllium	0.092	0.51	0.51	MG/KG	
SW6020/NONE	SO	073SB-0007M-0001-SO	240-18441-21	N	Calcium	9.2	3800	3800 J	MG/KG	d
SW6020/NONE	SO	073SB-0007M-0001-SO	240-18441-21	N	Cadmium	0.092	0.26	0.26	MG/KG	
SW6020/NONE	SO	073SB-0007M-0001-SO	240-18441-21	N	Cobalt	0.046	9.6	9.6	MG/KG	
SW6020/NONE	SO	073SB-0007M-0001-SO	240-18441-21	N	Chromium	0.18	19.0	19.0	MG/KG	
SW6020/NONE	SO	073SB-0007M-0001-SO	240-18441-21	N	Copper	0.18	20.0	20.0	MG/KG	
SW6020/NONE	SO	073SB-0007M-0001-SO	240-18441-21	N	Iron	4.6	25000	25000	MG/KG	
SW6020/NONE	SO	073SB-0007M-0001-SO	240-18441-21	N	Potassium	9.2	1000	1000 J +	MG/KG	M
SW6020/NONE	SO	073SB-0007M-0001-SO	240-18441-21	N	Magnesium	9.2	2900	2900 J +	MG/KG	M
SW6020/NONE	SO	073SB-0007M-0001-SO	240-18441-21	N	Manganese	0.46	330	330	MG/KG	
SW6020/NONE	SO	073SB-0007M-0001-SO	240-18441-21	N	Sodium	9.2	67.0	67.0	MG/KG	
SW6020/NONE	SO	073SB-0007M-0001-SO	240-18441-21	N	Nickel	0.092	25.0	25.0	MG/KG	
SW6020/NONE	SO	073SB-0007M-0001-SO	240-18441-21	N	Lead	0.092	15.0	15.0	MG/KG	
SW6020/NONE	SO	073SB-0007M-0001-SO	240-18441-21	N	Antimony	0.18	0.082	0.082 J -	MG/KG	TR/M
SW6020/NONE	SO	073SB-0007M-0001-SO	240-18441-21	N	Selenium	0.46	0.78	0.78	MG/KG	
SW6020/NONE	SO	073SB-0007M-0001-SO	240-18441-21	N	Thallium	0.092	0.13	0.13	MG/KG	
SW6020/NONE	SO	073SB-0007M-0001-SO	240-18441-21	N	Vanadium	0.092	15.0	15.0 J +	MG/KG	M
SW6020/NONE	SO	073SB-0007M-0001-SO	240-18441-21	N	Zinc	0.46	68.0	68.0	MG/KG	
SW6020/NONE	SO	073SB-0008M-0001-SO	240-18441-22	FD	Silver	0.087	0.025	0.025 J	MG/KG	TR
SW6020/NONE	SO	073SB-0008M-0001-SO	240-18441-22	FD	Aluminum	2.6	9600	9600	MG/KG	
SW6020/NONE	SO	073SB-0008M-0001-SO	240-18441-22	FD	Arsenic	0.087	9.4	9.4	MG/KG	
SW6020/NONE	SO	073SB-0008M-0001-SO	240-18441-22	FD	Barium	0.87	50.0	50.0	MG/KG	
SW6020/NONE	SO	073SB-0008M-0001-SO	240-18441-22	FD	Beryllium	0.087	0.56	0.56	MG/KG	
SW6020/NONE	SO	073SB-0008M-0001-SO	240-18441-22	FD	Calcium	8.7	8900	8900 J	MG/KG	d
SW6020/NONE	SO	073SB-0008M-0001-SO	240-18441-22	FD	Cadmium	0.087	0.20	0.20	MG/KG	
SW6020/NONE	SO	073SB-0008M-0001-SO	240-18441-22	FD	Cobalt	0.043	8.2	8.2	MG/KG	

SW6020/NONE	SO	073SB-0008M-0001-SO	240-18441-22	FD	Chromium	0.17	17.0	17.0	MG/KG	
SW6020/NONE	SO	073SB-0008M-0001-SO	240-18441-22	FD	Copper	0.17	16.0	16.0	MG/KG	
SW6020/NONE	SO	073SB-0008M-0001-SO	240-18441-22	FD	Iron	4.3	20000	20000	MG/KG	
SW6020/NONE	SO	073SB-0008M-0001-SO	240-18441-22	FD	Potassium	8.7	1600	1600 J +	MG/KG	M
SW6020/NONE	SO	073SB-0008M-0001-SO	240-18441-22	FD	Magnesium	8.7	3300	3300 J +	MG/KG	M
SW6020/NONE	SO	073SB-0008M-0001-SO	240-18441-22	FD	Manganese	0.43	270	270	MG/KG	
SW6020/NONE	SO	073SB-0008M-0001-SO	240-18441-22	FD	Sodium	8.7	96.0	96.0	MG/KG	
SW6020/NONE	SO	073SB-0008M-0001-SO	240-18441-22	FD	Nickel	0.087	21.0	21.0	MG/KG	
SW6020/NONE	SO	073SB-0008M-0001-SO	240-18441-22	FD	Lead	0.087	11.0	11.0	MG/KG	
SW6020/NONE	SO	073SB-0008M-0001-SO	240-18441-22	FD	Antimony	0.17	0.082	0.082 J -	MG/KG	TR/M
SW6020/NONE	SO	073SB-0008M-0001-SO	240-18441-22	FD	Selenium	0.43	0.73	0.73	MG/KG	
SW6020/NONE	SO	073SB-0008M-0001-SO	240-18441-22	FD	Thallium	0.087	0.14	0.14	MG/KG	
SW6020/NONE	SO	073SB-0008M-0001-SO	240-18441-22	FD	Vanadium	0.087	15.0	15.0 J +	MG/KG	M
SW6020/NONE	SO	073SB-0008M-0001-SO	240-18441-22	FD	Zinc	0.43	58.0	58.0	MG/KG	
SW6020/NONE	SO	073SB-0009M-0001-SO	240-18441-23	N	Silver	0.095	0.024	0.024 J	MG/KG	TR
SW6020/NONE	SO	073SB-0009M-0001-SO	240-18441-23	N	Aluminum	2.9	7500	7500	MG/KG	
SW6020/NONE	SO	073SB-0009M-0001-SO	240-18441-23	N	Arsenic	0.095	7.8	7.8	MG/KG	
SW6020/NONE	SO	073SB-0009M-0001-SO	240-18441-23	N	Barium	0.95	44.0	44.0	MG/KG	
SW6020/NONE	SO	073SB-0009M-0001-SO	240-18441-23	N	Beryllium	0.095	0.43	0.43	MG/KG	
SW6020/NONE	SO	073SB-0009M-0001-SO	240-18441-23	N	Calcium	9.5	6500	6500	MG/KG	
SW6020/NONE	SO	073SB-0009M-0001-SO	240-18441-23	N	Cadmium	0.095	0.18	0.18	MG/KG	
SW6020/NONE	SO	073SB-0009M-0001-SO	240-18441-23	N	Cobalt	0.048	7.7	7.7	MG/KG	
SW6020/NONE	SO	073SB-0009M-0001-SO	240-18441-23	N	Chromium	0.19	14.0	14.0	MG/KG	
SW6020/NONE	SO	073SB-0009M-0001-SO	240-18441-23	N	Copper	0.19	14.0	14.0	MG/KG	
SW6020/NONE	SO	073SB-0009M-0001-SO	240-18441-23	N	Iron	4.8	18000	18000	MG/KG	
SW6020/NONE	SO	073SB-0009M-0001-SO	240-18441-23	N	Potassium	9.5	1100	1100 J +	MG/KG	M
SW6020/NONE	SO	073SB-0009M-0001-SO	240-18441-23	N	Magnesium	9.5	2900	2900 J +	MG/KG	M
SW6020/NONE	SO	073SB-0009M-0001-SO	240-18441-23	N	Manganese	0.48	280	280	MG/KG	
SW6020/NONE	SO	073SB-0009M-0001-SO	240-18441-23	N	Sodium	9.5	78.0	78.0	MG/KG	
SW6020/NONE	SO	073SB-0009M-0001-SO	240-18441-23	N	Nickel	0.095	19.0	19.0	MG/KG	
SW6020/NONE	SO	073SB-0009M-0001-SO	240-18441-23	N	Lead	0.095	10.0	10.0	MG/KG	
SW6020/NONE	SO	073SB-0009M-0001-SO	240-18441-23	N	Antimony	0.19	0.065	0.065 J -	MG/KG	TR/M

SW6020/NONE	SO	073SB-0009M-0001-SO	240-18441-23	N	Selenium	0.48	0.71	0.71	MG/KG		
SW6020/NONE	SO	073SB-0009M-0001-SO	240-18441-23	N	Thallium	0.095	0.13	0.13	MG/KG		
SW6020/NONE	SO	073SB-0009M-0001-SO	240-18441-23	N	Vanadium	0.095	13.0	13.0 J +	MG/KG		M
SW6020/NONE	SO	073SB-0009M-0001-SO	240-18441-23	N	Zinc	0.48	45.0	45.0	MG/KG		
SW6020/NONE	SO	073SB-0010M-0001-SO	240-18441-24	FD	Silver	0.081	0.019	0.019 J	MG/KG		TR
SW6020/NONE	SO	073SB-0010M-0001-SO	240-18441-24	FD	Aluminum	2.4	11000	11000	MG/KG		
SW6020/NONE	SO	073SB-0010M-0001-SO	240-18441-24	FD	Arsenic	0.081	13.0	13.0	MG/KG		
SW6020/NONE	SO	073SB-0010M-0001-SO	240-18441-24	FD	Barium	0.81	52.0	52.0	MG/KG		
SW6020/NONE	SO	073SB-0010M-0001-SO	240-18441-24	FD	Beryllium	0.081	0.62	0.62	MG/KG		
SW6020/NONE	SO	073SB-0010M-0001-SO	240-18441-24	FD	Calcium	8.1	4500	4500	MG/KG		
SW6020/NONE	SO	073SB-0010M-0001-SO	240-18441-24	FD	Cadmium	0.081	0.15	0.15	MG/KG		
SW6020/NONE	SO	073SB-0010M-0001-SO	240-18441-24	FD	Cobalt	0.041	9.9	9.9	MG/KG		
SW6020/NONE	SO	073SB-0010M-0001-SO	240-18441-24	FD	Chromium	0.16	17.0	17.0	MG/KG		
SW6020/NONE	SO	073SB-0010M-0001-SO	240-18441-24	FD	Copper	0.16	19.0	19.0	MG/KG		
SW6020/NONE	SO	073SB-0010M-0001-SO	240-18441-24	FD	Iron	4.1	24000	24000	MG/KG		
SW6020/NONE	SO	073SB-0010M-0001-SO	240-18441-24	FD	Potassium	8.1	1600	1600 J +	MG/KG		M
SW6020/NONE	SO	073SB-0010M-0001-SO	240-18441-24	FD	Magnesium	8.1	3400	3400 J +	MG/KG		M
SW6020/NONE	SO	073SB-0010M-0001-SO	240-18441-24	FD	Manganese	0.41	300	300	MG/KG		
SW6020/NONE	SO	073SB-0010M-0001-SO	240-18441-24	FD	Sodium	8.1	58.0	58.0	MG/KG		
SW6020/NONE	SO	073SB-0010M-0001-SO	240-18441-24	FD	Nickel	0.081	24.0	24.0	MG/KG		
SW6020/NONE	SO	073SB-0010M-0001-SO	240-18441-24	FD	Lead	0.081	11.0	11.0	MG/KG		
SW6020/NONE	SO	073SB-0010M-0001-SO	240-18441-24	FD	Antimony	0.16	0.058	0.058 J -	MG/KG		TR/M
SW6020/NONE	SO	073SB-0010M-0001-SO	240-18441-24	FD	Selenium	0.41	0.70	0.70	MG/KG		
SW6020/NONE	SO	073SB-0010M-0001-SO	240-18441-24	FD	Thallium	0.081	0.16	0.16	MG/KG		
SW6020/NONE	SO	073SB-0010M-0001-SO	240-18441-24	FD	Vanadium	0.081	16.0	16.0 J +	MG/KG		M
SW6020/NONE	SO	073SB-0010M-0001-SO	240-18441-24	FD	Zinc	0.41	58.0	58.0	MG/KG		
SW6020/NONE	SO	073SB-0011M-0001-SO	240-18441-25	N	Silver	0.071	0.027	0.027 J	MG/KG		TR
SW6020/NONE	SO	073SB-0011M-0001-SO	240-18441-25	N	Aluminum	2.1	13000	13000	MG/KG		
SW6020/NONE	SO	073SB-0011M-0001-SO	240-18441-25	N	Arsenic	0.071	11.0	11.0	MG/KG		
SW6020/NONE	SO	073SB-0011M-0001-SO	240-18441-25	N	Barium	0.71	65.0	65.0	MG/KG		
SW6020/NONE	SO	073SB-0011M-0001-SO	240-18441-25	N	Beryllium	0.071	0.73	0.73	MG/KG		
SW6020/NONE	SO	073SB-0011M-0001-SO	240-18441-25	N	Calcium	7.1	7400	7400	MG/KG		

SW6020/NONE	SO	073SB-0011M-0001-SO	240-18441-25	N	Cadmium	0.071	0.20	0.20	MG/KG		
SW6020/NONE	SO	073SB-0011M-0001-SO	240-18441-25	N	Cobalt	0.036	11.0	11.0	MG/KG		
SW6020/NONE	SO	073SB-0011M-0001-SO	240-18441-25	N	Chromium	0.14	20.0	20.0	MG/KG		
SW6020/NONE	SO	073SB-0011M-0001-SO	240-18441-25	N	Copper	0.14	19.0	19.0	MG/KG		
SW6020/NONE	SO	073SB-0011M-0001-SO	240-18441-25	N	Iron	3.6	26000	26000	MG/KG		
SW6020/NONE	SO	073SB-0011M-0001-SO	240-18441-25	N	Potassium	7.1	2100	2100 J +	MG/KG		M
SW6020/NONE	SO	073SB-0011M-0001-SO	240-18441-25	N	Magnesium	7.1	4200	4200 J +	MG/KG		M
SW6020/NONE	SO	073SB-0011M-0001-SO	240-18441-25	N	Manganese	0.36	330	330	MG/KG		
SW6020/NONE	SO	073SB-0011M-0001-SO	240-18441-25	N	Sodium	7.1	98.0	98.0	MG/KG		
SW6020/NONE	SO	073SB-0011M-0001-SO	240-18441-25	N	Nickel	0.071	28.0	28.0	MG/KG		
SW6020/NONE	SO	073SB-0011M-0001-SO	240-18441-25	N	Lead	0.071	12.0	12.0	MG/KG		
SW6020/NONE	SO	073SB-0011M-0001-SO	240-18441-25	N	Antimony	0.14	0.064	0.064 J -	MG/KG		TR/M
SW6020/NONE	SO	073SB-0011M-0001-SO	240-18441-25	N	Selenium	0.36	0.70	0.70	MG/KG		
SW6020/NONE	SO	073SB-0011M-0001-SO	240-18441-25	N	Thallium	0.071	0.17	0.17	MG/KG		
SW6020/NONE	SO	073SB-0011M-0001-SO	240-18441-25	N	Vanadium	0.071	20.0	20.0 J +	MG/KG		M
SW6020/NONE	SO	073SB-0011M-0001-SO	240-18441-25	N	Zinc	0.36	58.0	58.0	MG/KG		
SW6020/NONE	SO	073SB-0012M-0001-SO	240-18441-26	N	Silver	0.10	0.023	0.023 J	MG/KG		TR
SW6020/NONE	SO	073SB-0012M-0001-SO	240-18441-26	N	Aluminum	3.0	8500	8500	MG/KG		
SW6020/NONE	SO	073SB-0012M-0001-SO	240-18441-26	N	Arsenic	0.10	9.0	9.0	MG/KG		
SW6020/NONE	SO	073SB-0012M-0001-SO	240-18441-26	N	Barium	1.0	45.0	45.0	MG/KG		
SW6020/NONE	SO	073SB-0012M-0001-SO	240-18441-26	N	Beryllium	0.10	0.50	0.50	MG/KG		
SW6020/NONE	SO	073SB-0012M-0001-SO	240-18441-26	N	Calcium	10.0	4900	4900	MG/KG		
SW6020/NONE	SO	073SB-0012M-0001-SO	240-18441-26	N	Cadmium	0.10	0.19	0.19	MG/KG		
SW6020/NONE	SO	073SB-0012M-0001-SO	240-18441-26	N	Cobalt	0.050	7.2	7.2	MG/KG		
SW6020/NONE	SO	073SB-0012M-0001-SO	240-18441-26	N	Chromium	0.20	18.0	18.0	MG/KG		
SW6020/NONE	SO	073SB-0012M-0001-SO	240-18441-26	N	Copper	0.20	18.0	18.0	MG/KG		
SW6020/NONE	SO	073SB-0012M-0001-SO	240-18441-26	N	Iron	5.0	18000	18000	MG/KG		
SW6020/NONE	SO	073SB-0012M-0001-SO	240-18441-26	N	Potassium	10.0	1300	1300 J +	MG/KG		M
SW6020/NONE	SO	073SB-0012M-0001-SO	240-18441-26	N	Magnesium	10.0	2600	2600 J +	MG/KG		M
SW6020/NONE	SO	073SB-0012M-0001-SO	240-18441-26	N	Manganese	0.50	280	280	MG/KG		
SW6020/NONE	SO	073SB-0012M-0001-SO	240-18441-26	N	Sodium	10.0	98.0	98.0	MG/KG		
SW6020/NONE	SO	073SB-0012M-0001-SO	240-18441-26	N	Nickel	0.10	20.0	20.0	MG/KG		

SW6020/NONE	SO	073SB-0012M-0001-SO	240-18441-26	N	Lead	0.10	12.0	12.0	MG/KG	
SW6020/NONE	SO	073SB-0012M-0001-SO	240-18441-26	N	Antimony	0.20	0.081	0.081 J -	MG/KG	TR/M
SW6020/NONE	SO	073SB-0012M-0001-SO	240-18441-26	N	Selenium	0.50	0.74	0.74	MG/KG	
SW6020/NONE	SO	073SB-0012M-0001-SO	240-18441-26	N	Thallium	0.10	0.13	0.13	MG/KG	
SW6020/NONE	SO	073SB-0012M-0001-SO	240-18441-26	N	Vanadium	0.10	13.0	13.0 J +	MG/KG	M
SW6020/NONE	SO	073SB-0012M-0001-SO	240-18441-26	N	Zinc	0.50	66.0	66.0	MG/KG	
SW6020/NONE	SO	073SB-0013M-0001-SO	240-18441-27	N	Silver	0.081	0.032	0.032 J	MG/KG	TR
SW6020/NONE	SO	073SB-0013M-0001-SO	240-18441-27	N	Aluminum	2.4	8300	8300	MG/KG	
SW6020/NONE	SO	073SB-0013M-0001-SO	240-18441-27	N	Arsenic	0.081	9.4	9.4	MG/KG	
SW6020/NONE	SO	073SB-0013M-0001-SO	240-18441-27	N	Barium	0.81	70.0	70.0	MG/KG	
SW6020/NONE	SO	073SB-0013M-0001-SO	240-18441-27	N	Beryllium	0.081	0.51	0.51	MG/KG	
SW6020/NONE	SO	073SB-0013M-0001-SO	240-18441-27	N	Calcium	8.1	10000	10000	MG/KG	
SW6020/NONE	SO	073SB-0013M-0001-SO	240-18441-27	N	Cadmium	0.081	0.23	0.23	MG/KG	
SW6020/NONE	SO	073SB-0013M-0001-SO	240-18441-27	N	Cobalt	0.040	7.5	7.5	MG/KG	
SW6020/NONE	SO	073SB-0013M-0001-SO	240-18441-27	N	Chromium	0.16	16.0	16.0	MG/KG	
SW6020/NONE	SO	073SB-0013M-0001-SO	240-18441-27	N	Copper	0.16	17.0	17.0	MG/KG	
SW6020/NONE	SO	073SB-0013M-0001-SO	240-18441-27	N	Iron	4.0	20000	20000	MG/KG	
SW6020/NONE	SO	073SB-0013M-0001-SO	240-18441-27	N	Potassium	8.1	1100	1100 J +	MG/KG	M
SW6020/NONE	SO	073SB-0013M-0001-SO	240-18441-27	N	Magnesium	8.1	3100	3100 J +	MG/KG	M
SW6020/NONE	SO	073SB-0013M-0001-SO	240-18441-27	N	Manganese	0.40	350	350	MG/KG	
SW6020/NONE	SO	073SB-0013M-0001-SO	240-18441-27	N	Sodium	8.1	90.0	90.0	MG/KG	
SW6020/NONE	SO	073SB-0013M-0001-SO	240-18441-27	N	Nickel	0.081	20.0	20.0	MG/KG	
SW6020/NONE	SO	073SB-0013M-0001-SO	240-18441-27	N	Lead	0.081	21.0	21.0	MG/KG	
SW6020/NONE	SO	073SB-0013M-0001-SO	240-18441-27	N	Antimony	0.16	0.096	0.096 J -	MG/KG	TR/M
SW6020/NONE	SO	073SB-0013M-0001-SO	240-18441-27	N	Selenium	0.40	0.71	0.71	MG/KG	
SW6020/NONE	SO	073SB-0013M-0001-SO	240-18441-27	N	Thallium	0.081	0.13	0.13	MG/KG	
SW6020/NONE	SO	073SB-0013M-0001-SO	240-18441-27	N	Vanadium	0.081	13.0	13.0 J +	MG/KG	M
SW6020/NONE	SO	073SB-0013M-0001-SO	240-18441-27	N	Zinc	0.40	65.0	65.0	MG/KG	
SW6020/NONE	SO	073SB-0014M-0001-SO	240-18441-28	N	Silver	0.095	0.027	0.027 J	MG/KG	TR
SW6020/NONE	SO	073SB-0014M-0001-SO	240-18441-28	N	Aluminum	2.9	9600	9600	MG/KG	
SW6020/NONE	SO	073SB-0014M-0001-SO	240-18441-28	N	Arsenic	0.095	12.0	12.0	MG/KG	
SW6020/NONE	SO	073SB-0014M-0001-SO	240-18441-28	N	Barium	0.95	53.0	53.0	MG/KG	

SW6020/NONE	SO	073SB-0014M-0001-SO	240-18441-28	N	Beryllium	0.095	0.56	0.56	MG/KG	
SW6020/NONE	SO	073SB-0014M-0001-SO	240-18441-28	N	Calcium	9.5	5400	5400	MG/KG	
SW6020/NONE	SO	073SB-0014M-0001-SO	240-18441-28	N	Cadmium	0.095	0.23	0.23	MG/KG	
SW6020/NONE	SO	073SB-0014M-0001-SO	240-18441-28	N	Cobalt	0.048	9.7	9.7	MG/KG	
SW6020/NONE	SO	073SB-0014M-0001-SO	240-18441-28	N	Chromium	0.19	18.0	18.0	MG/KG	
SW6020/NONE	SO	073SB-0014M-0001-SO	240-18441-28	N	Copper	0.19	16.0	16.0	MG/KG	
SW6020/NONE	SO	073SB-0014M-0001-SO	240-18441-28	N	Iron	4.8	23000	23000	MG/KG	
SW6020/NONE	SO	073SB-0014M-0001-SO	240-18441-28	N	Potassium	9.5	1400	1400 J +	MG/KG	M
SW6020/NONE	SO	073SB-0014M-0001-SO	240-18441-28	N	Magnesium	9.5	3000	3000 J +	MG/KG	M
SW6020/NONE	SO	073SB-0014M-0001-SO	240-18441-28	N	Manganese	0.48	320	320	MG/KG	
SW6020/NONE	SO	073SB-0014M-0001-SO	240-18441-28	N	Sodium	9.5	100	100	MG/KG	
SW6020/NONE	SO	073SB-0014M-0001-SO	240-18441-28	N	Nickel	0.095	23.0	23.0	MG/KG	
SW6020/NONE	SO	073SB-0014M-0001-SO	240-18441-28	N	Lead	0.095	13.0	13.0	MG/KG	
SW6020/NONE	SO	073SB-0014M-0001-SO	240-18441-28	N	Antimony	0.19	0.077	0.077 J -	MG/KG	TR/M
SW6020/NONE	SO	073SB-0014M-0001-SO	240-18441-28	N	Selenium	0.48	0.81	0.81	MG/KG	
SW6020/NONE	SO	073SB-0014M-0001-SO	240-18441-28	N	Thallium	0.095	0.14	0.14	MG/KG	
SW6020/NONE	SO	073SB-0014M-0001-SO	240-18441-28	N	Vanadium	0.095	15.0	15.0 J +	MG/KG	M
SW6020/NONE	SO	073SB-0014M-0001-SO	240-18441-28	N	Zinc	0.48	59.0	59.0	MG/KG	
SW6020/NONE	SO	073SB-0015M-0001-SO	240-18441-29	N	Aluminum	3.2	2500	2500	MG/KG	
SW6020/NONE	SO	073SB-0015M-0001-SO	240-18441-29	N	Arsenic	0.11	2.6	2.6	MG/KG	
SW6020/NONE	SO	073SB-0015M-0001-SO	240-18441-29	N	Barium	1.1	16.0	16.0	MG/KG	
SW6020/NONE	SO	073SB-0015M-0001-SO	240-18441-29	N	Beryllium	0.11	0.14	0.14	MG/KG	
SW6020/NONE	SO	073SB-0015M-0001-SO	240-18441-29	N	Calcium	11.0	3400	3400	MG/KG	
SW6020/NONE	SO	073SB-0015M-0001-SO	240-18441-29	N	Cadmium	0.11	0.067	0.067 J	MG/KG	TR
SW6020/NONE	SO	073SB-0015M-0001-SO	240-18441-29	N	Cobalt	0.053	1.8	1.8	MG/KG	
SW6020/NONE	SO	073SB-0015M-0001-SO	240-18441-29	N	Chromium	0.21	4.4	4.4	MG/KG	
SW6020/NONE	SO	073SB-0015M-0001-SO	240-18441-29	N	Copper	0.21	4.5	4.5	MG/KG	
SW6020/NONE	SO	073SB-0015M-0001-SO	240-18441-29	N	Iron	5.3	5000	5000	MG/KG	
SW6020/NONE	SO	073SB-0015M-0001-SO	240-18441-29	N	Potassium	11.0	440	440 J +	MG/KG	M
SW6020/NONE	SO	073SB-0015M-0001-SO	240-18441-29	N	Magnesium	11.0	690	690 J +	MG/KG	M
SW6020/NONE	SO	073SB-0015M-0001-SO	240-18441-29	N	Manganese	0.53	85.0	85.0	MG/KG	
SW6020/NONE	SO	073SB-0015M-0001-SO	240-18441-29	N	Sodium	11.0	42.0	42.0	MG/KG	

SW6020/NONE	SO	073SB-0015M-0001-SO	240-18441-29	N	Nickel	0.11	4.2	4.2	MG/KG	
SW6020/NONE	SO	073SB-0015M-0001-SO	240-18441-29	N	Lead	0.11	4.5	4.5	MG/KG	
SW6020/NONE	SO	073SB-0015M-0001-SO	240-18441-29	N	Thallium	0.11	0.034	0.034 J	MG/KG	TR
SW6020/NONE	SO	073SB-0015M-0001-SO	240-18441-29	N	Vanadium	0.11	3.7	3.7 J +	MG/KG	M
SW6020/NONE	SO	073SB-0015M-0001-SO	240-18441-29	N	Zinc	0.53	15.0	15.0	MG/KG	

Test Leach	Matrix	Field Sample ID	Lab Sample ID	Type	Analyte	RL	Lab Result	Qualified Result	Units	Reason
SW7471A/NONE	SO	072SB-0007-0001-SO	240-18441-1	N	Mercury	0.10	0.024	0.024 J	MG/KG	TR
SW7471A/NONE	SO	072SB-0008-0001-SO	240-18441-2	N	Mercury	0.095	0.030	0.030 J	MG/KG	TR
SW7471A/NONE	SO	072SB-0009-0001-SO	240-18441-3	N	Mercury	0.10	0.032	0.032 J	MG/KG	TR
SW7471A/NONE	SO	072SB-0010-0001-SO	240-18441-4	N	Mercury	0.10	0.015	0.015 J	MG/KG	TR
SW7471A/NONE	SO	072SB-0021-0001-SO	240-18441-6	N	Mercury	0.10	0.020	0.020 J	MG/KG	TR
SW7471A/NONE	SO	072SB-0022-0001-SO	240-18441-7	N	Mercury	0.095	0.029	0.029 J	MG/KG	TR
SW7471A/NONE	SO	072SB-0023-0001-SO	240-18441-8	N	Mercury	0.11	0.020	0.020 J	MG/KG	TR
SW7471A/NONE	SO	072SB-0024-0001-SO	240-18441-9	N	Mercury	0.10	0.018	0.018 J	MG/KG	TR
SW7471A/NONE	SO	072SB-0027-0001-SO	240-18441-12	FD	Mercury	0.10	0.022	0.022 J	MG/KG	TR
SW7471A/NONE	SO	073SB-0007M-0001-SO	240-18441-21	N	Mercury	0.097	0.029	0.029 J	MG/KG	TR
SW7471A/NONE	SO	073SB-0008M-0001-SO	240-18441-22	FD	Mercury	0.097	0.028	0.028 J	MG/KG	TR
SW7471A/NONE	SO	073SB-0009M-0001-SO	240-18441-23	N	Mercury	0.092	0.026	0.026 J	MG/KG	TR
SW7471A/NONE	SO	073SB-0010M-0001-SO	240-18441-24	FD	Mercury	0.087	0.019	0.019 J	MG/KG	TR
SW7471A/NONE	SO	073SB-0011M-0001-SO	240-18441-25	N	Mercury	0.10	0.023	0.023 J	MG/KG	TR
SW7471A/NONE	SO	073SB-0012M-0001-SO	240-18441-26	N	Mercury	0.090	0.024	0.024 J	MG/KG	TR
SW7471A/NONE	SO	073SB-0013M-0001-SO	240-18441-27	N	Mercury	0.087	0.050	0.050 J	MG/KG	TR
SW7471A/NONE	SO	073SB-0014M-0001-SO	240-18441-28	N	Mercury	0.10	0.044	0.044 J	MG/KG	TR
SW7471A/NONE	SO	073SB-0015M-0001-SO	240-18441-29	N	Mercury	0.13	0.020	0.020 J	MG/KG	TR
SW7471A/NONE	SO	075SB-0001-0001-SO	240-18441-20	N	Mercury	0.11	0.050	0.050 J	MG/KG	TR

Test Leach	Matrix	Field Sample ID	Lab Sample ID	Type	Analyte	RL	Lab Result	Qualified Result	Units	Reason
SW8260B/NONE	WG	072SB-0033-0001-TB	240-18441-18	N	Acetone	10.0	1.1	1.1 J	UG/L	TR
SW8260B/NONE	WG	072SB-0034-0001-TB	240-18441-19	N	Carbon Disulfide	1.0	0.75	0.75 J	UG/L	TR

Test Leach	Matrix	Field Sample ID	Lab Sample ID	Type	Analyte	RL	Lab Result	Qualified Result	Units	Reason
SW8270C/NONE	SO	072SB-0007-0001-SO	240-18441-1	N	Benzo(b)fluoranthene	7.4	16.0	16.0	UG/KG	

SW8270C/NONE	SO	072SB-0007-0001-SO	240-18441-1	N	Benzo(k)fluoranthene	7.4	7.3	7.3 J	UG/KG	TR
SW8270C/NONE	SO	072SB-0007-0001-SO	240-18441-1	N	Phenanthrene	7.4	5.6	5.6 J	UG/KG	TR
SW8270C/NONE	SO	072SB-0008-0001-SO	240-18441-2	N	Benzo(b)fluoranthene	7.4	8.1	8.1	UG/KG	
SW8270C/NONE	SO	072SB-0009-0001-SO	240-18441-3	N	Benzo(b)fluoranthene	7.2	7.0	7.0 J	UG/KG	TR
SW8270C/NONE	SO	072SB-0010-0001-SO	240-18441-4	N	Benzo(b)fluoranthene	7.3	16.0	16.0	UG/KG	
SW8270C/NONE	SO	072SB-0010-0001-SO	240-18441-4	N	Benzo(k)fluoranthene	7.3	5.0	5.0 J	UG/KG	TR
SW8270C/NONE	SO	072SB-0010-0001-SO	240-18441-4	N	Phenanthrene	7.3	4.4	4.4 J	UG/KG	TR
SW8270C/NONE	SO	072SB-0010-0001-SO	240-18441-4	N	Pyrene	7.3	7.1	7.1 J	UG/KG	TR
SW8270C/NONE	SO	072SB-0021-0001-SO	240-18441-6	N	Benzo(b)fluoranthene	7.1	5.8	5.8 J -	UG/KG	I/TR
SW8270C/NONE	SO	072SB-0021-0001-SO	240-18441-6	N	Benzo(k)fluoranthene	7.1	6.2	6.2 J -	UG/KG	I/TR
SW8270C/NONE	SO	072SB-0022-0001-SO	240-18441-7	N	Benzo(b)fluoranthene	7.3	9.4	9.4 J -	UG/KG	I
SW8270C/NONE	SO	072SB-0022-0001-SO	240-18441-7	N	Benzo(k)fluoranthene	7.3	6.1	6.1 J -	UG/KG	I/TR
SW8270C/NONE	SO	072SB-0023-0001-SO	240-18441-8	N	Benzo(b)fluoranthene	7.4	7.2	7.2 J	UG/KG	TR
SW8270C/NONE	SO	072SB-0024-0001-SO	240-18441-9	N	Benzo(a)anthracene	7.2	8.3	8.3 J -	UG/KG	I
SW8270C/NONE	SO	072SB-0024-0001-SO	240-18441-9	N	Benzo(b)fluoranthene	7.2	13.0	13.0 J -	UG/KG	I
SW8270C/NONE	SO	072SB-0024-0001-SO	240-18441-9	N	Benzo(k)fluoranthene	7.2	6.9	6.9 J -	UG/KG	I/TR
SW8270C/NONE	SO	072SB-0024-0001-SO	240-18441-9	N	Chrysene	7.2	5.6	5.6 J -	UG/KG	I/TR
SW8270C/NONE	SO	072SB-0024-0001-SO	240-18441-9	N	Fluoranthene	7.2	3.7	3.7 J -	UG/KG	I/TR
SW8270C/NONE	SO	072SB-0024-0001-SO	240-18441-9	N	Naphthalene	7.2	4.2	4.2 J -	UG/KG	I/TR
SW8270C/NONE	SO	072SB-0024-0001-SO	240-18441-9	N	Phenanthrene	7.2	7.2	7.2 J -	UG/KG	I
SW8270C/NONE	SO	072SB-0024-0001-SO	240-18441-9	N	Pyrene	7.2	5.2	5.2 J -	UG/KG	I/TR
SW8270C/NONE	SO	072SB-0026-0001-SO	240-18441-11	N	Benzo(a)anthracene	6.9	15.0	15.0 J -	UG/KG	I/d
SW8270C/NONE	SO	072SB-0026-0001-SO	240-18441-11	N	Benzo(a)pyrene	6.9	18.0	18.0 J -	UG/KG	I/d
SW8270C/NONE	SO	072SB-0026-0001-SO	240-18441-11	N	Benzo(b)fluoranthene	6.9	16.0	16.0 J -	UG/KG	I
SW8270C/NONE	SO	072SB-0026-0001-SO	240-18441-11	N	Benzo(g,h,i)perylene	6.9	140	140 J -	UG/KG	I/d
SW8270C/NONE	SO	072SB-0026-0001-SO	240-18441-11	N	Benzo(k)fluoranthene	6.9	5.8	5.8 J -	UG/KG	I/TR
SW8270C/NONE	SO	072SB-0026-0001-SO	240-18441-11	N	Chrysene	6.9	9.1	9.1 J -	UG/KG	I
SW8270C/NONE	SO	072SB-0026-0001-SO	240-18441-11	N	Dibenzofuran	52.0	16.0	16.0 J -	UG/KG	I/TR
SW8270C/NONE	SO	072SB-0026-0001-SO	240-18441-11	N	Fluorene	6.9	8.4	8.4 J -	UG/KG	I
SW8270C/NONE	SO	072SB-0026-0001-SO	240-18441-11	N	Fluoranthene	6.9	12.0	12.0 J -	UG/KG	I
SW8270C/NONE	SO	072SB-0026-0001-SO	240-18441-11	N	Indeno(1,2,3-c,d)Pyrene	6.9	17.0	17.0 J -	UG/KG	I
SW8270C/NONE	SO	072SB-0026-0001-SO	240-18441-11	N	2-Methylnaphthalene	6.9	100	100 J -	UG/KG	I/d
SW8270C/NONE	SO	072SB-0026-0001-SO	240-18441-11	N	Naphthalene	6.9	29.0	29.0 J -	UG/KG	I/d

SW8270C/NONE	SO	072SB-0026-0001-SO	240-18441-11	N	Phenanthrene	6.9	50.0	50.0 J -	UG/KG	I
SW8270C/NONE	SO	072SB-0026-0001-SO	240-18441-11	N	Pyrene	6.9	16.0	16.0 J -	UG/KG	I/d
SW8270C/NONE	SO	072SB-0027-0001-SO	240-18441-12	FD	bis(2-Ethylhexyl) Phthalate	52.0	25.0	25.0 J	UG/KG	TR
SW8270C/NONE	SO	072SB-0027-0001-SO	240-18441-12	FD	Benzo(a)anthracene	6.9	4.4	4.4 J	UG/KG	TR/d
SW8270C/NONE	SO	072SB-0027-0001-SO	240-18441-12	FD	Benzo(b)fluoranthene	6.9	15.0	15.0	UG/KG	
SW8270C/NONE	SO	072SB-0027-0001-SO	240-18441-12	FD	Benzo(g,h,i)perylene	6.9	42.0	42.0 J	UG/KG	d
SW8270C/NONE	SO	072SB-0027-0001-SO	240-18441-12	FD	Chrysene	6.9	9.1	9.1	UG/KG	
SW8270C/NONE	SO	072SB-0027-0001-SO	240-18441-12	FD	Dibenzofuran	52.0	8.7	8.7 J	UG/KG	TR
SW8270C/NONE	SO	072SB-0027-0001-SO	240-18441-12	FD	Fluoranthene	6.9	10.0	10.0	UG/KG	
SW8270C/NONE	SO	072SB-0027-0001-SO	240-18441-12	FD	Indeno(1,2,3-c,d)Pyrene	6.9	12.0	12.0	UG/KG	
SW8270C/NONE	SO	072SB-0027-0001-SO	240-18441-12	FD	2-Methylnaphthalene	6.9	11.0	11.0 J	UG/KG	d
SW8270C/NONE	SO	072SB-0027-0001-SO	240-18441-12	FD	Naphthalene	6.9	14.0	14.0 J	UG/KG	d
SW8270C/NONE	SO	072SB-0027-0001-SO	240-18441-12	FD	Phenanthrene	6.9	36.0	36.0	UG/KG	
SW8270C/NONE	SO	072SB-0027-0001-SO	240-18441-12	FD	Pyrene	6.9	7.1	7.1 J	UG/KG	d
SW8270C/NONE	SO	072SB-0028-0001-SO	240-18441-13	N	Benzo(a)anthracene	7.0	11.0	11.0 J -	UG/KG	H2
SW8270C/NONE	SO	072SB-0028-0001-SO	240-18441-13	N	Benzo(a)pyrene	7.0	11.0	11.0 J -	UG/KG	H2
SW8270C/NONE	SO	072SB-0028-0001-SO	240-18441-13	N	Benzo(b)fluoranthene	7.0	13.0	13.0 J -	UG/KG	H2
SW8270C/NONE	SO	072SB-0028-0001-SO	240-18441-13	N	Benzo(g,h,i)perylene	7.0	84.0	84.0 J -	UG/KG	H2
SW8270C/NONE	SO	072SB-0028-0001-SO	240-18441-13	N	Benzo(k)fluoranthene	7.0	4.8	4.8 J -	UG/KG	H2/TR
SW8270C/NONE	SO	072SB-0028-0001-SO	240-18441-13	N	Chrysene	7.0	7.7	7.7 J -	UG/KG	H2
SW8270C/NONE	SO	072SB-0028-0001-SO	240-18441-13	N	Dibenzofuran	52.0	14.0	14.0 J -	UG/KG	H2/TR
SW8270C/NONE	SO	072SB-0028-0001-SO	240-18441-13	N	Fluorene	7.0	4.3	4.3 J -	UG/KG	H2/TR
SW8270C/NONE	SO	072SB-0028-0001-SO	240-18441-13	N	Fluoranthene	7.0	11.0	11.0 J -	UG/KG	H2
SW8270C/NONE	SO	072SB-0028-0001-SO	240-18441-13	N	Indeno(1,2,3-c,d)Pyrene	7.0	13.0	13.0 J -	UG/KG	H2
SW8270C/NONE	SO	072SB-0028-0001-SO	240-18441-13	N	2-Methylnaphthalene	7.0	67.0	67.0 J -	UG/KG	H2
SW8270C/NONE	SO	072SB-0028-0001-SO	240-18441-13	N	Naphthalene	7.0	27.0	27.0 J -	UG/KG	H2
SW8270C/NONE	SO	072SB-0028-0001-SO	240-18441-13	N	Phenanthrene	7.0	43.0	43.0 J -	UG/KG	H2
SW8270C/NONE	SO	072SB-0028-0001-SO	240-18441-13	N	Pyrene	7.0	16.0	16.0 J -	UG/KG	H2
SW8270C/NONE	SO	072SB-0029-0001-SO	240-18441-14	N	bis(2-Ethylhexyl) Phthalate	52.0	22.0	22.0 J	UG/KG	TR
SW8270C/NONE	SO	072SB-0029-0001-SO	240-18441-14	N	Benzo(a)anthracene	6.9	7.0	7.0	UG/KG	
SW8270C/NONE	SO	072SB-0029-0001-SO	240-18441-14	N	Benzo(a)pyrene	6.9	25.0	25.0	UG/KG	
SW8270C/NONE	SO	072SB-0029-0001-SO	240-18441-14	N	Benzo(b)fluoranthene	6.9	12.0	12.0	UG/KG	
SW8270C/NONE	SO	072SB-0029-0001-SO	240-18441-14	N	Benzo(g,h,i)perylene	6.9	140	140	UG/KG	

SW8270C/NONE	SO	072SB-0029-0001-SO	240-18441-14	N	Benzo(k)fluoranthene	6.9	4.4	4.4 J	UG/KG	TR
SW8270C/NONE	SO	072SB-0029-0001-SO	240-18441-14	N	Chrysene	6.9	10.0	10.0	UG/KG	
SW8270C/NONE	SO	072SB-0029-0001-SO	240-18441-14	N	Dibenzofuran	52.0	15.0	15.0 J	UG/KG	TR
SW8270C/NONE	SO	072SB-0029-0001-SO	240-18441-14	N	Fluorene	6.9	9.0	9.0	UG/KG	
SW8270C/NONE	SO	072SB-0029-0001-SO	240-18441-14	N	Fluoranthene	6.9	10.0	10.0	UG/KG	
SW8270C/NONE	SO	072SB-0029-0001-SO	240-18441-14	N	Indeno(1,2,3-c,d)Pyrene	6.9	23.0	23.0	UG/KG	
SW8270C/NONE	SO	072SB-0029-0001-SO	240-18441-14	N	2-Methylnaphthalene	6.9	130	130	UG/KG	
SW8270C/NONE	SO	072SB-0029-0001-SO	240-18441-14	N	Naphthalene	6.9	36.0	36.0	UG/KG	
SW8270C/NONE	SO	072SB-0029-0001-SO	240-18441-14	N	Phenanthrene	6.9	46.0	46.0	UG/KG	
SW8270C/NONE	SO	072SB-0029-0001-SO	240-18441-14	N	Pyrene	6.9	14.0	14.0	UG/KG	
SW8270C/NONE	SO	072SB-0030-0001-SO	240-18441-15	N	bis(2-Ethylhexyl) Phthalate	51.0	20.0	20.0 J	UG/KG	TR
SW8270C/NONE	SO	072SB-0030-0001-SO	240-18441-15	N	Benzo(a)anthracene	6.8	6.8	6.8	UG/KG	
SW8270C/NONE	SO	072SB-0030-0001-SO	240-18441-15	N	Benzo(a)pyrene	6.8	20.0	20.0	UG/KG	
SW8270C/NONE	SO	072SB-0030-0001-SO	240-18441-15	N	Benzo(b)fluoranthene	6.8	12.0	12.0	UG/KG	
SW8270C/NONE	SO	072SB-0030-0001-SO	240-18441-15	N	Benzo(g,h,i)perylene	6.8	98.0	98.0	UG/KG	
SW8270C/NONE	SO	072SB-0030-0001-SO	240-18441-15	N	Benzo(k)fluoranthene	6.8	5.3	5.3 J	UG/KG	TR
SW8270C/NONE	SO	072SB-0030-0001-SO	240-18441-15	N	Chrysene	6.8	10.0	10.0	UG/KG	
SW8270C/NONE	SO	072SB-0030-0001-SO	240-18441-15	N	Dibenz(a,h)anthracene	6.8	16.0	16.0	UG/KG	
SW8270C/NONE	SO	072SB-0030-0001-SO	240-18441-15	N	Dibenzofuran	51.0	14.0	14.0 J	UG/KG	TR
SW8270C/NONE	SO	072SB-0030-0001-SO	240-18441-15	N	Fluorene	6.8	5.2	5.2 J	UG/KG	TR
SW8270C/NONE	SO	072SB-0030-0001-SO	240-18441-15	N	Fluoranthene	6.8	12.0	12.0	UG/KG	
SW8270C/NONE	SO	072SB-0030-0001-SO	240-18441-15	N	Indeno(1,2,3-c,d)Pyrene	6.8	18.0	18.0	UG/KG	
SW8270C/NONE	SO	072SB-0030-0001-SO	240-18441-15	N	2-Methylnaphthalene	6.8	83.0	83.0	UG/KG	
SW8270C/NONE	SO	072SB-0030-0001-SO	240-18441-15	N	Naphthalene	6.8	27.0	27.0	UG/KG	
SW8270C/NONE	SO	072SB-0030-0001-SO	240-18441-15	N	Phenanthrene	6.8	48.0	48.0	UG/KG	
SW8270C/NONE	SO	072SB-0030-0001-SO	240-18441-15	N	Pyrene	6.8	14.0	14.0	UG/KG	
SW8270C/NONE	SO	072SB-0031-0001-SO	240-18441-16	N	bis(2-Ethylhexyl) Phthalate	53.0	22.0	22.0 J	UG/KG	TR
SW8270C/NONE	SO	072SB-0031-0001-SO	240-18441-16	N	Benzo(a)anthracene	7.0	7.0	7.0	UG/KG	
SW8270C/NONE	SO	072SB-0031-0001-SO	240-18441-16	N	Benzo(a)pyrene	7.0	26.0	26.0	UG/KG	
SW8270C/NONE	SO	072SB-0031-0001-SO	240-18441-16	N	Benzo(b)fluoranthene	7.0	13.0	13.0	UG/KG	
SW8270C/NONE	SO	072SB-0031-0001-SO	240-18441-16	N	Benzo(g,h,i)perylene	7.0	150	150	UG/KG	
SW8270C/NONE	SO	072SB-0031-0001-SO	240-18441-16	N	Benzo(k)fluoranthene	7.0	6.1	6.1 J	UG/KG	TR

SW8270C/NONE	SO	072SB-0031-0001-SO	240-18441-16	N	Chrysene	7.0	10.0	10.0	UG/KG		
SW8270C/NONE	SO	072SB-0031-0001-SO	240-18441-16	N	Dibenz(a,h)anthracene	7.0	20.0	20.0	UG/KG		
SW8270C/NONE	SO	072SB-0031-0001-SO	240-18441-16	N	Dibenzofuran	53.0	16.0	16.0 J	UG/KG		TR
SW8270C/NONE	SO	072SB-0031-0001-SO	240-18441-16	N	Fluorene	7.0	7.6	7.6	UG/KG		
SW8270C/NONE	SO	072SB-0031-0001-SO	240-18441-16	N	Fluoranthene	7.0	12.0	12.0	UG/KG		
SW8270C/NONE	SO	072SB-0031-0001-SO	240-18441-16	N	Indeno(1,2,3-c,d)Pyrene	7.0	24.0	24.0	UG/KG		
SW8270C/NONE	SO	072SB-0031-0001-SO	240-18441-16	N	2-Methylnaphthalene	7.0	110	110	UG/KG		
SW8270C/NONE	SO	072SB-0031-0001-SO	240-18441-16	N	Naphthalene	7.0	34.0	34.0	UG/KG		
SW8270C/NONE	SO	072SB-0031-0001-SO	240-18441-16	N	Phenanthrene	7.0	54.0	54.0	UG/KG		
SW8270C/NONE	SO	072SB-0031-0001-SO	240-18441-16	N	Pyrene	7.0	16.0	16.0	UG/KG		
SW8270C/NONE	SO	072SB-0032-0001-SO	240-18441-17	N	Acenaphthene	7.0	5.1	5.1 J -	UG/KG		H2/TR
SW8270C/NONE	SO	072SB-0032-0001-SO	240-18441-17	N	Acenaphthylene	7.0	3.7	3.7 J -	UG/KG		H2/TR
SW8270C/NONE	SO	072SB-0032-0001-SO	240-18441-17	N	Anthracene	7.0	7.1	7.1 J -	UG/KG		H2
SW8270C/NONE	SO	072SB-0032-0001-SO	240-18441-17	N	bis(2-Ethylhexyl) Phthalate	52.0	24.0	24.0 J -	UG/KG		H2/TR
SW8270C/NONE	SO	072SB-0032-0001-SO	240-18441-17	N	Benzo(a)pyrene	7.0	22.0	22.0 J -	UG/KG		H2
SW8270C/NONE	SO	072SB-0032-0001-SO	240-18441-17	N	Benzo(b)fluoranthene	7.0	21.0	21.0 J -	UG/KG		H2
SW8270C/NONE	SO	072SB-0032-0001-SO	240-18441-17	N	Benzo(g,h,i)perylene	7.0	130	130 J -	UG/KG		H2
SW8270C/NONE	SO	072SB-0032-0001-SO	240-18441-17	N	Benzo(k)fluoranthene	7.0	7.9	7.9 J -	UG/KG		H2
SW8270C/NONE	SO	072SB-0032-0001-SO	240-18441-17	N	Dibenz(a,h)anthracene	7.0	11.0	11.0 J -	UG/KG		H2
SW8270C/NONE	SO	072SB-0032-0001-SO	240-18441-17	N	Dibenzofuran	52.0	20.0	20.0 J -	UG/KG		H2/TR
SW8270C/NONE	SO	072SB-0032-0001-SO	240-18441-17	N	Fluorene	7.0	11.0	11.0 J -	UG/KG		H2
SW8270C/NONE	SO	072SB-0032-0001-SO	240-18441-17	N	Fluoranthene	7.0	20.0	20.0 J -	UG/KG		H2
SW8270C/NONE	SO	072SB-0032-0001-SO	240-18441-17	N	Indeno(1,2,3-c,d)Pyrene	7.0	22.0	22.0 J -	UG/KG		H2
SW8270C/NONE	SO	072SB-0032-0001-SO	240-18441-17	N	2-Methylnaphthalene	7.0	120	120 J -	UG/KG		H2
SW8270C/NONE	SO	072SB-0032-0001-SO	240-18441-17	N	Naphthalene	7.0	35.0	35.0 J -	UG/KG		H2
SW8270C/NONE	SO	072SB-0032-0001-SO	240-18441-17	N	Phenanthrene	7.0	57.0	57.0 J -	UG/KG		H2
SW8270C/NONE	SO	072SB-0032-0001-SO	240-18441-17	N	Pyrene	7.0	22.0	22.0 J -	UG/KG		H2
SW8270C/NONE	SO	073SB-0007M-0001-SO	240-18441-21	N	Benzo(a)pyrene	34.0	60.0	60.0	UG/KG		
SW8270C/NONE	SO	073SB-0007M-0001-SO	240-18441-21	N	Benzo(b)fluoranthene	34.0	35.0	35.0	UG/KG		
SW8270C/NONE	SO	073SB-0007M-0001-SO	240-18441-21	N	Benzo(g,h,i)perylene	34.0	23.0	23.0 J	UG/KG		TR
SW8270C/NONE	SO	073SB-0007M-0001-SO	240-18441-21	N	Dibenzofuran	250	17.0	17.0 J	UG/KG		TR
SW8270C/NONE	SO	073SB-0007M-0001-SO	240-18441-21	N	Fluoranthene	34.0	33.0	33.0 J	UG/KG		TR
SW8270C/NONE	SO	073SB-0007M-0001-SO	240-18441-21	N	Indeno(1,2,3-c,d)Pyrene	34.0	41.0	41.0	UG/KG		

SW8270C/NONE	SO	073SB-0007M-0001-SO	240-18441-21	N	2-Methylnaphthalene	34.0	62.0	62.0		UG/KG	
SW8270C/NONE	SO	073SB-0007M-0001-SO	240-18441-21	N	Naphthalene	34.0	46.0	46.0		UG/KG	
SW8270C/NONE	SO	073SB-0007M-0001-SO	240-18441-21	N	Phenanthrene	34.0	45.0	45.0		UG/KG	
SW8270C/NONE	SO	073SB-0007M-0001-SO	240-18441-21	N	Pyrene	34.0	29.0	29.0	J	UG/KG	TR
SW8270C/NONE	SO	073SB-0008M-0001-SO	240-18441-22	FD	Benzo(a)pyrene	34.0	49.0	49.0		UG/KG	
SW8270C/NONE	SO	073SB-0008M-0001-SO	240-18441-22	FD	Fluoranthene	34.0	21.0	21.0	J	UG/KG	TR
SW8270C/NONE	SO	073SB-0008M-0001-SO	240-18441-22	FD	2-Methylnaphthalene	34.0	39.0	39.0		UG/KG	
SW8270C/NONE	SO	073SB-0008M-0001-SO	240-18441-22	FD	Naphthalene	34.0	29.0	29.0	J	UG/KG	TR
SW8270C/NONE	SO	073SB-0008M-0001-SO	240-18441-22	FD	Phenanthrene	34.0	34.0	34.0		UG/KG	
SW8270C/NONE	SO	073SB-0008M-0001-SO	240-18441-22	FD	Pyrene	34.0	32.0	32.0	J	UG/KG	TR
SW8270C/NONE	SO	073SB-0009M-0001-SO	240-18441-23	N	2-Methylnaphthalene	33.0	23.0	23.0	J	UG/KG	TR
SW8270C/NONE	SO	073SB-0009M-0001-SO	240-18441-23	N	Phenanthrene	33.0	27.0	27.0	J	UG/KG	TR
SW8270C/NONE	SO	073SB-0009M-0001-SO	240-18441-23	N	Pyrene	33.0	17.0	17.0	J	UG/KG	TR
SW8270C/NONE	SO	073SB-0012M-0001-SO	240-18441-26	N	Benzo(a)pyrene	33.0	45.0	45.0		UG/KG	
SW8270C/NONE	SO	073SB-0012M-0001-SO	240-18441-26	N	Isophorone	250	74.0	74.0	J	UG/KG	TR
SW8270C/NONE	SO	073SB-0012M-0001-SO	240-18441-26	N	2-Methylnaphthalene	33.0	24.0	24.0	J	UG/KG	TR
SW8270C/NONE	SO	073SB-0012M-0001-SO	240-18441-26	N	Phenanthrene	33.0	20.0	20.0	J	UG/KG	TR
SW8270C/NONE	SO	073SB-0013M-0001-SO	240-18441-27	N	Benzo(a)pyrene	34.0	60.0	60.0		UG/KG	
SW8270C/NONE	SO	073SB-0013M-0001-SO	240-18441-27	N	Benzo(b)fluoranthene	34.0	40.0	40.0		UG/KG	
SW8270C/NONE	SO	073SB-0013M-0001-SO	240-18441-27	N	Benzo(g,h,i)perylene	34.0	31.0	31.0	J	UG/KG	TR
SW8270C/NONE	SO	073SB-0013M-0001-SO	240-18441-27	N	Dibenzofuran	250	27.0	27.0	J	UG/KG	TR
SW8270C/NONE	SO	073SB-0013M-0001-SO	240-18441-27	N	Fluoranthene	34.0	58.0	58.0		UG/KG	
SW8270C/NONE	SO	073SB-0013M-0001-SO	240-18441-27	N	2-Methylnaphthalene	34.0	100	100		UG/KG	
SW8270C/NONE	SO	073SB-0013M-0001-SO	240-18441-27	N	Naphthalene	34.0	67.0	67.0		UG/KG	
SW8270C/NONE	SO	073SB-0013M-0001-SO	240-18441-27	N	Phenanthrene	34.0	100	100		UG/KG	
SW8270C/NONE	SO	073SB-0013M-0001-SO	240-18441-27	N	Pyrene	34.0	64.0	64.0		UG/KG	
SW8270C/NONE	SO	073SB-0014M-0001-SO	240-18441-28	N	bis(2-Ethylhexyl) Phthalate	50.0	27.0	27.0	J	UG/KG	TR
SW8270C/NONE	SO	073SB-0014M-0001-SO	240-18441-28	N	Benzo(a)pyrene	6.7	7.5	7.5		UG/KG	
SW8270C/NONE	SO	073SB-0014M-0001-SO	240-18441-28	N	Benzo(b)fluoranthene	6.7	12.0	12.0		UG/KG	
SW8270C/NONE	SO	073SB-0014M-0001-SO	240-18441-28	N	Benzo(g,h,i)perylene	6.7	5.6	5.6	J -	UG/KG	TR/J
SW8270C/NONE	SO	073SB-0014M-0001-SO	240-18441-28	N	Dibenzofuran	50.0	4.7	4.7	J	UG/KG	TR
SW8270C/NONE	SO	073SB-0014M-0001-SO	240-18441-28	N	Fluoranthene	6.7	18.0	18.0	J	UG/KG	V1
SW8270C/NONE	SO	073SB-0014M-0001-SO	240-18441-28	N	Isophorone	50.0	29.0	29.0	J	UG/KG	TR

SW8270C/NONE	SO	073SB-0014M-0001-SO	240-18441-28	N	2-Methylnaphthalene	6.7	15.0	15.0	UG/KG		
SW8270C/NONE	SO	073SB-0014M-0001-SO	240-18441-28	N	Naphthalene	6.7	8.0	8.0	UG/KG		
SW8270C/NONE	SO	073SB-0014M-0001-SO	240-18441-28	N	Phenanthrene	6.7	19.0	19.0	UG/KG		
SW8270C/NONE	SO	073SB-0014M-0001-SO	240-18441-28	N	Pyrene	6.7	14.0	14.0	UG/KG		
SW8270C/NONE	SO	073SB-0015M-0001-SO	240-18441-29	N	bis(2-Ethylhexyl) Phthalate	60.0	27.0	27.0 J	UG/KG		TR
SW8270C/NONE	SO	073SB-0015M-0001-SO	240-18441-29	N	Fluoranthene	8.0	5.3	5.3 J	UG/KG		TR/V1
SW8270C/NONE	SO	073SB-0015M-0001-SO	240-18441-29	N	Isophorone	60.0	19.0	19.0 J	UG/KG		TR
SW8270C/NONE	SO	073SB-0015M-0001-SO	240-18441-29	N	Phenanthrene	8.0	4.2	4.2 J	UG/KG		TR
SW8270C/NONE	SO	073SB-0015M-0001-SO	240-18441-29	N	Pyrene	8.0	5.3	5.3 J	UG/KG		TR

AUTOMATED DATA REVIEW SUMMARY for 240-18441-1_(72-73-75-SB)

Rejected Results

Test Leach	Matrix	Field Sample ID	Type	Analyte	RL	Lab Result	Qualified Result	Units	Reason
SW6020/NONE	SO	072SB-0026-0001-SO	N	Antimony	0.20	0.20	R	MG/KG	M
SW6020/NONE	SO	072SB-0028-0001-SO	N	Antimony	0.18	0.18	R	MG/KG	M
SW6020/NONE	SO	072SB-0029-0001-SO	N	Antimony	0.19	0.19	R	MG/KG	M
SW6020/NONE	SO	072SB-0030-0001-SO	N	Antimony	0.16	0.16	R	MG/KG	M
SW6020/NONE	SO	072SB-0031-0001-SO	N	Antimony	0.20	0.20	R	MG/KG	M
SW6020/NONE	SO	072SB-0032-0001-SO	N	Antimony	0.21	0.21	R	MG/KG	M
SW6020/NONE	SO	073SB-0015M-0001-SO	N	Antimony	0.21	0.21	R	MG/KG	M

AUTOMATED DATA REVIEW SUMMARY for 240-18441-1_(72-73-75-SB)

Anomalies Count

SDG Name: 240-18441-1_(72-73-75-SB)

Test/Extraction Method/Leach	# of Field Samples Outside of Compliance	# of Analytes Outside of Compliance
E353.2/METHOD/NONE	2	2
M8015D/SW3540C/NONE	15	30
M8015V/SW3550B/NONE	6	6
SW6020/SW3050B/NONE	11	18
SW7471A/TOTAL/NONE	3	3
SW8081/SW3540C/NONE	2	30
SW8082/SW3540C/NONE	2	14
SW8260B/SW5035/NONE	11	227
SW8270C/SW3550/NONE	17	208

Anomalies are cases where the reported RL exceeds that specified in the governing project document.

Worksheet

SDG Name: 240-18441-1_(72-73-75-SB)

Method: E353.2

Review Questions	Yes	No	NA	Comment
Did Chain-of-Custody information agree with laboratory report and EDD for requested field samples and tests?	Y			
Were samples preserved properly and received in good condition?	Y			
Were holding times met?	Y			
Were sample receipt temperatures met?	Y			
Were QAPP specified RLs achieved?	Y			
Were all QAPP specified target analytes reported?	Y			
Was the initial calibration curve within QAPP acceptance limits?			•	Not Required
Were the ICV/CCVs analyzed (frequency) as required in the QAPP?	Y			
Were ICV/CCV results within QAPP acceptance limits?		N		ICV %R above QC criteria; all samples ND, no impact.
Were the ICB/CCBs analyzed (frequency) as required in the QAPP?	Y			
Was a method blank prepared and analyzed with each batch?	Y			
Were target analytes detected in the ICB/CCB/method blank?		N		
Was a field blank collected and analyzed?		N		Not Required
Were target analytes reported in the field blank analyses above the MDL?			•	
If a field duplicate was analyzed, were the RPDs within QAPP acceptance limits?			•	No field duplicate submitted for this analysis
Was a LCS prepared and analyzed with each batch?	Y			
Were the LCS recoveries within QAPP acceptance limits?	Y			
Was a duplicate sample prepared and analyzed with each batch?			•	Not Required
Was the duplicate RPD within QAPP acceptance limits?			•	Not Required
Was a MS/MSD pair prepared with each batch?		N		Not Required
Is the MS/MSD parent sample the one designated by the sampling team?			•	No samples submitted for MS/MSD analysis
Were the MS/MSD recoveries and RPDs within QAPP acceptance limits?			•	
Were sample concentrations within calibration range?	Y			
Have all Laboratory Case Narrative comments/findings been addressed in the data review process?	Y			
Are all samples associated with QC non-compliances flagged appropriately?	Y			
Are the Qualified, Detected, and Rejected tables of the ADR report in agreement?	Y			

Method: M8015D

AUTOMATED DATA REVIEW SUMMARY for 240-18441-1_(72-73-75-SB)

Review Questions	Yes	No	NA	Comment
Did Chain-of-Custody information agree with laboratory report?	Y			
Were samples preserved properly and received in good condition?	Y			
Were sample receipt temperatures met?	Y			
Were holding times for prep and analysis met?	Y			
Does the initial calibration curve consist of 5 concentration levels, with the low standard near but > MDL?	Y			
Is the ICAL %RSD within acceptance limits (%D =20%) on both columns?	Y			
Was a second source verification analyzed after the ICAL and all analytes within criteria (%D =20%)?	Y			
Was a CCV run at the beginning of the analytical sequence and every 12 hours?	Y			
Was the CCV a mid-level standard from the initial calibration curve?	Y			
Was the CCV %D within criteria (%D =20%)?	Y			
Was a method blank prepared and analyzed with each batch?	Y			
Were target analytes detected in the method blank above the MDL?		N		
Was a field blank (equipment or trip) collected and analyzed?		N		Not Required
Were target analytes reported in the field blank analyses above the MDL?			•	
Were surrogate recoveries within QAPP acceptance limits?	Y			
Was an LCS/LCSD pair prepared and analyzed with each batch? (if applicable)	Y			Single LCS only
Were the LCS recoveries within QAPP acceptance limits?	Y			
Were the LCS/LCSD RPDs within QAPP acceptance limits? (if applicable)			•	
If a field duplicate was analyzed, were the RPDs within QAPP acceptance limits (RPD = 30%) ?	Y			
Is the MS/MSD parent sample the one designated by the sampling team?	Y			
Were MS/MSD recoveries and RPD within QAPP acceptance limits?	Y			
Were all QAPP-specified target analytes reported?	Y			
Were reported sample concentrations within calibration range?	Y			
Are all samples associated with QC non-compliances flagged appropriately?	Y			
Are the Qualified, Detected, and Rejected tables of the ADR report in agreement?	Y			
Have all Laboratory Case Narrative comments/findings been addressed in the data review process?	Y			
Were sample preparation sheets present and filled out appropriately?	Y			
Were instrument run logs present and filled out appropriately?	Y			

Method: M8015V

AUTOMATED DATA REVIEW SUMMARY for 240-18441-1_(72-73-75-SB)

Review Questions	Yes	No	NA	Comment
Did Chain-of-Custody information agree with laboratory report?	Y			
Were samples preserved properly and received in good condition?	Y			
Were sample receipt temperatures met?	Y			
Were holding times for prep and analysis met?	Y			
Does the initial calibration curve consist of 5 concentration levels, with the low standard near but > MDL?	Y			
Is the ICAL %RSD within acceptance limits (%D =20%) on both columns?	Y			
Was a second source verification analyzed after the ICAL and all analytes within criteria (%D =20%)?	Y			
Was a CCV run at the beginning of the analytical sequence and every 12 hours?	Y			
Was the CCV a mid-level standard from the initial calibration curve?	Y			
Was the CCV %D within criteria (%D =20%)?	Y			
Was a method blank prepared and analyzed with each batch?	Y			
Were target analytes detected in the method blank above the MDL?		N		
Was a field blank (equipment or trip) collected and analyzed?		N		Not Required
Were target analytes reported in the field blank analyses above the MDL?			•	
Were surrogate recoveries within QAPP acceptance limits?	Y			
Was an LCS/LCSD pair prepared and analyzed with each batch? (if applicable)	Y			Single LCS Only
Were the LCS recoveries within QAPP acceptance limits?	Y			
Were the LCS/LCSD RPDs within QAPP acceptance limits? (if applicable)			•	
If a field duplicate was analyzed, were the RPDs within QAPP acceptance limits (RPD = 30%) ?	Y			
Is the MS/MSD parent sample the one designated by the sampling team?	Y			
Were MS/MSD recoveries and RPD within QAPP acceptance limits?	Y			
Were all QAPP-specified target analytes reported?	Y			
Were reported sample concentrations within calibration range?	Y			
Are all samples associated with QC non-compliances flagged appropriately?	Y			
Are the Qualified, Detected, and Rejected tables of the ADR report in agreement?	Y			
Have all Laboratory Case Narrative comments/findings been addressed in the data review process?	Y			
Were sample preparation sheets present and filled out appropriately?	Y			
Were instrument run logs present and filled out appropriately?	Y			

Method: SW6020

AUTOMATED DATA REVIEW SUMMARY for 240-18441-1_(72-73-75-SB)

Review Questions	Yes	No	NA	Comment
Did Chain-of-Custody information agree with laboratory report and EDD for requested field samples and tests?	Y			
Were samples preserved properly and received in good condition?	Y			
Were holding times met?	Y			
Were sample receipt temperatures met?	Y			
Were QAPP specified RLs achieved?	Y			Dilutions performed on sample 1 (Fe and Mn X10), and samples 4 and 6-9 (Fe X10).
Were all QAPP specified target analytes reported?	Y			
Was the initial calibration curve within QAPP acceptance limits?			•	Not Required
Were the ICV/CCVs analyzed (frequency) as required in the QAPP?	Y			
Were ICV/CCV results within QAPP acceptance limits?	Y			
Were the ICB/CCBs analyzed (frequency) as required in the QAPP?	Y			
Was a method blank prepared and analyzed with each batch?	Y			
Were target analytes detected in the ICB/CCB/method blank?	Y			All blank detections were below the CRQL. Ca detected in ICBs. Al, Ca, Mn, and Se detected in CCBs, Al, Ca, Fe, and Mn detected in MB1. Al, Ba, Ca, Cu, Fe, and Mn detected in MB2. Al and Ca detected in MB3. All associated sample data > CRQL and > 10x blank concentration. No impact on samples.
Was a field blank collected and analyzed?		N		Not Required
Were target analytes reported in the field blank analyses above the MDL?			•	
Was an Interference Check Standard (ICS) run at the beginning and end of every run?	Y			
Was the ICS recovery within QAPP acceptance limits?	Y			Ba, Cd, Co, Cu, Mn, Ni, and Zn noted in both ISCAs as having values > MDLs. However, all values were below their CRQLs; no impact on data.
If a field duplicate was analyzed, were the RPDs within criteria?		N		As, Ba and Ca RPDs for samples 11/12 (072SB) outside QC criteria. Qualified as estimates As, Ba, and Ca for all 072SB samples in package (samples 1-4, 6-9, 11-17). Ca RPD for samples 21/22 (073SB) outside criteria.. As all RPDs within QC criteria for samples 23/24 (073SB), qualified sample results for 21/22 only as estimates.)
Was a LCS prepared and analyzed with each batch?	Y			
Were the LCS recoveries within QAPP acceptance limits?	Y			
Was a MS/MSD pair prepared with each batch?	Y			MS/Lab Duplicate Performed
Is the MS/MSD parent sample the one designated by the sampling team?	Y			
Were the MS/MSD within QAPP acceptance limits?		N		MS recovery in sample 11 were below QC criteria (<30%) for Sb. All Sb 072SB detected results (samples 1-4, 6-9 and 12) are

				considered estimates and 072SB ND results (samples 11 and 13-17) are Rejected. MS recovery in sample 11 were below QC criteria for Tl. All Tl 072 SB results are considered estimates (samples 1-4, 6-9, 11-17). MS recovery in sample 21 below QC criteria (<30%) for Sb. All Sb 073SB detected results (samples 21-28) are considered estimates and the 073SB ND result (sample 29) is Rejected. MS recoveries in sample 21 were above QC criteria for Mg, Va, and K. All Mg, Va, and K results (all detects) are considered estimates (samples 21-29). RPDs were within QC criteria for lab duplicates of samples 11 and 21. All recoveries were within QC limits for the post-digestion spike samples analyzed for samples 11 and 21.
Was a serial dilution prepared and analyzed with each batch?	Y			
Was the serial dilution within QAPP acceptance limits?		N		SD % Difference result for Zn in sample 11 was outside QC criteria. Zn results for 072SB samples are considered estimates (samples 1-4, 6-9, 11-17). All %D were within QC criteria for the sample 21 SD.
Were sample concentrations within calibration range?	Y			
Have all Laboratory Case Narrative comments/findings been addressed in the data review process?	Y			
Are all samples associated with QC non-compliances flagged appropriately?	Y			
Are the Qualified, Detected, and Rejected tables of the ADR report in agreement?	Y			

Method: SW7471A

Review Questions	Yes	No	NA	Comment
Did Chain-of-Custody information agree with laboratory report and EDD for requested field samples and tests?	Y			
Were samples preserved properly and received in good condition?	Y			
Were holding times met?	Y			
Were sample receipt temperatures met?	Y			
Were QAPP specified RLs achieved?	Y			
Were all QAPP specified target analytes reported?	Y			
Was the initial calibration curve within QAPP acceptance limits?			•	Not Required
Were the ICV/CCVs analyzed (frequency) as required in the QAPP?	Y			
Were ICV/CCV results within QAPP acceptance limits?	Y			
Were the ICB/CCBs analyzed (frequency) as required in the QAPP?	Y			
Was a method blank prepared and analyzed with each batch?	Y			
Were target analytes detected in the ICB/CCB/method blank?		N		

Was a field blank collected and analyzed?		N		Not Required
Were target analytes reported in the field blank analyses above the MDL?			•	
Was the ICS recovery within QAPP acceptance limits?			•	Not Required
If a field duplicate was analyzed, were the RPDs within criteria?	Y			
Was a LCS prepared and analyzed with each batch?	Y			
Were the LCS recoveries within QAPP acceptance limits?	Y			
Was a MS/MSD pair prepared with each batch?	Y			MS/Lab Duplicate Performed
Is the MS/MSD parent sample the one designated by the sampling team?	Y			
Were the MS/MSD within QAPP acceptance limits?	Y			
Were sample concentrations within calibration range?	Y			
Have all Laboratory Case Narrative comments/findings been addressed in the data review process?	Y			
Are all samples associated with QC non-compliances flagged appropriately?	Y			
Are the Qualified, Detected, and Rejected tables of the ADR report in agreement?	Y			
Method: SW8081				
Did Chain-of-Custody information agree with laboratory report?	Y			
Were samples preserved properly and received in good condition?	Y			
Were sample receipt temperatures met?	Y			
Were holding times for prep and analysis met?	Y			
Does the initial calibration curve consist of 5 concentration levels, with the low standard near but > MDL?	Y			
Is the ICAL %RSD within acceptance limits (%D =20%) on both columns?	Y			
Was a second source verification analyzed after the ICAL and all analytes within criteria (%D =20%)?	Y			
Was a CCV run at the beginning of the analytical sequence and every 12 hours?	Y			
Was the CCV a mid-level standard from the initial calibration curve?	Y			
Was the CCV %D within criteria (%D =20%)?	Y			
Was a method blank prepared and analyzed with each batch?	Y			
Were target analytes detected in the method blank above the MDL?		N		
Was a field blank (equipment or trip) collected and analyzed?		N		Not Required
Were target analytes reported in the field blank analyses above the MDL?			•	
Were surrogate recoveries within QAPP acceptance limits?	Y			
Was an LCS/LCSD pair prepared and analyzed with each batch? (if applicable)	Y			Single LCS only

Were the LCS recoveries within QAPP acceptance limits?	Y			
Were the LCS/LCSD RPDs within QAPP acceptance limits? (if applicable)			•	
If a field duplicate was analyzed, were the RPDs within QAPP acceptance limits (RPD = 30%) ?			•	No Field duplicate submitted for this analysis.
Were the Breakdown products within QAPP acceptance limits?	Y			
Is the MS/MSD parent sample the one designated by the sampling team?		N		No MS/MSD requested for this analysis.
Were MS/MSD recoveries and RPD within QAPP acceptance limits?			•	Not Required
Were all QAPP-specified target analytes reported?	Y			
Were reported sample concentrations within calibration range?	Y			
Were RPDs between primary and confirmation columns < 40%?			•	No detections
Are all samples associated with QC non-compliances flagged appropriately?	Y			
Are the Qualified, Detected, and Rejected tables of the ADR report in agreement?	Y			
Have all Laboratory Case Narrative comments/findings been addressed in the data review process?	Y			
Were sample preparation sheets present and filled out appropriately?	Y			
Were instrument run logs present and filled out appropriately?	Y			

Method: SW8082

Review Questions	Yes	No	NA	Comment
Did Chain-of-Custody information agree with laboratory report?	Y			
Were samples preserved properly and received in good condition?	Y			
Were sample receipt temperatures met?	Y			
Were holding times for prep and analysis met?	Y			
Does the initial calibration curve consist of 5 concentration levels, with the low standard near but > MDL?	Y			
Is the ICAL %RSD within acceptance limits (%D =20%) on both columns?	Y			
Was a second source verification analyzed after the ICAL and all analytes within criteria (%D =20%)?	Y			
Was a CCV run at the beginning of the analytical sequence and every 12 hours?	Y			
Was the CCV a mid-level standard from the initial calibration curve?	Y			
Was the CCV %D within criteria (%D =20%)?	Y			
Was a method blank prepared and analyzed with each batch?	Y			
Were target analytes detected in the method blank above the MDL?		N		
Was a field blank (equipment or trip) collected and analyzed?		N		
Were target analytes reported in the field blank analyses above the MDL?			•	Not Required

Were surrogate recoveries within QAPP acceptance limits?	Y			
Was an LCS/LCSD pair prepared and analyzed with each batch? (if applicable)	Y			Single LCS only
Were the LCS recoveries within QAPP acceptance limits?	Y			
Were the LCS/LCSD RPDs within QAPP acceptance limits? (if applicable)			•	
If a field duplicate was analyzed, were the RPDs within QAPP acceptance limits (RPD = 30%) ?			•	No Field duplicate submitted for this analysis.
Were the Breakdown products within QAPP acceptance limits?			•	Not Required
Is the MS/MSD parent sample the one designated by the sampling team?		N		No MS/MSD requested for this analysis.
Were MS/MSD recoveries and RPD within QAPP acceptance limits?			•	Not Required
Were all QAPP-specified target analytes reported?	Y			
Were reported sample concentrations within calibration range?	Y			
Were RPDs between primary and confirmation columns < 40%?			•	No detections
Are all samples associated with QC non-compliances flagged appropriately?	Y			
Are the Qualified, Detected, and Rejected tables of the ADR report in agreement?	Y			
Have all Laboratory Case Narrative comments/findings been addressed in the data review process?	Y			
Were sample preparation sheets present and filled out appropriately?	Y			
Were instrument run logs present and filled out appropriately?	Y			

Method: SW8260B

Review Questions	Yes	No	NA	Comment
Did Chain-of-Custody information agree with laboratory report and EDD for requested field samples and tests?	Y			
Were samples preserved properly and received in good condition?	Y			
Were holding times met?	Y			
Were sample receipt temperatures met?	Y			
Were QAPP specified PQLs achieved?	Y			
Were all QAPP-specified target analytes reported?	Y			
Was the GC/MS system tuned with bromofluorobenzene (BFB)?	Y			
Was the criteria met during each 12 hour shift (prior to ICAL and Cal Ver.)?	Y			
Does the initial calibration curve consist of 5 concentration levels, with the low standard near but > MDL?	Y			
Did the Calibration Check Compounds (CCCs) have a relative standard deviation within QAPP acceptance limits?	Y			
Were the average response factors (RFs) for the System Performance Check Compounds (SPCCs) within QAPP acceptance limits?	Y			
Were all other target analytes within criteria? OR Was the average across all target	Y			

analytes within criteria? Was a different calibration option used?				
If a linear regression curve was used, was the correlation coefficient within criteria?	Y			
Was a second source verification analyzed after the ICAL and all analytes within criteria?	Y			
Was a CCV run at the beginning of the analytical sequence and every 12 hours?	Y			
Was the CCV a mid-level standard from the initial calibration curve?	Y			
Did the CCCs have a %Difference within QAPP acceptance limits?	Y			
Were the average RFs for the SPCCs within QAPP acceptance limits?	Y			
Was the average %D (difference or drift) for all target analytes within QAPP acceptance limits?	Y			
Were the internal standards added to every standard, blank, matrix spike, matrix spike duplicate, and sample?	Y			
Were the retention times for all IS compounds within QAPP acceptance limits?	Y			
Are the area counts of all IS compounds within QAPP acceptance limits?		N		I.S. areas for DCB below QC limits for samples 12 and 15 (potential positive bias). Given that the only compound quantitated using DCB on the target analyte list is 1,1,2,2,-TCA, and TCA is ND in sample 15, and non-target for sample 12 (analyzed for BTEX + MTBE), there is no impact to the data.
Was a method blank prepared and analyzed with each batch?	Y			
Were target analytes detected in the method blank above the MDL?	Y			2-Hexanone detected in MB. No impact on data.
Was a field blank (equipment or trip) collected and analyzed at the required frequency?	Y			4 Trip blank submitted.
Were target analytes reported in the field blank analyses above the MDL?	Y			TB sample 10 and TB sample 30 all ND. Acetone detected < CRQL in TB sample 18 and carbon disulfide detected < CRQL in TB sample 19. Neither compound detected in associated data; impact on data.
If a field duplicate was analyzed, were the RPDs within QAPP acceptance limits?	Y			
Was an LCS/LCSD pair prepared and analyzed with each batch?	Y			Single LCS only
Were the LCS/LCSD recoveries within QAPP acceptance limits?	Y			
Were the LCS/LCSD RPDs within QAPP acceptance limits?			•	
Was the duplicate RPD within QAPP acceptance limits?			•	
Are all samples associated with QC non-compliances flagged appropriately?	Y			Acetone and 2-Hexanone recoveries below QC criteria in one MRL set; impacted results in samples 1-4, 6-9 and 15.
Are the Qualified, Detected, and Rejected tables of the ADR report in agreement?	Y			
Was a MS/MSD pair prepared with each batch?	Y			
Is the MS/MSD parent sample the one designated by the sampling team?	Y			
Were MS/MSD recoveries and RPD within QAPP acceptance limits?	Y			

Were surrogate recoveries within QAPP acceptance limits?		N		Surrogate recoveries below QC criteria for samples 1, 2, 3, 8, 9, 11, 12, 14, 15, and 17. Lab re-analyzed all samples to confirm surrogate issue, reporting original results. All results for samples 1, 2, 3, 8, 9, 11, 12, 14, 15, and 17 qualified/considered estimates.
Were reported sample concentrations within calibration range?	Y			
Have all Laboratory Case Narrative comments/findings been addressed in the data review process?	Y			
Were instrument run logs present and filled out appropriately?	Y			
Were sample preparation sheets present and filled out appropriately?	Y			

Method: SW8270C

Review Questions	Yes	No	NA	Comment
Did Chain-of-Custody information agree with laboratory report and EDD for requested field samples and tests?	Y			
Were samples preserved properly and received in good condition?	Y			
Were holding times met?		N		Samples 11, 13, and 17 were re-extracted and re-analyzed due to a surrogate issue. The re-extracted results were beyond extraction hold time. Following an evaluation of the data, ECC determined to report the original results from sample 11 and the re-extracted results from samples 13 and 17 as the better, more conservative data. All SVOC results from samples 13 and 17 are considered estimates due to extraction beyond hold time.
Were sample receipt temperatures met?	Y			
Were QAPP specified PQLs achieved?	Y			
Were all QAPP-specified target analytes reported?	Y			
Was the GC/MS system tuned with bromofluorobenzene (BFB)?	Y			
Was the criteria met during each 12 hour shift (prior to ICAL and Cal Ver.)?	Y			
Does the initial calibration curve consist of 5 concentration levels, with the low standard near but > MDL?	Y			
Did the Calibration Check Compounds (CCCs) have a relative standard deviation within QAPP acceptance limits?	Y			
Were the average response factors (RFs) for the System Performance Check Compounds (SPCCs) within QAPP acceptance limits?	Y			
Were all other target analytes within criteria? OR Was the average across all target analytes within criteria? Was a different calibration option used?	Y			
If a linear regression curve was used, was the correlation coefficient within criteria?	Y			
Was a second source verification analyzed after the ICAL and all analytes within criteria?		N		3,3'-DCB %D>20 in three ICVs; samples 11-17, 21-29, and 11, 13, and 17 re-extracted results are impacted. 2,4-Dichlorophenol, di-n-butyl phthalate, and fluoranthene %D>20 in one ICV; sample 28, 29 and 11 re-extract are

				impacted. Hexachlorobenzene %D>20 in one ICV; samples 11, and 13 and 15 re-extracted results are impacted.
Was a CCV run at the beginning of the analytical sequence and every 12 hours?	Y			
Was the CCV a mid-level standard from the initial calibration curve?	Y			
Did the CCCs have a %Difference within QAPP acceptance limits?	Y			
Were the average RFs for the SPCCs within QAPP acceptance limits?	Y			
Was the average %D (difference or drift) for all target analytes within QAPP acceptance limits?	Y			
Were the internal standards added to every standard, blank, matrix spike, matrix spike duplicate, and sample?	Y			
Were the retention times for all IS compounds within QAPP acceptance limits?	Y			
Are the area counts of all IS compounds within QAPP acceptance limits?	Y			
Was a method blank prepared and analyzed with each batch?	Y			
Were target analytes detected in the method blank above the MDL?	Y			BEHP detected in one MB; impacted results in samples 11 re-extract (changed to ND).
Was a field blank (equipment or trip) collected and analyzed at the required frequency?		N		Not Required
Were target analytes reported in the field blank analyses above the MDL?			•	
If a field duplicate was analyzed, were the RPDs within QAPP acceptance limits?		N		The RPDs for benzo(a)anthracene, benzo(a)pyrene, benzo(g,h,i)perylene, 2-methyl naphthalene, naphthalene, and pyrene for samples 11/22 are outside QC criteria. These results in this sample pair are qualified as estimates. All RPDs for samples 21/22 and 23/24 are within QC criteria (all results ND or < CRQL).
Was an LCS/LCSD pair prepared and analyzed with each batch?	Y			Single LCS only
Were the LCS/LCSD recoveries within QAPP acceptance limits?	Y			
Were the LCS/LCSD RPDs within QAPP acceptance limits?			•	
Was the duplicate RPD within QAPP acceptance limits?			•	No Lab duplicate
Are all samples associated with QC non-compliances flagged appropriately?	Y			Benzo(g,h,i)perylene, 4,6-dinitro-2-methylphenol, and , 2,4-dinitrophenol recoveries below QC criteria in one MRL; impacted results for samples 28 and 29. Benzoic acid, 4,6-dinitro-2-methylphenol, 2,4-dinitrophenol and pentachlorophenol recoveries below QC criteria in one MRL; impacted results for samples 13 and 17 re-extracts. 4-Nitrophenol % recoveries above QC criteria in one MRL; as associated samples ND, no impact. N-nitrosodiphenylamine recovery 0% in one MRL; associated sample 11 re-extract result Rejected.

Are the Qualified, Detected, and Rejected tables of the ADR report in agreement?	Y			
Was a MS/MSD pair prepared with each batch?	Y			
Is the MS/MSD parent sample the one designated by the sampling team?	Y			
Were MS/MSD recoveries and RPD within QAPP acceptance limits?		N		MS/MSD Sample 11 - Pentachlorophenol MS recovery below QC criteria and RPD outside QC criteria; impacted sample 11 data result. MS/MSD Sample 11 Re-extract - MS and/or MSD recoveries below QC criteria for 1,2-DCB, 1,3-DCB, bis(2-chloroethoxy)methane, and 1,2,4-trchlorobenzene; impacted sample 11 Re-extract data results. MS/MSD Sample 21 - Pentachlorophenol MS and MSD 0% recovery. As dilution made recovery for this result more difficult, sample 21 result qualified as an estimate.
Were surrogate recoveries within QAPP acceptance limits?		N		One base/neutral (B/N) surrogate recovered below QC limits for sample 11. All B/N compounds are considered estimates in that sample. One acid surrogate recovered below QC limits for samples 13 and 17. All acid compounds are considered estimates in those samples. All surrogate recoveries within QC criteria for all three re-extracted/re-analyzed samples. One acid surrogate recovered below QC limits for samples 6, 7, and 9. As these samples were analyzed for PAHs only (all B/N compounds) there is no impact to the data.
Were reported sample concentrations within calibration range?	Y			
Have all Laboratory Case Narrative comments/findings been addressed in the data review process?	Y			
Were instrument run logs present and filled out appropriately?	Y			
Were sample preparation sheets present and filled out appropriately?	Y			

Method: SW8330B

Review Questions	Yes	No	NA	Comment
Did Chain-of-Custody information agree with laboratory report?	Y			
Were samples preserved properly and received in good condition?	Y			
Were sample receipt temperatures met?	Y			
Were holding times for prep and analysis met?	Y			
Does the initial calibration curve consist of 5 concentration levels, with the low standard near but > MDL?	Y			
Is the ICAL %RSD within acceptance limits (%D =20%) on both columns?	Y			
Was a second source verification analyzed after the ICAL and all analytes within criteria (%D =20%)?	Y			

AUTOMATED DATA REVIEW SUMMARY for 240-18441-1_(72-73-75-SB)

Was a CCV run at the beginning of the analytical sequence and every 12 hours?	Y			
Was the CCV a mid-level standard from the initial calibration curve?	Y			
Was the CCV %D within criteria (%D =20%)?	Y			CCVLs had results >20%; lab performed required corrective action.
Was a method blank prepared and analyzed with each batch?	Y			
Were target analytes detected in the method blank above the MDL?		N		
Was a field blank (equipment or trip) collected and analyzed?		N		Not Required
Were target analytes reported in the field blank analyses above the MDL?			•	
Were surrogate recoveries within QAPP acceptance limits?	Y			
Was an LCS/LCSD pair prepared and analyzed with each batch? (if applicable)	Y			Single LCS only
Were the LCS recoveries within QAPP acceptance limits?	Y			
Were the LCS/LCSD RPDs within QAPP acceptance limits? (if applicable)			•	
If a field duplicate was analyzed, were the RPDs within QAPP acceptance limits (RPD = 30%) ?			•	No field duplicate submitted
Is the MS/MSD parent sample the one designated by the sampling team?		N		No MS/MSD requested for this analysis.
Were MS/MSD recoveries and RPD within QAPP acceptance limits?			•	Not Required
Were all QAPP-specified target analytes reported?	Y			
Were reported sample concentrations within calibration range?	Y			
Were RPDs between primary and confirmation columns < 40%?			•	All results ND
Did PDA spectra for reported compounds match associated standard spectra?			•	Not required
Are all samples associated with QC non-compliances flagged appropriately?	Y			
Are the Qualified, Detected, and Rejected tables of the ADR report in agreement?	Y			
Have all Laboratory Case Narrative comments/findings been addressed in the data review process?	Y			
Were sample preparation sheets present and filled out appropriately?	Y			
Were instrument run logs present and filled out appropriately?	Y			

Field Duplicates for SDG: 240-18441-1_(72-73-75-SB)

Location	Analysis
72-1026-R89-SB1	M8015D

Field ID - Primary/Field Dup	Lab ID - Primary/Field Dup	Analyte	Primary Result	FD Result	RL	RPD	RPD Check
072SB-0026-0001-SO / 072SB-0027-0001-SO	240-18441-11 / 240-18441-12	C10-C20 Diesel Range Organics	ND	ND	17.0	NA	Ok
072SB-0026-0001-SO / 072SB-0027-0001-SO	240-18441-11 / 240-18441-12	C20-C34 Motor Oil Range Organics	ND	ND	17.0	NA	Ok

Location	Analysis
72-1026-R89-SB1	M8015V

Field ID - Primary/Field Dup	Lab ID - Primary/Field Dup	Analyte	Primary Result	FD Result	RL	RPD	RPD Check
072SB-0026-0001-SO / 072SB-0027-0001-SO	240-18441-11 / 240-18441-12	Petroleum Hydrocarbons C6-C12	ND	ND	80.0	NA	Ok

Location	Analysis
72-1026-R89-SB1	SW6020

Field ID - Primary/Field Dup	Lab ID - Primary/Field Dup	Analyte	Primary Result	FD Result	RL	RPD	RPD Check
072SB-0026-0001-SO / 072SB-0027-0001-SO	240-18441-11 / 240-18441-12	Aluminum	6000	5900	3.00	1.68	Ok
072SB-0026-0001-SO / 072SB-0027-0001-SO	240-18441-11 / 240-18441-12	Antimony	ND	0.0820	0.200		Ok
072SB-0026-0001-SO / 072SB-0027-0001-SO	240-18441-11 / 240-18441-12	Arsenic	0.510	1.10	0.100	73.3	Out
072SB-0026-0001-SO / 072SB-0027-0001-SO	240-18441-11 / 240-18441-12	Barium	31.0	16.0	1.00	63.8	Out
072SB-0026-0001-SO / 072SB-0027-0001-SO	240-18441-11 / 240-18441-12	Beryllium	0.690	0.580	0.100	17.3	Ok
072SB-0026-0001-SO / 072SB-0027-0001-SO	240-18441-11 / 240-18441-12	Cadmium	0.190	0.150	0.100	23.5	Ok
072SB-0026-0001-SO / 072SB-0027-0001-SO	240-18441-11 / 240-18441-12	Calcium	750	710	10.0	5.48	Ok
072SB-0026-0001-SO / 072SB-0027-0001-SO	240-18441-11 / 240-18441-12	Chromium	13.0	13.0	0.200	0.00	Ok
072SB-0026-0001-SO / 072SB-0027-0001-SO	240-18441-11 / 240-18441-12	Cobalt	5.50	6.20	0.0500	12.0	Ok
072SB-0026-0001-SO / 072SB-0027-0001-SO	240-18441-11 / 240-18441-12	Copper	17.0	17.0	0.200	0.00	Ok
072SB-0026-0001-SO / 072SB-0027-0001-SO	240-18441-11 / 240-18441-12	Iron	11000	12000	5.00	8.70	Ok
072SB-0026-0001-SO / 072SB-0027-0001-SO	240-18441-11 / 240-18441-12	Lead	8.70	10.0	0.100	13.9	Ok
072SB-0026-0001-SO / 072SB-0027-0001-SO	240-18441-11 / 240-18441-12	Magnesium	2300	2100	10.0	9.09	Ok
072SB-0026-0001-SO / 072SB-0027-0001-SO	240-18441-11 / 240-18441-12	Manganese	210	84.0	0.500	85.7	Out
072SB-0026-0001-SO / 072SB-0027-0001-SO	240-18441-11 / 240-18441-12	Nickel	16.0	25.0	0.100	43.9	Ok
072SB-0026-0001-SO / 072SB-0027-0001-SO	240-18441-11 / 240-18441-12	Potassium	1300	1100	10.0	16.7	Ok

072SB-0026-0001-SO / 072SB-0027-0001-SO	240-18441-11 / 240-18441-12	Selenium	0.740	0.680	0.500	8.45	Ok
072SB-0026-0001-SO / 072SB-0027-0001-SO	240-18441-11 / 240-18441-12	Silver	0.0300	0.0610	0.100	68.1	Out
072SB-0026-0001-SO / 072SB-0027-0001-SO	240-18441-11 / 240-18441-12	Sodium	71.0	69.0	10.0	2.86	Ok
072SB-0026-0001-SO / 072SB-0027-0001-SO	240-18441-11 / 240-18441-12	Thallium	0.120	0.110	0.100	8.70	Ok
072SB-0026-0001-SO / 072SB-0027-0001-SO	240-18441-11 / 240-18441-12	Vanadium	8.90	9.70	0.100	8.60	Ok
072SB-0026-0001-SO / 072SB-0027-0001-SO	240-18441-11 / 240-18441-12	Zinc	45.0	33.0	0.500	30.8	Ok

Location	Analysis
72-1026-R89-SB1	SW7471A

Field ID - Primary/Field Dup	Lab ID - Primary/Field Dup	Analyte	Primary Result	FD Result	RL	RPD	RPD Check
072SB-0026-0001-SO / 072SB-0027-0001-SO	240-18441-11 / 240-18441-12	Mercury	ND	0.0220	0.0970		Ok

Location	Analysis
72-1026-R89-SB1	SW8260B

Field ID - Primary/Field Dup	Lab ID - Primary/Field Dup	Analyte	Primary Result	FD Result	RL	RPD	RPD Check
072SB-0026-0001-SO / 072SB-0027-0001-SO	240-18441-11 / 240-18441-12	Benzene	ND	ND	5.10	NA	Ok
072SB-0026-0001-SO / 072SB-0027-0001-SO	240-18441-11 / 240-18441-12	Ethylbenzene	ND	ND	5.10	NA	Ok
072SB-0026-0001-SO / 072SB-0027-0001-SO	240-18441-11 / 240-18441-12	tert-Butyl Methyl Ether	ND	ND	5.10	NA	Ok
072SB-0026-0001-SO / 072SB-0027-0001-SO	240-18441-11 / 240-18441-12	Toluene	ND	ND	5.10	NA	Ok
072SB-0026-0001-SO / 072SB-0027-0001-SO	240-18441-11 / 240-18441-12	Xylenes, Total	ND	ND	10.0	NA	Ok

Location	Analysis
72-1026-R89-SB1	SW8270C

Field ID - Primary/Field Dup	Lab ID - Primary/Field Dup	Analyte	Primary Result	FD Result	RL	RPD	RPD Check
072SB-0026-0001-SO / 072SB-0027-0001-SO	240-18441-11 / 240-18441-12	1,2,4-Trichlorobenzene	ND	ND	52.0	NA	Ok
072SB-0026-0002-SO / 072SB-0027-0001-SO	240-18441-11 / 240-18441-12	1,2,4-Trichlorobenzene	289	ND	52.0		Ok
072SB-0026-0001-SO / 072SB-0027-0001-SO	240-18441-11 / 240-18441-12	1,2,4-Trichlorobenzene	ND	ND	53.0	NA	Ok
072SB-0026-0002-SO / 072SB-0027-0001-SO	240-18441-11 / 240-18441-12	1,2,4-Trichlorobenzene	319	ND	53.0		Ok
072SB-0026-0001-SO / 072SB-0027-0001-SO	240-18441-11 / 240-18441-12	1,2-Dichlorobenzene	ND	ND	52.0	NA	Ok
072SB-0026-0002-SO / 072SB-0027-0001-SO	240-18441-11 / 240-18441-12	1,2-Dichlorobenzene	282	ND	52.0		Ok
072SB-0026-0001-SO / 072SB-0027-0001-SO	240-18441-11 / 240-18441-12	1,2-Dichlorobenzene	ND	ND	53.0	NA	Ok
072SB-0026-0002-SO / 072SB-0027-0001-SO	240-18441-11 / 240-18441-12	1,2-Dichlorobenzene	291	ND	53.0		Ok

072SB-0026-0001-SO / 072SB-0027-0001-SO	240-18441-11 / 240-18441-12	1,3-Dichlorobenzene	ND	ND	52.0	NA	Ok
072SB-0026-0002-SO / 072SB-0027-0001-SO	240-18441-11 / 240-18441-12	1,3-Dichlorobenzene	275	ND	52.0		Ok
072SB-0026-0001-SO / 072SB-0027-0001-SO	240-18441-11 / 240-18441-12	1,3-Dichlorobenzene	ND	ND	53.0	NA	Ok
072SB-0026-0002-SO / 072SB-0027-0001-SO	240-18441-11 / 240-18441-12	1,3-Dichlorobenzene	291	ND	53.0		Ok
072SB-0026-0001-SO / 072SB-0027-0001-SO	240-18441-11 / 240-18441-12	1,4-Dichlorobenzene	ND	ND	52.0	NA	Ok
072SB-0026-0002-SO / 072SB-0027-0001-SO	240-18441-11 / 240-18441-12	1,4-Dichlorobenzene	341	ND	52.0		Ok
072SB-0026-0001-SO / 072SB-0027-0001-SO	240-18441-11 / 240-18441-12	1,4-Dichlorobenzene	ND	ND	53.0	NA	Ok
072SB-0026-0002-SO / 072SB-0027-0001-SO	240-18441-11 / 240-18441-12	1,4-Dichlorobenzene	368	ND	53.0		Ok
072SB-0026-0001-SO / 072SB-0027-0001-SO	240-18441-11 / 240-18441-12	2,4,5-Trichlorophenol	ND	ND	150	NA	Ok
072SB-0026-0001-SO / 072SB-0027-0001-SO	240-18441-11 / 240-18441-12	2,4,5-Trichlorophenol	ND	ND	160	NA	Ok
072SB-0026-0002-SO / 072SB-0027-0001-SO	240-18441-11 / 240-18441-12	2,4,5-Trichlorophenol	495	ND	160		Ok
072SB-0026-0002-SO / 072SB-0027-0001-SO	240-18441-11 / 240-18441-12	2,4,5-Trichlorophenol	515	ND	160		Ok
072SB-0026-0001-SO / 072SB-0027-0001-SO	240-18441-11 / 240-18441-12	2,4,6-Trichlorophenol	ND	ND	150	NA	Ok
072SB-0026-0001-SO / 072SB-0027-0001-SO	240-18441-11 / 240-18441-12	2,4,6-Trichlorophenol	ND	ND	160	NA	Ok
072SB-0026-0002-SO / 072SB-0027-0001-SO	240-18441-11 / 240-18441-12	2,4,6-Trichlorophenol	477	ND	160		Ok
072SB-0026-0002-SO / 072SB-0027-0001-SO	240-18441-11 / 240-18441-12	2,4,6-Trichlorophenol	493	ND	160		Ok
072SB-0026-0001-SO / 072SB-0027-0001-SO	240-18441-11 / 240-18441-12	2,4-Dichlorophenol	ND	ND	150	NA	Ok
072SB-0026-0001-SO / 072SB-0027-0001-SO	240-18441-11 / 240-18441-12	2,4-Dichlorophenol	ND	ND	160	NA	Ok
072SB-0026-0002-SO / 072SB-0027-0001-SO	240-18441-11 / 240-18441-12	2,4-Dichlorophenol	443	ND	160		Ok
072SB-0026-0002-SO / 072SB-0027-0001-SO	240-18441-11 / 240-18441-12	2,4-Dichlorophenol	451	ND	160		Ok
072SB-0026-0001-SO / 072SB-0027-0001-SO	240-18441-11 / 240-18441-12	2,4-Dimethylphenol	ND	ND	150	NA	Ok
072SB-0026-0001-SO / 072SB-0027-0001-SO	240-18441-11 / 240-18441-12	2,4-Dimethylphenol	ND	ND	160	NA	Ok
072SB-0026-0002-SO / 072SB-0027-0001-SO	240-18441-11 / 240-18441-12	2,4-Dimethylphenol	409	ND	160		Ok
072SB-0026-0002-SO / 072SB-0027-0001-SO	240-18441-11 / 240-18441-12	2,4-Dimethylphenol	416	ND	160		Ok
072SB-0026-0001-SO / 072SB-0027-0001-SO	240-18441-11 / 240-18441-12	2,4-Dinitrophenol	ND	ND	340	NA	Ok
072SB-0026-0001-SO / 072SB-0027-0001-SO	240-18441-11 / 240-18441-12	2,4-Dinitrophenol	ND	ND	350	NA	Ok
072SB-0026-0002-SO / 072SB-0027-0001-SO	240-18441-11 / 240-18441-12	2,4-Dinitrophenol	311	ND	350		Ok
072SB-0026-0002-SO / 072SB-0027-0001-SO	240-18441-11 / 240-18441-12	2,4-Dinitrophenol	322	ND	350		Ok
072SB-0026-0001-SO / 072SB-0027-0001-SO	240-18441-11 / 240-18441-12	2,4-Dinitrotoluene	ND	ND	210	NA	Ok
072SB-0026-0002-SO / 072SB-0027-0001-SO	240-18441-11 / 240-18441-12	2,4-Dinitrotoluene	434	ND	210		Ok
072SB-0026-0002-SO / 072SB-0027-0001-SO	240-18441-11 / 240-18441-12	2,4-Dinitrotoluene	438	ND	210		Ok
072SB-0026-0001-SO / 072SB-0027-0001-SO	240-18441-11 / 240-18441-12	2,6-Dinitrotoluene	ND	ND	210	NA	Ok
072SB-0026-0002-SO / 072SB-0027-0001-SO	240-18441-11 / 240-18441-12	2,6-Dinitrotoluene	438	ND	210		Ok
072SB-0026-0002-SO / 072SB-0027-0001-SO	240-18441-11 / 240-18441-12	2,6-Dinitrotoluene	458	ND	210		Ok

072SB-0026-0001-SO / 072SB-0027-0001-SO	240-18441-11 / 240-18441-12	2-Chloronaphthalene	ND	ND	52.0	NA	Ok
072SB-0026-0002-SO / 072SB-0027-0001-SO	240-18441-11 / 240-18441-12	2-Chloronaphthalene	337	ND	52.0		Ok
072SB-0026-0001-SO / 072SB-0027-0001-SO	240-18441-11 / 240-18441-12	2-Chloronaphthalene	ND	ND	53.0	NA	Ok
072SB-0026-0002-SO / 072SB-0027-0001-SO	240-18441-11 / 240-18441-12	2-Chloronaphthalene	359	ND	53.0		Ok
072SB-0026-0001-SO / 072SB-0027-0001-SO	240-18441-11 / 240-18441-12	2-Chlorophenol	ND	ND	52.0	NA	Ok
072SB-0026-0002-SO / 072SB-0027-0001-SO	240-18441-11 / 240-18441-12	2-Chlorophenol	360	ND	52.0		Ok
072SB-0026-0001-SO / 072SB-0027-0001-SO	240-18441-11 / 240-18441-12	2-Chlorophenol	ND	ND	53.0	NA	Ok
072SB-0026-0002-SO / 072SB-0027-0001-SO	240-18441-11 / 240-18441-12	2-Chlorophenol	395	ND	53.0		Ok
072SB-0026-0001-SO / 072SB-0027-0001-SO	240-18441-11 / 240-18441-12	2-Methylnaphthalene	100	11.0	6.90	160	Out
072SB-0026-0001-SO / 072SB-0027-0001-SO	240-18441-11 / 240-18441-12	2-Methylnaphthalene	110	11.0	7.00	164	Out
072SB-0026-0002-SO / 072SB-0027-0001-SO	240-18441-11 / 240-18441-12	2-Methylnaphthalene	480	11.0	7.00	191	Out
072SB-0026-0002-SO / 072SB-0027-0001-SO	240-18441-11 / 240-18441-12	2-Methylnaphthalene	524	11.0	7.00	192	Out
072SB-0026-0001-SO / 072SB-0027-0001-SO	240-18441-11 / 240-18441-12	2-Methylphenol (o-Cresol)	ND	ND	210	NA	Ok
072SB-0026-0002-SO / 072SB-0027-0001-SO	240-18441-11 / 240-18441-12	2-Methylphenol (o-Cresol)	391	ND	210		Ok
072SB-0026-0002-SO / 072SB-0027-0001-SO	240-18441-11 / 240-18441-12	2-Methylphenol (o-Cresol)	411	ND	210		Ok
072SB-0026-0001-SO / 072SB-0027-0001-SO	240-18441-11 / 240-18441-12	2-Nitroaniline	ND	ND	210	NA	Ok
072SB-0026-0002-SO / 072SB-0027-0001-SO	240-18441-11 / 240-18441-12	2-Nitroaniline	515	ND	210		Ok
072SB-0026-0002-SO / 072SB-0027-0001-SO	240-18441-11 / 240-18441-12	2-Nitroaniline	529	ND	210		Ok
072SB-0026-0001-SO / 072SB-0027-0001-SO	240-18441-11 / 240-18441-12	2-Nitrophenol	ND	ND	52.0	NA	Ok
072SB-0026-0002-SO / 072SB-0027-0001-SO	240-18441-11 / 240-18441-12	2-Nitrophenol	383	ND	52.0		Ok
072SB-0026-0001-SO / 072SB-0027-0001-SO	240-18441-11 / 240-18441-12	2-Nitrophenol	ND	ND	53.0	NA	Ok
072SB-0026-0002-SO / 072SB-0027-0001-SO	240-18441-11 / 240-18441-12	2-Nitrophenol	417	ND	53.0		Ok
072SB-0026-0001-SO / 072SB-0027-0001-SO	240-18441-11 / 240-18441-12	3,3'-Dichlorobenzidine	ND	ND	100	NA	Ok
072SB-0026-0002-SO / 072SB-0027-0001-SO	240-18441-11 / 240-18441-12	3,3'-Dichlorobenzidine	280	ND	100		Ok
072SB-0026-0001-SO / 072SB-0027-0001-SO	240-18441-11 / 240-18441-12	3,3'-Dichlorobenzidine	ND	ND	110	NA	Ok
072SB-0026-0002-SO / 072SB-0027-0001-SO	240-18441-11 / 240-18441-12	3,3'-Dichlorobenzidine	259	ND	110		Ok
072SB-0026-0001-SO / 072SB-0027-0001-SO	240-18441-11 / 240-18441-12	3-Nitroaniline	ND	ND	210	NA	Ok
072SB-0026-0002-SO / 072SB-0027-0001-SO	240-18441-11 / 240-18441-12	3-Nitroaniline	386	ND	210		Ok
072SB-0026-0002-SO / 072SB-0027-0001-SO	240-18441-11 / 240-18441-12	3-Nitroaniline	409	ND	210		Ok
072SB-0026-0001-SO / 072SB-0027-0001-SO	240-18441-11 / 240-18441-12	4,6-Dinitro-2-Methylphenol	ND	ND	150	NA	Ok
072SB-0026-0001-SO / 072SB-0027-0001-SO	240-18441-11 / 240-18441-12	4,6-Dinitro-2-Methylphenol	ND	ND	160	NA	Ok
072SB-0026-0002-SO / 072SB-0027-0001-SO	240-18441-11 / 240-18441-12	4,6-Dinitro-2-Methylphenol	398	ND	160		Ok
072SB-0026-0002-SO / 072SB-0027-0001-SO	240-18441-11 / 240-18441-12	4,6-Dinitro-2-Methylphenol	453	ND	160		Ok
072SB-0026-0001-SO / 072SB-0027-0001-SO	240-18441-11 / 240-18441-12	4-Bromophenyl phenyl ether	ND	ND	52.0	NA	Ok

072SB-0026-0002-SO / 072SB-0027-0001-SO	240-18441-11 / 240-18441-12	4-Bromophenyl phenyl ether	440	ND	52.0		Ok
072SB-0026-0001-SO / 072SB-0027-0001-SO	240-18441-11 / 240-18441-12	4-Bromophenyl phenyl ether	ND	ND	53.0	NA	Ok
072SB-0026-0002-SO / 072SB-0027-0001-SO	240-18441-11 / 240-18441-12	4-Bromophenyl phenyl ether	408	ND	53.0		Ok
072SB-0026-0001-SO / 072SB-0027-0001-SO	240-18441-11 / 240-18441-12	4-Chloro-3-Methylphenol	ND	ND	150	NA	Ok
072SB-0026-0001-SO / 072SB-0027-0001-SO	240-18441-11 / 240-18441-12	4-Chloro-3-Methylphenol	ND	ND	160	NA	Ok
072SB-0026-0002-SO / 072SB-0027-0001-SO	240-18441-11 / 240-18441-12	4-Chloro-3-Methylphenol	477	ND	160		Ok
072SB-0026-0002-SO / 072SB-0027-0001-SO	240-18441-11 / 240-18441-12	4-Chloro-3-Methylphenol	514	ND	160		Ok
072SB-0026-0001-SO / 072SB-0027-0001-SO	240-18441-11 / 240-18441-12	4-Chloroaniline	ND	ND	150	NA	Ok
072SB-0026-0001-SO / 072SB-0027-0001-SO	240-18441-11 / 240-18441-12	4-Chloroaniline	ND	ND	160	NA	Ok
072SB-0026-0002-SO / 072SB-0027-0001-SO	240-18441-11 / 240-18441-12	4-Chloroaniline	250	ND	160		Ok
072SB-0026-0002-SO / 072SB-0027-0001-SO	240-18441-11 / 240-18441-12	4-Chloroaniline	256	ND	160		Ok
072SB-0026-0001-SO / 072SB-0027-0001-SO	240-18441-11 / 240-18441-12	4-Chlorophenyl Phenyl Ether	ND	ND	52.0	NA	Ok
072SB-0026-0002-SO / 072SB-0027-0001-SO	240-18441-11 / 240-18441-12	4-Chlorophenyl Phenyl Ether	397	ND	52.0		Ok
072SB-0026-0001-SO / 072SB-0027-0001-SO	240-18441-11 / 240-18441-12	4-Chlorophenyl Phenyl Ether	ND	ND	53.0	NA	Ok
072SB-0026-0002-SO / 072SB-0027-0001-SO	240-18441-11 / 240-18441-12	4-Chlorophenyl Phenyl Ether	391	ND	53.0		Ok
072SB-0026-0001-SO / 072SB-0027-0001-SO	240-18441-11 / 240-18441-12	4-Nitroaniline	ND	ND	210	NA	Ok
072SB-0026-0002-SO / 072SB-0027-0001-SO	240-18441-11 / 240-18441-12	4-Nitroaniline	435	ND	210		Ok
072SB-0026-0002-SO / 072SB-0027-0001-SO	240-18441-11 / 240-18441-12	4-Nitroaniline	454	ND	210		Ok
072SB-0026-0001-SO / 072SB-0027-0001-SO	240-18441-11 / 240-18441-12	4-Nitrophenol	ND	ND	340	NA	Ok
072SB-0026-0001-SO / 072SB-0027-0001-SO	240-18441-11 / 240-18441-12	4-Nitrophenol	ND	ND	350	NA	Ok
072SB-0026-0002-SO / 072SB-0027-0001-SO	240-18441-11 / 240-18441-12	4-Nitrophenol	499	ND	350		Ok
072SB-0026-0002-SO / 072SB-0027-0001-SO	240-18441-11 / 240-18441-12	4-Nitrophenol	517	ND	350		Ok
072SB-0026-0001-SO / 072SB-0027-0001-SO	240-18441-11 / 240-18441-12	Acenaphthene	ND	ND	6.90	NA	Ok
072SB-0026-0001-SO / 072SB-0027-0001-SO	240-18441-11 / 240-18441-12	Acenaphthene	ND	ND	7.00	NA	Ok
072SB-0026-0002-SO / 072SB-0027-0001-SO	240-18441-11 / 240-18441-12	Acenaphthene	427	ND	7.00		Ok
072SB-0026-0002-SO / 072SB-0027-0001-SO	240-18441-11 / 240-18441-12	Acenaphthene	440	ND	7.00		Ok
072SB-0026-0001-SO / 072SB-0027-0001-SO	240-18441-11 / 240-18441-12	Acenaphthylene	ND	ND	6.90	NA	Ok
072SB-0026-0001-SO / 072SB-0027-0001-SO	240-18441-11 / 240-18441-12	Acenaphthylene	ND	ND	7.00	NA	Ok
072SB-0026-0002-SO / 072SB-0027-0001-SO	240-18441-11 / 240-18441-12	Acenaphthylene	435	ND	7.00		Ok
072SB-0026-0002-SO / 072SB-0027-0001-SO	240-18441-11 / 240-18441-12	Acenaphthylene	446	ND	7.00		Ok
072SB-0026-0001-SO / 072SB-0027-0001-SO	240-18441-11 / 240-18441-12	Anthracene	ND	ND	6.90	NA	Ok
072SB-0026-0001-SO / 072SB-0027-0001-SO	240-18441-11 / 240-18441-12	Anthracene	ND	ND	7.00	NA	Ok
072SB-0026-0002-SO / 072SB-0027-0001-SO	240-18441-11 / 240-18441-12	Anthracene	503	ND	7.00		Ok
072SB-0026-0002-SO / 072SB-0027-0001-SO	240-18441-11 / 240-18441-12	Anthracene	543	ND	7.00		Ok

072SB-0026-0001-SO / 072SB-0027-0001-SO	240-18441-11 / 240-18441-12	Benzo(a)anthracene	15.0	4.40	6.90	109	Out
072SB-0026-0001-SO / 072SB-0027-0001-SO	240-18441-11 / 240-18441-12	Benzo(a)anthracene	ND	4.40	7.00		Ok
072SB-0026-0002-SO / 072SB-0027-0001-SO	240-18441-11 / 240-18441-12	Benzo(a)anthracene	514	4.40	7.00	197	Out
072SB-0026-0002-SO / 072SB-0027-0001-SO	240-18441-11 / 240-18441-12	Benzo(a)anthracene	542	4.40	7.00	197	Out
072SB-0026-0001-SO / 072SB-0027-0001-SO	240-18441-11 / 240-18441-12	Benzo(a)pyrene	18.0	ND	6.90		Ok
072SB-0026-0001-SO / 072SB-0027-0001-SO	240-18441-11 / 240-18441-12	Benzo(a)pyrene	18.0	ND	7.00		Ok
072SB-0026-0002-SO / 072SB-0027-0001-SO	240-18441-11 / 240-18441-12	Benzo(a)pyrene	482	ND	7.00		Ok
072SB-0026-0002-SO / 072SB-0027-0001-SO	240-18441-11 / 240-18441-12	Benzo(a)pyrene	499	ND	7.00		Ok
072SB-0026-0001-SO / 072SB-0027-0001-SO	240-18441-11 / 240-18441-12	Benzo(b)fluoranthene	16.0	15.0	6.90	6.45	Ok
072SB-0026-0001-SO / 072SB-0027-0001-SO	240-18441-11 / 240-18441-12	Benzo(b)fluoranthene	12.0	15.0	7.00	22.2	Ok
072SB-0026-0002-SO / 072SB-0027-0001-SO	240-18441-11 / 240-18441-12	Benzo(b)fluoranthene	490	15.0	7.00	188	Out
072SB-0026-0002-SO / 072SB-0027-0001-SO	240-18441-11 / 240-18441-12	Benzo(b)fluoranthene	522	15.0	7.00	189	Out
072SB-0026-0001-SO / 072SB-0027-0001-SO	240-18441-11 / 240-18441-12	Benzo(g,h,i)perylene	140	42.0	6.90	108	Out
072SB-0026-0001-SO / 072SB-0027-0001-SO	240-18441-11 / 240-18441-12	Benzo(g,h,i)perylene	130	42.0	7.00	102	Out
072SB-0026-0002-SO / 072SB-0027-0001-SO	240-18441-11 / 240-18441-12	Benzo(g,h,i)perylene	661	42.0	7.00	176	Out
072SB-0026-0002-SO / 072SB-0027-0001-SO	240-18441-11 / 240-18441-12	Benzo(g,h,i)perylene	678	42.0	7.00	177	Out
072SB-0026-0001-SO / 072SB-0027-0001-SO	240-18441-11 / 240-18441-12	Benzo(k)fluoranthene	5.80	ND	6.90		Ok
072SB-0026-0001-SO / 072SB-0027-0001-SO	240-18441-11 / 240-18441-12	Benzo(k)fluoranthene	ND	ND	7.00	NA	Ok
072SB-0026-0002-SO / 072SB-0027-0001-SO	240-18441-11 / 240-18441-12	Benzo(k)fluoranthene	489	ND	7.00		Ok
072SB-0026-0002-SO / 072SB-0027-0001-SO	240-18441-11 / 240-18441-12	Benzo(k)fluoranthene	498	ND	7.00		Ok
072SB-0026-0001-SO / 072SB-0027-0001-SO	240-18441-11 / 240-18441-12	Benzoic acid	ND	ND	680	NA	Ok
072SB-0026-0001-SO / 072SB-0027-0001-SO	240-18441-11 / 240-18441-12	Benzoic acid	ND	ND	690	NA	Ok
072SB-0026-0002-SO / 072SB-0027-0001-SO	240-18441-11 / 240-18441-12	Benzoic acid	ND	ND	690	NA	Ok
072SB-0026-0001-SO / 072SB-0027-0001-SO	240-18441-11 / 240-18441-12	Benzyl alcohol	ND	ND	340	NA	Ok
072SB-0026-0001-SO / 072SB-0027-0001-SO	240-18441-11 / 240-18441-12	Benzyl alcohol	ND	ND	350	NA	Ok
072SB-0026-0002-SO / 072SB-0027-0001-SO	240-18441-11 / 240-18441-12	Benzyl alcohol	368	ND	350		Ok
072SB-0026-0002-SO / 072SB-0027-0001-SO	240-18441-11 / 240-18441-12	Benzyl alcohol	399	ND	350		Ok
072SB-0026-0001-SO / 072SB-0027-0001-SO	240-18441-11 / 240-18441-12	Benzyl butyl phthalate	ND	ND	52.0	NA	Ok
072SB-0026-0002-SO / 072SB-0027-0001-SO	240-18441-11 / 240-18441-12	Benzyl butyl phthalate	563	ND	52.0		Ok
072SB-0026-0001-SO / 072SB-0027-0001-SO	240-18441-11 / 240-18441-12	Benzyl butyl phthalate	ND	ND	53.0	NA	Ok
072SB-0026-0002-SO / 072SB-0027-0001-SO	240-18441-11 / 240-18441-12	Benzyl butyl phthalate	542	ND	53.0		Ok
072SB-0026-0001-SO / 072SB-0027-0001-SO	240-18441-11 / 240-18441-12	bis(2-Chloroethoxy) Methane	ND	ND	100	NA	Ok
072SB-0026-0002-SO / 072SB-0027-0001-SO	240-18441-11 / 240-18441-12	bis(2-Chloroethoxy) Methane	302	ND	100		Ok
072SB-0026-0001-SO / 072SB-0027-0001-SO	240-18441-11 / 240-18441-12	bis(2-Chloroethoxy) Methane	ND	ND	110	NA	Ok

072SB-0026-0002-SO / 072SB-0027-0001-SO	240-18441-11 / 240-18441-12	bis(2-Chloroethoxy) Methane	326	ND	110		Ok
072SB-0026-0001-SO / 072SB-0027-0001-SO	240-18441-11 / 240-18441-12	bis(2-Chloroethyl) Ether (2-Chloroethyl Ether)	ND	ND	100	NA	Ok
072SB-0026-0002-SO / 072SB-0027-0001-SO	240-18441-11 / 240-18441-12	bis(2-Chloroethyl) Ether (2-Chloroethyl Ether)	293	ND	100		Ok
072SB-0026-0001-SO / 072SB-0027-0001-SO	240-18441-11 / 240-18441-12	bis(2-Chloroethyl) Ether (2-Chloroethyl Ether)	ND	ND	110	NA	Ok
072SB-0026-0002-SO / 072SB-0027-0001-SO	240-18441-11 / 240-18441-12	bis(2-Chloroethyl) Ether (2-Chloroethyl Ether)	312	ND	110		Ok
072SB-0026-0001-SO / 072SB-0027-0001-SO	240-18441-11 / 240-18441-12	bis(2-Chloroisopropyl) Ether	ND	ND	100	NA	Ok
072SB-0026-0002-SO / 072SB-0027-0001-SO	240-18441-11 / 240-18441-12	bis(2-Chloroisopropyl) Ether	280	ND	100		Ok
072SB-0026-0001-SO / 072SB-0027-0001-SO	240-18441-11 / 240-18441-12	bis(2-Chloroisopropyl) Ether	ND	ND	110	NA	Ok
072SB-0026-0002-SO / 072SB-0027-0001-SO	240-18441-11 / 240-18441-12	bis(2-Chloroisopropyl) Ether	308	ND	110		Ok
072SB-0026-0001-SO / 072SB-0027-0001-SO	240-18441-11 / 240-18441-12	bis(2-Ethylhexyl) Phthalate	ND	25.0	52.0		Ok
072SB-0026-0002-SO / 072SB-0027-0001-SO	240-18441-11 / 240-18441-12	bis(2-Ethylhexyl) Phthalate	550	25.0	52.0	183	Out
072SB-0026-0001-SO / 072SB-0027-0001-SO	240-18441-11 / 240-18441-12	bis(2-Ethylhexyl) Phthalate	26.0	25.0	53.0	3.92	Ok
072SB-0026-0002-SO / 072SB-0027-0001-SO	240-18441-11 / 240-18441-12	bis(2-Ethylhexyl) Phthalate	531	25.0	53.0	182	Out
072SB-0026-0001-SO / 072SB-0027-0001-SO	240-18441-11 / 240-18441-12	Carbazole	ND	ND	52.0	NA	Ok
072SB-0026-0002-SO / 072SB-0027-0001-SO	240-18441-11 / 240-18441-12	Carbazole	516	ND	52.0		Ok
072SB-0026-0001-SO / 072SB-0027-0001-SO	240-18441-11 / 240-18441-12	Carbazole	ND	ND	53.0	NA	Ok
072SB-0026-0002-SO / 072SB-0027-0001-SO	240-18441-11 / 240-18441-12	Carbazole	481	ND	53.0		Ok
072SB-0026-0001-SO / 072SB-0027-0001-SO	240-18441-11 / 240-18441-12	Chrysene	9.10	9.10	6.90	0.00	Ok
072SB-0026-0001-SO / 072SB-0027-0001-SO	240-18441-11 / 240-18441-12	Chrysene	ND	9.10	7.00		Ok
072SB-0026-0002-SO / 072SB-0027-0001-SO	240-18441-11 / 240-18441-12	Chrysene	542	9.10	7.00	193	Out
072SB-0026-0002-SO / 072SB-0027-0001-SO	240-18441-11 / 240-18441-12	Chrysene	571	9.10	7.00	194	Out
072SB-0026-0001-SO / 072SB-0027-0001-SO	240-18441-11 / 240-18441-12	Cresols, m & p	ND	ND	410	NA	Ok
072SB-0026-0001-SO / 072SB-0027-0001-SO	240-18441-11 / 240-18441-12	Cresols, m & p	ND	ND	420	NA	Ok
072SB-0026-0002-SO / 072SB-0027-0001-SO	240-18441-11 / 240-18441-12	Cresols, m & p	807	ND	420		Ok
072SB-0026-0002-SO / 072SB-0027-0001-SO	240-18441-11 / 240-18441-12	Cresols, m & p	820	ND	420		Ok
072SB-0026-0001-SO / 072SB-0027-0001-SO	240-18441-11 / 240-18441-12	Di-n-Butyl Phthalate	ND	ND	52.0	NA	Ok
072SB-0026-0002-SO / 072SB-0027-0001-SO	240-18441-11 / 240-18441-12	Di-n-Butyl Phthalate	564	ND	52.0		Ok
072SB-0026-0001-SO / 072SB-0027-0001-SO	240-18441-11 / 240-18441-12	Di-n-Butyl Phthalate	ND	ND	53.0	NA	Ok
072SB-0026-0002-SO / 072SB-0027-0001-SO	240-18441-11 / 240-18441-12	Di-n-Butyl Phthalate	527	ND	53.0		Ok
072SB-0026-0001-SO / 072SB-0027-0001-SO	240-18441-11 / 240-18441-12	Di-n-Octylphthalate	ND	ND	52.0	NA	Ok
072SB-0026-0002-SO / 072SB-0027-0001-SO	240-18441-11 / 240-18441-12	Di-n-Octylphthalate	508	ND	52.0		Ok
072SB-0026-0001-SO / 072SB-0027-0001-SO	240-18441-11 / 240-18441-12	Di-n-Octylphthalate	ND	ND	53.0	NA	Ok
072SB-0026-0002-SO / 072SB-0027-0001-SO	240-18441-11 / 240-18441-12	Di-n-Octylphthalate	485	ND	53.0		Ok
072SB-0026-0001-SO / 072SB-0027-0001-SO	240-18441-11 / 240-18441-12	Dibenz(a,h)anthracene	ND	ND	6.90	NA	Ok

072SB-0026-0001-SO / 072SB-0027-0001-SO	240-18441-11 / 240-18441-12	Dibenz(a,h)anthracene	7.10	ND	7.00		Ok
072SB-0026-0002-SO / 072SB-0027-0001-SO	240-18441-11 / 240-18441-12	Dibenz(a,h)anthracene	534	ND	7.00		Ok
072SB-0026-0002-SO / 072SB-0027-0001-SO	240-18441-11 / 240-18441-12	Dibenz(a,h)anthracene	551	ND	7.00		Ok
072SB-0026-0001-SO / 072SB-0027-0001-SO	240-18441-11 / 240-18441-12	Dibenzofuran	16.0	8.70	52.0	59.1	Out
072SB-0026-0002-SO / 072SB-0027-0001-SO	240-18441-11 / 240-18441-12	Dibenzofuran	467	8.70	52.0	193	Out
072SB-0026-0001-SO / 072SB-0027-0001-SO	240-18441-11 / 240-18441-12	Dibenzofuran	16.0	8.70	53.0	59.1	Out
072SB-0026-0002-SO / 072SB-0027-0001-SO	240-18441-11 / 240-18441-12	Dibenzofuran	462	8.70	53.0	193	Out
072SB-0026-0001-SO / 072SB-0027-0001-SO	240-18441-11 / 240-18441-12	Diethyl Phthalate	ND	ND	52.0	NA	Ok
072SB-0026-0002-SO / 072SB-0027-0001-SO	240-18441-11 / 240-18441-12	Diethyl Phthalate	500	ND	52.0		Ok
072SB-0026-0001-SO / 072SB-0027-0001-SO	240-18441-11 / 240-18441-12	Diethyl Phthalate	ND	ND	53.0	NA	Ok
072SB-0026-0002-SO / 072SB-0027-0001-SO	240-18441-11 / 240-18441-12	Diethyl Phthalate	486	ND	53.0		Ok
072SB-0026-0001-SO / 072SB-0027-0001-SO	240-18441-11 / 240-18441-12	Dimethyl Phthalate	ND	ND	52.0	NA	Ok
072SB-0026-0002-SO / 072SB-0027-0001-SO	240-18441-11 / 240-18441-12	Dimethyl Phthalate	508	ND	52.0		Ok
072SB-0026-0001-SO / 072SB-0027-0001-SO	240-18441-11 / 240-18441-12	Dimethyl Phthalate	ND	ND	53.0	NA	Ok
072SB-0026-0002-SO / 072SB-0027-0001-SO	240-18441-11 / 240-18441-12	Dimethyl Phthalate	484	ND	53.0		Ok
072SB-0026-0001-SO / 072SB-0027-0001-SO	240-18441-11 / 240-18441-12	Fluoranthene	12.0	10.0	6.90	18.2	Ok
072SB-0026-0001-SO / 072SB-0027-0001-SO	240-18441-11 / 240-18441-12	Fluoranthene	9.50	10.0	7.00	5.13	Ok
072SB-0026-0002-SO / 072SB-0027-0001-SO	240-18441-11 / 240-18441-12	Fluoranthene	509	10.0	7.00	192	Out
072SB-0026-0002-SO / 072SB-0027-0001-SO	240-18441-11 / 240-18441-12	Fluoranthene	554	10.0	7.00	193	Out
072SB-0026-0001-SO / 072SB-0027-0001-SO	240-18441-11 / 240-18441-12	Fluorene	8.40	ND	6.90		Ok
072SB-0026-0001-SO / 072SB-0027-0001-SO	240-18441-11 / 240-18441-12	Fluorene	10.0	ND	7.00		Ok
072SB-0026-0002-SO / 072SB-0027-0001-SO	240-18441-11 / 240-18441-12	Fluorene	483	ND	7.00		Ok
072SB-0026-0002-SO / 072SB-0027-0001-SO	240-18441-11 / 240-18441-12	Fluorene	485	ND	7.00		Ok
072SB-0026-0001-SO / 072SB-0027-0001-SO	240-18441-11 / 240-18441-12	Hexachlorobenzene	ND	ND	6.90	NA	Ok
072SB-0026-0001-SO / 072SB-0027-0001-SO	240-18441-11 / 240-18441-12	Hexachlorobenzene	ND	ND	7.00	NA	Ok
072SB-0026-0002-SO / 072SB-0027-0001-SO	240-18441-11 / 240-18441-12	Hexachlorobenzene	414	ND	7.00		Ok
072SB-0026-0002-SO / 072SB-0027-0001-SO	240-18441-11 / 240-18441-12	Hexachlorobenzene	451	ND	7.00		Ok
072SB-0026-0001-SO / 072SB-0027-0001-SO	240-18441-11 / 240-18441-12	Hexachlorobutadiene	ND	ND	52.0	NA	Ok
072SB-0026-0002-SO / 072SB-0027-0001-SO	240-18441-11 / 240-18441-12	Hexachlorobutadiene	287	ND	52.0		Ok
072SB-0026-0001-SO / 072SB-0027-0001-SO	240-18441-11 / 240-18441-12	Hexachlorobutadiene	ND	ND	53.0	NA	Ok
072SB-0026-0002-SO / 072SB-0027-0001-SO	240-18441-11 / 240-18441-12	Hexachlorobutadiene	304	ND	53.0		Ok
072SB-0026-0001-SO / 072SB-0027-0001-SO	240-18441-11 / 240-18441-12	Hexachlorocyclopentadiene	ND	ND	340	NA	Ok
072SB-0026-0002-SO / 072SB-0027-0001-SO	240-18441-17 / 240-18441-12	Hexachlorocyclopentadiene	ND	ND	340	NA	Ok
072SB-0026-0001-SO / 072SB-0027-0001-SO	240-18441-11 / 240-18441-12	Hexachlorocyclopentadiene	ND	ND	350	NA	Ok

072SB-0026-0001-SO / 072SB-0027-0001-SO	240-18441-11 / 240-18441-12	Hexachloroethane	ND	ND	52.0	NA	Ok
072SB-0026-0002-SO / 072SB-0027-0001-SO	240-18441-11 / 240-18441-12	Hexachloroethane	291	ND	52.0		Ok
072SB-0026-0001-SO / 072SB-0027-0001-SO	240-18441-11 / 240-18441-12	Hexachloroethane	ND	ND	53.0	NA	Ok
072SB-0026-0002-SO / 072SB-0027-0001-SO	240-18441-11 / 240-18441-12	Hexachloroethane	324	ND	53.0		Ok
072SB-0026-0001-SO / 072SB-0027-0001-SO	240-18441-11 / 240-18441-12	Indeno(1,2,3-c,d)Pyrene	17.0	12.0	6.90	34.5	Ok
072SB-0026-0001-SO / 072SB-0027-0001-SO	240-18441-11 / 240-18441-12	Indeno(1,2,3-c,d)Pyrene	18.0	12.0	7.00	40.0	Ok
072SB-0026-0002-SO / 072SB-0027-0001-SO	240-18441-11 / 240-18441-12	Indeno(1,2,3-c,d)Pyrene	559	12.0	7.00	192	Out
072SB-0026-0002-SO / 072SB-0027-0001-SO	240-18441-11 / 240-18441-12	Indeno(1,2,3-c,d)Pyrene	570	12.0	7.00	192	Out
072SB-0026-0001-SO / 072SB-0027-0001-SO	240-18441-11 / 240-18441-12	Isophorone	ND	ND	52.0	NA	Ok
072SB-0026-0002-SO / 072SB-0027-0001-SO	240-18441-11 / 240-18441-12	Isophorone	393	ND	52.0		Ok
072SB-0026-0001-SO / 072SB-0027-0001-SO	240-18441-11 / 240-18441-12	Isophorone	ND	ND	53.0	NA	Ok
072SB-0026-0002-SO / 072SB-0027-0001-SO	240-18441-11 / 240-18441-12	Isophorone	418	ND	53.0		Ok
072SB-0026-0001-SO / 072SB-0027-0001-SO	240-18441-11 / 240-18441-12	n-Nitrosodi-n-propylamine	ND	ND	52.0	NA	Ok
072SB-0026-0002-SO / 072SB-0027-0001-SO	240-18441-11 / 240-18441-12	n-Nitrosodi-n-propylamine	362	ND	52.0		Ok
072SB-0026-0001-SO / 072SB-0027-0001-SO	240-18441-11 / 240-18441-12	n-Nitrosodi-n-propylamine	ND	ND	53.0	NA	Ok
072SB-0026-0002-SO / 072SB-0027-0001-SO	240-18441-11 / 240-18441-12	n-Nitrosodi-n-propylamine	398	ND	53.0		Ok
072SB-0026-0001-SO / 072SB-0027-0001-SO	240-18441-11 / 240-18441-12	n-Nitrosodiphenylamine	ND	ND	52.0	NA	Ok
072SB-0026-0002-SO / 072SB-0027-0001-SO	240-18441-11 / 240-18441-12	n-Nitrosodiphenylamine	553	ND	52.0		Ok
072SB-0026-0001-SO / 072SB-0027-0001-SO	240-18441-11 / 240-18441-12	n-Nitrosodiphenylamine	ND	ND	53.0	NA	Ok
072SB-0026-0002-SO / 072SB-0027-0001-SO	240-18441-11 / 240-18441-12	n-Nitrosodiphenylamine	503	ND	53.0		Ok
072SB-0026-0001-SO / 072SB-0027-0001-SO	240-18441-11 / 240-18441-12	Naphthalene	29.0	14.0	6.90	69.8	Out
072SB-0026-0001-SO / 072SB-0027-0001-SO	240-18441-11 / 240-18441-12	Naphthalene	30.0	14.0	7.00	72.7	Out
072SB-0026-0002-SO / 072SB-0027-0001-SO	240-18441-11 / 240-18441-12	Naphthalene	386	14.0	7.00	186	Out
072SB-0026-0002-SO / 072SB-0027-0001-SO	240-18441-11 / 240-18441-12	Naphthalene	411	14.0	7.00	187	Out
072SB-0026-0001-SO / 072SB-0027-0001-SO	240-18441-11 / 240-18441-12	Nitrobenzene	ND	ND	100	NA	Ok
072SB-0026-0002-SO / 072SB-0027-0001-SO	240-18441-11 / 240-18441-12	Nitrobenzene	312	ND	100		Ok
072SB-0026-0001-SO / 072SB-0027-0001-SO	240-18441-11 / 240-18441-12	Nitrobenzene	ND	ND	110	NA	Ok
072SB-0026-0002-SO / 072SB-0027-0001-SO	240-18441-11 / 240-18441-12	Nitrobenzene	328	ND	110		Ok
072SB-0026-0001-SO / 072SB-0027-0001-SO	240-18441-11 / 240-18441-12	Pentachlorophenol	ND	ND	150	NA	Ok
072SB-0026-0001-SO / 072SB-0027-0001-SO	240-18441-11 / 240-18441-12	Pentachlorophenol	ND	ND	160	NA	Ok
072SB-0026-0002-SO / 072SB-0027-0001-SO	240-18441-11 / 240-18441-12	Pentachlorophenol	322	ND	160		Ok
072SB-0026-0002-SO / 072SB-0027-0001-SO	240-18441-11 / 240-18441-12	Pentachlorophenol	354	ND	160		Ok
072SB-0026-0001-SO / 072SB-0027-0001-SO	240-18441-11 / 240-18441-12	Phenanthrene	50.0	36.0	6.90	32.6	Ok
072SB-0026-0001-SO / 072SB-0027-0001-SO	240-18441-11 / 240-18441-12	Phenanthrene	47.0	36.0	7.00	26.5	Ok

072SB-0026-0002-SO / 072SB-0027-0001-SO	240-18441-11 / 240-18441-12	Phenanthrene	541	36.0	7.00	175	Out
072SB-0026-0002-SO / 072SB-0027-0001-SO	240-18441-11 / 240-18441-12	Phenanthrene	575	36.0	7.00	176	Out
072SB-0026-0001-SO / 072SB-0027-0001-SO	240-18441-11 / 240-18441-12	Phenol	ND	ND	52.0	NA	Ok
072SB-0026-0002-SO / 072SB-0027-0001-SO	240-18441-11 / 240-18441-12	Phenol	388	ND	52.0		Ok
072SB-0026-0001-SO / 072SB-0027-0001-SO	240-18441-11 / 240-18441-12	Phenol	ND	ND	53.0	NA	Ok
072SB-0026-0002-SO / 072SB-0027-0001-SO	240-18441-11 / 240-18441-12	Phenol	409	ND	53.0		Ok
072SB-0026-0001-SO / 072SB-0027-0001-SO	240-18441-11 / 240-18441-12	Pyrene	16.0	7.10	6.90	77.1	Out
072SB-0026-0001-SO / 072SB-0027-0001-SO	240-18441-11 / 240-18441-12	Pyrene	15.0	7.10	7.00	71.5	Out
072SB-0026-0002-SO / 072SB-0027-0001-SO	240-18441-11 / 240-18441-12	Pyrene	520	7.10	7.00	195	Out
072SB-0026-0002-SO / 072SB-0027-0001-SO	240-18441-11 / 240-18441-12	Pyrene	545	7.10	7.00	195	Out

Location	Analysis
73-ECY-DU1-SB	SW6020

Field ID - Primary/Field Dup	Lab ID - Primary/Field Dup	Analyte	Primary Result	FD Result	RL	RPD	RPD Check
073SB-0007M-0001-SO / 073SB-0008M-0001-SO	240-18441-21 / 240-18441-22	Aluminum	9300	9600	2.80	3.17	Ok
073SB-0007M-0001-SO / 073SB-0008M-0001-SO	240-18441-21 / 240-18441-22	Antimony	0.0820	0.0820	0.180	0.00	Ok
073SB-0007M-0001-SO / 073SB-0008M-0001-SO	240-18441-21 / 240-18441-22	Arsenic	12.0	9.40	0.0920	24.3	Ok
073SB-0007M-0001-SO / 073SB-0008M-0001-SO	240-18441-21 / 240-18441-22	Barium	50.0	50.0	0.920	0.00	Ok
073SB-0007M-0001-SO / 073SB-0008M-0001-SO	240-18441-21 / 240-18441-22	Beryllium	0.510	0.560	0.0920	9.35	Ok
073SB-0007M-0001-SO / 073SB-0008M-0001-SO	240-18441-21 / 240-18441-22	Cadmium	0.260	0.200	0.0920	26.1	Ok
073SB-0007M-0001-SO / 073SB-0008M-0001-SO	240-18441-21 / 240-18441-22	Calcium	3800	8900	9.20	80.3	Out
073SB-0007M-0001-SO / 073SB-0008M-0001-SO	240-18441-21 / 240-18441-22	Chromium	19.0	17.0	0.180	11.1	Ok
073SB-0007M-0001-SO / 073SB-0008M-0001-SO	240-18441-21 / 240-18441-22	Cobalt	9.60	8.20	0.0460	15.7	Ok
073SB-0007M-0001-SO / 073SB-0008M-0001-SO	240-18441-21 / 240-18441-22	Copper	20.0	16.0	0.180	22.2	Ok
073SB-0007M-0001-SO / 073SB-0008M-0001-SO	240-18441-21 / 240-18441-22	Iron	25000	20000	4.60	22.2	Ok
073SB-0007M-0001-SO / 073SB-0008M-0001-SO	240-18441-21 / 240-18441-22	Lead	15.0	11.0	0.0920	30.8	Ok
073SB-0007M-0001-SO / 073SB-0008M-0001-SO	240-18441-21 / 240-18441-22	Magnesium	2900	3300	9.20	12.9	Ok
073SB-0007M-0001-SO / 073SB-0008M-0001-SO	240-18441-21 / 240-18441-22	Manganese	330	270	0.460	20.0	Ok
073SB-0007M-0001-SO / 073SB-0008M-0001-SO	240-18441-21 / 240-18441-22	Nickel	25.0	21.0	0.0920	17.4	Ok
073SB-0007M-0001-SO / 073SB-0008M-0001-SO	240-18441-21 / 240-18441-22	Potassium	1000	1600	9.20	46.2	Ok
073SB-0007M-0001-SO / 073SB-0008M-0001-SO	240-18441-21 / 240-18441-22	Selenium	0.780	0.730	0.460	6.62	Ok
073SB-0007M-0001-SO / 073SB-0008M-0001-SO	240-18441-21 / 240-18441-22	Silver	0.0270	0.0250	0.0920	7.69	Ok
073SB-0007M-0001-SO / 073SB-0008M-0001-SO	240-18441-21 / 240-18441-22	Sodium	67.0	96.0	9.20	35.6	Ok
073SB-0007M-0001-SO / 073SB-0008M-0001-SO	240-18441-21 / 240-18441-22	Thallium	0.130	0.140	0.0920	7.41	Ok

073SB-0007M-0001-SO / 073SB-0008M-0001-SO	240-18441-21 / 240-18441-22	Vanadium	15.0	15.0	0.0920	0.00	Ok
073SB-0007M-0001-SO / 073SB-0008M-0001-SO	240-18441-21 / 240-18441-22	Zinc	68.0	58.0	0.460	15.9	Ok

Location	Analysis
73-ECY-DU1-SB	SW7471A

Field ID - Primary/Field Dup	Lab ID - Primary/Field Dup	Analyte	Primary Result	FD Result	RL	RPD	RPD Check
073SB-0007M-0001-SO / 073SB-0008M-0001-SO	240-18441-21 / 240-18441-22	Mercury	0.0290	0.0280	0.0970	3.51	Ok

Location	Analysis
73-ECY-DU1-SB	SW8270C

Field ID - Primary/Field Dup	Lab ID - Primary/Field Dup	Analyte	Primary Result	FD Result	RL	RPD	RPD Check
073SB-0007M-0001-SO / 073SB-0008M-0001-SO	240-18441-21 / 240-18441-22	1,2,4-Trichlorobenzene	ND	ND	250	NA	Ok
073SB-0007M-0001-SO / 073SB-0008M-0001-SO	240-18441-21 / 240-18441-22	1,2-Dichlorobenzene	ND	ND	250	NA	Ok
073SB-0007M-0001-SO / 073SB-0008M-0001-SO	240-18441-21 / 240-18441-22	1,3-Dichlorobenzene	ND	ND	250	NA	Ok
073SB-0007M-0001-SO / 073SB-0008M-0001-SO	240-18441-21 / 240-18441-22	1,4-Dichlorobenzene	ND	ND	250	NA	Ok
073SB-0007M-0001-SO / 073SB-0008M-0001-SO	240-18441-21 / 240-18441-22	2,4,5-Trichlorophenol	ND	ND	760	NA	Ok
073SB-0007M-0001-SO / 073SB-0008M-0001-SO	240-18441-21 / 240-18441-22	2,4,6-Trichlorophenol	ND	ND	760	NA	Ok
073SB-0007M-0001-SO / 073SB-0008M-0001-SO	240-18441-21 / 240-18441-22	2,4-Dichlorophenol	ND	ND	760	NA	Ok
073SB-0007M-0001-SO / 073SB-0008M-0001-SO	240-18441-21 / 240-18441-22	2,4-Dimethylphenol	ND	ND	760	NA	Ok
073SB-0007M-0001-SO / 073SB-0008M-0001-SO	240-18441-21 / 240-18441-22	2,4-Dinitrophenol	ND	ND	1700	NA	Ok
073SB-0007M-0001-SO / 073SB-0008M-0001-SO	240-18441-21 / 240-18441-22	2,4-Dinitrotoluene	ND	ND	1000	NA	Ok
073SB-0007M-0001-SO / 073SB-0008M-0001-SO	240-18441-21 / 240-18441-22	2,6-Dinitrotoluene	ND	ND	1000	NA	Ok
073SB-0007M-0001-SO / 073SB-0008M-0001-SO	240-18441-21 / 240-18441-22	2-Chloronaphthalene	ND	ND	250	NA	Ok
073SB-0007M-0001-SO / 073SB-0008M-0001-SO	240-18441-21 / 240-18441-22	2-Chlorophenol	ND	ND	250	NA	Ok
073SB-0007M-0001-SO / 073SB-0008M-0001-SO	240-18441-21 / 240-18441-22	2-Methylnaphthalene	62.0	39.0	34.0	45.5	Ok
073SB-0007M-0001-SO / 073SB-0008M-0001-SO	240-18441-21 / 240-18441-22	2-Methylphenol (o-Cresol)	ND	ND	1000	NA	Ok
073SB-0007M-0001-SO / 073SB-0008M-0001-SO	240-18441-21 / 240-18441-22	2-Nitroaniline	ND	ND	1000	NA	Ok
073SB-0007M-0001-SO / 073SB-0008M-0001-SO	240-18441-21 / 240-18441-22	2-Nitrophenol	ND	ND	250	NA	Ok
073SB-0007M-0001-SO / 073SB-0008M-0001-SO	240-18441-21 / 240-18441-22	3,3'-Dichlorobenzidine	ND	ND	510	NA	Ok
073SB-0007M-0001-SO / 073SB-0008M-0001-SO	240-18441-21 / 240-18441-22	3-Nitroaniline	ND	ND	1000	NA	Ok
073SB-0007M-0001-SO / 073SB-0008M-0001-SO	240-18441-21 / 240-18441-22	4,6-Dinitro-2-Methylphenol	ND	ND	760	NA	Ok
073SB-0007M-0001-SO / 073SB-0008M-0001-SO	240-18441-21 / 240-18441-22	4-Bromophenyl phenyl ether	ND	ND	250	NA	Ok
073SB-0007M-0001-SO / 073SB-0008M-0001-SO	240-18441-21 / 240-18441-22	4-Chloro-3-Methylphenol	ND	ND	760	NA	Ok

073SB-0007M-0001-SO / 073SB-0008M-0001-SO	240-18441-21 / 240-18441-22	4-Chloroaniline	ND	ND	760	NA	Ok
073SB-0007M-0001-SO / 073SB-0008M-0001-SO	240-18441-21 / 240-18441-22	4-Chlorophenyl Phenyl Ether	ND	ND	250	NA	Ok
073SB-0007M-0001-SO / 073SB-0008M-0001-SO	240-18441-21 / 240-18441-22	4-Nitroaniline	ND	ND	1000	NA	Ok
073SB-0007M-0001-SO / 073SB-0008M-0001-SO	240-18441-21 / 240-18441-22	4-Nitrophenol	ND	ND	1700	NA	Ok
073SB-0007M-0001-SO / 073SB-0008M-0001-SO	240-18441-21 / 240-18441-22	Acenaphthene	ND	ND	34.0	NA	Ok
073SB-0007M-0001-SO / 073SB-0008M-0001-SO	240-18441-21 / 240-18441-22	Acenaphthylene	ND	ND	34.0	NA	Ok
073SB-0007M-0001-SO / 073SB-0008M-0001-SO	240-18441-21 / 240-18441-22	Anthracene	ND	ND	34.0	NA	Ok
073SB-0007M-0001-SO / 073SB-0008M-0001-SO	240-18441-21 / 240-18441-22	Benzo(a)anthracene	ND	ND	34.0	NA	Ok
073SB-0007M-0001-SO / 073SB-0008M-0001-SO	240-18441-21 / 240-18441-22	Benzo(a)pyrene	60.0	49.0	34.0	20.2	Ok
073SB-0007M-0001-SO / 073SB-0008M-0001-SO	240-18441-21 / 240-18441-22	Benzo(b)fluoranthene	35.0	ND	34.0		Ok
073SB-0007M-0001-SO / 073SB-0008M-0001-SO	240-18441-21 / 240-18441-22	Benzo(g,h,i)perylene	23.0	ND	34.0		Ok
073SB-0007M-0001-SO / 073SB-0008M-0001-SO	240-18441-21 / 240-18441-22	Benzo(k)fluoranthene	ND	ND	34.0	NA	Ok
073SB-0007M-0001-SO / 073SB-0008M-0001-SO	240-18441-21 / 240-18441-22	Benzoic acid	ND	ND	3300	NA	Ok
073SB-0007M-0001-SO / 073SB-0008M-0001-SO	240-18441-21 / 240-18441-22	Benzyl alcohol	ND	ND	1700	NA	Ok
073SB-0007M-0001-SO / 073SB-0008M-0001-SO	240-18441-21 / 240-18441-22	Benzyl butyl phthalate	ND	ND	250	NA	Ok
073SB-0007M-0001-SO / 073SB-0008M-0001-SO	240-18441-21 / 240-18441-22	bis(2-Chloroethoxy) Methane	ND	ND	510	NA	Ok
073SB-0007M-0001-SO / 073SB-0008M-0001-SO	240-18441-21 / 240-18441-22	bis(2-Chloroethyl) Ether (2-Chloroethyl Ether)	ND	ND	510	NA	Ok
073SB-0007M-0001-SO / 073SB-0008M-0001-SO	240-18441-21 / 240-18441-22	bis(2-Chloroisopropyl) Ether	ND	ND	510	NA	Ok
073SB-0007M-0001-SO / 073SB-0008M-0001-SO	240-18441-21 / 240-18441-22	bis(2-Ethylhexyl) Phthalate	ND	ND	250	NA	Ok
073SB-0007M-0001-SO / 073SB-0008M-0001-SO	240-18441-21 / 240-18441-22	Carbazole	ND	ND	250	NA	Ok
073SB-0007M-0001-SO / 073SB-0008M-0001-SO	240-18441-21 / 240-18441-22	Chrysene	ND	ND	34.0	NA	Ok
073SB-0007M-0001-SO / 073SB-0008M-0001-SO	240-18441-21 / 240-18441-22	Cresols, m & p	ND	ND	2000	NA	Ok
073SB-0007M-0001-SO / 073SB-0008M-0001-SO	240-18441-21 / 240-18441-22	Di-n-Butyl Phthalate	ND	ND	250	NA	Ok
073SB-0007M-0001-SO / 073SB-0008M-0001-SO	240-18441-21 / 240-18441-22	Di-n-Octylphthalate	ND	ND	250	NA	Ok
073SB-0007M-0001-SO / 073SB-0008M-0001-SO	240-18441-21 / 240-18441-22	Dibenz(a,h)anthracene	ND	ND	34.0	NA	Ok
073SB-0007M-0001-SO / 073SB-0008M-0001-SO	240-18441-21 / 240-18441-22	Dibenzofuran	17.0	ND	250		Ok
073SB-0007M-0001-SO / 073SB-0008M-0001-SO	240-18441-21 / 240-18441-22	Diethyl Phthalate	ND	ND	250	NA	Ok
073SB-0007M-0001-SO / 073SB-0008M-0001-SO	240-18441-21 / 240-18441-22	Dimethyl Phthalate	ND	ND	250	NA	Ok
073SB-0007M-0001-SO / 073SB-0008M-0001-SO	240-18441-21 / 240-18441-22	Fluoranthene	33.0	21.0	34.0	44.4	Ok
073SB-0007M-0001-SO / 073SB-0008M-0001-SO	240-18441-21 / 240-18441-22	Fluorene	ND	ND	34.0	NA	Ok
073SB-0007M-0001-SO / 073SB-0008M-0001-SO	240-18441-21 / 240-18441-22	Hexachlorobenzene	ND	ND	34.0	NA	Ok
073SB-0007M-0001-SO / 073SB-0008M-0001-SO	240-18441-21 / 240-18441-22	Hexachlorobutadiene	ND	ND	250	NA	Ok
073SB-0007M-0001-SO / 073SB-0008M-0001-SO	240-18441-21 / 240-18441-22	Hexachlorocyclopentadiene	ND	ND	1700	NA	Ok
073SB-0007M-0001-SO / 073SB-0008M-0001-SO	240-18441-21 / 240-18441-22	Hexachloroethane	ND	ND	250	NA	Ok

073SB-0007M-0001-SO / 073SB-0008M-0001-SO	240-18441-21 / 240-18441-22	Indeno(1,2,3-c,d)Pyrene	41.0	ND	34.0		Ok
073SB-0007M-0001-SO / 073SB-0008M-0001-SO	240-18441-21 / 240-18441-22	Isophorone	ND	ND	250	NA	Ok
073SB-0007M-0001-SO / 073SB-0008M-0001-SO	240-18441-21 / 240-18441-22	n-Nitrosodi-n-propylamine	ND	ND	250	NA	Ok
073SB-0007M-0001-SO / 073SB-0008M-0001-SO	240-18441-21 / 240-18441-22	n-Nitrosodiphenylamine	ND	ND	250	NA	Ok
073SB-0007M-0001-SO / 073SB-0008M-0001-SO	240-18441-21 / 240-18441-22	Naphthalene	46.0	29.0	34.0	45.3	Ok
073SB-0007M-0001-SO / 073SB-0008M-0001-SO	240-18441-21 / 240-18441-22	Nitrobenzene	ND	ND	510	NA	Ok
073SB-0007M-0001-SO / 073SB-0008M-0001-SO	240-18441-21 / 240-18441-22	Pentachlorophenol	ND	ND	760	NA	Ok
073SB-0007M-0001-SO / 073SB-0008M-0001-SO	240-18441-21 / 240-18441-22	Phenanthrene	45.0	34.0	34.0	27.8	Ok
073SB-0007M-0001-SO / 073SB-0008M-0001-SO	240-18441-21 / 240-18441-22	Phenol	ND	ND	250	NA	Ok
073SB-0007M-0001-SO / 073SB-0008M-0001-SO	240-18441-21 / 240-18441-22	Pyrene	29.0	32.0	34.0	9.84	Ok

Location	Analysis
73-ECY-DU1-SB1	SW6020

Field ID - Primary/Field Dup	Lab ID - Primary/Field Dup	Analyte	Primary Result	FD Result	RL	RPD	RPD Check
073SB-0009M-0001-SO / 073SB-0010M-0001-SO	240-18441-23 / 240-18441-24	Aluminum	7500	11000	2.90	37.8	Ok
073SB-0009M-0001-SO / 073SB-0010M-0001-SO	240-18441-23 / 240-18441-24	Antimony	0.0650	0.0580	0.190	11.4	Ok
073SB-0009M-0001-SO / 073SB-0010M-0001-SO	240-18441-23 / 240-18441-24	Arsenic	7.80	13.0	0.0950	50.0	Ok
073SB-0009M-0001-SO / 073SB-0010M-0001-SO	240-18441-23 / 240-18441-24	Barium	44.0	52.0	0.950	16.7	Ok
073SB-0009M-0001-SO / 073SB-0010M-0001-SO	240-18441-23 / 240-18441-24	Beryllium	0.430	0.620	0.0950	36.2	Ok
073SB-0009M-0001-SO / 073SB-0010M-0001-SO	240-18441-23 / 240-18441-24	Cadmium	0.180	0.150	0.0950	18.2	Ok
073SB-0009M-0001-SO / 073SB-0010M-0001-SO	240-18441-23 / 240-18441-24	Calcium	6500	4500	9.50	36.4	Ok
073SB-0009M-0001-SO / 073SB-0010M-0001-SO	240-18441-23 / 240-18441-24	Chromium	14.0	17.0	0.190	19.4	Ok
073SB-0009M-0001-SO / 073SB-0010M-0001-SO	240-18441-23 / 240-18441-24	Cobalt	7.70	9.90	0.0480	25.0	Ok
073SB-0009M-0001-SO / 073SB-0010M-0001-SO	240-18441-23 / 240-18441-24	Copper	14.0	19.0	0.190	30.3	Ok
073SB-0009M-0001-SO / 073SB-0010M-0001-SO	240-18441-23 / 240-18441-24	Iron	18000	24000	4.80	28.6	Ok
073SB-0009M-0001-SO / 073SB-0010M-0001-SO	240-18441-23 / 240-18441-24	Lead	10.0	11.0	0.0950	9.52	Ok
073SB-0009M-0001-SO / 073SB-0010M-0001-SO	240-18441-23 / 240-18441-24	Magnesium	2900	3400	9.50	15.9	Ok
073SB-0009M-0001-SO / 073SB-0010M-0001-SO	240-18441-23 / 240-18441-24	Manganese	280	300	0.480	6.90	Ok
073SB-0009M-0001-SO / 073SB-0010M-0001-SO	240-18441-23 / 240-18441-24	Nickel	19.0	24.0	0.0950	23.3	Ok
073SB-0009M-0001-SO / 073SB-0010M-0001-SO	240-18441-23 / 240-18441-24	Potassium	1100	1600	9.50	37.0	Ok
073SB-0009M-0001-SO / 073SB-0010M-0001-SO	240-18441-23 / 240-18441-24	Selenium	0.710	0.700	0.480	1.42	Ok
073SB-0009M-0001-SO / 073SB-0010M-0001-SO	240-18441-23 / 240-18441-24	Silver	0.0240	0.0190	0.0950	23.3	Ok
073SB-0009M-0001-SO / 073SB-0010M-0001-SO	240-18441-23 / 240-18441-24	Sodium	78.0	58.0	9.50	29.4	Ok
073SB-0009M-0001-SO / 073SB-0010M-0001-SO	240-18441-23 / 240-18441-24	Thallium	0.130	0.160	0.0950	20.7	Ok

073SB-0009M-0001-SO / 073SB-0010M-0001-SO	240-18441-23 / 240-18441-24	Vanadium	13.0	16.0	0.0950	20.7	Ok
073SB-0009M-0001-SO / 073SB-0010M-0001-SO	240-18441-23 / 240-18441-24	Zinc	45.0	58.0	0.480	25.2	Ok

Location	Analysis
73-ECY-DU1-SB1	SW7471A

Field ID - Primary/Field Dup	Lab ID - Primary/Field Dup	Analyte	Primary Result	FD Result	RL	RPD	RPD Check
073SB-0009M-0001-SO / 073SB-0010M-0001-SO	240-18441-23 / 240-18441-24	Mercury	0.0260	0.0190	0.0920	31.1	Ok

Location	Analysis
73-ECY-DU1-SB1	SW8270C

Field ID - Primary/Field Dup	Lab ID - Primary/Field Dup	Analyte	Primary Result	FD Result	RL	RPD	RPD Check
073SB-0009M-0001-SO / 073SB-0010M-0001-SO	240-18441-23 / 240-18441-24	1,2,4-Trichlorobenzene	ND	ND	250	NA	Ok
073SB-0009M-0001-SO / 073SB-0010M-0001-SO	240-18441-23 / 240-18441-24	1,2-Dichlorobenzene	ND	ND	250	NA	Ok
073SB-0009M-0001-SO / 073SB-0010M-0001-SO	240-18441-23 / 240-18441-24	1,3-Dichlorobenzene	ND	ND	250	NA	Ok
073SB-0009M-0001-SO / 073SB-0010M-0001-SO	240-18441-23 / 240-18441-24	1,4-Dichlorobenzene	ND	ND	250	NA	Ok
073SB-0009M-0001-SO / 073SB-0010M-0001-SO	240-18441-23 / 240-18441-24	2,4,5-Trichlorophenol	ND	ND	740	NA	Ok
073SB-0009M-0001-SO / 073SB-0010M-0001-SO	240-18441-23 / 240-18441-24	2,4,6-Trichlorophenol	ND	ND	740	NA	Ok
073SB-0009M-0001-SO / 073SB-0010M-0001-SO	240-18441-23 / 240-18441-24	2,4-Dichlorophenol	ND	ND	740	NA	Ok
073SB-0009M-0001-SO / 073SB-0010M-0001-SO	240-18441-23 / 240-18441-24	2,4-Dimethylphenol	ND	ND	740	NA	Ok
073SB-0009M-0001-SO / 073SB-0010M-0001-SO	240-18441-23 / 240-18441-24	2,4-Dinitrophenol	ND	ND	1600	NA	Ok
073SB-0009M-0001-SO / 073SB-0010M-0001-SO	240-18441-23 / 240-18441-24	2,4-Dinitrotoluene	ND	ND	990	NA	Ok
073SB-0009M-0001-SO / 073SB-0010M-0001-SO	240-18441-23 / 240-18441-24	2,6-Dinitrotoluene	ND	ND	990	NA	Ok
073SB-0009M-0001-SO / 073SB-0010M-0001-SO	240-18441-23 / 240-18441-24	2-Chloronaphthalene	ND	ND	250	NA	Ok
073SB-0009M-0001-SO / 073SB-0010M-0001-SO	240-18441-23 / 240-18441-24	2-Chlorophenol	ND	ND	250	NA	Ok
073SB-0009M-0001-SO / 073SB-0010M-0001-SO	240-18441-23 / 240-18441-24	2-Methylnaphthalene	23.0	ND	33.0		Ok
073SB-0009M-0001-SO / 073SB-0010M-0001-SO	240-18441-23 / 240-18441-24	2-Methylphenol (o-Cresol)	ND	ND	990	NA	Ok
073SB-0009M-0001-SO / 073SB-0010M-0001-SO	240-18441-23 / 240-18441-24	2-Nitroaniline	ND	ND	990	NA	Ok
073SB-0009M-0001-SO / 073SB-0010M-0001-SO	240-18441-23 / 240-18441-24	2-Nitrophenol	ND	ND	250	NA	Ok
073SB-0009M-0001-SO / 073SB-0010M-0001-SO	240-18441-23 / 240-18441-24	3,3'-Dichlorobenzidine	ND	ND	490	NA	Ok
073SB-0009M-0001-SO / 073SB-0010M-0001-SO	240-18441-23 / 240-18441-24	3-Nitroaniline	ND	ND	990	NA	Ok
073SB-0009M-0001-SO / 073SB-0010M-0001-SO	240-18441-23 / 240-18441-24	4,6-Dinitro-2-Methylphenol	ND	ND	740	NA	Ok
073SB-0009M-0001-SO / 073SB-0010M-0001-SO	240-18441-23 / 240-18441-24	4-Bromophenyl phenyl ether	ND	ND	250	NA	Ok
073SB-0009M-0001-SO / 073SB-0010M-0001-SO	240-18441-23 / 240-18441-24	4-Chloro-3-Methylphenol	ND	ND	740	NA	Ok

073SB-0009M-0001-SO / 073SB-0010M-0001-SO	240-18441-23 / 240-18441-24	4-Chloroaniline	ND	ND	740	NA	Ok
073SB-0009M-0001-SO / 073SB-0010M-0001-SO	240-18441-23 / 240-18441-24	4-Chlorophenyl Phenyl Ether	ND	ND	250	NA	Ok
073SB-0009M-0001-SO / 073SB-0010M-0001-SO	240-18441-23 / 240-18441-24	4-Nitroaniline	ND	ND	990	NA	Ok
073SB-0009M-0001-SO / 073SB-0010M-0001-SO	240-18441-23 / 240-18441-24	4-Nitrophenol	ND	ND	1600	NA	Ok
073SB-0009M-0001-SO / 073SB-0010M-0001-SO	240-18441-23 / 240-18441-24	Acenaphthene	ND	ND	33.0	NA	Ok
073SB-0009M-0001-SO / 073SB-0010M-0001-SO	240-18441-23 / 240-18441-24	Acenaphthylene	ND	ND	33.0	NA	Ok
073SB-0009M-0001-SO / 073SB-0010M-0001-SO	240-18441-23 / 240-18441-24	Anthracene	ND	ND	33.0	NA	Ok
073SB-0009M-0001-SO / 073SB-0010M-0001-SO	240-18441-23 / 240-18441-24	Benzo(a)anthracene	ND	ND	33.0	NA	Ok
073SB-0009M-0001-SO / 073SB-0010M-0001-SO	240-18441-23 / 240-18441-24	Benzo(a)pyrene	ND	ND	33.0	NA	Ok
073SB-0009M-0001-SO / 073SB-0010M-0001-SO	240-18441-23 / 240-18441-24	Benzo(b)fluoranthene	ND	ND	33.0	NA	Ok
073SB-0009M-0001-SO / 073SB-0010M-0001-SO	240-18441-23 / 240-18441-24	Benzo(g,h,i)perylene	ND	ND	33.0	NA	Ok
073SB-0009M-0001-SO / 073SB-0010M-0001-SO	240-18441-23 / 240-18441-24	Benzo(k)fluoranthene	ND	ND	33.0	NA	Ok
073SB-0009M-0001-SO / 073SB-0010M-0001-SO	240-18441-23 / 240-18441-24	Benzoic acid	ND	ND	3300	NA	Ok
073SB-0009M-0001-SO / 073SB-0010M-0001-SO	240-18441-23 / 240-18441-24	Benzyl alcohol	ND	ND	1600	NA	Ok
073SB-0009M-0001-SO / 073SB-0010M-0001-SO	240-18441-23 / 240-18441-24	Benzyl butyl phthalate	ND	ND	250	NA	Ok
073SB-0009M-0001-SO / 073SB-0010M-0001-SO	240-18441-23 / 240-18441-24	bis(2-Chloroethoxy) Methane	ND	ND	490	NA	Ok
073SB-0009M-0001-SO / 073SB-0010M-0001-SO	240-18441-23 / 240-18441-24	bis(2-Chloroethyl) Ether (2-Chloroethyl Ether)	ND	ND	490	NA	Ok
073SB-0009M-0001-SO / 073SB-0010M-0001-SO	240-18441-23 / 240-18441-24	bis(2-Chloroisopropyl) Ether	ND	ND	490	NA	Ok
073SB-0009M-0001-SO / 073SB-0010M-0001-SO	240-18441-23 / 240-18441-24	bis(2-Ethylhexyl) Phthalate	ND	ND	250	NA	Ok
073SB-0009M-0001-SO / 073SB-0010M-0001-SO	240-18441-23 / 240-18441-24	Carbazole	ND	ND	250	NA	Ok
073SB-0009M-0001-SO / 073SB-0010M-0001-SO	240-18441-23 / 240-18441-24	Chrysene	ND	ND	33.0	NA	Ok
073SB-0009M-0001-SO / 073SB-0010M-0001-SO	240-18441-23 / 240-18441-24	Cresols, m & p	ND	ND	2000	NA	Ok
073SB-0009M-0001-SO / 073SB-0010M-0001-SO	240-18441-23 / 240-18441-24	Di-n-Butyl Phthalate	ND	ND	250	NA	Ok
073SB-0009M-0001-SO / 073SB-0010M-0001-SO	240-18441-23 / 240-18441-24	Di-n-Octylphthalate	ND	ND	250	NA	Ok
073SB-0009M-0001-SO / 073SB-0010M-0001-SO	240-18441-23 / 240-18441-24	Dibenz(a,h)anthracene	ND	ND	33.0	NA	Ok
073SB-0009M-0001-SO / 073SB-0010M-0001-SO	240-18441-23 / 240-18441-24	Dibenzofuran	ND	ND	250	NA	Ok
073SB-0009M-0001-SO / 073SB-0010M-0001-SO	240-18441-23 / 240-18441-24	Diethyl Phthalate	ND	ND	250	NA	Ok
073SB-0009M-0001-SO / 073SB-0010M-0001-SO	240-18441-23 / 240-18441-24	Dimethyl Phthalate	ND	ND	250	NA	Ok
073SB-0009M-0001-SO / 073SB-0010M-0001-SO	240-18441-23 / 240-18441-24	Fluoranthene	ND	ND	33.0	NA	Ok
073SB-0009M-0001-SO / 073SB-0010M-0001-SO	240-18441-23 / 240-18441-24	Fluorene	ND	ND	33.0	NA	Ok
073SB-0009M-0001-SO / 073SB-0010M-0001-SO	240-18441-23 / 240-18441-24	Hexachlorobenzene	ND	ND	33.0	NA	Ok
073SB-0009M-0001-SO / 073SB-0010M-0001-SO	240-18441-23 / 240-18441-24	Hexachlorobutadiene	ND	ND	250	NA	Ok
073SB-0009M-0001-SO / 073SB-0010M-0001-SO	240-18441-23 / 240-18441-24	Hexachlorocyclopentadiene	ND	ND	1600	NA	Ok
073SB-0009M-0001-SO / 073SB-0010M-0001-SO	240-18441-23 / 240-18441-24	Hexachloroethane	ND	ND	250	NA	Ok

073SB-0009M-0001-SO / 073SB-0010M-0001-SO	240-18441-23 / 240-18441-24	Indeno(1,2,3-c,d)Pyrene	ND	ND	33.0	NA	Ok
073SB-0009M-0001-SO / 073SB-0010M-0001-SO	240-18441-23 / 240-18441-24	Isophorone	ND	ND	250	NA	Ok
073SB-0009M-0001-SO / 073SB-0010M-0001-SO	240-18441-23 / 240-18441-24	n-Nitrosodi-n-propylamine	ND	ND	250	NA	Ok
073SB-0009M-0001-SO / 073SB-0010M-0001-SO	240-18441-23 / 240-18441-24	n-Nitrosodiphenylamine	ND	ND	250	NA	Ok
073SB-0009M-0001-SO / 073SB-0010M-0001-SO	240-18441-23 / 240-18441-24	Naphthalene	ND	ND	33.0	NA	Ok
073SB-0009M-0001-SO / 073SB-0010M-0001-SO	240-18441-23 / 240-18441-24	Nitrobenzene	ND	ND	490	NA	Ok
073SB-0009M-0001-SO / 073SB-0010M-0001-SO	240-18441-23 / 240-18441-24	Pentachlorophenol	ND	ND	740	NA	Ok
073SB-0009M-0001-SO / 073SB-0010M-0001-SO	240-18441-23 / 240-18441-24	Phenanthrene	27.0	ND	33.0		Ok
073SB-0009M-0001-SO / 073SB-0010M-0001-SO	240-18441-23 / 240-18441-24	Phenol	ND	ND	250	NA	Ok
073SB-0009M-0001-SO / 073SB-0010M-0001-SO	240-18441-23 / 240-18441-24	Pyrene	17.0	ND	33.0		Ok

WORKSHEET 4

Automated Data Review Summary for 240-18544-1

This page left intentionally blank.

AUTOMATED DATA REVIEW SUMMARY for 240-18544-1_(72-75-76)

Facility: Ravenna Army Ammunition Plant

Event: Fall 2012 SI/RI Sampling

Guidance Document: Ravenna Army Ammunition Plant, Quality Assurance Project Plan, Oct. 3, 2012

Contract Laboratory: TestAmerica, Inc., North Canton, OH

Field Contractor: Environmental Chemical Corp., Otis Ang Base, MA

Data Review Contractor:

SDG: 240-18544-1_(72-75-76), Certified - 1/9/2013 by frederickroche

QC Level: ADR

Project Manager:

Data Reviewer:

Data Reviewer Title:

Date of Review Report:

Samples Included in SDG 240-18544-1_(72-75-76)

Analytical Method/ Leach Method	Normal Soil Samples	Normal Water Samples	Field QC Soil Samples	Field QC Water Samples
E353.2/NONE	11		4	
M8015D/NONE	6		1	
M8015V/NONE	6		1	
SW6020/NONE	22		11	
SW7471A/NONE	27		12	
SW8081/NONE	8		0	
SW8082/NONE	12		4	
SW8260B/NONE	23	4	10	0
SW8270C/NONE	23		10	
SW8330B/NONE	12		3	

This report assesses the analytical data quality associated with the analyses listed on the preceding cover page. This assessment has been made through a combination of automated data review (ADR) and supplemental manual review, the details of which are described below. The approach taken in the review of this data set is consistent with the requirements contained in the Ravenna Army Ammunition Plant, Quality Assurance Project Plan, Oct. 3, 2012 to the extent possible. Where definitive guidance is not provided, data has been evaluated in a conservative manner using professional judgment. In cases where two qualifiers are listed as an action, such as 'J/UJ', the first qualifier applies to positive results, and the second to non-detect results.

Samples were collected by Environmental Chemical Corp., Otis Ang Base, MA; analyses were performed by TestAmerica, Inc., North Canton, OH and were reported under sample delivery group (SDG) 240-18544-1_(72-75-76). Results have been evaluated electronically using electronic data deliverables (EDDs) provided by the laboratory. The laboratory data summary forms (hard copy) have been reviewed during this effort and compared to the automated review output. Findings based on the automated data submission and manual data verification processes are detailed in the ADR narrative.

The following quality control elements were supported by the electronic deliverable and were evaluated during this review effort:

Blank

Blank - Negative

Field Duplicate RPD

Lab Replicate RPD

LCS Recovery

MS Recovery

MS RPD

Prep Hold Time

Surrogate

Test Hold Time

The following quality control elements were either not applicable to the deliverable, or were not supported by the electronic deliverable, and were therefore not included in the automated data review. Those elements required for the project were reviewed manually, as narrated in the Comment section below.

Ambient Blank

Calibration Blank

Calibration Blank - Negative

Continuing Calibration Verification

Equipment Blank

Field Blank

Initial Calibration Verification

LCS RPD

Material Blank

Trip Blank

A representative sampling or ten percent of sample and QC results were manually evaluated for compliance with project specific requirements and consistency with hard copy results. The following summaries were generated during the evaluation of this data set and are included in this report as applicable.

Batch – The analytical batch report is reviewed for completeness and compliance with project specific requirements. Incomplete or non-compliant run sequences are identified and their impact on data quality are discussed in the narrative.

QC Outlier – Results exceeding the evaluation criteria are reviewed for compliance with project requirements and a minimum of ten percent of the non-compliant QC values reported electronically are verified for consistency with hard-copy values.

Qualified Results – Qualified results are evaluated for compliance with project requirements and ten percent of qualified results are verified for consistency with the QC Outliers.

Rejected Results – All rejected results are evaluated for compliance with project requirements. The reason for rejection of the data is verified against hard copy data.

Field Duplicates – Field duplicate comparison results are evaluated for compliance with project requirements and ten percent of values reported are verified for consistency with the hard-copy data.

Data Submission Warnings – Warnings encountered during the data submission process are evaluated and their affect on data quality is discussed in the narrative below.

Analytical deficiencies, project non-compliance issues and inconsistencies with hard copy results observed during ADR evaluation process and their impact on data quality are summarized in the narrative below.

A total of 651 results (14.00%) out of the 4650 results (sample and field QC samples) reported are qualified based on review and 77 results (1.66%) have been rejected. Trace values are not counted as qualified results in the above count. The qualified results are detailed in the following tables and discussed in the narrative below, where appropriate.

Narrative Comments

Analytical Method	Comment
E353.2	
M8015D	
M8015V	
SW6020	
SW7471A	

SW8081	
SW8082	
SW8260B	
SW8270C	
SW8330B	

Reviewed by ,

Reason and Comment Code Definitions

Reasons	
Code	**Definition**
A	Serial dilution
A1	Ambient Blank
B	The analyte was found in an associated blank as well as in the sample.
B2	CCB
B3	CCB - Neg
c	LCS - low
C	LCS Recovery
d	Field Duplicate RPD
D	MS RPD
D1	Lab Replicate RPD
D2	No precision available
F	Field Blank
F1	Hydrocarbon pattern does not match standard
G1	Initial Calibration RRF
G2	Initial Calibration RSD
h	Holding time exceeded by less than 2X.
H	Holding time exceeded by more than 2X.
H1	Test Hold Time
H2	Prep Hold Time
I	Surrogate recovery outside project limits.
J	CRA/CRI Recovery
K	An analyte (non-common laboratory artifact) was detected in the sample at a concentration less than 5X the concentration detected in the associated method blank.
L	Lab Blank
L1	Lab Blank - Neg
m	MS - low
M	MS Recovery
N	Blank - No Action
O	ICS
P	Sample preservation/collection requirement not met.
P1	Column RPD

P2	Improper preparation/extraction
q	Encore sample holding time exceeded by less than 2X.
Q	Encore sample holding time exceeded by more than 2X.
Q1	Material Blank
R	Exceeds LinearCalibration Range
S	Internal standard
T	Trip Blank
TI	Tentatively Identified Compound
TR	Trace Level Detect
U	Receipt Temperature
V	Equipment Blank
V1	ICV
V2	CCV
V3	CCV RRF
V4	Sample Receipt Condition
W	Column breakdown (pesticides)
X	Raised reporting limit
Y	Cooler temperature greater than 10 degreec C.
y	Cooler temperature greater than 4 degrees C, but less than 10 degreec C.
Y1	False Positive
Y2	Data rejected due to radiological anomolies
Z	LCS RPD
Z2	Analyte not confirmed on second column

Flag Code and Definitions

Flag	Definition
U	Undetected: The analyte was analyzed for, but not detected.
UJ	The analyte was not detected; however, the result is estimated due to discrepancies in meeting certain analyte-specific quality control criteria.
J	Estimated: The analyte was positively identified, the quantitation is an estimation due to discrepancies in meeting certain analyte-specific quality control criteria.
R	The data are rejected due to deficiencies in meeting QC criteria and may not be used for decision making.
N	The analysis indicates the presence of an analyte for which there is presumptive evidence to make a "tentative identification".
NJ	The analysis indicates the presence of an analyte that has been “tentatively identified” and the associated numerical value represents its approximate concentration.

Batch Report

Test Method: E353.2; Leach Method: NONE

Analytical Batch	Prep Batch	Leach Batch	Location	Matrix	Field Sample ID	Lab Sample ID	Calibration Ref	Run#/ Dil'n	Collection Date/Time	Extract Date/Time	Analysis Date/Time	Sample Type
7756	7638	NA	LABQC	SQ	LABQC	MB 320-7571/1-B		1/1	20-Dec-2012 8:01 AM	20-Dec-2012 8:01 AM	20-Dec-2012 12:16 PM	LB
	7638	NA	LABQC	SQ	LABQC	LCS 320-7571/2-B		1/1	20-Dec-2012 8:01 AM	20-Dec-2012 8:01 AM	20-Dec-2012 12:18 PM	BS
	7638	NA	72-BM-RV46-SB2	SO	072SB-0065-0001-SO	240-18544-3		1/1	06-Dec-2012 9:57 AM	20-Dec-2012 8:01 AM	20-Dec-2012 12:20 PM	N
	7638	NA	76-102-BB-SB4	SO	076SB-0098M-0001-SO	240-18544-16		1/1	06-Dec-2012 2:33 PM	20-Dec-2012 8:01 AM	20-Dec-2012 12:22 PM	N
	7638	NA	76-102-PCA-SB	SO	076SB-0100M-0001-SO	240-18544-19		1/1	06-Dec-2012 3:27 PM	20-Dec-2012 8:01 AM	20-Dec-2012 12:24 PM	N
	7638	NA	76-102-PCA-SB	SO	076SB-0100M-0002-SO	240-18544-19		1/1	06-Dec-2012 3:27 PM	20-Dec-2012 8:01 AM	20-Dec-2012 12:34 PM	MS
	7638	NA	76-102-PCA-SB	SO	076SB-0100M-0002-SO	240-18544-19		1/1	06-Dec-2012 3:27 PM	20-Dec-2012 8:01 AM	20-Dec-2012 12:36 PM	SD
	7638	NA	76-102-PCA-SB	SO	076SB-0101M-0001-SO	240-18544-20		1/1	06-Dec-2012 3:28 PM	20-Dec-2012 8:01 AM	20-Dec-2012 12:38 PM	N
	7638	NA	76-102-PCA-SB1	SO	076SB-0102M-0001-SO	240-18544-21		1/1	06-Dec-2012 3:45 AM	20-Dec-2012 8:01 AM	20-Dec-2012 12:40 PM	N
	7638	NA	76-102-PCA-SB1	SO	076SB-0103M-0001-SO	240-18544-22		1/1	06-Dec-2012 3:45 PM	20-Dec-2012 8:01 AM	20-Dec-2012 12:42 PM	FD
	7638	NA	76-102-PCA-SB2	SO	076SB-0104M-0001-SO	240-18544-23		1/1	06-Dec-2012 4:35 PM	20-Dec-2012 8:01 AM	20-Dec-2012 12:44 PM	N
	7638	NA	76-102-PCA-SB2	SO	076SB-0105M-0001-SO	240-18544-24		1/1	06-Dec-2012 4:35 PM	20-Dec-2012 8:01 AM	20-Dec-2012 12:46 PM	FD
	7638	NA	76-102-PCA-SB3	SO	076SB-0106M-0001-SO	240-18544-25		1/1	06-Dec-2012 4:25 PM	20-Dec-2012 8:01 AM	20-Dec-2012 12:48 PM	FD
	7638	NA	76-102-PCA-SB3	SO	076SB-0107M-0001-SO	240-18544-26		1/1	06-Dec-2012 4:26 PM	20-Dec-2012 8:01 AM	20-Dec-2012 12:50 PM	FD
	7638	NA	76-102-PCA-SB4	SO	076SB-0108M-0001-SO	240-18544-27		1/1	06-Dec-2012 3:50 PM	20-Dec-2012 8:01 AM	20-Dec-2012 12:52 PM	N
	7638	NA	76-102-PCA-SB5	SO	076SB-0109M-0001-SO	240-18544-28		1/1	06-Dec-2012 4:05 PM	20-Dec-2012 8:01 AM	20-Dec-2012 1:02 PM	N
	7638	NA	76-A3-UST	SO	076SB-0110M-0001-SO	240-18544-29		1/1	06-Dec-2012 5:04 PM	20-Dec-2012 8:01 AM	20-Dec-2012 1:04 PM	N
	7638	NA	76-U4-UST	SO	076SB-0112M-0001-SO	240-18544-31		1/1	06-Dec-2012 5:25 PM	20-Dec-2012 8:01 AM	20-Dec-2012 1:06 PM	N
	7638	NA	76-U5-UST	SO	076SB-0114M-0001-SO	240-18544-33		1/1	06-Dec-2012 5:35 PM	20-Dec-2012 8:01 AM	20-Dec-2012 1:08 PM	N

Test Method: M8015D; Leach Method: NONE

AUTOMATED DATA REVIEW SUMMARY for 240-18544-1_(72-75-76)

Analytical Batch	Prep Batch	Leach Batch	Location	Matrix	Field Sample ID	Lab Sample ID	Calibration Ref	Run#/ Dil'n	Collection Date/Time	Extract Date/Time	Analysis Date/Time	Sample Type
69251	69020	NA	LABQC	SQ	LABQC	MB 240-69020/4-A		1/1	17-Dec-2012 1:11 PM	17-Dec-2012 1:11 PM	18-Dec-2012 3:13 PM	LB
	69020	NA	LABQC	SQ	LABQC	LCS 240-69020/24-A		1/1	17-Dec-2012 1:11 PM	17-Dec-2012 1:11 PM	18-Dec-2012 3:43 PM	BS
	69020	NA	LABQC	SO	072SB-0063-0002-SO	240-18544-1		1/1	17-Dec-2012 1:11 PM	17-Dec-2012 1:11 PM	18-Dec-2012 4:13 PM	N
	69020	NA	72-BM-RV46-SB1	SO	072SB-0063-0002-SO	240-18544-1		1/1	06-Dec-2012 9:22 AM	17-Dec-2012 1:11 PM	18-Dec-2012 4:44 PM	MS
	69020	NA	72-BM-RV46-SB1	SO	072SB-0063-0002-SO	240-18544-1		1/1	06-Dec-2012 9:22 AM	17-Dec-2012 1:11 PM	18-Dec-2012 5:14 PM	SD
	69020	NA	72-BM-RV46-SB1	SO	072SB-0064-0001-SO	240-18544-2		1/1	06-Dec-2012 9:22 AM	17-Dec-2012 1:11 PM	18-Dec-2012 5:44 PM	FD
	69020	NA	72-BM-RV46-SB2	SO	072SB-0065-0001-SO	240-18544-3		1/1	06-Dec-2012 9:57 AM	17-Dec-2012 1:11 PM	18-Dec-2012 6:15 PM	N
	69020	NA	72-BM-RV46-SB3	SO	072SB-0066-0001-SO	240-18544-4		1/1	06-Dec-2012 10:12 AM	17-Dec-2012 1:11 PM	18-Dec-2012 6:45 PM	N
	69020	NA	72-BM-RV46-SB1	SO	072SB-0068-0001-SO	240-18544-6		1/1	06-Dec-2012 10:20 AM	17-Dec-2012 1:11 PM	18-Dec-2012 7:45 PM	N
	69020	NA	76-A6-UST-SB3	SO	076SB-0078-0001-SO	240-18544-18		1/1	16-Nov-2012 12:15 PM	17-Dec-2012 1:11 PM	18-Dec-2012 8:46 PM	N
69475	69020	NA	72-BM-RV46-SB4	SO	072SB-0067-0001-SO	240-18544-5		1/10	06-Dec-2012 10:20 AM	17-Dec-2012 1:11 PM	19-Dec-2012 7:57 PM	N

Test Method: M8015V; Leach Method: NONE

Analytical Batch	Prep Batch	Leach Batch	Location	Matrix	Field Sample ID	Lab Sample ID	Calibration Ref	Run#/ Dil'n	Collection Date/Time	Extract Date/Time	Analysis Date/Time	Sample Type
69142	NA	NA	LABQC	SQ	LABQC	MB 240-69142/42		1/1	19-Dec-2012 11:03 AM		19-Dec-2012 11:03 AM	LB
	NA	NA	LABQC	SQ	LABQC	LCS 240-69142/43		1/1	19-Dec-2012 11:41 AM		19-Dec-2012 11:41 AM	BS
69540	NA	NA	LABQC	SQ	LABQC	LCS 240-69540/8		1/1	20-Dec-2012 1:51 PM		20-Dec-2012 1:51 PM	BS
	NA	NA	LABQC	SQ	LABQC	MB 240-69540/10		1/1	20-Dec-2012 3:08 PM		20-Dec-2012 3:08 PM	LB
69142	69349	NA	LABQC	SO	072SB-0063-0002-SO	240-18544-1		1/1	07-Dec-2012 8:05 PM	07-Dec-2012 8:05 PM	19-Dec-2012 12:19 PM	N
	69349	NA	72-BM-RV46-SB1	SO	072SB-0063-0002-SO	240-18544-1		1/1	06-Dec-2012 9:22 AM	07-Dec-2012 8:05 PM	19-Dec-2012 12:57 PM	MS
	69349	NA	72-BM-RV46-SB1	SO	072SB-0063-0002-SO	240-18544-1		1/1	06-Dec-2012 9:22 AM	07-Dec-2012 8:05 PM	19-Dec-2012 1:35 PM	SD
	69349	NA	72-BM-RV46-SB1	SO	072SB-0064-0001-SO	240-18544-2		1/1	06-Dec-2012 9:22 AM	07-Dec-2012 8:05 PM	19-Dec-2012 2:13 PM	FD
	69349	NA	72-BM-RV46-SB2	SO	072SB-0065-0001-SO	240-18544-3		1/1	06-Dec-2012 9:57 AM	07-Dec-2012 8:05 PM	19-Dec-2012 2:51 PM	N

	69349	NA	72-BM-RV46-SB3	SO	072SB-0066-0001-SO	240-18544-4		1/1	06-Dec-2012 10:12 AM	07-Dec-2012 8:05 PM	19-Dec-2012 3:29 PM	N
69540	69629	NA	72-BM-RV46-SB1	SO	072SB-0068-0001-SO	240-18544-6		1/1	06-Dec-2012 10:20 AM	07-Dec-2012 8:05 PM	20-Dec-2012 8:02 PM	N
	69629	NA	76-A6-UST-SB3	SO	076SB-0078-0001-SO	240-18544-18		1/1	16-Nov-2012 12:15 PM	07-Dec-2012 8:05 PM	20-Dec-2012 8:42 PM	N
	69008	NA	LABQC	SQ	LABQC	MB 240-69008/1-A		1/1	17-Dec-2012 12:29 PM	17-Dec-2012 12:29 PM	20-Dec-2012 9:21 PM	LB
	69008	NA	LABQC	SQ	LABQC	LCS 240-69008/2-A		1/1	17-Dec-2012 12:29 PM	17-Dec-2012 12:29 PM	20-Dec-2012 9:59 PM	BS
	69008	NA	72-BM-RV46-SB4	SO	072SB-0067-0001-SO	240-18544-5		1/1	06-Dec-2012 10:20 AM	17-Dec-2012 12:29 PM	20-Dec-2012 10:37 PM	N

Test Method: SW6020; Leach Method: NONE

Analytical Batch	Prep Batch	Leach Batch	Location	Matrix	Field Sample ID	Lab Sample ID	Calibration Ref	Run#/ Dil'n	Collection Date/Time	Extract Date/Time	Analysis Date/Time	Sample Type
59603	59175	NA	LABQC	SQ	LABQC	MB 180-59175/1-A		1/1	12-Dec-2012 12:22 PM	12-Dec-2012 12:22 PM	27-Dec-2012 4:38 PM	LB
	59175	NA	LABQC	SQ	LABQC	LCS 180-59175/2-A		1/1	12-Dec-2012 12:22 PM	12-Dec-2012 12:22 PM	27-Dec-2012 4:42 PM	BS
	59175	NA	LABQC	SO	072SB-0063-0002-SO	240-18544-1		1/1	12-Dec-2012 12:22 PM	12-Dec-2012 12:22 PM	27-Dec-2012 4:49 PM	N
	59175	NA	72-BM-RV46-SB1	SO	072SB-0064-0001-SO	240-18544-2		1/1	06-Dec-2012 9:22 AM	12-Dec-2012 12:22 PM	27-Dec-2012 7:12 PM	FD
	59175	NA	72-BM-RV46-SB2	SO	072SB-0065-0001-SO	240-18544-3		1/1	06-Dec-2012 9:57 AM	12-Dec-2012 12:22 PM	27-Dec-2012 7:32 PM	N
	59175	NA	72-BM-RV46-SB3	SO	072SB-0066-0001-SO	240-18544-4		1/1	06-Dec-2012 10:12 AM	12-Dec-2012 12:22 PM	27-Dec-2012 7:40 PM	N
	59175	NA	72-BM-RV46-SB4	SO	072SB-0067-0001-SO	240-18544-5		1/1	06-Dec-2012 10:20 AM	12-Dec-2012 12:22 PM	27-Dec-2012 7:45 PM	N
	59179	NA	LABQC	SQ	LABQC	MB 180-59179/1-A		1/1	14-Dec-2012 11:44 AM	14-Dec-2012 11:44 AM	27-Dec-2012 7:53 PM	LB
	59179	NA	LABQC	SQ	LABQC	LCS 180-59179/2-A		1/1	14-Dec-2012 11:44 AM	14-Dec-2012 11:44 AM	27-Dec-2012 7:57 PM	BS
	59179	NA	76-102-BB-SB	SO	076SB-0090M-0001-SO	240-18544-7		1/1	06-Dec-2012 2:40 PM	14-Dec-2012 11:44 AM	27-Dec-2012 8:04 PM	N
	59179	NA	76-102-BB-SB	SO	076SB-0091M-0001-SO	240-18544-8		1/1	06-Dec-2012 2:41 PM	14-Dec-2012 11:44 AM	27-Dec-2012 8:44 PM	N
	59179	NA	76-102-BB-SB1	SO	076SB-0092M-0001-SO	240-18544-10		1/1	06-Dec-2012 1:25 PM	14-Dec-2012 11:44 AM	27-Dec-2012 9:27 PM	N
	59179	NA	76-102-BB-SB1	SO	076SB-0093M-0001-SO	240-18544-11		1/1	06-Dec-2012 1:25 PM	14-Dec-2012 11:44 AM	27-Dec-2012 9:32 PM	FD
	59179	NA	76-102-BB-SB2	SO	076SB-0094M-0001-SO	240-18544-12		1/1	06-Dec-2012 1:35 PM	14-Dec-2012 11:44 AM	27-Dec-2012 9:36 PM	N
	59179	NA	76-102-BB-SB2	SO	076SB-0095M-0001-SO	240-18544-13		1/1	06-Dec-2012 1:35 PM	14-Dec-2012 11:44 AM	27-Dec-2012 9:40 PM	FD

	59179	NA	76-102-BB-SB3	SO	076SB-0096M-0001-SO	240-18544-14	1/1	06-Dec-2012 2:08 PM	14-Dec-2012 11:44 AM	27-Dec-2012 10:00 PM	N
	59179	NA	76-102-BB-SB3	SO	076SB-0097M-0001-SO	240-18544-15	1/1	06-Dec-2012 2:08 PM	14-Dec-2012 11:44 AM	27-Dec-2012 10:04 PM	FD
	59179	NA	76-102-BB-SB4	SO	076SB-0098M-0001-SO	240-18544-16	1/1	06-Dec-2012 2:33 PM	14-Dec-2012 11:44 AM	27-Dec-2012 10:08 PM	N
	59179	NA	76-102-BB-SB5	SO	076SB-0099M-0001-SO	240-18544-17	1/1	06-Dec-2012 3:40 PM	14-Dec-2012 11:44 AM	27-Dec-2012 10:13 PM	N
	59179	NA	76-102-PCA-SB	SO	076SB-0101M-0001-SO	240-18544-20	1/1	06-Dec-2012 3:28 PM	14-Dec-2012 11:44 AM	27-Dec-2012 10:17 PM	N
	59179	NA	76-102-PCA-SB1	SO	076SB-0102M-0001-SO	240-18544-21	1/1	06-Dec-2012 3:45 AM	14-Dec-2012 11:44 AM	27-Dec-2012 10:22 PM	N
	59179	NA	76-102-PCA-SB1	SO	076SB-0103M-0001-SO	240-18544-22	1/1	06-Dec-2012 3:45 PM	14-Dec-2012 11:44 AM	27-Dec-2012 10:26 PM	FD
	59179	NA	76-102-PCA-SB2	SO	076SB-0104M-0001-SO	240-18544-23	1/1	06-Dec-2012 4:35 PM	14-Dec-2012 11:44 AM	27-Dec-2012 10:30 PM	N
	59179	NA	76-102-PCA-SB2	SO	076SB-0105M-0001-SO	240-18544-24	1/1	06-Dec-2012 4:35 PM	14-Dec-2012 11:44 AM	27-Dec-2012 10:35 PM	FD
	59179	NA	76-102-PCA-SB3	SO	076SB-0106M-0001-SO	240-18544-25	1/1	06-Dec-2012 4:25 PM	14-Dec-2012 11:44 AM	27-Dec-2012 10:39 PM	FD
	59179	NA	72-BM-RV46-SB1	SO	072SB-0068-0001-SO	240-18544-6	1/1	06-Dec-2012 10:20 AM	14-Dec-2012 11:44 AM	27-Dec-2012 10:58 PM	N
	59179	NA	76-A6-UST-SB3	SO	076SB-0078-0001-SO	240-18544-18	1/1	16-Nov-2012 12:15 PM	14-Dec-2012 11:44 AM	27-Dec-2012 11:03 PM	N
59694	59183	NA	LABQC	SQ	LABQC	MB 180-59183/1-A	1/1	17-Dec-2012 12:42 PM	17-Dec-2012 12:42 PM	28-Dec-2012 11:33 PM	LB
	59183	NA	LABQC	SQ	LABQC	LCS 180-59183/2-A	1/1	17-Dec-2012 12:42 PM	17-Dec-2012 12:42 PM	28-Dec-2012 11:37 PM	BS
	59183	NA	76-102-PCA-SB	SO	076SB-0100M-0001-SO	240-18544-19	1/1	06-Dec-2012 3:27 PM	17-Dec-2012 12:42 PM	28-Dec-2012 11:42 PM	N
	59183	NA	76-102-PCA-SB3	SO	076SB-0107M-0001-SO	240-18544-26	1/1	06-Dec-2012 4:26 PM	17-Dec-2012 12:42 PM	29-Dec-2012 12:03 AM	FD
	59183	NA	76-102-PCA-SB4	SO	076SB-0108M-0001-SO	240-18544-27	1/1	06-Dec-2012 3:50 PM	17-Dec-2012 12:42 PM	29-Dec-2012 12:08 AM	N
	59183	NA	76-102-PCA-SB5	SO	076SB-0109M-0001-SO	240-18544-28	1/1	06-Dec-2012 4:05 PM	17-Dec-2012 12:42 PM	29-Dec-2012 12:12 AM	N
	59183	NA	76-A3-UST	SO	076SB-0110M-0001-SO	240-18544-29	1/1	06-Dec-2012 5:04 PM	17-Dec-2012 12:42 PM	29-Dec-2012 12:31 AM	N
	59183	NA	76-A3-UST	SO	076SB-0111M-0001-SO	240-18544-30	1/1	06-Dec-2012 5:04 PM	17-Dec-2012 12:42 PM	29-Dec-2012 12:36 AM	FD
	59183	NA	76-U4-UST	SO	076SB-0112M-0001-SO	240-18544-31	1/1	06-Dec-2012 5:25 PM	17-Dec-2012 12:42 PM	29-Dec-2012 12:40 AM	N
	59183	NA	76-U4-UST	SO	076SB-0113M-0001-SO	240-18544-32	1/1	06-Dec-2012 5:25 PM	17-Dec-2012 12:42 PM	29-Dec-2012 12:44 AM	FD
	59183	NA	76-U5-UST	SO	076SB-0114M-0001-SO	240-18544-33	1/1	06-Dec-2012 5:35 PM	17-Dec-2012 12:42 PM	29-Dec-2012 12:49 AM	N

	59183	NA	76-U5-UST	SO	076SB-0115M-0001-SO	240-18544-34		1/1	06-Dec-2012 5:35 PM	17-Dec-2012 12:42 PM	29-Dec-2012 12:53 AM	FD
59603	59175	NA	72-BM-RV46-SB1	SO	072SB-0063-0002-SO	240-18544-1		1/1	06-Dec-2012 9:22 AM	29-Dec-2012 8:54 AM	29-Dec-2012 4:58 PM	SD
	59175	NA	72-BM-RV46-SB1	SO	072SB-0063-0002-SO	240-18544-1		1/1	06-Dec-2012 9:22 AM	29-Dec-2012 8:54 AM	29-Dec-2012 5:02 PM	MS
	59179	NA	76-102-BB-SB	SO	076SB-0090M-0002-SO	240-18544-7		1/1	06-Dec-2012 2:40 PM	29-Dec-2012 8:59 AM	29-Dec-2012 8:13 PM	SD
	59179	NA	76-102-BB-SB	SO	076SB-0090M-0002-SO	240-18544-7		1/1	06-Dec-2012 2:40 PM	29-Dec-2012 8:59 AM	29-Dec-2012 8:17 PM	MS
	59179	NA	76-102-BB-SB	SO	076SB-0091M-0002-SO	240-18544-8DU		1/1	06-Dec-2012 2:41 PM	29-Dec-2012 8:59 AM	29-Dec-2012 8:53 PM	SD
	59179	NA	76-102-BB-SB	SO	076SB-0091M-0002-SO	240-18544-8		1/1	06-Dec-2012 2:41 PM	29-Dec-2012 8:59 AM	29-Dec-2012 8:57 PM	MS
59694	59183	NA	76-102-PCA-SB	SO	076SB-0100M-0002-SO	240-18544-19		1/1	06-Dec-2012 3:27 PM	29-Dec-2012 9:02 AM	29-Dec-2012 11:50 PM	SD
	59183	NA	76-102-PCA-SB	SO	076SB-0100M-0002-SO	240-18544-19		1/1	06-Dec-2012 3:27 PM	29-Dec-2012 9:02 AM	29-Dec-2012 11:55 PM	MS

Test Method: SW7471A; Leach Method: NONE

Analytical Batch	Prep Batch	Leach Batch	Location	Matrix	Field Sample ID	Lab Sample ID	Calibration Ref	Run#/ Dil'n	Collection Date/Time	Extract Date/Time	Analysis Date/Time	Sample Type
68700	68388	NA	LABQC	SQ	LABQC	MB 240-68388/1-A		1/1	12-Dec-2012 3:05 PM	12-Dec-2012 3:05 PM	13-Dec-2012 8:28 PM	LB
	68388	NA	LABQC	SQ	LABQC	LCS 240-68388/2-A		1/1	12-Dec-2012 3:05 PM	12-Dec-2012 3:05 PM	13-Dec-2012 8:29 PM	BS
	68388	NA	LABQC	SO	072SB-0063-0002-SO	240-18544-1		1/1	12-Dec-2012 3:05 PM	12-Dec-2012 3:05 PM	13-Dec-2012 8:38 PM	N
	68388	NA	72-BM-RV46-SB1	SO	072SB-0063-0002-SO	240-18544-1		1/1	06-Dec-2012 9:22 AM	12-Dec-2012 3:05 PM	13-Dec-2012 8:39 PM	SD
	68388	NA	72-BM-RV46-SB1	SO	072SB-0063-0002-SO	240-18544-1		1/1	06-Dec-2012 9:22 AM	12-Dec-2012 3:05 PM	13-Dec-2012 8:42 PM	MS
	68388	NA	72-BM-RV46-SB1	SO	072SB-0064-0001-SO	240-18544-2		1/1	06-Dec-2012 9:22 AM	12-Dec-2012 3:05 PM	13-Dec-2012 8:52 PM	FD
	68388	NA	72-BM-RV46-SB3	SO	072SB-0066-0001-SO	240-18544-4		1/1	06-Dec-2012 10:12 AM	12-Dec-2012 3:05 PM	13-Dec-2012 8:54 PM	N
	68388	NA	72-BM-RV46-SB2	SO	072SB-0065-0001-SO	240-18544-3		1/1	06-Dec-2012 9:57 AM	12-Dec-2012 3:05 PM	13-Dec-2012 9:24 PM	N
69127	68775	NA	LABQC	SQ	LABQC	MB 240-68775/1-A		1/1	14-Dec-2012 2:40 PM	14-Dec-2012 2:40 PM	17-Dec-2012 4:44 PM	LB
	68775	NA	LABQC	SQ	LABQC	LCS 240-68775/2-A		1/1	14-Dec-2012 2:40 PM	14-Dec-2012 2:40 PM	17-Dec-2012 4:47 PM	BS
	68775	NA	76-102-BB-SB	SO	076SB-0090M-0001-SO	240-18544-7		1/1	06-Dec-2012 2:40 PM	14-Dec-2012 2:40 PM	17-Dec-2012 4:49 PM	N
	68775	NA	76-102-BB-SB	SO	076SB-0090M-0002-SO	240-18544-7		1/1	06-Dec-2012 2:40 PM	14-Dec-2012 2:40 PM	17-Dec-2012 4:51 PM	SD

	68775	NA	76-102-BB-SB	SO	076SB-0090M-0002-SO	240-18544-7	1/1	06-Dec-2012 2:40 PM	14-Dec-2012 2:40 PM	17-Dec-2012 4:53 PM	MS
	68775	NA	76-102-BB-SB	SO	076SB-0091M-0001-SO	240-18544-8	1/1	06-Dec-2012 2:41 PM	14-Dec-2012 2:40 PM	17-Dec-2012 4:55 PM	N
	68775	NA	76-102-BB-SB	SO	076SB-0091M-0002-SO	240-18544-8	1/1	06-Dec-2012 2:41 PM	14-Dec-2012 2:40 PM	17-Dec-2012 4:57 PM	SD
	68775	NA	76-102-BB-SB	SO	076SB-0091M-0002-SO	240-18544-8	1/1	06-Dec-2012 2:41 PM	14-Dec-2012 2:40 PM	17-Dec-2012 4:59 PM	MS
	68775	NA	76-102-PCA-SB3	SO	076SB-0106M-0001-SO	240-18544-25	1/1	06-Dec-2012 4:25 PM	14-Dec-2012 2:40 PM	17-Dec-2012 5:01 PM	FD
	68775	NA	76-102-BB-SB4	SO	076SB-0098M-0001-SO	240-18544-16	1/1	06-Dec-2012 2:33 PM	14-Dec-2012 2:40 PM	17-Dec-2012 5:03 PM	N
	68775	NA	76-102-PCA-SB1	SO	076SB-0102M-0001-SO	240-18544-21	1/1	06-Dec-2012 3:45 AM	14-Dec-2012 2:40 PM	17-Dec-2012 5:08 PM	N
	68775	NA	76-102-BB-SB2	SO	076SB-0094M-0001-SO	240-18544-12	1/1	06-Dec-2012 1:35 PM	14-Dec-2012 2:40 PM	17-Dec-2012 5:10 PM	N
	68775	NA	72-BM-RV46-SB4	SO	072SB-0067-0001-SO	240-18544-5	1/1	06-Dec-2012 10:20 AM	14-Dec-2012 2:40 PM	17-Dec-2012 5:12 PM	N
	68775	NA	76-102-BB-SB2	SO	076SB-0095M-0001-SO	240-18544-13	1/1	06-Dec-2012 1:35 PM	14-Dec-2012 2:40 PM	17-Dec-2012 5:14 PM	FD
	68775	NA	76-A6-UST-SB3	SO	076SB-0078-0001-SO	240-18544-18	1/1	16-Nov-2012 12:15 PM	14-Dec-2012 2:40 PM	17-Dec-2012 5:16 PM	N
	68775	NA	72-BM-RV46-SB1	SO	072SB-0068-0001-SO	240-18544-6	1/1	06-Dec-2012 10:20 AM	14-Dec-2012 2:40 PM	17-Dec-2012 5:18 PM	N
	68775	NA	76-102-PCA-SB1	SO	076SB-0103M-0001-SO	240-18544-22	1/1	06-Dec-2012 3:45 PM	14-Dec-2012 2:40 PM	17-Dec-2012 5:20 PM	FD
	68775	NA	76-102-PCA-SB2	SO	076SB-0104M-0001-SO	240-18544-23	1/1	06-Dec-2012 4:35 PM	14-Dec-2012 2:40 PM	17-Dec-2012 5:22 PM	N
	68775	NA	76-102-BB-SB5	SO	076SB-0099M-0001-SO	240-18544-17	1/1	06-Dec-2012 3:40 PM	14-Dec-2012 2:40 PM	17-Dec-2012 5:24 PM	N
	68775	NA	76-102-BB-SB3	SO	076SB-0097M-0001-SO	240-18544-15	1/1	06-Dec-2012 2:08 PM	14-Dec-2012 2:40 PM	17-Dec-2012 5:26 PM	FD
	68775	NA	76-102-BB-SB3	SO	076SB-0096M-0001-SO	240-18544-14	1/1	06-Dec-2012 2:08 PM	14-Dec-2012 2:40 PM	17-Dec-2012 5:32 PM	N
	68775	NA	76-102-BB-SB1	SO	076SB-0092M-0001-SO	240-18544-10	1/1	06-Dec-2012 1:25 PM	14-Dec-2012 2:40 PM	17-Dec-2012 5:34 PM	N
	68775	NA	76-102-PCA-SB2	SO	076SB-0105M-0001-SO	240-18544-24	1/1	06-Dec-2012 4:35 PM	14-Dec-2012 2:40 PM	17-Dec-2012 5:36 PM	FD
	68775	NA	76-102-PCA-SB	SO	076SB-0101M-0001-SO	240-18544-20	1/1	06-Dec-2012 3:28 PM	14-Dec-2012 2:40 PM	17-Dec-2012 5:38 PM	N
	68775	NA	76-102-BB-SB1	SO	076SB-0093M-0001-SO	240-18544-11	1/1	06-Dec-2012 1:25 PM	14-Dec-2012 2:40 PM	17-Dec-2012 5:40 PM	FD
69324	69021	NA	LABQC	SQ	LABQC	MB 240-69021/1-A	1/1	17-Dec-2012 3:15 PM	17-Dec-2012 3:15 PM	18-Dec-2012 11:17 AM	LB
	69021	NA	LABQC	SQ	LABQC	LCS 240-69021/2-A	1/1	17-Dec-2012 3:15 PM	17-Dec-2012 3:15 PM	18-Dec-2012 11:19 AM	BS

	69021	NA	76-102-PCA-SB	SO	076SB-0100M-0001-SO	240-18544-19	1/1	06-Dec-2012 3:27 PM	17-Dec-2012 3:15 PM	18-Dec-2012 11:22 AM	N
	69021	NA	76-102-PCA-SB	SO	076SB-0100M-0002-SO	240-18544-19	1/1	06-Dec-2012 3:27 PM	17-Dec-2012 3:15 PM	18-Dec-2012 11:24 AM	SD
	69021	NA	76-102-PCA-SB	SO	076SB-0100M-0002-SO	240-18544-19	1/1	06-Dec-2012 3:27 PM	17-Dec-2012 3:15 PM	18-Dec-2012 11:26 AM	MS
	69021	NA	76-U4-UST	SO	076SB-0112M-0001-SO	240-18544-31	1/1	06-Dec-2012 5:25 PM	17-Dec-2012 3:15 PM	18-Dec-2012 11:35 AM	N
	69021	NA	76-102-PCA-SB3	SO	076SB-0107M-0001-SO	240-18544-26	1/1	06-Dec-2012 4:26 PM	17-Dec-2012 3:15 PM	18-Dec-2012 11:39 AM	FD
	69021	NA	76-102-PCA-SB4	SO	076SB-0108M-0001-SO	240-18544-27	1/1	06-Dec-2012 3:50 PM	17-Dec-2012 3:15 PM	18-Dec-2012 11:41 AM	N
	69021	NA	76-A3-UST	SO	076SB-0110M-0001-SO	240-18544-29	1/1	06-Dec-2012 5:04 PM	17-Dec-2012 3:15 PM	18-Dec-2012 11:49 AM	N
	69021	NA	76-U4-UST	SO	076SB-0113M-0001-SO	240-18544-32	1/1	06-Dec-2012 5:25 PM	17-Dec-2012 3:15 PM	18-Dec-2012 11:53 AM	FD
	69021	NA	76-102-PCA-SB5	SO	076SB-0109M-0001-SO	240-18544-28	1/1	06-Dec-2012 4:05 PM	17-Dec-2012 3:15 PM	18-Dec-2012 11:59 AM	N
	69021	NA	76-U5-UST	SO	076SB-0115M-0001-SO	240-18544-34	1/1	06-Dec-2012 5:35 PM	17-Dec-2012 3:15 PM	18-Dec-2012 12:05 PM	FD
	69021	NA	76-U5-UST	SO	076SB-0114M-0001-SO	240-18544-33	1/1	06-Dec-2012 5:35 PM	17-Dec-2012 3:15 PM	18-Dec-2012 12:09 PM	N
	69021	NA	76-A3-UST	SO	076SB-0111M-0001-SO	240-18544-30	1/1	06-Dec-2012 5:04 PM	17-Dec-2012 3:15 PM	18-Dec-2012 12:11 PM	FD
70191	69805	NA	LABQC	SQ	LABQC	MB 240-69805/1-A	1/1	21-Dec-2012 2:10 PM	21-Dec-2012 2:10 PM	26-Dec-2012 4:48 PM	LB
	69805	NA	LABQC	SQ	LABQC	LCS 240-69805/2-A	1/1	21-Dec-2012 2:10 PM	21-Dec-2012 2:10 PM	26-Dec-2012 4:50 PM	BS
	69805	NA	75-GRTP-DU1-TR1	SO	075TR-0002-0001-SO	240-18544-38	1/1	06-Dec-2012 2:00 PM	21-Dec-2012 2:10 PM	26-Dec-2012 4:53 PM	N
	69805	NA	75-GRTP-DU1-TR1	SO	075TR-0002-0001-SO	240-18544-38	1/1	06-Dec-2012 2:00 PM	21-Dec-2012 2:10 PM	26-Dec-2012 4:55 PM	LR
	69805	NA	75-GRTP-DU1-TR1	SO	075TR-0002-0001-SO	240-18544-38	1/1	06-Dec-2012 2:00 PM	21-Dec-2012 2:10 PM	26-Dec-2012 4:57 PM	MS
	69805	NA	75-GRTP-DU1-TR1	SO	075TR-0003-0001-SO	240-18544-39	1/1	06-Dec-2012 2:00 PM	21-Dec-2012 2:10 PM	26-Dec-2012 5:05 PM	FD
	69805	NA	75-GRTP-DU1-TR4	SO	075TR-0006-0001-SO	240-18544-42	1/1	06-Dec-2012 2:30 PM	21-Dec-2012 2:10 PM	26-Dec-2012 5:10 PM	N
	69805	NA	75-GRTP-DU1-TR3	SO	075TR-0005-0001-SO	240-18544-41	1/1	06-Dec-2012 2:20 PM	21-Dec-2012 2:10 PM	26-Dec-2012 5:12 PM	N
	69805	NA	75-GRTP-DU1-TR2	SO	075TR-0004-0001-SO	240-18544-40	1/1	06-Dec-2012 2:10 PM	21-Dec-2012 2:10 PM	26-Dec-2012 5:20 PM	N
	69805	NA	75-GRTP-DU1-TR5	SO	075TR-0007-0001-SO	240-18544-43	1/1	06-Dec-2012 2:40 PM	21-Dec-2012 2:10 PM	26-Dec-2012 5:34 PM	N

Test Method: SW8081; Leach Method: NONE

AUTOMATED DATA REVIEW SUMMARY for 240-18544-1_(72-75-76)

Analytical Batch	Prep Batch	Leach Batch	Location	Matrix	Field Sample ID	Lab Sample ID	Calibration Ref	Run#/ Dil'n	Collection Date/Time	Extract Date/Time	Analysis Date/Time	Sample Type
68628	68407	NA	LABQC	SQ	LABQC	LCS 240-68407/9-A		1/1	12-Dec-2012 2:20 PM	12-Dec-2012 2:20 PM	14-Dec-2012 4:26 AM	BS
	68407	NA	72-BM-RV46-SB2	SO	072SB-0065-0001-SO	240-18544-3		1/1	06-Dec-2012 9:57 AM	12-Dec-2012 2:20 PM	14-Dec-2012 8:06 AM	N
	68407	NA	LABQC	SQ	LABQC	MB 240-68407/10-A		1/1	12-Dec-2012 2:20 PM	12-Dec-2012 2:20 PM	14-Dec-2012 8:33 AM	LB
69512	69197	NA	LABQC	SQ	LABQC	LCS 240-69197/11-A		1/1	18-Dec-2012 10:19 AM	18-Dec-2012 10:19 AM	20-Dec-2012 3:46 PM	BS
	69197	NA	76-102-BB-SB4	SO	076SB-0098M-0001-SO	240-18544-16		1/1	06-Dec-2012 2:33 PM	18-Dec-2012 10:19 AM	20-Dec-2012 4:08 PM	N
	69197	NA	76-102-PCA-SB	SO	076SB-0101M-0001-SO	240-18544-20		1/1	06-Dec-2012 3:28 PM	18-Dec-2012 10:19 AM	20-Dec-2012 4:28 PM	N
	69197	NA	76-102-PCA-SB4	SO	076SB-0108M-0001-SO	240-18544-27		1/1	06-Dec-2012 3:50 PM	18-Dec-2012 10:19 AM	20-Dec-2012 4:50 PM	N
	69197	NA	76-102-PCA-SB5	SO	076SB-0109M-0001-SO	240-18544-28		1/1	06-Dec-2012 4:05 PM	18-Dec-2012 10:19 AM	20-Dec-2012 5:11 PM	N
	69197	NA	76-U4-UST	SO	076SB-0112M-0001-SO	240-18544-31		1/10	06-Dec-2012 5:25 PM	18-Dec-2012 10:19 AM	20-Dec-2012 5:52 PM	N
	69197	NA	76-U5-UST	SO	076SB-0114M-0001-SO	240-18544-33		1/1	06-Dec-2012 5:35 PM	18-Dec-2012 10:19 AM	20-Dec-2012 6:35 PM	N
	69197	NA	LABQC	SQ	LABQC	MB 240-69197/10-A		1/1	18-Dec-2012 10:19 AM	18-Dec-2012 10:19 AM	20-Dec-2012 6:57 PM	LB
	69197	NA	76-102-BB-SB4	SO	076SB-0098M-0001-SO	240-18544-16		1/1	06-Dec-2012 2:33 PM	18-Dec-2012 10:19 AM	20-Dec-2012 7:39 PM	MS
	69197	NA	76-102-BB-SB4	SO	076SB-0098M-0001-SO	240-18544-16		1/1	06-Dec-2012 2:33 PM	18-Dec-2012 10:19 AM	20-Dec-2012 8:00 PM	SD
69893	69197	NA	76-A3-UST	SO	076SB-0110M-0001-SO	240-18544-29		1/5	06-Dec-2012 5:04 PM	18-Dec-2012 10:19 AM	22-Dec-2012 9:42 PM	N

Test Method: SW8082; Leach Method: NONE

Analytical Batch	Prep Batch	Leach Batch	Location	Matrix	Field Sample ID	Lab Sample ID	Calibration Ref	Run#/ Dil'n	Collection Date/Time	Extract Date/Time	Analysis Date/Time	Sample Type
68676	68401	NA	72-BM-RV46-SB2	SO	072SB-0065-0001-SO	240-18544-3		1/1	06-Dec-2012 9:57 AM	12-Dec-2012 1:49 PM	14-Dec-2012 7:52 AM	N
	68401	NA	LABQC	SQ	LABQC	MB 240-68401/24-A		1/1	12-Dec-2012 1:49 PM	12-Dec-2012 1:49 PM	14-Dec-2012 8:08 AM	LB
	68401	NA	LABQC	SQ	LABQC	LCS 240-68401/23-A		1/1	12-Dec-2012 1:49 PM	12-Dec-2012 1:49 PM	14-Dec-2012 11:16 AM	BS
69521	69187	NA	76-102-BB-SB4	SO	076SB-0098M-0001-SO	240-18544-16		1/1	06-Dec-2012 2:33 PM	18-Dec-2012 10:12 AM	20-Dec-2012 3:09 PM	N
	69187	NA	76-102-PCA-SB	SO	076SB-0100M-0001-SO	240-18544-19		1/1	06-Dec-2012 3:27 PM	18-Dec-2012 10:12 AM	20-Dec-2012 3:24 PM	N
	69187	NA	76-102-PCA-SB	SO	076SB-0100M-0002-SO	240-18544-19		1/1	06-Dec-2012 3:27 PM	18-Dec-2012 10:12 AM	20-Dec-2012 3:39 PM	MS

	69187	NA	76-102-PCA-SB	SO	076SB-0100M-0002-SO	240-18544-19		1/1	06-Dec-2012 3:27 PM	18-Dec-2012 10:12 AM	20-Dec-2012 3:54 PM	SD
	69187	NA	76-102-PCA-SB	SO	076SB-0101M-0001-SO	240-18544-20		1/1	06-Dec-2012 3:28 PM	18-Dec-2012 10:12 AM	20-Dec-2012 4:09 PM	N
	69187	NA	76-102-PCA-SB1	SO	076SB-0102M-0001-SO	240-18544-21		1/1	06-Dec-2012 3:45 AM	18-Dec-2012 10:12 AM	20-Dec-2012 4:24 PM	N
	69187	NA	76-102-PCA-SB1	SO	076SB-0103M-0001-SO	240-18544-22		1/1	06-Dec-2012 3:45 PM	18-Dec-2012 10:12 AM	20-Dec-2012 4:39 PM	FD
	69187	NA	76-102-PCA-SB2	SO	076SB-0104M-0001-SO	240-18544-23		1/1	06-Dec-2012 4:35 PM	18-Dec-2012 10:12 AM	20-Dec-2012 4:54 PM	N
	69187	NA	76-102-PCA-SB2	SO	076SB-0105M-0001-SO	240-18544-24		1/1	06-Dec-2012 4:35 PM	18-Dec-2012 10:12 AM	20-Dec-2012 5:09 PM	FD
	69187	NA	LABQC	SQ	LABQC	MB 240-69187/19-A		1/1	18-Dec-2012 10:12 AM	18-Dec-2012 10:12 AM	20-Dec-2012 5:24 PM	LB
	69187	NA	76-102-PCA-SB3	SO	076SB-0106M-0001-SO	240-18544-25		1/1	06-Dec-2012 4:25 PM	18-Dec-2012 10:12 AM	20-Dec-2012 5:54 PM	N
	69187	NA	76-102-PCA-SB3	SO	076SB-0107M-0001-SO	240-18544-26		1/1	06-Dec-2012 4:26 PM	18-Dec-2012 10:12 AM	20-Dec-2012 6:09 PM	FD
	69187	NA	76-102-PCA-SB4	SO	076SB-0108M-0001-SO	240-18544-27		1/1	06-Dec-2012 3:50 PM	18-Dec-2012 10:12 AM	20-Dec-2012 6:24 PM	N
	69187	NA	76-102-PCA-SB5	SO	076SB-0109M-0001-SO	240-18544-28		1/1	06-Dec-2012 4:05 PM	18-Dec-2012 10:12 AM	20-Dec-2012 6:39 PM	N
	69187	NA	76-A3-UST	SO	076SB-0110M-0001-SO	240-18544-29		1/1	06-Dec-2012 5:04 PM	18-Dec-2012 10:12 AM	20-Dec-2012 6:54 PM	N
	69187	NA	76-U4-UST	SO	076SB-0112M-0001-SO	240-18544-31		1/1	06-Dec-2012 5:25 PM	18-Dec-2012 10:12 AM	20-Dec-2012 7:09 PM	N
	69187	NA	76-U5-UST	SO	076SB-0114M-0001-SO	240-18544-33		1/1	06-Dec-2012 5:35 PM	18-Dec-2012 10:12 AM	20-Dec-2012 7:24 PM	N
	69187	NA	76-U5-UST	SO	076SB-0115M-0001-SO	240-18544-34		1/1	06-Dec-2012 5:35 PM	18-Dec-2012 10:12 AM	20-Dec-2012 7:39 PM	FD
	69187	NA	LABQC	SQ	LABQC	LCS 240-69187/20-A		1/1	18-Dec-2012 10:12 AM	18-Dec-2012 10:12 AM	20-Dec-2012 8:09 PM	BS

Test Method: SW8260B; Leach Method: NONE

Analytical Batch	Prep Batch	Leach Batch	Location	Matrix	Field Sample ID	Lab Sample ID	Calibration Ref	Run#/ Dil'n	Collection Date/Time	Extract Date/Time	Analysis Date/Time	Sample Type
68663	NA	NA	LABQC	SQ	LABQC	LCS 240-68663/6		1/1	14-Dec-2012 12:14 AM		14-Dec-2012 12:14 AM	BS
	NA	NA	LABQC	SQ	LABQC	MB 240-68663/7		1/1	14-Dec-2012 12:35 AM		14-Dec-2012 12:35 AM	LB
68830	NA	NA	LABQC	SQ	LABQC	LCS 240-68830/13		1/1	15-Dec-2012 1:12 AM		15-Dec-2012 1:12 AM	BS
	NA	NA	LABQC	SQ	LABQC	MB 240-68830/15		1/1	15-Dec-2012 1:54 AM		15-Dec-2012 1:54 AM	LB
68879	NA	NA	LABQC	SQ	LABQC	LCS 240-68879/6		1/1	15-Dec-2012 6:40 PM		15-Dec-2012 6:40 PM	BS

	NA	NA	LABQC	SQ	LABQC	MB 240-68879/7	1/1	15-Dec-2012 7:02 PM		15-Dec-2012 7:02 PM	LB
68905	NA	NA	LABQC	SQ	LABQC	LCS 240-68905/6	1/1	17-Dec-2012 12:47 AM		17-Dec-2012 12:47 AM	BS
	NA	NA	LABQC	SQ	LABQC	MB 240-68905/7	1/1	17-Dec-2012 1:09 AM		17-Dec-2012 1:09 AM	LB
68663	68262	NA	LABQC	SO	072SB-0063-0002-SO	240-18544-1	1/1	07-Dec-2012 8:05 PM	07-Dec-2012 8:05 PM	14-Dec-2012 7:11 AM	N
	68262	NA	72-BM-RV46-SB1	SO	072SB-0063-0002-SO	240-18544-1	1/1	06-Dec-2012 9:22 AM	07-Dec-2012 8:05 PM	14-Dec-2012 7:32 AM	MS
	68262	NA	72-BM-RV46-SB1	SO	072SB-0063-0002-SO	240-18544-1	1/1	06-Dec-2012 9:22 AM	07-Dec-2012 8:05 PM	14-Dec-2012 7:53 AM	SD
68830	68262	NA	72-BM-RV46-SB2	SO	072SB-0065-0001-SO	240-18544-3	1/1	06-Dec-2012 9:57 AM	07-Dec-2012 8:05 PM	15-Dec-2012 3:13 AM	N
	68262	NA	76-102-BB-SB	SO	076SB-0090M-0001-SO	240-18544-7	1/1	06-Dec-2012 2:40 PM	07-Dec-2012 8:05 PM	15-Dec-2012 3:34 AM	N
	68262	NA	76-102-BB-SB	SO	076SB-0090M-0002-SO	240-18544-7	1/1	06-Dec-2012 2:40 PM	07-Dec-2012 8:05 PM	15-Dec-2012 3:55 AM	MS
	68262	NA	76-102-BB-SB	SO	076SB-0090M-0002-SO	240-18544-7	1/1	06-Dec-2012 2:40 PM	07-Dec-2012 8:05 PM	15-Dec-2012 4:16 AM	SD
	68262	NA	76-102-BB-SB1	SO	076SB-0092M-0001-SO	240-18544-10	1/1	06-Dec-2012 1:25 PM	07-Dec-2012 8:05 PM	15-Dec-2012 4:38 AM	N
	68262	NA	76-102-BB-SB1	SO	076SB-0093M-0001-SO	240-18544-11	1/1	06-Dec-2012 1:25 PM	07-Dec-2012 8:05 PM	15-Dec-2012 4:59 AM	FD
	68262	NA	76-102-BB-SB2	SO	076SB-0094M-0001-SO	240-18544-12	1/1	06-Dec-2012 1:35 PM	07-Dec-2012 8:05 PM	15-Dec-2012 5:20 AM	N
	68262	NA	76-102-BB-SB3	SO	076SB-0096M-0001-SO	240-18544-14	1/1	06-Dec-2012 2:08 PM	07-Dec-2012 8:05 PM	15-Dec-2012 6:03 AM	N
	68262	NA	76-102-BB-SB3	SO	076SB-0097M-0001-SO	240-18544-15	1/1	06-Dec-2012 2:08 PM	07-Dec-2012 8:05 PM	15-Dec-2012 6:24 AM	FD
	68262	NA	76-102-BB-SB4	SO	076SB-0098M-0001-SO	240-18544-16	1/1	06-Dec-2012 2:33 PM	07-Dec-2012 8:05 PM	15-Dec-2012 6:45 AM	N
	68262	NA	76-102-BB-SB5	SO	076SB-0099M-0001-SO	240-18544-17	1/1	06-Dec-2012 3:40 PM	07-Dec-2012 8:05 PM	15-Dec-2012 7:06 AM	N
	68262	NA	76-102-PCA-SB	SO	076SB-0101M-0001-SO	240-18544-20	1/1	06-Dec-2012 3:28 PM	07-Dec-2012 8:05 PM	15-Dec-2012 7:28 AM	N
	68262	NA	76-102-PCA-SB1	SO	076SB-0102M-0001-SO	240-18544-21	1/1	06-Dec-2012 3:45 AM	07-Dec-2012 8:05 PM	15-Dec-2012 7:49 AM	N
68879	68262	NA	76-102-BB-SB2	SO	076SB-0095M-0001-SO	240-18544-13	1/1	06-Dec-2012 1:35 PM	07-Dec-2012 8:05 PM	15-Dec-2012 7:56 PM	FD
	68262	NA	76-102-BB-SB	SO	076SB-0091M-0001-SO	240-18544-8	1/1	06-Dec-2012 2:41 PM	07-Dec-2012 8:05 PM	15-Dec-2012 8:39 PM	N
	68262	NA	76-102-BB-SB	SO	076SB-0091M-0002-SO	240-18544-8	1/1	06-Dec-2012 2:41 PM	07-Dec-2012 8:05 PM	15-Dec-2012 9:00 PM	MS
	68262	NA	76-102-BB-SB	SO	076SB-0091M-0002-SO	240-18544-8	1/1	06-Dec-2012 2:41 PM	07-Dec-2012 8:05 PM	15-Dec-2012 9:21 PM	SD

	68262	NA	76-102-PCA-SB	SO	076SB-0100M-0001-SO	240-18544-19	1/1	06-Dec-2012 3:27 PM	07-Dec-2012 8:05 PM	15-Dec-2012 9:42 PM	N
	68262	NA	76-102-PCA-SB	SO	076SB-0100M-0002-SO	240-18544-19	1/1	06-Dec-2012 3:27 PM	07-Dec-2012 8:05 PM	15-Dec-2012 10:04 PM	MS
	68262	NA	76-102-PCA-SB	SO	076SB-0100M-0002-SO	240-18544-19	1/1	06-Dec-2012 3:27 PM	07-Dec-2012 8:05 PM	15-Dec-2012 10:25 PM	SD
	68262	NA	76-102-PCA-SB1	SO	076SB-0103M-0001-SO	240-18544-22	1/1	06-Dec-2012 3:45 PM	07-Dec-2012 8:05 PM	15-Dec-2012 10:46 PM	FD
	68262	NA	76-102-PCA-SB2	SO	076SB-0104M-0001-SO	240-18544-23	1/1	06-Dec-2012 4:35 PM	07-Dec-2012 8:05 PM	15-Dec-2012 11:07 PM	N
	68262	NA	76-102-PCA-SB2	SO	076SB-0105M-0001-SO	240-18544-24	1/1	06-Dec-2012 4:35 PM	07-Dec-2012 8:05 PM	15-Dec-2012 11:29 PM	FD
	68262	NA	76-102-PCA-SB3	SO	076SB-0106M-0001-SO	240-18544-25	1/1	06-Dec-2012 4:25 PM	07-Dec-2012 8:05 PM	15-Dec-2012 11:50 PM	N
	68262	NA	76-102-PCA-SB3	SO	076SB-0107M-0001-SO	240-18544-26	1/1	06-Dec-2012 4:26 PM	07-Dec-2012 8:05 PM	16-Dec-2012 12:11 AM	FD
	68262	NA	76-102-PCA-SB4	SO	076SB-0108M-0001-SO	240-18544-27	1/1	06-Dec-2012 3:50 PM	07-Dec-2012 8:05 PM	16-Dec-2012 12:33 AM	N
	68262	NA	76-102-PCA-SB5	SO	076SB-0109M-0001-SO	240-18544-28	1/1	06-Dec-2012 4:05 PM	07-Dec-2012 8:05 PM	16-Dec-2012 12:54 AM	N
	68262	NA	76-A3-UST	SO	076SB-0110M-0001-SO	240-18544-29	1/1	06-Dec-2012 5:04 PM	07-Dec-2012 8:05 PM	16-Dec-2012 1:15 AM	N
	68262	NA	76-A3-UST	SO	076SB-0111M-0001-SO	240-18544-30	1/1	06-Dec-2012 5:04 PM	07-Dec-2012 8:05 PM	16-Dec-2012 1:36 AM	FD
	68262	NA	76-U4-UST	SO	076SB-0112M-0001-SO	240-18544-31	1/1	06-Dec-2012 5:25 PM	07-Dec-2012 8:05 PM	16-Dec-2012 1:57 AM	N
	68262	NA	76-U4-UST	SO	076SB-0113M-0001-SO	240-18544-32	1/1	06-Dec-2012 5:25 PM	07-Dec-2012 8:05 PM	16-Dec-2012 2:19 AM	FD
	68262	NA	76-U5-UST	SO	076SB-0114M-0001-SO	240-18544-33	1/1	06-Dec-2012 5:35 PM	07-Dec-2012 8:05 PM	16-Dec-2012 2:40 AM	N
	68262	NA	76-U5-UST	SO	076SB-0115M-0001-SO	240-18544-34	1/1	06-Dec-2012 5:35 PM	07-Dec-2012 8:05 PM	16-Dec-2012 3:01 AM	FD
	68262	NA	72-BM-RV46-SB1	SO	072SB-0064-0001-SO	240-18544-2	1/1	06-Dec-2012 9:22 AM	07-Dec-2012 8:05 PM	16-Dec-2012 3:44 AM	FD
	68262	NA	72-BM-RV46-SB3	SO	072SB-0066-0001-SO	240-18544-4	1/1	06-Dec-2012 10:12 AM	07-Dec-2012 8:05 PM	16-Dec-2012 4:05 AM	N
68905	68262	NA	72-BM-RV46-SB4	SO	072SB-0067-0001-SO	240-18544-5	1/1	06-Dec-2012 10:20 AM	07-Dec-2012 8:05 PM	17-Dec-2012 2:46 AM	N
	68262	NA	72-BM-RV46-SB1	SO	072SB-0068-0001-SO	240-18544-6	1/1	06-Dec-2012 10:20 AM	07-Dec-2012 8:05 PM	17-Dec-2012 3:07 AM	N
	68262	NA	76-A6-UST-SB3	SO	076SB-0078-0001-SO	240-18544-18	1/1	16-Nov-2012 12:15 PM	07-Dec-2012 8:05 PM	17-Dec-2012 3:28 AM	N
68395	68395	NA	LABQC	WQ	LABQC	LCS 240-68395/5	1/1	12-Dec-2012 1:15 PM	12-Dec-2012 1:15 PM	12-Dec-2012 1:15 PM	BS
	68395	NA	LABQC	WQ	LABQC	MB 240-68395/6	1/1	12-Dec-2012 2:01 PM	12-Dec-2012 2:01 PM	12-Dec-2012 2:01 PM	LB

	68395	NA	72-BM-RV46-SB4	WG	072SB-0069-0001-TB	240-18544-9		1/1	06-Dec-2012 8:00 AM	12-Dec-2012 5:48 PM	12-Dec-2012 5:48 PM	N
	68395	NA	76-A3-UST	WG	076SB-0116M-0001-TB	240-18544-35		1/1	06-Dec-2012 8:00 AM	12-Dec-2012 6:11 PM	12-Dec-2012 6:11 PM	N
	68395	NA	76-U4-UST	WG	076SB-0117M-0001-TB	240-18544-36		1/1	06-Dec-2012 8:00 AM	12-Dec-2012 6:34 PM	12-Dec-2012 6:34 PM	N
	68395	NA	76-U5-UST	WG	076SB-0118M-0001-TB	240-18544-37		1/1	06-Dec-2012 8:00 AM	12-Dec-2012 6:56 PM	12-Dec-2012 6:56 PM	N

Test Method: SW8270C; Leach Method: NONE

Analytical Batch	Prep Batch	Leach Batch	Location	Matrix	Field Sample ID	Lab Sample ID	Calibration Ref	Run#/ Dil'n	Collection Date/Time	Extract Date/Time	Analysis Date/Time	Sample Type
69932	69176	NA	LABQC	SQ	LABQC	MB 240-69176/23-A		1/1	18-Dec-2012 9:39 AM	18-Dec-2012 9:39 AM	23-Dec-2012 11:48 AM	LB
	69176	NA	LABQC	SQ	LABQC	LCS 240-69176/24-A		1/1	18-Dec-2012 9:39 AM	18-Dec-2012 9:39 AM	23-Dec-2012 12:26 PM	BS
	69176	NA	76-102-BB-SB	SO	076SB-0091M-0001-SO	240-18544-8		1/1	06-Dec-2012 2:41 PM	18-Dec-2012 9:39 AM	23-Dec-2012 12:49 PM	N
	69176	NA	76-102-BB-SB	SO	076SB-0091M-0002-SO	240-18544-8		1/1	06-Dec-2012 2:41 PM	18-Dec-2012 9:39 AM	23-Dec-2012 1:13 PM	MS
	69176	NA	76-102-BB-SB	SO	076SB-0091M-0002-SO	240-18544-8		1/1	06-Dec-2012 2:41 PM	18-Dec-2012 9:39 AM	23-Dec-2012 1:36 PM	SD
	69176	NA	LABQC	SO	072SB-0063-0002-SO	240-18544-1		1/1	18-Dec-2012 9:39 AM	18-Dec-2012 9:39 AM	23-Dec-2012 2:00 PM	N
	69176	NA	72-BM-RV46-SB1	SO	072SB-0063-0002-SO	240-18544-1		1/1	06-Dec-2012 9:22 AM	18-Dec-2012 9:39 AM	23-Dec-2012 2:23 PM	MS
	69176	NA	72-BM-RV46-SB1	SO	072SB-0063-0002-SO	240-18544-1		1/1	06-Dec-2012 9:22 AM	18-Dec-2012 9:39 AM	23-Dec-2012 2:46 PM	SD
	69176	NA	76-102-BB-SB	SO	076SB-0090M-0001-SO	240-18544-7		1/1	06-Dec-2012 2:40 PM	18-Dec-2012 9:39 AM	23-Dec-2012 3:09 PM	N
	69176	NA	76-102-BB-SB	SO	076SB-0090M-0002-SO	240-18544-7		1/1	06-Dec-2012 2:40 PM	18-Dec-2012 9:39 AM	23-Dec-2012 3:33 PM	MS
	69176	NA	76-102-BB-SB	SO	076SB-0090M-0002-SO	240-18544-7		1/1	06-Dec-2012 2:40 PM	18-Dec-2012 9:39 AM	23-Dec-2012 3:56 PM	SD
	69176	NA	72-BM-RV46-SB4	SO	072SB-0067-0001-SO	240-18544-5		1/4	06-Dec-2012 10:20 AM	18-Dec-2012 9:39 AM	23-Dec-2012 4:20 PM	N
	69176	NA	72-BM-RV46-SB3	SO	072SB-0066-0001-SO	240-18544-4		1/1	06-Dec-2012 10:12 AM	18-Dec-2012 9:39 AM	23-Dec-2012 4:43 PM	N
	69176	NA	76-102-BB-SB1	SO	076SB-0092M-0001-SO	240-18544-10		1/1	06-Dec-2012 1:25 PM	18-Dec-2012 9:39 AM	23-Dec-2012 5:06 PM	N
	69176	NA	76-102-BB-SB1	SO	076SB-0093M-0001-SO	240-18544-11		1/1	06-Dec-2012 1:25 PM	18-Dec-2012 9:39 AM	23-Dec-2012 5:30 PM	FD
	69176	NA	76-102-BB-SB2	SO	076SB-0094M-0001-SO	240-18544-12		1/1	06-Dec-2012 1:35 PM	18-Dec-2012 9:39 AM	23-Dec-2012 5:53 PM	N
	69176	NA	76-102-BB-SB2	SO	076SB-0095M-0001-SO	240-18544-13		1/1	06-Dec-2012 1:35 PM	18-Dec-2012 9:39 AM	23-Dec-2012 6:16 PM	FD

	69176	NA	76-102-BB-SB3	SO	076SB-0096M-0001-SO	240-18544-14	1/1	06-Dec-2012 2:08 PM	18-Dec-2012 9:39 AM	23-Dec-2012 6:40 PM	N
	69176	NA	76-102-BB-SB3	SO	076SB-0097M-0001-SO	240-18544-15	1/1	06-Dec-2012 2:08 PM	18-Dec-2012 9:39 AM	23-Dec-2012 7:03 PM	FD
	69176	NA	76-102-BB-SB4	SO	076SB-0098M-0001-SO	240-18544-16	1/1	06-Dec-2012 2:33 PM	18-Dec-2012 9:39 AM	23-Dec-2012 7:27 PM	N
69977	69176	NA	76-102-BB-SB5	SO	076SB-0099M-0001-SO	240-18544-17	1/1	06-Dec-2012 3:40 PM	18-Dec-2012 9:39 AM	24-Dec-2012 5:25 PM	N
	69176	NA	72-BM-RV46-SB1	SO	072SB-0064-0001-SO	240-18544-2	1/1	06-Dec-2012 9:22 AM	18-Dec-2012 9:39 AM	24-Dec-2012 5:48 PM	FD
	69176	NA	72-BM-RV46-SB2	SO	072SB-0065-0001-SO	240-18544-3	1/1	06-Dec-2012 9:57 AM	18-Dec-2012 9:39 AM	24-Dec-2012 6:12 PM	N
	69176	NA	72-BM-RV46-SB1	SO	072SB-0068-0001-SO	240-18544-6	1/1	06-Dec-2012 10:20 AM	18-Dec-2012 9:39 AM	24-Dec-2012 6:35 PM	N
	69185	NA	LABQC	SQ	LABQC	MB 240-69185/20-A	1/1	18-Dec-2012 10:06 AM	18-Dec-2012 10:06 AM	24-Dec-2012 10:01 AM	LB
	69185	NA	LABQC	SQ	LABQC	LCS 240-69185/21-A	1/1	18-Dec-2012 10:06 AM	18-Dec-2012 10:06 AM	24-Dec-2012 10:24 AM	BS
	69185	NA	76-102-PCA-SB	SO	076SB-0100M-0001-SO	240-18544-19	1/1	06-Dec-2012 3:27 PM	18-Dec-2012 10:06 AM	24-Dec-2012 10:47 AM	N
	69185	NA	76-102-PCA-SB	SO	076SB-0100M-0002-SO	240-18544-19	1/1	06-Dec-2012 3:27 PM	18-Dec-2012 10:06 AM	24-Dec-2012 11:11 AM	MS
	69185	NA	76-102-PCA-SB	SO	076SB-0100M-0002-SO	240-18544-19	1/1	06-Dec-2012 3:27 PM	18-Dec-2012 10:06 AM	24-Dec-2012 11:34 AM	SD
	69185	NA	76-102-PCA-SB3	SO	076SB-0106M-0001-SO	240-18544-25	1/1	06-Dec-2012 4:25 PM	18-Dec-2012 10:06 AM	24-Dec-2012 11:57 AM	N
	69185	NA	76-102-PCA-SB2	SO	076SB-0105M-0001-SO	240-18544-24	1/1	06-Dec-2012 4:35 PM	18-Dec-2012 10:06 AM	24-Dec-2012 12:21 PM	FD
	69185	NA	76-102-PCA-SB2	SO	076SB-0104M-0001-SO	240-18544-23	1/1	06-Dec-2012 4:35 PM	18-Dec-2012 10:06 AM	24-Dec-2012 12:44 PM	N
	69185	NA	76-102-PCA-SB1	SO	076SB-0103M-0001-SO	240-18544-22	1/1	06-Dec-2012 3:45 PM	18-Dec-2012 10:06 AM	24-Dec-2012 1:07 PM	FD
	69185	NA	76-102-PCA-SB1	SO	076SB-0102M-0001-SO	240-18544-21	1/1	06-Dec-2012 3:45 AM	18-Dec-2012 10:06 AM	24-Dec-2012 1:31 PM	N
	69185	NA	76-102-PCA-SB	SO	076SB-0101M-0001-SO	240-18544-20	1/1	06-Dec-2012 3:28 PM	18-Dec-2012 10:06 AM	24-Dec-2012 1:54 PM	N
	69185	NA	76-102-PCA-SB4	SO	076SB-0108M-0001-SO	240-18544-27	1/1	06-Dec-2012 3:50 PM	18-Dec-2012 10:06 AM	24-Dec-2012 2:18 PM	N
	69185	NA	76-102-PCA-SB3	SO	076SB-0107M-0001-SO	240-18544-26	1/1	06-Dec-2012 4:26 PM	18-Dec-2012 10:06 AM	24-Dec-2012 2:41 PM	FD
	69185	NA	76-102-PCA-SB5	SO	076SB-0109M-0001-SO	240-18544-28	1/1	06-Dec-2012 4:05 PM	18-Dec-2012 10:06 AM	24-Dec-2012 3:04 PM	N
	69185	NA	76-U5-UST	SO	076SB-0115M-0001-SO	240-18544-34	1/1	06-Dec-2012 5:35 PM	18-Dec-2012 10:06 AM	24-Dec-2012 3:28 PM	FD
	69185	NA	76-U5-UST	SO	076SB-0114M-0001-SO	240-18544-33	1/1	06-Dec-2012 5:35 PM	18-Dec-2012 10:06 AM	24-Dec-2012 3:51 PM	N

	69185	NA	76-A6-UST-SB3	SO	076SB-0078-0001-SO	240-18544-18		1/1	16-Nov-2012 12:15 PM	18-Dec-2012 10:06 AM	24-Dec-2012 4:15 PM	N
	69185	NA	76-A3-UST	SO	076SB-0111M-0001-SO	240-18544-30		1/1	06-Dec-2012 5:04 PM	18-Dec-2012 10:06 AM	24-Dec-2012 4:38 PM	FD
	69185	NA	76-A3-UST	SO	076SB-0110M-0001-SO	240-18544-29		1/1	06-Dec-2012 5:04 PM	18-Dec-2012 10:06 AM	24-Dec-2012 5:01 PM	N
70078	69185	NA	76-U4-UST	SO	076SB-0113M-0001-SO	240-18544-32		1/20	06-Dec-2012 5:25 PM	18-Dec-2012 10:06 AM	26-Dec-2012 1:55 PM	FD
	69185	NA	76-U4-UST	SO	076SB-0112M-0001-SO	240-18544-31		1/20	06-Dec-2012 5:25 PM	18-Dec-2012 10:06 AM	26-Dec-2012 2:18 PM	N
70566	70267	NA	LABQC	SQ	LABQC	LCS 240-70267/24-A		1/1	27-Dec-2012 11:43 AM	27-Dec-2012 11:43 AM	29-Dec-2012 2:18 PM	BS
	70267	NA	76-102-PCA-SB3	SO	076SB-0106M-0001-SO	240-18544-25		2/1	06-Dec-2012 4:25 PM	27-Dec-2012 11:43 AM	29-Dec-2012 4:20 PM	N
70814	70267	NA	LABQC	SQ	LABQC	MB 240-70267/23-A		1/1	27-Dec-2012 11:43 AM	27-Dec-2012 11:43 AM	02-Jan-2013 12:45 PM	LB

Test Method: SW8330B; Leach Method: NONE

Analytical Batch	Prep Batch	Leach Batch	Location	Matrix	Field Sample ID	Lab Sample ID	Calibration Ref	Run#/ Dil'n	Collection Date/Time	Extract Date/Time	Analysis Date/Time	Sample Type
7620	7444	NA	LABQC	SQ	LABQC	MB 320-7444/1-A		1/1	17-Dec-2012 10:34 AM	17-Dec-2012 10:34 AM	20-Dec-2012 7:07 AM	LB
	7444	NA	LABQC	SQ	LABQC	LCS 320-7444/2-A		1/1	17-Dec-2012 10:34 AM	17-Dec-2012 10:34 AM	20-Dec-2012 7:47 AM	BS
	7444	NA	72-BM-RV46-SB2	SO	072SB-0065-0001-SO	240-18544-3		1/1	06-Dec-2012 9:57 AM	17-Dec-2012 10:34 AM	20-Dec-2012 8:27 AM	N
	7444	NA	76-102-BB-SB4	SO	076SB-0098M-0001-SO	240-18544-16		1/1	06-Dec-2012 2:33 PM	17-Dec-2012 10:34 AM	20-Dec-2012 9:48 AM	N
	7444	NA	76-102-PCA-SB	SO	076SB-0100M-0001-SO	240-18544-19		1/1	06-Dec-2012 3:27 PM	17-Dec-2012 10:34 AM	20-Dec-2012 10:28 AM	N
	7444	NA	76-102-PCA-SB	SO	076SB-0100M-0002-SO	240-18544-19		1/1	06-Dec-2012 3:27 PM	17-Dec-2012 10:34 AM	20-Dec-2012 11:48 AM	MS
	7444	NA	76-102-PCA-SB	SO	076SB-0100M-0002-SO	240-18544-19		1/1	06-Dec-2012 3:27 PM	17-Dec-2012 10:34 AM	20-Dec-2012 12:29 PM	SD
	7444	NA	76-102-PCA-SB	SO	076SB-0101M-0001-SO	240-18544-20		1/1	06-Dec-2012 3:28 PM	17-Dec-2012 10:34 AM	20-Dec-2012 1:09 PM	N
	7444	NA	76-102-PCA-SB1	SO	076SB-0102M-0001-SO	240-18544-21		1/1	06-Dec-2012 3:45 AM	17-Dec-2012 10:34 AM	20-Dec-2012 1:49 PM	N
	7444	NA	76-102-PCA-SB1	SO	076SB-0103M-0001-SO	240-18544-22		1/1	06-Dec-2012 3:45 PM	17-Dec-2012 10:34 AM	20-Dec-2012 2:29 PM	FD
	7444	NA	76-102-PCA-SB2	SO	076SB-0104M-0001-SO	240-18544-23		1/1	06-Dec-2012 4:35 PM	17-Dec-2012 10:34 AM	20-Dec-2012 3:09 PM	N
	7444	NA	76-102-PCA-SB2	SO	076SB-0105M-0001-SO	240-18544-24		1/1	06-Dec-2012 4:35 PM	17-Dec-2012 10:34 AM	20-Dec-2012 3:50 PM	FD
	7444	NA	76-102-PCA-SB3	SO	076SB-0106M-0001-SO	240-18544-25		1/1	06-Dec-2012 4:25 PM	17-Dec-2012 10:34 AM	20-Dec-2012 5:10 PM	N

	7444	NA	76-102-PCA-SB3	SO	076SB-0107M-0001-SO	240-18544-26	1/1	06-Dec-2012 4:26 PM	17-Dec-2012 10:34 AM	20-Dec-2012 5:51 PM	FD
	7444	NA	76-102-PCA-SB4	SO	076SB-0108M-0001-SO	240-18544-27	1/1	06-Dec-2012 3:50 PM	17-Dec-2012 10:34 AM	20-Dec-2012 6:31 PM	N
	7444	NA	76-102-PCA-SB5	SO	076SB-0109M-0001-SO	240-18544-28	1/1	06-Dec-2012 4:05 PM	17-Dec-2012 10:34 AM	20-Dec-2012 7:12 PM	N
	7444	NA	76-A3-UST	SO	076SB-0110M-0001-SO	240-18544-29	1/1	06-Dec-2012 5:04 PM	17-Dec-2012 10:34 AM	20-Dec-2012 7:52 PM	N
	7444	NA	76-U4-UST	SO	076SB-0112M-0001-SO	240-18544-31	1/1	06-Dec-2012 5:25 PM	17-Dec-2012 10:34 AM	20-Dec-2012 8:32 PM	N
	7444	NA	76-U5-UST	SO	076SB-0114M-0001-SO	240-18544-33	1/1	06-Dec-2012 5:35 PM	17-Dec-2012 10:34 AM	20-Dec-2012 9:13 PM	N
7989	7444	NA	LABQC	SQ	LABQC	MB 320-7444/1-A	2/1	17-Dec-2012 10:34 AM	17-Dec-2012 10:34 AM	28-Dec-2012 3:00 PM	LB
	7444	NA	76-102-PCA-SB	SO	076SB-0100M-0001-SO	240-18544-19	3/1	06-Dec-2012 3:27 PM	17-Dec-2012 10:34 AM	28-Dec-2012 4:06 PM	N
	7444	NA	76-102-PCA-SB1	SO	076SB-0102M-0001-SO	240-18544-21	3/1	06-Dec-2012 3:45 AM	17-Dec-2012 10:34 AM	28-Dec-2012 5:11 PM	N
	7444	NA	76-102-PCA-SB3	SO	076SB-0107M-0001-SO	240-18544-26	3/1	06-Dec-2012 4:26 PM	17-Dec-2012 10:34 AM	28-Dec-2012 6:17 PM	FD
7855	7464	NA	LABQC	SQ	LABQC	MB 320-7464/1-A	1/1	17-Dec-2012 11:57 AM	17-Dec-2012 11:57 AM	26-Dec-2012 8:00 PM	LB
	7464	NA	LABQC	SQ	LABQC	LCS 320-7464/2-A	1/1	17-Dec-2012 11:57 AM	17-Dec-2012 11:57 AM	26-Dec-2012 8:14 PM	BS
	7464	NA	72-BM-RV46-SB2	SO	072SB-0065-0001-SO	240-18544-3	2/1	06-Dec-2012 9:57 AM	17-Dec-2012 11:57 AM	26-Dec-2012 8:29 PM	N
	7464	NA	76-102-BB-SB4	SO	076SB-0098M-0001-SO	240-18544-16	2/1	06-Dec-2012 2:33 PM	17-Dec-2012 11:57 AM	26-Dec-2012 8:58 PM	N
	7464	NA	76-102-PCA-SB	SO	076SB-0100M-0001-SO	240-18544-19	2/1	06-Dec-2012 3:27 PM	17-Dec-2012 11:57 AM	26-Dec-2012 9:12 PM	N
	7464	NA	76-102-PCA-SB	SO	076SB-0100M-0002-SO	240-18544-19	2/1	06-Dec-2012 3:27 PM	17-Dec-2012 11:57 AM	26-Dec-2012 9:26 PM	MS
	7464	NA	76-102-PCA-SB	SO	076SB-0100M-0002-SO	240-18544-19	2/1	06-Dec-2012 3:27 PM	17-Dec-2012 11:57 AM	26-Dec-2012 9:41 PM	SD
	7464	NA	76-102-PCA-SB	SO	076SB-0101M-0001-SO	240-18544-20	2/1	06-Dec-2012 3:28 PM	17-Dec-2012 11:57 AM	26-Dec-2012 9:55 PM	N
	7464	NA	76-102-PCA-SB1	SO	076SB-0102M-0001-SO	240-18544-21	2/1	06-Dec-2012 3:45 AM	17-Dec-2012 11:57 AM	26-Dec-2012 10:09 PM	N
	7464	NA	76-102-PCA-SB1	SO	076SB-0103M-0001-SO	240-18544-22	2/1	06-Dec-2012 3:45 PM	17-Dec-2012 11:57 AM	26-Dec-2012 10:24 PM	FD
	7464	NA	76-102-PCA-SB2	SO	076SB-0104M-0001-SO	240-18544-23	2/1	06-Dec-2012 4:35 PM	17-Dec-2012 11:57 AM	26-Dec-2012 10:38 PM	N
	7464	NA	76-102-PCA-SB2	SO	076SB-0105M-0001-SO	240-18544-24	2/1	06-Dec-2012 4:35 PM	17-Dec-2012 11:57 AM	26-Dec-2012 10:53 PM	FD
	7464	NA	76-102-PCA-SB3	SO	076SB-0106M-0001-SO	240-18544-25	2/1	06-Dec-2012 4:25 PM	17-Dec-2012 11:57 AM	26-Dec-2012 11:07 PM	N

7464	NA	76-102-PCA-SB3	SO	076SB-0107M-0001-SO	240-18544-26	2/1	06-Dec-2012 4:26 PM	17-Dec-2012 11:57 AM	26-Dec-2012 11:36 PM	FD
7464	NA	76-102-PCA-SB4	SO	076SB-0108M-0001-SO	240-18544-27	2/1	06-Dec-2012 3:50 PM	17-Dec-2012 11:57 AM	26-Dec-2012 11:50 PM	N
7464	NA	76-102-PCA-SB5	SO	076SB-0109M-0001-SO	240-18544-28	2/1	06-Dec-2012 4:05 PM	17-Dec-2012 11:57 AM	27-Dec-2012 12:04 AM	N
7464	NA	76-A3-UST	SO	076SB-0110M-0001-SO	240-18544-29	2/1	06-Dec-2012 5:04 PM	17-Dec-2012 11:57 AM	27-Dec-2012 12:19 AM	N
7464	NA	76-U4-UST	SO	076SB-0112M-0001-SO	240-18544-31	2/1	06-Dec-2012 5:25 PM	17-Dec-2012 11:57 AM	27-Dec-2012 12:33 AM	N
7464	NA	76-U5-UST	SO	076SB-0114M-0001-SO	240-18544-33	2/1	06-Dec-2012 5:35 PM	17-Dec-2012 11:57 AM	27-Dec-2012 12:47 AM	N

Field Batch Report

--No Records Found--

QC Outlier Report

Test/Prep/Leach	QC Element	Sample ID/ Lab Sample ID	Run# / Dil'n	Analyte	Result (Units)	Qualifier	Warning Limits	Control Limits	Reason	Comment	Rule	Action Level
E353.2 / METHOD/NONE	Blank	MB 320-7571/1-B (LB) / MB 320-7571/1-B	1 / 1.00	Nitrocellulose	1.3 (MG/KG)	U/None	< 0.78	< 5	L		1	1.31
E353.2 / METHOD/NONE	Test Hold Time	072SB-0065-0001-SO (N) / 240-18544-3	1 / 1.00	Nitrocellulose	14.1 (Days)	J/UJ	< 14	< 28	H1	Test Exceeds UWL		
E353.2 / METHOD/NONE	Test Hold Time	076SB-0102M-0001-SO (N) / 240-18544-21	1 / 1.00	Nitrocellulose	14.4 (Days)	J/UJ	< 14	< 28	H1	Test Exceeds UWL		
M8015D / SW3540C	Prep Hold Time	076SB-0078-0001-SO (N) / 240-18544-18	1 / 1.00	All in Run	31.0 (Days)	J/R	< 14	< 28	H2	Prep Exceeds UCL		
SW6020 / SW3050B/NONE	Blank	MB 180-59175/1-A (LB) / MB 180-59175/1-A	1 / 1.00	Aluminum	0.34 (MG/KG)	U/None	< 0.28	< 3	L		5	1.69
SW6020 / SW3050B/NONE	Blank	MB 180-59175/1-A (LB) / MB 180-59175/1-A	1 / 1.00	Calcium	2.6 (MG/KG)	U/None	< 1.3	< 10	L		5	13.1
SW6020 / SW3050B/NONE	Blank	MB 180-59179/1-A (LB) / MB 180-59179/1-A	1 / 1.00	Aluminum	0.79 (MG/KG)	U/None	< 0.28	< 3	L		5	3.95
SW6020 / SW3050B/NONE	Blank	MB 180-59179/1-A (LB) / MB 180-59179/1-A	1 / 1.00	Calcium	2.3 (MG/KG)	U/None	< 1.3	< 10	L		5	11.6
SW6020 / SW3050B/NONE	Blank	MB 180-59179/1-A (LB) / MB 180-59179/1-A	1 / 1.00	Iron	2.4 (MG/KG)	U/None	< 1.1	< 5	L		5	11.9
SW6020 / SW3050B/NONE	Blank	MB 180-59179/1-A (LB) / MB 180-59179/1-A	1 / 1.00	Manganese	0.031 (MG/KG)	U/None	< 0.016	< 0.5	L		5	0.153
SW6020 / SW3050B/NONE	Blank	MB 180-59183/1-A (LB) / MB 180-59183/1-A	1 / 1.00	Aluminum	0.52 (MG/KG)	U/None	< 0.28	< 3	L		5	2.57
SW6020 / SW3050B/NONE	Blank	MB 180-59183/1-A (LB) / MB 180-59183/1-A	1 / 1.00	Barium	0.013 (MG/KG)	U/None	< 0.011	< 1	L		5	0.0665
SW6020 / SW3050B/NONE	Blank	MB 180-59183/1-A (LB) / MB 180-59183/1-A	1 / 1.00	Calcium	2.8 (MG/KG)	U/None	< 1.3	< 10	L		5	13.9
SW6020 / SW3050B/NONE	Blank	MB 180-59183/1-A (LB) / MB 180-59183/1-A	1 / 1.00	Iron	1.1 (MG/KG)	U/None	< 1.1	< 5	L		5	5.60
SW6020 / SW3050B/NONE	Blank	MB 180-59183/1-A (LB) / MB 180-59183/1-A	1 / 1.00	Nickel	0.013 (MG/KG)	U/None	< 0.011	< 0.1	L		5	0.0660
SW6020 / SW3050B/NONE	Blank	MB 180-59183/1-A (LB) / MB 180-59183/1-A	1 / 1.00	Zinc	0.14 (MG/KG)	U/None	< 0.065	< 0.5	L		5	0.705
SW7471A / TOTAL/NONE	MS Recovery	072SB-0063-0002-SO (SD) / 240-18544-1	1 / 1.00	Mercury	0.0000 (PERCENT)	J/R	80 - 120	30 - 125	M			
SW7471A / TOTAL/NONE	MS Recovery	076SB-0091M-0002-SO (SD) / 240-18544-8	1 / 1.00	Mercury	78.0 (PERCENT)	J/UJ	80 - 120	30 - 125	M	Spike amount Insignificant	4.00	
SW7471A / TOTAL/NONE	MS Recovery	076SB-0100M-0002-SO (SD) / 240-18544-19	1 / 1.00	Mercury	37.8 (PERCENT)	J/UJ	80 - 120	30 - 125	M	Spike amount Insignificant	4.00	
SW7471A / TOTAL	Test Hold Time	076SB-0078-0001-SO (N) / 240-18544-18	1 / 1.00	All in Run	31.2 (Days)	J/UJ	< 28	< 56	H1	Test Exceeds UWL		
SW8082 / SW3540C/NONE	Surrogate	076SB-0100M-0001-SO (N) / 240-18544-19	1 / 1.00	Decachlorobiphenyl	59.0 (PERCENT)	J/UJ	60 - 125	10 - 125	I			

SW8082 / SW3540C/NONE	Surrogate	076SB-0104M-0001-SO (N) / 240-18544-23	1 / 1.00	Decachlorobiphenyl	56.3 (PERCENT)	J/UJ	60 - 125	10 - 125	I			
SW8260B / SW5030B/NONE	Blank	MB 240-68395/6 (LB) / MB 240-68395/6	1 / 1.00	Methylene Chloride	0.69 (UG/L)	U/None	< 0.33	< 1	L		2	1.38
SW8260B / SW5035/NONE	Blank	MB 240-68830/15 (LB) / MB 240-68830/15	1 / 1.00	2-Hexanone	0.90 (UG/KG)	U/None	< 0.63	< 20	L		1	0.897
SW8260B / SW5035/NONE	Blank	MB 240-68879/7 (LB) / MB 240-68879/7	1 / 1.00	2-Hexanone	1.8 (UG/KG)	U/None	< 0.63	< 20	L		1	1.84
SW8260B / SW5035/NONE	Blank	MB 240-68879/7 (LB) / MB 240-68879/7	1 / 1.00	Acetone	7.1 (UG/KG)	U/None	< 6.3	< 20	L		2	14.1
SW8260B / SW5035/NONE	Blank	MB 240-68879/7 (LB) / MB 240-68879/7	1 / 1.00	Methyl Isobutyl Ketone (4-Methyl-2-pentanone)	1.0 (UG/KG)	U/None	< 0.54	< 20	L		1	1.04
SW8260B / SW5035/NONE	Blank	MB 240-68879/7 (LB) / MB 240-68879/7	1 / 1.00	Methylene Chloride	1.4 (UG/KG)	U/None	< 0.67	< 5	L		2	2.70
SW8260B / SW5035/NONE	Surrogate	072SB-0064-0001-SO (FD) / 240-18544-2	1 / 1.00	1-Bromo-4-fluorobenzene (4-Bromofluorobenzene)	82.9 (PERCENT)	J/UJ	85 - 120	10 - 120	I			
SW8260B / SW5035/NONE	Surrogate	076SB-0090M-0001-SO (N) / 240-18544-7	1 / 1.00	1-Bromo-4-fluorobenzene (4-Bromofluorobenzene)	83.9 (PERCENT)	J/UJ	85 - 120	10 - 120	I			
SW8260B / SW5035/NONE	Surrogate	076SB-0094M-0001-SO (N) / 240-18544-12	1 / 1.00	1-Bromo-4-fluorobenzene (4-Bromofluorobenzene)	80.6 (PERCENT)	J/UJ	85 - 120	10 - 120	I			
SW8260B / SW5035/NONE	Surrogate	076SB-0098M-0001-SO (N) / 240-18544-16	1 / 1.00	1-Bromo-4-fluorobenzene (4-Bromofluorobenzene)	84.9 (PERCENT)	J/UJ	85 - 120	10 - 120	I			
SW8260B / SW5035/NONE	Surrogate	076SB-0099M-0001-SO (N) / 240-18544-17	1 / 1.00	1-Bromo-4-fluorobenzene (4-Bromofluorobenzene)	84.7 (PERCENT)	J/UJ	85 - 120	10 - 120	I			
SW8260B / SW5035/NONE	Surrogate	076SB-0113M-0001-SO (FD) / 240-18544-32	1 / 1.00	1-Bromo-4-fluorobenzene (4-Bromofluorobenzene)	83.9 (PERCENT)	J/UJ	85 - 120	10 - 120	I			
SW8260B / SW5035	Test Hold Time	076SB-0078-0001-SO (N) / 240-18544-18	1 / 1.00	All in Run	30.6 (Days)	J/R	< 14	< 28	H1	Test Exceeds UCL		
SW8270C / SW3550/NONE	Blank	MB 240-69176/23-A (LB) / MB 240-69176/23-A	1 / 1.00	bis(2-Ethylhexyl) Phthalate	30.9 (UG/KG)	U/None	< 19	< 50	L		1	30.9
SW8270C / SW3550/NONE	Blank	MB 240-69185/20-A (LB) / MB 240-69185/20-A	1 / 1.00	bis(2-Ethylhexyl) Phthalate	21.2 (UG/KG)	U/None	< 19	< 50	L		1	21.2
SW8270C / SW3550/NONE	MS Recovery	076SB-0091M-0002-SO (SD) / 240-18544-8	1 / 1.00	2,4-Dinitrotoluene	49.5 (PERCENT)	J/UJ	50 - 115	50 - 115	M			
SW8270C / SW3550/NONE	MS Recovery	076SB-0100M-0002-SO (MS) / 240-18544-19	1 / 1.00	1,2,4-Trichlorobenzene	44.8 (PERCENT)	J/UJ	45 - 110	45 - 110	M			
SW8270C / SW3550/NONE	MS Recovery	076SB-0100M-0002-SO (MS) / 240-18544-19	1 / 1.00	1,2-Dichlorobenzene	43.0 (PERCENT)	J/UJ	45 - 100	45 - 100	M			
SW8270C / SW3550/NONE	MS Recovery	076SB-0100M-0002-SO (MS) / 240-18544-19	1 / 1.00	2,4-Dinitrotoluene	49.4 (PERCENT)	J/UJ	50 - 115	50 - 115	M			
SW8270C / SW3550/NONE	MS Recovery	076SB-0100M-0002-SO (SD) / 240-18544-19	1 / 1.00	3,3'-Dichlorobenzidine	4.6 (PERCENT)	J/UJ	10 - 130	10 - 130	M			
SW8270C / SW3550/NONE	MS Recovery	076SB-0100M-0002-SO (MS) / 240-18544-19	1 / 1.00	3,3'-Dichlorobenzidine	4.7 (PERCENT)	J/UJ	10 - 130	10 - 130	M			
SW8270C / SW3550	Prep Hold Time	076SB-0078-0001-SO (N) / 240-18544-18	1 / 1.00	All in Run	31.9 (Days)	J/R	< 14	< 28	H2	Prep Exceeds UCL		

SW8270C / SW3550	Prep Hold Time	076SB-0106M-0001-SO (N) / 240-18544-25	2 / 1.00	All in Run	20.8 (Days)	J/UJ	< 14	< 28	H2	Prep Exceeds UWL
SW8270C / SW3550/NONE	Surrogate	076SB-0106M-0001-SO (N) / 240-18544-25	1 / 1.00	2,4,6-Tribromophenol	22.2 (PERCENT)	J/UJ	35 - 125	10 - 125	I	

Qualified Results

E353.2/NONE	SO	072SB-0065-0001-SO	240-18544-3	N	Nitrocellulose	52.0	10.0	52.0 U		MG/KG	L
E353.2/NONE	SO	076SB-0098M-0001-SO	240-18544-16	N	Nitrocellulose	38.0	6.8	38.0 U	+	MG/KG	L
E353.2/NONE	SO	076SB-0100M-0001-SO	240-18544-19	N	Nitrocellulose	46.0	8.3	46.0 U	+	MG/KG	L
E353.2/NONE	SO	076SB-0101M-0001-SO	240-18544-20	N	Nitrocellulose	45.0	8.5	45.0 U	+	MG/KG	L
E353.2/NONE	SO	076SB-0102M-0001-SO	240-18544-21	N	Nitrocellulose	46.0	9.3	46.0 U		MG/KG	L
E353.2/NONE	SO	076SB-0103M-0001-SO	240-18544-22	FD	Nitrocellulose	49.0	9.5	49.0 U	+	MG/KG	L
E353.2/NONE	SO	076SB-0104M-0001-SO	240-18544-23	N	Nitrocellulose	49.0	9.2	49.0 U	+	MG/KG	L
E353.2/NONE	SO	076SB-0105M-0001-SO	240-18544-24	FD	Nitrocellulose	50.0	9.0	50.0 U	+	MG/KG	L
E353.2/NONE	SO	076SB-0106M-0001-SO	240-18544-25	FD	Nitrocellulose	49.0	8.8	49.0 U	+	MG/KG	L
E353.2/NONE	SO	076SB-0107M-0001-SO	240-18544-26	FD	Nitrocellulose	47.0	9.2	47.0 U	+	MG/KG	L
E353.2/NONE	SO	076SB-0108M-0001-SO	240-18544-27	N	Nitrocellulose	45.0	7.6	45.0 U	+	MG/KG	L
E353.2/NONE	SO	076SB-0109M-0001-SO	240-18544-28	N	Nitrocellulose	48.0	9.0	48.0 U	+	MG/KG	L
E353.2/NONE	SO	076SB-0110M-0001-SO	240-18544-29	N	Nitrocellulose	47.0	9.1	47.0 U	+	MG/KG	L
E353.2/NONE	SO	076SB-0112M-0001-SO	240-18544-31	N	Nitrocellulose	45.0	9.5	45.0 U	+	MG/KG	L
E353.2/NONE	SO	076SB-0114M-0001-SO	240-18544-33	N	Nitrocellulose	46.0	7.8	46.0 U	+	MG/KG	L
M8015D/NONE	SO	072SB-0066-0001-SO	240-18544-4	N	C10-C20 Diesel Range Organics	19.0	12.0	12.0 J		MG/KG	TR
M8015D/NONE	SO	072SB-0067-0001-SO	240-18544-5	N	C20-C34 Motor Oil Range Organics	180	160	160 J		MG/KG	TR
SW6020/NONE	SO	072SB-0064-0001-SO	240-18544-2	FD	Antimony	0.18	0.061	0.061 J		MG/KG	TR
SW6020/NONE	SO	072SB-0064-0001-SO	240-18544-2	FD	Manganese	0.45	420	420 J		MG/KG	d
SW6020/NONE	SO	072SB-0064-0001-SO	240-18544-2	FD	Selenium	0.45	0.21	0.21 J		MG/KG	TR
SW6020/NONE	SO	072SB-0064-0001-SO	240-18544-2	FD	Silver	0.090	0.028	0.028 J		MG/KG	TR
SW6020/NONE	SO	072SB-0065-0001-SO	240-18544-3	N	Antimony	0.21	0.062	0.062 J		MG/KG	TR
SW6020/NONE	SO	072SB-0065-0001-SO	240-18544-3	N	Selenium	0.53	0.38	0.38 J		MG/KG	TR
SW6020/NONE	SO	072SB-0065-0001-SO	240-18544-3	N	Silver	0.11	0.028	0.028 J		MG/KG	TR
SW6020/NONE	SO	072SB-0065-0001-SO	240-18544-3	N	Thallium	0.11	0.083	0.083 J		MG/KG	TR
SW6020/NONE	SO	072SB-0066-0001-SO	240-18544-4	N	Antimony	0.21	0.062	0.062 J		MG/KG	TR
SW6020/NONE	SO	072SB-0066-0001-SO	240-18544-4	N	Selenium	0.51	0.26	0.26 J		MG/KG	TR
SW6020/NONE	SO	072SB-0066-0001-SO	240-18544-4	N	Silver	0.10	0.050	0.050 J		MG/KG	TR

SW6020/NONE	SO	072SB-0067-0001-SO	240-18544-5	N	Antimony	0.17	0.057	0.057 J		MG/KG	TR
SW6020/NONE	SO	072SB-0067-0001-SO	240-18544-5	N	Selenium	0.43	0.17	0.17 J		MG/KG	TR
SW6020/NONE	SO	072SB-0067-0001-SO	240-18544-5	N	Silver	0.087	0.025	0.025 J		MG/KG	TR
SW6020/NONE	SO	072SB-0068-0001-SO	240-18544-6	N	Antimony	0.18	0.073	0.073 J		MG/KG	TR
SW6020/NONE	SO	072SB-0068-0001-SO	240-18544-6	N	Manganese	0.46	220	220 J		MG/KG	d
SW6020/NONE	SO	072SB-0068-0001-SO	240-18544-6	N	Selenium	0.46	0.20	0.20 J		MG/KG	TR
SW6020/NONE	SO	072SB-0068-0001-SO	240-18544-6	N	Silver	0.092	0.024	0.024 J		MG/KG	TR
SW6020/NONE	SO	072SB-0068-0001-SO	240-18544-6	N	Thallium	0.092	0.089	0.089 J		MG/KG	TR
SW6020/NONE	SO	076SB-0078-0001-SO	240-18544-18	N	Antimony	0.20	0.18	0.18 J		MG/KG	TR
SW6020/NONE	SO	076SB-0078-0001-SO	240-18544-18	N	Selenium	0.50	0.28	0.28 J		MG/KG	TR
SW6020/NONE	SO	076SB-0078-0001-SO	240-18544-18	N	Silver	0.099	0.060	0.060 J		MG/KG	TR
SW6020/NONE	SO	076SB-0090M-0001-SO	240-18544-7	N	Antimony	0.18	0.11	0.11 J	-	MG/KG	TR/m
SW6020/NONE	SO	076SB-0090M-0001-SO	240-18544-7	N	Lead	0.088	16.0	16.0 J		MG/KG	D1
SW6020/NONE	SO	076SB-0090M-0001-SO	240-18544-7	N	Selenium	0.44	0.46	0.46 J	-	MG/KG	m
SW6020/NONE	SO	076SB-0090M-0001-SO	240-18544-7	N	Silver	0.088	0.019	0.019 J		MG/KG	TR
SW6020/NONE	SO	076SB-0091M-0001-SO	240-18544-8	N	Antimony	0.17	0.11	0.11 J	-	MG/KG	TR/m
SW6020/NONE	SO	076SB-0091M-0001-SO	240-18544-8	N	Selenium	0.43	0.32	0.32 J	-	MG/KG	TR/m
SW6020/NONE	SO	076SB-0091M-0001-SO	240-18544-8	N	Silver	0.085	0.023	0.023 J		MG/KG	TR
SW6020/NONE	SO	076SB-0092M-0001-SO	240-18544-10	N	Silver	0.075	0.028	0.028 J		MG/KG	TR
SW6020/NONE	SO	076SB-0093M-0001-SO	240-18544-11	FD	Antimony	0.15	0.12	0.12 J		MG/KG	TR
SW6020/NONE	SO	076SB-0093M-0001-SO	240-18544-11	FD	Selenium	0.38	0.37	0.37 J		MG/KG	TR
SW6020/NONE	SO	076SB-0093M-0001-SO	240-18544-11	FD	Silver	0.077	0.026	0.026 J		MG/KG	TR
SW6020/NONE	SO	076SB-0094M-0001-SO	240-18544-12	N	Antimony	0.18	0.23	0.23 J		MG/KG	d
SW6020/NONE	SO	076SB-0094M-0001-SO	240-18544-12	N	Silver	0.089	0.025	0.025 J		MG/KG	TR
SW6020/NONE	SO	076SB-0095M-0001-SO	240-18544-13	FD	Antimony	0.14	0.11	0.11 J		MG/KG	TR/d
SW6020/NONE	SO	076SB-0095M-0001-SO	240-18544-13	FD	Silver	0.069	0.024	0.024 J		MG/KG	TR
SW6020/NONE	SO	076SB-0096M-0001-SO	240-18544-14	N	Antimony	0.14	0.11	0.11 J		MG/KG	TR
SW6020/NONE	SO	076SB-0096M-0001-SO	240-18544-14	N	Selenium	0.35	0.32	0.32 J		MG/KG	TR
SW6020/NONE	SO	076SB-0096M-0001-SO	240-18544-14	N	Silver	0.070	0.019	0.019 J		MG/KG	TR
SW6020/NONE	SO	076SB-0097M-0001-SO	240-18544-15	FD	Antimony	0.16	0.12	0.12 J		MG/KG	TR
SW6020/NONE	SO	076SB-0097M-0001-SO	240-18544-15	FD	Selenium	0.40	0.29	0.29 J		MG/KG	TR
SW6020/NONE	SO	076SB-0097M-0001-SO	240-18544-15	FD	Silver	0.081	0.019	0.019 J		MG/KG	TR

SW6020/NONE	SO	076SB-0098M-0001-SO	240-18544-16	N	Antimony	0.19	0.10	0.10 J		MG/KG	TR
SW6020/NONE	SO	076SB-0098M-0001-SO	240-18544-16	N	Selenium	0.48	0.25	0.25 J		MG/KG	TR
SW6020/NONE	SO	076SB-0098M-0001-SO	240-18544-16	N	Silver	0.095	0.030	0.030 J		MG/KG	TR
SW6020/NONE	SO	076SB-0099M-0001-SO	240-18544-17	N	Antimony	0.18	0.12	0.12 J		MG/KG	TR
SW6020/NONE	SO	076SB-0099M-0001-SO	240-18544-17	N	Selenium	0.45	0.34	0.34 J		MG/KG	TR
SW6020/NONE	SO	076SB-0099M-0001-SO	240-18544-17	N	Silver	0.091	0.025	0.025 J		MG/KG	TR
SW6020/NONE	SO	076SB-0100M-0001-SO	240-18544-19	N	Antimony	0.18	0.12	0.12 J		MG/KG	TR
SW6020/NONE	SO	076SB-0100M-0001-SO	240-18544-19	N	Beryllium	0.088	0.49	0.49 J	-	MG/KG	m
SW6020/NONE	SO	076SB-0100M-0001-SO	240-18544-19	N	Selenium	0.44	0.76	0.76 J		MG/KG	D1
SW6020/NONE	SO	076SB-0100M-0001-SO	240-18544-19	N	Silver	0.088	0.025	0.025 J		MG/KG	TR
SW6020/NONE	SO	076SB-0100M-0001-SO	240-18544-19	N	Thallium	0.088	0.19	0.19 J		MG/KG	D1
SW6020/NONE	SO	076SB-0101M-0001-SO	240-18544-20	N	Antimony	0.19	0.083	0.083 J		MG/KG	TR
SW6020/NONE	SO	076SB-0101M-0001-SO	240-18544-20	N	Selenium	0.48	0.30	0.30 J		MG/KG	TR
SW6020/NONE	SO	076SB-0101M-0001-SO	240-18544-20	N	Silver	0.095	0.025	0.025 J		MG/KG	TR
SW6020/NONE	SO	076SB-0102M-0001-SO	240-18544-21	N	Antimony	0.15	0.12	0.12 J		MG/KG	TR
SW6020/NONE	SO	076SB-0102M-0001-SO	240-18544-21	N	Selenium	0.38	0.29	0.29 J		MG/KG	TR
SW6020/NONE	SO	076SB-0102M-0001-SO	240-18544-21	N	Silver	0.076	0.020	0.020 J		MG/KG	TR
SW6020/NONE	SO	076SB-0103M-0001-SO	240-18544-22	FD	Antimony	0.14	0.10	0.10 J		MG/KG	TR
SW6020/NONE	SO	076SB-0103M-0001-SO	240-18544-22	FD	Selenium	0.34	0.24	0.24 J		MG/KG	TR
SW6020/NONE	SO	076SB-0103M-0001-SO	240-18544-22	FD	Silver	0.068	0.021	0.021 J		MG/KG	TR
SW6020/NONE	SO	076SB-0104M-0001-SO	240-18544-23	N	Antimony	0.17	0.085	0.085 J		MG/KG	TR
SW6020/NONE	SO	076SB-0104M-0001-SO	240-18544-23	N	Selenium	0.42	0.34	0.34 J		MG/KG	TR
SW6020/NONE	SO	076SB-0104M-0001-SO	240-18544-23	N	Silver	0.085	0.027	0.027 J		MG/KG	TR
SW6020/NONE	SO	076SB-0105M-0001-SO	240-18544-24	FD	Antimony	0.15	0.086	0.086 J		MG/KG	TR
SW6020/NONE	SO	076SB-0105M-0001-SO	240-18544-24	FD	Selenium	0.38	0.32	0.32 J		MG/KG	TR
SW6020/NONE	SO	076SB-0105M-0001-SO	240-18544-24	FD	Silver	0.077	0.025	0.025 J		MG/KG	TR
SW6020/NONE	SO	076SB-0106M-0001-SO	240-18544-25	FD	Antimony	0.16	0.13	0.13 J		MG/KG	TR
SW6020/NONE	SO	076SB-0106M-0001-SO	240-18544-25	FD	Selenium	0.40	0.19	0.19 J		MG/KG	TR
SW6020/NONE	SO	076SB-0106M-0001-SO	240-18544-25	FD	Silver	0.079	0.022	0.022 J		MG/KG	TR
SW6020/NONE	SO	076SB-0107M-0001-SO	240-18544-26	FD	Antimony	0.15	0.14	0.14 J		MG/KG	TR
SW6020/NONE	SO	076SB-0107M-0001-SO	240-18544-26	FD	Silver	0.074	0.020	0.020 J		MG/KG	TR
SW6020/NONE	SO	076SB-0108M-0001-SO	240-18544-27	N	Silver	0.091	0.029	0.029 J		MG/KG	TR

SW6020/NONE	SO	076SB-0109M-0001-SO	240-18544-28	N	Antimony	0.18	0.079	0.079 J		MG/KG	TR
SW6020/NONE	SO	076SB-0109M-0001-SO	240-18544-28	N	Silver	0.088	0.025	0.025 J		MG/KG	TR
SW6020/NONE	SO	076SB-0110M-0001-SO	240-18544-29	N	Antimony	0.17	0.082	0.082 J		MG/KG	TR
SW6020/NONE	SO	076SB-0110M-0001-SO	240-18544-29	N	Selenium	0.43	0.42	0.42 J		MG/KG	TR
SW6020/NONE	SO	076SB-0110M-0001-SO	240-18544-29	N	Silver	0.086	0.021	0.021 J		MG/KG	TR
SW6020/NONE	SO	076SB-0111M-0001-SO	240-18544-30	FD	Antimony	0.18	0.082	0.082 J		MG/KG	TR
SW6020/NONE	SO	076SB-0111M-0001-SO	240-18544-30	FD	Silver	0.088	0.022	0.022 J		MG/KG	TR
SW6020/NONE	SO	076SB-0112M-0001-SO	240-18544-31	N	Antimony	0.20	0.13	0.13 J		MG/KG	TR
SW6020/NONE	SO	076SB-0112M-0001-SO	240-18544-31	N	Silver	0.10	0.031	0.031 J		MG/KG	TR
SW6020/NONE	SO	076SB-0113M-0001-SO	240-18544-32	FD	Antimony	0.17	0.10	0.10 J		MG/KG	TR
SW6020/NONE	SO	076SB-0113M-0001-SO	240-18544-32	FD	Silver	0.085	0.028	0.028 J		MG/KG	TR
SW6020/NONE	SO	076SB-0114M-0001-SO	240-18544-33	N	Antimony	0.18	0.088	0.088 J		MG/KG	TR
SW6020/NONE	SO	076SB-0114M-0001-SO	240-18544-33	N	Silver	0.091	0.019	0.019 J		MG/KG	TR
SW6020/NONE	SO	076SB-0115M-0001-SO	240-18544-34	FD	Antimony	0.17	0.093	0.093 J		MG/KG	TR
SW6020/NONE	SO	076SB-0115M-0001-SO	240-18544-34	FD	Silver	0.087	0.020	0.020 J		MG/KG	TR
Test Leach	**Matrix**	**FieldSample ID**	**LabSample ID**	**Type**	**Analyte**	**RL**	**Lab Result**	**Qualified Result**	**Bias**	**Units**	**Reason**
SW7471A/NONE	SO	072SB-0064-0001-SO	240-18544-2	FD	Mercury	0.12	0.024	0.024 J		MG/KG	TR
SW7471A/NONE	SO	072SB-0066-0001-SO	240-18544-4	N	Mercury	0.12	0.020	0.020 J		MG/KG	TR
SW7471A/NONE	SO	072SB-0067-0001-SO	240-18544-5	N	Mercury	0.098	0.020	0.020 J		MG/KG	TR
SW7471A/NONE	SO	072SB-0068-0001-SO	240-18544-6	N	Mercury	0.11	0.022	0.022 J		MG/KG	TR
SW7471A/NONE	SO	075TR-0005-0001-SO	240-18544-41	N	Mercury	0.13	0.052	0.052 J		MG/KG	TR
SW7471A/NONE	SO	075TR-0007-0001-SO	240-18544-43	N	Mercury	0.14	0.048	0.048 J		MG/KG	TR
SW7471A/NONE	SO	076SB-0078-0001-SO	240-18544-18	N	Mercury	0.12	0.029	0.029 J	-	MG/KG	H1/TR
SW7471A/NONE	SO	076SB-0090M-0001-SO	240-18544-7	N	Mercury	0.095	0.032	0.032 J		MG/KG	TR
SW7471A/NONE	SO	076SB-0091M-0001-SO	240-18544-8	N	Mercury	0.11	0.030	0.030 J		MG/KG	TR
SW7471A/NONE	SO	076SB-0092M-0001-SO	240-18544-10	N	Mercury	0.12	0.038	0.038 J		MG/KG	TR
SW7471A/NONE	SO	076SB-0093M-0001-SO	240-18544-11	FD	Mercury	0.10	0.039	0.039 J		MG/KG	TR
SW7471A/NONE	SO	076SB-0094M-0001-SO	240-18544-12	N	Mercury	0.10	0.042	0.042 J		MG/KG	TR
SW7471A/NONE	SO	076SB-0095M-0001-SO	240-18544-13	FD	Mercury	0.097	0.038	0.038 J		MG/KG	TR
SW7471A/NONE	SO	076SB-0096M-0001-SO	240-18544-14	N	Mercury	0.098	0.031	0.031 J		MG/KG	TR
SW7471A/NONE	SO	076SB-0097M-0001-SO	240-18544-15	FD	Mercury	0.090	0.026	0.026 J		MG/KG	TR
SW7471A/NONE	SO	076SB-0098M-0001-SO	240-18544-16	N	Mercury	0.11	0.027	0.027 J		MG/KG	TR

SW7471A/NONE	SO	076SB-0099M-0001-SO	240-18544-17	N	Mercury	0.090	0.028	0.028 J		MG/KG	TR
SW7471A/NONE	SO	076SB-0100M-0001-SO	240-18544-19	N	Mercury	0.11	0.032	0.032 J		MG/KG	TR
SW7471A/NONE	SO	076SB-0101M-0001-SO	240-18544-20	N	Mercury	0.094	0.021	0.021 J		MG/KG	TR
SW7471A/NONE	SO	076SB-0102M-0001-SO	240-18544-21	N	Mercury	0.092	0.030	0.030 J		MG/KG	TR
SW7471A/NONE	SO	076SB-0103M-0001-SO	240-18544-22	FD	Mercury	0.10	0.031	0.031 J		MG/KG	TR
SW7471A/NONE	SO	076SB-0104M-0001-SO	240-18544-23	N	Mercury	0.097	0.030	0.030 J		MG/KG	TR
SW7471A/NONE	SO	076SB-0105M-0001-SO	240-18544-24	FD	Mercury	0.090	0.030	0.030 J		MG/KG	TR
SW7471A/NONE	SO	076SB-0106M-0001-SO	240-18544-25	FD	Mercury	0.11	0.026	0.026 J		MG/KG	TR
SW7471A/NONE	SO	076SB-0107M-0001-SO	240-18544-26	FD	Mercury	0.090	0.025	0.025 J		MG/KG	TR
SW7471A/NONE	SO	076SB-0108M-0001-SO	240-18544-27	N	Mercury	0.11	0.030	0.030 J		MG/KG	TR
SW7471A/NONE	SO	076SB-0109M-0001-SO	240-18544-28	N	Mercury	0.086	0.029	0.029 J		MG/KG	TR
SW7471A/NONE	SO	076SB-0110M-0001-SO	240-18544-29	N	Mercury	0.097	0.023	0.023 J		MG/KG	TR
SW7471A/NONE	SO	076SB-0111M-0001-SO	240-18544-30	FD	Mercury	0.091	0.022	0.022 J		MG/KG	TR
SW7471A/NONE	SO	076SB-0112M-0001-SO	240-18544-31	N	Mercury	0.094	0.030	0.030 J		MG/KG	TR
SW7471A/NONE	SO	076SB-0113M-0001-SO	240-18544-32	FD	Mercury	0.12	0.031	0.031 J		MG/KG	TR
SW7471A/NONE	SO	076SB-0114M-0001-SO	240-18544-33	N	Mercury	0.090	0.030	0.030 J		MG/KG	TR
SW7471A/NONE	SO	076SB-0115M-0001-SO	240-18544-34	FD	Mercury	0.12	0.033	0.033 J		MG/KG	TR
Test Leach	**Matrix**	**FieldSample ID**	**LabSample ID**	**Type**	**Analyte**	**RL**	**Lab Result**	**Qualified Result**	**Bias**	**Units**	**Reason**
SW8081/NONE	SO	072SB-0065-0001-SO	240-18544-3	N	Toxaphene	76.0	76.0	76.0 UJ		UG/KG	V1
SW8081/NONE	SO	076SB-0098M-0001-SO	240-18544-16	N	p,p'-DDE	1.7	0.47	0.47 J		UG/KG	TR/P
SW8081/NONE	SO	076SB-0098M-0001-SO	240-18544-16	N	Toxaphene	67.0	67.0	67.0 UJ		UG/KG	V1
SW8081/NONE	SO	076SB-0101M-0001-SO	240-18544-20	N	Toxaphene	67.0	67.0	67.0 UJ		UG/KG	V1
SW8081/NONE	SO	076SB-0108M-0001-SO	240-18544-27	N	Toxaphene	67.0	67.0	67.0 UJ		UG/KG	V1
SW8081/NONE	SO	076SB-0109M-0001-SO	240-18544-28	N	Toxaphene	67.0	67.0	67.0 UJ		UG/KG	V1
SW8081/NONE	SO	076SB-0110M-0001-SO	240-18544-29	N	Toxaphene	330	330	330 UJ		UG/KG	V1
SW8081/NONE	SO	076SB-0112M-0001-SO	240-18544-31	N	p,p'-DDT	20.0	14.0	14.0 J		UG/KG	TR
SW8081/NONE	SO	076SB-0112M-0001-SO	240-18544-31	N	Toxaphene	680	680	680 UJ		UG/KG	V1
SW8081/NONE	SO	076SB-0114M-0001-SO	240-18544-33	N	Toxaphene	67.0	67.0	67.0 UJ		UG/KG	V1
Test Leach	**Matrix**	**FieldSample ID**	**LabSample ID**	**Type**	**Analyte**	**RL**	**Lab Result**	**Qualified Result**	**Bias**	**Units**	**Reason**
SW8082/NONE	SO	076SB-0100M-0001-SO	240-18544-19	N	PCB-1016 (Arochlor 1016)	66.0	66.0	66.0 UJ	-	UG/KG	I
SW8082/NONE	SO	076SB-0100M-0001-SO	240-18544-19	N	PCB-1221 (Arochlor 1221)	51.0	51.0	51.0 UJ	-	UG/KG	I
SW8082/NONE	SO	076SB-0100M-0001-SO	240-18544-19	N	PCB-1232 (Arochlor 1232)	46.0	46.0	46.0 UJ	-	UG/KG	I

SW8082/NONE	SO	076SB-0100M-0001-SO	240-18544-19	N	PCB-1242 (Arochlor 1242)	41.0	41.0	41.0 UJ	-	UG/KG	I
SW8082/NONE	SO	076SB-0100M-0001-SO	240-18544-19	N	PCB-1248 (Arochlor 1248)	56.0	56.0	56.0 UJ	-	UG/KG	I
SW8082/NONE	SO	076SB-0100M-0001-SO	240-18544-19	N	PCB-1254 (Arochlor 1254)	56.0	56.0	56.0 UJ	-	UG/KG	I
SW8082/NONE	SO	076SB-0100M-0001-SO	240-18544-19	N	PCB-1260 (Arochlor 1260)	56.0	56.0	56.0 UJ	-	UG/KG	I
SW8082/NONE	SO	076SB-0104M-0001-SO	240-18544-23	N	PCB-1016 (Arochlor 1016)	66.0	66.0	66.0 UJ	-	UG/KG	I
SW8082/NONE	SO	076SB-0104M-0001-SO	240-18544-23	N	PCB-1221 (Arochlor 1221)	51.0	51.0	51.0 UJ	-	UG/KG	I
SW8082/NONE	SO	076SB-0104M-0001-SO	240-18544-23	N	PCB-1232 (Arochlor 1232)	46.0	46.0	46.0 UJ	-	UG/KG	I
SW8082/NONE	SO	076SB-0104M-0001-SO	240-18544-23	N	PCB-1242 (Arochlor 1242)	40.0	40.0	40.0 UJ	-	UG/KG	I
SW8082/NONE	SO	076SB-0104M-0001-SO	240-18544-23	N	PCB-1248 (Arochlor 1248)	56.0	56.0	56.0 UJ	-	UG/KG	I
SW8082/NONE	SO	076SB-0104M-0001-SO	240-18544-23	N	PCB-1254 (Arochlor 1254)	56.0	56.0	56.0 UJ	-	UG/KG	I
SW8082/NONE	SO	076SB-0104M-0001-SO	240-18544-23	N	PCB-1260 (Arochlor 1260)	56.0	56.0	56.0 UJ	-	UG/KG	I

Test Leach	Matrix	FieldSample ID	LabSample ID	Type	Analyte	RL	Lab Result	Qualified Result	Bias	Units	Reason
SW8260B/NONE	SO	072SB-0064-0001-SO	240-18544-2	FD	Benzene	4.2	4.2	4.2 UJ	-	UG/KG	I
SW8260B/NONE	SO	072SB-0064-0001-SO	240-18544-2	FD	Ethylbenzene	4.2	4.2	4.2 UJ	-	UG/KG	I
SW8260B/NONE	SO	072SB-0064-0001-SO	240-18544-2	FD	tert-Butyl Methyl Ether	4.2	4.2	4.2 UJ	-	UG/KG	I
SW8260B/NONE	SO	072SB-0064-0001-SO	240-18544-2	FD	Toluene	4.2	0.94	0.94 J	-	UG/KG	I/TR/d
SW8260B/NONE	SO	072SB-0064-0001-SO	240-18544-2	FD	Xylenes, Total	8.4	8.4	8.4 UJ	-	UG/KG	I
SW8260B/NONE	SO	072SB-0065-0001-SO	240-18544-3	N	2-Hexanone	17.0	17.0	17.0 UJ		UG/KG	J
SW8260B/NONE	SO	072SB-0065-0001-SO	240-18544-3	N	Methyl Isobutyl Ketone (4-Methyl-2-pentanone)	17.0	17.0	17.0 UJ		UG/KG	J
SW8260B/NONE	SO	072SB-0065-0001-SO	240-18544-3	N	Toluene	4.3	0.86	0.86 J		UG/KG	TR
SW8260B/NONE	SO	072SB-0066-0001-SO	240-18544-4	N	Toluene	4.1	0.53	0.53 J		UG/KG	TR
SW8260B/NONE	SO	072SB-0067-0001-SO	240-18544-5	N	Toluene	4.6	3.0	3.0 J		UG/KG	TR
SW8260B/NONE	SO	072SB-0068-0001-SO	240-18544-6	N	Toluene	4.9	3.1	3.1 J		UG/KG	TR/d
SW8260B/NONE	SO	076SB-0078-0001-SO	240-18544-18	N	Toluene	5.3	4.0	4.0 J	-	UG/KG	TR
SW8260B/NONE	SO	076SB-0090M-0001-SO	240-18544-7	N	1,1,1-Trichloroethane	6.2	6.2	6.2 UJ	-	UG/KG	I
SW8260B/NONE	SO	076SB-0090M-0001-SO	240-18544-7	N	1,1,2,2-Tetrachloroethane	6.2	6.2	6.2 UJ	-	UG/KG	I
SW8260B/NONE	SO	076SB-0090M-0001-SO	240-18544-7	N	1,1,2-Trichloroethane	6.2	6.2	6.2 UJ	-	UG/KG	I
SW8260B/NONE	SO	076SB-0090M-0001-SO	240-18544-7	N	1,1-Dichloroethane	6.2	6.2	6.2 UJ	-	UG/KG	I
SW8260B/NONE	SO	076SB-0090M-0001-SO	240-18544-7	N	1,1-Dichloroethene	6.2	6.2	6.2 UJ	-	UG/KG	I
SW8260B/NONE	SO	076SB-0090M-0001-SO	240-18544-7	N	1,2-Dibromoethane (Ethylene Dibromide)	6.2	6.2	6.2 UJ	-	UG/KG	I
SW8260B/NONE	SO	076SB-0090M-0001-SO	240-18544-7	N	1,2-Dichloroethane	6.2	6.2	6.2 UJ	-	UG/KG	I
SW8260B/NONE	SO	076SB-0090M-0001-SO	240-18544-7	N	1,2-Dichloropropane	6.2	6.2	6.2 UJ	-	UG/KG	I
SW8260B/NONE	SO	076SB-0090M-0001-SO	240-18544-7	N	2-Hexanone	25.0	25.0	25.0 UJ	-	UG/KG	I/J

SW8260B/NONE	SO	076SB-0090M-0001-SO	240-18544-7	N	Acetone	25.0	25.0	25.0 UJ	-	UG/KG	I
SW8260B/NONE	SO	076SB-0090M-0001-SO	240-18544-7	N	Benzene	6.2	6.2	6.2 UJ	-	UG/KG	I
SW8260B/NONE	SO	076SB-0090M-0001-SO	240-18544-7	N	Bromochloromethane	6.2	6.2	6.2 UJ	-	UG/KG	I
SW8260B/NONE	SO	076SB-0090M-0001-SO	240-18544-7	N	Bromodichloromethane	6.2	6.2	6.2 UJ	-	UG/KG	I
SW8260B/NONE	SO	076SB-0090M-0001-SO	240-18544-7	N	Bromoform	6.2	6.2	6.2 UJ	-	UG/KG	I
SW8260B/NONE	SO	076SB-0090M-0001-SO	240-18544-7	N	Bromomethane	6.2	6.2	6.2 UJ	-	UG/KG	I
SW8260B/NONE	SO	076SB-0090M-0001-SO	240-18544-7	N	Carbon Disulfide	6.2	6.2	6.2 UJ	-	UG/KG	I
SW8260B/NONE	SO	076SB-0090M-0001-SO	240-18544-7	N	Carbon Tetrachloride	6.2	6.2	6.2 UJ	-	UG/KG	I
SW8260B/NONE	SO	076SB-0090M-0001-SO	240-18544-7	N	Chlorobenzene	6.2	6.2	6.2 UJ	-	UG/KG	I
SW8260B/NONE	SO	076SB-0090M-0001-SO	240-18544-7	N	Chloroethane	6.2	6.2	6.2 UJ	-	UG/KG	I
SW8260B/NONE	SO	076SB-0090M-0001-SO	240-18544-7	N	Chloroform	6.2	6.2	6.2 UJ	-	UG/KG	I
SW8260B/NONE	SO	076SB-0090M-0001-SO	240-18544-7	N	Chloromethane	6.2	6.2	6.2 UJ	-	UG/KG	I
SW8260B/NONE	SO	076SB-0090M-0001-SO	240-18544-7	N	cis-1,3-Dichloropropene	6.2	6.2	6.2 UJ	-	UG/KG	I
SW8260B/NONE	SO	076SB-0090M-0001-SO	240-18544-7	N	Dibromochloromethane	6.2	6.2	6.2 UJ	-	UG/KG	I
SW8260B/NONE	SO	076SB-0090M-0001-SO	240-18544-7	N	Ethylbenzene	6.2	6.2	6.2 UJ	-	UG/KG	I
SW8260B/NONE	SO	076SB-0090M-0001-SO	240-18544-7	N	Methyl Ethyl Ketone (2-Butanone)	25.0	25.0	25.0 UJ	-	UG/KG	I
SW8260B/NONE	SO	076SB-0090M-0001-SO	240-18544-7	N	Methyl Isobutyl Ketone (4-Methyl-2-pentanone)	25.0	25.0	25.0 UJ	-	UG/KG	I/J
SW8260B/NONE	SO	076SB-0090M-0001-SO	240-18544-7	N	Methylene Chloride	6.2	6.2	6.2 UJ	-	UG/KG	I
SW8260B/NONE	SO	076SB-0090M-0001-SO	240-18544-7	N	Styrene	6.2	6.2	6.2 UJ	-	UG/KG	I
SW8260B/NONE	SO	076SB-0090M-0001-SO	240-18544-7	N	Tetrachloroethylene (PCE)	6.2	6.2	6.2 UJ	-	UG/KG	I
SW8260B/NONE	SO	076SB-0090M-0001-SO	240-18544-7	N	Toluene	6.2	1.5	1.5 J	-	UG/KG	I/TR
SW8260B/NONE	SO	076SB-0090M-0001-SO	240-18544-7	N	Total 1,2-Dichloroethene	12.0	12.0	12.0 UJ	-	UG/KG	I
SW8260B/NONE	SO	076SB-0090M-0001-SO	240-18544-7	N	trans-1,3-Dichloropropene	6.2	6.2	6.2 UJ	-	UG/KG	I
SW8260B/NONE	SO	076SB-0090M-0001-SO	240-18544-7	N	Trichloroethylene (TCE)	6.2	6.2	6.2 UJ	-	UG/KG	I
SW8260B/NONE	SO	076SB-0090M-0001-SO	240-18544-7	N	Vinyl Chloride	6.2	6.2	6.2 UJ	-	UG/KG	I
SW8260B/NONE	SO	076SB-0090M-0001-SO	240-18544-7	N	Xylenes, Total	12.0	12.0	12.0 UJ	-	UG/KG	I
SW8260B/NONE	SO	076SB-0091M-0001-SO	240-18544-8	N	Methylene Chloride	5.1	1.6	1.6 J		UG/KG	TR
SW8260B/NONE	SO	076SB-0091M-0001-SO	240-18544-8	N	Toluene	5.1	2.0	2.0 J		UG/KG	TR
SW8260B/NONE	SO	076SB-0092M-0001-SO	240-18544-10	N	2-Hexanone	20.0	1.5	1.5 J		UG/KG	TR/J
SW8260B/NONE	SO	076SB-0092M-0001-SO	240-18544-10	N	Methyl Isobutyl Ketone (4-Methyl-2-pentanone)	20.0	1.0	1.0 J		UG/KG	TR/J
SW8260B/NONE	SO	076SB-0092M-0001-SO	240-18544-10	N	Toluene	4.9	0.84	0.84 J		UG/KG	TR
SW8260B/NONE	SO	076SB-0093M-0001-SO	240-18544-11	FD	2-Hexanone	24.0	24.0	24.0 UJ		UG/KG	J
SW8260B/NONE	SO	076SB-0093M-0001-SO	240-18544-11	FD	Methyl Isobutyl Ketone (4-Methyl-2-pentanone)	24.0	24.0	24.0 UJ		UG/KG	J

SW8260B/NONE	SO	076SB-0093M-0001-SO	240-18544-11	FD	Toluene	6.0	1.1	1.1 J		UG/KG	TR
SW8260B/NONE	SO	076SB-0094M-0001-SO	240-18544-12	N	1,1,1-Trichloroethane	5.7	5.7	5.7 UJ	-	UG/KG	I
SW8260B/NONE	SO	076SB-0094M-0001-SO	240-18544-12	N	1,1,2,2-Tetrachloroethane	5.7	5.7	5.7 UJ	-	UG/KG	I
SW8260B/NONE	SO	076SB-0094M-0001-SO	240-18544-12	N	1,1,2-Trichloroethane	5.7	5.7	5.7 UJ	-	UG/KG	I
SW8260B/NONE	SO	076SB-0094M-0001-SO	240-18544-12	N	1,1-Dichloroethane	5.7	5.7	5.7 UJ	-	UG/KG	I
SW8260B/NONE	SO	076SB-0094M-0001-SO	240-18544-12	N	1,1-Dichloroethene	5.7	5.7	5.7 UJ	-	UG/KG	I
SW8260B/NONE	SO	076SB-0094M-0001-SO	240-18544-12	N	1,2-Dibromoethane (Ethylene Dibromide)	5.7	5.7	5.7 UJ	-	UG/KG	I
SW8260B/NONE	SO	076SB-0094M-0001-SO	240-18544-12	N	1,2-Dichloroethane	5.7	5.7	5.7 UJ	-	UG/KG	I
SW8260B/NONE	SO	076SB-0094M-0001-SO	240-18544-12	N	1,2-Dichloropropane	5.7	5.7	5.7 UJ	-	UG/KG	I
SW8260B/NONE	SO	076SB-0094M-0001-SO	240-18544-12	N	2-Hexanone	23.0	23.0	23.0 UJ	-	UG/KG	I/J
SW8260B/NONE	SO	076SB-0094M-0001-SO	240-18544-12	N	Acetone	23.0	23.0	23.0 UJ	-	UG/KG	I
SW8260B/NONE	SO	076SB-0094M-0001-SO	240-18544-12	N	Benzene	5.7	5.7	5.7 UJ	-	UG/KG	I
SW8260B/NONE	SO	076SB-0094M-0001-SO	240-18544-12	N	Bromochloromethane	5.7	5.7	5.7 UJ	-	UG/KG	I
SW8260B/NONE	SO	076SB-0094M-0001-SO	240-18544-12	N	Bromodichloromethane	5.7	5.7	5.7 UJ	-	UG/KG	I
SW8260B/NONE	SO	076SB-0094M-0001-SO	240-18544-12	N	Bromoform	5.7	5.7	5.7 UJ	-	UG/KG	I
SW8260B/NONE	SO	076SB-0094M-0001-SO	240-18544-12	N	Bromomethane	5.7	5.7	5.7 UJ	-	UG/KG	I
SW8260B/NONE	SO	076SB-0094M-0001-SO	240-18544-12	N	Carbon Disulfide	5.7	5.7	5.7 UJ	-	UG/KG	I
SW8260B/NONE	SO	076SB-0094M-0001-SO	240-18544-12	N	Carbon Tetrachloride	5.7	5.7	5.7 UJ	-	UG/KG	I
SW8260B/NONE	SO	076SB-0094M-0001-SO	240-18544-12	N	Chlorobenzene	5.7	5.7	5.7 UJ	-	UG/KG	I
SW8260B/NONE	SO	076SB-0094M-0001-SO	240-18544-12	N	Chloroethane	5.7	5.7	5.7 UJ	-	UG/KG	I
SW8260B/NONE	SO	076SB-0094M-0001-SO	240-18544-12	N	Chloroform	5.7	5.7	5.7 UJ	-	UG/KG	I
SW8260B/NONE	SO	076SB-0094M-0001-SO	240-18544-12	N	Chloromethane	5.7	5.7	5.7 UJ	-	UG/KG	I
SW8260B/NONE	SO	076SB-0094M-0001-SO	240-18544-12	N	cis-1,3-Dichloropropene	5.7	5.7	5.7 UJ	-	UG/KG	I
SW8260B/NONE	SO	076SB-0094M-0001-SO	240-18544-12	N	Dibromochloromethane	5.7	5.7	5.7 UJ	-	UG/KG	I
SW8260B/NONE	SO	076SB-0094M-0001-SO	240-18544-12	N	Ethylbenzene	5.7	5.7	5.7 UJ	-	UG/KG	I
SW8260B/NONE	SO	076SB-0094M-0001-SO	240-18544-12	N	Methyl Ethyl Ketone (2-Butanone)	23.0	23.0	23.0 UJ	-	UG/KG	I
SW8260B/NONE	SO	076SB-0094M-0001-SO	240-18544-12	N	Methyl Isobutyl Ketone (4-Methyl-2-pentanone)	23.0	23.0	23.0 UJ	-	UG/KG	I/J
SW8260B/NONE	SO	076SB-0094M-0001-SO	240-18544-12	N	Methylene Chloride	5.7	5.7	5.7 UJ	-	UG/KG	I
SW8260B/NONE	SO	076SB-0094M-0001-SO	240-18544-12	N	Styrene	5.7	5.7	5.7 UJ	-	UG/KG	I
SW8260B/NONE	SO	076SB-0094M-0001-SO	240-18544-12	N	Tetrachloroethylene (PCE)	5.7	5.7	5.7 UJ	-	UG/KG	I
SW8260B/NONE	SO	076SB-0094M-0001-SO	240-18544-12	N	Toluene	5.7	1.0	1.0 J	-	UG/KG	I/TR/d
SW8260B/NONE	SO	076SB-0094M-0001-SO	240-18544-12	N	Total 1,2-Dichloroethene	11.0	11.0	11.0 UJ	-	UG/KG	I
SW8260B/NONE	SO	076SB-0094M-0001-SO	240-18544-12	N	trans-1,3-Dichloropropene	5.7	5.7	5.7 UJ	-	UG/KG	I

SW8260B/NONE	SO	076SB-0094M-0001-SO	240-18544-12	N	Trichloroethylene (TCE)	5.7	5.7	5.7 UJ	-	UG/KG	I
SW8260B/NONE	SO	076SB-0094M-0001-SO	240-18544-12	N	Vinyl Chloride	5.7	5.7	5.7 UJ	-	UG/KG	I
SW8260B/NONE	SO	076SB-0094M-0001-SO	240-18544-12	N	Xylenes, Total	11.0	11.0	11.0 UJ	-	UG/KG	I
SW8260B/NONE	SO	076SB-0095M-0001-SO	240-18544-13	FD	Methylene Chloride	5.8	1.4	1.4 J		UG/KG	TR
SW8260B/NONE	SO	076SB-0095M-0001-SO	240-18544-13	FD	Toluene	5.8	2.7	2.7 J		UG/KG	TR/d
SW8260B/NONE	SO	076SB-0096M-0001-SO	240-18544-14	N	2-Hexanone	19.0	19.0	19.0 UJ		UG/KG	J
SW8260B/NONE	SO	076SB-0096M-0001-SO	240-18544-14	N	Methyl Isobutyl Ketone (4-Methyl-2-pentanone)	19.0	19.0	19.0 UJ		UG/KG	J
SW8260B/NONE	SO	076SB-0096M-0001-SO	240-18544-14	N	Toluene	4.7	0.94	0.94 J		UG/KG	TR
SW8260B/NONE	SO	076SB-0097M-0001-SO	240-18544-15	FD	2-Hexanone	18.0	18.0	18.0 UJ		UG/KG	J
SW8260B/NONE	SO	076SB-0097M-0001-SO	240-18544-15	FD	Methyl Isobutyl Ketone (4-Methyl-2-pentanone)	18.0	18.0	18.0 UJ		UG/KG	J
SW8260B/NONE	SO	076SB-0097M-0001-SO	240-18544-15	FD	Toluene	4.4	0.73	0.73 J		UG/KG	TR
SW8260B/NONE	SO	076SB-0098M-0001-SO	240-18544-16	N	1,1,1-Trichloroethane	4.8	4.8	4.8 UJ	-	UG/KG	I
SW8260B/NONE	SO	076SB-0098M-0001-SO	240-18544-16	N	1,1,2,2-Tetrachloroethane	4.8	4.8	4.8 UJ	-	UG/KG	I
SW8260B/NONE	SO	076SB-0098M-0001-SO	240-18544-16	N	1,1,2-Trichloroethane	4.8	4.8	4.8 UJ	-	UG/KG	I
SW8260B/NONE	SO	076SB-0098M-0001-SO	240-18544-16	N	1,1-Dichloroethane	4.8	4.8	4.8 UJ	-	UG/KG	I
SW8260B/NONE	SO	076SB-0098M-0001-SO	240-18544-16	N	1,1-Dichloroethene	4.8	4.8	4.8 UJ	-	UG/KG	I
SW8260B/NONE	SO	076SB-0098M-0001-SO	240-18544-16	N	1,2-Dibromoethane (Ethylene Dibromide)	4.8	4.8	4.8 UJ	-	UG/KG	I
SW8260B/NONE	SO	076SB-0098M-0001-SO	240-18544-16	N	1,2-Dichloroethane	4.8	4.8	4.8 UJ	-	UG/KG	I
SW8260B/NONE	SO	076SB-0098M-0001-SO	240-18544-16	N	1,2-Dichloropropane	4.8	4.8	4.8 UJ	-	UG/KG	I
SW8260B/NONE	SO	076SB-0098M-0001-SO	240-18544-16	N	2-Hexanone	19.0	19.0	19.0 UJ	-	UG/KG	I/J
SW8260B/NONE	SO	076SB-0098M-0001-SO	240-18544-16	N	Acetone	19.0	19.0	19.0 UJ	-	UG/KG	I
SW8260B/NONE	SO	076SB-0098M-0001-SO	240-18544-16	N	Benzene	4.8	4.8	4.8 UJ	-	UG/KG	I
SW8260B/NONE	SO	076SB-0098M-0001-SO	240-18544-16	N	Bromochloromethane	4.8	4.8	4.8 UJ	-	UG/KG	I
SW8260B/NONE	SO	076SB-0098M-0001-SO	240-18544-16	N	Bromodichloromethane	4.8	4.8	4.8 UJ	-	UG/KG	I
SW8260B/NONE	SO	076SB-0098M-0001-SO	240-18544-16	N	Bromoform	4.8	4.8	4.8 UJ	-	UG/KG	I
SW8260B/NONE	SO	076SB-0098M-0001-SO	240-18544-16	N	Bromomethane	4.8	4.8	4.8 UJ	-	UG/KG	I
SW8260B/NONE	SO	076SB-0098M-0001-SO	240-18544-16	N	Carbon Disulfide	4.8	0.92	0.92 J	-	UG/KG	I/TR
SW8260B/NONE	SO	076SB-0098M-0001-SO	240-18544-16	N	Carbon Tetrachloride	4.8	4.8	4.8 UJ	-	UG/KG	I
SW8260B/NONE	SO	076SB-0098M-0001-SO	240-18544-16	N	Chlorobenzene	4.8	4.8	4.8 UJ	-	UG/KG	I
SW8260B/NONE	SO	076SB-0098M-0001-SO	240-18544-16	N	Chloroethane	4.8	4.8	4.8 UJ	-	UG/KG	I
SW8260B/NONE	SO	076SB-0098M-0001-SO	240-18544-16	N	Chloroform	4.8	4.8	4.8 UJ	-	UG/KG	I
SW8260B/NONE	SO	076SB-0098M-0001-SO	240-18544-16	N	Chloromethane	4.8	4.8	4.8 UJ	-	UG/KG	I
SW8260B/NONE	SO	076SB-0098M-0001-SO	240-18544-16	N	cis-1,3-Dichloropropene	4.8	4.8	4.8 UJ	-	UG/KG	I

SW8260B/NONE	SO	076SB-0098M-0001-SO	240-18544-16	N	Dibromochloromethane	4.8	4.8	4.8 UJ	-	UG/KG	I
SW8260B/NONE	SO	076SB-0098M-0001-SO	240-18544-16	N	Ethylbenzene	4.8	4.8	4.8 UJ	-	UG/KG	I
SW8260B/NONE	SO	076SB-0098M-0001-SO	240-18544-16	N	Methyl Ethyl Ketone (2-Butanone)	19.0	19.0	19.0 UJ	-	UG/KG	I
SW8260B/NONE	SO	076SB-0098M-0001-SO	240-18544-16	N	Methyl Isobutyl Ketone (4-Methyl-2-pentanone)	19.0	19.0	19.0 UJ	-	UG/KG	I/J
SW8260B/NONE	SO	076SB-0098M-0001-SO	240-18544-16	N	Methylene Chloride	4.8	4.8	4.8 UJ	-	UG/KG	I
SW8260B/NONE	SO	076SB-0098M-0001-SO	240-18544-16	N	Styrene	4.8	4.8	4.8 UJ	-	UG/KG	I
SW8260B/NONE	SO	076SB-0098M-0001-SO	240-18544-16	N	Tetrachloroethylene (PCE)	4.8	4.8	4.8 UJ	-	UG/KG	I
SW8260B/NONE	SO	076SB-0098M-0001-SO	240-18544-16	N	Toluene	4.8	0.84	0.84 J	-	UG/KG	I/TR
SW8260B/NONE	SO	076SB-0098M-0001-SO	240-18544-16	N	Total 1,2-Dichloroethene	9.7	9.7	9.7 UJ	-	UG/KG	I
SW8260B/NONE	SO	076SB-0098M-0001-SO	240-18544-16	N	trans-1,3-Dichloropropene	4.8	4.8	4.8 UJ	-	UG/KG	I
SW8260B/NONE	SO	076SB-0098M-0001-SO	240-18544-16	N	Trichloroethylene (TCE)	4.8	4.8	4.8 UJ	-	UG/KG	I
SW8260B/NONE	SO	076SB-0098M-0001-SO	240-18544-16	N	Vinyl Chloride	4.8	4.8	4.8 UJ	-	UG/KG	I
SW8260B/NONE	SO	076SB-0098M-0001-SO	240-18544-16	N	Xylenes, Total	9.7	9.7	9.7 UJ	-	UG/KG	I
SW8260B/NONE	SO	076SB-0099M-0001-SO	240-18544-17	N	1,1,1-Trichloroethane	4.8	4.8	4.8 UJ	-	UG/KG	I
SW8260B/NONE	SO	076SB-0099M-0001-SO	240-18544-17	N	1,1,2,2-Tetrachloroethane	4.8	4.8	4.8 UJ	-	UG/KG	I
SW8260B/NONE	SO	076SB-0099M-0001-SO	240-18544-17	N	1,1,2-Trichloroethane	4.8	4.8	4.8 UJ	-	UG/KG	I
SW8260B/NONE	SO	076SB-0099M-0001-SO	240-18544-17	N	1,1-Dichloroethane	4.8	4.8	4.8 UJ	-	UG/KG	I
SW8260B/NONE	SO	076SB-0099M-0001-SO	240-18544-17	N	1,1-Dichloroethene	4.8	4.8	4.8 UJ	-	UG/KG	I
SW8260B/NONE	SO	076SB-0099M-0001-SO	240-18544-17	N	1,2-Dibromoethane (Ethylene Dibromide)	4.8	4.8	4.8 UJ	-	UG/KG	I
SW8260B/NONE	SO	076SB-0099M-0001-SO	240-18544-17	N	1,2-Dichloroethane	4.8	4.8	4.8 UJ	-	UG/KG	I
SW8260B/NONE	SO	076SB-0099M-0001-SO	240-18544-17	N	1,2-Dichloropropane	4.8	4.8	4.8 UJ	-	UG/KG	I
SW8260B/NONE	SO	076SB-0099M-0001-SO	240-18544-17	N	2-Hexanone	19.0	19.0	19.0 UJ	-	UG/KG	I/J
SW8260B/NONE	SO	076SB-0099M-0001-SO	240-18544-17	N	Acetone	19.0	19.0	19.0 UJ	-	UG/KG	I
SW8260B/NONE	SO	076SB-0099M-0001-SO	240-18544-17	N	Benzene	4.8	4.8	4.8 UJ	-	UG/KG	I
SW8260B/NONE	SO	076SB-0099M-0001-SO	240-18544-17	N	Bromochloromethane	4.8	4.8	4.8 UJ	-	UG/KG	I
SW8260B/NONE	SO	076SB-0099M-0001-SO	240-18544-17	N	Bromodichloromethane	4.8	4.8	4.8 UJ	-	UG/KG	I
SW8260B/NONE	SO	076SB-0099M-0001-SO	240-18544-17	N	Bromoform	4.8	4.8	4.8 UJ	-	UG/KG	I
SW8260B/NONE	SO	076SB-0099M-0001-SO	240-18544-17	N	Bromomethane	4.8	4.8	4.8 UJ	-	UG/KG	I
SW8260B/NONE	SO	076SB-0099M-0001-SO	240-18544-17	N	Carbon Disulfide	4.8	4.8	4.8 UJ	-	UG/KG	I
SW8260B/NONE	SO	076SB-0099M-0001-SO	240-18544-17	N	Carbon Tetrachloride	4.8	4.8	4.8 UJ	-	UG/KG	I
SW8260B/NONE	SO	076SB-0099M-0001-SO	240-18544-17	N	Chlorobenzene	4.8	4.8	4.8 UJ	-	UG/KG	I
SW8260B/NONE	SO	076SB-0099M-0001-SO	240-18544-17	N	Chloroethane	4.8	4.8	4.8 UJ	-	UG/KG	I
SW8260B/NONE	SO	076SB-0099M-0001-SO	240-18544-17	N	Chloroform	4.8	4.8	4.8 UJ	-	UG/KG	I

SW8260B/NONE	SO	076SB-0099M-0001-SO	240-18544-17	N	Chloromethane	4.8	4.8	4.8 UJ	-	UG/KG	I
SW8260B/NONE	SO	076SB-0099M-0001-SO	240-18544-17	N	cis-1,3-Dichloropropene	4.8	4.8	4.8 UJ	-	UG/KG	I
SW8260B/NONE	SO	076SB-0099M-0001-SO	240-18544-17	N	Dibromochloromethane	4.8	4.8	4.8 UJ	-	UG/KG	I
SW8260B/NONE	SO	076SB-0099M-0001-SO	240-18544-17	N	Ethylbenzene	4.8	4.8	4.8 UJ	-	UG/KG	I
SW8260B/NONE	SO	076SB-0099M-0001-SO	240-18544-17	N	Methyl Ethyl Ketone (2-Butanone)	19.0	19.0	19.0 UJ	-	UG/KG	I
SW8260B/NONE	SO	076SB-0099M-0001-SO	240-18544-17	N	Methyl Isobutyl Ketone (4-Methyl-2-pentanone)	19.0	19.0	19.0 UJ	-	UG/KG	I/J
SW8260B/NONE	SO	076SB-0099M-0001-SO	240-18544-17	N	Methylene Chloride	4.8	4.8	4.8 UJ	-	UG/KG	I
SW8260B/NONE	SO	076SB-0099M-0001-SO	240-18544-17	N	Styrene	4.8	4.8	4.8 UJ	-	UG/KG	I
SW8260B/NONE	SO	076SB-0099M-0001-SO	240-18544-17	N	Tetrachloroethylene (PCE)	4.8	4.8	4.8 UJ	-	UG/KG	I
SW8260B/NONE	SO	076SB-0099M-0001-SO	240-18544-17	N	Toluene	4.8	0.96	0.96 J	-	UG/KG	I/TR
SW8260B/NONE	SO	076SB-0099M-0001-SO	240-18544-17	N	Total 1,2-Dichloroethene	9.7	9.7	9.7 UJ	-	UG/KG	I
SW8260B/NONE	SO	076SB-0099M-0001-SO	240-18544-17	N	trans-1,3-Dichloropropene	4.8	4.8	4.8 UJ	-	UG/KG	I
SW8260B/NONE	SO	076SB-0099M-0001-SO	240-18544-17	N	Trichloroethylene (TCE)	4.8	4.8	4.8 UJ	-	UG/KG	I
SW8260B/NONE	SO	076SB-0099M-0001-SO	240-18544-17	N	Vinyl Chloride	4.8	4.8	4.8 UJ	-	UG/KG	I
SW8260B/NONE	SO	076SB-0099M-0001-SO	240-18544-17	N	Xylenes, Total	9.7	9.7	9.7 UJ	-	UG/KG	I
SW8260B/NONE	SO	076SB-0100M-0001-SO	240-18544-19	N	Methyl Isobutyl Ketone (4-Methyl-2-pentanone)	22.0	1.3	22.0 U		UG/KG	L
SW8260B/NONE	SO	076SB-0100M-0001-SO	240-18544-19	N	Toluene	5.5	1.7	1.7 J		UG/KG	TR
SW8260B/NONE	SO	076SB-0101M-0001-SO	240-18544-20	N	2-Hexanone	21.0	21.0	21.0 UJ		UG/KG	J
SW8260B/NONE	SO	076SB-0101M-0001-SO	240-18544-20	N	Methyl Isobutyl Ketone (4-Methyl-2-pentanone)	21.0	21.0	21.0 UJ		UG/KG	J
SW8260B/NONE	SO	076SB-0101M-0001-SO	240-18544-20	N	Toluene	5.1	1.1	1.1 J		UG/KG	TR
SW8260B/NONE	SO	076SB-0102M-0001-SO	240-18544-21	N	2-Hexanone	22.0	22.0	22.0 UJ		UG/KG	J
SW8260B/NONE	SO	076SB-0102M-0001-SO	240-18544-21	N	Methyl Isobutyl Ketone (4-Methyl-2-pentanone)	22.0	22.0	22.0 UJ		UG/KG	J
SW8260B/NONE	SO	076SB-0102M-0001-SO	240-18544-21	N	Toluene	5.6	1.7	1.7 J		UG/KG	TR
SW8260B/NONE	SO	076SB-0103M-0001-SO	240-18544-22	FD	2-Hexanone	22.0	1.9	22.0 U		UG/KG	L
SW8260B/NONE	SO	076SB-0103M-0001-SO	240-18544-22	FD	Methyl Isobutyl Ketone (4-Methyl-2-pentanone)	22.0	1.3	22.0 U		UG/KG	L
SW8260B/NONE	SO	076SB-0103M-0001-SO	240-18544-22	FD	Toluene	5.4	1.5	1.5 J		UG/KG	TR
SW8260B/NONE	SO	076SB-0104M-0001-SO	240-18544-23	N	Toluene	4.7	1.4	1.4 J		UG/KG	TR
SW8260B/NONE	SO	076SB-0105M-0001-SO	240-18544-24	FD	Methylene Chloride	5.8	2.5	5.8 U		UG/KG	L
SW8260B/NONE	SO	076SB-0105M-0001-SO	240-18544-24	FD	Toluene	5.8	1.5	1.5 J		UG/KG	TR
SW8260B/NONE	SO	076SB-0106M-0001-SO	240-18544-25	N	Toluene	4.7	0.97	0.97 J		UG/KG	TR
SW8260B/NONE	SO	076SB-0107M-0001-SO	240-18544-26	FD	Toluene	5.2	1.0	1.0 J		UG/KG	TR
SW8260B/NONE	SO	076SB-0108M-0001-SO	240-18544-27	N	Toluene	4.4	1.3	1.3 J		UG/KG	TR
SW8260B/NONE	SO	076SB-0109M-0001-SO	240-18544-28	N	Toluene	4.0	1.0	1.0 J		UG/KG	TR

SW8260B/NONE	SO	076SB-0110M-0001-SO	240-18544-29	N	Methyl Ethyl Ketone (2-Butanone)	20.0	4.2	4.2 J		UG/KG	TR
SW8260B/NONE	SO	076SB-0110M-0001-SO	240-18544-29	N	Toluene	5.0	1.2	1.2 J		UG/KG	TR
SW8260B/NONE	SO	076SB-0111M-0001-SO	240-18544-30	FD	Methyl Ethyl Ketone (2-Butanone)	19.0	5.6	5.6 J		UG/KG	TR
SW8260B/NONE	SO	076SB-0111M-0001-SO	240-18544-30	FD	Toluene	4.7	0.95	0.95 J		UG/KG	TR
SW8260B/NONE	SO	076SB-0112M-0001-SO	240-18544-31	N	Acetone	17.0	6.6	6.6 J		UG/KG	TR/d
SW8260B/NONE	SO	076SB-0112M-0001-SO	240-18544-31	N	Methyl Ethyl Ketone (2-Butanone)	17.0	1.7	1.7 J		UG/KG	TR/d
SW8260B/NONE	SO	076SB-0112M-0001-SO	240-18544-31	N	Toluene	4.3	1.0	1.0 J		UG/KG	TR
SW8260B/NONE	SO	076SB-0113M-0001-SO	240-18544-32	FD	1,1,1-Trichloroethane	4.5	4.5	4.5 UJ	-	UG/KG	I
SW8260B/NONE	SO	076SB-0113M-0001-SO	240-18544-32	FD	1,1,2,2-Tetrachloroethane	4.5	4.5	4.5 UJ	-	UG/KG	I
SW8260B/NONE	SO	076SB-0113M-0001-SO	240-18544-32	FD	1,1,2-Trichloroethane	4.5	4.5	4.5 UJ	-	UG/KG	I
SW8260B/NONE	SO	076SB-0113M-0001-SO	240-18544-32	FD	1,1-Dichloroethane	4.5	4.5	4.5 UJ	-	UG/KG	I
SW8260B/NONE	SO	076SB-0113M-0001-SO	240-18544-32	FD	1,1-Dichloroethene	4.5	4.5	4.5 UJ	-	UG/KG	I
SW8260B/NONE	SO	076SB-0113M-0001-SO	240-18544-32	FD	1,2-Dibromoethane (Ethylene Dibromide)	4.5	4.5	4.5 UJ	-	UG/KG	I
SW8260B/NONE	SO	076SB-0113M-0001-SO	240-18544-32	FD	1,2-Dichloroethane	4.5	4.5	4.5 UJ	-	UG/KG	I
SW8260B/NONE	SO	076SB-0113M-0001-SO	240-18544-32	FD	1,2-Dichloropropane	4.5	4.5	4.5 UJ	-	UG/KG	I
SW8260B/NONE	SO	076SB-0113M-0001-SO	240-18544-32	FD	2-Hexanone	18.0	18.0	18.0 UJ	-	UG/KG	I
SW8260B/NONE	SO	076SB-0113M-0001-SO	240-18544-32	FD	Acetone	18.0	12.0	12.0 J	-	UG/KG	I/TR/d
SW8260B/NONE	SO	076SB-0113M-0001-SO	240-18544-32	FD	Benzene	4.5	4.5	4.5 UJ	-	UG/KG	I
SW8260B/NONE	SO	076SB-0113M-0001-SO	240-18544-32	FD	Bromochloromethane	4.5	4.5	4.5 UJ	-	UG/KG	I
SW8260B/NONE	SO	076SB-0113M-0001-SO	240-18544-32	FD	Bromodichloromethane	4.5	4.5	4.5 UJ	-	UG/KG	I
SW8260B/NONE	SO	076SB-0113M-0001-SO	240-18544-32	FD	Bromoform	4.5	4.5	4.5 UJ	-	UG/KG	I
SW8260B/NONE	SO	076SB-0113M-0001-SO	240-18544-32	FD	Bromomethane	4.5	4.5	4.5 UJ	-	UG/KG	I
SW8260B/NONE	SO	076SB-0113M-0001-SO	240-18544-32	FD	Carbon Disulfide	4.5	4.5	4.5 UJ	-	UG/KG	I
SW8260B/NONE	SO	076SB-0113M-0001-SO	240-18544-32	FD	Carbon Tetrachloride	4.5	4.5	4.5 UJ	-	UG/KG	I
SW8260B/NONE	SO	076SB-0113M-0001-SO	240-18544-32	FD	Chlorobenzene	4.5	4.5	4.5 UJ	-	UG/KG	I
SW8260B/NONE	SO	076SB-0113M-0001-SO	240-18544-32	FD	Chloroethane	4.5	4.5	4.5 UJ	-	UG/KG	I
SW8260B/NONE	SO	076SB-0113M-0001-SO	240-18544-32	FD	Chloroform	4.5	4.5	4.5 UJ	-	UG/KG	I
SW8260B/NONE	SO	076SB-0113M-0001-SO	240-18544-32	FD	Chloromethane	4.5	4.5	4.5 UJ	-	UG/KG	I
SW8260B/NONE	SO	076SB-0113M-0001-SO	240-18544-32	FD	cis-1,3-Dichloropropene	4.5	4.5	4.5 UJ	-	UG/KG	I
SW8260B/NONE	SO	076SB-0113M-0001-SO	240-18544-32	FD	Dibromochloromethane	4.5	4.5	4.5 UJ	-	UG/KG	I
SW8260B/NONE	SO	076SB-0113M-0001-SO	240-18544-32	FD	Ethylbenzene	4.5	4.5	4.5 UJ	-	UG/KG	I
SW8260B/NONE	SO	076SB-0113M-0001-SO	240-18544-32	FD	Methyl Ethyl Ketone (2-Butanone)	18.0	3.3	3.3 J	-	UG/KG	I/TR/d
SW8260B/NONE	SO	076SB-0113M-0001-SO	240-18544-32	FD	Methyl Isobutyl Ketone (4-Methyl-2-pentanone)	18.0	18.0	18.0 UJ	-	UG/KG	I

SW8260B/NONE	SO	076SB-0113M-0001-SO	240-18544-32	FD	Methylene Chloride	4.5	1.1	1.1 J	-	UG/KG	I/TR
SW8260B/NONE	SO	076SB-0113M-0001-SO	240-18544-32	FD	Styrene	4.5	4.5	4.5 UJ	-	UG/KG	I
SW8260B/NONE	SO	076SB-0113M-0001-SO	240-18544-32	FD	Tetrachloroethylene (PCE)	4.5	4.5	4.5 UJ	-	UG/KG	I
SW8260B/NONE	SO	076SB-0113M-0001-SO	240-18544-32	FD	Toluene	4.5	1.5	1.5 J	-	UG/KG	I/TR
SW8260B/NONE	SO	076SB-0113M-0001-SO	240-18544-32	FD	Total 1,2-Dichloroethene	9.1	9.1	9.1 UJ	-	UG/KG	I
SW8260B/NONE	SO	076SB-0113M-0001-SO	240-18544-32	FD	trans-1,3-Dichloropropene	4.5	4.5	4.5 UJ	-	UG/KG	I
SW8260B/NONE	SO	076SB-0113M-0001-SO	240-18544-32	FD	Trichloroethylene (TCE)	4.5	4.5	4.5 UJ	-	UG/KG	I
SW8260B/NONE	SO	076SB-0113M-0001-SO	240-18544-32	FD	Vinyl Chloride	4.5	4.5	4.5 UJ	-	UG/KG	I
SW8260B/NONE	SO	076SB-0113M-0001-SO	240-18544-32	FD	Xylenes, Total	9.1	9.1	9.1 UJ	-	UG/KG	I
SW8260B/NONE	SO	076SB-0114M-0001-SO	240-18544-33	N	Toluene	4.8	0.52	0.52 J		UG/KG	TR/d
SW8260B/NONE	SO	076SB-0115M-0001-SO	240-18544-34	FD	Methylene Chloride	5.2	1.7	1.7 J		UG/KG	TR
SW8260B/NONE	SO	076SB-0115M-0001-SO	240-18544-34	FD	Toluene	5.2	1.5	1.5 J		UG/KG	TR/d
SW8260B/NONE	WG	076SB-0116M-0001-TB	240-18544-35	N	Acetone	10.0	1.3	1.3 J		UG/L	TR
Test Leach	**Matrix**	**FieldSample ID**	**LabSample ID**	**Type**	**Analyte**	**RL**	**Lab Result**	**Qualified Result**	**Bias**	**Units**	**Reason**
SW8270C/NONE	SO	072SB-0064-0001-SO	240-18544-2	FD	2,4-Dichlorophenol	170	170	170 UJ		UG/KG	V1
SW8270C/NONE	SO	072SB-0064-0001-SO	240-18544-2	FD	3,3'-Dichlorobenzidine	110	110	110 R		UG/KG	c
SW8270C/NONE	SO	072SB-0064-0001-SO	240-18544-2	FD	Benzoic acid	740	740	740 R		UG/KG	c
SW8270C/NONE	SO	072SB-0064-0001-SO	240-18544-2	FD	bis(2-Ethylhexyl) Phthalate	56.0	21.0	56.0 U	+	UG/KG	L
SW8270C/NONE	SO	072SB-0064-0001-SO	240-18544-2	FD	Di-n-Octylphthalate	56.0	56.0	56.0 UJ		UG/KG	V1
SW8270C/NONE	SO	072SB-0065-0001-SO	240-18544-3	N	2,4-Dichlorophenol	170	170	170 UJ		UG/KG	V1
SW8270C/NONE	SO	072SB-0065-0001-SO	240-18544-3	N	3,3'-Dichlorobenzidine	110	110	110 R		UG/KG	c
SW8270C/NONE	SO	072SB-0065-0001-SO	240-18544-3	N	Benzo(b)fluoranthene	7.4	6.1	6.1 J		UG/KG	TR
SW8270C/NONE	SO	072SB-0065-0001-SO	240-18544-3	N	Benzo(g,h,i)perylene	7.4	6.9	6.9 J		UG/KG	TR
SW8270C/NONE	SO	072SB-0065-0001-SO	240-18544-3	N	Benzoic acid	740	740	740 R		UG/KG	c
SW8270C/NONE	SO	072SB-0065-0001-SO	240-18544-3	N	bis(2-Ethylhexyl) Phthalate	56.0	24.0	56.0 U	+	UG/KG	L
SW8270C/NONE	SO	072SB-0065-0001-SO	240-18544-3	N	Di-n-Octylphthalate	56.0	56.0	56.0 UJ		UG/KG	V1
SW8270C/NONE	SO	072SB-0066-0001-SO	240-18544-4	N	2,4-Dichlorophenol	170	170	170 UJ		UG/KG	V1
SW8270C/NONE	SO	072SB-0066-0001-SO	240-18544-4	N	3,3'-Dichlorobenzidine	110	110	110 R		UG/KG	c
SW8270C/NONE	SO	072SB-0066-0001-SO	240-18544-4	N	Benzoic acid	750	750	750 R		UG/KG	c
SW8270C/NONE	SO	072SB-0066-0001-SO	240-18544-4	N	bis(2-Ethylhexyl) Phthalate	57.0	26.0	57.0 U	+	UG/KG	L
SW8270C/NONE	SO	072SB-0066-0001-SO	240-18544-4	N	Di-n-Octylphthalate	57.0	57.0	57.0 UJ		UG/KG	V1
SW8270C/NONE	SO	072SB-0067-0001-SO	240-18544-5	N	2,4-Dichlorophenol	660	660	660 UJ		UG/KG	V1
SW8270C/NONE	SO	072SB-0067-0001-SO	240-18544-5	N	3,3'-Dichlorobenzidine	440	440	440 R		UG/KG	c

SW8270C/NONE	SO	072SB-0067-0001-SO	240-18544-5	N	Benzoic acid	2900	2900	2900 R		UG/KG	c
SW8270C/NONE	SO	072SB-0067-0001-SO	240-18544-5	N	Dibenzofuran	220	100	100 J		UG/KG	TR
SW8270C/NONE	SO	072SB-0067-0001-SO	240-18544-5	N	Di-n-Octylphthalate	220	220	220 UJ		UG/KG	V1
SW8270C/NONE	SO	072SB-0067-0001-SO	240-18544-5	N	Pyrene	30.0	20.0	20.0 J		UG/KG	TR
SW8270C/NONE	SO	072SB-0068-0001-SO	240-18544-6	N	2,4-Dichlorophenol	160	160	160 UJ		UG/KG	V1
SW8270C/NONE	SO	072SB-0068-0001-SO	240-18544-6	N	3,3'-Dichlorobenzidine	110	110	110 R		UG/KG	c
SW8270C/NONE	SO	072SB-0068-0001-SO	240-18544-6	N	Benzoic acid	720	720	720 R		UG/KG	c
SW8270C/NONE	SO	072SB-0068-0001-SO	240-18544-6	N	bis(2-Ethylhexyl) Phthalate	55.0	22.0	55.0 U	+	UG/KG	L
SW8270C/NONE	SO	072SB-0068-0001-SO	240-18544-6	N	Di-n-Octylphthalate	55.0	55.0	55.0 UJ		UG/KG	V1
SW8270C/NONE	SO	076SB-0078-0001-SO	240-18544-18	N	Acenaphthene	7.4	7.4	7.4 R	-	UG/KG	H2
SW8270C/NONE	SO	076SB-0078-0001-SO	240-18544-18	N	Acenaphthylene	7.4	7.4	7.4 R	-	UG/KG	H2
SW8270C/NONE	SO	076SB-0078-0001-SO	240-18544-18	N	Anthracene	7.4	7.4	7.4 R	-	UG/KG	H2
SW8270C/NONE	SO	076SB-0078-0001-SO	240-18544-18	N	Benzo(a)anthracene	7.4	7.4	7.4 R	-	UG/KG	H2
SW8270C/NONE	SO	076SB-0078-0001-SO	240-18544-18	N	Benzo(a)pyrene	7.4	7.4	7.4 R	-	UG/KG	H2
SW8270C/NONE	SO	076SB-0078-0001-SO	240-18544-18	N	Benzo(b)fluoranthene	7.4	4.4	4.4 J	-	UG/KG	H2/TR
SW8270C/NONE	SO	076SB-0078-0001-SO	240-18544-18	N	Benzo(g,h,i)perylene	7.4	9.7	9.7 J	-	UG/KG	H2
SW8270C/NONE	SO	076SB-0078-0001-SO	240-18544-18	N	Benzo(k)fluoranthene	7.4	4.7	4.7 J	-	UG/KG	H2/TR
SW8270C/NONE	SO	076SB-0078-0001-SO	240-18544-18	N	Chrysene	7.4	7.4	7.4 R	-	UG/KG	H2
SW8270C/NONE	SO	076SB-0078-0001-SO	240-18544-18	N	Dibenz(a,h)anthracene	7.4	7.4	7.4 R	-	UG/KG	H2
SW8270C/NONE	SO	076SB-0078-0001-SO	240-18544-18	N	Fluoranthene	7.4	3.7	3.7 J	-	UG/KG	H2/TR
SW8270C/NONE	SO	076SB-0078-0001-SO	240-18544-18	N	Fluorene	7.4	7.4	7.4 R	-	UG/KG	H2
SW8270C/NONE	SO	076SB-0078-0001-SO	240-18544-18	N	Indeno(1,2,3-c,d)Pyrene	7.4	7.4	7.4 R	-	UG/KG	H2
SW8270C/NONE	SO	076SB-0078-0001-SO	240-18544-18	N	Naphthalene	7.4	7.4	7.4 R	-	UG/KG	H2
SW8270C/NONE	SO	076SB-0078-0001-SO	240-18544-18	N	Phenanthrene	7.4	7.4	7.4 R	-	UG/KG	H2
SW8270C/NONE	SO	076SB-0078-0001-SO	240-18544-18	N	Pyrene	7.4	4.8	4.8 J	-	UG/KG	H2/TR
SW8270C/NONE	SO	076SB-0090M-0001-SO	240-18544-7	N	2,4-Dichlorophenol	150	150	150 UJ		UG/KG	V1
SW8270C/NONE	SO	076SB-0090M-0001-SO	240-18544-7	N	3,3'-Dichlorobenzidine	100	100	100 R		UG/KG	c
SW8270C/NONE	SO	076SB-0090M-0001-SO	240-18544-7	N	Benzoic acid	660	660	660 R		UG/KG	m/c
SW8270C/NONE	SO	076SB-0090M-0001-SO	240-18544-7	N	bis(2-Ethylhexyl) Phthalate	50.0	25.0	50.0 U	+	UG/KG	L
SW8270C/NONE	SO	076SB-0090M-0001-SO	240-18544-7	N	Di-n-Octylphthalate	50.0	50.0	50.0 UJ		UG/KG	V1
SW8270C/NONE	SO	076SB-0090M-0001-SO	240-18544-7	N	Naphthalene	6.6	3.3	3.3 J		UG/KG	TR
SW8270C/NONE	SO	076SB-0091M-0001-SO	240-18544-8	N	2,4-Dichlorophenol	150	150	150 UJ		UG/KG	V1
SW8270C/NONE	SO	076SB-0091M-0001-SO	240-18544-8	N	2,4-Dinitrotoluene	200	200	200 UJ	-	UG/KG	M

SW8270C/NONE	SO	076SB-0091M-0001-SO	240-18544-8	N	3,3'-Dichlorobenzidine	100	100	100 R		UG/KG	c
SW8270C/NONE	SO	076SB-0091M-0001-SO	240-18544-8	N	Benzoic acid	660	660	660 R		UG/KG	m/c
SW8270C/NONE	SO	076SB-0091M-0001-SO	240-18544-8	N	bis(2-Ethylhexyl) Phthalate	50.0	22.0	50.0 U	+	UG/KG	L
SW8270C/NONE	SO	076SB-0091M-0001-SO	240-18544-8	N	Di-n-Octylphthalate	50.0	50.0	50.0 UJ		UG/KG	V1
SW8270C/NONE	SO	076SB-0092M-0001-SO	240-18544-10	N	2,4-Dichlorophenol	150	150	150 UJ		UG/KG	V1
SW8270C/NONE	SO	076SB-0092M-0001-SO	240-18544-10	N	2-Methylnaphthalene	6.6	3.3	3.3 J		UG/KG	TR
SW8270C/NONE	SO	076SB-0092M-0001-SO	240-18544-10	N	3,3'-Dichlorobenzidine	99.0	99.0	99.0 R		UG/KG	c
SW8270C/NONE	SO	076SB-0092M-0001-SO	240-18544-10	N	Benzoic acid	650	650	650 R		UG/KG	c
SW8270C/NONE	SO	076SB-0092M-0001-SO	240-18544-10	N	bis(2-Ethylhexyl) Phthalate	49.0	30.0	49.0 U	+	UG/KG	L
SW8270C/NONE	SO	076SB-0092M-0001-SO	240-18544-10	N	Di-n-Octylphthalate	49.0	49.0	49.0 UJ		UG/KG	V1
SW8270C/NONE	SO	076SB-0092M-0001-SO	240-18544-10	N	Phenanthrene	6.6	5.1	5.1 J		UG/KG	TR
SW8270C/NONE	SO	076SB-0093M-0001-SO	240-18544-11	FD	2,4-Dichlorophenol	150	150	150 UJ		UG/KG	V1
SW8270C/NONE	SO	076SB-0093M-0001-SO	240-18544-11	FD	3,3'-Dichlorobenzidine	100	100	100 R		UG/KG	c
SW8270C/NONE	SO	076SB-0093M-0001-SO	240-18544-11	FD	Benzoic acid	660	660	660 R		UG/KG	c
SW8270C/NONE	SO	076SB-0093M-0001-SO	240-18544-11	FD	bis(2-Ethylhexyl) Phthalate	50.0	34.0	50.0 U	+	UG/KG	L
SW8270C/NONE	SO	076SB-0093M-0001-SO	240-18544-11	FD	Di-n-Octylphthalate	50.0	50.0	50.0 UJ		UG/KG	V1
SW8270C/NONE	SO	076SB-0093M-0001-SO	240-18544-11	FD	Phenanthrene	6.7	3.5	3.5 J		UG/KG	TR
SW8270C/NONE	SO	076SB-0094M-0001-SO	240-18544-12	N	2,4-Dichlorophenol	150	150	150 UJ		UG/KG	V1
SW8270C/NONE	SO	076SB-0094M-0001-SO	240-18544-12	N	3,3'-Dichlorobenzidine	99.0	99.0	99.0 R		UG/KG	c
SW8270C/NONE	SO	076SB-0094M-0001-SO	240-18544-12	N	Benzoic acid	650	650	650 R		UG/KG	c
SW8270C/NONE	SO	076SB-0094M-0001-SO	240-18544-12	N	bis(2-Ethylhexyl) Phthalate	50.0	27.0	50.0 U	+	UG/KG	L
SW8270C/NONE	SO	076SB-0094M-0001-SO	240-18544-12	N	Di-n-Octylphthalate	50.0	50.0	50.0 UJ		UG/KG	V1
SW8270C/NONE	SO	076SB-0095M-0001-SO	240-18544-13	FD	2,4-Dichlorophenol	150	150	150 UJ		UG/KG	V1
SW8270C/NONE	SO	076SB-0095M-0001-SO	240-18544-13	FD	3,3'-Dichlorobenzidine	100	100	100 R		UG/KG	c
SW8270C/NONE	SO	076SB-0095M-0001-SO	240-18544-13	FD	Benzoic acid	660	660	660 R		UG/KG	c
SW8270C/NONE	SO	076SB-0095M-0001-SO	240-18544-13	FD	bis(2-Ethylhexyl) Phthalate	50.0	33.0	50.0 U	+	UG/KG	L
SW8270C/NONE	SO	076SB-0095M-0001-SO	240-18544-13	FD	Di-n-Octylphthalate	50.0	50.0	50.0 UJ		UG/KG	V1
SW8270C/NONE	SO	076SB-0095M-0001-SO	240-18544-13	FD	Phenanthrene	6.7	3.6	3.6 J		UG/KG	TR
SW8270C/NONE	SO	076SB-0096M-0001-SO	240-18544-14	N	2,4-Dichlorophenol	150	150	150 UJ		UG/KG	V1
SW8270C/NONE	SO	076SB-0096M-0001-SO	240-18544-14	N	3,3'-Dichlorobenzidine	100	100	100 R		UG/KG	c
SW8270C/NONE	SO	076SB-0096M-0001-SO	240-18544-14	N	Benzoic acid	660	660	660 R		UG/KG	c
SW8270C/NONE	SO	076SB-0096M-0001-SO	240-18544-14	N	bis(2-Ethylhexyl) Phthalate	50.0	27.0	50.0 U	+	UG/KG	L

SW8270C/NONE	SO	076SB-0096M-0001-SO	240-18544-14	N	Di-n-Octylphthalate	50.0	50.0	50.0 UJ		UG/KG	V1
SW8270C/NONE	SO	076SB-0097M-0001-SO	240-18544-15	FD	2,4-Dichlorophenol	150	150	150 UJ		UG/KG	V1
SW8270C/NONE	SO	076SB-0097M-0001-SO	240-18544-15	FD	3,3'-Dichlorobenzidine	99.0	99.0	99.0 R		UG/KG	c
SW8270C/NONE	SO	076SB-0097M-0001-SO	240-18544-15	FD	Benzoic acid	660	660	660 R		UG/KG	c
SW8270C/NONE	SO	076SB-0097M-0001-SO	240-18544-15	FD	bis(2-Ethylhexyl) Phthalate	50.0	26.0	50.0 U	+	UG/KG	L
SW8270C/NONE	SO	076SB-0097M-0001-SO	240-18544-15	FD	Di-n-Octylphthalate	50.0	50.0	50.0 UJ		UG/KG	V1
SW8270C/NONE	SO	076SB-0098M-0001-SO	240-18544-16	N	2,4-Dichlorophenol	150	150	150 UJ		UG/KG	V1
SW8270C/NONE	SO	076SB-0098M-0001-SO	240-18544-16	N	3,3'-Dichlorobenzidine	100	100	100 R		UG/KG	c
SW8270C/NONE	SO	076SB-0098M-0001-SO	240-18544-16	N	Benzoic acid	660	660	660 R		UG/KG	c
SW8270C/NONE	SO	076SB-0098M-0001-SO	240-18544-16	N	bis(2-Ethylhexyl) Phthalate	50.0	36.0	50.0 U	+	UG/KG	L
SW8270C/NONE	SO	076SB-0098M-0001-SO	240-18544-16	N	Di-n-Octylphthalate	50.0	50.0	50.0 UJ		UG/KG	V1
SW8270C/NONE	SO	076SB-0099M-0001-SO	240-18544-17	N	2,4-Dichlorophenol	150	150	150 UJ		UG/KG	V1
SW8270C/NONE	SO	076SB-0099M-0001-SO	240-18544-17	N	2-Methylnaphthalene	6.8	4.2	4.2 J		UG/KG	TR
SW8270C/NONE	SO	076SB-0099M-0001-SO	240-18544-17	N	3,3'-Dichlorobenzidine	100	100	100 R		UG/KG	c
SW8270C/NONE	SO	076SB-0099M-0001-SO	240-18544-17	N	Benzoic acid	670	670	670 R		UG/KG	c
SW8270C/NONE	SO	076SB-0099M-0001-SO	240-18544-17	N	bis(2-Ethylhexyl) Phthalate	51.0	36.0	51.0 U	+	UG/KG	L
SW8270C/NONE	SO	076SB-0099M-0001-SO	240-18544-17	N	Di-n-Octylphthalate	51.0	51.0	51.0 UJ		UG/KG	V1
SW8270C/NONE	SO	076SB-0099M-0001-SO	240-18544-17	N	Naphthalene	6.8	5.1	5.1 J		UG/KG	TR
SW8270C/NONE	SO	076SB-0100M-0001-SO	240-18544-19	N	1,2,4-Trichlorobenzene	50.0	50.0	50.0 UJ	-	UG/KG	M
SW8270C/NONE	SO	076SB-0100M-0001-SO	240-18544-19	N	1,2-Dichlorobenzene	50.0	50.0	50.0 UJ	-	UG/KG	M
SW8270C/NONE	SO	076SB-0100M-0001-SO	240-18544-19	N	2,4-Dichlorophenol	150	150	150 UJ		UG/KG	V1
SW8270C/NONE	SO	076SB-0100M-0001-SO	240-18544-19	N	2,4-Dinitrotoluene	200	200	200 UJ	-	UG/KG	M
SW8270C/NONE	SO	076SB-0100M-0001-SO	240-18544-19	N	2-Methylnaphthalene	6.7	5.8	5.8 J		UG/KG	TR
SW8270C/NONE	SO	076SB-0100M-0001-SO	240-18544-19	N	3,3'-Dichlorobenzidine	100	100	100 R	-	UG/KG	M/c
SW8270C/NONE	SO	076SB-0100M-0001-SO	240-18544-19	N	Benzoic acid	670	670	670 R		UG/KG	m/c
SW8270C/NONE	SO	076SB-0100M-0001-SO	240-18544-19	N	bis(2-Ethylhexyl) Phthalate	50.0	21.0	50.0 U	+	UG/KG	L
SW8270C/NONE	SO	076SB-0100M-0001-SO	240-18544-19	N	Di-n-Octylphthalate	50.0	50.0	50.0 UJ		UG/KG	V1
SW8270C/NONE	SO	076SB-0100M-0001-SO	240-18544-19	N	Naphthalene	6.7	5.8	5.8 J		UG/KG	TR
SW8270C/NONE	SO	076SB-0101M-0001-SO	240-18544-20	N	2,4-Dichlorophenol	150	150	150 UJ		UG/KG	V1
SW8270C/NONE	SO	076SB-0101M-0001-SO	240-18544-20	N	2-Methylnaphthalene	6.7	5.0	5.0 J		UG/KG	TR
SW8270C/NONE	SO	076SB-0101M-0001-SO	240-18544-20	N	3,3'-Dichlorobenzidine	100	100	100 R		UG/KG	c
SW8270C/NONE	SO	076SB-0101M-0001-SO	240-18544-20	N	Benzoic acid	660	660	660 R		UG/KG	c

SW8270C/NONE	SO	076SB-0101M-0001-SO	240-18544-20	N	bis(2-Ethylhexyl) Phthalate	50.0	23.0	50.0 U	+	UG/KG	L
SW8270C/NONE	SO	076SB-0101M-0001-SO	240-18544-20	N	Di-n-Octylphthalate	50.0	50.0	50.0 UJ		UG/KG	V1
SW8270C/NONE	SO	076SB-0101M-0001-SO	240-18544-20	N	Naphthalene	6.7	5.6	5.6 J		UG/KG	TR
SW8270C/NONE	SO	076SB-0102M-0001-SO	240-18544-21	N	2,4-Dichlorophenol	150	150	150 UJ		UG/KG	V1
SW8270C/NONE	SO	076SB-0102M-0001-SO	240-18544-21	N	2-Methylnaphthalene	6.7	4.9	4.9 J		UG/KG	TR
SW8270C/NONE	SO	076SB-0102M-0001-SO	240-18544-21	N	3,3'-Dichlorobenzidine	100	100	100 R		UG/KG	c
SW8270C/NONE	SO	076SB-0102M-0001-SO	240-18544-21	N	Benzoic acid	670	670	670 R		UG/KG	c
SW8270C/NONE	SO	076SB-0102M-0001-SO	240-18544-21	N	bis(2-Ethylhexyl) Phthalate	50.0	27.0	50.0 U	+	UG/KG	L
SW8270C/NONE	SO	076SB-0102M-0001-SO	240-18544-21	N	Di-n-Octylphthalate	50.0	50.0	50.0 UJ		UG/KG	V1
SW8270C/NONE	SO	076SB-0102M-0001-SO	240-18544-21	N	Naphthalene	6.7	4.8	4.8 J		UG/KG	TR
SW8270C/NONE	SO	076SB-0103M-0001-SO	240-18544-22	FD	2,4-Dichlorophenol	150	150	150 UJ		UG/KG	V1
SW8270C/NONE	SO	076SB-0103M-0001-SO	240-18544-22	FD	2-Methylnaphthalene	6.6	3.7	3.7 J		UG/KG	TR
SW8270C/NONE	SO	076SB-0103M-0001-SO	240-18544-22	FD	3,3'-Dichlorobenzidine	100	100	100 R		UG/KG	c
SW8270C/NONE	SO	076SB-0103M-0001-SO	240-18544-22	FD	Benzoic acid	660	660	660 R		UG/KG	c
SW8270C/NONE	SO	076SB-0103M-0001-SO	240-18544-22	FD	bis(2-Ethylhexyl) Phthalate	50.0	20.0	50.0 U	+	UG/KG	L
SW8270C/NONE	SO	076SB-0103M-0001-SO	240-18544-22	FD	Di-n-Octylphthalate	50.0	50.0	50.0 UJ		UG/KG	V1
SW8270C/NONE	SO	076SB-0103M-0001-SO	240-18544-22	FD	Naphthalene	6.6	4.7	4.7 J		UG/KG	TR
SW8270C/NONE	SO	076SB-0103M-0001-SO	240-18544-22	FD	Phenanthrene	6.6	3.7	3.7 J		UG/KG	TR
SW8270C/NONE	SO	076SB-0104M-0001-SO	240-18544-23	N	2,4-Dichlorophenol	150	150	150 UJ		UG/KG	V1
SW8270C/NONE	SO	076SB-0104M-0001-SO	240-18544-23	N	2-Methylnaphthalene	6.7	4.2	4.2 J		UG/KG	TR
SW8270C/NONE	SO	076SB-0104M-0001-SO	240-18544-23	N	3,3'-Dichlorobenzidine	100	100	100 R		UG/KG	c
SW8270C/NONE	SO	076SB-0104M-0001-SO	240-18544-23	N	Benzoic acid	660	660	660 R		UG/KG	c
SW8270C/NONE	SO	076SB-0104M-0001-SO	240-18544-23	N	bis(2-Ethylhexyl) Phthalate	50.0	22.0	50.0 U	+	UG/KG	L
SW8270C/NONE	SO	076SB-0104M-0001-SO	240-18544-23	N	Di-n-Octylphthalate	50.0	50.0	50.0 UJ		UG/KG	V1
SW8270C/NONE	SO	076SB-0104M-0001-SO	240-18544-23	N	Phenanthrene	6.7	4.1	4.1 J		UG/KG	TR
SW8270C/NONE	SO	076SB-0105M-0001-SO	240-18544-24	FD	2,4-Dichlorophenol	150	150	150 UJ		UG/KG	V1
SW8270C/NONE	SO	076SB-0105M-0001-SO	240-18544-24	FD	2-Methylnaphthalene	6.6	4.7	4.7 J		UG/KG	TR
SW8270C/NONE	SO	076SB-0105M-0001-SO	240-18544-24	FD	3,3'-Dichlorobenzidine	99.0	99.0	99.0 R		UG/KG	c
SW8270C/NONE	SO	076SB-0105M-0001-SO	240-18544-24	FD	Benzoic acid	650	650	650 R		UG/KG	c
SW8270C/NONE	SO	076SB-0105M-0001-SO	240-18544-24	FD	bis(2-Ethylhexyl) Phthalate	50.0	26.0	50.0 U	+	UG/KG	L
SW8270C/NONE	SO	076SB-0105M-0001-SO	240-18544-24	FD	Di-n-Octylphthalate	50.0	50.0	50.0 UJ		UG/KG	V1
SW8270C/NONE	SO	076SB-0105M-0001-SO	240-18544-24	FD	Naphthalene	6.6	6.3	6.3 J		UG/KG	TR

SW8270C/NONE	SO	076SB-0106M-0001-SO	240-18544-25	N	1,2,4-Trichlorobenzene	50.0	50.0	50.0 UJ	-	UG/KG	I
SW8270C/NONE	SO	076SB-0106M-0001-SO	240-18544-25	N	1,2,4-Trichlorobenzene	50.0	50.0	50.0 UJ	-	UG/KG	H2
SW8270C/NONE	SO	076SB-0106M-0001-SO	240-18544-25	N	1,2-Dichlorobenzene	50.0	50.0	50.0 UJ	-	UG/KG	I
SW8270C/NONE	SO	076SB-0106M-0001-SO	240-18544-25	N	1,2-Dichlorobenzene	50.0	50.0	50.0 UJ	-	UG/KG	H2
SW8270C/NONE	SO	076SB-0106M-0001-SO	240-18544-25	N	1,3-Dichlorobenzene	50.0	50.0	50.0 UJ	-	UG/KG	H2
SW8270C/NONE	SO	076SB-0106M-0001-SO	240-18544-25	N	1,3-Dichlorobenzene	50.0	50.0	50.0 UJ	-	UG/KG	I
SW8270C/NONE	SO	076SB-0106M-0001-SO	240-18544-25	N	1,4-Dichlorobenzene	50.0	50.0	50.0 UJ	-	UG/KG	H2
SW8270C/NONE	SO	076SB-0106M-0001-SO	240-18544-25	N	1,4-Dichlorobenzene	50.0	50.0	50.0 UJ	-	UG/KG	I
SW8270C/NONE	SO	076SB-0106M-0001-SO	240-18544-25	N	2,4,5-Trichlorophenol	150	150	150 UJ	-	UG/KG	I
SW8270C/NONE	SO	076SB-0106M-0001-SO	240-18544-25	N	2,4,5-Trichlorophenol	150	150	150 UJ	-	UG/KG	H2
SW8270C/NONE	SO	076SB-0106M-0001-SO	240-18544-25	N	2,4,6-Trichlorophenol	150	150	150 UJ	-	UG/KG	H2
SW8270C/NONE	SO	076SB-0106M-0001-SO	240-18544-25	N	2,4,6-Trichlorophenol	150	150	150 UJ	-	UG/KG	I
SW8270C/NONE	SO	076SB-0106M-0001-SO	240-18544-25	N	2,4-Dichlorophenol	150	150	150 UJ	-	UG/KG	H2/V1
SW8270C/NONE	SO	076SB-0106M-0001-SO	240-18544-25	N	2,4-Dichlorophenol	150	150	150 UJ	-	UG/KG	I/V1
SW8270C/NONE	SO	076SB-0106M-0001-SO	240-18544-25	N	2,4-Dimethylphenol	150	150	150 UJ	-	UG/KG	H2
SW8270C/NONE	SO	076SB-0106M-0001-SO	240-18544-25	N	2,4-Dimethylphenol	150	150	150 UJ	-	UG/KG	I
SW8270C/NONE	SO	076SB-0106M-0001-SO	240-18544-25	N	2,4-Dinitrophenol	330	330	330 UJ	-	UG/KG	H2
SW8270C/NONE	SO	076SB-0106M-0001-SO	240-18544-25	N	2,4-Dinitrophenol	330	330	330 UJ	-	UG/KG	I
SW8270C/NONE	SO	076SB-0106M-0001-SO	240-18544-25	N	2,4-Dinitrotoluene	200	200	200 UJ	-	UG/KG	H2
SW8270C/NONE	SO	076SB-0106M-0001-SO	240-18544-25	N	2,4-Dinitrotoluene	200	200	200 UJ	-	UG/KG	I
SW8270C/NONE	SO	076SB-0106M-0001-SO	240-18544-25	N	2,6-Dinitrotoluene	200	200	200 UJ	-	UG/KG	I
SW8270C/NONE	SO	076SB-0106M-0001-SO	240-18544-25	N	2,6-Dinitrotoluene	200	200	200 UJ	-	UG/KG	H2
SW8270C/NONE	SO	076SB-0106M-0001-SO	240-18544-25	N	2-Chloronaphthalene	50.0	50.0	50.0 UJ	-	UG/KG	I
SW8270C/NONE	SO	076SB-0106M-0001-SO	240-18544-25	N	2-Chloronaphthalene	50.0	50.0	50.0 UJ	-	UG/KG	H2
SW8270C/NONE	SO	076SB-0106M-0001-SO	240-18544-25	N	2-Chlorophenol	50.0	50.0	50.0 UJ	-	UG/KG	H2
SW8270C/NONE	SO	076SB-0106M-0001-SO	240-18544-25	N	2-Chlorophenol	50.0	50.0	50.0 UJ	-	UG/KG	I
SW8270C/NONE	SO	076SB-0106M-0001-SO	240-18544-25	N	2-Methylnaphthalene	6.6	4.6	4.6 J	-	UG/KG	H2/TR
SW8270C/NONE	SO	076SB-0106M-0001-SO	240-18544-25	N	2-Methylnaphthalene	6.6	4.2	4.2 J	-	UG/KG	I/TR
SW8270C/NONE	SO	076SB-0106M-0001-SO	240-18544-25	N	2-Methylphenol (o-Cresol)	200	200	200 UJ	-	UG/KG	I
SW8270C/NONE	SO	076SB-0106M-0001-SO	240-18544-25	N	2-Methylphenol (o-Cresol)	200	200	200 UJ	-	UG/KG	H2
SW8270C/NONE	SO	076SB-0106M-0001-SO	240-18544-25	N	2-Nitroaniline	200	200	200 UJ	-	UG/KG	I
SW8270C/NONE	SO	076SB-0106M-0001-SO	240-18544-25	N	2-Nitroaniline	200	200	200 UJ	-	UG/KG	H2
SW8270C/NONE	SO	076SB-0106M-0001-SO	240-18544-25	N	2-Nitrophenol	50.0	50.0	50.0 UJ	-	UG/KG	H2

SW8270C/NONE	SO	076SB-0106M-0001-SO	240-18544-25	N	2-Nitrophenol	50.0	50.0	50.0 UJ	-	UG/KG	I
SW8270C/NONE	SO	076SB-0106M-0001-SO	240-18544-25	N	3,3'-Dichlorobenzidine	99.0	99.0	99.0 R	-	UG/KG	I/c
SW8270C/NONE	SO	076SB-0106M-0001-SO	240-18544-25	N	3,3'-Dichlorobenzidine	99.0	99.0	99.0 R	-	UG/KG	H2/c
SW8270C/NONE	SO	076SB-0106M-0001-SO	240-18544-25	N	3-Nitroaniline	200	200	200 UJ	-	UG/KG	I
SW8270C/NONE	SO	076SB-0106M-0001-SO	240-18544-25	N	3-Nitroaniline	200	200	200 UJ	-	UG/KG	H2
SW8270C/NONE	SO	076SB-0106M-0001-SO	240-18544-25	N	4,6-Dinitro-2-Methylphenol	150	150	150 UJ	-	UG/KG	H2
SW8270C/NONE	SO	076SB-0106M-0001-SO	240-18544-25	N	4,6-Dinitro-2-Methylphenol	150	150	150 UJ	-	UG/KG	I
SW8270C/NONE	SO	076SB-0106M-0001-SO	240-18544-25	N	4-Bromophenyl phenyl ether	50.0	50.0	50.0 UJ	-	UG/KG	I
SW8270C/NONE	SO	076SB-0106M-0001-SO	240-18544-25	N	4-Bromophenyl phenyl ether	50.0	50.0	50.0 UJ	-	UG/KG	H2
SW8270C/NONE	SO	076SB-0106M-0001-SO	240-18544-25	N	4-Chloro-3-Methylphenol	150	150	150 UJ	-	UG/KG	I
SW8270C/NONE	SO	076SB-0106M-0001-SO	240-18544-25	N	4-Chloro-3-Methylphenol	150	150	150 UJ	-	UG/KG	H2
SW8270C/NONE	SO	076SB-0106M-0001-SO	240-18544-25	N	4-Chloroaniline	150	150	150 UJ	-	UG/KG	I
SW8270C/NONE	SO	076SB-0106M-0001-SO	240-18544-25	N	4-Chloroaniline	150	150	150 UJ	-	UG/KG	H2
SW8270C/NONE	SO	076SB-0106M-0001-SO	240-18544-25	N	4-Chlorophenyl Phenyl Ether	50.0	50.0	50.0 UJ	-	UG/KG	I
SW8270C/NONE	SO	076SB-0106M-0001-SO	240-18544-25	N	4-Chlorophenyl Phenyl Ether	50.0	50.0	50.0 UJ	-	UG/KG	H2
SW8270C/NONE	SO	076SB-0106M-0001-SO	240-18544-25	N	4-Nitroaniline	200	200	200 UJ	-	UG/KG	H2
SW8270C/NONE	SO	076SB-0106M-0001-SO	240-18544-25	N	4-Nitroaniline	200	200	200 UJ	-	UG/KG	I
SW8270C/NONE	SO	076SB-0106M-0001-SO	240-18544-25	N	4-Nitrophenol	330	330	330 UJ	-	UG/KG	H2
SW8270C/NONE	SO	076SB-0106M-0001-SO	240-18544-25	N	4-Nitrophenol	330	330	330 UJ	-	UG/KG	I
SW8270C/NONE	SO	076SB-0106M-0001-SO	240-18544-25	N	Acenaphthene	6.6	6.6	6.6 UJ	-	UG/KG	H2
SW8270C/NONE	SO	076SB-0106M-0001-SO	240-18544-25	N	Acenaphthene	6.6	6.6	6.6 UJ	-	UG/KG	I
SW8270C/NONE	SO	076SB-0106M-0001-SO	240-18544-25	N	Acenaphthylene	6.6	6.6	6.6 UJ	-	UG/KG	H2
SW8270C/NONE	SO	076SB-0106M-0001-SO	240-18544-25	N	Acenaphthylene	6.6	6.6	6.6 UJ	-	UG/KG	I
SW8270C/NONE	SO	076SB-0106M-0001-SO	240-18544-25	N	Anthracene	6.6	6.6	6.6 UJ	-	UG/KG	H2
SW8270C/NONE	SO	076SB-0106M-0001-SO	240-18544-25	N	Anthracene	6.6	6.6	6.6 UJ	-	UG/KG	I
SW8270C/NONE	SO	076SB-0106M-0001-SO	240-18544-25	N	Benzo(a)anthracene	6.6	6.6	6.6 UJ	-	UG/KG	H2
SW8270C/NONE	SO	076SB-0106M-0001-SO	240-18544-25	N	Benzo(a)anthracene	6.6	6.6	6.6 UJ	-	UG/KG	I
SW8270C/NONE	SO	076SB-0106M-0001-SO	240-18544-25	N	Benzo(a)pyrene	6.6	6.6	6.6 UJ	-	UG/KG	I
SW8270C/NONE	SO	076SB-0106M-0001-SO	240-18544-25	N	Benzo(a)pyrene	6.6	6.6	6.6 UJ	-	UG/KG	H2
SW8270C/NONE	SO	076SB-0106M-0001-SO	240-18544-25	N	Benzo(b)fluoranthene	6.6	6.6	6.6 UJ	-	UG/KG	I
SW8270C/NONE	SO	076SB-0106M-0001-SO	240-18544-25	N	Benzo(b)fluoranthene	6.6	6.6	6.6 UJ	-	UG/KG	H2
SW8270C/NONE	SO	076SB-0106M-0001-SO	240-18544-25	N	Benzo(g,h,i)perylene	6.6	6.6	6.6 UJ	-	UG/KG	H2
SW8270C/NONE	SO	076SB-0106M-0001-SO	240-18544-25	N	Benzo(g,h,i)perylene	6.6	6.6	6.6 UJ	-	UG/KG	I

SW8270C/NONE	SO	076SB-0106M-0001-SO	240-18544-25	N	Benzo(k)fluoranthene	6.6	6.6	6.6 UJ	-	UG/KG	I
SW8270C/NONE	SO	076SB-0106M-0001-SO	240-18544-25	N	Benzo(k)fluoranthene	6.6	6.6	6.6 UJ	-	UG/KG	H2
SW8270C/NONE	SO	076SB-0106M-0001-SO	240-18544-25	N	Benzoic acid	650	650	650 R	-	UG/KG	H2/c
SW8270C/NONE	SO	076SB-0106M-0001-SO	240-18544-25	N	Benzoic acid	650	650	650 R	-	UG/KG	I/c
SW8270C/NONE	SO	076SB-0106M-0001-SO	240-18544-25	N	Benzyl alcohol	330	330	330 UJ	-	UG/KG	H2
SW8270C/NONE	SO	076SB-0106M-0001-SO	240-18544-25	N	Benzyl alcohol	330	330	330 UJ	-	UG/KG	I
SW8270C/NONE	SO	076SB-0106M-0001-SO	240-18544-25	N	Benzyl butyl phthalate	50.0	50.0	50.0 UJ	-	UG/KG	I
SW8270C/NONE	SO	076SB-0106M-0001-SO	240-18544-25	N	Benzyl butyl phthalate	50.0	50.0	50.0 UJ	-	UG/KG	H2
SW8270C/NONE	SO	076SB-0106M-0001-SO	240-18544-25	N	bis(2-Chloroethoxy) Methane	99.0	99.0	99.0 UJ	-	UG/KG	I
SW8270C/NONE	SO	076SB-0106M-0001-SO	240-18544-25	N	bis(2-Chloroethoxy) Methane	99.0	99.0	99.0 UJ	-	UG/KG	H2
SW8270C/NONE	SO	076SB-0106M-0001-SO	240-18544-25	N	bis(2-Chloroethyl) Ether (2-Chloroethyl Ether)	99.0	99.0	99.0 UJ	-	UG/KG	H2
SW8270C/NONE	SO	076SB-0106M-0001-SO	240-18544-25	N	bis(2-Chloroethyl) Ether (2-Chloroethyl Ether)	99.0	99.0	99.0 UJ	-	UG/KG	I
SW8270C/NONE	SO	076SB-0106M-0001-SO	240-18544-25	N	bis(2-Chloroisopropyl) Ether	99.0	99.0	99.0 UJ	-	UG/KG	I
SW8270C/NONE	SO	076SB-0106M-0001-SO	240-18544-25	N	bis(2-Chloroisopropyl) Ether	99.0	99.0	99.0 UJ	-	UG/KG	H2
SW8270C/NONE	SO	076SB-0106M-0001-SO	240-18544-25	N	bis(2-Ethylhexyl) Phthalate	50.0	25.0	50.0 UJ		UG/KG	L/I
SW8270C/NONE	SO	076SB-0106M-0001-SO	240-18544-25	N	bis(2-Ethylhexyl) Phthalate	50.0	21.0	21.0 J	-	UG/KG	H2/TR
SW8270C/NONE	SO	076SB-0106M-0001-SO	240-18544-25	N	Carbazole	50.0	50.0	50.0 UJ	-	UG/KG	H2
SW8270C/NONE	SO	076SB-0106M-0001-SO	240-18544-25	N	Carbazole	50.0	50.0	50.0 UJ	-	UG/KG	I
SW8270C/NONE	SO	076SB-0106M-0001-SO	240-18544-25	N	Chrysene	6.6	6.6	6.6 UJ	-	UG/KG	I
SW8270C/NONE	SO	076SB-0106M-0001-SO	240-18544-25	N	Chrysene	6.6	6.6	6.6 UJ	-	UG/KG	H2
SW8270C/NONE	SO	076SB-0106M-0001-SO	240-18544-25	N	Cresols, m & p	400	400	400 UJ	-	UG/KG	H2
SW8270C/NONE	SO	076SB-0106M-0001-SO	240-18544-25	N	Cresols, m & p	400	400	400 UJ	-	UG/KG	I
SW8270C/NONE	SO	076SB-0106M-0001-SO	240-18544-25	N	Dibenz(a,h)anthracene	6.6	6.6	6.6 UJ	-	UG/KG	H2
SW8270C/NONE	SO	076SB-0106M-0001-SO	240-18544-25	N	Dibenz(a,h)anthracene	6.6	6.6	6.6 UJ	-	UG/KG	I
SW8270C/NONE	SO	076SB-0106M-0001-SO	240-18544-25	N	Dibenzofuran	50.0	50.0	50.0 UJ	-	UG/KG	H2
SW8270C/NONE	SO	076SB-0106M-0001-SO	240-18544-25	N	Dibenzofuran	50.0	50.0	50.0 UJ	-	UG/KG	I
SW8270C/NONE	SO	076SB-0106M-0001-SO	240-18544-25	N	Diethyl Phthalate	50.0	50.0	50.0 UJ	-	UG/KG	H2
SW8270C/NONE	SO	076SB-0106M-0001-SO	240-18544-25	N	Diethyl Phthalate	50.0	50.0	50.0 UJ	-	UG/KG	I
SW8270C/NONE	SO	076SB-0106M-0001-SO	240-18544-25	N	Dimethyl Phthalate	50.0	50.0	50.0 UJ	-	UG/KG	H2
SW8270C/NONE	SO	076SB-0106M-0001-SO	240-18544-25	N	Dimethyl Phthalate	50.0	50.0	50.0 UJ	-	UG/KG	I
SW8270C/NONE	SO	076SB-0106M-0001-SO	240-18544-25	N	Di-n-Butyl Phthalate	50.0	50.0	50.0 UJ	-	UG/KG	H2
SW8270C/NONE	SO	076SB-0106M-0001-SO	240-18544-25	N	Di-n-Butyl Phthalate	50.0	50.0	50.0 UJ	-	UG/KG	I
SW8270C/NONE	SO	076SB-0106M-0001-SO	240-18544-25	N	Di-n-Octylphthalate	50.0	50.0	50.0 UJ	-	UG/KG	I/V1

SW8270C/NONE	SO	076SB-0106M-0001-SO	240-18544-25	N	Di-n-Octylphthalate	50.0	50.0	50.0 UJ	-	UG/KG	H2/V1
SW8270C/NONE	SO	076SB-0106M-0001-SO	240-18544-25	N	Fluoranthene	6.6	6.6	6.6 UJ	-	UG/KG	H2
SW8270C/NONE	SO	076SB-0106M-0001-SO	240-18544-25	N	Fluoranthene	6.6	6.6	6.6 UJ	-	UG/KG	I
SW8270C/NONE	SO	076SB-0106M-0001-SO	240-18544-25	N	Fluorene	6.6	6.6	6.6 UJ	-	UG/KG	I
SW8270C/NONE	SO	076SB-0106M-0001-SO	240-18544-25	N	Fluorene	6.6	6.6	6.6 UJ	-	UG/KG	H2
SW8270C/NONE	SO	076SB-0106M-0001-SO	240-18544-25	N	Hexachlorobenzene	6.6	6.6	6.6 UJ	-	UG/KG	I
SW8270C/NONE	SO	076SB-0106M-0001-SO	240-18544-25	N	Hexachlorobenzene	6.6	6.6	6.6 UJ	-	UG/KG	H2
SW8270C/NONE	SO	076SB-0106M-0001-SO	240-18544-25	N	Hexachlorobutadiene	50.0	50.0	50.0 UJ	-	UG/KG	H2
SW8270C/NONE	SO	076SB-0106M-0001-SO	240-18544-25	N	Hexachlorobutadiene	50.0	50.0	50.0 UJ	-	UG/KG	I
SW8270C/NONE	SO	076SB-0106M-0001-SO	240-18544-25	N	Hexachlorocyclopentadiene	330	330	330 UJ	-	UG/KG	I
SW8270C/NONE	SO	076SB-0106M-0001-SO	240-18544-25	N	Hexachlorocyclopentadiene	330	330	330 UJ	-	UG/KG	H2
SW8270C/NONE	SO	076SB-0106M-0001-SO	240-18544-25	N	Hexachloroethane	50.0	50.0	50.0 UJ	-	UG/KG	H2
SW8270C/NONE	SO	076SB-0106M-0001-SO	240-18544-25	N	Hexachloroethane	50.0	50.0	50.0 UJ	-	UG/KG	I
SW8270C/NONE	SO	076SB-0106M-0001-SO	240-18544-25	N	Indeno(1,2,3-c,d)Pyrene	6.6	6.6	6.6 UJ	-	UG/KG	I
SW8270C/NONE	SO	076SB-0106M-0001-SO	240-18544-25	N	Indeno(1,2,3-c,d)Pyrene	6.6	6.6	6.6 UJ	-	UG/KG	H2
SW8270C/NONE	SO	076SB-0106M-0001-SO	240-18544-25	N	Isophorone	50.0	50.0	50.0 UJ	-	UG/KG	H2
SW8270C/NONE	SO	076SB-0106M-0001-SO	240-18544-25	N	Isophorone	50.0	33.0	33.0 J	-	UG/KG	I/TR
SW8270C/NONE	SO	076SB-0106M-0001-SO	240-18544-25	N	Naphthalene	6.6	5.7	5.7 J	-	UG/KG	H2/TR
SW8270C/NONE	SO	076SB-0106M-0001-SO	240-18544-25	N	Naphthalene	6.6	4.5	4.5 J	-	UG/KG	I/TR
SW8270C/NONE	SO	076SB-0106M-0001-SO	240-18544-25	N	Nitrobenzene	99.0	99.0	99.0 UJ	-	UG/KG	H2
SW8270C/NONE	SO	076SB-0106M-0001-SO	240-18544-25	N	Nitrobenzene	99.0	99.0	99.0 UJ	-	UG/KG	I
SW8270C/NONE	SO	076SB-0106M-0001-SO	240-18544-25	N	n-Nitrosodi-n-propylamine	50.0	50.0	50.0 UJ	-	UG/KG	I
SW8270C/NONE	SO	076SB-0106M-0001-SO	240-18544-25	N	n-Nitrosodi-n-propylamine	50.0	50.0	50.0 UJ	-	UG/KG	H2
SW8270C/NONE	SO	076SB-0106M-0001-SO	240-18544-25	N	n-Nitrosodiphenylamine	50.0	50.0	50.0 UJ	-	UG/KG	I
SW8270C/NONE	SO	076SB-0106M-0001-SO	240-18544-25	N	n-Nitrosodiphenylamine	50.0	50.0	50.0 UJ	-	UG/KG	H2
SW8270C/NONE	SO	076SB-0106M-0001-SO	240-18544-25	N	Pentachlorophenol	150	150	150 UJ	-	UG/KG	H2
SW8270C/NONE	SO	076SB-0106M-0001-SO	240-18544-25	N	Pentachlorophenol	150	150	150 UJ	-	UG/KG	I
SW8270C/NONE	SO	076SB-0106M-0001-SO	240-18544-25	N	Phenanthrene	6.6	6.6	6.6 UJ	-	UG/KG	H2
SW8270C/NONE	SO	076SB-0106M-0001-SO	240-18544-25	N	Phenanthrene	6.6	6.6	6.6 UJ	-	UG/KG	I
SW8270C/NONE	SO	076SB-0106M-0001-SO	240-18544-25	N	Phenol	50.0	50.0	50.0 UJ	-	UG/KG	I
SW8270C/NONE	SO	076SB-0106M-0001-SO	240-18544-25	N	Phenol	50.0	50.0	50.0 UJ	-	UG/KG	H2
SW8270C/NONE	SO	076SB-0106M-0001-SO	240-18544-25	N	Pyrene	6.6	6.6	6.6 UJ	-	UG/KG	H2
SW8270C/NONE	SO	076SB-0106M-0001-SO	240-18544-25	N	Pyrene	6.6	6.6	6.6 UJ	-	UG/KG	I

SW8270C/NONE	SO	076SB-0107M-0001-SO	240-18544-26	FD	2,4-Dichlorophenol	150	150	150 UJ		UG/KG	V1
SW8270C/NONE	SO	076SB-0107M-0001-SO	240-18544-26	FD	2-Methylnaphthalene	6.7	4.7	4.7 J		UG/KG	TR
SW8270C/NONE	SO	076SB-0107M-0001-SO	240-18544-26	FD	3,3'-Dichlorobenzidine	100	100	100 R		UG/KG	c
SW8270C/NONE	SO	076SB-0107M-0001-SO	240-18544-26	FD	Benzoic acid	660	660	660 R		UG/KG	c
SW8270C/NONE	SO	076SB-0107M-0001-SO	240-18544-26	FD	bis(2-Ethylhexyl) Phthalate	50.0	25.0	50.0 U	+	UG/KG	L
SW8270C/NONE	SO	076SB-0107M-0001-SO	240-18544-26	FD	Di-n-Octylphthalate	50.0	50.0	50.0 UJ		UG/KG	V1
SW8270C/NONE	SO	076SB-0108M-0001-SO	240-18544-27	N	2,4-Dichlorophenol	150	150	150 UJ		UG/KG	V1
SW8270C/NONE	SO	076SB-0108M-0001-SO	240-18544-27	N	2-Methylnaphthalene	6.7	4.8	4.8 J		UG/KG	TR
SW8270C/NONE	SO	076SB-0108M-0001-SO	240-18544-27	N	3,3'-Dichlorobenzidine	100	100	100 R		UG/KG	c
SW8270C/NONE	SO	076SB-0108M-0001-SO	240-18544-27	N	Benzoic acid	660	660	660 R		UG/KG	c
SW8270C/NONE	SO	076SB-0108M-0001-SO	240-18544-27	N	bis(2-Ethylhexyl) Phthalate	50.0	19.0	50.0 U	+	UG/KG	L
SW8270C/NONE	SO	076SB-0108M-0001-SO	240-18544-27	N	Di-n-Octylphthalate	50.0	50.0	50.0 UJ		UG/KG	V1
SW8270C/NONE	SO	076SB-0109M-0001-SO	240-18544-28	N	2,4-Dichlorophenol	150	150	150 UJ		UG/KG	V1
SW8270C/NONE	SO	076SB-0109M-0001-SO	240-18544-28	N	2-Methylnaphthalene	6.7	5.0	5.0 J		UG/KG	TR
SW8270C/NONE	SO	076SB-0109M-0001-SO	240-18544-28	N	3,3'-Dichlorobenzidine	100	100	100 R		UG/KG	c
SW8270C/NONE	SO	076SB-0109M-0001-SO	240-18544-28	N	Benzoic acid	660	660	660 R		UG/KG	c
SW8270C/NONE	SO	076SB-0109M-0001-SO	240-18544-28	N	bis(2-Ethylhexyl) Phthalate	50.0	21.0	50.0 U	+	UG/KG	L
SW8270C/NONE	SO	076SB-0109M-0001-SO	240-18544-28	N	Di-n-Octylphthalate	50.0	50.0	50.0 UJ		UG/KG	V1
SW8270C/NONE	SO	076SB-0109M-0001-SO	240-18544-28	N	Naphthalene	6.7	5.4	5.4 J		UG/KG	TR
SW8270C/NONE	SO	076SB-0110M-0001-SO	240-18544-29	N	2,4-Dichlorophenol	150	150	150 UJ		UG/KG	V1
SW8270C/NONE	SO	076SB-0110M-0001-SO	240-18544-29	N	3,3'-Dichlorobenzidine	99.0	99.0	99.0 R		UG/KG	c
SW8270C/NONE	SO	076SB-0110M-0001-SO	240-18544-29	N	Benzoic acid	660	660	660 R		UG/KG	c
SW8270C/NONE	SO	076SB-0110M-0001-SO	240-18544-29	N	bis(2-Ethylhexyl) Phthalate	50.0	36.0	50.0 U	+	UG/KG	L
SW8270C/NONE	SO	076SB-0110M-0001-SO	240-18544-29	N	Dibenzofuran	50.0	3.4	3.4 J		UG/KG	TR/d
SW8270C/NONE	SO	076SB-0110M-0001-SO	240-18544-29	N	Di-n-Octylphthalate	50.0	50.0	50.0 UJ		UG/KG	V1
SW8270C/NONE	SO	076SB-0110M-0001-SO	240-18544-29	N	Fluoranthene	6.6	22.0	22.0 J		UG/KG	d
SW8270C/NONE	SO	076SB-0110M-0001-SO	240-18544-29	N	Pyrene	6.6	20.0	20.0 J		UG/KG	d
SW8270C/NONE	SO	076SB-0111M-0001-SO	240-18544-30	FD	2,4-Dichlorophenol	150	150	150 UJ		UG/KG	V1
SW8270C/NONE	SO	076SB-0111M-0001-SO	240-18544-30	FD	3,3'-Dichlorobenzidine	100	100	100 R		UG/KG	c
SW8270C/NONE	SO	076SB-0111M-0001-SO	240-18544-30	FD	Benzoic acid	660	660	660 R		UG/KG	c
SW8270C/NONE	SO	076SB-0111M-0001-SO	240-18544-30	FD	bis(2-Ethylhexyl) Phthalate	50.0	23.0	50.0 U	+	UG/KG	L
SW8270C/NONE	SO	076SB-0111M-0001-SO	240-18544-30	FD	Dibenzofuran	50.0	8.5	8.5 J		UG/KG	TR/d

SW8270C/NONE	SO	076SB-0111M-0001-SO	240-18544-30	FD	Di-n-Octylphthalate	50.0	50.0	50.0 UJ		UG/KG	V1
SW8270C/NONE	SO	076SB-0111M-0001-SO	240-18544-30	FD	Fluoranthene	6.6	64.0	64.0 J		UG/KG	d
SW8270C/NONE	SO	076SB-0111M-0001-SO	240-18544-30	FD	Pyrene	6.6	50.0	50.0 J		UG/KG	d
SW8270C/NONE	SO	076SB-0112M-0001-SO	240-18544-31	N	2,4-Dichlorophenol	3000	3000	3000 UJ		UG/KG	V1
SW8270C/NONE	SO	076SB-0112M-0001-SO	240-18544-31	N	3,3'-Dichlorobenzidine	2000	2000	2000 R		UG/KG	c
SW8270C/NONE	SO	076SB-0112M-0001-SO	240-18544-31	N	Benzo(g,h,i)perylene	130	120	120 J		UG/KG	TR
SW8270C/NONE	SO	076SB-0112M-0001-SO	240-18544-31	N	Benzo(k)fluoranthene	130	110	110 J		UG/KG	TR
SW8270C/NONE	SO	076SB-0112M-0001-SO	240-18544-31	N	Benzoic acid	13000	13000	13000 R		UG/KG	c
SW8270C/NONE	SO	076SB-0112M-0001-SO	240-18544-31	N	Chrysene	130	160	160 J		UG/KG	d
SW8270C/NONE	SO	076SB-0112M-0001-SO	240-18544-31	N	Di-n-Octylphthalate	990	990	990 UJ		UG/KG	V1
SW8270C/NONE	SO	076SB-0112M-0001-SO	240-18544-31	N	Indeno(1,2,3-c,d)Pyrene	130	83.0	83.0 J		UG/KG	TR
SW8270C/NONE	SO	076SB-0112M-0001-SO	240-18544-31	N	Phenanthrene	130	280	280 J		UG/KG	d
SW8270C/NONE	SO	076SB-0113M-0001-SO	240-18544-32	FD	2,4-Dichlorophenol	3000	3000	3000 UJ		UG/KG	V1
SW8270C/NONE	SO	076SB-0113M-0001-SO	240-18544-32	FD	3,3'-Dichlorobenzidine	2000	2000	2000 R		UG/KG	c
SW8270C/NONE	SO	076SB-0113M-0001-SO	240-18544-32	FD	Benzo(k)fluoranthene	130	110	110 J		UG/KG	TR
SW8270C/NONE	SO	076SB-0113M-0001-SO	240-18544-32	FD	Benzoic acid	13000	13000	13000 R		UG/KG	c
SW8270C/NONE	SO	076SB-0113M-0001-SO	240-18544-32	FD	Chrysene	130	280	280 J		UG/KG	d
SW8270C/NONE	SO	076SB-0113M-0001-SO	240-18544-32	FD	Di-n-Octylphthalate	1000	1000	1000 UJ		UG/KG	V1
SW8270C/NONE	SO	076SB-0113M-0001-SO	240-18544-32	FD	Indeno(1,2,3-c,d)Pyrene	130	120	120 J		UG/KG	TR
SW8270C/NONE	SO	076SB-0113M-0001-SO	240-18544-32	FD	Phenanthrene	130	470	470 J		UG/KG	d
SW8270C/NONE	SO	076SB-0114M-0001-SO	240-18544-33	N	2,4-Dichlorophenol	150	150	150 UJ		UG/KG	V1
SW8270C/NONE	SO	076SB-0114M-0001-SO	240-18544-33	N	3,3'-Dichlorobenzidine	100	100	100 R		UG/KG	c
SW8270C/NONE	SO	076SB-0114M-0001-SO	240-18544-33	N	Anthracene	6.7	4.5	4.5 J		UG/KG	TR/d
SW8270C/NONE	SO	076SB-0114M-0001-SO	240-18544-33	N	Benzo(k)fluoranthene	6.7	8.6	8.6 J		UG/KG	d
SW8270C/NONE	SO	076SB-0114M-0001-SO	240-18544-33	N	Benzoic acid	660	660	660 R		UG/KG	c
SW8270C/NONE	SO	076SB-0114M-0001-SO	240-18544-33	N	bis(2-Ethylhexyl) Phthalate	50.0	26.0	50.0 U	+	UG/KG	L
SW8270C/NONE	SO	076SB-0114M-0001-SO	240-18544-33	N	Chrysene	6.7	28.0	28.0 J		UG/KG	d
SW8270C/NONE	SO	076SB-0114M-0001-SO	240-18544-33	N	Dibenzofuran	50.0	4.2	4.2 J		UG/KG	TR
SW8270C/NONE	SO	076SB-0114M-0001-SO	240-18544-33	N	Di-n-Octylphthalate	50.0	50.0	50.0 UJ		UG/KG	V1
SW8270C/NONE	SO	076SB-0114M-0001-SO	240-18544-33	N	Phenanthrene	6.7	34.0	34.0 J		UG/KG	d
SW8270C/NONE	SO	076SB-0115M-0001-SO	240-18544-34	FD	2,4-Dichlorophenol	150	150	150 UJ		UG/KG	V1
SW8270C/NONE	SO	076SB-0115M-0001-SO	240-18544-34	FD	3,3'-Dichlorobenzidine	99.0	99.0	99.0 R		UG/KG	c

SW8270C/NONE	SO	076SB-0115M-0001-SO	240-18544-34	FD	Anthracene	6.6	9.1	9.1 J		UG/KG	d
SW8270C/NONE	SO	076SB-0115M-0001-SO	240-18544-34	FD	Benzo(k)fluoranthene	6.6	19.0	19.0 J		UG/KG	d
SW8270C/NONE	SO	076SB-0115M-0001-SO	240-18544-34	FD	Benzoic acid	650	650	650 R		UG/KG	c
SW8270C/NONE	SO	076SB-0115M-0001-SO	240-18544-34	FD	bis(2-Ethylhexyl) Phthalate	49.0	25.0	49.0 U	+	UG/KG	L
SW8270C/NONE	SO	076SB-0115M-0001-SO	240-18544-34	FD	Chrysene	6.6	39.0	39.0 J		UG/KG	d
SW8270C/NONE	SO	076SB-0115M-0001-SO	240-18544-34	FD	Dibenzofuran	49.0	5.7	5.7 J		UG/KG	TR
SW8270C/NONE	SO	076SB-0115M-0001-SO	240-18544-34	FD	Di-n-Octylphthalate	49.0	49.0	49.0 UJ		UG/KG	V1
SW8270C/NONE	SO	076SB-0115M-0001-SO	240-18544-34	FD	Fluorene	6.6	4.5	4.5 J		UG/KG	TR
SW8270C/NONE	SO	076SB-0115M-0001-SO	240-18544-34	FD	Phenanthrene	6.6	52.0	52.0 J		UG/KG	d

Detected Results

M8015D/NONE	SO	072SB-0066-0001-SO	240-18544-4	N	C10-C20 Diesel Range Organics	19.0	12.0	12.0 J	MG/KG	TR
M8015D/NONE	SO	072SB-0066-0001-SO	240-18544-4	N	C20-C34 Motor Oil Range Organics	19.0	26.0	26.0	MG/KG	
M8015D/NONE	SO	072SB-0067-0001-SO	240-18544-5	N	C10-C20 Diesel Range Organics	180	990	990	MG/KG	
M8015D/NONE	SO	072SB-0067-0001-SO	240-18544-5	N	C20-C34 Motor Oil Range Organics	180	160	160 J	MG/KG	TR
M8015V/NONE	SO	072SB-0067-0001-SO	240-18544-5	N	Petroleum Hydrocarbons C6-C12	4400	6700	6700	UG/KG	
SW6020/NONE	SO	072SB-0064-0001-SO	240-18544-2	FD	Silver	0.090	0.028	0.028 J	MG/KG	TR
SW6020/NONE	SO	072SB-0064-0001-SO	240-18544-2	FD	Aluminum	2.7	5500	5500	MG/KG	
SW6020/NONE	SO	072SB-0064-0001-SO	240-18544-2	FD	Arsenic	0.090	10.0	10.0	MG/KG	
SW6020/NONE	SO	072SB-0064-0001-SO	240-18544-2	FD	Barium	0.90	23.0	23.0	MG/KG	
SW6020/NONE	SO	072SB-0064-0001-SO	240-18544-2	FD	Beryllium	0.090	0.38	0.38	MG/KG	
SW6020/NONE	SO	072SB-0064-0001-SO	240-18544-2	FD	Calcium	9.0	1100	1100	MG/KG	
SW6020/NONE	SO	072SB-0064-0001-SO	240-18544-2	FD	Cadmium	0.090	0.19	0.19	MG/KG	
SW6020/NONE	SO	072SB-0064-0001-SO	240-18544-2	FD	Cobalt	0.045	7.6	7.6	MG/KG	
SW6020/NONE	SO	072SB-0064-0001-SO	240-18544-2	FD	Chromium	0.18	9.0	9.0	MG/KG	
SW6020/NONE	SO	072SB-0064-0001-SO	240-18544-2	FD	Copper	0.18	14.0	14.0	MG/KG	
SW6020/NONE	SO	072SB-0064-0001-SO	240-18544-2	FD	Iron	4.5	18000	18000	MG/KG	
SW6020/NONE	SO	072SB-0064-0001-SO	240-18544-2	FD	Potassium	9.0	960	960	MG/KG	
SW6020/NONE	SO	072SB-0064-0001-SO	240-18544-2	FD	Magnesium	9.0	1700	1700	MG/KG	
SW6020/NONE	SO	072SB-0064-0001-SO	240-18544-2	FD	Manganese	0.45	420	420 J	MG/KG	d
SW6020/NONE	SO	072SB-0064-0001-SO	240-18544-2	FD	Sodium	9.0	27.0	27.0	MG/KG	
SW6020/NONE	SO	072SB-0064-0001-SO	240-18544-2	FD	Nickel	0.090	19.0	19.0	MG/KG	
SW6020/NONE	SO	072SB-0064-0001-SO	240-18544-2	FD	Lead	0.090	9.7	9.7	MG/KG	
SW6020/NONE	SO	072SB-0064-0001-SO	240-18544-2	FD	Antimony	0.18	0.061	0.061 J	MG/KG	TR
SW6020/NONE	SO	072SB-0064-0001-SO	240-18544-2	FD	Selenium	0.45	0.21	0.21 J	MG/KG	TR
SW6020/NONE	SO	072SB-0064-0001-SO	240-18544-2	FD	Thallium	0.090	0.13	0.13	MG/KG	
SW6020/NONE	SO	072SB-0064-0001-SO	240-18544-2	FD	Vanadium	0.090	9.6	9.6	MG/KG	

SW6020/NONE	SO	072SB-0064-0001-SO	240-18544-2	FD	Zinc	0.45	52.0	52.0	MG/KG	
SW6020/NONE	SO	072SB-0065-0001-SO	240-18544-3	N	Silver	0.11	0.028	0.028 J	MG/KG	TR
SW6020/NONE	SO	072SB-0065-0001-SO	240-18544-3	N	Aluminum	3.2	5600	5600	MG/KG	
SW6020/NONE	SO	072SB-0065-0001-SO	240-18544-3	N	Arsenic	0.11	9.7	9.7	MG/KG	
SW6020/NONE	SO	072SB-0065-0001-SO	240-18544-3	N	Barium	1.1	20.0	20.0	MG/KG	
SW6020/NONE	SO	072SB-0065-0001-SO	240-18544-3	N	Beryllium	0.11	0.37	0.37	MG/KG	
SW6020/NONE	SO	072SB-0065-0001-SO	240-18544-3	N	Calcium	11.0	18000	18000	MG/KG	
SW6020/NONE	SO	072SB-0065-0001-SO	240-18544-3	N	Cadmium	0.11	0.12	0.12	MG/KG	
SW6020/NONE	SO	072SB-0065-0001-SO	240-18544-3	N	Cobalt	0.053	6.4	6.4	MG/KG	
SW6020/NONE	SO	072SB-0065-0001-SO	240-18544-3	N	Chromium	0.21	9.4	9.4	MG/KG	
SW6020/NONE	SO	072SB-0065-0001-SO	240-18544-3	N	Copper	0.21	13.0	13.0	MG/KG	
SW6020/NONE	SO	072SB-0065-0001-SO	240-18544-3	N	Iron	5.3	18000	18000	MG/KG	
SW6020/NONE	SO	072SB-0065-0001-SO	240-18544-3	N	Potassium	11.0	1100	1100	MG/KG	
SW6020/NONE	SO	072SB-0065-0001-SO	240-18544-3	N	Magnesium	11.0	3300	3300	MG/KG	
SW6020/NONE	SO	072SB-0065-0001-SO	240-18544-3	N	Manganese	0.53	230	230	MG/KG	
SW6020/NONE	SO	072SB-0065-0001-SO	240-18544-3	N	Sodium	11.0	54.0	54.0	MG/KG	
SW6020/NONE	SO	072SB-0065-0001-SO	240-18544-3	N	Nickel	0.11	15.0	15.0	MG/KG	
SW6020/NONE	SO	072SB-0065-0001-SO	240-18544-3	N	Lead	0.11	10.0	10.0	MG/KG	
SW6020/NONE	SO	072SB-0065-0001-SO	240-18544-3	N	Antimony	0.21	0.062	0.062 J	MG/KG	TR
SW6020/NONE	SO	072SB-0065-0001-SO	240-18544-3	N	Selenium	0.53	0.38	0.38 J	MG/KG	TR
SW6020/NONE	SO	072SB-0065-0001-SO	240-18544-3	N	Thallium	0.11	0.083	0.083 J	MG/KG	TR
SW6020/NONE	SO	072SB-0065-0001-SO	240-18544-3	N	Vanadium	0.11	10.0	10.0	MG/KG	
SW6020/NONE	SO	072SB-0065-0001-SO	240-18544-3	N	Zinc	0.53	50.0	50.0	MG/KG	
SW6020/NONE	SO	072SB-0066-0001-SO	240-18544-4	N	Silver	0.10	0.050	0.050 J	MG/KG	TR
SW6020/NONE	SO	072SB-0066-0001-SO	240-18544-4	N	Aluminum	3.1	7000	7000	MG/KG	
SW6020/NONE	SO	072SB-0066-0001-SO	240-18544-4	N	Arsenic	0.10	17.0	17.0	MG/KG	
SW6020/NONE	SO	072SB-0066-0001-SO	240-18544-4	N	Barium	1.0	35.0	35.0	MG/KG	
SW6020/NONE	SO	072SB-0066-0001-SO	240-18544-4	N	Beryllium	0.10	0.44	0.44	MG/KG	
SW6020/NONE	SO	072SB-0066-0001-SO	240-18544-4	N	Calcium	10.0	1600	1600	MG/KG	
SW6020/NONE	SO	072SB-0066-0001-SO	240-18544-4	N	Cadmium	0.10	0.22	0.22	MG/KG	
SW6020/NONE	SO	072SB-0066-0001-SO	240-18544-4	N	Cobalt	0.051	7.7	7.7	MG/KG	
SW6020/NONE	SO	072SB-0066-0001-SO	240-18544-4	N	Chromium	0.21	14.0	14.0	MG/KG	

SW6020/NONE	SO	072SB-0066-0001-SO	240-18544-4	N	Copper	0.21	19.0	19.0	MG/KG	
SW6020/NONE	SO	072SB-0066-0001-SO	240-18544-4	N	Iron	5.1	25000	25000	MG/KG	
SW6020/NONE	SO	072SB-0066-0001-SO	240-18544-4	N	Potassium	10.0	1200	1200	MG/KG	
SW6020/NONE	SO	072SB-0066-0001-SO	240-18544-4	N	Magnesium	10.0	2400	2400	MG/KG	
SW6020/NONE	SO	072SB-0066-0001-SO	240-18544-4	N	Manganese	0.51	270	270	MG/KG	
SW6020/NONE	SO	072SB-0066-0001-SO	240-18544-4	N	Sodium	10.0	33.0	33.0	MG/KG	
SW6020/NONE	SO	072SB-0066-0001-SO	240-18544-4	N	Nickel	0.10	21.0	21.0	MG/KG	
SW6020/NONE	SO	072SB-0066-0001-SO	240-18544-4	N	Lead	0.10	15.0	15.0	MG/KG	
SW6020/NONE	SO	072SB-0066-0001-SO	240-18544-4	N	Antimony	0.21	0.062	0.062 J	MG/KG	TR
SW6020/NONE	SO	072SB-0066-0001-SO	240-18544-4	N	Selenium	0.51	0.26	0.26 J	MG/KG	TR
SW6020/NONE	SO	072SB-0066-0001-SO	240-18544-4	N	Thallium	0.10	0.14	0.14	MG/KG	
SW6020/NONE	SO	072SB-0066-0001-SO	240-18544-4	N	Vanadium	0.10	11.0	11.0	MG/KG	
SW6020/NONE	SO	072SB-0066-0001-SO	240-18544-4	N	Zinc	0.51	86.0	86.0	MG/KG	
SW6020/NONE	SO	072SB-0067-0001-SO	240-18544-5	N	Silver	0.087	0.025	0.025 J	MG/KG	TR
SW6020/NONE	SO	072SB-0067-0001-SO	240-18544-5	N	Aluminum	2.6	5100	5100	MG/KG	
SW6020/NONE	SO	072SB-0067-0001-SO	240-18544-5	N	Arsenic	0.087	7.9	7.9	MG/KG	
SW6020/NONE	SO	072SB-0067-0001-SO	240-18544-5	N	Barium	0.87	21.0	21.0	MG/KG	
SW6020/NONE	SO	072SB-0067-0001-SO	240-18544-5	N	Beryllium	0.087	0.34	0.34	MG/KG	
SW6020/NONE	SO	072SB-0067-0001-SO	240-18544-5	N	Calcium	8.7	6500	6500	MG/KG	
SW6020/NONE	SO	072SB-0067-0001-SO	240-18544-5	N	Cadmium	0.087	0.15	0.15	MG/KG	
SW6020/NONE	SO	072SB-0067-0001-SO	240-18544-5	N	Cobalt	0.043	6.6	6.6	MG/KG	
SW6020/NONE	SO	072SB-0067-0001-SO	240-18544-5	N	Chromium	0.17	8.4	8.4	MG/KG	
SW6020/NONE	SO	072SB-0067-0001-SO	240-18544-5	N	Copper	0.17	14.0	14.0	MG/KG	
SW6020/NONE	SO	072SB-0067-0001-SO	240-18544-5	N	Iron	4.3	16000	16000	MG/KG	
SW6020/NONE	SO	072SB-0067-0001-SO	240-18544-5	N	Potassium	8.7	950	950	MG/KG	
SW6020/NONE	SO	072SB-0067-0001-SO	240-18544-5	N	Magnesium	8.7	2500	2500	MG/KG	
SW6020/NONE	SO	072SB-0067-0001-SO	240-18544-5	N	Manganese	0.43	260	260	MG/KG	
SW6020/NONE	SO	072SB-0067-0001-SO	240-18544-5	N	Sodium	8.7	33.0	33.0	MG/KG	
SW6020/NONE	SO	072SB-0067-0001-SO	240-18544-5	N	Nickel	0.087	15.0	15.0	MG/KG	
SW6020/NONE	SO	072SB-0067-0001-SO	240-18544-5	N	Lead	0.087	15.0	15.0	MG/KG	
SW6020/NONE	SO	072SB-0067-0001-SO	240-18544-5	N	Antimony	0.17	0.057	0.057 J	MG/KG	TR
SW6020/NONE	SO	072SB-0067-0001-SO	240-18544-5	N	Selenium	0.43	0.17	0.17 J	MG/KG	TR

SW6020/NONE	SO	072SB-0067-0001-SO	240-18544-5	N	Thallium	0.087	0.10	0.10	MG/KG		
SW6020/NONE	SO	072SB-0067-0001-SO	240-18544-5	N	Vanadium	0.087	9.6	9.6	MG/KG		
SW6020/NONE	SO	072SB-0067-0001-SO	240-18544-5	N	Zinc	0.43	52.0	52.0	MG/KG		
SW6020/NONE	SO	072SB-0068-0001-SO	240-18544-6	N	Silver	0.092	0.024	0.024 J	MG/KG		TR
SW6020/NONE	SO	072SB-0068-0001-SO	240-18544-6	N	Aluminum	2.7	5100	5100	MG/KG		
SW6020/NONE	SO	072SB-0068-0001-SO	240-18544-6	N	Arsenic	0.092	10.0	10.0	MG/KG		
SW6020/NONE	SO	072SB-0068-0001-SO	240-18544-6	N	Barium	0.92	21.0	21.0	MG/KG		
SW6020/NONE	SO	072SB-0068-0001-SO	240-18544-6	N	Beryllium	0.092	0.38	0.38	MG/KG		
SW6020/NONE	SO	072SB-0068-0001-SO	240-18544-6	N	Calcium	9.2	1800	1800	MG/KG		
SW6020/NONE	SO	072SB-0068-0001-SO	240-18544-6	N	Cadmium	0.092	0.14	0.14	MG/KG		
SW6020/NONE	SO	072SB-0068-0001-SO	240-18544-6	N	Cobalt	0.046	7.0	7.0	MG/KG		
SW6020/NONE	SO	072SB-0068-0001-SO	240-18544-6	N	Chromium	0.18	8.9	8.9	MG/KG		
SW6020/NONE	SO	072SB-0068-0001-SO	240-18544-6	N	Copper	0.18	15.0	15.0	MG/KG		
SW6020/NONE	SO	072SB-0068-0001-SO	240-18544-6	N	Iron	4.6	18000	18000	MG/KG		
SW6020/NONE	SO	072SB-0068-0001-SO	240-18544-6	N	Potassium	9.2	890	890	MG/KG		
SW6020/NONE	SO	072SB-0068-0001-SO	240-18544-6	N	Magnesium	9.2	2000	2000	MG/KG		
SW6020/NONE	SO	072SB-0068-0001-SO	240-18544-6	N	Manganese	0.46	220	220 J	MG/KG		d
SW6020/NONE	SO	072SB-0068-0001-SO	240-18544-6	N	Sodium	9.2	27.0	27.0	MG/KG		
SW6020/NONE	SO	072SB-0068-0001-SO	240-18544-6	N	Nickel	0.092	15.0	15.0	MG/KG		
SW6020/NONE	SO	072SB-0068-0001-SO	240-18544-6	N	Lead	0.092	8.9	8.9	MG/KG		
SW6020/NONE	SO	072SB-0068-0001-SO	240-18544-6	N	Antimony	0.18	0.073	0.073 J	MG/KG		TR
SW6020/NONE	SO	072SB-0068-0001-SO	240-18544-6	N	Selenium	0.46	0.20	0.20 J	MG/KG		TR
SW6020/NONE	SO	072SB-0068-0001-SO	240-18544-6	N	Thallium	0.092	0.089	0.089 J	MG/KG		TR
SW6020/NONE	SO	072SB-0068-0001-SO	240-18544-6	N	Vanadium	0.092	9.3	9.3	MG/KG		
SW6020/NONE	SO	072SB-0068-0001-SO	240-18544-6	N	Zinc	0.46	59.0	59.0	MG/KG		
SW6020/NONE	SO	076SB-0078-0001-SO	240-18544-18	N	Silver	0.099	0.060	0.060 J	MG/KG		TR
SW6020/NONE	SO	076SB-0078-0001-SO	240-18544-18	N	Aluminum	3.0	3500	3500	MG/KG		
SW6020/NONE	SO	076SB-0078-0001-SO	240-18544-18	N	Arsenic	0.099	15.0	15.0	MG/KG		
SW6020/NONE	SO	076SB-0078-0001-SO	240-18544-18	N	Barium	0.99	44.0	44.0	MG/KG		
SW6020/NONE	SO	076SB-0078-0001-SO	240-18544-18	N	Beryllium	0.099	0.28	0.28	MG/KG		
SW6020/NONE	SO	076SB-0078-0001-SO	240-18544-18	N	Calcium	9.9	14000	14000	MG/KG		
SW6020/NONE	SO	076SB-0078-0001-SO	240-18544-18	N	Cadmium	0.099	0.20	0.20	MG/KG		

SW6020/NONE	SO	076SB-0078-0001-SO	240-18544-18	N	Cobalt	0.050	5.0	5.0	MG/KG	
SW6020/NONE	SO	076SB-0078-0001-SO	240-18544-18	N	Chromium	0.20	5.9	5.9	MG/KG	
SW6020/NONE	SO	076SB-0078-0001-SO	240-18544-18	N	Copper	0.20	17.0	17.0	MG/KG	
SW6020/NONE	SO	076SB-0078-0001-SO	240-18544-18	N	Iron	5.0	31000	31000	MG/KG	
SW6020/NONE	SO	076SB-0078-0001-SO	240-18544-18	N	Potassium	9.9	620	620	MG/KG	
SW6020/NONE	SO	076SB-0078-0001-SO	240-18544-18	N	Magnesium	9.9	3100	3100	MG/KG	
SW6020/NONE	SO	076SB-0078-0001-SO	240-18544-18	N	Manganese	0.50	290	290	MG/KG	
SW6020/NONE	SO	076SB-0078-0001-SO	240-18544-18	N	Sodium	9.9	35.0	35.0	MG/KG	
SW6020/NONE	SO	076SB-0078-0001-SO	240-18544-18	N	Nickel	0.099	13.0	13.0	MG/KG	
SW6020/NONE	SO	076SB-0078-0001-SO	240-18544-18	N	Lead	0.099	10.0	10.0	MG/KG	
SW6020/NONE	SO	076SB-0078-0001-SO	240-18544-18	N	Antimony	0.20	0.18	0.18 J	MG/KG	TR
SW6020/NONE	SO	076SB-0078-0001-SO	240-18544-18	N	Selenium	0.50	0.28	0.28 J	MG/KG	TR
SW6020/NONE	SO	076SB-0078-0001-SO	240-18544-18	N	Thallium	0.099	0.14	0.14	MG/KG	
SW6020/NONE	SO	076SB-0078-0001-SO	240-18544-18	N	Vanadium	0.099	7.4	7.4	MG/KG	
SW6020/NONE	SO	076SB-0078-0001-SO	240-18544-18	N	Zinc	0.50	49.0	49.0	MG/KG	
SW6020/NONE	SO	076SB-0090M-0001-SO	240-18544-7	N	Silver	0.088	0.019	0.019 J	MG/KG	TR
SW6020/NONE	SO	076SB-0090M-0001-SO	240-18544-7	N	Aluminum	2.6	7700	7700	MG/KG	
SW6020/NONE	SO	076SB-0090M-0001-SO	240-18544-7	N	Arsenic	0.088	13.0	13.0	MG/KG	
SW6020/NONE	SO	076SB-0090M-0001-SO	240-18544-7	N	Barium	0.88	34.0	34.0	MG/KG	
SW6020/NONE	SO	076SB-0090M-0001-SO	240-18544-7	N	Beryllium	0.088	0.41	0.41	MG/KG	
SW6020/NONE	SO	076SB-0090M-0001-SO	240-18544-7	N	Calcium	8.8	780	780	MG/KG	
SW6020/NONE	SO	076SB-0090M-0001-SO	240-18544-7	N	Cadmium	0.088	0.15	0.15	MG/KG	
SW6020/NONE	SO	076SB-0090M-0001-SO	240-18544-7	N	Cobalt	0.044	7.0	7.0	MG/KG	
SW6020/NONE	SO	076SB-0090M-0001-SO	240-18544-7	N	Chromium	0.18	14.0	14.0	MG/KG	
SW6020/NONE	SO	076SB-0090M-0001-SO	240-18544-7	N	Copper	0.18	16.0	16.0	MG/KG	
SW6020/NONE	SO	076SB-0090M-0001-SO	240-18544-7	N	Iron	4.4	24000	24000	MG/KG	
SW6020/NONE	SO	076SB-0090M-0001-SO	240-18544-7	N	Potassium	8.8	820	820	MG/KG	
SW6020/NONE	SO	076SB-0090M-0001-SO	240-18544-7	N	Magnesium	8.8	1900	1900	MG/KG	
SW6020/NONE	SO	076SB-0090M-0001-SO	240-18544-7	N	Manganese	0.44	290	290	MG/KG	
SW6020/NONE	SO	076SB-0090M-0001-SO	240-18544-7	N	Sodium	8.8	24.0	24.0	MG/KG	
SW6020/NONE	SO	076SB-0090M-0001-SO	240-18544-7	N	Nickel	0.088	17.0	17.0	MG/KG	
SW6020/NONE	SO	076SB-0090M-0001-SO	240-18544-7	N	Lead	0.088	16.0	16.0 J	MG/KG	D1

SW6020/NONE	SO	076SB-0090M-0001-SO	240-18544-7	N	Antimony	0.18	0.11	0.11 J -	MG/KG	TR/m
SW6020/NONE	SO	076SB-0090M-0001-SO	240-18544-7	N	Selenium	0.44	0.46	0.46 J -	MG/KG	m
SW6020/NONE	SO	076SB-0090M-0001-SO	240-18544-7	N	Thallium	0.088	0.14	0.14	MG/KG	
SW6020/NONE	SO	076SB-0090M-0001-SO	240-18544-7	N	Vanadium	0.088	14.0	14.0	MG/KG	
SW6020/NONE	SO	076SB-0090M-0001-SO	240-18544-7	N	Zinc	0.44	56.0	56.0	MG/KG	
SW6020/NONE	SO	076SB-0091M-0001-SO	240-18544-8	N	Silver	0.085	0.023	0.023 J	MG/KG	TR
SW6020/NONE	SO	076SB-0091M-0001-SO	240-18544-8	N	Aluminum	2.6	5900	5900	MG/KG	
SW6020/NONE	SO	076SB-0091M-0001-SO	240-18544-8	N	Arsenic	0.085	14.0	14.0	MG/KG	
SW6020/NONE	SO	076SB-0091M-0001-SO	240-18544-8	N	Barium	0.85	32.0	32.0	MG/KG	
SW6020/NONE	SO	076SB-0091M-0001-SO	240-18544-8	N	Beryllium	0.085	0.43	0.43	MG/KG	
SW6020/NONE	SO	076SB-0091M-0001-SO	240-18544-8	N	Calcium	8.5	1000	1000	MG/KG	
SW6020/NONE	SO	076SB-0091M-0001-SO	240-18544-8	N	Cadmium	0.085	0.18	0.18	MG/KG	
SW6020/NONE	SO	076SB-0091M-0001-SO	240-18544-8	N	Cobalt	0.043	8.4	8.4	MG/KG	
SW6020/NONE	SO	076SB-0091M-0001-SO	240-18544-8	N	Chromium	0.17	14.0	14.0	MG/KG	
SW6020/NONE	SO	076SB-0091M-0001-SO	240-18544-8	N	Copper	0.17	16.0	16.0	MG/KG	
SW6020/NONE	SO	076SB-0091M-0001-SO	240-18544-8	N	Iron	4.3	24000	24000	MG/KG	
SW6020/NONE	SO	076SB-0091M-0001-SO	240-18544-8	N	Potassium	8.5	780	780	MG/KG	
SW6020/NONE	SO	076SB-0091M-0001-SO	240-18544-8	N	Magnesium	8.5	1800	1800	MG/KG	
SW6020/NONE	SO	076SB-0091M-0001-SO	240-18544-8	N	Manganese	0.43	410	410	MG/KG	
SW6020/NONE	SO	076SB-0091M-0001-SO	240-18544-8	N	Sodium	8.5	36.0	36.0	MG/KG	
SW6020/NONE	SO	076SB-0091M-0001-SO	240-18544-8	N	Nickel	0.085	21.0	21.0	MG/KG	
SW6020/NONE	SO	076SB-0091M-0001-SO	240-18544-8	N	Lead	0.085	13.0	13.0	MG/KG	
SW6020/NONE	SO	076SB-0091M-0001-SO	240-18544-8	N	Antimony	0.17	0.11	0.11 J -	MG/KG	TR/m
SW6020/NONE	SO	076SB-0091M-0001-SO	240-18544-8	N	Selenium	0.43	0.32	0.32 J -	MG/KG	TR/m
SW6020/NONE	SO	076SB-0091M-0001-SO	240-18544-8	N	Thallium	0.085	0.13	0.13	MG/KG	
SW6020/NONE	SO	076SB-0091M-0001-SO	240-18544-8	N	Vanadium	0.085	12.0	12.0	MG/KG	
SW6020/NONE	SO	076SB-0091M-0001-SO	240-18544-8	N	Zinc	0.43	57.0	57.0	MG/KG	
SW6020/NONE	SO	076SB-0092M-0001-SO	240-18544-10	N	Silver	0.075	0.028	0.028 J	MG/KG	TR
SW6020/NONE	SO	076SB-0092M-0001-SO	240-18544-10	N	Aluminum	2.2	8000	8000	MG/KG	
SW6020/NONE	SO	076SB-0092M-0001-SO	240-18544-10	N	Arsenic	0.075	13.0	13.0	MG/KG	
SW6020/NONE	SO	076SB-0092M-0001-SO	240-18544-10	N	Barium	0.75	42.0	42.0	MG/KG	
SW6020/NONE	SO	076SB-0092M-0001-SO	240-18544-10	N	Beryllium	0.075	0.43	0.43	MG/KG	

SW6020/NONE	SO	076SB-0092M-0001-SO	240-18544-10	N	Calcium	7.5	3400	3400	MG/KG		
SW6020/NONE	SO	076SB-0092M-0001-SO	240-18544-10	N	Cadmium	0.075	0.11	0.11	MG/KG		
SW6020/NONE	SO	076SB-0092M-0001-SO	240-18544-10	N	Cobalt	0.037	10.0	10.0	MG/KG		
SW6020/NONE	SO	076SB-0092M-0001-SO	240-18544-10	N	Chromium	0.15	16.0	16.0	MG/KG		
SW6020/NONE	SO	076SB-0092M-0001-SO	240-18544-10	N	Copper	0.15	16.0	16.0	MG/KG		
SW6020/NONE	SO	076SB-0092M-0001-SO	240-18544-10	N	Iron	3.7	22000	22000	MG/KG		
SW6020/NONE	SO	076SB-0092M-0001-SO	240-18544-10	N	Potassium	7.5	720	720	MG/KG		
SW6020/NONE	SO	076SB-0092M-0001-SO	240-18544-10	N	Magnesium	7.5	2500	2500	MG/KG		
SW6020/NONE	SO	076SB-0092M-0001-SO	240-18544-10	N	Manganese	0.37	490	490	MG/KG		
SW6020/NONE	SO	076SB-0092M-0001-SO	240-18544-10	N	Sodium	7.5	39.0	39.0	MG/KG		
SW6020/NONE	SO	076SB-0092M-0001-SO	240-18544-10	N	Nickel	0.075	19.0	19.0	MG/KG		
SW6020/NONE	SO	076SB-0092M-0001-SO	240-18544-10	N	Lead	0.075	17.0	17.0	MG/KG		
SW6020/NONE	SO	076SB-0092M-0001-SO	240-18544-10	N	Antimony	0.15	0.16	0.16	MG/KG		
SW6020/NONE	SO	076SB-0092M-0001-SO	240-18544-10	N	Selenium	0.37	0.44	0.44	MG/KG		
SW6020/NONE	SO	076SB-0092M-0001-SO	240-18544-10	N	Thallium	0.075	0.13	0.13	MG/KG		
SW6020/NONE	SO	076SB-0092M-0001-SO	240-18544-10	N	Vanadium	0.075	15.0	15.0	MG/KG		
SW6020/NONE	SO	076SB-0092M-0001-SO	240-18544-10	N	Zinc	0.37	53.0	53.0	MG/KG		
SW6020/NONE	SO	076SB-0093M-0001-SO	240-18544-11	FD	Silver	0.077	0.026	0.026 J	MG/KG		TR
SW6020/NONE	SO	076SB-0093M-0001-SO	240-18544-11	FD	Aluminum	2.3	8000	8000	MG/KG		
SW6020/NONE	SO	076SB-0093M-0001-SO	240-18544-11	FD	Arsenic	0.077	12.0	12.0	MG/KG		
SW6020/NONE	SO	076SB-0093M-0001-SO	240-18544-11	FD	Barium	0.77	39.0	39.0	MG/KG		
SW6020/NONE	SO	076SB-0093M-0001-SO	240-18544-11	FD	Beryllium	0.077	0.43	0.43	MG/KG		
SW6020/NONE	SO	076SB-0093M-0001-SO	240-18544-11	FD	Calcium	7.7	3300	3300	MG/KG		
SW6020/NONE	SO	076SB-0093M-0001-SO	240-18544-11	FD	Cadmium	0.077	0.12	0.12	MG/KG		
SW6020/NONE	SO	076SB-0093M-0001-SO	240-18544-11	FD	Cobalt	0.038	9.1	9.1	MG/KG		
SW6020/NONE	SO	076SB-0093M-0001-SO	240-18544-11	FD	Chromium	0.15	16.0	16.0	MG/KG		
SW6020/NONE	SO	076SB-0093M-0001-SO	240-18544-11	FD	Copper	0.15	17.0	17.0	MG/KG		
SW6020/NONE	SO	076SB-0093M-0001-SO	240-18544-11	FD	Iron	3.8	25000	25000	MG/KG		
SW6020/NONE	SO	076SB-0093M-0001-SO	240-18544-11	FD	Potassium	7.7	810	810	MG/KG		
SW6020/NONE	SO	076SB-0093M-0001-SO	240-18544-11	FD	Magnesium	7.7	2600	2600	MG/KG		
SW6020/NONE	SO	076SB-0093M-0001-SO	240-18544-11	FD	Manganese	0.38	460	460	MG/KG		
SW6020/NONE	SO	076SB-0093M-0001-SO	240-18544-11	FD	Sodium	7.7	41.0	41.0	MG/KG		

SW6020/NONE	SO	076SB-0093M-0001-SO	240-18544-11	FD	Nickel	0.077	19.0	19.0	MG/KG		
SW6020/NONE	SO	076SB-0093M-0001-SO	240-18544-11	FD	Lead	0.077	20.0	20.0	MG/KG		
SW6020/NONE	SO	076SB-0093M-0001-SO	240-18544-11	FD	Antimony	0.15	0.12	0.12 J	MG/KG		TR
SW6020/NONE	SO	076SB-0093M-0001-SO	240-18544-11	FD	Selenium	0.38	0.37	0.37 J	MG/KG		TR
SW6020/NONE	SO	076SB-0093M-0001-SO	240-18544-11	FD	Thallium	0.077	0.13	0.13	MG/KG		
SW6020/NONE	SO	076SB-0093M-0001-SO	240-18544-11	FD	Vanadium	0.077	17.0	17.0	MG/KG		
SW6020/NONE	SO	076SB-0093M-0001-SO	240-18544-11	FD	Zinc	0.38	57.0	57.0	MG/KG		
SW6020/NONE	SO	076SB-0094M-0001-SO	240-18544-12	N	Silver	0.089	0.025	0.025 J	MG/KG		TR
SW6020/NONE	SO	076SB-0094M-0001-SO	240-18544-12	N	Aluminum	2.7	9500	9500	MG/KG		
SW6020/NONE	SO	076SB-0094M-0001-SO	240-18544-12	N	Arsenic	0.089	17.0	17.0	MG/KG		
SW6020/NONE	SO	076SB-0094M-0001-SO	240-18544-12	N	Barium	0.89	47.0	47.0	MG/KG		
SW6020/NONE	SO	076SB-0094M-0001-SO	240-18544-12	N	Beryllium	0.089	0.51	0.51	MG/KG		
SW6020/NONE	SO	076SB-0094M-0001-SO	240-18544-12	N	Calcium	8.9	970	970	MG/KG		
SW6020/NONE	SO	076SB-0094M-0001-SO	240-18544-12	N	Cadmium	0.089	0.13	0.13	MG/KG		
SW6020/NONE	SO	076SB-0094M-0001-SO	240-18544-12	N	Cobalt	0.045	9.7	9.7	MG/KG		
SW6020/NONE	SO	076SB-0094M-0001-SO	240-18544-12	N	Chromium	0.18	17.0	17.0	MG/KG		
SW6020/NONE	SO	076SB-0094M-0001-SO	240-18544-12	N	Copper	0.18	17.0	17.0	MG/KG		
SW6020/NONE	SO	076SB-0094M-0001-SO	240-18544-12	N	Iron	4.5	29000	29000	MG/KG		
SW6020/NONE	SO	076SB-0094M-0001-SO	240-18544-12	N	Potassium	8.9	790	790	MG/KG		
SW6020/NONE	SO	076SB-0094M-0001-SO	240-18544-12	N	Magnesium	8.9	2100	2100	MG/KG		
SW6020/NONE	SO	076SB-0094M-0001-SO	240-18544-12	N	Manganese	0.45	380	380	MG/KG		
SW6020/NONE	SO	076SB-0094M-0001-SO	240-18544-12	N	Sodium	8.9	39.0	39.0	MG/KG		
SW6020/NONE	SO	076SB-0094M-0001-SO	240-18544-12	N	Nickel	0.089	21.0	21.0	MG/KG		
SW6020/NONE	SO	076SB-0094M-0001-SO	240-18544-12	N	Lead	0.089	24.0	24.0	MG/KG		
SW6020/NONE	SO	076SB-0094M-0001-SO	240-18544-12	N	Antimony	0.18	0.23	0.23 J	MG/KG		d
SW6020/NONE	SO	076SB-0094M-0001-SO	240-18544-12	N	Selenium	0.45	0.47	0.47	MG/KG		
SW6020/NONE	SO	076SB-0094M-0001-SO	240-18544-12	N	Thallium	0.089	0.14	0.14	MG/KG		
SW6020/NONE	SO	076SB-0094M-0001-SO	240-18544-12	N	Vanadium	0.089	18.0	18.0	MG/KG		
SW6020/NONE	SO	076SB-0094M-0001-SO	240-18544-12	N	Zinc	0.45	63.0	63.0	MG/KG		
SW6020/NONE	SO	076SB-0095M-0001-SO	240-18544-13	FD	Silver	0.069	0.024	0.024 J	MG/KG		TR
SW6020/NONE	SO	076SB-0095M-0001-SO	240-18544-13	FD	Aluminum	2.1	11000	11000	MG/KG		
SW6020/NONE	SO	076SB-0095M-0001-SO	240-18544-13	FD	Arsenic	0.069	13.0	13.0	MG/KG		

SW6020/NONE	SO	076SB-0095M-0001-SO	240-18544-13	FD	Barium	0.69	49.0	49.0	MG/KG	
SW6020/NONE	SO	076SB-0095M-0001-SO	240-18544-13	FD	Beryllium	0.069	0.50	0.50	MG/KG	
SW6020/NONE	SO	076SB-0095M-0001-SO	240-18544-13	FD	Calcium	6.9	1000	1000	MG/KG	
SW6020/NONE	SO	076SB-0095M-0001-SO	240-18544-13	FD	Cadmium	0.069	0.13	0.13	MG/KG	
SW6020/NONE	SO	076SB-0095M-0001-SO	240-18544-13	FD	Cobalt	0.035	8.6	8.6	MG/KG	
SW6020/NONE	SO	076SB-0095M-0001-SO	240-18544-13	FD	Chromium	0.14	18.0	18.0	MG/KG	
SW6020/NONE	SO	076SB-0095M-0001-SO	240-18544-13	FD	Copper	0.14	17.0	17.0	MG/KG	
SW6020/NONE	SO	076SB-0095M-0001-SO	240-18544-13	FD	Iron	3.5	25000	25000	MG/KG	
SW6020/NONE	SO	076SB-0095M-0001-SO	240-18544-13	FD	Potassium	6.9	820	820	MG/KG	
SW6020/NONE	SO	076SB-0095M-0001-SO	240-18544-13	FD	Magnesium	6.9	2300	2300	MG/KG	
SW6020/NONE	SO	076SB-0095M-0001-SO	240-18544-13	FD	Manganese	0.35	310	310	MG/KG	
SW6020/NONE	SO	076SB-0095M-0001-SO	240-18544-13	FD	Sodium	6.9	40.0	40.0	MG/KG	
SW6020/NONE	SO	076SB-0095M-0001-SO	240-18544-13	FD	Nickel	0.069	20.0	20.0	MG/KG	
SW6020/NONE	SO	076SB-0095M-0001-SO	240-18544-13	FD	Lead	0.069	20.0	20.0	MG/KG	
SW6020/NONE	SO	076SB-0095M-0001-SO	240-18544-13	FD	Antimony	0.14	0.11	0.11 J	MG/KG	TR/d
SW6020/NONE	SO	076SB-0095M-0001-SO	240-18544-13	FD	Selenium	0.35	0.39	0.39	MG/KG	
SW6020/NONE	SO	076SB-0095M-0001-SO	240-18544-13	FD	Thallium	0.069	0.15	0.15	MG/KG	
SW6020/NONE	SO	076SB-0095M-0001-SO	240-18544-13	FD	Vanadium	0.069	19.0	19.0	MG/KG	
SW6020/NONE	SO	076SB-0095M-0001-SO	240-18544-13	FD	Zinc	0.35	59.0	59.0	MG/KG	
SW6020/NONE	SO	076SB-0096M-0001-SO	240-18544-14	N	Silver	0.070	0.019	0.019 J	MG/KG	TR
SW6020/NONE	SO	076SB-0096M-0001-SO	240-18544-14	N	Aluminum	2.1	6600	6600	MG/KG	
SW6020/NONE	SO	076SB-0096M-0001-SO	240-18544-14	N	Arsenic	0.070	13.0	13.0	MG/KG	
SW6020/NONE	SO	076SB-0096M-0001-SO	240-18544-14	N	Barium	0.70	29.0	29.0	MG/KG	
SW6020/NONE	SO	076SB-0096M-0001-SO	240-18544-14	N	Beryllium	0.070	0.42	0.42	MG/KG	
SW6020/NONE	SO	076SB-0096M-0001-SO	240-18544-14	N	Calcium	7.0	700	700	MG/KG	
SW6020/NONE	SO	076SB-0096M-0001-SO	240-18544-14	N	Cadmium	0.070	0.19	0.19	MG/KG	
SW6020/NONE	SO	076SB-0096M-0001-SO	240-18544-14	N	Cobalt	0.035	8.3	8.3	MG/KG	
SW6020/NONE	SO	076SB-0096M-0001-SO	240-18544-14	N	Chromium	0.14	14.0	14.0	MG/KG	
SW6020/NONE	SO	076SB-0096M-0001-SO	240-18544-14	N	Copper	0.14	17.0	17.0	MG/KG	
SW6020/NONE	SO	076SB-0096M-0001-SO	240-18544-14	N	Iron	3.5	26000	26000	MG/KG	
SW6020/NONE	SO	076SB-0096M-0001-SO	240-18544-14	N	Potassium	7.0	810	810	MG/KG	
SW6020/NONE	SO	076SB-0096M-0001-SO	240-18544-14	N	Magnesium	7.0	1900	1900	MG/KG	

SW6020/NONE	SO	076SB-0096M-0001-SO	240-18544-14	N	Manganese	0.35	510	510	MG/KG	
SW6020/NONE	SO	076SB-0096M-0001-SO	240-18544-14	N	Sodium	7.0	20.0	20.0	MG/KG	
SW6020/NONE	SO	076SB-0096M-0001-SO	240-18544-14	N	Nickel	0.070	21.0	21.0	MG/KG	
SW6020/NONE	SO	076SB-0096M-0001-SO	240-18544-14	N	Lead	0.070	14.0	14.0	MG/KG	
SW6020/NONE	SO	076SB-0096M-0001-SO	240-18544-14	N	Antimony	0.14	0.11	0.11 J	MG/KG	TR
SW6020/NONE	SO	076SB-0096M-0001-SO	240-18544-14	N	Selenium	0.35	0.32	0.32 J	MG/KG	TR
SW6020/NONE	SO	076SB-0096M-0001-SO	240-18544-14	N	Thallium	0.070	0.13	0.13	MG/KG	
SW6020/NONE	SO	076SB-0096M-0001-SO	240-18544-14	N	Vanadium	0.070	13.0	13.0	MG/KG	
SW6020/NONE	SO	076SB-0096M-0001-SO	240-18544-14	N	Zinc	0.35	62.0	62.0	MG/KG	
SW6020/NONE	SO	076SB-0097M-0001-SO	240-18544-15	FD	Silver	0.081	0.019	0.019 J	MG/KG	TR
SW6020/NONE	SO	076SB-0097M-0001-SO	240-18544-15	FD	Aluminum	2.4	6600	6600	MG/KG	
SW6020/NONE	SO	076SB-0097M-0001-SO	240-18544-15	FD	Arsenic	0.081	16.0	16.0	MG/KG	
SW6020/NONE	SO	076SB-0097M-0001-SO	240-18544-15	FD	Barium	0.81	30.0	30.0	MG/KG	
SW6020/NONE	SO	076SB-0097M-0001-SO	240-18544-15	FD	Beryllium	0.081	0.47	0.47	MG/KG	
SW6020/NONE	SO	076SB-0097M-0001-SO	240-18544-15	FD	Calcium	8.1	640	640	MG/KG	
SW6020/NONE	SO	076SB-0097M-0001-SO	240-18544-15	FD	Cadmium	0.081	0.20	0.20	MG/KG	
SW6020/NONE	SO	076SB-0097M-0001-SO	240-18544-15	FD	Cobalt	0.040	8.6	8.6	MG/KG	
SW6020/NONE	SO	076SB-0097M-0001-SO	240-18544-15	FD	Chromium	0.16	15.0	15.0	MG/KG	
SW6020/NONE	SO	076SB-0097M-0001-SO	240-18544-15	FD	Copper	0.16	18.0	18.0	MG/KG	
SW6020/NONE	SO	076SB-0097M-0001-SO	240-18544-15	FD	Iron	4.0	26000	26000	MG/KG	
SW6020/NONE	SO	076SB-0097M-0001-SO	240-18544-15	FD	Potassium	8.1	870	870	MG/KG	
SW6020/NONE	SO	076SB-0097M-0001-SO	240-18544-15	FD	Magnesium	8.1	1800	1800	MG/KG	
SW6020/NONE	SO	076SB-0097M-0001-SO	240-18544-15	FD	Manganese	0.40	480	480	MG/KG	
SW6020/NONE	SO	076SB-0097M-0001-SO	240-18544-15	FD	Sodium	8.1	22.0	22.0	MG/KG	
SW6020/NONE	SO	076SB-0097M-0001-SO	240-18544-15	FD	Nickel	0.081	22.0	22.0	MG/KG	
SW6020/NONE	SO	076SB-0097M-0001-SO	240-18544-15	FD	Lead	0.081	14.0	14.0	MG/KG	
SW6020/NONE	SO	076SB-0097M-0001-SO	240-18544-15	FD	Antimony	0.16	0.12	0.12 J	MG/KG	TR
SW6020/NONE	SO	076SB-0097M-0001-SO	240-18544-15	FD	Selenium	0.40	0.29	0.29 J	MG/KG	TR
SW6020/NONE	SO	076SB-0097M-0001-SO	240-18544-15	FD	Thallium	0.081	0.13	0.13	MG/KG	
SW6020/NONE	SO	076SB-0097M-0001-SO	240-18544-15	FD	Vanadium	0.081	13.0	13.0	MG/KG	
SW6020/NONE	SO	076SB-0097M-0001-SO	240-18544-15	FD	Zinc	0.40	70.0	70.0	MG/KG	
SW6020/NONE	SO	076SB-0098M-0001-SO	240-18544-16	N	Silver	0.095	0.030	0.030 J	MG/KG	TR

SW6020/NONE	SO	076SB-0098M-0001-SO	240-18544-16	N	Aluminum	2.9	7700	7700	MG/KG	
SW6020/NONE	SO	076SB-0098M-0001-SO	240-18544-16	N	Arsenic	0.095	14.0	14.0	MG/KG	
SW6020/NONE	SO	076SB-0098M-0001-SO	240-18544-16	N	Barium	0.95	36.0	36.0	MG/KG	
SW6020/NONE	SO	076SB-0098M-0001-SO	240-18544-16	N	Beryllium	0.095	0.46	0.46	MG/KG	
SW6020/NONE	SO	076SB-0098M-0001-SO	240-18544-16	N	Calcium	9.5	2100	2100	MG/KG	
SW6020/NONE	SO	076SB-0098M-0001-SO	240-18544-16	N	Cadmium	0.095	0.19	0.19	MG/KG	
SW6020/NONE	SO	076SB-0098M-0001-SO	240-18544-16	N	Cobalt	0.048	8.6	8.6	MG/KG	
SW6020/NONE	SO	076SB-0098M-0001-SO	240-18544-16	N	Chromium	0.19	16.0	16.0	MG/KG	
SW6020/NONE	SO	076SB-0098M-0001-SO	240-18544-16	N	Copper	0.19	15.0	15.0	MG/KG	
SW6020/NONE	SO	076SB-0098M-0001-SO	240-18544-16	N	Iron	4.8	23000	23000	MG/KG	
SW6020/NONE	SO	076SB-0098M-0001-SO	240-18544-16	N	Potassium	9.5	1400	1400	MG/KG	
SW6020/NONE	SO	076SB-0098M-0001-SO	240-18544-16	N	Magnesium	9.5	2500	2500	MG/KG	
SW6020/NONE	SO	076SB-0098M-0001-SO	240-18544-16	N	Manganese	0.48	340	340	MG/KG	
SW6020/NONE	SO	076SB-0098M-0001-SO	240-18544-16	N	Sodium	9.5	42.0	42.0	MG/KG	
SW6020/NONE	SO	076SB-0098M-0001-SO	240-18544-16	N	Nickel	0.095	21.0	21.0	MG/KG	
SW6020/NONE	SO	076SB-0098M-0001-SO	240-18544-16	N	Lead	0.095	11.0	11.0	MG/KG	
SW6020/NONE	SO	076SB-0098M-0001-SO	240-18544-16	N	Antimony	0.19	0.10	0.10 J	MG/KG	TR
SW6020/NONE	SO	076SB-0098M-0001-SO	240-18544-16	N	Selenium	0.48	0.25	0.25 J	MG/KG	TR
SW6020/NONE	SO	076SB-0098M-0001-SO	240-18544-16	N	Thallium	0.095	0.12	0.12	MG/KG	
SW6020/NONE	SO	076SB-0098M-0001-SO	240-18544-16	N	Vanadium	0.095	14.0	14.0	MG/KG	
SW6020/NONE	SO	076SB-0098M-0001-SO	240-18544-16	N	Zinc	0.48	63.0	63.0	MG/KG	
SW6020/NONE	SO	076SB-0099M-0001-SO	240-18544-17	N	Silver	0.091	0.025	0.025 J	MG/KG	TR
SW6020/NONE	SO	076SB-0099M-0001-SO	240-18544-17	N	Aluminum	2.7	6700	6700	MG/KG	
SW6020/NONE	SO	076SB-0099M-0001-SO	240-18544-17	N	Arsenic	0.091	15.0	15.0	MG/KG	
SW6020/NONE	SO	076SB-0099M-0001-SO	240-18544-17	N	Barium	0.91	31.0	31.0	MG/KG	
SW6020/NONE	SO	076SB-0099M-0001-SO	240-18544-17	N	Beryllium	0.091	0.48	0.48	MG/KG	
SW6020/NONE	SO	076SB-0099M-0001-SO	240-18544-17	N	Calcium	9.1	1000	1000	MG/KG	
SW6020/NONE	SO	076SB-0099M-0001-SO	240-18544-17	N	Cadmium	0.091	0.20	0.20	MG/KG	
SW6020/NONE	SO	076SB-0099M-0001-SO	240-18544-17	N	Cobalt	0.045	7.8	7.8	MG/KG	
SW6020/NONE	SO	076SB-0099M-0001-SO	240-18544-17	N	Chromium	0.18	14.0	14.0	MG/KG	
SW6020/NONE	SO	076SB-0099M-0001-SO	240-18544-17	N	Copper	0.18	16.0	16.0	MG/KG	
SW6020/NONE	SO	076SB-0099M-0001-SO	240-18544-17	N	Iron	4.5	31000	31000	MG/KG	

SW6020/NONE	SO	076SB-0099M-0001-SO	240-18544-17	N	Potassium	9.1	870	870	MG/KG	
SW6020/NONE	SO	076SB-0099M-0001-SO	240-18544-17	N	Magnesium	9.1	1800	1800	MG/KG	
SW6020/NONE	SO	076SB-0099M-0001-SO	240-18544-17	N	Manganese	0.45	480	480	MG/KG	
SW6020/NONE	SO	076SB-0099M-0001-SO	240-18544-17	N	Sodium	9.1	31.0	31.0	MG/KG	
SW6020/NONE	SO	076SB-0099M-0001-SO	240-18544-17	N	Nickel	0.091	21.0	21.0	MG/KG	
SW6020/NONE	SO	076SB-0099M-0001-SO	240-18544-17	N	Lead	0.091	14.0	14.0	MG/KG	
SW6020/NONE	SO	076SB-0099M-0001-SO	240-18544-17	N	Antimony	0.18	0.12	0.12 J	MG/KG	TR
SW6020/NONE	SO	076SB-0099M-0001-SO	240-18544-17	N	Selenium	0.45	0.34	0.34 J	MG/KG	TR
SW6020/NONE	SO	076SB-0099M-0001-SO	240-18544-17	N	Thallium	0.091	0.13	0.13	MG/KG	
SW6020/NONE	SO	076SB-0099M-0001-SO	240-18544-17	N	Vanadium	0.091	14.0	14.0	MG/KG	
SW6020/NONE	SO	076SB-0099M-0001-SO	240-18544-17	N	Zinc	0.45	64.0	64.0	MG/KG	
SW6020/NONE	SO	076SB-0100M-0001-SO	240-18544-19	N	Silver	0.088	0.025	0.025 J	MG/KG	TR
SW6020/NONE	SO	076SB-0100M-0001-SO	240-18544-19	N	Aluminum	2.6	9700	9700	MG/KG	
SW6020/NONE	SO	076SB-0100M-0001-SO	240-18544-19	N	Arsenic	0.088	15.0	15.0	MG/KG	
SW6020/NONE	SO	076SB-0100M-0001-SO	240-18544-19	N	Barium	0.88	44.0	44.0	MG/KG	
SW6020/NONE	SO	076SB-0100M-0001-SO	240-18544-19	N	Beryllium	0.088	0.49	0.49 J -	MG/KG	m
SW6020/NONE	SO	076SB-0100M-0001-SO	240-18544-19	N	Calcium	8.8	1200	1200	MG/KG	
SW6020/NONE	SO	076SB-0100M-0001-SO	240-18544-19	N	Cadmium	0.088	0.15	0.15	MG/KG	
SW6020/NONE	SO	076SB-0100M-0001-SO	240-18544-19	N	Cobalt	0.044	8.1	8.1	MG/KG	
SW6020/NONE	SO	076SB-0100M-0001-SO	240-18544-19	N	Chromium	0.18	20.0	20.0	MG/KG	
SW6020/NONE	SO	076SB-0100M-0001-SO	240-18544-19	N	Copper	0.18	14.0	14.0	MG/KG	
SW6020/NONE	SO	076SB-0100M-0001-SO	240-18544-19	N	Iron	4.4	24000	24000	MG/KG	
SW6020/NONE	SO	076SB-0100M-0001-SO	240-18544-19	N	Potassium	8.8	900	900	MG/KG	
SW6020/NONE	SO	076SB-0100M-0001-SO	240-18544-19	N	Magnesium	8.8	2300	2300	MG/KG	
SW6020/NONE	SO	076SB-0100M-0001-SO	240-18544-19	N	Manganese	0.44	340	340	MG/KG	
SW6020/NONE	SO	076SB-0100M-0001-SO	240-18544-19	N	Sodium	8.8	31.0	31.0	MG/KG	
SW6020/NONE	SO	076SB-0100M-0001-SO	240-18544-19	N	Nickel	0.088	20.0	20.0	MG/KG	
SW6020/NONE	SO	076SB-0100M-0001-SO	240-18544-19	N	Lead	0.088	12.0	12.0	MG/KG	
SW6020/NONE	SO	076SB-0100M-0001-SO	240-18544-19	N	Antimony	0.18	0.12	0.12 J	MG/KG	TR
SW6020/NONE	SO	076SB-0100M-0001-SO	240-18544-19	N	Selenium	0.44	0.76	0.76 J	MG/KG	D1
SW6020/NONE	SO	076SB-0100M-0001-SO	240-18544-19	N	Thallium	0.088	0.19	0.19 J	MG/KG	D1
SW6020/NONE	SO	076SB-0100M-0001-SO	240-18544-19	N	Vanadium	0.088	17.0	17.0	MG/KG	

SW6020/NONE	SO	076SB-0100M-0001-SO	240-18544-19	N	Zinc	0.44	50.0	50.0	MG/KG	
SW6020/NONE	SO	076SB-0101M-0001-SO	240-18544-20	N	Silver	0.095	0.025	0.025 J	MG/KG	TR
SW6020/NONE	SO	076SB-0101M-0001-SO	240-18544-20	N	Aluminum	2.9	7500	7500	MG/KG	
SW6020/NONE	SO	076SB-0101M-0001-SO	240-18544-20	N	Arsenic	0.095	13.0	13.0	MG/KG	
SW6020/NONE	SO	076SB-0101M-0001-SO	240-18544-20	N	Barium	0.95	38.0	38.0	MG/KG	
SW6020/NONE	SO	076SB-0101M-0001-SO	240-18544-20	N	Beryllium	0.095	0.50	0.50	MG/KG	
SW6020/NONE	SO	076SB-0101M-0001-SO	240-18544-20	N	Calcium	9.5	1400	1400	MG/KG	
SW6020/NONE	SO	076SB-0101M-0001-SO	240-18544-20	N	Cadmium	0.095	0.21	0.21	MG/KG	
SW6020/NONE	SO	076SB-0101M-0001-SO	240-18544-20	N	Cobalt	0.048	10.0	10.0	MG/KG	
SW6020/NONE	SO	076SB-0101M-0001-SO	240-18544-20	N	Chromium	0.19	14.0	14.0	MG/KG	
SW6020/NONE	SO	076SB-0101M-0001-SO	240-18544-20	N	Copper	0.19	16.0	16.0	MG/KG	
SW6020/NONE	SO	076SB-0101M-0001-SO	240-18544-20	N	Iron	4.8	23000	23000	MG/KG	
SW6020/NONE	SO	076SB-0101M-0001-SO	240-18544-20	N	Potassium	9.5	980	980	MG/KG	
SW6020/NONE	SO	076SB-0101M-0001-SO	240-18544-20	N	Magnesium	9.5	2600	2600	MG/KG	
SW6020/NONE	SO	076SB-0101M-0001-SO	240-18544-20	N	Manganese	0.48	360	360	MG/KG	
SW6020/NONE	SO	076SB-0101M-0001-SO	240-18544-20	N	Sodium	9.5	37.0	37.0	MG/KG	
SW6020/NONE	SO	076SB-0101M-0001-SO	240-18544-20	N	Nickel	0.095	24.0	24.0	MG/KG	
SW6020/NONE	SO	076SB-0101M-0001-SO	240-18544-20	N	Lead	0.095	11.0	11.0	MG/KG	
SW6020/NONE	SO	076SB-0101M-0001-SO	240-18544-20	N	Antimony	0.19	0.083	0.083 J	MG/KG	TR
SW6020/NONE	SO	076SB-0101M-0001-SO	240-18544-20	N	Selenium	0.48	0.30	0.30 J	MG/KG	TR
SW6020/NONE	SO	076SB-0101M-0001-SO	240-18544-20	N	Thallium	0.095	0.13	0.13	MG/KG	
SW6020/NONE	SO	076SB-0101M-0001-SO	240-18544-20	N	Vanadium	0.095	13.0	13.0	MG/KG	
SW6020/NONE	SO	076SB-0101M-0001-SO	240-18544-20	N	Zinc	0.48	70.0	70.0	MG/KG	
SW6020/NONE	SO	076SB-0102M-0001-SO	240-18544-21	N	Silver	0.076	0.020	0.020 J	MG/KG	TR
SW6020/NONE	SO	076SB-0102M-0001-SO	240-18544-21	N	Aluminum	2.3	7900	7900	MG/KG	
SW6020/NONE	SO	076SB-0102M-0001-SO	240-18544-21	N	Arsenic	0.076	15.0	15.0	MG/KG	
SW6020/NONE	SO	076SB-0102M-0001-SO	240-18544-21	N	Barium	0.76	34.0	34.0	MG/KG	
SW6020/NONE	SO	076SB-0102M-0001-SO	240-18544-21	N	Beryllium	0.076	0.53	0.53	MG/KG	
SW6020/NONE	SO	076SB-0102M-0001-SO	240-18544-21	N	Calcium	7.6	680	680	MG/KG	
SW6020/NONE	SO	076SB-0102M-0001-SO	240-18544-21	N	Cadmium	0.076	0.19	0.19	MG/KG	
SW6020/NONE	SO	076SB-0102M-0001-SO	240-18544-21	N	Cobalt	0.038	9.2	9.2	MG/KG	
SW6020/NONE	SO	076SB-0102M-0001-SO	240-18544-21	N	Chromium	0.15	22.0	22.0	MG/KG	

SW6020/NONE	SO	076SB-0102M-0001-SO	240-18544-21	N	Copper	0.15	16.0	16.0	MG/KG		
SW6020/NONE	SO	076SB-0102M-0001-SO	240-18544-21	N	Iron	3.8	27000	27000	MG/KG		
SW6020/NONE	SO	076SB-0102M-0001-SO	240-18544-21	N	Potassium	7.6	840	840	MG/KG		
SW6020/NONE	SO	076SB-0102M-0001-SO	240-18544-21	N	Magnesium	7.6	2000	2000	MG/KG		
SW6020/NONE	SO	076SB-0102M-0001-SO	240-18544-21	N	Manganese	0.38	430	430	MG/KG		
SW6020/NONE	SO	076SB-0102M-0001-SO	240-18544-21	N	Sodium	7.6	28.0	28.0	MG/KG		
SW6020/NONE	SO	076SB-0102M-0001-SO	240-18544-21	N	Nickel	0.076	23.0	23.0	MG/KG		
SW6020/NONE	SO	076SB-0102M-0001-SO	240-18544-21	N	Lead	0.076	15.0	15.0	MG/KG		
SW6020/NONE	SO	076SB-0102M-0001-SO	240-18544-21	N	Antimony	0.15	0.12	0.12 J	MG/KG		TR
SW6020/NONE	SO	076SB-0102M-0001-SO	240-18544-21	N	Selenium	0.38	0.29	0.29 J	MG/KG		TR
SW6020/NONE	SO	076SB-0102M-0001-SO	240-18544-21	N	Thallium	0.076	0.13	0.13	MG/KG		
SW6020/NONE	SO	076SB-0102M-0001-SO	240-18544-21	N	Vanadium	0.076	15.0	15.0	MG/KG		
SW6020/NONE	SO	076SB-0102M-0001-SO	240-18544-21	N	Zinc	0.38	75.0	75.0	MG/KG		
SW6020/NONE	SO	076SB-0103M-0001-SO	240-18544-22	FD	Silver	0.068	0.021	0.021 J	MG/KG		TR
SW6020/NONE	SO	076SB-0103M-0001-SO	240-18544-22	FD	Aluminum	2.0	7800	7800	MG/KG		
SW6020/NONE	SO	076SB-0103M-0001-SO	240-18544-22	FD	Arsenic	0.068	14.0	14.0	MG/KG		
SW6020/NONE	SO	076SB-0103M-0001-SO	240-18544-22	FD	Barium	0.68	32.0	32.0	MG/KG		
SW6020/NONE	SO	076SB-0103M-0001-SO	240-18544-22	FD	Beryllium	0.068	0.46	0.46	MG/KG		
SW6020/NONE	SO	076SB-0103M-0001-SO	240-18544-22	FD	Calcium	6.8	640	640	MG/KG		
SW6020/NONE	SO	076SB-0103M-0001-SO	240-18544-22	FD	Cadmium	0.068	0.16	0.16	MG/KG		
SW6020/NONE	SO	076SB-0103M-0001-SO	240-18544-22	FD	Cobalt	0.034	9.0	9.0	MG/KG		
SW6020/NONE	SO	076SB-0103M-0001-SO	240-18544-22	FD	Chromium	0.14	16.0	16.0	MG/KG		
SW6020/NONE	SO	076SB-0103M-0001-SO	240-18544-22	FD	Copper	0.14	15.0	15.0	MG/KG		
SW6020/NONE	SO	076SB-0103M-0001-SO	240-18544-22	FD	Iron	3.4	22000	22000	MG/KG		
SW6020/NONE	SO	076SB-0103M-0001-SO	240-18544-22	FD	Potassium	6.8	850	850	MG/KG		
SW6020/NONE	SO	076SB-0103M-0001-SO	240-18544-22	FD	Magnesium	6.8	2000	2000	MG/KG		
SW6020/NONE	SO	076SB-0103M-0001-SO	240-18544-22	FD	Manganese	0.34	350	350	MG/KG		
SW6020/NONE	SO	076SB-0103M-0001-SO	240-18544-22	FD	Sodium	6.8	26.0	26.0	MG/KG		
SW6020/NONE	SO	076SB-0103M-0001-SO	240-18544-22	FD	Nickel	0.068	19.0	19.0	MG/KG		
SW6020/NONE	SO	076SB-0103M-0001-SO	240-18544-22	FD	Lead	0.068	13.0	13.0	MG/KG		
SW6020/NONE	SO	076SB-0103M-0001-SO	240-18544-22	FD	Antimony	0.14	0.10	0.10 J	MG/KG		TR
SW6020/NONE	SO	076SB-0103M-0001-SO	240-18544-22	FD	Selenium	0.34	0.24	0.24 J	MG/KG		TR

SW6020/NONE	SO	076SB-0103M-0001-SO	240-18544-22	FD	Thallium	0.068	0.12	0.12	MG/KG	
SW6020/NONE	SO	076SB-0103M-0001-SO	240-18544-22	FD	Vanadium	0.068	13.0	13.0	MG/KG	
SW6020/NONE	SO	076SB-0103M-0001-SO	240-18544-22	FD	Zinc	0.34	59.0	59.0	MG/KG	
SW6020/NONE	SO	076SB-0104M-0001-SO	240-18544-23	N	Silver	0.085	0.027	0.027 J	MG/KG	TR
SW6020/NONE	SO	076SB-0104M-0001-SO	240-18544-23	N	Aluminum	2.5	11000	11000	MG/KG	
SW6020/NONE	SO	076SB-0104M-0001-SO	240-18544-23	N	Arsenic	0.085	14.0	14.0	MG/KG	
SW6020/NONE	SO	076SB-0104M-0001-SO	240-18544-23	N	Barium	0.85	52.0	52.0	MG/KG	
SW6020/NONE	SO	076SB-0104M-0001-SO	240-18544-23	N	Beryllium	0.085	0.63	0.63	MG/KG	
SW6020/NONE	SO	076SB-0104M-0001-SO	240-18544-23	N	Calcium	8.5	1100	1100	MG/KG	
SW6020/NONE	SO	076SB-0104M-0001-SO	240-18544-23	N	Cadmium	0.085	0.17	0.17	MG/KG	
SW6020/NONE	SO	076SB-0104M-0001-SO	240-18544-23	N	Cobalt	0.042	9.5	9.5	MG/KG	
SW6020/NONE	SO	076SB-0104M-0001-SO	240-18544-23	N	Chromium	0.17	16.0	16.0	MG/KG	
SW6020/NONE	SO	076SB-0104M-0001-SO	240-18544-23	N	Copper	0.17	15.0	15.0	MG/KG	
SW6020/NONE	SO	076SB-0104M-0001-SO	240-18544-23	N	Iron	4.2	27000	27000	MG/KG	
SW6020/NONE	SO	076SB-0104M-0001-SO	240-18544-23	N	Potassium	8.5	1000	1000	MG/KG	
SW6020/NONE	SO	076SB-0104M-0001-SO	240-18544-23	N	Magnesium	8.5	3300	3300	MG/KG	
SW6020/NONE	SO	076SB-0104M-0001-SO	240-18544-23	N	Manganese	0.42	280	280	MG/KG	
SW6020/NONE	SO	076SB-0104M-0001-SO	240-18544-23	N	Sodium	8.5	44.0	44.0	MG/KG	
SW6020/NONE	SO	076SB-0104M-0001-SO	240-18544-23	N	Nickel	0.085	24.0	24.0	MG/KG	
SW6020/NONE	SO	076SB-0104M-0001-SO	240-18544-23	N	Lead	0.085	11.0	11.0	MG/KG	
SW6020/NONE	SO	076SB-0104M-0001-SO	240-18544-23	N	Antimony	0.17	0.085	0.085 J	MG/KG	TR
SW6020/NONE	SO	076SB-0104M-0001-SO	240-18544-23	N	Selenium	0.42	0.34	0.34 J	MG/KG	TR
SW6020/NONE	SO	076SB-0104M-0001-SO	240-18544-23	N	Thallium	0.085	0.14	0.14	MG/KG	
SW6020/NONE	SO	076SB-0104M-0001-SO	240-18544-23	N	Vanadium	0.085	17.0	17.0	MG/KG	
SW6020/NONE	SO	076SB-0104M-0001-SO	240-18544-23	N	Zinc	0.42	54.0	54.0	MG/KG	
SW6020/NONE	SO	076SB-0105M-0001-SO	240-18544-24	FD	Silver	0.077	0.025	0.025 J	MG/KG	TR
SW6020/NONE	SO	076SB-0105M-0001-SO	240-18544-24	FD	Aluminum	2.3	11000	11000	MG/KG	
SW6020/NONE	SO	076SB-0105M-0001-SO	240-18544-24	FD	Arsenic	0.077	14.0	14.0	MG/KG	
SW6020/NONE	SO	076SB-0105M-0001-SO	240-18544-24	FD	Barium	0.77	50.0	50.0	MG/KG	
SW6020/NONE	SO	076SB-0105M-0001-SO	240-18544-24	FD	Beryllium	0.077	0.65	0.65	MG/KG	
SW6020/NONE	SO	076SB-0105M-0001-SO	240-18544-24	FD	Calcium	7.7	1000	1000	MG/KG	
SW6020/NONE	SO	076SB-0105M-0001-SO	240-18544-24	FD	Cadmium	0.077	0.17	0.17	MG/KG	

SW6020/NONE	SO	076SB-0105M-0001-SO	240-18544-24	FD	Cobalt	0.038	10.0	10.0	MG/KG	
SW6020/NONE	SO	076SB-0105M-0001-SO	240-18544-24	FD	Chromium	0.15	17.0	17.0	MG/KG	
SW6020/NONE	SO	076SB-0105M-0001-SO	240-18544-24	FD	Copper	0.15	15.0	15.0	MG/KG	
SW6020/NONE	SO	076SB-0105M-0001-SO	240-18544-24	FD	Iron	3.8	27000	27000	MG/KG	
SW6020/NONE	SO	076SB-0105M-0001-SO	240-18544-24	FD	Potassium	7.7	1100	1100	MG/KG	
SW6020/NONE	SO	076SB-0105M-0001-SO	240-18544-24	FD	Magnesium	7.7	3300	3300	MG/KG	
SW6020/NONE	SO	076SB-0105M-0001-SO	240-18544-24	FD	Manganese	0.38	320	320	MG/KG	
SW6020/NONE	SO	076SB-0105M-0001-SO	240-18544-24	FD	Sodium	7.7	47.0	47.0	MG/KG	
SW6020/NONE	SO	076SB-0105M-0001-SO	240-18544-24	FD	Nickel	0.077	24.0	24.0	MG/KG	
SW6020/NONE	SO	076SB-0105M-0001-SO	240-18544-24	FD	Lead	0.077	11.0	11.0	MG/KG	
SW6020/NONE	SO	076SB-0105M-0001-SO	240-18544-24	FD	Antimony	0.15	0.086	0.086 J	MG/KG	TR
SW6020/NONE	SO	076SB-0105M-0001-SO	240-18544-24	FD	Selenium	0.38	0.32	0.32 J	MG/KG	TR
SW6020/NONE	SO	076SB-0105M-0001-SO	240-18544-24	FD	Thallium	0.077	0.14	0.14	MG/KG	
SW6020/NONE	SO	076SB-0105M-0001-SO	240-18544-24	FD	Vanadium	0.077	18.0	18.0	MG/KG	
SW6020/NONE	SO	076SB-0105M-0001-SO	240-18544-24	FD	Zinc	0.38	55.0	55.0	MG/KG	
SW6020/NONE	SO	076SB-0106M-0001-SO	240-18544-25	FD	Silver	0.079	0.022	0.022 J	MG/KG	TR
SW6020/NONE	SO	076SB-0106M-0001-SO	240-18544-25	FD	Aluminum	2.4	6100	6100	MG/KG	
SW6020/NONE	SO	076SB-0106M-0001-SO	240-18544-25	FD	Arsenic	0.079	13.0	13.0	MG/KG	
SW6020/NONE	SO	076SB-0106M-0001-SO	240-18544-25	FD	Barium	0.79	29.0	29.0	MG/KG	
SW6020/NONE	SO	076SB-0106M-0001-SO	240-18544-25	FD	Beryllium	0.079	0.42	0.42	MG/KG	
SW6020/NONE	SO	076SB-0106M-0001-SO	240-18544-25	FD	Calcium	7.9	1200	1200	MG/KG	
SW6020/NONE	SO	076SB-0106M-0001-SO	240-18544-25	FD	Cadmium	0.079	0.16	0.16	MG/KG	
SW6020/NONE	SO	076SB-0106M-0001-SO	240-18544-25	FD	Cobalt	0.040	7.9	7.9	MG/KG	
SW6020/NONE	SO	076SB-0106M-0001-SO	240-18544-25	FD	Chromium	0.16	16.0	16.0	MG/KG	
SW6020/NONE	SO	076SB-0106M-0001-SO	240-18544-25	FD	Copper	0.16	16.0	16.0	MG/KG	
SW6020/NONE	SO	076SB-0106M-0001-SO	240-18544-25	FD	Iron	4.0	22000	22000	MG/KG	
SW6020/NONE	SO	076SB-0106M-0001-SO	240-18544-25	FD	Potassium	7.9	740	740	MG/KG	
SW6020/NONE	SO	076SB-0106M-0001-SO	240-18544-25	FD	Magnesium	7.9	1700	1700	MG/KG	
SW6020/NONE	SO	076SB-0106M-0001-SO	240-18544-25	FD	Manganese	0.40	370	370	MG/KG	
SW6020/NONE	SO	076SB-0106M-0001-SO	240-18544-25	FD	Sodium	7.9	23.0	23.0	MG/KG	
SW6020/NONE	SO	076SB-0106M-0001-SO	240-18544-25	FD	Nickel	0.079	21.0	21.0	MG/KG	
SW6020/NONE	SO	076SB-0106M-0001-SO	240-18544-25	FD	Lead	0.079	15.0	15.0	MG/KG	

SW6020/NONE	SO	076SB-0106M-0001-SO	240-18544-25	FD	Antimony	0.16	0.13	0.13 J	MG/KG	TR
SW6020/NONE	SO	076SB-0106M-0001-SO	240-18544-25	FD	Selenium	0.40	0.19	0.19 J	MG/KG	TR
SW6020/NONE	SO	076SB-0106M-0001-SO	240-18544-25	FD	Thallium	0.079	0.11	0.11	MG/KG	
SW6020/NONE	SO	076SB-0106M-0001-SO	240-18544-25	FD	Vanadium	0.079	11.0	11.0	MG/KG	
SW6020/NONE	SO	076SB-0106M-0001-SO	240-18544-25	FD	Zinc	0.40	56.0	56.0	MG/KG	
SW6020/NONE	SO	076SB-0107M-0001-SO	240-18544-26	FD	Silver	0.074	0.020	0.020 J	MG/KG	TR
SW6020/NONE	SO	076SB-0107M-0001-SO	240-18544-26	FD	Aluminum	2.2	7500	7500	MG/KG	
SW6020/NONE	SO	076SB-0107M-0001-SO	240-18544-26	FD	Arsenic	0.074	15.0	15.0	MG/KG	
SW6020/NONE	SO	076SB-0107M-0001-SO	240-18544-26	FD	Barium	0.74	30.0	30.0	MG/KG	
SW6020/NONE	SO	076SB-0107M-0001-SO	240-18544-26	FD	Beryllium	0.074	0.45	0.45	MG/KG	
SW6020/NONE	SO	076SB-0107M-0001-SO	240-18544-26	FD	Calcium	7.4	1100	1100	MG/KG	
SW6020/NONE	SO	076SB-0107M-0001-SO	240-18544-26	FD	Cadmium	0.074	0.15	0.15	MG/KG	
SW6020/NONE	SO	076SB-0107M-0001-SO	240-18544-26	FD	Cobalt	0.037	7.9	7.9	MG/KG	
SW6020/NONE	SO	076SB-0107M-0001-SO	240-18544-26	FD	Chromium	0.15	16.0	16.0	MG/KG	
SW6020/NONE	SO	076SB-0107M-0001-SO	240-18544-26	FD	Copper	0.15	17.0	17.0	MG/KG	
SW6020/NONE	SO	076SB-0107M-0001-SO	240-18544-26	FD	Iron	3.7	22000	22000	MG/KG	
SW6020/NONE	SO	076SB-0107M-0001-SO	240-18544-26	FD	Potassium	7.4	950	950	MG/KG	
SW6020/NONE	SO	076SB-0107M-0001-SO	240-18544-26	FD	Magnesium	7.4	1900	1900	MG/KG	
SW6020/NONE	SO	076SB-0107M-0001-SO	240-18544-26	FD	Manganese	0.37	320	320	MG/KG	
SW6020/NONE	SO	076SB-0107M-0001-SO	240-18544-26	FD	Sodium	7.4	28.0	28.0	MG/KG	
SW6020/NONE	SO	076SB-0107M-0001-SO	240-18544-26	FD	Nickel	0.074	21.0	21.0	MG/KG	
SW6020/NONE	SO	076SB-0107M-0001-SO	240-18544-26	FD	Lead	0.074	12.0	12.0	MG/KG	
SW6020/NONE	SO	076SB-0107M-0001-SO	240-18544-26	FD	Antimony	0.15	0.14	0.14 J	MG/KG	TR
SW6020/NONE	SO	076SB-0107M-0001-SO	240-18544-26	FD	Selenium	0.37	0.48	0.48	MG/KG	
SW6020/NONE	SO	076SB-0107M-0001-SO	240-18544-26	FD	Thallium	0.074	0.14	0.14	MG/KG	
SW6020/NONE	SO	076SB-0107M-0001-SO	240-18544-26	FD	Vanadium	0.074	13.0	13.0	MG/KG	
SW6020/NONE	SO	076SB-0107M-0001-SO	240-18544-26	FD	Zinc	0.37	60.0	60.0	MG/KG	
SW6020/NONE	SO	076SB-0108M-0001-SO	240-18544-27	N	Silver	0.091	0.029	0.029 J	MG/KG	TR
SW6020/NONE	SO	076SB-0108M-0001-SO	240-18544-27	N	Aluminum	2.7	7100	7100	MG/KG	
SW6020/NONE	SO	076SB-0108M-0001-SO	240-18544-27	N	Arsenic	0.091	19.0	19.0	MG/KG	
SW6020/NONE	SO	076SB-0108M-0001-SO	240-18544-27	N	Barium	0.91	35.0	35.0	MG/KG	
SW6020/NONE	SO	076SB-0108M-0001-SO	240-18544-27	N	Beryllium	0.091	0.46	0.46	MG/KG	

SW6020/NONE	SO	076SB-0108M-0001-SO	240-18544-27	N	Calcium	9.1	1100	1100	MG/KG	
SW6020/NONE	SO	076SB-0108M-0001-SO	240-18544-27	N	Cadmium	0.091	0.21	0.21	MG/KG	
SW6020/NONE	SO	076SB-0108M-0001-SO	240-18544-27	N	Cobalt	0.045	9.6	9.6	MG/KG	
SW6020/NONE	SO	076SB-0108M-0001-SO	240-18544-27	N	Chromium	0.18	16.0	16.0	MG/KG	
SW6020/NONE	SO	076SB-0108M-0001-SO	240-18544-27	N	Copper	0.18	18.0	18.0	MG/KG	
SW6020/NONE	SO	076SB-0108M-0001-SO	240-18544-27	N	Iron	4.5	25000	25000	MG/KG	
SW6020/NONE	SO	076SB-0108M-0001-SO	240-18544-27	N	Potassium	9.1	950	950	MG/KG	
SW6020/NONE	SO	076SB-0108M-0001-SO	240-18544-27	N	Magnesium	9.1	2200	2200	MG/KG	
SW6020/NONE	SO	076SB-0108M-0001-SO	240-18544-27	N	Manganese	0.45	350	350	MG/KG	
SW6020/NONE	SO	076SB-0108M-0001-SO	240-18544-27	N	Sodium	9.1	31.0	31.0	MG/KG	
SW6020/NONE	SO	076SB-0108M-0001-SO	240-18544-27	N	Nickel	0.091	23.0	23.0	MG/KG	
SW6020/NONE	SO	076SB-0108M-0001-SO	240-18544-27	N	Lead	0.091	18.0	18.0	MG/KG	
SW6020/NONE	SO	076SB-0108M-0001-SO	240-18544-27	N	Antimony	0.18	0.18	0.18	MG/KG	
SW6020/NONE	SO	076SB-0108M-0001-SO	240-18544-27	N	Selenium	0.45	0.59	0.59	MG/KG	
SW6020/NONE	SO	076SB-0108M-0001-SO	240-18544-27	N	Thallium	0.091	0.15	0.15	MG/KG	
SW6020/NONE	SO	076SB-0108M-0001-SO	240-18544-27	N	Vanadium	0.091	13.0	13.0	MG/KG	
SW6020/NONE	SO	076SB-0108M-0001-SO	240-18544-27	N	Zinc	0.45	63.0	63.0	MG/KG	
SW6020/NONE	SO	076SB-0109M-0001-SO	240-18544-28	N	Silver	0.088	0.025	0.025 J	MG/KG	TR
SW6020/NONE	SO	076SB-0109M-0001-SO	240-18544-28	N	Aluminum	2.7	11000	11000	MG/KG	
SW6020/NONE	SO	076SB-0109M-0001-SO	240-18544-28	N	Arsenic	0.088	13.0	13.0	MG/KG	
SW6020/NONE	SO	076SB-0109M-0001-SO	240-18544-28	N	Barium	0.88	44.0	44.0	MG/KG	
SW6020/NONE	SO	076SB-0109M-0001-SO	240-18544-28	N	Beryllium	0.088	0.54	0.54	MG/KG	
SW6020/NONE	SO	076SB-0109M-0001-SO	240-18544-28	N	Calcium	8.8	1000	1000	MG/KG	
SW6020/NONE	SO	076SB-0109M-0001-SO	240-18544-28	N	Cadmium	0.088	0.14	0.14	MG/KG	
SW6020/NONE	SO	076SB-0109M-0001-SO	240-18544-28	N	Cobalt	0.044	9.2	9.2	MG/KG	
SW6020/NONE	SO	076SB-0109M-0001-SO	240-18544-28	N	Chromium	0.18	16.0	16.0	MG/KG	
SW6020/NONE	SO	076SB-0109M-0001-SO	240-18544-28	N	Copper	0.18	14.0	14.0	MG/KG	
SW6020/NONE	SO	076SB-0109M-0001-SO	240-18544-28	N	Iron	4.4	22000	22000	MG/KG	
SW6020/NONE	SO	076SB-0109M-0001-SO	240-18544-28	N	Potassium	8.8	1100	1100	MG/KG	
SW6020/NONE	SO	076SB-0109M-0001-SO	240-18544-28	N	Magnesium	8.8	2700	2700	MG/KG	
SW6020/NONE	SO	076SB-0109M-0001-SO	240-18544-28	N	Manganese	0.44	380	380	MG/KG	
SW6020/NONE	SO	076SB-0109M-0001-SO	240-18544-28	N	Sodium	8.8	41.0	41.0	MG/KG	

SW6020/NONE	SO	076SB-0109M-0001-SO	240-18544-28	N	Nickel	0.088	21.0	21.0	MG/KG	
SW6020/NONE	SO	076SB-0109M-0001-SO	240-18544-28	N	Lead	0.088	11.0	11.0	MG/KG	
SW6020/NONE	SO	076SB-0109M-0001-SO	240-18544-28	N	Antimony	0.18	0.079	0.079 J	MG/KG	TR
SW6020/NONE	SO	076SB-0109M-0001-SO	240-18544-28	N	Selenium	0.44	0.56	0.56	MG/KG	
SW6020/NONE	SO	076SB-0109M-0001-SO	240-18544-28	N	Thallium	0.088	0.14	0.14	MG/KG	
SW6020/NONE	SO	076SB-0109M-0001-SO	240-18544-28	N	Vanadium	0.088	16.0	16.0	MG/KG	
SW6020/NONE	SO	076SB-0109M-0001-SO	240-18544-28	N	Zinc	0.44	55.0	55.0	MG/KG	
SW6020/NONE	SO	076SB-0110M-0001-SO	240-18544-29	N	Silver	0.086	0.021	0.021 J	MG/KG	TR
SW6020/NONE	SO	076SB-0110M-0001-SO	240-18544-29	N	Aluminum	2.6	8100	8100	MG/KG	
SW6020/NONE	SO	076SB-0110M-0001-SO	240-18544-29	N	Arsenic	0.086	15.0	15.0	MG/KG	
SW6020/NONE	SO	076SB-0110M-0001-SO	240-18544-29	N	Barium	0.86	38.0	38.0	MG/KG	
SW6020/NONE	SO	076SB-0110M-0001-SO	240-18544-29	N	Beryllium	0.086	0.43	0.43	MG/KG	
SW6020/NONE	SO	076SB-0110M-0001-SO	240-18544-29	N	Calcium	8.6	2900	2900	MG/KG	
SW6020/NONE	SO	076SB-0110M-0001-SO	240-18544-29	N	Cadmium	0.086	0.16	0.16	MG/KG	
SW6020/NONE	SO	076SB-0110M-0001-SO	240-18544-29	N	Cobalt	0.043	8.8	8.8	MG/KG	
SW6020/NONE	SO	076SB-0110M-0001-SO	240-18544-29	N	Chromium	0.17	17.0	17.0	MG/KG	
SW6020/NONE	SO	076SB-0110M-0001-SO	240-18544-29	N	Copper	0.17	17.0	17.0	MG/KG	
SW6020/NONE	SO	076SB-0110M-0001-SO	240-18544-29	N	Iron	4.3	22000	22000	MG/KG	
SW6020/NONE	SO	076SB-0110M-0001-SO	240-18544-29	N	Potassium	8.6	870	870	MG/KG	
SW6020/NONE	SO	076SB-0110M-0001-SO	240-18544-29	N	Magnesium	8.6	2500	2500	MG/KG	
SW6020/NONE	SO	076SB-0110M-0001-SO	240-18544-29	N	Manganese	0.43	400	400	MG/KG	
SW6020/NONE	SO	076SB-0110M-0001-SO	240-18544-29	N	Sodium	8.6	35.0	35.0	MG/KG	
SW6020/NONE	SO	076SB-0110M-0001-SO	240-18544-29	N	Nickel	0.086	21.0	21.0	MG/KG	
SW6020/NONE	SO	076SB-0110M-0001-SO	240-18544-29	N	Lead	0.086	11.0	11.0	MG/KG	
SW6020/NONE	SO	076SB-0110M-0001-SO	240-18544-29	N	Antimony	0.17	0.082	0.082 J	MG/KG	TR
SW6020/NONE	SO	076SB-0110M-0001-SO	240-18544-29	N	Selenium	0.43	0.42	0.42 J	MG/KG	TR
SW6020/NONE	SO	076SB-0110M-0001-SO	240-18544-29	N	Thallium	0.086	0.11	0.11	MG/KG	
SW6020/NONE	SO	076SB-0110M-0001-SO	240-18544-29	N	Vanadium	0.086	14.0	14.0	MG/KG	
SW6020/NONE	SO	076SB-0110M-0001-SO	240-18544-29	N	Zinc	0.43	52.0	52.0	MG/KG	
SW6020/NONE	SO	076SB-0111M-0001-SO	240-18544-30	FD	Silver	0.088	0.022	0.022 J	MG/KG	TR
SW6020/NONE	SO	076SB-0111M-0001-SO	240-18544-30	FD	Aluminum	2.6	6700	6700	MG/KG	
SW6020/NONE	SO	076SB-0111M-0001-SO	240-18544-30	FD	Arsenic	0.088	14.0	14.0	MG/KG	

SW6020/NONE	SO	076SB-0111M-0001-SO	240-18544-30	FD	Barium	0.88	32.0	32.0	MG/KG	
SW6020/NONE	SO	076SB-0111M-0001-SO	240-18544-30	FD	Beryllium	0.088	0.38	0.38	MG/KG	
SW6020/NONE	SO	076SB-0111M-0001-SO	240-18544-30	FD	Calcium	8.8	3300	3300	MG/KG	
SW6020/NONE	SO	076SB-0111M-0001-SO	240-18544-30	FD	Cadmium	0.088	0.15	0.15	MG/KG	
SW6020/NONE	SO	076SB-0111M-0001-SO	240-18544-30	FD	Cobalt	0.044	7.4	7.4	MG/KG	
SW6020/NONE	SO	076SB-0111M-0001-SO	240-18544-30	FD	Chromium	0.18	14.0	14.0	MG/KG	
SW6020/NONE	SO	076SB-0111M-0001-SO	240-18544-30	FD	Copper	0.18	14.0	14.0	MG/KG	
SW6020/NONE	SO	076SB-0111M-0001-SO	240-18544-30	FD	Iron	4.4	21000	21000	MG/KG	
SW6020/NONE	SO	076SB-0111M-0001-SO	240-18544-30	FD	Potassium	8.8	700	700	MG/KG	
SW6020/NONE	SO	076SB-0111M-0001-SO	240-18544-30	FD	Magnesium	8.8	2100	2100	MG/KG	
SW6020/NONE	SO	076SB-0111M-0001-SO	240-18544-30	FD	Manganese	0.44	350	350	MG/KG	
SW6020/NONE	SO	076SB-0111M-0001-SO	240-18544-30	FD	Sodium	8.8	37.0	37.0	MG/KG	
SW6020/NONE	SO	076SB-0111M-0001-SO	240-18544-30	FD	Nickel	0.088	18.0	18.0	MG/KG	
SW6020/NONE	SO	076SB-0111M-0001-SO	240-18544-30	FD	Lead	0.088	9.8	9.8	MG/KG	
SW6020/NONE	SO	076SB-0111M-0001-SO	240-18544-30	FD	Antimony	0.18	0.082	0.082 J	MG/KG	TR
SW6020/NONE	SO	076SB-0111M-0001-SO	240-18544-30	FD	Selenium	0.44	0.71	0.71	MG/KG	
SW6020/NONE	SO	076SB-0111M-0001-SO	240-18544-30	FD	Thallium	0.088	0.093	0.093	MG/KG	
SW6020/NONE	SO	076SB-0111M-0001-SO	240-18544-30	FD	Vanadium	0.088	12.0	12.0	MG/KG	
SW6020/NONE	SO	076SB-0111M-0001-SO	240-18544-30	FD	Zinc	0.44	40.0	40.0	MG/KG	
SW6020/NONE	SO	076SB-0112M-0001-SO	240-18544-31	N	Silver	0.10	0.031	0.031 J	MG/KG	TR
SW6020/NONE	SO	076SB-0112M-0001-SO	240-18544-31	N	Aluminum	3.0	7600	7600	MG/KG	
SW6020/NONE	SO	076SB-0112M-0001-SO	240-18544-31	N	Arsenic	0.10	13.0	13.0	MG/KG	
SW6020/NONE	SO	076SB-0112M-0001-SO	240-18544-31	N	Barium	1.0	63.0	63.0	MG/KG	
SW6020/NONE	SO	076SB-0112M-0001-SO	240-18544-31	N	Beryllium	0.10	0.48	0.48	MG/KG	
SW6020/NONE	SO	076SB-0112M-0001-SO	240-18544-31	N	Calcium	10.0	5400	5400	MG/KG	
SW6020/NONE	SO	076SB-0112M-0001-SO	240-18544-31	N	Cadmium	0.10	0.31	0.31	MG/KG	
SW6020/NONE	SO	076SB-0112M-0001-SO	240-18544-31	N	Cobalt	0.050	8.2	8.2	MG/KG	
SW6020/NONE	SO	076SB-0112M-0001-SO	240-18544-31	N	Chromium	0.20	17.0	17.0	MG/KG	
SW6020/NONE	SO	076SB-0112M-0001-SO	240-18544-31	N	Copper	0.20	18.0	18.0	MG/KG	
SW6020/NONE	SO	076SB-0112M-0001-SO	240-18544-31	N	Iron	5.0	20000	20000	MG/KG	
SW6020/NONE	SO	076SB-0112M-0001-SO	240-18544-31	N	Potassium	10.0	650	650	MG/KG	
SW6020/NONE	SO	076SB-0112M-0001-SO	240-18544-31	N	Magnesium	10.0	2400	2400	MG/KG	

SW6020/NONE	SO	076SB-0112M-0001-SO	240-18544-31	N	Manganese	0.50	520	520	MG/KG	
SW6020/NONE	SO	076SB-0112M-0001-SO	240-18544-31	N	Sodium	10.0	43.0	43.0	MG/KG	
SW6020/NONE	SO	076SB-0112M-0001-SO	240-18544-31	N	Nickel	0.10	21.0	21.0	MG/KG	
SW6020/NONE	SO	076SB-0112M-0001-SO	240-18544-31	N	Lead	0.10	15.0	15.0	MG/KG	
SW6020/NONE	SO	076SB-0112M-0001-SO	240-18544-31	N	Antimony	0.20	0.13	0.13 J	MG/KG	TR
SW6020/NONE	SO	076SB-0112M-0001-SO	240-18544-31	N	Selenium	0.50	0.79	0.79	MG/KG	
SW6020/NONE	SO	076SB-0112M-0001-SO	240-18544-31	N	Thallium	0.10	0.13	0.13	MG/KG	
SW6020/NONE	SO	076SB-0112M-0001-SO	240-18544-31	N	Vanadium	0.10	15.0	15.0	MG/KG	
SW6020/NONE	SO	076SB-0112M-0001-SO	240-18544-31	N	Zinc	0.50	54.0	54.0	MG/KG	
SW6020/NONE	SO	076SB-0113M-0001-SO	240-18544-32	FD	Silver	0.085	0.028	0.028 J	MG/KG	TR
SW6020/NONE	SO	076SB-0113M-0001-SO	240-18544-32	FD	Aluminum	2.5	7900	7900	MG/KG	
SW6020/NONE	SO	076SB-0113M-0001-SO	240-18544-32	FD	Arsenic	0.085	12.0	12.0	MG/KG	
SW6020/NONE	SO	076SB-0113M-0001-SO	240-18544-32	FD	Barium	0.85	57.0	57.0	MG/KG	
SW6020/NONE	SO	076SB-0113M-0001-SO	240-18544-32	FD	Beryllium	0.085	0.50	0.50	MG/KG	
SW6020/NONE	SO	076SB-0113M-0001-SO	240-18544-32	FD	Calcium	8.5	5900	5900	MG/KG	
SW6020/NONE	SO	076SB-0113M-0001-SO	240-18544-32	FD	Cadmium	0.085	0.28	0.28	MG/KG	
SW6020/NONE	SO	076SB-0113M-0001-SO	240-18544-32	FD	Cobalt	0.042	7.4	7.4	MG/KG	
SW6020/NONE	SO	076SB-0113M-0001-SO	240-18544-32	FD	Chromium	0.17	13.0	13.0	MG/KG	
SW6020/NONE	SO	076SB-0113M-0001-SO	240-18544-32	FD	Copper	0.17	17.0	17.0	MG/KG	
SW6020/NONE	SO	076SB-0113M-0001-SO	240-18544-32	FD	Iron	4.2	19000	19000	MG/KG	
SW6020/NONE	SO	076SB-0113M-0001-SO	240-18544-32	FD	Potassium	8.5	730	730	MG/KG	
SW6020/NONE	SO	076SB-0113M-0001-SO	240-18544-32	FD	Magnesium	8.5	2600	2600	MG/KG	
SW6020/NONE	SO	076SB-0113M-0001-SO	240-18544-32	FD	Manganese	0.42	440	440	MG/KG	
SW6020/NONE	SO	076SB-0113M-0001-SO	240-18544-32	FD	Sodium	8.5	42.0	42.0	MG/KG	
SW6020/NONE	SO	076SB-0113M-0001-SO	240-18544-32	FD	Nickel	0.085	18.0	18.0	MG/KG	
SW6020/NONE	SO	076SB-0113M-0001-SO	240-18544-32	FD	Lead	0.085	15.0	15.0	MG/KG	
SW6020/NONE	SO	076SB-0113M-0001-SO	240-18544-32	FD	Antimony	0.17	0.10	0.10 J	MG/KG	TR
SW6020/NONE	SO	076SB-0113M-0001-SO	240-18544-32	FD	Selenium	0.42	0.65	0.65	MG/KG	
SW6020/NONE	SO	076SB-0113M-0001-SO	240-18544-32	FD	Thallium	0.085	0.12	0.12	MG/KG	
SW6020/NONE	SO	076SB-0113M-0001-SO	240-18544-32	FD	Vanadium	0.085	15.0	15.0	MG/KG	
SW6020/NONE	SO	076SB-0113M-0001-SO	240-18544-32	FD	Zinc	0.42	52.0	52.0	MG/KG	
SW6020/NONE	SO	076SB-0114M-0001-SO	240-18544-33	N	Silver	0.091	0.019	0.019 J	MG/KG	TR

SW6020/NONE	SO	076SB-0114M-0001-SO	240-18544-33	N	Aluminum	2.7	7600	7600	MG/KG	
SW6020/NONE	SO	076SB-0114M-0001-SO	240-18544-33	N	Arsenic	0.091	13.0	13.0	MG/KG	
SW6020/NONE	SO	076SB-0114M-0001-SO	240-18544-33	N	Barium	0.91	36.0	36.0	MG/KG	
SW6020/NONE	SO	076SB-0114M-0001-SO	240-18544-33	N	Beryllium	0.091	0.35	0.35	MG/KG	
SW6020/NONE	SO	076SB-0114M-0001-SO	240-18544-33	N	Calcium	9.1	530	530	MG/KG	
SW6020/NONE	SO	076SB-0114M-0001-SO	240-18544-33	N	Cadmium	0.091	0.15	0.15	MG/KG	
SW6020/NONE	SO	076SB-0114M-0001-SO	240-18544-33	N	Cobalt	0.045	8.0	8.0	MG/KG	
SW6020/NONE	SO	076SB-0114M-0001-SO	240-18544-33	N	Chromium	0.18	12.0	12.0	MG/KG	
SW6020/NONE	SO	076SB-0114M-0001-SO	240-18544-33	N	Copper	0.18	16.0	16.0	MG/KG	
SW6020/NONE	SO	076SB-0114M-0001-SO	240-18544-33	N	Iron	4.5	20000	20000	MG/KG	
SW6020/NONE	SO	076SB-0114M-0001-SO	240-18544-33	N	Potassium	9.1	550	550	MG/KG	
SW6020/NONE	SO	076SB-0114M-0001-SO	240-18544-33	N	Magnesium	9.1	1900	1900	MG/KG	
SW6020/NONE	SO	076SB-0114M-0001-SO	240-18544-33	N	Manganese	0.45	420	420	MG/KG	
SW6020/NONE	SO	076SB-0114M-0001-SO	240-18544-33	N	Sodium	9.1	20.0	20.0	MG/KG	
SW6020/NONE	SO	076SB-0114M-0001-SO	240-18544-33	N	Nickel	0.091	17.0	17.0	MG/KG	
SW6020/NONE	SO	076SB-0114M-0001-SO	240-18544-33	N	Lead	0.091	11.0	11.0	MG/KG	
SW6020/NONE	SO	076SB-0114M-0001-SO	240-18544-33	N	Antimony	0.18	0.088	0.088 J	MG/KG	TR
SW6020/NONE	SO	076SB-0114M-0001-SO	240-18544-33	N	Selenium	0.45	0.51	0.51	MG/KG	
SW6020/NONE	SO	076SB-0114M-0001-SO	240-18544-33	N	Thallium	0.091	0.12	0.12	MG/KG	
SW6020/NONE	SO	076SB-0114M-0001-SO	240-18544-33	N	Vanadium	0.091	13.0	13.0	MG/KG	
SW6020/NONE	SO	076SB-0114M-0001-SO	240-18544-33	N	Zinc	0.45	54.0	54.0	MG/KG	
SW6020/NONE	SO	076SB-0115M-0001-SO	240-18544-34	FD	Silver	0.087	0.020	0.020 J	MG/KG	TR
SW6020/NONE	SO	076SB-0115M-0001-SO	240-18544-34	FD	Aluminum	2.6	7800	7800	MG/KG	
SW6020/NONE	SO	076SB-0115M-0001-SO	240-18544-34	FD	Arsenic	0.087	14.0	14.0	MG/KG	
SW6020/NONE	SO	076SB-0115M-0001-SO	240-18544-34	FD	Barium	0.87	37.0	37.0	MG/KG	
SW6020/NONE	SO	076SB-0115M-0001-SO	240-18544-34	FD	Beryllium	0.087	0.35	0.35	MG/KG	
SW6020/NONE	SO	076SB-0115M-0001-SO	240-18544-34	FD	Calcium	8.7	570	570	MG/KG	
SW6020/NONE	SO	076SB-0115M-0001-SO	240-18544-34	FD	Cadmium	0.087	0.15	0.15	MG/KG	
SW6020/NONE	SO	076SB-0115M-0001-SO	240-18544-34	FD	Cobalt	0.043	8.2	8.2	MG/KG	
SW6020/NONE	SO	076SB-0115M-0001-SO	240-18544-34	FD	Chromium	0.17	12.0	12.0	MG/KG	
SW6020/NONE	SO	076SB-0115M-0001-SO	240-18544-34	FD	Copper	0.17	17.0	17.0	MG/KG	
SW6020/NONE	SO	076SB-0115M-0001-SO	240-18544-34	FD	Iron	4.3	20000	20000	MG/KG	

SW6020/NONE	SO	076SB-0115M-0001-SO	240-18544-34	FD	Potassium	8.7	580	580	MG/KG	
SW6020/NONE	SO	076SB-0115M-0001-SO	240-18544-34	FD	Magnesium	8.7	1900	1900	MG/KG	
SW6020/NONE	SO	076SB-0115M-0001-SO	240-18544-34	FD	Manganese	0.43	430	430	MG/KG	
SW6020/NONE	SO	076SB-0115M-0001-SO	240-18544-34	FD	Sodium	8.7	22.0	22.0	MG/KG	
SW6020/NONE	SO	076SB-0115M-0001-SO	240-18544-34	FD	Nickel	0.087	17.0	17.0	MG/KG	
SW6020/NONE	SO	076SB-0115M-0001-SO	240-18544-34	FD	Lead	0.087	12.0	12.0	MG/KG	
SW6020/NONE	SO	076SB-0115M-0001-SO	240-18544-34	FD	Antimony	0.17	0.093	0.093 J	MG/KG	TR
SW6020/NONE	SO	076SB-0115M-0001-SO	240-18544-34	FD	Selenium	0.43	0.48	0.48	MG/KG	
SW6020/NONE	SO	076SB-0115M-0001-SO	240-18544-34	FD	Thallium	0.087	0.12	0.12	MG/KG	
SW6020/NONE	SO	076SB-0115M-0001-SO	240-18544-34	FD	Vanadium	0.087	14.0	14.0	MG/KG	
SW6020/NONE	SO	076SB-0115M-0001-SO	240-18544-34	FD	Zinc	0.43	55.0	55.0	MG/KG	

Test Leach	Matrix	FieldSample ID	LabSample ID	Type	Analyte	RL	Lab Result	Qualified Result	Units	Reason
SW7471A/NONE	SO	072SB-0064-0001-SO	240-18544-2	FD	Mercury	0.12	0.024	0.024 J	MG/KG	TR
SW7471A/NONE	SO	072SB-0066-0001-SO	240-18544-4	N	Mercury	0.12	0.020	0.020 J	MG/KG	TR
SW7471A/NONE	SO	072SB-0067-0001-SO	240-18544-5	N	Mercury	0.098	0.020	0.020 J	MG/KG	TR
SW7471A/NONE	SO	072SB-0068-0001-SO	240-18544-6	N	Mercury	0.11	0.022	0.022 J	MG/KG	TR
SW7471A/NONE	SO	075TR-0005-0001-SO	240-18544-41	N	Mercury	0.13	0.052	0.052 J	MG/KG	TR
SW7471A/NONE	SO	075TR-0006-0001-SO	240-18544-42	N	Mercury	0.12	0.35	0.35	MG/KG	
SW7471A/NONE	SO	075TR-0007-0001-SO	240-18544-43	N	Mercury	0.14	0.048	0.048 J	MG/KG	TR
SW7471A/NONE	SO	076SB-0078-0001-SO	240-18544-18	N	Mercury	0.12	0.029	0.029 J -	MG/KG	H1/TR
SW7471A/NONE	SO	076SB-0090M-0001-SO	240-18544-7	N	Mercury	0.095	0.032	0.032 J	MG/KG	TR
SW7471A/NONE	SO	076SB-0091M-0001-SO	240-18544-8	N	Mercury	0.11	0.030	0.030 J	MG/KG	TR
SW7471A/NONE	SO	076SB-0092M-0001-SO	240-18544-10	N	Mercury	0.12	0.038	0.038 J	MG/KG	TR
SW7471A/NONE	SO	076SB-0093M-0001-SO	240-18544-11	FD	Mercury	0.10	0.039	0.039 J	MG/KG	TR
SW7471A/NONE	SO	076SB-0094M-0001-SO	240-18544-12	N	Mercury	0.10	0.042	0.042 J	MG/KG	TR
SW7471A/NONE	SO	076SB-0095M-0001-SO	240-18544-13	FD	Mercury	0.097	0.038	0.038 J	MG/KG	TR
SW7471A/NONE	SO	076SB-0096M-0001-SO	240-18544-14	N	Mercury	0.098	0.031	0.031 J	MG/KG	TR
SW7471A/NONE	SO	076SB-0097M-0001-SO	240-18544-15	FD	Mercury	0.090	0.026	0.026 J	MG/KG	TR
SW7471A/NONE	SO	076SB-0098M-0001-SO	240-18544-16	N	Mercury	0.11	0.027	0.027 J	MG/KG	TR
SW7471A/NONE	SO	076SB-0099M-0001-SO	240-18544-17	N	Mercury	0.090	0.028	0.028 J	MG/KG	TR
SW7471A/NONE	SO	076SB-0100M-0001-SO	240-18544-19	N	Mercury	0.11	0.032	0.032 J	MG/KG	TR
SW7471A/NONE	SO	076SB-0101M-0001-SO	240-18544-20	N	Mercury	0.094	0.021	0.021 J	MG/KG	TR

SW7471A/NONE	SO	076SB-0102M-0001-SO	240-18544-21	N	Mercury	0.092	0.030	0.030 J	MG/KG	TR
SW7471A/NONE	SO	076SB-0103M-0001-SO	240-18544-22	FD	Mercury	0.10	0.031	0.031 J	MG/KG	TR
SW7471A/NONE	SO	076SB-0104M-0001-SO	240-18544-23	N	Mercury	0.097	0.030	0.030 J	MG/KG	TR
SW7471A/NONE	SO	076SB-0105M-0001-SO	240-18544-24	FD	Mercury	0.090	0.030	0.030 J	MG/KG	TR
SW7471A/NONE	SO	076SB-0106M-0001-SO	240-18544-25	FD	Mercury	0.11	0.026	0.026 J	MG/KG	TR
SW7471A/NONE	SO	076SB-0107M-0001-SO	240-18544-26	FD	Mercury	0.090	0.025	0.025 J	MG/KG	TR
SW7471A/NONE	SO	076SB-0108M-0001-SO	240-18544-27	N	Mercury	0.11	0.030	0.030 J	MG/KG	TR
SW7471A/NONE	SO	076SB-0109M-0001-SO	240-18544-28	N	Mercury	0.086	0.029	0.029 J	MG/KG	TR
SW7471A/NONE	SO	076SB-0110M-0001-SO	240-18544-29	N	Mercury	0.097	0.023	0.023 J	MG/KG	TR
SW7471A/NONE	SO	076SB-0111M-0001-SO	240-18544-30	FD	Mercury	0.091	0.022	0.022 J	MG/KG	TR
SW7471A/NONE	SO	076SB-0112M-0001-SO	240-18544-31	N	Mercury	0.094	0.030	0.030 J	MG/KG	TR
SW7471A/NONE	SO	076SB-0113M-0001-SO	240-18544-32	FD	Mercury	0.12	0.031	0.031 J	MG/KG	TR
SW7471A/NONE	SO	076SB-0114M-0001-SO	240-18544-33	N	Mercury	0.090	0.030	0.030 J	MG/KG	TR
SW7471A/NONE	SO	076SB-0115M-0001-SO	240-18544-34	FD	Mercury	0.12	0.033	0.033 J	MG/KG	TR
SW8081/NONE	SO	076SB-0098M-0001-SO	240-18544-16	N	p,p'-DDE	1.7	0.47	0.47 J	UG/KG	TR/P
SW8081/NONE	SO	076SB-0112M-0001-SO	240-18544-31	N	p,p'-DDT	20.0	14.0	14.0 J	UG/KG	TR
SW8082/NONE	SO	076SB-0112M-0001-SO	240-18544-31	N	PCB-1260 (Arochlor 1260)	55.0	77.0	77.0	UG/KG	
SW8260B/NONE	SO	072SB-0064-0001-SO	240-18544-2	FD	Toluene	4.2	0.94	0.94 J -	UG/KG	I/TR/d
SW8260B/NONE	SO	072SB-0065-0001-SO	240-18544-3	N	Toluene	4.3	0.86	0.86 J	UG/KG	TR
SW8260B/NONE	SO	072SB-0066-0001-SO	240-18544-4	N	Toluene	4.1	0.53	0.53 J	UG/KG	TR
SW8260B/NONE	SO	072SB-0067-0001-SO	240-18544-5	N	Toluene	4.6	3.0	3.0 J	UG/KG	TR
SW8260B/NONE	SO	072SB-0068-0001-SO	240-18544-6	N	Toluene	4.9	3.1	3.1 J	UG/KG	TR/d
SW8260B/NONE	SO	076SB-0078-0001-SO	240-18544-18	N	Toluene	5.3	4.0	4.0 J -	UG/KG	TR
SW8260B/NONE	SO	076SB-0090M-0001-SO	240-18544-7	N	Toluene	6.2	1.5	1.5 J -	UG/KG	I/TR
SW8260B/NONE	SO	076SB-0091M-0001-SO	240-18544-8	N	Toluene	5.1	2.0	2.0 J	UG/KG	TR
SW8260B/NONE	SO	076SB-0091M-0001-SO	240-18544-8	N	Methylene Chloride	5.1	1.6	1.6 J	UG/KG	TR
SW8260B/NONE	SO	076SB-0092M-0001-SO	240-18544-10	N	Toluene	4.9	0.84	0.84 J	UG/KG	TR

SW8260B/NONE	SO	076SB-0092M-0001-SO	240-18544-10	N	2-Hexanone	20.0	1.5	1.5 J	UG/KG	TR/J
SW8260B/NONE	SO	076SB-0092M-0001-SO	240-18544-10	N	Methyl Isobutyl Ketone (4-Methyl-2-pentanone)	20.0	1.0	1.0 J	UG/KG	TR/J
SW8260B/NONE	SO	076SB-0093M-0001-SO	240-18544-11	FD	Toluene	6.0	1.1	1.1 J	UG/KG	TR
SW8260B/NONE	SO	076SB-0094M-0001-SO	240-18544-12	N	Toluene	5.7	1.0	1.0 J -	UG/KG	I/TR/d
SW8260B/NONE	SO	076SB-0095M-0001-SO	240-18544-13	FD	Toluene	5.8	2.7	2.7 J	UG/KG	TR/d
SW8260B/NONE	SO	076SB-0095M-0001-SO	240-18544-13	FD	Methylene Chloride	5.8	1.4	1.4 J	UG/KG	TR
SW8260B/NONE	SO	076SB-0096M-0001-SO	240-18544-14	N	Toluene	4.7	0.94	0.94 J	UG/KG	TR
SW8260B/NONE	SO	076SB-0097M-0001-SO	240-18544-15	FD	Toluene	4.4	0.73	0.73 J	UG/KG	TR
SW8260B/NONE	SO	076SB-0098M-0001-SO	240-18544-16	N	Toluene	4.8	0.84	0.84 J -	UG/KG	I/TR
SW8260B/NONE	SO	076SB-0098M-0001-SO	240-18544-16	N	Carbon Disulfide	4.8	0.92	0.92 J -	UG/KG	I/TR
SW8260B/NONE	SO	076SB-0099M-0001-SO	240-18544-17	N	Toluene	4.8	0.96	0.96 J -	UG/KG	I/TR
SW8260B/NONE	SO	076SB-0100M-0001-SO	240-18544-19	N	Toluene	5.5	1.7	1.7 J	UG/KG	TR
SW8260B/NONE	SO	076SB-0101M-0001-SO	240-18544-20	N	Toluene	5.1	1.1	1.1 J	UG/KG	TR
SW8260B/NONE	SO	076SB-0102M-0001-SO	240-18544-21	N	Toluene	5.6	1.7	1.7 J	UG/KG	TR
SW8260B/NONE	SO	076SB-0103M-0001-SO	240-18544-22	FD	Toluene	5.4	1.5	1.5 J	UG/KG	TR
SW8260B/NONE	SO	076SB-0104M-0001-SO	240-18544-23	N	Toluene	4.7	1.4	1.4 J	UG/KG	TR
SW8260B/NONE	SO	076SB-0105M-0001-SO	240-18544-24	FD	Toluene	5.8	1.5	1.5 J	UG/KG	TR
SW8260B/NONE	SO	076SB-0106M-0001-SO	240-18544-25	N	Toluene	4.7	0.97	0.97 J	UG/KG	TR
SW8260B/NONE	SO	076SB-0107M-0001-SO	240-18544-26	FD	Toluene	5.2	1.0	1.0 J	UG/KG	TR
SW8260B/NONE	SO	076SB-0108M-0001-SO	240-18544-27	N	Toluene	4.4	1.3	1.3 J	UG/KG	TR
SW8260B/NONE	SO	076SB-0109M-0001-SO	240-18544-28	N	Toluene	4.0	1.0	1.0 J	UG/KG	TR
SW8260B/NONE	SO	076SB-0110M-0001-SO	240-18544-29	N	Acetone	20.0	30.0	30.0	UG/KG	
SW8260B/NONE	SO	076SB-0110M-0001-SO	240-18544-29	N	Toluene	5.0	1.2	1.2 J	UG/KG	TR
SW8260B/NONE	SO	076SB-0110M-0001-SO	240-18544-29	N	Methyl Ethyl Ketone (2-Butanone)	20.0	4.2	4.2 J	UG/KG	TR
SW8260B/NONE	SO	076SB-0111M-0001-SO	240-18544-30	FD	Acetone	19.0	30.0	30.0	UG/KG	
SW8260B/NONE	SO	076SB-0111M-0001-SO	240-18544-30	FD	Toluene	4.7	0.95	0.95 J	UG/KG	TR
SW8260B/NONE	SO	076SB-0111M-0001-SO	240-18544-30	FD	Methyl Ethyl Ketone (2-Butanone)	19.0	5.6	5.6 J	UG/KG	TR
SW8260B/NONE	SO	076SB-0112M-0001-SO	240-18544-31	N	Acetone	17.0	6.6	6.6 J	UG/KG	TR/d
SW8260B/NONE	SO	076SB-0112M-0001-SO	240-18544-31	N	Toluene	4.3	1.0	1.0 J	UG/KG	TR
SW8260B/NONE	SO	076SB-0112M-0001-SO	240-18544-31	N	Methyl Ethyl Ketone (2-Butanone)	17.0	1.7	1.7 J	UG/KG	TR/d
SW8260B/NONE	SO	076SB-0113M-0001-SO	240-18544-32	FD	Acetone	18.0	12.0	12.0 J -	UG/KG	I/TR/d
SW8260B/NONE	SO	076SB-0113M-0001-SO	240-18544-32	FD	Toluene	4.5	1.5	1.5 J -	UG/KG	I/TR
SW8260B/NONE	SO	076SB-0113M-0001-SO	240-18544-32	FD	Methyl Ethyl Ketone (2-Butanone)	18.0	3.3	3.3 J -	UG/KG	I/TR/d

SW8260B/NONE	SO	076SB-0113M-0001-SO	240-18544-32	FD	Methylene Chloride	4.5	1.1	1.1 J -	UG/KG	I/TR
SW8260B/NONE	SO	076SB-0114M-0001-SO	240-18544-33	N	Toluene	4.8	0.52	0.52 J	UG/KG	TR/d
SW8260B/NONE	SO	076SB-0115M-0001-SO	240-18544-34	FD	Toluene	5.2	1.5	1.5 J	UG/KG	TR/d
SW8260B/NONE	SO	076SB-0115M-0001-SO	240-18544-34	FD	Methylene Chloride	5.2	1.7	1.7 J	UG/KG	TR
SW8260B/NONE	WG	076SB-0116M-0001-TB	240-18544-35	N	Acetone	10.0	1.3	1.3 J	UG/L	TR

Test Leach	Matrix	FieldSample ID	LabSample ID	Type	Analyte	RL	Lab Result	Qualified Result	Units	Reason
SW8270C/NONE	SO	072SB-0065-0001-SO	240-18544-3	N	Benzo(b)fluoranthene	7.4	6.1	6.1 J	UG/KG	TR
SW8270C/NONE	SO	072SB-0065-0001-SO	240-18544-3	N	Benzo(g,h,i)perylene	7.4	6.9	6.9 J	UG/KG	TR
SW8270C/NONE	SO	072SB-0067-0001-SO	240-18544-5	N	Acenaphthene	30.0	83.0	83.0	UG/KG	
SW8270C/NONE	SO	072SB-0067-0001-SO	240-18544-5	N	Dibenzofuran	220	100	100 J	UG/KG	TR
SW8270C/NONE	SO	072SB-0067-0001-SO	240-18544-5	N	Pyrene	30.0	20.0	20.0 J	UG/KG	TR
SW8270C/NONE	SO	076SB-0078-0001-SO	240-18544-18	N	Benzo(b)fluoranthene	7.4	4.4	4.4 J -	UG/KG	H2/TR
SW8270C/NONE	SO	076SB-0078-0001-SO	240-18544-18	N	Benzo(g,h,i)perylene	7.4	9.7	9.7 J -	UG/KG	H2
SW8270C/NONE	SO	076SB-0078-0001-SO	240-18544-18	N	Benzo(k)fluoranthene	7.4	4.7	4.7 J -	UG/KG	H2/TR
SW8270C/NONE	SO	076SB-0078-0001-SO	240-18544-18	N	Fluoranthene	7.4	3.7	3.7 J -	UG/KG	H2/TR
SW8270C/NONE	SO	076SB-0078-0001-SO	240-18544-18	N	Pyrene	7.4	4.8	4.8 J -	UG/KG	H2/TR
SW8270C/NONE	SO	076SB-0090M-0001-SO	240-18544-7	N	Naphthalene	6.6	3.3	3.3 J	UG/KG	TR
SW8270C/NONE	SO	076SB-0092M-0001-SO	240-18544-10	N	2-Methylnaphthalene	6.6	3.3	3.3 J	UG/KG	TR
SW8270C/NONE	SO	076SB-0092M-0001-SO	240-18544-10	N	Phenanthrene	6.6	5.1	5.1 J	UG/KG	TR
SW8270C/NONE	SO	076SB-0093M-0001-SO	240-18544-11	FD	Phenanthrene	6.7	3.5	3.5 J	UG/KG	TR
SW8270C/NONE	SO	076SB-0095M-0001-SO	240-18544-13	FD	Phenanthrene	6.7	3.6	3.6 J	UG/KG	TR
SW8270C/NONE	SO	076SB-0099M-0001-SO	240-18544-17	N	2-Methylnaphthalene	6.8	4.2	4.2 J	UG/KG	TR
SW8270C/NONE	SO	076SB-0099M-0001-SO	240-18544-17	N	Naphthalene	6.8	5.1	5.1 J	UG/KG	TR
SW8270C/NONE	SO	076SB-0100M-0001-SO	240-18544-19	N	2-Methylnaphthalene	6.7	5.8	5.8 J	UG/KG	TR
SW8270C/NONE	SO	076SB-0100M-0001-SO	240-18544-19	N	Naphthalene	6.7	5.8	5.8 J	UG/KG	TR
SW8270C/NONE	SO	076SB-0101M-0001-SO	240-18544-20	N	2-Methylnaphthalene	6.7	5.0	5.0 J	UG/KG	TR
SW8270C/NONE	SO	076SB-0101M-0001-SO	240-18544-20	N	Naphthalene	6.7	5.6	5.6 J	UG/KG	TR
SW8270C/NONE	SO	076SB-0102M-0001-SO	240-18544-21	N	2-Methylnaphthalene	6.7	4.9	4.9 J	UG/KG	TR
SW8270C/NONE	SO	076SB-0102M-0001-SO	240-18544-21	N	Naphthalene	6.7	4.8	4.8 J	UG/KG	TR
SW8270C/NONE	SO	076SB-0103M-0001-SO	240-18544-22	FD	2-Methylnaphthalene	6.6	3.7	3.7 J	UG/KG	TR
SW8270C/NONE	SO	076SB-0103M-0001-SO	240-18544-22	FD	Naphthalene	6.6	4.7	4.7 J	UG/KG	TR
SW8270C/NONE	SO	076SB-0103M-0001-SO	240-18544-22	FD	Phenanthrene	6.6	3.7	3.7 J	UG/KG	TR

SW8270C/NONE	SO	076SB-0104M-0001-SO	240-18544-23	N	2-Methylnaphthalene	6.7	4.2	4.2 J	UG/KG	TR
SW8270C/NONE	SO	076SB-0104M-0001-SO	240-18544-23	N	Phenanthrene	6.7	4.1	4.1 J	UG/KG	TR
SW8270C/NONE	SO	076SB-0105M-0001-SO	240-18544-24	FD	2-Methylnaphthalene	6.6	4.7	4.7 J	UG/KG	TR
SW8270C/NONE	SO	076SB-0105M-0001-SO	240-18544-24	FD	Naphthalene	6.6	6.3	6.3 J	UG/KG	TR
SW8270C/NONE	SO	076SB-0106M-0001-SO	240-18544-25	N	bis(2-Ethylhexyl) Phthalate	50.0	21.0	21.0 J -	UG/KG	H2/TR
SW8270C/NONE	SO	076SB-0106M-0001-SO	240-18544-25	N	Isophorone	50.0	33.0	33.0 J -	UG/KG	I/TR
SW8270C/NONE	SO	076SB-0106M-0001-SO	240-18544-25	N	2-Methylnaphthalene	6.6	4.6	4.6 J -	UG/KG	H2/TR
SW8270C/NONE	SO	076SB-0106M-0001-SO	240-18544-25	N	2-Methylnaphthalene	6.6	4.2	4.2 J -	UG/KG	I/TR
SW8270C/NONE	SO	076SB-0106M-0001-SO	240-18544-25	N	Naphthalene	6.6	5.7	5.7 J -	UG/KG	H2/TR
SW8270C/NONE	SO	076SB-0106M-0001-SO	240-18544-25	N	Naphthalene	6.6	4.5	4.5 J -	UG/KG	I/TR
SW8270C/NONE	SO	076SB-0107M-0001-SO	240-18544-26	FD	2-Methylnaphthalene	6.7	4.7	4.7 J	UG/KG	TR
SW8270C/NONE	SO	076SB-0108M-0001-SO	240-18544-27	N	2-Methylnaphthalene	6.7	4.8	4.8 J	UG/KG	TR
SW8270C/NONE	SO	076SB-0109M-0001-SO	240-18544-28	N	2-Methylnaphthalene	6.7	5.0	5.0 J	UG/KG	TR
SW8270C/NONE	SO	076SB-0109M-0001-SO	240-18544-28	N	Naphthalene	6.7	5.4	5.4 J	UG/KG	TR
SW8270C/NONE	SO	076SB-0110M-0001-SO	240-18544-29	N	Benzo(a)anthracene	6.6	21.0	21.0	UG/KG	
SW8270C/NONE	SO	076SB-0110M-0001-SO	240-18544-29	N	Benzo(a)pyrene	6.6	20.0	20.0	UG/KG	
SW8270C/NONE	SO	076SB-0110M-0001-SO	240-18544-29	N	Benzo(b)fluoranthene	6.6	30.0	30.0	UG/KG	
SW8270C/NONE	SO	076SB-0110M-0001-SO	240-18544-29	N	Benzo(g,h,i)perylene	6.6	12.0	12.0	UG/KG	
SW8270C/NONE	SO	076SB-0110M-0001-SO	240-18544-29	N	Benzo(k)fluoranthene	6.6	7.7	7.7	UG/KG	
SW8270C/NONE	SO	076SB-0110M-0001-SO	240-18544-29	N	Chrysene	6.6	20.0	20.0	UG/KG	
SW8270C/NONE	SO	076SB-0110M-0001-SO	240-18544-29	N	Dibenzofuran	50.0	3.4	3.4 J	UG/KG	TR/d
SW8270C/NONE	SO	076SB-0110M-0001-SO	240-18544-29	N	Fluoranthene	6.6	22.0	22.0 J	UG/KG	d
SW8270C/NONE	SO	076SB-0110M-0001-SO	240-18544-29	N	Indeno(1,2,3-c,d)Pyrene	6.6	12.0	12.0	UG/KG	
SW8270C/NONE	SO	076SB-0110M-0001-SO	240-18544-29	N	2-Methylnaphthalene	6.6	10.0	10.0	UG/KG	
SW8270C/NONE	SO	076SB-0110M-0001-SO	240-18544-29	N	Naphthalene	6.6	8.7	8.7	UG/KG	
SW8270C/NONE	SO	076SB-0110M-0001-SO	240-18544-29	N	Pyrene	6.6	20.0	20.0 J	UG/KG	d
SW8270C/NONE	SO	076SB-0111M-0001-SO	240-18544-30	FD	Anthracene	6.6	13.0	13.0	UG/KG	
SW8270C/NONE	SO	076SB-0111M-0001-SO	240-18544-30	FD	Benzo(a)anthracene	6.6	31.0	31.0	UG/KG	
SW8270C/NONE	SO	076SB-0111M-0001-SO	240-18544-30	FD	Benzo(a)pyrene	6.6	23.0	23.0	UG/KG	
SW8270C/NONE	SO	076SB-0111M-0001-SO	240-18544-30	FD	Benzo(b)fluoranthene	6.6	32.0	32.0	UG/KG	
SW8270C/NONE	SO	076SB-0111M-0001-SO	240-18544-30	FD	Benzo(g,h,i)perylene	6.6	15.0	15.0	UG/KG	
SW8270C/NONE	SO	076SB-0111M-0001-SO	240-18544-30	FD	Benzo(k)fluoranthene	6.6	10.0	10.0	UG/KG	
SW8270C/NONE	SO	076SB-0111M-0001-SO	240-18544-30	FD	Chrysene	6.6	28.0	28.0	UG/KG	

SW8270C/NONE	SO	076SB-0111M-0001-SO	240-18544-30	FD	Dibenzofuran	50.0	8.5	8.5 J	UG/KG	TR/d
SW8270C/NONE	SO	076SB-0111M-0001-SO	240-18544-30	FD	Fluorene	6.6	7.4	7.4	UG/KG	
SW8270C/NONE	SO	076SB-0111M-0001-SO	240-18544-30	FD	Fluoranthene	6.6	64.0	64.0 J	UG/KG	d
SW8270C/NONE	SO	076SB-0111M-0001-SO	240-18544-30	FD	Indeno(1,2,3-c,d)Pyrene	6.6	14.0	14.0	UG/KG	
SW8270C/NONE	SO	076SB-0111M-0001-SO	240-18544-30	FD	2-Methylnaphthalene	6.6	13.0	13.0	UG/KG	
SW8270C/NONE	SO	076SB-0111M-0001-SO	240-18544-30	FD	Naphthalene	6.6	12.0	12.0	UG/KG	
SW8270C/NONE	SO	076SB-0111M-0001-SO	240-18544-30	FD	Phenanthrene	6.6	60.0	60.0	UG/KG	
SW8270C/NONE	SO	076SB-0111M-0001-SO	240-18544-30	FD	Pyrene	6.6	50.0	50.0 J	UG/KG	d
SW8270C/NONE	SO	076SB-0112M-0001-SO	240-18544-31	N	Benzo(a)anthracene	130	200	200	UG/KG	
SW8270C/NONE	SO	076SB-0112M-0001-SO	240-18544-31	N	Benzo(a)pyrene	130	140	140	UG/KG	
SW8270C/NONE	SO	076SB-0112M-0001-SO	240-18544-31	N	Benzo(b)fluoranthene	130	190	190	UG/KG	
SW8270C/NONE	SO	076SB-0112M-0001-SO	240-18544-31	N	Benzo(g,h,i)perylene	130	120	120 J	UG/KG	TR
SW8270C/NONE	SO	076SB-0112M-0001-SO	240-18544-31	N	Benzo(k)fluoranthene	130	110	110 J	UG/KG	TR
SW8270C/NONE	SO	076SB-0112M-0001-SO	240-18544-31	N	Chrysene	130	160	160 J	UG/KG	d
SW8270C/NONE	SO	076SB-0112M-0001-SO	240-18544-31	N	Fluoranthene	130	410	410	UG/KG	
SW8270C/NONE	SO	076SB-0112M-0001-SO	240-18544-31	N	Indeno(1,2,3-c,d)Pyrene	130	83.0	83.0 J	UG/KG	TR
SW8270C/NONE	SO	076SB-0112M-0001-SO	240-18544-31	N	Phenanthrene	130	280	280 J	UG/KG	d
SW8270C/NONE	SO	076SB-0112M-0001-SO	240-18544-31	N	Pyrene	130	330	330	UG/KG	
SW8270C/NONE	SO	076SB-0113M-0001-SO	240-18544-32	FD	Benzo(a)anthracene	130	270	270	UG/KG	
SW8270C/NONE	SO	076SB-0113M-0001-SO	240-18544-32	FD	Benzo(a)pyrene	130	220	220	UG/KG	
SW8270C/NONE	SO	076SB-0113M-0001-SO	240-18544-32	FD	Benzo(b)fluoranthene	130	270	270	UG/KG	
SW8270C/NONE	SO	076SB-0113M-0001-SO	240-18544-32	FD	Benzo(g,h,i)perylene	130	140	140	UG/KG	
SW8270C/NONE	SO	076SB-0113M-0001-SO	240-18544-32	FD	Benzo(k)fluoranthene	130	110	110 J	UG/KG	TR
SW8270C/NONE	SO	076SB-0113M-0001-SO	240-18544-32	FD	Chrysene	130	280	280 J	UG/KG	d
SW8270C/NONE	SO	076SB-0113M-0001-SO	240-18544-32	FD	Fluoranthene	130	660	660	UG/KG	
SW8270C/NONE	SO	076SB-0113M-0001-SO	240-18544-32	FD	Indeno(1,2,3-c,d)Pyrene	130	120	120 J	UG/KG	TR
SW8270C/NONE	SO	076SB-0113M-0001-SO	240-18544-32	FD	Phenanthrene	130	470	470 J	UG/KG	d
SW8270C/NONE	SO	076SB-0113M-0001-SO	240-18544-32	FD	Pyrene	130	510	510	UG/KG	
SW8270C/NONE	SO	076SB-0114M-0001-SO	240-18544-33	N	Anthracene	6.7	4.5	4.5 J	UG/KG	TR/d
SW8270C/NONE	SO	076SB-0114M-0001-SO	240-18544-33	N	Benzo(a)anthracene	6.7	23.0	23.0	UG/KG	
SW8270C/NONE	SO	076SB-0114M-0001-SO	240-18544-33	N	Benzo(a)pyrene	6.7	23.0	23.0	UG/KG	
SW8270C/NONE	SO	076SB-0114M-0001-SO	240-18544-33	N	Benzo(b)fluoranthene	6.7	35.0	35.0	UG/KG	
SW8270C/NONE	SO	076SB-0114M-0001-SO	240-18544-33	N	Benzo(g,h,i)perylene	6.7	17.0	17.0	UG/KG	

SW8270C/NONE	SO	076SB-0114M-0001-SO	240-18544-33	N	Benzo(k)fluoranthene	6.7	8.6	8.6 J	UG/KG	d
SW8270C/NONE	SO	076SB-0114M-0001-SO	240-18544-33	N	Chrysene	6.7	28.0	28.0 J	UG/KG	d
SW8270C/NONE	SO	076SB-0114M-0001-SO	240-18544-33	N	Dibenzofuran	50.0	4.2	4.2 J	UG/KG	TR
SW8270C/NONE	SO	076SB-0114M-0001-SO	240-18544-33	N	Fluoranthene	6.7	53.0	53.0	UG/KG	
SW8270C/NONE	SO	076SB-0114M-0001-SO	240-18544-33	N	Indeno(1,2,3-c,d)Pyrene	6.7	14.0	14.0	UG/KG	
SW8270C/NONE	SO	076SB-0114M-0001-SO	240-18544-33	N	2-Methylnaphthalene	6.7	8.3	8.3	UG/KG	
SW8270C/NONE	SO	076SB-0114M-0001-SO	240-18544-33	N	Naphthalene	6.7	8.3	8.3	UG/KG	
SW8270C/NONE	SO	076SB-0114M-0001-SO	240-18544-33	N	Phenanthrene	6.7	34.0	34.0 J	UG/KG	d
SW8270C/NONE	SO	076SB-0114M-0001-SO	240-18544-33	N	Pyrene	6.7	44.0	44.0	UG/KG	
SW8270C/NONE	SO	076SB-0115M-0001-SO	240-18544-34	FD	Anthracene	6.6	9.1	9.1 J	UG/KG	d
SW8270C/NONE	SO	076SB-0115M-0001-SO	240-18544-34	FD	Benzo(a)anthracene	6.6	33.0	33.0	UG/KG	
SW8270C/NONE	SO	076SB-0115M-0001-SO	240-18544-34	FD	Benzo(a)pyrene	6.6	32.0	32.0	UG/KG	
SW8270C/NONE	SO	076SB-0115M-0001-SO	240-18544-34	FD	Benzo(b)fluoranthene	6.6	50.0	50.0	UG/KG	
SW8270C/NONE	SO	076SB-0115M-0001-SO	240-18544-34	FD	Benzo(g,h,i)perylene	6.6	26.0	26.0	UG/KG	
SW8270C/NONE	SO	076SB-0115M-0001-SO	240-18544-34	FD	Benzo(k)fluoranthene	6.6	19.0	19.0 J	UG/KG	d
SW8270C/NONE	SO	076SB-0115M-0001-SO	240-18544-34	FD	Chrysene	6.6	39.0	39.0 J	UG/KG	d
SW8270C/NONE	SO	076SB-0115M-0001-SO	240-18544-34	FD	Dibenzofuran	49.0	5.7	5.7 J	UG/KG	TR
SW8270C/NONE	SO	076SB-0115M-0001-SO	240-18544-34	FD	Fluorene	6.6	4.5	4.5 J	UG/KG	TR
SW8270C/NONE	SO	076SB-0115M-0001-SO	240-18544-34	FD	Fluoranthene	6.6	79.0	79.0	UG/KG	
SW8270C/NONE	SO	076SB-0115M-0001-SO	240-18544-34	FD	Indeno(1,2,3-c,d)Pyrene	6.6	20.0	20.0	UG/KG	
SW8270C/NONE	SO	076SB-0115M-0001-SO	240-18544-34	FD	2-Methylnaphthalene	6.6	12.0	12.0	UG/KG	
SW8270C/NONE	SO	076SB-0115M-0001-SO	240-18544-34	FD	Naphthalene	6.6	11.0	11.0	UG/KG	
SW8270C/NONE	SO	076SB-0115M-0001-SO	240-18544-34	FD	Phenanthrene	6.6	52.0	52.0 J	UG/KG	d
SW8270C/NONE	SO	076SB-0115M-0001-SO	240-18544-34	FD	Pyrene	6.6	67.0	67.0	UG/KG	

Rejected Results

Test Leach	Matrix	FieldSample ID	Type	Analyte	RL	Lab Result	Qualified Result	Units	Reason
SW8270C/NONE	SO	072SB-0064-0001-SO	FD	Benzoic acid	740	740	R	UG/KG	c
SW8270C/NONE	SO	072SB-0064-0001-SO	FD	3,3'-Dichlorobenzidine	110	110	R	UG/KG	c
SW8270C/NONE	SO	072SB-0065-0001-SO	N	Benzoic acid	740	740	R	UG/KG	c
SW8270C/NONE	SO	072SB-0065-0001-SO	N	3,3'-Dichlorobenzidine	110	110	R	UG/KG	c
SW8270C/NONE	SO	072SB-0066-0001-SO	N	Benzoic acid	750	750	R	UG/KG	c
SW8270C/NONE	SO	072SB-0066-0001-SO	N	3,3'-Dichlorobenzidine	110	110	R	UG/KG	c
SW8270C/NONE	SO	072SB-0067-0001-SO	N	Benzoic acid	2900	2900	R	UG/KG	c
SW8270C/NONE	SO	072SB-0067-0001-SO	N	3,3'-Dichlorobenzidine	440	440	R	UG/KG	c
SW8270C/NONE	SO	072SB-0068-0001-SO	N	Benzoic acid	720	720	R	UG/KG	c
SW8270C/NONE	SO	072SB-0068-0001-SO	N	3,3'-Dichlorobenzidine	110	110	R	UG/KG	c
SW8270C/NONE	SO	076SB-0078-0001-SO	N	Acenaphthene	7.4	7.4	R	UG/KG	H2
SW8270C/NONE	SO	076SB-0078-0001-SO	N	Acenaphthylene	7.4	7.4	R	UG/KG	H2
SW8270C/NONE	SO	076SB-0078-0001-SO	N	Anthracene	7.4	7.4	R	UG/KG	H2
SW8270C/NONE	SO	076SB-0078-0001-SO	N	Benzo(a)anthracene	7.4	7.4	R	UG/KG	H2
SW8270C/NONE	SO	076SB-0078-0001-SO	N	Benzo(a)pyrene	7.4	7.4	R	UG/KG	H2
SW8270C/NONE	SO	076SB-0078-0001-SO	N	Chrysene	7.4	7.4	R	UG/KG	H2
SW8270C/NONE	SO	076SB-0078-0001-SO	N	Dibenz(a,h)anthracene	7.4	7.4	R	UG/KG	H2
SW8270C/NONE	SO	076SB-0078-0001-SO	N	Fluorene	7.4	7.4	R	UG/KG	H2
SW8270C/NONE	SO	076SB-0078-0001-SO	N	Indeno(1,2,3-c,d)Pyrene	7.4	7.4	R	UG/KG	H2
SW8270C/NONE	SO	076SB-0078-0001-SO	N	Naphthalene	7.4	7.4	R	UG/KG	H2
SW8270C/NONE	SO	076SB-0078-0001-SO	N	Phenanthrene	7.4	7.4	R	UG/KG	H2
SW8270C/NONE	SO	076SB-0090M-0001-SO	N	Benzoic acid	660	660	R	UG/KG	m/c
SW8270C/NONE	SO	076SB-0090M-0001-SO	N	3,3'-Dichlorobenzidine	100	100	R	UG/KG	c
SW8270C/NONE	SO	076SB-0091M-0001-SO	N	Benzoic acid	660	660	R	UG/KG	m/c
SW8270C/NONE	SO	076SB-0091M-0001-SO	N	3,3'-Dichlorobenzidine	100	100	R	UG/KG	c
SW8270C/NONE	SO	076SB-0092M-0001-SO	N	Benzoic acid	650	650	R	UG/KG	c
SW8270C/NONE	SO	076SB-0092M-0001-SO	N	3,3'-Dichlorobenzidine	99.0	99.0	R	UG/KG	c
SW8270C/NONE	SO	076SB-0093M-0001-SO	FD	Benzoic acid	660	660	R	UG/KG	c
SW8270C/NONE	SO	076SB-0093M-0001-SO	FD	3,3'-Dichlorobenzidine	100	100	R	UG/KG	c
SW8270C/NONE	SO	076SB-0094M-0001-SO	N	Benzoic acid	650	650	R	UG/KG	c
SW8270C/NONE	SO	076SB-0094M-0001-SO	N	3,3'-Dichlorobenzidine	99.0	99.0	R	UG/KG	c
SW8270C/NONE	SO	076SB-0095M-0001-SO	FD	Benzoic acid	660	660	R	UG/KG	c
SW8270C/NONE	SO	076SB-0095M-0001-SO	FD	3,3'-Dichlorobenzidine	100	100	R	UG/KG	c

SW8270C/NONE	SO	076SB-0096M-0001-SO	N	Benzoic acid	660	660	R	UG/KG	c
SW8270C/NONE	SO	076SB-0096M-0001-SO	N	3,3'-Dichlorobenzidine	100	100	R	UG/KG	c
SW8270C/NONE	SO	076SB-0097M-0001-SO	FD	Benzoic acid	660	660	R	UG/KG	c
SW8270C/NONE	SO	076SB-0097M-0001-SO	FD	3,3'-Dichlorobenzidine	99.0	99.0	R	UG/KG	c
SW8270C/NONE	SO	076SB-0098M-0001-SO	N	Benzoic acid	660	660	R	UG/KG	c
SW8270C/NONE	SO	076SB-0098M-0001-SO	N	3,3'-Dichlorobenzidine	100	100	R	UG/KG	c
SW8270C/NONE	SO	076SB-0099M-0001-SO	N	Benzoic acid	670	670	R	UG/KG	c
SW8270C/NONE	SO	076SB-0099M-0001-SO	N	3,3'-Dichlorobenzidine	100	100	R	UG/KG	c
SW8270C/NONE	SO	076SB-0100M-0001-SO	N	Benzoic acid	670	670	R	UG/KG	m/c
SW8270C/NONE	SO	076SB-0100M-0001-SO	N	3,3'-Dichlorobenzidine	100	100	R	UG/KG	M/c
SW8270C/NONE	SO	076SB-0101M-0001-SO	N	Benzoic acid	660	660	R	UG/KG	c
SW8270C/NONE	SO	076SB-0101M-0001-SO	N	3,3'-Dichlorobenzidine	100	100	R	UG/KG	c
SW8270C/NONE	SO	076SB-0102M-0001-SO	N	Benzoic acid	670	670	R	UG/KG	c
SW8270C/NONE	SO	076SB-0102M-0001-SO	N	3,3'-Dichlorobenzidine	100	100	R	UG/KG	c
SW8270C/NONE	SO	076SB-0103M-0001-SO	FD	Benzoic acid	660	660	R	UG/KG	c
SW8270C/NONE	SO	076SB-0103M-0001-SO	FD	3,3'-Dichlorobenzidine	100	100	R	UG/KG	c
SW8270C/NONE	SO	076SB-0104M-0001-SO	N	Benzoic acid	660	660	R	UG/KG	c
SW8270C/NONE	SO	076SB-0104M-0001-SO	N	3,3'-Dichlorobenzidine	100	100	R	UG/KG	c
SW8270C/NONE	SO	076SB-0105M-0001-SO	FD	Benzoic acid	650	650	R	UG/KG	c
SW8270C/NONE	SO	076SB-0105M-0001-SO	FD	3,3'-Dichlorobenzidine	99.0	99.0	R	UG/KG	c
SW8270C/NONE	SO	076SB-0106M-0001-SO	N	Benzoic acid	650	650	R	UG/KG	H2/c
SW8270C/NONE	SO	076SB-0106M-0001-SO	N	Benzoic acid	650	650	R	UG/KG	I/c
SW8270C/NONE	SO	076SB-0106M-0001-SO	N	3,3'-Dichlorobenzidine	99.0	99.0	R	UG/KG	I/c
SW8270C/NONE	SO	076SB-0106M-0001-SO	N	3,3'-Dichlorobenzidine	99.0	99.0	R	UG/KG	H2/c
SW8270C/NONE	SO	076SB-0107M-0001-SO	FD	Benzoic acid	660	660	R	UG/KG	c
SW8270C/NONE	SO	076SB-0107M-0001-SO	FD	3,3'-Dichlorobenzidine	100	100	R	UG/KG	c
SW8270C/NONE	SO	076SB-0108M-0001-SO	N	Benzoic acid	660	660	R	UG/KG	c
SW8270C/NONE	SO	076SB-0108M-0001-SO	N	3,3'-Dichlorobenzidine	100	100	R	UG/KG	c
SW8270C/NONE	SO	076SB-0109M-0001-SO	N	Benzoic acid	660	660	R	UG/KG	c
SW8270C/NONE	SO	076SB-0109M-0001-SO	N	3,3'-Dichlorobenzidine	100	100	R	UG/KG	c
SW8270C/NONE	SO	076SB-0110M-0001-SO	N	Benzoic acid	660	660	R	UG/KG	c
SW8270C/NONE	SO	076SB-0110M-0001-SO	N	3,3'-Dichlorobenzidine	99.0	99.0	R	UG/KG	c
SW8270C/NONE	SO	076SB-0111M-0001-SO	FD	Benzoic acid	660	660	R	UG/KG	c
SW8270C/NONE	SO	076SB-0111M-0001-SO	FD	3,3'-Dichlorobenzidine	100	100	R	UG/KG	c
SW8270C/NONE	SO	076SB-0112M-0001-SO	N	Benzoic acid	13000	13000	R	UG/KG	c
SW8270C/NONE	SO	076SB-0112M-0001-SO	N	3,3'-Dichlorobenzidine	2000	2000	R	UG/KG	c

SW8270C/NONE	SO	076SB-0113M-0001-SO	FD	Benzoic acid	13000	13000	R	UG/KG	c
SW8270C/NONE	SO	076SB-0113M-0001-SO	FD	3,3'-Dichlorobenzidine	2000	2000	R	UG/KG	c
SW8270C/NONE	SO	076SB-0114M-0001-SO	N	Benzoic acid	660	660	R	UG/KG	c
SW8270C/NONE	SO	076SB-0114M-0001-SO	N	3,3'-Dichlorobenzidine	100	100	R	UG/KG	c
SW8270C/NONE	SO	076SB-0115M-0001-SO	FD	Benzoic acid	650	650	R	UG/KG	c
SW8270C/NONE	SO	076SB-0115M-0001-SO	FD	3,3'-Dichlorobenzidine	99.0	99.0	R	UG/KG	c

AUTOMATED DATA REVIEW SUMMARY for 240-18544-1_(72-75-76)

Anomalies Count

SDG Name: 240-18544-1_(72-75-76)

Test/Extraction Method/Leach	# of Field Samples Outside of Compliance	# of Analytes Outside of Compliance
E353.2/METHOD/NONE	15	15
M8015D/SW3540C/NONE	6	12
M8015V/SW3550B/NONE	1	1
SW6020/SW3050B/NONE	2	7
SW7471A/TOTAL/NONE	19	19
SW8081/SW3540C/NONE	8	137
SW8082/SW3540C/NONE	16	112
SW8260B/SW5030B/NONE	4	4
SW8270C/SW3550/NONE	31	191

Anomalies are cases where the reported RL exceeds that specified in the governing project document.

AUTOMATED DATA REVIEW SUMMARY for 240-18544-1_(72-75-76)

Worksheet

SDG Name: 240-18544-1_(72-75-76)

Method: E353.2

Review Questions	Yes	No	NA	Comment
Did Chain-of-Custody information agree with laboratory report and EDD for requested field samples and tests?	Y			
Were samples preserved properly and received in good condition?	Y			
Were holding times met?	Y			
Were sample reciept temperatures met?	Y			
Were QAPP specified RLs achieved?	Y			
Were all QAPP specified target analytes reported?	Y			
Was the initial calibration curve within QAPP acceptance limits?	Y			
Were the ICV/CCVs analyzed (frequency) as required in the QAPP?	Y			
Were ICV/CCV results within QAPP acceptance limits?	Y			
Were the ICB/CCBs analyzed (frequency) as required in the QAPP?	Y			
Was a method blank prepared and analyzed with each batch?	Y			
Were target analytes detected in the ICB/CCB/method blank?	Y			1.3 ppm NC detected
Was a field blank collected and analyzed?		N		
Were target analytes reported in the field blank analyses above the MDL?			NA	
If a field duplicate was analyzed, were the RPDs within QAPP acceptance limits?	Y			
Was a LCS prepared and analyzed with each batch?	Y			
Were the LCS recoveries within QAPP acceptance limits?	Y			
Was a duplicate sample prepared and analyzed with each batch?	Y			
Was the duplicate RPD within QAPP acceptance limits?	Y			
Was a MS/MSD pair prepared with each batch?	Y			
Is the MS/MSD parent sample the one designated by the sampling team?	Y			
Were the MS/MSD recoveries and RPDs within QAPP acceptance limits?	Y			
Were sample concentrations within calibration range?	Y			
Have all Laboratory Case Narrative comments/findings been addressed in the data review process?	Y			

Method: M8015D

Review Questions	Yes	No	NA	Comment
Did Chain-of-Custody information agree with laboratory report?	Y			
Were samples preserved properly and received in good condition?	Y			
Were sample reciept temperatures met?	Y			
Were holding times for prep and analysis met?	Y			
Does the initial calibration curve consist of 5 concentration levels, with the low standard near but > MDL?	Y			
Is the ICAL %RSD within acceptance limits (%D =20%) on both columns?	Y			
Was a second source verification analyzed after the ICAL and all analytes within criteria (%D =20%)?	Y			
Was a CCV run at the beginning of the analytical sequence and every 12 hours?	Y			
Was the CCV a mid-level standard from the initial calibration curve?	Y			
Was the CCV %D within criteria (%D =20%)?	Y			
Was a method blank prepared and analyzed with each batch?	Y			
Were target analytes detected in the method blank above the MDL?		N		
Was a field blank (equipment or trip) collected and analyzed?		N		
Were target analytes reported in the field blank analyses above the MDL?			NA	
Were surrogate recoveries within QAPP acceptance limits?	Y			
Was an LCS/LCSD pair prepared and analyzed with each batch? (if applicable)	Y			
Were the LCS recoveries within QAPP acceptance limits?	Y			
Were the LCS/LCSD RPDs within QAPP acceptance limits? (if applicable)			NA	
If a field duplicate was analyzed, were the RPDs within QAPP acceptance limits (RPD = 30%) ?	Y			
Is the MS/MSD parent sample the one designated by the sampling team?	Y			
Were MS/MSD recoveries and RPD within QAPP acceptance limits?	Y			
Were all QAPP-specified target analytes reported?	Y			
Were reported sample concentrations within calibration range?	Y			
Are all samples associated with QC non-compliances flagged appropriately?	Y			
Are the Qualified, Detected, and Rejected tables of the ADR report in agreement?	Y			
Have all Laboratory Case Narrative comments/findings been addressed in the data review process?	Y			
Were sample prepration sheets present and filled out appropriately?	Y			
Were instrument run logs present and filled out appropriately?	Y			

Method: M8015V

Review Questions	Yes	No	NA	Comment
Did Chain-of-Custody information agree with laboratory report?	Y			
Were samples preserved properly and received in good condition?	Y			
Were sample reciept temperatures met?	Y			
Were holding times for prep and analysis met?	Y			
Does the initial calibration curve consist of 5 concentration levels, with the low standard near but > MDL?	Y			
Is the ICAL %RSD within acceptance limits (%D =20%) on both columns?	Y			
Was a second source verification analyzed after the ICAL and all analytes within criteria (%D =20%)?	Y			
Was a CCV run at the beginning of the analytical sequence and every 12 hours?	Y			
Was the CCV a mid-level standard from the initial calibration curve?	Y			
Was the CCV %D within criteria (%D =20%)?	Y			
Was a method blank prepared and analyzed with each batch?	Y			
Were target analytes detected in the method blank above the MDL?	Y			
Was a field blank (equipment or trip) collected and analyzed?		N		
Were target analytes reported in the field blank analyses above the MDL?			NA	
Were surrogate recoveries within QAPP acceptance limits?	Y			
Was an LCS/LCSD pair prepared and analyzed with each batch? (if applicable)	Y			
Were the LCS recoveries within QAPP acceptance limits?	Y			
Were the LCS/LCSD RPDs within QAPP acceptance limits? (if applicable)			NA	
If a field duplicate was analyzed, were the RPDs within QAPP acceptance limits (RPD = 30%) ?	Y			
Is the MS/MSD parent sample the one designated by the sampling team?	Y			
Were MS/MSD recoveries and RPD within QAPP acceptance limits?	Y			
Were all QAPP-specified target analytes reported?	Y			
Were reported sample concentrations within calibration range?	Y			
Are all samples associated with QC non-compliances flagged appropriately?	Y			
Are the Qualified, Detected, and Rejected tables of the ADR report in agreement?	Y			
Have all Laboratory Case Narrative comments/findings been addressed in the data review process?	Y			

Method: SW6020

Review Questions	Yes	No	NA	Comment
Did Chain-of-Custody information agree with laboratory report and EDD for requested field samples and tests?	Y			
Were samples preserved properly and received in good condition?	Y			
Were holding times met?	Y			
Were sample reciept temperatures met?	Y			
Were QAPP specified RLs achieved?	Y			
Were all QAPP specified target analytes reported?	Y			
Was the initial calibration curve within QAPP acceptance limits?	Y			
Were the ICV/CCVs analyzed (frequency) as required in the QAPP?	Y			
Were ICV/CCV results within QAPP acceptance limits?	Y			
Were the ICB/CCBs analyzed (frequency) as required in the QAPP?	Y			
Was a method blank prepared and analyzed with each batch?	Y			
Were target analytes detected in the ICB/CCB/method blank?	Y		Common metals – no qualifications	
Was a field blank collected and analyzed?	Y			
Were target analytes reported in the field blank analyses above the MDL?			NA	
Was an Interference Check Standard (ICS) run at the beginning and end of every run?	Y			
Was the ICS recovery within QAPP acceptance limits?	Y			
If a field duplicate was analyzed, were the RPDs within criteria?	Y			
Was a LCS prepared and analyzed with each batch?	Y			
Were the LCS recoveries within QAPP acceptance limits?	Y			
Was a MS/MSD pair prepared with each batch?	Y			
Is the MS/MSD parent sample the one designated by the sampling team?	Y			
Were the MS/MSD within QAPP acceptance limits?		N		
Was a serial dilution prepared and analyzed with each batch?	Y			
Was the serial dilution within QAPP acceptance limits?	Y			
Were sample concentrations within calibration range?	Y			
Have all Laboratory Case Narrative comments/findings been addressed in the data review process?	Y			
Are all samples associated with QC non-compliances flagged appropriately?	Y			
Are the Qualified, Detected, and Rejected tables of the ADR report in agreement?	Y			

Method: SW7471A

Review Questions	Yes	No	NA	Comment
Did Chain-of-Custody information agree with laboratory report and EDD for requested field samples and tests?		N		1- Sample >HT
Were samples preserved properly and received in good condition?	Y			
Were holding times met?	Y			
Were sample receipt temperatures met?	Y			
Were QAPP specified RLs achieved?	Y			
Were all QAPP specified target analytes reported?	Y			
Was the initial calibration curve within QAPP acceptance limits?	Y			
Were the ICV/CCVs analyzed (frequency) as required in the QAPP?	Y			
Were ICV/CCV results within QAPP acceptance limits?	Y			
Were the ICB/CCBs analyzed (frequency) as required in the QAPP?	Y			
Was a method blank prepared and analyzed with each batch?	Y			
Were target analytes detected in the ICB/CCB/method blank?		N		
Was a field blank collected and analyzed?	Y			
Were target analytes reported in the field blank analyses above the MDL?			NA	
Was the ICS recovery within QAPP acceptance limits?	Y			
If a field duplicate was analyzed, were the RPDs within criteria?	Y			
Was a LCS prepared and analyzed with each batch?	Y			
Were the LCS recoveries within QAPP acceptance limits?	Y			
Was a MS/MSD pair prepared with each batch?	Y			
Is the MS/MSD parent sample the one designated by the sampling team?	Y			
Were the MS/MSD within QAPP acceptance limits?	Y			
Were sample concentrations within calibration range?	Y			
Have all Laboratory Case Narrative comments/findings been addressed in the data review process?	Y			
Are all samples associated with QC non-compliances flagged appropriately?	Y			
Are the Qualified, Detected, and Rejected tables of the ADR report in agreement?	Y			

Method: SW8081

Review Questions	Yes	No	NA	Comment
Did Chain-of-Custody information agree with laboratory report?	Y			
Were samples preserved properly and received in good condition?	Y			

Were sample reciept temperatures met?	Y			
Were holding times for prep and analysis met?	Y			
Does the initial calibration curve consist of 5 concentration levels, with the low standard near but > MDL?	Y			
Is the ICAL %RSD within acceptance limits (%D =20%) on both columns?	Y			
Was a second source verification analyzed after the ICAL and all analytes within criteria (%D =20%)?		N		
Was a CCV run at the beginning of the analytical sequence and every 12 hours?	Y			
Was the CCV a mid-level standard from the initial calibration curve?	Y			
Was the CCV %D within criteria (%D =20%)?		N		
Was a method blank prepared and analyzed with each batch?	Y			
Were target analytes detected in the method blank above the MDL?	Y			
Was a field blank (equipment or trip) collected and analyzed?		N		
Were target analytes reported in the field blank analyses above the MDL?			NA	
Were surrogate recoveries within QAPP acceptance limits?		N		
Was an LCS/LCSD pair prepared and analyzed with each batch? (if applicable)	Y			
Were the LCS recoveries within QAPP acceptance limits?	Y			
Were the LCS/LCSD RPDs within QAPP acceptance limits? (if applicable)	Y			
If a field duplicate was analyzed, were the RPDs within QAPP acceptance limits (RPD = 30%) ?	Y			
Were the Breakdown products within QAPP acceptance limits?	Y			
Is the MS/MSD parent sample the one designated by the sampling team?	Y			
Were MS/MSD recoveries and RPD within QAPP acceptance limits?		N		
Were all QAPP-specified target analytes reported?	Y			
Were reported sample concentrations within calibration range?	Y			
Were RPDs between primary and confirmation columns < 40%?		N		
Are all samples associated with QC non-compliances flagged appropriately?	Y			
Are the Qualified, Detected, and Rejected tables of the ADR report in agreement?	Y			
Have all Laboratory Case Narrative comments/findings been addressed in the data review process?	Y			
Were sample prepration sheets present and filled out appropriately?	Y			
Were instrument run logs present and filled out appropriately?	Y			

Method: SW8082

Review Questions	Yes	No	NA	Comment

AUTOMATED DATA REVIEW SUMMARY for 240-18544-1_(72-75-76)

Did Chain-of-Custody information agree with laboratory report?	Y		
Were samples preserved properly and received in good condition?	Y		
Were sample reciept temperatures met?	Y		
Were holding times for prep and analysis met?	Y		
Does the initial calibration curve consist of 5 concentration levels, with the low standard near but > MDL?	Y		
Is the ICAL %RSD within acceptance limits (%D =20%) on both columns?	Y		
Was a second source verification analyzed after the ICAL and all analytes within criteria (%D =20%)?	Y		
Was a CCV run at the beginning of the analytical sequence and every 12 hours?	Y		
Was the CCV a mid-level standard from the initial calibration curve?	Y		
Was the CCV %D within criteria (%D =20%)?	Y		
Was a method blank prepared and analyzed with each batch?	Y		
Were target analytes detected in the method blank above the MDL?		N	
Was a field blank (equipment or trip) collected and analyzed?			NA
Were target analytes reported in the field blank analyses above the MDL?			NA
Were surrogate recoveries within QAPP acceptance limits?		N (select arochlors)	
Was an LCS/LCSD pair prepared and analyzed with each batch? (if applicable)	Y		
Were the LCS recoveries within QAPP acceptance limits?	Y		
Were the LCS/LCSD RPDs within QAPP acceptance limits? (if applicable)			NA
If a field duplicate was analyzed, were the RPDs within QAPP acceptance limits (RPD = 30%) ?	Y		
Were the Breakdown products within QAPP acceptance limits?	Y		
Is the MS/MSD parent sample the one designated by the sampling team?	Y		
Were MS/MSD recoveries and RPD within QAPP acceptance limits?	Y		
Were all QAPP-specified target analytes reported?	Y		
Were reported sample concentrations within calibration range?	Y		
Were RPDs between primary and confirmation columns < 40%?	Y		
Are all samples associated with QC non-compliances flagged appropriately?	Y		
Are the Qualified, Detected, and Rejected tables of the ADR report in agreement?	Y		
Have all Laboratory Case Narrative comments/findings been addressed in the data review process?	Y		
Were sample prepration sheets present and filled out appropriately?	Y		
Were instrument run logs present and filled out appropriately?	Y		

Method: SW8260B

Review Questions	Yes	No	NA	Comment
Did Chain-of-Custody information agree with laboratory report and EDD for requested field samples and tests?	Y			
Were samples preserved properly and received in good condition?	Y			
Were holding times met?	Y			
Were sample reciept temperatures met?	Y			
Were QAPP specified PQLs achieved?	Y			
Were all QAPP-specified target analytes reported?	Y			
Was the GC/MS system tuned with bromofluorobenzene (BFB)?	Y			
Was the criteria met during each 12 hour shift (prior to ICAL and Cal Ver.)?	Y			
Does the initial calibration curve consist of 5 concentration levels, with the low standard near but > MDL?	Y			
Did the Calibration Check Compounds (CCCs) have a relative standard deviation within QAPP acceptance limits?	Y			
Were the average response factors (RFs) for the System Performance Check Compounds (SPCCs) within QAPP acceptance limits?	Y			
Were all other target analytes within criteria? OR Was the average across all target analytes within criteria? Was a different calibration option used?	Y			
If a linear regression curve was used, was the correlation coefficient within criteria?	Y			
Was a second source verification analyzed after the ICAL and all analytes within criteria?	Y			
Was a CCV run at the beginning of the analytical sequence and every 12 hours?	Y			
Was the CCV a mid-level standard from the initial calibration curve?	Y			
Did the CCCs have a %Difference within QAPP acceptance limits?	Y			
Were the average RFs for the SPCCs within QAPP acceptance limits?	Y			
Was the average %D (difference or drift) for all target analytes within QAPP acceptance limits?	Y			
Were the internal standards added to every standard, blank, matrix spike, matrix spike duplicate, and sample?	Y			
Were the retention times for all IS compounds within QAPP acceptance limits?	Y			
Are the area counts of all IS compounds within QAPP acceptance limits?	Y			
Was a method blank prepared and analyzed with each batch?	Y			
Were target analytes detected in the method blank above the MDL?	Y		Methyl ketones	
Was a field blank (equipment or trip) collected and analyzed at the required frequency?		N		
Were target analytes reported in the field blank analyses above the MDL?			NA	
If a field duplicate was analyzed, were the RPDs within QAPP acceptance limits?	Y			

Was an LCS/LCSD pair prepared and analyzed with each batch?	Y			
Were the LCS/LCSD recoveries within QAPP acceptance limits?	Y			
Were the LCS/LCSD RPDs within QAPP acceptance limits?			NA	
Was the duplicate RPD within QAPP acceptance limits?	Y			
Are all samples associated with QC non-compliances flagged appropriately?	Y			
Are the Qualified, Detected, and Rejected tables of the ADR report in agreement?	Y			
Was a MS/MSD pair prepared with each batch?	Y			
Is the MS/MSD parent sample the one designated by the sampling team?	Y			
Were MS/MSD recoveries and RPD within QAPP acceptance limits?	Y			
Were surrogate recoveries within QAPP acceptance limits?	Y			
Were reported sample concentrations within calibration range?	Y			
Have all Laboratory Case Narrative comments/findings been addressed in the data review process?	Y			

Method: SW8270C

Review Questions	Yes	No	NA	Comment
Did Chain-of-Custody information agree with laboratory report and EDD for requested field samples and tests?	Y			
Were samples preserved properly and received in good condition?	Y			
Were holding times met?	Y			
Were sample reciept temperatures met?	Y			
Were QAPP specified PQLs achieved?	Y			
Were all QAPP-specified target analytes reported?	Y			
Was the GC/MS system tuned with bromofluorobenzene (BFB)?	Y			
Was the criteria met during each 12 hour shift (prior to ICAL and Cal Ver.)?	Y			
Does the initial calibration curve consist of 5 concentration levels, with the low standard near but > MDL?	Y			
Did the Calibration Check Compounds (CCCs) have a relative standard deviation within QAPP acceptance limits?	Y			
Were the average response factors (RFs) for the System Performance Check Compounds (SPCCs) within QAPP acceptance limits?	Y			
Were all other target analytes within criteria? OR Was the average across all target analytes within criteria? Was a different calibration option used?	Y			
If a linear regression curve was used, was the correlation coefficient within criteria?	Y			
Was a second source verification analyzed after the ICAL and all analytes within criteria?		N		Select SVOCs qualified
Was a CCV run at the beginning of the analytical sequence and every 12 hours?	Y			

Was the CCV a mid-level standard from the initial calibration curve?	Y			
Did the CCCs have a %Difference within QAPP acceptance limits?	Y			
Were the average RFs for the SPCCs within QAPP acceptance limits?	Y			
Was the average %D (difference or drift) for all target analytes within QAPP acceptance limits?	Y			
Were the internal standards added to every standard, blank, matrix spike, matrix spike duplicate, and sample?	Y			
Were the retention times for all IS compounds within QAPP acceptance limits?	Y			
Are the area counts of all IS compounds within QAPP acceptance limits?	Y			
Was a method blank prepared and analyzed with each batch?	Y			
Were target analytes detected in the method blank above the MDL?	Y			2-BEHP
Was a field blank (equipment or trip) collected and analyzed at the required frequency?		N		
Were target analytes reported in the field blank analyses above the MDL?			NA	
If a field duplicate was analyzed, were the RPDs within QAPP acceptance limits?	Y			
Was an LCS/LCSD pair prepared and analyzed with each batch?	Y			
Were the LCS/LCSD recoveries within QAPP acceptance limits?	Y			
Were the LCS/LCSD RPDs within QAPP acceptance limits?			NA	
Was the duplicate RPD within QAPP acceptance limits?	Y			
Are all samples associated with QC non-compliances flagged appropriately?	Y			
Are the Qualified, Detected, and Rejected tables of the ADR report in agreement?	Y			
Was a MS/MSD pair prepared with each batch?	Y			
Is the MS/MSD parent sample the one designated by the sampling team?	Y			
Were MS/MSD recoveries and RPD within QAPP acceptance limits?	Y			
Were surrogate recoveries within QAPP acceptance limits?	Y			
Were reported sample concentrations within calibration range?	Y			
Have all Laboratory Case Narrative comments/findings been addressed in the data review process?	Y			
Were instrument run logs present and filled out appropriately?	Y			
Were sample prepration sheets present and filled out appropriately?	Y			

Method: SW8330B

Review Questions	Yes	No	NA	Comment
Did Chain-of-Custody information agree with laboratory report?	Y			
Were samples preserved properly and received in good condition?	Y			
Were sample reciept temperatures met?	Y			

AUTOMATED DATA REVIEW SUMMARY for 240-18544-1_(72-75-76)

Were holding times for prep and analysis met?	Y		
Does the initial calibration curve consist of 5 concentration levels, with the low standard near but > MDL?	Y		
Is the ICAL %RSD within acceptance limits (%D =20%) on both columns?	Y		
Was a second source verification analyzed after the ICAL and all analytes within criteria (%D =20%)?	Y		
Was a CCV run at the beginning of the analytical sequence and every 12 hours?	Y		
Was the CCV a mid-level standard from the initial calibration curve?	Y		
Was the CCV %D within criteria (%D =20%)?	Y		
Was a method blank prepared and analyzed with each batch?	Y		
Were target analytes detected in the method blank above the MDL?	Y		
Was a field blank (equipment or trip) collected and analyzed?		N	
Were target analytes reported in the field blank analyses above the MDL?			NA
Were surrogate recoveries within QAPP acceptance limits?	Y		
Was an LCS/LCSD pair prepared and analyzed with each batch? (if applicable)	Y		
Were the LCS recoveries within QAPP acceptance limits?	Y		
Were the LCS/LCSD RPDs within QAPP acceptance limits? (if applicable)			NA
If a field duplicate was analyzed, were the RPDs within QAPP acceptance limits (RPD = 30%) ?	Y		
Is the MS/MSD parent sample the one designated by the sampling team?	Y		
Were MS/MSD recoveries and RPD within QAPP acceptance limits?	Y		
Were all QAPP-specified target analytes reported?	Y		
Were reported sample concentrations within calibration range?	Y		
Were RPDs between primary and confirmation columns < 40%?	Y		
Did PDA spectra for reported compounds match associated standard spectra?			NA
Are all samples associated with QC non-compliances flagged appropriately?	Y		
Are the Qualified, Detected, and Rejected tables of the ADR report in agreement?	Y		
Have all Laboratory Case Narrative comments/findings been addressed in the data review process?	Y		
Were sample prepration sheets present and filled out appropriately?	Y		
Were instrument run logs present and filled out appropriately?	Y		

Field Duplicates for SDG: 240-18544-1_(72-75-76)

Location	Analysis
72-BM-RV46-SB1	M8015D

Field ID - Primary/Field Dup	Lab ID - Primary/Field Dup	Analyte	Primary Result	FD Result	RL	RPD	RPD Check
072SB-0068-0001-SO / 072SB-0064-0001-SO	240-18544-6 / 240-18544-2	C10-C20 Diesel Range Organics	ND	ND	18.0	NA	Ok
072SB-0068-0001-SO / 072SB-0064-0001-SO	240-18544-6 / 240-18544-2	C20-C34 Motor Oil Range Organics	ND	ND	18.0	NA	Ok

Location	Analysis
72-BM-RV46-SB1	M8015V

Field ID - Primary/Field Dup	Lab ID - Primary/Field Dup	Analyte	Primary Result	FD Result	RL	RPD	RPD Check
072SB-0068-0001-SO / 072SB-0064-0001-SO	240-18544-6 / 240-18544-2	Petroleum Hydrocarbons C6-C12	ND	ND	92.0	NA	Ok

Location	Analysis
72-BM-RV46-SB1	SW6020

Field ID - Primary/Field Dup	Lab ID - Primary/Field Dup	Analyte	Primary Result	FD Result	RL	RPD	RPD Check
072SB-0068-0001-SO / 072SB-0064-0001-SO	240-18544-6 / 240-18544-2	Aluminum	5100	5500	2.70	7.55	Ok
072SB-0068-0001-SO / 072SB-0064-0001-SO	240-18544-6 / 240-18544-2	Antimony	0.0730	0.0610	0.180	17.9	Ok
072SB-0068-0001-SO / 072SB-0064-0001-SO	240-18544-6 / 240-18544-2	Arsenic	10.0	10.0	0.0920	0.00	Ok
072SB-0068-0001-SO / 072SB-0064-0001-SO	240-18544-6 / 240-18544-2	Barium	21.0	23.0	0.920	9.09	Ok
072SB-0068-0001-SO / 072SB-0064-0001-SO	240-18544-6 / 240-18544-2	Beryllium	0.380	0.380	0.0920	0.00	Ok
072SB-0068-0001-SO / 072SB-0064-0001-SO	240-18544-6 / 240-18544-2	Cadmium	0.140	0.190	0.0920	30.3	Ok
072SB-0068-0001-SO / 072SB-0064-0001-SO	240-18544-6 / 240-18544-2	Calcium	1800	1100	9.20	48.3	Ok
072SB-0068-0001-SO / 072SB-0064-0001-SO	240-18544-6 / 240-18544-2	Chromium	8.90	9.00	0.180	1.12	Ok
072SB-0068-0001-SO / 072SB-0064-0001-SO	240-18544-6 / 240-18544-2	Cobalt	7.00	7.60	0.0460	8.22	Ok
072SB-0068-0001-SO / 072SB-0064-0001-SO	240-18544-6 / 240-18544-2	Copper	15.0	14.0	0.180	6.90	Ok
072SB-0068-0001-SO / 072SB-0064-0001-SO	240-18544-6 / 240-18544-2	Iron	18000	18000	4.60	0.00	Ok
072SB-0068-0001-SO / 072SB-0064-0001-SO	240-18544-6 / 240-18544-2	Lead	8.90	9.70	0.0920	8.60	Ok
072SB-0068-0001-SO / 072SB-0064-0001-SO	240-18544-6 / 240-18544-2	Magnesium	2000	1700	9.20	16.2	Ok
072SB-0068-0001-SO / 072SB-0064-0001-SO	240-18544-6 / 240-18544-2	Manganese	220	420	0.460	62.5	Out
072SB-0068-0001-SO / 072SB-0064-0001-SO	240-18544-6 / 240-18544-2	Nickel	15.0	19.0	0.0920	23.5	Ok
072SB-0068-0001-SO / 072SB-0064-0001-SO	240-18544-6 / 240-18544-2	Potassium	890	960	9.20	7.57	Ok
072SB-0068-0001-SO / 072SB-0064-0001-SO	240-18544-6 / 240-18544-2	Selenium	0.200	0.210	0.460	4.88	Ok

072SB-0068-0001-SO / 072SB-0064-0001-SO	240-18544-6 / 240-18544-2	Silver	0.0240	0.0280	0.0920	15.4	Ok
072SB-0068-0001-SO / 072SB-0064-0001-SO	240-18544-6 / 240-18544-2	Sodium	27.0	27.0	9.20	0.00	Ok
072SB-0068-0001-SO / 072SB-0064-0001-SO	240-18544-6 / 240-18544-2	Thallium	0.0890	0.130	0.0920	37.4	Ok
072SB-0068-0001-SO / 072SB-0064-0001-SO	240-18544-6 / 240-18544-2	Vanadium	9.30	9.60	0.0920	3.17	Ok
072SB-0068-0001-SO / 072SB-0064-0001-SO	240-18544-6 / 240-18544-2	Zinc	59.0	52.0	0.460	12.6	Ok

Location	Analysis
72-BM-RV46-SB1	SW7471A

Field ID - Primary/Field Dup	Lab ID - Primary/Field Dup	Analyte	Primary Result	FD Result	RL	RPD	RPD Check
072SB-0068-0001-SO / 072SB-0064-0001-SO	240-18544-6 / 240-18544-2	Mercury	0.0220	0.0240	0.110	8.70	Ok

Location	Analysis
72-BM-RV46-SB1	SW8260B

Field ID - Primary/Field Dup	Lab ID - Primary/Field Dup	Analyte	Primary Result	FD Result	RL	RPD	RPD Check
072SB-0068-0001-SO / 072SB-0064-0001-SO	240-18544-6 / 240-18544-2	Benzene	ND	ND	4.90	NA	Ok
072SB-0068-0001-SO / 072SB-0064-0001-SO	240-18544-6 / 240-18544-2	Ethylbenzene	ND	ND	4.90	NA	Ok
072SB-0068-0001-SO / 072SB-0064-0001-SO	240-18544-6 / 240-18544-2	tert-Butyl Methyl Ether	ND	ND	4.90	NA	Ok
072SB-0068-0001-SO / 072SB-0064-0001-SO	240-18544-6 / 240-18544-2	Toluene	3.10	0.940	4.90	107	Out
072SB-0068-0001-SO / 072SB-0064-0001-SO	240-18544-6 / 240-18544-2	Xylenes, Total	ND	ND	9.90	NA	Ok

Location	Analysis
72-BM-RV46-SB1	SW8270C

Field ID - Primary/Field Dup	Lab ID - Primary/Field Dup	Analyte	Primary Result	FD Result	RL	RPD	RPD Check
072SB-0068-0001-SO / 072SB-0064-0001-SO	240-18544-6 / 240-18544-2	1,2,4-Trichlorobenzene	ND	ND	55.0	NA	Ok
072SB-0068-0001-SO / 072SB-0064-0001-SO	240-18544-6 / 240-18544-2	1,2-Dichlorobenzene	ND	ND	55.0	NA	Ok
072SB-0068-0001-SO / 072SB-0064-0001-SO	240-18544-6 / 240-18544-2	1,3-Dichlorobenzene	ND	ND	55.0	NA	Ok
072SB-0068-0001-SO / 072SB-0064-0001-SO	240-18544-6 / 240-18544-2	1,4-Dichlorobenzene	ND	ND	55.0	NA	Ok
072SB-0068-0001-SO / 072SB-0064-0001-SO	240-18544-6 / 240-18544-2	2,4,5-Trichlorophenol	ND	ND	160	NA	Ok
072SB-0068-0001-SO / 072SB-0064-0001-SO	240-18544-6 / 240-18544-2	2,4,6-Trichlorophenol	ND	ND	160	NA	Ok
072SB-0068-0001-SO / 072SB-0064-0001-SO	240-18544-6 / 240-18544-2	2,4-Dichlorophenol	ND	ND	160	NA	Ok
072SB-0068-0001-SO / 072SB-0064-0001-SO	240-18544-6 / 240-18544-2	2,4-Dimethylphenol	ND	ND	160	NA	Ok
072SB-0068-0001-SO / 072SB-0064-0001-SO	240-18544-6 / 240-18544-2	2,4-Dinitrophenol	ND	ND	360	NA	Ok

072SB-0068-0001-SO / 072SB-0064-0001-SO	240-18544-6 / 240-18544-2	2,4-Dinitrotoluene	ND	ND	220	NA	Ok
072SB-0068-0001-SO / 072SB-0064-0001-SO	240-18544-6 / 240-18544-2	2,6-Dinitrotoluene	ND	ND	220	NA	Ok
072SB-0068-0001-SO / 072SB-0064-0001-SO	240-18544-6 / 240-18544-2	2-Chloronaphthalene	ND	ND	55.0	NA	Ok
072SB-0068-0001-SO / 072SB-0064-0001-SO	240-18544-6 / 240-18544-2	2-Chlorophenol	ND	ND	55.0	NA	Ok
072SB-0068-0001-SO / 072SB-0064-0001-SO	240-18544-6 / 240-18544-2	2-Methylnaphthalene	ND	ND	7.30	NA	Ok
072SB-0068-0001-SO / 072SB-0064-0001-SO	240-18544-6 / 240-18544-2	2-Methylphenol (o-Cresol)	ND	ND	220	NA	Ok
072SB-0068-0001-SO / 072SB-0064-0001-SO	240-18544-6 / 240-18544-2	2-Nitroaniline	ND	ND	220	NA	Ok
072SB-0068-0001-SO / 072SB-0064-0001-SO	240-18544-6 / 240-18544-2	2-Nitrophenol	ND	ND	55.0	NA	Ok
072SB-0068-0001-SO / 072SB-0064-0001-SO	240-18544-6 / 240-18544-2	3,3'-Dichlorobenzidine	ND	ND	110	NA	Ok
072SB-0068-0001-SO / 072SB-0064-0001-SO	240-18544-6 / 240-18544-2	3-Nitroaniline	ND	ND	220	NA	Ok
072SB-0068-0001-SO / 072SB-0064-0001-SO	240-18544-6 / 240-18544-2	4,6-Dinitro-2-Methylphenol	ND	ND	160	NA	Ok
072SB-0068-0001-SO / 072SB-0064-0001-SO	240-18544-6 / 240-18544-2	4-Bromophenyl phenyl ether	ND	ND	55.0	NA	Ok
072SB-0068-0001-SO / 072SB-0064-0001-SO	240-18544-6 / 240-18544-2	4-Chloro-3-Methylphenol	ND	ND	160	NA	Ok
072SB-0068-0001-SO / 072SB-0064-0001-SO	240-18544-6 / 240-18544-2	4-Chloroaniline	ND	ND	160	NA	Ok
072SB-0068-0001-SO / 072SB-0064-0001-SO	240-18544-6 / 240-18544-2	4-Chlorophenyl Phenyl Ether	ND	ND	55.0	NA	Ok
072SB-0068-0001-SO / 072SB-0064-0001-SO	240-18544-6 / 240-18544-2	4-Nitroaniline	ND	ND	220	NA	Ok
072SB-0068-0001-SO / 072SB-0064-0001-SO	240-18544-6 / 240-18544-2	4-Nitrophenol	ND	ND	360	NA	Ok
072SB-0068-0001-SO / 072SB-0064-0001-SO	240-18544-6 / 240-18544-2	Acenaphthene	ND	ND	7.30	NA	Ok
072SB-0068-0001-SO / 072SB-0064-0001-SO	240-18544-6 / 240-18544-2	Acenaphthylene	ND	ND	7.30	NA	Ok
072SB-0068-0001-SO / 072SB-0064-0001-SO	240-18544-6 / 240-18544-2	Anthracene	ND	ND	7.30	NA	Ok
072SB-0068-0001-SO / 072SB-0064-0001-SO	240-18544-6 / 240-18544-2	Benzo(a)anthracene	ND	ND	7.30	NA	Ok
072SB-0068-0001-SO / 072SB-0064-0001-SO	240-18544-6 / 240-18544-2	Benzo(a)pyrene	ND	ND	7.30	NA	Ok
072SB-0068-0001-SO / 072SB-0064-0001-SO	240-18544-6 / 240-18544-2	Benzo(b)fluoranthene	ND	ND	7.30	NA	Ok
072SB-0068-0001-SO / 072SB-0064-0001-SO	240-18544-6 / 240-18544-2	Benzo(g,h,i)perylene	ND	ND	7.30	NA	Ok
072SB-0068-0001-SO / 072SB-0064-0001-SO	240-18544-6 / 240-18544-2	Benzo(k)fluoranthene	ND	ND	7.30	NA	Ok
072SB-0068-0001-SO / 072SB-0064-0001-SO	240-18544-6 / 240-18544-2	Benzoic acid	ND	ND	720	NA	Ok
072SB-0068-0001-SO / 072SB-0064-0001-SO	240-18544-6 / 240-18544-2	Benzyl alcohol	ND	ND	360	NA	Ok
072SB-0068-0001-SO / 072SB-0064-0001-SO	240-18544-6 / 240-18544-2	Benzyl butyl phthalate	ND	ND	55.0	NA	Ok
072SB-0068-0001-SO / 072SB-0064-0001-SO	240-18544-6 / 240-18544-2	bis(2-Chloroethoxy) Methane	ND	ND	110	NA	Ok
072SB-0068-0001-SO / 072SB-0064-0001-SO	240-18544-6 / 240-18544-2	bis(2-Chloroethyl) Ether (2-Chloroethyl Ether)	ND	ND	110	NA	Ok
072SB-0068-0001-SO / 072SB-0064-0001-SO	240-18544-6 / 240-18544-2	bis(2-Chloroisopropyl) Ether	ND	ND	110	NA	Ok
072SB-0068-0001-SO / 072SB-0064-0001-SO	240-18544-6 / 240-18544-2	bis(2-Ethylhexyl) Phthalate	ND	ND	55.0	NA	Ok
072SB-0068-0001-SO / 072SB-0064-0001-SO	240-18544-6 / 240-18544-2	Carbazole	ND	ND	55.0	NA	Ok
072SB-0068-0001-SO / 072SB-0064-0001-SO	240-18544-6 / 240-18544-2	Chrysene	ND	ND	7.30	NA	Ok

072SB-0068-0001-SO / 072SB-0064-0001-SO	240-18544-6 / 240-18544-2	Cresols, m & p	ND	ND	440	NA	Ok
072SB-0068-0001-SO / 072SB-0064-0001-SO	240-18544-6 / 240-18544-2	Di-n-Butyl Phthalate	ND	ND	55.0	NA	Ok
072SB-0068-0001-SO / 072SB-0064-0001-SO	240-18544-6 / 240-18544-2	Di-n-Octylphthalate	ND	ND	55.0	NA	Ok
072SB-0068-0001-SO / 072SB-0064-0001-SO	240-18544-6 / 240-18544-2	Dibenz(a,h)anthracene	ND	ND	7.30	NA	Ok
072SB-0068-0001-SO / 072SB-0064-0001-SO	240-18544-6 / 240-18544-2	Dibenzofuran	ND	ND	55.0	NA	Ok
072SB-0068-0001-SO / 072SB-0064-0001-SO	240-18544-6 / 240-18544-2	Diethyl Phthalate	ND	ND	55.0	NA	Ok
072SB-0068-0001-SO / 072SB-0064-0001-SO	240-18544-6 / 240-18544-2	Dimethyl Phthalate	ND	ND	55.0	NA	Ok
072SB-0068-0001-SO / 072SB-0064-0001-SO	240-18544-6 / 240-18544-2	Fluoranthene	ND	ND	7.30	NA	Ok
072SB-0068-0001-SO / 072SB-0064-0001-SO	240-18544-6 / 240-18544-2	Fluorene	ND	ND	7.30	NA	Ok
072SB-0068-0001-SO / 072SB-0064-0001-SO	240-18544-6 / 240-18544-2	Hexachlorobenzene	ND	ND	7.30	NA	Ok
072SB-0068-0001-SO / 072SB-0064-0001-SO	240-18544-6 / 240-18544-2	Hexachlorobutadiene	ND	ND	55.0	NA	Ok
072SB-0068-0001-SO / 072SB-0064-0001-SO	240-18544-6 / 240-18544-2	Hexachlorocyclopentadiene	ND	ND	360	NA	Ok
072SB-0068-0001-SO / 072SB-0064-0001-SO	240-18544-6 / 240-18544-2	Hexachloroethane	ND	ND	55.0	NA	Ok
072SB-0068-0001-SO / 072SB-0064-0001-SO	240-18544-6 / 240-18544-2	Indeno(1,2,3-c,d)Pyrene	ND	ND	7.30	NA	Ok
072SB-0068-0001-SO / 072SB-0064-0001-SO	240-18544-6 / 240-18544-2	Isophorone	ND	ND	55.0	NA	Ok
072SB-0068-0001-SO / 072SB-0064-0001-SO	240-18544-6 / 240-18544-2	n-Nitrosodi-n-propylamine	ND	ND	55.0	NA	Ok
072SB-0068-0001-SO / 072SB-0064-0001-SO	240-18544-6 / 240-18544-2	n-Nitrosodiphenylamine	ND	ND	55.0	NA	Ok
072SB-0068-0001-SO / 072SB-0064-0001-SO	240-18544-6 / 240-18544-2	Naphthalene	ND	ND	7.30	NA	Ok
072SB-0068-0001-SO / 072SB-0064-0001-SO	240-18544-6 / 240-18544-2	Nitrobenzene	ND	ND	110	NA	Ok
072SB-0068-0001-SO / 072SB-0064-0001-SO	240-18544-6 / 240-18544-2	Pentachlorophenol	ND	ND	160	NA	Ok
072SB-0068-0001-SO / 072SB-0064-0001-SO	240-18544-6 / 240-18544-2	Phenanthrene	ND	ND	7.30	NA	Ok
072SB-0068-0001-SO / 072SB-0064-0001-SO	240-18544-6 / 240-18544-2	Phenol	ND	ND	55.0	NA	Ok
072SB-0068-0001-SO / 072SB-0064-0001-SO	240-18544-6 / 240-18544-2	Pyrene	ND	ND	7.30	NA	Ok

Location	Analysis
75-GRTP-DU1-TR1	SW7471A

Field ID - Primary/Field Dup	Lab ID - Primary/Field Dup	Analyte	Primary Result	FD Result	RL	RPD	RPD Check
075TR-0002-0001-SO / 075TR-0003-0001-SO	240-18544-38 / 240-18544-39	Mercury	ND	ND	0.140	NA	Ok

Location	Analysis
76-102-BB-SB1	SW6020

Field ID - Primary/Field Dup	Lab ID - Primary/Field Dup	Analyte	Primary Result	FD Result	RL	RPD	RPD Check
076SB-0092M-0001-SO / 076SB-0093M-0001-SO	240-18544-10 / 240-18544-11	Aluminum	8000	8000	2.20	0.00	Ok

076SB-0092M-0001-SO / 076SB-0093M-0001-SO	240-18544-10 / 240-18544-11	Antimony	0.160	0.120	0.150	28.6	Ok
076SB-0092M-0001-SO / 076SB-0093M-0001-SO	240-18544-10 / 240-18544-11	Arsenic	13.0	12.0	0.0750	8.00	Ok
076SB-0092M-0001-SO / 076SB-0093M-0001-SO	240-18544-10 / 240-18544-11	Barium	42.0	39.0	0.750	7.41	Ok
076SB-0092M-0001-SO / 076SB-0093M-0001-SO	240-18544-10 / 240-18544-11	Beryllium	0.430	0.430	0.0750	0.00	Ok
076SB-0092M-0001-SO / 076SB-0093M-0001-SO	240-18544-10 / 240-18544-11	Cadmium	0.110	0.120	0.0750	8.70	Ok
076SB-0092M-0001-SO / 076SB-0093M-0001-SO	240-18544-10 / 240-18544-11	Calcium	3400	3300	7.50	2.99	Ok
076SB-0092M-0001-SO / 076SB-0093M-0001-SO	240-18544-10 / 240-18544-11	Chromium	16.0	16.0	0.150	0.00	Ok
076SB-0092M-0001-SO / 076SB-0093M-0001-SO	240-18544-10 / 240-18544-11	Cobalt	10.0	9.10	0.0370	9.42	Ok
076SB-0092M-0001-SO / 076SB-0093M-0001-SO	240-18544-10 / 240-18544-11	Copper	16.0	17.0	0.150	6.06	Ok
076SB-0092M-0001-SO / 076SB-0093M-0001-SO	240-18544-10 / 240-18544-11	Iron	22000	25000	3.70	12.8	Ok
076SB-0092M-0001-SO / 076SB-0093M-0001-SO	240-18544-10 / 240-18544-11	Lead	17.0	20.0	0.0750	16.2	Ok
076SB-0092M-0001-SO / 076SB-0093M-0001-SO	240-18544-10 / 240-18544-11	Magnesium	2500	2600	7.50	3.92	Ok
076SB-0092M-0001-SO / 076SB-0093M-0001-SO	240-18544-10 / 240-18544-11	Manganese	490	460	0.370	6.32	Ok
076SB-0092M-0001-SO / 076SB-0093M-0001-SO	240-18544-10 / 240-18544-11	Nickel	19.0	19.0	0.0750	0.00	Ok
076SB-0092M-0001-SO / 076SB-0093M-0001-SO	240-18544-10 / 240-18544-11	Potassium	720	810	7.50	11.8	Ok
076SB-0092M-0001-SO / 076SB-0093M-0001-SO	240-18544-10 / 240-18544-11	Selenium	0.440	0.370	0.370	17.3	Ok
076SB-0092M-0001-SO / 076SB-0093M-0001-SO	240-18544-10 / 240-18544-11	Silver	0.0280	0.0260	0.0750	7.41	Ok
076SB-0092M-0001-SO / 076SB-0093M-0001-SO	240-18544-10 / 240-18544-11	Sodium	39.0	41.0	7.50	5.00	Ok
076SB-0092M-0001-SO / 076SB-0093M-0001-SO	240-18544-10 / 240-18544-11	Thallium	0.130	0.130	0.0750	0.00	Ok
076SB-0092M-0001-SO / 076SB-0093M-0001-SO	240-18544-10 / 240-18544-11	Vanadium	15.0	17.0	0.0750	12.5	Ok
076SB-0092M-0001-SO / 076SB-0093M-0001-SO	240-18544-10 / 240-18544-11	Zinc	53.0	57.0	0.370	7.27	Ok

Location	Analysis
76-102-BB-SB1	SW7471A

Field ID - Primary/Field Dup	Lab ID - Primary/Field Dup	Analyte	Primary Result	FD Result	RL	RPD	RPD Check
076SB-0092M-0001-SO / 076SB-0093M-0001-SO	240-18544-10 / 240-18544-11	Mercury	0.0380	0.0390	0.120	2.60	Ok

Location	Analysis
76-102-BB-SB1	SW8260B

Field ID - Primary/Field Dup	Lab ID - Primary/Field Dup	Analyte	Primary Result	FD Result	RL	RPD	RPD Check
076SB-0092M-0001-SO / 076SB-0093M-0001-SO	240-18544-10 / 240-18544-11	1,1,1-Trichloroethane	ND	ND	4.90	NA	Ok
076SB-0092M-0001-SO / 076SB-0093M-0001-SO	240-18544-10 / 240-18544-11	1,1,2,2-Tetrachloroethane	ND	ND	4.90	NA	Ok
076SB-0092M-0001-SO / 076SB-0093M-0001-SO	240-18544-10 / 240-18544-11	1,1,2-Trichloroethane	ND	ND	4.90	NA	Ok

076SB-0092M-0001-SO / 076SB-0093M-0001-SO	240-18544-10 / 240-18544-11	1,1-Dichloroethane	ND	ND	4.90	NA	Ok
076SB-0092M-0001-SO / 076SB-0093M-0001-SO	240-18544-10 / 240-18544-11	1,1-Dichloroethene	ND	ND	4.90	NA	Ok
076SB-0092M-0001-SO / 076SB-0093M-0001-SO	240-18544-10 / 240-18544-11	1,2-Dibromoethane (Ethylene Dibromide)	ND	ND	4.90	NA	Ok
076SB-0092M-0001-SO / 076SB-0093M-0001-SO	240-18544-10 / 240-18544-11	1,2-Dichloroethane	ND	ND	4.90	NA	Ok
076SB-0092M-0001-SO / 076SB-0093M-0001-SO	240-18544-10 / 240-18544-11	1,2-Dichloropropane	ND	ND	4.90	NA	Ok
076SB-0092M-0001-SO / 076SB-0093M-0001-SO	240-18544-10 / 240-18544-11	2-Hexanone	1.50	ND	20.0		Ok
076SB-0092M-0001-SO / 076SB-0093M-0001-SO	240-18544-10 / 240-18544-11	Acetone	ND	ND	20.0	NA	Ok
076SB-0092M-0001-SO / 076SB-0093M-0001-SO	240-18544-10 / 240-18544-11	Benzene	ND	ND	4.90	NA	Ok
076SB-0092M-0001-SO / 076SB-0093M-0001-SO	240-18544-10 / 240-18544-11	Bromochloromethane	ND	ND	4.90	NA	Ok
076SB-0092M-0001-SO / 076SB-0093M-0001-SO	240-18544-10 / 240-18544-11	Bromodichloromethane	ND	ND	4.90	NA	Ok
076SB-0092M-0001-SO / 076SB-0093M-0001-SO	240-18544-10 / 240-18544-11	Bromoform	ND	ND	4.90	NA	Ok
076SB-0092M-0001-SO / 076SB-0093M-0001-SO	240-18544-10 / 240-18544-11	Bromomethane	ND	ND	4.90	NA	Ok
076SB-0092M-0001-SO / 076SB-0093M-0001-SO	240-18544-10 / 240-18544-11	Carbon Disulfide	ND	ND	4.90	NA	Ok
076SB-0092M-0001-SO / 076SB-0093M-0001-SO	240-18544-10 / 240-18544-11	Carbon Tetrachloride	ND	ND	4.90	NA	Ok
076SB-0092M-0001-SO / 076SB-0093M-0001-SO	240-18544-10 / 240-18544-11	Chlorobenzene	ND	ND	4.90	NA	Ok
076SB-0092M-0001-SO / 076SB-0093M-0001-SO	240-18544-10 / 240-18544-11	Chloroethane	ND	ND	4.90	NA	Ok
076SB-0092M-0001-SO / 076SB-0093M-0001-SO	240-18544-10 / 240-18544-11	Chloroform	ND	ND	4.90	NA	Ok
076SB-0092M-0001-SO / 076SB-0093M-0001-SO	240-18544-10 / 240-18544-11	Chloromethane	ND	ND	4.90	NA	Ok
076SB-0092M-0001-SO / 076SB-0093M-0001-SO	240-18544-10 / 240-18544-11	cis-1,3-Dichloropropene	ND	ND	4.90	NA	Ok
076SB-0092M-0001-SO / 076SB-0093M-0001-SO	240-18544-10 / 240-18544-11	Dibromochloromethane	ND	ND	4.90	NA	Ok
076SB-0092M-0001-SO / 076SB-0093M-0001-SO	240-18544-10 / 240-18544-11	Ethylbenzene	ND	ND	4.90	NA	Ok
076SB-0092M-0001-SO / 076SB-0093M-0001-SO	240-18544-10 / 240-18544-11	Methyl Ethyl Ketone (2-Butanone)	ND	ND	20.0	NA	Ok
076SB-0092M-0001-SO / 076SB-0093M-0001-SO	240-18544-10 / 240-18544-11	Methyl Isobutyl Ketone (4-Methyl-2-pentanone)	1.00	ND	20.0		Ok
076SB-0092M-0001-SO / 076SB-0093M-0001-SO	240-18544-10 / 240-18544-11	Methylene Chloride	ND	ND	4.90	NA	Ok
076SB-0092M-0001-SO / 076SB-0093M-0001-SO	240-18544-10 / 240-18544-11	Styrene	ND	ND	4.90	NA	Ok
076SB-0092M-0001-SO / 076SB-0093M-0001-SO	240-18544-10 / 240-18544-11	Tetrachloroethylene (PCE)	ND	ND	4.90	NA	Ok
076SB-0092M-0001-SO / 076SB-0093M-0001-SO	240-18544-10 / 240-18544-11	Toluene	0.840	1.10	4.90	26.8	Ok
076SB-0092M-0001-SO / 076SB-0093M-0001-SO	240-18544-10 / 240-18544-11	Total 1,2-Dichloroethene	ND	ND	9.80	NA	Ok
076SB-0092M-0001-SO / 076SB-0093M-0001-SO	240-18544-10 / 240-18544-11	trans-1,3-Dichloropropene	ND	ND	4.90	NA	Ok
076SB-0092M-0001-SO / 076SB-0093M-0001-SO	240-18544-10 / 240-18544-11	Trichloroethylene (TCE)	ND	ND	4.90	NA	Ok
076SB-0092M-0001-SO / 076SB-0093M-0001-SO	240-18544-10 / 240-18544-11	Vinyl Chloride	ND	ND	4.90	NA	Ok
076SB-0092M-0001-SO / 076SB-0093M-0001-SO	240-18544-10 / 240-18544-11	Xylenes, Total	ND	ND	9.80	NA	Ok

Location **Analysis**

76-102-BB-SB1 SW8270C

Field ID - Primary/Field Dup	Lab ID - Primary/Field Dup	Analyte	Primary Result	FD Result	RL	RPD	RPD Check
076SB-0092M-0001-SO / 076SB-0093M-0001-SO	240-18544-10 / 240-18544-11	1,2,4-Trichlorobenzene	ND	ND	49.0	NA	Ok
076SB-0092M-0001-SO / 076SB-0093M-0001-SO	240-18544-10 / 240-18544-11	1,2-Dichlorobenzene	ND	ND	49.0	NA	Ok
076SB-0092M-0001-SO / 076SB-0093M-0001-SO	240-18544-10 / 240-18544-11	1,3-Dichlorobenzene	ND	ND	49.0	NA	Ok
076SB-0092M-0001-SO / 076SB-0093M-0001-SO	240-18544-10 / 240-18544-11	1,4-Dichlorobenzene	ND	ND	49.0	NA	Ok
076SB-0092M-0001-SO / 076SB-0093M-0001-SO	240-18544-10 / 240-18544-11	2,4,5-Trichlorophenol	ND	ND	150	NA	Ok
076SB-0092M-0001-SO / 076SB-0093M-0001-SO	240-18544-10 / 240-18544-11	2,4,6-Trichlorophenol	ND	ND	150	NA	Ok
076SB-0092M-0001-SO / 076SB-0093M-0001-SO	240-18544-10 / 240-18544-11	2,4-Dichlorophenol	ND	ND	150	NA	Ok
076SB-0092M-0001-SO / 076SB-0093M-0001-SO	240-18544-10 / 240-18544-11	2,4-Dimethylphenol	ND	ND	150	NA	Ok
076SB-0092M-0001-SO / 076SB-0093M-0001-SO	240-18544-10 / 240-18544-11	2,4-Dinitrophenol	ND	ND	330	NA	Ok
076SB-0092M-0001-SO / 076SB-0093M-0001-SO	240-18544-10 / 240-18544-11	2,4-Dinitrotoluene	ND	ND	200	NA	Ok
076SB-0092M-0001-SO / 076SB-0093M-0001-SO	240-18544-10 / 240-18544-11	2,6-Dinitrotoluene	ND	ND	200	NA	Ok
076SB-0092M-0001-SO / 076SB-0093M-0001-SO	240-18544-10 / 240-18544-11	2-Chloronaphthalene	ND	ND	49.0	NA	Ok
076SB-0092M-0001-SO / 076SB-0093M-0001-SO	240-18544-10 / 240-18544-11	2-Chlorophenol	ND	ND	49.0	NA	Ok
076SB-0092M-0001-SO / 076SB-0093M-0001-SO	240-18544-10 / 240-18544-11	2-Methylnaphthalene	3.30	ND	6.60		Ok
076SB-0092M-0001-SO / 076SB-0093M-0001-SO	240-18544-10 / 240-18544-11	2-Methylphenol (o-Cresol)	ND	ND	200	NA	Ok
076SB-0092M-0001-SO / 076SB-0093M-0001-SO	240-18544-10 / 240-18544-11	2-Nitroaniline	ND	ND	200	NA	Ok
076SB-0092M-0001-SO / 076SB-0093M-0001-SO	240-18544-10 / 240-18544-11	2-Nitrophenol	ND	ND	49.0	NA	Ok
076SB-0092M-0001-SO / 076SB-0093M-0001-SO	240-18544-10 / 240-18544-11	3,3'-Dichlorobenzidine	ND	ND	99.0	NA	Ok
076SB-0092M-0001-SO / 076SB-0093M-0001-SO	240-18544-10 / 240-18544-11	3-Nitroaniline	ND	ND	200	NA	Ok
076SB-0092M-0001-SO / 076SB-0093M-0001-SO	240-18544-10 / 240-18544-11	4,6-Dinitro-2-Methylphenol	ND	ND	150	NA	Ok
076SB-0092M-0001-SO / 076SB-0093M-0001-SO	240-18544-10 / 240-18544-11	4-Bromophenyl phenyl ether	ND	ND	49.0	NA	Ok
076SB-0092M-0001-SO / 076SB-0093M-0001-SO	240-18544-10 / 240-18544-11	4-Chloro-3-Methylphenol	ND	ND	150	NA	Ok
076SB-0092M-0001-SO / 076SB-0093M-0001-SO	240-18544-10 / 240-18544-11	4-Chloroaniline	ND	ND	150	NA	Ok
076SB-0092M-0001-SO / 076SB-0093M-0001-SO	240-18544-10 / 240-18544-11	4-Chlorophenyl Phenyl Ether	ND	ND	49.0	NA	Ok
076SB-0092M-0001-SO / 076SB-0093M-0001-SO	240-18544-10 / 240-18544-11	4-Nitroaniline	ND	ND	200	NA	Ok
076SB-0092M-0001-SO / 076SB-0093M-0001-SO	240-18544-10 / 240-18544-11	4-Nitrophenol	ND	ND	330	NA	Ok
076SB-0092M-0001-SO / 076SB-0093M-0001-SO	240-18544-10 / 240-18544-11	Acenaphthene	ND	ND	6.60	NA	Ok
076SB-0092M-0001-SO / 076SB-0093M-0001-SO	240-18544-10 / 240-18544-11	Acenaphthylene	ND	ND	6.60	NA	Ok
076SB-0092M-0001-SO / 076SB-0093M-0001-SO	240-18544-10 / 240-18544-11	Anthracene	ND	ND	6.60	NA	Ok
076SB-0092M-0001-SO / 076SB-0093M-0001-SO	240-18544-10 / 240-18544-11	Benzo(a)anthracene	ND	ND	6.60	NA	Ok
076SB-0092M-0001-SO / 076SB-0093M-0001-SO	240-18544-10 / 240-18544-11	Benzo(a)pyrene	ND	ND	6.60	NA	Ok
076SB-0092M-0001-SO / 076SB-0093M-0001-SO	240-18544-10 / 240-18544-11	Benzo(b)fluoranthene	ND	ND	6.60	NA	Ok

076SB-0092M-0001-SO / 076SB-0093M-0001-SO	240-18544-10 / 240-18544-11	Benzo(g,h,i)perylene	ND	ND	6.60	NA	Ok
076SB-0092M-0001-SO / 076SB-0093M-0001-SO	240-18544-10 / 240-18544-11	Benzo(k)fluoranthene	ND	ND	6.60	NA	Ok
076SB-0092M-0001-SO / 076SB-0093M-0001-SO	240-18544-10 / 240-18544-11	Benzoic acid	ND	ND	650	NA	Ok
076SB-0092M-0001-SO / 076SB-0093M-0001-SO	240-18544-10 / 240-18544-11	Benzyl alcohol	ND	ND	330	NA	Ok
076SB-0092M-0001-SO / 076SB-0093M-0001-SO	240-18544-10 / 240-18544-11	Benzyl butyl phthalate	ND	ND	49.0	NA	Ok
076SB-0092M-0001-SO / 076SB-0093M-0001-SO	240-18544-10 / 240-18544-11	bis(2-Chloroethoxy) Methane	ND	ND	99.0	NA	Ok
076SB-0092M-0001-SO / 076SB-0093M-0001-SO	240-18544-10 / 240-18544-11	bis(2-Chloroethyl) Ether (2-Chloroethyl Ether)	ND	ND	99.0	NA	Ok
076SB-0092M-0001-SO / 076SB-0093M-0001-SO	240-18544-10 / 240-18544-11	bis(2-Chloroisopropyl) Ether	ND	ND	99.0	NA	Ok
076SB-0092M-0001-SO / 076SB-0093M-0001-SO	240-18544-10 / 240-18544-11	bis(2-Ethylhexyl) Phthalate	ND	ND	49.0	NA	Ok
076SB-0092M-0001-SO / 076SB-0093M-0001-SO	240-18544-10 / 240-18544-11	Carbazole	ND	ND	49.0	NA	Ok
076SB-0092M-0001-SO / 076SB-0093M-0001-SO	240-18544-10 / 240-18544-11	Chrysene	ND	ND	6.60	NA	Ok
076SB-0092M-0001-SO / 076SB-0093M-0001-SO	240-18544-10 / 240-18544-11	Cresols, m & p	ND	ND	390	NA	Ok
076SB-0092M-0001-SO / 076SB-0093M-0001-SO	240-18544-10 / 240-18544-11	Di-n-Butyl Phthalate	ND	ND	49.0	NA	Ok
076SB-0092M-0001-SO / 076SB-0093M-0001-SO	240-18544-10 / 240-18544-11	Di-n-Octylphthalate	ND	ND	49.0	NA	Ok
076SB-0092M-0001-SO / 076SB-0093M-0001-SO	240-18544-10 / 240-18544-11	Dibenz(a,h)anthracene	ND	ND	6.60	NA	Ok
076SB-0092M-0001-SO / 076SB-0093M-0001-SO	240-18544-10 / 240-18544-11	Dibenzofuran	ND	ND	49.0	NA	Ok
076SB-0092M-0001-SO / 076SB-0093M-0001-SO	240-18544-10 / 240-18544-11	Diethyl Phthalate	ND	ND	49.0	NA	Ok
076SB-0092M-0001-SO / 076SB-0093M-0001-SO	240-18544-10 / 240-18544-11	Dimethyl Phthalate	ND	ND	49.0	NA	Ok
076SB-0092M-0001-SO / 076SB-0093M-0001-SO	240-18544-10 / 240-18544-11	Fluoranthene	ND	ND	6.60	NA	Ok
076SB-0092M-0001-SO / 076SB-0093M-0001-SO	240-18544-10 / 240-18544-11	Fluorene	ND	ND	6.60	NA	Ok
076SB-0092M-0001-SO / 076SB-0093M-0001-SO	240-18544-10 / 240-18544-11	Hexachlorobenzene	ND	ND	6.60	NA	Ok
076SB-0092M-0001-SO / 076SB-0093M-0001-SO	240-18544-10 / 240-18544-11	Hexachlorobutadiene	ND	ND	49.0	NA	Ok
076SB-0092M-0001-SO / 076SB-0093M-0001-SO	240-18544-10 / 240-18544-11	Hexachlorocyclopentadiene	ND	ND	330	NA	Ok
076SB-0092M-0001-SO / 076SB-0093M-0001-SO	240-18544-10 / 240-18544-11	Hexachloroethane	ND	ND	49.0	NA	Ok
076SB-0092M-0001-SO / 076SB-0093M-0001-SO	240-18544-10 / 240-18544-11	Indeno(1,2,3-c,d)Pyrene	ND	ND	6.60	NA	Ok
076SB-0092M-0001-SO / 076SB-0093M-0001-SO	240-18544-10 / 240-18544-11	Isophorone	ND	ND	49.0	NA	Ok
076SB-0092M-0001-SO / 076SB-0093M-0001-SO	240-18544-10 / 240-18544-11	n-Nitrosodi-n-propylamine	ND	ND	49.0	NA	Ok
076SB-0092M-0001-SO / 076SB-0093M-0001-SO	240-18544-10 / 240-18544-11	n-Nitrosodiphenylamine	ND	ND	49.0	NA	Ok
076SB-0092M-0001-SO / 076SB-0093M-0001-SO	240-18544-10 / 240-18544-11	Naphthalene	ND	ND	6.60	NA	Ok
076SB-0092M-0001-SO / 076SB-0093M-0001-SO	240-18544-10 / 240-18544-11	Nitrobenzene	ND	ND	99.0	NA	Ok
076SB-0092M-0001-SO / 076SB-0093M-0001-SO	240-18544-10 / 240-18544-11	Pentachlorophenol	ND	ND	150	NA	Ok
076SB-0092M-0001-SO / 076SB-0093M-0001-SO	240-18544-10 / 240-18544-11	Phenanthrene	5.10	3.50	6.60	37.2	Ok
076SB-0092M-0001-SO / 076SB-0093M-0001-SO	240-18544-10 / 240-18544-11	Phenol	ND	ND	49.0	NA	Ok
076SB-0092M-0001-SO / 076SB-0093M-0001-SO	240-18544-10 / 240-18544-11	Pyrene	ND	ND	6.60	NA	Ok

Location	Analysis
76-102-BB-SB2	SW6020

Field ID - Primary/Field Dup	Lab ID - Primary/Field Dup	Analyte	Primary Result	FD Result	RL	RPD	RPD Check
076SB-0094M-0001-SO / 076SB-0095M-0001-SO	240-18544-12 / 240-18544-13	Aluminum	9500	11000	2.70	14.6	Ok
076SB-0094M-0001-SO / 076SB-0095M-0001-SO	240-18544-12 / 240-18544-13	Antimony	0.230	0.110	0.180	70.6	Out
076SB-0094M-0001-SO / 076SB-0095M-0001-SO	240-18544-12 / 240-18544-13	Arsenic	17.0	13.0	0.0890	26.7	Ok
076SB-0094M-0001-SO / 076SB-0095M-0001-SO	240-18544-12 / 240-18544-13	Barium	47.0	49.0	0.890	4.17	Ok
076SB-0094M-0001-SO / 076SB-0095M-0001-SO	240-18544-12 / 240-18544-13	Beryllium	0.510	0.500	0.0890	1.98	Ok
076SB-0094M-0001-SO / 076SB-0095M-0001-SO	240-18544-12 / 240-18544-13	Cadmium	0.130	0.130	0.0890	0.00	Ok
076SB-0094M-0001-SO / 076SB-0095M-0001-SO	240-18544-12 / 240-18544-13	Calcium	970	1000	8.90	3.05	Ok
076SB-0094M-0001-SO / 076SB-0095M-0001-SO	240-18544-12 / 240-18544-13	Chromium	17.0	18.0	0.180	5.71	Ok
076SB-0094M-0001-SO / 076SB-0095M-0001-SO	240-18544-12 / 240-18544-13	Cobalt	9.70	8.60	0.0450	12.0	Ok
076SB-0094M-0001-SO / 076SB-0095M-0001-SO	240-18544-12 / 240-18544-13	Copper	17.0	17.0	0.180	0.00	Ok
076SB-0094M-0001-SO / 076SB-0095M-0001-SO	240-18544-12 / 240-18544-13	Iron	29000	25000	4.50	14.8	Ok
076SB-0094M-0001-SO / 076SB-0095M-0001-SO	240-18544-12 / 240-18544-13	Lead	24.0	20.0	0.0890	18.2	Ok
076SB-0094M-0001-SO / 076SB-0095M-0001-SO	240-18544-12 / 240-18544-13	Magnesium	2100	2300	8.90	9.09	Ok
076SB-0094M-0001-SO / 076SB-0095M-0001-SO	240-18544-12 / 240-18544-13	Manganese	380	310	0.450	20.3	Ok
076SB-0094M-0001-SO / 076SB-0095M-0001-SO	240-18544-12 / 240-18544-13	Nickel	21.0	20.0	0.0890	4.88	Ok
076SB-0094M-0001-SO / 076SB-0095M-0001-SO	240-18544-12 / 240-18544-13	Potassium	790	820	8.90	3.73	Ok
076SB-0094M-0001-SO / 076SB-0095M-0001-SO	240-18544-12 / 240-18544-13	Selenium	0.470	0.390	0.450	18.6	Ok
076SB-0094M-0001-SO / 076SB-0095M-0001-SO	240-18544-12 / 240-18544-13	Silver	0.0250	0.0240	0.0890	4.08	Ok
076SB-0094M-0001-SO / 076SB-0095M-0001-SO	240-18544-12 / 240-18544-13	Sodium	39.0	40.0	8.90	2.53	Ok
076SB-0094M-0001-SO / 076SB-0095M-0001-SO	240-18544-12 / 240-18544-13	Thallium	0.140	0.150	0.0890	6.90	Ok
076SB-0094M-0001-SO / 076SB-0095M-0001-SO	240-18544-12 / 240-18544-13	Vanadium	18.0	19.0	0.0890	5.41	Ok
076SB-0094M-0001-SO / 076SB-0095M-0001-SO	240-18544-12 / 240-18544-13	Zinc	63.0	59.0	0.450	6.56	Ok

Location	Analysis
76-102-BB-SB2	SW7471A

Field ID - Primary/Field Dup	Lab ID - Primary/Field Dup	Analyte	Primary Result	FD Result	RL	RPD	RPD Check
076SB-0094M-0001-SO / 076SB-0095M-0001-SO	240-18544-12 / 240-18544-13	Mercury	0.0420	0.0380	0.100	10.0	Ok

Location	Analysis

76-102-BB-SB2 SW8260B

Field ID - Primary/Field Dup	Lab ID - Primary/Field Dup	Analyte	Primary Result	FD Result	RL	RPD	RPD Check
076SB-0094M-0001-SO / 076SB-0095M-0001-SO	240-18544-12 / 240-18544-13	1,1,1-Trichloroethane	ND	ND	5.70	NA	Ok
076SB-0094M-0001-SO / 076SB-0095M-0001-SO	240-18544-12 / 240-18544-13	1,1,2,2-Tetrachloroethane	ND	ND	5.70	NA	Ok
076SB-0094M-0001-SO / 076SB-0095M-0001-SO	240-18544-12 / 240-18544-13	1,1,2-Trichloroethane	ND	ND	5.70	NA	Ok
076SB-0094M-0001-SO / 076SB-0095M-0001-SO	240-18544-12 / 240-18544-13	1,1-Dichloroethane	ND	ND	5.70	NA	Ok
076SB-0094M-0001-SO / 076SB-0095M-0001-SO	240-18544-12 / 240-18544-13	1,1-Dichloroethene	ND	ND	5.70	NA	Ok
076SB-0094M-0001-SO / 076SB-0095M-0001-SO	240-18544-12 / 240-18544-13	1,2-Dibromoethane (Ethylene Dibromide)	ND	ND	5.70	NA	Ok
076SB-0094M-0001-SO / 076SB-0095M-0001-SO	240-18544-12 / 240-18544-13	1,2-Dichloroethane	ND	ND	5.70	NA	Ok
076SB-0094M-0001-SO / 076SB-0095M-0001-SO	240-18544-12 / 240-18544-13	1,2-Dichloropropane	ND	ND	5.70	NA	Ok
076SB-0094M-0001-SO / 076SB-0095M-0001-SO	240-18544-12 / 240-18544-13	2-Hexanone	ND	ND	23.0	NA	Ok
076SB-0094M-0001-SO / 076SB-0095M-0001-SO	240-18544-12 / 240-18544-13	Acetone	ND	ND	23.0	NA	Ok
076SB-0094M-0001-SO / 076SB-0095M-0001-SO	240-18544-12 / 240-18544-13	Benzene	ND	ND	5.70	NA	Ok
076SB-0094M-0001-SO / 076SB-0095M-0001-SO	240-18544-12 / 240-18544-13	Bromochloromethane	ND	ND	5.70	NA	Ok
076SB-0094M-0001-SO / 076SB-0095M-0001-SO	240-18544-12 / 240-18544-13	Bromodichloromethane	ND	ND	5.70	NA	Ok
076SB-0094M-0001-SO / 076SB-0095M-0001-SO	240-18544-12 / 240-18544-13	Bromoform	ND	ND	5.70	NA	Ok
076SB-0094M-0001-SO / 076SB-0095M-0001-SO	240-18544-12 / 240-18544-13	Bromomethane	ND	ND	5.70	NA	Ok
076SB-0094M-0001-SO / 076SB-0095M-0001-SO	240-18544-12 / 240-18544-13	Carbon Disulfide	ND	ND	5.70	NA	Ok
076SB-0094M-0001-SO / 076SB-0095M-0001-SO	240-18544-12 / 240-18544-13	Carbon Tetrachloride	ND	ND	5.70	NA	Ok
076SB-0094M-0001-SO / 076SB-0095M-0001-SO	240-18544-12 / 240-18544-13	Chlorobenzene	ND	ND	5.70	NA	Ok
076SB-0094M-0001-SO / 076SB-0095M-0001-SO	240-18544-12 / 240-18544-13	Chloroethane	ND	ND	5.70	NA	Ok
076SB-0094M-0001-SO / 076SB-0095M-0001-SO	240-18544-12 / 240-18544-13	Chloroform	ND	ND	5.70	NA	Ok
076SB-0094M-0001-SO / 076SB-0095M-0001-SO	240-18544-12 / 240-18544-13	Chloromethane	ND	ND	5.70	NA	Ok
076SB-0094M-0001-SO / 076SB-0095M-0001-SO	240-18544-12 / 240-18544-13	cis-1,3-Dichloropropene	ND	ND	5.70	NA	Ok
076SB-0094M-0001-SO / 076SB-0095M-0001-SO	240-18544-12 / 240-18544-13	Dibromochloromethane	ND	ND	5.70	NA	Ok
076SB-0094M-0001-SO / 076SB-0095M-0001-SO	240-18544-12 / 240-18544-13	Ethylbenzene	ND	ND	5.70	NA	Ok
076SB-0094M-0001-SO / 076SB-0095M-0001-SO	240-18544-12 / 240-18544-13	Methyl Ethyl Ketone (2-Butanone)	ND	ND	23.0	NA	Ok
076SB-0094M-0001-SO / 076SB-0095M-0001-SO	240-18544-12 / 240-18544-13	Methyl Isobutyl Ketone (4-Methyl-2-pentanone)	ND	ND	23.0	NA	Ok
076SB-0094M-0001-SO / 076SB-0095M-0001-SO	240-18544-12 / 240-18544-13	Methylene Chloride	ND	1.40	5.70		Ok
076SB-0094M-0001-SO / 076SB-0095M-0001-SO	240-18544-12 / 240-18544-13	Styrene	ND	ND	5.70	NA	Ok
076SB-0094M-0001-SO / 076SB-0095M-0001-SO	240-18544-12 / 240-18544-13	Tetrachloroethylene (PCE)	ND	ND	5.70	NA	Ok
076SB-0094M-0001-SO / 076SB-0095M-0001-SO	240-18544-12 / 240-18544-13	Toluene	1.00	2.70	5.70	91.9	Out
076SB-0094M-0001-SO / 076SB-0095M-0001-SO	240-18544-12 / 240-18544-13	Total 1,2-Dichloroethene	ND	ND	11.0	NA	Ok
076SB-0094M-0001-SO / 076SB-0095M-0001-SO	240-18544-12 / 240-18544-13	trans-1,3-Dichloropropene	ND	ND	5.70	NA	Ok

076SB-0094M-0001-SO / 076SB-0095M-0001-SO	240-18544-12 / 240-18544-13	Trichloroethylene (TCE)	ND	ND	5.70	NA	Ok
076SB-0094M-0001-SO / 076SB-0095M-0001-SO	240-18544-12 / 240-18544-13	Vinyl Chloride	ND	ND	5.70	NA	Ok
076SB-0094M-0001-SO / 076SB-0095M-0001-SO	240-18544-12 / 240-18544-13	Xylenes, Total	ND	ND	11.0	NA	Ok

Location	Analysis
76-102-BB-SB2	SW8270C

Field ID - Primary/Field Dup	Lab ID - Primary/Field Dup	Analyte	Primary Result	FD Result	RL	RPD	RPD Check
076SB-0094M-0001-SO / 076SB-0095M-0001-SO	240-18544-12 / 240-18544-13	1,2,4-Trichlorobenzene	ND	ND	50.0	NA	Ok
076SB-0094M-0001-SO / 076SB-0095M-0001-SO	240-18544-12 / 240-18544-13	1,2-Dichlorobenzene	ND	ND	50.0	NA	Ok
076SB-0094M-0001-SO / 076SB-0095M-0001-SO	240-18544-12 / 240-18544-13	1,3-Dichlorobenzene	ND	ND	50.0	NA	Ok
076SB-0094M-0001-SO / 076SB-0095M-0001-SO	240-18544-12 / 240-18544-13	1,4-Dichlorobenzene	ND	ND	50.0	NA	Ok
076SB-0094M-0001-SO / 076SB-0095M-0001-SO	240-18544-12 / 240-18544-13	2,4,5-Trichlorophenol	ND	ND	150	NA	Ok
076SB-0094M-0001-SO / 076SB-0095M-0001-SO	240-18544-12 / 240-18544-13	2,4,6-Trichlorophenol	ND	ND	150	NA	Ok
076SB-0094M-0001-SO / 076SB-0095M-0001-SO	240-18544-12 / 240-18544-13	2,4-Dichlorophenol	ND	ND	150	NA	Ok
076SB-0094M-0001-SO / 076SB-0095M-0001-SO	240-18544-12 / 240-18544-13	2,4-Dimethylphenol	ND	ND	150	NA	Ok
076SB-0094M-0001-SO / 076SB-0095M-0001-SO	240-18544-12 / 240-18544-13	2,4-Dinitrophenol	ND	ND	330	NA	Ok
076SB-0094M-0001-SO / 076SB-0095M-0001-SO	240-18544-12 / 240-18544-13	2,4-Dinitrotoluene	ND	ND	200	NA	Ok
076SB-0094M-0001-SO / 076SB-0095M-0001-SO	240-18544-12 / 240-18544-13	2,6-Dinitrotoluene	ND	ND	200	NA	Ok
076SB-0094M-0001-SO / 076SB-0095M-0001-SO	240-18544-12 / 240-18544-13	2-Chloronaphthalene	ND	ND	50.0	NA	Ok
076SB-0094M-0001-SO / 076SB-0095M-0001-SO	240-18544-12 / 240-18544-13	2-Chlorophenol	ND	ND	50.0	NA	Ok
076SB-0094M-0001-SO / 076SB-0095M-0001-SO	240-18544-12 / 240-18544-13	2-Methylnaphthalene	ND	ND	6.60	NA	Ok
076SB-0094M-0001-SO / 076SB-0095M-0001-SO	240-18544-12 / 240-18544-13	2-Methylphenol (o-Cresol)	ND	ND	200	NA	Ok
076SB-0094M-0001-SO / 076SB-0095M-0001-SO	240-18544-12 / 240-18544-13	2-Nitroaniline	ND	ND	200	NA	Ok
076SB-0094M-0001-SO / 076SB-0095M-0001-SO	240-18544-12 / 240-18544-13	2-Nitrophenol	ND	ND	50.0	NA	Ok
076SB-0094M-0001-SO / 076SB-0095M-0001-SO	240-18544-12 / 240-18544-13	3,3'-Dichlorobenzidine	ND	ND	99.0	NA	Ok
076SB-0094M-0001-SO / 076SB-0095M-0001-SO	240-18544-12 / 240-18544-13	3-Nitroaniline	ND	ND	200	NA	Ok
076SB-0094M-0001-SO / 076SB-0095M-0001-SO	240-18544-12 / 240-18544-13	4,6-Dinitro-2-Methylphenol	ND	ND	150	NA	Ok
076SB-0094M-0001-SO / 076SB-0095M-0001-SO	240-18544-12 / 240-18544-13	4-Bromophenyl phenyl ether	ND	ND	50.0	NA	Ok
076SB-0094M-0001-SO / 076SB-0095M-0001-SO	240-18544-12 / 240-18544-13	4-Chloro-3-Methylphenol	ND	ND	150	NA	Ok
076SB-0094M-0001-SO / 076SB-0095M-0001-SO	240-18544-12 / 240-18544-13	4-Chloroaniline	ND	ND	150	NA	Ok
076SB-0094M-0001-SO / 076SB-0095M-0001-SO	240-18544-12 / 240-18544-13	4-Chlorophenyl Phenyl Ether	ND	ND	50.0	NA	Ok
076SB-0094M-0001-SO / 076SB-0095M-0001-SO	240-18544-12 / 240-18544-13	4-Nitroaniline	ND	ND	200	NA	Ok
076SB-0094M-0001-SO / 076SB-0095M-0001-SO	240-18544-12 / 240-18544-13	4-Nitrophenol	ND	ND	330	NA	Ok
076SB-0094M-0001-SO / 076SB-0095M-0001-SO	240-18544-12 / 240-18544-13	Acenaphthene	ND	ND	6.60	NA	Ok

076SB-0094M-0001-SO / 076SB-0095M-0001-SO	240-18544-12 / 240-18544-13	Acenaphthylene	ND	ND	6.60	NA	Ok
076SB-0094M-0001-SO / 076SB-0095M-0001-SO	240-18544-12 / 240-18544-13	Anthracene	ND	ND	6.60	NA	Ok
076SB-0094M-0001-SO / 076SB-0095M-0001-SO	240-18544-12 / 240-18544-13	Benzo(a)anthracene	ND	ND	6.60	NA	Ok
076SB-0094M-0001-SO / 076SB-0095M-0001-SO	240-18544-12 / 240-18544-13	Benzo(a)pyrene	ND	ND	6.60	NA	Ok
076SB-0094M-0001-SO / 076SB-0095M-0001-SO	240-18544-12 / 240-18544-13	Benzo(b)fluoranthene	ND	ND	6.60	NA	Ok
076SB-0094M-0001-SO / 076SB-0095M-0001-SO	240-18544-12 / 240-18544-13	Benzo(g,h,i)perylene	ND	ND	6.60	NA	Ok
076SB-0094M-0001-SO / 076SB-0095M-0001-SO	240-18544-12 / 240-18544-13	Benzo(k)fluoranthene	ND	ND	6.60	NA	Ok
076SB-0094M-0001-SO / 076SB-0095M-0001-SO	240-18544-12 / 240-18544-13	Benzoic acid	ND	ND	650	NA	Ok
076SB-0094M-0001-SO / 076SB-0095M-0001-SO	240-18544-12 / 240-18544-13	Benzyl alcohol	ND	ND	330	NA	Ok
076SB-0094M-0001-SO / 076SB-0095M-0001-SO	240-18544-12 / 240-18544-13	Benzyl butyl phthalate	ND	ND	50.0	NA	Ok
076SB-0094M-0001-SO / 076SB-0095M-0001-SO	240-18544-12 / 240-18544-13	bis(2-Chloroethoxy) Methane	ND	ND	99.0	NA	Ok
076SB-0094M-0001-SO / 076SB-0095M-0001-SO	240-18544-12 / 240-18544-13	bis(2-Chloroethyl) Ether (2-Chloroethyl Ether)	ND	ND	99.0	NA	Ok
076SB-0094M-0001-SO / 076SB-0095M-0001-SO	240-18544-12 / 240-18544-13	bis(2-Chloroisopropyl) Ether	ND	ND	99.0	NA	Ok
076SB-0094M-0001-SO / 076SB-0095M-0001-SO	240-18544-12 / 240-18544-13	bis(2-Ethylhexyl) Phthalate	ND	ND	50.0	NA	Ok
076SB-0094M-0001-SO / 076SB-0095M-0001-SO	240-18544-12 / 240-18544-13	Carbazole	ND	ND	50.0	NA	Ok
076SB-0094M-0001-SO / 076SB-0095M-0001-SO	240-18544-12 / 240-18544-13	Chrysene	ND	ND	6.60	NA	Ok
076SB-0094M-0001-SO / 076SB-0095M-0001-SO	240-18544-12 / 240-18544-13	Cresols, m & p	ND	ND	400	NA	Ok
076SB-0094M-0001-SO / 076SB-0095M-0001-SO	240-18544-12 / 240-18544-13	Di-n-Butyl Phthalate	ND	ND	50.0	NA	Ok
076SB-0094M-0001-SO / 076SB-0095M-0001-SO	240-18544-12 / 240-18544-13	Di-n-Octylphthalate	ND	ND	50.0	NA	Ok
076SB-0094M-0001-SO / 076SB-0095M-0001-SO	240-18544-12 / 240-18544-13	Dibenz(a,h)anthracene	ND	ND	6.60	NA	Ok
076SB-0094M-0001-SO / 076SB-0095M-0001-SO	240-18544-12 / 240-18544-13	Dibenzofuran	ND	ND	50.0	NA	Ok
076SB-0094M-0001-SO / 076SB-0095M-0001-SO	240-18544-12 / 240-18544-13	Diethyl Phthalate	ND	ND	50.0	NA	Ok
076SB-0094M-0001-SO / 076SB-0095M-0001-SO	240-18544-12 / 240-18544-13	Dimethyl Phthalate	ND	ND	50.0	NA	Ok
076SB-0094M-0001-SO / 076SB-0095M-0001-SO	240-18544-12 / 240-18544-13	Fluoranthene	ND	ND	6.60	NA	Ok
076SB-0094M-0001-SO / 076SB-0095M-0001-SO	240-18544-12 / 240-18544-13	Fluorene	ND	ND	6.60	NA	Ok
076SB-0094M-0001-SO / 076SB-0095M-0001-SO	240-18544-12 / 240-18544-13	Hexachlorobenzene	ND	ND	6.60	NA	Ok
076SB-0094M-0001-SO / 076SB-0095M-0001-SO	240-18544-12 / 240-18544-13	Hexachlorobutadiene	ND	ND	50.0	NA	Ok
076SB-0094M-0001-SO / 076SB-0095M-0001-SO	240-18544-12 / 240-18544-13	Hexachlorocyclopentadiene	ND	ND	330	NA	Ok
076SB-0094M-0001-SO / 076SB-0095M-0001-SO	240-18544-12 / 240-18544-13	Hexachloroethane	ND	ND	50.0	NA	Ok
076SB-0094M-0001-SO / 076SB-0095M-0001-SO	240-18544-12 / 240-18544-13	Indeno(1,2,3-c,d)Pyrene	ND	ND	6.60	NA	Ok
076SB-0094M-0001-SO / 076SB-0095M-0001-SO	240-18544-12 / 240-18544-13	Isophorone	ND	ND	50.0	NA	Ok
076SB-0094M-0001-SO / 076SB-0095M-0001-SO	240-18544-12 / 240-18544-13	n-Nitrosodi-n-propylamine	ND	ND	50.0	NA	Ok
076SB-0094M-0001-SO / 076SB-0095M-0001-SO	240-18544-12 / 240-18544-13	n-Nitrosodiphenylamine	ND	ND	50.0	NA	Ok
076SB-0094M-0001-SO / 076SB-0095M-0001-SO	240-18544-12 / 240-18544-13	Naphthalene	ND	ND	6.60	NA	Ok

076SB-0094M-0001-SO / 076SB-0095M-0001-SO	240-18544-12 / 240-18544-13	Nitrobenzene	ND	ND	99.0	NA	Ok
076SB-0094M-0001-SO / 076SB-0095M-0001-SO	240-18544-12 / 240-18544-13	Pentachlorophenol	ND	ND	150	NA	Ok
076SB-0094M-0001-SO / 076SB-0095M-0001-SO	240-18544-12 / 240-18544-13	Phenanthrene	ND	3.60	6.60		Ok
076SB-0094M-0001-SO / 076SB-0095M-0001-SO	240-18544-12 / 240-18544-13	Phenol	ND	ND	50.0	NA	Ok
076SB-0094M-0001-SO / 076SB-0095M-0001-SO	240-18544-12 / 240-18544-13	Pyrene	ND	ND	6.60	NA	Ok

Location	Analysis
76-102-BB-SB3	SW6020

Field ID - Primary/Field Dup	Lab ID - Primary/Field Dup	Analyte	Primary Result	FD Result	RL	RPD	RPD Check
076SB-0096M-0001-SO / 076SB-0097M-0001-SO	240-18544-14 / 240-18544-15	Aluminum	6600	6600	2.10	0.00	Ok
076SB-0096M-0001-SO / 076SB-0097M-0001-SO	240-18544-14 / 240-18544-15	Antimony	0.110	0.120	0.140	8.70	Ok
076SB-0096M-0001-SO / 076SB-0097M-0001-SO	240-18544-14 / 240-18544-15	Arsenic	13.0	16.0	0.0700	20.7	Ok
076SB-0096M-0001-SO / 076SB-0097M-0001-SO	240-18544-14 / 240-18544-15	Barium	29.0	30.0	0.700	3.39	Ok
076SB-0096M-0001-SO / 076SB-0097M-0001-SO	240-18544-14 / 240-18544-15	Beryllium	0.420	0.470	0.0700	11.2	Ok
076SB-0096M-0001-SO / 076SB-0097M-0001-SO	240-18544-14 / 240-18544-15	Cadmium	0.190	0.200	0.0700	5.13	Ok
076SB-0096M-0001-SO / 076SB-0097M-0001-SO	240-18544-14 / 240-18544-15	Calcium	700	640	7.00	8.96	Ok
076SB-0096M-0001-SO / 076SB-0097M-0001-SO	240-18544-14 / 240-18544-15	Chromium	14.0	15.0	0.140	6.90	Ok
076SB-0096M-0001-SO / 076SB-0097M-0001-SO	240-18544-14 / 240-18544-15	Cobalt	8.30	8.60	0.0350	3.55	Ok
076SB-0096M-0001-SO / 076SB-0097M-0001-SO	240-18544-14 / 240-18544-15	Copper	17.0	18.0	0.140	5.71	Ok
076SB-0096M-0001-SO / 076SB-0097M-0001-SO	240-18544-14 / 240-18544-15	Iron	26000	26000	3.50	0.00	Ok
076SB-0096M-0001-SO / 076SB-0097M-0001-SO	240-18544-14 / 240-18544-15	Lead	14.0	14.0	0.0700	0.00	Ok
076SB-0096M-0001-SO / 076SB-0097M-0001-SO	240-18544-14 / 240-18544-15	Magnesium	1900	1800	7.00	5.41	Ok
076SB-0096M-0001-SO / 076SB-0097M-0001-SO	240-18544-14 / 240-18544-15	Manganese	510	480	0.350	6.06	Ok
076SB-0096M-0001-SO / 076SB-0097M-0001-SO	240-18544-14 / 240-18544-15	Nickel	21.0	22.0	0.0700	4.65	Ok
076SB-0096M-0001-SO / 076SB-0097M-0001-SO	240-18544-14 / 240-18544-15	Potassium	810	870	7.00	7.14	Ok
076SB-0096M-0001-SO / 076SB-0097M-0001-SO	240-18544-14 / 240-18544-15	Selenium	0.320	0.290	0.350	9.84	Ok
076SB-0096M-0001-SO / 076SB-0097M-0001-SO	240-18544-14 / 240-18544-15	Silver	0.0190	0.0190	0.0700	0.00	Ok
076SB-0096M-0001-SO / 076SB-0097M-0001-SO	240-18544-14 / 240-18544-15	Sodium	20.0	22.0	7.00	9.52	Ok
076SB-0096M-0001-SO / 076SB-0097M-0001-SO	240-18544-14 / 240-18544-15	Thallium	0.130	0.130	0.0700	0.00	Ok
076SB-0096M-0001-SO / 076SB-0097M-0001-SO	240-18544-14 / 240-18544-15	Vanadium	13.0	13.0	0.0700	0.00	Ok
076SB-0096M-0001-SO / 076SB-0097M-0001-SO	240-18544-14 / 240-18544-15	Zinc	62.0	70.0	0.350	12.1	Ok

Location	Analysis

76-102-BB-SB3 SW7471A

Field ID - Primary/Field Dup	Lab ID - Primary/Field Dup	Analyte	Primary Result	FD Result	RL	RPD	RPD Check
076SB-0096M-0001-SO / 076SB-0097M-0001-SO	240-18544-14 / 240-18544-15	Mercury	0.0310	0.0260	0.0980	17.5	Ok

Location	Analysis
76-102-BB-SB3	SW8260B

Field ID - Primary/Field Dup	Lab ID - Primary/Field Dup	Analyte	Primary Result	FD Result	RL	RPD	RPD Check
076SB-0096M-0001-SO / 076SB-0097M-0001-SO	240-18544-14 / 240-18544-15	1,1,1-Trichloroethane	ND	ND	4.70	NA	Ok
076SB-0096M-0001-SO / 076SB-0097M-0001-SO	240-18544-14 / 240-18544-15	1,1,2,2-Tetrachloroethane	ND	ND	4.70	NA	Ok
076SB-0096M-0001-SO / 076SB-0097M-0001-SO	240-18544-14 / 240-18544-15	1,1,2-Trichloroethane	ND	ND	4.70	NA	Ok
076SB-0096M-0001-SO / 076SB-0097M-0001-SO	240-18544-14 / 240-18544-15	1,1-Dichloroethane	ND	ND	4.70	NA	Ok
076SB-0096M-0001-SO / 076SB-0097M-0001-SO	240-18544-14 / 240-18544-15	1,1-Dichloroethene	ND	ND	4.70	NA	Ok
076SB-0096M-0001-SO / 076SB-0097M-0001-SO	240-18544-14 / 240-18544-15	1,2-Dibromoethane (Ethylene Dibromide)	ND	ND	4.70	NA	Ok
076SB-0096M-0001-SO / 076SB-0097M-0001-SO	240-18544-14 / 240-18544-15	1,2-Dichloroethane	ND	ND	4.70	NA	Ok
076SB-0096M-0001-SO / 076SB-0097M-0001-SO	240-18544-14 / 240-18544-15	1,2-Dichloropropane	ND	ND	4.70	NA	Ok
076SB-0096M-0001-SO / 076SB-0097M-0001-SO	240-18544-14 / 240-18544-15	2-Hexanone	ND	ND	19.0	NA	Ok
076SB-0096M-0001-SO / 076SB-0097M-0001-SO	240-18544-14 / 240-18544-15	Acetone	ND	ND	19.0	NA	Ok
076SB-0096M-0001-SO / 076SB-0097M-0001-SO	240-18544-14 / 240-18544-15	Benzene	ND	ND	4.70	NA	Ok
076SB-0096M-0001-SO / 076SB-0097M-0001-SO	240-18544-14 / 240-18544-15	Bromochloromethane	ND	ND	4.70	NA	Ok
076SB-0096M-0001-SO / 076SB-0097M-0001-SO	240-18544-14 / 240-18544-15	Bromodichloromethane	ND	ND	4.70	NA	Ok
076SB-0096M-0001-SO / 076SB-0097M-0001-SO	240-18544-14 / 240-18544-15	Bromoform	ND	ND	4.70	NA	Ok
076SB-0096M-0001-SO / 076SB-0097M-0001-SO	240-18544-14 / 240-18544-15	Bromomethane	ND	ND	4.70	NA	Ok
076SB-0096M-0001-SO / 076SB-0097M-0001-SO	240-18544-14 / 240-18544-15	Carbon Disulfide	ND	ND	4.70	NA	Ok
076SB-0096M-0001-SO / 076SB-0097M-0001-SO	240-18544-14 / 240-18544-15	Carbon Tetrachloride	ND	ND	4.70	NA	Ok
076SB-0096M-0001-SO / 076SB-0097M-0001-SO	240-18544-14 / 240-18544-15	Chlorobenzene	ND	ND	4.70	NA	Ok
076SB-0096M-0001-SO / 076SB-0097M-0001-SO	240-18544-14 / 240-18544-15	Chloroethane	ND	ND	4.70	NA	Ok
076SB-0096M-0001-SO / 076SB-0097M-0001-SO	240-18544-14 / 240-18544-15	Chloroform	ND	ND	4.70	NA	Ok
076SB-0096M-0001-SO / 076SB-0097M-0001-SO	240-18544-14 / 240-18544-15	Chloromethane	ND	ND	4.70	NA	Ok
076SB-0096M-0001-SO / 076SB-0097M-0001-SO	240-18544-14 / 240-18544-15	cis-1,3-Dichloropropene	ND	ND	4.70	NA	Ok
076SB-0096M-0001-SO / 076SB-0097M-0001-SO	240-18544-14 / 240-18544-15	Dibromochloromethane	ND	ND	4.70	NA	Ok
076SB-0096M-0001-SO / 076SB-0097M-0001-SO	240-18544-14 / 240-18544-15	Ethylbenzene	ND	ND	4.70	NA	Ok
076SB-0096M-0001-SO / 076SB-0097M-0001-SO	240-18544-14 / 240-18544-15	Methyl Ethyl Ketone (2-Butanone)	ND	ND	19.0	NA	Ok
076SB-0096M-0001-SO / 076SB-0097M-0001-SO	240-18544-14 / 240-18544-15	Methyl Isobutyl Ketone (4-Methyl-2-pentanone)	ND	ND	19.0	NA	Ok

076SB-0096M-0001-SO / 076SB-0097M-0001-SO	240-18544-14 / 240-18544-15	Methylene Chloride	ND	ND	4.70	NA	Ok
076SB-0096M-0001-SO / 076SB-0097M-0001-SO	240-18544-14 / 240-18544-15	Styrene	ND	ND	4.70	NA	Ok
076SB-0096M-0001-SO / 076SB-0097M-0001-SO	240-18544-14 / 240-18544-15	Tetrachloroethylene (PCE)	ND	ND	4.70	NA	Ok
076SB-0096M-0001-SO / 076SB-0097M-0001-SO	240-18544-14 / 240-18544-15	Toluene	0.940	0.730	4.70	25.1	Ok
076SB-0096M-0001-SO / 076SB-0097M-0001-SO	240-18544-14 / 240-18544-15	Total 1,2-Dichloroethene	ND	ND	9.30	NA	Ok
076SB-0096M-0001-SO / 076SB-0097M-0001-SO	240-18544-14 / 240-18544-15	trans-1,3-Dichloropropene	ND	ND	4.70	NA	Ok
076SB-0096M-0001-SO / 076SB-0097M-0001-SO	240-18544-14 / 240-18544-15	Trichloroethylene (TCE)	ND	ND	4.70	NA	Ok
076SB-0096M-0001-SO / 076SB-0097M-0001-SO	240-18544-14 / 240-18544-15	Vinyl Chloride	ND	ND	4.70	NA	Ok
076SB-0096M-0001-SO / 076SB-0097M-0001-SO	240-18544-14 / 240-18544-15	Xylenes, Total	ND	ND	9.30	NA	Ok

Location	Analysis
76-102-BB-SB3	SW8270C

Field ID - Primary/Field Dup	Lab ID - Primary/Field Dup	Analyte	Primary Result	FD Result	RL	RPD	RPD Check
076SB-0096M-0001-SO / 076SB-0097M-0001-SO	240-18544-14 / 240-18544-15	1,2,4-Trichlorobenzene	ND	ND	50.0	NA	Ok
076SB-0096M-0001-SO / 076SB-0097M-0001-SO	240-18544-14 / 240-18544-15	1,2-Dichlorobenzene	ND	ND	50.0	NA	Ok
076SB-0096M-0001-SO / 076SB-0097M-0001-SO	240-18544-14 / 240-18544-15	1,3-Dichlorobenzene	ND	ND	50.0	NA	Ok
076SB-0096M-0001-SO / 076SB-0097M-0001-SO	240-18544-14 / 240-18544-15	1,4-Dichlorobenzene	ND	ND	50.0	NA	Ok
076SB-0096M-0001-SO / 076SB-0097M-0001-SO	240-18544-14 / 240-18544-15	2,4,5-Trichlorophenol	ND	ND	150	NA	Ok
076SB-0096M-0001-SO / 076SB-0097M-0001-SO	240-18544-14 / 240-18544-15	2,4,6-Trichlorophenol	ND	ND	150	NA	Ok
076SB-0096M-0001-SO / 076SB-0097M-0001-SO	240-18544-14 / 240-18544-15	2,4-Dichlorophenol	ND	ND	150	NA	Ok
076SB-0096M-0001-SO / 076SB-0097M-0001-SO	240-18544-14 / 240-18544-15	2,4-Dimethylphenol	ND	ND	150	NA	Ok
076SB-0096M-0001-SO / 076SB-0097M-0001-SO	240-18544-14 / 240-18544-15	2,4-Dinitrophenol	ND	ND	330	NA	Ok
076SB-0096M-0001-SO / 076SB-0097M-0001-SO	240-18544-14 / 240-18544-15	2,4-Dinitrotoluene	ND	ND	200	NA	Ok
076SB-0096M-0001-SO / 076SB-0097M-0001-SO	240-18544-14 / 240-18544-15	2,6-Dinitrotoluene	ND	ND	200	NA	Ok
076SB-0096M-0001-SO / 076SB-0097M-0001-SO	240-18544-14 / 240-18544-15	2-Chloronaphthalene	ND	ND	50.0	NA	Ok
076SB-0096M-0001-SO / 076SB-0097M-0001-SO	240-18544-14 / 240-18544-15	2-Chlorophenol	ND	ND	50.0	NA	Ok
076SB-0096M-0001-SO / 076SB-0097M-0001-SO	240-18544-14 / 240-18544-15	2-Methylnaphthalene	ND	ND	6.70	NA	Ok
076SB-0096M-0001-SO / 076SB-0097M-0001-SO	240-18544-14 / 240-18544-15	2-Methylphenol (o-Cresol)	ND	ND	200	NA	Ok
076SB-0096M-0001-SO / 076SB-0097M-0001-SO	240-18544-14 / 240-18544-15	2-Nitroaniline	ND	ND	200	NA	Ok
076SB-0096M-0001-SO / 076SB-0097M-0001-SO	240-18544-14 / 240-18544-15	2-Nitrophenol	ND	ND	50.0	NA	Ok
076SB-0096M-0001-SO / 076SB-0097M-0001-SO	240-18544-14 / 240-18544-15	3,3'-Dichlorobenzidine	ND	ND	100	NA	Ok
076SB-0096M-0001-SO / 076SB-0097M-0001-SO	240-18544-14 / 240-18544-15	3-Nitroaniline	ND	ND	200	NA	Ok
076SB-0096M-0001-SO / 076SB-0097M-0001-SO	240-18544-14 / 240-18544-15	4,6-Dinitro-2-Methylphenol	ND	ND	150	NA	Ok
076SB-0096M-0001-SO / 076SB-0097M-0001-SO	240-18544-14 / 240-18544-15	4-Bromophenyl phenyl ether	ND	ND	50.0	NA	Ok

076SB-0096M-0001-SO / 076SB-0097M-0001-SO	240-18544-14 / 240-18544-15	4-Chloro-3-Methylphenol	ND	ND	150	NA	Ok
076SB-0096M-0001-SO / 076SB-0097M-0001-SO	240-18544-14 / 240-18544-15	4-Chloroaniline	ND	ND	150	NA	Ok
076SB-0096M-0001-SO / 076SB-0097M-0001-SO	240-18544-14 / 240-18544-15	4-Chlorophenyl Phenyl Ether	ND	ND	50.0	NA	Ok
076SB-0096M-0001-SO / 076SB-0097M-0001-SO	240-18544-14 / 240-18544-15	4-Nitroaniline	ND	ND	200	NA	Ok
076SB-0096M-0001-SO / 076SB-0097M-0001-SO	240-18544-14 / 240-18544-15	4-Nitrophenol	ND	ND	330	NA	Ok
076SB-0096M-0001-SO / 076SB-0097M-0001-SO	240-18544-14 / 240-18544-15	Acenaphthene	ND	ND	6.70	NA	Ok
076SB-0096M-0001-SO / 076SB-0097M-0001-SO	240-18544-14 / 240-18544-15	Acenaphthylene	ND	ND	6.70	NA	Ok
076SB-0096M-0001-SO / 076SB-0097M-0001-SO	240-18544-14 / 240-18544-15	Anthracene	ND	ND	6.70	NA	Ok
076SB-0096M-0001-SO / 076SB-0097M-0001-SO	240-18544-14 / 240-18544-15	Benzo(a)anthracene	ND	ND	6.70	NA	Ok
076SB-0096M-0001-SO / 076SB-0097M-0001-SO	240-18544-14 / 240-18544-15	Benzo(a)pyrene	ND	ND	6.70	NA	Ok
076SB-0096M-0001-SO / 076SB-0097M-0001-SO	240-18544-14 / 240-18544-15	Benzo(b)fluoranthene	ND	ND	6.70	NA	Ok
076SB-0096M-0001-SO / 076SB-0097M-0001-SO	240-18544-14 / 240-18544-15	Benzo(g,h,i)perylene	ND	ND	6.70	NA	Ok
076SB-0096M-0001-SO / 076SB-0097M-0001-SO	240-18544-14 / 240-18544-15	Benzo(k)fluoranthene	ND	ND	6.70	NA	Ok
076SB-0096M-0001-SO / 076SB-0097M-0001-SO	240-18544-14 / 240-18544-15	Benzoic acid	ND	ND	660	NA	Ok
076SB-0096M-0001-SO / 076SB-0097M-0001-SO	240-18544-14 / 240-18544-15	Benzyl alcohol	ND	ND	330	NA	Ok
076SB-0096M-0001-SO / 076SB-0097M-0001-SO	240-18544-14 / 240-18544-15	Benzyl butyl phthalate	ND	ND	50.0	NA	Ok
076SB-0096M-0001-SO / 076SB-0097M-0001-SO	240-18544-14 / 240-18544-15	bis(2-Chloroethoxy) Methane	ND	ND	100	NA	Ok
076SB-0096M-0001-SO / 076SB-0097M-0001-SO	240-18544-14 / 240-18544-15	bis(2-Chloroethyl) Ether (2-Chloroethyl Ether)	ND	ND	100	NA	Ok
076SB-0096M-0001-SO / 076SB-0097M-0001-SO	240-18544-14 / 240-18544-15	bis(2-Chloroisopropyl) Ether	ND	ND	100	NA	Ok
076SB-0096M-0001-SO / 076SB-0097M-0001-SO	240-18544-14 / 240-18544-15	bis(2-Ethylhexyl) Phthalate	ND	ND	50.0	NA	Ok
076SB-0096M-0001-SO / 076SB-0097M-0001-SO	240-18544-14 / 240-18544-15	Carbazole	ND	ND	50.0	NA	Ok
076SB-0096M-0001-SO / 076SB-0097M-0001-SO	240-18544-14 / 240-18544-15	Chrysene	ND	ND	6.70	NA	Ok
076SB-0096M-0001-SO / 076SB-0097M-0001-SO	240-18544-14 / 240-18544-15	Cresols, m & p	ND	ND	400	NA	Ok
076SB-0096M-0001-SO / 076SB-0097M-0001-SO	240-18544-14 / 240-18544-15	Di-n-Butyl Phthalate	ND	ND	50.0	NA	Ok
076SB-0096M-0001-SO / 076SB-0097M-0001-SO	240-18544-14 / 240-18544-15	Di-n-Octylphthalate	ND	ND	50.0	NA	Ok
076SB-0096M-0001-SO / 076SB-0097M-0001-SO	240-18544-14 / 240-18544-15	Dibenz(a,h)anthracene	ND	ND	6.70	NA	Ok
076SB-0096M-0001-SO / 076SB-0097M-0001-SO	240-18544-14 / 240-18544-15	Dibenzofuran	ND	ND	50.0	NA	Ok
076SB-0096M-0001-SO / 076SB-0097M-0001-SO	240-18544-14 / 240-18544-15	Diethyl Phthalate	ND	ND	50.0	NA	Ok
076SB-0096M-0001-SO / 076SB-0097M-0001-SO	240-18544-14 / 240-18544-15	Dimethyl Phthalate	ND	ND	50.0	NA	Ok
076SB-0096M-0001-SO / 076SB-0097M-0001-SO	240-18544-14 / 240-18544-15	Fluoranthene	ND	ND	6.70	NA	Ok
076SB-0096M-0001-SO / 076SB-0097M-0001-SO	240-18544-14 / 240-18544-15	Fluorene	ND	ND	6.70	NA	Ok
076SB-0096M-0001-SO / 076SB-0097M-0001-SO	240-18544-14 / 240-18544-15	Hexachlorobenzene	ND	ND	6.70	NA	Ok
076SB-0096M-0001-SO / 076SB-0097M-0001-SO	240-18544-14 / 240-18544-15	Hexachlorobutadiene	ND	ND	50.0	NA	Ok
076SB-0096M-0001-SO / 076SB-0097M-0001-SO	240-18544-14 / 240-18544-15	Hexachlorocyclopentadiene	ND	ND	330	NA	Ok

076SB-0096M-0001-SO / 076SB-0097M-0001-SO	240-18544-14 / 240-18544-15	Hexachloroethane	ND	ND	50.0	NA	Ok
076SB-0096M-0001-SO / 076SB-0097M-0001-SO	240-18544-14 / 240-18544-15	Indeno(1,2,3-c,d)Pyrene	ND	ND	6.70	NA	Ok
076SB-0096M-0001-SO / 076SB-0097M-0001-SO	240-18544-14 / 240-18544-15	Isophorone	ND	ND	50.0	NA	Ok
076SB-0096M-0001-SO / 076SB-0097M-0001-SO	240-18544-14 / 240-18544-15	n-Nitrosodi-n-propylamine	ND	ND	50.0	NA	Ok
076SB-0096M-0001-SO / 076SB-0097M-0001-SO	240-18544-14 / 240-18544-15	n-Nitrosodiphenylamine	ND	ND	50.0	NA	Ok
076SB-0096M-0001-SO / 076SB-0097M-0001-SO	240-18544-14 / 240-18544-15	Naphthalene	ND	ND	6.70	NA	Ok
076SB-0096M-0001-SO / 076SB-0097M-0001-SO	240-18544-14 / 240-18544-15	Nitrobenzene	ND	ND	100	NA	Ok
076SB-0096M-0001-SO / 076SB-0097M-0001-SO	240-18544-14 / 240-18544-15	Pentachlorophenol	ND	ND	150	NA	Ok
076SB-0096M-0001-SO / 076SB-0097M-0001-SO	240-18544-14 / 240-18544-15	Phenanthrene	ND	ND	6.70	NA	Ok
076SB-0096M-0001-SO / 076SB-0097M-0001-SO	240-18544-14 / 240-18544-15	Phenol	ND	ND	50.0	NA	Ok
076SB-0096M-0001-SO / 076SB-0097M-0001-SO	240-18544-14 / 240-18544-15	Pyrene	ND	ND	6.70	NA	Ok

Location	Analysis
76-102-PCA-SB1	E353.2

Field ID - Primary/Field Dup	Lab ID - Primary/Field Dup	Analyte	Primary Result	FD Result	RL	RPD	RPD Check
076SB-0102M-0001-SO / 076SB-0103M-0001-SO	240-18544-21 / 240-18544-22	Nitrocellulose	ND	ND	46.0	NA	Ok

Location	Analysis
76-102-PCA-SB1	SW6020

Field ID - Primary/Field Dup	Lab ID - Primary/Field Dup	Analyte	Primary Result	FD Result	RL	RPD	RPD Check
076SB-0102M-0001-SO / 076SB-0103M-0001-SO	240-18544-21 / 240-18544-22	Aluminum	7900	7800	2.30	1.27	Ok
076SB-0102M-0001-SO / 076SB-0103M-0001-SO	240-18544-21 / 240-18544-22	Antimony	0.120	0.100	0.150	18.2	Ok
076SB-0102M-0001-SO / 076SB-0103M-0001-SO	240-18544-21 / 240-18544-22	Arsenic	15.0	14.0	0.0760	6.90	Ok
076SB-0102M-0001-SO / 076SB-0103M-0001-SO	240-18544-21 / 240-18544-22	Barium	34.0	32.0	0.760	6.06	Ok
076SB-0102M-0001-SO / 076SB-0103M-0001-SO	240-18544-21 / 240-18544-22	Beryllium	0.530	0.460	0.0760	14.1	Ok
076SB-0102M-0001-SO / 076SB-0103M-0001-SO	240-18544-21 / 240-18544-22	Cadmium	0.190	0.160	0.0760	17.1	Ok
076SB-0102M-0001-SO / 076SB-0103M-0001-SO	240-18544-21 / 240-18544-22	Calcium	680	640	7.60	6.06	Ok
076SB-0102M-0001-SO / 076SB-0103M-0001-SO	240-18544-21 / 240-18544-22	Chromium	22.0	16.0	0.150	31.6	Ok
076SB-0102M-0001-SO / 076SB-0103M-0001-SO	240-18544-21 / 240-18544-22	Cobalt	9.20	9.00	0.0380	2.20	Ok
076SB-0102M-0001-SO / 076SB-0103M-0001-SO	240-18544-21 / 240-18544-22	Copper	16.0	15.0	0.150	6.45	Ok
076SB-0102M-0001-SO / 076SB-0103M-0001-SO	240-18544-21 / 240-18544-22	Iron	27000	22000	3.80	20.4	Ok
076SB-0102M-0001-SO / 076SB-0103M-0001-SO	240-18544-21 / 240-18544-22	Lead	15.0	13.0	0.0760	14.3	Ok
076SB-0102M-0001-SO / 076SB-0103M-0001-SO	240-18544-21 / 240-18544-22	Magnesium	2000	2000	7.60	0.00	Ok

076SB-0102M-0001-SO / 076SB-0103M-0001-SO	240-18544-21 / 240-18544-22	Manganese	430	350	0.380	20.5	Ok
076SB-0102M-0001-SO / 076SB-0103M-0001-SO	240-18544-21 / 240-18544-22	Nickel	23.0	19.0	0.0760	19.0	Ok
076SB-0102M-0001-SO / 076SB-0103M-0001-SO	240-18544-21 / 240-18544-22	Potassium	840	850	7.60	1.18	Ok
076SB-0102M-0001-SO / 076SB-0103M-0001-SO	240-18544-21 / 240-18544-22	Selenium	0.290	0.240	0.380	18.9	Ok
076SB-0102M-0001-SO / 076SB-0103M-0001-SO	240-18544-21 / 240-18544-22	Silver	0.0200	0.0210	0.0760	4.88	Ok
076SB-0102M-0001-SO / 076SB-0103M-0001-SO	240-18544-21 / 240-18544-22	Sodium	28.0	26.0	7.60	7.41	Ok
076SB-0102M-0001-SO / 076SB-0103M-0001-SO	240-18544-21 / 240-18544-22	Thallium	0.130	0.120	0.0760	8.00	Ok
076SB-0102M-0001-SO / 076SB-0103M-0001-SO	240-18544-21 / 240-18544-22	Vanadium	15.0	13.0	0.0760	14.3	Ok
076SB-0102M-0001-SO / 076SB-0103M-0001-SO	240-18544-21 / 240-18544-22	Zinc	75.0	59.0	0.380	23.9	Ok

Location	Analysis
76-102-PCA-SB1	SW7471A

Field ID - Primary/Field Dup	Lab ID - Primary/Field Dup	Analyte	Primary Result	FD Result	RL	RPD	RPD Check
076SB-0102M-0001-SO / 076SB-0103M-0001-SO	240-18544-21 / 240-18544-22	Mercury	0.0300	0.0310	0.0920	3.28	Ok

Location	Analysis
76-102-PCA-SB1	SW8082

Field ID - Primary/Field Dup	Lab ID - Primary/Field Dup	Analyte	Primary Result	FD Result	RL	RPD	RPD Check
076SB-0102M-0001-SO / 076SB-0103M-0001-SO	240-18544-21 / 240-18544-22	PCB-1016 (Arochlor 1016)	ND	ND	65.0	NA	Ok
076SB-0102M-0001-SO / 076SB-0103M-0001-SO	240-18544-21 / 240-18544-22	PCB-1221 (Arochlor 1221)	ND	ND	50.0	NA	Ok
076SB-0102M-0001-SO / 076SB-0103M-0001-SO	240-18544-21 / 240-18544-22	PCB-1232 (Arochlor 1232)	ND	ND	45.0	NA	Ok
076SB-0102M-0001-SO / 076SB-0103M-0001-SO	240-18544-21 / 240-18544-22	PCB-1242 (Arochlor 1242)	ND	ND	40.0	NA	Ok
076SB-0102M-0001-SO / 076SB-0103M-0001-SO	240-18544-21 / 240-18544-22	PCB-1248 (Arochlor 1248)	ND	ND	55.0	NA	Ok
076SB-0102M-0001-SO / 076SB-0103M-0001-SO	240-18544-21 / 240-18544-22	PCB-1254 (Arochlor 1254)	ND	ND	55.0	NA	Ok
076SB-0102M-0001-SO / 076SB-0103M-0001-SO	240-18544-21 / 240-18544-22	PCB-1260 (Arochlor 1260)	ND	ND	55.0	NA	Ok

Location	Analysis
76-102-PCA-SB1	SW8260B

Field ID - Primary/Field Dup	Lab ID - Primary/Field Dup	Analyte	Primary Result	FD Result	RL	RPD	RPD Check
076SB-0102M-0001-SO / 076SB-0103M-0001-SO	240-18544-21 / 240-18544-22	1,1,1-Trichloroethane	ND	ND	5.60	NA	Ok
076SB-0102M-0001-SO / 076SB-0103M-0001-SO	240-18544-21 / 240-18544-22	1,1,2,2-Tetrachloroethane	ND	ND	5.60	NA	Ok
076SB-0102M-0001-SO / 076SB-0103M-0001-SO	240-18544-21 / 240-18544-22	1,1,2-Trichloroethane	ND	ND	5.60	NA	Ok

076SB-0102M-0001-SO / 076SB-0103M-0001-SO	240-18544-21 / 240-18544-22	1,1-Dichloroethane	ND	ND	5.60	NA	Ok
076SB-0102M-0001-SO / 076SB-0103M-0001-SO	240-18544-21 / 240-18544-22	1,1-Dichloroethene	ND	ND	5.60	NA	Ok
076SB-0102M-0001-SO / 076SB-0103M-0001-SO	240-18544-21 / 240-18544-22	1,2-Dibromoethane (Ethylene Dibromide)	ND	ND	5.60	NA	Ok
076SB-0102M-0001-SO / 076SB-0103M-0001-SO	240-18544-21 / 240-18544-22	1,2-Dichloroethane	ND	ND	5.60	NA	Ok
076SB-0102M-0001-SO / 076SB-0103M-0001-SO	240-18544-21 / 240-18544-22	1,2-Dichloropropane	ND	ND	5.60	NA	Ok
076SB-0102M-0001-SO / 076SB-0103M-0001-SO	240-18544-21 / 240-18544-22	2-Hexanone	ND	ND	22.0	NA	Ok
076SB-0102M-0001-SO / 076SB-0103M-0001-SO	240-18544-21 / 240-18544-22	Acetone	ND	ND	22.0	NA	Ok
076SB-0102M-0001-SO / 076SB-0103M-0001-SO	240-18544-21 / 240-18544-22	Benzene	ND	ND	5.60	NA	Ok
076SB-0102M-0001-SO / 076SB-0103M-0001-SO	240-18544-21 / 240-18544-22	Bromochloromethane	ND	ND	5.60	NA	Ok
076SB-0102M-0001-SO / 076SB-0103M-0001-SO	240-18544-21 / 240-18544-22	Bromodichloromethane	ND	ND	5.60	NA	Ok
076SB-0102M-0001-SO / 076SB-0103M-0001-SO	240-18544-21 / 240-18544-22	Bromoform	ND	ND	5.60	NA	Ok
076SB-0102M-0001-SO / 076SB-0103M-0001-SO	240-18544-21 / 240-18544-22	Bromomethane	ND	ND	5.60	NA	Ok
076SB-0102M-0001-SO / 076SB-0103M-0001-SO	240-18544-21 / 240-18544-22	Carbon Disulfide	ND	ND	5.60	NA	Ok
076SB-0102M-0001-SO / 076SB-0103M-0001-SO	240-18544-21 / 240-18544-22	Carbon Tetrachloride	ND	ND	5.60	NA	Ok
076SB-0102M-0001-SO / 076SB-0103M-0001-SO	240-18544-21 / 240-18544-22	Chlorobenzene	ND	ND	5.60	NA	Ok
076SB-0102M-0001-SO / 076SB-0103M-0001-SO	240-18544-21 / 240-18544-22	Chloroethane	ND	ND	5.60	NA	Ok
076SB-0102M-0001-SO / 076SB-0103M-0001-SO	240-18544-21 / 240-18544-22	Chloroform	ND	ND	5.60	NA	Ok
076SB-0102M-0001-SO / 076SB-0103M-0001-SO	240-18544-21 / 240-18544-22	Chloromethane	ND	ND	5.60	NA	Ok
076SB-0102M-0001-SO / 076SB-0103M-0001-SO	240-18544-21 / 240-18544-22	cis-1,3-Dichloropropene	ND	ND	5.60	NA	Ok
076SB-0102M-0001-SO / 076SB-0103M-0001-SO	240-18544-21 / 240-18544-22	Dibromochloromethane	ND	ND	5.60	NA	Ok
076SB-0102M-0001-SO / 076SB-0103M-0001-SO	240-18544-21 / 240-18544-22	Ethylbenzene	ND	ND	5.60	NA	Ok
076SB-0102M-0001-SO / 076SB-0103M-0001-SO	240-18544-21 / 240-18544-22	Methyl Ethyl Ketone (2-Butanone)	ND	ND	22.0	NA	Ok
076SB-0102M-0001-SO / 076SB-0103M-0001-SO	240-18544-21 / 240-18544-22	Methyl Isobutyl Ketone (4-Methyl-2-pentanone)	ND	ND	22.0	NA	Ok
076SB-0102M-0001-SO / 076SB-0103M-0001-SO	240-18544-21 / 240-18544-22	Methylene Chloride	ND	ND	5.60	NA	Ok
076SB-0102M-0001-SO / 076SB-0103M-0001-SO	240-18544-21 / 240-18544-22	Styrene	ND	ND	5.60	NA	Ok
076SB-0102M-0001-SO / 076SB-0103M-0001-SO	240-18544-21 / 240-18544-22	Tetrachloroethylene (PCE)	ND	ND	5.60	NA	Ok
076SB-0102M-0001-SO / 076SB-0103M-0001-SO	240-18544-21 / 240-18544-22	Toluene	1.70	1.50	5.60	12.5	Ok
076SB-0102M-0001-SO / 076SB-0103M-0001-SO	240-18544-21 / 240-18544-22	Total 1,2-Dichloroethene	ND	ND	11.0	NA	Ok
076SB-0102M-0001-SO / 076SB-0103M-0001-SO	240-18544-21 / 240-18544-22	trans-1,3-Dichloropropene	ND	ND	5.60	NA	Ok
076SB-0102M-0001-SO / 076SB-0103M-0001-SO	240-18544-21 / 240-18544-22	Trichloroethylene (TCE)	ND	ND	5.60	NA	Ok
076SB-0102M-0001-SO / 076SB-0103M-0001-SO	240-18544-21 / 240-18544-22	Vinyl Chloride	ND	ND	5.60	NA	Ok
076SB-0102M-0001-SO / 076SB-0103M-0001-SO	240-18544-21 / 240-18544-22	Xylenes, Total	ND	ND	11.0	NA	Ok

Location **Analysis**

76-102-PCA-SB1 SW8270C

Field ID - Primary/Field Dup	Lab ID - Primary/Field Dup	Analyte	Primary Result	FD Result	RL	RPD	RPD Check
076SB-0102M-0001-SO / 076SB-0103M-0001-SO	240-18544-21 / 240-18544-22	1,2,4-Trichlorobenzene	ND	ND	50.0	NA	Ok
076SB-0102M-0001-SO / 076SB-0103M-0001-SO	240-18544-21 / 240-18544-22	1,2-Dichlorobenzene	ND	ND	50.0	NA	Ok
076SB-0102M-0001-SO / 076SB-0103M-0001-SO	240-18544-21 / 240-18544-22	1,3-Dichlorobenzene	ND	ND	50.0	NA	Ok
076SB-0102M-0001-SO / 076SB-0103M-0001-SO	240-18544-21 / 240-18544-22	1,4-Dichlorobenzene	ND	ND	50.0	NA	Ok
076SB-0102M-0001-SO / 076SB-0103M-0001-SO	240-18544-21 / 240-18544-22	2,4,5-Trichlorophenol	ND	ND	150	NA	Ok
076SB-0102M-0001-SO / 076SB-0103M-0001-SO	240-18544-21 / 240-18544-22	2,4,6-Trichlorophenol	ND	ND	150	NA	Ok
076SB-0102M-0001-SO / 076SB-0103M-0001-SO	240-18544-21 / 240-18544-22	2,4-Dichlorophenol	ND	ND	150	NA	Ok
076SB-0102M-0001-SO / 076SB-0103M-0001-SO	240-18544-21 / 240-18544-22	2,4-Dimethylphenol	ND	ND	150	NA	Ok
076SB-0102M-0001-SO / 076SB-0103M-0001-SO	240-18544-21 / 240-18544-22	2,4-Dinitrophenol	ND	ND	330	NA	Ok
076SB-0102M-0001-SO / 076SB-0103M-0001-SO	240-18544-21 / 240-18544-22	2,4-Dinitrotoluene	ND	ND	200	NA	Ok
076SB-0102M-0001-SO / 076SB-0103M-0001-SO	240-18544-21 / 240-18544-22	2,6-Dinitrotoluene	ND	ND	200	NA	Ok
076SB-0102M-0001-SO / 076SB-0103M-0001-SO	240-18544-21 / 240-18544-22	2-Chloronaphthalene	ND	ND	50.0	NA	Ok
076SB-0102M-0001-SO / 076SB-0103M-0001-SO	240-18544-21 / 240-18544-22	2-Chlorophenol	ND	ND	50.0	NA	Ok
076SB-0102M-0001-SO / 076SB-0103M-0001-SO	240-18544-21 / 240-18544-22	2-Methylnaphthalene	4.90	3.70	6.70	27.9	Ok
076SB-0102M-0001-SO / 076SB-0103M-0001-SO	240-18544-21 / 240-18544-22	2-Methylphenol (o-Cresol)	ND	ND	200	NA	Ok
076SB-0102M-0001-SO / 076SB-0103M-0001-SO	240-18544-21 / 240-18544-22	2-Nitroaniline	ND	ND	200	NA	Ok
076SB-0102M-0001-SO / 076SB-0103M-0001-SO	240-18544-21 / 240-18544-22	2-Nitrophenol	ND	ND	50.0	NA	Ok
076SB-0102M-0001-SO / 076SB-0103M-0001-SO	240-18544-21 / 240-18544-22	3,3'-Dichlorobenzidine	ND	ND	100	NA	Ok
076SB-0102M-0001-SO / 076SB-0103M-0001-SO	240-18544-21 / 240-18544-22	3-Nitroaniline	ND	ND	200	NA	Ok
076SB-0102M-0001-SO / 076SB-0103M-0001-SO	240-18544-21 / 240-18544-22	4,6-Dinitro-2-Methylphenol	ND	ND	150	NA	Ok
076SB-0102M-0001-SO / 076SB-0103M-0001-SO	240-18544-21 / 240-18544-22	4-Bromophenyl phenyl ether	ND	ND	50.0	NA	Ok
076SB-0102M-0001-SO / 076SB-0103M-0001-SO	240-18544-21 / 240-18544-22	4-Chloro-3-Methylphenol	ND	ND	150	NA	Ok
076SB-0102M-0001-SO / 076SB-0103M-0001-SO	240-18544-21 / 240-18544-22	4-Chloroaniline	ND	ND	150	NA	Ok
076SB-0102M-0001-SO / 076SB-0103M-0001-SO	240-18544-21 / 240-18544-22	4-Chlorophenyl Phenyl Ether	ND	ND	50.0	NA	Ok
076SB-0102M-0001-SO / 076SB-0103M-0001-SO	240-18544-21 / 240-18544-22	4-Nitroaniline	ND	ND	200	NA	Ok
076SB-0102M-0001-SO / 076SB-0103M-0001-SO	240-18544-21 / 240-18544-22	4-Nitrophenol	ND	ND	330	NA	Ok
076SB-0102M-0001-SO / 076SB-0103M-0001-SO	240-18544-21 / 240-18544-22	Acenaphthene	ND	ND	6.70	NA	Ok
076SB-0102M-0001-SO / 076SB-0103M-0001-SO	240-18544-21 / 240-18544-22	Acenaphthylene	ND	ND	6.70	NA	Ok
076SB-0102M-0001-SO / 076SB-0103M-0001-SO	240-18544-21 / 240-18544-22	Anthracene	ND	ND	6.70	NA	Ok
076SB-0102M-0001-SO / 076SB-0103M-0001-SO	240-18544-21 / 240-18544-22	Benzo(a)anthracene	ND	ND	6.70	NA	Ok
076SB-0102M-0001-SO / 076SB-0103M-0001-SO	240-18544-21 / 240-18544-22	Benzo(a)pyrene	ND	ND	6.70	NA	Ok
076SB-0102M-0001-SO / 076SB-0103M-0001-SO	240-18544-21 / 240-18544-22	Benzo(b)fluoranthene	ND	ND	6.70	NA	Ok

076SB-0102M-0001-SO / 076SB-0103M-0001-SO	240-18544-21 / 240-18544-22	Benzo(g,h,i)perylene	ND	ND	6.70	NA	Ok
076SB-0102M-0001-SO / 076SB-0103M-0001-SO	240-18544-21 / 240-18544-22	Benzo(k)fluoranthene	ND	ND	6.70	NA	Ok
076SB-0102M-0001-SO / 076SB-0103M-0001-SO	240-18544-21 / 240-18544-22	Benzoic acid	ND	ND	670	NA	Ok
076SB-0102M-0001-SO / 076SB-0103M-0001-SO	240-18544-21 / 240-18544-22	Benzyl alcohol	ND	ND	330	NA	Ok
076SB-0102M-0001-SO / 076SB-0103M-0001-SO	240-18544-21 / 240-18544-22	Benzyl butyl phthalate	ND	ND	50.0	NA	Ok
076SB-0102M-0001-SO / 076SB-0103M-0001-SO	240-18544-21 / 240-18544-22	bis(2-Chloroethoxy) Methane	ND	ND	100	NA	Ok
076SB-0102M-0001-SO / 076SB-0103M-0001-SO	240-18544-21 / 240-18544-22	bis(2-Chloroethyl) Ether (2-Chloroethyl Ether)	ND	ND	100	NA	Ok
076SB-0102M-0001-SO / 076SB-0103M-0001-SO	240-18544-21 / 240-18544-22	bis(2-Chloroisopropyl) Ether	ND	ND	100	NA	Ok
076SB-0102M-0001-SO / 076SB-0103M-0001-SO	240-18544-21 / 240-18544-22	bis(2-Ethylhexyl) Phthalate	ND	ND	50.0	NA	Ok
076SB-0102M-0001-SO / 076SB-0103M-0001-SO	240-18544-21 / 240-18544-22	Carbazole	ND	ND	50.0	NA	Ok
076SB-0102M-0001-SO / 076SB-0103M-0001-SO	240-18544-21 / 240-18544-22	Chrysene	ND	ND	6.70	NA	Ok
076SB-0102M-0001-SO / 076SB-0103M-0001-SO	240-18544-21 / 240-18544-22	Cresols, m & p	ND	ND	400	NA	Ok
076SB-0102M-0001-SO / 076SB-0103M-0001-SO	240-18544-21 / 240-18544-22	Di-n-Butyl Phthalate	ND	ND	50.0	NA	Ok
076SB-0102M-0001-SO / 076SB-0103M-0001-SO	240-18544-21 / 240-18544-22	Di-n-Octylphthalate	ND	ND	50.0	NA	Ok
076SB-0102M-0001-SO / 076SB-0103M-0001-SO	240-18544-21 / 240-18544-22	Dibenz(a,h)anthracene	ND	ND	6.70	NA	Ok
076SB-0102M-0001-SO / 076SB-0103M-0001-SO	240-18544-21 / 240-18544-22	Dibenzofuran	ND	ND	50.0	NA	Ok
076SB-0102M-0001-SO / 076SB-0103M-0001-SO	240-18544-21 / 240-18544-22	Diethyl Phthalate	ND	ND	50.0	NA	Ok
076SB-0102M-0001-SO / 076SB-0103M-0001-SO	240-18544-21 / 240-18544-22	Dimethyl Phthalate	ND	ND	50.0	NA	Ok
076SB-0102M-0001-SO / 076SB-0103M-0001-SO	240-18544-21 / 240-18544-22	Fluoranthene	ND	ND	6.70	NA	Ok
076SB-0102M-0001-SO / 076SB-0103M-0001-SO	240-18544-21 / 240-18544-22	Fluorene	ND	ND	6.70	NA	Ok
076SB-0102M-0001-SO / 076SB-0103M-0001-SO	240-18544-21 / 240-18544-22	Hexachlorobenzene	ND	ND	6.70	NA	Ok
076SB-0102M-0001-SO / 076SB-0103M-0001-SO	240-18544-21 / 240-18544-22	Hexachlorobutadiene	ND	ND	50.0	NA	Ok
076SB-0102M-0001-SO / 076SB-0103M-0001-SO	240-18544-21 / 240-18544-22	Hexachlorocyclopentadiene	ND	ND	330	NA	Ok
076SB-0102M-0001-SO / 076SB-0103M-0001-SO	240-18544-21 / 240-18544-22	Hexachloroethane	ND	ND	50.0	NA	Ok
076SB-0102M-0001-SO / 076SB-0103M-0001-SO	240-18544-21 / 240-18544-22	Indeno(1,2,3-c,d)Pyrene	ND	ND	6.70	NA	Ok
076SB-0102M-0001-SO / 076SB-0103M-0001-SO	240-18544-21 / 240-18544-22	Isophorone	ND	ND	50.0	NA	Ok
076SB-0102M-0001-SO / 076SB-0103M-0001-SO	240-18544-21 / 240-18544-22	n-Nitrosodi-n-propylamine	ND	ND	50.0	NA	Ok
076SB-0102M-0001-SO / 076SB-0103M-0001-SO	240-18544-21 / 240-18544-22	n-Nitrosodiphenylamine	ND	ND	50.0	NA	Ok
076SB-0102M-0001-SO / 076SB-0103M-0001-SO	240-18544-21 / 240-18544-22	Naphthalene	4.80	4.70	6.70	2.11	Ok
076SB-0102M-0001-SO / 076SB-0103M-0001-SO	240-18544-21 / 240-18544-22	Nitrobenzene	ND	ND	100	NA	Ok
076SB-0102M-0001-SO / 076SB-0103M-0001-SO	240-18544-21 / 240-18544-22	Pentachlorophenol	ND	ND	150	NA	Ok
076SB-0102M-0001-SO / 076SB-0103M-0001-SO	240-18544-21 / 240-18544-22	Phenanthrene	ND	3.70	6.70		Ok
076SB-0102M-0001-SO / 076SB-0103M-0001-SO	240-18544-21 / 240-18544-22	Phenol	ND	ND	50.0	NA	Ok
076SB-0102M-0001-SO / 076SB-0103M-0001-SO	240-18544-21 / 240-18544-22	Pyrene	ND	ND	6.70	NA	Ok

Location	Analysis
76-102-PCA-SB1	SW8330B

076SB-0102M-0001-SO / 076SB-0103M-0001-SO	240-18544-21 / 240-18544-22	1,3,5-Trinitrobenzene	ND	ND	0.250	NA	Ok
076SB-0102M-0001-SO / 076SB-0103M-0001-SO	240-18544-21 / 240-18544-22	1,3-Dinitrobenzene	ND	ND	0.250	NA	Ok
076SB-0102M-0001-SO / 076SB-0103M-0001-SO	240-18544-21 / 240-18544-22	2,4,6-Trinitrotoluene	ND	ND	0.250	NA	Ok
076SB-0102M-0001-SO / 076SB-0103M-0001-SO	240-18544-21 / 240-18544-22	2,4-Dinitrotoluene	ND	ND	0.250	NA	Ok
076SB-0102M-0001-SO / 076SB-0103M-0001-SO	240-18544-21 / 240-18544-22	2,6-Dinitrotoluene	ND	ND	0.250	NA	Ok
076SB-0102M-0001-SO / 076SB-0103M-0001-SO	240-18544-21 / 240-18544-22	2-Amino-4,6-dinitrotoluene	ND	ND	0.250	NA	Ok
076SB-0102M-0001-SO / 076SB-0103M-0001-SO	240-18544-21 / 240-18544-22	2-Nitrotoluene	ND	ND	0.250	NA	Ok
076SB-0102M-0001-SO / 076SB-0103M-0001-SO	240-18544-21 / 240-18544-22	3-Nitrotoluene	ND	ND	0.250	NA	Ok
076SB-0102M-0001-SO / 076SB-0103M-0001-SO	240-18544-21 / 240-18544-22	4-Amino-2,6-dinitrotoluene	ND	ND	0.250	NA	Ok
076SB-0102M-0001-SO / 076SB-0103M-0001-SO	240-18544-21 / 240-18544-22	4-Nitrotoluene	ND	ND	0.250	NA	Ok
076SB-0102M-0001-SO / 076SB-0103M-0001-SO	240-18544-21 / 240-18544-22	Hexahydro-1,3,5-trinitro-1,3,5-triazine	ND	ND	0.250	NA	Ok
076SB-0102M-0001-SO / 076SB-0103M-0001-SO	240-18544-21 / 240-18544-22	Nitrobenzene	ND	ND	0.250	NA	Ok
076SB-0102M-0001-SO / 076SB-0103M-0001-SO	240-18544-21 / 240-18544-22	Nitroglycerin	ND	ND	0.500	NA	Ok
076SB-0102M-0001-SO / 076SB-0103M-0001-SO	240-18544-21 / 240-18544-22	NITROGUANIDINE	ND	ND	0.240	NA	Ok
076SB-0102M-0001-SO / 076SB-0103M-0001-SO	240-18544-21 / 240-18544-22	Octahydro-1,3,5,7-tetranitro-1,3,5,7-tetrazocine	ND	ND	0.250	NA	Ok
076SB-0102M-0001-SO / 076SB-0103M-0001-SO	240-18544-21 / 240-18544-22	Pentaerythritol Tetranitrate	ND	ND	0.500	NA	Ok
076SB-0102M-0001-SO / 076SB-0103M-0001-SO	240-18544-21 / 240-18544-22	Tetryl	ND	ND	0.250	NA	Ok

Location	Analysis
76-102-PCA-SB2	E353.2

076SB-0104M-0001-SO / 076SB-0105M-0001-SO	240-18544-23 / 240-18544-24	Nitrocellulose	ND	ND	49.0	NA	Ok

Location	Analysis
76-102-PCA-SB2	SW6020

076SB-0104M-0001-SO / 076SB-0105M-0001-SO	240-18544-23 / 240-18544-24	Aluminum	11000	11000	2.50	0.00	Ok
076SB-0104M-0001-SO / 076SB-0105M-0001-SO	240-18544-23 / 240-18544-24	Antimony	0.0850	0.0860	0.170	1.17	Ok

076SB-0104M-0001-SO / 076SB-0105M-0001-SO	240-18544-23 / 240-18544-24	Arsenic	14.0	14.0	0.0850	0.00	Ok
076SB-0104M-0001-SO / 076SB-0105M-0001-SO	240-18544-23 / 240-18544-24	Barium	52.0	50.0	0.850	3.92	Ok
076SB-0104M-0001-SO / 076SB-0105M-0001-SO	240-18544-23 / 240-18544-24	Beryllium	0.630	0.650	0.0850	3.13	Ok
076SB-0104M-0001-SO / 076SB-0105M-0001-SO	240-18544-23 / 240-18544-24	Cadmium	0.170	0.170	0.0850	0.00	Ok
076SB-0104M-0001-SO / 076SB-0105M-0001-SO	240-18544-23 / 240-18544-24	Calcium	1100	1000	8.50	9.52	Ok
076SB-0104M-0001-SO / 076SB-0105M-0001-SO	240-18544-23 / 240-18544-24	Chromium	16.0	17.0	0.170	6.06	Ok
076SB-0104M-0001-SO / 076SB-0105M-0001-SO	240-18544-23 / 240-18544-24	Cobalt	9.50	10.0	0.0420	5.13	Ok
076SB-0104M-0001-SO / 076SB-0105M-0001-SO	240-18544-23 / 240-18544-24	Copper	15.0	15.0	0.170	0.00	Ok
076SB-0104M-0001-SO / 076SB-0105M-0001-SO	240-18544-23 / 240-18544-24	Iron	27000	27000	4.20	0.00	Ok
076SB-0104M-0001-SO / 076SB-0105M-0001-SO	240-18544-23 / 240-18544-24	Lead	11.0	11.0	0.0850	0.00	Ok
076SB-0104M-0001-SO / 076SB-0105M-0001-SO	240-18544-23 / 240-18544-24	Magnesium	3300	3300	8.50	0.00	Ok
076SB-0104M-0001-SO / 076SB-0105M-0001-SO	240-18544-23 / 240-18544-24	Manganese	280	320	0.420	13.3	Ok
076SB-0104M-0001-SO / 076SB-0105M-0001-SO	240-18544-23 / 240-18544-24	Nickel	24.0	24.0	0.0850	0.00	Ok
076SB-0104M-0001-SO / 076SB-0105M-0001-SO	240-18544-23 / 240-18544-24	Potassium	1000	1100	8.50	9.52	Ok
076SB-0104M-0001-SO / 076SB-0105M-0001-SO	240-18544-23 / 240-18544-24	Selenium	0.340	0.320	0.420	6.06	Ok
076SB-0104M-0001-SO / 076SB-0105M-0001-SO	240-18544-23 / 240-18544-24	Silver	0.0270	0.0250	0.0850	7.69	Ok
076SB-0104M-0001-SO / 076SB-0105M-0001-SO	240-18544-23 / 240-18544-24	Sodium	44.0	47.0	8.50	6.59	Ok
076SB-0104M-0001-SO / 076SB-0105M-0001-SO	240-18544-23 / 240-18544-24	Thallium	0.140	0.140	0.0850	0.00	Ok
076SB-0104M-0001-SO / 076SB-0105M-0001-SO	240-18544-23 / 240-18544-24	Vanadium	17.0	18.0	0.0850	5.71	Ok
076SB-0104M-0001-SO / 076SB-0105M-0001-SO	240-18544-23 / 240-18544-24	Zinc	54.0	55.0	0.420	1.83	Ok

Location	Analysis
76-102-PCA-SB2	SW7471A

Field ID - Primary/Field Dup	Lab ID - Primary/Field Dup	Analyte	Primary Result	FD Result	RL	RPD	RPD Check
076SB-0104M-0001-SO / 076SB-0105M-0001-SO	240-18544-23 / 240-18544-24	Mercury	0.0300	0.0300	0.0970	0.00	Ok

Location	Analysis
76-102-PCA-SB2	SW8082

Field ID - Primary/Field Dup	Lab ID - Primary/Field Dup	Analyte	Primary Result	FD Result	RL	RPD	RPD Check
076SB-0104M-0001-SO / 076SB-0105M-0001-SO	240-18544-23 / 240-18544-24	PCB-1016 (Arochlor 1016)	ND	ND	66.0	NA	Ok
076SB-0104M-0001-SO / 076SB-0105M-0001-SO	240-18544-23 / 240-18544-24	PCB-1221 (Arochlor 1221)	ND	ND	51.0	NA	Ok
076SB-0104M-0001-SO / 076SB-0105M-0001-SO	240-18544-23 / 240-18544-24	PCB-1232 (Arochlor 1232)	ND	ND	46.0	NA	Ok
076SB-0104M-0001-SO / 076SB-0105M-0001-SO	240-18544-23 / 240-18544-24	PCB-1242 (Arochlor 1242)	ND	ND	40.0	NA	Ok

076SB-0104M-0001-SO / 076SB-0105M-0001-SO	240-18544-23 / 240-18544-24	PCB-1248 (Arochlor 1248)	ND	ND	56.0	NA	Ok
076SB-0104M-0001-SO / 076SB-0105M-0001-SO	240-18544-23 / 240-18544-24	PCB-1254 (Arochlor 1254)	ND	ND	56.0	NA	Ok
076SB-0104M-0001-SO / 076SB-0105M-0001-SO	240-18544-23 / 240-18544-24	PCB-1260 (Arochlor 1260)	ND	ND	56.0	NA	Ok

Location	Analysis
76-102-PCA-SB2	SW8260B

Field ID - Primary/Field Dup	Lab ID - Primary/Field Dup	Analyte	Primary Result	FD Result	RL	RPD	RPD Check
076SB-0104M-0001-SO / 076SB-0105M-0001-SO	240-18544-23 / 240-18544-24	1,1,1-Trichloroethane	ND	ND	4.70	NA	Ok
076SB-0104M-0001-SO / 076SB-0105M-0001-SO	240-18544-23 / 240-18544-24	1,1,2,2-Tetrachloroethane	ND	ND	4.70	NA	Ok
076SB-0104M-0001-SO / 076SB-0105M-0001-SO	240-18544-23 / 240-18544-24	1,1,2-Trichloroethane	ND	ND	4.70	NA	Ok
076SB-0104M-0001-SO / 076SB-0105M-0001-SO	240-18544-23 / 240-18544-24	1,1-Dichloroethane	ND	ND	4.70	NA	Ok
076SB-0104M-0001-SO / 076SB-0105M-0001-SO	240-18544-23 / 240-18544-24	1,1-Dichloroethene	ND	ND	4.70	NA	Ok
076SB-0104M-0001-SO / 076SB-0105M-0001-SO	240-18544-23 / 240-18544-24	1,2-Dibromoethane (Ethylene Dibromide)	ND	ND	4.70	NA	Ok
076SB-0104M-0001-SO / 076SB-0105M-0001-SO	240-18544-23 / 240-18544-24	1,2-Dichloroethane	ND	ND	4.70	NA	Ok
076SB-0104M-0001-SO / 076SB-0105M-0001-SO	240-18544-23 / 240-18544-24	1,2-Dichloropropane	ND	ND	4.70	NA	Ok
076SB-0104M-0001-SO / 076SB-0105M-0001-SO	240-18544-23 / 240-18544-24	2-Hexanone	ND	ND	19.0	NA	Ok
076SB-0104M-0001-SO / 076SB-0105M-0001-SO	240-18544-23 / 240-18544-24	Acetone	ND	ND	19.0	NA	Ok
076SB-0104M-0001-SO / 076SB-0105M-0001-SO	240-18544-23 / 240-18544-24	Benzene	ND	ND	4.70	NA	Ok
076SB-0104M-0001-SO / 076SB-0105M-0001-SO	240-18544-23 / 240-18544-24	Bromochloromethane	ND	ND	4.70	NA	Ok
076SB-0104M-0001-SO / 076SB-0105M-0001-SO	240-18544-23 / 240-18544-24	Bromodichloromethane	ND	ND	4.70	NA	Ok
076SB-0104M-0001-SO / 076SB-0105M-0001-SO	240-18544-23 / 240-18544-24	Bromoform	ND	ND	4.70	NA	Ok
076SB-0104M-0001-SO / 076SB-0105M-0001-SO	240-18544-23 / 240-18544-24	Bromomethane	ND	ND	4.70	NA	Ok
076SB-0104M-0001-SO / 076SB-0105M-0001-SO	240-18544-23 / 240-18544-24	Carbon Disulfide	ND	ND	4.70	NA	Ok
076SB-0104M-0001-SO / 076SB-0105M-0001-SO	240-18544-23 / 240-18544-24	Carbon Tetrachloride	ND	ND	4.70	NA	Ok
076SB-0104M-0001-SO / 076SB-0105M-0001-SO	240-18544-23 / 240-18544-24	Chlorobenzene	ND	ND	4.70	NA	Ok
076SB-0104M-0001-SO / 076SB-0105M-0001-SO	240-18544-23 / 240-18544-24	Chloroethane	ND	ND	4.70	NA	Ok
076SB-0104M-0001-SO / 076SB-0105M-0001-SO	240-18544-23 / 240-18544-24	Chloroform	ND	ND	4.70	NA	Ok
076SB-0104M-0001-SO / 076SB-0105M-0001-SO	240-18544-23 / 240-18544-24	Chloromethane	ND	ND	4.70	NA	Ok
076SB-0104M-0001-SO / 076SB-0105M-0001-SO	240-18544-23 / 240-18544-24	cis-1,3-Dichloropropene	ND	ND	4.70	NA	Ok
076SB-0104M-0001-SO / 076SB-0105M-0001-SO	240-18544-23 / 240-18544-24	Dibromochloromethane	ND	ND	4.70	NA	Ok
076SB-0104M-0001-SO / 076SB-0105M-0001-SO	240-18544-23 / 240-18544-24	Ethylbenzene	ND	ND	4.70	NA	Ok
076SB-0104M-0001-SO / 076SB-0105M-0001-SO	240-18544-23 / 240-18544-24	Methyl Ethyl Ketone (2-Butanone)	ND	ND	19.0	NA	Ok
076SB-0104M-0001-SO / 076SB-0105M-0001-SO	240-18544-23 / 240-18544-24	Methyl Isobutyl Ketone (4-Methyl-2-pentanone)	ND	ND	19.0	NA	Ok
076SB-0104M-0001-SO / 076SB-0105M-0001-SO	240-18544-23 / 240-18544-24	Methylene Chloride	ND	ND	4.70	NA	Ok

076SB-0104M-0001-SO / 076SB-0105M-0001-SO	240-18544-23 / 240-18544-24	Styrene	ND	ND	4.70	NA	Ok
076SB-0104M-0001-SO / 076SB-0105M-0001-SO	240-18544-23 / 240-18544-24	Tetrachloroethylene (PCE)	ND	ND	4.70	NA	Ok
076SB-0104M-0001-SO / 076SB-0105M-0001-SO	240-18544-23 / 240-18544-24	Toluene	1.40	1.50	4.70	6.90	Ok
076SB-0104M-0001-SO / 076SB-0105M-0001-SO	240-18544-23 / 240-18544-24	Total 1,2-Dichloroethene	ND	ND	9.50	NA	Ok
076SB-0104M-0001-SO / 076SB-0105M-0001-SO	240-18544-23 / 240-18544-24	trans-1,3-Dichloropropene	ND	ND	4.70	NA	Ok
076SB-0104M-0001-SO / 076SB-0105M-0001-SO	240-18544-23 / 240-18544-24	Trichloroethylene (TCE)	ND	ND	4.70	NA	Ok
076SB-0104M-0001-SO / 076SB-0105M-0001-SO	240-18544-23 / 240-18544-24	Vinyl Chloride	ND	ND	4.70	NA	Ok
076SB-0104M-0001-SO / 076SB-0105M-0001-SO	240-18544-23 / 240-18544-24	Xylenes, Total	ND	ND	9.50	NA	Ok

Location	Analysis
76-102-PCA-SB2	SW8270C

Field ID - Primary/Field Dup	Lab ID - Primary/Field Dup	Analyte	Primary Result	FD Result	RL	RPD	RPD Check
076SB-0104M-0001-SO / 076SB-0105M-0001-SO	240-18544-23 / 240-18544-24	1,2,4-Trichlorobenzene	ND	ND	50.0	NA	Ok
076SB-0104M-0001-SO / 076SB-0105M-0001-SO	240-18544-23 / 240-18544-24	1,2-Dichlorobenzene	ND	ND	50.0	NA	Ok
076SB-0104M-0001-SO / 076SB-0105M-0001-SO	240-18544-23 / 240-18544-24	1,3-Dichlorobenzene	ND	ND	50.0	NA	Ok
076SB-0104M-0001-SO / 076SB-0105M-0001-SO	240-18544-23 / 240-18544-24	1,4-Dichlorobenzene	ND	ND	50.0	NA	Ok
076SB-0104M-0001-SO / 076SB-0105M-0001-SO	240-18544-23 / 240-18544-24	2,4,5-Trichlorophenol	ND	ND	150	NA	Ok
076SB-0104M-0001-SO / 076SB-0105M-0001-SO	240-18544-23 / 240-18544-24	2,4,6-Trichlorophenol	ND	ND	150	NA	Ok
076SB-0104M-0001-SO / 076SB-0105M-0001-SO	240-18544-23 / 240-18544-24	2,4-Dichlorophenol	ND	ND	150	NA	Ok
076SB-0104M-0001-SO / 076SB-0105M-0001-SO	240-18544-23 / 240-18544-24	2,4-Dimethylphenol	ND	ND	150	NA	Ok
076SB-0104M-0001-SO / 076SB-0105M-0001-SO	240-18544-23 / 240-18544-24	2,4-Dinitrophenol	ND	ND	330	NA	Ok
076SB-0104M-0001-SO / 076SB-0105M-0001-SO	240-18544-23 / 240-18544-24	2,4-Dinitrotoluene	ND	ND	200	NA	Ok
076SB-0104M-0001-SO / 076SB-0105M-0001-SO	240-18544-23 / 240-18544-24	2,6-Dinitrotoluene	ND	ND	200	NA	Ok
076SB-0104M-0001-SO / 076SB-0105M-0001-SO	240-18544-23 / 240-18544-24	2-Chloronaphthalene	ND	ND	50.0	NA	Ok
076SB-0104M-0001-SO / 076SB-0105M-0001-SO	240-18544-23 / 240-18544-24	2-Chlorophenol	ND	ND	50.0	NA	Ok
076SB-0104M-0001-SO / 076SB-0105M-0001-SO	240-18544-23 / 240-18544-24	2-Methylnaphthalene	4.20	4.70	6.70	11.2	Ok
076SB-0104M-0001-SO / 076SB-0105M-0001-SO	240-18544-23 / 240-18544-24	2-Methylphenol (o-Cresol)	ND	ND	200	NA	Ok
076SB-0104M-0001-SO / 076SB-0105M-0001-SO	240-18544-23 / 240-18544-24	2-Nitroaniline	ND	ND	200	NA	Ok
076SB-0104M-0001-SO / 076SB-0105M-0001-SO	240-18544-23 / 240-18544-24	2-Nitrophenol	ND	ND	50.0	NA	Ok
076SB-0104M-0001-SO / 076SB-0105M-0001-SO	240-18544-23 / 240-18544-24	3,3'-Dichlorobenzidine	ND	ND	100	NA	Ok
076SB-0104M-0001-SO / 076SB-0105M-0001-SO	240-18544-23 / 240-18544-24	3-Nitroaniline	ND	ND	200	NA	Ok
076SB-0104M-0001-SO / 076SB-0105M-0001-SO	240-18544-23 / 240-18544-24	4,6-Dinitro-2-Methylphenol	ND	ND	150	NA	Ok
076SB-0104M-0001-SO / 076SB-0105M-0001-SO	240-18544-23 / 240-18544-24	4-Bromophenyl phenyl ether	ND	ND	50.0	NA	Ok
076SB-0104M-0001-SO / 076SB-0105M-0001-SO	240-18544-23 / 240-18544-24	4-Chloro-3-Methylphenol	ND	ND	150	NA	Ok

076SB-0104M-0001-SO / 076SB-0105M-0001-SO	240-18544-23 / 240-18544-24	4-Chloroaniline	ND	ND	150	NA	Ok
076SB-0104M-0001-SO / 076SB-0105M-0001-SO	240-18544-23 / 240-18544-24	4-Chlorophenyl Phenyl Ether	ND	ND	50.0	NA	Ok
076SB-0104M-0001-SO / 076SB-0105M-0001-SO	240-18544-23 / 240-18544-24	4-Nitroaniline	ND	ND	200	NA	Ok
076SB-0104M-0001-SO / 076SB-0105M-0001-SO	240-18544-23 / 240-18544-24	4-Nitrophenol	ND	ND	330	NA	Ok
076SB-0104M-0001-SO / 076SB-0105M-0001-SO	240-18544-23 / 240-18544-24	Acenaphthene	ND	ND	6.70	NA	Ok
076SB-0104M-0001-SO / 076SB-0105M-0001-SO	240-18544-23 / 240-18544-24	Acenaphthylene	ND	ND	6.70	NA	Ok
076SB-0104M-0001-SO / 076SB-0105M-0001-SO	240-18544-23 / 240-18544-24	Anthracene	ND	ND	6.70	NA	Ok
076SB-0104M-0001-SO / 076SB-0105M-0001-SO	240-18544-23 / 240-18544-24	Benzo(a)anthracene	ND	ND	6.70	NA	Ok
076SB-0104M-0001-SO / 076SB-0105M-0001-SO	240-18544-23 / 240-18544-24	Benzo(a)pyrene	ND	ND	6.70	NA	Ok
076SB-0104M-0001-SO / 076SB-0105M-0001-SO	240-18544-23 / 240-18544-24	Benzo(b)fluoranthene	ND	ND	6.70	NA	Ok
076SB-0104M-0001-SO / 076SB-0105M-0001-SO	240-18544-23 / 240-18544-24	Benzo(g,h,i)perylene	ND	ND	6.70	NA	Ok
076SB-0104M-0001-SO / 076SB-0105M-0001-SO	240-18544-23 / 240-18544-24	Benzo(k)fluoranthene	ND	ND	6.70	NA	Ok
076SB-0104M-0001-SO / 076SB-0105M-0001-SO	240-18544-23 / 240-18544-24	Benzoic acid	ND	ND	660	NA	Ok
076SB-0104M-0001-SO / 076SB-0105M-0001-SO	240-18544-23 / 240-18544-24	Benzyl alcohol	ND	ND	330	NA	Ok
076SB-0104M-0001-SO / 076SB-0105M-0001-SO	240-18544-23 / 240-18544-24	Benzyl butyl phthalate	ND	ND	50.0	NA	Ok
076SB-0104M-0001-SO / 076SB-0105M-0001-SO	240-18544-23 / 240-18544-24	bis(2-Chloroethoxy) Methane	ND	ND	100	NA	Ok
076SB-0104M-0001-SO / 076SB-0105M-0001-SO	240-18544-23 / 240-18544-24	bis(2-Chloroethyl) Ether (2-Chloroethyl Ether)	ND	ND	100	NA	Ok
076SB-0104M-0001-SO / 076SB-0105M-0001-SO	240-18544-23 / 240-18544-24	bis(2-Chloroisopropyl) Ether	ND	ND	100	NA	Ok
076SB-0104M-0001-SO / 076SB-0105M-0001-SO	240-18544-23 / 240-18544-24	bis(2-Ethylhexyl) Phthalate	ND	ND	50.0	NA	Ok
076SB-0104M-0001-SO / 076SB-0105M-0001-SO	240-18544-23 / 240-18544-24	Carbazole	ND	ND	50.0	NA	Ok
076SB-0104M-0001-SO / 076SB-0105M-0001-SO	240-18544-23 / 240-18544-24	Chrysene	ND	ND	6.70	NA	Ok
076SB-0104M-0001-SO / 076SB-0105M-0001-SO	240-18544-23 / 240-18544-24	Cresols, m & p	ND	ND	400	NA	Ok
076SB-0104M-0001-SO / 076SB-0105M-0001-SO	240-18544-23 / 240-18544-24	Di-n-Butyl Phthalate	ND	ND	50.0	NA	Ok
076SB-0104M-0001-SO / 076SB-0105M-0001-SO	240-18544-23 / 240-18544-24	Di-n-Octylphthalate	ND	ND	50.0	NA	Ok
076SB-0104M-0001-SO / 076SB-0105M-0001-SO	240-18544-23 / 240-18544-24	Dibenz(a,h)anthracene	ND	ND	6.70	NA	Ok
076SB-0104M-0001-SO / 076SB-0105M-0001-SO	240-18544-23 / 240-18544-24	Dibenzofuran	ND	ND	50.0	NA	Ok
076SB-0104M-0001-SO / 076SB-0105M-0001-SO	240-18544-23 / 240-18544-24	Diethyl Phthalate	ND	ND	50.0	NA	Ok
076SB-0104M-0001-SO / 076SB-0105M-0001-SO	240-18544-23 / 240-18544-24	Dimethyl Phthalate	ND	ND	50.0	NA	Ok
076SB-0104M-0001-SO / 076SB-0105M-0001-SO	240-18544-23 / 240-18544-24	Fluoranthene	ND	ND	6.70	NA	Ok
076SB-0104M-0001-SO / 076SB-0105M-0001-SO	240-18544-23 / 240-18544-24	Fluorene	ND	ND	6.70	NA	Ok
076SB-0104M-0001-SO / 076SB-0105M-0001-SO	240-18544-23 / 240-18544-24	Hexachlorobenzene	ND	ND	6.70	NA	Ok
076SB-0104M-0001-SO / 076SB-0105M-0001-SO	240-18544-23 / 240-18544-24	Hexachlorobutadiene	ND	ND	50.0	NA	Ok
076SB-0104M-0001-SO / 076SB-0105M-0001-SO	240-18544-23 / 240-18544-24	Hexachlorocyclopentadiene	ND	ND	330	NA	Ok
076SB-0104M-0001-SO / 076SB-0105M-0001-SO	240-18544-23 / 240-18544-24	Hexachloroethane	ND	ND	50.0	NA	Ok

076SB-0104M-0001-SO / 076SB-0105M-0001-SO	240-18544-23 / 240-18544-24	Indeno(1,2,3-c,d)Pyrene	ND	ND	6.70	NA	Ok
076SB-0104M-0001-SO / 076SB-0105M-0001-SO	240-18544-23 / 240-18544-24	Isophorone	ND	ND	50.0	NA	Ok
076SB-0104M-0001-SO / 076SB-0105M-0001-SO	240-18544-23 / 240-18544-24	n-Nitrosodi-n-propylamine	ND	ND	50.0	NA	Ok
076SB-0104M-0001-SO / 076SB-0105M-0001-SO	240-18544-23 / 240-18544-24	n-Nitrosodiphenylamine	ND	ND	50.0	NA	Ok
076SB-0104M-0001-SO / 076SB-0105M-0001-SO	240-18544-23 / 240-18544-24	Naphthalene	ND	6.30	6.70		Ok
076SB-0104M-0001-SO / 076SB-0105M-0001-SO	240-18544-23 / 240-18544-24	Nitrobenzene	ND	ND	100	NA	Ok
076SB-0104M-0001-SO / 076SB-0105M-0001-SO	240-18544-23 / 240-18544-24	Pentachlorophenol	ND	ND	150	NA	Ok
076SB-0104M-0001-SO / 076SB-0105M-0001-SO	240-18544-23 / 240-18544-24	Phenanthrene	4.10	ND	6.70		Ok
076SB-0104M-0001-SO / 076SB-0105M-0001-SO	240-18544-23 / 240-18544-24	Phenol	ND	ND	50.0	NA	Ok
076SB-0104M-0001-SO / 076SB-0105M-0001-SO	240-18544-23 / 240-18544-24	Pyrene	ND	ND	6.70	NA	Ok

Location	Analysis
76-102-PCA-SB2	SW8330B

Field ID - Primary/Field Dup	Lab ID - Primary/Field Dup	Analyte	Primary Result	FD Result	RL	RPD	RPD Check
076SB-0104M-0001-SO / 076SB-0105M-0001-SO	240-18544-23 / 240-18544-24	1,3,5-Trinitrobenzene	ND	ND	0.250	NA	Ok
076SB-0104M-0001-SO / 076SB-0105M-0001-SO	240-18544-23 / 240-18544-24	1,3-Dinitrobenzene	ND	ND	0.250	NA	Ok
076SB-0104M-0001-SO / 076SB-0105M-0001-SO	240-18544-23 / 240-18544-24	2,4,6-Trinitrotoluene	ND	ND	0.250	NA	Ok
076SB-0104M-0001-SO / 076SB-0105M-0001-SO	240-18544-23 / 240-18544-24	2,4-Dinitrotoluene	ND	ND	0.250	NA	Ok
076SB-0104M-0001-SO / 076SB-0105M-0001-SO	240-18544-23 / 240-18544-24	2,6-Dinitrotoluene	ND	ND	0.250	NA	Ok
076SB-0104M-0001-SO / 076SB-0105M-0001-SO	240-18544-23 / 240-18544-24	2-Amino-4,6-dinitrotoluene	ND	ND	0.250	NA	Ok
076SB-0104M-0001-SO / 076SB-0105M-0001-SO	240-18544-23 / 240-18544-24	2-Nitrotoluene	ND	ND	0.250	NA	Ok
076SB-0104M-0001-SO / 076SB-0105M-0001-SO	240-18544-23 / 240-18544-24	3-Nitrotoluene	ND	ND	0.250	NA	Ok
076SB-0104M-0001-SO / 076SB-0105M-0001-SO	240-18544-23 / 240-18544-24	4-Amino-2,6-dinitrotoluene	ND	ND	0.250	NA	Ok
076SB-0104M-0001-SO / 076SB-0105M-0001-SO	240-18544-23 / 240-18544-24	4-Nitrotoluene	ND	ND	0.250	NA	Ok
076SB-0104M-0001-SO / 076SB-0105M-0001-SO	240-18544-23 / 240-18544-24	Hexahydro-1,3,5-trinitro-1,3,5-triazine	ND	ND	0.250	NA	Ok
076SB-0104M-0001-SO / 076SB-0105M-0001-SO	240-18544-23 / 240-18544-24	Nitrobenzene	ND	ND	0.250	NA	Ok
076SB-0104M-0001-SO / 076SB-0105M-0001-SO	240-18544-23 / 240-18544-24	Nitroglycerin	ND	ND	0.500	NA	Ok
076SB-0104M-0001-SO / 076SB-0105M-0001-SO	240-18544-23 / 240-18544-24	NITROGUANIDINE	ND	ND	0.250	NA	Ok
076SB-0104M-0001-SO / 076SB-0105M-0001-SO	240-18544-23 / 240-18544-24	Octahydro-1,3,5,7-tetranitro-1,3,5,7-tetrazocine	ND	ND	0.250	NA	Ok
076SB-0104M-0001-SO / 076SB-0105M-0001-SO	240-18544-23 / 240-18544-24	Pentaerythritol Tetranitrate	ND	ND	0.500	NA	Ok
076SB-0104M-0001-SO / 076SB-0105M-0001-SO	240-18544-23 / 240-18544-24	Tetryl	ND	ND	0.250	NA	Ok

Location	Analysis

76-102-PCA-SB3 SW8082

Field ID - Primary/Field Dup	Lab ID - Primary/Field Dup	Analyte	Primary Result	FD Result	RL	RPD	RPD Check
076SB-0106M-0001-SO / 076SB-0107M-0001-SO	240-18544-25 / 240-18544-26	PCB-1016 (Arochlor 1016)	ND	ND	65.0	NA	Ok
076SB-0106M-0001-SO / 076SB-0107M-0001-SO	240-18544-25 / 240-18544-26	PCB-1221 (Arochlor 1221)	ND	ND	50.0	NA	Ok
076SB-0106M-0001-SO / 076SB-0107M-0001-SO	240-18544-25 / 240-18544-26	PCB-1232 (Arochlor 1232)	ND	ND	45.0	NA	Ok
076SB-0106M-0001-SO / 076SB-0107M-0001-SO	240-18544-25 / 240-18544-26	PCB-1242 (Arochlor 1242)	ND	ND	40.0	NA	Ok
076SB-0106M-0001-SO / 076SB-0107M-0001-SO	240-18544-25 / 240-18544-26	PCB-1248 (Arochlor 1248)	ND	ND	55.0	NA	Ok
076SB-0106M-0001-SO / 076SB-0107M-0001-SO	240-18544-25 / 240-18544-26	PCB-1254 (Arochlor 1254)	ND	ND	55.0	NA	Ok
076SB-0106M-0001-SO / 076SB-0107M-0001-SO	240-18544-25 / 240-18544-26	PCB-1260 (Arochlor 1260)	ND	ND	55.0	NA	Ok

Location	Analysis
76-102-PCA-SB3	SW8260B

Field ID - Primary/Field Dup	Lab ID - Primary/Field Dup	Analyte	Primary Result	FD Result	RL	RPD	RPD Check
076SB-0106M-0001-SO / 076SB-0107M-0001-SO	240-18544-25 / 240-18544-26	1,1,1-Trichloroethane	ND	ND	4.70	NA	Ok
076SB-0106M-0001-SO / 076SB-0107M-0001-SO	240-18544-25 / 240-18544-26	1,1,2,2-Tetrachloroethane	ND	ND	4.70	NA	Ok
076SB-0106M-0001-SO / 076SB-0107M-0001-SO	240-18544-25 / 240-18544-26	1,1,2-Trichloroethane	ND	ND	4.70	NA	Ok
076SB-0106M-0001-SO / 076SB-0107M-0001-SO	240-18544-25 / 240-18544-26	1,1-Dichloroethane	ND	ND	4.70	NA	Ok
076SB-0106M-0001-SO / 076SB-0107M-0001-SO	240-18544-25 / 240-18544-26	1,1-Dichloroethene	ND	ND	4.70	NA	Ok
076SB-0106M-0001-SO / 076SB-0107M-0001-SO	240-18544-25 / 240-18544-26	1,2-Dibromoethane (Ethylene Dibromide)	ND	ND	4.70	NA	Ok
076SB-0106M-0001-SO / 076SB-0107M-0001-SO	240-18544-25 / 240-18544-26	1,2-Dichloroethane	ND	ND	4.70	NA	Ok
076SB-0106M-0001-SO / 076SB-0107M-0001-SO	240-18544-25 / 240-18544-26	1,2-Dichloropropane	ND	ND	4.70	NA	Ok
076SB-0106M-0001-SO / 076SB-0107M-0001-SO	240-18544-25 / 240-18544-26	2-Hexanone	ND	ND	19.0	NA	Ok
076SB-0106M-0001-SO / 076SB-0107M-0001-SO	240-18544-25 / 240-18544-26	Acetone	ND	ND	19.0	NA	Ok
076SB-0106M-0001-SO / 076SB-0107M-0001-SO	240-18544-25 / 240-18544-26	Benzene	ND	ND	4.70	NA	Ok
076SB-0106M-0001-SO / 076SB-0107M-0001-SO	240-18544-25 / 240-18544-26	Bromochloromethane	ND	ND	4.70	NA	Ok
076SB-0106M-0001-SO / 076SB-0107M-0001-SO	240-18544-25 / 240-18544-26	Bromodichloromethane	ND	ND	4.70	NA	Ok
076SB-0106M-0001-SO / 076SB-0107M-0001-SO	240-18544-25 / 240-18544-26	Bromoform	ND	ND	4.70	NA	Ok
076SB-0106M-0001-SO / 076SB-0107M-0001-SO	240-18544-25 / 240-18544-26	Bromomethane	ND	ND	4.70	NA	Ok
076SB-0106M-0001-SO / 076SB-0107M-0001-SO	240-18544-25 / 240-18544-26	Carbon Disulfide	ND	ND	4.70	NA	Ok
076SB-0106M-0001-SO / 076SB-0107M-0001-SO	240-18544-25 / 240-18544-26	Carbon Tetrachloride	ND	ND	4.70	NA	Ok
076SB-0106M-0001-SO / 076SB-0107M-0001-SO	240-18544-25 / 240-18544-26	Chlorobenzene	ND	ND	4.70	NA	Ok
076SB-0106M-0001-SO / 076SB-0107M-0001-SO	240-18544-25 / 240-18544-26	Chloroethane	ND	ND	4.70	NA	Ok
076SB-0106M-0001-SO / 076SB-0107M-0001-SO	240-18544-25 / 240-18544-26	Chloroform	ND	ND	4.70	NA	Ok

076SB-0106M-0001-SO / 076SB-0107M-0001-SO	240-18544-25 / 240-18544-26	Chloromethane	ND	ND	4.70	NA	Ok
076SB-0106M-0001-SO / 076SB-0107M-0001-SO	240-18544-25 / 240-18544-26	cis-1,3-Dichloropropene	ND	ND	4.70	NA	Ok
076SB-0106M-0001-SO / 076SB-0107M-0001-SO	240-18544-25 / 240-18544-26	Dibromochloromethane	ND	ND	4.70	NA	Ok
076SB-0106M-0001-SO / 076SB-0107M-0001-SO	240-18544-25 / 240-18544-26	Ethylbenzene	ND	ND	4.70	NA	Ok
076SB-0106M-0001-SO / 076SB-0107M-0001-SO	240-18544-25 / 240-18544-26	Methyl Ethyl Ketone (2-Butanone)	ND	ND	19.0	NA	Ok
076SB-0106M-0001-SO / 076SB-0107M-0001-SO	240-18544-25 / 240-18544-26	Methyl Isobutyl Ketone (4-Methyl-2-pentanone)	ND	ND	19.0	NA	Ok
076SB-0106M-0001-SO / 076SB-0107M-0001-SO	240-18544-25 / 240-18544-26	Methylene Chloride	ND	ND	4.70	NA	Ok
076SB-0106M-0001-SO / 076SB-0107M-0001-SO	240-18544-25 / 240-18544-26	Styrene	ND	ND	4.70	NA	Ok
076SB-0106M-0001-SO / 076SB-0107M-0001-SO	240-18544-25 / 240-18544-26	Tetrachloroethylene (PCE)	ND	ND	4.70	NA	Ok
076SB-0106M-0001-SO / 076SB-0107M-0001-SO	240-18544-25 / 240-18544-26	Toluene	0.970	1.00	4.70	3.05	Ok
076SB-0106M-0001-SO / 076SB-0107M-0001-SO	240-18544-25 / 240-18544-26	Total 1,2-Dichloroethene	ND	ND	9.40	NA	Ok
076SB-0106M-0001-SO / 076SB-0107M-0001-SO	240-18544-25 / 240-18544-26	trans-1,3-Dichloropropene	ND	ND	4.70	NA	Ok
076SB-0106M-0001-SO / 076SB-0107M-0001-SO	240-18544-25 / 240-18544-26	Trichloroethylene (TCE)	ND	ND	4.70	NA	Ok
076SB-0106M-0001-SO / 076SB-0107M-0001-SO	240-18544-25 / 240-18544-26	Vinyl Chloride	ND	ND	4.70	NA	Ok
076SB-0106M-0001-SO / 076SB-0107M-0001-SO	240-18544-25 / 240-18544-26	Xylenes, Total	ND	ND	9.40	NA	Ok

Location	Analysis
76-102-PCA-SB3	SW8270C

Field ID - Primary/Field Dup	Lab ID - Primary/Field Dup	Analyte	Primary Result	FD Result	RL	RPD	RPD Check
076SB-0106M-0001-SO / 076SB-0107M-0001-SO	240-18544-25 / 240-18544-26	1,2,4-Trichlorobenzene	ND	ND	50.0	NA	Ok
076SB-0106M-0001-SO / 076SB-0107M-0001-SO	240-18544-25 / 240-18544-26	1,2-Dichlorobenzene	ND	ND	50.0	NA	Ok
076SB-0106M-0001-SO / 076SB-0107M-0001-SO	240-18544-25 / 240-18544-26	1,3-Dichlorobenzene	ND	ND	50.0	NA	Ok
076SB-0106M-0001-SO / 076SB-0107M-0001-SO	240-18544-25 / 240-18544-26	1,4-Dichlorobenzene	ND	ND	50.0	NA	Ok
076SB-0106M-0001-SO / 076SB-0107M-0001-SO	240-18544-25 / 240-18544-26	2,4,5-Trichlorophenol	ND	ND	150	NA	Ok
076SB-0106M-0001-SO / 076SB-0107M-0001-SO	240-18544-25 / 240-18544-26	2,4,6-Trichlorophenol	ND	ND	150	NA	Ok
076SB-0106M-0001-SO / 076SB-0107M-0001-SO	240-18544-25 / 240-18544-26	2,4-Dichlorophenol	ND	ND	150	NA	Ok
076SB-0106M-0001-SO / 076SB-0107M-0001-SO	240-18544-25 / 240-18544-26	2,4-Dimethylphenol	ND	ND	150	NA	Ok
076SB-0106M-0001-SO / 076SB-0107M-0001-SO	240-18544-25 / 240-18544-26	2,4-Dinitrophenol	ND	ND	330	NA	Ok
076SB-0106M-0001-SO / 076SB-0107M-0001-SO	240-18544-25 / 240-18544-26	2,4-Dinitrotoluene	ND	ND	200	NA	Ok
076SB-0106M-0001-SO / 076SB-0107M-0001-SO	240-18544-25 / 240-18544-26	2,6-Dinitrotoluene	ND	ND	200	NA	Ok
076SB-0106M-0001-SO / 076SB-0107M-0001-SO	240-18544-25 / 240-18544-26	2-Chloronaphthalene	ND	ND	50.0	NA	Ok
076SB-0106M-0001-SO / 076SB-0107M-0001-SO	240-18544-25 / 240-18544-26	2-Chlorophenol	ND	ND	50.0	NA	Ok
076SB-0106M-0001-SO / 076SB-0107M-0001-SO	240-18544-25 / 240-18544-26	2-Methylnaphthalene	4.20	4.70	6.60	11.2	Ok
076SB-0106M-0001-SO / 076SB-0107M-0001-SO	240-18544-25 / 240-18544-26	2-Methylnaphthalene	4.60	4.70	6.60	2.15	Ok

076SB-0106M-0001-SO / 076SB-0107M-0001-SO	240-18544-25 / 240-18544-26	2-Methylphenol (o-Cresol)	ND	ND	200	NA	Ok
076SB-0106M-0001-SO / 076SB-0107M-0001-SO	240-18544-25 / 240-18544-26	2-Nitroaniline	ND	ND	200	NA	Ok
076SB-0106M-0001-SO / 076SB-0107M-0001-SO	240-18544-25 / 240-18544-26	2-Nitrophenol	ND	ND	50.0	NA	Ok
076SB-0106M-0001-SO / 076SB-0107M-0001-SO	240-18544-25 / 240-18544-26	3,3'-Dichlorobenzidine	ND	ND	99.0	NA	Ok
076SB-0106M-0001-SO / 076SB-0107M-0001-SO	240-18544-25 / 240-18544-26	3-Nitroaniline	ND	ND	200	NA	Ok
076SB-0106M-0001-SO / 076SB-0107M-0001-SO	240-18544-25 / 240-18544-26	4,6-Dinitro-2-Methylphenol	ND	ND	150	NA	Ok
076SB-0106M-0001-SO / 076SB-0107M-0001-SO	240-18544-25 / 240-18544-26	4-Bromophenyl phenyl ether	ND	ND	50.0	NA	Ok
076SB-0106M-0001-SO / 076SB-0107M-0001-SO	240-18544-25 / 240-18544-26	4-Chloro-3-Methylphenol	ND	ND	150	NA	Ok
076SB-0106M-0001-SO / 076SB-0107M-0001-SO	240-18544-25 / 240-18544-26	4-Chloroaniline	ND	ND	150	NA	Ok
076SB-0106M-0001-SO / 076SB-0107M-0001-SO	240-18544-25 / 240-18544-26	4-Chlorophenyl Phenyl Ether	ND	ND	50.0	NA	Ok
076SB-0106M-0001-SO / 076SB-0107M-0001-SO	240-18544-25 / 240-18544-26	4-Nitroaniline	ND	ND	200	NA	Ok
076SB-0106M-0001-SO / 076SB-0107M-0001-SO	240-18544-25 / 240-18544-26	4-Nitrophenol	ND	ND	330	NA	Ok
076SB-0106M-0001-SO / 076SB-0107M-0001-SO	240-18544-25 / 240-18544-26	Acenaphthene	ND	ND	6.60	NA	Ok
076SB-0106M-0001-SO / 076SB-0107M-0001-SO	240-18544-25 / 240-18544-26	Acenaphthylene	ND	ND	6.60	NA	Ok
076SB-0106M-0001-SO / 076SB-0107M-0001-SO	240-18544-25 / 240-18544-26	Anthracene	ND	ND	6.60	NA	Ok
076SB-0106M-0001-SO / 076SB-0107M-0001-SO	240-18544-25 / 240-18544-26	Benzo(a)anthracene	ND	ND	6.60	NA	Ok
076SB-0106M-0001-SO / 076SB-0107M-0001-SO	240-18544-25 / 240-18544-26	Benzo(a)pyrene	ND	ND	6.60	NA	Ok
076SB-0106M-0001-SO / 076SB-0107M-0001-SO	240-18544-25 / 240-18544-26	Benzo(b)fluoranthene	ND	ND	6.60	NA	Ok
076SB-0106M-0001-SO / 076SB-0107M-0001-SO	240-18544-25 / 240-18544-26	Benzo(g,h,i)perylene	ND	ND	6.60	NA	Ok
076SB-0106M-0001-SO / 076SB-0107M-0001-SO	240-18544-25 / 240-18544-26	Benzo(k)fluoranthene	ND	ND	6.60	NA	Ok
076SB-0106M-0001-SO / 076SB-0107M-0001-SO	240-18544-25 / 240-18544-26	Benzoic acid	ND	ND	650	NA	Ok
076SB-0106M-0001-SO / 076SB-0107M-0001-SO	240-18544-25 / 240-18544-26	Benzyl alcohol	ND	ND	330	NA	Ok
076SB-0106M-0001-SO / 076SB-0107M-0001-SO	240-18544-25 / 240-18544-26	Benzyl butyl phthalate	ND	ND	50.0	NA	Ok
076SB-0106M-0001-SO / 076SB-0107M-0001-SO	240-18544-25 / 240-18544-26	bis(2-Chloroethoxy) Methane	ND	ND	99.0	NA	Ok
076SB-0106M-0001-SO / 076SB-0107M-0001-SO	240-18544-25 / 240-18544-26	bis(2-Chloroethyl) Ether (2-Chloroethyl Ether)	ND	ND	99.0	NA	Ok
076SB-0106M-0001-SO / 076SB-0107M-0001-SO	240-18544-25 / 240-18544-26	bis(2-Chloroisopropyl) Ether	ND	ND	99.0	NA	Ok
076SB-0106M-0001-SO / 076SB-0107M-0001-SO	240-18544-25 / 240-18544-26	bis(2-Ethylhexyl) Phthalate	ND	ND	50.0	NA	Ok
076SB-0106M-0001-SO / 076SB-0107M-0001-SO	240-18544-25 / 240-18544-26	bis(2-Ethylhexyl) Phthalate	21.0	ND	50.0		Ok
076SB-0106M-0001-SO / 076SB-0107M-0001-SO	240-18544-25 / 240-18544-26	Carbazole	ND	ND	50.0	NA	Ok
076SB-0106M-0001-SO / 076SB-0107M-0001-SO	240-18544-25 / 240-18544-26	Chrysene	ND	ND	6.60	NA	Ok
076SB-0106M-0001-SO / 076SB-0107M-0001-SO	240-18544-25 / 240-18544-26	Cresols, m & p	ND	ND	400	NA	Ok
076SB-0106M-0001-SO / 076SB-0107M-0001-SO	240-18544-25 / 240-18544-26	Di-n-Butyl Phthalate	ND	ND	50.0	NA	Ok
076SB-0106M-0001-SO / 076SB-0107M-0001-SO	240-18544-25 / 240-18544-26	Di-n-Octylphthalate	ND	ND	50.0	NA	Ok
076SB-0106M-0001-SO / 076SB-0107M-0001-SO	240-18544-25 / 240-18544-26	Dibenz(a,h)anthracene	ND	ND	6.60	NA	Ok

076SB-0106M-0001-SO / 076SB-0107M-0001-SO	240-18544-25 / 240-18544-26	Dibenzofuran	ND	ND	50.0	NA	Ok
076SB-0106M-0001-SO / 076SB-0107M-0001-SO	240-18544-25 / 240-18544-26	Diethyl Phthalate	ND	ND	50.0	NA	Ok
076SB-0106M-0001-SO / 076SB-0107M-0001-SO	240-18544-25 / 240-18544-26	Dimethyl Phthalate	ND	ND	50.0	NA	Ok
076SB-0106M-0001-SO / 076SB-0107M-0001-SO	240-18544-25 / 240-18544-26	Fluoranthene	ND	ND	6.60	NA	Ok
076SB-0106M-0001-SO / 076SB-0107M-0001-SO	240-18544-25 / 240-18544-26	Fluorene	ND	ND	6.60	NA	Ok
076SB-0106M-0001-SO / 076SB-0107M-0001-SO	240-18544-25 / 240-18544-26	Hexachlorobenzene	ND	ND	6.60	NA	Ok
076SB-0106M-0001-SO / 076SB-0107M-0001-SO	240-18544-25 / 240-18544-26	Hexachlorobutadiene	ND	ND	50.0	NA	Ok
076SB-0106M-0001-SO / 076SB-0107M-0001-SO	240-18544-25 / 240-18544-26	Hexachlorocyclopentadiene	ND	ND	330	NA	Ok
076SB-0106M-0001-SO / 076SB-0107M-0001-SO	240-18544-25 / 240-18544-26	Hexachloroethane	ND	ND	50.0	NA	Ok
076SB-0106M-0001-SO / 076SB-0107M-0001-SO	240-18544-25 / 240-18544-26	Indeno(1,2,3-c,d)Pyrene	ND	ND	6.60	NA	Ok
076SB-0106M-0001-SO / 076SB-0107M-0001-SO	240-18544-25 / 240-18544-26	Isophorone	ND	ND	50.0	NA	Ok
076SB-0106M-0001-SO / 076SB-0107M-0001-SO	240-18544-25 / 240-18544-26	Isophorone	33.0	ND	50.0		Ok
076SB-0106M-0001-SO / 076SB-0107M-0001-SO	240-18544-25 / 240-18544-26	n-Nitrosodi-n-propylamine	ND	ND	50.0	NA	Ok
076SB-0106M-0001-SO / 076SB-0107M-0001-SO	240-18544-25 / 240-18544-26	n-Nitrosodiphenylamine	ND	ND	50.0	NA	Ok
076SB-0106M-0001-SO / 076SB-0107M-0001-SO	240-18544-25 / 240-18544-26	Naphthalene	4.50	ND	6.60		Ok
076SB-0106M-0001-SO / 076SB-0107M-0001-SO	240-18544-25 / 240-18544-26	Naphthalene	5.70	ND	6.60		Ok
076SB-0106M-0001-SO / 076SB-0107M-0001-SO	240-18544-25 / 240-18544-26	Nitrobenzene	ND	ND	99.0	NA	Ok
076SB-0106M-0001-SO / 076SB-0107M-0001-SO	240-18544-25 / 240-18544-26	Pentachlorophenol	ND	ND	150	NA	Ok
076SB-0106M-0001-SO / 076SB-0107M-0001-SO	240-18544-25 / 240-18544-26	Phenanthrene	ND	ND	6.60	NA	Ok
076SB-0106M-0001-SO / 076SB-0107M-0001-SO	240-18544-25 / 240-18544-26	Phenol	ND	ND	50.0	NA	Ok
076SB-0106M-0001-SO / 076SB-0107M-0001-SO	240-18544-25 / 240-18544-26	Pyrene	ND	ND	6.60	NA	Ok

Location	Analysis
76-102-PCA-SB3	SW8330B

Field ID - Primary/Field Dup	Lab ID - Primary/Field Dup	Analyte	Primary Result	FD Result	RL	RPD	RPD Check
076SB-0106M-0001-SO / 076SB-0107M-0001-SO	240-18544-25 / 240-18544-26	1,3,5-Trinitrobenzene	ND	ND	0.250	NA	Ok
076SB-0106M-0001-SO / 076SB-0107M-0001-SO	240-18544-25 / 240-18544-26	1,3-Dinitrobenzene	ND	ND	0.250	NA	Ok
076SB-0106M-0001-SO / 076SB-0107M-0001-SO	240-18544-25 / 240-18544-26	2,4,6-Trinitrotoluene	ND	ND	0.250	NA	Ok
076SB-0106M-0001-SO / 076SB-0107M-0001-SO	240-18544-25 / 240-18544-26	2,4-Dinitrotoluene	ND	ND	0.250	NA	Ok
076SB-0106M-0001-SO / 076SB-0107M-0001-SO	240-18544-25 / 240-18544-26	2,6-Dinitrotoluene	ND	ND	0.250	NA	Ok
076SB-0106M-0001-SO / 076SB-0107M-0001-SO	240-18544-25 / 240-18544-26	2-Amino-4,6-dinitrotoluene	ND	ND	0.250	NA	Ok
076SB-0106M-0001-SO / 076SB-0107M-0001-SO	240-18544-25 / 240-18544-26	2-Nitrotoluene	ND	ND	0.250	NA	Ok
076SB-0106M-0001-SO / 076SB-0107M-0001-SO	240-18544-25 / 240-18544-26	3-Nitrotoluene	ND	ND	0.250	NA	Ok
076SB-0106M-0001-SO / 076SB-0107M-0001-SO	240-18544-25 / 240-18544-26	4-Amino-2,6-dinitrotoluene	ND	ND	0.250	NA	Ok

076SB-0106M-0001-SO / 076SB-0107M-0001-SO	240-18544-25 / 240-18544-26	4-Nitrotoluene	ND	ND	0.250	NA	Ok
076SB-0106M-0001-SO / 076SB-0107M-0001-SO	240-18544-25 / 240-18544-26	Hexahydro-1,3,5-trinitro-1,3,5-triazine	ND	ND	0.250	NA	Ok
076SB-0106M-0001-SO / 076SB-0107M-0001-SO	240-18544-25 / 240-18544-26	Nitrobenzene	ND	ND	0.250	NA	Ok
076SB-0106M-0001-SO / 076SB-0107M-0001-SO	240-18544-25 / 240-18544-26	Nitroglycerin	ND	ND	0.500	NA	Ok
076SB-0106M-0001-SO / 076SB-0107M-0001-SO	240-18544-25 / 240-18544-26	NITROGUANIDINE	ND	ND	0.250	NA	Ok
076SB-0106M-0001-SO / 076SB-0107M-0001-SO	240-18544-25 / 240-18544-26	Octahydro-1,3,5,7-tetranitro-1,3,5,7-tetrazocine	ND	ND	0.250	NA	Ok
076SB-0106M-0001-SO / 076SB-0107M-0001-SO	240-18544-25 / 240-18544-26	Pentaerythritol Tetranitrate	ND	ND	0.500	NA	Ok
076SB-0106M-0001-SO / 076SB-0107M-0001-SO	240-18544-25 / 240-18544-26	Tetryl	ND	ND	0.250	NA	Ok

Location	Analysis
76-A3-UST	SW6020

Field ID - Primary/Field Dup	Lab ID - Primary/Field Dup	Analyte	Primary Result	FD Result	RL	RPD	RPD Check
076SB-0110M-0001-SO / 076SB-0111M-0001-SO	240-18544-29 / 240-18544-30	Aluminum	8100	6700	2.60	18.9	Ok
076SB-0110M-0001-SO / 076SB-0111M-0001-SO	240-18544-29 / 240-18544-30	Antimony	0.0820	0.0820	0.170	0.00	Ok
076SB-0110M-0001-SO / 076SB-0111M-0001-SO	240-18544-29 / 240-18544-30	Arsenic	15.0	14.0	0.0860	6.90	Ok
076SB-0110M-0001-SO / 076SB-0111M-0001-SO	240-18544-29 / 240-18544-30	Barium	38.0	32.0	0.860	17.1	Ok
076SB-0110M-0001-SO / 076SB-0111M-0001-SO	240-18544-29 / 240-18544-30	Beryllium	0.430	0.380	0.0860	12.3	Ok
076SB-0110M-0001-SO / 076SB-0111M-0001-SO	240-18544-29 / 240-18544-30	Cadmium	0.160	0.150	0.0860	6.45	Ok
076SB-0110M-0001-SO / 076SB-0111M-0001-SO	240-18544-29 / 240-18544-30	Calcium	2900	3300	8.60	12.9	Ok
076SB-0110M-0001-SO / 076SB-0111M-0001-SO	240-18544-29 / 240-18544-30	Chromium	17.0	14.0	0.170	19.4	Ok
076SB-0110M-0001-SO / 076SB-0111M-0001-SO	240-18544-29 / 240-18544-30	Cobalt	8.80	7.40	0.0430	17.3	Ok
076SB-0110M-0001-SO / 076SB-0111M-0001-SO	240-18544-29 / 240-18544-30	Copper	17.0	14.0	0.170	19.4	Ok
076SB-0110M-0001-SO / 076SB-0111M-0001-SO	240-18544-29 / 240-18544-30	Iron	22000	21000	4.30	4.65	Ok
076SB-0110M-0001-SO / 076SB-0111M-0001-SO	240-18544-29 / 240-18544-30	Lead	11.0	9.80	0.0860	11.5	Ok
076SB-0110M-0001-SO / 076SB-0111M-0001-SO	240-18544-29 / 240-18544-30	Magnesium	2500	2100	8.60	17.4	Ok
076SB-0110M-0001-SO / 076SB-0111M-0001-SO	240-18544-29 / 240-18544-30	Manganese	400	350	0.430	13.3	Ok
076SB-0110M-0001-SO / 076SB-0111M-0001-SO	240-18544-29 / 240-18544-30	Nickel	21.0	18.0	0.0860	15.4	Ok
076SB-0110M-0001-SO / 076SB-0111M-0001-SO	240-18544-29 / 240-18544-30	Potassium	870	700	8.60	21.7	Ok
076SB-0110M-0001-SO / 076SB-0111M-0001-SO	240-18544-29 / 240-18544-30	Selenium	0.420	0.710	0.430	51.3	Out
076SB-0110M-0001-SO / 076SB-0111M-0001-SO	240-18544-29 / 240-18544-30	Silver	0.0210	0.0220	0.0860	4.65	Ok
076SB-0110M-0001-SO / 076SB-0111M-0001-SO	240-18544-29 / 240-18544-30	Sodium	35.0	37.0	8.60	5.56	Ok
076SB-0110M-0001-SO / 076SB-0111M-0001-SO	240-18544-29 / 240-18544-30	Thallium	0.110	0.0930	0.0860	16.7	Ok
076SB-0110M-0001-SO / 076SB-0111M-0001-SO	240-18544-29 / 240-18544-30	Vanadium	14.0	12.0	0.0860	15.4	Ok
076SB-0110M-0001-SO / 076SB-0111M-0001-SO	240-18544-29 / 240-18544-30	Zinc	52.0	40.0	0.430	26.1	Ok

Location	Analysis
76-A3-UST	SW7471A

Field ID - Primary/Field Dup	Lab ID - Primary/Field Dup	Analyte	Primary Result	FD Result	RL	RPD	RPD Check
076SB-0110M-0001-SO / 076SB-0111M-0001-SO	240-18544-29 / 240-18544-30	Mercury	0.0230	0.0220	0.0970	4.44	Ok

Location	Analysis
76-A3-UST	SW8260B

Field ID - Primary/Field Dup	Lab ID - Primary/Field Dup	Analyte	Primary Result	FD Result	RL	RPD	RPD Check
076SB-0110M-0001-SO / 076SB-0111M-0001-SO	240-18544-29 / 240-18544-30	1,1,1-Trichloroethane	ND	ND	5.00	NA	Ok
076SB-0110M-0001-SO / 076SB-0111M-0001-SO	240-18544-29 / 240-18544-30	1,1,2,2-Tetrachloroethane	ND	ND	5.00	NA	Ok
076SB-0110M-0001-SO / 076SB-0111M-0001-SO	240-18544-29 / 240-18544-30	1,1,2-Trichloroethane	ND	ND	5.00	NA	Ok
076SB-0110M-0001-SO / 076SB-0111M-0001-SO	240-18544-29 / 240-18544-30	1,1-Dichloroethane	ND	ND	5.00	NA	Ok
076SB-0110M-0001-SO / 076SB-0111M-0001-SO	240-18544-29 / 240-18544-30	1,1-Dichloroethene	ND	ND	5.00	NA	Ok
076SB-0110M-0001-SO / 076SB-0111M-0001-SO	240-18544-29 / 240-18544-30	1,2-Dibromoethane (Ethylene Dibromide)	ND	ND	5.00	NA	Ok
076SB-0110M-0001-SO / 076SB-0111M-0001-SO	240-18544-29 / 240-18544-30	1,2-Dichloroethane	ND	ND	5.00	NA	Ok
076SB-0110M-0001-SO / 076SB-0111M-0001-SO	240-18544-29 / 240-18544-30	1,2-Dichloropropane	ND	ND	5.00	NA	Ok
076SB-0110M-0001-SO / 076SB-0111M-0001-SO	240-18544-29 / 240-18544-30	2-Hexanone	ND	ND	20.0	NA	Ok
076SB-0110M-0001-SO / 076SB-0111M-0001-SO	240-18544-29 / 240-18544-30	Acetone	30.0	30.0	20.0	0.00	Ok
076SB-0110M-0001-SO / 076SB-0111M-0001-SO	240-18544-29 / 240-18544-30	Benzene	ND	ND	5.00	NA	Ok
076SB-0110M-0001-SO / 076SB-0111M-0001-SO	240-18544-29 / 240-18544-30	Bromochloromethane	ND	ND	5.00	NA	Ok
076SB-0110M-0001-SO / 076SB-0111M-0001-SO	240-18544-29 / 240-18544-30	Bromodichloromethane	ND	ND	5.00	NA	Ok
076SB-0110M-0001-SO / 076SB-0111M-0001-SO	240-18544-29 / 240-18544-30	Bromoform	ND	ND	5.00	NA	Ok
076SB-0110M-0001-SO / 076SB-0111M-0001-SO	240-18544-29 / 240-18544-30	Bromomethane	ND	ND	5.00	NA	Ok
076SB-0110M-0001-SO / 076SB-0111M-0001-SO	240-18544-29 / 240-18544-30	Carbon Disulfide	ND	ND	5.00	NA	Ok
076SB-0110M-0001-SO / 076SB-0111M-0001-SO	240-18544-29 / 240-18544-30	Carbon Tetrachloride	ND	ND	5.00	NA	Ok
076SB-0110M-0001-SO / 076SB-0111M-0001-SO	240-18544-29 / 240-18544-30	Chlorobenzene	ND	ND	5.00	NA	Ok
076SB-0110M-0001-SO / 076SB-0111M-0001-SO	240-18544-29 / 240-18544-30	Chloroethane	ND	ND	5.00	NA	Ok
076SB-0110M-0001-SO / 076SB-0111M-0001-SO	240-18544-29 / 240-18544-30	Chloroform	ND	ND	5.00	NA	Ok
076SB-0110M-0001-SO / 076SB-0111M-0001-SO	240-18544-29 / 240-18544-30	Chloromethane	ND	ND	5.00	NA	Ok
076SB-0110M-0001-SO / 076SB-0111M-0001-SO	240-18544-29 / 240-18544-30	cis-1,3-Dichloropropene	ND	ND	5.00	NA	Ok
076SB-0110M-0001-SO / 076SB-0111M-0001-SO	240-18544-29 / 240-18544-30	Dibromochloromethane	ND	ND	5.00	NA	Ok
076SB-0110M-0001-SO / 076SB-0111M-0001-SO	240-18544-29 / 240-18544-30	Ethylbenzene	ND	ND	5.00	NA	Ok

076SB-0110M-0001-SO / 076SB-0111M-0001-SO	240-18544-29 / 240-18544-30	Methyl Ethyl Ketone (2-Butanone)	4.20	5.60	20.0	28.6	Ok
076SB-0110M-0001-SO / 076SB-0111M-0001-SO	240-18544-29 / 240-18544-30	Methyl Isobutyl Ketone (4-Methyl-2-pentanone)	ND	ND	20.0	NA	Ok
076SB-0110M-0001-SO / 076SB-0111M-0001-SO	240-18544-29 / 240-18544-30	Methylene Chloride	ND	ND	5.00	NA	Ok
076SB-0110M-0001-SO / 076SB-0111M-0001-SO	240-18544-29 / 240-18544-30	Styrene	ND	ND	5.00	NA	Ok
076SB-0110M-0001-SO / 076SB-0111M-0001-SO	240-18544-29 / 240-18544-30	Tetrachloroethylene (PCE)	ND	ND	5.00	NA	Ok
076SB-0110M-0001-SO / 076SB-0111M-0001-SO	240-18544-29 / 240-18544-30	Toluene	1.20	0.950	5.00	23.3	Ok
076SB-0110M-0001-SO / 076SB-0111M-0001-SO	240-18544-29 / 240-18544-30	Total 1,2-Dichloroethene	ND	ND	10.0	NA	Ok
076SB-0110M-0001-SO / 076SB-0111M-0001-SO	240-18544-29 / 240-18544-30	trans-1,3-Dichloropropene	ND	ND	5.00	NA	Ok
076SB-0110M-0001-SO / 076SB-0111M-0001-SO	240-18544-29 / 240-18544-30	Trichloroethylene (TCE)	ND	ND	5.00	NA	Ok
076SB-0110M-0001-SO / 076SB-0111M-0001-SO	240-18544-29 / 240-18544-30	Vinyl Chloride	ND	ND	5.00	NA	Ok
076SB-0110M-0001-SO / 076SB-0111M-0001-SO	240-18544-29 / 240-18544-30	Xylenes, Total	ND	ND	10.0	NA	Ok

Location	Analysis
76-A3-UST	SW8270C

Field ID - Primary/Field Dup	Lab ID - Primary/Field Dup	Analyte	Primary Result	FD Result	RL	RPD	RPD Check
076SB-0110M-0001-SO / 076SB-0111M-0001-SO	240-18544-29 / 240-18544-30	1,2,4-Trichlorobenzene	ND	ND	50.0	NA	Ok
076SB-0110M-0001-SO / 076SB-0111M-0001-SO	240-18544-29 / 240-18544-30	1,2-Dichlorobenzene	ND	ND	50.0	NA	Ok
076SB-0110M-0001-SO / 076SB-0111M-0001-SO	240-18544-29 / 240-18544-30	1,3-Dichlorobenzene	ND	ND	50.0	NA	Ok
076SB-0110M-0001-SO / 076SB-0111M-0001-SO	240-18544-29 / 240-18544-30	1,4-Dichlorobenzene	ND	ND	50.0	NA	Ok
076SB-0110M-0001-SO / 076SB-0111M-0001-SO	240-18544-29 / 240-18544-30	2,4,5-Trichlorophenol	ND	ND	150	NA	Ok
076SB-0110M-0001-SO / 076SB-0111M-0001-SO	240-18544-29 / 240-18544-30	2,4,6-Trichlorophenol	ND	ND	150	NA	Ok
076SB-0110M-0001-SO / 076SB-0111M-0001-SO	240-18544-29 / 240-18544-30	2,4-Dichlorophenol	ND	ND	150	NA	Ok
076SB-0110M-0001-SO / 076SB-0111M-0001-SO	240-18544-29 / 240-18544-30	2,4-Dimethylphenol	ND	ND	150	NA	Ok
076SB-0110M-0001-SO / 076SB-0111M-0001-SO	240-18544-29 / 240-18544-30	2,4-Dinitrophenol	ND	ND	330	NA	Ok
076SB-0110M-0001-SO / 076SB-0111M-0001-SO	240-18544-29 / 240-18544-30	2,4-Dinitrotoluene	ND	ND	200	NA	Ok
076SB-0110M-0001-SO / 076SB-0111M-0001-SO	240-18544-29 / 240-18544-30	2,6-Dinitrotoluene	ND	ND	200	NA	Ok
076SB-0110M-0001-SO / 076SB-0111M-0001-SO	240-18544-29 / 240-18544-30	2-Chloronaphthalene	ND	ND	50.0	NA	Ok
076SB-0110M-0001-SO / 076SB-0111M-0001-SO	240-18544-29 / 240-18544-30	2-Chlorophenol	ND	ND	50.0	NA	Ok
076SB-0110M-0001-SO / 076SB-0111M-0001-SO	240-18544-29 / 240-18544-30	2-Methylnaphthalene	10.0	13.0	6.60	26.1	Ok
076SB-0110M-0001-SO / 076SB-0111M-0001-SO	240-18544-29 / 240-18544-30	2-Methylphenol (o-Cresol)	ND	ND	200	NA	Ok
076SB-0110M-0001-SO / 076SB-0111M-0001-SO	240-18544-29 / 240-18544-30	2-Nitroaniline	ND	ND	200	NA	Ok
076SB-0110M-0001-SO / 076SB-0111M-0001-SO	240-18544-29 / 240-18544-30	2-Nitrophenol	ND	ND	50.0	NA	Ok
076SB-0110M-0001-SO / 076SB-0111M-0001-SO	240-18544-29 / 240-18544-30	3,3'-Dichlorobenzidine	ND	ND	99.0	NA	Ok
076SB-0110M-0001-SO / 076SB-0111M-0001-SO	240-18544-29 / 240-18544-30	3-Nitroaniline	ND	ND	200	NA	Ok

076SB-0110M-0001-SO / 076SB-0111M-0001-SO	240-18544-29 / 240-18544-30	4,6-Dinitro-2-Methylphenol	ND	ND	150	NA	Ok
076SB-0110M-0001-SO / 076SB-0111M-0001-SO	240-18544-29 / 240-18544-30	4-Bromophenyl phenyl ether	ND	ND	50.0	NA	Ok
076SB-0110M-0001-SO / 076SB-0111M-0001-SO	240-18544-29 / 240-18544-30	4-Chloro-3-Methylphenol	ND	ND	150	NA	Ok
076SB-0110M-0001-SO / 076SB-0111M-0001-SO	240-18544-29 / 240-18544-30	4-Chloroaniline	ND	ND	150	NA	Ok
076SB-0110M-0001-SO / 076SB-0111M-0001-SO	240-18544-29 / 240-18544-30	4-Chlorophenyl Phenyl Ether	ND	ND	50.0	NA	Ok
076SB-0110M-0001-SO / 076SB-0111M-0001-SO	240-18544-29 / 240-18544-30	4-Nitroaniline	ND	ND	200	NA	Ok
076SB-0110M-0001-SO / 076SB-0111M-0001-SO	240-18544-29 / 240-18544-30	4-Nitrophenol	ND	ND	330	NA	Ok
076SB-0110M-0001-SO / 076SB-0111M-0001-SO	240-18544-29 / 240-18544-30	Acenaphthene	ND	ND	6.60	NA	Ok
076SB-0110M-0001-SO / 076SB-0111M-0001-SO	240-18544-29 / 240-18544-30	Acenaphthylene	ND	ND	6.60	NA	Ok
076SB-0110M-0001-SO / 076SB-0111M-0001-SO	240-18544-29 / 240-18544-30	Anthracene	ND	13.0	6.60		Ok
076SB-0110M-0001-SO / 076SB-0111M-0001-SO	240-18544-29 / 240-18544-30	Benzo(a)anthracene	21.0	31.0	6.60	38.5	Ok
076SB-0110M-0001-SO / 076SB-0111M-0001-SO	240-18544-29 / 240-18544-30	Benzo(a)pyrene	20.0	23.0	6.60	14.0	Ok
076SB-0110M-0001-SO / 076SB-0111M-0001-SO	240-18544-29 / 240-18544-30	Benzo(b)fluoranthene	30.0	32.0	6.60	6.45	Ok
076SB-0110M-0001-SO / 076SB-0111M-0001-SO	240-18544-29 / 240-18544-30	Benzo(g,h,i)perylene	12.0	15.0	6.60	22.2	Ok
076SB-0110M-0001-SO / 076SB-0111M-0001-SO	240-18544-29 / 240-18544-30	Benzo(k)fluoranthene	7.70	10.0	6.60	26.0	Ok
076SB-0110M-0001-SO / 076SB-0111M-0001-SO	240-18544-29 / 240-18544-30	Benzoic acid	ND	ND	660	NA	Ok
076SB-0110M-0001-SO / 076SB-0111M-0001-SO	240-18544-29 / 240-18544-30	Benzyl alcohol	ND	ND	330	NA	Ok
076SB-0110M-0001-SO / 076SB-0111M-0001-SO	240-18544-29 / 240-18544-30	Benzyl butyl phthalate	ND	ND	50.0	NA	Ok
076SB-0110M-0001-SO / 076SB-0111M-0001-SO	240-18544-29 / 240-18544-30	bis(2-Chloroethoxy) Methane	ND	ND	99.0	NA	Ok
076SB-0110M-0001-SO / 076SB-0111M-0001-SO	240-18544-29 / 240-18544-30	bis(2-Chloroethyl) Ether (2-Chloroethyl Ether)	ND	ND	99.0	NA	Ok
076SB-0110M-0001-SO / 076SB-0111M-0001-SO	240-18544-29 / 240-18544-30	bis(2-Chloroisopropyl) Ether	ND	ND	99.0	NA	Ok
076SB-0110M-0001-SO / 076SB-0111M-0001-SO	240-18544-29 / 240-18544-30	bis(2-Ethylhexyl) Phthalate	ND	ND	50.0	NA	Ok
076SB-0110M-0001-SO / 076SB-0111M-0001-SO	240-18544-29 / 240-18544-30	Carbazole	ND	ND	50.0	NA	Ok
076SB-0110M-0001-SO / 076SB-0111M-0001-SO	240-18544-29 / 240-18544-30	Chrysene	20.0	28.0	6.60	33.3	Ok
076SB-0110M-0001-SO / 076SB-0111M-0001-SO	240-18544-29 / 240-18544-30	Cresols, m & p	ND	ND	400	NA	Ok
076SB-0110M-0001-SO / 076SB-0111M-0001-SO	240-18544-29 / 240-18544-30	Di-n-Butyl Phthalate	ND	ND	50.0	NA	Ok
076SB-0110M-0001-SO / 076SB-0111M-0001-SO	240-18544-29 / 240-18544-30	Di-n-Octylphthalate	ND	ND	50.0	NA	Ok
076SB-0110M-0001-SO / 076SB-0111M-0001-SO	240-18544-29 / 240-18544-30	Dibenz(a,h)anthracene	ND	ND	6.60	NA	Ok
076SB-0110M-0001-SO / 076SB-0111M-0001-SO	240-18544-29 / 240-18544-30	Dibenzofuran	3.40	8.50	50.0	85.7	Out
076SB-0110M-0001-SO / 076SB-0111M-0001-SO	240-18544-29 / 240-18544-30	Diethyl Phthalate	ND	ND	50.0	NA	Ok
076SB-0110M-0001-SO / 076SB-0111M-0001-SO	240-18544-29 / 240-18544-30	Dimethyl Phthalate	ND	ND	50.0	NA	Ok
076SB-0110M-0001-SO / 076SB-0111M-0001-SO	240-18544-29 / 240-18544-30	Fluoranthene	22.0	64.0	6.60	97.7	Out
076SB-0110M-0001-SO / 076SB-0111M-0001-SO	240-18544-29 / 240-18544-30	Fluorene	ND	7.40	6.60		Ok
076SB-0110M-0001-SO / 076SB-0111M-0001-SO	240-18544-29 / 240-18544-30	Hexachlorobenzene	ND	ND	6.60	NA	Ok

076SB-0110M-0001-SO / 076SB-0111M-0001-SO	240-18544-29 / 240-18544-30	Hexachlorobutadiene	ND	ND	50.0	NA	Ok
076SB-0110M-0001-SO / 076SB-0111M-0001-SO	240-18544-29 / 240-18544-30	Hexachlorocyclopentadiene	ND	ND	330	NA	Ok
076SB-0110M-0001-SO / 076SB-0111M-0001-SO	240-18544-29 / 240-18544-30	Hexachloroethane	ND	ND	50.0	NA	Ok
076SB-0110M-0001-SO / 076SB-0111M-0001-SO	240-18544-29 / 240-18544-30	Indeno(1,2,3-c,d)Pyrene	12.0	14.0	6.60	15.4	Ok
076SB-0110M-0001-SO / 076SB-0111M-0001-SO	240-18544-29 / 240-18544-30	Isophorone	ND	ND	50.0	NA	Ok
076SB-0110M-0001-SO / 076SB-0111M-0001-SO	240-18544-29 / 240-18544-30	n-Nitrosodi-n-propylamine	ND	ND	50.0	NA	Ok
076SB-0110M-0001-SO / 076SB-0111M-0001-SO	240-18544-29 / 240-18544-30	n-Nitrosodiphenylamine	ND	ND	50.0	NA	Ok
076SB-0110M-0001-SO / 076SB-0111M-0001-SO	240-18544-29 / 240-18544-30	Naphthalene	8.70	12.0	6.60	31.9	Ok
076SB-0110M-0001-SO / 076SB-0111M-0001-SO	240-18544-29 / 240-18544-30	Nitrobenzene	ND	ND	99.0	NA	Ok
076SB-0110M-0001-SO / 076SB-0111M-0001-SO	240-18544-29 / 240-18544-30	Pentachlorophenol	ND	ND	150	NA	Ok
076SB-0110M-0001-SO / 076SB-0111M-0001-SO	240-18544-29 / 240-18544-30	Phenanthrene	ND	60.0	6.60		Ok
076SB-0110M-0001-SO / 076SB-0111M-0001-SO	240-18544-29 / 240-18544-30	Phenol	ND	ND	50.0	NA	Ok
076SB-0110M-0001-SO / 076SB-0111M-0001-SO	240-18544-29 / 240-18544-30	Pyrene	20.0	50.0	6.60	85.7	Out

Location	Analysis
76-U4-UST	SW6020

Field ID - Primary/Field Dup	Lab ID - Primary/Field Dup	Analyte	Primary Result	FD Result	RL	RPD	RPD Check
076SB-0112M-0001-SO / 076SB-0113M-0001-SO	240-18544-31 / 240-18544-32	Aluminum	7600	7900	3.00	3.87	Ok
076SB-0112M-0001-SO / 076SB-0113M-0001-SO	240-18544-31 / 240-18544-32	Antimony	0.130	0.100	0.200	26.1	Ok
076SB-0112M-0001-SO / 076SB-0113M-0001-SO	240-18544-31 / 240-18544-32	Arsenic	13.0	12.0	0.100	8.00	Ok
076SB-0112M-0001-SO / 076SB-0113M-0001-SO	240-18544-31 / 240-18544-32	Barium	63.0	57.0	1.00	10.0	Ok
076SB-0112M-0001-SO / 076SB-0113M-0001-SO	240-18544-31 / 240-18544-32	Beryllium	0.480	0.500	0.100	4.08	Ok
076SB-0112M-0001-SO / 076SB-0113M-0001-SO	240-18544-31 / 240-18544-32	Cadmium	0.310	0.280	0.100	10.2	Ok
076SB-0112M-0001-SO / 076SB-0113M-0001-SO	240-18544-31 / 240-18544-32	Calcium	5400	5900	10.0	8.85	Ok
076SB-0112M-0001-SO / 076SB-0113M-0001-SO	240-18544-31 / 240-18544-32	Chromium	17.0	13.0	0.200	26.7	Ok
076SB-0112M-0001-SO / 076SB-0113M-0001-SO	240-18544-31 / 240-18544-32	Cobalt	8.20	7.40	0.0500	10.3	Ok
076SB-0112M-0001-SO / 076SB-0113M-0001-SO	240-18544-31 / 240-18544-32	Copper	18.0	17.0	0.200	5.71	Ok
076SB-0112M-0001-SO / 076SB-0113M-0001-SO	240-18544-31 / 240-18544-32	Iron	20000	19000	5.00	5.13	Ok
076SB-0112M-0001-SO / 076SB-0113M-0001-SO	240-18544-31 / 240-18544-32	Lead	15.0	15.0	0.100	0.00	Ok
076SB-0112M-0001-SO / 076SB-0113M-0001-SO	240-18544-31 / 240-18544-32	Magnesium	2400	2600	10.0	8.00	Ok
076SB-0112M-0001-SO / 076SB-0113M-0001-SO	240-18544-31 / 240-18544-32	Manganese	520	440	0.500	16.7	Ok
076SB-0112M-0001-SO / 076SB-0113M-0001-SO	240-18544-31 / 240-18544-32	Nickel	21.0	18.0	0.100	15.4	Ok
076SB-0112M-0001-SO / 076SB-0113M-0001-SO	240-18544-31 / 240-18544-32	Potassium	650	730	10.0	11.6	Ok
076SB-0112M-0001-SO / 076SB-0113M-0001-SO	240-18544-31 / 240-18544-32	Selenium	0.790	0.650	0.500	19.4	Ok

076SB-0112M-0001-SO / 076SB-0113M-0001-SO	240-18544-31 / 240-18544-32	Silver	0.0310	0.0280	0.100	10.2	Ok
076SB-0112M-0001-SO / 076SB-0113M-0001-SO	240-18544-31 / 240-18544-32	Sodium	43.0	42.0	10.0	2.35	Ok
076SB-0112M-0001-SO / 076SB-0113M-0001-SO	240-18544-31 / 240-18544-32	Thallium	0.130	0.120	0.100	8.00	Ok
076SB-0112M-0001-SO / 076SB-0113M-0001-SO	240-18544-31 / 240-18544-32	Vanadium	15.0	15.0	0.100	0.00	Ok
076SB-0112M-0001-SO / 076SB-0113M-0001-SO	240-18544-31 / 240-18544-32	Zinc	54.0	52.0	0.500	3.77	Ok

Location	Analysis
76-U4-UST	SW7471A

Field ID - Primary/Field Dup	Lab ID - Primary/Field Dup	Analyte	Primary Result	FD Result	RL	RPD	RPD Check
076SB-0112M-0001-SO / 076SB-0113M-0001-SO	240-18544-31 / 240-18544-32	Mercury	0.0300	0.0310	0.0940	3.28	Ok

Location	Analysis
76-U4-UST	SW8260B

Field ID - Primary/Field Dup	Lab ID - Primary/Field Dup	Analyte	Primary Result	FD Result	RL	RPD	RPD Check
076SB-0112M-0001-SO / 076SB-0113M-0001-SO	240-18544-31 / 240-18544-32	1,1,1-Trichloroethane	ND	ND	4.30	NA	Ok
076SB-0112M-0001-SO / 076SB-0113M-0001-SO	240-18544-31 / 240-18544-32	1,1,2,2-Tetrachloroethane	ND	ND	4.30	NA	Ok
076SB-0112M-0001-SO / 076SB-0113M-0001-SO	240-18544-31 / 240-18544-32	1,1,2-Trichloroethane	ND	ND	4.30	NA	Ok
076SB-0112M-0001-SO / 076SB-0113M-0001-SO	240-18544-31 / 240-18544-32	1,1-Dichloroethane	ND	ND	4.30	NA	Ok
076SB-0112M-0001-SO / 076SB-0113M-0001-SO	240-18544-31 / 240-18544-32	1,1-Dichloroethene	ND	ND	4.30	NA	Ok
076SB-0112M-0001-SO / 076SB-0113M-0001-SO	240-18544-31 / 240-18544-32	1,2-Dibromoethane (Ethylene Dibromide)	ND	ND	4.30	NA	Ok
076SB-0112M-0001-SO / 076SB-0113M-0001-SO	240-18544-31 / 240-18544-32	1,2-Dichloroethane	ND	ND	4.30	NA	Ok
076SB-0112M-0001-SO / 076SB-0113M-0001-SO	240-18544-31 / 240-18544-32	1,2-Dichloropropane	ND	ND	4.30	NA	Ok
076SB-0112M-0001-SO / 076SB-0113M-0001-SO	240-18544-31 / 240-18544-32	2-Hexanone	ND	ND	17.0	NA	Ok
076SB-0112M-0001-SO / 076SB-0113M-0001-SO	240-18544-31 / 240-18544-32	Acetone	6.60	12.0	17.0	58.1	Out
076SB-0112M-0001-SO / 076SB-0113M-0001-SO	240-18544-31 / 240-18544-32	Benzene	ND	ND	4.30	NA	Ok
076SB-0112M-0001-SO / 076SB-0113M-0001-SO	240-18544-31 / 240-18544-32	Bromochloromethane	ND	ND	4.30	NA	Ok
076SB-0112M-0001-SO / 076SB-0113M-0001-SO	240-18544-31 / 240-18544-32	Bromodichloromethane	ND	ND	4.30	NA	Ok
076SB-0112M-0001-SO / 076SB-0113M-0001-SO	240-18544-31 / 240-18544-32	Bromoform	ND	ND	4.30	NA	Ok
076SB-0112M-0001-SO / 076SB-0113M-0001-SO	240-18544-31 / 240-18544-32	Bromomethane	ND	ND	4.30	NA	Ok
076SB-0112M-0001-SO / 076SB-0113M-0001-SO	240-18544-31 / 240-18544-32	Carbon Disulfide	ND	ND	4.30	NA	Ok
076SB-0112M-0001-SO / 076SB-0113M-0001-SO	240-18544-31 / 240-18544-32	Carbon Tetrachloride	ND	ND	4.30	NA	Ok
076SB-0112M-0001-SO / 076SB-0113M-0001-SO	240-18544-31 / 240-18544-32	Chlorobenzene	ND	ND	4.30	NA	Ok
076SB-0112M-0001-SO / 076SB-0113M-0001-SO	240-18544-31 / 240-18544-32	Chloroethane	ND	ND	4.30	NA	Ok

076SB-0112M-0001-SO / 076SB-0113M-0001-SO	240-18544-31 / 240-18544-32	Chloroform	ND	ND	4.30	NA	Ok
076SB-0112M-0001-SO / 076SB-0113M-0001-SO	240-18544-31 / 240-18544-32	Chloromethane	ND	ND	4.30	NA	Ok
076SB-0112M-0001-SO / 076SB-0113M-0001-SO	240-18544-31 / 240-18544-32	cis-1,3-Dichloropropene	ND	ND	4.30	NA	Ok
076SB-0112M-0001-SO / 076SB-0113M-0001-SO	240-18544-31 / 240-18544-32	Dibromochloromethane	ND	ND	4.30	NA	Ok
076SB-0112M-0001-SO / 076SB-0113M-0001-SO	240-18544-31 / 240-18544-32	Ethylbenzene	ND	ND	4.30	NA	Ok
076SB-0112M-0001-SO / 076SB-0113M-0001-SO	240-18544-31 / 240-18544-32	Methyl Ethyl Ketone (2-Butanone)	1.70	3.30	17.0	64.0	Out
076SB-0112M-0001-SO / 076SB-0113M-0001-SO	240-18544-31 / 240-18544-32	Methyl Isobutyl Ketone (4-Methyl-2-pentanone)	ND	ND	17.0	NA	Ok
076SB-0112M-0001-SO / 076SB-0113M-0001-SO	240-18544-31 / 240-18544-32	Methylene Chloride	ND	1.10	4.30		Ok
076SB-0112M-0001-SO / 076SB-0113M-0001-SO	240-18544-31 / 240-18544-32	Styrene	ND	ND	4.30	NA	Ok
076SB-0112M-0001-SO / 076SB-0113M-0001-SO	240-18544-31 / 240-18544-32	Tetrachloroethylene (PCE)	ND	ND	4.30	NA	Ok
076SB-0112M-0001-SO / 076SB-0113M-0001-SO	240-18544-31 / 240-18544-32	Toluene	1.00	1.50	4.30	40.0	Ok
076SB-0112M-0001-SO / 076SB-0113M-0001-SO	240-18544-31 / 240-18544-32	Total 1,2-Dichloroethene	ND	ND	8.70	NA	Ok
076SB-0112M-0001-SO / 076SB-0113M-0001-SO	240-18544-31 / 240-18544-32	trans-1,3-Dichloropropene	ND	ND	4.30	NA	Ok
076SB-0112M-0001-SO / 076SB-0113M-0001-SO	240-18544-31 / 240-18544-32	Trichloroethylene (TCE)	ND	ND	4.30	NA	Ok
076SB-0112M-0001-SO / 076SB-0113M-0001-SO	240-18544-31 / 240-18544-32	Vinyl Chloride	ND	ND	4.30	NA	Ok
076SB-0112M-0001-SO / 076SB-0113M-0001-SO	240-18544-31 / 240-18544-32	Xylenes, Total	ND	ND	8.70	NA	Ok

Location	Analysis
76-U4-UST	SW8270C

Field ID - Primary/Field Dup	Lab ID - Primary/Field Dup	Analyte	Primary Result	FD Result	RL	RPD	RPD Check
076SB-0112M-0001-SO / 076SB-0113M-0001-SO	240-18544-31 / 240-18544-32	1,2,4-Trichlorobenzene	ND	ND	990	NA	Ok
076SB-0112M-0001-SO / 076SB-0113M-0001-SO	240-18544-31 / 240-18544-32	1,2-Dichlorobenzene	ND	ND	990	NA	Ok
076SB-0112M-0001-SO / 076SB-0113M-0001-SO	240-18544-31 / 240-18544-32	1,3-Dichlorobenzene	ND	ND	990	NA	Ok
076SB-0112M-0001-SO / 076SB-0113M-0001-SO	240-18544-31 / 240-18544-32	1,4-Dichlorobenzene	ND	ND	990	NA	Ok
076SB-0112M-0001-SO / 076SB-0113M-0001-SO	240-18544-31 / 240-18544-32	2,4,5-Trichlorophenol	ND	ND	3000	NA	Ok
076SB-0112M-0001-SO / 076SB-0113M-0001-SO	240-18544-31 / 240-18544-32	2,4,6-Trichlorophenol	ND	ND	3000	NA	Ok
076SB-0112M-0001-SO / 076SB-0113M-0001-SO	240-18544-31 / 240-18544-32	2,4-Dichlorophenol	ND	ND	3000	NA	Ok
076SB-0112M-0001-SO / 076SB-0113M-0001-SO	240-18544-31 / 240-18544-32	2,4-Dimethylphenol	ND	ND	3000	NA	Ok
076SB-0112M-0001-SO / 076SB-0113M-0001-SO	240-18544-31 / 240-18544-32	2,4-Dinitrophenol	ND	ND	6500	NA	Ok
076SB-0112M-0001-SO / 076SB-0113M-0001-SO	240-18544-31 / 240-18544-32	2,4-Dinitrotoluene	ND	ND	3900	NA	Ok
076SB-0112M-0001-SO / 076SB-0113M-0001-SO	240-18544-31 / 240-18544-32	2,6-Dinitrotoluene	ND	ND	3900	NA	Ok
076SB-0112M-0001-SO / 076SB-0113M-0001-SO	240-18544-31 / 240-18544-32	2-Chloronaphthalene	ND	ND	990	NA	Ok
076SB-0112M-0001-SO / 076SB-0113M-0001-SO	240-18544-31 / 240-18544-32	2-Chlorophenol	ND	ND	990	NA	Ok
076SB-0112M-0001-SO / 076SB-0113M-0001-SO	240-18544-31 / 240-18544-32	2-Methylnaphthalene	ND	ND	130	NA	Ok

076SB-0112M-0001-SO / 076SB-0113M-0001-SO	240-18544-31 / 240-18544-32	2-Methylphenol (o-Cresol)	ND	ND	3900	NA	Ok
076SB-0112M-0001-SO / 076SB-0113M-0001-SO	240-18544-31 / 240-18544-32	2-Nitroaniline	ND	ND	3900	NA	Ok
076SB-0112M-0001-SO / 076SB-0113M-0001-SO	240-18544-31 / 240-18544-32	2-Nitrophenol	ND	ND	990	NA	Ok
076SB-0112M-0001-SO / 076SB-0113M-0001-SO	240-18544-31 / 240-18544-32	3,3'-Dichlorobenzidine	ND	ND	2000	NA	Ok
076SB-0112M-0001-SO / 076SB-0113M-0001-SO	240-18544-31 / 240-18544-32	3-Nitroaniline	ND	ND	3900	NA	Ok
076SB-0112M-0001-SO / 076SB-0113M-0001-SO	240-18544-31 / 240-18544-32	4,6-Dinitro-2-Methylphenol	ND	ND	3000	NA	Ok
076SB-0112M-0001-SO / 076SB-0113M-0001-SO	240-18544-31 / 240-18544-32	4-Bromophenyl phenyl ether	ND	ND	990	NA	Ok
076SB-0112M-0001-SO / 076SB-0113M-0001-SO	240-18544-31 / 240-18544-32	4-Chloro-3-Methylphenol	ND	ND	3000	NA	Ok
076SB-0112M-0001-SO / 076SB-0113M-0001-SO	240-18544-31 / 240-18544-32	4-Chloroaniline	ND	ND	3000	NA	Ok
076SB-0112M-0001-SO / 076SB-0113M-0001-SO	240-18544-31 / 240-18544-32	4-Chlorophenyl Phenyl Ether	ND	ND	990	NA	Ok
076SB-0112M-0001-SO / 076SB-0113M-0001-SO	240-18544-31 / 240-18544-32	4-Nitroaniline	ND	ND	3900	NA	Ok
076SB-0112M-0001-SO / 076SB-0113M-0001-SO	240-18544-31 / 240-18544-32	4-Nitrophenol	ND	ND	6500	NA	Ok
076SB-0112M-0001-SO / 076SB-0113M-0001-SO	240-18544-31 / 240-18544-32	Acenaphthene	ND	ND	130	NA	Ok
076SB-0112M-0001-SO / 076SB-0113M-0001-SO	240-18544-31 / 240-18544-32	Acenaphthylene	ND	ND	130	NA	Ok
076SB-0112M-0001-SO / 076SB-0113M-0001-SO	240-18544-31 / 240-18544-32	Anthracene	ND	ND	130	NA	Ok
076SB-0112M-0001-SO / 076SB-0113M-0001-SO	240-18544-31 / 240-18544-32	Benzo(a)anthracene	200	270	130	29.8	Ok
076SB-0112M-0001-SO / 076SB-0113M-0001-SO	240-18544-31 / 240-18544-32	Benzo(a)pyrene	140	220	130	44.4	Ok
076SB-0112M-0001-SO / 076SB-0113M-0001-SO	240-18544-31 / 240-18544-32	Benzo(b)fluoranthene	190	270	130	34.8	Ok
076SB-0112M-0001-SO / 076SB-0113M-0001-SO	240-18544-31 / 240-18544-32	Benzo(g,h,i)perylene	120	140	130	15.4	Ok
076SB-0112M-0001-SO / 076SB-0113M-0001-SO	240-18544-31 / 240-18544-32	Benzo(k)fluoranthene	110	110	130	0.00	Ok
076SB-0112M-0001-SO / 076SB-0113M-0001-SO	240-18544-31 / 240-18544-32	Benzoic acid	ND	ND	13000	NA	Ok
076SB-0112M-0001-SO / 076SB-0113M-0001-SO	240-18544-31 / 240-18544-32	Benzyl alcohol	ND	ND	6500	NA	Ok
076SB-0112M-0001-SO / 076SB-0113M-0001-SO	240-18544-31 / 240-18544-32	Benzyl butyl phthalate	ND	ND	990	NA	Ok
076SB-0112M-0001-SO / 076SB-0113M-0001-SO	240-18544-31 / 240-18544-32	bis(2-Chloroethoxy) Methane	ND	ND	2000	NA	Ok
076SB-0112M-0001-SO / 076SB-0113M-0001-SO	240-18544-31 / 240-18544-32	bis(2-Chloroethyl) Ether (2-Chloroethyl Ether)	ND	ND	2000	NA	Ok
076SB-0112M-0001-SO / 076SB-0113M-0001-SO	240-18544-31 / 240-18544-32	bis(2-Chloroisopropyl) Ether	ND	ND	2000	NA	Ok
076SB-0112M-0001-SO / 076SB-0113M-0001-SO	240-18544-31 / 240-18544-32	bis(2-Ethylhexyl) Phthalate	ND	ND	990	NA	Ok
076SB-0112M-0001-SO / 076SB-0113M-0001-SO	240-18544-31 / 240-18544-32	Carbazole	ND	ND	990	NA	Ok
076SB-0112M-0001-SO / 076SB-0113M-0001-SO	240-18544-31 / 240-18544-32	Chrysene	160	280	130	54.5	Out
076SB-0112M-0001-SO / 076SB-0113M-0001-SO	240-18544-31 / 240-18544-32	Cresols, m & p	ND	ND	7900	NA	Ok
076SB-0112M-0001-SO / 076SB-0113M-0001-SO	240-18544-31 / 240-18544-32	Di-n-Butyl Phthalate	ND	ND	990	NA	Ok
076SB-0112M-0001-SO / 076SB-0113M-0001-SO	240-18544-31 / 240-18544-32	Di-n-Octylphthalate	ND	ND	990	NA	Ok
076SB-0112M-0001-SO / 076SB-0113M-0001-SO	240-18544-31 / 240-18544-32	Dibenz(a,h)anthracene	ND	ND	130	NA	Ok
076SB-0112M-0001-SO / 076SB-0113M-0001-SO	240-18544-31 / 240-18544-32	Dibenzofuran	ND	ND	990	NA	Ok

076SB-0112M-0001-SO / 076SB-0113M-0001-SO	240-18544-31 / 240-18544-32	Diethyl Phthalate	ND	ND	990	NA	Ok
076SB-0112M-0001-SO / 076SB-0113M-0001-SO	240-18544-31 / 240-18544-32	Dimethyl Phthalate	ND	ND	990	NA	Ok
076SB-0112M-0001-SO / 076SB-0113M-0001-SO	240-18544-31 / 240-18544-32	Fluoranthene	410	660	130	46.7	Ok
076SB-0112M-0001-SO / 076SB-0113M-0001-SO	240-18544-31 / 240-18544-32	Fluorene	ND	ND	130	NA	Ok
076SB-0112M-0001-SO / 076SB-0113M-0001-SO	240-18544-31 / 240-18544-32	Hexachlorobenzene	ND	ND	130	NA	Ok
076SB-0112M-0001-SO / 076SB-0113M-0001-SO	240-18544-31 / 240-18544-32	Hexachlorobutadiene	ND	ND	990	NA	Ok
076SB-0112M-0001-SO / 076SB-0113M-0001-SO	240-18544-31 / 240-18544-32	Hexachlorocyclopentadiene	ND	ND	6500	NA	Ok
076SB-0112M-0001-SO / 076SB-0113M-0001-SO	240-18544-31 / 240-18544-32	Hexachloroethane	ND	ND	990	NA	Ok
076SB-0112M-0001-SO / 076SB-0113M-0001-SO	240-18544-31 / 240-18544-32	Indeno(1,2,3-c,d)Pyrene	83.0	120	130	36.5	Ok
076SB-0112M-0001-SO / 076SB-0113M-0001-SO	240-18544-31 / 240-18544-32	Isophorone	ND	ND	990	NA	Ok
076SB-0112M-0001-SO / 076SB-0113M-0001-SO	240-18544-31 / 240-18544-32	n-Nitrosodi-n-propylamine	ND	ND	990	NA	Ok
076SB-0112M-0001-SO / 076SB-0113M-0001-SO	240-18544-31 / 240-18544-32	n-Nitrosodiphenylamine	ND	ND	990	NA	Ok
076SB-0112M-0001-SO / 076SB-0113M-0001-SO	240-18544-31 / 240-18544-32	Naphthalene	ND	ND	130	NA	Ok
076SB-0112M-0001-SO / 076SB-0113M-0001-SO	240-18544-31 / 240-18544-32	Nitrobenzene	ND	ND	2000	NA	Ok
076SB-0112M-0001-SO / 076SB-0113M-0001-SO	240-18544-31 / 240-18544-32	Pentachlorophenol	ND	ND	3000	NA	Ok
076SB-0112M-0001-SO / 076SB-0113M-0001-SO	240-18544-31 / 240-18544-32	Phenanthrene	280	470	130	50.7	Out
076SB-0112M-0001-SO / 076SB-0113M-0001-SO	240-18544-31 / 240-18544-32	Phenol	ND	ND	990	NA	Ok
076SB-0112M-0001-SO / 076SB-0113M-0001-SO	240-18544-31 / 240-18544-32	Pyrene	330	510	130	42.9	Ok

Location	Analysis
76-U5-UST	SW6020

Field ID - Primary/Field Dup	Lab ID - Primary/Field Dup	Analyte	Primary Result	FD Result	RL	RPD	RPD Check
076SB-0114M-0001-SO / 076SB-0115M-0001-SO	240-18544-33 / 240-18544-34	Aluminum	7600	7800	2.70	2.60	Ok
076SB-0114M-0001-SO / 076SB-0115M-0001-SO	240-18544-33 / 240-18544-34	Antimony	0.0880	0.0930	0.180	5.52	Ok
076SB-0114M-0001-SO / 076SB-0115M-0001-SO	240-18544-33 / 240-18544-34	Arsenic	13.0	14.0	0.0910	7.41	Ok
076SB-0114M-0001-SO / 076SB-0115M-0001-SO	240-18544-33 / 240-18544-34	Barium	36.0	37.0	0.910	2.74	Ok
076SB-0114M-0001-SO / 076SB-0115M-0001-SO	240-18544-33 / 240-18544-34	Beryllium	0.350	0.350	0.0910	0.00	Ok
076SB-0114M-0001-SO / 076SB-0115M-0001-SO	240-18544-33 / 240-18544-34	Cadmium	0.150	0.150	0.0910	0.00	Ok
076SB-0114M-0001-SO / 076SB-0115M-0001-SO	240-18544-33 / 240-18544-34	Calcium	530	570	9.10	7.27	Ok
076SB-0114M-0001-SO / 076SB-0115M-0001-SO	240-18544-33 / 240-18544-34	Chromium	12.0	12.0	0.180	0.00	Ok
076SB-0114M-0001-SO / 076SB-0115M-0001-SO	240-18544-33 / 240-18544-34	Cobalt	8.00	8.20	0.0450	2.47	Ok
076SB-0114M-0001-SO / 076SB-0115M-0001-SO	240-18544-33 / 240-18544-34	Copper	16.0	17.0	0.180	6.06	Ok
076SB-0114M-0001-SO / 076SB-0115M-0001-SO	240-18544-33 / 240-18544-34	Iron	20000	20000	4.50	0.00	Ok
076SB-0114M-0001-SO / 076SB-0115M-0001-SO	240-18544-33 / 240-18544-34	Lead	11.0	12.0	0.0910	8.70	Ok

076SB-0114M-0001-SO / 076SB-0115M-0001-SO	240-18544-33 / 240-18544-34	Magnesium	1900	1900	9.10	0.00	Ok
076SB-0114M-0001-SO / 076SB-0115M-0001-SO	240-18544-33 / 240-18544-34	Manganese	420	430	0.450	2.35	Ok
076SB-0114M-0001-SO / 076SB-0115M-0001-SO	240-18544-33 / 240-18544-34	Nickel	17.0	17.0	0.0910	0.00	Ok
076SB-0114M-0001-SO / 076SB-0115M-0001-SO	240-18544-33 / 240-18544-34	Potassium	550	580	9.10	5.31	Ok
076SB-0114M-0001-SO / 076SB-0115M-0001-SO	240-18544-33 / 240-18544-34	Selenium	0.510	0.480	0.450	6.06	Ok
076SB-0114M-0001-SO / 076SB-0115M-0001-SO	240-18544-33 / 240-18544-34	Silver	0.0190	0.0200	0.0910	5.13	Ok
076SB-0114M-0001-SO / 076SB-0115M-0001-SO	240-18544-33 / 240-18544-34	Sodium	20.0	22.0	9.10	9.52	Ok
076SB-0114M-0001-SO / 076SB-0115M-0001-SO	240-18544-33 / 240-18544-34	Thallium	0.120	0.120	0.0910	0.00	Ok
076SB-0114M-0001-SO / 076SB-0115M-0001-SO	240-18544-33 / 240-18544-34	Vanadium	13.0	14.0	0.0910	7.41	Ok
076SB-0114M-0001-SO / 076SB-0115M-0001-SO	240-18544-33 / 240-18544-34	Zinc	54.0	55.0	0.450	1.83	Ok

Location	Analysis
76-U5-UST	SW7471A

Field ID - Primary/Field Dup	Lab ID - Primary/Field Dup	Analyte	Primary Result	FD Result	RL	RPD	RPD Check
076SB-0114M-0001-SO / 076SB-0115M-0001-SO	240-18544-33 / 240-18544-34	Mercury	0.0300	0.0330	0.0900	9.52	Ok

Location	Analysis
76-U5-UST	SW8082

Field ID - Primary/Field Dup	Lab ID - Primary/Field Dup	Analyte	Primary Result	FD Result	RL	RPD	RPD Check
076SB-0114M-0001-SO / 076SB-0115M-0001-SO	240-18544-33 / 240-18544-34	PCB-1016 (Arochlor 1016)	ND	ND	65.0	NA	Ok
076SB-0114M-0001-SO / 076SB-0115M-0001-SO	240-18544-33 / 240-18544-34	PCB-1221 (Arochlor 1221)	ND	ND	50.0	NA	Ok
076SB-0114M-0001-SO / 076SB-0115M-0001-SO	240-18544-33 / 240-18544-34	PCB-1232 (Arochlor 1232)	ND	ND	45.0	NA	Ok
076SB-0114M-0001-SO / 076SB-0115M-0001-SO	240-18544-33 / 240-18544-34	PCB-1242 (Arochlor 1242)	ND	ND	40.0	NA	Ok
076SB-0114M-0001-SO / 076SB-0115M-0001-SO	240-18544-33 / 240-18544-34	PCB-1248 (Arochlor 1248)	ND	ND	55.0	NA	Ok
076SB-0114M-0001-SO / 076SB-0115M-0001-SO	240-18544-33 / 240-18544-34	PCB-1254 (Arochlor 1254)	ND	ND	55.0	NA	Ok
076SB-0114M-0001-SO / 076SB-0115M-0001-SO	240-18544-33 / 240-18544-34	PCB-1260 (Arochlor 1260)	ND	ND	55.0	NA	Ok

Location	Analysis
76-U5-UST	SW8260B

Field ID - Primary/Field Dup	Lab ID - Primary/Field Dup	Analyte	Primary Result	FD Result	RL	RPD	RPD Check
076SB-0114M-0001-SO / 076SB-0115M-0001-SO	240-18544-33 / 240-18544-34	1,1,1-Trichloroethane	ND	ND	4.80	NA	Ok
076SB-0114M-0001-SO / 076SB-0115M-0001-SO	240-18544-33 / 240-18544-34	1,1,2,2-Tetrachloroethane	ND	ND	4.80	NA	Ok

076SB-0114M-0001-SO / 076SB-0115M-0001-SO	240-18544-33 / 240-18544-34	1,1,2-Trichloroethane	ND	ND	4.80	NA	Ok
076SB-0114M-0001-SO / 076SB-0115M-0001-SO	240-18544-33 / 240-18544-34	1,1-Dichloroethane	ND	ND	4.80	NA	Ok
076SB-0114M-0001-SO / 076SB-0115M-0001-SO	240-18544-33 / 240-18544-34	1,1-Dichloroethene	ND	ND	4.80	NA	Ok
076SB-0114M-0001-SO / 076SB-0115M-0001-SO	240-18544-33 / 240-18544-34	1,2-Dibromoethane (Ethylene Dibromide)	ND	ND	4.80	NA	Ok
076SB-0114M-0001-SO / 076SB-0115M-0001-SO	240-18544-33 / 240-18544-34	1,2-Dichloroethane	ND	ND	4.80	NA	Ok
076SB-0114M-0001-SO / 076SB-0115M-0001-SO	240-18544-33 / 240-18544-34	1,2-Dichloropropane	ND	ND	4.80	NA	Ok
076SB-0114M-0001-SO / 076SB-0115M-0001-SO	240-18544-33 / 240-18544-34	2-Hexanone	ND	ND	19.0	NA	Ok
076SB-0114M-0001-SO / 076SB-0115M-0001-SO	240-18544-33 / 240-18544-34	Acetone	ND	ND	19.0	NA	Ok
076SB-0114M-0001-SO / 076SB-0115M-0001-SO	240-18544-33 / 240-18544-34	Benzene	ND	ND	4.80	NA	Ok
076SB-0114M-0001-SO / 076SB-0115M-0001-SO	240-18544-33 / 240-18544-34	Bromochloromethane	ND	ND	4.80	NA	Ok
076SB-0114M-0001-SO / 076SB-0115M-0001-SO	240-18544-33 / 240-18544-34	Bromodichloromethane	ND	ND	4.80	NA	Ok
076SB-0114M-0001-SO / 076SB-0115M-0001-SO	240-18544-33 / 240-18544-34	Bromoform	ND	ND	4.80	NA	Ok
076SB-0114M-0001-SO / 076SB-0115M-0001-SO	240-18544-33 / 240-18544-34	Bromomethane	ND	ND	4.80	NA	Ok
076SB-0114M-0001-SO / 076SB-0115M-0001-SO	240-18544-33 / 240-18544-34	Carbon Disulfide	ND	ND	4.80	NA	Ok
076SB-0114M-0001-SO / 076SB-0115M-0001-SO	240-18544-33 / 240-18544-34	Carbon Tetrachloride	ND	ND	4.80	NA	Ok
076SB-0114M-0001-SO / 076SB-0115M-0001-SO	240-18544-33 / 240-18544-34	Chlorobenzene	ND	ND	4.80	NA	Ok
076SB-0114M-0001-SO / 076SB-0115M-0001-SO	240-18544-33 / 240-18544-34	Chloroethane	ND	ND	4.80	NA	Ok
076SB-0114M-0001-SO / 076SB-0115M-0001-SO	240-18544-33 / 240-18544-34	Chloroform	ND	ND	4.80	NA	Ok
076SB-0114M-0001-SO / 076SB-0115M-0001-SO	240-18544-33 / 240-18544-34	Chloromethane	ND	ND	4.80	NA	Ok
076SB-0114M-0001-SO / 076SB-0115M-0001-SO	240-18544-33 / 240-18544-34	cis-1,3-Dichloropropene	ND	ND	4.80	NA	Ok
076SB-0114M-0001-SO / 076SB-0115M-0001-SO	240-18544-33 / 240-18544-34	Dibromochloromethane	ND	ND	4.80	NA	Ok
076SB-0114M-0001-SO / 076SB-0115M-0001-SO	240-18544-33 / 240-18544-34	Ethylbenzene	ND	ND	4.80	NA	Ok
076SB-0114M-0001-SO / 076SB-0115M-0001-SO	240-18544-33 / 240-18544-34	Methyl Ethyl Ketone (2-Butanone)	ND	ND	19.0	NA	Ok
076SB-0114M-0001-SO / 076SB-0115M-0001-SO	240-18544-33 / 240-18544-34	Methyl Isobutyl Ketone (4-Methyl-2-pentanone)	ND	ND	19.0	NA	Ok
076SB-0114M-0001-SO / 076SB-0115M-0001-SO	240-18544-33 / 240-18544-34	Methylene Chloride	ND	1.70	4.80		Ok
076SB-0114M-0001-SO / 076SB-0115M-0001-SO	240-18544-33 / 240-18544-34	Styrene	ND	ND	4.80	NA	Ok
076SB-0114M-0001-SO / 076SB-0115M-0001-SO	240-18544-33 / 240-18544-34	Tetrachloroethylene (PCE)	ND	ND	4.80	NA	Ok
076SB-0114M-0001-SO / 076SB-0115M-0001-SO	240-18544-33 / 240-18544-34	Toluene	0.520	1.50	4.80	97.0	Out
076SB-0114M-0001-SO / 076SB-0115M-0001-SO	240-18544-33 / 240-18544-34	Total 1,2-Dichloroethene	ND	ND	9.60	NA	Ok
076SB-0114M-0001-SO / 076SB-0115M-0001-SO	240-18544-33 / 240-18544-34	trans-1,3-Dichloropropene	ND	ND	4.80	NA	Ok
076SB-0114M-0001-SO / 076SB-0115M-0001-SO	240-18544-33 / 240-18544-34	Trichloroethylene (TCE)	ND	ND	4.80	NA	Ok
076SB-0114M-0001-SO / 076SB-0115M-0001-SO	240-18544-33 / 240-18544-34	Vinyl Chloride	ND	ND	4.80	NA	Ok
076SB-0114M-0001-SO / 076SB-0115M-0001-SO	240-18544-33 / 240-18544-34	Xylenes, Total	ND	ND	9.60	NA	Ok

Location	Analysis
76-U5-UST	SW8270C

076SB-0114M-0001-SO / 076SB-0115M-0001-SO	240-18544-33 / 240-18544-34	1,2,4-Trichlorobenzene	ND	ND	50.0	NA	Ok
076SB-0114M-0001-SO / 076SB-0115M-0001-SO	240-18544-33 / 240-18544-34	1,2-Dichlorobenzene	ND	ND	50.0	NA	Ok
076SB-0114M-0001-SO / 076SB-0115M-0001-SO	240-18544-33 / 240-18544-34	1,3-Dichlorobenzene	ND	ND	50.0	NA	Ok
076SB-0114M-0001-SO / 076SB-0115M-0001-SO	240-18544-33 / 240-18544-34	1,4-Dichlorobenzene	ND	ND	50.0	NA	Ok
076SB-0114M-0001-SO / 076SB-0115M-0001-SO	240-18544-33 / 240-18544-34	2,4,5-Trichlorophenol	ND	ND	150	NA	Ok
076SB-0114M-0001-SO / 076SB-0115M-0001-SO	240-18544-33 / 240-18544-34	2,4,6-Trichlorophenol	ND	ND	150	NA	Ok
076SB-0114M-0001-SO / 076SB-0115M-0001-SO	240-18544-33 / 240-18544-34	2,4-Dichlorophenol	ND	ND	150	NA	Ok
076SB-0114M-0001-SO / 076SB-0115M-0001-SO	240-18544-33 / 240-18544-34	2,4-Dimethylphenol	ND	ND	150	NA	Ok
076SB-0114M-0001-SO / 076SB-0115M-0001-SO	240-18544-33 / 240-18544-34	2,4-Dinitrophenol	ND	ND	330	NA	Ok
076SB-0114M-0001-SO / 076SB-0115M-0001-SO	240-18544-33 / 240-18544-34	2,4-Dinitrotoluene	ND	ND	200	NA	Ok
076SB-0114M-0001-SO / 076SB-0115M-0001-SO	240-18544-33 / 240-18544-34	2,6-Dinitrotoluene	ND	ND	200	NA	Ok
076SB-0114M-0001-SO / 076SB-0115M-0001-SO	240-18544-33 / 240-18544-34	2-Chloronaphthalene	ND	ND	50.0	NA	Ok
076SB-0114M-0001-SO / 076SB-0115M-0001-SO	240-18544-33 / 240-18544-34	2-Chlorophenol	ND	ND	50.0	NA	Ok
076SB-0114M-0001-SO / 076SB-0115M-0001-SO	240-18544-33 / 240-18544-34	2-Methylnaphthalene	8.30	12.0	6.70	36.5	Ok
076SB-0114M-0001-SO / 076SB-0115M-0001-SO	240-18544-33 / 240-18544-34	2-Methylphenol (o-Cresol)	ND	ND	200	NA	Ok
076SB-0114M-0001-SO / 076SB-0115M-0001-SO	240-18544-33 / 240-18544-34	2-Nitroaniline	ND	ND	200	NA	Ok
076SB-0114M-0001-SO / 076SB-0115M-0001-SO	240-18544-33 / 240-18544-34	2-Nitrophenol	ND	ND	50.0	NA	Ok
076SB-0114M-0001-SO / 076SB-0115M-0001-SO	240-18544-33 / 240-18544-34	3,3'-Dichlorobenzidine	ND	ND	100	NA	Ok
076SB-0114M-0001-SO / 076SB-0115M-0001-SO	240-18544-33 / 240-18544-34	3-Nitroaniline	ND	ND	200	NA	Ok
076SB-0114M-0001-SO / 076SB-0115M-0001-SO	240-18544-33 / 240-18544-34	4,6-Dinitro-2-Methylphenol	ND	ND	150	NA	Ok
076SB-0114M-0001-SO / 076SB-0115M-0001-SO	240-18544-33 / 240-18544-34	4-Bromophenyl phenyl ether	ND	ND	50.0	NA	Ok
076SB-0114M-0001-SO / 076SB-0115M-0001-SO	240-18544-33 / 240-18544-34	4-Chloro-3-Methylphenol	ND	ND	150	NA	Ok
076SB-0114M-0001-SO / 076SB-0115M-0001-SO	240-18544-33 / 240-18544-34	4-Chloroaniline	ND	ND	150	NA	Ok
076SB-0114M-0001-SO / 076SB-0115M-0001-SO	240-18544-33 / 240-18544-34	4-Chlorophenyl Phenyl Ether	ND	ND	50.0	NA	Ok
076SB-0114M-0001-SO / 076SB-0115M-0001-SO	240-18544-33 / 240-18544-34	4-Nitroaniline	ND	ND	200	NA	Ok
076SB-0114M-0001-SO / 076SB-0115M-0001-SO	240-18544-33 / 240-18544-34	4-Nitrophenol	ND	ND	330	NA	Ok
076SB-0114M-0001-SO / 076SB-0115M-0001-SO	240-18544-33 / 240-18544-34	Acenaphthene	ND	ND	6.70	NA	Ok
076SB-0114M-0001-SO / 076SB-0115M-0001-SO	240-18544-33 / 240-18544-34	Acenaphthylene	ND	ND	6.70	NA	Ok
076SB-0114M-0001-SO / 076SB-0115M-0001-SO	240-18544-33 / 240-18544-34	Anthracene	4.50	9.10	6.70	67.6	Out
076SB-0114M-0001-SO / 076SB-0115M-0001-SO	240-18544-33 / 240-18544-34	Benzo(a)anthracene	23.0	33.0	6.70	35.7	Ok
076SB-0114M-0001-SO / 076SB-0115M-0001-SO	240-18544-33 / 240-18544-34	Benzo(a)pyrene	23.0	32.0	6.70	32.7	Ok

076SB-0114M-0001-SO / 076SB-0115M-0001-SO	240-18544-33 / 240-18544-34	Benzo(b)fluoranthene	35.0	50.0	6.70	35.3	Ok
076SB-0114M-0001-SO / 076SB-0115M-0001-SO	240-18544-33 / 240-18544-34	Benzo(g,h,i)perylene	17.0	26.0	6.70	41.9	Ok
076SB-0114M-0001-SO / 076SB-0115M-0001-SO	240-18544-33 / 240-18544-34	Benzo(k)fluoranthene	8.60	19.0	6.70	75.4	Out
076SB-0114M-0001-SO / 076SB-0115M-0001-SO	240-18544-33 / 240-18544-34	Benzoic acid	ND	ND	660	NA	Ok
076SB-0114M-0001-SO / 076SB-0115M-0001-SO	240-18544-33 / 240-18544-34	Benzyl alcohol	ND	ND	330	NA	Ok
076SB-0114M-0001-SO / 076SB-0115M-0001-SO	240-18544-33 / 240-18544-34	Benzyl butyl phthalate	ND	ND	50.0	NA	Ok
076SB-0114M-0001-SO / 076SB-0115M-0001-SO	240-18544-33 / 240-18544-34	bis(2-Chloroethoxy) Methane	ND	ND	100	NA	Ok
076SB-0114M-0001-SO / 076SB-0115M-0001-SO	240-18544-33 / 240-18544-34	bis(2-Chloroethyl) Ether (2-Chloroethyl Ether)	ND	ND	100	NA	Ok
076SB-0114M-0001-SO / 076SB-0115M-0001-SO	240-18544-33 / 240-18544-34	bis(2-Chloroisopropyl) Ether	ND	ND	100	NA	Ok
076SB-0114M-0001-SO / 076SB-0115M-0001-SO	240-18544-33 / 240-18544-34	bis(2-Ethylhexyl) Phthalate	ND	ND	50.0	NA	Ok
076SB-0114M-0001-SO / 076SB-0115M-0001-SO	240-18544-33 / 240-18544-34	Carbazole	ND	ND	50.0	NA	Ok
076SB-0114M-0001-SO / 076SB-0115M-0001-SO	240-18544-33 / 240-18544-34	Chrysene	28.0	39.0	6.70	32.8	Ok
076SB-0114M-0001-SO / 076SB-0115M-0001-SO	240-18544-33 / 240-18544-34	Cresols, m & p	ND	ND	400	NA	Ok
076SB-0114M-0001-SO / 076SB-0115M-0001-SO	240-18544-33 / 240-18544-34	Di-n-Butyl Phthalate	ND	ND	50.0	NA	Ok
076SB-0114M-0001-SO / 076SB-0115M-0001-SO	240-18544-33 / 240-18544-34	Di-n-Octylphthalate	ND	ND	50.0	NA	Ok
076SB-0114M-0001-SO / 076SB-0115M-0001-SO	240-18544-33 / 240-18544-34	Dibenz(a,h)anthracene	ND	ND	6.70	NA	Ok
076SB-0114M-0001-SO / 076SB-0115M-0001-SO	240-18544-33 / 240-18544-34	Dibenzofuran	4.20	5.70	50.0	30.3	Ok
076SB-0114M-0001-SO / 076SB-0115M-0001-SO	240-18544-33 / 240-18544-34	Diethyl Phthalate	ND	ND	50.0	NA	Ok
076SB-0114M-0001-SO / 076SB-0115M-0001-SO	240-18544-33 / 240-18544-34	Dimethyl Phthalate	ND	ND	50.0	NA	Ok
076SB-0114M-0001-SO / 076SB-0115M-0001-SO	240-18544-33 / 240-18544-34	Fluoranthene	53.0	79.0	6.70	39.4	Ok
076SB-0114M-0001-SO / 076SB-0115M-0001-SO	240-18544-33 / 240-18544-34	Fluorene	ND	4.50	6.70		Ok
076SB-0114M-0001-SO / 076SB-0115M-0001-SO	240-18544-33 / 240-18544-34	Hexachlorobenzene	ND	ND	6.70	NA	Ok
076SB-0114M-0001-SO / 076SB-0115M-0001-SO	240-18544-33 / 240-18544-34	Hexachlorobutadiene	ND	ND	50.0	NA	Ok
076SB-0114M-0001-SO / 076SB-0115M-0001-SO	240-18544-33 / 240-18544-34	Hexachlorocyclopentadiene	ND	ND	330	NA	Ok
076SB-0114M-0001-SO / 076SB-0115M-0001-SO	240-18544-33 / 240-18544-34	Hexachloroethane	ND	ND	50.0	NA	Ok
076SB-0114M-0001-SO / 076SB-0115M-0001-SO	240-18544-33 / 240-18544-34	Indeno(1,2,3-c,d)Pyrene	14.0	20.0	6.70	35.3	Ok
076SB-0114M-0001-SO / 076SB-0115M-0001-SO	240-18544-33 / 240-18544-34	Isophorone	ND	ND	50.0	NA	Ok
076SB-0114M-0001-SO / 076SB-0115M-0001-SO	240-18544-33 / 240-18544-34	n-Nitrosodi-n-propylamine	ND	ND	50.0	NA	Ok
076SB-0114M-0001-SO / 076SB-0115M-0001-SO	240-18544-33 / 240-18544-34	n-Nitrosodiphenylamine	ND	ND	50.0	NA	Ok
076SB-0114M-0001-SO / 076SB-0115M-0001-SO	240-18544-33 / 240-18544-34	Naphthalene	8.30	11.0	6.70	28.0	Ok
076SB-0114M-0001-SO / 076SB-0115M-0001-SO	240-18544-33 / 240-18544-34	Nitrobenzene	ND	ND	100	NA	Ok
076SB-0114M-0001-SO / 076SB-0115M-0001-SO	240-18544-33 / 240-18544-34	Pentachlorophenol	ND	ND	150	NA	Ok
076SB-0114M-0001-SO / 076SB-0115M-0001-SO	240-18544-33 / 240-18544-34	Phenanthrene	34.0	52.0	6.70	41.9	Ok
076SB-0114M-0001-SO / 076SB-0115M-0001-SO	240-18544-33 / 240-18544-34	Phenol	ND	ND	50.0	NA	Ok

076SB-0114M-0001-SO / 076SB-0115M-0001-SO	240-18544-33 / 240-18544-34	Pyrene	44.0	67.0	6.70	41.4	Ok

WORKSHEET 5

Automated Data Review Summary for 240-28007-1

This page left intentionally blank.

AUTOMATED DATA REVIEW SUMMARY for 240-28007-1_0813

Facility: Ravenna Army Ammunition Plant

Event: Summer 2013 RI/SI Sampling Event

Guidance Document: Ravenna Army Ammunition Plant, Quality Assurance Project Plan, Oct. 3, 2012

Contract Laboratory: TestAmerica, Inc., North Canton, OH

Field Contractor: Environmental Chemical Corporation, Abingdon, MD

Data Review Contractor: ECC

SDG: 240-28007-1_0813, Certified - 9/11/2013 by frederickroche

QC Level: ADR

Project Manager: Al Easterday

Data Reviewer: KathrynPriess

Data Reviewer Title: Staff Chemist

Date of Review Report: September 13, 2013

Second Reviewer: n/a

Completion Date of Second Reviewer:

Samples Included in SDG 240-28007-1_0813

Analytical Method/ Leach Method	Normal Soil Samples	Normal Water Samples	Field QC Soil Samples	Field QC Water Samples
M8015D/NONE	10		0	
M8015V/NONE	5	1	0	0
SW6020/NONE	13		0	
SW7471A/NONE	15		0	

AUTOMATED DATA REVIEW SUMMARY for 240-28007-1_0813

Analytical Method/ Leach Method	Normal Soil Samples	Normal Water Samples	Field QC Soil Samples	Field QC Water Samples
SW8260B/NONE	5	1	0	0
SW8270C/NONE	10		0	

AUTOMATED DATA REVIEW SUMMARY for 240-28007-1_0813

This report assesses the analytical data quality associated with the analyses listed on the preceding cover page. This assessment has been made through a combination of automated data review (ADR) and supplemental manual review, the details of which are described below. The approach taken in the review of this data set is consistent with the requirements contained in the Ravenna Army Ammunition Plant, Quality Assurance Project Plan, Oct. 3, 2012 to the extent possible. Where definitive guidance is not provided, data has been evaluated in a conservative manner using professional judgment. In cases where two qualifiers are listed as an action, such as 'J/UJ', the first qualifier applies to positive results, and the second to non-detect results.

Samples were collected by Environmental Chemical Corporation, Abingdon, MD; analyses were performed by TestAmerica, Inc., North Canton, OH and were reported under sample delivery group (SDG) 240-28007-1_0813. Results have been evaluated electronically using electronic data deliverables (EDDs) provided by the laboratory. The laboratory data summary forms (hard copy) have been reviewed during this effort and compared to the automated review output. Findings based on the automated data submission and manual data verification processes are detailed in the ADR narrative.

The following quality control elements were supported by the electronic deliverable and were evaluated during this review effort:

- Blank
- Blank - Negative
- LCS Recovery
- MS Recovery
- MS RPD
- Prep Hold Time
- Surrogate
- Test Hold Time

The following quality control elements were either not applicable to the deliverable, or were not supported by the electronic deliverable, and were therefore not included in the automated data review. Those elements required for the project were reviewed manually, as narrated in the Comment section below.

- Ambient Blank
- Calibration Blank
- Calibration Blank - Negative
- Continuing Calibration Verification
- Equipment Blank
- Field Blank

Field Duplicate RPD

Initial Calibration Verification

Lab Replicate RPD

LCS RPD

Material Blank

Trip Blank

AUTOMATED DATA REVIEW SUMMARY for 240-28007-1_0813

A representative sampling or ten percent of sample and QC results were manually evaluated for compliance with project specific requirements and consistency with hard copy results. The following summaries were generated during the evaluation of this data set and are included in this report as applicable.

Batch – The analytical batch report is reviewed for completeness and compliance with project specific requirements. Incomplete or non-compliant run sequences are identified and their impact on data quality are discussed in the narrative.

QC Outlier – Results exceeding the evaluation criteria are reviewed for compliance with project requirements and a minimum of ten percent of the non-compliant QC values reported electronically are verified for consistency with hard-copy values.

Qualified Results – Qualified results are evaluated for compliance with project requirements and ten percent of qualified results are verified for consistency with the QC Outliers.

Rejected Results – All rejected results are evaluated for compliance with project requirements. The reason for rejection of the data is verified against hard copy data.

Field Duplicates – Field duplicate comparison results are evaluated for compliance with project requirements and ten percent of values reported are verified for consistency with the hard-copy data.

Data Submission Warnings – Warnings encountered during the data submission process are evaluated and their affect on data quality is discussed in the narrative below.

Analytical deficiencies, project non-compliance issues and inconsistencies with hard copy results observed during ADR evaluation process and their impact on data quality are summarized in the narrative below.

A total of 23 results (3.00%) out of the 767 results (sample and field QC samples) reported are qualified based on review and 0 results (0.00%) have been rejected. Trace values are not counted as qualified results in the above count. The qualified results are detailed in the following tables and discussed in the narrative below, where appropriate.

Narrative Comments

Field Blanks were collected as part of program wide QC. See Section 2.6 of report.

Analytical Method	Comment
SW6020	
SW7471A	Lab Duplicate was analyzed for this method. RPD within QC limits.

AUTOMATED DATA REVIEW SUMMARY for 240-28007-1_0813

SW8260B	
SW8270C	
M8015D	Note: Sample 072SB-0094-0001-SO was re-extracted due to low surrogate recovery.
M8015V	

13-Sep-2013

Reviewed by KathrynPriess, Staff Chemist

Reviewed by n/a

AUTOMATED DATA REVIEW SUMMARY for 240-28007-1_0813

Reason and Comment Code Definitions

Reasons	
Code	**Definition**
A	Serial dilution
A1	Ambient Blank
B	The analyte was found in an associated blank as well as in the sample.
B2	CCB
B3	CCB - Neg
c	LCS - low
C	LCS Recovery
d	Field Duplicate RPD
D	MS RPD
D1	Lab Replicate RPD
D2	No precision available
F	Field Blank
F1	Hydrocarbon pattern does not match standard
G1	Initial Calibration RRF
G2	Initial Calibration RSD
h	Holding time exceeded by less than 2X.
H	Holding time exceeded by more than 2X.
H1	Test Hold Time
H2	Prep Hold Time
I	Surrogate recovery outside project limits.
J	CRA/CRI Recovery
K	An analyte (non-common laboratory artifact) was detected in the sample at a concentration less than 5X the concentration detected in the associated method blank.
L	Lab Blank
L1	Lab Blank - Neg
m	MS - low
M	MS Recovery
N	Blank - No Action

AUTOMATED DATA REVIEW SUMMARY for 240-28007-1_0813

Reason and Comment Code Definitions

O	ICS
P	Sample preservation/collection requirement not met.
P1	Column RPD
P2	Improper preparation/extraction
q	Encore sample holding time exceeded by less than 2X.
Q	Encore sample holding time exceeded by more than 2X.
Q1	Material Blank
R	Exceeds LinearCalibration Range
S	Internal standard
T	Trip Blank
TI	Tentatively Identified Compound
TR	Trace Level Detect
U	Receipt Temperature
V	Equipment Blank
V1	ICV
V2	CCV
V3	CCV RRF
V4	Sample Receipt Condition
W	Column breakdown (pesticides)
X	Raised reporting limit
Y	Cooler temperature greater than 10 degreec C.
y	Cooler temperature greater than 4 degrees C, but less than 10 degreec C.
Y1	False Positive
Y2	Data rejected due to radiological anomolies
Z	LCS RPD
Z2	Analyte not confirmed on second column
Z3	High percent moisture in sample.

AUTOMATED DATA REVIEW SUMMARY for 240-28007-1_0813

Flag Code and Definitions	
Flag	Definition
U	Undetected: The analyte was analyzed for, but not detected.
UJ	The analyte was not detected; however, the result is estimated due to discrepancies in meeting certain analyte-specific quality control criteria.
J	Estimated: The analyte was positively identified, the quantitation is an estimation due to discrepancies in meeting certain analyte-specific quality control criteria.
R	The data are rejected due to deficiencies in meeting QC criteria and may not be used for decision making.
N	The analysis indicates the presence of an analyte for which there is presumptive evidence to make a "tentative identification".
NJ	The analysis indicates the presence of an analyte that has been “tentatively identified” and the associated numerical value represents its approximate concentration.

AUTOMATED DATA REVIEW SUMMARY for 240-28007-1_0813

Batch Report

Test Method: M8015D; Leach Method: NONE

Analytical Batch	Prep Batch	Leach Batch	Location	Matrix	Field Sample ID	Lab Sample ID	Calibration Ref	Run#/ Dil'n	Collection Date/Time	Extract Date/Time	Analysis Date/Time	Sample Type
99192	98891	NA	LABQC	SQ	LABQC	MB 240-98891/22-A		1/1	26-Aug-2013 9:15 AM	26-Aug-2013 9:15 AM	27-Aug-2013 6:20 PM	LB
	98891	NA	LABQC	SQ	LABQC	LCS 240-98891/23-A		1/1	26-Aug-2013 9:15 AM	26-Aug-2013 9:15 AM	27-Aug-2013 6:51 PM	BS
	98891	NA	72-WTP-06-SB2	SO	072SB-0096-0001-SO	240-28007-3		1/1	14-Aug-2013 12:45 PM	26-Aug-2013 9:15 AM	27-Aug-2013 7:21 PM	N
	98891	NA	72-FS-01-SB5	SO	072SB-0095-0001-SO	240-28007-5		1/1	14-Aug-2013 2:15 PM	26-Aug-2013 9:15 AM	27-Aug-2013 8:23 PM	N
	98891	NA	72-2F11-R41-SB1	SO	072SB-0097-0001-SO	240-28007-6		1/1	14-Aug-2013 1:20 PM	26-Aug-2013 9:15 AM	27-Aug-2013 8:53 PM	N
	98891	NA	72-1103-R88-SB5	SO	072SB-0093-0001-SO	240-28007-7		1/1	14-Aug-2013 11:55 AM	26-Aug-2013 9:15 AM	27-Aug-2013 9:24 PM	N
	98891	NA	74-1034-HL-SB22	SO	074SB-0036-0001-SO	240-28007-8		1/1	14-Aug-2013 8:35 AM	26-Aug-2013 9:15 AM	27-Aug-2013 9:54 PM	N
	98891	NA	74-1034-HL-SB21	SO	074SB-0035-0001-SO	240-28007-9		1/1	14-Aug-2013 8:05 AM	26-Aug-2013 9:15 AM	27-Aug-2013 10:25 PM	N
	98891	NA	74-1034-HL-SB20	SO	074SB-0037-0001-SO	240-28007-10		1/1	12-Aug-2013 4:25 PM	26-Aug-2013 9:15 AM	27-Aug-2013 11:26 PM	N
	98891	NA	74-1034-HL-SB20	SO	074SB-0037-0002-SO	240-28007-10		1/1	12-Aug-2013 4:25 PM	26-Aug-2013 9:15 AM	27-Aug-2013 11:57 PM	MS
	98891	NA	74-1034-HL-SB20	SO	074SB-0037-0002-SO	240-28007-10		1/1	12-Aug-2013 4:25 PM	26-Aug-2013 9:15 AM	28-Aug-2013 12:28 AM	SD
	98891	NA	72-SSP-08-SB4	SO	072SB-0094-0001-SO	240-28007-4		1/1	14-Aug-2013 11:00 AM	26-Aug-2013 9:15 AM	28-Aug-2013 9:10 AM	N
	99006	NA	LABQC	SQ	LABQC	MB 240-99006/3-A		1/1	26-Aug-2013 3:07 PM	26-Aug-2013 3:07 PM	28-Aug-2013 7:08 AM	LB
	99006	NA	LABQC	SQ	LABQC	LCS 240-99006/4-A		1/1	26-Aug-2013 3:07 PM	26-Aug-2013 3:07 PM	28-Aug-2013 7:38 AM	BS
	99006	NA	74-1034-HL-SB20	SO	074SB-0034-0001-SO	240-28007-11		1/1	12-Aug-2013 4:20 PM	26-Aug-2013 3:07 PM	28-Aug-2013 8:09 AM	N
	99006	NA	74-1034-HL-SB20	SO	074SB-0038-0001-SO	240-28007-12		1/1	12-Aug-2013 4:35 PM	26-Aug-2013 3:07 PM	28-Aug-2013 8:39 AM	N
99779	99500	NA	LABQC	SQ	LABQC	MB 240-99500/21-A		1/1	29-Aug-2013 9:29 AM	29-Aug-2013 9:29 AM	30-Aug-2013 5:07 PM	LB
	99500	NA	LABQC	SQ	LABQC	LCS 240-99500/22-A		1/1	29-Aug-2013 9:29 AM	29-Aug-2013 9:29 AM	30-Aug-2013 5:38 PM	BS

AUTOMATED DATA REVIEW SUMMARY for 240-28007-1_0813

Batch Report

Test Method: M8015D; Leach Method: NONE

Analytical Batch	Prep Batch	Leach Batch	Location	Matrix	Field Sample ID	Lab Sample ID	Calibration Ref	Run#/ Dil'n	Collection Date/Time	Extract Date/Time	Analysis Date/Time	Sample Type
99779	99500	NA	72-SSP-08-SB4	SO	072SB-0094-0001-SO	240-28007-4		2/1	14-Aug-2013 11:00 AM	29-Aug-2013 9:29 AM	31-Aug-2013 3:53 AM	N

Test Method: M8015V; Leach Method: NONE

Analytical Batch	Prep Batch	Leach Batch	Location	Matrix	Field Sample ID	Lab Sample ID	Calibration Ref	Run#/ Dil'n	Collection Date/Time	Extract Date/Time	Analysis Date/Time	Sample Type
99111	99180	NA	72-WTP-06-SB2	SO	072SB-0096-0001-SO	240-28007-3		1/1	14-Aug-2013 12:45 PM	16-Aug-2013 10:35 AM	27-Aug-2013 4:03 PM	N
	99180	NA	72-SSP-08-SB4	SO	072SB-0094-0001-SO	240-28007-4		1/1	14-Aug-2013 11:00 AM	16-Aug-2013 10:35 AM	27-Aug-2013 4:47 PM	N
	99180	NA	72-FS-01-SB5	SO	072SB-0095-0001-SO	240-28007-5		1/1	14-Aug-2013 2:15 PM	16-Aug-2013 10:35 AM	27-Aug-2013 5:32 PM	N
	99180	NA	72-1103-R88-SB5	SO	072SB-0093-0001-SO	240-28007-7		1/1	14-Aug-2013 11:55 AM	16-Aug-2013 10:35 AM	27-Aug-2013 6:16 PM	N
	98990	NA	LABQC	SQ	LABQC	MB 240-98990/1-A		1/1	26-Aug-2013 1:58 PM	26-Aug-2013 1:58 PM	27-Aug-2013 7:44 PM	LB
	98990	NA	LABQC	SQ	LABQC	LCS 240-98990/2-A		1/1	26-Aug-2013 1:58 PM	26-Aug-2013 1:58 PM	27-Aug-2013 8:27 PM	BS
	98990	NA	72-2F11-R41-SB1	SO	072SB-0097-0001-SO	240-28007-6		1/1	14-Aug-2013 1:20 PM	26-Aug-2013 1:58 PM	27-Aug-2013 9:11 PM	N
98939	98939	NA	LABQC	WQ	LABQC	MB 240-98939/12		1/1	26-Aug-2013 8:22 PM	26-Aug-2013 8:22 PM	26-Aug-2013 8:22 PM	LB
	98939	NA	LABQC	WQ	LABQC	LCS 240-98939/13		1/1	26-Aug-2013 9:00 PM	26-Aug-2013 9:00 PM	26-Aug-2013 9:00 PM	BS
	98939	NA	72-SSP-08-SB4	WG	072SB-0098-0001-TB	240-28007-21		1/1	14-Aug-2013 8:00 AM	26-Aug-2013 9:39 PM	26-Aug-2013 9:39 PM	N
99111	99180	NA	LABQC	SQ	LABQC	MB 240-99180/1-A		1/1	27-Aug-2013 1:46 PM	27-Aug-2013 1:46 PM	27-Aug-2013 1:51 PM	LB
	99180	NA	LABQC	SQ	LABQC	LCS 240-99180/2-A		1/1	27-Aug-2013 1:46 PM	27-Aug-2013 1:46 PM	27-Aug-2013 3:19 PM	BS

Test Method: SW6020; Leach Method: NONE

Analytical Batch	Prep Batch	Leach Batch	Location	Matrix	Field Sample ID	Lab Sample ID	Calibration Ref	Run#/ Dil'n	Collection Date/Time	Extract Date/Time	Analysis Date/Time	Sample Type
82914	82466	NA	LABQC	SQ	LABQC	MB 180-82466/1-A		1/1	04-Sep-2013 11:12 AM	04-Sep-2013 11:12 AM	08-Sep-2013 10:48 PM	LB

AUTOMATED DATA REVIEW SUMMARY for 240-28007-1_0813

Batch Report

Test Method: SW6020; Leach Method: NONE

Analytical Batch	Prep Batch	Leach Batch	Location	Matrix	Field Sample ID	Lab Sample ID	Calibration Ref	Run#/ Dil'n	Collection Date/Time	Extract Date/Time	Analysis Date/Time	Sample Type
82914	82466	NA	LABQC	SQ	LABQC	LCS 180-82466/2-A		1/1	04-Sep-2013 11:12 AM	04-Sep-2013 11:12 AM	08-Sep-2013 10:56 PM	BS
	82466	NA	72-WTP-06-SB2	SO	072SB-0096-0001-SO	240-28007-3		1/1	14-Aug-2013 12:45 PM	04-Sep-2013 11:12 AM	08-Sep-2013 11:04 PM	N
	82466	NA	72-WTP-06-SB2	SO	072SB-0096-0002-SO	240-28007-3		1/1	14-Aug-2013 12:45 PM	04-Sep-2013 11:12 AM	08-Sep-2013 11:20 PM	MS
	82466	NA	72-WTP-06-SB2	SO	072SB-0096-0002-SO	240-28007-3		1/1	14-Aug-2013 12:45 PM	04-Sep-2013 11:12 AM	08-Sep-2013 11:28 PM	SD
	82466	NA	72-SSP-08-SB4	SO	072SB-0094-0001-SO	240-28007-4		1/1	14-Aug-2013 11:00 AM	04-Sep-2013 11:12 AM	08-Sep-2013 11:45 PM	N
	82466	NA	72-FS-01-SB5	SO	072SB-0095-0001-SO	240-28007-5		1/1	14-Aug-2013 2:15 PM	04-Sep-2013 11:12 AM	08-Sep-2013 11:53 PM	N
	82466	NA	72-2F11-R41-SB1	SO	072SB-0097-0001-SO	240-28007-6		1/1	14-Aug-2013 1:20 PM	04-Sep-2013 11:12 AM	09-Sep-2013 12:01 AM	N
	82466	NA	72-1103-R88-SB5	SO	072SB-0093-0001-SO	240-28007-7		1/1	14-Aug-2013 11:55 AM	04-Sep-2013 11:12 AM	09-Sep-2013 12:25 AM	N
	82466	NA	76-U10-DU1-SB	SO	076SB-0044M-0001-SO	240-28007-13		1/1	13-Aug-2013 4:44 PM	04-Sep-2013 11:12 AM	09-Sep-2013 12:33 AM	N
	82466	NA	76-U10-DU1-SB	SO	076SB-0045M-0001-SO	240-28007-14		1/1	13-Aug-2013 4:47 PM	04-Sep-2013 11:12 AM	09-Sep-2013 12:41 AM	N
	82466	NA	76-U10-DU1-SB1	SO	076SB-0046M-0001-SO	240-28007-15		1/1	13-Aug-2013 4:20 PM	04-Sep-2013 11:12 AM	09-Sep-2013 12:50 AM	N
	82466	NA	76-U10-DU1-SB2	SO	076SB-0047M-0001-SO	240-28007-16		1/1	13-Aug-2013 4:55 PM	04-Sep-2013 11:12 AM	09-Sep-2013 12:58 AM	N
	82466	NA	76-U10-DU1-SB3	SO	076SB-0048M-0001-SO	240-28007-17		1/1	13-Aug-2013 3:57 PM	04-Sep-2013 11:12 AM	09-Sep-2013 1:06 AM	N
	82466	NA	76-U10-DU1-SB4	SO	076SB-0049M-0001-SO	240-28007-18		1/1	13-Aug-2013 4:55 PM	04-Sep-2013 11:12 AM	09-Sep-2013 1:14 AM	N
	82466	NA	76-U10-DU1-SB4	SO	076SB-0051-0001-SO	240-28007-19		1/1	13-Aug-2013 5:00 PM	04-Sep-2013 11:12 AM	09-Sep-2013 1:22 AM	N
	82466	NA	76-U10-DU1-SB5	SO	076SB-0050M-0001-SO	240-28007-20		1/1	13-Aug-2013 4:35 PM	04-Sep-2013 11:12 AM	09-Sep-2013 1:30 AM	N

AUTOMATED DATA REVIEW SUMMARY for 240-28007-1_0813

Batch Report

Test Method: SW7471A; Leach Method: NONE

Analytical Batch	Prep Batch	Leach Batch	Location	Matrix	Field Sample ID	Lab Sample ID	Calibration Ref	Run#/ Dil'n	Collection Date/Time	Extract Date/Time	Analysis Date/Time	Sample Type
98411	98036	NA	LABQC	SQ	LABQC	MB 240-98036/1-A		1/1	19-Aug-2013 3:00 PM	19-Aug-2013 3:00 PM	21-Aug-2013 11:24 AM	LB
	98036	NA	LABQC	SQ	LABQC	LCS 240-98036/2-A		1/1	19-Aug-2013 3:00 PM	19-Aug-2013 3:00 PM	21-Aug-2013 11:25 AM	BS
	98036	NA	75-GRTP-DU1-SB2	SO	075SB-0008-0001-SO	240-28007-1		1/1	14-Aug-2013 9:58 AM	19-Aug-2013 3:00 PM	21-Aug-2013 11:28 AM	N
	98036	NA	75-GRTP-DU1-SB2	SO	075SB-0008-0002-SO	240-28007-1		1/1	14-Aug-2013 9:58 AM	19-Aug-2013 3:00 PM	21-Aug-2013 11:30 AM	MS
	98036	NA	75-GRTP-DU1-SB3	SO	075SB-0009-0001-SO	240-28007-2		1/1	14-Aug-2013 10:10 AM	19-Aug-2013 3:00 PM	21-Aug-2013 11:32 AM	N
	98036	NA	72-WTP-06-SB2	SO	072SB-0096-0001-SO	240-28007-3		1/1	14-Aug-2013 12:45 PM	19-Aug-2013 3:00 PM	21-Aug-2013 11:36 AM	N
	98036	NA	72-SSP-08-SB4	SO	072SB-0094-0001-SO	240-28007-4		1/1	14-Aug-2013 11:00 AM	19-Aug-2013 3:00 PM	21-Aug-2013 11:38 AM	N
	98036	NA	72-FS-01-SB5	SO	072SB-0095-0001-SO	240-28007-5		1/1	14-Aug-2013 2:15 PM	19-Aug-2013 3:00 PM	21-Aug-2013 11:39 AM	N
	98036	NA	72-2F11-R41-SB1	SO	072SB-0097-0001-SO	240-28007-6		1/1	14-Aug-2013 1:20 PM	19-Aug-2013 3:00 PM	21-Aug-2013 11:41 AM	N
	98036	NA	72-1103-R88-SB5	SO	072SB-0093-0001-SO	240-28007-7		1/1	14-Aug-2013 11:55 AM	19-Aug-2013 3:00 PM	21-Aug-2013 11:42 AM	N
	98036	NA	76-U10-DU1-SB4	SO	076SB-0051-0001-SO	240-28007-19		1/1	13-Aug-2013 5:00 PM	19-Aug-2013 3:00 PM	21-Aug-2013 11:44 AM	N
98983	98717	NA	LABQC	SQ	LABQC	MB 240-98717/1-A		1/1	23-Aug-2013 3:30 PM	23-Aug-2013 3:30 PM	26-Aug-2013 1:21 PM	LB
	98717	NA	LABQC	SQ	LABQC	LCS 240-98717/2-A		1/1	23-Aug-2013 3:30 PM	23-Aug-2013 3:30 PM	26-Aug-2013 1:22 PM	BS
	98717	NA	76-U10-DU1-SB	SO	076SB-0044M-0001-SO	240-28007-13		1/1	13-Aug-2013 4:44 PM	23-Aug-2013 3:30 PM	26-Aug-2013 1:28 PM	N
	98717	NA	76-U10-DU1-SB	SO	076SB-0045M-0001-SO	240-28007-14		1/1	13-Aug-2013 4:47 PM	23-Aug-2013 3:30 PM	26-Aug-2013 1:30 PM	N
	98717	NA	76-U10-DU1-SB1	SO	076SB-0046M-0001-SO	240-28007-15		1/1	13-Aug-2013 4:20 PM	23-Aug-2013 3:30 PM	26-Aug-2013 1:33 PM	N
	98717	NA	76-U10-DU1-SB2	SO	076SB-0047M-0001-SO	240-28007-16		1/1	13-Aug-2013 4:55 PM	23-Aug-2013 3:30 PM	26-Aug-2013 1:34 PM	N
	98717	NA	76-U10-DU1-SB3	SO	076SB-0048M-0001-SO	240-28007-17		1/1	13-Aug-2013 3:57 PM	23-Aug-2013 3:30 PM	26-Aug-2013 1:35 PM	N

AUTOMATED DATA REVIEW SUMMARY for 240-28007-1_0813

Batch Report

Test Method: SW7471A; Leach Method: NONE

Analytical Batch	Prep Batch	Leach Batch	Location	Matrix	Field Sample ID	Lab Sample ID	Calibration Ref	Run#/ Dil'n	Collection Date/Time	Extract Date/Time	Analysis Date/Time	Sample Type
98983	98717	NA	76-U10-DU1-SB4	SO	076SB-0049M-0001-SO	240-28007-18		1/1	13-Aug-2013 4:55 PM	23-Aug-2013 3:30 PM	26-Aug-2013 1:40 PM	N
	98717	NA	76-U10-DU1-SB5	SO	076SB-0050M-0001-SO	240-28007-20		1/1	13-Aug-2013 4:35 PM	23-Aug-2013 3:30 PM	26-Aug-2013 1:41 PM	N

Test Method: SW8260B; Leach Method: NONE

Analytical Batch	Prep Batch	Leach Batch	Location	Matrix	Field Sample ID	Lab Sample ID	Calibration Ref	Run#/ Dil'n	Collection Date/Time	Extract Date/Time	Analysis Date/Time	Sample Type
98452	NA	NA	LABQC	SQ	LABQC	LCS 240-98452/6		1/1	22-Aug-2013 2:43 AM		22-Aug-2013 2:43 AM	BS
	NA	NA	LABQC	SQ	LABQC	MB 240-98452/8		1/1	22-Aug-2013 3:33 AM		22-Aug-2013 3:33 AM	LB
	98094	NA	72-SSP-08-SB4	SO	072SB-0094-0001-SO	240-28007-4		1/1	14-Aug-2013 11:00 AM	16-Aug-2013 10:35 AM	22-Aug-2013 4:30 AM	N
	98094	NA	72-FS-01-SB5	SO	072SB-0095-0001-SO	240-28007-5		1/1	14-Aug-2013 2:15 PM	16-Aug-2013 10:35 AM	22-Aug-2013 4:51 AM	N
	98094	NA	72-2F11-R41-SB1	SO	072SB-0097-0001-SO	240-28007-6		1/1	14-Aug-2013 1:20 PM	16-Aug-2013 10:35 AM	22-Aug-2013 5:13 AM	N
	98094	NA	72-WTP-06-SB2	SO	072SB-0096-0001-SO	240-28007-3		1/1	14-Aug-2013 12:45 PM	16-Aug-2013 10:35 AM	22-Aug-2013 5:55 AM	N
	98094	NA	72-1103-R88-SB5	SO	072SB-0093-0001-SO	240-28007-7		1/1	14-Aug-2013 11:55 AM	16-Aug-2013 10:35 AM	22-Aug-2013 7:20 AM	N
99353	99353	NA	LABQC	WQ	LABQC	LCS 240-99353/4		1/1	28-Aug-2013 10:54 AM	28-Aug-2013 10:54 AM	28-Aug-2013 10:54 AM	BS
	99353	NA	LABQC	WQ	LABQC	MB 240-99353/6		1/1	28-Aug-2013 12:25 PM	28-Aug-2013 12:25 PM	28-Aug-2013 12:25 PM	LB
	99353	NA	72-SSP-08-SB4	WG	072SB-0098-0001-TB	240-28007-21		1/1	14-Aug-2013 8:00 AM	28-Aug-2013 12:47 PM	28-Aug-2013 12:47 PM	N

Test Method: SW8270C; Leach Method: NONE

Analytical Batch	Prep Batch	Leach Batch	Location	Matrix	Field Sample ID	Lab Sample ID	Calibration Ref	Run#/ Dil'n	Collection Date/Time	Extract Date/Time	Analysis Date/Time	Sample Type
99673	98911	NA	LABQC	SQ	LABQC	MB 240-98911/21-A		1/1	26-Aug-2013 10:21 AM	26-Aug-2013 10:21 AM	30-Aug-2013 10:56 AM	LB
	98911	NA	LABQC	SQ	LABQC	LCS 240-98911/22-A		1/1	26-Aug-2013 10:21 AM	26-Aug-2013 10:21 AM	30-Aug-2013 11:22 AM	BS

AUTOMATED DATA REVIEW SUMMARY for 240-28007-1_0813

Batch Report

Test Method: SW8270C; Leach Method: NONE

Analytical Batch	Prep Batch	Leach Batch	Location	Matrix	Field Sample ID	Lab Sample ID	Calibration Ref	Run#/ Dil'n	Collection Date/Time	Extract Date/Time	Analysis Date/Time	Sample Type
99673	98911	NA	74-1034-HL-SB20	SO	074SB-0038-0001-SO	240-28007-12		1/1	12-Aug-2013 4:35 PM	26-Aug-2013 10:21 AM	30-Aug-2013 4:30 PM	N
	98911	NA	74-1034-HL-SB20	SO	074SB-0034-0001-SO	240-28007-11		1/1	12-Aug-2013 4:20 PM	26-Aug-2013 10:21 AM	30-Aug-2013 4:56 PM	N
	98911	NA	74-1034-HL-SB20	SO	074SB-0037-0001-SO	240-28007-10		1/1	12-Aug-2013 4:25 PM	26-Aug-2013 10:21 AM	30-Aug-2013 5:21 PM	N
	98911	NA	74-1034-HL-SB21	SO	074SB-0035-0001-SO	240-28007-9		1/1	14-Aug-2013 8:05 AM	26-Aug-2013 10:21 AM	30-Aug-2013 5:47 PM	N
	98911	NA	74-1034-HL-SB22	SO	074SB-0036-0001-SO	240-28007-8		1/1	14-Aug-2013 8:35 AM	26-Aug-2013 10:21 AM	30-Aug-2013 6:12 PM	N
99815	98911	NA	72-FS-01-SB5	SO	072SB-0095-0001-SO	240-28007-5		1/1	14-Aug-2013 2:15 PM	26-Aug-2013 10:21 AM	31-Aug-2013 6:38 PM	N
	98911	NA	72-SSP-08-SB4	SO	072SB-0094-0001-SO	240-28007-4		1/1	14-Aug-2013 11:00 AM	26-Aug-2013 10:21 AM	31-Aug-2013 7:04 PM	N
	98911	NA	72-WTP-06-SB2	SO	072SB-0096-0001-SO	240-28007-3		1/1	14-Aug-2013 12:45 PM	26-Aug-2013 10:21 AM	31-Aug-2013 7:29 PM	N
	98911	NA	72-2F11-R41-SB1	SO	072SB-0097-0001-SO	240-28007-6		1/1	14-Aug-2013 1:20 PM	26-Aug-2013 10:21 AM	31-Aug-2013 7:54 PM	N
	98911	NA	72-1103-R88-SB5	SO	072SB-0093-0001-SO	240-28007-7		1/1	14-Aug-2013 11:55 AM	26-Aug-2013 10:21 AM	31-Aug-2013 8:19 PM	N

AUTOMATED DATA REVIEW SUMMARY for 240-28007-1_0813

Field Batch Report

--No Records Found--

AUTOMATED DATA REVIEW SUMMARY for 240-28007-1_0813

QC Outlier Report

Test/Prep	QC Element	Sample ID/ Lab Sample ID	Run# / Dil'n	Analyte	Result (Units)	Qualifier	Warning Limits	Control Limits	Reason	Comment	Rule	Action Level
M8015D / SW3540C	Prep Hold Time	072SB-0094-0001-SO (N) / 240-28007-4	2 / 1.00	All in Run	14.9 (Days)	J/UJ	< 14	< 28	H2	Prep Exceeds UWL		
M8015D / SW3540C/NONE	Surrogate	072SB-0094-0001-SO (N) / 240-28007-4	1 / 1.00	n-Nonane	0.0000 (PERCENT)	J/R	10 - 110	10 - 110	I			
M8015V / SW5030B/NONE	Blank	MB 240-98939/12 (LB) / MB 240-98939/12	1 / 1.00	Petroleum Hydrocarbons C6-C12	27.2 (UG/L)	U/None	< 25	< 100	L		1	27.2
SW6020 / SW3050B/NONE	Blank	MB 180-82466/1-A (LB) / MB 180-82466/1-A	1 / 1.00	Barium	0.011 (MG/KG)	U/None	< 0.01	< 0.95	L		1	0.0110
SW6020 / SW3050B/NONE	Blank	MB 180-82466/1-A (LB) / MB 180-82466/1-A	1 / 1.00	Calcium	2.8 (MG/KG)	U/None	< 1.3	< 9.5	L		1	2.75
SW6020 / SW3050B/NONE	Blank	MB 180-82466/1-A (LB) / MB 180-82466/1-A	1 / 1.00	Copper	0.049 (MG/KG)	U/None	< 0.031	< 0.19	L		1	0.0488
SW8260B / SW5030B	Test Hold Time	072SB-0098-0001-TB (N) / 240-28007-21	1 / 1.00	All in Run	14.2 (Days)	J/UJ	< 14	< 28	H1	Test Exceeds UWL		
SW8270C / SW3550/NONE	LCS Recovery	LCS 240-98911/22-A (BS) / LCS 240-98911/22-A	1 / 1.00	Hexachlorocyclopentadiene	61.8 (PERCENT)	J/UJ	70 - 130	70 - 130	C			

AUTOMATED DATA REVIEW SUMMARY for 240-28007-1_0813

Qualified Results

Test Leach	Matrix	FieldSample ID	LabSample ID	Type	Analyte	RL	Lab Result	Qualified Result	Bias	Units	Reason
M8015D/NONE	SO	072SB-0094-0001-SO	240-28007-4	N	C10-C20 Diesel Range Organics	21.0	21.0	21.0 UJ	-	MG/KG	H2
M8015D/NONE	SO	072SB-0094-0001-SO	240-28007-4	N	C20-C34 Motor Oil Range Organics	21.0	21.0	21.0 UJ	-	MG/KG	H2
M8015D/NONE	SO	072SB-0095-0001-SO	240-28007-5	N	C20-C34 Motor Oil Range Organics	19.0	13.0	13.0 J		MG/KG	TR
M8015D/NONE	SO	072SB-0096-0001-SO	240-28007-3	N	C20-C34 Motor Oil Range Organics	18.0	10.0	10.0 J		MG/KG	TR
M8015D/NONE	SO	072SB-0097-0001-SO	240-28007-6	N	C10-C20 Diesel Range Organics	18.0	15.0	15.0 J		MG/KG	TR
Test Leach	**Matrix**	**FieldSample ID**	**LabSample ID**	**Type**	**Analyte**	**RL**	**Lab Result**	**Qualified Result**	**Bias**	**Units**	**Reason**
M8015V/NONE	WG	072SB-0098-0001-TB	240-28007-21	N	Petroleum Hydrocarbons C6-C12	100	52.0	100 U	+	UG/L	L
Test Leach	**Matrix**	**FieldSample ID**	**LabSample ID**	**Type**	**Analyte**	**RL**	**Lab Result**	**Qualified Result**	**Bias**	**Units**	**Reason**
SW6020/NONE	SO	072SB-0093-0001-SO	240-28007-7	N	Antimony	0.22	0.052	0.052 J		MG/KG	TR
SW6020/NONE	SO	072SB-0093-0001-SO	240-28007-7	N	Selenium	0.54	0.22	0.22 J		MG/KG	TR
SW6020/NONE	SO	072SB-0094-0001-SO	240-28007-4	N	Selenium	0.59	0.12	0.12 J		MG/KG	TR
SW6020/NONE	SO	072SB-0095-0001-SO	240-28007-5	N	Antimony	0.22	0.086	0.086 J		MG/KG	TR
SW6020/NONE	SO	072SB-0095-0001-SO	240-28007-5	N	Selenium	0.56	0.12	0.12 J		MG/KG	TR
SW6020/NONE	SO	072SB-0095-0001-SO	240-28007-5	N	Silver	0.11	0.057	0.057 J		MG/KG	TR
SW6020/NONE	SO	072SB-0096-0001-SO	240-28007-3	N	Selenium	0.53	0.11	0.11 J		MG/KG	TR
SW6020/NONE	SO	072SB-0097-0001-SO	240-28007-6	N	Antimony	0.21	0.057	0.057 J		MG/KG	TR
SW6020/NONE	SO	072SB-0097-0001-SO	240-28007-6	N	Selenium	0.53	0.10	0.10 J		MG/KG	TR
SW6020/NONE	SO	072SB-0097-0001-SO	240-28007-6	N	Silver	0.11	0.043	0.043 J		MG/KG	TR
SW6020/NONE	SO	072SB-0097-0001-SO	240-28007-6	N	Thallium	0.11	0.10	0.10 J		MG/KG	TR
SW6020/NONE	SO	076SB-0044M-0001-SO	240-28007-13	N	Selenium	0.49	0.23	0.23 J		MG/KG	TR
SW6020/NONE	SO	076SB-0045M-0001-SO	240-28007-14	N	Selenium	0.49	0.084	0.084 J		MG/KG	TR
SW6020/NONE	SO	076SB-0046M-0001-SO	240-28007-15	N	Selenium	0.49	0.080	0.080 J		MG/KG	TR
SW6020/NONE	SO	076SB-0047M-0001-SO	240-28007-16	N	Selenium	0.49	0.21	0.21 J		MG/KG	TR
SW6020/NONE	SO	076SB-0048M-0001-SO	240-28007-17	N	Selenium	0.50	0.19	0.19 J		MG/KG	TR
SW6020/NONE	SO	076SB-0049M-0001-SO	240-28007-18	N	Selenium	0.50	0.063	0.063 J		MG/KG	TR
SW6020/NONE	SO	076SB-0050M-0001-SO	240-28007-20	N	Selenium	0.49	0.25	0.25 J		MG/KG	TR
SW6020/NONE	SO	076SB-0051-0001-SO	240-28007-19	N	Selenium	0.63	0.092	0.092 J		MG/KG	TR

AUTOMATED DATA REVIEW SUMMARY for 240-28007-1_0813

Qualified Results

Test Leach	Matrix	FieldSample ID	LabSample ID	Type	Analyte	RL	Lab Result	Qualified Result	Bias	Units	Reason
SW7471A/NONE	SO	075SB-0009-0001-SO	240-28007-2	N	Mercury	0.11	0.023	0.023 J		MG/KG	TR
SW7471A/NONE	SO	076SB-0044M-0001-SO	240-28007-13	N	Mercury	0.11	0.017	0.017 J		MG/KG	TR
SW7471A/NONE	SO	076SB-0047M-0001-SO	240-28007-16	N	Mercury	0.086	0.041	0.041 J		MG/KG	TR
SW7471A/NONE	SO	076SB-0048M-0001-SO	240-28007-17	N	Mercury	0.10	0.016	0.016 J		MG/KG	TR
Test Leach	**Matrix**	**FieldSample ID**	**LabSample ID**	**Type**	**Analyte**	**RL**	**Lab Result**	**Qualified Result**	**Bias**	**Units**	**Reason**
SW8270C/NONE	SO	072SB-0093-0001-SO	240-28007-7	N	Benzo(a)anthracene	7.5	5.4	5.4 J		UG/KG	TR
SW8270C/NONE	SO	072SB-0093-0001-SO	240-28007-7	N	Benzo(a)pyrene	7.5	4.7	4.7 J		UG/KG	TR
SW8270C/NONE	SO	072SB-0093-0001-SO	240-28007-7	N	Benzo(g,h,i)perylene	7.5	5.2	5.2 J		UG/KG	TR
SW8270C/NONE	SO	072SB-0093-0001-SO	240-28007-7	N	Chrysene	7.5	5.4	5.4 J		UG/KG	TR
SW8270C/NONE	SO	072SB-0093-0001-SO	240-28007-7	N	Indeno(1,2,3-c,d)pyrene	7.5	4.2	4.2 J		UG/KG	TR
SW8270C/NONE	SO	072SB-0093-0001-SO	240-28007-7	N	Naphthalene	7.5	4.4	4.4 J		UG/KG	TR
SW8270C/NONE	SO	072SB-0094-0001-SO	240-28007-4	N	Naphthalene	8.3	4.7	4.7 J		UG/KG	TR
SW8270C/NONE	SO	072SB-0094-0001-SO	240-28007-4	N	Phenanthrene	8.3	4.4	4.4 J		UG/KG	TR
SW8270C/NONE	SO	072SB-0095-0001-SO	240-28007-5	N	Benzo(b)fluoranthene	7.7	6.9	6.9 J		UG/KG	TR
SW8270C/NONE	SO	072SB-0095-0001-SO	240-28007-5	N	Fluoranthene	7.7	6.6	6.6 J		UG/KG	TR
SW8270C/NONE	SO	072SB-0096-0001-SO	240-28007-3	N	Benzo(g,h,i)perylene	7.3	6.5	6.5 J		UG/KG	TR
SW8270C/NONE	SO	072SB-0096-0001-SO	240-28007-3	N	Benzo(k)fluoranthene	7.3	3.7	3.7 J		UG/KG	TR
SW8270C/NONE	SO	072SB-0096-0001-SO	240-28007-3	N	Indeno(1,2,3-c,d)pyrene	7.3	4.9	4.9 J		UG/KG	TR
SW8270C/NONE	SO	072SB-0096-0001-SO	240-28007-3	N	Naphthalene	7.3	6.2	6.2 J		UG/KG	TR
SW8270C/NONE	SO	072SB-0097-0001-SO	240-28007-6	N	Benzo(b)fluoranthene	7.1	3.9	3.9 J		UG/KG	TR
SW8270C/NONE	SO	072SB-0097-0001-SO	240-28007-6	N	Chrysene	7.1	4.5	4.5 J		UG/KG	TR
SW8270C/NONE	SO	072SB-0097-0001-SO	240-28007-6	N	Fluorene	7.1	6.5	6.5 J		UG/KG	TR
SW8270C/NONE	SO	072SB-0097-0001-SO	240-28007-6	N	Naphthalene	7.1	4.3	4.3 J		UG/KG	TR
SW8270C/NONE	SO	072SB-0097-0001-SO	240-28007-6	N	Phenanthrene	7.1	6.4	6.4 J		UG/KG	TR
SW8270C/NONE	SO	074SB-0034-0001-SO	240-28007-11	N	2,4-Dimethylphenol	180	180	180 UJ		UG/KG	V1
SW8270C/NONE	SO	074SB-0034-0001-SO	240-28007-11	N	4-Nitroaniline	240	240	240 UJ		UG/KG	V2
SW8270C/NONE	SO	074SB-0034-0001-SO	240-28007-11	N	4-Nitrophenol	390	390	390 UJ		UG/KG	V2
SW8270C/NONE	SO	074SB-0034-0001-SO	240-28007-11	N	Benzoic acid	780	120	120 J		UG/KG	TR
SW8270C/NONE	SO	074SB-0034-0001-SO	240-28007-11	N	bis(2-Ethylhexyl) Phthalate	83.0	49.0	49.0 J		UG/KG	TR

AUTOMATED DATA REVIEW SUMMARY for 240-28007-1_0813

Qualified Results

Test Leach	Matrix	FieldSample ID	LabSample ID	Type	Analyte	RL	Lab Result	Qualified Result	Bias	Units	Reason
SW8270C/NONE	SO	074SB-0034-0001-SO	240-28007-11	N	Di-n-Butyl Phthalate	83.0	18.0	18.0 J		UG/KG	TR
SW8270C/NONE	SO	074SB-0034-0001-SO	240-28007-11	N	Hexachlorocyclopentadiene	390	390	390 UJ		UG/KG	C
SW8270C/NONE	SO	074SB-0035-0001-SO	240-28007-9	N	2,4-Dimethylphenol	180	180	180 UJ		UG/KG	V1
SW8270C/NONE	SO	074SB-0035-0001-SO	240-28007-9	N	4-Nitroaniline	240	240	240 UJ		UG/KG	V2
SW8270C/NONE	SO	074SB-0035-0001-SO	240-28007-9	N	4-Nitrophenol	390	390	390 UJ		UG/KG	V2
SW8270C/NONE	SO	074SB-0035-0001-SO	240-28007-9	N	Benzoic acid	790	110	110 J		UG/KG	TR
SW8270C/NONE	SO	074SB-0035-0001-SO	240-28007-9	N	Hexachlorocyclopentadiene	390	390	390 UJ		UG/KG	C
SW8270C/NONE	SO	074SB-0035-0001-SO	240-28007-9	N	Naphthalene	7.9	6.8	6.8 J		UG/KG	TR
SW8270C/NONE	SO	074SB-0036-0001-SO	240-28007-8	N	2,4-Dimethylphenol	180	180	180 UJ		UG/KG	V1
SW8270C/NONE	SO	074SB-0036-0001-SO	240-28007-8	N	4-Nitroaniline	250	250	250 UJ		UG/KG	V2
SW8270C/NONE	SO	074SB-0036-0001-SO	240-28007-8	N	4-Nitrophenol	400	400	400 UJ		UG/KG	V2
SW8270C/NONE	SO	074SB-0036-0001-SO	240-28007-8	N	Benzo(a)anthracene	8.2	4.7	4.7 J		UG/KG	TR
SW8270C/NONE	SO	074SB-0036-0001-SO	240-28007-8	N	Benzoic acid	810	120	120 J		UG/KG	TR
SW8270C/NONE	SO	074SB-0036-0001-SO	240-28007-8	N	bis(2-Ethylhexyl) Phthalate	86.0	33.0	33.0 J		UG/KG	TR
SW8270C/NONE	SO	074SB-0036-0001-SO	240-28007-8	N	Hexachlorocyclopentadiene	400	400	400 UJ		UG/KG	C
SW8270C/NONE	SO	074SB-0036-0001-SO	240-28007-8	N	Phenanthrene	8.2	6.8	6.8 J		UG/KG	TR
SW8270C/NONE	SO	074SB-0036-0001-SO	240-28007-8	N	Pyrene	8.2	6.4	6.4 J		UG/KG	TR
SW8270C/NONE	SO	074SB-0037-0001-SO	240-28007-10	N	2,4-Dimethylphenol	180	180	180 UJ		UG/KG	V1
SW8270C/NONE	SO	074SB-0037-0001-SO	240-28007-10	N	4-Nitroaniline	240	240	240 UJ		UG/KG	V2
SW8270C/NONE	SO	074SB-0037-0001-SO	240-28007-10	N	4-Nitrophenol	400	400	400 UJ		UG/KG	V2
SW8270C/NONE	SO	074SB-0037-0001-SO	240-28007-10	N	Benzoic acid	800	130	130 J		UG/KG	TR
SW8270C/NONE	SO	074SB-0037-0001-SO	240-28007-10	N	Di-n-Butyl Phthalate	85.0	20.0	20.0 J		UG/KG	TR
SW8270C/NONE	SO	074SB-0037-0001-SO	240-28007-10	N	Hexachlorocyclopentadiene	400	400	400 UJ		UG/KG	C
SW8270C/NONE	SO	074SB-0038-0001-SO	240-28007-12	N	2,4-Dimethylphenol	180	180	180 UJ		UG/KG	V1
SW8270C/NONE	SO	074SB-0038-0001-SO	240-28007-12	N	4-Nitroaniline	240	240	240 UJ		UG/KG	V2
SW8270C/NONE	SO	074SB-0038-0001-SO	240-28007-12	N	4-Nitrophenol	390	390	390 UJ		UG/KG	V2
SW8270C/NONE	SO	074SB-0038-0001-SO	240-28007-12	N	Benzoic acid	780	110	110 J		UG/KG	TR
SW8270C/NONE	SO	074SB-0038-0001-SO	240-28007-12	N	bis(2-Ethylhexyl) Phthalate	83.0	48.0	48.0 J		UG/KG	TR
SW8270C/NONE	SO	074SB-0038-0001-SO	240-28007-12	N	Hexachlorocyclopentadiene	390	390	390 UJ		UG/KG	C

AUTOMATED DATA REVIEW SUMMARY for 240-28007-1_0813

AUTOMATED DATA REVIEW SUMMARY for 240-28007-1_0813

Detected Results

Test Leach	Matrix	FieldSample ID	LabSample ID	Type	Analyte	RL	Lab Result	Qualified Result	Units	Reason
M8015D/NONE	SO	072SB-0095-0001-SO	240-28007-5	N	C20-C34 Motor Oil Range Organics	19.0	13.0	13.0 J	MG/KG	TR
M8015D/NONE	SO	072SB-0096-0001-SO	240-28007-3	N	C20-C34 Motor Oil Range Organics	18.0	10.0	10.0 J	MG/KG	TR
M8015D/NONE	SO	072SB-0097-0001-SO	240-28007-6	N	C10-C20 Diesel Range Organics	18.0	15.0	15.0 J	MG/KG	TR
Test Leach	**Matrix**	**FieldSample ID**	**LabSample ID**	**Type**	**Analyte**	**RL**	**Lab Result**	**Qualified Result**	**Units**	**Reason**
M8015V/NONE	SO	072SB-0097-0001-SO	240-28007-6	N	Petroleum Hydrocarbons C6-C12	4400	8200	8200	UG/KG	
Test Leach	**Matrix**	**FieldSample ID**	**LabSample ID**	**Type**	**Analyte**	**RL**	**Lab Result**	**Qualified Result**	**Units**	**Reason**
SW6020/NONE	SO	072SB-0093-0001-SO	240-28007-7	N	Silver	0.11	0.52	0.52	MG/KG	
SW6020/NONE	SO	072SB-0093-0001-SO	240-28007-7	N	Aluminum	3.3	13000	13000	MG/KG	
SW6020/NONE	SO	072SB-0093-0001-SO	240-28007-7	N	Arsenic	0.11	8.9	8.9	MG/KG	
SW6020/NONE	SO	072SB-0093-0001-SO	240-28007-7	N	Barium	1.1	80.0	80.0	MG/KG	
SW6020/NONE	SO	072SB-0093-0001-SO	240-28007-7	N	Beryllium	0.11	0.59	0.59	MG/KG	
SW6020/NONE	SO	072SB-0093-0001-SO	240-28007-7	N	Calcium	11.0	5300	5300	MG/KG	
SW6020/NONE	SO	072SB-0093-0001-SO	240-28007-7	N	Cadmium	0.11	0.14	0.14	MG/KG	
SW6020/NONE	SO	072SB-0093-0001-SO	240-28007-7	N	Cobalt	0.054	8.3	8.3	MG/KG	
SW6020/NONE	SO	072SB-0093-0001-SO	240-28007-7	N	Chromium	0.22	16.0	16.0	MG/KG	
SW6020/NONE	SO	072SB-0093-0001-SO	240-28007-7	N	Copper	0.22	18.0	18.0	MG/KG	
SW6020/NONE	SO	072SB-0093-0001-SO	240-28007-7	N	Iron	5.4	23000	23000	MG/KG	
SW6020/NONE	SO	072SB-0093-0001-SO	240-28007-7	N	Potassium	11.0	990	990	MG/KG	
SW6020/NONE	SO	072SB-0093-0001-SO	240-28007-7	N	Magnesium	11.0	4000	4000	MG/KG	
SW6020/NONE	SO	072SB-0093-0001-SO	240-28007-7	N	Manganese	0.54	290	290	MG/KG	
SW6020/NONE	SO	072SB-0093-0001-SO	240-28007-7	N	Sodium	11.0	180	180	MG/KG	
SW6020/NONE	SO	072SB-0093-0001-SO	240-28007-7	N	Nickel	0.11	23.0	23.0	MG/KG	
SW6020/NONE	SO	072SB-0093-0001-SO	240-28007-7	N	Lead	0.11	10.0	10.0	MG/KG	
SW6020/NONE	SO	072SB-0093-0001-SO	240-28007-7	N	Antimony	0.22	0.052	0.052 J	MG/KG	TR
SW6020/NONE	SO	072SB-0093-0001-SO	240-28007-7	N	Selenium	0.54	0.22	0.22 J	MG/KG	TR
SW6020/NONE	SO	072SB-0093-0001-SO	240-28007-7	N	Thallium	0.11	0.15	0.15	MG/KG	
SW6020/NONE	SO	072SB-0093-0001-SO	240-28007-7	N	Vanadium	0.11	17.0	17.0	MG/KG	
SW6020/NONE	SO	072SB-0093-0001-SO	240-28007-7	N	Zinc	0.54	51.0	51.0	MG/KG	

AUTOMATED DATA REVIEW SUMMARY for 240-28007-1_0813

Detected Results

Test Leach	Matrix	FieldSample ID	LabSample ID	Type	Analyte	RL	Lab Result	Qualified Result	Units	Reason
SW6020/NONE	SO	072SB-0094-0001-SO	240-28007-4	N	Silver	0.12	0.25	0.25	MG/KG	
SW6020/NONE	SO	072SB-0094-0001-SO	240-28007-4	N	Aluminum	3.6	10000	10000	MG/KG	
SW6020/NONE	SO	072SB-0094-0001-SO	240-28007-4	N	Arsenic	0.12	20.0	20.0	MG/KG	
SW6020/NONE	SO	072SB-0094-0001-SO	240-28007-4	N	Barium	1.2	31.0	31.0	MG/KG	
SW6020/NONE	SO	072SB-0094-0001-SO	240-28007-4	N	Beryllium	0.12	0.46	0.46	MG/KG	
SW6020/NONE	SO	072SB-0094-0001-SO	240-28007-4	N	Calcium	12.0	5800	5800	MG/KG	
SW6020/NONE	SO	072SB-0094-0001-SO	240-28007-4	N	Cadmium	0.12	0.13	0.13	MG/KG	
SW6020/NONE	SO	072SB-0094-0001-SO	240-28007-4	N	Cobalt	0.059	11.0	11.0	MG/KG	
SW6020/NONE	SO	072SB-0094-0001-SO	240-28007-4	N	Chromium	0.24	14.0	14.0	MG/KG	
SW6020/NONE	SO	072SB-0094-0001-SO	240-28007-4	N	Copper	0.24	21.0	21.0	MG/KG	
SW6020/NONE	SO	072SB-0094-0001-SO	240-28007-4	N	Iron	5.9	30000	30000	MG/KG	
SW6020/NONE	SO	072SB-0094-0001-SO	240-28007-4	N	Potassium	12.0	1300	1300	MG/KG	
SW6020/NONE	SO	072SB-0094-0001-SO	240-28007-4	N	Magnesium	12.0	5600	5600	MG/KG	
SW6020/NONE	SO	072SB-0094-0001-SO	240-28007-4	N	Manganese	0.59	450	450	MG/KG	
SW6020/NONE	SO	072SB-0094-0001-SO	240-28007-4	N	Sodium	12.0	91.0	91.0	MG/KG	
SW6020/NONE	SO	072SB-0094-0001-SO	240-28007-4	N	Nickel	0.12	25.0	25.0	MG/KG	
SW6020/NONE	SO	072SB-0094-0001-SO	240-28007-4	N	Lead	0.12	13.0	13.0	MG/KG	
SW6020/NONE	SO	072SB-0094-0001-SO	240-28007-4	N	Antimony	0.24	0.29	0.29	MG/KG	
SW6020/NONE	SO	072SB-0094-0001-SO	240-28007-4	N	Selenium	0.59	0.12	0.12 J	MG/KG	TR
SW6020/NONE	SO	072SB-0094-0001-SO	240-28007-4	N	Thallium	0.12	0.12	0.12	MG/KG	
SW6020/NONE	SO	072SB-0094-0001-SO	240-28007-4	N	Vanadium	0.12	13.0	13.0	MG/KG	
SW6020/NONE	SO	072SB-0094-0001-SO	240-28007-4	N	Zinc	0.59	56.0	56.0	MG/KG	
SW6020/NONE	SO	072SB-0095-0001-SO	240-28007-5	N	Silver	0.11	0.057	0.057 J	MG/KG	TR
SW6020/NONE	SO	072SB-0095-0001-SO	240-28007-5	N	Aluminum	3.3	11000	11000	MG/KG	
SW6020/NONE	SO	072SB-0095-0001-SO	240-28007-5	N	Arsenic	0.11	11.0	11.0	MG/KG	
SW6020/NONE	SO	072SB-0095-0001-SO	240-28007-5	N	Barium	1.1	29.0	29.0	MG/KG	
SW6020/NONE	SO	072SB-0095-0001-SO	240-28007-5	N	Beryllium	0.11	0.54	0.54	MG/KG	
SW6020/NONE	SO	072SB-0095-0001-SO	240-28007-5	N	Calcium	11.0	11000	11000	MG/KG	

AUTOMATED DATA REVIEW SUMMARY for 240-28007-1_0813

Detected Results

Test Leach	Matrix	FieldSample ID	LabSample ID	Type	Analyte	RL	Lab Result	Qualified Result	Units	Reason
SW6020/NONE	SO	072SB-0095-0001-SO	240-28007-5	N	Cadmium	0.11	0.13	0.13	MG/KG	
SW6020/NONE	SO	072SB-0095-0001-SO	240-28007-5	N	Cobalt	0.056	11.0	11.0	MG/KG	
SW6020/NONE	SO	072SB-0095-0001-SO	240-28007-5	N	Chromium	0.22	14.0	14.0	MG/KG	
SW6020/NONE	SO	072SB-0095-0001-SO	240-28007-5	N	Copper	0.22	16.0	16.0	MG/KG	
SW6020/NONE	SO	072SB-0095-0001-SO	240-28007-5	N	Iron	5.6	26000	26000	MG/KG	
SW6020/NONE	SO	072SB-0095-0001-SO	240-28007-5	N	Potassium	11.0	1700	1700	MG/KG	
SW6020/NONE	SO	072SB-0095-0001-SO	240-28007-5	N	Magnesium	11.0	8600	8600	MG/KG	
SW6020/NONE	SO	072SB-0095-0001-SO	240-28007-5	N	Manganese	0.56	280	280	MG/KG	
SW6020/NONE	SO	072SB-0095-0001-SO	240-28007-5	N	Sodium	11.0	110	110	MG/KG	
SW6020/NONE	SO	072SB-0095-0001-SO	240-28007-5	N	Nickel	0.11	25.0	25.0	MG/KG	
SW6020/NONE	SO	072SB-0095-0001-SO	240-28007-5	N	Lead	0.11	10.0	10.0	MG/KG	
SW6020/NONE	SO	072SB-0095-0001-SO	240-28007-5	N	Antimony	0.22	0.086	0.086 J	MG/KG	TR
SW6020/NONE	SO	072SB-0095-0001-SO	240-28007-5	N	Selenium	0.56	0.12	0.12 J	MG/KG	TR
SW6020/NONE	SO	072SB-0095-0001-SO	240-28007-5	N	Thallium	0.11	0.13	0.13	MG/KG	
SW6020/NONE	SO	072SB-0095-0001-SO	240-28007-5	N	Vanadium	0.11	14.0	14.0	MG/KG	
SW6020/NONE	SO	072SB-0095-0001-SO	240-28007-5	N	Zinc	0.56	55.0	55.0	MG/KG	
SW6020/NONE	SO	072SB-0096-0001-SO	240-28007-3	N	Silver	0.11	0.39	0.39	MG/KG	
SW6020/NONE	SO	072SB-0096-0001-SO	240-28007-3	N	Aluminum	3.2	6300	6300	MG/KG	
SW6020/NONE	SO	072SB-0096-0001-SO	240-28007-3	N	Arsenic	0.11	9.9	9.9	MG/KG	
SW6020/NONE	SO	072SB-0096-0001-SO	240-28007-3	N	Barium	1.1	36.0	36.0	MG/KG	
SW6020/NONE	SO	072SB-0096-0001-SO	240-28007-3	N	Beryllium	0.11	0.36	0.36	MG/KG	
SW6020/NONE	SO	072SB-0096-0001-SO	240-28007-3	N	Calcium	11.0	1500	1500	MG/KG	
SW6020/NONE	SO	072SB-0096-0001-SO	240-28007-3	N	Cadmium	0.11	0.14	0.14	MG/KG	
SW6020/NONE	SO	072SB-0096-0001-SO	240-28007-3	N	Cobalt	0.053	7.4	7.4	MG/KG	
SW6020/NONE	SO	072SB-0096-0001-SO	240-28007-3	N	Chromium	0.21	8.8	8.8	MG/KG	
SW6020/NONE	SO	072SB-0096-0001-SO	240-28007-3	N	Copper	0.21	14.0	14.0	MG/KG	
SW6020/NONE	SO	072SB-0096-0001-SO	240-28007-3	N	Iron	5.3	19000	19000	MG/KG	
SW6020/NONE	SO	072SB-0096-0001-SO	240-28007-3	N	Potassium	11.0	680	680	MG/KG	

AUTOMATED DATA REVIEW SUMMARY for 240-28007-1_0813

Detected Results

Test Leach	Matrix	FieldSample ID	LabSample ID	Type	Analyte	RL	Lab Result	Qualified Result	Units	Reason
SW6020/NONE	SO	072SB-0096-0001-SO	240-28007-3	N	Magnesium	11.0	2000	2000	MG/KG	
SW6020/NONE	SO	072SB-0096-0001-SO	240-28007-3	N	Manganese	0.53	390	390	MG/KG	
SW6020/NONE	SO	072SB-0096-0001-SO	240-28007-3	N	Sodium	11.0	63.0	63.0	MG/KG	
SW6020/NONE	SO	072SB-0096-0001-SO	240-28007-3	N	Nickel	0.11	16.0	16.0	MG/KG	
SW6020/NONE	SO	072SB-0096-0001-SO	240-28007-3	N	Lead	0.11	12.0	12.0	MG/KG	
SW6020/NONE	SO	072SB-0096-0001-SO	240-28007-3	N	Selenium	0.53	0.11	0.11 J	MG/KG	TR
SW6020/NONE	SO	072SB-0096-0001-SO	240-28007-3	N	Thallium	0.11	0.11	0.11	MG/KG	
SW6020/NONE	SO	072SB-0096-0001-SO	240-28007-3	N	Vanadium	0.11	10.0	10.0	MG/KG	
SW6020/NONE	SO	072SB-0096-0001-SO	240-28007-3	N	Zinc	0.53	49.0	49.0	MG/KG	
SW6020/NONE	SO	072SB-0097-0001-SO	240-28007-6	N	Silver	0.11	0.043	0.043 J	MG/KG	TR
SW6020/NONE	SO	072SB-0097-0001-SO	240-28007-6	N	Aluminum	3.2	7300	7300	MG/KG	
SW6020/NONE	SO	072SB-0097-0001-SO	240-28007-6	N	Arsenic	0.11	13.0	13.0	MG/KG	
SW6020/NONE	SO	072SB-0097-0001-SO	240-28007-6	N	Barium	1.1	24.0	24.0	MG/KG	
SW6020/NONE	SO	072SB-0097-0001-SO	240-28007-6	N	Beryllium	0.11	0.37	0.37	MG/KG	
SW6020/NONE	SO	072SB-0097-0001-SO	240-28007-6	N	Calcium	11.0	7400	7400	MG/KG	
SW6020/NONE	SO	072SB-0097-0001-SO	240-28007-6	N	Cadmium	0.11	0.13	0.13	MG/KG	
SW6020/NONE	SO	072SB-0097-0001-SO	240-28007-6	N	Cobalt	0.053	8.1	8.1	MG/KG	
SW6020/NONE	SO	072SB-0097-0001-SO	240-28007-6	N	Chromium	0.21	10.0	10.0	MG/KG	
SW6020/NONE	SO	072SB-0097-0001-SO	240-28007-6	N	Copper	0.21	17.0	17.0	MG/KG	
SW6020/NONE	SO	072SB-0097-0001-SO	240-28007-6	N	Iron	5.3	22000	22000	MG/KG	
SW6020/NONE	SO	072SB-0097-0001-SO	240-28007-6	N	Potassium	11.0	1000	1000	MG/KG	
SW6020/NONE	SO	072SB-0097-0001-SO	240-28007-6	N	Magnesium	11.0	4300	4300	MG/KG	
SW6020/NONE	SO	072SB-0097-0001-SO	240-28007-6	N	Manganese	0.53	380	380	MG/KG	
SW6020/NONE	SO	072SB-0097-0001-SO	240-28007-6	N	Sodium	11.0	72.0	72.0	MG/KG	
SW6020/NONE	SO	072SB-0097-0001-SO	240-28007-6	N	Nickel	0.11	19.0	19.0	MG/KG	
SW6020/NONE	SO	072SB-0097-0001-SO	240-28007-6	N	Lead	0.11	11.0	11.0	MG/KG	
SW6020/NONE	SO	072SB-0097-0001-SO	240-28007-6	N	Antimony	0.21	0.057	0.057 J	MG/KG	TR
SW6020/NONE	SO	072SB-0097-0001-SO	240-28007-6	N	Selenium	0.53	0.10	0.10 J	MG/KG	TR

AUTOMATED DATA REVIEW SUMMARY for 240-28007-1_0813

Detected Results

Test Leach	Matrix	FieldSample ID	LabSample ID	Type	Analyte	RL	Lab Result	Qualified Result	Units	Reason
SW6020/NONE	SO	072SB-0097-0001-SO	240-28007-6	N	Thallium	0.11	0.10	0.10 J	MG/KG	TR
SW6020/NONE	SO	072SB-0097-0001-SO	240-28007-6	N	Vanadium	0.11	10.0	10.0	MG/KG	
SW6020/NONE	SO	072SB-0097-0001-SO	240-28007-6	N	Zinc	0.53	50.0	50.0	MG/KG	
SW6020/NONE	SO	076SB-0044M-0001-SO	240-28007-13	N	Silver	0.097	0.33	0.33	MG/KG	
SW6020/NONE	SO	076SB-0044M-0001-SO	240-28007-13	N	Aluminum	2.9	11000	11000	MG/KG	
SW6020/NONE	SO	076SB-0044M-0001-SO	240-28007-13	N	Arsenic	0.097	13.0	13.0	MG/KG	
SW6020/NONE	SO	076SB-0044M-0001-SO	240-28007-13	N	Barium	0.97	55.0	55.0	MG/KG	
SW6020/NONE	SO	076SB-0044M-0001-SO	240-28007-13	N	Beryllium	0.097	0.53	0.53	MG/KG	
SW6020/NONE	SO	076SB-0044M-0001-SO	240-28007-13	N	Calcium	9.7	1500	1500	MG/KG	
SW6020/NONE	SO	076SB-0044M-0001-SO	240-28007-13	N	Cadmium	0.097	0.14	0.14	MG/KG	
SW6020/NONE	SO	076SB-0044M-0001-SO	240-28007-13	N	Cobalt	0.049	8.9	8.9	MG/KG	
SW6020/NONE	SO	076SB-0044M-0001-SO	240-28007-13	N	Chromium	0.19	14.0	14.0	MG/KG	
SW6020/NONE	SO	076SB-0044M-0001-SO	240-28007-13	N	Copper	0.19	17.0	17.0	MG/KG	
SW6020/NONE	SO	076SB-0044M-0001-SO	240-28007-13	N	Iron	4.9	26000	26000	MG/KG	
SW6020/NONE	SO	076SB-0044M-0001-SO	240-28007-13	N	Potassium	9.7	840	840	MG/KG	
SW6020/NONE	SO	076SB-0044M-0001-SO	240-28007-13	N	Magnesium	9.7	2800	2800	MG/KG	
SW6020/NONE	SO	076SB-0044M-0001-SO	240-28007-13	N	Manganese	0.49	390	390	MG/KG	
SW6020/NONE	SO	076SB-0044M-0001-SO	240-28007-13	N	Sodium	9.7	72.0	72.0	MG/KG	
SW6020/NONE	SO	076SB-0044M-0001-SO	240-28007-13	N	Nickel	0.097	20.0	20.0	MG/KG	
SW6020/NONE	SO	076SB-0044M-0001-SO	240-28007-13	N	Lead	0.097	12.0	12.0	MG/KG	
SW6020/NONE	SO	076SB-0044M-0001-SO	240-28007-13	N	Selenium	0.49	0.23	0.23 J	MG/KG	TR
SW6020/NONE	SO	076SB-0044M-0001-SO	240-28007-13	N	Thallium	0.097	0.14	0.14	MG/KG	
SW6020/NONE	SO	076SB-0044M-0001-SO	240-28007-13	N	Vanadium	0.097	16.0	16.0	MG/KG	
SW6020/NONE	SO	076SB-0044M-0001-SO	240-28007-13	N	Zinc	0.49	50.0	50.0	MG/KG	
SW6020/NONE	SO	076SB-0045M-0001-SO	240-28007-14	N	Silver	0.098	0.22	0.22	MG/KG	
SW6020/NONE	SO	076SB-0045M-0001-SO	240-28007-14	N	Aluminum	2.9	9200	9200	MG/KG	
SW6020/NONE	SO	076SB-0045M-0001-SO	240-28007-14	N	Arsenic	0.098	17.0	17.0	MG/KG	
SW6020/NONE	SO	076SB-0045M-0001-SO	240-28007-14	N	Barium	0.98	38.0	38.0	MG/KG	

AUTOMATED DATA REVIEW SUMMARY for 240-28007-1_0813

Detected Results

Test Leach	Matrix	FieldSample ID	LabSample ID	Type	Analyte	RL	Lab Result	Qualified Result	Units	Reason
SW6020/NONE	SO	076SB-0045M-0001-SO	240-28007-14	N	Beryllium	0.098	0.43	0.43	MG/KG	
SW6020/NONE	SO	076SB-0045M-0001-SO	240-28007-14	N	Calcium	9.8	4400	4400	MG/KG	
SW6020/NONE	SO	076SB-0045M-0001-SO	240-28007-14	N	Cadmium	0.098	0.11	0.11	MG/KG	
SW6020/NONE	SO	076SB-0045M-0001-SO	240-28007-14	N	Cobalt	0.049	9.1	9.1	MG/KG	
SW6020/NONE	SO	076SB-0045M-0001-SO	240-28007-14	N	Chromium	0.20	12.0	12.0	MG/KG	
SW6020/NONE	SO	076SB-0045M-0001-SO	240-28007-14	N	Copper	0.20	18.0	18.0	MG/KG	
SW6020/NONE	SO	076SB-0045M-0001-SO	240-28007-14	N	Iron	4.9	26000	26000	MG/KG	
SW6020/NONE	SO	076SB-0045M-0001-SO	240-28007-14	N	Potassium	9.8	950	950	MG/KG	
SW6020/NONE	SO	076SB-0045M-0001-SO	240-28007-14	N	Magnesium	9.8	3700	3700	MG/KG	
SW6020/NONE	SO	076SB-0045M-0001-SO	240-28007-14	N	Manganese	0.49	350	350	MG/KG	
SW6020/NONE	SO	076SB-0045M-0001-SO	240-28007-14	N	Sodium	9.8	73.0	73.0	MG/KG	
SW6020/NONE	SO	076SB-0045M-0001-SO	240-28007-14	N	Nickel	0.098	21.0	21.0	MG/KG	
SW6020/NONE	SO	076SB-0045M-0001-SO	240-28007-14	N	Lead	0.098	11.0	11.0	MG/KG	
SW6020/NONE	SO	076SB-0045M-0001-SO	240-28007-14	N	Selenium	0.49	0.084	0.084 J	MG/KG	TR
SW6020/NONE	SO	076SB-0045M-0001-SO	240-28007-14	N	Thallium	0.098	0.11	0.11	MG/KG	
SW6020/NONE	SO	076SB-0045M-0001-SO	240-28007-14	N	Vanadium	0.098	13.0	13.0	MG/KG	
SW6020/NONE	SO	076SB-0045M-0001-SO	240-28007-14	N	Zinc	0.49	52.0	52.0	MG/KG	
SW6020/NONE	SO	076SB-0046M-0001-SO	240-28007-15	N	Silver	0.098	0.12	0.12	MG/KG	
SW6020/NONE	SO	076SB-0046M-0001-SO	240-28007-15	N	Aluminum	2.9	7000	7000	MG/KG	
SW6020/NONE	SO	076SB-0046M-0001-SO	240-28007-15	N	Arsenic	0.098	12.0	12.0	MG/KG	
SW6020/NONE	SO	076SB-0046M-0001-SO	240-28007-15	N	Barium	0.98	42.0	42.0	MG/KG	
SW6020/NONE	SO	076SB-0046M-0001-SO	240-28007-15	N	Beryllium	0.098	0.39	0.39	MG/KG	
SW6020/NONE	SO	076SB-0046M-0001-SO	240-28007-15	N	Calcium	9.8	1800	1800	MG/KG	
SW6020/NONE	SO	076SB-0046M-0001-SO	240-28007-15	N	Cadmium	0.098	0.21	0.21	MG/KG	
SW6020/NONE	SO	076SB-0046M-0001-SO	240-28007-15	N	Cobalt	0.049	7.8	7.8	MG/KG	
SW6020/NONE	SO	076SB-0046M-0001-SO	240-28007-15	N	Chromium	0.20	9.7	9.7	MG/KG	
SW6020/NONE	SO	076SB-0046M-0001-SO	240-28007-15	N	Copper	0.20	17.0	17.0	MG/KG	
SW6020/NONE	SO	076SB-0046M-0001-SO	240-28007-15	N	Iron	4.9	21000	21000	MG/KG	

AUTOMATED DATA REVIEW SUMMARY for 240-28007-1_0813

Detected Results

Test Leach	Matrix	FieldSample ID	LabSample ID	Type	Analyte	RL	Lab Result	Qualified Result	Units	Reason
SW6020/NONE	SO	076SB-0046M-0001-SO	240-28007-15	N	Potassium	9.8	720	720	MG/KG	
SW6020/NONE	SO	076SB-0046M-0001-SO	240-28007-15	N	Magnesium	9.8	2200	2200	MG/KG	
SW6020/NONE	SO	076SB-0046M-0001-SO	240-28007-15	N	Manganese	0.49	420	420	MG/KG	
SW6020/NONE	SO	076SB-0046M-0001-SO	240-28007-15	N	Sodium	9.8	75.0	75.0	MG/KG	
SW6020/NONE	SO	076SB-0046M-0001-SO	240-28007-15	N	Nickel	0.098	18.0	18.0	MG/KG	
SW6020/NONE	SO	076SB-0046M-0001-SO	240-28007-15	N	Lead	0.098	11.0	11.0	MG/KG	
SW6020/NONE	SO	076SB-0046M-0001-SO	240-28007-15	N	Selenium	0.49	0.080	0.080 J	MG/KG	TR
SW6020/NONE	SO	076SB-0046M-0001-SO	240-28007-15	N	Thallium	0.098	0.11	0.11	MG/KG	
SW6020/NONE	SO	076SB-0046M-0001-SO	240-28007-15	N	Vanadium	0.098	11.0	11.0	MG/KG	
SW6020/NONE	SO	076SB-0046M-0001-SO	240-28007-15	N	Zinc	0.49	55.0	55.0	MG/KG	
SW6020/NONE	SO	076SB-0047M-0001-SO	240-28007-16	N	Silver	0.097	0.24	0.24	MG/KG	
SW6020/NONE	SO	076SB-0047M-0001-SO	240-28007-16	N	Aluminum	2.9	12000	12000	MG/KG	
SW6020/NONE	SO	076SB-0047M-0001-SO	240-28007-16	N	Arsenic	0.097	12.0	12.0	MG/KG	
SW6020/NONE	SO	076SB-0047M-0001-SO	240-28007-16	N	Barium	0.97	54.0	54.0	MG/KG	
SW6020/NONE	SO	076SB-0047M-0001-SO	240-28007-16	N	Beryllium	0.097	0.53	0.53	MG/KG	
SW6020/NONE	SO	076SB-0047M-0001-SO	240-28007-16	N	Calcium	9.7	1300	1300	MG/KG	
SW6020/NONE	SO	076SB-0047M-0001-SO	240-28007-16	N	Cadmium	0.097	0.13	0.13	MG/KG	
SW6020/NONE	SO	076SB-0047M-0001-SO	240-28007-16	N	Cobalt	0.049	9.3	9.3	MG/KG	
SW6020/NONE	SO	076SB-0047M-0001-SO	240-28007-16	N	Chromium	0.19	14.0	14.0	MG/KG	
SW6020/NONE	SO	076SB-0047M-0001-SO	240-28007-16	N	Copper	0.19	16.0	16.0	MG/KG	
SW6020/NONE	SO	076SB-0047M-0001-SO	240-28007-16	N	Iron	4.9	29000	29000	MG/KG	
SW6020/NONE	SO	076SB-0047M-0001-SO	240-28007-16	N	Potassium	9.7	910	910	MG/KG	
SW6020/NONE	SO	076SB-0047M-0001-SO	240-28007-16	N	Magnesium	9.7	3000	3000	MG/KG	
SW6020/NONE	SO	076SB-0047M-0001-SO	240-28007-16	N	Manganese	0.49	530	530	MG/KG	
SW6020/NONE	SO	076SB-0047M-0001-SO	240-28007-16	N	Sodium	9.7	65.0	65.0	MG/KG	
SW6020/NONE	SO	076SB-0047M-0001-SO	240-28007-16	N	Nickel	0.097	20.0	20.0	MG/KG	
SW6020/NONE	SO	076SB-0047M-0001-SO	240-28007-16	N	Lead	0.097	12.0	12.0	MG/KG	
SW6020/NONE	SO	076SB-0047M-0001-SO	240-28007-16	N	Selenium	0.49	0.21	0.21 J	MG/KG	TR

AUTOMATED DATA REVIEW SUMMARY for 240-28007-1_0813

Detected Results

Test Leach	Matrix	FieldSample ID	LabSample ID	Type	Analyte	RL	Lab Result	Qualified Result	Units	Reason
SW6020/NONE	SO	076SB-0047M-0001-SO	240-28007-16	N	Thallium	0.097	0.14	0.14	MG/KG	
SW6020/NONE	SO	076SB-0047M-0001-SO	240-28007-16	N	Vanadium	0.097	18.0	18.0	MG/KG	
SW6020/NONE	SO	076SB-0047M-0001-SO	240-28007-16	N	Zinc	0.49	46.0	46.0	MG/KG	
SW6020/NONE	SO	076SB-0048M-0001-SO	240-28007-17	N	Silver	0.099	0.27	0.27	MG/KG	
SW6020/NONE	SO	076SB-0048M-0001-SO	240-28007-17	N	Aluminum	3.0	12000	12000	MG/KG	
SW6020/NONE	SO	076SB-0048M-0001-SO	240-28007-17	N	Arsenic	0.099	15.0	15.0	MG/KG	
SW6020/NONE	SO	076SB-0048M-0001-SO	240-28007-17	N	Barium	0.99	55.0	55.0	MG/KG	
SW6020/NONE	SO	076SB-0048M-0001-SO	240-28007-17	N	Beryllium	0.099	0.61	0.61	MG/KG	
SW6020/NONE	SO	076SB-0048M-0001-SO	240-28007-17	N	Calcium	9.9	3400	3400	MG/KG	
SW6020/NONE	SO	076SB-0048M-0001-SO	240-28007-17	N	Cadmium	0.099	0.14	0.14	MG/KG	
SW6020/NONE	SO	076SB-0048M-0001-SO	240-28007-17	N	Cobalt	0.050	11.0	11.0	MG/KG	
SW6020/NONE	SO	076SB-0048M-0001-SO	240-28007-17	N	Chromium	0.20	15.0	15.0	MG/KG	
SW6020/NONE	SO	076SB-0048M-0001-SO	240-28007-17	N	Copper	0.20	19.0	19.0	MG/KG	
SW6020/NONE	SO	076SB-0048M-0001-SO	240-28007-17	N	Iron	5.0	29000	29000	MG/KG	
SW6020/NONE	SO	076SB-0048M-0001-SO	240-28007-17	N	Potassium	9.9	1100	1100	MG/KG	
SW6020/NONE	SO	076SB-0048M-0001-SO	240-28007-17	N	Magnesium	9.9	4100	4100	MG/KG	
SW6020/NONE	SO	076SB-0048M-0001-SO	240-28007-17	N	Manganese	0.50	380	380	MG/KG	
SW6020/NONE	SO	076SB-0048M-0001-SO	240-28007-17	N	Sodium	9.9	81.0	81.0	MG/KG	
SW6020/NONE	SO	076SB-0048M-0001-SO	240-28007-17	N	Nickel	0.099	26.0	26.0	MG/KG	
SW6020/NONE	SO	076SB-0048M-0001-SO	240-28007-17	N	Lead	0.099	12.0	12.0	MG/KG	
SW6020/NONE	SO	076SB-0048M-0001-SO	240-28007-17	N	Selenium	0.50	0.19	0.19 J	MG/KG	TR
SW6020/NONE	SO	076SB-0048M-0001-SO	240-28007-17	N	Thallium	0.099	0.13	0.13	MG/KG	
SW6020/NONE	SO	076SB-0048M-0001-SO	240-28007-17	N	Vanadium	0.099	16.0	16.0	MG/KG	
SW6020/NONE	SO	076SB-0048M-0001-SO	240-28007-17	N	Zinc	0.50	54.0	54.0	MG/KG	
SW6020/NONE	SO	076SB-0049M-0001-SO	240-28007-18	N	Silver	0.099	0.29	0.29	MG/KG	
SW6020/NONE	SO	076SB-0049M-0001-SO	240-28007-18	N	Aluminum	3.0	11000	11000	MG/KG	
SW6020/NONE	SO	076SB-0049M-0001-SO	240-28007-18	N	Arsenic	0.099	17.0	17.0	MG/KG	
SW6020/NONE	SO	076SB-0049M-0001-SO	240-28007-18	N	Barium	0.99	52.0	52.0	MG/KG	

AUTOMATED DATA REVIEW SUMMARY for 240-28007-1_0813

Detected Results

Test Leach	Matrix	FieldSample ID	LabSample ID	Type	Analyte	RL	Lab Result	Qualified Result	Units	Reason
SW6020/NONE	SO	076SB-0049M-0001-SO	240-28007-18	N	Beryllium	0.099	0.57	0.57	MG/KG	
SW6020/NONE	SO	076SB-0049M-0001-SO	240-28007-18	N	Calcium	9.9	3700	3700	MG/KG	
SW6020/NONE	SO	076SB-0049M-0001-SO	240-28007-18	N	Cadmium	0.099	0.14	0.14	MG/KG	
SW6020/NONE	SO	076SB-0049M-0001-SO	240-28007-18	N	Cobalt	0.050	12.0	12.0	MG/KG	
SW6020/NONE	SO	076SB-0049M-0001-SO	240-28007-18	N	Chromium	0.20	14.0	14.0	MG/KG	
SW6020/NONE	SO	076SB-0049M-0001-SO	240-28007-18	N	Copper	0.20	19.0	19.0	MG/KG	
SW6020/NONE	SO	076SB-0049M-0001-SO	240-28007-18	N	Iron	5.0	29000	29000	MG/KG	
SW6020/NONE	SO	076SB-0049M-0001-SO	240-28007-18	N	Potassium	9.9	1100	1100	MG/KG	
SW6020/NONE	SO	076SB-0049M-0001-SO	240-28007-18	N	Magnesium	9.9	4100	4100	MG/KG	
SW6020/NONE	SO	076SB-0049M-0001-SO	240-28007-18	N	Manganese	0.50	440	440	MG/KG	
SW6020/NONE	SO	076SB-0049M-0001-SO	240-28007-18	N	Sodium	9.9	72.0	72.0	MG/KG	
SW6020/NONE	SO	076SB-0049M-0001-SO	240-28007-18	N	Nickel	0.099	25.0	25.0	MG/KG	
SW6020/NONE	SO	076SB-0049M-0001-SO	240-28007-18	N	Lead	0.099	13.0	13.0	MG/KG	
SW6020/NONE	SO	076SB-0049M-0001-SO	240-28007-18	N	Selenium	0.50	0.063	0.063 J	MG/KG	TR
SW6020/NONE	SO	076SB-0049M-0001-SO	240-28007-18	N	Thallium	0.099	0.13	0.13	MG/KG	
SW6020/NONE	SO	076SB-0049M-0001-SO	240-28007-18	N	Vanadium	0.099	15.0	15.0	MG/KG	
SW6020/NONE	SO	076SB-0049M-0001-SO	240-28007-18	N	Zinc	0.50	54.0	54.0	MG/KG	
SW6020/NONE	SO	076SB-0050M-0001-SO	240-28007-20	N	Silver	0.098	0.16	0.16	MG/KG	
SW6020/NONE	SO	076SB-0050M-0001-SO	240-28007-20	N	Aluminum	2.9	7300	7300	MG/KG	
SW6020/NONE	SO	076SB-0050M-0001-SO	240-28007-20	N	Arsenic	0.098	12.0	12.0	MG/KG	
SW6020/NONE	SO	076SB-0050M-0001-SO	240-28007-20	N	Barium	0.98	32.0	32.0	MG/KG	
SW6020/NONE	SO	076SB-0050M-0001-SO	240-28007-20	N	Beryllium	0.098	0.45	0.45	MG/KG	
SW6020/NONE	SO	076SB-0050M-0001-SO	240-28007-20	N	Calcium	9.8	5600	5600	MG/KG	
SW6020/NONE	SO	076SB-0050M-0001-SO	240-28007-20	N	Cadmium	0.098	0.16	0.16	MG/KG	
SW6020/NONE	SO	076SB-0050M-0001-SO	240-28007-20	N	Cobalt	0.049	7.7	7.7	MG/KG	
SW6020/NONE	SO	076SB-0050M-0001-SO	240-28007-20	N	Chromium	0.20	9.8	9.8	MG/KG	
SW6020/NONE	SO	076SB-0050M-0001-SO	240-28007-20	N	Copper	0.20	18.0	18.0	MG/KG	
SW6020/NONE	SO	076SB-0050M-0001-SO	240-28007-20	N	Iron	4.9	22000	22000	MG/KG	

AUTOMATED DATA REVIEW SUMMARY for 240-28007-1_0813

Detected Results

Test Leach	Matrix	FieldSample ID	LabSample ID	Type	Analyte	RL	Lab Result	Qualified Result	Units	Reason
SW6020/NONE	SO	076SB-0050M-0001-SO	240-28007-20	N	Potassium	9.8	970	970	MG/KG	
SW6020/NONE	SO	076SB-0050M-0001-SO	240-28007-20	N	Magnesium	9.8	3100	3100	MG/KG	
SW6020/NONE	SO	076SB-0050M-0001-SO	240-28007-20	N	Manganese	0.49	420	420	MG/KG	
SW6020/NONE	SO	076SB-0050M-0001-SO	240-28007-20	N	Sodium	9.8	81.0	81.0	MG/KG	
SW6020/NONE	SO	076SB-0050M-0001-SO	240-28007-20	N	Nickel	0.098	19.0	19.0	MG/KG	
SW6020/NONE	SO	076SB-0050M-0001-SO	240-28007-20	N	Lead	0.098	14.0	14.0	MG/KG	
SW6020/NONE	SO	076SB-0050M-0001-SO	240-28007-20	N	Selenium	0.49	0.25	0.25 J	MG/KG	TR
SW6020/NONE	SO	076SB-0050M-0001-SO	240-28007-20	N	Thallium	0.098	0.11	0.11	MG/KG	
SW6020/NONE	SO	076SB-0050M-0001-SO	240-28007-20	N	Vanadium	0.098	10.0	10.0	MG/KG	
SW6020/NONE	SO	076SB-0050M-0001-SO	240-28007-20	N	Zinc	0.49	58.0	58.0	MG/KG	
SW6020/NONE	SO	076SB-0051-0001-SO	240-28007-19	N	Silver	0.13	0.31	0.31	MG/KG	
SW6020/NONE	SO	076SB-0051-0001-SO	240-28007-19	N	Aluminum	3.8	13000	13000	MG/KG	
SW6020/NONE	SO	076SB-0051-0001-SO	240-28007-19	N	Arsenic	0.13	17.0	17.0	MG/KG	
SW6020/NONE	SO	076SB-0051-0001-SO	240-28007-19	N	Barium	1.3	33.0	33.0	MG/KG	
SW6020/NONE	SO	076SB-0051-0001-SO	240-28007-19	N	Beryllium	0.13	0.61	0.61	MG/KG	
SW6020/NONE	SO	076SB-0051-0001-SO	240-28007-19	N	Calcium	13.0	6000	6000	MG/KG	
SW6020/NONE	SO	076SB-0051-0001-SO	240-28007-19	N	Cadmium	0.13	0.13	0.13	MG/KG	
SW6020/NONE	SO	076SB-0051-0001-SO	240-28007-19	N	Cobalt	0.063	12.0	12.0	MG/KG	
SW6020/NONE	SO	076SB-0051-0001-SO	240-28007-19	N	Chromium	0.25	17.0	17.0	MG/KG	
SW6020/NONE	SO	076SB-0051-0001-SO	240-28007-19	N	Copper	0.25	20.0	20.0	MG/KG	
SW6020/NONE	SO	076SB-0051-0001-SO	240-28007-19	N	Iron	6.3	33000	33000	MG/KG	
SW6020/NONE	SO	076SB-0051-0001-SO	240-28007-19	N	Potassium	13.0	1900	1900	MG/KG	
SW6020/NONE	SO	076SB-0051-0001-SO	240-28007-19	N	Magnesium	13.0	6900	6900	MG/KG	
SW6020/NONE	SO	076SB-0051-0001-SO	240-28007-19	N	Manganese	0.63	300	300	MG/KG	
SW6020/NONE	SO	076SB-0051-0001-SO	240-28007-19	N	Sodium	13.0	120	120	MG/KG	
SW6020/NONE	SO	076SB-0051-0001-SO	240-28007-19	N	Nickel	0.13	29.0	29.0	MG/KG	
SW6020/NONE	SO	076SB-0051-0001-SO	240-28007-19	N	Lead	0.13	12.0	12.0	MG/KG	
SW6020/NONE	SO	076SB-0051-0001-SO	240-28007-19	N	Selenium	0.63	0.092	0.092 J	MG/KG	TR

AUTOMATED DATA REVIEW SUMMARY for 240-28007-1_0813

Detected Results

Test Leach	Matrix	FieldSample ID	LabSample ID	Type	Analyte	RL	Lab Result	Qualified Result	Units	Reason
SW6020/NONE	SO	076SB-0051-0001-SO	240-28007-19	N	Thallium	0.13	0.14	0.14	MG/KG	
SW6020/NONE	SO	076SB-0051-0001-SO	240-28007-19	N	Vanadium	0.13	16.0	16.0	MG/KG	
SW6020/NONE	SO	076SB-0051-0001-SO	240-28007-19	N	Zinc	0.63	66.0	66.0	MG/KG	
Test Leach	**Matrix**	**FieldSample ID**	**LabSample ID**	**Type**	**Analyte**	**RL**	**Lab Result**	**Qualified Result**	**Units**	**Reason**
SW7471A/NONE	SO	075SB-0009-0001-SO	240-28007-2	N	Mercury	0.11	0.023	0.023 J	MG/KG	TR
SW7471A/NONE	SO	076SB-0044M-0001-SO	240-28007-13	N	Mercury	0.11	0.017	0.017 J	MG/KG	TR
SW7471A/NONE	SO	076SB-0047M-0001-SO	240-28007-16	N	Mercury	0.086	0.041	0.041 J	MG/KG	TR
SW7471A/NONE	SO	076SB-0048M-0001-SO	240-28007-17	N	Mercury	0.10	0.016	0.016 J	MG/KG	TR
Test Leach	**Matrix**	**FieldSample ID**	**LabSample ID**	**Type**	**Analyte**	**RL**	**Lab Result**	**Qualified Result**	**Units**	**Reason**
SW8270C/NONE	SO	072SB-0093-0001-SO	240-28007-7	N	Benzo(a)anthracene	7.5	5.4	5.4 J	UG/KG	TR
SW8270C/NONE	SO	072SB-0093-0001-SO	240-28007-7	N	Benzo(a)pyrene	7.5	4.7	4.7 J	UG/KG	TR
SW8270C/NONE	SO	072SB-0093-0001-SO	240-28007-7	N	Benzo(b)fluoranthene	7.5	7.6	7.6	UG/KG	
SW8270C/NONE	SO	072SB-0093-0001-SO	240-28007-7	N	Benzo(g,h,i)perylene	7.5	5.2	5.2 J	UG/KG	TR
SW8270C/NONE	SO	072SB-0093-0001-SO	240-28007-7	N	Chrysene	7.5	5.4	5.4 J	UG/KG	TR
SW8270C/NONE	SO	072SB-0093-0001-SO	240-28007-7	N	Fluoranthene	7.5	16.0	16.0	UG/KG	
SW8270C/NONE	SO	072SB-0093-0001-SO	240-28007-7	N	Indeno(1,2,3-c,d)pyrene	7.5	4.2	4.2 J	UG/KG	TR
SW8270C/NONE	SO	072SB-0093-0001-SO	240-28007-7	N	Naphthalene	7.5	4.4	4.4 J	UG/KG	TR
SW8270C/NONE	SO	072SB-0093-0001-SO	240-28007-7	N	Phenanthrene	7.5	16.0	16.0	UG/KG	
SW8270C/NONE	SO	072SB-0093-0001-SO	240-28007-7	N	Pyrene	7.5	11.0	11.0	UG/KG	
SW8270C/NONE	SO	072SB-0094-0001-SO	240-28007-4	N	Naphthalene	8.3	4.7	4.7 J	UG/KG	TR
SW8270C/NONE	SO	072SB-0094-0001-SO	240-28007-4	N	Phenanthrene	8.3	4.4	4.4 J	UG/KG	TR
SW8270C/NONE	SO	072SB-0095-0001-SO	240-28007-5	N	Benzo(b)fluoranthene	7.7	6.9	6.9 J	UG/KG	TR
SW8270C/NONE	SO	072SB-0095-0001-SO	240-28007-5	N	Benzo(g,h,i)perylene	7.7	16.0	16.0	UG/KG	
SW8270C/NONE	SO	072SB-0095-0001-SO	240-28007-5	N	Chrysene	7.7	12.0	12.0	UG/KG	
SW8270C/NONE	SO	072SB-0095-0001-SO	240-28007-5	N	Fluoranthene	7.7	6.6	6.6 J	UG/KG	TR
SW8270C/NONE	SO	072SB-0095-0001-SO	240-28007-5	N	Naphthalene	7.7	13.0	13.0	UG/KG	
SW8270C/NONE	SO	072SB-0095-0001-SO	240-28007-5	N	Phenanthrene	7.7	19.0	19.0	UG/KG	
SW8270C/NONE	SO	072SB-0095-0001-SO	240-28007-5	N	Pyrene	7.7	10.0	10.0	UG/KG	

AUTOMATED DATA REVIEW SUMMARY for 240-28007-1_0813

Detected Results

Test Leach	Matrix	FieldSample ID	LabSample ID	Type	Analyte	RL	Lab Result	Qualified Result	Units	Reason
SW8270C/NONE	SO	072SB-0096-0001-SO	240-28007-3	N	Benzo(a)anthracene	7.3	10.0	10.0	UG/KG	
SW8270C/NONE	SO	072SB-0096-0001-SO	240-28007-3	N	Benzo(a)pyrene	7.3	7.7	7.7	UG/KG	
SW8270C/NONE	SO	072SB-0096-0001-SO	240-28007-3	N	Benzo(b)fluoranthene	7.3	12.0	12.0	UG/KG	
SW8270C/NONE	SO	072SB-0096-0001-SO	240-28007-3	N	Benzo(g,h,i)perylene	7.3	6.5	6.5 J	UG/KG	TR
SW8270C/NONE	SO	072SB-0096-0001-SO	240-28007-3	N	Benzo(k)fluoranthene	7.3	3.7	3.7 J	UG/KG	TR
SW8270C/NONE	SO	072SB-0096-0001-SO	240-28007-3	N	Chrysene	7.3	8.8	8.8	UG/KG	
SW8270C/NONE	SO	072SB-0096-0001-SO	240-28007-3	N	Fluoranthene	7.3	19.0	19.0	UG/KG	
SW8270C/NONE	SO	072SB-0096-0001-SO	240-28007-3	N	Indeno(1,2,3-c,d)pyrene	7.3	4.9	4.9 J	UG/KG	TR
SW8270C/NONE	SO	072SB-0096-0001-SO	240-28007-3	N	Naphthalene	7.3	6.2	6.2 J	UG/KG	TR
SW8270C/NONE	SO	072SB-0096-0001-SO	240-28007-3	N	Phenanthrene	7.3	18.0	18.0	UG/KG	
SW8270C/NONE	SO	072SB-0096-0001-SO	240-28007-3	N	Pyrene	7.3	17.0	17.0	UG/KG	
SW8270C/NONE	SO	072SB-0097-0001-SO	240-28007-6	N	Benzo(b)fluoranthene	7.1	3.9	3.9 J	UG/KG	TR
SW8270C/NONE	SO	072SB-0097-0001-SO	240-28007-6	N	Chrysene	7.1	4.5	4.5 J	UG/KG	TR
SW8270C/NONE	SO	072SB-0097-0001-SO	240-28007-6	N	Fluorene	7.1	6.5	6.5 J	UG/KG	TR
SW8270C/NONE	SO	072SB-0097-0001-SO	240-28007-6	N	Naphthalene	7.1	4.3	4.3 J	UG/KG	TR
SW8270C/NONE	SO	072SB-0097-0001-SO	240-28007-6	N	Phenanthrene	7.1	6.4	6.4 J	UG/KG	TR
SW8270C/NONE	SO	074SB-0034-0001-SO	240-28007-11	N	bis(2-Ethylhexyl) Phthalate	83.0	49.0	49.0 J	UG/KG	TR
SW8270C/NONE	SO	074SB-0034-0001-SO	240-28007-11	N	Benzoic acid	780	120	120 J	UG/KG	TR
SW8270C/NONE	SO	074SB-0034-0001-SO	240-28007-11	N	Di-n-Butyl Phthalate	83.0	18.0	18.0 J	UG/KG	TR
SW8270C/NONE	SO	074SB-0035-0001-SO	240-28007-9	N	Benzoic acid	790	110	110 J	UG/KG	TR
SW8270C/NONE	SO	074SB-0035-0001-SO	240-28007-9	N	Naphthalene	7.9	6.8	6.8 J	UG/KG	TR
SW8270C/NONE	SO	074SB-0036-0001-SO	240-28007-8	N	bis(2-Ethylhexyl) Phthalate	86.0	33.0	33.0 J	UG/KG	TR
SW8270C/NONE	SO	074SB-0036-0001-SO	240-28007-8	N	Benzo(a)anthracene	8.2	4.7	4.7 J	UG/KG	TR
SW8270C/NONE	SO	074SB-0036-0001-SO	240-28007-8	N	Benzoic acid	810	120	120 J	UG/KG	TR
SW8270C/NONE	SO	074SB-0036-0001-SO	240-28007-8	N	Fluoranthene	8.2	9.2	9.2	UG/KG	
SW8270C/NONE	SO	074SB-0036-0001-SO	240-28007-8	N	Phenanthrene	8.2	6.8	6.8 J	UG/KG	TR
SW8270C/NONE	SO	074SB-0036-0001-SO	240-28007-8	N	Pyrene	8.2	6.4	6.4 J	UG/KG	TR
SW8270C/NONE	SO	074SB-0037-0001-SO	240-28007-10	N	Benzoic acid	800	130	130 J	UG/KG	TR

AUTOMATED DATA REVIEW SUMMARY for 240-28007-1_0813

Detected Results

Test Leach	Matrix	FieldSample ID	LabSample ID	Type	Analyte	RL	Lab Result	Qualified Result	Units	Reason
SW8270C/NONE	SO	074SB-0037-0001-SO	240-28007-10	N	Di-n-Butyl Phthalate	85.0	20.0	20.0 J	UG/KG	TR
SW8270C/NONE	SO	074SB-0038-0001-SO	240-28007-12	N	bis(2-Ethylhexyl) Phthalate	83.0	48.0	48.0 J	UG/KG	TR
SW8270C/NONE	SO	074SB-0038-0001-SO	240-28007-12	N	Benzoic acid	780	110	110 J	UG/KG	TR
SW8270C/NONE	SO	074SB-0038-0001-SO	240-28007-12	N	Chrysene	7.9	10.0	10.0	UG/KG	

AUTOMATED DATA REVIEW SUMMARY for 240-28007-1_0813

Rejected Results

--No Records Found--

AUTOMATED DATA REVIEW SUMMARY for 240-28007-1_0813

Anomalies Count

SDG Name: 240-28007-1_0813

Test/Extraction Method/Leach	# of Field Samples Outside of Compliance	# of Analytes Outside of Compliance
M8015D/SW3540C/NONE	10	20
M8015V/SW5035/NONE	2	2
SW6020/SW3050B/NONE	6	36
SW7471A/TOTAL/NONE	11	11
SW8260B/SW5035/NONE	1	5
SW8270C/SW3550/NONE	5	21

Anomalies are cases where the reported RL exceeds that specified in the governing project document.

AUTOMATED DATA REVIEW SUMMARY for 240-28007-1_0813

Reporting Anomalies

SDG Name: 240-28007-1_0813

Test Leach	FieldSample ID	Type	Dilution	Analyte	Result	DL	RL	Project RL	Units
M8015D/NONE	072SB-0093-0001-SO	N	1	C10-C20 Diesel Range Organics	19 U	10	19	10	MG/KG
M8015D/NONE	072SB-0093-0001-SO	N	1	C20-C34 Motor Oil Range Organics	19 U	10	19	10	MG/KG
M8015D/NONE	072SB-0094-0001-SO	N	1	C10-C20 Diesel Range Organics	21 UJ	12	21	10	MG/KG
M8015D/NONE	072SB-0094-0001-SO	N	1	C20-C34 Motor Oil Range Organics	21 UJ	12	21	10	MG/KG
M8015D/NONE	072SB-0095-0001-SO	N	1	C10-C20 Diesel Range Organics	19 U	11	19	10	MG/KG
M8015D/NONE	072SB-0095-0001-SO	N	1	C20-C34 Motor Oil Range Organics	13 J	11	19	10	MG/KG
M8015D/NONE	072SB-0096-0001-SO	N	1	C10-C20 Diesel Range Organics	18 U	10	18	10	MG/KG
M8015D/NONE	072SB-0096-0001-SO	N	1	C20-C34 Motor Oil Range Organics	10 J	10	18	10	MG/KG
M8015D/NONE	072SB-0097-0001-SO	N	1	C10-C20 Diesel Range Organics	15 J	9.9	18	10	MG/KG
M8015D/NONE	072SB-0097-0001-SO	N	1	C20-C34 Motor Oil Range Organics	18 U	9.9	18	10	MG/KG
M8015D/NONE	074SB-0034-0001-SO	N	1	C10-C20 Diesel Range Organics	20 U	11	20	10	MG/KG
M8015D/NONE	074SB-0034-0001-SO	N	1	C20-C34 Motor Oil Range Organics	20 U	11	20	10	MG/KG
M8015D/NONE	074SB-0035-0001-SO	N	1	C10-C20 Diesel Range Organics	20 U	11	20	10	MG/KG
M8015D/NONE	074SB-0035-0001-SO	N	1	C20-C34 Motor Oil Range Organics	20 U	11	20	10	MG/KG
M8015D/NONE	074SB-0036-0001-SO	N	1	C10-C20 Diesel Range Organics	20 U	11	20	10	MG/KG
M8015D/NONE	074SB-0036-0001-SO	N	1	C20-C34 Motor Oil Range Organics	20 U	11	20	10	MG/KG
M8015D/NONE	074SB-0037-0001-SO	N	1	C10-C20 Diesel Range Organics	20 U	11	20	10	MG/KG
M8015D/NONE	074SB-0037-0001-SO	N	1	C20-C34 Motor Oil Range Organics	20 U	11	20	10	MG/KG
M8015D/NONE	074SB-0038-0001-SO	N	1	C10-C20 Diesel Range Organics	20 U	11	20	10	MG/KG
M8015D/NONE	074SB-0038-0001-SO	N	1	C20-C34 Motor Oil Range Organics	20 U	11	20	10	MG/KG

Test Leach	FieldSample ID	Type	Dilution	Analyte	Result	DL	RL	Project RL	Units
M8015V/NONE	072SB-0094-0001-SO	N	1	Petroleum Hydrocarbons C6-C12	110 U	50	110	100	UG/KG
M8015V/NONE	072SB-0097-0001-SO	N	1	Petroleum Hydrocarbons C6-C12	8200	1500	4400	100	UG/KG

Test Leach	FieldSample ID	Type	Dilution	Analyte	Result	DL	RL	Project RL	Units
SW6020/NONE	072SB-0093-0001-SO	N	1	Barium	80	0.012	1.1	1	MG/KG
SW6020/NONE	072SB-0093-0001-SO	N	1	Beryllium	0.59	0.0082	0.11	0.1	MG/KG
SW6020/NONE	072SB-0093-0001-SO	N	1	Cadmium	0.14	0.014	0.11	0.1	MG/KG
SW6020/NONE	072SB-0093-0001-SO	N	1	Calcium	5300	1.4	11	10	MG/KG

Reporting Anomalies are cases where the reported RL exceeds that specified in the governing project document.

AUTOMATED DATA REVIEW SUMMARY for 240-28007-1_0813

Reporting Anomalies

SDG Name: 240-28007-1_0813

Test Leach	FieldSample ID	Type	Dilution	Analyte	Result	DL	RL	Project RL	Units
SW6020/NONE	072SB-0093-0001-SO	N	1	Magnesium	4000	1.2	11	10	MG/KG
SW6020/NONE	072SB-0093-0001-SO	N	1	Selenium	0.22 J	0.055	0.54	0.5	MG/KG
SW6020/NONE	072SB-0094-0001-SO	N	1	Barium	31	0.013	1.2	1	MG/KG
SW6020/NONE	072SB-0094-0001-SO	N	1	Beryllium	0.46	0.0089	0.12	0.1	MG/KG
SW6020/NONE	072SB-0094-0001-SO	N	1	Cadmium	0.13	0.016	0.12	0.1	MG/KG
SW6020/NONE	072SB-0094-0001-SO	N	1	Calcium	5800	1.6	12	10	MG/KG
SW6020/NONE	072SB-0094-0001-SO	N	1	Magnesium	5600	1.3	12	10	MG/KG
SW6020/NONE	072SB-0094-0001-SO	N	1	Selenium	0.12 J	0.06	0.59	0.5	MG/KG
SW6020/NONE	072SB-0095-0001-SO	N	1	Barium	29	0.012	1.1	1	MG/KG
SW6020/NONE	072SB-0095-0001-SO	N	1	Beryllium	0.54	0.0084	0.11	0.1	MG/KG
SW6020/NONE	072SB-0095-0001-SO	N	1	Cadmium	0.13	0.015	0.11	0.1	MG/KG
SW6020/NONE	072SB-0095-0001-SO	N	1	Calcium	11000	1.5	11	10	MG/KG
SW6020/NONE	072SB-0095-0001-SO	N	1	Magnesium	8600	1.2	11	10	MG/KG
SW6020/NONE	072SB-0095-0001-SO	N	1	Selenium	0.12 J	0.057	0.56	0.5	MG/KG
SW6020/NONE	072SB-0096-0001-SO	N	1	Barium	36	0.011	1.1	1	MG/KG
SW6020/NONE	072SB-0096-0001-SO	N	1	Beryllium	0.36	0.008	0.11	0.1	MG/KG
SW6020/NONE	072SB-0096-0001-SO	N	1	Cadmium	0.14	0.014	0.11	0.1	MG/KG
SW6020/NONE	072SB-0096-0001-SO	N	1	Calcium	1500	1.4	11	10	MG/KG
SW6020/NONE	072SB-0096-0001-SO	N	1	Magnesium	2000	1.1	11	10	MG/KG
SW6020/NONE	072SB-0096-0001-SO	N	1	Selenium	0.11 J	0.054	0.53	0.5	MG/KG
SW6020/NONE	072SB-0097-0001-SO	N	1	Barium	24	0.011	1.1	1	MG/KG
SW6020/NONE	072SB-0097-0001-SO	N	1	Beryllium	0.37	0.0079	0.11	0.1	MG/KG
SW6020/NONE	072SB-0097-0001-SO	N	1	Cadmium	0.13	0.014	0.11	0.1	MG/KG
SW6020/NONE	072SB-0097-0001-SO	N	1	Calcium	7400	1.4	11	10	MG/KG
SW6020/NONE	072SB-0097-0001-SO	N	1	Magnesium	4300	1.1	11	10	MG/KG
SW6020/NONE	072SB-0097-0001-SO	N	1	Selenium	0.1 J	0.054	0.53	0.5	MG/KG
SW6020/NONE	076SB-0051-0001-SO	N	1	Barium	33	0.013	1.3	1	MG/KG
SW6020/NONE	076SB-0051-0001-SO	N	1	Beryllium	0.61	0.0095	0.13	0.1	MG/KG
SW6020/NONE	076SB-0051-0001-SO	N	1	Cadmium	0.13	0.017	0.13	0.1	MG/KG

Reporting Anomalies are cases where the reported RL exceeds that specified in the governing project document.

AUTOMATED DATA REVIEW SUMMARY for 240-28007-1_0813

Reporting Anomalies

SDG Name: 240-28007-1_0813

Test Leach	FieldSample ID	Type	Dilution	Analyte	Result	DL	RL	Project RL	Units
SW6020/NONE	076SB-0051-0001-SO	N	1	Calcium	6000	1.7	13	10	MG/KG
SW6020/NONE	076SB-0051-0001-SO	N	1	Magnesium	6900	1.4	13	10	MG/KG
SW6020/NONE	076SB-0051-0001-SO	N	1	Selenium	0.092 J	0.064	0.63	0.5	MG/KG

Test Leach	FieldSample ID	Type	Dilution	Analyte	Result	DL	RL	Project RL	Units
SW7471A/NONE	072SB-0093-0001-SO	N	1	Mercury	0.12 U	0.017	0.12	0.1	MG/KG
SW7471A/NONE	072SB-0094-0001-SO	N	1	Mercury	0.13 U	0.018	0.13	0.1	MG/KG
SW7471A/NONE	072SB-0095-0001-SO	N	1	Mercury	0.12 U	0.017	0.12	0.1	MG/KG
SW7471A/NONE	072SB-0096-0001-SO	N	1	Mercury	0.12 U	0.016	0.12	0.1	MG/KG
SW7471A/NONE	075SB-0008-0001-SO	N	1	Mercury	0.12 U	0.017	0.12	0.1	MG/KG
SW7471A/NONE	075SB-0009-0001-SO	N	1	Mercury	0.023 J	0.015	0.11	0.1	MG/KG
SW7471A/NONE	076SB-0044M-0001-SO	N	1	Mercury	0.017 J	0.015	0.11	0.1	MG/KG
SW7471A/NONE	076SB-0045M-0001-SO	N	1	Mercury	0.11 U	0.015	0.11	0.1	MG/KG
SW7471A/NONE	076SB-0046M-0001-SO	N	1	Mercury	0.11 U	0.015	0.11	0.1	MG/KG
SW7471A/NONE	076SB-0050M-0001-SO	N	1	Mercury	0.11 U	0.015	0.11	0.1	MG/KG
SW7471A/NONE	076SB-0051-0001-SO	N	1	Mercury	0.12 U	0.017	0.12	0.1	MG/KG

Test Leach	FieldSample ID	Type	Dilution	Analyte	Result	DL	RL	Project RL	Units
SW8260B/NONE	072SB-0094-0001-SO	N	1	Benzene	5.5 U	0.25	5.5	5	UG/KG
SW8260B/NONE	072SB-0094-0001-SO	N	1	Ethylbenzene	5.5 U	0.29	5.5	5	UG/KG
SW8260B/NONE	072SB-0094-0001-SO	N	1	tert-Butyl Methyl Ether (MTBE)	5.5 U	0.47	5.5	5	UG/KG
SW8260B/NONE	072SB-0094-0001-SO	N	1	Toluene	5.5 U	0.3	5.5	5	UG/KG
SW8260B/NONE	072SB-0094-0001-SO	N	1	Xylenes, Total	11 U	0.39	11	10	UG/KG

Test Leach	FieldSample ID	Type	Dilution	Analyte	Result	DL	RL	Project RL	Units
SW8270C/NONE	074SB-0034-0001-SO	N	1	Benzyl alcohol	390 U	25	390	330	UG/KG
SW8270C/NONE	074SB-0034-0001-SO	N	1	Carbazole	59 U	32	59	50	UG/KG
SW8270C/NONE	074SB-0034-0001-SO	N	1	Cresols, m & p	470 U	24	470	300	UG/KG
SW8270C/NONE	074SB-0034-0001-SO	N	1	Hexachlorocyclopentadiene	390 UJ	9.6	390	330	UG/KG
SW8270C/NONE	074SB-0035-0001-SO	N	1	Benzyl alcohol	390 U	25	390	330	UG/KG
SW8270C/NONE	074SB-0035-0001-SO	N	1	Carbazole	59 U	32	59	50	UG/KG

Reporting Anomalies are cases where the reported RL exceeds that specified in the governing project document.

AUTOMATED DATA REVIEW SUMMARY for 240-28007-1_0813

Reporting Anomalies

SDG Name: 240-28007-1_0813

Test Leach	FieldSample ID	Type	Dilution	Analyte	Result	DL	RL	Project RL	Units
SW8270C/NONE	074SB-0035-0001-SO	N	1	Cresols, m & p	480 U	24	480	300	UG/KG
SW8270C/NONE	074SB-0035-0001-SO	N	1	Hexachlorocyclopentadiene	390 UJ	9.6	390	330	UG/KG
SW8270C/NONE	074SB-0036-0001-SO	N	1	Benzoic acid	120 J	44	810	800	UG/KG
SW8270C/NONE	074SB-0036-0001-SO	N	1	Benzyl alcohol	400 U	26	400	330	UG/KG
SW8270C/NONE	074SB-0036-0001-SO	N	1	Carbazole	61 U	33	61	50	UG/KG
SW8270C/NONE	074SB-0036-0001-SO	N	1	Cresols, m & p	490 U	25	490	300	UG/KG
SW8270C/NONE	074SB-0036-0001-SO	N	1	Hexachlorocyclopentadiene	400 UJ	9.9	400	330	UG/KG
SW8270C/NONE	074SB-0037-0001-SO	N	1	Benzyl alcohol	400 U	25	400	330	UG/KG
SW8270C/NONE	074SB-0037-0001-SO	N	1	Carbazole	60 U	33	60	50	UG/KG
SW8270C/NONE	074SB-0037-0001-SO	N	1	Cresols, m & p	480 U	24	480	300	UG/KG
SW8270C/NONE	074SB-0037-0001-SO	N	1	Hexachlorocyclopentadiene	400 UJ	9.8	400	330	UG/KG
SW8270C/NONE	074SB-0038-0001-SO	N	1	Benzyl alcohol	390 U	25	390	330	UG/KG
SW8270C/NONE	074SB-0038-0001-SO	N	1	Carbazole	59 U	32	59	50	UG/KG
SW8270C/NONE	074SB-0038-0001-SO	N	1	Cresols, m & p	470 U	24	470	300	UG/KG
SW8270C/NONE	074SB-0038-0001-SO	N	1	Hexachlorocyclopentadiene	390 UJ	9.6	390	330	UG/KG

Reporting Anomalies are cases where the reported RL exceeds that specified in the governing project document.

AUTOMATED DATA REVIEW SUMMARY for 240-28007-1_0813

Worksheet

SDG Name: 240-28007-1_0813

Method: M8015D

Review Questions	Yes	No	NA	Comment
Did Chain-of-Custody information agree with laboratory report?	•			
Were samples preserved properly and received in good condition?	•			
Were sample reciept temperatures met?	•			
Were holding times for prep and analysis met?		•		Samples analyzed outside prep holding time.
Does the initial calibration curve consist of 5 concentration levels, with the low standard near but > MDL?		•		
Is the ICAL %RSD within acceptance limits (%D =20%) ?	•			
Was a second source verification analyzed after the ICAL and all analytes within criteria (%D =20%)?	•			
Was a CCV(s) run at the proper frequency?	•			
Was the CCV a mid-level standard from the initial calibration curve?	•			
Was the CCV %D within criteria (%D =20%)?	•			
Was a method blank prepared and analyzed with each batch?	•			
Were target analytes detected in the method blank above the MDL?	•			
Was a field blank (equipment or trip) collected and analyzed?			•	Not collected.
Were target analytes reported in the field blank analyses above the MDL?			•	Not collected.
Were surrogate recoveries within QAPP acceptance limits?	•			
Was an LCS/LCSD pair prepared and analyzed with each batch? (if applicable)	•			Single Pair.
Were the MRL recoveries within 70-130% limits?	•			
Were the LCS/LCSD RPDs within QAPP acceptance limits? (if applicable)	•			
If a field duplicate was analyzed, were the RPDs within QAPP acceptance limits?			•	Not collected.
Is the MS/MSD parent sample the one designated by the sampling team?			•	Not analyzed.
Were MS/MSD recoveries and RPD within QAPP acceptance limits?			•	Not analyzed.
Were all QAPP-specified target analytes reported?	•			
Were reported sample concentrations within calibration range?	•			
Are all samples associated with QC non-compliances flagged appropriately?	•			
Are the Qualified, Detected, and Rejected tables of the ADR report in agreement?	•			
For non-aqueous sample, did the sample have a Percent Moisture less than 70.0%?	•			

AUTOMATED DATA REVIEW SUMMARY for 240-28007-1_0813

Method: M8015D

Review Questions	Yes	No	NA	Comment
Have all Laboratory Case Narrative comments/findings been addressed in the data review process?	•			
Were sample prepration sheets present and filled out appropriately?			•	
Were instrument run logs present and filled out appropriately?			•	

Method: M8015V

Review Questions	Yes	No	NA	Comment
Did Chain-of-Custody information agree with laboratory report?	•			
Were samples preserved properly and received in good condition?	•			
Were sample reciept temperatures met?	•			
Were holding times for prep and analysis met?	•			
Does the initial calibration curve consist of 5 concentration levels, with the low standard near but > MDL?	•			
Is the ICAL %RSD within acceptance limits (%D =20%) ?	•			
Was a second source verification analyzed after the ICAL and all analytes within criteria (%D =20%)?	•			
Was a CCV(s) run at the proper frequency?	•			
Was the CCV a mid-level standard from the initial calibration curve?	•			
Was the CCV %D within criteria (%D =20%)?	•			
Was a method blank prepared and analyzed with each batch?	•			
Were target analytes detected in the method blank above the MDL?	•			C6-C12 detected in Method blank.
Was a field blank (equipment or trip) collected and analyzed?	•			A trip blank was analyzed for this method. Detection found in TB, qualified “U” due to Lab blank.
Were target analytes reported in the field blank analyses above the MDL?	•			
Were surrogate recoveries within QAPP acceptance limits?	•			
Was an LCS/LCSD pair prepared and analyzed with each batch? (if applicable)	•			Single Pair.
Were the MRL recoveries within 70-130% limits?	•			
Were the LCS/LCSD RPDs within QAPP acceptance limits? (if applicable)	•			
If a field duplicate was analyzed, were the RPDs within QAPP acceptance limits?			•	Not collected.
Is the MS/MSD parent sample the one designated by the sampling team?	•			MS/MSD performed.
Were MS/MSD recoveries and RPD within QAPP acceptance limits?	•			Sample 074SB-0037-0001-SO; within recovery limits
Were all QAPP-specified target analytes reported?	•			
Were reported sample concentrations within calibration range?	•			

AUTOMATED DATA REVIEW SUMMARY for 240-28007-1_0813

Method: M8015V

Review Questions	Yes	No	NA	Comment
Are all samples associated with QC non-compliances flagged appropriately?	•			
Are the Qualified, Detected, and Rejected tables of the ADR report in agreement?	•			
For non-aqueous sample, did the sample have a Percent Moisture less than 70.0%?	•			
Have all Laboratory Case Narrative comments/findings been addressed in the data review process?	•			
Were sample prepration sheets present and filled out appropriately?			•	
Were instrument run logs present and filled out appropriately?			•	

Method: SW6020

Review Questions	Yes	No	NA	Comment
Did Chain-of-Custody information agree with laboratory report and EDD for requested field samples and tests?	•			
Were samples preserved properly and received in good condition?	•			
Were holding times met?	•			
Were sample reciept temperatures met?	•			
Were QAPP specified RLs achieved?	•			
Were all QAPP specified target analytes reported?	•			
Was the initial calibration curve within QAPP acceptance limits?	•			
Were the ICV/CCVs analyzed (frequency) as required in the QAPP?	•			
Were ICV/CCV results within QAPP acceptance limits?	•			
Were the ICB/CCBs analyzed (frequency) as required in the QAPP?	•			
Was a method blank prepared and analyzed with each batch?	•			
Were target analytes detected in the ICB/CCB/method blank?	•			Zn was detected in the ICB; Cu was detected in the CCB. Ba and Cu detected in the method blank. Ba, Ca, Cu were detected below the RL. No impact on samples.
Was a field blank collected and analyzed?	•			program wide See Section 2.6
Were target analytes reported in the field blank analyses above the MDL?	•			
Was an Interference Check Standard (ICS) run at the beginning and end of every run?	•			
Was the ICS recovery within QAPP acceptance limits?	•			
If a field duplicate was analyzed, were the RPDs within QAPP acceptance limits?			•	Not collected.
Was a LCS prepared and analyzed with each batch?	•			
Were the LCS recoveries within QAPP acceptance limits?	•			

AUTOMATED DATA REVIEW SUMMARY for 240-28007-1_0813

Method: SW6020

Review Questions	Yes	No	NA	Comment
Was a MS/MSD pair prepared with each batch?	•			
Is the MS/MSD parent sample the one designated by the sampling team?	•			
Were the MS/MSD within QAPP acceptance limits?	•			
Was a serial dilution prepared and analyzed with each batch?	•			
Was the serial dilution within QAPP acceptance limits?	•			
Were sample concentrations within calibration range?	•			
Have all Laboratory Case Narrative comments/findings been addressed in the data review process?	•			
Are all samples associated with QC non-compliances flagged appropriately?	•			
Are the Qualified, Detected, and Rejected tables of the ADR report in agreement?	•			

Method: SW7471A

Review Questions	Yes	No	NA	Comment
Did Chain-of-Custody information agree with laboratory report and EDD for requested field samples and tests?	•			
Were samples preserved properly and received in good condition?	•			
Were holding times met?	•			
Were sample reciept temperatures met?	•			
Were QAPP specified RLs achieved?	•			
Were all QAPP specified target analytes reported?	•			
Was the initial calibration curve within QAPP acceptance limits?			•	Not Required
Were the ICV/CCVs analyzed (frequency) as required in the QAPP?	•			
Were ICV/CCV results within QAPP acceptance limits?	•			
Were the ICB/CCBs analyzed (frequency) as required in the QAPP?			•	Not Required
Was a method blank prepared and analyzed with each batch?	•			
Were target analytes detected in the ICB/CCB/method blank?		•		Hg not detected in ICB/CCB/MB.
Was a field blank collected and analyzed?			•	Not collected.
Were target analytes reported in the field blank analyses above the MDL?			•	Not collected.
Was the ICS recovery within QAPP acceptance limits?			•	Not Required
If a field duplicate was analyzed, were the RPDs within QAPP acceptance limits?			•	Not collected.
Was a LCS prepared and analyzed with each batch?	•			Single pair.
Were the LCS recoveries within QAPP acceptance limits?	•			

AUTOMATED DATA REVIEW SUMMARY for 240-28007-1_0813

Method: SW7471A

Review Questions	Yes	No	NA	Comment
Was a MS/MSD pair prepared with each batch?	•			
Is the MS/MSD parent sample the one designated by the sampling team?	•			
Were the MS/MSD within QAPP acceptance limits?	•			Sample 075SB-0008-0001. Within QC limits.
Were sample concentrations within calibration range?	•			
Have all Laboratory Case Narrative comments/findings been addressed in the data review process?	•			
Are all samples associated with QC non-compliances flagged appropriately?	•			
Are the Qualified, Detected, and Rejected tables of the ADR report in agreement?	•			

Method: SW8260B

Review Questions	Yes	No	NA	Comment
Did Chain-of-Custody information agree with laboratory report and EDD for requested field samples and tests?	•			
Were samples preserved properly and received in good condition?	•			
Were holding times met?	•			
Were sample reciept temperatures met?	•			
Were QAPP specified PQLs achieved?	•			
Were all QAPP-specified target analytes reported?	•			BTEX only.
Was the GC/MS system properly tuned based on method criteria?	•			
Was the criteria met during each 12 hour shift (prior to ICAL and Cal Ver.)?	•			
Does the initial calibration curve consist of 5 concentration levels, with the low standard near but > MDL?	•			
Did the Calibration Check Compounds (CCCs) have a relative standard deviation within QAPP acceptance limits?	•			
Were the average response factors (RFs) for the System Performance Check Compounds (SPCCs) within QAPP acceptance limits?	•			
Were all other target analytes within criteria? OR Was the average across all target analytes within criteria? Was a different calibration option used?	•			
If a linear regression curve was used, was the correlation coefficient within criteria?	•			
Was a second source verification analyzed after the ICAL and all analytes within criteria?	•			
Was a CCV(s) run at the proper frequency?	•			
Was the CCV a mid-level standard from the initial calibration curve?	•			
Did the CCCs have a %Difference within QAPP acceptance limits?	•			

AUTOMATED DATA REVIEW SUMMARY for 240-28007-1_0813

Method: SW8260B

Review Questions	Yes	No	NA	Comment
Were the average RFs for the SPCCs within QAPP acceptance limits?	•			
Was the average %D (difference or drift) for all target analytes within QAPP acceptance limits?	•			
Were the internal standards added to every standard, blank, matrix spike, matrix spike duplicate, and sample?	•			
Were the retention times for all IS compounds within QAPP acceptance limits?	•			
Are the area counts of all IS compounds within QAPP acceptance limits?	•			
Was a method blank prepared and analyzed with each batch?	•			
Were target analytes detected in the method blank above the MDL?	•			
Was a field blank (equipment or trip) collected and analyzed at the required frequency?	•			Trip blank was collected.
Were target analytes reported in the field blank analyses above the MDL?	•			
If a field duplicate was analyzed, were the RPDs within QAPP acceptance limits?			•	Not collected.
Was an LCS/LCSD pair prepared and analyzed with each batch?	•			Single pair.
Were the LCS/LCSD recoveries within QAPP acceptance limits?	•			
Were the LCS/LCSD RPDs within QAPP acceptance limits? (if applicable)	•			
Was the duplicate RPD within QAPP acceptance limits?	•			
Are all samples associated with QC non-compliances flagged appropriately?	•			
Are the Qualified, Detected, and Rejected tables of the ADR report in agreement?	•			
Was a MS/MSD pair prepared with each batch?			•	Not analyzed.
Is the MS/MSD parent sample the one designated by the sampling team?			•	Not analyzed.
Were MS/MSD recoveries and RPD within QAPP acceptance limits?			•	Not analyzed.
Were surrogate recoveries within QAPP acceptance limits?	•			
Were reported sample concentrations within calibration range?	•			
Have all Laboratory Case Narrative comments/findings been addressed in the data review process?	•			
Were instrument run logs present and filled out appropriately?			•	
Were sample prepration sheets present and filled out appropriately?			•	

Method: SW8270C

Review Questions	Yes	No	NA	Comment
Did Chain-of-Custody information agree with laboratory report and EDD for requested field samples and tests?	•			
Were samples preserved properly and received in good condition?	•			

AUTOMATED DATA REVIEW SUMMARY for 240-28007-1_0813

Method: SW8270C				
Review Questions	**Yes**	**No**	**NA**	**Comment**
Were holding times met?	•			
Were sample reciept temperatures met?	•			
Were QAPP specified PQLs achieved?	•			
Were all QAPP-specified target analytes reported?	•			
Was the GC/MS system properly tuned based on method criteria?	•			
Was the criteria met during each 12 hour shift (prior to ICAL and Cal Ver.)?	•			
Does the initial calibration curve consist of 5 concentration levels, with the low standard near but > MDL?	•			
Did the Calibration Check Compounds (CCCs) have a relative standard deviation within QAPP acceptance limits?	•			
Were the average response factors (RFs) for the System Performance Check Compounds (SPCCs) within QAPP acceptance limits?	•			
Were all other target analytes within criteria? OR Was the average across all target analytes within criteria? Was a different calibration option used?	•			
If a linear regression curve was used, was the correlation coefficient within criteria?	•			
Was a second source verification analyzed after the ICAL and all analytes within criteria?		•		2,4-dimethylphenol %D>20% in all batches; Samples qualified.
Was a CCV(s) run at the proper frequency?	•			
Was the CCV a mid-level standard from the initial calibration curve?	•			
Did the CCCs have a %Difference within QAPP acceptance limits?	•			
Were the average RFs for the SPCCs within QAPP acceptance limits?	•			
Was the average %D (difference or drift) for all target analytes within QAPP acceptance limits?		•		4-nitrophenol and 4-nitroaniline %D >20% in all batches. Samples qualified.
Were the internal standards added to every standard, blank, matrix spike, matrix spike duplicate, and sample?	•			
Were the retention times for all IS compounds within QAPP acceptance limits?	•			
Are the area counts of all IS compounds within QAPP acceptance limits?	•			
Was a method blank prepared and analyzed with each batch?	•			
Were target analytes detected in the method blank above the MDL?	•			
Was a field blank (equipment or trip) collected and analyzed at the required frequency?			•	Not collected.
Were target analytes reported in the field blank analyses above the MDL?			•	Not collected.
If a field duplicate was analyzed, were the RPDs within QAPP acceptance limits?			•	Not collected.
Was an LCS/LCSD pair prepared and analyzed with each batch?	•			Single Pair.

AUTOMATED DATA REVIEW SUMMARY for 240-28007-1_0813

Method: SW8270C				
Review Questions	**Yes**	**No**	**NA**	**Comment**
Were the LCS/LCSD recoveries within QAPP acceptance limits?		•		Hexachlorocyclopentadiene %R was 62% below the QAPP control limits (70-130%).
Were the LCS/LCSD RPDs within QAPP acceptance limits? (if applicable)	•			
Was the duplicate RPD within QAPP acceptance limits?	•			
Are all samples associated with QC non-compliances flagged appropriately?	•			
Are the Qualified, Detected, and Rejected tables of the ADR report in agreement?	•			
Was a MS/MSD pair prepared with each batch?			•	Not analyzed with this method.
Is the MS/MSD parent sample the one designated by the sampling team?			•	Not analyzed with this method.
Were MS/MSD recoveries and RPD within QAPP acceptance limits?			•	Not analyzed with this method.
Were surrogate recoveries within QAPP acceptance limits?	•			
Were reported sample concentrations within calibration range?	•			
For non-aqueous sample, did the sample have a Percent Moisture less than 70.0%?	•			
Have all Laboratory Case Narrative comments/findings been addressed in the data review process?	•			
Were instrument run logs present and filled out appropriately?			•	
Were sample prepration sheets present and filled out appropriately?			•	

WORKSHEET 6

Automated Data Review Summary for 240-28850-1

This page left intentionally blank.

AUTOMATED DATA REVIEW SUMMARY for 240-28850-1_PTRAP

Facility: Ravenna Army Ammunition Plant

Event: Summer 2013 RI/SI Sampling Event

Guidance Document: Ravenna Army Ammunition Plant, Quality Assurance Project Plan, Oct. 3, 2012

Contract Laboratory: TestAmerica, Inc., North Canton, OH

Field Contractor: Environmental Chemical Corporation, Abingdon, MD

Data Review Contractor: ECC

SDG: 240-28850-1_PTRAP, Certified - 10/1/2013 by frederickroche

QC Level: ADR

Project Manager: Al Easterday

Data Reviewer: JacksonKiker

Data Reviewer Title: Senior Chemist

Date of Review Report:

Second Reviewer: n/a

Completion Date of Second Reviewer:

Samples Included in SDG 240-28850-1_PTRAP

Analytical Method/ Leach Method	Normal Soil Samples	Field QC Soil Samples
SW7471A/NONE	3	0

AUTOMATED DATA REVIEW SUMMARY for 240-28850-1_PTRAP

This report assesses the analytical data quality associated with the analyses listed on the preceding cover page. This assessment has been made through a combination of automated data review (ADR) and supplemental manual review, the details of which are described below. The approach taken in the review of this data set is consistent with the requirements contained in the Ravenna Army Ammunition Plant, Quality Assurance Project Plan, Oct. 3, 2012 to the extent possible. Where definitive guidance is not provided, data has been evaluated in a conservative manner using professional judgment. In cases where two qualifiers are listed as an action, such as 'J/UJ', the first qualifier applies to positive results, and the second to non-detect results.

Samples were collected by Environmental Chemical Corporation, Abingdon, MD; analyses were performed by TestAmerica, Inc., North Canton, OH and were reported under sample delivery group (SDG) 240-28850-1_PTRAP. Results have been evaluated electronically using electronic data deliverables (EDDs) provided by the laboratory. The laboratory data summary forms (hard copy) have been reviewed during this effort and compared to the automated review output. Findings based on the automated data submission and manual data verification processes are detailed in the ADR narrative.

The following quality control elements were supported by the electronic deliverable and were evaluated during this review effort:

- Blank
- Blank - Negative
- Continuing Calibration Verification
- LCS Recovery
- MS Recovery
- Prep Hold Time
- Test Hold Time

The following quality control elements were either not applicable to the deliverable, or were not supported by the electronic deliverable, and were therefore not included in the automated data review. Those elements required for the project were reviewed manually, as narrated in the Comment section below.

- Ambient Blank
- Calibration Blank
- Calibration Blank - Negative
- Equipment Blank
- Field Blank
- Field Duplicate RPD
- Initial Calibration Verification

AUTOMATED DATA REVIEW SUMMARY for 240-28850-1_PTRAP

Lab Replicate RPD

LCS RPD

Material Blank

MS RPD

Surrogate

Trip Blank

AUTOMATED DATA REVIEW SUMMARY for 240-28850-1_PTRAP

A representative sampling or ten percent of sample and QC results were manually evaluated for compliance with project specific requirements and consistency with hard copy results. The following summaries were generated during the evaluation of this data set and are included in this report as applicable.

Batch – The analytical batch report is reviewed for completeness and compliance with project specific requirements. Incomplete or non-compliant run sequences are identified and their impact on data quality are discussed in the narrative.

QC Outlier – Results exceeding the evaluation criteria are reviewed for compliance with project requirements and a minimum of ten percent of the non-compliant QC values reported electronically are verified for consistency with hard-copy values.

Qualified Results – Qualified results are evaluated for compliance with project requirements and ten percent of qualified results are verified for consistency with the QC Outliers.

Rejected Results – All rejected results are evaluated for compliance with project requirements. The reason for rejection of the data is verified against hard copy data.

Field Duplicates – Field duplicate comparison results are evaluated for compliance with project requirements and ten percent of values reported are verified for consistency with the hard-copy data.

Data Submission Warnings – Warnings encountered during the data submission process are evaluated and their affect on data quality is discussed in the narrative below.

Analytical deficiencies, project non-compliance issues and inconsistencies with hard copy results observed during ADR evaluation process and their impact on data quality are summarized in the narrative below.

A total of 0 results (0.00%) out of the 3 results (sample and field QC samples) reported are qualified based on review and 0 results (0.00%) have been rejected. Trace values are not counted as qualified results in the above count. The qualified results are detailed in the following tables and discussed in the narrative below, where appropriate.

Narrative Comments

Analytical Method	Comment
SW7471A	

AUTOMATED DATA REVIEW SUMMARY for 240-28850-1_PTRAP

Reviewed by JacksonKiker, Senior Chemist

Reviewed by n/a

AUTOMATED DATA REVIEW SUMMARY for 240-28850-1_PTRAP

Reason and Comment Code Definitions

Reasons	
Code	**Definition**
A	Serial dilution
A1	Ambient Blank
B	The analyte was found in an associated blank as well as in the sample.
B2	CCB
B3	CCB - Neg
c	LCS - low
C	LCS Recovery
d	Field Duplicate RPD
D	MS RPD
D1	Lab Replicate RPD
D2	No precision available
F	Field Blank
F1	Hydrocarbon pattern does not match standard
G1	Initial Calibration RRF
G2	Initial Calibration RSD
h	Holding time exceeded by less than 2X.
H	Holding time exceeded by more than 2X.
H1	Test Hold Time
H2	Prep Hold Time
I	Surrogate recovery outside project limits.
J	CRA/CRI Recovery
K	An analyte (non-common laboratory artifact) was detected in the sample at a concentration less than 5X the concentration detected in the associated method blank.
L	Lab Blank
L1	Lab Blank - Neg
m	MS - low
M	MS Recovery
N	Blank - No Action

AUTOMATED DATA REVIEW SUMMARY for 240-28850-1_PTRAP

Reason and Comment Code Definitions

O	ICS
P	Sample preservation/collection requirement not met.
P1	Column RPD
P2	Improper preparation/extraction
q	Encore sample holding time exceeded by less than 2X.
Q	Encore sample holding time exceeded by more than 2X.
Q1	Material Blank
R	Exceeds LinearCalibration Range
S	Internal standard
T	Trip Blank
TI	Tentatively Identified Compound
TR	Trace Level Detect
U	Receipt Temperature
V	Equipment Blank
V1	ICV
V2	CCV
V3	CCV RRF
V4	Sample Receipt Condition
W	Column breakdown (pesticides)
X	Raised reporting limit
Y	Cooler temperature greater than 10 degreec C.
y	Cooler temperature greater than 4 degrees C, but less than 10 degreec C.
Y1	False Positive
Y2	Data rejected due to radiological anomolies
Z	LCS RPD
Z2	Analyte not confirmed on second column
Z3	High percent moisture in sample.

AUTOMATED DATA REVIEW SUMMARY for 240-28850-1_PTRAP

Flag Code and Definitions	
Flag	Definition
U	Undetected: The analyte was analyzed for, but not detected.
UJ	The analyte was not detected; however, the result is estimated due to discrepancies in meeting certain analyte-specific quality control criteria.
J	Estimated: The analyte was positively identified, the quantitation is an estimation due to discrepancies in meeting certain analyte-specific quality control criteria.
R	The data are rejected due to deficiencies in meeting QC criteria and may not be used for decision making.
N	The analysis indicates the presence of an analyte for which there is presumptive evidence to make a "tentative identification".
NJ	The analysis indicates the presence of an analyte that has been “tentatively identified” and the associated numerical value represents its approximate concentration.

AUTOMATED DATA REVIEW SUMMARY for 240-28850-1_PTRAP

Batch Report

Test Method: SW7471A; Leach Method: NONE

Analytical Batch	Prep Batch	Leach Batch	Location	Matrix	Field Sample ID	Lab Sample ID	Calibration Ref	Run#/ Dil'n	Collection Date/Time	Extract Date/Time	Analysis Date/Time	Sample Type
103298	102517	NA	LABQC	SQ	LABQC	MB 240-102517/1-A		1/1	23-Sep-2013 3:30 PM	23-Sep-2013 3:30 PM	27-Sep-2013 10:39 AM	LB
	102517	NA	LABQC	SQ	LABQC	LCS 240-102517/2-A		1/1	23-Sep-2013 3:30 PM	23-Sep-2013 3:30 PM	27-Sep-2013 10:41 AM	BS
	102517	NA	75-PTRAP-01	SO	075SB-0010-0001-SO	240-28850-1		1/1	10-Sep-2013 1:00 PM	23-Sep-2013 3:30 PM	27-Sep-2013 10:48 AM	N
	102517	NA	75-PTRAP-01	SO	075SB-0010-0001-SO	240-28850-1		1/1	10-Sep-2013 1:00 PM	23-Sep-2013 3:30 PM	27-Sep-2013 10:51 AM	MS
	102517	NA	75-PTRAP-02	SO	075SB-0011-0001-SO	240-28850-2		1/1	10-Sep-2013 1:15 PM	23-Sep-2013 3:30 PM	27-Sep-2013 11:19 AM	N
	102517	NA	75-PTRAP-03	SO	075SB-0012-0001-SO	240-28850-3		1/1	10-Sep-2013 1:30 PM	23-Sep-2013 3:30 PM	27-Sep-2013 11:21 AM	N
	103300	NA	LABQC	SQ	LABQC	CCV 240-103300/11-A		1/1	26-Sep-2013 2:30 PM	26-Sep-2013 2:30 PM	27-Sep-2013 10:16 AM	CV
	103300	NA	LABQC	SQ	LABQC	CCV 240-103300/11-A		2/1	26-Sep-2013 2:30 PM	26-Sep-2013 2:30 PM	27-Sep-2013 10:43 AM	CV
	103300	NA	LABQC	SQ	LABQC	CCV 240-103300/11-A		3/1	26-Sep-2013 2:30 PM	26-Sep-2013 2:30 PM	27-Sep-2013 11:08 AM	CV
	103300	NA	LABQC	SQ	LABQC	CCV 240-103300/11-A		4/1	26-Sep-2013 2:30 PM	26-Sep-2013 2:30 PM	27-Sep-2013 11:28 AM	CV

AUTOMATED DATA REVIEW SUMMARY for 240-28850-1_PTRAP

Field Batch Report

--No Records Found--

QC Outliers Report

--No Records Found--

Qualified Results

--No Records Found--

AUTOMATED DATA REVIEW SUMMARY for 240-28850-1_PTRAP

Detected Results

Test Leach	Matrix	FieldSample ID	LabSample ID	Type	Analyte	RL	Lab Result	Qualified Result	Units	Reason
SW7471A/NONE	SO	075SB-0010-0001-SO	240-28850-1	N	Mercury	0.11	0.21	0.21	MG/KG	
SW7471A/NONE	SO	075SB-0011-0001-SO	240-28850-2	N	Mercury	0.12	0.22	0.22	MG/KG	
SW7471A/NONE	SO	075SB-0012-0001-SO	240-28850-3	N	Mercury	0.11	0.21	0.21	MG/KG	

AUTOMATED DATA REVIEW SUMMARY for 240-28850-1_PTRAP

Rejected Results

--No Records Found--

AUTOMATED DATA REVIEW SUMMARY for 240-28850-1_PTRAP

Anomalies Count

SDG Name: 240-28850-1_PTRAP

Test/Extraction Method/Leach	# of Field Samples Outside of Compliance	# of Analytes Outside of Compliance
SW7471A/TOTAL/NONE	3	3

Anomalies are cases where the reported RL exceeds that specified in the governing project document.

AUTOMATED DATA REVIEW SUMMARY for 240-28850-1_PTRAP

Worksheet

SDG Name: 240-28850-1_PTRAP

Method: SW7471A

Review Questions	Yes	No	NA	Comment
Did Chain-of-Custody information agree with laboratory report and EDD for requested field samples and tests?	•			
Were samples preserved properly and received in good condition?	•			CoC had a note about custody seals being cut, but the sample custody was transfered directly from field team leader to laboratory courier. Custody seals were not required for direct transfer of sample custody to lab
Were holding times met?	•			
Were sample reciept temperatures met?	•			
Were QAPP specified RLs achieved?	•			
Were all QAPP specified target analytes reported?	•			
Was the initial calibration curve within QAPP acceptance limits?	•			
Were the ICV/CCVs analyzed (frequency) as required in the QAPP?	•			
Were ICV/CCV results within QAPP acceptance limits?	•			
Were the ICB/CCBs analyzed (frequency) as required in the QAPP?	•			
Was a method blank prepared and analyzed with each batch?	•			
Were target analytes detected in the ICB/CCB/method blank?		•		
Was a field blank collected and analyzed?		•		This sampling evolution was only for the collection of 3 soil samples using dedicated samploing tools
Were target analytes reported in the field blank analyses above the MDL?			•	
If a field duplicate was analyzed, were the RPDs within QAPP acceptance limits?			•	
Was a LCS prepared and analyzed with each batch?	•			
Were the LCS recoveries within QAPP acceptance limits?	•			
Were the MRL recoveries within 70-130% limits?	•			
Was a MS/MSD pair prepared with each batch?	•			Samplel 28850-1
Is the MS/MSD parent sample the one designated by the sampling team?	•			Not designated on CoC but sufficient soil provided to lab.
Were the MS/MSD within QAPP acceptance limits?	•			
Were sample concentrations within calibration range?	•			
Have all Laboratory Case Narrative comments/findings been addressed in the data review process?	•			

AUTOMATED DATA REVIEW SUMMARY for 240-28850-1_PTRAP

Method: SW7471A				
Review Questions	**Yes**	**No**	**NA**	**Comment**
Are all samples associated with QC non-compliances flagged appropriately?			•	
Are the Qualified, Detected, and Rejected tables of the ADR report in agreement?	•			

WORKSHEET 7

Automated Data Review Summary for J18735
Source Water

This page left intentionally blank.

AUTOMATED DATA REVIEW SUMMARY for J18735_SourceWater

Facility: Ravenna Army Ammunition Plant

Event: Fall 2012 SI/RI Sampling

Guidance Document: Ravenna Army Ammunition Plant, Quality Assurance Project Plan, Oct. 3, 2012

Contract Laboratory: TestAmerica, Inc., North Canton, OH

Field Contractor: Environmental Chemical Corporation, Abingdon, MD

Data Review Contractor:

SDG: J18735_SourceWater, Certified - 10/4/2013 by frederickroche

QC Level:

Project Manager:

Data Reviewer:

Data Reviewer Title:

Date of Review Report:

Samples Included in SDG J18735_SourceWater

Analytical Method/ Leach Method	Normal Water Samples	Field QC Water Samples
E353.2/NONE	2	0
M8015D/NONE	2	0
M8015V/NONE	2	0
SW6020/NONE	2	0
SW7470A/NONE	2	0
SW8081/NONE	2	0
SW8082/NONE	2	0

AUTOMATED DATA REVIEW SUMMARY for J18735_SourceWater

Analytical Method/ Leach Method	Normal Water Samples	Field QC Water Samples
SW8151A/NONE	2	0
SW8260B/NONE	2	0
SW8270C/NONE	2	0
SW8330B/NONE	2	0

AUTOMATED DATA REVIEW SUMMARY for J18735_SourceWater

This report assesses the analytical data quality associated with the analyses listed on the preceding cover page. This assessment has been made through a combination of automated data review (ADR) and supplemental manual review, the details of which are described below. The approach taken in the review of this data set is consistent with the requirements contained in the Ravenna Army Ammunition Plant, Quality Assurance Project Plan, Oct. 3, 2012 to the extent possible. Where definitive guidance is not provided, data has been evaluated in a conservative manner using professional judgment. In cases where two qualifiers are listed as an action, such as 'J/UJ', the first qualifier applies to positive results, and the second to non-detect results.

Samples were collected by Environmental Chemical Corporation, Abingdon, MD; analyses were performed by TestAmerica, Inc., North Canton, OH and were reported under sample delivery group (SDG) J18735_SourceWater. Results have been evaluated electronically using electronic data deliverables (EDDs) provided by the laboratory. The laboratory data summary forms (hard copy) have been reviewed during this effort and compared to the automated review output. Findings based on the automated data submission and manual data verification processes are detailed in the ADR narrative.

The following quality control elements were supported by the electronic deliverable and were evaluated during this review effort:

Prep Hold Time

Surrogate

Test Hold Time

The following quality control elements were either not applicable to the deliverable, or were not supported by the electronic deliverable, and were therefore not included in the automated data review. Those elements required for the project were reviewed manually, as narrated in the Comment section below.

Ambient Blank

Blank

Blank - Negative

Calibration Blank

Calibration Blank - Negative

Continuing Calibration Verification

Equipment Blank

Field Blank

Field Duplicate RPD

Initial Calibration Verification

Lab Replicate RPD

AUTOMATED DATA REVIEW SUMMARY for J18735_SourceWater

LCS Recovery

LCS RPD

Material Blank

MS Recovery

MS RPD

Trip Blank

AUTOMATED DATA REVIEW SUMMARY for J18735_SourceWater

A representative sampling or ten percent of sample and QC results were manually evaluated for compliance with project specific requirements and consistency with hard copy results. The following summaries were generated during the evaluation of this data set and are included in this report as applicable.

Batch – The analytical batch report is reviewed for completeness and compliance with project specific requirements. Incomplete or non-compliant run sequences are identified and their impact on data quality are discussed in the narrative.

QC Outlier – Results exceeding the evaluation criteria are reviewed for compliance with project requirements and a minimum of ten percent of the non-compliant QC values reported electronically are verified for consistency with hard-copy values.

Qualified Results – Qualified results are evaluated for compliance with project requirements and ten percent of qualified results are verified for consistency with the QC Outliers.

Rejected Results – All rejected results are evaluated for compliance with project requirements. The reason for rejection of the data is verified against hard copy data.

Field Duplicates – Field duplicate comparison results are evaluated for compliance with project requirements and ten percent of values reported are verified for consistency with the hard-copy data.

Data Submission Warnings – Warnings encountered during the data submission process are evaluated and their affect on data quality is discussed in the narrative below.

Analytical deficiencies, project non-compliance issues and inconsistencies with hard copy results observed during ADR evaluation process and their impact on data quality are summarized in the narrative below.

A total of 0 results (0.00%) out of the 370 results (sample and field QC samples) reported are qualified based on review and 0 results (0.00%) have been rejected. Trace values are not counted as qualified results in the above count. The qualified results are detailed in the following tables and discussed in the narrative below, where appropriate.

Narrative Comments

Analytical Method	Comment

Reviewed by ,

AUTOMATED DATA REVIEW SUMMARY for J18735_SourceWater

Reason and Comment Code Definitions

Reasons	
Code	**Definition**
A	Serial dilution
A1	Ambient Blank
B	The analyte was found in an associated blank as well as in the sample.
B2	CCB
B3	CCB - Neg
c	LCS - low
C	LCS Recovery
d	Field Duplicate RPD
D	MS RPD
D1	Lab Replicate RPD
D2	No precision available
F	Field Blank
F1	Hydrocarbon pattern does not match standard
G1	Initial Calibration RRF
G2	Initial Calibration RSD
h	Holding time exceeded by less than 2X.
H	Holding time exceeded by more than 2X.
H1	Test Hold Time
H2	Prep Hold Time
I	Surrogate recovery outside project limits.
J	CRA/CRI Recovery
K	An analyte (non-common laboratory artifact) was detected in the sample at a concentration less than 5X the concentration detected in the associated method blank.
L	Lab Blank
L1	Lab Blank - Neg
m	MS - low
M	MS Recovery
N	Blank - No Action

AUTOMATED DATA REVIEW SUMMARY for J18735_SourceWater

Reason and Comment Code Definitions

O	ICS
P	Sample preservation/collection requirement not met.
P1	Column RPD
P2	Improper preparation/extraction
q	Encore sample holding time exceeded by less than 2X.
Q	Encore sample holding time exceeded by more than 2X.
Q1	Material Blank
R	Exceeds LinearCalibration Range
S	Internal standard
T	Trip Blank
TI	Tentatively Identified Compound
TR	Trace Level Detect
U	Receipt Temperature
V	Equipment Blank
V1	ICV
V2	CCV
V3	CCV RRF
V4	Sample Receipt Condition
W	Column breakdown (pesticides)
X	Raised reporting limit
Y	Cooler temperature greater than 10 degreec C.
y	Cooler temperature greater than 4 degrees C, but less than 10 degreec C.
Y1	False Positive
Y2	Data rejected due to radiological anomolies
Z	LCS RPD
Z2	Analyte not confirmed on second column
Z3	High percent moisture in sample.

AUTOMATED DATA REVIEW SUMMARY for J18735_SourceWater

Flag Code and Definitions	
Flag	Definition
U	Undetected: The analyte was analyzed for, but not detected.
UJ	The analyte was not detected; however, the result is estimated due to discrepancies in meeting certain analyte-specific quality control criteria.
J	Estimated: The analyte was positively identified, the quantitation is an estimation due to discrepancies in meeting certain analyte-specific quality control criteria.
R	The data are rejected due to deficiencies in meeting QC criteria and may not be used for decision making.
N	The analysis indicates the presence of an analyte for which there is presumptive evidence to make a "tentative identification".
NJ	The analysis indicates the presence of an analyte that has been “tentatively identified” and the associated numerical value represents its approximate concentration.

AUTOMATED DATA REVIEW SUMMARY for J18735_SourceWater

Batch Report

Test Method: E353.2; Leach Method: NONE

Analytical Batch	Prep Batch	Leach Batch	Location	Matrix	Field Sample ID	Lab Sample ID	Calibration Ref	Run#/ Dil'n	Collection Date/Time	Extract Date/Time	Analysis Date/Time	Sample Type
8009	7878	NA	BLDG-1036	WG	070-0056-0001-SOURCE WATER	240-18735-3		1/1	12-Dec-2012 1:00 PM	27-Dec-2012 6:07 AM	27-Dec-2012 1:51 PM	N
	7878	NA	BLDG-1036	WG	070-0057-0001-SOURCE WATER	240-18735-4		1/1	12-Dec-2012 1:15 PM	27-Dec-2012 6:07 AM	27-Dec-2012 1:53 PM	N

Test Method: M8015D; Leach Method: NONE

Analytical Batch	Prep Batch	Leach Batch	Location	Matrix	Field Sample ID	Lab Sample ID	Calibration Ref	Run#/ Dil'n	Collection Date/Time	Extract Date/Time	Analysis Date/Time	Sample Type
68949	68549	NA	BLDG-1036	WG	070-0056-0001-SOURCE WATER	240-18735-3		1/1	12-Dec-2012 1:00 PM	13-Dec-2012 11:26 AM	17-Dec-2012 9:35 PM	N
	68549	NA	BLDG-1036	WG	070-0057-0001-SOURCE WATER	240-18735-4		1/1	12-Dec-2012 1:15 PM	13-Dec-2012 11:26 AM	17-Dec-2012 10:05 PM	N

Test Method: M8015V; Leach Method: NONE

Analytical Batch	Prep Batch	Leach Batch	Location	Matrix	Field Sample ID	Lab Sample ID	Calibration Ref	Run#/ Dil'n	Collection Date/Time	Extract Date/Time	Analysis Date/Time	Sample Type
69738	69738	NA	BLDG-1036	WG	070-0056-0001-SOURCE WATER	240-18735-3		1/1	12-Dec-2012 1:00 PM	22-Dec-2012 4:18 PM	22-Dec-2012 4:18 PM	N
	69738	NA	BLDG-1036	WG	070-0057-0001-SOURCE WATER	240-18735-4		1/1	12-Dec-2012 1:15 PM	22-Dec-2012 4:56 PM	22-Dec-2012 4:56 PM	N

Test Method: SW6020; Leach Method: NONE

Analytical Batch	Prep Batch	Leach Batch	Location	Matrix	Field Sample ID	Lab Sample ID	Calibration Ref	Run#/ Dil'n	Collection Date/Time	Extract Date/Time	Analysis Date/Time	Sample Type
59694	59308	NA	BLDG-1036	WG	070-0056-0001-SOURCE WATER	240-18735-3		1/1	12-Dec-2012 1:00 PM	24-Dec-2012 10:24 AM	29-Dec-2012 4:07 AM	N
	59308	NA	BLDG-1036	WG	070-0057-0001-SOURCE WATER	240-18735-4		1/1	12-Dec-2012 1:15 PM	24-Dec-2012 10:24 AM	29-Dec-2012 4:11 AM	N

Test Method: SW7470A; Leach Method: NONE

Analytical Batch	Prep Batch	Leach Batch	Location	Matrix	Field Sample ID	Lab Sample ID	Calibration Ref	Run#/ Dil'n	Collection Date/Time	Extract Date/Time	Analysis Date/Time	Sample Type
70694	70255	NA	BLDG-1036	WG	070-0057-0001-SOURCE WATER	240-18735-4		1/1	12-Dec-2012 1:15 PM	27-Dec-2012 4:00 PM	29-Dec-2012 12:08 PM	N
	70255	NA	BLDG-1036	WG	070-0056-0001-SOURCE WATER	240-18735-3		1/1	12-Dec-2012 1:00 PM	27-Dec-2012 4:00 PM	29-Dec-2012 12:10 PM	N

AUTOMATED DATA REVIEW SUMMARY for J18735_SourceWater

Batch Report

Test Method: SW8081; Leach Method: NONE

Analytical Batch	Prep Batch	Leach Batch	Location	Matrix	Field Sample ID	Lab Sample ID	Calibration Ref	Run#/ Dil'n	Collection Date/Time	Extract Date/Time	Analysis Date/Time	Sample Type
69152	68554	NA	BLDG-1036	WG	070-0056-0001-SOURCE WATER	240-18735-3		1/1	12-Dec-2012 1:00 PM	13-Dec-2012 11:40 AM	18-Dec-2012 1:14 PM	N
	68554	NA	BLDG-1036	WG	070-0057-0001-SOURCE WATER	240-18735-4		1/1	12-Dec-2012 1:15 PM	13-Dec-2012 11:40 AM	18-Dec-2012 1:42 PM	N

Test Method: SW8082; Leach Method: NONE

Analytical Batch	Prep Batch	Leach Batch	Location	Matrix	Field Sample ID	Lab Sample ID	Calibration Ref	Run#/ Dil'n	Collection Date/Time	Extract Date/Time	Analysis Date/Time	Sample Type
69119	68553	NA	BLDG-1036	WG	070-0056-0001-SOURCE WATER	240-18735-3		1/1	12-Dec-2012 1:00 PM	13-Dec-2012 11:37 AM	18-Dec-2012 9:11 AM	N
	68553	NA	BLDG-1036	WG	070-0057-0001-SOURCE WATER	240-18735-4		1/1	12-Dec-2012 1:15 PM	13-Dec-2012 11:37 AM	18-Dec-2012 9:26 AM	N

Test Method: SW8151A; Leach Method: NONE

Analytical Batch	Prep Batch	Leach Batch	Location	Matrix	Field Sample ID	Lab Sample ID	Calibration Ref	Run#/ Dil'n	Collection Date/Time	Extract Date/Time	Analysis Date/Time	Sample Type
70037	69372	NA	BLDG-1036	WG	070-0056-0001-SOURCE WATER	240-18735-3		1/1	12-Dec-2012 1:00 PM	19-Dec-2012 9:51 AM	24-Dec-2012 5:40 PM	N
	69372	NA	BLDG-1036	WG	070-0057-0001-SOURCE WATER	240-18735-4		1/1	12-Dec-2012 1:15 PM	19-Dec-2012 9:51 AM	24-Dec-2012 6:03 PM	N

Test Method: SW8260B; Leach Method: NONE

Analytical Batch	Prep Batch	Leach Batch	Location	Matrix	Field Sample ID	Lab Sample ID	Calibration Ref	Run#/ Dil'n	Collection Date/Time	Extract Date/Time	Analysis Date/Time	Sample Type
69591	69591	NA	BLDG-1036	WG	070-0056-0001-SOURCE WATER	240-18735-3		1/1	12-Dec-2012 1:00 PM	20-Dec-2012 2:04 PM	20-Dec-2012 2:04 PM	N
	69591	NA	BLDG-1036	WG	070-0057-0001-SOURCE WATER	240-18735-4		1/1	12-Dec-2012 1:15 PM	20-Dec-2012 2:26 PM	20-Dec-2012 2:26 PM	N

Test Method: SW8270C; Leach Method: NONE

Analytical Batch	Prep Batch	Leach Batch	Location	Matrix	Field Sample ID	Lab Sample ID	Calibration Ref	Run#/ Dil'n	Collection Date/Time	Extract Date/Time	Analysis Date/Time	Sample Type
68962	68547	NA	BLDG-1036	WG	070-0056-0001-SOURCE WATER	240-18735-3		1/1	12-Dec-2012 1:00 PM	13-Dec-2012 11:21 AM	17-Dec-2012 12:28 PM	N
	68547	NA	BLDG-1036	WG	070-0057-0001-SOURCE WATER	240-18735-4		1/1	12-Dec-2012 1:15 PM	13-Dec-2012 11:21 AM	17-Dec-2012 12:51 PM	N

AUTOMATED DATA REVIEW SUMMARY for J18735_SourceWater

Batch Report

Test Method: SW8330B; Leach Method: NONE

Analytical Batch	Prep Batch	Leach Batch	Location	Matrix	Field Sample ID	Lab Sample ID	Calibration Ref	Run#/ Dil'n	Collection Date/Time	Extract Date/Time	Analysis Date/Time	Sample Type
7620	7404	NA	BLDG-1036	WG	070-0056-0001-SOURCE WATER	240-18735-3		1/1	12-Dec-2012 1:00 PM	14-Dec-2012 11:07 AM	21-Dec-2012 3:22 PM	N
	7404	NA	BLDG-1036	WG	070-0057-0001-SOURCE WATER	240-18735-4		1/1	12-Dec-2012 1:15 PM	14-Dec-2012 11:07 AM	21-Dec-2012 4:02 PM	N
7855	7807	NA	BLDG-1036	WG	070-0056-0001-SOURCE WATER	240-18735-3		2/1	12-Dec-2012 1:00 PM	24-Dec-2012 12:40 PM	27-Dec-2012 4:51 AM	N
	7807	NA	BLDG-1036	WG	070-0057-0001-SOURCE WATER	240-18735-4		2/1	12-Dec-2012 1:15 PM	24-Dec-2012 12:40 PM	27-Dec-2012 5:06 AM	N

AUTOMATED DATA REVIEW SUMMARY for J18735_SourceWater

Field Batch Report

--No Records Found--

QC Outliers Report

--No Records Found--

Qualified Results

Test Leach	Matrix	FieldSample ID	LabSample ID	Type	Analyte	RL	Lab Result	Qualified Result	Bias	Units	Reason
M8015V/NONE	WG	070-0056-0001-SOURCE WATER	240-18735-3	N	Petroleum Hydrocarbons C6-C12	100	39.0	39.0 J		UG/L	TR
M8015V/NONE	WG	070-0057-0001-SOURCE WATER	240-18735-4	N	Petroleum Hydrocarbons C6-C12	100	36.0	36.0 J		UG/L	TR
Test Leach	**Matrix**	**FieldSample ID**	**LabSample ID**	**Type**	**Analyte**	**RL**	**Lab Result**	**Qualified Result**	**Bias**	**Units**	**Reason**
SW6020/NONE	WG	070-0056-0001-SOURCE WATER	240-18735-3	N	Aluminum	30.0	13.0	13.0 J		UG/L	TR
SW6020/NONE	WG	070-0056-0001-SOURCE WATER	240-18735-3	N	Arsenic	1.0	0.49	0.49 J		UG/L	TR
SW6020/NONE	WG	070-0056-0001-SOURCE WATER	240-18735-3	N	Cobalt	0.50	0.11	0.11 J		UG/L	TR
SW6020/NONE	WG	070-0056-0001-SOURCE WATER	240-18735-3	N	Copper	2.0	0.83	0.83 J		UG/L	TR
SW6020/NONE	WG	070-0057-0001-SOURCE WATER	240-18735-4	N	Barium	10.0	0.13	0.13 J		UG/L	TR
SW6020/NONE	WG	070-0057-0001-SOURCE WATER	240-18735-4	N	Calcium	100	59.0	59.0 J		UG/L	TR
SW6020/NONE	WG	070-0057-0001-SOURCE WATER	240-18735-4	N	Copper	2.0	0.60	0.60 J		UG/L	TR
SW6020/NONE	WG	070-0057-0001-SOURCE WATER	240-18735-4	N	Magnesium	100	29.0	29.0 J		UG/L	TR
Test Leach	**Matrix**	**FieldSample ID**	**LabSample ID**	**Type**	**Analyte**	**RL**	**Lab Result**	**Qualified Result**	**Bias**	**Units**	**Reason**
SW8260B/NONE	WG	070-0057-0001-SOURCE WATER	240-18735-4	N	2-Butanone (MEK)	10.0	1.2	1.2 J		UG/L	TR

AUTOMATED DATA REVIEW SUMMARY for J18735_SourceWater

Qualified Results

Test Leach	Matrix	FieldSample ID	LabSample ID	Type	Analyte	RL	Lab Result	Qualified Result	Bias	Units	Reason
SW8260B/NONE	WG	070-0057-0001-SOURCE WATER	240-18735-4	N	Acetone	10.0	2.1	2.1 J		UG/L	TR
SW8260B/NONE	WG	070-0057-0001-SOURCE WATER	240-18735-4	N	Toluene	1.0	0.15	0.15 J		UG/L	TR

AUTOMATED DATA REVIEW SUMMARY for J18735_SourceWater

AUTOMATED DATA REVIEW SUMMARY for J18735_SourceWater

Detected Results

Test Leach	Matrix	FieldSample ID	LabSample ID	Type	Analyte	RL	Lab Result	Qualified Result	Units	Reason
M8015V/NONE	WG	070-0056-0001-SOURCE WATER	240-18735-3	N	Petroleum Hydrocarbons C6-C12	100	39.0	39.0 J	UG/L	TR
M8015V/NONE	WG	070-0057-0001-SOURCE WATER	240-18735-4	N	Petroleum Hydrocarbons C6-C12	100	36.0	36.0 J	UG/L	TR

Test Leach	Matrix	FieldSample ID	LabSample ID	Type	Analyte	RL	Lab Result	Qualified Result	Units	Reason
SW6020/NONE	WG	070-0056-0001-SOURCE WATER	240-18735-3	N	Aluminum	30.0	13.0	13.0 J	UG/L	TR
SW6020/NONE	WG	070-0056-0001-SOURCE WATER	240-18735-3	N	Arsenic	1.0	0.49	0.49 J	UG/L	TR
SW6020/NONE	WG	070-0056-0001-SOURCE WATER	240-18735-3	N	Barium	10.0	39.0	39.0	UG/L	
SW6020/NONE	WG	070-0056-0001-SOURCE WATER	240-18735-3	N	Calcium	100	66000	66000	UG/L	
SW6020/NONE	WG	070-0056-0001-SOURCE WATER	240-18735-3	N	Cobalt	0.50	0.11	0.11 J	UG/L	TR
SW6020/NONE	WG	070-0056-0001-SOURCE WATER	240-18735-3	N	Copper	2.0	0.83	0.83 J	UG/L	TR
SW6020/NONE	WG	070-0056-0001-SOURCE WATER	240-18735-3	N	Iron	50.0	440	440	UG/L	
SW6020/NONE	WG	070-0056-0001-SOURCE WATER	240-18735-3	N	Potassium	100	2500	2500	UG/L	
SW6020/NONE	WG	070-0056-0001-SOURCE WATER	240-18735-3	N	Magnesium	100	27000	27000	UG/L	
SW6020/NONE	WG	070-0056-0001-SOURCE WATER	240-18735-3	N	Manganese	5.0	77.0	77.0	UG/L	
SW6020/NONE	WG	070-0056-0001-SOURCE WATER	240-18735-3	N	Sodium	100	35000	35000	UG/L	
SW6020/NONE	WG	070-0056-0001-SOURCE WATER	240-18735-3	N	Zinc	5.0	18.0	18.0	UG/L	
SW6020/NONE	WG	070-0057-0001-SOURCE WATER	240-18735-4	N	Barium	10.0	0.13	0.13 J	UG/L	TR
SW6020/NONE	WG	070-0057-0001-SOURCE WATER	240-18735-4	N	Calcium	100	59.0	59.0 J	UG/L	TR
SW6020/NONE	WG	070-0057-0001-SOURCE WATER	240-18735-4	N	Copper	2.0	0.60	0.60 J	UG/L	TR
SW6020/NONE	WG	070-0057-0001-SOURCE WATER	240-18735-4	N	Magnesium	100	29.0	29.0 J	UG/L	TR
SW6020/NONE	WG	070-0057-0001-SOURCE WATER	240-18735-4	N	Sodium	100	1600	1600	UG/L	

Test Leach	Matrix	FieldSample ID	LabSample ID	Type	Analyte	RL	Lab Result	Qualified Result	Units	Reason
SW8260B/NONE	WG	070-0057-0001-SOURCE WATER	240-18735-4	N	Acetone	10.0	2.1	2.1 J	UG/L	TR
SW8260B/NONE	WG	070-0057-0001-SOURCE WATER	240-18735-4	N	Bromodichloromethane	1.0	3.6	3.6	UG/L	
SW8260B/NONE	WG	070-0057-0001-SOURCE WATER	240-18735-4	N	Toluene	1.0	0.15	0.15 J	UG/L	TR
SW8260B/NONE	WG	070-0057-0001-SOURCE WATER	240-18735-4	N	Dibromochloromethane	1.0	1.3	1.3	UG/L	
SW8260B/NONE	WG	070-0057-0001-SOURCE WATER	240-18735-4	N	2-Butanone (MEK)	10.0	1.2	1.2 J	UG/L	TR
SW8260B/NONE	WG	070-0057-0001-SOURCE WATER	240-18735-4	N	Chloroform	1.0	5.3	5.3	UG/L	

AUTOMATED DATA REVIEW SUMMARY for J18735_SourceWater

Rejected Results

--No Records Found--

AUTOMATED DATA REVIEW SUMMARY for J18735_SourceWater

Anomalies Count

SDG Name: J18735_SourceWater

Test/Extraction Method/Leach	# of Field Samples Outside of Compliance	# of Analytes Outside of Compliance
M8015D/SW3520C/NONE	2	4
SW6020/TOTAL/NONE	2	2
SW8081/SW3520C/NONE	2	10
SW8082/SW3520C/NONE	2	14
SW8151A/METHOD/NONE	2	22
SW8260B/SW5030B/NONE	2	2
SW8330B/METHOD/NONE	2	6

Anomalies are cases where the reported RL exceeds that specified in the governing project document.

AUTOMATED DATA REVIEW SUMMARY for J18735_SourceWater

Reporting Anomalies

SDG Name: J18735_SourceWater

Test Leach	FieldSample ID	Type	Dilution	Analyte	Result	DL	RL	Project RL	Units
M8015D/NONE	070-0056-0001-SOURCE WATER	N	1	C10-C20 Diesel Range Organics	480 U	230	480	0.5	UG/L
M8015D/NONE	070-0056-0001-SOURCE WATER	N	1	C20-C34 Motor Oil Range Organics	480 U	230	480	0.5	UG/L
M8015D/NONE	070-0057-0001-SOURCE WATER	N	1	C10-C20 Diesel Range Organics	480 U	230	480	0.5	UG/L
M8015D/NONE	070-0057-0001-SOURCE WATER	N	1	C20-C34 Motor Oil Range Organics	480 U	230	480	0.5	UG/L
Test Leach	**FieldSample ID**	**Type**	**Dilution**	**Analyte**	**Result**	**DL**	**RL**	**Project RL**	**Units**
SW6020/NONE	070-0056-0001-SOURCE WATER	N	1	Cadmium	1 U	0.13	1	0.5	UG/L
SW6020/NONE	070-0057-0001-SOURCE WATER	N	1	Cadmium	1 U	0.13	1	0.5	UG/L
Test Leach	**FieldSample ID**	**Type**	**Dilution**	**Analyte**	**Result**	**DL**	**RL**	**Project RL**	**Units**
SW8081/NONE	070-0056-0001-SOURCE WATER	N	1	Aldrin	0.048 U	0.0078	0.048	0.03	UG/L
SW8081/NONE	070-0056-0001-SOURCE WATER	N	1	alpha-BHC (alpha-Hexachlorocyclohexane)	0.048 U	0.0067	0.048	0.03	UG/L
SW8081/NONE	070-0056-0001-SOURCE WATER	N	1	Dieldrin	0.048 U	0.0071	0.048	0.03	UG/L
SW8081/NONE	070-0056-0001-SOURCE WATER	N	1	Heptachlor	0.048 U	0.0076	0.048	0.03	UG/L
SW8081/NONE	070-0056-0001-SOURCE WATER	N	1	Heptachlor Epoxide	0.048 U	0.0068	0.048	0.03	UG/L
SW8081/NONE	070-0057-0001-SOURCE WATER	N	1	Aldrin	0.048 U	0.0078	0.048	0.03	UG/L
SW8081/NONE	070-0057-0001-SOURCE WATER	N	1	alpha-BHC (alpha-Hexachlorocyclohexane)	0.048 U	0.0067	0.048	0.03	UG/L
SW8081/NONE	070-0057-0001-SOURCE WATER	N	1	Dieldrin	0.048 U	0.0071	0.048	0.03	UG/L
SW8081/NONE	070-0057-0001-SOURCE WATER	N	1	Heptachlor	0.048 U	0.0076	0.048	0.03	UG/L

Reporting Anomalies are cases where the reported RL exceeds that specified in the governing project document.

AUTOMATED DATA REVIEW SUMMARY for J18735_SourceWater

Reporting Anomalies

SDG Name: J18735_SourceWater

Test Leach	FieldSample ID	Type	Dilution	Analyte	Result	DL	RL	Project RL	Units
SW8081/NONE	070-0057-0001-SOURCE WATER	N	1	Heptachlor Epoxide	0.048 U	0.0068	0.048	0.03	UG/L
Test Leach	**FieldSample ID**	**Type**	**Dilution**	**Analyte**	**Result**	**DL**	**RL**	**Project RL**	**Units**
SW8082/NONE	070-0056-0001-SOURCE WATER	N	1	PCB-1016 (Arochlor 1016)	0.48 U	0.16	0.48	0.2	UG/L
SW8082/NONE	070-0056-0001-SOURCE WATER	N	1	PCB-1221 (Arochlor 1221)	0.48 U	0.12	0.48	0.2	UG/L
SW8082/NONE	070-0056-0001-SOURCE WATER	N	1	PCB-1232 (Arochlor 1232)	0.48 U	0.15	0.48	0.2	UG/L
SW8082/NONE	070-0056-0001-SOURCE WATER	N	1	PCB-1242 (Arochlor 1242)	0.48 U	0.21	0.48	0.2	UG/L
SW8082/NONE	070-0056-0001-SOURCE WATER	N	1	PCB-1248 (Arochlor 1248)	0.48 U	0.095	0.48	0.2	UG/L
SW8082/NONE	070-0056-0001-SOURCE WATER	N	1	PCB-1254 (Arochlor 1254)	0.48 U	0.15	0.48	0.2	UG/L
SW8082/NONE	070-0056-0001-SOURCE WATER	N	1	PCB-1260 (Arochlor 1260)	0.48 U	0.16	0.48	0.2	UG/L
SW8082/NONE	070-0057-0001-SOURCE WATER	N	1	PCB-1016 (Arochlor 1016)	0.48 U	0.16	0.48	0.2	UG/L
SW8082/NONE	070-0057-0001-SOURCE WATER	N	1	PCB-1221 (Arochlor 1221)	0.48 U	0.12	0.48	0.2	UG/L
SW8082/NONE	070-0057-0001-SOURCE WATER	N	1	PCB-1232 (Arochlor 1232)	0.48 U	0.15	0.48	0.2	UG/L
SW8082/NONE	070-0057-0001-SOURCE WATER	N	1	PCB-1242 (Arochlor 1242)	0.48 U	0.21	0.48	0.2	UG/L
SW8082/NONE	070-0057-0001-SOURCE WATER	N	1	PCB-1248 (Arochlor 1248)	0.48 U	0.095	0.48	0.2	UG/L
SW8082/NONE	070-0057-0001-SOURCE WATER	N	1	PCB-1254 (Arochlor 1254)	0.48 U	0.15	0.48	0.2	UG/L
SW8082/NONE	070-0057-0001-SOURCE WATER	N	1	PCB-1260 (Arochlor 1260)	0.48 U	0.16	0.48	0.2	UG/L
Test Leach	**FieldSample ID**	**Type**	**Dilution**	**Analyte**	**Result**	**DL**	**RL**	**Project RL**	**Units**
SW8151A/NONE	070-0056-0001-SOURCE WATER	N	1	2,4 DB	4 U	0.69	4	0	UG/L

Reporting Anomalies are cases where the reported RL exceeds that specified in the governing project document.

AUTOMATED DATA REVIEW SUMMARY for J18735_SourceWater

Reporting Anomalies

SDG Name: J18735_SourceWater

Test Leach	FieldSample ID	Type	Dilution	Analyte	Result	DL	RL	Project RL	Units
SW8151A/NONE	070-0056-0001-SOURCE WATER	N	1	2,4,5-T (Trichlorophenoxyacetic Acid)	1 U	0.3	1	0	UG/L
SW8151A/NONE	070-0056-0001-SOURCE WATER	N	1	2,4-D (Dichlorophenoxyacetic Acid)	4 U	0.41	4	0	UG/L
SW8151A/NONE	070-0056-0001-SOURCE WATER	N	1	Dalapon	2 U	0.17	2	0	UG/L
SW8151A/NONE	070-0056-0001-SOURCE WATER	N	1	Dicamba	2 U	0.52	2	0	UG/L
SW8151A/NONE	070-0056-0001-SOURCE WATER	N	1	Dichloroprop	4 U	0.86	4	0	UG/L
SW8151A/NONE	070-0056-0001-SOURCE WATER	N	1	Dinoseb	0.6 U	0.087	0.6	0	UG/L
SW8151A/NONE	070-0056-0001-SOURCE WATER	N	1	MCPA	400 U	390	400	0	UG/L
SW8151A/NONE	070-0056-0001-SOURCE WATER	N	1	MCPP	400 U	400	400	0	UG/L
SW8151A/NONE	070-0056-0001-SOURCE WATER	N	1	Pentachlorophenol	0.1 U	0.024	0.1	0	UG/L
SW8151A/NONE	070-0056-0001-SOURCE WATER	N	1	Silvex (2,4,5-TP)	1 U	0.2	1	0	UG/L
SW8151A/NONE	070-0057-0001-SOURCE WATER	N	1	2,4 DB	4 U	0.69	4	0	UG/L
SW8151A/NONE	070-0057-0001-SOURCE WATER	N	1	2,4,5-T (Trichlorophenoxyacetic Acid)	1 U	0.3	1	0	UG/L
SW8151A/NONE	070-0057-0001-SOURCE WATER	N	1	2,4-D (Dichlorophenoxyacetic Acid)	4 U	0.41	4	0	UG/L
SW8151A/NONE	070-0057-0001-SOURCE WATER	N	1	Dalapon	2 U	0.17	2	0	UG/L
SW8151A/NONE	070-0057-0001-SOURCE WATER	N	1	Dicamba	2 U	0.52	2	0	UG/L
SW8151A/NONE	070-0057-0001-SOURCE WATER	N	1	Dichloroprop	4 U	0.86	4	0	UG/L
SW8151A/NONE	070-0057-0001-SOURCE WATER	N	1	Dinoseb	0.6 U	0.087	0.6	0	UG/L
SW8151A/NONE	070-0057-0001-SOURCE WATER	N	1	MCPA	400 U	390	400	0	UG/L

Reporting Anomalies are cases where the reported RL exceeds that specified in the governing project document.

AUTOMATED DATA REVIEW SUMMARY for J18735_SourceWater

Reporting Anomalies

SDG Name: J18735_SourceWater

Test Leach	FieldSample ID	Type	Dilution	Analyte	Result	DL	RL	Project RL	Units
SW8151A/NONE	070-0057-0001-SOURCE WATER	N	1	MCPP	400 U	400	400	0	UG/L
SW8151A/NONE	070-0057-0001-SOURCE WATER	N	1	Pentachlorophenol	0.1 U	0.024	0.1	0	UG/L
SW8151A/NONE	070-0057-0001-SOURCE WATER	N	1	Silvex (2,4,5-TP)	1 U	0.2	1	0	UG/L
Test Leach	**FieldSample ID**	**Type**	**Dilution**	**Analyte**	**Result**	**DL**	**RL**	**Project RL**	**Units**
SW8260B/NONE	070-0056-0001-SOURCE WATER	N	1	1,2-Dichloroethene	2 U	0.34	2	1	UG/L
SW8260B/NONE	070-0057-0001-SOURCE WATER	N	1	1,2-Dichloroethene	2 U	0.34	2	1	UG/L
Test Leach	**FieldSample ID**	**Type**	**Dilution**	**Analyte**	**Result**	**DL**	**RL**	**Project RL**	**Units**
SW8330B/NONE	070-0056-0001-SOURCE WATER	N	1	2-Nitrotoluene	0.5 U	0.088	0.5	0.2	UG/L
SW8330B/NONE	070-0056-0001-SOURCE WATER	N	1	3-Nitrotoluene	0.5 U	0.057	0.5	0.2	UG/L
SW8330B/NONE	070-0056-0001-SOURCE WATER	N	1	4-Nitrotoluene	0.5 U	0.088	0.5	0.2	UG/L
SW8330B/NONE	070-0057-0001-SOURCE WATER	N	1	2-Nitrotoluene	0.49 U	0.087	0.49	0.2	UG/L
SW8330B/NONE	070-0057-0001-SOURCE WATER	N	1	3-Nitrotoluene	0.49 U	0.056	0.49	0.2	UG/L
SW8330B/NONE	070-0057-0001-SOURCE WATER	N	1	4-Nitrotoluene	0.49 U	0.087	0.49	0.2	UG/L

Reporting Anomalies are cases where the reported RL exceeds that specified in the governing project document.

AUTOMATED DATA REVIEW SUMMARY for J18735_SourceWater

Worksheet

SDG Name: J18735_SourceWater

WORKSHEET 8

Automated Data Review Summary for 240-21987-1
Source Water

This page left intentionally blank.

AUTOMATED DATA REVIEW SUMMARY for 240-21987-1_79_SourceWater_TB_1

Facility: Ravenna Army Ammunition Plant

Event: Spring 2013 RI/SI Sampling Event

Guidance Document: Ravenna Army Ammunition Plant, Quality Assurance Project Plan, Oct. 3, 2012

Contract Laboratory: TestAmerica, Inc., North Canton, OH

Field Contractor: Environmental Chemical Corporation, Cincinnati, OH

Data Review Contractor: ECC

SDG: 240-21987-1_79_SourceWater_TB_1, Certified - 6/10/2013 by frederickroche

QC Level: ADR

Project Manager: Al Easterday

Data Reviewer: Samir A. Naguib

Data Reviewer Title: Sr. QA Chemist

Date of Review Report: June 11, 2013

Samples Included in SDG 240-21987-1_79_SourceWater_TB_1

Analytical Method/ Leach Method	Normal Water Samples	Field QC Water Samples
E353.2/NONE	1	0
M8015D/NONE	1	0
M8015V/NONE	2	0
SW6020/NONE	1	0
SW7196A/NONE	1	0
SW7470A/NONE	1	0
SW8081/NONE	1	0

AUTOMATED DATA REVIEW SUMMARY for 240-21987-1_79_SourceWater_TB_1

Analytical Method/ Leach Method	Normal Water Samples	Field QC Water Samples
SW8082/NONE	1	0
SW8151/NONE	1	0
SW8260B/NONE	2	0
SW8270C/NONE	1	0
SW8330B/NONE	1	0

AUTOMATED DATA REVIEW SUMMARY for 240-21987-1_79_SourceWater_TB_1

This report assesses the analytical data quality associated with the analyses listed on the preceding cover page. This assessment has been made through a combination of automated data review (ADR) and supplemental manual review, the details of which are described below. The approach taken in the review of this data set is consistent with the requirements contained in the Ravenna Army Ammunition Plant, Quality Assurance Project Plan, Oct. 3, 2012 to the extent possible. Where definitive guidance is not provided, data has been evaluated in a conservative manner using professional judgment. In cases where two qualifiers are listed as an action, such as 'J/UJ', the first qualifier applies to positive results, and the second to non-detect results.

Samples were collected by Environmental Chemical Corporation, Cincinnati, OH; analyses were performed by TestAmerica, Inc., North Canton, OH and were reported under sample delivery group (SDG) 240-21987-1_79_SourceWater_TB_1. Results have been evaluated electronically using electronic data deliverables (EDDs) provided by the laboratory. The laboratory data summary forms (hard copy) have been reviewed during this effort and compared to the automated review output. Findings based on the automated data submission and manual data verification processes are detailed in the ADR narrative.

The following quality control elements were supported by the electronic deliverable and were evaluated during this review effort:

- Blank
- Blank - Negative
- LCS Recovery
- LCS RPD
- MS Recovery
- MS RPD
- Prep Hold Time
- Surrogate
- Test Hold Time

The following quality control elements were either not applicable to the deliverable, or were not supported by the electronic deliverable, and were therefore not included in the automated data review. Those elements required for the project were reviewed manually, as narrated in the Comment section below.

- Ambient Blank
- Calibration Blank
- Calibration Blank - Negative
- Continuing Calibration Verification
- Equipment Blank

AUTOMATED DATA REVIEW SUMMARY for 240-21987-1_79_SourceWater_TB_1

Field Blank

Field Duplicate RPD

Initial Calibration Verification

Lab Replicate RPD

Material Blank

Trip Blank

AUTOMATED DATA REVIEW SUMMARY for 240-21987-1_79_SourceWater_TB_1

A representative sampling or ten percent of sample and QC results were manually evaluated for compliance with project specific requirements and consistency with hard copy results. The following summaries were generated during the evaluation of this data set and are included in this report as applicable.

Batch – The analytical batch report is reviewed for completeness and compliance with project specific requirements. Incomplete or non-compliant run sequences are identified and their impact on data quality are discussed in the narrative.

QC Outlier – Results exceeding the evaluation criteria are reviewed for compliance with project requirements and a minimum of ten percent of the non-compliant QC values reported electronically are verified for consistency with hard-copy values.

Qualified Results – Qualified results are evaluated for compliance with project requirements and ten percent of qualified results are verified for consistency with the QC Outliers.

Rejected Results – All rejected results are evaluated for compliance with project requirements. The reason for rejection of the data is verified against hard copy data.

Field Duplicates – Field duplicate comparison results are evaluated for compliance with project requirements and ten percent of values reported are verified for consistency with the hard-copy data.

Data Submission Warnings – Warnings encountered during the data submission process are evaluated and their affect on data quality is discussed in the narrative below.

Analytical deficiencies, project non-compliance issues and inconsistencies with hard copy results observed during ADR evaluation process and their impact on data quality are summarized in the narrative below.

A total of 23 results (10.31%) out of the 223 results (sample and field QC samples) reported are qualified based on review and 0 results (0.00%) have been rejected. Trace values are not counted as qualified results in the above count. The qualified results are detailed in the following tables and discussed in the narrative below, where appropriate.

Narrative Comments

Analytical Method	Comment
E353.2	
M8015D	

AUTOMATED DATA REVIEW SUMMARY for 240-21987-1_79_SourceWater_TB_1

M8015V	
SW6020	
SW7470A	
SW8081	
SW8260B	
SW8270C	
SW8330B	
SW7196A	
SW8082	
SW8151	

11-Jun-2013

Reviewed by Samir A. Naguib, Sr. QA Chemist

AUTOMATED DATA REVIEW SUMMARY for 240-21987-1_79_SourceWater_TB_1

Reason and Comment Code Definitions

Reasons	
Code	**Definition**
A	Serial dilution
A1	Ambient Blank
B	The analyte was found in an associated blank as well as in the sample.
B2	CCB
B3	CCB - Neg
c	LCS - low
C	LCS Recovery
d	Field Duplicate RPD
D	MS RPD
D1	Lab Replicate RPD
D2	No precision available
F	Field Blank
F1	Hydrocarbon pattern does not match standard
G1	Initial Calibration RRF
G2	Initial Calibration RSD
h	Holding time exceeded by less than 2X.
H	Holding time exceeded by more than 2X.
H1	Test Hold Time
H2	Prep Hold Time
I	Surrogate recovery outside project limits.
J	CRA/CRI Recovery
K	An analyte (non-common laboratory artifact) was detected in the sample at a concentration less than 5X the concentration detected in the associated method blank.
L	Lab Blank
L1	Lab Blank - Neg
m	MS - low
M	MS Recovery
N	Blank - No Action

AUTOMATED DATA REVIEW SUMMARY for 240-21987-1_79_SourceWater_TB_1

Reason and Comment Code Definitions

O	ICS
P	Sample preservation/collection requirement not met.
P1	Column RPD
P2	Improper preparation/extraction
q	Encore sample holding time exceeded by less than 2X.
Q	Encore sample holding time exceeded by more than 2X.
Q1	Material Blank
R	Exceeds LinearCalibration Range
S	Internal standard
T	Trip Blank
TI	Tentatively Identified Compound
TR	Trace Level Detect
U	Receipt Temperature
V	Equipment Blank
V1	ICV
V2	CCV
V3	CCV RRF
V4	Sample Receipt Condition
W	Column breakdown (pesticides)
X	Raised reporting limit
Y	Cooler temperature greater than 10 degreec C.
y	Cooler temperature greater than 4 degrees C, but less than 10 degreec C.
Y1	False Positive
Y2	Data rejected due to radiological anomolies
Z	LCS RPD
Z2	Analyte not confirmed on second column
Z3	High percent moisture in sample.

AUTOMATED DATA REVIEW SUMMARY for 240-21987-1_79_SourceWater_TB_1

Flag Code and Definitions	
Flag	Definition
U	Undetected: The analyte was analyzed for, but not detected.
UJ	The analyte was not detected; however, the result is estimated due to discrepancies in meeting certain analyte-specific quality control criteria.
J	Estimated: The analyte was positively identified, the quantitation is an estimation due to discrepancies in meeting certain analyte-specific quality control criteria.
R	The data are rejected due to deficiencies in meeting QC criteria and may not be used for decision making.
N	The analysis indicates the presence of an analyte for which there is presumptive evidence to make a "tentative identification".
NJ	The analysis indicates the presence of an analyte that has been “tentatively identified” and the associated numerical value represents its approximate concentration.

AUTOMATED DATA REVIEW SUMMARY for 240-21987-1_79_SourceWater_TB_1

Batch Report

Test Method: E353.2; Leach Method: NONE

Analytical Batch	Prep Batch	Leach Batch	Location	Matrix	Field Sample ID	Lab Sample ID	Calibration Ref	Run#/ Dil'n	Collection Date/Time	Extract Date/Time	Analysis Date/Time	Sample Type
13190	12938	NA	LABQC	WQ	LABQC	MB 320-12877/1-B		1/1	25-Mar-2013 8:23 AM	25-Mar-2013 8:23 AM	25-Mar-2013 12:47 PM	LB
	12938	NA	LABQC	WQ	LABQC	LCS 320-12877/2-B		1/1	25-Mar-2013 8:23 AM	25-Mar-2013 8:23 AM	25-Mar-2013 12:49 PM	BS
	12938	NA	79-841-DU1-SB	WG	079-0007-0001-SOURCEWATER	240-21987-1		1/1	14-Mar-2013 12:00 AM	25-Mar-2013 8:23 AM	25-Mar-2013 12:51 PM	N
	12938	NA	79-LL3-DU1-SB1	WG	079-0007-0001-SOURCEWATER	240-21987-1		1/1	14-Mar-2013 12:00 PM	25-Mar-2013 8:23 AM	25-Mar-2013 12:53 PM	MS
	12938	NA	79-LL3-DU1-SB1	WG	079-0007-0001-SOURCEWATER	240-21987-1		1/1	14-Mar-2013 12:00 PM	25-Mar-2013 8:23 AM	25-Mar-2013 12:55 PM	SD

Test Method: M8015D; Leach Method: NONE

Analytical Batch	Prep Batch	Leach Batch	Location	Matrix	Field Sample ID	Lab Sample ID	Calibration Ref	Run#/ Dil'n	Collection Date/Time	Extract Date/Time	Analysis Date/Time	Sample Type
78992	78624	NA	79-LL3-DU1-SB1	WG	079-0007-0001-SOURCEWATER	240-21987-1		1/1	14-Mar-2013 12:00 PM	18-Mar-2013 10:31 AM	21-Mar-2013 5:45 PM	N

Test Method: M8015V; Leach Method: NONE

Analytical Batch	Prep Batch	Leach Batch	Location	Matrix	Field Sample ID	Lab Sample ID	Calibration Ref	Run#/ Dil'n	Collection Date/Time	Extract Date/Time	Analysis Date/Time	Sample Type
79100	79100	NA	LABQC	WQ	LABQC	MB 240-79100/38		1/1	23-Mar-2013 8:14 AM	23-Mar-2013 8:14 AM	23-Mar-2013 8:14 AM	LB
	79100	NA	LABQC	WQ	LABQC	LCS 240-79100/39		1/1	23-Mar-2013 8:51 AM	23-Mar-2013 8:51 AM	23-Mar-2013 8:51 AM	BS
	79100	NA	79-841-DU1-SB	WG	079-0007-0001-SOURCEWATER	240-21987-1		1/1	14-Mar-2013 12:00 AM	23-Mar-2013 9:27 AM	23-Mar-2013 9:27 AM	N
	79100	NA	79-LL3-DU1-SB1	WG	079-0007-0001-SOURCEWATER	240-21987-1		1/1	14-Mar-2013 12:00 PM	23-Mar-2013 10:03 AM	23-Mar-2013 10:03 AM	MS
	79100	NA	79-LL3-DU1-SB1	WG	079-0007-0001-SOURCEWATER	240-21987-1		1/1	14-Mar-2013 12:00 PM	23-Mar-2013 10:40 AM	23-Mar-2013 10:40 AM	SD
	79100	NA	79-LL3-DU1-SB3	WG	079-0009-0001-TB TRIP BLANK	240-21987-3		1/1	14-Mar-2013 8:00 AM	23-Mar-2013 11:16 AM	23-Mar-2013 11:16 AM	N

AUTOMATED DATA REVIEW SUMMARY for 240-21987-1_79_SourceWater_TB_1

Batch Report

Test Method: SW6020; Leach Method: NONE

Analytical Batch	Prep Batch	Leach Batch	Location	Matrix	Field Sample ID	Lab Sample ID	Calibration Ref	Run#/ Dil'n	Collection Date/Time	Extract Date/Time	Analysis Date/Time	Sample Type
68058	66565	NA	LABQC	WQ	LABQC	MB 180-66565/1-A		1/1	18-Mar-2013 1:02 PM	18-Mar-2013 1:02 PM	01-Apr-2013 3:24 PM	LB
	66565	NA	LABQC	WQ	LABQC	LCS 180-66565/2-A		1/1	18-Mar-2013 1:02 PM	18-Mar-2013 1:02 PM	01-Apr-2013 3:29 PM	BS
	66565	NA	LABQC	WQ	LABQC	LCSD 180-66565/3-A		1/1	18-Mar-2013 1:02 PM	18-Mar-2013 1:02 PM	01-Apr-2013 3:34 PM	BD
	66565	NA	79-841-DU1-SB	WG	079-0007-0001-SOURCEWATER	240-21987-1		1/1	14-Mar-2013 12:00 AM	18-Mar-2013 1:02 PM	01-Apr-2013 3:42 PM	N

Test Method: SW7196A; Leach Method: NONE

Analytical Batch	Prep Batch	Leach Batch	Location	Matrix	Field Sample ID	Lab Sample ID	Calibration Ref	Run#/ Dil'n	Collection Date/Time	Extract Date/Time	Analysis Date/Time	Sample Type
78405	78405	NA	LABQC	WQ	LABQC	MB 240-78405/8		1/1	14-Mar-2013 5:42 PM	14-Mar-2013 5:42 PM	14-Mar-2013 5:42 PM	LB
	78405	NA	LABQC	WQ	LABQC	LCS 240-78405/9		1/1	14-Mar-2013 5:43 PM	14-Mar-2013 5:43 PM	14-Mar-2013 5:43 PM	BS
	78405	NA	79-841-DU1-SB	WG	079-0007-0001-SOURCEWATER	240-21987-1		1/1	14-Mar-2013 12:00 AM	14-Mar-2013 5:44 PM	14-Mar-2013 5:44 PM	N
	78405	NA	79-LL3-DU1-SB1	WG	079-0007-0001-SOURCEWATER	240-21987-1		1/1	14-Mar-2013 12:00 PM	14-Mar-2013 5:46 PM	14-Mar-2013 5:46 PM	MS
	78405	NA	79-LL3-DU1-SB1	WG	079-0007-0001-SOURCEWATER	240-21987-1		1/1	14-Mar-2013 12:00 PM	14-Mar-2013 5:47 PM	14-Mar-2013 5:47 PM	SD

Test Method: SW7470A; Leach Method: NONE

Analytical Batch	Prep Batch	Leach Batch	Location	Matrix	Field Sample ID	Lab Sample ID	Calibration Ref	Run#/ Dil'n	Collection Date/Time	Extract Date/Time	Analysis Date/Time	Sample Type
78674	78432	NA	79-841-DU1-SB	WG	079-0007-0001-SOURCEWATER	240-21987-1		1/1	14-Mar-2013 12:00 AM	15-Mar-2013 12:45 PM	18-Mar-2013 5:49 PM	N

Test Method: SW8081; Leach Method: NONE

Analytical Batch	Prep Batch	Leach Batch	Location	Matrix	Field Sample ID	Lab Sample ID	Calibration Ref	Run#/ Dil'n	Collection Date/Time	Extract Date/Time	Analysis Date/Time	Sample Type
79056	78726	NA	LABQC	WQ	LABQC	LCS 240-78726/3-A		1/1	19-Mar-2013 9:10 AM	19-Mar-2013 9:10 AM	21-Mar-2013 5:16 PM	BS
	78726	NA	79-841-DU1-SB	WG	079-0007-0001-SOURCEWATER	240-21987-1		1/1	14-Mar-2013 12:00 AM	19-Mar-2013 9:10 AM	21-Mar-2013 5:36 PM	N

AUTOMATED DATA REVIEW SUMMARY for 240-21987-1_79_SourceWater_TB_1

Batch Report

Test Method: SW8081; Leach Method: NONE

Analytical Batch	Prep Batch	Leach Batch	Location	Matrix	Field Sample ID	Lab Sample ID	Calibration Ref	Run#/ Dil'n	Collection Date/Time	Extract Date/Time	Analysis Date/Time	Sample Type
79056	78726	NA	LABQC	WQ	LABQC	MB 240-78726/2-A		1/1	19-Mar-2013 9:10 AM	19-Mar-2013 9:10 AM	21-Mar-2013 5:56 PM	LB

Test Method: SW8082; Leach Method: NONE

Analytical Batch	Prep Batch	Leach Batch	Location	Matrix	Field Sample ID	Lab Sample ID	Calibration Ref	Run#/ Dil'n	Collection Date/Time	Extract Date/Time	Analysis Date/Time	Sample Type
79577	78721	NA	79-LL3-DU1-SB1	WG	079-0007-0001-SOURCEWATER	240-21987-1		1/1	14-Mar-2013 12:00 PM	19-Mar-2013 8:52 AM	27-Mar-2013 10:07 AM	N
	78721	NA	LABQC	WQ	LABQC	MB 240-78721/17-A		1/1	19-Mar-2013 8:52 AM	19-Mar-2013 8:52 AM	27-Mar-2013 12:28 PM	LB
	78721	NA	LABQC	WQ	LABQC	LCS 240-78721/18-A		1/1	19-Mar-2013 8:52 AM	19-Mar-2013 8:52 AM	27-Mar-2013 2:59 PM	BS

Test Method: SW8151; Leach Method: NONE

Analytical Batch	Prep Batch	Leach Batch	Location	Matrix	Field Sample ID	Lab Sample ID	Calibration Ref	Run#/ Dil'n	Collection Date/Time	Extract Date/Time	Analysis Date/Time	Sample Type
79197	78626	NA	79-841-DU1-SB	WG	079-0007-0001-SOURCEWATER	240-21987-1		1/1	14-Mar-2013 12:00 AM	18-Mar-2013 10:35 AM	22-Mar-2013 8:57 PM	N
	78626	NA	LABQC	WQ	LABQC	MB 240-78626/3-A		1/1	18-Mar-2013 10:35 AM	18-Mar-2013 10:35 AM	22-Mar-2013 9:21 PM	LB
	78626	NA	LABQC	WQ	LABQC	LCS 240-78626/4-A		1/1	18-Mar-2013 10:35 AM	18-Mar-2013 10:35 AM	22-Mar-2013 9:44 PM	BS

Test Method: SW8260B; Leach Method: NONE

Analytical Batch	Prep Batch	Leach Batch	Location	Matrix	Field Sample ID	Lab Sample ID	Calibration Ref	Run#/ Dil'n	Collection Date/Time	Extract Date/Time	Analysis Date/Time	Sample Type
79725	79725	NA	LABQC	WQ	LABQC	LCS 240-79725/4		1/1	28-Mar-2013 10:02 AM	28-Mar-2013 10:02 AM	28-Mar-2013 10:02 AM	BS
	79725	NA	LABQC	WQ	LABQC	MB 240-79725/6		1/1	28-Mar-2013 10:55 AM	28-Mar-2013 10:55 AM	28-Mar-2013 10:55 AM	LB
	79725	NA	79-LL3-DU1-SB1	WG	079-0007-0001-SOURCEWATER	240-21987-1		1/1	14-Mar-2013 12:00 PM	28-Mar-2013 11:21 AM	28-Mar-2013 11:21 AM	N
	79725	NA	79-LL3-DU1-SB2	WG	079-0008-0001-TB TRIP BLANK	240-21987-2		1/1	14-Mar-2013 8:00 AM	28-Mar-2013 11:47 AM	28-Mar-2013 11:47 AM	N
	79725	NA	79-LL3-DU1-SB1	WG	079-0007-0001-SOURCEWATER	240-21987-1		1/1	14-Mar-2013 12:00 PM	28-Mar-2013 1:33 PM	28-Mar-2013 1:33 PM	MS

AUTOMATED DATA REVIEW SUMMARY for 240-21987-1_79_SourceWater_TB_1

Batch Report

Test Method: SW8260B; Leach Method: NONE

Analytical Batch	Prep Batch	Leach Batch	Location	Matrix	Field Sample ID	Lab Sample ID	Calibration Ref	Run#/ Dil'n	Collection Date/Time	Extract Date/Time	Analysis Date/Time	Sample Type
79725	79725	NA	79-LL3-DU1-SB1	WG	079-0007-0001-SOURCEWATER	240-21987-1		1/1	14-Mar-2013 12:00 PM	28-Mar-2013 1:59 PM	28-Mar-2013 1:59 PM	SD

Test Method: SW8270C; Leach Method: NONE

Analytical Batch	Prep Batch	Leach Batch	Location	Matrix	Field Sample ID	Lab Sample ID	Calibration Ref	Run#/ Dil'n	Collection Date/Time	Extract Date/Time	Analysis Date/Time	Sample Type
79745	78456	NA	LABQC	WQ	LABQC	MB 240-78456/17-A		1/1	15-Mar-2013 8:45 AM	15-Mar-2013 8:45 AM	28-Mar-2013 12:06 PM	LB
	78456	NA	LABQC	WQ	LABQC	LCS 240-78456/18-A		1/1	15-Mar-2013 8:45 AM	15-Mar-2013 8:45 AM	28-Mar-2013 12:29 PM	BS
	78456	NA	79-841-DU1-SB	WG	079-0007-0001-SOURCEWATER	240-21987-1		1/1	14-Mar-2013 12:00 AM	15-Mar-2013 8:45 AM	28-Mar-2013 12:53 PM	N

Test Method: SW8330B; Leach Method: NONE

Analytical Batch	Prep Batch	Leach Batch	Location	Matrix	Field Sample ID	Lab Sample ID	Calibration Ref	Run#/ Dil'n	Collection Date/Time	Extract Date/Time	Analysis Date/Time	Sample Type
12703	12565	NA	LABQC	WQ	LABQC	MB 320-12565/1-A		1/1	19-Mar-2013 1:52 PM	19-Mar-2013 1:52 PM	21-Mar-2013 12:51 PM	LB
	12565	NA	LABQC	WQ	LABQC	LCS 320-12565/2-A		1/1	19-Mar-2013 1:52 PM	19-Mar-2013 1:52 PM	21-Mar-2013 1:31 PM	BS
	12565	NA	79-841-DU1-SB	WG	079-0007-0001-SOURCEWATER	240-21987-1		2/1	14-Mar-2013 12:00 AM	19-Mar-2013 1:52 PM	21-Mar-2013 2:11 PM	N
12714	12568	NA	LABQC	WQ	LABQC	MB 320-12568/1-A		1/1	19-Mar-2013 2:18 PM	19-Mar-2013 2:18 PM	21-Mar-2013 1:01 PM	LB
	12568	NA	LABQC	WQ	LABQC	LCS 320-12568/2-A		1/1	19-Mar-2013 2:18 PM	19-Mar-2013 2:18 PM	21-Mar-2013 1:16 PM	BS
	12568	NA	79-LL3-DU1-SB1	WG	079-0007-0001-SOURCEWATER	240-21987-1		1/1	14-Mar-2013 12:00 PM	19-Mar-2013 2:18 PM	21-Mar-2013 1:45 PM	MS
	12568	NA	79-LL3-DU1-SB1	WG	079-0007-0001-SOURCEWATER	240-21987-1		1/1	14-Mar-2013 12:00 PM	19-Mar-2013 2:18 PM	21-Mar-2013 2:00 PM	SD
12878	12568	NA	LABQC	WQ	LABQC	MB 320-12568/1-A		2/1	19-Mar-2013 2:18 PM	19-Mar-2013 2:18 PM	22-Mar-2013 3:32 PM	LB
	12568	NA	79-841-DU1-SB	WG	079-0007-0001-SOURCEWATER	240-21987-1		3/1	14-Mar-2013 12:00 AM	19-Mar-2013 2:18 PM	22-Mar-2013 3:53 PM	N

AUTOMATED DATA REVIEW SUMMARY for 240-21987-1_79_SourceWater_TB_1

Field Batch Report

--No Records Found--

AUTOMATED DATA REVIEW SUMMARY for 240-21987-1_79_SourceWater_TB_1

QC Outlier Report

Test/Prep/Leach	QC Element	Sample ID/ Lab Sample ID	Run# / Dil'n	Analyte	Result (Units)	Qualifier	Warning Limits	Control Limits	Reason	Comment	Rule	Action Level
M8015V / SW5030B/NONE	Blank	MB 240-79100/38 (LB) / MB 240-79100/38	1 / 1.00	Petroleum Hydrocarbons C6-C12	57.2 (UG/L)	U/None	< 25	< 100	L		1	57.2
SW6020 / TOTAL/NONE	Blank	MB 180-66565/1-A (LB) / MB 180-66565/1-A	1 / 1.00	Aluminum	4.6 (UG/L)	U/None	< 2.6	< 30	L		1	4.59
SW6020 / TOTAL/NONE	Blank	MB 180-66565/1-A (LB) / MB 180-66565/1-A	1 / 1.00	Barium	0.18 (UG/L)	U/None	< 0.098	< 10	L		1	0.181
SW6020 / TOTAL/NONE	Blank	MB 180-66565/1-A (LB) / MB 180-66565/1-A	1 / 1.00	Copper	0.32 (UG/L)	U/None	< 0.24	< 2	L		1	0.315
SW6020 / TOTAL/NONE	Blank	MB 180-66565/1-A (LB) / MB 180-66565/1-A	1 / 1.00	Lead	0.24 (UG/L)	U/None	< 0.15	< 1	L		1	0.236
SW6020 / TOTAL/NONE	Blank	MB 180-66565/1-A (LB) / MB 180-66565/1-A	1 / 1.00	Manganese	0.31 (UG/L)	U/None	< 0.16	< 5	L		1	0.314
SW6020 / TOTAL/NONE	Blank	MB 180-66565/1-A (LB) / MB 180-66565/1-A	1 / 1.00	Potassium	40.6 (UG/L)	U/None	< 32	< 100	L		1	40.6
SW6020 / TOTAL/NONE	Blank	MB 180-66565/1-A (LB) / MB 180-66565/1-A	1 / 1.00	Sodium	67.4 (UG/L)	U/None	< 27	< 100	L		1	67.4
SW8151 / METHOD/NONE	LCS Recovery	LCS 240-78626/4-A (BS) / LCS 240-78626/4-A	1 / 1.00	2,4,5-T (Trichlorophenoxyacetic Acid)	111 (PERCENT)	J/U	35 - 110	35 - 110	C			
SW8151 / METHOD/NONE	LCS Recovery	LCS 240-78626/4-A (BS) / LCS 240-78626/4-A	1 / 1.00	Dichloroprop	126 (PERCENT)	J/U	70 - 120	70 - 120	C			
SW8260B / SW5030B/NONE	Blank	MB 240-79725/6 (LB) / MB 240-79725/6	1 / 1.00	Methylene Chloride	0.34 (UG/L)	U/None	< 0.33	< 1	L		2	0.688
SW8260B / SW5030B	Test Hold Time	079-0008-0001-TB TRI (N) / 240-21987-2	1 / 1.00	All in Run	14.2 (Days)	J/UJ	< 14	< 28	H1	Test Exceeds UWL		
SW8270C / SW3510/NONE	Blank	MB 240-78456/17-A (LB) / MB 240-78456/17-A	1 / 1.00	bis(2-Ethylhexyl) Phthalate	0.86 (UG/L)	U/None	< 0.8	< 2	L		5	4.28
SW8270C / SW3510/NONE	LCS Recovery	LCS 240-78456/18-A (BS) / LCS 240-78456/18-A	1 / 1.00	Cresols, m & p	67.0 (PERCENT)	J/UJ	70 - 130	70 - 130	C			

AUTOMATED DATA REVIEW SUMMARY for 240-21987-1_79_SourceWater_TB_1

Qualified Results

Test Leach	Matrix	FieldSample ID	LabSample ID	Type	Analyte	RL	Lab Result	Qualified Result	Bias	Units	Reason
M8015V/NONE	WG	079-0007-0001-SOURCEWATER	240-21987-1	N	Petroleum Hydrocarbons C6-C12	100	74.0	100 U	+	UG/L	L
M8015V/NONE	WG	079-0009-0001-TB TRIP BLANK	240-21987-3	N	Petroleum Hydrocarbons C6-C12	100	81.0	100 U	+	UG/L	L
Test Leach	**Matrix**	**FieldSample ID**	**LabSample ID**	**Type**	**Analyte**	**RL**	**Lab Result**	**Qualified Result**	**Bias**	**Units**	**Reason**
SW6020/NONE	WG	079-0007-0001-SOURCEWATER	240-21987-1	N	Arsenic	1.0	0.48	0.48 J		UG/L	TR
SW6020/NONE	WG	079-0007-0001-SOURCEWATER	240-21987-1	N	Chromium	2.0	1.3	1.3 J		UG/L	TR
SW6020/NONE	WG	079-0007-0001-SOURCEWATER	240-21987-1	N	Cobalt	0.50	0.054	0.054 J		UG/L	TR
SW6020/NONE	WG	079-0007-0001-SOURCEWATER	240-21987-1	N	Copper	2.0	1.4	2.0 U	+	UG/L	L/B2
SW6020/NONE	WG	079-0007-0001-SOURCEWATER	240-21987-1	N	Thallium	1.0	0.11	0.11 J		UG/L	TR
Test Leach	**Matrix**	**FieldSample ID**	**LabSample ID**	**Type**	**Analyte**	**RL**	**Lab Result**	**Qualified Result**	**Bias**	**Units**	**Reason**
SW8081/NONE	WG	079-0007-0001-SOURCEWATER	240-21987-1	N	Methoxychlor	0.10	0.10	0.10 UJ		UG/L	V2
SW8081/NONE	WG	079-0007-0001-SOURCEWATER	240-21987-1	N	Toxaphene	2.0	2.0	2.0 UJ		UG/L	V1
Test Leach	**Matrix**	**FieldSample ID**	**LabSample ID**	**Type**	**Analyte**	**RL**	**Lab Result**	**Qualified Result**	**Bias**	**Units**	**Reason**
SW8151/NONE	WG	079-0007-0001-SOURCEWATER	240-21987-1	N	Dalapon	2.0	0.55	2.0 U		UG/L	P1/Y1
SW8151/NONE	WG	079-0007-0001-SOURCEWATER	240-21987-1	N	MCPA	400	400	400 UJ		UG/L	J
SW8151/NONE	WG	079-0007-0001-SOURCEWATER	240-21987-1	N	MCPP	400	400	400 UJ		UG/L	J
Test Leach	**Matrix**	**FieldSample ID**	**LabSample ID**	**Type**	**Analyte**	**RL**	**Lab Result**	**Qualified Result**	**Bias**	**Units**	**Reason**
SW8260B/NONE	WG	079-0007-0001-SOURCEWATER	240-21987-1	N	Carbon Tetrachloride	1.0	1.0	1.0 UJ		UG/L	V2
SW8260B/NONE	WG	079-0008-0001-TB TRIP BLANK	240-21987-2	N	Carbon Tetrachloride	1.0	1.0	1.0 UJ		UG/L	V2
SW8260B/NONE	WG	079-0008-0001-TB TRIP BLANK	240-21987-2	N	Chloroform	1.0	0.31	0.31 J		UG/L	TR
Test Leach	**Matrix**	**FieldSample ID**	**LabSample ID**	**Type**	**Analyte**	**RL**	**Lab Result**	**Qualified Result**	**Bias**	**Units**	**Reason**
SW8270C/NONE	WG	079-0007-0001-SOURCEWATER	240-21987-1	N	2,4-Dimethylphenol	2.0	2.0	2.0 UJ		UG/L	V1

AUTOMATED DATA REVIEW SUMMARY for 240-21987-1_79_SourceWater_TB_1

Qualified Results

Test Leach	Matrix	FieldSample ID	LabSample ID	Type	Analyte	RL	Lab Result	Qualified Result	Bias	Units	Reason
SW8270C/NONE	WG	079-0007-0001-SOURCEWATER	240-21987-1	N	2,4-Dinitrophenol	5.1	5.1	5.1 UJ		UG/L	V1
SW8270C/NONE	WG	079-0007-0001-SOURCEWATER	240-21987-1	N	2-Chlorophenol	1.0	1.0	1.0 UJ		UG/L	V1
SW8270C/NONE	WG	079-0007-0001-SOURCEWATER	240-21987-1	N	2-Methylphenol (o-Cresol)	1.0	1.0	1.0 UJ		UG/L	V1
SW8270C/NONE	WG	079-0007-0001-SOURCEWATER	240-21987-1	N	2-Nitrophenol	2.0	2.0	2.0 UJ		UG/L	V1
SW8270C/NONE	WG	079-0007-0001-SOURCEWATER	240-21987-1	N	3,3'-Dichlorobenzidine	5.1	5.1	5.1 UJ		UG/L	V1
SW8270C/NONE	WG	079-0007-0001-SOURCEWATER	240-21987-1	N	4,6-Dinitro-2-Methylphenol	5.1	5.1	5.1 UJ		UG/L	V1
SW8270C/NONE	WG	079-0007-0001-SOURCEWATER	240-21987-1	N	4-Nitroaniline	2.0	2.0	2.0 UJ		UG/L	V1
SW8270C/NONE	WG	079-0007-0001-SOURCEWATER	240-21987-1	N	4-Nitrophenol	5.1	5.1	5.1 UJ		UG/L	V1
SW8270C/NONE	WG	079-0007-0001-SOURCEWATER	240-21987-1	N	bis(2-Ethylhexyl) Phthalate	2.0	0.91	2.0 U	+	UG/L	L
SW8270C/NONE	WG	079-0007-0001-SOURCEWATER	240-21987-1	N	n-Nitrosodiphenylamine	1.0	1.0	1.0 UJ		UG/L	J
SW8270C/NONE	WG	079-0007-0001-SOURCEWATER	240-21987-1	N	Pentachlorophenol	5.1	5.1	5.1 UJ		UG/L	V1
SW8270C/NONE	WG	079-0007-0001-SOURCEWATER	240-21987-1	N	Phenol	1.0	1.0	1.0 UJ		UG/L	V1

AUTOMATED DATA REVIEW SUMMARY for 240-21987-1_79_SourceWater_TB_1

AUTOMATED DATA REVIEW SUMMARY for 240-21987-1_79_SourceWater_TB_1

Detected Results

Test Leach	Matrix	FieldSample ID	LabSample ID	Type	Analyte	RL	Lab Result	Qualified Result	Units	Reason
SW6020/NONE	WG	079-0007-0001-SOURCEWATER	240-21987-1	N	Arsenic	1.0	0.48	0.48 J	UG/L	TR
SW6020/NONE	WG	079-0007-0001-SOURCEWATER	240-21987-1	N	Barium	10.0	41.0	41.0	UG/L	
SW6020/NONE	WG	079-0007-0001-SOURCEWATER	240-21987-1	N	Calcium	100	65000	65000	UG/L	
SW6020/NONE	WG	079-0007-0001-SOURCEWATER	240-21987-1	N	Cobalt	0.50	0.054	0.054 J	UG/L	TR
SW6020/NONE	WG	079-0007-0001-SOURCEWATER	240-21987-1	N	Chromium	2.0	1.3	1.3 J	UG/L	TR
SW6020/NONE	WG	079-0007-0001-SOURCEWATER	240-21987-1	N	Iron	50.0	590	590	UG/L	
SW6020/NONE	WG	079-0007-0001-SOURCEWATER	240-21987-1	N	Potassium	100	2500	2500	UG/L	
SW6020/NONE	WG	079-0007-0001-SOURCEWATER	240-21987-1	N	Magnesium	100	27000	27000	UG/L	
SW6020/NONE	WG	079-0007-0001-SOURCEWATER	240-21987-1	N	Manganese	5.0	94.0	94.0	UG/L	
SW6020/NONE	WG	079-0007-0001-SOURCEWATER	240-21987-1	N	Sodium	100	37000	37000	UG/L	
SW6020/NONE	WG	079-0007-0001-SOURCEWATER	240-21987-1	N	Thallium	1.0	0.11	0.11 J	UG/L	TR
SW6020/NONE	WG	079-0007-0001-SOURCEWATER	240-21987-1	N	Zinc	5.0	5.1	5.1	UG/L	
Test Leach	**Matrix**	**FieldSample ID**	**LabSample ID**	**Type**	**Analyte**	**RL**	**Lab Result**	**Qualified Result**	**Units**	**Reason**
SW8260B/NONE	WG	079-0008-0001-TB TRIP BLANK	240-21987-2	N	Chloroform	1.0	0.31	0.31 J	UG/L	TR

AUTOMATED DATA REVIEW SUMMARY for 240-21987-1_79_SourceWater_TB_1

Rejected Results

--No Records Found--

AUTOMATED DATA REVIEW SUMMARY for 240-21987-1_79_SourceWater_TB_1

Anomalies Count

SDG Name: 240-21987-1_79_SourceWater_TB_1

Test/Extraction Method/Leach	# of Field Samples Outside of Compliance	# of Analytes Outside of Compliance
M8015D/SW3520C/NONE	1	2
SW6020/TOTAL/NONE	1	1
SW8081/SW3520C/NONE	1	5
SW8082/SW3520C/NONE	1	7
SW8260B/SW5030B/NONE	2	2
SW8270C/SW3510/NONE	1	4
SW8330B/METHOD/NONE	1	3

Anomalies are cases where the reported RL exceeds that specified in the governing project document.

AUTOMATED DATA REVIEW SUMMARY for 240-21987-1_79_SourceWater_TB_1

Reporting Anomalies

SDG Name: 240-21987-1_79_SourceWater_TB_1

Test Leach	FieldSample ID	Type	Dilution	Analyte	Result	DL	RL	Project RL	Units
M8015D/NONE	079-0007-0001-SOURCEWATER	N	1	C10-C20 Diesel Range Organics	490 U	230	490	0.5	UG/L
M8015D/NONE	079-0007-0001-SOURCEWATER	N	1	C20-C34 Motor Oil Range Organics	490 U	230	490	0.5	UG/L
Test Leach	**FieldSample ID**	**Type**	**Dilution**	**Analyte**	**Result**	**DL**	**RL**	**Project RL**	**Units**
SW6020/NONE	079-0007-0001-SOURCEWATER	N	1	Cadmium	1 U	0.13	1	0.5	UG/L
Test Leach	**FieldSample ID**	**Type**	**Dilution**	**Analyte**	**Result**	**DL**	**RL**	**Project RL**	**Units**
SW8081/NONE	079-0007-0001-SOURCEWATER	N	1	Aldrin	0.05 U	0.0082	0.05	0.03	UG/L
SW8081/NONE	079-0007-0001-SOURCEWATER	N	1	alpha-BHC (alpha-Hexachlorocyclohexane)	0.05 U	0.007	0.05	0.03	UG/L
SW8081/NONE	079-0007-0001-SOURCEWATER	N	1	Dieldrin	0.05 U	0.0075	0.05	0.03	UG/L
SW8081/NONE	079-0007-0001-SOURCEWATER	N	1	Heptachlor	0.05 U	0.008	0.05	0.03	UG/L
SW8081/NONE	079-0007-0001-SOURCEWATER	N	1	Heptachlor Epoxide	0.05 U	0.0071	0.05	0.03	UG/L
Test Leach	**FieldSample ID**	**Type**	**Dilution**	**Analyte**	**Result**	**DL**	**RL**	**Project RL**	**Units**
SW8082/NONE	079-0007-0001-SOURCEWATER	N	1	PCB-1016 (Arochlor 1016)	0.5 U	0.17	0.5	0.2	UG/L
SW8082/NONE	079-0007-0001-SOURCEWATER	N	1	PCB-1221 (Arochlor 1221)	0.5 U	0.13	0.5	0.2	UG/L
SW8082/NONE	079-0007-0001-SOURCEWATER	N	1	PCB-1232 (Arochlor 1232)	0.5 U	0.16	0.5	0.2	UG/L
SW8082/NONE	079-0007-0001-SOURCEWATER	N	1	PCB-1242 (Arochlor 1242)	0.5 U	0.22	0.5	0.2	UG/L
SW8082/NONE	079-0007-0001-SOURCEWATER	N	1	PCB-1248 (Arochlor 1248)	0.5 U	0.1	0.5	0.2	UG/L
SW8082/NONE	079-0007-0001-SOURCEWATER	N	1	PCB-1254 (Arochlor 1254)	0.5 U	0.16	0.5	0.2	UG/L

Reporting Anomalies are cases where the reported RL exceeds that specified in the governing project document.

AUTOMATED DATA REVIEW SUMMARY for 240-21987-1_79_SourceWater_TB_1

Reporting Anomalies

SDG Name: 240-21987-1_79_SourceWater_TB_1

Test Leach	FieldSample ID	Type	Dilution	Analyte	Result	DL	RL	Project RL	Units
SW8082/NONE	079-0007-0001-SOURCEWATER	N	1	PCB-1260 (Arochlor 1260)	0.5 U	0.17	0.5	0.2	UG/L
Test Leach	**FieldSample ID**	**Type**	**Dilution**	**Analyte**	**Result**	**DL**	**RL**	**Project RL**	**Units**
SW8260B/NONE	079-0007-0001-SOURCEWATER	N	1	1,2-Dichloroethene	2 U	0.34	2	1	UG/L
SW8260B/NONE	079-0008-0001-TB TRIP BLANK	N	1	1,2-Dichloroethene	2 U	0.34	2	1	UG/L
Test Leach	**FieldSample ID**	**Type**	**Dilution**	**Analyte**	**Result**	**DL**	**RL**	**Project RL**	**Units**
SW8270C/NONE	079-0007-0001-SOURCEWATER	N	1	2,4,5-Trichlorophenol	5.1 U	0.3	5.1	5	UG/L
SW8270C/NONE	079-0007-0001-SOURCEWATER	N	1	2,4,6-Trichlorophenol	5.1 U	0.81	5.1	5	UG/L
SW8270C/NONE	079-0007-0001-SOURCEWATER	N	1	3,3'-Dichlorobenzidine	5.1 UJ	0.37	5.1	5	UG/L
SW8270C/NONE	079-0007-0001-SOURCEWATER	N	1	Pentachlorophenol	5.1 UJ	2.4	5.1	5	UG/L
Test Leach	**FieldSample ID**	**Type**	**Dilution**	**Analyte**	**Result**	**DL**	**RL**	**Project RL**	**Units**
SW8330B/NONE	079-0007-0001-SOURCEWATER	N	1	2-Nitrotoluene	0.51 U	0.09	0.51	0.2	UG/L
SW8330B/NONE	079-0007-0001-SOURCEWATER	N	1	3-Nitrotoluene	0.51 U	0.058	0.51	0.2	UG/L
SW8330B/NONE	079-0007-0001-SOURCEWATER	N	1	4-Nitrotoluene	0.51 U	0.09	0.51	0.2	UG/L

Reporting Anomalies are cases where the reported RL exceeds that specified in the governing project document.

AUTOMATED DATA REVIEW SUMMARY for 240-21987-1_79_SourceWater_TB_1

Worksheet

SDG Name: 240-21987-1_79_SourceWater_TB_1

Method: E353.2

Review Questions	Yes	No	NA	Comment
Did Chain-of-Custody information agree with laboratory report and EDD for requested field samples and tests?	•			
Were samples preserved properly and received in good condition?	•			
Were holding times met?	•			
Were sample reciept temperatures met?	•			
Were QAPP specified RLs achieved?	•			
Were all QAPP specified target analytes reported?	•			
Was the initial calibration curve within QAPP acceptance limits?	•			
Were the ICV/CCVs analyzed (frequency) as required in the QAPP?	•			
Were ICV/CCV results within QAPP acceptance limits?	•			
Were the ICB/CCBs analyzed (frequency) as required in the QAPP?	•			
Was a method blank prepared and analyzed with each batch?	•			
Were target analytes detected in the ICB/CCB/method blank?		•		
Was a field blank collected and analyzed?			•	
Were target analytes reported in the field blank analyses above the MDL?			•	
If a field duplicate was analyzed, were the RPDs within QAPP acceptance limits?			•	
Was a LCS prepared and analyzed with each batch?	•			
Were the LCS recoveries within QAPP acceptance limits?	•			
Was a duplicate sample prepared and analyzed with each batch?			•	
Was the duplicate RPD within QAPP acceptance limits?			•	
Was a MS/MSD pair prepared with each batch?	•			
Is the MS/MSD parent sample the one designated by the sampling team?			•	
Were the MS/MSD recoveries and RPDs within QAPP acceptance limits?	•			
Were sample concentrations within calibration range?	•			
Have all Laboratory Case Narrative comments/findings been addressed in the data review process?	•			
Are all samples associated with QC non-compliances flagged appropriately?	•			
Are the Qualified, Detected, and Rejected tables of the ADR report in agreement?	•			

AUTOMATED DATA REVIEW SUMMARY for 240-21987-1_79_SourceWater_TB_1

Method: M8015D

Review Questions	Yes	No	NA	Comment
Did Chain-of-Custody information agree with laboratory report?	•			
Were samples preserved properly and received in good condition?	•			
Were sample reciept temperatures met?	•			
Were holding times for prep and analysis met?	•			
Does the initial calibration curve consist of 5 concentration levels, with the low standard near but > MDL?	•			
Is the ICAL %RSD within acceptance limits (%D =20%) on both columns?	•			
Was a second source verification analyzed after the ICAL and all analytes within criteria (%D =20%)?	•			
Was a CCV run at the beginning of the analytical sequence and every 12 hours?	•			
Was the CCV a mid-level standard from the initial calibration curve?	•			
Was the CCV %D within criteria (%D =20%)?	•			
Was a method blank prepared and analyzed with each batch?	•			
Were target analytes detected in the method blank above the MDL?		•		
Was a field blank (equipment or trip) collected and analyzed?			•	
Were target analytes reported in the field blank analyses above the MDL?			•	
Were surrogate recoveries within QAPP acceptance limits?	•			
Was an LCS/LCSD pair prepared and analyzed with each batch? (if applicable)		•		LCS was extracted with preparation batch.
Were the LCS recoveries within QAPP acceptance limits?		•		
Were the LCS/LCSD RPDs within QAPP acceptance limits? (if applicable)			•	
If a field duplicate was analyzed, were the RPDs within QAPP acceptance limits (RPD = 30%) ?			•	
Is the MS/MSD parent sample the one designated by the sampling team?			•	
Were MS/MSD recoveries and RPD within QAPP acceptance limits?			•	
Were all QAPP-specified target analytes reported?	•			
Were reported sample concentrations within calibration range?	•			
Are all samples associated with QC non-compliances flagged appropriately?	•			
Are the Qualified, Detected, and Rejected tables of the ADR report in agreement?	•			
Have all Laboratory Case Narrative comments/findings been addressed in the data review process?	•			
Were sample prepration sheets present and filled out appropriately?	•			
Were instrument run logs present and filled out appropriately?	•			

AUTOMATED DATA REVIEW SUMMARY for 240-21987-1_79_SourceWater_TB_1

Method: M8015V

Review Questions	Yes	No	NA	Comment
Did Chain-of-Custody information agree with laboratory report?	•			
Were samples preserved properly and received in good condition?	•			
Were sample reciept temperatures met?	•			
Were holding times for prep and analysis met?	•			
Does the initial calibration curve consist of 5 concentration levels, with the low standard near but > MDL?	•			
Is the ICAL %RSD within acceptance limits (%D =20%) on both columns?	•			
Was a second source verification analyzed after the ICAL and all analytes within criteria (%D =20%)?	•			
Was a CCV run at the beginning of the analytical sequence and every 12 hours?	•			
Was the CCV a mid-level standard from the initial calibration curve?	•			
Was the CCV %D within criteria (%D =20%)?	•			
Was a method blank prepared and analyzed with each batch?	•			
Were target analytes detected in the method blank above the MDL?	•			MB 240-79100/38: C6-C12 was detected above the MDL but below RL.
Was a field blank (equipment or trip) collected and analyzed?	•			
Were target analytes reported in the field blank analyses above the MDL?		•		
Were surrogate recoveries within QAPP acceptance limits?	•			
Was an LCS/LCSD pair prepared and analyzed with each batch? (if applicable)	•			LCS was analyzed with each analytical batch.
Were the LCS recoveries within QAPP acceptance limits?	•			
Were the LCS/LCSD RPDs within QAPP acceptance limits? (if applicable)			•	
If a field duplicate was analyzed, were the RPDs within QAPP acceptance limits (RPD = 30%) ?			•	
Is the MS/MSD parent sample the one designated by the sampling team?			•	
Were MS/MSD recoveries and RPD within QAPP acceptance limits?	•			
Were all QAPP-specified target analytes reported?	•			
Were reported sample concentrations within calibration range?	•			
Are all samples associated with QC non-compliances flagged appropriately?	•			
Are the Qualified, Detected, and Rejected tables of the ADR report in agreement?	•			
Have all Laboratory Case Narrative comments/findings been addressed in the data review process?	•			
Were sample prepration sheets present and filled out appropriately?	•			
Were instrument run logs present and filled out appropriately?	•			

AUTOMATED DATA REVIEW SUMMARY for 240-21987-1_79_SourceWater_TB_1

Method: SW6020

Review Questions	Yes	No	NA	Comment
Did Chain-of-Custody information agree with laboratory report and EDD for requested field samples and tests?	•			
Were samples preserved properly and received in good condition?	•			
Were holding times met?	•			
Were sample reciept temperatures met?	•			
Were QAPP specified RLs achieved?	•			
Were all QAPP specified target analytes reported?	•			
Was the initial calibration curve within QAPP acceptance limits?	•			
Were the ICV/CCVs analyzed (frequency) as required in the QAPP?	•			
Were ICV/CCV results within QAPP acceptance limits?	•			
Were the ICB/CCBs analyzed (frequency) as required in the QAPP?	•			
Was a method blank prepared and analyzed with each batch?	•			
Were target analytes detected in the ICB/CCB/method blank?	•			CCB1: Cu, K, and Na were detected above MDL but below RL. 2. MB 180-66565/1-A: Al, Ba, Cu, Mn, Na, Pb, and K were detected above MDL but below RL.
Was a field blank collected and analyzed?			•	
Were target analytes reported in the field blank analyses above the MDL?			•	
Was an Interference Check Standard (ICS) run at the beginning and end of every run?	•			
Was the ICS recovery within QAPP acceptance limits?	•			
If a field duplicate was analyzed, were the RPDs within criteria?	•			
Was a LCS prepared and analyzed with each batch?	•			LCS and LCSD were digested in the preparation batch : 66565.
Were the LCS recoveries within QAPP acceptance limits?	•			
Was a MS/MSD pair prepared with each batch?			•	
Is the MS/MSD parent sample the one designated by the sampling team?			•	
Were the MS/MSD within QAPP acceptance limits?			•	
Was a serial dilution prepared and analyzed with each batch?	•			
Was the serial dilution within QAPP acceptance limits?	•			
Were sample concentrations within calibration range?	•			
Have all Laboratory Case Narrative comments/findings been addressed in the data review process?	•			
Are all samples associated with QC non-compliances flagged appropriately?	•			
Are the Qualified, Detected, and Rejected tables of the ADR report in agreement?	•			

AUTOMATED DATA REVIEW SUMMARY for 240-21987-1_79_SourceWater_TB_1

Method: SW7196A

Review Questions	Yes	No	NA	Comment
Did Chain-of-Custody information agree with laboratory report and EDD for requested field samples and tests?	•			
Were samples preserved properly and received in good condition?	•			
Were holding times met?	•			
Were sample reciept temperatures met?	•			
Were QAPP specified RLs achieved?	•			
Were all QAPP specified target analytes reported?	•			
Was the initial calibration curve within QAPP acceptance limits?	•			
Were the ICV/CCVs analyzed (frequency) as required in the QAPP?	•			
Were ICV/CCV results within QAPP acceptance limits?	•			
Were the ICB/CCBs analyzed (frequency) as required in the QAPP?	•			
Was a method blank prepared and analyzed with each batch?	•			
Were target analytes detected in the ICB/CCB/method blank?		•		
Was a field blank collected and analyzed?			•	
Were target analytes reported in the field blank analyses above the MDL?			•	
Was the ICS recovery within QAPP acceptance limits?			•	
If a field duplicate was analyzed, were the RPDs within criteria?			•	
Was a LCS prepared and analyzed with each batch?	•			
Were the LCS recoveries within QAPP acceptance limits?	•			
Was a MS/MSD pair prepared with each batch?	•			
Is the MS/MSD parent sample the one designated by the sampling team?			•	
Were the MS/MSD within QAPP acceptance limits?	•			
Were sample concentrations within calibration range?	•			
Have all Laboratory Case Narrative comments/findings been addressed in the data review process?	•			
Are all samples associated with QC non-compliances flagged appropriately?	•			
Are the Qualified, Detected, and Rejected tables of the ADR report in agreement?	•			

Method: SW7470A

Review Questions	Yes	No	NA	Comment
Did Chain-of-Custody information agree with laboratory report and EDD for requested field samples and tests?	•			

AUTOMATED DATA REVIEW SUMMARY for 240-21987-1_79_SourceWater_TB_1

Method: SW7470A

Review Questions	Yes	No	NA	Comment
Were samples preserved properly and received in good condition?	•			
Were holding times met?	•			
Were sample reciept temperatures met?	•			
Were QAPP specified RLs achieved?	•			
Were all QAPP specified target analytes reported?	•			
Was the initial calibration curve within QAPP acceptance limits?	•			
Were the ICV/CCVs analyzed (frequency) as required in the QAPP?	•			
Were ICV/CCV results within QAPP acceptance limits?	•			
Were the ICB/CCBs analyzed (frequency) as required in the QAPP?	•			
Was a method blank prepared and analyzed with each batch?	•	•		
Were target analytes detected in the ICB/CCB/method blank?		•		
Was a field blank collected and analyzed?			•	
Were target analytes reported in the field blank analyses above the MDL?			•	
Was the ICS recovery within QAPP acceptance limits?			•	
If a field duplicate was analyzed, were the RPDs within criteria?			•	
Was a LCS prepared and analyzed with each batch?	•			
Were the LCS recoveries within QAPP acceptance limits?			•	
Was a MS/MSD pair prepared with each batch?			•	
Is the MS/MSD parent sample the one designated by the sampling team?			•	
Were the MS/MSD within QAPP acceptance limits?			•	
Were sample concentrations within calibration range?	•			
Have all Laboratory Case Narrative comments/findings been addressed in the data review process?	•			
Are all samples associated with QC non-compliances flagged appropriately?	•			
Are the Qualified, Detected, and Rejected tables of the ADR report in agreement?	•			

Method: SW8081

Review Questions	Yes	No	NA	Comment
Did Chain-of-Custody information agree with laboratory report?	•			
Were samples preserved properly and received in good condition?	•			
Were sample reciept temperatures met?	•			

AUTOMATED DATA REVIEW SUMMARY for 240-21987-1_79_SourceWater_TB_1

Method: SW8081

Review Questions	Yes	No	NA	Comment
Were holding times for prep and analysis met?	•			
Does the initial calibration curve consist of 5 concentration levels, with the low standard near but > MDL?	•			
Is the ICAL %RSD within acceptance limits (%D =20%) on both columns?	•			
Was a second source verification analyzed after the ICAL and all analytes within criteria (%D =20%)?		•		Toxaphene %D=38.9%.
Was a CCV run at the beginning of the analytical sequence and every 12 hours?	•			
Was the CCV a mid-level standard from the initial calibration curve?	•			
Was the CCV %D within criteria (%D =20%)?	•			CCV 240-7956/14: Methoxychlor %D=20.2%
Was a method blank prepared and analyzed with each batch?	•			
Were target analytes detected in the method blank above the MDL?		•		
Was a field blank (equipment or trip) collected and analyzed?			•	
Were target analytes reported in the field blank analyses above the MDL?			•	
Were surrogate recoveries within QAPP acceptance limits?	•			
Was an LCS/LCSD pair prepared and analyzed with each batch? (if applicable)	•			LCS was extracted with each preparation batch.
Were the LCS recoveries within QAPP acceptance limits?	•			
Were the LCS/LCSD RPDs within QAPP acceptance limits? (if applicable)			•	
If a field duplicate was analyzed, were the RPDs within QAPP acceptance limits (RPD = 30%) ?			•	
Were the Breakdown products within QAPP acceptance limits?	•			
Is the MS/MSD parent sample the one designated by the sampling team?			•	
Were MS/MSD recoveries and RPD within QAPP acceptance limits?			•	
Were all QAPP-specified target analytes reported?	•			
Were reported sample concentrations within calibration range?	•			
Were RPDs between primary and confirmation columns < 40%?			•	All Pesticides compounds in the samples were reported as non-detects.
Are all samples associated with QC non-compliances flagged appropriately?	•			
Are the Qualified, Detected, and Rejected tables of the ADR report in agreement?	•			
Have all Laboratory Case Narrative comments/findings been addressed in the data review process?	•			
Were sample prepration sheets present and filled out appropriately?	•			
Were instrument run logs present and filled out appropriately?	•			

AUTOMATED DATA REVIEW SUMMARY for 240-21987-1_79_SourceWater_TB_1

Method: SW8082

Review Questions	Yes	No	NA	Comment
Did Chain-of-Custody information agree with laboratory report?	•			
Were samples preserved properly and received in good condition?	•			
Were sample reciept temperatures met?	•			
Were holding times for prep and analysis met?	•			
Does the initial calibration curve consist of 5 concentration levels, with the low standard near but > MDL?	•			
Is the ICAL %RSD within acceptance limits (%D =20%) on both columns?	•			
Was a second source verification analyzed after the ICAL and all analytes within criteria (%D =20%)?	•			15%
Was a CCV run at the beginning of the analytical sequence and every 12 hours?	•			
Was the CCV a mid-level standard from the initial calibration curve?	•			
Was the CCV %D within criteria (%D =20%)?	•			15%
Was a method blank prepared and analyzed with each batch?	•			
Were target analytes detected in the method blank above the MDL?		•		
Was a field blank (equipment or trip) collected and analyzed?			•	
Were target analytes reported in the field blank analyses above the MDL?			•	
Were surrogate recoveries within QAPP acceptance limits?	•			
Was an LCS/LCSD pair prepared and analyzed with each batch? (if applicable)	•			LCS was extracted with each preparation batch.
Were the LCS recoveries within QAPP acceptance limits?	•			
Were the LCS/LCSD RPDs within QAPP acceptance limits? (if applicable)			•	
If a field duplicate was analyzed, were the RPDs within QAPP acceptance limits (RPD = 30%) ?			•	
Were the Breakdown products within QAPP acceptance limits?			•	
Is the MS/MSD parent sample the one designated by the sampling team?			•	
Were MS/MSD recoveries and RPD within QAPP acceptance limits?			•	
Were all QAPP-specified target analytes reported?	•			
Were reported sample concentrations within calibration range?	•			
Were RPDs between primary and confirmation columns < 40%?			•	All PCBs were reported as non-detect.
Are all samples associated with QC non-compliances flagged appropriately?	•			
Are the Qualified, Detected, and Rejected tables of the ADR report in agreement?	•			
Have all Laboratory Case Narrative comments/findings been addressed in the data review process?	•			

Method: SW8082

Review Questions	Yes	No	NA	Comment
Were sample prepration sheets present and filled out appropriately?	•			
Were instrument run logs present and filled out appropriately?	•			

Method: SW8151

Review Questions	Yes	No	NA	Comment
Did Chain-of-Custody information agree with laboratory report?	•			
Were samples preserved properly and received in good condition?	•			
Were sample reciept temperatures met?	•			
Were holding times for prep and analysis met?	•			
Does the initial calibration curve consist of 5 concentration levels, with the low standard near but > MDL?	•			
Is the ICAL %RSD within acceptance limits (%D =20%) on both columns?	•			
Was a second source verification analyzed after the ICAL and all analytes within criteria (%D =20%)?	•			
Was a CCV run at the beginning of the analytical sequence and every 12 hours?	•			
Was the CCV a mid-level standard from the initial calibration curve?	•			
Was the CCV %D within criteria (%D =20%)?	•			
Was a method blank prepared and analyzed with each batch?	•			
Were target analytes detected in the method blank above the MDL?		•		
Was a field blank (equipment or trip) collected and analyzed?			•	
Were target analytes reported in the field blank analyses above the MDL?			•	
Were surrogate recoveries within QAPP acceptance limits?	•			
Was an LCS/LCSD pair prepared and analyzed with each batch? (if applicable)	•			LCS was extracted with each preparation batch.
Were the LCS recoveries within QAPP acceptance limits?		•		LCS 240-78626/4-A: Dichlorprop and 2,4,5-T were recovered above the QC limits. No qualifications were required due to these compounds were not detected in the native sample.
Were the LCS/LCSD RPDs within QAPP acceptance limits? (if applicable)			•	
If a field duplicate was analyzed, were the RPDs within QAPP acceptance limits (RPD = 30%) ?			•	
Were the Breakdown products within QAPP acceptance limits?			•	
Is the MS/MSD parent sample the one designated by the sampling team?			•	
Were MS/MSD recoveries and RPD within QAPP acceptance limits?			•	

AUTOMATED DATA REVIEW SUMMARY for 240-21987-1_79_SourceWater_TB_1

Method: SW8151

Review Questions	Yes	No	NA	Comment
Were all QAPP-specified target analytes reported?	•			
Were reported sample concentrations within calibration range?	•			
Were RPDs between primary and confirmation columns < 40%?		•		240-21987-1: Dalapon RPD was 56%. False Positive.
Are all samples associated with QC non-compliances flagged appropriately?	•			
Are the Qualified, Detected, and Rejected tables of the ADR report in agreement?	•			
Have all Laboratory Case Narrative comments/findings been addressed in the data review process?	•			
Were sample prepration sheets present and filled out appropriately?	•			
Were instrument run logs present and filled out appropriately?	•			

Method: SW8260B

Review Questions	Yes	No	NA	Comment
Did Chain-of-Custody information agree with laboratory report and EDD for requested field samples and tests?	•			
Were samples preserved properly and received in good condition?	•			
Were holding times met?	•			
Were sample reciept temperatures met?	•			
Were QAPP specified PQLs achieved?	•			
Were all QAPP-specified target analytes reported?	•			
Was the GC/MS system properly tuned based on method criteria?	•			
Was the criteria met during each 12 hour shift (prior to ICAL and Cal Ver.)?	•			
Does the initial calibration curve consist of 5 concentration levels, with the low standard near but > MDL?	•			
Did the Calibration Check Compounds (CCCs) have a relative standard deviation within QAPP acceptance limits?	•			
Were the average response factors (RFs) for the System Performance Check Compounds (SPCCs) within QAPP acceptance limits?	•			
Were all other target analytes within criteria? OR Was the average across all target analytes within criteria? Was a different calibration option used?	•			
If a linear regression curve was used, was the correlation coefficient within criteria?	•			
Was a second source verification analyzed after the ICAL and all analytes within criteria?	•			
Was a CCV run at the beginning of the analytical sequence and every 12 hours?				
Was the CCV a mid-level standard from the initial calibration curve?	•			

AUTOMATED DATA REVIEW SUMMARY for 240-21987-1_79_SourceWater_TB_1

Method: SW8260B

Review Questions	Yes	No	NA	Comment
Did the CCCs have a %Difference within QAPP acceptance limits?	•			
Were the average RFs for the SPCCs within QAPP acceptance limits?				
Was the average %D (difference or drift) for all target analytes within QAPP acceptance limits?		•		CCV 240-79725/2: Carbon tetrachloride: %D= 24.4.
Were the internal standards added to every standard, blank, matrix spike, matrix spike duplicate, and sample?	•			
Were the retention times for all IS compounds within QAPP acceptance limits?	•			
Are the area counts of all IS compounds within QAPP acceptance limits?	•			
Was a method blank prepared and analyzed with each batch?	•			
Were target analytes detected in the method blank above the MDL?	•			MB 240-79725/6: Methylene chloride was detected above the MDL but below the RL.
Was a field blank (equipment or trip) collected and analyzed at the required frequency?	•			
Were target analytes reported in the field blank analyses above the MDL?	•			079-0008-0001-TB (Trip Blank): Chloroform was detected above the MDL but below the RL.
If a field duplicate was analyzed, were the RPDs within QAPP acceptance limits?			•	
Was an LCS/LCSD pair prepared and analyzed with each batch?	•			LCS was analyzed with each analytical batch.
Were the LCS/LCSD recoveries within QAPP acceptance limits?			•	
Were the LCS/LCSD RPDs within QAPP acceptance limits?			•	
Was the duplicate RPD within QAPP acceptance limits?			•	
Are all samples associated with QC non-compliances flagged appropriately?	•			
Are the Qualified, Detected, and Rejected tables of the ADR report in agreement?	•			
Was a MS/MSD pair prepared with each batch?	•			
Is the MS/MSD parent sample the one designated by the sampling team?			•	
Were MS/MSD recoveries and RPD within QAPP acceptance limits?	•			
Were surrogate recoveries within QAPP acceptance limits?	•			
Were reported sample concentrations within calibration range?	•			
Have all Laboratory Case Narrative comments/findings been addressed in the data review process?	•			
Were instrument run logs present and filled out appropriately?	•			
Were sample prepration sheets present and filled out appropriately?	•			

AUTOMATED DATA REVIEW SUMMARY for 240-21987-1_79_SourceWater_TB_1

Method: SW8270C

Review Questions	Yes	No	NA	Comment
Did Chain-of-Custody information agree with laboratory report and EDD for requested field samples and tests?	•			
Were samples preserved properly and received in good condition?	•			
Were holding times met?	•			
Were sample reciept temperatures met?	•			
Were QAPP specified PQLs achieved?	•			
Were all QAPP-specified target analytes reported?	•			
Was the GC/MS system properly tuned based on method criteria?	•			
Was the criteria met during each 12 hour shift (prior to ICAL and Cal Ver.)?	•			
Does the initial calibration curve consist of 5 concentration levels, with the low standard near but > MDL?	•			
Did the Calibration Check Compounds (CCCs) have a relative standard deviation within QAPP acceptance limits?	•			
Were the average response factors (RFs) for the System Performance Check Compounds (SPCCs) within QAPP acceptance limits?	•			
Were all other target analytes within criteria? OR Was the average across all target analytes within criteria? Was a different calibration option used?	•			
If a linear regression curve was used, was the correlation coefficient within criteria?	•			
Was a second source verification analyzed after the ICAL and all analytes within criteria?		•		ICV 240-79445/12: %Ds for several compounds were >20%. All non-detects compounds were qualified (UJ).
Was a CCV run at the beginning of the analytical sequence and every 12 hours?	•			
Was the CCV a mid-level standard from the initial calibration curve?	•			
Did the CCCs have a %Difference within QAPP acceptance limits?	•			
Were the average RFs for the SPCCs within QAPP acceptance limits?	•			
Was the average %D (difference or drift) for all target analytes within QAPP acceptance limits?	•			
Were the internal standards added to every standard, blank, matrix spike, matrix spike duplicate, and sample?	•			
Were the retention times for all IS compounds within QAPP acceptance limits?	•			
Are the area counts of all IS compounds within QAPP acceptance limits?	•			
Was a method blank prepared and analyzed with each batch?	•			
Were target analytes detected in the method blank above the MDL?	•			MB 240-78456/17-A: Bis (2-ethylhexyl) phthalate was detected above the MDL but below the RL.
Was a field blank (equipment or trip) collected and analyzed at the required frequency?			•	

AUTOMATED DATA REVIEW SUMMARY for 240-21987-1_79_SourceWater_TB_1

Method: SW8270C

Review Questions	Yes	No	NA	Comment
Were target analytes reported in the field blank analyses above the MDL?			•	
If a field duplicate was analyzed, were the RPDs within QAPP acceptance limits?			•	
Was an LCS/LCSD pair prepared and analyzed with each batch?	•			LCS was extracted with each preparation batch.
Were the LCS/LCSD recoveries within QAPP acceptance limits?	•			
Were the LCS/LCSD RPDs within QAPP acceptance limits?			•	
Was the duplicate RPD within QAPP acceptance limits?			•	
Are all samples associated with QC non-compliances flagged appropriately?			•	
Are the Qualified, Detected, and Rejected tables of the ADR report in agreement?				
Was a MS/MSD pair prepared with each batch?			•	
Is the MS/MSD parent sample the one designated by the sampling team?			•	
Were MS/MSD recoveries and RPD within QAPP acceptance limits?			•	
Were surrogate recoveries within QAPP acceptance limits?	•			
Were reported sample concentrations within calibration range?	•			
Have all Laboratory Case Narrative comments/findings been addressed in the data review process?	•			
Were instrument run logs present and filled out appropriately?	•			
Were sample prepration sheets present and filled out appropriately?	•			

Method: SW8330B

Review Questions	Yes	No	NA	Comment
Did Chain-of-Custody information agree with laboratory report?	•			
Were samples preserved properly and received in good condition?	•			
Were sample reciept temperatures met?	•			
Were holding times for prep and analysis met?	•			
Does the initial calibration curve consist of 5 concentration levels, with the low standard near but > MDL?	•			
Is the ICAL %RSD within acceptance limits (%D =20%) on both columns?	•			
Was a second source verification analyzed after the ICAL and all analytes within criteria (%D =20%)?	•			
Was a CCV run at the beginning of the analytical sequence and every 12 hours?	•			
Was the CCV a mid-level standard from the initial calibration curve?	•			
Was the CCV %D within criteria (%D =20%)?	•			

AUTOMATED DATA REVIEW SUMMARY for 240-21987-1_79_SourceWater_TB_1

Method: SW8330B

Review Questions	Yes	No	NA	Comment
Was a method blank prepared and analyzed with each batch?	•			
Were target analytes detected in the method blank above the MDL?		•		
Was a field blank (equipment or trip) collected and analyzed?			•	
Were target analytes reported in the field blank analyses above the MDL?			•	
Were surrogate recoveries within QAPP acceptance limits?	•			
Was an LCS/LCSD pair prepared and analyzed with each batch? (if applicable)	•			LCS was extracted with each preparation batch.
Were the LCS recoveries within QAPP acceptance limits?	•			
Were the LCS/LCSD RPDs within QAPP acceptance limits? (if applicable)			•	
If a field duplicate was analyzed, were the RPDs within QAPP acceptance limits (RPD = 30%) ?			•	
Is the MS/MSD parent sample the one designated by the sampling team?			•	
Were MS/MSD recoveries and RPD within QAPP acceptance limits?	•			MS and MSD were performed on Nitroguanidine only.
Were all QAPP-specified target analytes reported?	•			
Were reported sample concentrations within calibration range?	•			
Were RPDs between primary and confirmation columns < 40%?		•		240-21987-1: Nitroguanidine was not confirmed on the column Hyrdo RP80A.
Did PDA spectra for reported compounds match associated standard spectra?			•	
Are all samples associated with QC non-compliances flagged appropriately?	•			
Are the Qualified, Detected, and Rejected tables of the ADR report in agreement?	•			
Have all Laboratory Case Narrative comments/findings been addressed in the data review process?	•			
Were sample prepration sheets present and filled out appropriately?	•			
Were instrument run logs present and filled out appropriately?	•			

WORKSHEET 9

Automated Data Review Summary for 240-17796-1
Equipment Rinsate Blank

This page left intentionally blank.

AUTOMATED DATA REVIEW SUMMARY for 240-17796-1_(76-SB,SS,SW)

Facility: Ravenna Army Ammunition Plant

Event: Fall 2012 SI/RI Sampling

Guidance Document: Ravenna Army Ammunition Plant, Quality Assurance Project Plan, Oct. 3, 2012

Contract Laboratory: TestAmerica, Inc., North Canton, OH

Field Contractor: Environmental Chemical Corporation, Otis Ang Base, MA

Data Review Contractor:

SDG: 240-17796-1_(76-SB,SS,SW), Certified - 1/3/2013 by frederickroche

QC Level: ADR

Project Manager:

Data Reviewer:

Data Reviewer Title:

Date of Review Report:

Samples Included in SDG 240-17796-1_(76-SB,SS,SW)

Analytical Method/ Leach Method	Normal Soil Samples	Normal Water Samples	Field QC Soil Samples	Field QC Water Samples
E353.2/NONE	16	3	1	1
M8015V/NONE		1		0
SW6020/NONE		1		0
SW7196A/NONE	1		0	
SW7470A/NONE		1		0
SW7471A/NONE	23		0	
SW8081/NONE		1		0

AUTOMATED DATA REVIEW SUMMARY for 240-17796-1_(76-SB,SS,SW)

Analytical Method/ Leach Method	Normal Soil Samples	Normal Water Samples	Field QC Soil Samples	Field QC Water Samples
SW8082/NONE	8	3	0	1
SW8151/NONE		1		0
SW8260B/NONE	14	3	0	0
SW8270C/NONE	30	1	1	0
SW8330B/NONE	16	3	1	1

AUTOMATED DATA REVIEW SUMMARY for 240-17796-1_(76-SB,SS,SW)

This report assesses the analytical data quality associated with the analyses listed on the preceding cover page. This assessment has been made through a combination of automated data review (ADR) and supplemental manual review, the details of which are described below. The approach taken in the review of this data set is consistent with the requirements contained in the Ravenna Army Ammunition Plant, Quality Assurance Project Plan, Oct. 3, 2012 to the extent possible. Where definitive guidance is not provided, data has been evaluated in a conservative manner using professional judgment. In cases where two qualifiers are listed as an action, such as 'J/UJ', the first qualifier applies to positive results, and the second to non-detect results.

Samples were collected by Environmental Chemical Corporation, Otis Ang Base, MA; analyses were performed by TestAmerica, Inc., North Canton, OH and were reported under sample delivery group (SDG) 240-17796-1_(76-SB,SS,SW). Results have been evaluated electronically using electronic data deliverables (EDDs) provided by the laboratory. The laboratory data summary forms (hard copy) have been reviewed during this effort and compared to the automated review output. Findings based on the automated data submission and manual data verification processes are detailed in the ADR narrative.

The following quality control elements were supported by the electronic deliverable and were evaluated during this review effort:

- Blank
- Blank - Negative
- Field Duplicate RPD
- LCS Recovery
- MS Recovery
- MS RPD
- Prep Hold Time
- Surrogate
- Test Hold Time

The following quality control elements were either not applicable to the deliverable, or were not supported by the electronic deliverable, and were therefore not included in the automated data review. Those elements required for the project were reviewed manually, as narrated in the Comment section below.

- Ambient Blank
- Calibration Blank
- Calibration Blank - Negative
- Continuing Calibration Verification
- Equipment Blank

AUTOMATED DATA REVIEW SUMMARY for 240-17796-1_(76-SB,SS,SW)

Field Blank

Initial Calibration Verification

Lab Replicate RPD

LCS RPD

Material Blank

Trip Blank

AUTOMATED DATA REVIEW SUMMARY for 240-17796-1_(76-SB,SS,SW)

A representative sampling or ten percent of sample and QC results were manually evaluated for compliance with project specific requirements and consistency with hard copy results. The following summaries were generated during the evaluation of this data set and are included in this report as applicable.

Batch – The analytical batch report is reviewed for completeness and compliance with project specific requirements. Incomplete or non-compliant run sequences are identified and their impact on data quality are discussed in the narrative.

QC Outlier – Results exceeding the evaluation criteria are reviewed for compliance with project requirements and a minimum of ten percent of the non-compliant QC values reported electronically are verified for consistency with hard-copy values.

Qualified Results – Qualified results are evaluated for compliance with project requirements and ten percent of qualified results are verified for consistency with the QC Outliers.

Rejected Results – All rejected results are evaluated for compliance with project requirements. The reason for rejection of the data is verified against hard copy data.

Field Duplicates – Field duplicate comparison results are evaluated for compliance with project requirements and ten percent of values reported are verified for consistency with the hard-copy data.

Data Submission Warnings – Warnings encountered during the data submission process are evaluated and their affect on data quality is discussed in the narrative below.

Analytical deficiencies, project non-compliance issues and inconsistencies with hard copy results observed during ADR evaluation process and their impact on data quality are summarized in the narrative below.

A total of 58 results (1.74%) out of the 3332 results (sample and field QC samples) reported are qualified based on review and 0 results (0.00%) have been rejected. Trace values are not counted as qualified results in the above count. The qualified results are detailed in the following tables and discussed in the narrative below, where appropriate.

Narrative Comments

Analytical Method	Comment
E353.2	
M8015V	

AUTOMATED DATA REVIEW SUMMARY for 240-17796-1_(76-SB,SS,SW)

SW6020	
SW7196A	
SW7470A	
SW7471A	
SW8081	
SW8082	
SW8151	
SW8260B	
SW8270C	
SW8330B	

Reviewed by ,

AUTOMATED DATA REVIEW SUMMARY for 240-17796-1_(76-SB,SS,SW)

Reason and Comment Code Definitions

Reasons	
Code	**Definition**
A	Serial dilution
A1	Ambient Blank
B	The analyte was found in an associated blank as well as in the sample.
B2	CCB
B3	CCB - Neg
c	LCS - low
C	LCS Recovery
d	Field Duplicate RPD
D	MS RPD
D1	Lab Replicate RPD
D2	No precision available
F	Field Blank
F1	Hydrocarbon pattern does not match standard
G1	Initial Calibration RRF
G2	Initial Calibration RSD
h	Holding time exceeded by less than 2X.
H	Holding time exceeded by more than 2X.
H1	Test Hold Time
H2	Prep Hold Time
I	Surrogate recovery outside project limits.
J	CRA/CRI Recovery
K	An analyte (non-common laboratory artifact) was detected in the sample at a concentration less than 5X the concentration detected in the associated method blank.
L	Lab Blank
L1	Lab Blank - Neg
m	MS - low
M	MS Recovery
N	Blank - No Action

AUTOMATED DATA REVIEW SUMMARY for 240-17796-1_(76-SB,SS,SW)

Reason and Comment Code Definitions

O	ICS
P	Sample preservation/collection requirement not met.
P1	Column RPD
P2	Improper preparation/extraction
q	Encore sample holding time exceeded by less than 2X.
Q	Encore sample holding time exceeded by more than 2X.
Q1	Material Blank
R	Exceeds LinearCalibration Range
S	Internal standard
T	Trip Blank
TI	Tentatively Identified Compound
TR	Trace Level Detect
U	Receipt Temperature
V	Equipment Blank
V1	ICV
V2	CCV
V3	CCV RRF
V4	Sample Receipt Condition
W	Column breakdown (pesticides)
X	Raised reporting limit
Y	Cooler temperature greater than 10 degreec C.
y	Cooler temperature greater than 4 degrees C, but less than 10 degreec C.
Y1	False Positive
Y2	Data rejected due to radiological anomolies
Z	LCS RPD
Z2	Analyte not confirmed on second column
Z3	High percent moisture in sample.

AUTOMATED DATA REVIEW SUMMARY for 240-17796-1_(76-SB,SS,SW)

Flag Code and Definitions	
Flag	Definition
U	Undetected: The analyte was analyzed for, but not detected.
UJ	The analyte was not detected; however, the result is estimated due to discrepancies in meeting certain analyte-specific quality control criteria.
J	Estimated: The analyte was positively identified, the quantitation is an estimation due to discrepancies in meeting certain analyte-specific quality control criteria.
R	The data are rejected due to deficiencies in meeting QC criteria and may not be used for decision making.
N	The analysis indicates the presence of an analyte for which there is presumptive evidence to make a "tentative identification".
NJ	The analysis indicates the presence of an analyte that has been “tentatively identified” and the associated numerical value represents its approximate concentration.

AUTOMATED DATA REVIEW SUMMARY for 240-17796-1_(76-SB,SS,SW)

Batch Report

Test Method: E353.2; Leach Method: NONE

Analytical Batch	Prep Batch	Leach Batch	Location	Matrix	Field Sample ID	Lab Sample ID	Calibration Ref	Run#/ Dil'n	Collection Date/Time	Extract Date/Time	Analysis Date/Time	Sample Type
7008	6966	NA	LABQC	WQ	LABQC	MB 320-6877/1-B		1/1	06-Dec-2012 6:41 AM	06-Dec-2012 6:41 AM	06-Dec-2012 1:56 PM	LB
	6966	NA	LABQC	WQ	LABQC	LCS 320-6877/2-B		1/1	06-Dec-2012 6:41 AM	06-Dec-2012 6:41 AM	06-Dec-2012 1:58 PM	BS
	6966	NA	76-U20-SW	WS	076SW-0013-0001-SW	240-17796-17		1/1	08-Nov-2012 2:30 PM	06-Dec-2012 6:41 AM	06-Dec-2012 2:04 PM	N
	6966	NA	76-U20-SW	WS	076SW-0013-0002-SW	240-17796-17		1/1	08-Nov-2012 2:30 PM	06-Dec-2012 6:41 AM	06-Dec-2012 2:06 PM	MS
	6966	NA	76-U20-SW	WS	076SW-0013-0002-SW	240-17796-17		1/1	08-Nov-2012 2:30 PM	06-Dec-2012 6:41 AM	06-Dec-2012 2:08 PM	SD
	6966	NA	76-U20-SW	WS	076SW-0014-0001-SW	240-17796-18		1/1	08-Nov-2012 2:30 PM	06-Dec-2012 6:41 AM	06-Dec-2012 2:10 PM	FD
	6966	NA	76-U20-SW2	WS	076SW-0015-0001-SW	240-17796-19		1/1	08-Nov-2012 3:00 PM	06-Dec-2012 6:41 AM	06-Dec-2012 2:12 PM	N
	6966	NA	76-A3-DU1-SB5	WG	076-0067-0001-ER	240-17796-20		1/1	15-Nov-2012 1:00 PM	06-Dec-2012 6:41 AM	06-Dec-2012 2:14 PM	N
	6967	NA	LABQC	SQ	LABQC	MB 320-6938/1-B		1/1	06-Dec-2012 7:13 AM	06-Dec-2012 7:13 AM	06-Dec-2012 12:50 PM	LB
	6967	NA	LABQC	SQ	LABQC	LCS 320-6938/2-B		1/1	06-Dec-2012 7:13 AM	06-Dec-2012 7:13 AM	06-Dec-2012 12:52 PM	BS
	6967	NA	76-U10-DU1-SS	SO	076SS-0022M-0001-SO	240-17796-2		1/1	15-Nov-2012 12:25 PM	06-Dec-2012 7:13 AM	06-Dec-2012 12:54 PM	N
	6967	NA	76-U10-DU1-SS	SO	076SS-0022M-0001-SO	240-17796-2		1/1	15-Nov-2012 12:25 PM	06-Dec-2012 7:13 AM	06-Dec-2012 12:56 PM	MS
	6967	NA	76-U10-DU1-SS	SO	076SS-0022M-0001-SO	240-17796-2		1/1	15-Nov-2012 12:25 PM	06-Dec-2012 7:13 AM	06-Dec-2012 12:58 PM	SD
	6967	NA	76-U20-DU1-SB	SO	076SB-0053M-0001-SO	240-17796-9		1/1	15-Nov-2012 3:55 PM	06-Dec-2012 7:13 AM	06-Dec-2012 1:08 PM	N
	6967	NA	76-U20-DU1-SS	SO	076SS-0007M-0001-SO	240-17796-10		1/1	15-Nov-2012 3:45 PM	06-Dec-2012 7:13 AM	06-Dec-2012 1:10 PM	N
	6967	NA	76-U20-DU1-SB	SO	076SB-0054M-0001-SO	240-17796-11		1/1	15-Nov-2012 3:56 PM	06-Dec-2012 7:13 AM	06-Dec-2012 1:12 PM	N
	6967	NA	76-U20-DU1-SB1	SO	076SB-0055M-0001-SO	240-17796-12		1/1	15-Nov-2012 1:45 PM	06-Dec-2012 7:13 AM	06-Dec-2012 1:14 PM	N
	6967	NA	76-U20-DU1-SB2	SO	076SB-0056M-0001-SO	240-17796-13		1/1	15-Nov-2012 2:10 PM	06-Dec-2012 7:13 AM	06-Dec-2012 1:16 PM	N

AUTOMATED DATA REVIEW SUMMARY for 240-17796-1_(76-SB,SS,SW)

Batch Report

Test Method: E353.2; Leach Method: NONE

Analytical Batch	Prep Batch	Leach Batch	Location	Matrix	Field Sample ID	Lab Sample ID	Calibration Ref	Run#/ Dil'n	Collection Date/Time	Extract Date/Time	Analysis Date/Time	Sample Type
7008	6967	NA	76-U20-DU1-SB3	SO	076SB-0057M-0001-SO	240-17796-14		1/1	15-Nov-2012 2:40 PM	06-Dec-2012 7:13 AM	06-Dec-2012 1:18 PM	N
	6967	NA	76-U20-DU1-SB4	SO	076SB-0058M-0001-SO	240-17796-15		1/1	15-Nov-2012 3:30 PM	06-Dec-2012 7:13 AM	06-Dec-2012 1:20 PM	N
	6967	NA	76-U20-DU1-SB5	SO	076SB-0059M-0001-SO	240-17796-16		1/1	15-Nov-2012 4:00 PM	06-Dec-2012 7:13 AM	06-Dec-2012 1:22 PM	N
	6967	NA	76-U10-DU1-SB	SO	076SB-0044M-0001-SO	240-17796-29		1/1	15-Nov-2012 12:25 PM	06-Dec-2012 7:13 AM	06-Dec-2012 1:24 PM	N
	6967	NA	76-U10-DU1-SB	SO	076SB-0045M-0001-SO	240-17796-30		1/1	15-Nov-2012 12:26 PM	06-Dec-2012 7:13 AM	06-Dec-2012 1:26 PM	N
	6967	NA	76-U10-DU1-SB1	SO	076SB-0046M-0001-SO	240-17796-31		1/1	15-Nov-2012 10:50 AM	06-Dec-2012 7:13 AM	06-Dec-2012 1:36 PM	N
	6967	NA	76-U10-DU1-SB1	SO	076SB-0047M-0001-SO	240-17796-32		1/1	15-Nov-2012 11:11 AM	06-Dec-2012 7:13 AM	06-Dec-2012 1:38 PM	N
	6967	NA	76-U10-DU1-SB2	SO	076SB-0048M-0001-SO	240-17796-33		1/1	15-Nov-2012 11:40 AM	06-Dec-2012 7:13 AM	06-Dec-2012 1:40 PM	FD
	6967	NA	76-U10-DU1-SB3	SO	076SB-0049M-0001-SO	240-17796-34		1/1	15-Nov-2012 12:05 PM	06-Dec-2012 7:13 AM	06-Dec-2012 1:42 PM	N
	6967	NA	76-U10-DU1-SB4	SO	076SB-0050M-0001-SO	240-17796-35		1/1	15-Nov-2012 12:30 PM	06-Dec-2012 7:13 AM	06-Dec-2012 1:44 PM	N
	6967	NA	76-U10-DU1-SB5	SO	076SB-0051M-0001-SO	240-17796-36		1/1	15-Nov-2012 12:10 PM	06-Dec-2012 7:13 AM	06-Dec-2012 1:46 PM	N

Test Method: M8015V; Leach Method: NONE

Analytical Batch	Prep Batch	Leach Batch	Location	Matrix	Field Sample ID	Lab Sample ID	Calibration Ref	Run#/ Dil'n	Collection Date/Time	Extract Date/Time	Analysis Date/Time	Sample Type
66387	66387	NA	LABQC	WQ	LABQC	MB 240-66387/45		1/1	28-Nov-2012 2:00 PM	28-Nov-2012 2:00 PM	28-Nov-2012 2:00 PM	LB
	66387	NA	LABQC	WQ	LABQC	LCS 240-66387/46		1/1	28-Nov-2012 2:38 PM	28-Nov-2012 2:38 PM	28-Nov-2012 2:38 PM	BS
	66387	NA	76-A3-DU1-SB5	WG	076-0067-0001-ER	240-17796-20		1/1	15-Nov-2012 1:00 PM	28-Nov-2012 3:56 PM	28-Nov-2012 3:56 PM	N
	66387	NA	76-A3-DU1-SB5	WG	076-0067-0001-ER	240-17796-20		1/1	15-Nov-2012 1:00 PM	28-Nov-2012 4:35 PM	28-Nov-2012 4:35 PM	MS
	66387	NA	76-A3-DU1-SB5	WG	076-0067-0001-ER	240-17796-20		1/1	15-Nov-2012 1:00 PM	28-Nov-2012 5:13 PM	28-Nov-2012 5:13 PM	SD

AUTOMATED DATA REVIEW SUMMARY for 240-17796-1_(76-SB,SS,SW)

Batch Report

Test Method: SW6020; Leach Method: NONE

Analytical Batch	Prep Batch	Leach Batch	Location	Matrix	Field Sample ID	Lab Sample ID	Calibration Ref	Run#/ Dil'n	Collection Date/Time	Extract Date/Time	Analysis Date/Time	Sample Type
68088	66568	NA	LABQC	WQ	LABQC	MB 240-66568/1-A		1/1	28-Nov-2012 9:45 AM	28-Nov-2012 9:45 AM	10-Dec-2012 10:22 AM	LB
	66568	NA	LABQC	WQ	LABQC	LCS 240-66568/2-A		1/1	28-Nov-2012 9:45 AM	28-Nov-2012 9:45 AM	10-Dec-2012 10:27 AM	BS
	66568	NA	76-A3-DU1-SB5	WG	076-0067-0001-ER	240-17796-20		1/1	15-Nov-2012 1:00 PM	28-Nov-2012 9:45 AM	10-Dec-2012 10:35 AM	N

Test Method: SW7196A; Leach Method: NONE

Analytical Batch	Prep Batch	Leach Batch	Location	Matrix	Field Sample ID	Lab Sample ID	Calibration Ref	Run#/ Dil'n	Collection Date/Time	Extract Date/Time	Analysis Date/Time	Sample Type
67491	67293	NA	LABQC	SQ	LABQC	LCSI 240-67293/11-A		1/1	04-Dec-2012 3:00 PM	04-Dec-2012 3:00 PM	05-Dec-2012 12:00 AM	BS
	67293	NA	LABQC	SQ	LABQC	LCSS 240-67293/10-A		1/1	04-Dec-2012 3:00 PM	04-Dec-2012 3:00 PM	05-Dec-2012 12:00 AM	BS
	67293	NA	LABQC	SQ	LABQC	MB 240-67293/9-A		1/1	04-Dec-2012 3:00 PM	04-Dec-2012 3:00 PM	05-Dec-2012 12:00 AM	LB
	67293	NA	76-U10-DU1-SS	SO	076SS-0022M-0001-SO	240-17796-2		1/1	15-Nov-2012 12:25 PM	04-Dec-2012 3:00 PM	05-Dec-2012 3:58 PM	N

Test Method: SW7470A; Leach Method: NONE

Analytical Batch	Prep Batch	Leach Batch	Location	Matrix	Field Sample ID	Lab Sample ID	Calibration Ref	Run#/ Dil'n	Collection Date/Time	Extract Date/Time	Analysis Date/Time	Sample Type
66485	66219	NA	LABQC	WQ	LABQC	MB 240-66219/1-A		1/1	26-Nov-2012 3:25 PM	26-Nov-2012 3:25 PM	27-Nov-2012 3:50 PM	LB
	66219	NA	LABQC	WQ	LABQC	LCS 240-66219/2-A		1/1	26-Nov-2012 3:25 PM	26-Nov-2012 3:25 PM	27-Nov-2012 3:57 PM	BS
	66219	NA	76-A3-DU1-SB5	WG	076-0067-0001-ER	240-17796-20		1/1	15-Nov-2012 1:00 PM	26-Nov-2012 3:25 PM	27-Nov-2012 4:28 PM	N

Test Method: SW7471A; Leach Method: NONE

Analytical Batch	Prep Batch	Leach Batch	Location	Matrix	Field Sample ID	Lab Sample ID	Calibration Ref	Run#/ Dil'n	Collection Date/Time	Extract Date/Time	Analysis Date/Time	Sample Type
67078	66416	NA	LABQC	SQ	LABQC	MB 240-66416/1-A		1/1	27-Nov-2012 2:25 PM	27-Nov-2012 2:25 PM	30-Nov-2012 4:17 PM	LB
	66416	NA	LABQC	SQ	LABQC	LCS 240-66416/2-A		1/1	27-Nov-2012 2:25 PM	27-Nov-2012 2:25 PM	30-Nov-2012 4:19 PM	BS

AUTOMATED DATA REVIEW SUMMARY for 240-17796-1_(76-SB,SS,SW)

Batch Report

Test Method: SW7471A; Leach Method: NONE

Analytical Batch	Prep Batch	Leach Batch	Location	Matrix	Field Sample ID	Lab Sample ID	Calibration Ref	Run#/ Dil'n	Collection Date/Time	Extract Date/Time	Analysis Date/Time	Sample Type
67078	66416	NA	76-U4-DU1-SB	SO	076SB-0023M-0001-SO	240-17796-1		1/1	15-Nov-2012 9:15 AM	27-Nov-2012 2:25 PM	30-Nov-2012 4:20 PM	SD
	66416	NA	76-U4-DU1-SB	SO	076SB-0023M-0001-SO	240-17796-1		1/1	15-Nov-2012 9:15 AM	27-Nov-2012 2:25 PM	30-Nov-2012 4:22 PM	N
	66416	NA	76-U4-DU1-SB	SO	076SB-0023M-0001-SO	240-17796-1		1/1	15-Nov-2012 9:15 AM	27-Nov-2012 2:25 PM	30-Nov-2012 4:23 PM	MS
	66416	NA	76-A3-DU1-SB1	SO	076SB-0062M-0001-SO	240-17796-24		1/1	15-Nov-2012 5:05 PM	27-Nov-2012 2:25 PM	30-Nov-2012 4:28 PM	N
	66416	NA	76-U20-DU1-SS	SO	076SS-0007M-0001-SO	240-17796-10		1/1	15-Nov-2012 3:45 PM	27-Nov-2012 2:25 PM	30-Nov-2012 4:29 PM	N
	66416	NA	76-U4-DU1-SB5	SO	076SB-0029M-0001-SO	240-17796-8		1/1	15-Nov-2012 10:25 AM	27-Nov-2012 2:25 PM	30-Nov-2012 4:30 PM	N
	66416	NA	76-U20-DU1-SB4	SO	076SB-0058M-0001-SO	240-17796-15		1/1	15-Nov-2012 3:30 PM	27-Nov-2012 2:25 PM	30-Nov-2012 4:32 PM	N
	66416	NA	76-U20-DU1-SB	SO	076SB-0054M-0001-SO	240-17796-11		1/1	15-Nov-2012 3:56 PM	27-Nov-2012 2:25 PM	30-Nov-2012 4:33 PM	N
	66416	NA	76-U20-DU1-SB1	SO	076SB-0055M-0001-SO	240-17796-12		1/1	15-Nov-2012 1:45 PM	27-Nov-2012 2:25 PM	30-Nov-2012 4:34 PM	N
	66416	NA	76-U20-DU1-SB3	SO	076SB-0057M-0001-SO	240-17796-14		1/1	15-Nov-2012 2:40 PM	27-Nov-2012 2:25 PM	30-Nov-2012 4:36 PM	N
	66416	NA	76-U4-DU1-SB1	SO	076SB-0025M-0001-SO	240-17796-4		1/1	15-Nov-2012 9:00 AM	27-Nov-2012 2:25 PM	30-Nov-2012 4:37 PM	N
	66416	NA	76-A3-DU1-SB	SO	076SB-0061M-0001-SO	240-17796-23		1/1	15-Nov-2012 5:36 PM	27-Nov-2012 2:25 PM	30-Nov-2012 4:39 PM	N
	66416	NA	76-U20-DU1-SB2	SO	076SB-0056M-0001-SO	240-17796-13		1/1	15-Nov-2012 2:10 PM	27-Nov-2012 2:25 PM	30-Nov-2012 4:40 PM	N
	66416	NA	76-U4-DU1-SB3	SO	076SB-0027M-0001-SO	240-17796-6		1/1	15-Nov-2012 9:40 AM	27-Nov-2012 2:25 PM	30-Nov-2012 4:44 PM	N
	66416	NA	76-U20-DU1-SB5	SO	076SB-0059M-0001-SO	240-17796-16		1/1	15-Nov-2012 4:00 PM	27-Nov-2012 2:25 PM	30-Nov-2012 4:45 PM	N
	66416	NA	76-U4-DU1-SB4	SO	076SB-0028M-0001-SO	240-17796-7		1/1	15-Nov-2012 10:00 AM	27-Nov-2012 2:25 PM	30-Nov-2012 4:47 PM	N
	66416	NA	76-U4-DU1-SB2	SO	076SB-0026M-0001-SO	240-17796-5		1/1	15-Nov-2012 9:20 AM	27-Nov-2012 2:25 PM	30-Nov-2012 4:48 PM	N
	66416	NA	76-A3-DU1-SB2	SO	076SB-0063M-0001-SO	240-17796-25		1/1	15-Nov-2012 5:15 PM	27-Nov-2012 2:25 PM	30-Nov-2012 4:50 PM	N

AUTOMATED DATA REVIEW SUMMARY for 240-17796-1_(76-SB,SS,SW)

Batch Report

Test Method: SW7471A; Leach Method: NONE

Analytical Batch	Prep Batch	Leach Batch	Location	Matrix	Field Sample ID	Lab Sample ID	Calibration Ref	Run#/ Dil'n	Collection Date/Time	Extract Date/Time	Analysis Date/Time	Sample Type
67078	66416	NA	76-U10-DU1-SS	SO	076SS-0022M-0001-SO	240-17796-2		1/1	15-Nov-2012 12:25 PM	27-Nov-2012 2:25 PM	30-Nov-2012 4:51 PM	N
	66416	NA	76-A3-DU1-SB	SO	076SB-0060M-0001-SO	240-17796-22		1/1	15-Nov-2012 5:35 PM	27-Nov-2012 2:25 PM	30-Nov-2012 4:53 PM	N
	66416	NA	76-U20-DU1-SB	SO	076SB-0053M-0001-SO	240-17796-9		1/1	15-Nov-2012 3:55 PM	27-Nov-2012 2:25 PM	30-Nov-2012 4:54 PM	N
	66416	NA	76-U4-DU1-SB	SO	076SB-0024M-0001-SO	240-17796-3		1/1	15-Nov-2012 10:20 AM	27-Nov-2012 2:25 PM	30-Nov-2012 4:55 PM	N
	66624	NA	LABQC	SQ	LABQC	MB 240-66624/1-A		1/1	28-Nov-2012 2:55 PM	28-Nov-2012 2:55 PM	30-Nov-2012 4:57 PM	LB
	66624	NA	LABQC	SQ	LABQC	LCS 240-66624/2-A		1/1	28-Nov-2012 2:55 PM	28-Nov-2012 2:55 PM	30-Nov-2012 5:01 PM	BS
	66624	NA	76-A3-DU1-SB3	SO	076SB-0064M-0001-SO	240-17796-26		1/1	15-Nov-2012 5:25 PM	28-Nov-2012 2:55 PM	30-Nov-2012 5:02 PM	SD
	66624	NA	76-A3-DU1-SB3	SO	076SB-0064M-0001-SO	240-17796-26		1/1	15-Nov-2012 5:25 PM	28-Nov-2012 2:55 PM	30-Nov-2012 5:04 PM	N
	66624	NA	76-A3-DU1-SB3	SO	076SB-0064M-0001-SO	240-17796-26		1/1	15-Nov-2012 5:25 PM	28-Nov-2012 2:55 PM	30-Nov-2012 5:06 PM	MS
	66624	NA	76-A3-DU1-SB4	SO	076SB-0065M-0001-SO	240-17796-27		1/1	15-Nov-2012 5:40 PM	28-Nov-2012 2:55 PM	30-Nov-2012 5:07 PM	N
	66624	NA	76-A3-DU1-SB5	SO	076SB-0066M-0001-SO	240-17796-28		1/1	15-Nov-2012 4:50 PM	28-Nov-2012 2:55 PM	30-Nov-2012 5:09 PM	N

Test Method: SW8081; Leach Method: NONE

Analytical Batch	Prep Batch	Leach Batch	Location	Matrix	Field Sample ID	Lab Sample ID	Calibration Ref	Run#/ Dil'n	Collection Date/Time	Extract Date/Time	Analysis Date/Time	Sample Type
66500	65900	NA	76-A3-DU1-SB5	WG	076-0067-0001-ER	240-17796-20		1/1	15-Nov-2012 1:00 PM	21-Nov-2012 9:52 AM	28-Nov-2012 7:19 PM	N
	65900	NA	LABQC	WQ	LABQC	MB 240-65900/9-A		1/1	21-Nov-2012 9:52 AM	21-Nov-2012 9:52 AM	28-Nov-2012 7:47 PM	LB
	65900	NA	LABQC	WQ	LABQC	LCS 240-65900/10-A		1/1	21-Nov-2012 9:52 AM	21-Nov-2012 9:52 AM	29-Nov-2012 2:08 AM	BS

AUTOMATED DATA REVIEW SUMMARY for 240-17796-1_(76-SB,SS,SW)

Batch Report

Test Method: SW8082; Leach Method: NONE

Analytical Batch	Prep Batch	Leach Batch	Location	Matrix	Field Sample ID	Lab Sample ID	Calibration Ref	Run#/ Dil'n	Collection Date/Time	Extract Date/Time	Analysis Date/Time	Sample Type
66171	65899	NA	76-U20-SW	WS	076SW-0014-0001-SW	240-17796-18		1/1	08-Nov-2012 2:30 PM	21-Nov-2012 9:48 AM	24-Nov-2012 10:32 PM	FD
	65899	NA	76-U20-SW2	WS	076SW-0015-0001-SW	240-17796-19		1/1	08-Nov-2012 3:00 PM	21-Nov-2012 9:48 AM	24-Nov-2012 10:47 PM	N
	65899	NA	76-A3-DU1-SB5	WG	076-0067-0001-ER	240-17796-20		1/1	15-Nov-2012 1:00 PM	21-Nov-2012 9:48 AM	24-Nov-2012 11:02 PM	N
	65899	NA	LABQC	WQ	LABQC	MB 240-65899/8-A		1/1	21-Nov-2012 9:48 AM	21-Nov-2012 9:48 AM	24-Nov-2012 11:31 PM	LB
	65899	NA	LABQC	WQ	LABQC	LCS 240-65899/9-A		1/1	21-Nov-2012 9:48 AM	21-Nov-2012 9:48 AM	24-Nov-2012 11:46 PM	BS
66802	66426	NA	76-U20-SW	WS	076SW-0013-0001-SW	240-17796-17		1/1	08-Nov-2012 2:30 PM	27-Nov-2012 10:47 AM	30-Nov-2012 5:20 PM	N
	66426	NA	76-U20-SW	WS	076SW-0013-0002-SW	240-17796-17		1/1	08-Nov-2012 2:30 PM	27-Nov-2012 10:47 AM	30-Nov-2012 5:20 PM	MS
	66426	NA	76-U20-SW	WS	076SW-0013-0001-SW	240-17796-17		1/1	08-Nov-2012 2:30 PM	27-Nov-2012 10:47 AM	30-Nov-2012 5:35 PM	N
	66426	NA	76-U20-SW	WS	076SW-0013-0002-SW	240-17796-17		1/1	08-Nov-2012 2:30 PM	27-Nov-2012 10:47 AM	30-Nov-2012 5:35 PM	MS
	66426	NA	76-U20-SW	WS	076SW-0013-0002-SW	240-17796-17		1/1	08-Nov-2012 2:30 PM	27-Nov-2012 10:47 AM	30-Nov-2012 5:35 PM	SD
	66426	NA	76-U20-SW	WS	076SW-0013-0001-SW	240-17796-17		1/1	08-Nov-2012 2:30 PM	27-Nov-2012 10:47 AM	30-Nov-2012 5:50 PM	N
	66426	NA	76-U20-SW	WS	076SW-0013-0002-SW	240-17796-17		1/1	08-Nov-2012 2:30 PM	27-Nov-2012 10:47 AM	30-Nov-2012 5:50 PM	SD
	66426	NA	LABQC	WQ	LABQC	MB 240-66426/4-A		1/1	27-Nov-2012 10:47 AM	27-Nov-2012 10:47 AM	30-Nov-2012 6:05 PM	LB
	66426	NA	LABQC	WQ	LABQC	LCS 240-66426/5-A		1/1	27-Nov-2012 10:47 AM	27-Nov-2012 10:47 AM	30-Nov-2012 6:20 PM	BS
67173	66777	NA	76-U20-DU1-SB	SO	076SB-0053M-0001-SO	240-17796-9		1/1	15-Nov-2012 3:55 PM	29-Nov-2012 11:28 AM	04-Dec-2012 5:27 AM	N
	66777	NA	76-U20-DU1-SS	SO	076SS-0007M-0001-SO	240-17796-10		1/1	15-Nov-2012 3:45 PM	29-Nov-2012 11:28 AM	04-Dec-2012 5:42 AM	N
	66777	NA	LABQC	SQ	LABQC	MB 240-66777/20-A		1/1	29-Nov-2012 11:28 AM	29-Nov-2012 11:28 AM	04-Dec-2012 5:57 AM	LB
	66777	NA	76-U20-DU1-SB	SO	076SB-0054M-0001-SO	240-17796-11		1/1	15-Nov-2012 3:56 PM	29-Nov-2012 11:28 AM	04-Dec-2012 6:27 AM	N

AUTOMATED DATA REVIEW SUMMARY for 240-17796-1_(76-SB,SS,SW)

Batch Report

Test Method: SW8082; Leach Method: NONE

Analytical Batch	Prep Batch	Leach Batch	Location	Matrix	Field Sample ID	Lab Sample ID	Calibration Ref	Run#/ Dil'n	Collection Date/Time	Extract Date/Time	Analysis Date/Time	Sample Type
67173	66777	NA	76-U20-DU1-SB1	SO	076SB-0055M-0001-SO	240-17796-12		1/1	15-Nov-2012 1:45 PM	29-Nov-2012 11:28 AM	04-Dec-2012 6:42 AM	N
	66777	NA	76-U20-DU1-SB2	SO	076SB-0056M-0001-SO	240-17796-13		1/1	15-Nov-2012 2:10 PM	29-Nov-2012 11:28 AM	04-Dec-2012 6:57 AM	N
	66777	NA	76-U20-DU1-SB3	SO	076SB-0057M-0001-SO	240-17796-14		1/1	15-Nov-2012 2:40 PM	29-Nov-2012 11:28 AM	04-Dec-2012 7:12 AM	N
	66777	NA	76-U20-DU1-SB4	SO	076SB-0058M-0001-SO	240-17796-15		1/1	15-Nov-2012 3:30 PM	29-Nov-2012 11:28 AM	04-Dec-2012 7:27 AM	N
	66777	NA	76-U20-DU1-SB5	SO	076SB-0059M-0001-SO	240-17796-16		1/1	15-Nov-2012 4:00 PM	29-Nov-2012 11:28 AM	04-Dec-2012 7:42 AM	N
	66777	NA	76-U20-DU1-SB5	SO	076SB-0059M-0001-SO	240-17796-16		1/1	15-Nov-2012 4:00 PM	29-Nov-2012 11:28 AM	04-Dec-2012 7:56 AM	MS
	66777	NA	76-U20-DU1-SB5	SO	076SB-0059M-0001-SO	240-17796-16		1/1	15-Nov-2012 4:00 PM	29-Nov-2012 11:28 AM	04-Dec-2012 8:11 AM	SD
	66777	NA	LABQC	SQ	LABQC	LCS 240-66777/21-A		1/1	29-Nov-2012 11:28 AM	29-Nov-2012 11:28 AM	04-Dec-2012 8:26 AM	BS

Test Method: SW8151; Leach Method: NONE

Analytical Batch	Prep Batch	Leach Batch	Location	Matrix	Field Sample ID	Lab Sample ID	Calibration Ref	Run#/ Dil'n	Collection Date/Time	Extract Date/Time	Analysis Date/Time	Sample Type
67147	65729	NA	76-A3-DU1-SB5	WG	076-0067-0001-ER	240-17796-20		1/1	15-Nov-2012 1:00 PM	20-Nov-2012 9:45 AM	04-Dec-2012 2:35 AM	N
	65729	NA	LABQC	WQ	LABQC	MB 240-65729/4-A		1/1	20-Nov-2012 9:45 AM	20-Nov-2012 9:45 AM	04-Dec-2012 2:58 AM	LB
	65729	NA	LABQC	WQ	LABQC	LCS 240-65729/5-A		1/1	20-Nov-2012 9:45 AM	20-Nov-2012 9:45 AM	04-Dec-2012 3:22 AM	BS

Test Method: SW8260B; Leach Method: NONE

Analytical Batch	Prep Batch	Leach Batch	Location	Matrix	Field Sample ID	Lab Sample ID	Calibration Ref	Run#/ Dil'n	Collection Date/Time	Extract Date/Time	Analysis Date/Time	Sample Type
66239	NA	NA	LABQC	SQ	LABQC	LCS 240-66239/7		1/1	26-Nov-2012 1:54 PM		26-Nov-2012 1:54 PM	BS
	NA	NA	LABQC	SQ	LABQC	MB 240-66239/8		1/1	26-Nov-2012 2:15 PM		26-Nov-2012 2:15 PM	LB
	66118	NA	76-U4-DU1-SB	SO	076SB-0023M-0001-SO	240-17796-1		1/1	15-Nov-2012 9:15 AM	17-Nov-2012 8:00 AM	26-Nov-2012 5:29 PM	N

AUTOMATED DATA REVIEW SUMMARY for 240-17796-1_(76-SB,SS,SW)

Batch Report

Test Method: SW8260B; Leach Method: NONE

Analytical Batch	Prep Batch	Leach Batch	Location	Matrix	Field Sample ID	Lab Sample ID	Calibration Ref	Run#/ Dil'n	Collection Date/Time	Extract Date/Time	Analysis Date/Time	Sample Type
66239	66118	NA	76-U4-DU1-SB	SO	076SB-0024M-0001-SO	240-17796-3		1/1	15-Nov-2012 10:20 AM	17-Nov-2012 8:00 AM	26-Nov-2012 5:51 PM	N
	66118	NA	76-U4-DU1-SB1	SO	076SB-0025M-0001-SO	240-17796-4		1/1	15-Nov-2012 9:00 AM	17-Nov-2012 8:00 AM	26-Nov-2012 6:12 PM	N
	66118	NA	76-U4-DU1-SB2	SO	076SB-0026M-0001-SO	240-17796-5		1/1	15-Nov-2012 9:20 AM	17-Nov-2012 8:00 AM	26-Nov-2012 6:34 PM	N
	66118	NA	76-U4-DU1-SB3	SO	076SB-0027M-0001-SO	240-17796-6		1/1	15-Nov-2012 9:40 AM	17-Nov-2012 8:00 AM	26-Nov-2012 6:55 PM	N
	66118	NA	76-U4-DU1-SB4	SO	076SB-0028M-0001-SO	240-17796-7		1/1	15-Nov-2012 10:00 AM	17-Nov-2012 8:00 AM	26-Nov-2012 7:17 PM	N
	66118	NA	76-U4-DU1-SB5	SO	076SB-0029M-0001-SO	240-17796-8		1/1	15-Nov-2012 10:25 AM	17-Nov-2012 8:00 AM	26-Nov-2012 7:38 PM	N
	66118	NA	76-A3-DU1-SB	SO	076SB-0060M-0001-SO	240-17796-22		1/1	15-Nov-2012 5:35 PM	17-Nov-2012 8:00 AM	26-Nov-2012 8:00 PM	N
	66118	NA	76-A3-DU1-SB	SO	076SB-0061M-0001-SO	240-17796-23		1/1	15-Nov-2012 5:36 PM	17-Nov-2012 8:00 AM	26-Nov-2012 8:21 PM	N
	66118	NA	76-A3-DU1-SB1	SO	076SB-0062M-0001-SO	240-17796-24		1/1	15-Nov-2012 5:05 PM	17-Nov-2012 8:00 AM	26-Nov-2012 8:43 PM	N
	66118	NA	76-A3-DU1-SB2	SO	076SB-0063M-0001-SO	240-17796-25		1/1	15-Nov-2012 5:15 PM	17-Nov-2012 8:00 AM	26-Nov-2012 9:05 PM	N
	66118	NA	76-A3-DU1-SB3	SO	076SB-0064M-0001-SO	240-17796-26		1/1	15-Nov-2012 5:25 PM	17-Nov-2012 8:00 AM	26-Nov-2012 9:26 PM	N
	66118	NA	76-A3-DU1-SB4	SO	076SB-0065M-0001-SO	240-17796-27		1/1	15-Nov-2012 5:40 PM	17-Nov-2012 8:00 AM	26-Nov-2012 9:48 PM	N
	66118	NA	76-A3-DU1-SB5	SO	076SB-0066M-0001-SO	240-17796-28		1/1	15-Nov-2012 4:50 PM	17-Nov-2012 8:00 AM	26-Nov-2012 10:09 PM	N
65929	65929	NA	LABQC	WQ	LABQC	LCS 240-65929/4		1/1	21-Nov-2012 11:14 AM	21-Nov-2012 11:14 AM	21-Nov-2012 11:14 AM	BS
	65929	NA	LABQC	WQ	LABQC	MB 240-65929/6		1/1	21-Nov-2012 11:58 AM	21-Nov-2012 11:58 AM	21-Nov-2012 11:58 AM	LB
	65929	NA	76-A3-DU1-SB5	WG	076-0067-0001-ER	240-17796-20		1/1	15-Nov-2012 1:00 PM	21-Nov-2012 1:47 PM	21-Nov-2012 1:47 PM	N
	65929	NA	76-A3-DU1-SB4	WG	076-0068-0001-TB	240-17796-21		1/1	15-Nov-2012 8:00 AM	21-Nov-2012 2:31 PM	21-Nov-2012 2:31 PM	N
	65929	NA	76-U10-DU1-SB5	WG	076SB-0052M-0001-TB	240-17796-37		1/1	15-Nov-2012 8:00 AM	21-Nov-2012 2:54 PM	21-Nov-2012 2:54 PM	N

AUTOMATED DATA REVIEW SUMMARY for 240-17796-1_(76-SB,SS,SW)

Batch Report

Test Method: SW8260B; Leach Method: NONE

Analytical Batch	Prep Batch	Leach Batch	Location	Matrix	Field Sample ID	Lab Sample ID	Calibration Ref	Run#/ Dil'n	Collection Date/Time	Extract Date/Time	Analysis Date/Time	Sample Type
65929	65929	NA	76-A3-DU1-SB5	WG	076-0067-0001-ER	240-17796-20		1/1	15-Nov-2012 1:00 PM	21-Nov-2012 4:46 PM	21-Nov-2012 4:46 PM	MS
	65929	NA	76-A3-DU1-SB5	WG	076-0067-0001-ER	240-17796-20		1/1	15-Nov-2012 1:00 PM	21-Nov-2012 5:08 PM	21-Nov-2012 5:08 PM	SD

Test Method: SW8270C; Leach Method: NONE

Analytical Batch	Prep Batch	Leach Batch	Location	Matrix	Field Sample ID	Lab Sample ID	Calibration Ref	Run#/ Dil'n	Collection Date/Time	Extract Date/Time	Analysis Date/Time	Sample Type
66717	65893	NA	LABQC	WQ	LABQC	MB 240-65893/5-A		1/1	21-Nov-2012 9:42 AM	21-Nov-2012 9:42 AM	29-Nov-2012 10:13 AM	LB
	65893	NA	LABQC	WQ	LABQC	LCS 240-65893/6-A		1/1	21-Nov-2012 9:42 AM	21-Nov-2012 9:42 AM	29-Nov-2012 10:37 AM	BS
	65893	NA	76-A3-DU1-SB5	WG	076-0067-0001-ER	240-17796-20		1/1	15-Nov-2012 1:00 PM	21-Nov-2012 9:42 AM	29-Nov-2012 11:46 AM	N
67225	66393	NA	LABQC	SQ	LABQC	MB 240-66393/23-A		1/1	27-Nov-2012 9:03 AM	27-Nov-2012 9:03 AM	04-Dec-2012 10:08 AM	LB
	66393	NA	LABQC	SQ	LABQC	LCS 240-66393/24-A		1/1	27-Nov-2012 9:03 AM	27-Nov-2012 9:03 AM	04-Dec-2012 10:32 AM	BS
	66393	NA	76-A3-DU1-SB2	SO	076SB-0063M-0001-SO	240-17796-25		1/1	15-Nov-2012 5:15 PM	27-Nov-2012 9:03 AM	04-Dec-2012 11:43 AM	N
	66393	NA	76-A3-DU1-SB2	SO	076SB-0063M-0001-SO	240-17796-25		1/1	15-Nov-2012 5:15 PM	27-Nov-2012 9:03 AM	04-Dec-2012 12:07 PM	MS
	66393	NA	76-A3-DU1-SB2	SO	076SB-0063M-0001-SO	240-17796-25		1/1	15-Nov-2012 5:15 PM	27-Nov-2012 9:03 AM	04-Dec-2012 12:30 PM	SD
	66393	NA	76-U20-DU1-SS	SO	076SS-0007M-0001-SO	240-17796-10		1/5	15-Nov-2012 3:45 PM	27-Nov-2012 9:03 AM	04-Dec-2012 12:54 PM	N
	66393	NA	76-U20-DU1-SB	SO	076SB-0054M-0001-SO	240-17796-11		1/5	15-Nov-2012 3:56 PM	27-Nov-2012 9:03 AM	04-Dec-2012 1:18 PM	N
	66393	NA	76-U20-DU1-SB1	SO	076SB-0055M-0001-SO	240-17796-12		1/5	15-Nov-2012 1:45 PM	27-Nov-2012 9:03 AM	04-Dec-2012 1:42 PM	N
	66393	NA	76-A3-DU1-SB	SO	076SB-0060M-0001-SO	240-17796-22		1/5	15-Nov-2012 5:35 PM	27-Nov-2012 9:03 AM	04-Dec-2012 2:05 PM	N
	66393	NA	76-U10-DU1-SS	SO	076SS-0022M-0001-SO	240-17796-2		1/1	15-Nov-2012 12:25 PM	27-Nov-2012 9:03 AM	04-Dec-2012 2:29 PM	N
	66393	NA	76-U4-DU1-SB5	SO	076SB-0029M-0001-SO	240-17796-8		1/1	15-Nov-2012 10:25 AM	27-Nov-2012 9:03 AM	04-Dec-2012 2:53 PM	N

AUTOMATED DATA REVIEW SUMMARY for 240-17796-1_(76-SB,SS,SW)

Batch Report

Test Method: SW8270C; Leach Method: NONE

Analytical Batch	Prep Batch	Leach Batch	Location	Matrix	Field Sample ID	Lab Sample ID	Calibration Ref	Run#/ Dil'n	Collection Date/Time	Extract Date/Time	Analysis Date/Time	Sample Type
67225	66393	NA	76-U20-DU1-SB2	SO	076SB-0056M-0001-SO	240-17796-13		1/1	15-Nov-2012 2:10 PM	27-Nov-2012 9:03 AM	04-Dec-2012 3:16 PM	N
	66393	NA	76-U20-DU1-SB5	SO	076SB-0059M-0001-SO	240-17796-16		1/1	15-Nov-2012 4:00 PM	27-Nov-2012 9:03 AM	04-Dec-2012 3:40 PM	N
	66393	NA	76-U20-DU1-SB3	SO	076SB-0057M-0001-SO	240-17796-14		1/1	15-Nov-2012 2:40 PM	27-Nov-2012 9:03 AM	04-Dec-2012 4:04 PM	N
	66393	NA	76-U20-DU1-SB4	SO	076SB-0058M-0001-SO	240-17796-15		1/1	15-Nov-2012 3:30 PM	27-Nov-2012 9:03 AM	04-Dec-2012 4:28 PM	N
	66393	NA	76-U4-DU1-SB	SO	076SB-0023M-0001-SO	240-17796-1		1/1	15-Nov-2012 9:15 AM	27-Nov-2012 9:03 AM	04-Dec-2012 4:51 PM	N
	66393	NA	76-A3-DU1-SB1	SO	076SB-0062M-0001-SO	240-17796-24		1/1	15-Nov-2012 5:05 PM	27-Nov-2012 9:03 AM	04-Dec-2012 5:15 PM	N
	66393	NA	76-U4-DU1-SB2	SO	076SB-0026M-0001-SO	240-17796-5		1/1	15-Nov-2012 9:20 AM	27-Nov-2012 9:03 AM	04-Dec-2012 5:39 PM	N
	66393	NA	76-U4-DU1-SB3	SO	076SB-0027M-0001-SO	240-17796-6		1/1	15-Nov-2012 9:40 AM	27-Nov-2012 9:03 AM	04-Dec-2012 6:02 PM	N
67390	66393	NA	76-U20-DU1-SB	SO	076SB-0053M-0001-SO	240-17796-9		1/2.5	15-Nov-2012 3:55 PM	27-Nov-2012 9:03 AM	05-Dec-2012 4:54 PM	N
	66393	NA	76-U4-DU1-SB4	SO	076SB-0028M-0001-SO	240-17796-7		1/2.5	15-Nov-2012 10:00 AM	27-Nov-2012 9:03 AM	05-Dec-2012 5:17 PM	N
	66393	NA	76-A3-DU1-SB	SO	076SB-0061M-0001-SO	240-17796-23		1/2.5	15-Nov-2012 5:36 PM	27-Nov-2012 9:03 AM	05-Dec-2012 5:41 PM	N
	66393	NA	76-U4-DU1-SB	SO	076SB-0024M-0001-SO	240-17796-3		1/2.5	15-Nov-2012 10:20 AM	27-Nov-2012 9:03 AM	05-Dec-2012 6:04 PM	N
	66393	NA	76-U4-DU1-SB1	SO	076SB-0025M-0001-SO	240-17796-4		1/2.5	15-Nov-2012 9:00 AM	27-Nov-2012 9:03 AM	05-Dec-2012 6:27 PM	N
67544	66569	NA	LABQC	SQ	LABQC	MB 240-66569/21-A		1/1	28-Nov-2012 9:47 AM	28-Nov-2012 9:47 AM	06-Dec-2012 10:08 AM	LB
	66569	NA	LABQC	SQ	LABQC	LCS 240-66569/22-A		1/1	28-Nov-2012 9:47 AM	28-Nov-2012 9:47 AM	06-Dec-2012 10:31 AM	BS
	66569	NA	76-A3-DU1-SB3	SO	076SB-0064M-0001-SO	240-17796-26		1/10	15-Nov-2012 5:25 PM	28-Nov-2012 9:47 AM	06-Dec-2012 12:04 PM	N
	66569	NA	76-A3-DU1-SB5	SO	076SB-0066M-0001-SO	240-17796-28		1/10	15-Nov-2012 4:50 PM	28-Nov-2012 9:47 AM	06-Dec-2012 12:27 PM	N
	66569	NA	76-U10-DU1-SB1	SO	076SB-0047M-0001-SO	240-17796-32		1/10	15-Nov-2012 11:11 AM	28-Nov-2012 9:47 AM	06-Dec-2012 12:51 PM	N

AUTOMATED DATA REVIEW SUMMARY for 240-17796-1_(76-SB,SS,SW)

Batch Report

Test Method: SW8270C; Leach Method: NONE

Analytical Batch	Prep Batch	Leach Batch	Location	Matrix	Field Sample ID	Lab Sample ID	Calibration Ref	Run#/ Dil'n	Collection Date/Time	Extract Date/Time	Analysis Date/Time	Sample Type
67544	66569	NA	76-U10-DU1-SB3	SO	076SB-0049M-0001-SO	240-17796-34		1/10	15-Nov-2012 12:05 PM	28-Nov-2012 9:47 AM	06-Dec-2012 1:14 PM	N
	66569	NA	76-U10-DU1-SB	SO	076SB-0045M-0001-SO	240-17796-30		1/10	15-Nov-2012 12:26 PM	28-Nov-2012 9:47 AM	06-Dec-2012 1:37 PM	N
	66569	NA	76-A3-DU1-SB4	SO	076SB-0065M-0001-SO	240-17796-27		1/2.5	15-Nov-2012 5:40 PM	28-Nov-2012 9:47 AM	06-Dec-2012 2:47 PM	N
	66569	NA	76-U10-DU1-SB	SO	076SB-0044M-0001-SO	240-17796-29		1/2.5	15-Nov-2012 12:25 PM	28-Nov-2012 9:47 AM	06-Dec-2012 3:10 PM	N
	66569	NA	76-U10-DU1-SB1	SO	076SB-0046M-0001-SO	240-17796-31		1/2.5	15-Nov-2012 10:50 AM	28-Nov-2012 9:47 AM	06-Dec-2012 3:33 PM	N
	66569	NA	76-U10-DU1-SB4	SO	076SB-0050M-0001-SO	240-17796-35		1/2.5	15-Nov-2012 12:30 PM	28-Nov-2012 9:47 AM	06-Dec-2012 3:56 PM	N
67761	66569	NA	76-U10-DU1-SB5	SO	076SB-0051M-0001-SO	240-17796-36		1/1	15-Nov-2012 12:10 PM	28-Nov-2012 9:47 AM	07-Dec-2012 12:51 PM	N
67368	66734	NA	LABQC	SQ	LABQC	MB 240-66734/4-A		1/1	29-Nov-2012 9:51 AM	29-Nov-2012 9:51 AM	05-Dec-2012 10:12 AM	LB
	66734	NA	LABQC	SQ	LABQC	LCS 240-66734/5-A		1/1	29-Nov-2012 9:51 AM	29-Nov-2012 9:51 AM	05-Dec-2012 10:37 AM	BS
	66734	NA	76-U10-DU1-SB2	SO	076SB-0048M-0001-SO	240-17796-33		1/1	15-Nov-2012 11:40 AM	29-Nov-2012 10:26 AM	05-Dec-2012 1:05 PM	FD
68148	67600	NA	LABQC	SQ	LABQC	MB 240-67600/22-A		1/1	06-Dec-2012 10:45 AM	06-Dec-2012 10:45 AM	11-Dec-2012 12:44 PM	LB
	67600	NA	LABQC	SQ	LABQC	LCS 240-67600/23-A		1/1	06-Dec-2012 10:45 AM	06-Dec-2012 10:45 AM	11-Dec-2012 1:07 PM	BS
	67600	NA	76-U10-DU1-SB2	SO	076SB-0048M-0001-SO	240-17796-33		2/1	15-Nov-2012 11:40 AM	06-Dec-2012 10:45 AM	11-Dec-2012 3:27 PM	FD

Test Method: SW8330B; Leach Method: NONE

Analytical Batch	Prep Batch	Leach Batch	Location	Matrix	Field Sample ID	Lab Sample ID	Calibration Ref	Run#/ Dil'n	Collection Date/Time	Extract Date/Time	Analysis Date/Time	Sample Type
6772	6172	NA	LABQC	WQ	LABQC	MB 320-6172/1-A		1/1	20-Nov-2012 12:14 PM	20-Nov-2012 12:14 PM	04-Dec-2012 1:40 PM	LB
	6172	NA	LABQC	WQ	LABQC	LCS 320-6172/2-A		1/1	20-Nov-2012 12:14 PM	20-Nov-2012 12:14 PM	04-Dec-2012 2:20 PM	BS
	6172	NA	76-U20-SW	WS	076SW-0013-0001-SW	240-17796-17		1/1	08-Nov-2012 2:30 PM	20-Nov-2012 12:14 PM	04-Dec-2012 3:00 PM	N

AUTOMATED DATA REVIEW SUMMARY for 240-17796-1_(76-SB,SS,SW)

Batch Report

Test Method: SW8330B; Leach Method: NONE

Analytical Batch	Prep Batch	Leach Batch	Location	Matrix	Field Sample ID	Lab Sample ID	Calibration Ref	Run#/ Dil'n	Collection Date/Time	Extract Date/Time	Analysis Date/Time	Sample Type
6772	6172	NA	76-U20-SW	WS	076SW-0013-0002-SW	240-17796-17		1/1	08-Nov-2012 2:30 PM	20-Nov-2012 12:14 PM	04-Dec-2012 3:00 PM	MS
	6172	NA	76-U20-SW	WS	076SW-0013-0002-SW	240-17796-17		1/1	08-Nov-2012 2:30 PM	20-Nov-2012 12:14 PM	04-Dec-2012 3:41 PM	MS
	6172	NA	76-U20-SW	WS	076SW-0013-0002-SW	240-17796-17		1/1	08-Nov-2012 2:30 PM	20-Nov-2012 12:14 PM	04-Dec-2012 3:41 PM	SD
	6172	NA	76-U20-SW	WS	076SW-0013-0001-SW	240-17796-17		1/1	08-Nov-2012 2:30 PM	20-Nov-2012 12:14 PM	04-Dec-2012 4:21 PM	N
	6172	NA	76-U20-SW	WS	076SW-0013-0002-SW	240-17796-17		1/1	08-Nov-2012 2:30 PM	20-Nov-2012 12:14 PM	04-Dec-2012 4:21 PM	MS
	6172	NA	76-U20-SW	WS	076SW-0013-0002-SW	240-17796-17		1/1	08-Nov-2012 2:30 PM	20-Nov-2012 12:14 PM	04-Dec-2012 4:21 PM	SD
	6172	NA	76-U20-SW	WS	076SW-0014-0001-SW	240-17796-18		1/1	08-Nov-2012 2:30 PM	20-Nov-2012 12:14 PM	04-Dec-2012 5:01 PM	FD
	6172	NA	76-U20-SW2	WS	076SW-0015-0001-SW	240-17796-19		1/1	08-Nov-2012 3:00 PM	20-Nov-2012 12:14 PM	04-Dec-2012 5:41 PM	N
	6172	NA	76-A3-DU1-SB5	WG	076-0067-0001-ER	240-17796-20		1/1	15-Nov-2012 1:00 PM	20-Nov-2012 12:14 PM	04-Dec-2012 6:22 PM	N
7240	6559	NA	LABQC	SQ	LABQC	MB 320-6559/1-A		1/1	29-Nov-2012 8:10 AM	29-Nov-2012 8:10 AM	11-Dec-2012 4:47 PM	LB
	6559	NA	LABQC	SQ	LABQC	LCS 320-6559/2-A		1/1	29-Nov-2012 8:10 AM	29-Nov-2012 8:10 AM	11-Dec-2012 5:27 PM	BS
	6559	NA	76-U10-DU1-SS	SO	076SS-0022M-0001-SO	240-17796-2		2/1	15-Nov-2012 12:25 PM	29-Nov-2012 8:10 AM	11-Dec-2012 6:07 PM	N
	6559	NA	76-U10-DU1-SS	SO	076SS-0022M-0001-SO	240-17796-2		2/1	15-Nov-2012 12:25 PM	29-Nov-2012 8:10 AM	11-Dec-2012 6:48 PM	MS
	6559	NA	76-U10-DU1-SS	SO	076SS-0022M-0001-SO	240-17796-2		2/1	15-Nov-2012 12:25 PM	29-Nov-2012 8:10 AM	11-Dec-2012 7:28 PM	SD
	6559	NA	76-U20-DU1-SB	SO	076SB-0053M-0001-SO	240-17796-9		2/1	15-Nov-2012 3:55 PM	29-Nov-2012 8:10 AM	11-Dec-2012 8:08 PM	N
	6559	NA	76-U20-DU1-SS	SO	076SS-0007M-0001-SO	240-17796-10		2/1	15-Nov-2012 3:45 PM	29-Nov-2012 8:10 AM	11-Dec-2012 8:48 PM	N
	6559	NA	76-U20-DU1-SB	SO	076SB-0054M-0001-SO	240-17796-11		2/1	15-Nov-2012 3:56 PM	29-Nov-2012 8:10 AM	11-Dec-2012 9:28 PM	N
	6559	NA	76-U20-DU1-SB1	SO	076SB-0055M-0001-SO	240-17796-12		2/1	15-Nov-2012 1:45 PM	29-Nov-2012 8:10 AM	11-Dec-2012 10:09 PM	N

AUTOMATED DATA REVIEW SUMMARY for 240-17796-1_(76-SB,SS,SW)

Batch Report

Test Method: SW8330B; Leach Method: NONE

Analytical Batch	Prep Batch	Leach Batch	Location	Matrix	Field Sample ID	Lab Sample ID	Calibration Ref	Run#/ Dil'n	Collection Date/Time	Extract Date/Time	Analysis Date/Time	Sample Type
7240	6559	NA	76-U20-DU1-SB2	SO	076SB-0056M-0001-SO	240-17796-13		2/1	15-Nov-2012 2:10 PM	29-Nov-2012 8:10 AM	11-Dec-2012 10:49 PM	N
	6559	NA	76-U20-DU1-SB3	SO	076SB-0057M-0001-SO	240-17796-14		2/1	15-Nov-2012 2:40 PM	29-Nov-2012 8:10 AM	12-Dec-2012 12:09 AM	N
	6559	NA	76-U20-DU1-SB4	SO	076SB-0058M-0001-SO	240-17796-15		2/1	15-Nov-2012 3:30 PM	29-Nov-2012 8:10 AM	12-Dec-2012 12:49 AM	N
	6559	NA	76-U20-DU1-SB5	SO	076SB-0059M-0001-SO	240-17796-16		2/1	15-Nov-2012 4:00 PM	29-Nov-2012 8:10 AM	12-Dec-2012 1:29 AM	N
	6559	NA	76-U10-DU1-SB	SO	076SB-0044M-0001-SO	240-17796-29		2/1	15-Nov-2012 12:25 PM	29-Nov-2012 8:10 AM	12-Dec-2012 2:10 AM	N
	6559	NA	76-U10-DU1-SB	SO	076SB-0045M-0001-SO	240-17796-30		2/1	15-Nov-2012 12:26 PM	29-Nov-2012 8:10 AM	12-Dec-2012 2:50 AM	N
	6559	NA	76-U10-DU1-SB1	SO	076SB-0046M-0001-SO	240-17796-31		2/1	15-Nov-2012 10:50 AM	29-Nov-2012 8:10 AM	12-Dec-2012 3:30 AM	N
	6559	NA	76-U10-DU1-SB1	SO	076SB-0047M-0001-SO	240-17796-32		3/1	15-Nov-2012 11:11 AM	29-Nov-2012 8:10 AM	12-Dec-2012 4:11 AM	N
	6559	NA	76-U10-DU1-SB2	SO	076SB-0048M-0001-SO	240-17796-33		2/1	15-Nov-2012 11:40 AM	29-Nov-2012 8:10 AM	12-Dec-2012 4:51 AM	FD
	6559	NA	76-U10-DU1-SB3	SO	076SB-0049M-0001-SO	240-17796-34		2/1	15-Nov-2012 12:05 PM	29-Nov-2012 8:10 AM	12-Dec-2012 5:31 AM	N
	6559	NA	76-U10-DU1-SB4	SO	076SB-0050M-0001-SO	240-17796-35		2/1	15-Nov-2012 12:30 PM	29-Nov-2012 8:10 AM	12-Dec-2012 6:12 AM	N
	6559	NA	76-U10-DU1-SB5	SO	076SB-0051M-0001-SO	240-17796-36		2/1	15-Nov-2012 12:10 PM	29-Nov-2012 8:10 AM	12-Dec-2012 7:32 AM	N
6888	6579	NA	LABQC	SQ	LABQC	MB 320-6579/1-A		1/1	29-Nov-2012 10:14 AM	29-Nov-2012 10:14 AM	05-Dec-2012 8:16 PM	LB
	6579	NA	LABQC	SQ	LABQC	LCS 320-6579/2-A		1/1	29-Nov-2012 10:14 AM	29-Nov-2012 10:14 AM	05-Dec-2012 8:30 PM	BS
	6579	NA	76-U10-DU1-SS	SO	076SS-0022M-0001-SO	240-17796-2		1/1	15-Nov-2012 12:25 PM	29-Nov-2012 10:14 AM	05-Dec-2012 8:44 PM	N
	6579	NA	76-U10-DU1-SS	SO	076SS-0022M-0001-SO	240-17796-2		1/1	15-Nov-2012 12:25 PM	29-Nov-2012 10:14 AM	05-Dec-2012 8:58 PM	MS
	6579	NA	76-U10-DU1-SS	SO	076SS-0022M-0001-SO	240-17796-2		1/1	15-Nov-2012 12:25 PM	29-Nov-2012 10:14 AM	05-Dec-2012 9:13 PM	SD
	6579	NA	76-U20-DU1-SB	SO	076SB-0053M-0001-SO	240-17796-9		1/1	15-Nov-2012 3:55 PM	29-Nov-2012 10:14 AM	05-Dec-2012 9:27 PM	N

AUTOMATED DATA REVIEW SUMMARY for 240-17796-1_(76-SB,SS,SW)

Batch Report

Test Method: SW8330B; Leach Method: NONE

Analytical Batch	Prep Batch	Leach Batch	Location	Matrix	Field Sample ID	Lab Sample ID	Calibration Ref	Run#/ Dil'n	Collection Date/Time	Extract Date/Time	Analysis Date/Time	Sample Type
6888	6579	NA	76-U20-DU1-SS	SO	076SS-0007M-0001-SO	240-17796-10		1/1	15-Nov-2012 3:45 PM	29-Nov-2012 10:14 AM	05-Dec-2012 9:41 PM	N
	6579	NA	76-U20-DU1-SB	SO	076SB-0054M-0001-SO	240-17796-11		1/1	15-Nov-2012 3:56 PM	29-Nov-2012 10:14 AM	05-Dec-2012 9:56 PM	N
	6579	NA	76-U20-DU1-SB1	SO	076SB-0055M-0001-SO	240-17796-12		1/1	15-Nov-2012 1:45 PM	29-Nov-2012 10:14 AM	05-Dec-2012 10:10 PM	N
	6579	NA	76-U20-DU1-SB2	SO	076SB-0056M-0001-SO	240-17796-13		1/1	15-Nov-2012 2:10 PM	29-Nov-2012 10:14 AM	05-Dec-2012 10:24 PM	N
	6579	NA	76-U20-DU1-SB3	SO	076SB-0057M-0001-SO	240-17796-14		1/1	15-Nov-2012 2:40 PM	29-Nov-2012 10:14 AM	05-Dec-2012 10:53 PM	N
	6579	NA	76-U20-DU1-SB4	SO	076SB-0058M-0001-SO	240-17796-15		1/1	15-Nov-2012 3:30 PM	29-Nov-2012 10:14 AM	05-Dec-2012 11:07 PM	N
	6579	NA	76-U20-DU1-SB5	SO	076SB-0059M-0001-SO	240-17796-16		1/1	15-Nov-2012 4:00 PM	29-Nov-2012 10:14 AM	05-Dec-2012 11:22 PM	N
	6579	NA	76-U10-DU1-SB	SO	076SB-0044M-0001-SO	240-17796-29		1/1	15-Nov-2012 12:25 PM	29-Nov-2012 10:14 AM	05-Dec-2012 11:36 PM	N
	6579	NA	76-U10-DU1-SB	SO	076SB-0045M-0001-SO	240-17796-30		1/1	15-Nov-2012 12:26 PM	29-Nov-2012 10:14 AM	05-Dec-2012 11:50 PM	N
	6579	NA	76-U10-DU1-SB1	SO	076SB-0046M-0001-SO	240-17796-31		1/1	15-Nov-2012 10:50 AM	29-Nov-2012 10:14 AM	06-Dec-2012 12:04 AM	N
	6579	NA	76-U10-DU1-SB1	SO	076SB-0047M-0001-SO	240-17796-32		1/1	15-Nov-2012 11:11 AM	29-Nov-2012 10:14 AM	06-Dec-2012 12:19 AM	N
	6579	NA	76-U10-DU1-SB2	SO	076SB-0048M-0001-SO	240-17796-33		1/1	15-Nov-2012 11:40 AM	29-Nov-2012 10:14 AM	06-Dec-2012 12:33 AM	FD
	6579	NA	76-U10-DU1-SB3	SO	076SB-0049M-0001-SO	240-17796-34		1/1	15-Nov-2012 12:05 PM	29-Nov-2012 10:14 AM	06-Dec-2012 12:47 AM	N
	6579	NA	76-U10-DU1-SB4	SO	076SB-0050M-0001-SO	240-17796-35		1/1	15-Nov-2012 12:30 PM	29-Nov-2012 10:14 AM	06-Dec-2012 1:02 AM	N
	6579	NA	76-U10-DU1-SB5	SO	076SB-0051M-0001-SO	240-17796-36		1/1	15-Nov-2012 12:10 PM	29-Nov-2012 10:14 AM	06-Dec-2012 1:30 AM	N
7142	6579	NA	LABQC	SQ	LABQC	MB 320-6579/1-A		2/1	29-Nov-2012 10:14 AM	29-Nov-2012 10:14 AM	10-Dec-2012 1:25 PM	LB
6888	6878	NA	LABQC	WQ	LABQC	MB 320-6878/1-A		1/1	05-Dec-2012 7:38 AM	05-Dec-2012 7:38 AM	06-Dec-2012 1:45 AM	LB
	6878	NA	LABQC	WQ	LABQC	LCS 320-6878/2-A		1/1	05-Dec-2012 7:38 AM	05-Dec-2012 7:38 AM	06-Dec-2012 1:59 AM	BS

AUTOMATED DATA REVIEW SUMMARY for 240-17796-1_(76-SB,SS,SW)

Batch Report

Test Method: SW8330B; Leach Method: NONE

Analytical Batch	Prep Batch	Leach Batch	Location	Matrix	Field Sample ID	Lab Sample ID	Calibration Ref	Run#/ Dil'n	Collection Date/Time	Extract Date/Time	Analysis Date/Time	Sample Type
6888	6878	NA	76-U20-SW	WS	076SW-0013-0001-SW	240-17796-17		2/1	08-Nov-2012 2:30 PM	05-Dec-2012 7:38 AM	06-Dec-2012 2:13 AM	N
	6878	NA	76-U20-SW	WS	076SW-0013-0002-SW	240-17796-17		2/1	08-Nov-2012 2:30 PM	05-Dec-2012 7:38 AM	06-Dec-2012 2:28 AM	SD
	6878	NA	76-U20-SW	WS	076SW-0013-0002-SW	240-17796-17		2/1	08-Nov-2012 2:30 PM	05-Dec-2012 7:38 AM	06-Dec-2012 2:42 AM	MS
	6878	NA	76-U20-SW	WS	076SW-0014-0001-SW	240-17796-18		2/1	08-Nov-2012 2:30 PM	05-Dec-2012 7:38 AM	06-Dec-2012 2:56 AM	FD
	6878	NA	76-U20-SW2	WS	076SW-0015-0001-SW	240-17796-19		2/1	08-Nov-2012 3:00 PM	05-Dec-2012 7:38 AM	06-Dec-2012 3:10 AM	N
	6878	NA	76-A3-DU1-SB5	WG	076-0067-0001-ER	240-17796-20		2/1	15-Nov-2012 1:00 PM	05-Dec-2012 7:38 AM	06-Dec-2012 3:25 AM	N

AUTOMATED DATA REVIEW SUMMARY for 240-17796-1_(76-SB,SS,SW)

Field Batch Report

--No Records Found--

QC Outliers Report

--No Records Found--

Qualified Results

Test Leach	Matrix	FieldSample ID	LabSample ID	Type	Analyte	RL	Lab Result	Qualified Result	Bias	Units	Reason
M8015V/NONE	WG	076-0067-0001-ER	240-17796-20	N	Petroleum Hydrocarbons C6-C12	100	33.0	33.0 J		UG/L	TR
Test Leach	**Matrix**	**FieldSample ID**	**LabSample ID**	**Type**	**Analyte**	**RL**	**Lab Result**	**Qualified Result**	**Bias**	**Units**	**Reason**
SW6020/NONE	WG	076-0067-0001-ER	240-17796-20	N	Antimony	2.0	0.34	0.34 J		UG/L	TR
SW6020/NONE	WG	076-0067-0001-ER	240-17796-20	N	Chromium	2.0	0.60	0.60 J		UG/L	TR
SW6020/NONE	WG	076-0067-0001-ER	240-17796-20	N	Manganese	5.0	3.5	3.5 J		UG/L	TR
SW6020/NONE	WG	076-0067-0001-ER	240-17796-20	N	Thallium	2.0	0.75	0.75 J		UG/L	TR
SW6020/NONE	WG	076-0067-0001-ER	240-17796-20	N	Zinc	40.0	10.0	10.0 J		UG/L	TR
Test Leach	**Matrix**	**FieldSample ID**	**LabSample ID**	**Type**	**Analyte**	**RL**	**Lab Result**	**Qualified Result**	**Bias**	**Units**	**Reason**
SW7471A/NONE	SO	076SB-0023M-0001-SO	240-17796-1	N	Mercury	0.098	0.038	0.038 J		MG/KG	TR
SW7471A/NONE	SO	076SB-0024M-0001-SO	240-17796-3	N	Mercury	0.098	0.028	0.028 J		MG/KG	TR
SW7471A/NONE	SO	076SB-0025M-0001-SO	240-17796-4	N	Mercury	0.091	0.029	0.029 J		MG/KG	TR
SW7471A/NONE	SO	076SB-0026M-0001-SO	240-17796-5	N	Mercury	0.094	0.027	0.027 J		MG/KG	TR
SW7471A/NONE	SO	076SB-0027M-0001-SO	240-17796-6	N	Mercury	0.097	0.042	0.042 J		MG/KG	TR
SW7471A/NONE	SO	076SB-0028M-0001-SO	240-17796-7	N	Mercury	0.10	0.026	0.026 J		MG/KG	TR
SW7471A/NONE	SO	076SB-0029M-0001-SO	240-17796-8	N	Mercury	0.094	0.036	0.036 J		MG/KG	TR
SW7471A/NONE	SO	076SB-0053M-0001-SO	240-17796-9	N	Mercury	0.098	0.027	0.027 J		MG/KG	TR
SW7471A/NONE	SO	076SB-0054M-0001-SO	240-17796-11	N	Mercury	0.094	0.016	0.016 J		MG/KG	TR
SW7471A/NONE	SO	076SB-0055M-0001-SO	240-17796-12	N	Mercury	0.095	0.017	0.017 J		MG/KG	TR
SW7471A/NONE	SO	076SB-0056M-0001-SO	240-17796-13	N	Mercury	0.094	0.021	0.021 J		MG/KG	TR

AUTOMATED DATA REVIEW SUMMARY for 240-17796-1_(76-SB,SS,SW)

Qualified Results

Test Leach	Matrix	FieldSample ID	LabSample ID	Type	Analyte	RL	Lab Result	Qualified Result	Bias	Units	Reason
SW7471A/NONE	SO	076SB-0057M-0001-SO	240-17796-14	N	Mercury	0.092	0.021	0.021 J		MG/KG	TR
SW7471A/NONE	SO	076SB-0058M-0001-SO	240-17796-15	N	Mercury	0.097	0.014	0.014 J		MG/KG	TR
SW7471A/NONE	SO	076SB-0059M-0001-SO	240-17796-16	N	Mercury	0.097	0.018	0.018 J		MG/KG	TR
SW7471A/NONE	SO	076SB-0060M-0001-SO	240-17796-22	N	Mercury	0.097	0.026	0.026 J		MG/KG	TR
SW7471A/NONE	SO	076SB-0061M-0001-SO	240-17796-23	N	Mercury	0.10	0.017	0.017 J		MG/KG	TR
SW7471A/NONE	SO	076SB-0062M-0001-SO	240-17796-24	N	Mercury	0.097	0.028	0.028 J		MG/KG	TR
SW7471A/NONE	SO	076SB-0063M-0001-SO	240-17796-25	N	Mercury	0.10	0.024	0.024 J		MG/KG	TR
SW7471A/NONE	SO	076SB-0064M-0001-SO	240-17796-26	N	Mercury	0.12	0.028	0.028 J		MG/KG	TR
SW7471A/NONE	SO	076SB-0065M-0001-SO	240-17796-27	N	Mercury	0.098	0.027	0.027 J		MG/KG	TR
SW7471A/NONE	SO	076SB-0066M-0001-SO	240-17796-28	N	Mercury	0.097	0.043	0.043 J		MG/KG	TR
SW7471A/NONE	SO	076SS-0007M-0001-SO	240-17796-10	N	Mercury	0.095	0.045	0.045 J		MG/KG	TR
SW7471A/NONE	SO	076SS-0022M-0001-SO	240-17796-2	N	Mercury	0.092	0.033	0.033 J		MG/KG	TR
Test Leach	**Matrix**	**FieldSample ID**	**LabSample ID**	**Type**	**Analyte**	**RL**	**Lab Result**	**Qualified Result**	**Bias**	**Units**	**Reason**
SW8082/NONE	SO	076SS-0007M-0001-SO	240-17796-10	N	PCB-1260 (Arochlor 1260)	56.0	24.0	24.0 J		UG/KG	TR
Test Leach	**Matrix**	**FieldSample ID**	**LabSample ID**	**Type**	**Analyte**	**RL**	**Lab Result**	**Qualified Result**	**Bias**	**Units**	**Reason**
SW8151/NONE	WG	076-0067-0001-ER	240-17796-20	N	MCPA	400	400	400 UJ		UG/L	J
Test Leach	**Matrix**	**FieldSample ID**	**LabSample ID**	**Type**	**Analyte**	**RL**	**Lab Result**	**Qualified Result**	**Bias**	**Units**	**Reason**
SW8260B/NONE	WG	076-0067-0001-ER	240-17796-20	N	Acetone	10.0	10.0	10.0 UJ		UG/L	J
SW8260B/NONE	WG	076-0067-0001-ER	240-17796-20	N	Chloroform	1.0	0.61	0.61 J		UG/L	TR
SW8260B/NONE	WG	076-0067-0001-ER	240-17796-20	N	Methylene Chloride	1.0	0.36	1.0 U		UG/L	L
SW8260B/NONE	WG	076-0067-0001-ER	240-17796-20	N	Styrene	1.0	1.0	1.0 UJ		UG/L	J
SW8260B/NONE	WG	076-0068-0001-TB	240-17796-21	N	Acetone	10.0	10.0	10.0 UJ		UG/L	J
SW8260B/NONE	WG	076-0068-0001-TB	240-17796-21	N	Methylene Chloride	1.0	0.84	1.0 U		UG/L	L
SW8260B/NONE	WG	076-0068-0001-TB	240-17796-21	N	Styrene	1.0	1.0	1.0 UJ		UG/L	J
SW8260B/NONE	SO	076SB-0023M-0001-SO	240-17796-1	N	2-Butanone (MEK)	18.0	1.5	1.5 J		UG/KG	TR
SW8260B/NONE	SO	076SB-0024M-0001-SO	240-17796-3	N	2-Butanone (MEK)	24.0	2.3	2.3 J		UG/KG	TR
SW8260B/NONE	SO	076SB-0024M-0001-SO	240-17796-3	N	Acetone	24.0	13.0	24.0 U		UG/KG	L
SW8260B/NONE	SO	076SB-0025M-0001-SO	240-17796-4	N	2-Butanone (MEK)	17.0	1.4	1.4 J		UG/KG	TR

AUTOMATED DATA REVIEW SUMMARY for 240-17796-1_(76-SB,SS,SW)

Qualified Results

Test Leach	Matrix	FieldSample ID	LabSample ID	Type	Analyte	RL	Lab Result	Qualified Result	Bias	Units	Reason
SW8260B/NONE	SO	076SB-0025M-0001-SO	240-17796-4	N	Acetone	17.0	7.5	17.0 U		UG/KG	L
SW8260B/NONE	SO	076SB-0025M-0001-SO	240-17796-4	N	Carbon Disulfide	4.2	2.4	2.4 J		UG/KG	TR
SW8260B/NONE	SO	076SB-0026M-0001-SO	240-17796-5	N	Acetone	17.0	5.9	17.0 U		UG/KG	L
SW8260B/NONE	SO	076SB-0027M-0001-SO	240-17796-6	N	Methylene Chloride	5.1	0.69	0.69 J		UG/KG	TR/J
SW8260B/NONE	SO	076SB-0028M-0001-SO	240-17796-7	N	Carbon Disulfide	4.9	2.9	2.9 J		UG/KG	TR
SW8260B/NONE	SO	076SB-0029M-0001-SO	240-17796-8	N	2-Butanone (MEK)	24.0	9.6	9.6 J		UG/KG	TR
SW8260B/NONE	SO	076SB-0029M-0001-SO	240-17796-8	N	Acetone	24.0	51.0	24.0 U		UG/KG	L
SW8260B/NONE	SO	076SB-0029M-0001-SO	240-17796-8	N	Carbon Disulfide	6.0	3.5	3.5 J		UG/KG	TR
SW8260B/NONE	SO	076SB-0029M-0001-SO	240-17796-8	N	Methylene Chloride	6.0	1.3	1.3 J		UG/KG	TR/J
SW8260B/NONE	SO	076SB-0029M-0001-SO	240-17796-8	N	Toluene	6.0	0.33	0.33 J		UG/KG	TR
SW8260B/NONE	WG	076SB-0052M-0001-TB	240-17796-37	N	Acetone	10.0	10.0	10.0 UJ		UG/L	J
SW8260B/NONE	WG	076SB-0052M-0001-TB	240-17796-37	N	Methylene Chloride	1.0	0.77	1.0 U		UG/L	L
SW8260B/NONE	WG	076SB-0052M-0001-TB	240-17796-37	N	Styrene	1.0	1.0	1.0 UJ		UG/L	J
SW8260B/NONE	SO	076SB-0060M-0001-SO	240-17796-22	N	Acetone	21.0	8.7	21.0 U		UG/KG	L
SW8260B/NONE	SO	076SB-0060M-0001-SO	240-17796-22	N	Carbon Disulfide	5.2	3.1	3.1 J		UG/KG	TR
SW8260B/NONE	SO	076SB-0061M-0001-SO	240-17796-23	N	2-Butanone (MEK)	9.7	4.3	4.3 J		UG/KG	TR
SW8260B/NONE	SO	076SB-0061M-0001-SO	240-17796-23	N	Acetone	9.7	57.0	9.7 U		UG/KG	L
SW8260B/NONE	SO	076SB-0061M-0001-SO	240-17796-23	N	Carbon Disulfide	2.4	1.4	1.4 J		UG/KG	TR
SW8260B/NONE	SO	076SB-0062M-0001-SO	240-17796-24	N	2-Butanone (MEK)	18.0	1.3	1.3 J		UG/KG	TR
SW8260B/NONE	SO	076SB-0062M-0001-SO	240-17796-24	N	Acetone	18.0	9.9	18.0 U		UG/KG	L
SW8260B/NONE	SO	076SB-0063M-0001-SO	240-17796-25	N	2-Butanone (MEK)	23.0	13.0	13.0 J		UG/KG	TR
SW8260B/NONE	SO	076SB-0063M-0001-SO	240-17796-25	N	Acetone	23.0	59.0	23.0 U		UG/KG	L
SW8260B/NONE	SO	076SB-0063M-0001-SO	240-17796-25	N	Carbon Disulfide	5.9	3.5	3.5 J		UG/KG	TR
SW8260B/NONE	SO	076SB-0063M-0001-SO	240-17796-25	N	Ethylbenzene	5.9	2.4	2.4 J		UG/KG	TR
SW8260B/NONE	SO	076SB-0063M-0001-SO	240-17796-25	N	Toluene	5.9	1.0	1.0 J		UG/KG	TR
SW8260B/NONE	SO	076SB-0064M-0001-SO	240-17796-26	N	2-Butanone (MEK)	17.0	2.4	2.4 J		UG/KG	TR
SW8260B/NONE	SO	076SB-0064M-0001-SO	240-17796-26	N	Acetone	17.0	28.0	17.0 U		UG/KG	L
SW8260B/NONE	SO	076SB-0064M-0001-SO	240-17796-26	N	Carbon Disulfide	4.2	2.6	2.6 J		UG/KG	TR
SW8260B/NONE	SO	076SB-0065M-0001-SO	240-17796-27	N	2-Butanone (MEK)	21.0	1.7	1.7 J		UG/KG	TR

AUTOMATED DATA REVIEW SUMMARY for 240-17796-1_(76-SB,SS,SW)

Qualified Results

Test Leach	Matrix	FieldSample ID	LabSample ID	Type	Analyte	RL	Lab Result	Qualified Result	Bias	Units	Reason
SW8260B/NONE	SO	076SB-0065M-0001-SO	240-17796-27	N	Acetone	21.0	15.0	21.0 U		UG/KG	L
SW8260B/NONE	SO	076SB-0065M-0001-SO	240-17796-27	N	Carbon Disulfide	5.3	3.2	3.2 J		UG/KG	TR
SW8260B/NONE	SO	076SB-0066M-0001-SO	240-17796-28	N	2-Butanone (MEK)	18.0	7.3	7.3 J		UG/KG	TR
SW8260B/NONE	SO	076SB-0066M-0001-SO	240-17796-28	N	Acetone	18.0	66.0	18.0 U		UG/KG	L
SW8260B/NONE	SO	076SB-0066M-0001-SO	240-17796-28	N	Methylene Chloride	4.6	0.91	0.91 J		UG/KG	TR/J
Test Leach	**Matrix**	**FieldSample ID**	**LabSample ID**	**Type**	**Analyte**	**RL**	**Lab Result**	**Qualified Result**	**Bias**	**Units**	**Reason**
SW8270C/NONE	WG	076-0067-0001-ER	240-17796-20	N	3,3'-Dichlorobenzidine	4.9	4.9	4.9 UJ		UG/L	V1
SW8270C/NONE	WG	076-0067-0001-ER	240-17796-20	N	n-Nitrosodiphenylamine	0.97	0.97	0.97 UJ		UG/L	J
SW8270C/NONE	SO	076SB-0023M-0001-SO	240-17796-1	N	2,4-Dinitrophenol	330	330	330 UJ		UG/KG	J
SW8270C/NONE	SO	076SB-0023M-0001-SO	240-17796-1	N	Anthracene	6.7	5.0	5.0 J		UG/KG	TR
SW8270C/NONE	SO	076SB-0023M-0001-SO	240-17796-1	N	Benzo(k)fluoranthene	6.7	6.0	6.0 J		UG/KG	TR
SW8270C/NONE	SO	076SB-0023M-0001-SO	240-17796-1	N	bis(2-Ethylhexyl) Phthalate	50.0	31.0	31.0 J		UG/KG	TR
SW8270C/NONE	SO	076SB-0023M-0001-SO	240-17796-1	N	Dibenzofuran	50.0	7.1	7.1 J		UG/KG	TR
SW8270C/NONE	SO	076SB-0023M-0001-SO	240-17796-1	N	Fluorene	6.7	4.6	4.6 J		UG/KG	TR
SW8270C/NONE	SO	076SB-0023M-0001-SO	240-17796-1	N	Isophorone	50.0	14.0	14.0 J		UG/KG	TR
SW8270C/NONE	SO	076SB-0023M-0001-SO	240-17796-1	N	n-Nitrosodiphenylamine	50.0	50.0	50.0 UJ		UG/KG	J
SW8270C/NONE	SO	076SB-0024M-0001-SO	240-17796-3	N	bis(2-Ethylhexyl) Phthalate	120	58.0	58.0 J		UG/KG	TR
SW8270C/NONE	SO	076SB-0025M-0001-SO	240-17796-4	N	bis(2-Ethylhexyl) Phthalate	130	48.0	48.0 J		UG/KG	TR
SW8270C/NONE	SO	076SB-0026M-0001-SO	240-17796-5	N	2,4-Dinitrophenol	330	330	330 UJ		UG/KG	J
SW8270C/NONE	SO	076SB-0026M-0001-SO	240-17796-5	N	Acenaphthene	6.8	5.8	5.8 J		UG/KG	TR
SW8270C/NONE	SO	076SB-0026M-0001-SO	240-17796-5	N	bis(2-Ethylhexyl) Phthalate	51.0	30.0	30.0 J		UG/KG	TR
SW8270C/NONE	SO	076SB-0026M-0001-SO	240-17796-5	N	Dibenzofuran	51.0	7.2	7.2 J		UG/KG	TR
SW8270C/NONE	SO	076SB-0026M-0001-SO	240-17796-5	N	n-Nitrosodiphenylamine	51.0	51.0	51.0 UJ		UG/KG	J
SW8270C/NONE	SO	076SB-0027M-0001-SO	240-17796-6	N	2,4-Dinitrophenol	330	330	330 UJ		UG/KG	J
SW8270C/NONE	SO	076SB-0027M-0001-SO	240-17796-6	N	2-Methylnaphthalene	6.7	6.4	6.4 J		UG/KG	TR
SW8270C/NONE	SO	076SB-0027M-0001-SO	240-17796-6	N	bis(2-Ethylhexyl) Phthalate	50.0	26.0	26.0 J		UG/KG	TR
SW8270C/NONE	SO	076SB-0027M-0001-SO	240-17796-6	N	Fluoranthene	6.7	6.0	6.0 J		UG/KG	TR
SW8270C/NONE	SO	076SB-0027M-0001-SO	240-17796-6	N	Naphthalene	6.7	6.3	6.3 J		UG/KG	TR
SW8270C/NONE	SO	076SB-0027M-0001-SO	240-17796-6	N	n-Nitrosodiphenylamine	50.0	50.0	50.0 UJ		UG/KG	J

AUTOMATED DATA REVIEW SUMMARY for 240-17796-1_(76-SB,SS,SW)

Qualified Results

Test Leach	Matrix	FieldSample ID	LabSample ID	Type	Analyte	RL	Lab Result	Qualified Result	Bias	Units	Reason
SW8270C/NONE	SO	076SB-0027M-0001-SO	240-17796-6	N	Pyrene	6.7	4.1	4.1 J		UG/KG	TR
SW8270C/NONE	SO	076SB-0029M-0001-SO	240-17796-8	N	2,4-Dinitrophenol	330	330	330 UJ		UG/KG	J
SW8270C/NONE	SO	076SB-0029M-0001-SO	240-17796-8	N	bis(2-Ethylhexyl) Phthalate	50.0	38.0	38.0 J		UG/KG	TR
SW8270C/NONE	SO	076SB-0029M-0001-SO	240-17796-8	N	Carbazole	50.0	28.0	28.0 J		UG/KG	TR
SW8270C/NONE	SO	076SB-0029M-0001-SO	240-17796-8	N	Dibenzofuran	50.0	36.0	36.0 J		UG/KG	TR
SW8270C/NONE	SO	076SB-0029M-0001-SO	240-17796-8	N	n-Nitrosodiphenylamine	50.0	50.0	50.0 UJ		UG/KG	J
SW8270C/NONE	SO	076SB-0048M-0001-SO	240-17796-33	FD	bis(2-Ethylhexyl) Phthalate	50.0	24.0	24.0 J		UG/KG	TR
SW8270C/NONE	SO	076SB-0048M-0001-SO	240-17796-33	FD	Phenanthrene	6.6	3.5	3.5 J		UG/KG	TR
SW8270C/NONE	SO	076SB-0050M-0001-SO	240-17796-35	N	bis(2-Ethylhexyl) Phthalate	120	47.0	47.0 J		UG/KG	TR
SW8270C/NONE	SO	076SB-0051M-0001-SO	240-17796-36	N	Benzo(b)fluoranthene	8.4	4.2	4.2 J		UG/KG	TR
SW8270C/NONE	SO	076SB-0051M-0001-SO	240-17796-36	N	bis(2-Ethylhexyl) Phthalate	63.0	29.0	29.0 J		UG/KG	TR
SW8270C/NONE	SO	076SB-0051M-0001-SO	240-17796-36	N	n-Nitrosodiphenylamine	63.0	63.0	63.0 UJ		UG/KG	J
SW8270C/NONE	SO	076SB-0051M-0001-SO	240-17796-36	N	Pyrene	8.4	6.7	6.7 J		UG/KG	TR
SW8270C/NONE	SO	076SB-0053M-0001-SO	240-17796-9	N	bis(2-Ethylhexyl) Phthalate	130	55.0	55.0 J		UG/KG	TR
SW8270C/NONE	SO	076SB-0054M-0001-SO	240-17796-11	N	2,4-Dinitrophenol	1700	1700	1700 UJ		UG/KG	J
SW8270C/NONE	SO	076SB-0054M-0001-SO	240-17796-11	N	n-Nitrosodiphenylamine	250	250	250 UJ		UG/KG	J
SW8270C/NONE	SO	076SB-0055M-0001-SO	240-17796-12	N	2,4-Dinitrophenol	1700	1700	1700 UJ		UG/KG	J
SW8270C/NONE	SO	076SB-0055M-0001-SO	240-17796-12	N	n-Nitrosodiphenylamine	250	250	250 UJ		UG/KG	J
SW8270C/NONE	SO	076SB-0056M-0001-SO	240-17796-13	N	2,4-Dinitrophenol	330	330	330 UJ		UG/KG	J
SW8270C/NONE	SO	076SB-0056M-0001-SO	240-17796-13	N	2-Methylnaphthalene	6.8	4.7	4.7 J		UG/KG	TR
SW8270C/NONE	SO	076SB-0056M-0001-SO	240-17796-13	N	bis(2-Ethylhexyl) Phthalate	51.0	26.0	26.0 J		UG/KG	TR
SW8270C/NONE	SO	076SB-0056M-0001-SO	240-17796-13	N	Naphthalene	6.8	3.8	3.8 J		UG/KG	TR
SW8270C/NONE	SO	076SB-0056M-0001-SO	240-17796-13	N	n-Nitrosodiphenylamine	51.0	51.0	51.0 UJ		UG/KG	J
SW8270C/NONE	SO	076SB-0057M-0001-SO	240-17796-14	N	2,4-Dinitrophenol	330	330	330 UJ		UG/KG	J
SW8270C/NONE	SO	076SB-0057M-0001-SO	240-17796-14	N	2-Methylnaphthalene	6.7	6.2	6.2 J		UG/KG	TR
SW8270C/NONE	SO	076SB-0057M-0001-SO	240-17796-14	N	bis(2-Ethylhexyl) Phthalate	51.0	24.0	24.0 J		UG/KG	TR
SW8270C/NONE	SO	076SB-0057M-0001-SO	240-17796-14	N	Naphthalene	6.7	5.1	5.1 J		UG/KG	TR
SW8270C/NONE	SO	076SB-0057M-0001-SO	240-17796-14	N	n-Nitrosodiphenylamine	51.0	51.0	51.0 UJ		UG/KG	J
SW8270C/NONE	SO	076SB-0057M-0001-SO	240-17796-14	N	Pyrene	6.7	5.6	5.6 J		UG/KG	TR

AUTOMATED DATA REVIEW SUMMARY for 240-17796-1_(76-SB,SS,SW)

Qualified Results

Test Leach	Matrix	FieldSample ID	LabSample ID	Type	Analyte	RL	Lab Result	Qualified Result	Bias	Units	Reason
SW8270C/NONE	SO	076SB-0058M-0001-SO	240-17796-15	N	2,4-Dinitrophenol	330	330	330 UJ		UG/KG	J
SW8270C/NONE	SO	076SB-0058M-0001-SO	240-17796-15	N	Benzo(b)fluoranthene	6.7	4.2	4.2 J		UG/KG	TR
SW8270C/NONE	SO	076SB-0058M-0001-SO	240-17796-15	N	Benzo(g,h,i)perylene	6.7	5.1	5.1 J		UG/KG	TR
SW8270C/NONE	SO	076SB-0058M-0001-SO	240-17796-15	N	bis(2-Ethylhexyl) Phthalate	50.0	35.0	35.0 J		UG/KG	TR
SW8270C/NONE	SO	076SB-0058M-0001-SO	240-17796-15	N	n-Nitrosodiphenylamine	50.0	50.0	50.0 UJ		UG/KG	J
SW8270C/NONE	SO	076SB-0058M-0001-SO	240-17796-15	N	Pyrene	6.7	5.8	5.8 J		UG/KG	TR
SW8270C/NONE	SO	076SB-0059M-0001-SO	240-17796-16	N	2,4-Dinitrophenol	340	340	340 UJ		UG/KG	J
SW8270C/NONE	SO	076SB-0059M-0001-SO	240-17796-16	N	Benzo(b)fluoranthene	6.8	4.2	4.2 J		UG/KG	TR
SW8270C/NONE	SO	076SB-0059M-0001-SO	240-17796-16	N	bis(2-Ethylhexyl) Phthalate	51.0	27.0	27.0 J		UG/KG	TR
SW8270C/NONE	SO	076SB-0059M-0001-SO	240-17796-16	N	Fluoranthene	6.8	4.0	4.0 J		UG/KG	TR
SW8270C/NONE	SO	076SB-0059M-0001-SO	240-17796-16	N	Naphthalene	6.8	6.2	6.2 J		UG/KG	TR
SW8270C/NONE	SO	076SB-0059M-0001-SO	240-17796-16	N	n-Nitrosodiphenylamine	51.0	51.0	51.0 UJ		UG/KG	J
SW8270C/NONE	SO	076SB-0059M-0001-SO	240-17796-16	N	Phenanthrene	6.8	5.8	5.8 J		UG/KG	TR
SW8270C/NONE	SO	076SB-0059M-0001-SO	240-17796-16	N	Pyrene	6.8	4.8	4.8 J		UG/KG	TR
SW8270C/NONE	SO	076SB-0060M-0001-SO	240-17796-22	N	2,4-Dinitrophenol	1700	1700	1700 UJ		UG/KG	J
SW8270C/NONE	SO	076SB-0060M-0001-SO	240-17796-22	N	Acenaphthylene	34.0	18.0	18.0 J		UG/KG	TR
SW8270C/NONE	SO	076SB-0060M-0001-SO	240-17796-22	N	Anthracene	34.0	17.0	17.0 J		UG/KG	TR
SW8270C/NONE	SO	076SB-0060M-0001-SO	240-17796-22	N	Naphthalene	34.0	24.0	24.0 J		UG/KG	TR
SW8270C/NONE	SO	076SB-0060M-0001-SO	240-17796-22	N	n-Nitrosodiphenylamine	250	250	250 UJ		UG/KG	J
SW8270C/NONE	SO	076SB-0061M-0001-SO	240-17796-23	N	bis(2-Ethylhexyl) Phthalate	130	54.0	54.0 J		UG/KG	TR
SW8270C/NONE	SO	076SB-0062M-0001-SO	240-17796-24	N	2,4-Dinitrophenol	330	330	330 UJ		UG/KG	J
SW8270C/NONE	SO	076SB-0062M-0001-SO	240-17796-24	N	2-Methylnaphthalene	6.6	4.5	4.5 J		UG/KG	TR
SW8270C/NONE	SO	076SB-0062M-0001-SO	240-17796-24	N	Benzo(b)fluoranthene	6.6	5.4	5.4 J		UG/KG	TR
SW8270C/NONE	SO	076SB-0062M-0001-SO	240-17796-24	N	bis(2-Ethylhexyl) Phthalate	49.0	26.0	26.0 J		UG/KG	TR
SW8270C/NONE	SO	076SB-0062M-0001-SO	240-17796-24	N	Fluoranthene	6.6	6.2	6.2 J		UG/KG	TR
SW8270C/NONE	SO	076SB-0062M-0001-SO	240-17796-24	N	Naphthalene	6.6	4.6	4.6 J		UG/KG	TR
SW8270C/NONE	SO	076SB-0062M-0001-SO	240-17796-24	N	n-Nitrosodiphenylamine	49.0	49.0	49.0 UJ		UG/KG	J
SW8270C/NONE	SO	076SB-0062M-0001-SO	240-17796-24	N	Phenanthrene	6.6	5.1	5.1 J		UG/KG	TR
SW8270C/NONE	SO	076SB-0062M-0001-SO	240-17796-24	N	Pyrene	6.6	4.7	4.7 J		UG/KG	TR

AUTOMATED DATA REVIEW SUMMARY for 240-17796-1_(76-SB,SS,SW)

Qualified Results

Test Leach	Matrix	FieldSample ID	LabSample ID	Type	Analyte	RL	Lab Result	Qualified Result	Bias	Units	Reason
SW8270C/NONE	SO	076SB-0063M-0001-SO	240-17796-25	N	2,4-Dinitrophenol	330	330	330 UJ		UG/KG	J
SW8270C/NONE	SO	076SB-0063M-0001-SO	240-17796-25	N	4,6-Dinitro-2-Methylphenol	150	150	150 UJ		UG/KG	M
SW8270C/NONE	SO	076SB-0063M-0001-SO	240-17796-25	N	Benzo(b)fluoranthene	6.6	5.7	5.7 J		UG/KG	TR
SW8270C/NONE	SO	076SB-0063M-0001-SO	240-17796-25	N	bis(2-Ethylhexyl) Phthalate	50.0	25.0	25.0 J		UG/KG	TR
SW8270C/NONE	SO	076SB-0063M-0001-SO	240-17796-25	N	n-Nitrosodiphenylamine	50.0	50.0	50.0 UJ		UG/KG	J
SW8270C/NONE	SO	076SB-0063M-0001-SO	240-17796-25	N	Pyrene	6.6	5.8	5.8 J		UG/KG	TR
SW8270C/NONE	SO	076SB-0065M-0001-SO	240-17796-27	N	Benzo(k)fluoranthene	17.0	9.4	9.4 J		UG/KG	TR
SW8270C/NONE	SO	076SB-0065M-0001-SO	240-17796-27	N	bis(2-Ethylhexyl) Phthalate	130	50.0	50.0 J		UG/KG	TR
SW8270C/NONE	SO	076SB-0066M-0001-SO	240-17796-28	N	Benzo(k)fluoranthene	67.0	45.0	45.0 J		UG/KG	TR
SW8270C/NONE	SO	076SS-0007M-0001-SO	240-17796-10	N	2,4-Dinitrophenol	1700	1700	1700 UJ		UG/KG	J
SW8270C/NONE	SO	076SS-0007M-0001-SO	240-17796-10	N	2-Methylnaphthalene	34.0	27.0	27.0 J		UG/KG	TR
SW8270C/NONE	SO	076SS-0007M-0001-SO	240-17796-10	N	Benzo(g,h,i)perylene	34.0	30.0	30.0 J		UG/KG	TR
SW8270C/NONE	SO	076SS-0007M-0001-SO	240-17796-10	N	Benzo(k)fluoranthene	34.0	22.0	22.0 J		UG/KG	TR
SW8270C/NONE	SO	076SS-0007M-0001-SO	240-17796-10	N	Naphthalene	34.0	26.0	26.0 J		UG/KG	TR
SW8270C/NONE	SO	076SS-0007M-0001-SO	240-17796-10	N	n-Nitrosodiphenylamine	250	250	250 UJ		UG/KG	J
SW8270C/NONE	SO	076SS-0022M-0001-SO	240-17796-2	N	2,4-Dinitrophenol	330	330	330 UJ		UG/KG	J
SW8270C/NONE	SO	076SS-0022M-0001-SO	240-17796-2	N	Anthracene	6.6	5.0	5.0 J		UG/KG	TR
SW8270C/NONE	SO	076SS-0022M-0001-SO	240-17796-2	N	bis(2-Ethylhexyl) Phthalate	50.0	29.0	29.0 J		UG/KG	TR
SW8270C/NONE	SO	076SS-0022M-0001-SO	240-17796-2	N	Dibenzofuran	50.0	8.7	8.7 J		UG/KG	TR
SW8270C/NONE	SO	076SS-0022M-0001-SO	240-17796-2	N	n-Nitrosodiphenylamine	50.0	50.0	50.0 UJ		UG/KG	J
Test Leach	**Matrix**	**FieldSample ID**	**LabSample ID**	**Type**	**Analyte**	**RL**	**Lab Result**	**Qualified Result**	**Bias**	**Units**	**Reason**
SW8330B/NONE	SO	076SB-0047M-0001-SO	240-17796-32	N	NITROGUANIDINE	0.24	0.036	0.036 J		MG/KG	TR

AUTOMATED DATA REVIEW SUMMARY for 240-17796-1_(76-SB,SS,SW)

AUTOMATED DATA REVIEW SUMMARY for 240-17796-1_(76-SB,SS,SW)

Detected Results

Test Leach	Matrix	FieldSample ID	LabSample ID	Type	Analyte	RL	Lab Result	Qualified Result	Units	Reason
M8015V/NONE	WG	076-0067-0001-ER	240-17796-20	N	Petroleum Hydrocarbons C6-C12	100	33.0	33.0 J	UG/L	TR

Test Leach	Matrix	FieldSample ID	LabSample ID	Type	Analyte	RL	Lab Result	Qualified Result	Units	Reason
SW6020/NONE	WG	076-0067-0001-ER	240-17796-20	N	Chromium	2.0	0.60	0.60 J	UG/L	TR
SW6020/NONE	WG	076-0067-0001-ER	240-17796-20	N	Manganese	5.0	3.5	3.5 J	UG/L	TR
SW6020/NONE	WG	076-0067-0001-ER	240-17796-20	N	Nickel	5.0	20.0	20.0	UG/L	
SW6020/NONE	WG	076-0067-0001-ER	240-17796-20	N	Antimony	2.0	0.34	0.34 J	UG/L	TR
SW6020/NONE	WG	076-0067-0001-ER	240-17796-20	N	Thallium	2.0	0.75	0.75 J	UG/L	TR
SW6020/NONE	WG	076-0067-0001-ER	240-17796-20	N	Zinc	40.0	10.0	10.0 J	UG/L	TR

Test Leach	Matrix	FieldSample ID	LabSample ID	Type	Analyte	RL	Lab Result	Qualified Result	Units	Reason
SW7471A/NONE	SO	076SB-0023M-0001-SO	240-17796-1	N	Mercury	0.098	0.038	0.038 J	MG/KG	TR
SW7471A/NONE	SO	076SB-0024M-0001-SO	240-17796-3	N	Mercury	0.098	0.028	0.028 J	MG/KG	TR
SW7471A/NONE	SO	076SB-0025M-0001-SO	240-17796-4	N	Mercury	0.091	0.029	0.029 J	MG/KG	TR
SW7471A/NONE	SO	076SB-0026M-0001-SO	240-17796-5	N	Mercury	0.094	0.027	0.027 J	MG/KG	TR
SW7471A/NONE	SO	076SB-0027M-0001-SO	240-17796-6	N	Mercury	0.097	0.042	0.042 J	MG/KG	TR
SW7471A/NONE	SO	076SB-0028M-0001-SO	240-17796-7	N	Mercury	0.10	0.026	0.026 J	MG/KG	TR
SW7471A/NONE	SO	076SB-0029M-0001-SO	240-17796-8	N	Mercury	0.094	0.036	0.036 J	MG/KG	TR
SW7471A/NONE	SO	076SB-0053M-0001-SO	240-17796-9	N	Mercury	0.098	0.027	0.027 J	MG/KG	TR
SW7471A/NONE	SO	076SB-0054M-0001-SO	240-17796-11	N	Mercury	0.094	0.016	0.016 J	MG/KG	TR
SW7471A/NONE	SO	076SB-0055M-0001-SO	240-17796-12	N	Mercury	0.095	0.017	0.017 J	MG/KG	TR
SW7471A/NONE	SO	076SB-0056M-0001-SO	240-17796-13	N	Mercury	0.094	0.021	0.021 J	MG/KG	TR
SW7471A/NONE	SO	076SB-0057M-0001-SO	240-17796-14	N	Mercury	0.092	0.021	0.021 J	MG/KG	TR
SW7471A/NONE	SO	076SB-0058M-0001-SO	240-17796-15	N	Mercury	0.097	0.014	0.014 J	MG/KG	TR
SW7471A/NONE	SO	076SB-0059M-0001-SO	240-17796-16	N	Mercury	0.097	0.018	0.018 J	MG/KG	TR
SW7471A/NONE	SO	076SB-0060M-0001-SO	240-17796-22	N	Mercury	0.097	0.026	0.026 J	MG/KG	TR
SW7471A/NONE	SO	076SB-0061M-0001-SO	240-17796-23	N	Mercury	0.10	0.017	0.017 J	MG/KG	TR
SW7471A/NONE	SO	076SB-0062M-0001-SO	240-17796-24	N	Mercury	0.097	0.028	0.028 J	MG/KG	TR
SW7471A/NONE	SO	076SB-0063M-0001-SO	240-17796-25	N	Mercury	0.10	0.024	0.024 J	MG/KG	TR
SW7471A/NONE	SO	076SB-0064M-0001-SO	240-17796-26	N	Mercury	0.12	0.028	0.028 J	MG/KG	TR

AUTOMATED DATA REVIEW SUMMARY for 240-17796-1_(76-SB,SS,SW)

Detected Results

Test Leach	Matrix	FieldSample ID	LabSample ID	Type	Analyte	RL	Lab Result	Qualified Result	Units	Reason
SW7471A/NONE	SO	076SB-0065M-0001-SO	240-17796-27	N	Mercury	0.098	0.027	0.027 J	MG/KG	TR
SW7471A/NONE	SO	076SB-0066M-0001-SO	240-17796-28	N	Mercury	0.097	0.043	0.043 J	MG/KG	TR
SW7471A/NONE	SO	076SS-0007M-0001-SO	240-17796-10	N	Mercury	0.095	0.045	0.045 J	MG/KG	TR
SW7471A/NONE	SO	076SS-0022M-0001-SO	240-17796-2	N	Mercury	0.092	0.033	0.033 J	MG/KG	TR

Test Leach	Matrix	FieldSample ID	LabSample ID	Type	Analyte	RL	Lab Result	Qualified Result	Units	Reason
SW8082/NONE	SO	076SS-0007M-0001-SO	240-17796-10	N	PCB-1260 (Arochlor 1260)	56.0	24.0	24.0 J	UG/KG	TR

Test Leach	Matrix	FieldSample ID	LabSample ID	Type	Analyte	RL	Lab Result	Qualified Result	Units	Reason
SW8260B/NONE	WG	076-0067-0001-ER	240-17796-20	N	Chloroform	1.0	0.61	0.61 J	UG/L	TR
SW8260B/NONE	SO	076SB-0023M-0001-SO	240-17796-1	N	2-Butanone (MEK)	18.0	1.5	1.5 J	UG/KG	TR
SW8260B/NONE	SO	076SB-0024M-0001-SO	240-17796-3	N	2-Butanone (MEK)	24.0	2.3	2.3 J	UG/KG	TR
SW8260B/NONE	SO	076SB-0025M-0001-SO	240-17796-4	N	Carbon Disulfide	4.2	2.4	2.4 J	UG/KG	TR
SW8260B/NONE	SO	076SB-0025M-0001-SO	240-17796-4	N	2-Butanone (MEK)	17.0	1.4	1.4 J	UG/KG	TR
SW8260B/NONE	SO	076SB-0027M-0001-SO	240-17796-6	N	Methylene Chloride	5.1	0.69	0.69 J	UG/KG	TR/J
SW8260B/NONE	SO	076SB-0028M-0001-SO	240-17796-7	N	Carbon Disulfide	4.9	2.9	2.9 J	UG/KG	TR
SW8260B/NONE	SO	076SB-0029M-0001-SO	240-17796-8	N	Toluene	6.0	0.33	0.33 J	UG/KG	TR
SW8260B/NONE	SO	076SB-0029M-0001-SO	240-17796-8	N	Carbon Disulfide	6.0	3.5	3.5 J	UG/KG	TR
SW8260B/NONE	SO	076SB-0029M-0001-SO	240-17796-8	N	2-Butanone (MEK)	24.0	9.6	9.6 J	UG/KG	TR
SW8260B/NONE	SO	076SB-0029M-0001-SO	240-17796-8	N	Methylene Chloride	6.0	1.3	1.3 J	UG/KG	TR/J
SW8260B/NONE	SO	076SB-0060M-0001-SO	240-17796-22	N	Carbon Disulfide	5.2	3.1	3.1 J	UG/KG	TR
SW8260B/NONE	SO	076SB-0061M-0001-SO	240-17796-23	N	Carbon Disulfide	2.4	1.4	1.4 J	UG/KG	TR
SW8260B/NONE	SO	076SB-0061M-0001-SO	240-17796-23	N	2-Butanone (MEK)	9.7	4.3	4.3 J	UG/KG	TR
SW8260B/NONE	SO	076SB-0062M-0001-SO	240-17796-24	N	2-Butanone (MEK)	18.0	1.3	1.3 J	UG/KG	TR
SW8260B/NONE	SO	076SB-0063M-0001-SO	240-17796-25	N	Toluene	5.9	1.0	1.0 J	UG/KG	TR
SW8260B/NONE	SO	076SB-0063M-0001-SO	240-17796-25	N	Carbon Disulfide	5.9	3.5	3.5 J	UG/KG	TR
SW8260B/NONE	SO	076SB-0063M-0001-SO	240-17796-25	N	Ethylbenzene	5.9	2.4	2.4 J	UG/KG	TR
SW8260B/NONE	SO	076SB-0063M-0001-SO	240-17796-25	N	2-Butanone (MEK)	23.0	13.0	13.0 J	UG/KG	TR
SW8260B/NONE	SO	076SB-0063M-0001-SO	240-17796-25	N	Xylenes, Total	12.0	14.0	14.0	UG/KG	
SW8260B/NONE	SO	076SB-0064M-0001-SO	240-17796-26	N	Carbon Disulfide	4.2	2.6	2.6 J	UG/KG	TR

AUTOMATED DATA REVIEW SUMMARY for 240-17796-1_(76-SB,SS,SW)

Detected Results

Test Leach	Matrix	FieldSample ID	LabSample ID	Type	Analyte	RL	Lab Result	Qualified Result	Units	Reason
SW8260B/NONE	SO	076SB-0064M-0001-SO	240-17796-26	N	2-Butanone (MEK)	17.0	2.4	2.4 J	UG/KG	TR
SW8260B/NONE	SO	076SB-0065M-0001-SO	240-17796-27	N	Carbon Disulfide	5.3	3.2	3.2 J	UG/KG	TR
SW8260B/NONE	SO	076SB-0065M-0001-SO	240-17796-27	N	2-Butanone (MEK)	21.0	1.7	1.7 J	UG/KG	TR
SW8260B/NONE	SO	076SB-0066M-0001-SO	240-17796-28	N	2-Butanone (MEK)	18.0	7.3	7.3 J	UG/KG	TR
SW8260B/NONE	SO	076SB-0066M-0001-SO	240-17796-28	N	Methylene Chloride	4.6	0.91	0.91 J	UG/KG	TR/J

Test Leach	Matrix	FieldSample ID	LabSample ID	Type	Analyte	RL	Lab Result	Qualified Result	Units	Reason
SW8270C/NONE	SO	076SB-0023M-0001-SO	240-17796-1	N	Anthracene	6.7	5.0	5.0 J	UG/KG	TR
SW8270C/NONE	SO	076SB-0023M-0001-SO	240-17796-1	N	bis(2-Ethylhexyl) Phthalate	50.0	31.0	31.0 J	UG/KG	TR
SW8270C/NONE	SO	076SB-0023M-0001-SO	240-17796-1	N	Benzo(a)anthracene	6.7	16.0	16.0	UG/KG	
SW8270C/NONE	SO	076SB-0023M-0001-SO	240-17796-1	N	Benzo(a)pyrene	6.7	20.0	20.0	UG/KG	
SW8270C/NONE	SO	076SB-0023M-0001-SO	240-17796-1	N	Benzo(b)fluoranthene	6.7	18.0	18.0	UG/KG	
SW8270C/NONE	SO	076SB-0023M-0001-SO	240-17796-1	N	Benzo(g,h,i)perylene	6.7	8.9	8.9	UG/KG	
SW8270C/NONE	SO	076SB-0023M-0001-SO	240-17796-1	N	Benzo(k)fluoranthene	6.7	6.0	6.0 J	UG/KG	TR
SW8270C/NONE	SO	076SB-0023M-0001-SO	240-17796-1	N	Chrysene	6.7	15.0	15.0	UG/KG	
SW8270C/NONE	SO	076SB-0023M-0001-SO	240-17796-1	N	Dibenzofuran	50.0	7.1	7.1 J	UG/KG	TR
SW8270C/NONE	SO	076SB-0023M-0001-SO	240-17796-1	N	Fluorene	6.7	4.6	4.6 J	UG/KG	TR
SW8270C/NONE	SO	076SB-0023M-0001-SO	240-17796-1	N	Fluoranthene	6.7	38.0	38.0	UG/KG	
SW8270C/NONE	SO	076SB-0023M-0001-SO	240-17796-1	N	Indeno(1,2,3-c,d)pyrene	6.7	12.0	12.0	UG/KG	
SW8270C/NONE	SO	076SB-0023M-0001-SO	240-17796-1	N	Isophorone	50.0	14.0	14.0 J	UG/KG	TR
SW8270C/NONE	SO	076SB-0023M-0001-SO	240-17796-1	N	2-Methylnaphthalene	6.7	19.0	19.0	UG/KG	
SW8270C/NONE	SO	076SB-0023M-0001-SO	240-17796-1	N	Naphthalene	6.7	16.0	16.0	UG/KG	
SW8270C/NONE	SO	076SB-0023M-0001-SO	240-17796-1	N	Phenanthrene	6.7	33.0	33.0	UG/KG	
SW8270C/NONE	SO	076SB-0023M-0001-SO	240-17796-1	N	Pyrene	6.7	27.0	27.0	UG/KG	
SW8270C/NONE	SO	076SB-0024M-0001-SO	240-17796-3	N	bis(2-Ethylhexyl) Phthalate	120	58.0	58.0 J	UG/KG	TR
SW8270C/NONE	SO	076SB-0025M-0001-SO	240-17796-4	N	bis(2-Ethylhexyl) Phthalate	130	48.0	48.0 J	UG/KG	TR
SW8270C/NONE	SO	076SB-0026M-0001-SO	240-17796-5	N	Acenaphthene	6.8	5.8	5.8 J	UG/KG	TR
SW8270C/NONE	SO	076SB-0026M-0001-SO	240-17796-5	N	Anthracene	6.8	17.0	17.0	UG/KG	
SW8270C/NONE	SO	076SB-0026M-0001-SO	240-17796-5	N	bis(2-Ethylhexyl) Phthalate	51.0	30.0	30.0 J	UG/KG	TR

AUTOMATED DATA REVIEW SUMMARY for 240-17796-1_(76-SB,SS,SW)

Detected Results

Test Leach	Matrix	FieldSample ID	LabSample ID	Type	Analyte	RL	Lab Result	Qualified Result	Units	Reason
SW8270C/NONE	SO	076SB-0026M-0001-SO	240-17796-5	N	Benzo(a)anthracene	6.8	34.0	34.0	UG/KG	
SW8270C/NONE	SO	076SB-0026M-0001-SO	240-17796-5	N	Benzo(a)pyrene	6.8	34.0	34.0	UG/KG	
SW8270C/NONE	SO	076SB-0026M-0001-SO	240-17796-5	N	Benzo(b)fluoranthene	6.8	33.0	33.0	UG/KG	
SW8270C/NONE	SO	076SB-0026M-0001-SO	240-17796-5	N	Benzo(g,h,i)perylene	6.8	16.0	16.0	UG/KG	
SW8270C/NONE	SO	076SB-0026M-0001-SO	240-17796-5	N	Benzo(k)fluoranthene	6.8	15.0	15.0	UG/KG	
SW8270C/NONE	SO	076SB-0026M-0001-SO	240-17796-5	N	Chrysene	6.8	33.0	33.0	UG/KG	
SW8270C/NONE	SO	076SB-0026M-0001-SO	240-17796-5	N	Dibenzofuran	51.0	7.2	7.2 J	UG/KG	TR
SW8270C/NONE	SO	076SB-0026M-0001-SO	240-17796-5	N	Fluorene	6.8	9.8	9.8	UG/KG	
SW8270C/NONE	SO	076SB-0026M-0001-SO	240-17796-5	N	Fluoranthene	6.8	91.0	91.0	UG/KG	
SW8270C/NONE	SO	076SB-0026M-0001-SO	240-17796-5	N	Indeno(1,2,3-c,d)pyrene	6.8	19.0	19.0	UG/KG	
SW8270C/NONE	SO	076SB-0026M-0001-SO	240-17796-5	N	2-Methylnaphthalene	6.8	8.0	8.0	UG/KG	
SW8270C/NONE	SO	076SB-0026M-0001-SO	240-17796-5	N	Naphthalene	6.8	10.0	10.0	UG/KG	
SW8270C/NONE	SO	076SB-0026M-0001-SO	240-17796-5	N	Phenanthrene	6.8	78.0	78.0	UG/KG	
SW8270C/NONE	SO	076SB-0026M-0001-SO	240-17796-5	N	Pyrene	6.8	65.0	65.0	UG/KG	
SW8270C/NONE	SO	076SB-0027M-0001-SO	240-17796-6	N	bis(2-Ethylhexyl) Phthalate	50.0	26.0	26.0 J	UG/KG	TR
SW8270C/NONE	SO	076SB-0027M-0001-SO	240-17796-6	N	Benzo(a)pyrene	6.7	9.7	9.7	UG/KG	
SW8270C/NONE	SO	076SB-0027M-0001-SO	240-17796-6	N	Fluoranthene	6.7	6.0	6.0 J	UG/KG	TR
SW8270C/NONE	SO	076SB-0027M-0001-SO	240-17796-6	N	2-Methylnaphthalene	6.7	6.4	6.4 J	UG/KG	TR
SW8270C/NONE	SO	076SB-0027M-0001-SO	240-17796-6	N	Naphthalene	6.7	6.3	6.3 J	UG/KG	TR
SW8270C/NONE	SO	076SB-0027M-0001-SO	240-17796-6	N	Phenanthrene	6.7	8.1	8.1	UG/KG	
SW8270C/NONE	SO	076SB-0027M-0001-SO	240-17796-6	N	Pyrene	6.7	4.1	4.1 J	UG/KG	TR
SW8270C/NONE	SO	076SB-0029M-0001-SO	240-17796-8	N	Acenaphthene	6.7	22.0	22.0	UG/KG	
SW8270C/NONE	SO	076SB-0029M-0001-SO	240-17796-8	N	Anthracene	6.7	72.0	72.0	UG/KG	
SW8270C/NONE	SO	076SB-0029M-0001-SO	240-17796-8	N	bis(2-Ethylhexyl) Phthalate	50.0	38.0	38.0 J	UG/KG	TR
SW8270C/NONE	SO	076SB-0029M-0001-SO	240-17796-8	N	Benzo(a)anthracene	6.7	110	110	UG/KG	
SW8270C/NONE	SO	076SB-0029M-0001-SO	240-17796-8	N	Benzo(a)pyrene	6.7	88.0	88.0	UG/KG	
SW8270C/NONE	SO	076SB-0029M-0001-SO	240-17796-8	N	Benzo(b)fluoranthene	6.7	100	100	UG/KG	
SW8270C/NONE	SO	076SB-0029M-0001-SO	240-17796-8	N	Benzo(g,h,i)perylene	6.7	48.0	48.0	UG/KG	

AUTOMATED DATA REVIEW SUMMARY for 240-17796-1_(76-SB,SS,SW)

Detected Results

Test Leach	Matrix	FieldSample ID	LabSample ID	Type	Analyte	RL	Lab Result	Qualified Result	Units	Reason
SW8270C/NONE	SO	076SB-0029M-0001-SO	240-17796-8	N	Benzo(k)fluoranthene	6.7	37.0	37.0	UG/KG	
SW8270C/NONE	SO	076SB-0029M-0001-SO	240-17796-8	N	Carbazole	50.0	28.0	28.0 J	UG/KG	TR
SW8270C/NONE	SO	076SB-0029M-0001-SO	240-17796-8	N	Chrysene	6.7	100	100	UG/KG	
SW8270C/NONE	SO	076SB-0029M-0001-SO	240-17796-8	N	Dibenz(a,h)anthracene	6.7	24.0	24.0	UG/KG	
SW8270C/NONE	SO	076SB-0029M-0001-SO	240-17796-8	N	Dibenzofuran	50.0	36.0	36.0 J	UG/KG	TR
SW8270C/NONE	SO	076SB-0029M-0001-SO	240-17796-8	N	Fluorene	6.7	46.0	46.0	UG/KG	
SW8270C/NONE	SO	076SB-0029M-0001-SO	240-17796-8	N	Fluoranthene	6.7	290	290	UG/KG	
SW8270C/NONE	SO	076SB-0029M-0001-SO	240-17796-8	N	Indeno(1,2,3-c,d)pyrene	6.7	44.0	44.0	UG/KG	
SW8270C/NONE	SO	076SB-0029M-0001-SO	240-17796-8	N	2-Methylnaphthalene	6.7	24.0	24.0	UG/KG	
SW8270C/NONE	SO	076SB-0029M-0001-SO	240-17796-8	N	Naphthalene	6.7	38.0	38.0	UG/KG	
SW8270C/NONE	SO	076SB-0029M-0001-SO	240-17796-8	N	Phenanthrene	6.7	330	330	UG/KG	
SW8270C/NONE	SO	076SB-0029M-0001-SO	240-17796-8	N	Pyrene	6.7	200	200	UG/KG	
SW8270C/NONE	SO	076SB-0048M-0001-SO	240-17796-33	FD	bis(2-Ethylhexyl) Phthalate	50.0	24.0	24.0 J	UG/KG	TR
SW8270C/NONE	SO	076SB-0048M-0001-SO	240-17796-33	FD	Phenanthrene	6.6	3.5	3.5 J	UG/KG	TR
SW8270C/NONE	SO	076SB-0050M-0001-SO	240-17796-35	N	bis(2-Ethylhexyl) Phthalate	120	47.0	47.0 J	UG/KG	TR
SW8270C/NONE	SO	076SB-0051M-0001-SO	240-17796-36	N	bis(2-Ethylhexyl) Phthalate	63.0	29.0	29.0 J	UG/KG	TR
SW8270C/NONE	SO	076SB-0051M-0001-SO	240-17796-36	N	Benzo(b)fluoranthene	8.4	4.2	4.2 J	UG/KG	TR
SW8270C/NONE	SO	076SB-0051M-0001-SO	240-17796-36	N	Benzo(g,h,i)perylene	8.4	12.0	12.0	UG/KG	
SW8270C/NONE	SO	076SB-0051M-0001-SO	240-17796-36	N	2-Methylnaphthalene	8.4	8.6	8.6	UG/KG	
SW8270C/NONE	SO	076SB-0051M-0001-SO	240-17796-36	N	Pyrene	8.4	6.7	6.7 J	UG/KG	TR
SW8270C/NONE	SO	076SB-0053M-0001-SO	240-17796-9	N	bis(2-Ethylhexyl) Phthalate	130	55.0	55.0 J	UG/KG	TR
SW8270C/NONE	SO	076SB-0056M-0001-SO	240-17796-13	N	bis(2-Ethylhexyl) Phthalate	51.0	26.0	26.0 J	UG/KG	TR
SW8270C/NONE	SO	076SB-0056M-0001-SO	240-17796-13	N	2-Methylnaphthalene	6.8	4.7	4.7 J	UG/KG	TR
SW8270C/NONE	SO	076SB-0056M-0001-SO	240-17796-13	N	Naphthalene	6.8	3.8	3.8 J	UG/KG	TR
SW8270C/NONE	SO	076SB-0057M-0001-SO	240-17796-14	N	bis(2-Ethylhexyl) Phthalate	51.0	24.0	24.0 J	UG/KG	TR
SW8270C/NONE	SO	076SB-0057M-0001-SO	240-17796-14	N	2-Methylnaphthalene	6.7	6.2	6.2 J	UG/KG	TR
SW8270C/NONE	SO	076SB-0057M-0001-SO	240-17796-14	N	Naphthalene	6.7	5.1	5.1 J	UG/KG	TR
SW8270C/NONE	SO	076SB-0057M-0001-SO	240-17796-14	N	Pyrene	6.7	5.6	5.6 J	UG/KG	TR

AUTOMATED DATA REVIEW SUMMARY for 240-17796-1_(76-SB,SS,SW)

Detected Results

Test Leach	Matrix	FieldSample ID	LabSample ID	Type	Analyte	RL	Lab Result	Qualified Result	Units	Reason
SW8270C/NONE	SO	076SB-0058M-0001-SO	240-17796-15	N	bis(2-Ethylhexyl) Phthalate	50.0	35.0	35.0 J	UG/KG	TR
SW8270C/NONE	SO	076SB-0058M-0001-SO	240-17796-15	N	Benzo(b)fluoranthene	6.7	4.2	4.2 J	UG/KG	TR
SW8270C/NONE	SO	076SB-0058M-0001-SO	240-17796-15	N	Benzo(g,h,i)perylene	6.7	5.1	5.1 J	UG/KG	TR
SW8270C/NONE	SO	076SB-0058M-0001-SO	240-17796-15	N	2-Methylnaphthalene	6.7	9.0	9.0	UG/KG	
SW8270C/NONE	SO	076SB-0058M-0001-SO	240-17796-15	N	Naphthalene	6.7	10.0	10.0	UG/KG	
SW8270C/NONE	SO	076SB-0058M-0001-SO	240-17796-15	N	Pyrene	6.7	5.8	5.8 J	UG/KG	TR
SW8270C/NONE	SO	076SB-0059M-0001-SO	240-17796-16	N	bis(2-Ethylhexyl) Phthalate	51.0	27.0	27.0 J	UG/KG	TR
SW8270C/NONE	SO	076SB-0059M-0001-SO	240-17796-16	N	Benzo(b)fluoranthene	6.8	4.2	4.2 J	UG/KG	TR
SW8270C/NONE	SO	076SB-0059M-0001-SO	240-17796-16	N	Fluoranthene	6.8	4.0	4.0 J	UG/KG	TR
SW8270C/NONE	SO	076SB-0059M-0001-SO	240-17796-16	N	2-Methylnaphthalene	6.8	9.3	9.3	UG/KG	
SW8270C/NONE	SO	076SB-0059M-0001-SO	240-17796-16	N	Naphthalene	6.8	6.2	6.2 J	UG/KG	TR
SW8270C/NONE	SO	076SB-0059M-0001-SO	240-17796-16	N	Phenanthrene	6.8	5.8	5.8 J	UG/KG	TR
SW8270C/NONE	SO	076SB-0059M-0001-SO	240-17796-16	N	Pyrene	6.8	4.8	4.8 J	UG/KG	TR
SW8270C/NONE	SO	076SB-0060M-0001-SO	240-17796-22	N	Acenaphthylene	34.0	18.0	18.0 J	UG/KG	TR
SW8270C/NONE	SO	076SB-0060M-0001-SO	240-17796-22	N	Anthracene	34.0	17.0	17.0 J	UG/KG	TR
SW8270C/NONE	SO	076SB-0060M-0001-SO	240-17796-22	N	Benzo(a)anthracene	34.0	92.0	92.0	UG/KG	
SW8270C/NONE	SO	076SB-0060M-0001-SO	240-17796-22	N	Benzo(a)pyrene	34.0	120	120	UG/KG	
SW8270C/NONE	SO	076SB-0060M-0001-SO	240-17796-22	N	Benzo(b)fluoranthene	34.0	87.0	87.0	UG/KG	
SW8270C/NONE	SO	076SB-0060M-0001-SO	240-17796-22	N	Benzo(g,h,i)perylene	34.0	58.0	58.0	UG/KG	
SW8270C/NONE	SO	076SB-0060M-0001-SO	240-17796-22	N	Benzo(k)fluoranthene	34.0	55.0	55.0	UG/KG	
SW8270C/NONE	SO	076SB-0060M-0001-SO	240-17796-22	N	Chrysene	34.0	110	110	UG/KG	
SW8270C/NONE	SO	076SB-0060M-0001-SO	240-17796-22	N	Fluoranthene	34.0	190	190	UG/KG	
SW8270C/NONE	SO	076SB-0060M-0001-SO	240-17796-22	N	Indeno(1,2,3-c,d)pyrene	34.0	66.0	66.0	UG/KG	
SW8270C/NONE	SO	076SB-0060M-0001-SO	240-17796-22	N	Naphthalene	34.0	24.0	24.0 J	UG/KG	TR
SW8270C/NONE	SO	076SB-0060M-0001-SO	240-17796-22	N	Phenanthrene	34.0	100	100	UG/KG	
SW8270C/NONE	SO	076SB-0060M-0001-SO	240-17796-22	N	Pyrene	34.0	140	140	UG/KG	
SW8270C/NONE	SO	076SB-0061M-0001-SO	240-17796-23	N	bis(2-Ethylhexyl) Phthalate	130	54.0	54.0 J	UG/KG	TR
SW8270C/NONE	SO	076SB-0062M-0001-SO	240-17796-24	N	bis(2-Ethylhexyl) Phthalate	49.0	26.0	26.0 J	UG/KG	TR

AUTOMATED DATA REVIEW SUMMARY for 240-17796-1_(76-SB,SS,SW)

Detected Results

Test Leach	Matrix	FieldSample ID	LabSample ID	Type	Analyte	RL	Lab Result	Qualified Result	Units	Reason
SW8270C/NONE	SO	076SB-0062M-0001-SO	240-17796-24	N	Benzo(a)pyrene	6.6	9.8	9.8	UG/KG	
SW8270C/NONE	SO	076SB-0062M-0001-SO	240-17796-24	N	Benzo(b)fluoranthene	6.6	5.4	5.4 J	UG/KG	TR
SW8270C/NONE	SO	076SB-0062M-0001-SO	240-17796-24	N	Fluoranthene	6.6	6.2	6.2 J	UG/KG	TR
SW8270C/NONE	SO	076SB-0062M-0001-SO	240-17796-24	N	2-Methylnaphthalene	6.6	4.5	4.5 J	UG/KG	TR
SW8270C/NONE	SO	076SB-0062M-0001-SO	240-17796-24	N	Naphthalene	6.6	4.6	4.6 J	UG/KG	TR
SW8270C/NONE	SO	076SB-0062M-0001-SO	240-17796-24	N	Phenanthrene	6.6	5.1	5.1 J	UG/KG	TR
SW8270C/NONE	SO	076SB-0062M-0001-SO	240-17796-24	N	Pyrene	6.6	4.7	4.7 J	UG/KG	TR
SW8270C/NONE	SO	076SB-0063M-0001-SO	240-17796-25	N	bis(2-Ethylhexyl) Phthalate	50.0	25.0	25.0 J	UG/KG	TR
SW8270C/NONE	SO	076SB-0063M-0001-SO	240-17796-25	N	Benzo(b)fluoranthene	6.6	5.7	5.7 J	UG/KG	TR
SW8270C/NONE	SO	076SB-0063M-0001-SO	240-17796-25	N	Fluoranthene	6.6	7.6	7.6	UG/KG	
SW8270C/NONE	SO	076SB-0063M-0001-SO	240-17796-25	N	2-Methylnaphthalene	6.6	25.0	25.0	UG/KG	
SW8270C/NONE	SO	076SB-0063M-0001-SO	240-17796-25	N	Naphthalene	6.6	16.0	16.0	UG/KG	
SW8270C/NONE	SO	076SB-0063M-0001-SO	240-17796-25	N	Phenanthrene	6.6	7.4	7.4	UG/KG	
SW8270C/NONE	SO	076SB-0063M-0001-SO	240-17796-25	N	Pyrene	6.6	5.8	5.8 J	UG/KG	TR
SW8270C/NONE	SO	076SB-0065M-0001-SO	240-17796-27	N	bis(2-Ethylhexyl) Phthalate	130	50.0	50.0 J	UG/KG	TR
SW8270C/NONE	SO	076SB-0065M-0001-SO	240-17796-27	N	Benzo(a)anthracene	17.0	32.0	32.0	UG/KG	
SW8270C/NONE	SO	076SB-0065M-0001-SO	240-17796-27	N	Benzo(a)pyrene	17.0	39.0	39.0	UG/KG	
SW8270C/NONE	SO	076SB-0065M-0001-SO	240-17796-27	N	Benzo(b)fluoranthene	17.0	43.0	43.0	UG/KG	
SW8270C/NONE	SO	076SB-0065M-0001-SO	240-17796-27	N	Benzo(g,h,i)perylene	17.0	21.0	21.0	UG/KG	
SW8270C/NONE	SO	076SB-0065M-0001-SO	240-17796-27	N	Benzo(k)fluoranthene	17.0	9.4	9.4 J	UG/KG	TR
SW8270C/NONE	SO	076SB-0065M-0001-SO	240-17796-27	N	Chrysene	17.0	29.0	29.0	UG/KG	
SW8270C/NONE	SO	076SB-0065M-0001-SO	240-17796-27	N	Fluoranthene	17.0	59.0	59.0	UG/KG	
SW8270C/NONE	SO	076SB-0065M-0001-SO	240-17796-27	N	Indeno(1,2,3-c,d)pyrene	17.0	26.0	26.0	UG/KG	
SW8270C/NONE	SO	076SB-0065M-0001-SO	240-17796-27	N	Phenanthrene	17.0	34.0	34.0	UG/KG	
SW8270C/NONE	SO	076SB-0065M-0001-SO	240-17796-27	N	Pyrene	17.0	43.0	43.0	UG/KG	
SW8270C/NONE	SO	076SB-0066M-0001-SO	240-17796-28	N	Benzo(a)anthracene	67.0	130	130	UG/KG	
SW8270C/NONE	SO	076SB-0066M-0001-SO	240-17796-28	N	Benzo(a)pyrene	67.0	170	170	UG/KG	
SW8270C/NONE	SO	076SB-0066M-0001-SO	240-17796-28	N	Benzo(b)fluoranthene	67.0	190	190	UG/KG	

AUTOMATED DATA REVIEW SUMMARY for 240-17796-1_(76-SB,SS,SW)

Detected Results

Test Leach	Matrix	FieldSample ID	LabSample ID	Type	Analyte	RL	Lab Result	Qualified Result	Units	Reason
SW8270C/NONE	SO	076SB-0066M-0001-SO	240-17796-28	N	Benzo(g,h,i)perylene	67.0	68.0	68.0	UG/KG	
SW8270C/NONE	SO	076SB-0066M-0001-SO	240-17796-28	N	Benzo(k)fluoranthene	67.0	45.0	45.0 J	UG/KG	TR
SW8270C/NONE	SO	076SB-0066M-0001-SO	240-17796-28	N	Chrysene	67.0	140	140	UG/KG	
SW8270C/NONE	SO	076SB-0066M-0001-SO	240-17796-28	N	Fluoranthene	67.0	260	260	UG/KG	
SW8270C/NONE	SO	076SB-0066M-0001-SO	240-17796-28	N	Indeno(1,2,3-c,d)pyrene	67.0	100	100	UG/KG	
SW8270C/NONE	SO	076SB-0066M-0001-SO	240-17796-28	N	Phenanthrene	67.0	140	140	UG/KG	
SW8270C/NONE	SO	076SB-0066M-0001-SO	240-17796-28	N	Pyrene	67.0	190	190	UG/KG	
SW8270C/NONE	SO	076SS-0007M-0001-SO	240-17796-10	N	Benzo(a)anthracene	34.0	37.0	37.0	UG/KG	
SW8270C/NONE	SO	076SS-0007M-0001-SO	240-17796-10	N	Benzo(a)pyrene	34.0	74.0	74.0	UG/KG	
SW8270C/NONE	SO	076SS-0007M-0001-SO	240-17796-10	N	Benzo(b)fluoranthene	34.0	59.0	59.0	UG/KG	
SW8270C/NONE	SO	076SS-0007M-0001-SO	240-17796-10	N	Benzo(g,h,i)perylene	34.0	30.0	30.0 J	UG/KG	TR
SW8270C/NONE	SO	076SS-0007M-0001-SO	240-17796-10	N	Benzo(k)fluoranthene	34.0	22.0	22.0 J	UG/KG	TR
SW8270C/NONE	SO	076SS-0007M-0001-SO	240-17796-10	N	Chrysene	34.0	49.0	49.0	UG/KG	
SW8270C/NONE	SO	076SS-0007M-0001-SO	240-17796-10	N	Fluoranthene	34.0	63.0	63.0	UG/KG	
SW8270C/NONE	SO	076SS-0007M-0001-SO	240-17796-10	N	Indeno(1,2,3-c,d)pyrene	34.0	50.0	50.0	UG/KG	
SW8270C/NONE	SO	076SS-0007M-0001-SO	240-17796-10	N	2-Methylnaphthalene	34.0	27.0	27.0 J	UG/KG	TR
SW8270C/NONE	SO	076SS-0007M-0001-SO	240-17796-10	N	Naphthalene	34.0	26.0	26.0 J	UG/KG	TR
SW8270C/NONE	SO	076SS-0007M-0001-SO	240-17796-10	N	Phenanthrene	34.0	39.0	39.0	UG/KG	
SW8270C/NONE	SO	076SS-0007M-0001-SO	240-17796-10	N	Pyrene	34.0	48.0	48.0	UG/KG	
SW8270C/NONE	SO	076SS-0022M-0001-SO	240-17796-2	N	Anthracene	6.6	5.0	5.0 J	UG/KG	TR
SW8270C/NONE	SO	076SS-0022M-0001-SO	240-17796-2	N	bis(2-Ethylhexyl) Phthalate	50.0	29.0	29.0 J	UG/KG	TR
SW8270C/NONE	SO	076SS-0022M-0001-SO	240-17796-2	N	Benzo(a)anthracene	6.6	7.0	7.0	UG/KG	
SW8270C/NONE	SO	076SS-0022M-0001-SO	240-17796-2	N	Benzo(a)pyrene	6.6	12.0	12.0	UG/KG	
SW8270C/NONE	SO	076SS-0022M-0001-SO	240-17796-2	N	Benzo(b)fluoranthene	6.6	7.1	7.1	UG/KG	
SW8270C/NONE	SO	076SS-0022M-0001-SO	240-17796-2	N	Chrysene	6.6	7.1	7.1	UG/KG	
SW8270C/NONE	SO	076SS-0022M-0001-SO	240-17796-2	N	Dibenzofuran	50.0	8.7	8.7 J	UG/KG	TR
SW8270C/NONE	SO	076SS-0022M-0001-SO	240-17796-2	N	Fluorene	6.6	8.9	8.9	UG/KG	
SW8270C/NONE	SO	076SS-0022M-0001-SO	240-17796-2	N	Fluoranthene	6.6	24.0	24.0	UG/KG	

AUTOMATED DATA REVIEW SUMMARY for 240-17796-1_(76-SB,SS,SW)

Detected Results

Test Leach	Matrix	FieldSample ID	LabSample ID	Type	Analyte	RL	Lab Result	Qualified Result	Units	Reason
SW8270C/NONE	SO	076SS-0022M-0001-SO	240-17796-2	N	2-Methylnaphthalene	6.6	9.2	9.2	UG/KG	
SW8270C/NONE	SO	076SS-0022M-0001-SO	240-17796-2	N	Naphthalene	6.6	13.0	13.0	UG/KG	
SW8270C/NONE	SO	076SS-0022M-0001-SO	240-17796-2	N	Phenanthrene	6.6	39.0	39.0	UG/KG	
SW8270C/NONE	SO	076SS-0022M-0001-SO	240-17796-2	N	Pyrene	6.6	14.0	14.0	UG/KG	
Test Leach	**Matrix**	**FieldSample ID**	**LabSample ID**	**Type**	**Analyte**	**RL**	**Lab Result**	**Qualified Result**	**Units**	**Reason**
SW8330B/NONE	SO	076SB-0047M-0001-SO	240-17796-32	N	NITROGUANIDINE	0.24	0.036	0.036 J	MG/KG	TR

AUTOMATED DATA REVIEW SUMMARY for 240-17796-1_(76-SB,SS,SW)

Rejected Results

--No Records Found--

AUTOMATED DATA REVIEW SUMMARY for 240-17796-1_(76-SB,SS,SW)

Anomalies Count

SDG Name: 240-17796-1_(76-SB,SS,SW)

Test/Extraction Method/Leach	# of Field Samples Outside of Compliance	# of Analytes Outside of Compliance
E353.2/METHOD/NONE	17	17
SW6020/TOTAL/NONE	1	9
SW7471A/TOTAL/NONE	1	1
SW8081/SW3520C/NONE	1	5
SW8082/SW3540C/NONE	12	84
SW8260B/SW5035/NONE	13	221
SW8270C/SW3550/NONE	31	561
SW8330B/METHOD/NONE	4	15

Anomalies are cases where the reported RL exceeds that specified in the governing project document.

AUTOMATED DATA REVIEW SUMMARY for 240-17796-1_(76-SB,SS,SW)

Reporting Anomalies

SDG Name: 240-17796-1_(76-SB,SS,SW)

Test Leach	FieldSample ID	Type	Dilution	Analyte	Result	DL	RL	Project RL	Units
E353.2/NONE	076SB-0044M-0001-SO	N	1	Nitrocellulose	51 U	7.9	51	5	MG/KG
E353.2/NONE	076SB-0045M-0001-SO	N	1	Nitrocellulose	50 U	7.7	50	5	MG/KG
E353.2/NONE	076SB-0046M-0001-SO	N	1	Nitrocellulose	47 U	7.4	47	5	MG/KG
E353.2/NONE	076SB-0047M-0001-SO	N	1	Nitrocellulose	50 U	7.8	50	5	MG/KG
E353.2/NONE	076SB-0048M-0001-SO	FD	1	Nitrocellulose	51 U	8	51	5	MG/KG
E353.2/NONE	076SB-0049M-0001-SO	N	1	Nitrocellulose	51 U	7.9	51	5	MG/KG
E353.2/NONE	076SB-0050M-0001-SO	N	1	Nitrocellulose	46 U	7.2	46	5	MG/KG
E353.2/NONE	076SB-0051M-0001-SO	N	1	Nitrocellulose	61 U	9.6	61	5	MG/KG
E353.2/NONE	076SB-0053M-0001-SO	N	1	Nitrocellulose	48 U	7.5	48	5	MG/KG
E353.2/NONE	076SB-0054M-0001-SO	N	1	Nitrocellulose	46 U	7.2	46	5	MG/KG
E353.2/NONE	076SB-0055M-0001-SO	N	1	Nitrocellulose	46 U	7.2	46	5	MG/KG
E353.2/NONE	076SB-0056M-0001-SO	N	1	Nitrocellulose	50 U	7.7	50	5	MG/KG
E353.2/NONE	076SB-0057M-0001-SO	N	1	Nitrocellulose	51 U	7.9	51	5	MG/KG
E353.2/NONE	076SB-0058M-0001-SO	N	1	Nitrocellulose	47 U	7.3	47	5	MG/KG
E353.2/NONE	076SB-0059M-0001-SO	N	1	Nitrocellulose	49 U	7.6	49	5	MG/KG
E353.2/NONE	076SS-0007M-0001-SO	N	1	Nitrocellulose	44 U	6.9	44	5	MG/KG
E353.2/NONE	076SS-0022M-0001-SO	N	1	Nitrocellulose	46 U	7.2	46	5	MG/KG

Test Leach	FieldSample ID	Type	Dilution	Analyte	Result	DL	RL	Project RL	Units
SW6020/NONE	076-0067-0001-ER	N	1	Aluminum	60 U	20	60	50	UG/L
SW6020/NONE	076-0067-0001-ER	N	1	Cadmium	2 U	0.4	2	0.5	UG/L
SW6020/NONE	076-0067-0001-ER	N	1	Calcium	2000 U	540	2000	100	UG/L
SW6020/NONE	076-0067-0001-ER	N	1	Iron	150 U	44	150	100	UG/L
SW6020/NONE	076-0067-0001-ER	N	1	Magnesium	1000 U	120	1000	100	UG/L
SW6020/NONE	076-0067-0001-ER	N	1	Potassium	1000 U	16	1000	200	UG/L
SW6020/NONE	076-0067-0001-ER	N	1	Sodium	1000 U	160	1000	200	UG/L
SW6020/NONE	076-0067-0001-ER	N	1	Thallium	0.75 J	0.32	2	1	UG/L
SW6020/NONE	076-0067-0001-ER	N	1	Zinc	10 J	8.8	40	10	UG/L

Reporting Anomalies are cases where the reported RL exceeds that specified in the governing project document.

AUTOMATED DATA REVIEW SUMMARY for 240-17796-1_(76-SB,SS,SW)

Reporting Anomalies

SDG Name: 240-17796-1_(76-SB,SS,SW)

Test Leach	FieldSample ID	Type	Dilution	Analyte	Result	DL	RL	Project RL	Units
SW7471A/NONE	076SB-0064M-0001-SO	N	1	Mercury	0.0283 J	0.016	0.12	0.1	MG/KG
Test Leach	**FieldSample ID**	**Type**	**Dilution**	**Analyte**	**Result**	**DL**	**RL**	**Project RL**	**Units**
SW8081/NONE	076-0067-0001-ER	N	1	Aldrin	0.048 U	0.0079	0.048	0.03	UG/L
SW8081/NONE	076-0067-0001-ER	N	1	alpha-BHC (alpha-Hexachlorocyclohexane)	0.048 U	0.0067	0.048	0.03	UG/L
SW8081/NONE	076-0067-0001-ER	N	1	Dieldrin	0.048 U	0.0072	0.048	0.03	UG/L
SW8081/NONE	076-0067-0001-ER	N	1	Heptachlor	0.048 U	0.0077	0.048	0.03	UG/L
SW8081/NONE	076-0067-0001-ER	N	1	Heptachlor Epoxide	0.048 U	0.0068	0.048	0.03	UG/L
Test Leach	**FieldSample ID**	**Type**	**Dilution**	**Analyte**	**Result**	**DL**	**RL**	**Project RL**	**Units**
SW8082/NONE	076-0067-0001-ER	N	1	PCB-1016 (Arochlor 1016)	0.48 U	0.16	0.48	0.2	UG/L
SW8082/NONE	076-0067-0001-ER	N	1	PCB-1221 (Arochlor 1221)	0.48 U	0.13	0.48	0.2	UG/L
SW8082/NONE	076-0067-0001-ER	N	1	PCB-1232 (Arochlor 1232)	0.48 U	0.15	0.48	0.2	UG/L
SW8082/NONE	076-0067-0001-ER	N	1	PCB-1242 (Arochlor 1242)	0.48 U	0.21	0.48	0.2	UG/L
SW8082/NONE	076-0067-0001-ER	N	1	PCB-1248 (Arochlor 1248)	0.48 U	0.096	0.48	0.2	UG/L
SW8082/NONE	076-0067-0001-ER	N	1	PCB-1254 (Arochlor 1254)	0.48 U	0.15	0.48	0.2	UG/L
SW8082/NONE	076-0067-0001-ER	N	1	PCB-1260 (Arochlor 1260)	0.48 U	0.16	0.48	0.2	UG/L
SW8082/NONE	076SB-0053M-0001-SO	N	1	PCB-1016 (Arochlor 1016)	66 U	21	66	33	UG/KG
SW8082/NONE	076SB-0053M-0001-SO	N	1	PCB-1221 (Arochlor 1221)	51 U	16	51	33	UG/KG
SW8082/NONE	076SB-0053M-0001-SO	N	1	PCB-1232 (Arochlor 1232)	46 U	14	46	33	UG/KG
SW8082/NONE	076SB-0053M-0001-SO	N	1	PCB-1242 (Arochlor 1242)	41 U	13	41	33	UG/KG
SW8082/NONE	076SB-0053M-0001-SO	N	1	PCB-1248 (Arochlor 1248)	56 U	17	56	33	UG/KG
SW8082/NONE	076SB-0053M-0001-SO	N	1	PCB-1254 (Arochlor 1254)	56 U	17	56	33	UG/KG
SW8082/NONE	076SB-0053M-0001-SO	N	1	PCB-1260 (Arochlor 1260)	56 U	17	56	33	UG/KG
SW8082/NONE	076SB-0054M-0001-SO	N	1	PCB-1016 (Arochlor 1016)	65 U	21	65	33	UG/KG
SW8082/NONE	076SB-0054M-0001-SO	N	1	PCB-1221 (Arochlor 1221)	50 U	16	50	33	UG/KG
SW8082/NONE	076SB-0054M-0001-SO	N	1	PCB-1232 (Arochlor 1232)	45 U	14	45	33	UG/KG
SW8082/NONE	076SB-0054M-0001-SO	N	1	PCB-1242 (Arochlor 1242)	40 U	13	40	33	UG/KG
SW8082/NONE	076SB-0054M-0001-SO	N	1	PCB-1248 (Arochlor 1248)	55 U	17	55	33	UG/KG
SW8082/NONE	076SB-0054M-0001-SO	N	1	PCB-1254 (Arochlor 1254)	55 U	17	55	33	UG/KG

Reporting Anomalies are cases where the reported RL exceeds that specified in the governing project document.

AUTOMATED DATA REVIEW SUMMARY for 240-17796-1_(76-SB,SS,SW)

Reporting Anomalies

SDG Name: 240-17796-1_(76-SB,SS,SW)

Test Leach	FieldSample ID	Type	Dilution	Analyte	Result	DL	RL	Project RL	Units
SW8082/NONE	076SB-0054M-0001-SO	N	1	PCB-1260 (Arochlor 1260)	55 U	17	55	33	UG/KG
SW8082/NONE	076SB-0055M-0001-SO	N	1	PCB-1016 (Arochlor 1016)	65 U	21	65	33	UG/KG
SW8082/NONE	076SB-0055M-0001-SO	N	1	PCB-1221 (Arochlor 1221)	50 U	16	50	33	UG/KG
SW8082/NONE	076SB-0055M-0001-SO	N	1	PCB-1232 (Arochlor 1232)	45 U	14	45	33	UG/KG
SW8082/NONE	076SB-0055M-0001-SO	N	1	PCB-1242 (Arochlor 1242)	40 U	13	40	33	UG/KG
SW8082/NONE	076SB-0055M-0001-SO	N	1	PCB-1248 (Arochlor 1248)	55 U	17	55	33	UG/KG
SW8082/NONE	076SB-0055M-0001-SO	N	1	PCB-1254 (Arochlor 1254)	55 U	17	55	33	UG/KG
SW8082/NONE	076SB-0055M-0001-SO	N	1	PCB-1260 (Arochlor 1260)	55 U	17	55	33	UG/KG
SW8082/NONE	076SB-0056M-0001-SO	N	1	PCB-1016 (Arochlor 1016)	65 U	21	65	33	UG/KG
SW8082/NONE	076SB-0056M-0001-SO	N	1	PCB-1221 (Arochlor 1221)	50 U	16	50	33	UG/KG
SW8082/NONE	076SB-0056M-0001-SO	N	1	PCB-1232 (Arochlor 1232)	45 U	14	45	33	UG/KG
SW8082/NONE	076SB-0056M-0001-SO	N	1	PCB-1242 (Arochlor 1242)	40 U	13	40	33	UG/KG
SW8082/NONE	076SB-0056M-0001-SO	N	1	PCB-1248 (Arochlor 1248)	55 U	17	55	33	UG/KG
SW8082/NONE	076SB-0056M-0001-SO	N	1	PCB-1254 (Arochlor 1254)	55 U	17	55	33	UG/KG
SW8082/NONE	076SB-0056M-0001-SO	N	1	PCB-1260 (Arochlor 1260)	55 U	17	55	33	UG/KG
SW8082/NONE	076SB-0057M-0001-SO	N	1	PCB-1016 (Arochlor 1016)	65 U	21	65	33	UG/KG
SW8082/NONE	076SB-0057M-0001-SO	N	1	PCB-1221 (Arochlor 1221)	50 U	16	50	33	UG/KG
SW8082/NONE	076SB-0057M-0001-SO	N	1	PCB-1232 (Arochlor 1232)	45 U	14	45	33	UG/KG
SW8082/NONE	076SB-0057M-0001-SO	N	1	PCB-1242 (Arochlor 1242)	40 U	13	40	33	UG/KG
SW8082/NONE	076SB-0057M-0001-SO	N	1	PCB-1248 (Arochlor 1248)	55 U	17	55	33	UG/KG
SW8082/NONE	076SB-0057M-0001-SO	N	1	PCB-1254 (Arochlor 1254)	55 U	17	55	33	UG/KG
SW8082/NONE	076SB-0057M-0001-SO	N	1	PCB-1260 (Arochlor 1260)	55 U	17	55	33	UG/KG
SW8082/NONE	076SB-0058M-0001-SO	N	1	PCB-1016 (Arochlor 1016)	64 U	21	64	33	UG/KG
SW8082/NONE	076SB-0058M-0001-SO	N	1	PCB-1221 (Arochlor 1221)	49 U	16	49	33	UG/KG
SW8082/NONE	076SB-0058M-0001-SO	N	1	PCB-1232 (Arochlor 1232)	44 U	14	44	33	UG/KG
SW8082/NONE	076SB-0058M-0001-SO	N	1	PCB-1242 (Arochlor 1242)	40 U	13	40	33	UG/KG
SW8082/NONE	076SB-0058M-0001-SO	N	1	PCB-1248 (Arochlor 1248)	54 U	17	54	33	UG/KG
SW8082/NONE	076SB-0058M-0001-SO	N	1	PCB-1254 (Arochlor 1254)	54 U	17	54	33	UG/KG
SW8082/NONE	076SB-0058M-0001-SO	N	1	PCB-1260 (Arochlor 1260)	54 U	17	54	33	UG/KG

Reporting Anomalies are cases where the reported RL exceeds that specified in the governing project document.

AUTOMATED DATA REVIEW SUMMARY for 240-17796-1_(76-SB,SS,SW)

Reporting Anomalies

SDG Name: 240-17796-1_(76-SB,SS,SW)

Test Leach	FieldSample ID	Type	Dilution	Analyte	Result	DL	RL	Project RL	Units
SW8082/NONE	076SB-0059M-0001-SO	N	1	PCB-1016 (Arochlor 1016)	65 U	21	65	33	UG/KG
SW8082/NONE	076SB-0059M-0001-SO	N	1	PCB-1221 (Arochlor 1221)	50 U	16	50	33	UG/KG
SW8082/NONE	076SB-0059M-0001-SO	N	1	PCB-1232 (Arochlor 1232)	45 U	14	45	33	UG/KG
SW8082/NONE	076SB-0059M-0001-SO	N	1	PCB-1242 (Arochlor 1242)	40 U	13	40	33	UG/KG
SW8082/NONE	076SB-0059M-0001-SO	N	1	PCB-1248 (Arochlor 1248)	55 U	17	55	33	UG/KG
SW8082/NONE	076SB-0059M-0001-SO	N	1	PCB-1254 (Arochlor 1254)	55 U	17	55	33	UG/KG
SW8082/NONE	076SB-0059M-0001-SO	N	1	PCB-1260 (Arochlor 1260)	55 U	17	55	33	UG/KG
SW8082/NONE	076SS-0007M-0001-SO	N	1	PCB-1016 (Arochlor 1016)	66 U	21	66	33	UG/KG
SW8082/NONE	076SS-0007M-0001-SO	N	1	PCB-1221 (Arochlor 1221)	51 U	16	51	33	UG/KG
SW8082/NONE	076SS-0007M-0001-SO	N	1	PCB-1232 (Arochlor 1232)	46 U	14	46	33	UG/KG
SW8082/NONE	076SS-0007M-0001-SO	N	1	PCB-1242 (Arochlor 1242)	41 U	13	41	33	UG/KG
SW8082/NONE	076SS-0007M-0001-SO	N	1	PCB-1248 (Arochlor 1248)	56 U	17	56	33	UG/KG
SW8082/NONE	076SS-0007M-0001-SO	N	1	PCB-1254 (Arochlor 1254)	56 U	17	56	33	UG/KG
SW8082/NONE	076SS-0007M-0001-SO	N	1	PCB-1260 (Arochlor 1260)	24 J	17	56	33	UG/KG
SW8082/NONE	076SW-0013-0001-SW	N	1	PCB-1016 (Arochlor 1016)	0.48 U	0.16	0.48	0.2	UG/L
SW8082/NONE	076SW-0013-0001-SW	N	1	PCB-1221 (Arochlor 1221)	0.48 U	0.12	0.48	0.2	UG/L
SW8082/NONE	076SW-0013-0001-SW	N	1	PCB-1232 (Arochlor 1232)	0.48 U	0.15	0.48	0.2	UG/L
SW8082/NONE	076SW-0013-0001-SW	N	1	PCB-1242 (Arochlor 1242)	0.48 U	0.21	0.48	0.2	UG/L
SW8082/NONE	076SW-0013-0001-SW	N	1	PCB-1248 (Arochlor 1248)	0.48 U	0.095	0.48	0.2	UG/L
SW8082/NONE	076SW-0013-0001-SW	N	1	PCB-1254 (Arochlor 1254)	0.48 U	0.15	0.48	0.2	UG/L
SW8082/NONE	076SW-0013-0001-SW	N	1	PCB-1260 (Arochlor 1260)	0.48 U	0.16	0.48	0.2	UG/L
SW8082/NONE	076SW-0014-0001-SW	FD	1	PCB-1016 (Arochlor 1016)	0.5 U	0.17	0.5	0.2	UG/L
SW8082/NONE	076SW-0014-0001-SW	FD	1	PCB-1221 (Arochlor 1221)	0.5 U	0.13	0.5	0.2	UG/L
SW8082/NONE	076SW-0014-0001-SW	FD	1	PCB-1232 (Arochlor 1232)	0.5 U	0.16	0.5	0.2	UG/L
SW8082/NONE	076SW-0014-0001-SW	FD	1	PCB-1242 (Arochlor 1242)	0.5 U	0.22	0.5	0.2	UG/L
SW8082/NONE	076SW-0014-0001-SW	FD	1	PCB-1248 (Arochlor 1248)	0.5 U	0.1	0.5	0.2	UG/L
SW8082/NONE	076SW-0014-0001-SW	FD	1	PCB-1254 (Arochlor 1254)	0.5 U	0.16	0.5	0.2	UG/L
SW8082/NONE	076SW-0014-0001-SW	FD	1	PCB-1260 (Arochlor 1260)	0.5 U	0.17	0.5	0.2	UG/L
SW8082/NONE	076SW-0015-0001-SW	N	1	PCB-1016 (Arochlor 1016)	0.48 U	0.16	0.48	0.2	UG/L

Reporting Anomalies are cases where the reported RL exceeds that specified in the governing project document.

AUTOMATED DATA REVIEW SUMMARY for 240-17796-1_(76-SB,SS,SW)

Reporting Anomalies

SDG Name: 240-17796-1_(76-SB,SS,SW)

Test Leach	FieldSample ID	Type	Dilution	Analyte	Result	DL	RL	Project RL	Units
SW8082/NONE	076SW-0015-0001-SW	N	1	PCB-1221 (Arochlor 1221)	0.48 U	0.12	0.48	0.2	UG/L
SW8082/NONE	076SW-0015-0001-SW	N	1	PCB-1232 (Arochlor 1232)	0.48 U	0.15	0.48	0.2	UG/L
SW8082/NONE	076SW-0015-0001-SW	N	1	PCB-1242 (Arochlor 1242)	0.48 U	0.21	0.48	0.2	UG/L
SW8082/NONE	076SW-0015-0001-SW	N	1	PCB-1248 (Arochlor 1248)	0.48 U	0.095	0.48	0.2	UG/L
SW8082/NONE	076SW-0015-0001-SW	N	1	PCB-1254 (Arochlor 1254)	0.48 U	0.15	0.48	0.2	UG/L
SW8082/NONE	076SW-0015-0001-SW	N	1	PCB-1260 (Arochlor 1260)	0.48 U	0.16	0.48	0.2	UG/L

Test Leach	FieldSample ID	Type	Dilution	Analyte	Result	DL	RL	Project RL	Units
SW8260B/NONE	076-0067-0001-ER	N	1	1,2-Dichloroethene	2 U	0.34	2	1	UG/L
SW8260B/NONE	076-0068-0001-TB	N	1	1,2-Dichloroethene	2 U	0.34	2	1	UG/L
SW8260B/NONE	076SB-0023M-0001-SO	N	1	1,2-Dichloroethene	8.8 U	0.67	8.8	5	UG/KG
SW8260B/NONE	076SB-0024M-0001-SO	N	1	1,1,1-Trichloroethane	5.9 U	0.66	5.9	5	UG/KG
SW8260B/NONE	076SB-0024M-0001-SO	N	1	1,1,2,2-Tetrachloroethane	5.9 U	0.4	5.9	5	UG/KG
SW8260B/NONE	076SB-0024M-0001-SO	N	1	1,1,2-Trichloroethane	5.9 U	0.46	5.9	5	UG/KG
SW8260B/NONE	076SB-0024M-0001-SO	N	1	1,1-Dichloroethane	5.9 U	0.43	5.9	5	UG/KG
SW8260B/NONE	076SB-0024M-0001-SO	N	1	1,1-Dichloroethene	5.9 U	0.61	5.9	5	UG/KG
SW8260B/NONE	076SB-0024M-0001-SO	N	1	1,2-Dibromoethane (EDB)	5.9 U	0.59	5.9	5	UG/KG
SW8260B/NONE	076SB-0024M-0001-SO	N	1	1,2-Dichloroethane	5.9 U	0.4	5.9	5	UG/KG
SW8260B/NONE	076SB-0024M-0001-SO	N	1	1,2-Dichloroethene	12 U	0.91	12	5	UG/KG
SW8260B/NONE	076SB-0024M-0001-SO	N	1	1,2-Dichloropropane	5.9 U	0.82	5.9	5	UG/KG
SW8260B/NONE	076SB-0024M-0001-SO	N	1	2-Butanone (MEK)	2.3 J	1.7	24	20	UG/KG
SW8260B/NONE	076SB-0024M-0001-SO	N	1	2-Hexanone	24 U	0.74	24	20	UG/KG
SW8260B/NONE	076SB-0024M-0001-SO	N	1	4-Methyl-2-pentanone (MIBK)	24 U	0.64	24	20	UG/KG
SW8260B/NONE	076SB-0024M-0001-SO	N	1	Acetone	24 U	7.4	24	20	UG/KG
SW8260B/NONE	076SB-0024M-0001-SO	N	1	Benzene	5.9 U	0.27	5.9	5	UG/KG
SW8260B/NONE	076SB-0024M-0001-SO	N	1	Bromochloromethane	5.9 U	0.84	5.9	5	UG/KG
SW8260B/NONE	076SB-0024M-0001-SO	N	1	Bromodichloromethane	5.9 U	0.33	5.9	5	UG/KG
SW8260B/NONE	076SB-0024M-0001-SO	N	1	Bromoform	5.9 U	0.39	5.9	5	UG/KG
SW8260B/NONE	076SB-0024M-0001-SO	N	1	Bromomethane	5.9 U	0.64	5.9	5	UG/KG
SW8260B/NONE	076SB-0024M-0001-SO	N	1	Carbon Disulfide	5.9 U	0.52	5.9	5	UG/KG

Reporting Anomalies are cases where the reported RL exceeds that specified in the governing project document.

AUTOMATED DATA REVIEW SUMMARY for 240-17796-1_(76-SB,SS,SW)

Reporting Anomalies

SDG Name: 240-17796-1_(76-SB,SS,SW)

Test Leach	FieldSample ID	Type	Dilution	Analyte	Result	DL	RL	Project RL	Units
SW8260B/NONE	076SB-0024M-0001-SO	N	1	Carbon Tetrachloride	5.9 U	0.44	5.9	5	UG/KG
SW8260B/NONE	076SB-0024M-0001-SO	N	1	Chlorobenzene	5.9 U	0.39	5.9	5	UG/KG
SW8260B/NONE	076SB-0024M-0001-SO	N	1	Chloroethane	5.9 U	1	5.9	5	UG/KG
SW8260B/NONE	076SB-0024M-0001-SO	N	1	Chloroform	5.9 U	0.34	5.9	5	UG/KG
SW8260B/NONE	076SB-0024M-0001-SO	N	1	Chloromethane	5.9 U	0.48	5.9	5	UG/KG
SW8260B/NONE	076SB-0024M-0001-SO	N	1	cis-1,3-Dichloropropene	5.9 U	0.4	5.9	5	UG/KG
SW8260B/NONE	076SB-0024M-0001-SO	N	1	Dibromochloromethane	5.9 U	0.65	5.9	5	UG/KG
SW8260B/NONE	076SB-0024M-0001-SO	N	1	Ethylbenzene	5.9 U	0.31	5.9	5	UG/KG
SW8260B/NONE	076SB-0024M-0001-SO	N	1	Methylene Chloride	5.9 U	0.79	5.9	5	UG/KG
SW8260B/NONE	076SB-0024M-0001-SO	N	1	Styrene	5.9 U	0.18	5.9	5	UG/KG
SW8260B/NONE	076SB-0024M-0001-SO	N	1	tert-Butyl Methyl Ether (MTBE)	5.9 U	0.51	5.9	5	UG/KG
SW8260B/NONE	076SB-0024M-0001-SO	N	1	Tetrachloroethene (PCE)	5.9 U	0.61	5.9	5	UG/KG
SW8260B/NONE	076SB-0024M-0001-SO	N	1	Toluene	5.9 U	0.32	5.9	5	UG/KG
SW8260B/NONE	076SB-0024M-0001-SO	N	1	trans-1,3-Dichloropropene	5.9 U	0.64	5.9	5	UG/KG
SW8260B/NONE	076SB-0024M-0001-SO	N	1	Trichloroethene (TCE)	5.9 U	0.5	5.9	5	UG/KG
SW8260B/NONE	076SB-0024M-0001-SO	N	1	Vinyl Chloride	5.9 U	0.46	5.9	5	UG/KG
SW8260B/NONE	076SB-0024M-0001-SO	N	1	Xylenes, Total	12 U	0.79	12	10	UG/KG
SW8260B/NONE	076SB-0025M-0001-SO	N	1	1,2-Dichloroethene	8.3 U	0.64	8.3	5	UG/KG
SW8260B/NONE	076SB-0026M-0001-SO	N	1	1,2-Dichloroethene	8.7 U	0.67	8.7	5	UG/KG
SW8260B/NONE	076SB-0027M-0001-SO	N	1	1,1,1-Trichloroethane	5.1 U	0.58	5.1	5	UG/KG
SW8260B/NONE	076SB-0027M-0001-SO	N	1	1,1,2,2-Tetrachloroethane	5.1 U	0.35	5.1	5	UG/KG
SW8260B/NONE	076SB-0027M-0001-SO	N	1	1,1,2-Trichloroethane	5.1 U	0.4	5.1	5	UG/KG
SW8260B/NONE	076SB-0027M-0001-SO	N	1	1,1-Dichloroethane	5.1 U	0.37	5.1	5	UG/KG
SW8260B/NONE	076SB-0027M-0001-SO	N	1	1,1-Dichloroethene	5.1 U	0.54	5.1	5	UG/KG
SW8260B/NONE	076SB-0027M-0001-SO	N	1	1,2-Dibromoethane (EDB)	5.1 U	0.51	5.1	5	UG/KG
SW8260B/NONE	076SB-0027M-0001-SO	N	1	1,2-Dichloroethane	5.1 U	0.35	5.1	5	UG/KG
SW8260B/NONE	076SB-0027M-0001-SO	N	1	1,2-Dichloroethene	10 U	0.79	10	5	UG/KG
SW8260B/NONE	076SB-0027M-0001-SO	N	1	1,2-Dichloropropane	5.1 U	0.71	5.1	5	UG/KG
SW8260B/NONE	076SB-0027M-0001-SO	N	1	2-Butanone (MEK)	21 U	1.4	21	20	UG/KG

Reporting Anomalies are cases where the reported RL exceeds that specified in the governing project document.

AUTOMATED DATA REVIEW SUMMARY for 240-17796-1_(76-SB,SS,SW)

Reporting Anomalies

SDG Name: 240-17796-1_(76-SB,SS,SW)

Test Leach	FieldSample ID	Type	Dilution	Analyte	Result	DL	RL	Project RL	Units
SW8260B/NONE	076SB-0027M-0001-SO	N	1	2-Hexanone	21 U	0.65	21	20	UG/KG
SW8260B/NONE	076SB-0027M-0001-SO	N	1	4-Methyl-2-pentanone (MIBK)	21 U	0.56	21	20	UG/KG
SW8260B/NONE	076SB-0027M-0001-SO	N	1	Acetone	21 U	6.5	21	20	UG/KG
SW8260B/NONE	076SB-0027M-0001-SO	N	1	Benzene	5.1 U	0.24	5.1	5	UG/KG
SW8260B/NONE	076SB-0027M-0001-SO	N	1	Bromochloromethane	5.1 U	0.73	5.1	5	UG/KG
SW8260B/NONE	076SB-0027M-0001-SO	N	1	Bromodichloromethane	5.1 U	0.29	5.1	5	UG/KG
SW8260B/NONE	076SB-0027M-0001-SO	N	1	Bromoform	5.1 U	0.34	5.1	5	UG/KG
SW8260B/NONE	076SB-0027M-0001-SO	N	1	Bromomethane	5.1 U	0.56	5.1	5	UG/KG
SW8260B/NONE	076SB-0027M-0001-SO	N	1	Carbon Disulfide	5.1 U	0.45	5.1	5	UG/KG
SW8260B/NONE	076SB-0027M-0001-SO	N	1	Carbon Tetrachloride	5.1 U	0.38	5.1	5	UG/KG
SW8260B/NONE	076SB-0027M-0001-SO	N	1	Chlorobenzene	5.1 U	0.34	5.1	5	UG/KG
SW8260B/NONE	076SB-0027M-0001-SO	N	1	Chloroethane	5.1 U	0.89	5.1	5	UG/KG
SW8260B/NONE	076SB-0027M-0001-SO	N	1	Chloroform	5.1 U	0.3	5.1	5	UG/KG
SW8260B/NONE	076SB-0027M-0001-SO	N	1	Chloromethane	5.1 U	0.42	5.1	5	UG/KG
SW8260B/NONE	076SB-0027M-0001-SO	N	1	cis-1,3-Dichloropropene	5.1 U	0.35	5.1	5	UG/KG
SW8260B/NONE	076SB-0027M-0001-SO	N	1	Dibromochloromethane	5.1 U	0.57	5.1	5	UG/KG
SW8260B/NONE	076SB-0027M-0001-SO	N	1	Ethylbenzene	5.1 U	0.27	5.1	5	UG/KG
SW8260B/NONE	076SB-0027M-0001-SO	N	1	Methylene Chloride	0.69 J	0.69	5.1	5	UG/KG
SW8260B/NONE	076SB-0027M-0001-SO	N	1	Styrene	5.1 U	0.15	5.1	5	UG/KG
SW8260B/NONE	076SB-0027M-0001-SO	N	1	tert-Butyl Methyl Ether (MTBE)	5.1 U	0.44	5.1	5	UG/KG
SW8260B/NONE	076SB-0027M-0001-SO	N	1	Tetrachloroethene (PCE)	5.1 U	0.54	5.1	5	UG/KG
SW8260B/NONE	076SB-0027M-0001-SO	N	1	Toluene	5.1 U	0.28	5.1	5	UG/KG
SW8260B/NONE	076SB-0027M-0001-SO	N	1	trans-1,3-Dichloropropene	5.1 U	0.56	5.1	5	UG/KG
SW8260B/NONE	076SB-0027M-0001-SO	N	1	Trichloroethene (TCE)	5.1 U	0.43	5.1	5	UG/KG
SW8260B/NONE	076SB-0027M-0001-SO	N	1	Vinyl Chloride	5.1 U	0.4	5.1	5	UG/KG
SW8260B/NONE	076SB-0028M-0001-SO	N	1	1,2-Dichloroethene	9.7 U	0.75	9.7	5	UG/KG
SW8260B/NONE	076SB-0029M-0001-SO	N	1	1,1,1-Trichloroethane	6 U	0.67	6	5	UG/KG
SW8260B/NONE	076SB-0029M-0001-SO	N	1	1,1,2,2-Tetrachloroethane	6 U	0.41	6	5	UG/KG
SW8260B/NONE	076SB-0029M-0001-SO	N	1	1,1,2-Trichloroethane	6 U	0.47	6	5	UG/KG

Reporting Anomalies are cases where the reported RL exceeds that specified in the governing project document.

AUTOMATED DATA REVIEW SUMMARY for 240-17796-1_(76-SB,SS,SW)

Reporting Anomalies

SDG Name: 240-17796-1_(76-SB,SS,SW)

Test Leach	FieldSample ID	Type	Dilution	Analyte	Result	DL	RL	Project RL	Units
SW8260B/NONE	076SB-0029M-0001-SO	N	1	1,1-Dichloroethane	6 U	0.43	6	5	UG/KG
SW8260B/NONE	076SB-0029M-0001-SO	N	1	1,1-Dichloroethene	6 U	0.62	6	5	UG/KG
SW8260B/NONE	076SB-0029M-0001-SO	N	1	1,2-Dibromoethane (EDB)	6 U	0.6	6	5	UG/KG
SW8260B/NONE	076SB-0029M-0001-SO	N	1	1,2-Dichloroethane	6 U	0.41	6	5	UG/KG
SW8260B/NONE	076SB-0029M-0001-SO	N	1	1,2-Dichloroethene	12 U	0.92	12	5	UG/KG
SW8260B/NONE	076SB-0029M-0001-SO	N	1	1,2-Dichloropropane	6 U	0.82	6	5	UG/KG
SW8260B/NONE	076SB-0029M-0001-SO	N	1	2-Butanone (MEK)	9.6 J	1.7	24	20	UG/KG
SW8260B/NONE	076SB-0029M-0001-SO	N	1	2-Hexanone	24 U	0.75	24	20	UG/KG
SW8260B/NONE	076SB-0029M-0001-SO	N	1	4-Methyl-2-pentanone (MIBK)	24 U	0.64	24	20	UG/KG
SW8260B/NONE	076SB-0029M-0001-SO	N	1	Acetone	24 U	7.5	24	20	UG/KG
SW8260B/NONE	076SB-0029M-0001-SO	N	1	Benzene	6 U	0.27	6	5	UG/KG
SW8260B/NONE	076SB-0029M-0001-SO	N	1	Bromochloromethane	6 U	0.85	6	5	UG/KG
SW8260B/NONE	076SB-0029M-0001-SO	N	1	Bromodichloromethane	6 U	0.33	6	5	UG/KG
SW8260B/NONE	076SB-0029M-0001-SO	N	1	Bromoform	6 U	0.39	6	5	UG/KG
SW8260B/NONE	076SB-0029M-0001-SO	N	1	Bromomethane	6 U	0.64	6	5	UG/KG
SW8260B/NONE	076SB-0029M-0001-SO	N	1	Carbon Disulfide	3.5 J	0.53	6	5	UG/KG
SW8260B/NONE	076SB-0029M-0001-SO	N	1	Carbon Tetrachloride	6 U	0.44	6	5	UG/KG
SW8260B/NONE	076SB-0029M-0001-SO	N	1	Chlorobenzene	6 U	0.39	6	5	UG/KG
SW8260B/NONE	076SB-0029M-0001-SO	N	1	Chloroethane	6 U	1	6	5	UG/KG
SW8260B/NONE	076SB-0029M-0001-SO	N	1	Chloroform	6 U	0.35	6	5	UG/KG
SW8260B/NONE	076SB-0029M-0001-SO	N	1	Chloromethane	6 U	0.49	6	5	UG/KG
SW8260B/NONE	076SB-0029M-0001-SO	N	1	cis-1,3-Dichloropropene	6 U	0.41	6	5	UG/KG
SW8260B/NONE	076SB-0029M-0001-SO	N	1	Dibromochloromethane	6 U	0.66	6	5	UG/KG
SW8260B/NONE	076SB-0029M-0001-SO	N	1	Ethylbenzene	6 U	0.31	6	5	UG/KG
SW8260B/NONE	076SB-0029M-0001-SO	N	1	Methylene Chloride	1.3 J	0.8	6	5	UG/KG
SW8260B/NONE	076SB-0029M-0001-SO	N	1	Styrene	6 U	0.18	6	5	UG/KG
SW8260B/NONE	076SB-0029M-0001-SO	N	1	tert-Butyl Methyl Ether (MTBE)	6 U	0.51	6	5	UG/KG
SW8260B/NONE	076SB-0029M-0001-SO	N	1	Tetrachloroethene (PCE)	6 U	0.62	6	5	UG/KG
SW8260B/NONE	076SB-0029M-0001-SO	N	1	Toluene	0.33 J	0.32	6	5	UG/KG

Reporting Anomalies are cases where the reported RL exceeds that specified in the governing project document.

AUTOMATED DATA REVIEW SUMMARY for 240-17796-1_(76-SB,SS,SW)

Reporting Anomalies

SDG Name: 240-17796-1_(76-SB,SS,SW)

Test Leach	FieldSample ID	Type	Dilution	Analyte	Result	DL	RL	Project RL	Units
SW8260B/NONE	076SB-0029M-0001-SO	N	1	trans-1,3-Dichloropropene	6 U	0.64	6	5	UG/KG
SW8260B/NONE	076SB-0029M-0001-SO	N	1	Trichloroethene (TCE)	6 U	0.5	6	5	UG/KG
SW8260B/NONE	076SB-0029M-0001-SO	N	1	Vinyl Chloride	6 U	0.47	6	5	UG/KG
SW8260B/NONE	076SB-0029M-0001-SO	N	1	Xylenes, Total	12 U	0.8	12	10	UG/KG
SW8260B/NONE	076SB-0052M-0001-TB	N	1	1,2-Dichloroethene	2 U	0.34	2	1	UG/L
SW8260B/NONE	076SB-0060M-0001-SO	N	1	1,1,1-Trichloroethane	5.2 U	0.58	5.2	5	UG/KG
SW8260B/NONE	076SB-0060M-0001-SO	N	1	1,1,2,2-Tetrachloroethane	5.2 U	0.35	5.2	5	UG/KG
SW8260B/NONE	076SB-0060M-0001-SO	N	1	1,1,2-Trichloroethane	5.2 U	0.41	5.2	5	UG/KG
SW8260B/NONE	076SB-0060M-0001-SO	N	1	1,1-Dichloroethane	5.2 U	0.37	5.2	5	UG/KG
SW8260B/NONE	076SB-0060M-0001-SO	N	1	1,1-Dichloroethene	5.2 U	0.54	5.2	5	UG/KG
SW8260B/NONE	076SB-0060M-0001-SO	N	1	1,2-Dibromoethane (EDB)	5.2 U	0.52	5.2	5	UG/KG
SW8260B/NONE	076SB-0060M-0001-SO	N	1	1,2-Dichloroethane	5.2 U	0.35	5.2	5	UG/KG
SW8260B/NONE	076SB-0060M-0001-SO	N	1	1,2-Dichloroethene	10 U	0.8	10	5	UG/KG
SW8260B/NONE	076SB-0060M-0001-SO	N	1	1,2-Dichloropropane	5.2 U	0.72	5.2	5	UG/KG
SW8260B/NONE	076SB-0060M-0001-SO	N	1	2-Butanone (MEK)	21 U	1.5	21	20	UG/KG
SW8260B/NONE	076SB-0060M-0001-SO	N	1	2-Hexanone	21 U	0.65	21	20	UG/KG
SW8260B/NONE	076SB-0060M-0001-SO	N	1	4-Methyl-2-pentanone (MIBK)	21 U	0.56	21	20	UG/KG
SW8260B/NONE	076SB-0060M-0001-SO	N	1	Acetone	21 U	6.5	21	20	UG/KG
SW8260B/NONE	076SB-0060M-0001-SO	N	1	Benzene	5.2 U	0.24	5.2	5	UG/KG
SW8260B/NONE	076SB-0060M-0001-SO	N	1	Bromochloromethane	5.2 U	0.74	5.2	5	UG/KG
SW8260B/NONE	076SB-0060M-0001-SO	N	1	Bromodichloromethane	5.2 U	0.29	5.2	5	UG/KG
SW8260B/NONE	076SB-0060M-0001-SO	N	1	Bromoform	5.2 U	0.34	5.2	5	UG/KG
SW8260B/NONE	076SB-0060M-0001-SO	N	1	Bromomethane	5.2 U	0.56	5.2	5	UG/KG
SW8260B/NONE	076SB-0060M-0001-SO	N	1	Carbon Disulfide	3.1 J	0.46	5.2	5	UG/KG
SW8260B/NONE	076SB-0060M-0001-SO	N	1	Carbon Tetrachloride	5.2 U	0.38	5.2	5	UG/KG
SW8260B/NONE	076SB-0060M-0001-SO	N	1	Chlorobenzene	5.2 U	0.34	5.2	5	UG/KG
SW8260B/NONE	076SB-0060M-0001-SO	N	1	Chloroethane	5.2 U	0.89	5.2	5	UG/KG
SW8260B/NONE	076SB-0060M-0001-SO	N	1	Chloroform	5.2 U	0.3	5.2	5	UG/KG
SW8260B/NONE	076SB-0060M-0001-SO	N	1	Chloromethane	5.2 U	0.43	5.2	5	UG/KG

Reporting Anomalies are cases where the reported RL exceeds that specified in the governing project document.

AUTOMATED DATA REVIEW SUMMARY for 240-17796-1_(76-SB,SS,SW)

Reporting Anomalies

SDG Name: 240-17796-1_(76-SB,SS,SW)

Test Leach	FieldSample ID	Type	Dilution	Analyte	Result	DL	RL	Project RL	Units
SW8260B/NONE	076SB-0060M-0001-SO	N	1	cis-1,3-Dichloropropene	5.2 U	0.35	5.2	5	UG/KG
SW8260B/NONE	076SB-0060M-0001-SO	N	1	Dibromochloromethane	5.2 U	0.57	5.2	5	UG/KG
SW8260B/NONE	076SB-0060M-0001-SO	N	1	Ethylbenzene	5.2 U	0.27	5.2	5	UG/KG
SW8260B/NONE	076SB-0060M-0001-SO	N	1	Methylene Chloride	5.2 U	0.7	5.2	5	UG/KG
SW8260B/NONE	076SB-0060M-0001-SO	N	1	Styrene	5.2 U	0.16	5.2	5	UG/KG
SW8260B/NONE	076SB-0060M-0001-SO	N	1	tert-Butyl Methyl Ether (MTBE)	5.2 U	0.45	5.2	5	UG/KG
SW8260B/NONE	076SB-0060M-0001-SO	N	1	Tetrachloroethene (PCE)	5.2 U	0.54	5.2	5	UG/KG
SW8260B/NONE	076SB-0060M-0001-SO	N	1	Toluene	5.2 U	0.28	5.2	5	UG/KG
SW8260B/NONE	076SB-0060M-0001-SO	N	1	trans-1,3-Dichloropropene	5.2 U	0.56	5.2	5	UG/KG
SW8260B/NONE	076SB-0060M-0001-SO	N	1	Trichloroethene (TCE)	5.2 U	0.44	5.2	5	UG/KG
SW8260B/NONE	076SB-0060M-0001-SO	N	1	Vinyl Chloride	5.2 U	0.41	5.2	5	UG/KG
SW8260B/NONE	076SB-0062M-0001-SO	N	1	1,2-Dichloroethene	8.8 U	0.68	8.8	5	UG/KG
SW8260B/NONE	076SB-0063M-0001-SO	N	1	1,1,1-Trichloroethane	5.9 U	0.66	5.9	5	UG/KG
SW8260B/NONE	076SB-0063M-0001-SO	N	1	1,1,2,2-Tetrachloroethane	5.9 U	0.4	5.9	5	UG/KG
SW8260B/NONE	076SB-0063M-0001-SO	N	1	1,1,2-Trichloroethane	5.9 U	0.46	5.9	5	UG/KG
SW8260B/NONE	076SB-0063M-0001-SO	N	1	1,1-Dichloroethane	5.9 U	0.42	5.9	5	UG/KG
SW8260B/NONE	076SB-0063M-0001-SO	N	1	1,1-Dichloroethene	5.9 U	0.61	5.9	5	UG/KG
SW8260B/NONE	076SB-0063M-0001-SO	N	1	1,2-Dibromoethane (EDB)	5.9 U	0.59	5.9	5	UG/KG
SW8260B/NONE	076SB-0063M-0001-SO	N	1	1,2-Dichloroethane	5.9 U	0.4	5.9	5	UG/KG
SW8260B/NONE	076SB-0063M-0001-SO	N	1	1,2-Dichloroethene	12 U	0.9	12	5	UG/KG
SW8260B/NONE	076SB-0063M-0001-SO	N	1	1,2-Dichloropropane	5.9 U	0.81	5.9	5	UG/KG
SW8260B/NONE	076SB-0063M-0001-SO	N	1	2-Butanone (MEK)	13 J	1.6	23	20	UG/KG
SW8260B/NONE	076SB-0063M-0001-SO	N	1	2-Hexanone	23 U	0.74	23	20	UG/KG
SW8260B/NONE	076SB-0063M-0001-SO	N	1	4-Methyl-2-pentanone (MIBK)	23 U	0.63	23	20	UG/KG
SW8260B/NONE	076SB-0063M-0001-SO	N	1	Acetone	23 U	7.4	23	20	UG/KG
SW8260B/NONE	076SB-0063M-0001-SO	N	1	Benzene	5.9 U	0.27	5.9	5	UG/KG
SW8260B/NONE	076SB-0063M-0001-SO	N	1	Bromochloromethane	5.9 U	0.83	5.9	5	UG/KG
SW8260B/NONE	076SB-0063M-0001-SO	N	1	Bromodichloromethane	5.9 U	0.33	5.9	5	UG/KG
SW8260B/NONE	076SB-0063M-0001-SO	N	1	Bromoform	5.9 U	0.39	5.9	5	UG/KG

Reporting Anomalies are cases where the reported RL exceeds that specified in the governing project document.

AUTOMATED DATA REVIEW SUMMARY for 240-17796-1_(76-SB,SS,SW)

Reporting Anomalies

SDG Name: 240-17796-1_(76-SB,SS,SW)

Test Leach	FieldSample ID	Type	Dilution	Analyte	Result	DL	RL	Project RL	Units
SW8260B/NONE	076SB-0063M-0001-SO	N	1	Bromomethane	5.9 U	0.63	5.9	5	UG/KG
SW8260B/NONE	076SB-0063M-0001-SO	N	1	Carbon Disulfide	3.5 J	0.52	5.9	5	UG/KG
SW8260B/NONE	076SB-0063M-0001-SO	N	1	Carbon Tetrachloride	5.9 U	0.43	5.9	5	UG/KG
SW8260B/NONE	076SB-0063M-0001-SO	N	1	Chlorobenzene	5.9 U	0.39	5.9	5	UG/KG
SW8260B/NONE	076SB-0063M-0001-SO	N	1	Chloroethane	5.9 U	1	5.9	5	UG/KG
SW8260B/NONE	076SB-0063M-0001-SO	N	1	Chloroform	5.9 U	0.34	5.9	5	UG/KG
SW8260B/NONE	076SB-0063M-0001-SO	N	1	Chloromethane	5.9 U	0.48	5.9	5	UG/KG
SW8260B/NONE	076SB-0063M-0001-SO	N	1	cis-1,3-Dichloropropene	5.9 U	0.4	5.9	5	UG/KG
SW8260B/NONE	076SB-0063M-0001-SO	N	1	Dibromochloromethane	5.9 U	0.65	5.9	5	UG/KG
SW8260B/NONE	076SB-0063M-0001-SO	N	1	Ethylbenzene	2.4 J	0.3	5.9	5	UG/KG
SW8260B/NONE	076SB-0063M-0001-SO	N	1	Methylene Chloride	5.9 U	0.79	5.9	5	UG/KG
SW8260B/NONE	076SB-0063M-0001-SO	N	1	Styrene	5.9 U	0.18	5.9	5	UG/KG
SW8260B/NONE	076SB-0063M-0001-SO	N	1	tert-Butyl Methyl Ether (MTBE)	5.9 U	0.5	5.9	5	UG/KG
SW8260B/NONE	076SB-0063M-0001-SO	N	1	Tetrachloroethene (PCE)	5.9 U	0.61	5.9	5	UG/KG
SW8260B/NONE	076SB-0063M-0001-SO	N	1	Toluene	1 J	0.32	5.9	5	UG/KG
SW8260B/NONE	076SB-0063M-0001-SO	N	1	trans-1,3-Dichloropropene	5.9 U	0.63	5.9	5	UG/KG
SW8260B/NONE	076SB-0063M-0001-SO	N	1	Trichloroethene (TCE)	5.9 U	0.49	5.9	5	UG/KG
SW8260B/NONE	076SB-0063M-0001-SO	N	1	Vinyl Chloride	5.9 U	0.46	5.9	5	UG/KG
SW8260B/NONE	076SB-0063M-0001-SO	N	1	Xylenes, Total	14	0.79	12	10	UG/KG
SW8260B/NONE	076SB-0064M-0001-SO	N	1	1,2-Dichloroethene	8.3 U	0.64	8.3	5	UG/KG
SW8260B/NONE	076SB-0065M-0001-SO	N	1	1,1,1-Trichloroethane	5.3 U	0.59	5.3	5	UG/KG
SW8260B/NONE	076SB-0065M-0001-SO	N	1	1,1,2,2-Tetrachloroethane	5.3 U	0.36	5.3	5	UG/KG
SW8260B/NONE	076SB-0065M-0001-SO	N	1	1,1,2-Trichloroethane	5.3 U	0.41	5.3	5	UG/KG
SW8260B/NONE	076SB-0065M-0001-SO	N	1	1,1-Dichloroethane	5.3 U	0.38	5.3	5	UG/KG
SW8260B/NONE	076SB-0065M-0001-SO	N	1	1,1-Dichloroethene	5.3 U	0.55	5.3	5	UG/KG
SW8260B/NONE	076SB-0065M-0001-SO	N	1	1,2-Dibromoethane (EDB)	5.3 U	0.53	5.3	5	UG/KG
SW8260B/NONE	076SB-0065M-0001-SO	N	1	1,2-Dichloroethane	5.3 U	0.36	5.3	5	UG/KG
SW8260B/NONE	076SB-0065M-0001-SO	N	1	1,2-Dichloroethene	11 U	0.81	11	5	UG/KG
SW8260B/NONE	076SB-0065M-0001-SO	N	1	1,2-Dichloropropane	5.3 U	0.73	5.3	5	UG/KG

Reporting Anomalies are cases where the reported RL exceeds that specified in the governing project document.

AUTOMATED DATA REVIEW SUMMARY for 240-17796-1_(76-SB,SS,SW)

Reporting Anomalies

SDG Name: 240-17796-1_(76-SB,SS,SW)

Test Leach	FieldSample ID	Type	Dilution	Analyte	Result	DL	RL	Project RL	Units
SW8260B/NONE	076SB-0065M-0001-SO	N	1	2-Butanone (MEK)	1.7 J	1.5	21	20	UG/KG
SW8260B/NONE	076SB-0065M-0001-SO	N	1	2-Hexanone	21 U	0.67	21	20	UG/KG
SW8260B/NONE	076SB-0065M-0001-SO	N	1	4-Methyl-2-pentanone (MIBK)	21 U	0.57	21	20	UG/KG
SW8260B/NONE	076SB-0065M-0001-SO	N	1	Acetone	21 U	6.7	21	20	UG/KG
SW8260B/NONE	076SB-0065M-0001-SO	N	1	Benzene	5.3 U	0.24	5.3	5	UG/KG
SW8260B/NONE	076SB-0065M-0001-SO	N	1	Bromochloromethane	5.3 U	0.75	5.3	5	UG/KG
SW8260B/NONE	076SB-0065M-0001-SO	N	1	Bromodichloromethane	5.3 U	0.3	5.3	5	UG/KG
SW8260B/NONE	076SB-0065M-0001-SO	N	1	Bromoform	5.3 U	0.35	5.3	5	UG/KG
SW8260B/NONE	076SB-0065M-0001-SO	N	1	Bromomethane	5.3 U	0.57	5.3	5	UG/KG
SW8260B/NONE	076SB-0065M-0001-SO	N	1	Carbon Disulfide	3.2 J	0.47	5.3	5	UG/KG
SW8260B/NONE	076SB-0065M-0001-SO	N	1	Carbon Tetrachloride	5.3 U	0.39	5.3	5	UG/KG
SW8260B/NONE	076SB-0065M-0001-SO	N	1	Chlorobenzene	5.3 U	0.35	5.3	5	UG/KG
SW8260B/NONE	076SB-0065M-0001-SO	N	1	Chloroethane	5.3 U	0.91	5.3	5	UG/KG
SW8260B/NONE	076SB-0065M-0001-SO	N	1	Chloroform	5.3 U	0.31	5.3	5	UG/KG
SW8260B/NONE	076SB-0065M-0001-SO	N	1	Chloromethane	5.3 U	0.43	5.3	5	UG/KG
SW8260B/NONE	076SB-0065M-0001-SO	N	1	cis-1,3-Dichloropropene	5.3 U	0.36	5.3	5	UG/KG
SW8260B/NONE	076SB-0065M-0001-SO	N	1	Dibromochloromethane	5.3 U	0.58	5.3	5	UG/KG
SW8260B/NONE	076SB-0065M-0001-SO	N	1	Ethylbenzene	5.3 U	0.28	5.3	5	UG/KG
SW8260B/NONE	076SB-0065M-0001-SO	N	1	Methylene Chloride	5.3 U	0.71	5.3	5	UG/KG
SW8260B/NONE	076SB-0065M-0001-SO	N	1	Styrene	5.3 U	0.16	5.3	5	UG/KG
SW8260B/NONE	076SB-0065M-0001-SO	N	1	tert-Butyl Methyl Ether (MTBE)	5.3 U	0.45	5.3	5	UG/KG
SW8260B/NONE	076SB-0065M-0001-SO	N	1	Tetrachloroethene (PCE)	5.3 U	0.55	5.3	5	UG/KG
SW8260B/NONE	076SB-0065M-0001-SO	N	1	Toluene	5.3 U	0.29	5.3	5	UG/KG
SW8260B/NONE	076SB-0065M-0001-SO	N	1	trans-1,3-Dichloropropene	5.3 U	0.57	5.3	5	UG/KG
SW8260B/NONE	076SB-0065M-0001-SO	N	1	Trichloroethene (TCE)	5.3 U	0.44	5.3	5	UG/KG
SW8260B/NONE	076SB-0065M-0001-SO	N	1	Vinyl Chloride	5.3 U	0.41	5.3	5	UG/KG
SW8260B/NONE	076SB-0065M-0001-SO	N	1	Xylenes, Total	11 U	0.71	11	10	UG/KG
SW8260B/NONE	076SB-0066M-0001-SO	N	1	1,2-Dichloroethene	9.1 U	0.7	9.1	5	UG/KG

Reporting Anomalies are cases where the reported RL exceeds that specified in the governing project document.

AUTOMATED DATA REVIEW SUMMARY for 240-17796-1_(76-SB,SS,SW)

Reporting Anomalies

SDG Name: 240-17796-1_(76-SB,SS,SW)

Test Leach	FieldSample ID	Type	Dilution	Analyte	Result	DL	RL	Project RL	Units
SW8270C/NONE	076SB-0023M-0001-SO	N	1	Cresols, m & p	400 U	20	400	300	UG/KG
SW8270C/NONE	076SB-0024M-0001-SO	N	2.5	2,4,6-Trichlorophenol	370 U	200	370	330	UG/KG
SW8270C/NONE	076SB-0024M-0001-SO	N	2.5	2,4-Dichlorophenol	370 U	50	370	330	UG/KG
SW8270C/NONE	076SB-0024M-0001-SO	N	2.5	2,4-Dimethylphenol	370 U	50	370	330	UG/KG
SW8270C/NONE	076SB-0024M-0001-SO	N	2.5	2,4-Dinitrophenol	820 U	200	820	800	UG/KG
SW8270C/NONE	076SB-0024M-0001-SO	N	2.5	2,4-Dinitrotoluene	500 U	67	500	330	UG/KG
SW8270C/NONE	076SB-0024M-0001-SO	N	2.5	2,6-Dinitrotoluene	500 U	52	500	330	UG/KG
SW8270C/NONE	076SB-0024M-0001-SO	N	2.5	2-Methylphenol (o-Cresol)	500 U	200	500	330	UG/KG
SW8270C/NONE	076SB-0024M-0001-SO	N	2.5	4-Chloro-3-Methylphenol	370 U	52	370	330	UG/KG
SW8270C/NONE	076SB-0024M-0001-SO	N	2.5	4-Chloroaniline	370 U	42	370	330	UG/KG
SW8270C/NONE	076SB-0024M-0001-SO	N	2.5	4-Nitrophenol	820 U	200	820	800	UG/KG
SW8270C/NONE	076SB-0024M-0001-SO	N	2.5	Benzoic acid	1600 U	830	1600	800	UG/KG
SW8270C/NONE	076SB-0024M-0001-SO	N	2.5	Benzyl alcohol	820 U	52	820	330	UG/KG
SW8270C/NONE	076SB-0024M-0001-SO	N	2.5	Carbazole	120 U	67	120	50	UG/KG
SW8270C/NONE	076SB-0024M-0001-SO	N	2.5	Cresols, m & p	990 U	50	990	300	UG/KG
SW8270C/NONE	076SB-0024M-0001-SO	N	2.5	Hexachlorocyclopentadiene	820 U	67	820	330	UG/KG
SW8270C/NONE	076SB-0025M-0001-SO	N	2.5	2,4,6-Trichlorophenol	380 U	200	380	330	UG/KG
SW8270C/NONE	076SB-0025M-0001-SO	N	2.5	2,4-Dichlorophenol	380 U	50	380	330	UG/KG
SW8270C/NONE	076SB-0025M-0001-SO	N	2.5	2,4-Dimethylphenol	380 U	50	380	330	UG/KG
SW8270C/NONE	076SB-0025M-0001-SO	N	2.5	2,4-Dinitrophenol	830 U	200	830	800	UG/KG
SW8270C/NONE	076SB-0025M-0001-SO	N	2.5	2,4-Dinitrotoluene	500 U	68	500	330	UG/KG
SW8270C/NONE	076SB-0025M-0001-SO	N	2.5	2,6-Dinitrotoluene	500 U	53	500	330	UG/KG
SW8270C/NONE	076SB-0025M-0001-SO	N	2.5	2-Methylphenol (o-Cresol)	500 U	200	500	330	UG/KG
SW8270C/NONE	076SB-0025M-0001-SO	N	2.5	4-Chloro-3-Methylphenol	380 U	53	380	330	UG/KG
SW8270C/NONE	076SB-0025M-0001-SO	N	2.5	4-Chloroaniline	380 U	43	380	330	UG/KG
SW8270C/NONE	076SB-0025M-0001-SO	N	2.5	4-Nitrophenol	830 U	200	830	800	UG/KG
SW8270C/NONE	076SB-0025M-0001-SO	N	2.5	Benzoic acid	1700 U	830	1700	800	UG/KG
SW8270C/NONE	076SB-0025M-0001-SO	N	2.5	Benzyl alcohol	830 U	53	830	330	UG/KG
SW8270C/NONE	076SB-0025M-0001-SO	N	2.5	Carbazole	130 U	68	130	50	UG/KG

Reporting Anomalies are cases where the reported RL exceeds that specified in the governing project document.

AUTOMATED DATA REVIEW SUMMARY for 240-17796-1_(76-SB,SS,SW)

Reporting Anomalies

SDG Name: 240-17796-1_(76-SB,SS,SW)

Test Leach	FieldSample ID	Type	Dilution	Analyte	Result	DL	RL	Project RL	Units
SW8270C/NONE	076SB-0025M-0001-SO	N	2.5	Cresols, m & p	1000 U	50	1000	300	UG/KG
SW8270C/NONE	076SB-0025M-0001-SO	N	2.5	Hexachlorocyclopentadiene	830 U	68	830	330	UG/KG
SW8270C/NONE	076SB-0026M-0001-SO	N	1	Carbazole	51 U	27	51	50	UG/KG
SW8270C/NONE	076SB-0026M-0001-SO	N	1	Cresols, m & p	410 U	20	410	300	UG/KG
SW8270C/NONE	076SB-0027M-0001-SO	N	1	Cresols, m & p	400 U	20	400	300	UG/KG
SW8270C/NONE	076SB-0028M-0001-SO	N	2.5	2,4,6-Trichlorophenol	380 U	200	380	330	UG/KG
SW8270C/NONE	076SB-0028M-0001-SO	N	2.5	2,4-Dichlorophenol	380 U	51	380	330	UG/KG
SW8270C/NONE	076SB-0028M-0001-SO	N	2.5	2,4-Dimethylphenol	380 U	51	380	330	UG/KG
SW8270C/NONE	076SB-0028M-0001-SO	N	2.5	2,4-Dinitrophenol	840 U	200	840	800	UG/KG
SW8270C/NONE	076SB-0028M-0001-SO	N	2.5	2,4-Dinitrotoluene	510 U	69	510	330	UG/KG
SW8270C/NONE	076SB-0028M-0001-SO	N	2.5	2,6-Dinitrotoluene	510 U	53	510	330	UG/KG
SW8270C/NONE	076SB-0028M-0001-SO	N	2.5	2-Methylphenol (o-Cresol)	510 U	200	510	330	UG/KG
SW8270C/NONE	076SB-0028M-0001-SO	N	2.5	4-Chloro-3-Methylphenol	380 U	53	380	330	UG/KG
SW8270C/NONE	076SB-0028M-0001-SO	N	2.5	4-Chloroaniline	380 U	43	380	330	UG/KG
SW8270C/NONE	076SB-0028M-0001-SO	N	2.5	4-Nitrophenol	840 U	200	840	800	UG/KG
SW8270C/NONE	076SB-0028M-0001-SO	N	2.5	Benzoic acid	1700 U	850	1700	800	UG/KG
SW8270C/NONE	076SB-0028M-0001-SO	N	2.5	Benzyl alcohol	840 U	53	840	330	UG/KG
SW8270C/NONE	076SB-0028M-0001-SO	N	2.5	Carbazole	130 U	69	130	50	UG/KG
SW8270C/NONE	076SB-0028M-0001-SO	N	2.5	Cresols, m & p	1000 U	51	1000	300	UG/KG
SW8270C/NONE	076SB-0028M-0001-SO	N	2.5	Hexachlorocyclopentadiene	840 U	69	840	330	UG/KG
SW8270C/NONE	076SB-0029M-0001-SO	N	1	Cresols, m & p	400 U	20	400	300	UG/KG
SW8270C/NONE	076SB-0044M-0001-SO	N	2.5	2,4,6-Trichlorophenol	370 U	200	370	330	UG/KG
SW8270C/NONE	076SB-0044M-0001-SO	N	2.5	2,4-Dichlorophenol	370 U	50	370	330	UG/KG
SW8270C/NONE	076SB-0044M-0001-SO	N	2.5	2,4-Dimethylphenol	370 U	50	370	330	UG/KG
SW8270C/NONE	076SB-0044M-0001-SO	N	2.5	2,4-Dinitrophenol	820 U	200	820	800	UG/KG
SW8270C/NONE	076SB-0044M-0001-SO	N	2.5	2,4-Dinitrotoluene	500 U	67	500	330	UG/KG
SW8270C/NONE	076SB-0044M-0001-SO	N	2.5	2,6-Dinitrotoluene	500 U	52	500	330	UG/KG
SW8270C/NONE	076SB-0044M-0001-SO	N	2.5	2-Methylphenol (o-Cresol)	500 U	200	500	330	UG/KG
SW8270C/NONE	076SB-0044M-0001-SO	N	2.5	4-Chloro-3-Methylphenol	370 U	52	370	330	UG/KG

Reporting Anomalies are cases where the reported RL exceeds that specified in the governing project document.

AUTOMATED DATA REVIEW SUMMARY for 240-17796-1_(76-SB,SS,SW)

Reporting Anomalies

SDG Name: 240-17796-1_(76-SB,SS,SW)

Test Leach	FieldSample ID	Type	Dilution	Analyte	Result	DL	RL	Project RL	Units
SW8270C/NONE	076SB-0044M-0001-SO	N	2.5	4-Chloroaniline	370 U	42	370	330	UG/KG
SW8270C/NONE	076SB-0044M-0001-SO	N	2.5	4-Nitrophenol	820 U	200	820	800	UG/KG
SW8270C/NONE	076SB-0044M-0001-SO	N	2.5	Benzoic acid	1600 U	830	1600	800	UG/KG
SW8270C/NONE	076SB-0044M-0001-SO	N	2.5	Benzyl alcohol	820 U	52	820	330	UG/KG
SW8270C/NONE	076SB-0044M-0001-SO	N	2.5	Carbazole	120 U	67	120	50	UG/KG
SW8270C/NONE	076SB-0044M-0001-SO	N	2.5	Cresols, m & p	1000 U	50	1000	300	UG/KG
SW8270C/NONE	076SB-0044M-0001-SO	N	2.5	Hexachlorocyclopentadiene	820 U	67	820	330	UG/KG
SW8270C/NONE	076SB-0045M-0001-SO	N	10	1,2,4-Trichlorobenzene	510 U	270	510	330	UG/KG
SW8270C/NONE	076SB-0045M-0001-SO	N	10	1,2-Dichlorobenzene	510 U	98	510	330	UG/KG
SW8270C/NONE	076SB-0045M-0001-SO	N	10	1,3-Dichlorobenzene	510 U	110	510	330	UG/KG
SW8270C/NONE	076SB-0045M-0001-SO	N	10	1,4-Dichlorobenzene	510 U	200	510	330	UG/KG
SW8270C/NONE	076SB-0045M-0001-SO	N	10	2,4,5-Trichlorophenol	1500 U	250	1500	800	UG/KG
SW8270C/NONE	076SB-0045M-0001-SO	N	10	2,4,6-Trichlorophenol	1500 U	810	1500	330	UG/KG
SW8270C/NONE	076SB-0045M-0001-SO	N	10	2,4-Dichlorophenol	1500 U	200	1500	330	UG/KG
SW8270C/NONE	076SB-0045M-0001-SO	N	10	2,4-Dimethylphenol	1500 U	200	1500	330	UG/KG
SW8270C/NONE	076SB-0045M-0001-SO	N	10	2,4-Dinitrophenol	3300 U	810	3300	800	UG/KG
SW8270C/NONE	076SB-0045M-0001-SO	N	10	2,4-Dinitrotoluene	2000 U	270	2000	330	UG/KG
SW8270C/NONE	076SB-0045M-0001-SO	N	10	2,6-Dinitrotoluene	2000 U	210	2000	330	UG/KG
SW8270C/NONE	076SB-0045M-0001-SO	N	10	2-Chloronaphthalene	510 U	33	510	330	UG/KG
SW8270C/NONE	076SB-0045M-0001-SO	N	10	2-Chlorophenol	510 U	270	510	330	UG/KG
SW8270C/NONE	076SB-0045M-0001-SO	N	10	2-Methylphenol (o-Cresol)	2000 U	810	2000	330	UG/KG
SW8270C/NONE	076SB-0045M-0001-SO	N	10	2-Nitroaniline	2000 U	92	2000	800	UG/KG
SW8270C/NONE	076SB-0045M-0001-SO	N	10	2-Nitrophenol	510 U	270	510	330	UG/KG
SW8270C/NONE	076SB-0045M-0001-SO	N	10	3,3'-Dichlorobenzidine	1000 U	180	1000	330	UG/KG
SW8270C/NONE	076SB-0045M-0001-SO	N	10	3-Nitroaniline	2000 U	160	2000	800	UG/KG
SW8270C/NONE	076SB-0045M-0001-SO	N	10	4,6-Dinitro-2-Methylphenol	1500 U	810	1500	800	UG/KG
SW8270C/NONE	076SB-0045M-0001-SO	N	10	4-Bromophenyl phenyl ether	510 U	130	510	330	UG/KG
SW8270C/NONE	076SB-0045M-0001-SO	N	10	4-Chloro-3-Methylphenol	1500 U	210	1500	330	UG/KG
SW8270C/NONE	076SB-0045M-0001-SO	N	10	4-Chloroaniline	1500 U	170	1500	330	UG/KG

Reporting Anomalies are cases where the reported RL exceeds that specified in the governing project document.

AUTOMATED DATA REVIEW SUMMARY for 240-17796-1_(76-SB,SS,SW)

Reporting Anomalies

SDG Name: 240-17796-1_(76-SB,SS,SW)

Test Leach	FieldSample ID	Type	Dilution	Analyte	Result	DL	RL	Project RL	Units
SW8270C/NONE	076SB-0045M-0001-SO	N	10	4-Chlorophenyl Phenyl Ether	510 U	130	510	330	UG/KG
SW8270C/NONE	076SB-0045M-0001-SO	N	10	4-Nitroaniline	2000 U	260	2000	800	UG/KG
SW8270C/NONE	076SB-0045M-0001-SO	N	10	4-Nitrophenol	3300 U	810	3300	800	UG/KG
SW8270C/NONE	076SB-0045M-0001-SO	N	10	Acenaphthene	68 U	33	68	50	UG/KG
SW8270C/NONE	076SB-0045M-0001-SO	N	10	Acenaphthylene	68 U	33	68	50	UG/KG
SW8270C/NONE	076SB-0045M-0001-SO	N	10	Anthracene	68 U	33	68	50	UG/KG
SW8270C/NONE	076SB-0045M-0001-SO	N	10	Benzo(a)anthracene	68 U	33	68	50	UG/KG
SW8270C/NONE	076SB-0045M-0001-SO	N	10	Benzo(a)pyrene	68 U	33	68	50	UG/KG
SW8270C/NONE	076SB-0045M-0001-SO	N	10	Benzo(b)fluoranthene	68 U	33	68	50	UG/KG
SW8270C/NONE	076SB-0045M-0001-SO	N	10	Benzo(g,h,i)perylene	68 U	33	68	50	UG/KG
SW8270C/NONE	076SB-0045M-0001-SO	N	10	Benzo(k)fluoranthene	68 U	33	68	50	UG/KG
SW8270C/NONE	076SB-0045M-0001-SO	N	10	Benzoic acid	6700 U	3400	6700	800	UG/KG
SW8270C/NONE	076SB-0045M-0001-SO	N	10	Benzyl alcohol	3300 U	210	3300	330	UG/KG
SW8270C/NONE	076SB-0045M-0001-SO	N	10	Benzyl butyl phthalate	510 U	100	510	330	UG/KG
SW8270C/NONE	076SB-0045M-0001-SO	N	10	bis(2-Chloroethoxy) Methane	1000 U	220	1000	330	UG/KG
SW8270C/NONE	076SB-0045M-0001-SO	N	10	bis(2-Chloroethyl) Ether (2-Chloroethyl Ether)	1000 U	20	1000	330	UG/KG
SW8270C/NONE	076SB-0045M-0001-SO	N	10	bis(2-Chloroisopropyl) Ether	1000 U	96	1000	330	UG/KG
SW8270C/NONE	076SB-0045M-0001-SO	N	10	Carbazole	510 U	270	510	50	UG/KG
SW8270C/NONE	076SB-0045M-0001-SO	N	10	Chrysene	68 U	11	68	50	UG/KG
SW8270C/NONE	076SB-0045M-0001-SO	N	10	Cresols, m & p	4100 U	200	4100	300	UG/KG
SW8270C/NONE	076SB-0045M-0001-SO	N	10	Dibenz(a,h)anthracene	68 U	33	68	50	UG/KG
SW8270C/NONE	076SB-0045M-0001-SO	N	10	Dibenzofuran	510 U	33	510	330	UG/KG
SW8270C/NONE	076SB-0045M-0001-SO	N	10	Diethyl Phthalate	510 U	160	510	330	UG/KG
SW8270C/NONE	076SB-0045M-0001-SO	N	10	Dimethyl Phthalate	510 U	170	510	330	UG/KG
SW8270C/NONE	076SB-0045M-0001-SO	N	10	Di-n-Butyl Phthalate	510 U	150	510	330	UG/KG
SW8270C/NONE	076SB-0045M-0001-SO	N	10	Di-n-Octylphthalate	510 U	270	510	330	UG/KG
SW8270C/NONE	076SB-0045M-0001-SO	N	10	Fluoranthene	68 U	33	68	50	UG/KG
SW8270C/NONE	076SB-0045M-0001-SO	N	10	Fluorene	68 U	33	68	50	UG/KG
SW8270C/NONE	076SB-0045M-0001-SO	N	10	Hexachlorobutadiene	510 U	270	510	330	UG/KG

Reporting Anomalies are cases where the reported RL exceeds that specified in the governing project document.

AUTOMATED DATA REVIEW SUMMARY for 240-17796-1_(76-SB,SS,SW)

Reporting Anomalies

SDG Name: 240-17796-1_(76-SB,SS,SW)

Test Leach	FieldSample ID	Type	Dilution	Analyte	Result	DL	RL	Project RL	Units
SW8270C/NONE	076SB-0045M-0001-SO	N	10	Hexachlorocyclopentadiene	3300 U	270	3300	330	UG/KG
SW8270C/NONE	076SB-0045M-0001-SO	N	10	Hexachloroethane	510 U	91	510	330	UG/KG
SW8270C/NONE	076SB-0045M-0001-SO	N	10	Indeno(1,2,3-c,d)pyrene	68 U	33	68	50	UG/KG
SW8270C/NONE	076SB-0045M-0001-SO	N	10	Isophorone	510 U	130	510	330	UG/KG
SW8270C/NONE	076SB-0045M-0001-SO	N	10	Naphthalene	68 U	33	68	50	UG/KG
SW8270C/NONE	076SB-0045M-0001-SO	N	10	Nitrobenzene	1000 U	22	1000	330	UG/KG
SW8270C/NONE	076SB-0045M-0001-SO	N	10	n-Nitrosodi-n-propylamine	510 U	270	510	330	UG/KG
SW8270C/NONE	076SB-0045M-0001-SO	N	10	Pentachlorophenol	1500 U	810	1500	800	UG/KG
SW8270C/NONE	076SB-0045M-0001-SO	N	10	Phenanthrene	68 U	33	68	50	UG/KG
SW8270C/NONE	076SB-0045M-0001-SO	N	10	Phenol	510 U	270	510	330	UG/KG
SW8270C/NONE	076SB-0045M-0001-SO	N	10	Pyrene	68 U	33	68	50	UG/KG
SW8270C/NONE	076SB-0046M-0001-SO	N	2.5	2,4,6-Trichlorophenol	380 U	200	380	330	UG/KG
SW8270C/NONE	076SB-0046M-0001-SO	N	2.5	2,4-Dichlorophenol	380 U	50	380	330	UG/KG
SW8270C/NONE	076SB-0046M-0001-SO	N	2.5	2,4-Dimethylphenol	380 U	50	380	330	UG/KG
SW8270C/NONE	076SB-0046M-0001-SO	N	2.5	2,4-Dinitrophenol	830 U	200	830	800	UG/KG
SW8270C/NONE	076SB-0046M-0001-SO	N	2.5	2,4-Dinitrotoluene	500 U	68	500	330	UG/KG
SW8270C/NONE	076SB-0046M-0001-SO	N	2.5	2,6-Dinitrotoluene	500 U	53	500	330	UG/KG
SW8270C/NONE	076SB-0046M-0001-SO	N	2.5	2-Methylphenol (o-Cresol)	500 U	200	500	330	UG/KG
SW8270C/NONE	076SB-0046M-0001-SO	N	2.5	4-Chloro-3-Methylphenol	380 U	53	380	330	UG/KG
SW8270C/NONE	076SB-0046M-0001-SO	N	2.5	4-Chloroaniline	380 U	43	380	330	UG/KG
SW8270C/NONE	076SB-0046M-0001-SO	N	2.5	4-Nitrophenol	830 U	200	830	800	UG/KG
SW8270C/NONE	076SB-0046M-0001-SO	N	2.5	Benzoic acid	1700 U	840	1700	800	UG/KG
SW8270C/NONE	076SB-0046M-0001-SO	N	2.5	Benzyl alcohol	830 U	53	830	330	UG/KG
SW8270C/NONE	076SB-0046M-0001-SO	N	2.5	Carbazole	130 U	68	130	50	UG/KG
SW8270C/NONE	076SB-0046M-0001-SO	N	2.5	Cresols, m & p	1000 U	50	1000	300	UG/KG
SW8270C/NONE	076SB-0046M-0001-SO	N	2.5	Hexachlorocyclopentadiene	830 U	68	830	330	UG/KG
SW8270C/NONE	076SB-0047M-0001-SO	N	10	1,2,4-Trichlorobenzene	500 U	270	500	330	UG/KG
SW8270C/NONE	076SB-0047M-0001-SO	N	10	1,2-Dichlorobenzene	500 U	98	500	330	UG/KG
SW8270C/NONE	076SB-0047M-0001-SO	N	10	1,3-Dichlorobenzene	500 U	110	500	330	UG/KG

Reporting Anomalies are cases where the reported RL exceeds that specified in the governing project document.

AUTOMATED DATA REVIEW SUMMARY for 240-17796-1_(76-SB,SS,SW)

Reporting Anomalies

SDG Name: 240-17796-1_(76-SB,SS,SW)

Test Leach	FieldSample ID	Type	Dilution	Analyte	Result	DL	RL	Project RL	Units
SW8270C/NONE	076SB-0047M-0001-SO	N	10	1,4-Dichlorobenzene	500 U	200	500	330	UG/KG
SW8270C/NONE	076SB-0047M-0001-SO	N	10	2,4,5-Trichlorophenol	1500 U	250	1500	800	UG/KG
SW8270C/NONE	076SB-0047M-0001-SO	N	10	2,4,6-Trichlorophenol	1500 U	810	1500	330	UG/KG
SW8270C/NONE	076SB-0047M-0001-SO	N	10	2,4-Dichlorophenol	1500 U	200	1500	330	UG/KG
SW8270C/NONE	076SB-0047M-0001-SO	N	10	2,4-Dimethylphenol	1500 U	200	1500	330	UG/KG
SW8270C/NONE	076SB-0047M-0001-SO	N	10	2,4-Dinitrophenol	3300 U	810	3300	800	UG/KG
SW8270C/NONE	076SB-0047M-0001-SO	N	10	2,4-Dinitrotoluene	2000 U	270	2000	330	UG/KG
SW8270C/NONE	076SB-0047M-0001-SO	N	10	2,6-Dinitrotoluene	2000 U	210	2000	330	UG/KG
SW8270C/NONE	076SB-0047M-0001-SO	N	10	2-Chloronaphthalene	500 U	33	500	330	UG/KG
SW8270C/NONE	076SB-0047M-0001-SO	N	10	2-Chlorophenol	500 U	270	500	330	UG/KG
SW8270C/NONE	076SB-0047M-0001-SO	N	10	2-Methylphenol (o-Cresol)	2000 U	810	2000	330	UG/KG
SW8270C/NONE	076SB-0047M-0001-SO	N	10	2-Nitroaniline	2000 U	92	2000	800	UG/KG
SW8270C/NONE	076SB-0047M-0001-SO	N	10	2-Nitrophenol	500 U	270	500	330	UG/KG
SW8270C/NONE	076SB-0047M-0001-SO	N	10	3,3'-Dichlorobenzidine	1000 U	180	1000	330	UG/KG
SW8270C/NONE	076SB-0047M-0001-SO	N	10	3-Nitroaniline	2000 U	160	2000	800	UG/KG
SW8270C/NONE	076SB-0047M-0001-SO	N	10	4,6-Dinitro-2-Methylphenol	1500 U	810	1500	800	UG/KG
SW8270C/NONE	076SB-0047M-0001-SO	N	10	4-Bromophenyl phenyl ether	500 U	130	500	330	UG/KG
SW8270C/NONE	076SB-0047M-0001-SO	N	10	4-Chloro-3-Methylphenol	1500 U	210	1500	330	UG/KG
SW8270C/NONE	076SB-0047M-0001-SO	N	10	4-Chloroaniline	1500 U	170	1500	330	UG/KG
SW8270C/NONE	076SB-0047M-0001-SO	N	10	4-Chlorophenyl Phenyl Ether	500 U	130	500	330	UG/KG
SW8270C/NONE	076SB-0047M-0001-SO	N	10	4-Nitroaniline	2000 U	260	2000	800	UG/KG
SW8270C/NONE	076SB-0047M-0001-SO	N	10	4-Nitrophenol	3300 U	810	3300	800	UG/KG
SW8270C/NONE	076SB-0047M-0001-SO	N	10	Acenaphthene	67 U	33	67	50	UG/KG
SW8270C/NONE	076SB-0047M-0001-SO	N	10	Acenaphthylene	67 U	33	67	50	UG/KG
SW8270C/NONE	076SB-0047M-0001-SO	N	10	Anthracene	67 U	33	67	50	UG/KG
SW8270C/NONE	076SB-0047M-0001-SO	N	10	Benzo(a)anthracene	67 U	33	67	50	UG/KG
SW8270C/NONE	076SB-0047M-0001-SO	N	10	Benzo(a)pyrene	67 U	33	67	50	UG/KG
SW8270C/NONE	076SB-0047M-0001-SO	N	10	Benzo(b)fluoranthene	67 U	33	67	50	UG/KG
SW8270C/NONE	076SB-0047M-0001-SO	N	10	Benzo(g,h,i)perylene	67 U	33	67	50	UG/KG

Reporting Anomalies are cases where the reported RL exceeds that specified in the governing project document.

AUTOMATED DATA REVIEW SUMMARY for 240-17796-1_(76-SB,SS,SW)

Reporting Anomalies

SDG Name: 240-17796-1_(76-SB,SS,SW)

Test Leach	FieldSample ID	Type	Dilution	Analyte	Result	DL	RL	Project RL	Units
SW8270C/NONE	076SB-0047M-0001-SO	N	10	Benzo(k)fluoranthene	67 U	33	67	50	UG/KG
SW8270C/NONE	076SB-0047M-0001-SO	N	10	Benzoic acid	6600 U	3400	6600	800	UG/KG
SW8270C/NONE	076SB-0047M-0001-SO	N	10	Benzyl alcohol	3300 U	210	3300	330	UG/KG
SW8270C/NONE	076SB-0047M-0001-SO	N	10	Benzyl butyl phthalate	500 U	100	500	330	UG/KG
SW8270C/NONE	076SB-0047M-0001-SO	N	10	bis(2-Chloroethoxy) Methane	1000 U	220	1000	330	UG/KG
SW8270C/NONE	076SB-0047M-0001-SO	N	10	bis(2-Chloroethyl) Ether (2-Chloroethyl Ether)	1000 U	20	1000	330	UG/KG
SW8270C/NONE	076SB-0047M-0001-SO	N	10	bis(2-Chloroisopropyl) Ether	1000 U	96	1000	330	UG/KG
SW8270C/NONE	076SB-0047M-0001-SO	N	10	Carbazole	500 U	270	500	50	UG/KG
SW8270C/NONE	076SB-0047M-0001-SO	N	10	Chrysene	67 U	11	67	50	UG/KG
SW8270C/NONE	076SB-0047M-0001-SO	N	10	Cresols, m & p	4000 U	200	4000	300	UG/KG
SW8270C/NONE	076SB-0047M-0001-SO	N	10	Dibenz(a,h)anthracene	67 U	33	67	50	UG/KG
SW8270C/NONE	076SB-0047M-0001-SO	N	10	Dibenzofuran	500 U	33	500	330	UG/KG
SW8270C/NONE	076SB-0047M-0001-SO	N	10	Diethyl Phthalate	500 U	160	500	330	UG/KG
SW8270C/NONE	076SB-0047M-0001-SO	N	10	Dimethyl Phthalate	500 U	170	500	330	UG/KG
SW8270C/NONE	076SB-0047M-0001-SO	N	10	Di-n-Butyl Phthalate	500 U	150	500	330	UG/KG
SW8270C/NONE	076SB-0047M-0001-SO	N	10	Di-n-Octylphthalate	500 U	270	500	330	UG/KG
SW8270C/NONE	076SB-0047M-0001-SO	N	10	Fluoranthene	67 U	33	67	50	UG/KG
SW8270C/NONE	076SB-0047M-0001-SO	N	10	Fluorene	67 U	33	67	50	UG/KG
SW8270C/NONE	076SB-0047M-0001-SO	N	10	Hexachlorobutadiene	500 U	270	500	330	UG/KG
SW8270C/NONE	076SB-0047M-0001-SO	N	10	Hexachlorocyclopentadiene	3300 U	270	3300	330	UG/KG
SW8270C/NONE	076SB-0047M-0001-SO	N	10	Hexachloroethane	500 U	91	500	330	UG/KG
SW8270C/NONE	076SB-0047M-0001-SO	N	10	Indeno(1,2,3-c,d)pyrene	67 U	33	67	50	UG/KG
SW8270C/NONE	076SB-0047M-0001-SO	N	10	Isophorone	500 U	130	500	330	UG/KG
SW8270C/NONE	076SB-0047M-0001-SO	N	10	Naphthalene	67 U	33	67	50	UG/KG
SW8270C/NONE	076SB-0047M-0001-SO	N	10	Nitrobenzene	1000 U	22	1000	330	UG/KG
SW8270C/NONE	076SB-0047M-0001-SO	N	10	n-Nitrosodi-n-propylamine	500 U	270	500	330	UG/KG
SW8270C/NONE	076SB-0047M-0001-SO	N	10	Pentachlorophenol	1500 U	810	1500	800	UG/KG
SW8270C/NONE	076SB-0047M-0001-SO	N	10	Phenanthrene	67 U	33	67	50	UG/KG
SW8270C/NONE	076SB-0047M-0001-SO	N	10	Phenol	500 U	270	500	330	UG/KG

Reporting Anomalies are cases where the reported RL exceeds that specified in the governing project document.

AUTOMATED DATA REVIEW SUMMARY for 240-17796-1_(76-SB,SS,SW)

Reporting Anomalies

SDG Name: 240-17796-1_(76-SB,SS,SW)

Test Leach	FieldSample ID	Type	Dilution	Analyte	Result	DL	RL	Project RL	Units
SW8270C/NONE	076SB-0047M-0001-SO	N	10	Pyrene	67 U	33	67	50	UG/KG
SW8270C/NONE	076SB-0048M-0001-SO	FD	1	Cresols, m & p	400 U	20	400	300	UG/KG
SW8270C/NONE	076SB-0049M-0001-SO	N	10	1,2,4-Trichlorobenzene	500 U	270	500	330	UG/KG
SW8270C/NONE	076SB-0049M-0001-SO	N	10	1,2-Dichlorobenzene	500 U	97	500	330	UG/KG
SW8270C/NONE	076SB-0049M-0001-SO	N	10	1,3-Dichlorobenzene	500 U	110	500	330	UG/KG
SW8270C/NONE	076SB-0049M-0001-SO	N	10	1,4-Dichlorobenzene	500 U	200	500	330	UG/KG
SW8270C/NONE	076SB-0049M-0001-SO	N	10	2,4,5-Trichlorophenol	1500 U	250	1500	800	UG/KG
SW8270C/NONE	076SB-0049M-0001-SO	N	10	2,4,6-Trichlorophenol	1500 U	800	1500	330	UG/KG
SW8270C/NONE	076SB-0049M-0001-SO	N	10	2,4-Dichlorophenol	1500 U	200	1500	330	UG/KG
SW8270C/NONE	076SB-0049M-0001-SO	N	10	2,4-Dimethylphenol	1500 U	200	1500	330	UG/KG
SW8270C/NONE	076SB-0049M-0001-SO	N	10	2,4-Dinitrophenol	3300 U	800	3300	800	UG/KG
SW8270C/NONE	076SB-0049M-0001-SO	N	10	2,4-Dinitrotoluene	2000 U	270	2000	330	UG/KG
SW8270C/NONE	076SB-0049M-0001-SO	N	10	2,6-Dinitrotoluene	2000 U	210	2000	330	UG/KG
SW8270C/NONE	076SB-0049M-0001-SO	N	10	2-Chloronaphthalene	500 U	33	500	330	UG/KG
SW8270C/NONE	076SB-0049M-0001-SO	N	10	2-Chlorophenol	500 U	270	500	330	UG/KG
SW8270C/NONE	076SB-0049M-0001-SO	N	10	2-Methylphenol (o-Cresol)	2000 U	800	2000	330	UG/KG
SW8270C/NONE	076SB-0049M-0001-SO	N	10	2-Nitroaniline	2000 U	91	2000	800	UG/KG
SW8270C/NONE	076SB-0049M-0001-SO	N	10	2-Nitrophenol	500 U	270	500	330	UG/KG
SW8270C/NONE	076SB-0049M-0001-SO	N	10	3,3'-Dichlorobenzidine	1000 U	180	1000	330	UG/KG
SW8270C/NONE	076SB-0049M-0001-SO	N	10	3-Nitroaniline	2000 U	160	2000	800	UG/KG
SW8270C/NONE	076SB-0049M-0001-SO	N	10	4,6-Dinitro-2-Methylphenol	1500 U	800	1500	800	UG/KG
SW8270C/NONE	076SB-0049M-0001-SO	N	10	4-Bromophenyl phenyl ether	500 U	130	500	330	UG/KG
SW8270C/NONE	076SB-0049M-0001-SO	N	10	4-Chloro-3-Methylphenol	1500 U	210	1500	330	UG/KG
SW8270C/NONE	076SB-0049M-0001-SO	N	10	4-Chloroaniline	1500 U	170	1500	330	UG/KG
SW8270C/NONE	076SB-0049M-0001-SO	N	10	4-Chlorophenyl Phenyl Ether	500 U	130	500	330	UG/KG
SW8270C/NONE	076SB-0049M-0001-SO	N	10	4-Nitroaniline	2000 U	260	2000	800	UG/KG
SW8270C/NONE	076SB-0049M-0001-SO	N	10	4-Nitrophenol	3300 U	800	3300	800	UG/KG
SW8270C/NONE	076SB-0049M-0001-SO	N	10	Acenaphthene	67 U	33	67	50	UG/KG
SW8270C/NONE	076SB-0049M-0001-SO	N	10	Acenaphthylene	67 U	33	67	50	UG/KG

Reporting Anomalies are cases where the reported RL exceeds that specified in the governing project document.

AUTOMATED DATA REVIEW SUMMARY for 240-17796-1_(76-SB,SS,SW)

Reporting Anomalies

SDG Name: 240-17796-1_(76-SB,SS,SW)

Test Leach	FieldSample ID	Type	Dilution	Analyte	Result	DL	RL	Project RL	Units
SW8270C/NONE	076SB-0049M-0001-SO	N	10	Anthracene	67 U	33	67	50	UG/KG
SW8270C/NONE	076SB-0049M-0001-SO	N	10	Benzo(a)anthracene	67 U	33	67	50	UG/KG
SW8270C/NONE	076SB-0049M-0001-SO	N	10	Benzo(a)pyrene	67 U	33	67	50	UG/KG
SW8270C/NONE	076SB-0049M-0001-SO	N	10	Benzo(b)fluoranthene	67 U	33	67	50	UG/KG
SW8270C/NONE	076SB-0049M-0001-SO	N	10	Benzo(g,h,i)perylene	67 U	33	67	50	UG/KG
SW8270C/NONE	076SB-0049M-0001-SO	N	10	Benzo(k)fluoranthene	67 U	33	67	50	UG/KG
SW8270C/NONE	076SB-0049M-0001-SO	N	10	Benzoic acid	6600 U	3300	6600	800	UG/KG
SW8270C/NONE	076SB-0049M-0001-SO	N	10	Benzyl alcohol	3300 U	210	3300	330	UG/KG
SW8270C/NONE	076SB-0049M-0001-SO	N	10	Benzyl butyl phthalate	500 U	100	500	330	UG/KG
SW8270C/NONE	076SB-0049M-0001-SO	N	10	bis(2-Chloroethoxy) Methane	1000 U	220	1000	330	UG/KG
SW8270C/NONE	076SB-0049M-0001-SO	N	10	bis(2-Chloroethyl) Ether (2-Chloroethyl Ether)	1000 U	20	1000	330	UG/KG
SW8270C/NONE	076SB-0049M-0001-SO	N	10	bis(2-Chloroisopropyl) Ether	1000 U	95	1000	330	UG/KG
SW8270C/NONE	076SB-0049M-0001-SO	N	10	Carbazole	500 U	270	500	50	UG/KG
SW8270C/NONE	076SB-0049M-0001-SO	N	10	Chrysene	67 U	11	67	50	UG/KG
SW8270C/NONE	076SB-0049M-0001-SO	N	10	Cresols, m & p	4000 U	200	4000	300	UG/KG
SW8270C/NONE	076SB-0049M-0001-SO	N	10	Dibenz(a,h)anthracene	67 U	33	67	50	UG/KG
SW8270C/NONE	076SB-0049M-0001-SO	N	10	Dibenzofuran	500 U	33	500	330	UG/KG
SW8270C/NONE	076SB-0049M-0001-SO	N	10	Diethyl Phthalate	500 U	160	500	330	UG/KG
SW8270C/NONE	076SB-0049M-0001-SO	N	10	Dimethyl Phthalate	500 U	170	500	330	UG/KG
SW8270C/NONE	076SB-0049M-0001-SO	N	10	Di-n-Butyl Phthalate	500 U	150	500	330	UG/KG
SW8270C/NONE	076SB-0049M-0001-SO	N	10	Di-n-Octylphthalate	500 U	270	500	330	UG/KG
SW8270C/NONE	076SB-0049M-0001-SO	N	10	Fluoranthene	67 U	33	67	50	UG/KG
SW8270C/NONE	076SB-0049M-0001-SO	N	10	Fluorene	67 U	33	67	50	UG/KG
SW8270C/NONE	076SB-0049M-0001-SO	N	10	Hexachlorobutadiene	500 U	270	500	330	UG/KG
SW8270C/NONE	076SB-0049M-0001-SO	N	10	Hexachlorocyclopentadiene	3300 U	270	3300	330	UG/KG
SW8270C/NONE	076SB-0049M-0001-SO	N	10	Hexachloroethane	500 U	90	500	330	UG/KG
SW8270C/NONE	076SB-0049M-0001-SO	N	10	Indeno(1,2,3-c,d)pyrene	67 U	33	67	50	UG/KG
SW8270C/NONE	076SB-0049M-0001-SO	N	10	Isophorone	500 U	130	500	330	UG/KG
SW8270C/NONE	076SB-0049M-0001-SO	N	10	Naphthalene	67 U	33	67	50	UG/KG

Reporting Anomalies are cases where the reported RL exceeds that specified in the governing project document.

AUTOMATED DATA REVIEW SUMMARY for 240-17796-1_(76-SB,SS,SW)

Reporting Anomalies

SDG Name: 240-17796-1_(76-SB,SS,SW)

Test Leach	FieldSample ID	Type	Dilution	Analyte	Result	DL	RL	Project RL	Units
SW8270C/NONE	076SB-0049M-0001-SO	N	10	Nitrobenzene	1000 U	22	1000	330	UG/KG
SW8270C/NONE	076SB-0049M-0001-SO	N	10	n-Nitrosodi-n-propylamine	500 U	270	500	330	UG/KG
SW8270C/NONE	076SB-0049M-0001-SO	N	10	Pentachlorophenol	1500 U	800	1500	800	UG/KG
SW8270C/NONE	076SB-0049M-0001-SO	N	10	Phenanthrene	67 U	33	67	50	UG/KG
SW8270C/NONE	076SB-0049M-0001-SO	N	10	Phenol	500 U	270	500	330	UG/KG
SW8270C/NONE	076SB-0049M-0001-SO	N	10	Pyrene	67 U	33	67	50	UG/KG
SW8270C/NONE	076SB-0050M-0001-SO	N	2.5	2,4,6-Trichlorophenol	370 U	200	370	330	UG/KG
SW8270C/NONE	076SB-0050M-0001-SO	N	2.5	2,4-Dichlorophenol	370 U	49	370	330	UG/KG
SW8270C/NONE	076SB-0050M-0001-SO	N	2.5	2,4-Dimethylphenol	370 U	49	370	330	UG/KG
SW8270C/NONE	076SB-0050M-0001-SO	N	2.5	2,4-Dinitrophenol	810 U	200	810	800	UG/KG
SW8270C/NONE	076SB-0050M-0001-SO	N	2.5	2,4-Dinitrotoluene	490 U	67	490	330	UG/KG
SW8270C/NONE	076SB-0050M-0001-SO	N	2.5	2,6-Dinitrotoluene	490 U	52	490	330	UG/KG
SW8270C/NONE	076SB-0050M-0001-SO	N	2.5	2-Methylphenol (o-Cresol)	490 U	200	490	330	UG/KG
SW8270C/NONE	076SB-0050M-0001-SO	N	2.5	4-Chloro-3-Methylphenol	370 U	52	370	330	UG/KG
SW8270C/NONE	076SB-0050M-0001-SO	N	2.5	4-Chloroaniline	370 U	42	370	330	UG/KG
SW8270C/NONE	076SB-0050M-0001-SO	N	2.5	4-Nitrophenol	810 U	200	810	800	UG/KG
SW8270C/NONE	076SB-0050M-0001-SO	N	2.5	Benzoic acid	1600 U	820	1600	800	UG/KG
SW8270C/NONE	076SB-0050M-0001-SO	N	2.5	Benzyl alcohol	810 U	52	810	330	UG/KG
SW8270C/NONE	076SB-0050M-0001-SO	N	2.5	Carbazole	120 U	67	120	50	UG/KG
SW8270C/NONE	076SB-0050M-0001-SO	N	2.5	Cresols, m & p	990 U	49	990	300	UG/KG
SW8270C/NONE	076SB-0050M-0001-SO	N	2.5	Hexachlorocyclopentadiene	810 U	67	810	330	UG/KG
SW8270C/NONE	076SB-0051M-0001-SO	N	1	Benzoic acid	830 U	420	830	800	UG/KG
SW8270C/NONE	076SB-0051M-0001-SO	N	1	Benzyl alcohol	410 U	26	410	330	UG/KG
SW8270C/NONE	076SB-0051M-0001-SO	N	1	Carbazole	63 U	34	63	50	UG/KG
SW8270C/NONE	076SB-0051M-0001-SO	N	1	Cresols, m & p	500 U	25	500	300	UG/KG
SW8270C/NONE	076SB-0051M-0001-SO	N	1	Hexachlorocyclopentadiene	410 U	34	410	330	UG/KG
SW8270C/NONE	076SB-0053M-0001-SO	N	2.5	2,4,6-Trichlorophenol	380 U	200	380	330	UG/KG
SW8270C/NONE	076SB-0053M-0001-SO	N	2.5	2,4-Dichlorophenol	380 U	50	380	330	UG/KG
SW8270C/NONE	076SB-0053M-0001-SO	N	2.5	2,4-Dimethylphenol	380 U	50	380	330	UG/KG

Reporting Anomalies are cases where the reported RL exceeds that specified in the governing project document.

AUTOMATED DATA REVIEW SUMMARY for 240-17796-1_(76-SB,SS,SW)

Reporting Anomalies

SDG Name: 240-17796-1_(76-SB,SS,SW)

Test Leach	FieldSample ID	Type	Dilution	Analyte	Result	DL	RL	Project RL	Units
SW8270C/NONE	076SB-0053M-0001-SO	N	2.5	2,4-Dinitrophenol	830 U	200	830	800	UG/KG
SW8270C/NONE	076SB-0053M-0001-SO	N	2.5	2,4-Dinitrotoluene	500 U	68	500	330	UG/KG
SW8270C/NONE	076SB-0053M-0001-SO	N	2.5	2,6-Dinitrotoluene	500 U	53	500	330	UG/KG
SW8270C/NONE	076SB-0053M-0001-SO	N	2.5	2-Methylphenol (o-Cresol)	500 U	200	500	330	UG/KG
SW8270C/NONE	076SB-0053M-0001-SO	N	2.5	4-Chloro-3-Methylphenol	380 U	53	380	330	UG/KG
SW8270C/NONE	076SB-0053M-0001-SO	N	2.5	4-Chloroaniline	380 U	43	380	330	UG/KG
SW8270C/NONE	076SB-0053M-0001-SO	N	2.5	4-Nitrophenol	830 U	200	830	800	UG/KG
SW8270C/NONE	076SB-0053M-0001-SO	N	2.5	Benzoic acid	1700 U	830	1700	800	UG/KG
SW8270C/NONE	076SB-0053M-0001-SO	N	2.5	Benzyl alcohol	830 U	53	830	330	UG/KG
SW8270C/NONE	076SB-0053M-0001-SO	N	2.5	Carbazole	130 U	68	130	50	UG/KG
SW8270C/NONE	076SB-0053M-0001-SO	N	2.5	Cresols, m & p	1000 U	50	1000	300	UG/KG
SW8270C/NONE	076SB-0053M-0001-SO	N	2.5	Hexachlorocyclopentadiene	830 U	68	830	330	UG/KG
SW8270C/NONE	076SB-0054M-0001-SO	N	5	2,4,6-Trichlorophenol	760 U	410	760	330	UG/KG
SW8270C/NONE	076SB-0054M-0001-SO	N	5	2,4-Dichlorophenol	760 U	100	760	330	UG/KG
SW8270C/NONE	076SB-0054M-0001-SO	N	5	2,4-Dimethylphenol	760 U	100	760	330	UG/KG
SW8270C/NONE	076SB-0054M-0001-SO	N	5	2,4-Dinitrophenol	1700 UJ	410	1700	800	UG/KG
SW8270C/NONE	076SB-0054M-0001-SO	N	5	2,4-Dinitrotoluene	1000 U	140	1000	330	UG/KG
SW8270C/NONE	076SB-0054M-0001-SO	N	5	2,6-Dinitrotoluene	1000 U	110	1000	330	UG/KG
SW8270C/NONE	076SB-0054M-0001-SO	N	5	2-Methylphenol (o-Cresol)	1000 U	410	1000	330	UG/KG
SW8270C/NONE	076SB-0054M-0001-SO	N	5	2-Nitroaniline	1000 U	46	1000	800	UG/KG
SW8270C/NONE	076SB-0054M-0001-SO	N	5	3,3'-Dichlorobenzidine	510 U	91	510	330	UG/KG
SW8270C/NONE	076SB-0054M-0001-SO	N	5	3-Nitroaniline	1000 U	81	1000	800	UG/KG
SW8270C/NONE	076SB-0054M-0001-SO	N	5	4-Chloro-3-Methylphenol	760 U	110	760	330	UG/KG
SW8270C/NONE	076SB-0054M-0001-SO	N	5	4-Chloroaniline	760 U	86	760	330	UG/KG
SW8270C/NONE	076SB-0054M-0001-SO	N	5	4-Nitroaniline	1000 U	130	1000	800	UG/KG
SW8270C/NONE	076SB-0054M-0001-SO	N	5	4-Nitrophenol	1700 U	410	1700	800	UG/KG
SW8270C/NONE	076SB-0054M-0001-SO	N	5	Benzoic acid	3300 U	1700	3300	800	UG/KG
SW8270C/NONE	076SB-0054M-0001-SO	N	5	Benzyl alcohol	1700 U	110	1700	330	UG/KG
SW8270C/NONE	076SB-0054M-0001-SO	N	5	bis(2-Chloroethoxy) Methane	510 U	110	510	330	UG/KG

Reporting Anomalies are cases where the reported RL exceeds that specified in the governing project document.

AUTOMATED DATA REVIEW SUMMARY for 240-17796-1_(76-SB,SS,SW)

Reporting Anomalies

SDG Name: 240-17796-1_(76-SB,SS,SW)

Test Leach	FieldSample ID	Type	Dilution	Analyte	Result	DL	RL	Project RL	Units
SW8270C/NONE	076SB-0054M-0001-SO	N	5	bis(2-Chloroethyl) Ether (2-Chloroethyl Ether)	510 U	10	510	330	UG/KG
SW8270C/NONE	076SB-0054M-0001-SO	N	5	bis(2-Chloroisopropyl) Ether	510 U	48	510	330	UG/KG
SW8270C/NONE	076SB-0054M-0001-SO	N	5	Carbazole	250 U	140	250	50	UG/KG
SW8270C/NONE	076SB-0054M-0001-SO	N	5	Cresols, m & p	2000 U	100	2000	300	UG/KG
SW8270C/NONE	076SB-0054M-0001-SO	N	5	Hexachlorocyclopentadiene	1700 U	140	1700	330	UG/KG
SW8270C/NONE	076SB-0054M-0001-SO	N	5	Nitrobenzene	510 U	11	510	330	UG/KG
SW8270C/NONE	076SB-0055M-0001-SO	N	5	2,4,6-Trichlorophenol	750 U	400	750	330	UG/KG
SW8270C/NONE	076SB-0055M-0001-SO	N	5	2,4-Dichlorophenol	750 U	100	750	330	UG/KG
SW8270C/NONE	076SB-0055M-0001-SO	N	5	2,4-Dimethylphenol	750 U	100	750	330	UG/KG
SW8270C/NONE	076SB-0055M-0001-SO	N	5	2,4-Dinitrophenol	1700 UJ	400	1700	800	UG/KG
SW8270C/NONE	076SB-0055M-0001-SO	N	5	2,4-Dinitrotoluene	1000 U	140	1000	330	UG/KG
SW8270C/NONE	076SB-0055M-0001-SO	N	5	2,6-Dinitrotoluene	1000 U	110	1000	330	UG/KG
SW8270C/NONE	076SB-0055M-0001-SO	N	5	2-Methylphenol (o-Cresol)	1000 U	400	1000	330	UG/KG
SW8270C/NONE	076SB-0055M-0001-SO	N	5	2-Nitroaniline	1000 U	46	1000	800	UG/KG
SW8270C/NONE	076SB-0055M-0001-SO	N	5	3,3'-Dichlorobenzidine	500 U	90	500	330	UG/KG
SW8270C/NONE	076SB-0055M-0001-SO	N	5	3-Nitroaniline	1000 U	80	1000	800	UG/KG
SW8270C/NONE	076SB-0055M-0001-SO	N	5	4-Chloro-3-Methylphenol	750 U	110	750	330	UG/KG
SW8270C/NONE	076SB-0055M-0001-SO	N	5	4-Chloroaniline	750 U	85	750	330	UG/KG
SW8270C/NONE	076SB-0055M-0001-SO	N	5	4-Nitroaniline	1000 U	130	1000	800	UG/KG
SW8270C/NONE	076SB-0055M-0001-SO	N	5	4-Nitrophenol	1700 U	400	1700	800	UG/KG
SW8270C/NONE	076SB-0055M-0001-SO	N	5	Benzoic acid	3300 U	1700	3300	800	UG/KG
SW8270C/NONE	076SB-0055M-0001-SO	N	5	Benzyl alcohol	1700 U	110	1700	330	UG/KG
SW8270C/NONE	076SB-0055M-0001-SO	N	5	bis(2-Chloroethoxy) Methane	500 U	110	500	330	UG/KG
SW8270C/NONE	076SB-0055M-0001-SO	N	5	bis(2-Chloroethyl) Ether (2-Chloroethyl Ether)	500 U	10	500	330	UG/KG
SW8270C/NONE	076SB-0055M-0001-SO	N	5	bis(2-Chloroisopropyl) Ether	500 U	48	500	330	UG/KG
SW8270C/NONE	076SB-0055M-0001-SO	N	5	Carbazole	250 U	140	250	50	UG/KG
SW8270C/NONE	076SB-0055M-0001-SO	N	5	Cresols, m & p	2000 U	100	2000	300	UG/KG
SW8270C/NONE	076SB-0055M-0001-SO	N	5	Hexachlorocyclopentadiene	1700 U	140	1700	330	UG/KG
SW8270C/NONE	076SB-0055M-0001-SO	N	5	Nitrobenzene	500 U	11	500	330	UG/KG

Reporting Anomalies are cases where the reported RL exceeds that specified in the governing project document.

AUTOMATED DATA REVIEW SUMMARY for 240-17796-1_(76-SB,SS,SW)

Reporting Anomalies

SDG Name: 240-17796-1_(76-SB,SS,SW)

Test Leach	FieldSample ID	Type	Dilution	Analyte	Result	DL	RL	Project RL	Units
SW8270C/NONE	076SB-0056M-0001-SO	N	1	Carbazole	51 U	27	51	50	UG/KG
SW8270C/NONE	076SB-0056M-0001-SO	N	1	Cresols, m & p	400 U	20	400	300	UG/KG
SW8270C/NONE	076SB-0057M-0001-SO	N	1	Carbazole	51 U	27	51	50	UG/KG
SW8270C/NONE	076SB-0057M-0001-SO	N	1	Cresols, m & p	400 U	20	400	300	UG/KG
SW8270C/NONE	076SB-0058M-0001-SO	N	1	Cresols, m & p	400 U	20	400	300	UG/KG
SW8270C/NONE	076SB-0059M-0001-SO	N	1	Benzyl alcohol	340 U	21	340	330	UG/KG
SW8270C/NONE	076SB-0059M-0001-SO	N	1	Carbazole	51 U	27	51	50	UG/KG
SW8270C/NONE	076SB-0059M-0001-SO	N	1	Cresols, m & p	410 U	20	410	300	UG/KG
SW8270C/NONE	076SB-0059M-0001-SO	N	1	Hexachlorocyclopentadiene	340 U	27	340	330	UG/KG
SW8270C/NONE	076SB-0060M-0001-SO	N	5	2,4,6-Trichlorophenol	760 U	410	760	330	UG/KG
SW8270C/NONE	076SB-0060M-0001-SO	N	5	2,4-Dichlorophenol	760 U	100	760	330	UG/KG
SW8270C/NONE	076SB-0060M-0001-SO	N	5	2,4-Dimethylphenol	760 U	100	760	330	UG/KG
SW8270C/NONE	076SB-0060M-0001-SO	N	5	2,4-Dinitrophenol	1700 UJ	410	1700	800	UG/KG
SW8270C/NONE	076SB-0060M-0001-SO	N	5	2,4-Dinitrotoluene	1000 U	140	1000	330	UG/KG
SW8270C/NONE	076SB-0060M-0001-SO	N	5	2,6-Dinitrotoluene	1000 U	110	1000	330	UG/KG
SW8270C/NONE	076SB-0060M-0001-SO	N	5	2-Methylphenol (o-Cresol)	1000 U	410	1000	330	UG/KG
SW8270C/NONE	076SB-0060M-0001-SO	N	5	2-Nitroaniline	1000 U	46	1000	800	UG/KG
SW8270C/NONE	076SB-0060M-0001-SO	N	5	3,3'-Dichlorobenzidine	510 U	91	510	330	UG/KG
SW8270C/NONE	076SB-0060M-0001-SO	N	5	3-Nitroaniline	1000 U	81	1000	800	UG/KG
SW8270C/NONE	076SB-0060M-0001-SO	N	5	4-Chloro-3-Methylphenol	760 U	110	760	330	UG/KG
SW8270C/NONE	076SB-0060M-0001-SO	N	5	4-Chloroaniline	760 U	86	760	330	UG/KG
SW8270C/NONE	076SB-0060M-0001-SO	N	5	4-Nitroaniline	1000 U	130	1000	800	UG/KG
SW8270C/NONE	076SB-0060M-0001-SO	N	5	4-Nitrophenol	1700 U	410	1700	800	UG/KG
SW8270C/NONE	076SB-0060M-0001-SO	N	5	Benzoic acid	3400 U	1700	3400	800	UG/KG
SW8270C/NONE	076SB-0060M-0001-SO	N	5	Benzyl alcohol	1700 U	110	1700	330	UG/KG
SW8270C/NONE	076SB-0060M-0001-SO	N	5	bis(2-Chloroethoxy) Methane	510 U	110	510	330	UG/KG
SW8270C/NONE	076SB-0060M-0001-SO	N	5	bis(2-Chloroethyl) Ether (2-Chloroethyl Ether)	510 U	10	510	330	UG/KG
SW8270C/NONE	076SB-0060M-0001-SO	N	5	bis(2-Chloroisopropyl) Ether	510 U	48	510	330	UG/KG
SW8270C/NONE	076SB-0060M-0001-SO	N	5	Carbazole	250 U	140	250	50	UG/KG

Reporting Anomalies are cases where the reported RL exceeds that specified in the governing project document.

AUTOMATED DATA REVIEW SUMMARY for 240-17796-1_(76-SB,SS,SW)

Reporting Anomalies

SDG Name: 240-17796-1_(76-SB,SS,SW)

Test Leach	FieldSample ID	Type	Dilution	Analyte	Result	DL	RL	Project RL	Units
SW8270C/NONE	076SB-0060M-0001-SO	N	5	Cresols, m & p	2000 U	100	2000	300	UG/KG
SW8270C/NONE	076SB-0060M-0001-SO	N	5	Hexachlorocyclopentadiene	1700 U	140	1700	330	UG/KG
SW8270C/NONE	076SB-0060M-0001-SO	N	5	Nitrobenzene	510 U	11	510	330	UG/KG
SW8270C/NONE	076SB-0061M-0001-SO	N	2.5	2,4,6-Trichlorophenol	380 U	200	380	330	UG/KG
SW8270C/NONE	076SB-0061M-0001-SO	N	2.5	2,4-Dichlorophenol	380 U	50	380	330	UG/KG
SW8270C/NONE	076SB-0061M-0001-SO	N	2.5	2,4-Dimethylphenol	380 U	50	380	330	UG/KG
SW8270C/NONE	076SB-0061M-0001-SO	N	2.5	2,4-Dinitrophenol	830 U	200	830	800	UG/KG
SW8270C/NONE	076SB-0061M-0001-SO	N	2.5	2,4-Dinitrotoluene	500 U	68	500	330	UG/KG
SW8270C/NONE	076SB-0061M-0001-SO	N	2.5	2,6-Dinitrotoluene	500 U	53	500	330	UG/KG
SW8270C/NONE	076SB-0061M-0001-SO	N	2.5	2-Methylphenol (o-Cresol)	500 U	200	500	330	UG/KG
SW8270C/NONE	076SB-0061M-0001-SO	N	2.5	4-Chloro-3-Methylphenol	380 U	53	380	330	UG/KG
SW8270C/NONE	076SB-0061M-0001-SO	N	2.5	4-Chloroaniline	380 U	43	380	330	UG/KG
SW8270C/NONE	076SB-0061M-0001-SO	N	2.5	4-Nitrophenol	830 U	200	830	800	UG/KG
SW8270C/NONE	076SB-0061M-0001-SO	N	2.5	Benzoic acid	1700 U	830	1700	800	UG/KG
SW8270C/NONE	076SB-0061M-0001-SO	N	2.5	Benzyl alcohol	830 U	53	830	330	UG/KG
SW8270C/NONE	076SB-0061M-0001-SO	N	2.5	Carbazole	130 U	68	130	50	UG/KG
SW8270C/NONE	076SB-0061M-0001-SO	N	2.5	Cresols, m & p	1000 U	50	1000	300	UG/KG
SW8270C/NONE	076SB-0061M-0001-SO	N	2.5	Hexachlorocyclopentadiene	830 U	68	830	330	UG/KG
SW8270C/NONE	076SB-0062M-0001-SO	N	1	Cresols, m & p	400 U	20	400	300	UG/KG
SW8270C/NONE	076SB-0063M-0001-SO	N	1	Cresols, m & p	400 U	20	400	300	UG/KG
SW8270C/NONE	076SB-0064M-0001-SO	N	10	1,2,4-Trichlorobenzene	490 U	270	490	330	UG/KG
SW8270C/NONE	076SB-0064M-0001-SO	N	10	1,2-Dichlorobenzene	490 U	96	490	330	UG/KG
SW8270C/NONE	076SB-0064M-0001-SO	N	10	1,3-Dichlorobenzene	490 U	110	490	330	UG/KG
SW8270C/NONE	076SB-0064M-0001-SO	N	10	1,4-Dichlorobenzene	490 U	200	490	330	UG/KG
SW8270C/NONE	076SB-0064M-0001-SO	N	10	2,4,5-Trichlorophenol	1500 U	250	1500	800	UG/KG
SW8270C/NONE	076SB-0064M-0001-SO	N	10	2,4,6-Trichlorophenol	1500 U	790	1500	330	UG/KG
SW8270C/NONE	076SB-0064M-0001-SO	N	10	2,4-Dichlorophenol	1500 U	200	1500	330	UG/KG
SW8270C/NONE	076SB-0064M-0001-SO	N	10	2,4-Dimethylphenol	1500 U	200	1500	330	UG/KG
SW8270C/NONE	076SB-0064M-0001-SO	N	10	2,4-Dinitrophenol	3300 U	790	3300	800	UG/KG

Reporting Anomalies are cases where the reported RL exceeds that specified in the governing project document.

AUTOMATED DATA REVIEW SUMMARY for 240-17796-1_(76-SB,SS,SW)

Reporting Anomalies

SDG Name: 240-17796-1_(76-SB,SS,SW)

Test Leach	FieldSample ID	Type	Dilution	Analyte	Result	DL	RL	Project RL	Units
SW8270C/NONE	076SB-0064M-0001-SO	N	10	2,4-Dinitrotoluene	2000 U	270	2000	330	UG/KG
SW8270C/NONE	076SB-0064M-0001-SO	N	10	2,6-Dinitrotoluene	2000 U	210	2000	330	UG/KG
SW8270C/NONE	076SB-0064M-0001-SO	N	10	2-Chloronaphthalene	490 U	33	490	330	UG/KG
SW8270C/NONE	076SB-0064M-0001-SO	N	10	2-Chlorophenol	490 U	270	490	330	UG/KG
SW8270C/NONE	076SB-0064M-0001-SO	N	10	2-Methylphenol (o-Cresol)	2000 U	790	2000	330	UG/KG
SW8270C/NONE	076SB-0064M-0001-SO	N	10	2-Nitroaniline	2000 U	90	2000	800	UG/KG
SW8270C/NONE	076SB-0064M-0001-SO	N	10	2-Nitrophenol	490 U	270	490	330	UG/KG
SW8270C/NONE	076SB-0064M-0001-SO	N	10	3,3'-Dichlorobenzidine	990 U	180	990	330	UG/KG
SW8270C/NONE	076SB-0064M-0001-SO	N	10	3-Nitroaniline	2000 U	160	2000	800	UG/KG
SW8270C/NONE	076SB-0064M-0001-SO	N	10	4,6-Dinitro-2-Methylphenol	1500 U	790	1500	800	UG/KG
SW8270C/NONE	076SB-0064M-0001-SO	N	10	4-Bromophenyl phenyl ether	490 U	130	490	330	UG/KG
SW8270C/NONE	076SB-0064M-0001-SO	N	10	4-Chloro-3-Methylphenol	1500 U	210	1500	330	UG/KG
SW8270C/NONE	076SB-0064M-0001-SO	N	10	4-Chloroaniline	1500 U	170	1500	330	UG/KG
SW8270C/NONE	076SB-0064M-0001-SO	N	10	4-Chlorophenyl Phenyl Ether	490 U	130	490	330	UG/KG
SW8270C/NONE	076SB-0064M-0001-SO	N	10	4-Nitroaniline	2000 U	260	2000	800	UG/KG
SW8270C/NONE	076SB-0064M-0001-SO	N	10	4-Nitrophenol	3300 U	790	3300	800	UG/KG
SW8270C/NONE	076SB-0064M-0001-SO	N	10	Acenaphthene	66 U	33	66	50	UG/KG
SW8270C/NONE	076SB-0064M-0001-SO	N	10	Acenaphthylene	66 U	33	66	50	UG/KG
SW8270C/NONE	076SB-0064M-0001-SO	N	10	Anthracene	66 U	33	66	50	UG/KG
SW8270C/NONE	076SB-0064M-0001-SO	N	10	Benzo(a)anthracene	66 U	33	66	50	UG/KG
SW8270C/NONE	076SB-0064M-0001-SO	N	10	Benzo(a)pyrene	66 U	33	66	50	UG/KG
SW8270C/NONE	076SB-0064M-0001-SO	N	10	Benzo(b)fluoranthene	66 U	33	66	50	UG/KG
SW8270C/NONE	076SB-0064M-0001-SO	N	10	Benzo(g,h,i)perylene	66 U	33	66	50	UG/KG
SW8270C/NONE	076SB-0064M-0001-SO	N	10	Benzo(k)fluoranthene	66 U	33	66	50	UG/KG
SW8270C/NONE	076SB-0064M-0001-SO	N	10	Benzoic acid	6500 U	3300	6500	800	UG/KG
SW8270C/NONE	076SB-0064M-0001-SO	N	10	Benzyl alcohol	3300 U	210	3300	330	UG/KG
SW8270C/NONE	076SB-0064M-0001-SO	N	10	Benzyl butyl phthalate	490 U	99	490	330	UG/KG
SW8270C/NONE	076SB-0064M-0001-SO	N	10	bis(2-Chloroethoxy) Methane	990 U	220	990	330	UG/KG
SW8270C/NONE	076SB-0064M-0001-SO	N	10	bis(2-Chloroethyl) Ether (2-Chloroethyl Ether)	990 U	20	990	330	UG/KG

Reporting Anomalies are cases where the reported RL exceeds that specified in the governing project document.

AUTOMATED DATA REVIEW SUMMARY for 240-17796-1_(76-SB,SS,SW)

Reporting Anomalies

SDG Name: 240-17796-1_(76-SB,SS,SW)

Test Leach	FieldSample ID	Type	Dilution	Analyte	Result	DL	RL	Project RL	Units
SW8270C/NONE	076SB-0064M-0001-SO	N	10	bis(2-Chloroisopropyl) Ether	990 U	94	990	330	UG/KG
SW8270C/NONE	076SB-0064M-0001-SO	N	10	Carbazole	490 U	270	490	50	UG/KG
SW8270C/NONE	076SB-0064M-0001-SO	N	10	Chrysene	66 U	11	66	50	UG/KG
SW8270C/NONE	076SB-0064M-0001-SO	N	10	Cresols, m & p	3900 U	200	3900	300	UG/KG
SW8270C/NONE	076SB-0064M-0001-SO	N	10	Dibenz(a,h)anthracene	66 U	33	66	50	UG/KG
SW8270C/NONE	076SB-0064M-0001-SO	N	10	Dibenzofuran	490 U	33	490	330	UG/KG
SW8270C/NONE	076SB-0064M-0001-SO	N	10	Diethyl Phthalate	490 U	160	490	330	UG/KG
SW8270C/NONE	076SB-0064M-0001-SO	N	10	Dimethyl Phthalate	490 U	170	490	330	UG/KG
SW8270C/NONE	076SB-0064M-0001-SO	N	10	Di-n-Butyl Phthalate	490 U	150	490	330	UG/KG
SW8270C/NONE	076SB-0064M-0001-SO	N	10	Di-n-Octylphthalate	490 U	270	490	330	UG/KG
SW8270C/NONE	076SB-0064M-0001-SO	N	10	Fluoranthene	66 U	33	66	50	UG/KG
SW8270C/NONE	076SB-0064M-0001-SO	N	10	Fluorene	66 U	33	66	50	UG/KG
SW8270C/NONE	076SB-0064M-0001-SO	N	10	Hexachlorobutadiene	490 U	270	490	330	UG/KG
SW8270C/NONE	076SB-0064M-0001-SO	N	10	Hexachlorocyclopentadiene	3300 U	270	3300	330	UG/KG
SW8270C/NONE	076SB-0064M-0001-SO	N	10	Hexachloroethane	490 U	89	490	330	UG/KG
SW8270C/NONE	076SB-0064M-0001-SO	N	10	Indeno(1,2,3-c,d)pyrene	66 U	33	66	50	UG/KG
SW8270C/NONE	076SB-0064M-0001-SO	N	10	Isophorone	490 U	130	490	330	UG/KG
SW8270C/NONE	076SB-0064M-0001-SO	N	10	Naphthalene	66 U	33	66	50	UG/KG
SW8270C/NONE	076SB-0064M-0001-SO	N	10	Nitrobenzene	990 U	22	990	330	UG/KG
SW8270C/NONE	076SB-0064M-0001-SO	N	10	n-Nitrosodi-n-propylamine	490 U	270	490	330	UG/KG
SW8270C/NONE	076SB-0064M-0001-SO	N	10	Pentachlorophenol	1500 U	790	1500	800	UG/KG
SW8270C/NONE	076SB-0064M-0001-SO	N	10	Phenanthrene	66 U	33	66	50	UG/KG
SW8270C/NONE	076SB-0064M-0001-SO	N	10	Phenol	490 U	270	490	330	UG/KG
SW8270C/NONE	076SB-0064M-0001-SO	N	10	Pyrene	66 U	33	66	50	UG/KG
SW8270C/NONE	076SB-0065M-0001-SO	N	2.5	2,4,6-Trichlorophenol	380 U	200	380	330	UG/KG
SW8270C/NONE	076SB-0065M-0001-SO	N	2.5	2,4-Dichlorophenol	380 U	50	380	330	UG/KG
SW8270C/NONE	076SB-0065M-0001-SO	N	2.5	2,4-Dimethylphenol	380 U	50	380	330	UG/KG
SW8270C/NONE	076SB-0065M-0001-SO	N	2.5	2,4-Dinitrophenol	830 U	200	830	800	UG/KG
SW8270C/NONE	076SB-0065M-0001-SO	N	2.5	2,4-Dinitrotoluene	500 U	68	500	330	UG/KG

Reporting Anomalies are cases where the reported RL exceeds that specified in the governing project document.

AUTOMATED DATA REVIEW SUMMARY for 240-17796-1_(76-SB,SS,SW)

Reporting Anomalies

SDG Name: 240-17796-1_(76-SB,SS,SW)

Test Leach	FieldSample ID	Type	Dilution	Analyte	Result	DL	RL	Project RL	Units
SW8270C/NONE	076SB-0065M-0001-SO	N	2.5	2,6-Dinitrotoluene	500 U	53	500	330	UG/KG
SW8270C/NONE	076SB-0065M-0001-SO	N	2.5	2-Methylphenol (o-Cresol)	500 U	200	500	330	UG/KG
SW8270C/NONE	076SB-0065M-0001-SO	N	2.5	4-Chloro-3-Methylphenol	380 U	53	380	330	UG/KG
SW8270C/NONE	076SB-0065M-0001-SO	N	2.5	4-Chloroaniline	380 U	43	380	330	UG/KG
SW8270C/NONE	076SB-0065M-0001-SO	N	2.5	4-Nitrophenol	830 U	200	830	800	UG/KG
SW8270C/NONE	076SB-0065M-0001-SO	N	2.5	Benzoic acid	1700 U	830	1700	800	UG/KG
SW8270C/NONE	076SB-0065M-0001-SO	N	2.5	Benzyl alcohol	830 U	53	830	330	UG/KG
SW8270C/NONE	076SB-0065M-0001-SO	N	2.5	Carbazole	130 U	68	130	50	UG/KG
SW8270C/NONE	076SB-0065M-0001-SO	N	2.5	Cresols, m & p	1000 U	50	1000	300	UG/KG
SW8270C/NONE	076SB-0065M-0001-SO	N	2.5	Hexachlorocyclopentadiene	830 U	68	830	330	UG/KG
SW8270C/NONE	076SB-0066M-0001-SO	N	10	1,2,4-Trichlorobenzene	500 U	270	500	330	UG/KG
SW8270C/NONE	076SB-0066M-0001-SO	N	10	1,2-Dichlorobenzene	500 U	97	500	330	UG/KG
SW8270C/NONE	076SB-0066M-0001-SO	N	10	1,3-Dichlorobenzene	500 U	110	500	330	UG/KG
SW8270C/NONE	076SB-0066M-0001-SO	N	10	1,4-Dichlorobenzene	500 U	200	500	330	UG/KG
SW8270C/NONE	076SB-0066M-0001-SO	N	10	2,4,5-Trichlorophenol	1500 U	250	1500	800	UG/KG
SW8270C/NONE	076SB-0066M-0001-SO	N	10	2,4,6-Trichlorophenol	1500 U	800	1500	330	UG/KG
SW8270C/NONE	076SB-0066M-0001-SO	N	10	2,4-Dichlorophenol	1500 U	200	1500	330	UG/KG
SW8270C/NONE	076SB-0066M-0001-SO	N	10	2,4-Dimethylphenol	1500 U	200	1500	330	UG/KG
SW8270C/NONE	076SB-0066M-0001-SO	N	10	2,4-Dinitrophenol	3300 U	800	3300	800	UG/KG
SW8270C/NONE	076SB-0066M-0001-SO	N	10	2,4-Dinitrotoluene	2000 U	270	2000	330	UG/KG
SW8270C/NONE	076SB-0066M-0001-SO	N	10	2,6-Dinitrotoluene	2000 U	210	2000	330	UG/KG
SW8270C/NONE	076SB-0066M-0001-SO	N	10	2-Chloronaphthalene	500 U	33	500	330	UG/KG
SW8270C/NONE	076SB-0066M-0001-SO	N	10	2-Chlorophenol	500 U	270	500	330	UG/KG
SW8270C/NONE	076SB-0066M-0001-SO	N	10	2-Methylphenol (o-Cresol)	2000 U	800	2000	330	UG/KG
SW8270C/NONE	076SB-0066M-0001-SO	N	10	2-Nitroaniline	2000 U	91	2000	800	UG/KG
SW8270C/NONE	076SB-0066M-0001-SO	N	10	2-Nitrophenol	500 U	270	500	330	UG/KG
SW8270C/NONE	076SB-0066M-0001-SO	N	10	3,3'-Dichlorobenzidine	1000 U	180	1000	330	UG/KG
SW8270C/NONE	076SB-0066M-0001-SO	N	10	3-Nitroaniline	2000 U	160	2000	800	UG/KG
SW8270C/NONE	076SB-0066M-0001-SO	N	10	4,6-Dinitro-2-Methylphenol	1500 U	800	1500	800	UG/KG

Reporting Anomalies are cases where the reported RL exceeds that specified in the governing project document.

AUTOMATED DATA REVIEW SUMMARY for 240-17796-1_(76-SB,SS,SW)

Reporting Anomalies

SDG Name: 240-17796-1_(76-SB,SS,SW)

Test Leach	FieldSample ID	Type	Dilution	Analyte	Result	DL	RL	Project RL	Units
SW8270C/NONE	076SB-0066M-0001-SO	N	10	4-Bromophenyl phenyl ether	500 U	130	500	330	UG/KG
SW8270C/NONE	076SB-0066M-0001-SO	N	10	4-Chloro-3-Methylphenol	1500 U	210	1500	330	UG/KG
SW8270C/NONE	076SB-0066M-0001-SO	N	10	4-Chloroaniline	1500 U	170	1500	330	UG/KG
SW8270C/NONE	076SB-0066M-0001-SO	N	10	4-Chlorophenyl Phenyl Ether	500 U	130	500	330	UG/KG
SW8270C/NONE	076SB-0066M-0001-SO	N	10	4-Nitroaniline	2000 U	260	2000	800	UG/KG
SW8270C/NONE	076SB-0066M-0001-SO	N	10	4-Nitrophenol	3300 U	800	3300	800	UG/KG
SW8270C/NONE	076SB-0066M-0001-SO	N	10	Acenaphthene	67 U	33	67	50	UG/KG
SW8270C/NONE	076SB-0066M-0001-SO	N	10	Acenaphthylene	67 U	33	67	50	UG/KG
SW8270C/NONE	076SB-0066M-0001-SO	N	10	Anthracene	67 U	33	67	50	UG/KG
SW8270C/NONE	076SB-0066M-0001-SO	N	10	Benzo(a)anthracene	130	33	67	50	UG/KG
SW8270C/NONE	076SB-0066M-0001-SO	N	10	Benzo(a)pyrene	170	33	67	50	UG/KG
SW8270C/NONE	076SB-0066M-0001-SO	N	10	Benzo(b)fluoranthene	190	33	67	50	UG/KG
SW8270C/NONE	076SB-0066M-0001-SO	N	10	Benzo(g,h,i)perylene	68	33	67	50	UG/KG
SW8270C/NONE	076SB-0066M-0001-SO	N	10	Benzo(k)fluoranthene	45 J	33	67	50	UG/KG
SW8270C/NONE	076SB-0066M-0001-SO	N	10	Benzoic acid	6600 U	3300	6600	800	UG/KG
SW8270C/NONE	076SB-0066M-0001-SO	N	10	Benzyl alcohol	3300 U	210	3300	330	UG/KG
SW8270C/NONE	076SB-0066M-0001-SO	N	10	Benzyl butyl phthalate	500 U	100	500	330	UG/KG
SW8270C/NONE	076SB-0066M-0001-SO	N	10	bis(2-Chloroethoxy) Methane	1000 U	220	1000	330	UG/KG
SW8270C/NONE	076SB-0066M-0001-SO	N	10	bis(2-Chloroethyl) Ether (2-Chloroethyl Ether)	1000 U	20	1000	330	UG/KG
SW8270C/NONE	076SB-0066M-0001-SO	N	10	bis(2-Chloroisopropyl) Ether	1000 U	95	1000	330	UG/KG
SW8270C/NONE	076SB-0066M-0001-SO	N	10	Carbazole	500 U	270	500	50	UG/KG
SW8270C/NONE	076SB-0066M-0001-SO	N	10	Chrysene	140	11	67	50	UG/KG
SW8270C/NONE	076SB-0066M-0001-SO	N	10	Cresols, m & p	4000 U	200	4000	300	UG/KG
SW8270C/NONE	076SB-0066M-0001-SO	N	10	Dibenz(a,h)anthracene	67 U	33	67	50	UG/KG
SW8270C/NONE	076SB-0066M-0001-SO	N	10	Dibenzofuran	500 U	33	500	330	UG/KG
SW8270C/NONE	076SB-0066M-0001-SO	N	10	Diethyl Phthalate	500 U	160	500	330	UG/KG
SW8270C/NONE	076SB-0066M-0001-SO	N	10	Dimethyl Phthalate	500 U	170	500	330	UG/KG
SW8270C/NONE	076SB-0066M-0001-SO	N	10	Di-n-Butyl Phthalate	500 U	150	500	330	UG/KG
SW8270C/NONE	076SB-0066M-0001-SO	N	10	Di-n-Octylphthalate	500 U	270	500	330	UG/KG

Reporting Anomalies are cases where the reported RL exceeds that specified in the governing project document.

AUTOMATED DATA REVIEW SUMMARY for 240-17796-1_(76-SB,SS,SW)

Reporting Anomalies

SDG Name: 240-17796-1_(76-SB,SS,SW)

Test Leach	FieldSample ID	Type	Dilution	Analyte	Result	DL	RL	Project RL	Units
SW8270C/NONE	076SB-0066M-0001-SO	N	10	Fluoranthene	260	33	67	50	UG/KG
SW8270C/NONE	076SB-0066M-0001-SO	N	10	Fluorene	67 U	33	67	50	UG/KG
SW8270C/NONE	076SB-0066M-0001-SO	N	10	Hexachlorobutadiene	500 U	270	500	330	UG/KG
SW8270C/NONE	076SB-0066M-0001-SO	N	10	Hexachlorocyclopentadiene	3300 U	270	3300	330	UG/KG
SW8270C/NONE	076SB-0066M-0001-SO	N	10	Hexachloroethane	500 U	90	500	330	UG/KG
SW8270C/NONE	076SB-0066M-0001-SO	N	10	Indeno(1,2,3-c,d)pyrene	100	33	67	50	UG/KG
SW8270C/NONE	076SB-0066M-0001-SO	N	10	Isophorone	500 U	130	500	330	UG/KG
SW8270C/NONE	076SB-0066M-0001-SO	N	10	Naphthalene	67 U	33	67	50	UG/KG
SW8270C/NONE	076SB-0066M-0001-SO	N	10	Nitrobenzene	1000 U	22	1000	330	UG/KG
SW8270C/NONE	076SB-0066M-0001-SO	N	10	n-Nitrosodi-n-propylamine	500 U	270	500	330	UG/KG
SW8270C/NONE	076SB-0066M-0001-SO	N	10	Pentachlorophenol	1500 U	800	1500	800	UG/KG
SW8270C/NONE	076SB-0066M-0001-SO	N	10	Phenanthrene	140	33	67	50	UG/KG
SW8270C/NONE	076SB-0066M-0001-SO	N	10	Phenol	500 U	270	500	330	UG/KG
SW8270C/NONE	076SB-0066M-0001-SO	N	10	Pyrene	190	33	67	50	UG/KG
SW8270C/NONE	076SS-0007M-0001-SO	N	5	2,4,6-Trichlorophenol	760 U	400	760	330	UG/KG
SW8270C/NONE	076SS-0007M-0001-SO	N	5	2,4-Dichlorophenol	760 U	100	760	330	UG/KG
SW8270C/NONE	076SS-0007M-0001-SO	N	5	2,4-Dimethylphenol	760 U	100	760	330	UG/KG
SW8270C/NONE	076SS-0007M-0001-SO	N	5	2,4-Dinitrophenol	1700 UJ	400	1700	800	UG/KG
SW8270C/NONE	076SS-0007M-0001-SO	N	5	2,4-Dinitrotoluene	1000 U	140	1000	330	UG/KG
SW8270C/NONE	076SS-0007M-0001-SO	N	5	2,6-Dinitrotoluene	1000 U	110	1000	330	UG/KG
SW8270C/NONE	076SS-0007M-0001-SO	N	5	2-Methylphenol (o-Cresol)	1000 U	400	1000	330	UG/KG
SW8270C/NONE	076SS-0007M-0001-SO	N	5	2-Nitroaniline	1000 U	46	1000	800	UG/KG
SW8270C/NONE	076SS-0007M-0001-SO	N	5	3,3'-Dichlorobenzidine	500 U	91	500	330	UG/KG
SW8270C/NONE	076SS-0007M-0001-SO	N	5	3-Nitroaniline	1000 U	81	1000	800	UG/KG
SW8270C/NONE	076SS-0007M-0001-SO	N	5	4-Chloro-3-Methylphenol	760 U	110	760	330	UG/KG
SW8270C/NONE	076SS-0007M-0001-SO	N	5	4-Chloroaniline	760 U	86	760	330	UG/KG
SW8270C/NONE	076SS-0007M-0001-SO	N	5	4-Nitroaniline	1000 U	130	1000	800	UG/KG
SW8270C/NONE	076SS-0007M-0001-SO	N	5	4-Nitrophenol	1700 U	400	1700	800	UG/KG
SW8270C/NONE	076SS-0007M-0001-SO	N	5	Benzoic acid	3300 U	1700	3300	800	UG/KG

Reporting Anomalies are cases where the reported RL exceeds that specified in the governing project document.

AUTOMATED DATA REVIEW SUMMARY for 240-17796-1_(76-SB,SS,SW)

Reporting Anomalies

SDG Name: 240-17796-1_(76-SB,SS,SW)

Test Leach	FieldSample ID	Type	Dilution	Analyte	Result	DL	RL	Project RL	Units
SW8270C/NONE	076SS-0007M-0001-SO	N	5	Benzyl alcohol	1700 U	110	1700	330	UG/KG
SW8270C/NONE	076SS-0007M-0001-SO	N	5	bis(2-Chloroethoxy) Methane	500 U	110	500	330	UG/KG
SW8270C/NONE	076SS-0007M-0001-SO	N	5	bis(2-Chloroethyl) Ether (2-Chloroethyl Ether)	500 U	10	500	330	UG/KG
SW8270C/NONE	076SS-0007M-0001-SO	N	5	bis(2-Chloroisopropyl) Ether	500 U	48	500	330	UG/KG
SW8270C/NONE	076SS-0007M-0001-SO	N	5	Carbazole	250 U	140	250	50	UG/KG
SW8270C/NONE	076SS-0007M-0001-SO	N	5	Cresols, m & p	2000 U	100	2000	300	UG/KG
SW8270C/NONE	076SS-0007M-0001-SO	N	5	Hexachlorocyclopentadiene	1700 U	140	1700	330	UG/KG
SW8270C/NONE	076SS-0007M-0001-SO	N	5	Nitrobenzene	500 U	11	500	330	UG/KG
SW8270C/NONE	076SS-0022M-0001-SO	N	1	Cresols, m & p	400 U	20	400	300	UG/KG

Test Leach	FieldSample ID	Type	Dilution	Analyte	Result	DL	RL	Project RL	Units
SW8330B/NONE	076-0067-0001-ER	N	1	2-Amino-4,6-dinitrotoluene	0.21 U	0.015	0.21	0.2	UG/L
SW8330B/NONE	076-0067-0001-ER	N	1	2-Nitrotoluene	0.51 U	0.09	0.51	0.2	UG/L
SW8330B/NONE	076-0067-0001-ER	N	1	3-Nitrotoluene	0.51 U	0.059	0.51	0.2	UG/L
SW8330B/NONE	076-0067-0001-ER	N	1	4-Nitrotoluene	0.51 U	0.09	0.51	0.2	UG/L
SW8330B/NONE	076SW-0013-0001-SW	N	1	2-Nitrotoluene	0.51 U	0.09	0.51	0.2	UG/L
SW8330B/NONE	076SW-0013-0001-SW	N	1	3-Nitrotoluene	0.51 U	0.058	0.51	0.2	UG/L
SW8330B/NONE	076SW-0013-0001-SW	N	1	4-Nitrotoluene	0.51 U	0.09	0.51	0.2	UG/L
SW8330B/NONE	076SW-0014-0001-SW	FD	1	2-Amino-4,6-dinitrotoluene	0.21 U	0.015	0.21	0.2	UG/L
SW8330B/NONE	076SW-0014-0001-SW	FD	1	2-Nitrotoluene	0.52 U	0.091	0.52	0.2	UG/L
SW8330B/NONE	076SW-0014-0001-SW	FD	1	3-Nitrotoluene	0.52 U	0.059	0.52	0.2	UG/L
SW8330B/NONE	076SW-0014-0001-SW	FD	1	4-Nitrotoluene	0.52 U	0.091	0.52	0.2	UG/L
SW8330B/NONE	076SW-0015-0001-SW	N	1	2-Amino-4,6-dinitrotoluene	0.21 U	0.015	0.21	0.2	UG/L
SW8330B/NONE	076SW-0015-0001-SW	N	1	2-Nitrotoluene	0.52 U	0.091	0.52	0.2	UG/L
SW8330B/NONE	076SW-0015-0001-SW	N	1	3-Nitrotoluene	0.52 U	0.059	0.52	0.2	UG/L
SW8330B/NONE	076SW-0015-0001-SW	N	1	4-Nitrotoluene	0.52 U	0.091	0.52	0.2	UG/L

Reporting Anomalies are cases where the reported RL exceeds that specified in the governing project document.

AUTOMATED DATA REVIEW SUMMARY for 240-17796-1_(76-SB,SS,SW)

Worksheet

SDG Name: 240-17796-1_(76-SB,SS,SW)

Method: E353.2

Review Questions	Yes	No	NA	Comment
Did Chain-of-Custody information agree with laboratory report and EDD for requested field samples and tests?				
Were samples preserved properly and received in good condition?				
Were holding times met?				
Were sample reciept temperatures met?				
Were QAPP specified RLs achieved?				
Were all QAPP specified target analytes reported?				
Was the initial calibration curve within QAPP acceptance limits?			•	Not Required
Were the ICV/CCVs analyzed (frequency) as required in the QAPP?			•	Not Required
Were ICV/CCV results within QAPP acceptance limits?			•	Not Required
Were the ICB/CCBs analyzed (frequency) as required in the QAPP?			•	Not Required
Was a method blank prepared and analyzed with each batch?				
Were target analytes detected in the ICB/CCB/method blank?			•	Not Required
Was a field blank collected and analyzed?				
Were target analytes reported in the field blank analyses above the MDL?				
If a field duplicate was analyzed, were the RPDs within QAPP acceptance limits?				
Was a LCS prepared and analyzed with each batch?				
Were the LCS recoveries within QAPP acceptance limits?				
Was a duplicate sample prepared and analyzed with each batch?				
Was the duplicate RPD within QAPP acceptance limits?				
Was a MS/MSD pair prepared with each batch?				
Is the MS/MSD parent sample the one designated by the sampling team?				
Were the MS/MSD recoveries and RPDs within QAPP acceptance limits?				
Were sample concentrations within calibration range?				
Have all Laboratory Case Narrative comments/findings been addressed in the data review process?				
Are all samples associated with QC non-compliances flagged appropriately?				
Are the Qualified, Detected, and Rejected tables of the ADR report in agreement?				

AUTOMATED DATA REVIEW SUMMARY for 240-17796-1_(76-SB,SS,SW)

Method: M8015V

Review Questions	Yes	No	NA	Comment
Did Chain-of-Custody information agree with laboratory report?				
Were samples preserved properly and received in good condition?				
Were sample reciept temperatures met?				
Were holding times for prep and analysis met?				
Does the initial calibration curve consist of 5 concentration levels, with the low standard near but > MDL?				
Is the ICAL %RSD within acceptance limits (%D =20%) on both columns?				
Was a second source verification analyzed after the ICAL and all analytes within criteria (%D =20%)?				
Was a CCV run at the beginning of the analytical sequence and every 12 hours?				
Was the CCV a mid-level standard from the initial calibration curve?				
Was the CCV %D within criteria (%D =20%)?				
Was a method blank prepared and analyzed with each batch?				
Were target analytes detected in the method blank above the MDL?				
Was a field blank (equipment or trip) collected and analyzed?				
Were target analytes reported in the field blank analyses above the MDL?				
Were surrogate recoveries within QAPP acceptance limits?				
Was an LCS/LCSD pair prepared and analyzed with each batch? (if applicable)				
Were the LCS recoveries within QAPP acceptance limits?				
Were the LCS/LCSD RPDs within QAPP acceptance limits? (if applicable)				
If a field duplicate was analyzed, were the RPDs within QAPP acceptance limits (RPD = 30%) ?				
Is the MS/MSD parent sample the one designated by the sampling team?				
Were MS/MSD recoveries and RPD within QAPP acceptance limits?				
Were all QAPP-specified target analytes reported?				
Were reported sample concentrations within calibration range?				
Are all samples associated with QC non-compliances flagged appropriately?				
Are the Qualified, Detected, and Rejected tables of the ADR report in agreement?				
Have all Laboratory Case Narrative comments/findings been addressed in the data review process?				
Were sample prepration sheets present and filled out appropriately?				
Were instrument run logs present and filled out appropriately?				

AUTOMATED DATA REVIEW SUMMARY for 240-17796-1_(76-SB,SS,SW)

Method: SW6020

Review Questions	Yes	No	NA	Comment
Did Chain-of-Custody information agree with laboratory report and EDD for requested field samples and tests?				
Were samples preserved properly and received in good condition?				
Were holding times met?				
Were sample reciept temperatures met?				
Were QAPP specified RLs achieved?				
Were all QAPP specified target analytes reported?				
Was the initial calibration curve within QAPP acceptance limits?			•	Not Required
Were the ICV/CCVs analyzed (frequency) as required in the QAPP?			•	Not Required
Were ICV/CCV results within QAPP acceptance limits?			•	Not Required
Were the ICB/CCBs analyzed (frequency) as required in the QAPP?			•	Not Required
Was a method blank prepared and analyzed with each batch?				
Were target analytes detected in the ICB/CCB/method blank?			•	Not Required
Was a field blank collected and analyzed?				
Were target analytes reported in the field blank analyses above the MDL?				
Was an Interference Check Standard (ICS) run at the beginning and end of every run?			•	Not Required
Was the ICS recovery within QAPP acceptance limits?			•	Not Required
If a field duplicate was analyzed, were the RPDs within criteria?				
Was a LCS prepared and analyzed with each batch?				
Were the LCS recoveries within QAPP acceptance limits?				
Was a MS/MSD pair prepared with each batch?				
Is the MS/MSD parent sample the one designated by the sampling team?				
Were the MS/MSD within QAPP acceptance limits?				
Was a serial dilution prepared and analyzed with each batch?			•	Not Required
Was the serial dilution within QAPP acceptance limits?			•	Not Required
Were sample concentrations within calibration range?				
Have all Laboratory Case Narrative comments/findings been addressed in the data review process?				
Are all samples associated with QC non-compliances flagged appropriately?				
Are the Qualified, Detected, and Rejected tables of the ADR report in agreement?				

AUTOMATED DATA REVIEW SUMMARY for 240-17796-1_(76-SB,SS,SW)

Method: SW7196A

Review Questions	Yes	No	NA	Comment
Did Chain-of-Custody information agree with laboratory report and EDD for requested field samples and tests?				
Were samples preserved properly and received in good condition?				
Were holding times met?				
Were sample reciept temperatures met?				
Were QAPP specified RLs achieved?				
Were all QAPP specified target analytes reported?				
Was the initial calibration curve within QAPP acceptance limits?			•	Not Required
Were the ICV/CCVs analyzed (frequency) as required in the QAPP?			•	Not Required
Were ICV/CCV results within QAPP acceptance limits?			•	Not Required
Were the ICB/CCBs analyzed (frequency) as required in the QAPP?			•	Not Required
Was a method blank prepared and analyzed with each batch?				
Were target analytes detected in the ICB/CCB/method blank?			•	Not Required
Was a field blank collected and analyzed?				
Were target analytes reported in the field blank analyses above the MDL?				
Was the ICS recovery within QAPP acceptance limits?			•	Not Required
If a field duplicate was analyzed, were the RPDs within criteria?				
Was a LCS prepared and analyzed with each batch?				
Were the LCS recoveries within QAPP acceptance limits?				
Was a MS/MSD pair prepared with each batch?				
Is the MS/MSD parent sample the one designated by the sampling team?				
Were the MS/MSD within QAPP acceptance limits?				
Were sample concentrations within calibration range?				
Have all Laboratory Case Narrative comments/findings been addressed in the data review process?				
Are all samples associated with QC non-compliances flagged appropriately?				
Are the Qualified, Detected, and Rejected tables of the ADR report in agreement?				

Method: SW7470A

Review Questions	Yes	No	NA	Comment
Did Chain-of-Custody information agree with laboratory report and EDD for requested field samples and tests?				

Method: SW7470A

Review Questions	Yes	No	NA	Comment
Were samples preserved properly and received in good condition?				
Were holding times met?				
Were sample reciept temperatures met?				
Were QAPP specified RLs achieved?				
Were all QAPP specified target analytes reported?				
Was the initial calibration curve within QAPP acceptance limits?			•	Not Required
Were the ICV/CCVs analyzed (frequency) as required in the QAPP?			•	Not Required
Were ICV/CCV results within QAPP acceptance limits?			•	Not Required
Were the ICB/CCBs analyzed (frequency) as required in the QAPP?			•	Not Required
Was a method blank prepared and analyzed with each batch?				
Were target analytes detected in the ICB/CCB/method blank?			•	Not Required
Was a field blank collected and analyzed?				
Were target analytes reported in the field blank analyses above the MDL?				
Was the ICS recovery within QAPP acceptance limits?			•	Not Required
If a field duplicate was analyzed, were the RPDs within criteria?				
Was a LCS prepared and analyzed with each batch?				
Were the LCS recoveries within QAPP acceptance limits?				
Was a MS/MSD pair prepared with each batch?				
Is the MS/MSD parent sample the one designated by the sampling team?				
Were the MS/MSD within QAPP acceptance limits?				
Were sample concentrations within calibration range?				
Have all Laboratory Case Narrative comments/findings been addressed in the data review process?				
Are all samples associated with QC non-compliances flagged appropriately?				
Are the Qualified, Detected, and Rejected tables of the ADR report in agreement?				

Method: SW7471A

Review Questions	Yes	No	NA	Comment
Did Chain-of-Custody information agree with laboratory report and EDD for requested field samples and tests?				
Were samples preserved properly and received in good condition?				
Were holding times met?				

AUTOMATED DATA REVIEW SUMMARY for 240-17796-1_(76-SB,SS,SW)

Method: SW7471A

Review Questions	Yes	No	NA	Comment
Were sample reciept temperatures met?				
Were QAPP specified RLs achieved?				
Were all QAPP specified target analytes reported?				
Was the initial calibration curve within QAPP acceptance limits?			•	Not Required
Were the ICV/CCVs analyzed (frequency) as required in the QAPP?			•	Not Required
Were ICV/CCV results within QAPP acceptance limits?			•	Not Required
Were the ICB/CCBs analyzed (frequency) as required in the QAPP?			•	Not Required
Was a method blank prepared and analyzed with each batch?				
Were target analytes detected in the ICB/CCB/method blank?			•	Not Required
Was a field blank collected and analyzed?				
Were target analytes reported in the field blank analyses above the MDL?				
Was the ICS recovery within QAPP acceptance limits?			•	Not Required
If a field duplicate was analyzed, were the RPDs within criteria?				
Was a LCS prepared and analyzed with each batch?				
Were the LCS recoveries within QAPP acceptance limits?				
Was a MS/MSD pair prepared with each batch?				
Is the MS/MSD parent sample the one designated by the sampling team?				
Were the MS/MSD within QAPP acceptance limits?				
Were sample concentrations within calibration range?				
Have all Laboratory Case Narrative comments/findings been addressed in the data review process?				
Are all samples associated with QC non-compliances flagged appropriately?				
Are the Qualified, Detected, and Rejected tables of the ADR report in agreement?				

Method: SW8081

Review Questions	Yes	No	NA	Comment
Did Chain-of-Custody information agree with laboratory report?				
Were samples preserved properly and received in good condition?				
Were sample reciept temperatures met?				
Were holding times for prep and analysis met?				
Does the initial calibration curve consist of 5 concentration levels, with the low standard near but > MDL?				

AUTOMATED DATA REVIEW SUMMARY for 240-17796-1_(76-SB,SS,SW)

Method: SW8081

Review Questions	Yes	No	NA	Comment
Is the ICAL %RSD within acceptance limits (%D =20%) on both columns?				
Was a second source verification analyzed after the ICAL and all analytes within criteria (%D =20%)?				
Was a CCV run at the beginning of the analytical sequence and every 12 hours?				
Was the CCV a mid-level standard from the initial calibration curve?				
Was the CCV %D within criteria (%D =20%)?				
Was a method blank prepared and analyzed with each batch?				
Were target analytes detected in the method blank above the MDL?				
Was a field blank (equipment or trip) collected and analyzed?				
Were target analytes reported in the field blank analyses above the MDL?				
Were surrogate recoveries within QAPP acceptance limits?				
Was an LCS/LCSD pair prepared and analyzed with each batch? (if applicable)				
Were the LCS recoveries within QAPP acceptance limits?				
Were the LCS/LCSD RPDs within QAPP acceptance limits? (if applicable)				
If a field duplicate was analyzed, were the RPDs within QAPP acceptance limits (RPD = 30%) ?				
Were the Breakdown products within QAPP acceptance limits?				
Is the MS/MSD parent sample the one designated by the sampling team?				
Were MS/MSD recoveries and RPD within QAPP acceptance limits?				
Were all QAPP-specified target analytes reported?				
Were reported sample concentrations within calibration range?				
Were RPDs between primary and confirmation columns < 40%?				
Are all samples associated with QC non-compliances flagged appropriately?				
Are the Qualified, Detected, and Rejected tables of the ADR report in agreement?				
Have all Laboratory Case Narrative comments/findings been addressed in the data review process?				
Were sample prepration sheets present and filled out appropriately?				
Were instrument run logs present and filled out appropriately?				

Method: SW8082

Review Questions	Yes	No	NA	Comment
Did Chain-of-Custody information agree with laboratory report?				

AUTOMATED DATA REVIEW SUMMARY for 240-17796-1_(76-SB,SS,SW)

Method: SW8082

Review Questions	Yes	No	NA	Comment
Were samples preserved properly and received in good condition?				
Were sample reciept temperatures met?				
Were holding times for prep and analysis met?				
Does the initial calibration curve consist of 5 concentration levels, with the low standard near but > MDL?				
Is the ICAL %RSD within acceptance limits (%D =20%) on both columns?				
Was a second source verification analyzed after the ICAL and all analytes within criteria (%D =20%)?				
Was a CCV run at the beginning of the analytical sequence and every 12 hours?				
Was the CCV a mid-level standard from the initial calibration curve?				
Was the CCV %D within criteria (%D =20%)?				
Was a method blank prepared and analyzed with each batch?				
Were target analytes detected in the method blank above the MDL?				
Was a field blank (equipment or trip) collected and analyzed?				
Were target analytes reported in the field blank analyses above the MDL?				
Were surrogate recoveries within QAPP acceptance limits?				
Was an LCS/LCSD pair prepared and analyzed with each batch? (if applicable)				
Were the LCS recoveries within QAPP acceptance limits?				
Were the LCS/LCSD RPDs within QAPP acceptance limits? (if applicable)				
If a field duplicate was analyzed, were the RPDs within QAPP acceptance limits (RPD = 30%) ?				
Were the Breakdown products within QAPP acceptance limits?				
Is the MS/MSD parent sample the one designated by the sampling team?				
Were MS/MSD recoveries and RPD within QAPP acceptance limits?				
Were all QAPP-specified target analytes reported?				
Were reported sample concentrations within calibration range?				
Were RPDs between primary and confirmation columns < 40%?				
Are all samples associated with QC non-compliances flagged appropriately?				
Are the Qualified, Detected, and Rejected tables of the ADR report in agreement?				
Have all Laboratory Case Narrative comments/findings been addressed in the data review process?				
Were sample prepration sheets present and filled out appropriately?				

Method: SW8082

Review Questions	Yes	No	NA	Comment
Were instrument run logs present and filled out appropriately?				

Method: SW8151

Review Questions	Yes	No	NA	Comment
Did Chain-of-Custody information agree with laboratory report?				
Were samples preserved properly and received in good condition?				
Were sample reciept temperatures met?				
Were holding times for prep and analysis met?				
Does the initial calibration curve consist of 5 concentration levels, with the low standard near but > MDL?				
Is the ICAL %RSD within acceptance limits (%D =20%) on both columns?				
Was a second source verification analyzed after the ICAL and all analytes within criteria (%D =20%)?				
Was a CCV run at the beginning of the analytical sequence and every 12 hours?				
Was the CCV a mid-level standard from the initial calibration curve?				
Was the CCV %D within criteria (%D =20%)?				
Was a method blank prepared and analyzed with each batch?				
Were target analytes detected in the method blank above the MDL?				
Was a field blank (equipment or trip) collected and analyzed?				
Were target analytes reported in the field blank analyses above the MDL?				
Were surrogate recoveries within QAPP acceptance limits?				
Was an LCS/LCSD pair prepared and analyzed with each batch? (if applicable)				
Were the LCS recoveries within QAPP acceptance limits?				
Were the LCS/LCSD RPDs within QAPP acceptance limits? (if applicable)				
If a field duplicate was analyzed, were the RPDs within QAPP acceptance limits (RPD = 30%) ?				
Were the Breakdown products within QAPP acceptance limits?				
Is the MS/MSD parent sample the one designated by the sampling team?				
Were MS/MSD recoveries and RPD within QAPP acceptance limits?				
Were all QAPP-specified target analytes reported?				

AUTOMATED DATA REVIEW SUMMARY for 240-17796-1_(76-SB,SS,SW)

Method: SW8151				
Review Questions	**Yes**	**No**	**NA**	**Comment**
Were reported sample concentrations within calibration range?				
Were RPDs between primary and confirmation columns < 40%?				
Are all samples associated with QC non-compliances flagged appropriately?				
Are the Qualified, Detected, and Rejected tables of the ADR report in agreement?				
Have all Laboratory Case Narrative comments/findings been addressed in the data review process?				
Were sample prepration sheets present and filled out appropriately?				
Were instrument run logs present and filled out appropriately?				

Method: SW8260B				
Review Questions	**Yes**	**No**	**NA**	**Comment**
Did Chain-of-Custody information agree with laboratory report and EDD for requested field samples and tests?				
Were samples preserved properly and received in good condition?				
Were holding times met?				
Were sample reciept temperatures met?				
Were QAPP specified PQLs achieved?				
Were all QAPP-specified target analytes reported?				
Was the GC/MS system properly tuned based on method criteria?			•	Not Required
Was the criteria met during each 12 hour shift (prior to ICAL and Cal Ver.)?			•	Not Required
Does the initial calibration curve consist of 5 concentration levels, with the low standard near but > MDL?			•	Not Required
Did the Calibration Check Compounds (CCCs) have a relative standard deviation within QAPP acceptance limits?			•	Not Required
Were the average response factors (RFs) for the System Performance Check Compounds (SPCCs) within QAPP acceptance limits?			•	Not Required
Were all other target analytes within criteria? OR Was the average across all target analytes within criteria? Was a different calibration option used?			•	Not Required
If a linear regression curve was used, was the correlation coefficient within criteria?			•	Not Required
Was a second source verification analyzed after the ICAL and all analytes within criteria?			•	Not Required
Was a CCV run at the beginning of the analytical sequence and every 12 hours?			•	Not Required
Was the CCV a mid-level standard from the initial calibration curve?			•	Not Required
Did the CCCs have a %Difference within QAPP acceptance limits?			•	Not Required

AUTOMATED DATA REVIEW SUMMARY for 240-17796-1_(76-SB,SS,SW)

Method: SW8260B

Review Questions	Yes	No	NA	Comment
Were the average RFs for the SPCCs within QAPP acceptance limits?			•	Not Required
Was the average %D (difference or drift) for all target analytes within QAPP acceptance limits?			•	Not Required
Were the internal standards added to every standard, blank, matrix spike, matrix spike duplicate, and sample?			•	Not Required
Were the retention times for all IS compounds within QAPP acceptance limits?			•	Not Required
Are the area counts of all IS compounds within QAPP acceptance limits?			•	Not Required
Was a method blank prepared and analyzed with each batch?				
Were target analytes detected in the method blank above the MDL?				
Was a field blank (equipment or trip) collected and analyzed at the required frequency?				
Were target analytes reported in the field blank analyses above the MDL?				
If a field duplicate was analyzed, were the RPDs within QAPP acceptance limits?				
Was an LCS/LCSD pair prepared and analyzed with each batch?				
Were the LCS/LCSD recoveries within QAPP acceptance limits?				
Were the LCS/LCSD RPDs within QAPP acceptance limits?				
Was the duplicate RPD within QAPP acceptance limits?				
Are all samples associated with QC non-compliances flagged appropriately?				
Are the Qualified, Detected, and Rejected tables of the ADR report in agreement?				
Was a MS/MSD pair prepared with each batch?				
Is the MS/MSD parent sample the one designated by the sampling team?				
Were MS/MSD recoveries and RPD within QAPP acceptance limits?				
Were surrogate recoveries within QAPP acceptance limits?				
Were reported sample concentrations within calibration range?				
Have all Laboratory Case Narrative comments/findings been addressed in the data review process?				
Were instrument run logs present and filled out appropriately?				
Were sample prepration sheets present and filled out appropriately?				

Method: SW8270C

Review Questions	Yes	No	NA	Comment
Did Chain-of-Custody information agree with laboratory report and EDD for requested field samples and tests?				
Were samples preserved properly and received in good condition?				

AUTOMATED DATA REVIEW SUMMARY for 240-17796-1_(76-SB,SS,SW)

Method: SW8270C

Review Questions	Yes	No	NA	Comment
Were holding times met?				
Were sample reciept temperatures met?				
Were QAPP specified PQLs achieved?				
Were all QAPP-specified target analytes reported?				
Was the GC/MS system properly tuned based on method criteria?			•	Not Required
Was the criteria met during each 12 hour shift (prior to ICAL and Cal Ver.)?			•	Not Required
Does the initial calibration curve consist of 5 concentration levels, with the low standard near but > MDL?			•	Not Required
Did the Calibration Check Compounds (CCCs) have a relative standard deviation within QAPP acceptance limits?			•	Not Required
Were the average response factors (RFs) for the System Performance Check Compounds (SPCCs) within QAPP acceptance limits?			•	Not Required
Were all other target analytes within criteria? OR Was the average across all target analytes within criteria? Was a different calibration option used?			•	Not Required
If a linear regression curve was used, was the correlation coefficient within criteria?			•	Not Required
Was a second source verification analyzed after the ICAL and all analytes within criteria?			•	Not Required
Was a CCV run at the beginning of the analytical sequence and every 12 hours?			•	Not Required
Was the CCV a mid-level standard from the initial calibration curve?			•	Not Required
Did the CCCs have a %Difference within QAPP acceptance limits?			•	Not Required
Were the average RFs for the SPCCs within QAPP acceptance limits?			•	Not Required
Was the average %D (difference or drift) for all target analytes within QAPP acceptance limits?			•	Not Required
Were the internal standards added to every standard, blank, matrix spike, matrix spike duplicate, and sample?			•	Not Required
Were the retention times for all IS compounds within QAPP acceptance limits?			•	Not Required
Are the area counts of all IS compounds within QAPP acceptance limits?			•	Not Required
Was a method blank prepared and analyzed with each batch?				
Were target analytes detected in the method blank above the MDL?				
Was a field blank (equipment or trip) collected and analyzed at the required frequency?				
Were target analytes reported in the field blank analyses above the MDL?				
If a field duplicate was analyzed, were the RPDs within QAPP acceptance limits?				
Was an LCS/LCSD pair prepared and analyzed with each batch?				

AUTOMATED DATA REVIEW SUMMARY for 240-17796-1_(76-SB,SS,SW)

Method: SW8270C

Review Questions	Yes	No	NA	Comment
Were the LCS/LCSD recoveries within QAPP acceptance limits?				
Were the LCS/LCSD RPDs within QAPP acceptance limits?				
Was the duplicate RPD within QAPP acceptance limits?				
Are all samples associated with QC non-compliances flagged appropriately?				
Are the Qualified, Detected, and Rejected tables of the ADR report in agreement?				
Was a MS/MSD pair prepared with each batch?				
Is the MS/MSD parent sample the one designated by the sampling team?				
Were MS/MSD recoveries and RPD within QAPP acceptance limits?				
Were surrogate recoveries within QAPP acceptance limits?				
Were reported sample concentrations within calibration range?				
Have all Laboratory Case Narrative comments/findings been addressed in the data review process?				
Were instrument run logs present and filled out appropriately?				
Were sample prepration sheets present and filled out appropriately?				

Method: SW8330B

Review Questions	Yes	No	NA	Comment
Did Chain-of-Custody information agree with laboratory report?				
Were samples preserved properly and received in good condition?				
Were sample reciept temperatures met?				
Were holding times for prep and analysis met?				
Does the initial calibration curve consist of 5 concentration levels, with the low standard near but > MDL?				
Is the ICAL %RSD within acceptance limits (%D =20%) on both columns?				
Was a second source verification analyzed after the ICAL and all analytes within criteria (%D =20%)?				
Was a CCV run at the beginning of the analytical sequence and every 12 hours?				
Was the CCV a mid-level standard from the initial calibration curve?				
Was the CCV %D within criteria (%D =20%)?				
Was a method blank prepared and analyzed with each batch?				
Were target analytes detected in the method blank above the MDL?				
Was a field blank (equipment or trip) collected and analyzed?				

AUTOMATED DATA REVIEW SUMMARY for 240-17796-1_(76-SB,SS,SW)

Method: SW8330B

Review Questions	Yes	No	NA	Comment
Were target analytes reported in the field blank analyses above the MDL?				
Were surrogate recoveries within QAPP acceptance limits?				
Was an LCS/LCSD pair prepared and analyzed with each batch? (if applicable)				
Were the LCS recoveries within QAPP acceptance limits?				
Were the LCS/LCSD RPDs within QAPP acceptance limits? (if applicable)				
If a field duplicate was analyzed, were the RPDs within QAPP acceptance limits (RPD = 30%) ?				
Is the MS/MSD parent sample the one designated by the sampling team?				
Were MS/MSD recoveries and RPD within QAPP acceptance limits?				
Were all QAPP-specified target analytes reported?				
Were reported sample concentrations within calibration range?				
Were RPDs between primary and confirmation columns < 40%?				
Did PDA spectra for reported compounds match associated standard spectra?				
Are all samples associated with QC non-compliances flagged appropriately?				
Are the Qualified, Detected, and Rejected tables of the ADR report in agreement?				
Have all Laboratory Case Narrative comments/findings been addressed in the data review process?				
Were sample prepration sheets present and filled out appropriately?				
Were instrument run logs present and filled out appropriately?				

WORKSHEET 10

Automated Data Review Summary for 240-17796-2
Equipment Rinsate Blank

This page left intentionally blank.

AUTOMATED DATA REVIEW SUMMARY for 240-17796-2

Facility: Ravenna Army Ammunition Plant

Event: Fall 2012 SI/RI Sampling

Guidance Document: Ravenna Army Ammunition Plant, Quality Assurance Project Plan, Oct. 3, 2012

Contract Laboratory: TestAmerica, Inc., North Canton, OH

Field Contractor: Environmental Chemical Corporation, Otis Ang Base, MA

Data Review Contractor:

SDG: 240-17796-2, Certified - 1/3/2013 by frederickroche

QC Level: ADR

Project Manager:

Data Reviewer:

Data Reviewer Title:

Date of Review Report:

Samples Included in SDG 240-17796-2

Analytical Method/ Leach Method	Normal Soil Samples	Field QC Soil Samples
SW6020/NONE	23	0

AUTOMATED DATA REVIEW SUMMARY for 240-17796-2

This report assesses the analytical data quality associated with the analyses listed on the preceding cover page. This assessment has been made through a combination of automated data review (ADR) and supplemental manual review, the details of which are described below. The approach taken in the review of this data set is consistent with the requirements contained in the Ravenna Army Ammunition Plant, Quality Assurance Project Plan, Oct. 3, 2012 to the extent possible. Where definitive guidance is not provided, data has been evaluated in a conservative manner using professional judgment. In cases where two qualifiers are listed as an action, such as 'J/UJ', the first qualifier applies to positive results, and the second to non-detect results.

Samples were collected by Environmental Chemical Corporation, Otis Ang Base, MA; analyses were performed by TestAmerica, Inc., North Canton, OH and were reported under sample delivery group (SDG) 240-17796-2. Results have been evaluated electronically using electronic data deliverables (EDDs) provided by the laboratory. The laboratory data summary forms (hard copy) have been reviewed during this effort and compared to the automated review output. Findings based on the automated data submission and manual data verification processes are detailed in the ADR narrative.

The following quality control elements were supported by the electronic deliverable and were evaluated during this review effort:

- Blank
- Blank - Negative
- Lab Replicate RPD
- LCS Recovery
- MS Recovery
- Prep Hold Time
- Test Hold Time

The following quality control elements were either not applicable to the deliverable, or were not supported by the electronic deliverable, and were therefore not included in the automated data review. Those elements required for the project were reviewed manually, as narrated in the Comment section below.

- Ambient Blank
- Calibration Blank
- Calibration Blank - Negative
- Continuing Calibration Verification
- Equipment Blank
- Field Blank
- Field Duplicate RPD

AUTOMATED DATA REVIEW SUMMARY for 240-17796-2

Initial Calibration Verification

LCS RPD

Material Blank

MS RPD

Surrogate

Trip Blank

AUTOMATED DATA REVIEW SUMMARY for 240-17796-2

A representative sampling or ten percent of sample and QC results were manually evaluated for compliance with project specific requirements and consistency with hard copy results. The following summaries were generated during the evaluation of this data set and are included in this report as applicable.

Batch – The analytical batch report is reviewed for completeness and compliance with project specific requirements. Incomplete or non-compliant run sequences are identified and their impact on data quality are discussed in the narrative.

QC Outlier – Results exceeding the evaluation criteria are reviewed for compliance with project requirements and a minimum of ten percent of the non-compliant QC values reported electronically are verified for consistency with hard-copy values.

Qualified Results – Qualified results are evaluated for compliance with project requirements and ten percent of qualified results are verified for consistency with the QC Outliers.

Rejected Results – All rejected results are evaluated for compliance with project requirements. The reason for rejection of the data is verified against hard copy data.

Field Duplicates – Field duplicate comparison results are evaluated for compliance with project requirements and ten percent of values reported are verified for consistency with the hard-copy data.

Data Submission Warnings – Warnings encountered during the data submission process are evaluated and their affect on data quality is discussed in the narrative below.

Analytical deficiencies, project non-compliance issues and inconsistencies with hard copy results observed during ADR evaluation process and their impact on data quality are summarized in the narrative below.

A total of 4 results (0.79%) out of the 506 results (sample and field QC samples) reported are qualified based on review and 0 results (0.00%) have been rejected. Trace values are not counted as qualified results in the above count. The qualified results are detailed in the following tables and discussed in the narrative below, where appropriate.

Narrative Comments

Analytical Method	Comment
SW6020	

AUTOMATED DATA REVIEW SUMMARY for 240-17796-2

Reviewed by ,

AUTOMATED DATA REVIEW SUMMARY for 240-17796-2

Reason and Comment Code Definitions

Reasons	
Code	**Definition**
A	Serial dilution
A1	Ambient Blank
B	The analyte was found in an associated blank as well as in the sample.
B2	CCB
B3	CCB - Neg
c	LCS - low
C	LCS Recovery
d	Field Duplicate RPD
D	MS RPD
D1	Lab Replicate RPD
D2	No precision available
F	Field Blank
F1	Hydrocarbon pattern does not match standard
G1	Initial Calibration RRF
G2	Initial Calibration RSD
h	Holding time exceeded by less than 2X.
H	Holding time exceeded by more than 2X.
H1	Test Hold Time
H2	Prep Hold Time
I	Surrogate recovery outside project limits.
J	CRA/CRI Recovery
K	An analyte (non-common laboratory artifact) was detected in the sample at a concentration less than 5X the concentration detected in the associated method blank.
L	Lab Blank
L1	Lab Blank - Neg
m	MS - low
M	MS Recovery
N	Blank - No Action

AUTOMATED DATA REVIEW SUMMARY for 240-17796-2

Reason and Comment Code Definitions

O	ICS
P	Sample preservation/collection requirement not met.
P1	Column RPD
P2	Improper preparation/extraction
q	Encore sample holding time exceeded by less than 2X.
Q	Encore sample holding time exceeded by more than 2X.
Q1	Material Blank
R	Exceeds LinearCalibration Range
S	Internal standard
T	Trip Blank
TI	Tentatively Identified Compound
TR	Trace Level Detect
U	Receipt Temperature
V	Equipment Blank
V1	ICV
V2	CCV
V3	CCV RRF
V4	Sample Receipt Condition
W	Column breakdown (pesticides)
X	Raised reporting limit
Y	Cooler temperature greater than 10 degreec C.
y	Cooler temperature greater than 4 degrees C, but less than 10 degreec C.
Y1	False Positive
Y2	Data rejected due to radiological anomolies
Z	LCS RPD
Z2	Analyte not confirmed on second column
Z3	High percent moisture in sample.

AUTOMATED DATA REVIEW SUMMARY for 240-17796-2

Flag Code and Definitions	
Flag	Definition
U	Undetected: The analyte was analyzed for, but not detected.
UJ	The analyte was not detected; however, the result is estimated due to discrepancies in meeting certain analyte-specific quality control criteria.
J	Estimated: The analyte was positively identified, the quantitation is an estimation due to discrepancies in meeting certain analyte-specific quality control criteria.
R	The data are rejected due to deficiencies in meeting QC criteria and may not be used for decision making.
N	The analysis indicates the presence of an analyte for which there is presumptive evidence to make a "tentative identification".
NJ	The analysis indicates the presence of an analyte that has been “tentatively identified” and the associated numerical value represents its approximate concentration.

AUTOMATED DATA REVIEW SUMMARY for 240-17796-2

Batch Report

Test Method: SW6020; Leach Method: NONE

Analytical Batch	Prep Batch	Leach Batch	Location	Matrix	Field Sample ID	Lab Sample ID	Calibration Ref	Run#/ Dil'n	Collection Date/Time	Extract Date/Time	Analysis Date/Time	Sample Type
59262	59062	NA	LABQC	SQ	LABQC	MB 180-59062/1-A		1/1	27-Nov-2012 10:06 AM	27-Nov-2012 10:06 AM	22-Dec-2012 9:29 PM	LB
	59062	NA	LABQC	SQ	LABQC	LCS 180-59062/2-A		1/1	27-Nov-2012 10:06 AM	27-Nov-2012 10:06 AM	22-Dec-2012 9:33 PM	BS
	59062	NA	76-U4-DU1-SB	SO	076SB-0023M-0001-SO	240-17796-1		1/1	15-Nov-2012 9:15 AM	27-Nov-2012 10:06 AM	22-Dec-2012 9:40 PM	N
	59062	NA	76-U4-DU1-SB	SO	076SB-0023M-0001-SO	240-17796-1		1/1	15-Nov-2012 9:15 AM	27-Nov-2012 10:06 AM	22-Dec-2012 10:04 PM	LR
	59062	NA	76-U4-DU1-SB	SO	076SB-0023M-0001-SO	240-17796-1		1/1	15-Nov-2012 9:15 AM	27-Nov-2012 10:06 AM	22-Dec-2012 10:08 PM	MS
	59062	NA	76-U10-DU1-SS	SO	076SS-0022M-0001-SO	240-17796-2		1/1	15-Nov-2012 12:25 PM	27-Nov-2012 10:06 AM	22-Dec-2012 10:20 PM	N
	59062	NA	76-U4-DU1-SB	SO	076SB-0024M-0001-SO	240-17796-3		1/1	15-Nov-2012 10:20 AM	27-Nov-2012 10:06 AM	22-Dec-2012 10:24 PM	N
	59062	NA	76-U4-DU1-SB1	SO	076SB-0025M-0001-SO	240-17796-4		1/1	15-Nov-2012 9:00 AM	27-Nov-2012 10:06 AM	22-Dec-2012 10:28 PM	N
	59062	NA	76-U4-DU1-SB2	SO	076SB-0026M-0001-SO	240-17796-5		1/1	15-Nov-2012 9:20 AM	27-Nov-2012 10:06 AM	22-Dec-2012 10:33 PM	N
	59062	NA	76-U4-DU1-SB3	SO	076SB-0027M-0001-SO	240-17796-6		1/1	15-Nov-2012 9:40 AM	27-Nov-2012 10:06 AM	22-Dec-2012 10:37 PM	N
	59062	NA	76-U4-DU1-SB4	SO	076SB-0028M-0001-SO	240-17796-7		1/1	15-Nov-2012 10:00 AM	27-Nov-2012 10:06 AM	22-Dec-2012 10:41 PM	N
	59062	NA	76-U4-DU1-SB5	SO	076SB-0029M-0001-SO	240-17796-8		1/1	15-Nov-2012 10:25 AM	27-Nov-2012 10:06 AM	22-Dec-2012 11:01 PM	N
	59062	NA	76-U20-DU1-SB	SO	076SB-0053M-0001-SO	240-17796-9		1/1	15-Nov-2012 3:55 PM	27-Nov-2012 10:06 AM	22-Dec-2012 11:05 PM	N
	59062	NA	76-U20-DU1-SS	SO	076SS-0007M-0001-SO	240-17796-10		1/1	15-Nov-2012 3:45 PM	27-Nov-2012 10:06 AM	22-Dec-2012 11:09 PM	N
	59062	NA	76-U20-DU1-SB	SO	076SB-0054M-0001-SO	240-17796-11		1/1	15-Nov-2012 3:56 PM	27-Nov-2012 10:06 AM	22-Dec-2012 11:14 PM	N
	59062	NA	76-U20-DU1-SB1	SO	076SB-0055M-0001-SO	240-17796-12		1/1	15-Nov-2012 1:45 PM	27-Nov-2012 10:06 AM	22-Dec-2012 11:18 PM	N
	59062	NA	76-U20-DU1-SB2	SO	076SB-0056M-0001-SO	240-17796-13		1/1	15-Nov-2012 2:10 PM	27-Nov-2012 10:06 AM	22-Dec-2012 11:22 PM	N
	59062	NA	76-U20-DU1-SB3	SO	076SB-0057M-0001-SO	240-17796-14		1/1	15-Nov-2012 2:40 PM	27-Nov-2012 10:06 AM	22-Dec-2012 11:27 PM	N

AUTOMATED DATA REVIEW SUMMARY for 240-17796-2

Batch Report

Test Method: SW6020; Leach Method: NONE

Analytical Batch	Prep Batch	Leach Batch	Location	Matrix	Field Sample ID	Lab Sample ID	Calibration Ref	Run#/ Dil'n	Collection Date/Time	Extract Date/Time	Analysis Date/Time	Sample Type
59262	59062	NA	76-U20-DU1-SB4	SO	076SB-0058M-0001-SO	240-17796-15		1/1	15-Nov-2012 3:30 PM	27-Nov-2012 10:06 AM	22-Dec-2012 11:31 PM	N
	59062	NA	76-U20-DU1-SB5	SO	076SB-0059M-0001-SO	240-17796-16		1/1	15-Nov-2012 4:00 PM	27-Nov-2012 10:06 AM	22-Dec-2012 11:35 PM	N
	59062	NA	76-A3-DU1-SB	SO	076SB-0060M-0001-SO	240-17796-22		1/1	15-Nov-2012 5:35 PM	27-Nov-2012 10:06 AM	22-Dec-2012 11:40 PM	N
	59062	NA	76-A3-DU1-SB	SO	076SB-0061M-0001-SO	240-17796-23		1/1	15-Nov-2012 5:36 PM	27-Nov-2012 10:06 AM	22-Dec-2012 11:59 PM	N
	59062	NA	76-A3-DU1-SB1	SO	076SB-0062M-0001-SO	240-17796-24		1/1	15-Nov-2012 5:05 PM	27-Nov-2012 10:06 AM	23-Dec-2012 12:04 AM	N
59320	59062	NA	LABQC	SQ	LABQC	MB 180-59062/1-A		2/1	27-Nov-2012 10:06 AM	27-Nov-2012 10:06 AM	23-Dec-2012 7:08 PM	LB
	59062	NA	76-A3-DU1-SB2	SO	076SB-0063M-0001-SO	240-17796-25		1/1	15-Nov-2012 5:15 PM	27-Nov-2012 10:06 AM	23-Dec-2012 7:13 PM	N
59262	59171	NA	LABQC	SQ	LABQC	MB 180-59171/1-A		1/1	28-Nov-2012 12:40 PM	28-Nov-2012 12:40 PM	23-Dec-2012 12:14 AM	LB
	59171	NA	LABQC	SQ	LABQC	LCS 180-59171/2-A		1/1	28-Nov-2012 12:40 PM	28-Nov-2012 12:40 PM	23-Dec-2012 12:18 AM	BS
	59171	NA	76-A3-DU1-SB3	SO	076SB-0064M-0001-SO	240-17796-26		1/1	15-Nov-2012 5:25 PM	28-Nov-2012 12:40 PM	23-Dec-2012 12:22 AM	N
	59171	NA	76-A3-DU1-SB3	SO	076SB-0064M-0001-SO	240-17796-26		1/1	15-Nov-2012 5:25 PM	28-Nov-2012 12:40 PM	23-Dec-2012 12:31 AM	LR
	59171	NA	76-A3-DU1-SB3	SO	076SB-0064M-0001-SO	240-17796-26		1/1	15-Nov-2012 5:25 PM	28-Nov-2012 12:40 PM	23-Dec-2012 12:35 AM	MS
	59171	NA	76-A3-DU1-SB4	SO	076SB-0065M-0001-SO	240-17796-27		1/1	15-Nov-2012 5:40 PM	28-Nov-2012 12:40 PM	23-Dec-2012 12:59 AM	N
	59171	NA	76-A3-DU1-SB5	SO	076SB-0066M-0001-SO	240-17796-28		1/1	15-Nov-2012 4:50 PM	28-Nov-2012 12:40 PM	23-Dec-2012 1:04 AM	N

AUTOMATED DATA REVIEW SUMMARY for 240-17796-2

Field Batch Report

--No Records Found--

AUTOMATED DATA REVIEW SUMMARY for 240-17796-2

QC Outlier Report

Test/Prep/Leach	QC Element	Sample ID/ Lab Sample ID	Run# / Dil'n	Analyte	Result (Units)	Qualifier	Warning Limits	Control Limits	Reason	Comment	Rule	Action Level
SW6020 / SW3050B/NONE	Blank	MB 180-59062/1-A (LB) / MB 180-59062/1-A	1 / 1.00	Aluminum	0.50 (MG/KG)	U/None	< 0.28	< 3	L		1	0.495
SW6020 / SW3050B/NONE	Blank	MB 180-59062/1-A (LB) / MB 180-59062/1-A	2 / 1.00	Aluminum	0.65 (MG/KG)	U/None	< 0.28	< 3	L		1	0.652
SW6020 / SW3050B/NONE	Blank	MB 180-59062/1-A (LB) / MB 180-59062/1-A	1 / 1.00	Calcium	1.4 (MG/KG)	U/None	< 1.3	< 10	L		1	1.43
SW6020 / SW3050B/NONE	Blank	MB 180-59062/1-A (LB) / MB 180-59062/1-A	2 / 1.00	Calcium	1.8 (MG/KG)	U/None	< 1.3	< 10	L		1	1.81
SW6020 / SW3050B/NONE	Blank	MB 180-59062/1-A (LB) / MB 180-59062/1-A	1 / 1.00	Iron	2.4 (MG/KG)	U/None	< 1.1	< 5	L		1	2.37
SW6020 / SW3050B/NONE	Blank	MB 180-59062/1-A (LB) / MB 180-59062/1-A	2 / 1.00	Manganese	0.039 (MG/KG)	U/None	< 0.016	< 0.5	L		1	0.0391
SW6020 / SW3050B/NONE	Blank	MB 180-59062/1-A (LB) / MB 180-59062/1-A	2 / 1.00	Zinc	0.078 (MG/KG)	U/None	< 0.065	< 0.5	L		1	0.0780
SW6020 / SW3050B/NONE	Blank	MB 180-59171/1-A (LB) / MB 180-59171/1-A	1 / 1.00	Aluminum	0.70 (MG/KG)	U/None	< 0.28	< 3	L		1	0.695
SW6020 / SW3050B/NONE	Blank	MB 180-59171/1-A (LB) / MB 180-59171/1-A	1 / 1.00	Calcium	1.4 (MG/KG)	U/None	< 1.3	< 10	L		1	1.44
SW6020 / SW3050B/NONE	Blank	MB 180-59171/1-A (LB) / MB 180-59171/1-A	1 / 1.00	Iron	2.3 (MG/KG)	U/None	< 1.1	< 5	L		1	2.32
SW6020 / SW3050B/NONE	Blank	MB 180-59171/1-A (LB) / MB 180-59171/1-A	1 / 1.00	Manganese	0.020 (MG/KG)	U/None	< 0.016	< 0.5	L		1	0.0199

AUTOMATED DATA REVIEW SUMMARY for 240-17796-2

Qualified Results

Test Leach	Matrix	FieldSample ID	LabSample ID	Type	Analyte	RL	Lab Result	Qualified Result	Bias	Units	Reason
SW6020/NONE	SO	076SB-0023M-0001-SO	240-17796-1	N	Aluminum	2.8	7300	7300 J		MG/KG	M
SW6020/NONE	SO	076SB-0023M-0001-SO	240-17796-1	N	Antimony	0.19	0.11	0.11 J		MG/KG	TR
SW6020/NONE	SO	076SB-0023M-0001-SO	240-17796-1	N	Iron	4.7	22000	22000 J		MG/KG	M
SW6020/NONE	SO	076SB-0023M-0001-SO	240-17796-1	N	Manganese	0.47	590	590 J		MG/KG	M
SW6020/NONE	SO	076SB-0023M-0001-SO	240-17796-1	N	Silver	0.094	0.021	0.021 J		MG/KG	TR
SW6020/NONE	SO	076SB-0023M-0001-SO	240-17796-1	N	Zinc	0.47	46.0	46.0 J		MG/KG	M
SW6020/NONE	SO	076SB-0024M-0001-SO	240-17796-3	N	Antimony	0.19	0.11	0.11 J		MG/KG	TR
SW6020/NONE	SO	076SB-0024M-0001-SO	240-17796-3	N	Selenium	0.46	0.43	0.43 J		MG/KG	TR
SW6020/NONE	SO	076SB-0024M-0001-SO	240-17796-3	N	Silver	0.093	0.020	0.020 J		MG/KG	TR
SW6020/NONE	SO	076SB-0025M-0001-SO	240-17796-4	N	Antimony	0.18	0.092	0.092 J		MG/KG	TR
SW6020/NONE	SO	076SB-0025M-0001-SO	240-17796-4	N	Selenium	0.45	0.39	0.39 J		MG/KG	TR
SW6020/NONE	SO	076SB-0025M-0001-SO	240-17796-4	N	Silver	0.091	0.019	0.019 J		MG/KG	TR
SW6020/NONE	SO	076SB-0026M-0001-SO	240-17796-5	N	Antimony	0.15	0.095	0.095 J		MG/KG	TR
SW6020/NONE	SO	076SB-0026M-0001-SO	240-17796-5	N	Silver	0.073	0.022	0.022 J		MG/KG	TR
SW6020/NONE	SO	076SB-0027M-0001-SO	240-17796-6	N	Silver	0.087	0.037	0.037 J		MG/KG	TR
SW6020/NONE	SO	076SB-0028M-0001-SO	240-17796-7	N	Antimony	0.15	0.090	0.090 J		MG/KG	TR
SW6020/NONE	SO	076SB-0028M-0001-SO	240-17796-7	N	Silver	0.076	0.013	0.013 J		MG/KG	TR
SW6020/NONE	SO	076SB-0029M-0001-SO	240-17796-8	N	Antimony	0.17	0.11	0.11 J		MG/KG	TR
SW6020/NONE	SO	076SB-0029M-0001-SO	240-17796-8	N	Silver	0.085	0.024	0.024 J		MG/KG	TR
SW6020/NONE	SO	076SB-0053M-0001-SO	240-17796-9	N	Antimony	0.16	0.064	0.064 J		MG/KG	TR
SW6020/NONE	SO	076SB-0053M-0001-SO	240-17796-9	N	Selenium	0.40	0.32	0.32 J		MG/KG	TR
SW6020/NONE	SO	076SB-0053M-0001-SO	240-17796-9	N	Silver	0.081	0.024	0.024 J		MG/KG	TR
SW6020/NONE	SO	076SB-0054M-0001-SO	240-17796-11	N	Antimony	0.14	0.058	0.058 J		MG/KG	TR
SW6020/NONE	SO	076SB-0054M-0001-SO	240-17796-11	N	Silver	0.072	0.027	0.027 J		MG/KG	TR
SW6020/NONE	SO	076SB-0055M-0001-SO	240-17796-12	N	Antimony	0.18	0.053	0.053 J		MG/KG	TR
SW6020/NONE	SO	076SB-0055M-0001-SO	240-17796-12	N	Selenium	0.44	0.38	0.38 J		MG/KG	TR
SW6020/NONE	SO	076SB-0055M-0001-SO	240-17796-12	N	Silver	0.088	0.027	0.027 J		MG/KG	TR
SW6020/NONE	SO	076SB-0056M-0001-SO	240-17796-13	N	Antimony	0.14	0.065	0.065 J		MG/KG	TR

AUTOMATED DATA REVIEW SUMMARY for 240-17796-2

Qualified Results

Test Leach	Matrix	FieldSample ID	LabSample ID	Type	Analyte	RL	Lab Result	Qualified Result	Bias	Units	Reason
SW6020/NONE	SO	076SB-0056M-0001-SO	240-17796-13	N	Silver	0.070	0.023	0.023 J		MG/KG	TR
SW6020/NONE	SO	076SB-0057M-0001-SO	240-17796-14	N	Antimony	0.20	0.063	0.063 J		MG/KG	TR
SW6020/NONE	SO	076SB-0057M-0001-SO	240-17796-14	N	Selenium	0.49	0.38	0.38 J		MG/KG	TR
SW6020/NONE	SO	076SB-0057M-0001-SO	240-17796-14	N	Silver	0.098	0.026	0.026 J		MG/KG	TR
SW6020/NONE	SO	076SB-0058M-0001-SO	240-17796-15	N	Antimony	0.18	0.050	0.050 J		MG/KG	TR
SW6020/NONE	SO	076SB-0058M-0001-SO	240-17796-15	N	Selenium	0.44	0.36	0.36 J		MG/KG	TR
SW6020/NONE	SO	076SB-0058M-0001-SO	240-17796-15	N	Silver	0.088	0.022	0.022 J		MG/KG	TR
SW6020/NONE	SO	076SB-0059M-0001-SO	240-17796-16	N	Antimony	0.19	0.053	0.053 J		MG/KG	TR
SW6020/NONE	SO	076SB-0059M-0001-SO	240-17796-16	N	Selenium	0.47	0.41	0.41 J		MG/KG	TR
SW6020/NONE	SO	076SB-0059M-0001-SO	240-17796-16	N	Silver	0.094	0.030	0.030 J		MG/KG	TR
SW6020/NONE	SO	076SB-0060M-0001-SO	240-17796-22	N	Antimony	0.19	0.18	0.18 J		MG/KG	TR
SW6020/NONE	SO	076SB-0060M-0001-SO	240-17796-22	N	Silver	0.096	0.028	0.028 J		MG/KG	TR
SW6020/NONE	SO	076SB-0060M-0001-SO	240-17796-22	N	Thallium	0.096	0.072	0.072 J		MG/KG	TR
SW6020/NONE	SO	076SB-0061M-0001-SO	240-17796-23	N	Antimony	0.18	0.072	0.072 J		MG/KG	TR
SW6020/NONE	SO	076SB-0061M-0001-SO	240-17796-23	N	Selenium	0.46	0.40	0.40 J		MG/KG	TR
SW6020/NONE	SO	076SB-0061M-0001-SO	240-17796-23	N	Silver	0.092	0.029	0.029 J		MG/KG	TR
SW6020/NONE	SO	076SB-0062M-0001-SO	240-17796-24	N	Antimony	0.19	0.058	0.058 J		MG/KG	TR
SW6020/NONE	SO	076SB-0062M-0001-SO	240-17796-24	N	Selenium	0.49	0.43	0.43 J		MG/KG	TR
SW6020/NONE	SO	076SB-0062M-0001-SO	240-17796-24	N	Silver	0.097	0.052	0.052 J		MG/KG	TR
SW6020/NONE	SO	076SB-0062M-0001-SO	240-17796-24	N	Thallium	0.097	0.087	0.087 J		MG/KG	TR
SW6020/NONE	SO	076SB-0063M-0001-SO	240-17796-25	N	Antimony	0.16	0.13	0.13 J		MG/KG	TR
SW6020/NONE	SO	076SB-0063M-0001-SO	240-17796-25	N	Silver	0.078	0.027	0.027 J		MG/KG	TR
SW6020/NONE	SO	076SB-0064M-0001-SO	240-17796-26	N	Antimony	0.18	0.12	0.12 J		MG/KG	TR
SW6020/NONE	SO	076SB-0064M-0001-SO	240-17796-26	N	Silver	0.092	0.021	0.021 J		MG/KG	TR
SW6020/NONE	SO	076SB-0065M-0001-SO	240-17796-27	N	Silver	0.074	0.026	0.026 J		MG/KG	TR
SW6020/NONE	SO	076SB-0066M-0001-SO	240-17796-28	N	Antimony	0.17	0.11	0.11 J		MG/KG	TR
SW6020/NONE	SO	076SB-0066M-0001-SO	240-17796-28	N	Silver	0.087	0.035	0.035 J		MG/KG	TR
SW6020/NONE	SO	076SS-0007M-0001-SO	240-17796-10	N	Antimony	0.19	0.12	0.12 J		MG/KG	TR
SW6020/NONE	SO	076SS-0022M-0001-SO	240-17796-2	N	Antimony	0.20	0.10	0.10 J		MG/KG	TR

AUTOMATED DATA REVIEW SUMMARY for 240-17796-2

Qualified Results

Test Leach	Matrix	FieldSample ID	LabSample ID	Type	Analyte	RL	Lab Result	Qualified Result	Bias	Units	Reason
SW6020/NONE	SO	076SS-0022M-0001-SO	240-17796-2	N	Silver	0.098	0.026	0.026 J		MG/KG	TR

AUTOMATED DATA REVIEW SUMMARY for 240-17796-2

AUTOMATED DATA REVIEW SUMMARY for 240-17796-2

Detected Results

Test Leach	Matrix	FieldSample ID	LabSample ID	Type	Analyte	RL	Lab Result	Qualified Result	Units	Reason
SW6020/NONE	SO	076SB-0023M-0001-SO	240-17796-1	N	Silver	0.094	0.021	0.021 J	MG/KG	TR
SW6020/NONE	SO	076SB-0023M-0001-SO	240-17796-1	N	Aluminum	2.8	7300	7300 J	MG/KG	M
SW6020/NONE	SO	076SB-0023M-0001-SO	240-17796-1	N	Arsenic	0.094	11.0	11.0	MG/KG	
SW6020/NONE	SO	076SB-0023M-0001-SO	240-17796-1	N	Barium	0.94	50.0	50.0	MG/KG	
SW6020/NONE	SO	076SB-0023M-0001-SO	240-17796-1	N	Beryllium	0.094	0.44	0.44	MG/KG	
SW6020/NONE	SO	076SB-0023M-0001-SO	240-17796-1	N	Calcium	9.4	950	950	MG/KG	
SW6020/NONE	SO	076SB-0023M-0001-SO	240-17796-1	N	Cadmium	0.094	0.14	0.14	MG/KG	
SW6020/NONE	SO	076SB-0023M-0001-SO	240-17796-1	N	Cobalt	0.047	7.3	7.3	MG/KG	
SW6020/NONE	SO	076SB-0023M-0001-SO	240-17796-1	N	Chromium	0.19	18.0	18.0	MG/KG	
SW6020/NONE	SO	076SB-0023M-0001-SO	240-17796-1	N	Copper	0.19	12.0	12.0	MG/KG	
SW6020/NONE	SO	076SB-0023M-0001-SO	240-17796-1	N	Iron	4.7	22000	22000 J	MG/KG	M
SW6020/NONE	SO	076SB-0023M-0001-SO	240-17796-1	N	Potassium	9.4	570	570	MG/KG	
SW6020/NONE	SO	076SB-0023M-0001-SO	240-17796-1	N	Magnesium	9.4	1500	1500	MG/KG	
SW6020/NONE	SO	076SB-0023M-0001-SO	240-17796-1	N	Manganese	0.47	590	590 J	MG/KG	M
SW6020/NONE	SO	076SB-0023M-0001-SO	240-17796-1	N	Sodium	9.4	21.0	21.0	MG/KG	
SW6020/NONE	SO	076SB-0023M-0001-SO	240-17796-1	N	Nickel	0.094	16.0	16.0	MG/KG	
SW6020/NONE	SO	076SB-0023M-0001-SO	240-17796-1	N	Lead	0.094	12.0	12.0	MG/KG	
SW6020/NONE	SO	076SB-0023M-0001-SO	240-17796-1	N	Antimony	0.19	0.11	0.11 J	MG/KG	TR
SW6020/NONE	SO	076SB-0023M-0001-SO	240-17796-1	N	Selenium	0.47	0.52	0.52	MG/KG	
SW6020/NONE	SO	076SB-0023M-0001-SO	240-17796-1	N	Thallium	0.094	0.15	0.15	MG/KG	
SW6020/NONE	SO	076SB-0023M-0001-SO	240-17796-1	N	Vanadium	0.094	16.0	16.0	MG/KG	
SW6020/NONE	SO	076SB-0023M-0001-SO	240-17796-1	N	Zinc	0.47	46.0	46.0 J	MG/KG	M
SW6020/NONE	SO	076SB-0024M-0001-SO	240-17796-3	N	Silver	0.093	0.020	0.020 J	MG/KG	TR
SW6020/NONE	SO	076SB-0024M-0001-SO	240-17796-3	N	Aluminum	2.8	5900	5900	MG/KG	
SW6020/NONE	SO	076SB-0024M-0001-SO	240-17796-3	N	Arsenic	0.093	14.0	14.0	MG/KG	
SW6020/NONE	SO	076SB-0024M-0001-SO	240-17796-3	N	Barium	0.93	41.0	41.0	MG/KG	
SW6020/NONE	SO	076SB-0024M-0001-SO	240-17796-3	N	Beryllium	0.093	0.37	0.37	MG/KG	
SW6020/NONE	SO	076SB-0024M-0001-SO	240-17796-3	N	Calcium	9.3	890	890	MG/KG	

AUTOMATED DATA REVIEW SUMMARY for 240-17796-2

Detected Results

Test Leach	Matrix	FieldSample ID	LabSample ID	Type	Analyte	RL	Lab Result	Qualified Result	Units	Reason
SW6020/NONE	SO	076SB-0024M-0001-SO	240-17796-3	N	Cadmium	0.093	0.14	0.14	MG/KG	
SW6020/NONE	SO	076SB-0024M-0001-SO	240-17796-3	N	Cobalt	0.046	7.2	7.2	MG/KG	
SW6020/NONE	SO	076SB-0024M-0001-SO	240-17796-3	N	Chromium	0.19	13.0	13.0	MG/KG	
SW6020/NONE	SO	076SB-0024M-0001-SO	240-17796-3	N	Copper	0.19	16.0	16.0	MG/KG	
SW6020/NONE	SO	076SB-0024M-0001-SO	240-17796-3	N	Iron	4.6	22000	22000	MG/KG	
SW6020/NONE	SO	076SB-0024M-0001-SO	240-17796-3	N	Potassium	9.3	620	620	MG/KG	
SW6020/NONE	SO	076SB-0024M-0001-SO	240-17796-3	N	Magnesium	9.3	1600	1600	MG/KG	
SW6020/NONE	SO	076SB-0024M-0001-SO	240-17796-3	N	Manganese	0.46	470	470	MG/KG	
SW6020/NONE	SO	076SB-0024M-0001-SO	240-17796-3	N	Sodium	9.3	22.0	22.0	MG/KG	
SW6020/NONE	SO	076SB-0024M-0001-SO	240-17796-3	N	Nickel	0.093	18.0	18.0	MG/KG	
SW6020/NONE	SO	076SB-0024M-0001-SO	240-17796-3	N	Lead	0.093	11.0	11.0	MG/KG	
SW6020/NONE	SO	076SB-0024M-0001-SO	240-17796-3	N	Antimony	0.19	0.11	0.11 J	MG/KG	TR
SW6020/NONE	SO	076SB-0024M-0001-SO	240-17796-3	N	Selenium	0.46	0.43	0.43 J	MG/KG	TR
SW6020/NONE	SO	076SB-0024M-0001-SO	240-17796-3	N	Thallium	0.093	0.12	0.12	MG/KG	
SW6020/NONE	SO	076SB-0024M-0001-SO	240-17796-3	N	Vanadium	0.093	12.0	12.0	MG/KG	
SW6020/NONE	SO	076SB-0024M-0001-SO	240-17796-3	N	Zinc	0.46	51.0	51.0	MG/KG	
SW6020/NONE	SO	076SB-0025M-0001-SO	240-17796-4	N	Silver	0.091	0.019	0.019 J	MG/KG	TR
SW6020/NONE	SO	076SB-0025M-0001-SO	240-17796-4	N	Aluminum	2.7	6600	6600	MG/KG	
SW6020/NONE	SO	076SB-0025M-0001-SO	240-17796-4	N	Arsenic	0.091	12.0	12.0	MG/KG	
SW6020/NONE	SO	076SB-0025M-0001-SO	240-17796-4	N	Barium	0.91	41.0	41.0	MG/KG	
SW6020/NONE	SO	076SB-0025M-0001-SO	240-17796-4	N	Beryllium	0.091	0.35	0.35	MG/KG	
SW6020/NONE	SO	076SB-0025M-0001-SO	240-17796-4	N	Calcium	9.1	1100	1100	MG/KG	
SW6020/NONE	SO	076SB-0025M-0001-SO	240-17796-4	N	Cadmium	0.091	0.17	0.17	MG/KG	
SW6020/NONE	SO	076SB-0025M-0001-SO	240-17796-4	N	Cobalt	0.045	7.0	7.0	MG/KG	
SW6020/NONE	SO	076SB-0025M-0001-SO	240-17796-4	N	Chromium	0.18	17.0	17.0	MG/KG	
SW6020/NONE	SO	076SB-0025M-0001-SO	240-17796-4	N	Copper	0.18	17.0	17.0	MG/KG	
SW6020/NONE	SO	076SB-0025M-0001-SO	240-17796-4	N	Iron	4.5	21000	21000	MG/KG	
SW6020/NONE	SO	076SB-0025M-0001-SO	240-17796-4	N	Potassium	9.1	620	620	MG/KG	

AUTOMATED DATA REVIEW SUMMARY for 240-17796-2

Detected Results

Test Leach	Matrix	FieldSample ID	LabSample ID	Type	Analyte	RL	Lab Result	Qualified Result	Units	Reason
SW6020/NONE	SO	076SB-0025M-0001-SO	240-17796-4	N	Magnesium	9.1	1800	1800	MG/KG	
SW6020/NONE	SO	076SB-0025M-0001-SO	240-17796-4	N	Manganese	0.45	300	300	MG/KG	
SW6020/NONE	SO	076SB-0025M-0001-SO	240-17796-4	N	Sodium	9.1	26.0	26.0	MG/KG	
SW6020/NONE	SO	076SB-0025M-0001-SO	240-17796-4	N	Nickel	0.091	19.0	19.0	MG/KG	
SW6020/NONE	SO	076SB-0025M-0001-SO	240-17796-4	N	Lead	0.091	11.0	11.0	MG/KG	
SW6020/NONE	SO	076SB-0025M-0001-SO	240-17796-4	N	Antimony	0.18	0.092	0.092 J	MG/KG	TR
SW6020/NONE	SO	076SB-0025M-0001-SO	240-17796-4	N	Selenium	0.45	0.39	0.39 J	MG/KG	TR
SW6020/NONE	SO	076SB-0025M-0001-SO	240-17796-4	N	Thallium	0.091	0.13	0.13	MG/KG	
SW6020/NONE	SO	076SB-0025M-0001-SO	240-17796-4	N	Vanadium	0.091	13.0	13.0	MG/KG	
SW6020/NONE	SO	076SB-0025M-0001-SO	240-17796-4	N	Zinc	0.45	50.0	50.0	MG/KG	
SW6020/NONE	SO	076SB-0026M-0001-SO	240-17796-5	N	Silver	0.073	0.022	0.022 J	MG/KG	TR
SW6020/NONE	SO	076SB-0026M-0001-SO	240-17796-5	N	Aluminum	2.2	6300	6300	MG/KG	
SW6020/NONE	SO	076SB-0026M-0001-SO	240-17796-5	N	Arsenic	0.073	13.0	13.0	MG/KG	
SW6020/NONE	SO	076SB-0026M-0001-SO	240-17796-5	N	Barium	0.73	37.0	37.0	MG/KG	
SW6020/NONE	SO	076SB-0026M-0001-SO	240-17796-5	N	Beryllium	0.073	0.39	0.39	MG/KG	
SW6020/NONE	SO	076SB-0026M-0001-SO	240-17796-5	N	Calcium	7.3	700	700	MG/KG	
SW6020/NONE	SO	076SB-0026M-0001-SO	240-17796-5	N	Cadmium	0.073	0.15	0.15	MG/KG	
SW6020/NONE	SO	076SB-0026M-0001-SO	240-17796-5	N	Cobalt	0.036	8.5	8.5	MG/KG	
SW6020/NONE	SO	076SB-0026M-0001-SO	240-17796-5	N	Chromium	0.15	16.0	16.0	MG/KG	
SW6020/NONE	SO	076SB-0026M-0001-SO	240-17796-5	N	Copper	0.15	15.0	15.0	MG/KG	
SW6020/NONE	SO	076SB-0026M-0001-SO	240-17796-5	N	Iron	3.6	21000	21000	MG/KG	
SW6020/NONE	SO	076SB-0026M-0001-SO	240-17796-5	N	Potassium	7.3	620	620	MG/KG	
SW6020/NONE	SO	076SB-0026M-0001-SO	240-17796-5	N	Magnesium	7.3	1700	1700	MG/KG	
SW6020/NONE	SO	076SB-0026M-0001-SO	240-17796-5	N	Manganese	0.36	450	450	MG/KG	
SW6020/NONE	SO	076SB-0026M-0001-SO	240-17796-5	N	Sodium	7.3	20.0	20.0	MG/KG	
SW6020/NONE	SO	076SB-0026M-0001-SO	240-17796-5	N	Nickel	0.073	18.0	18.0	MG/KG	
SW6020/NONE	SO	076SB-0026M-0001-SO	240-17796-5	N	Lead	0.073	13.0	13.0	MG/KG	
SW6020/NONE	SO	076SB-0026M-0001-SO	240-17796-5	N	Antimony	0.15	0.095	0.095 J	MG/KG	TR

AUTOMATED DATA REVIEW SUMMARY for 240-17796-2

Detected Results

Test Leach	Matrix	FieldSample ID	LabSample ID	Type	Analyte	RL	Lab Result	Qualified Result	Units	Reason
SW6020/NONE	SO	076SB-0026M-0001-SO	240-17796-5	N	Selenium	0.36	0.41	0.41	MG/KG	
SW6020/NONE	SO	076SB-0026M-0001-SO	240-17796-5	N	Thallium	0.073	0.13	0.13	MG/KG	
SW6020/NONE	SO	076SB-0026M-0001-SO	240-17796-5	N	Vanadium	0.073	13.0	13.0	MG/KG	
SW6020/NONE	SO	076SB-0026M-0001-SO	240-17796-5	N	Zinc	0.36	49.0	49.0	MG/KG	
SW6020/NONE	SO	076SB-0027M-0001-SO	240-17796-6	N	Silver	0.087	0.037	0.037 J	MG/KG	TR
SW6020/NONE	SO	076SB-0027M-0001-SO	240-17796-6	N	Aluminum	2.6	7200	7200	MG/KG	
SW6020/NONE	SO	076SB-0027M-0001-SO	240-17796-6	N	Arsenic	0.087	16.0	16.0	MG/KG	
SW6020/NONE	SO	076SB-0027M-0001-SO	240-17796-6	N	Barium	0.87	62.0	62.0	MG/KG	
SW6020/NONE	SO	076SB-0027M-0001-SO	240-17796-6	N	Beryllium	0.087	0.47	0.47	MG/KG	
SW6020/NONE	SO	076SB-0027M-0001-SO	240-17796-6	N	Calcium	8.7	980	980	MG/KG	
SW6020/NONE	SO	076SB-0027M-0001-SO	240-17796-6	N	Cadmium	0.087	0.16	0.16	MG/KG	
SW6020/NONE	SO	076SB-0027M-0001-SO	240-17796-6	N	Cobalt	0.043	8.6	8.6	MG/KG	
SW6020/NONE	SO	076SB-0027M-0001-SO	240-17796-6	N	Chromium	0.17	16.0	16.0	MG/KG	
SW6020/NONE	SO	076SB-0027M-0001-SO	240-17796-6	N	Copper	0.17	11.0	11.0	MG/KG	
SW6020/NONE	SO	076SB-0027M-0001-SO	240-17796-6	N	Iron	4.3	20000	20000	MG/KG	
SW6020/NONE	SO	076SB-0027M-0001-SO	240-17796-6	N	Potassium	8.7	560	560	MG/KG	
SW6020/NONE	SO	076SB-0027M-0001-SO	240-17796-6	N	Magnesium	8.7	1300	1300	MG/KG	
SW6020/NONE	SO	076SB-0027M-0001-SO	240-17796-6	N	Manganese	0.43	930	930	MG/KG	
SW6020/NONE	SO	076SB-0027M-0001-SO	240-17796-6	N	Sodium	8.7	17.0	17.0	MG/KG	
SW6020/NONE	SO	076SB-0027M-0001-SO	240-17796-6	N	Nickel	0.087	18.0	18.0	MG/KG	
SW6020/NONE	SO	076SB-0027M-0001-SO	240-17796-6	N	Lead	0.087	16.0	16.0	MG/KG	
SW6020/NONE	SO	076SB-0027M-0001-SO	240-17796-6	N	Antimony	0.17	0.29	0.29	MG/KG	
SW6020/NONE	SO	076SB-0027M-0001-SO	240-17796-6	N	Selenium	0.43	0.46	0.46	MG/KG	
SW6020/NONE	SO	076SB-0027M-0001-SO	240-17796-6	N	Thallium	0.087	0.12	0.12	MG/KG	
SW6020/NONE	SO	076SB-0027M-0001-SO	240-17796-6	N	Vanadium	0.087	14.0	14.0	MG/KG	
SW6020/NONE	SO	076SB-0027M-0001-SO	240-17796-6	N	Zinc	0.43	45.0	45.0	MG/KG	
SW6020/NONE	SO	076SB-0028M-0001-SO	240-17796-7	N	Silver	0.076	0.013	0.013 J	MG/KG	TR
SW6020/NONE	SO	076SB-0028M-0001-SO	240-17796-7	N	Aluminum	2.3	6100	6100	MG/KG	

AUTOMATED DATA REVIEW SUMMARY for 240-17796-2

Detected Results

Test Leach	Matrix	FieldSample ID	LabSample ID	Type	Analyte	RL	Lab Result	Qualified Result	Units	Reason
SW6020/NONE	SO	076SB-0028M-0001-SO	240-17796-7	N	Arsenic	0.076	13.0	13.0	MG/KG	
SW6020/NONE	SO	076SB-0028M-0001-SO	240-17796-7	N	Barium	0.76	37.0	37.0	MG/KG	
SW6020/NONE	SO	076SB-0028M-0001-SO	240-17796-7	N	Beryllium	0.076	0.34	0.34	MG/KG	
SW6020/NONE	SO	076SB-0028M-0001-SO	240-17796-7	N	Calcium	7.6	630	630	MG/KG	
SW6020/NONE	SO	076SB-0028M-0001-SO	240-17796-7	N	Cadmium	0.076	0.13	0.13	MG/KG	
SW6020/NONE	SO	076SB-0028M-0001-SO	240-17796-7	N	Cobalt	0.038	7.8	7.8	MG/KG	
SW6020/NONE	SO	076SB-0028M-0001-SO	240-17796-7	N	Chromium	0.15	12.0	12.0	MG/KG	
SW6020/NONE	SO	076SB-0028M-0001-SO	240-17796-7	N	Copper	0.15	15.0	15.0	MG/KG	
SW6020/NONE	SO	076SB-0028M-0001-SO	240-17796-7	N	Iron	3.8	20000	20000	MG/KG	
SW6020/NONE	SO	076SB-0028M-0001-SO	240-17796-7	N	Potassium	7.6	580	580	MG/KG	
SW6020/NONE	SO	076SB-0028M-0001-SO	240-17796-7	N	Magnesium	7.6	1600	1600	MG/KG	
SW6020/NONE	SO	076SB-0028M-0001-SO	240-17796-7	N	Manganese	0.38	380	380	MG/KG	
SW6020/NONE	SO	076SB-0028M-0001-SO	240-17796-7	N	Sodium	7.6	17.0	17.0	MG/KG	
SW6020/NONE	SO	076SB-0028M-0001-SO	240-17796-7	N	Nickel	0.076	15.0	15.0	MG/KG	
SW6020/NONE	SO	076SB-0028M-0001-SO	240-17796-7	N	Lead	0.076	11.0	11.0	MG/KG	
SW6020/NONE	SO	076SB-0028M-0001-SO	240-17796-7	N	Antimony	0.15	0.090	0.090 J	MG/KG	TR
SW6020/NONE	SO	076SB-0028M-0001-SO	240-17796-7	N	Selenium	0.38	0.51	0.51	MG/KG	
SW6020/NONE	SO	076SB-0028M-0001-SO	240-17796-7	N	Thallium	0.076	0.099	0.099	MG/KG	
SW6020/NONE	SO	076SB-0028M-0001-SO	240-17796-7	N	Vanadium	0.076	13.0	13.0	MG/KG	
SW6020/NONE	SO	076SB-0028M-0001-SO	240-17796-7	N	Zinc	0.38	46.0	46.0	MG/KG	
SW6020/NONE	SO	076SB-0029M-0001-SO	240-17796-8	N	Silver	0.085	0.024	0.024 J	MG/KG	TR
SW6020/NONE	SO	076SB-0029M-0001-SO	240-17796-8	N	Aluminum	2.6	6000	6000	MG/KG	
SW6020/NONE	SO	076SB-0029M-0001-SO	240-17796-8	N	Arsenic	0.085	11.0	11.0	MG/KG	
SW6020/NONE	SO	076SB-0029M-0001-SO	240-17796-8	N	Barium	0.85	48.0	48.0	MG/KG	
SW6020/NONE	SO	076SB-0029M-0001-SO	240-17796-8	N	Beryllium	0.085	0.47	0.47	MG/KG	
SW6020/NONE	SO	076SB-0029M-0001-SO	240-17796-8	N	Calcium	8.5	1600	1600	MG/KG	
SW6020/NONE	SO	076SB-0029M-0001-SO	240-17796-8	N	Cadmium	0.085	0.17	0.17	MG/KG	
SW6020/NONE	SO	076SB-0029M-0001-SO	240-17796-8	N	Cobalt	0.043	7.2	7.2	MG/KG	

AUTOMATED DATA REVIEW SUMMARY for 240-17796-2

Detected Results

Test Leach	Matrix	FieldSample ID	LabSample ID	Type	Analyte	RL	Lab Result	Qualified Result	Units	Reason
SW6020/NONE	SO	076SB-0029M-0001-SO	240-17796-8	N	Chromium	0.17	18.0	18.0	MG/KG	
SW6020/NONE	SO	076SB-0029M-0001-SO	240-17796-8	N	Copper	0.17	13.0	13.0	MG/KG	
SW6020/NONE	SO	076SB-0029M-0001-SO	240-17796-8	N	Iron	4.3	24000	24000	MG/KG	
SW6020/NONE	SO	076SB-0029M-0001-SO	240-17796-8	N	Potassium	8.5	500	500	MG/KG	
SW6020/NONE	SO	076SB-0029M-0001-SO	240-17796-8	N	Magnesium	8.5	1400	1400	MG/KG	
SW6020/NONE	SO	076SB-0029M-0001-SO	240-17796-8	N	Manganese	0.43	710	710	MG/KG	
SW6020/NONE	SO	076SB-0029M-0001-SO	240-17796-8	N	Sodium	8.5	27.0	27.0	MG/KG	
SW6020/NONE	SO	076SB-0029M-0001-SO	240-17796-8	N	Nickel	0.085	17.0	17.0	MG/KG	
SW6020/NONE	SO	076SB-0029M-0001-SO	240-17796-8	N	Lead	0.085	16.0	16.0	MG/KG	
SW6020/NONE	SO	076SB-0029M-0001-SO	240-17796-8	N	Antimony	0.17	0.11	0.11 J	MG/KG	TR
SW6020/NONE	SO	076SB-0029M-0001-SO	240-17796-8	N	Selenium	0.43	0.43	0.43	MG/KG	
SW6020/NONE	SO	076SB-0029M-0001-SO	240-17796-8	N	Thallium	0.085	0.11	0.11	MG/KG	
SW6020/NONE	SO	076SB-0029M-0001-SO	240-17796-8	N	Vanadium	0.085	14.0	14.0	MG/KG	
SW6020/NONE	SO	076SB-0029M-0001-SO	240-17796-8	N	Zinc	0.43	50.0	50.0	MG/KG	
SW6020/NONE	SO	076SB-0053M-0001-SO	240-17796-9	N	Silver	0.081	0.024	0.024 J	MG/KG	TR
SW6020/NONE	SO	076SB-0053M-0001-SO	240-17796-9	N	Aluminum	2.4	7700	7700	MG/KG	
SW6020/NONE	SO	076SB-0053M-0001-SO	240-17796-9	N	Arsenic	0.081	12.0	12.0	MG/KG	
SW6020/NONE	SO	076SB-0053M-0001-SO	240-17796-9	N	Barium	0.81	36.0	36.0	MG/KG	
SW6020/NONE	SO	076SB-0053M-0001-SO	240-17796-9	N	Beryllium	0.081	0.39	0.39	MG/KG	
SW6020/NONE	SO	076SB-0053M-0001-SO	240-17796-9	N	Calcium	8.1	1700	1700	MG/KG	
SW6020/NONE	SO	076SB-0053M-0001-SO	240-17796-9	N	Cadmium	0.081	0.15	0.15	MG/KG	
SW6020/NONE	SO	076SB-0053M-0001-SO	240-17796-9	N	Cobalt	0.040	7.3	7.3	MG/KG	
SW6020/NONE	SO	076SB-0053M-0001-SO	240-17796-9	N	Chromium	0.16	17.0	17.0	MG/KG	
SW6020/NONE	SO	076SB-0053M-0001-SO	240-17796-9	N	Copper	0.16	15.0	15.0	MG/KG	
SW6020/NONE	SO	076SB-0053M-0001-SO	240-17796-9	N	Iron	4.0	20000	20000	MG/KG	
SW6020/NONE	SO	076SB-0053M-0001-SO	240-17796-9	N	Potassium	8.1	750	750	MG/KG	
SW6020/NONE	SO	076SB-0053M-0001-SO	240-17796-9	N	Magnesium	8.1	2300	2300	MG/KG	
SW6020/NONE	SO	076SB-0053M-0001-SO	240-17796-9	N	Manganese	0.40	270	270	MG/KG	

AUTOMATED DATA REVIEW SUMMARY for 240-17796-2

Detected Results

Test Leach	Matrix	FieldSample ID	LabSample ID	Type	Analyte	RL	Lab Result	Qualified Result	Units	Reason
SW6020/NONE	SO	076SB-0053M-0001-SO	240-17796-9	N	Sodium	8.1	32.0	32.0	MG/KG	
SW6020/NONE	SO	076SB-0053M-0001-SO	240-17796-9	N	Nickel	0.081	20.0	20.0	MG/KG	
SW6020/NONE	SO	076SB-0053M-0001-SO	240-17796-9	N	Lead	0.081	11.0	11.0	MG/KG	
SW6020/NONE	SO	076SB-0053M-0001-SO	240-17796-9	N	Antimony	0.16	0.064	0.064 J	MG/KG	TR
SW6020/NONE	SO	076SB-0053M-0001-SO	240-17796-9	N	Selenium	0.40	0.32	0.32 J	MG/KG	TR
SW6020/NONE	SO	076SB-0053M-0001-SO	240-17796-9	N	Thallium	0.081	0.11	0.11	MG/KG	
SW6020/NONE	SO	076SB-0053M-0001-SO	240-17796-9	N	Vanadium	0.081	14.0	14.0	MG/KG	
SW6020/NONE	SO	076SB-0053M-0001-SO	240-17796-9	N	Zinc	0.40	45.0	45.0	MG/KG	
SW6020/NONE	SO	076SB-0054M-0001-SO	240-17796-11	N	Silver	0.072	0.027	0.027 J	MG/KG	TR
SW6020/NONE	SO	076SB-0054M-0001-SO	240-17796-11	N	Aluminum	2.2	6700	6700	MG/KG	
SW6020/NONE	SO	076SB-0054M-0001-SO	240-17796-11	N	Arsenic	0.072	14.0	14.0	MG/KG	
SW6020/NONE	SO	076SB-0054M-0001-SO	240-17796-11	N	Barium	0.72	30.0	30.0	MG/KG	
SW6020/NONE	SO	076SB-0054M-0001-SO	240-17796-11	N	Beryllium	0.072	0.38	0.38	MG/KG	
SW6020/NONE	SO	076SB-0054M-0001-SO	240-17796-11	N	Calcium	7.2	5000	5000	MG/KG	
SW6020/NONE	SO	076SB-0054M-0001-SO	240-17796-11	N	Cadmium	0.072	0.15	0.15	MG/KG	
SW6020/NONE	SO	076SB-0054M-0001-SO	240-17796-11	N	Cobalt	0.036	8.6	8.6	MG/KG	
SW6020/NONE	SO	076SB-0054M-0001-SO	240-17796-11	N	Chromium	0.14	15.0	15.0	MG/KG	
SW6020/NONE	SO	076SB-0054M-0001-SO	240-17796-11	N	Copper	0.14	17.0	17.0	MG/KG	
SW6020/NONE	SO	076SB-0054M-0001-SO	240-17796-11	N	Iron	3.6	22000	22000	MG/KG	
SW6020/NONE	SO	076SB-0054M-0001-SO	240-17796-11	N	Potassium	7.2	890	890	MG/KG	
SW6020/NONE	SO	076SB-0054M-0001-SO	240-17796-11	N	Magnesium	7.2	3400	3400	MG/KG	
SW6020/NONE	SO	076SB-0054M-0001-SO	240-17796-11	N	Manganese	0.36	360	360	MG/KG	
SW6020/NONE	SO	076SB-0054M-0001-SO	240-17796-11	N	Sodium	7.2	40.0	40.0	MG/KG	
SW6020/NONE	SO	076SB-0054M-0001-SO	240-17796-11	N	Nickel	0.072	22.0	22.0	MG/KG	
SW6020/NONE	SO	076SB-0054M-0001-SO	240-17796-11	N	Lead	0.072	9.8	9.8	MG/KG	
SW6020/NONE	SO	076SB-0054M-0001-SO	240-17796-11	N	Antimony	0.14	0.058	0.058 J	MG/KG	TR
SW6020/NONE	SO	076SB-0054M-0001-SO	240-17796-11	N	Selenium	0.36	0.46	0.46	MG/KG	
SW6020/NONE	SO	076SB-0054M-0001-SO	240-17796-11	N	Thallium	0.072	0.11	0.11	MG/KG	

AUTOMATED DATA REVIEW SUMMARY for 240-17796-2

Detected Results

Test Leach	Matrix	FieldSample ID	LabSample ID	Type	Analyte	RL	Lab Result	Qualified Result	Units	Reason
SW6020/NONE	SO	076SB-0054M-0001-SO	240-17796-11	N	Vanadium	0.072	12.0	12.0	MG/KG	
SW6020/NONE	SO	076SB-0054M-0001-SO	240-17796-11	N	Zinc	0.36	50.0	50.0	MG/KG	
SW6020/NONE	SO	076SB-0055M-0001-SO	240-17796-12	N	Silver	0.088	0.027	0.027 J	MG/KG	TR
SW6020/NONE	SO	076SB-0055M-0001-SO	240-17796-12	N	Aluminum	2.6	7200	7200	MG/KG	
SW6020/NONE	SO	076SB-0055M-0001-SO	240-17796-12	N	Arsenic	0.088	15.0	15.0	MG/KG	
SW6020/NONE	SO	076SB-0055M-0001-SO	240-17796-12	N	Barium	0.88	29.0	29.0	MG/KG	
SW6020/NONE	SO	076SB-0055M-0001-SO	240-17796-12	N	Beryllium	0.088	0.41	0.41	MG/KG	
SW6020/NONE	SO	076SB-0055M-0001-SO	240-17796-12	N	Calcium	8.8	5800	5800	MG/KG	
SW6020/NONE	SO	076SB-0055M-0001-SO	240-17796-12	N	Cadmium	0.088	0.15	0.15	MG/KG	
SW6020/NONE	SO	076SB-0055M-0001-SO	240-17796-12	N	Cobalt	0.044	9.4	9.4	MG/KG	
SW6020/NONE	SO	076SB-0055M-0001-SO	240-17796-12	N	Chromium	0.18	13.0	13.0	MG/KG	
SW6020/NONE	SO	076SB-0055M-0001-SO	240-17796-12	N	Copper	0.18	16.0	16.0	MG/KG	
SW6020/NONE	SO	076SB-0055M-0001-SO	240-17796-12	N	Iron	4.4	23000	23000	MG/KG	
SW6020/NONE	SO	076SB-0055M-0001-SO	240-17796-12	N	Potassium	8.8	940	940	MG/KG	
SW6020/NONE	SO	076SB-0055M-0001-SO	240-17796-12	N	Magnesium	8.8	3800	3800	MG/KG	
SW6020/NONE	SO	076SB-0055M-0001-SO	240-17796-12	N	Manganese	0.44	350	350	MG/KG	
SW6020/NONE	SO	076SB-0055M-0001-SO	240-17796-12	N	Sodium	8.8	42.0	42.0	MG/KG	
SW6020/NONE	SO	076SB-0055M-0001-SO	240-17796-12	N	Nickel	0.088	22.0	22.0	MG/KG	
SW6020/NONE	SO	076SB-0055M-0001-SO	240-17796-12	N	Lead	0.088	9.7	9.7	MG/KG	
SW6020/NONE	SO	076SB-0055M-0001-SO	240-17796-12	N	Antimony	0.18	0.053	0.053 J	MG/KG	TR
SW6020/NONE	SO	076SB-0055M-0001-SO	240-17796-12	N	Selenium	0.44	0.38	0.38 J	MG/KG	TR
SW6020/NONE	SO	076SB-0055M-0001-SO	240-17796-12	N	Thallium	0.088	0.11	0.11	MG/KG	
SW6020/NONE	SO	076SB-0055M-0001-SO	240-17796-12	N	Vanadium	0.088	12.0	12.0	MG/KG	
SW6020/NONE	SO	076SB-0055M-0001-SO	240-17796-12	N	Zinc	0.44	47.0	47.0	MG/KG	
SW6020/NONE	SO	076SB-0056M-0001-SO	240-17796-13	N	Silver	0.070	0.023	0.023 J	MG/KG	TR
SW6020/NONE	SO	076SB-0056M-0001-SO	240-17796-13	N	Aluminum	2.1	7300	7300	MG/KG	
SW6020/NONE	SO	076SB-0056M-0001-SO	240-17796-13	N	Arsenic	0.070	12.0	12.0	MG/KG	
SW6020/NONE	SO	076SB-0056M-0001-SO	240-17796-13	N	Barium	0.70	34.0	34.0	MG/KG	

AUTOMATED DATA REVIEW SUMMARY for 240-17796-2

Detected Results

Test Leach	Matrix	FieldSample ID	LabSample ID	Type	Analyte	RL	Lab Result	Qualified Result	Units	Reason
SW6020/NONE	SO	076SB-0056M-0001-SO	240-17796-13	N	Beryllium	0.070	0.37	0.37	MG/KG	
SW6020/NONE	SO	076SB-0056M-0001-SO	240-17796-13	N	Calcium	7.0	2500	2500	MG/KG	
SW6020/NONE	SO	076SB-0056M-0001-SO	240-17796-13	N	Cadmium	0.070	0.17	0.17	MG/KG	
SW6020/NONE	SO	076SB-0056M-0001-SO	240-17796-13	N	Cobalt	0.035	7.5	7.5	MG/KG	
SW6020/NONE	SO	076SB-0056M-0001-SO	240-17796-13	N	Chromium	0.14	23.0	23.0	MG/KG	
SW6020/NONE	SO	076SB-0056M-0001-SO	240-17796-13	N	Copper	0.14	19.0	19.0	MG/KG	
SW6020/NONE	SO	076SB-0056M-0001-SO	240-17796-13	N	Iron	3.5	21000	21000	MG/KG	
SW6020/NONE	SO	076SB-0056M-0001-SO	240-17796-13	N	Potassium	7.0	780	780	MG/KG	
SW6020/NONE	SO	076SB-0056M-0001-SO	240-17796-13	N	Magnesium	7.0	2500	2500	MG/KG	
SW6020/NONE	SO	076SB-0056M-0001-SO	240-17796-13	N	Manganese	0.35	330	330	MG/KG	
SW6020/NONE	SO	076SB-0056M-0001-SO	240-17796-13	N	Sodium	7.0	33.0	33.0	MG/KG	
SW6020/NONE	SO	076SB-0056M-0001-SO	240-17796-13	N	Nickel	0.070	23.0	23.0	MG/KG	
SW6020/NONE	SO	076SB-0056M-0001-SO	240-17796-13	N	Lead	0.070	10.0	10.0	MG/KG	
SW6020/NONE	SO	076SB-0056M-0001-SO	240-17796-13	N	Antimony	0.14	0.065	0.065 J	MG/KG	TR
SW6020/NONE	SO	076SB-0056M-0001-SO	240-17796-13	N	Selenium	0.35	0.46	0.46	MG/KG	
SW6020/NONE	SO	076SB-0056M-0001-SO	240-17796-13	N	Thallium	0.070	0.11	0.11	MG/KG	
SW6020/NONE	SO	076SB-0056M-0001-SO	240-17796-13	N	Vanadium	0.070	13.0	13.0	MG/KG	
SW6020/NONE	SO	076SB-0056M-0001-SO	240-17796-13	N	Zinc	0.35	49.0	49.0	MG/KG	
SW6020/NONE	SO	076SB-0057M-0001-SO	240-17796-14	N	Silver	0.098	0.026	0.026 J	MG/KG	TR
SW6020/NONE	SO	076SB-0057M-0001-SO	240-17796-14	N	Aluminum	2.9	8500	8500	MG/KG	
SW6020/NONE	SO	076SB-0057M-0001-SO	240-17796-14	N	Arsenic	0.098	15.0	15.0	MG/KG	
SW6020/NONE	SO	076SB-0057M-0001-SO	240-17796-14	N	Barium	0.98	37.0	37.0	MG/KG	
SW6020/NONE	SO	076SB-0057M-0001-SO	240-17796-14	N	Beryllium	0.098	0.46	0.46	MG/KG	
SW6020/NONE	SO	076SB-0057M-0001-SO	240-17796-14	N	Calcium	9.8	4000	4000	MG/KG	
SW6020/NONE	SO	076SB-0057M-0001-SO	240-17796-14	N	Cadmium	0.098	0.13	0.13	MG/KG	
SW6020/NONE	SO	076SB-0057M-0001-SO	240-17796-14	N	Cobalt	0.049	8.5	8.5	MG/KG	
SW6020/NONE	SO	076SB-0057M-0001-SO	240-17796-14	N	Chromium	0.20	19.0	19.0	MG/KG	
SW6020/NONE	SO	076SB-0057M-0001-SO	240-17796-14	N	Copper	0.20	18.0	18.0	MG/KG	

AUTOMATED DATA REVIEW SUMMARY for 240-17796-2

Detected Results

Test Leach	Matrix	FieldSample ID	LabSample ID	Type	Analyte	RL	Lab Result	Qualified Result	Units	Reason
SW6020/NONE	SO	076SB-0057M-0001-SO	240-17796-14	N	Iron	4.9	23000	23000	MG/KG	
SW6020/NONE	SO	076SB-0057M-0001-SO	240-17796-14	N	Potassium	9.8	1200	1200	MG/KG	
SW6020/NONE	SO	076SB-0057M-0001-SO	240-17796-14	N	Magnesium	9.8	3200	3200	MG/KG	
SW6020/NONE	SO	076SB-0057M-0001-SO	240-17796-14	N	Manganese	0.49	330	330	MG/KG	
SW6020/NONE	SO	076SB-0057M-0001-SO	240-17796-14	N	Sodium	9.8	47.0	47.0	MG/KG	
SW6020/NONE	SO	076SB-0057M-0001-SO	240-17796-14	N	Nickel	0.098	23.0	23.0	MG/KG	
SW6020/NONE	SO	076SB-0057M-0001-SO	240-17796-14	N	Lead	0.098	11.0	11.0	MG/KG	
SW6020/NONE	SO	076SB-0057M-0001-SO	240-17796-14	N	Antimony	0.20	0.063	0.063 J	MG/KG	TR
SW6020/NONE	SO	076SB-0057M-0001-SO	240-17796-14	N	Selenium	0.49	0.38	0.38 J	MG/KG	TR
SW6020/NONE	SO	076SB-0057M-0001-SO	240-17796-14	N	Thallium	0.098	0.12	0.12	MG/KG	
SW6020/NONE	SO	076SB-0057M-0001-SO	240-17796-14	N	Vanadium	0.098	14.0	14.0	MG/KG	
SW6020/NONE	SO	076SB-0057M-0001-SO	240-17796-14	N	Zinc	0.49	62.0	62.0	MG/KG	
SW6020/NONE	SO	076SB-0058M-0001-SO	240-17796-15	N	Silver	0.088	0.022	0.022 J	MG/KG	TR
SW6020/NONE	SO	076SB-0058M-0001-SO	240-17796-15	N	Aluminum	2.6	8000	8000	MG/KG	
SW6020/NONE	SO	076SB-0058M-0001-SO	240-17796-15	N	Arsenic	0.088	16.0	16.0	MG/KG	
SW6020/NONE	SO	076SB-0058M-0001-SO	240-17796-15	N	Barium	0.88	32.0	32.0	MG/KG	
SW6020/NONE	SO	076SB-0058M-0001-SO	240-17796-15	N	Beryllium	0.088	0.47	0.47	MG/KG	
SW6020/NONE	SO	076SB-0058M-0001-SO	240-17796-15	N	Calcium	8.8	4100	4100	MG/KG	
SW6020/NONE	SO	076SB-0058M-0001-SO	240-17796-15	N	Cadmium	0.088	0.15	0.15	MG/KG	
SW6020/NONE	SO	076SB-0058M-0001-SO	240-17796-15	N	Cobalt	0.044	9.1	9.1	MG/KG	
SW6020/NONE	SO	076SB-0058M-0001-SO	240-17796-15	N	Chromium	0.18	15.0	15.0	MG/KG	
SW6020/NONE	SO	076SB-0058M-0001-SO	240-17796-15	N	Copper	0.18	16.0	16.0	MG/KG	
SW6020/NONE	SO	076SB-0058M-0001-SO	240-17796-15	N	Iron	4.4	23000	23000	MG/KG	
SW6020/NONE	SO	076SB-0058M-0001-SO	240-17796-15	N	Potassium	8.8	1100	1100	MG/KG	
SW6020/NONE	SO	076SB-0058M-0001-SO	240-17796-15	N	Magnesium	8.8	3700	3700	MG/KG	
SW6020/NONE	SO	076SB-0058M-0001-SO	240-17796-15	N	Manganese	0.44	350	350	MG/KG	
SW6020/NONE	SO	076SB-0058M-0001-SO	240-17796-15	N	Sodium	8.8	43.0	43.0	MG/KG	
SW6020/NONE	SO	076SB-0058M-0001-SO	240-17796-15	N	Nickel	0.088	23.0	23.0	MG/KG	

AUTOMATED DATA REVIEW SUMMARY for 240-17796-2

Detected Results

Test Leach	Matrix	FieldSample ID	LabSample ID	Type	Analyte	RL	Lab Result	Qualified Result	Units	Reason
SW6020/NONE	SO	076SB-0058M-0001-SO	240-17796-15	N	Lead	0.088	9.4	9.4	MG/KG	
SW6020/NONE	SO	076SB-0058M-0001-SO	240-17796-15	N	Antimony	0.18	0.050	0.050 J	MG/KG	TR
SW6020/NONE	SO	076SB-0058M-0001-SO	240-17796-15	N	Selenium	0.44	0.36	0.36 J	MG/KG	TR
SW6020/NONE	SO	076SB-0058M-0001-SO	240-17796-15	N	Thallium	0.088	0.11	0.11	MG/KG	
SW6020/NONE	SO	076SB-0058M-0001-SO	240-17796-15	N	Vanadium	0.088	13.0	13.0	MG/KG	
SW6020/NONE	SO	076SB-0058M-0001-SO	240-17796-15	N	Zinc	0.44	58.0	58.0	MG/KG	
SW6020/NONE	SO	076SB-0059M-0001-SO	240-17796-16	N	Silver	0.094	0.030	0.030 J	MG/KG	TR
SW6020/NONE	SO	076SB-0059M-0001-SO	240-17796-16	N	Aluminum	2.8	6600	6600	MG/KG	
SW6020/NONE	SO	076SB-0059M-0001-SO	240-17796-16	N	Arsenic	0.094	12.0	12.0	MG/KG	
SW6020/NONE	SO	076SB-0059M-0001-SO	240-17796-16	N	Barium	0.94	31.0	31.0	MG/KG	
SW6020/NONE	SO	076SB-0059M-0001-SO	240-17796-16	N	Beryllium	0.094	0.37	0.37	MG/KG	
SW6020/NONE	SO	076SB-0059M-0001-SO	240-17796-16	N	Calcium	9.4	2200	2200	MG/KG	
SW6020/NONE	SO	076SB-0059M-0001-SO	240-17796-16	N	Cadmium	0.094	0.15	0.15	MG/KG	
SW6020/NONE	SO	076SB-0059M-0001-SO	240-17796-16	N	Cobalt	0.047	7.6	7.6	MG/KG	
SW6020/NONE	SO	076SB-0059M-0001-SO	240-17796-16	N	Chromium	0.19	13.0	13.0	MG/KG	
SW6020/NONE	SO	076SB-0059M-0001-SO	240-17796-16	N	Copper	0.19	15.0	15.0	MG/KG	
SW6020/NONE	SO	076SB-0059M-0001-SO	240-17796-16	N	Iron	4.7	20000	20000	MG/KG	
SW6020/NONE	SO	076SB-0059M-0001-SO	240-17796-16	N	Potassium	9.4	920	920	MG/KG	
SW6020/NONE	SO	076SB-0059M-0001-SO	240-17796-16	N	Magnesium	9.4	2600	2600	MG/KG	
SW6020/NONE	SO	076SB-0059M-0001-SO	240-17796-16	N	Manganese	0.47	300	300	MG/KG	
SW6020/NONE	SO	076SB-0059M-0001-SO	240-17796-16	N	Sodium	9.4	37.0	37.0	MG/KG	
SW6020/NONE	SO	076SB-0059M-0001-SO	240-17796-16	N	Nickel	0.094	19.0	19.0	MG/KG	
SW6020/NONE	SO	076SB-0059M-0001-SO	240-17796-16	N	Lead	0.094	10.0	10.0	MG/KG	
SW6020/NONE	SO	076SB-0059M-0001-SO	240-17796-16	N	Antimony	0.19	0.053	0.053 J	MG/KG	TR
SW6020/NONE	SO	076SB-0059M-0001-SO	240-17796-16	N	Selenium	0.47	0.41	0.41 J	MG/KG	TR
SW6020/NONE	SO	076SB-0059M-0001-SO	240-17796-16	N	Thallium	0.094	0.10	0.10	MG/KG	
SW6020/NONE	SO	076SB-0059M-0001-SO	240-17796-16	N	Vanadium	0.094	12.0	12.0	MG/KG	
SW6020/NONE	SO	076SB-0059M-0001-SO	240-17796-16	N	Zinc	0.47	46.0	46.0	MG/KG	

AUTOMATED DATA REVIEW SUMMARY for 240-17796-2

Detected Results

Test Leach	Matrix	FieldSample ID	LabSample ID	Type	Analyte	RL	Lab Result	Qualified Result	Units	Reason
SW6020/NONE	SO	076SB-0060M-0001-SO	240-17796-22	N	Silver	0.096	0.028	0.028 J	MG/KG	TR
SW6020/NONE	SO	076SB-0060M-0001-SO	240-17796-22	N	Aluminum	2.9	6800	6800	MG/KG	
SW6020/NONE	SO	076SB-0060M-0001-SO	240-17796-22	N	Arsenic	0.096	6.7	6.7	MG/KG	
SW6020/NONE	SO	076SB-0060M-0001-SO	240-17796-22	N	Barium	0.96	52.0	52.0	MG/KG	
SW6020/NONE	SO	076SB-0060M-0001-SO	240-17796-22	N	Beryllium	0.096	0.60	0.60	MG/KG	
SW6020/NONE	SO	076SB-0060M-0001-SO	240-17796-22	N	Calcium	9.6	14000	14000	MG/KG	
SW6020/NONE	SO	076SB-0060M-0001-SO	240-17796-22	N	Cadmium	0.096	0.16	0.16	MG/KG	
SW6020/NONE	SO	076SB-0060M-0001-SO	240-17796-22	N	Cobalt	0.048	4.2	4.2	MG/KG	
SW6020/NONE	SO	076SB-0060M-0001-SO	240-17796-22	N	Chromium	0.19	13.0	13.0	MG/KG	
SW6020/NONE	SO	076SB-0060M-0001-SO	240-17796-22	N	Copper	0.19	8.7	8.7	MG/KG	
SW6020/NONE	SO	076SB-0060M-0001-SO	240-17796-22	N	Iron	4.8	14000	14000	MG/KG	
SW6020/NONE	SO	076SB-0060M-0001-SO	240-17796-22	N	Potassium	9.6	810	810	MG/KG	
SW6020/NONE	SO	076SB-0060M-0001-SO	240-17796-22	N	Magnesium	9.6	2400	2400	MG/KG	
SW6020/NONE	SO	076SB-0060M-0001-SO	240-17796-22	N	Manganese	0.48	650	650	MG/KG	
SW6020/NONE	SO	076SB-0060M-0001-SO	240-17796-22	N	Sodium	9.6	78.0	78.0	MG/KG	
SW6020/NONE	SO	076SB-0060M-0001-SO	240-17796-22	N	Nickel	0.096	10.0	10.0	MG/KG	
SW6020/NONE	SO	076SB-0060M-0001-SO	240-17796-22	N	Lead	0.096	14.0	14.0	MG/KG	
SW6020/NONE	SO	076SB-0060M-0001-SO	240-17796-22	N	Antimony	0.19	0.18	0.18 J	MG/KG	TR
SW6020/NONE	SO	076SB-0060M-0001-SO	240-17796-22	N	Selenium	0.48	0.55	0.55	MG/KG	
SW6020/NONE	SO	076SB-0060M-0001-SO	240-17796-22	N	Thallium	0.096	0.072	0.072 J	MG/KG	TR
SW6020/NONE	SO	076SB-0060M-0001-SO	240-17796-22	N	Vanadium	0.096	11.0	11.0	MG/KG	
SW6020/NONE	SO	076SB-0060M-0001-SO	240-17796-22	N	Zinc	0.48	33.0	33.0	MG/KG	
SW6020/NONE	SO	076SB-0061M-0001-SO	240-17796-23	N	Silver	0.092	0.029	0.029 J	MG/KG	TR
SW6020/NONE	SO	076SB-0061M-0001-SO	240-17796-23	N	Aluminum	2.8	7900	7900	MG/KG	
SW6020/NONE	SO	076SB-0061M-0001-SO	240-17796-23	N	Arsenic	0.092	14.0	14.0	MG/KG	
SW6020/NONE	SO	076SB-0061M-0001-SO	240-17796-23	N	Barium	0.92	53.0	53.0	MG/KG	
SW6020/NONE	SO	076SB-0061M-0001-SO	240-17796-23	N	Beryllium	0.092	0.46	0.46	MG/KG	
SW6020/NONE	SO	076SB-0061M-0001-SO	240-17796-23	N	Calcium	9.2	1600	1600	MG/KG	

AUTOMATED DATA REVIEW SUMMARY for 240-17796-2

Detected Results

Test Leach	Matrix	FieldSample ID	LabSample ID	Type	Analyte	RL	Lab Result	Qualified Result	Units	Reason
SW6020/NONE	SO	076SB-0061M-0001-SO	240-17796-23	N	Cadmium	0.092	0.17	0.17	MG/KG	
SW6020/NONE	SO	076SB-0061M-0001-SO	240-17796-23	N	Cobalt	0.046	8.6	8.6	MG/KG	
SW6020/NONE	SO	076SB-0061M-0001-SO	240-17796-23	N	Chromium	0.18	16.0	16.0	MG/KG	
SW6020/NONE	SO	076SB-0061M-0001-SO	240-17796-23	N	Copper	0.18	16.0	16.0	MG/KG	
SW6020/NONE	SO	076SB-0061M-0001-SO	240-17796-23	N	Iron	4.6	22000	22000	MG/KG	
SW6020/NONE	SO	076SB-0061M-0001-SO	240-17796-23	N	Potassium	9.2	1100	1100	MG/KG	
SW6020/NONE	SO	076SB-0061M-0001-SO	240-17796-23	N	Magnesium	9.2	2400	2400	MG/KG	
SW6020/NONE	SO	076SB-0061M-0001-SO	240-17796-23	N	Manganese	0.46	350	350	MG/KG	
SW6020/NONE	SO	076SB-0061M-0001-SO	240-17796-23	N	Sodium	9.2	37.0	37.0	MG/KG	
SW6020/NONE	SO	076SB-0061M-0001-SO	240-17796-23	N	Nickel	0.092	22.0	22.0	MG/KG	
SW6020/NONE	SO	076SB-0061M-0001-SO	240-17796-23	N	Lead	0.092	11.0	11.0	MG/KG	
SW6020/NONE	SO	076SB-0061M-0001-SO	240-17796-23	N	Antimony	0.18	0.072	0.072 J	MG/KG	TR
SW6020/NONE	SO	076SB-0061M-0001-SO	240-17796-23	N	Selenium	0.46	0.40	0.40 J	MG/KG	TR
SW6020/NONE	SO	076SB-0061M-0001-SO	240-17796-23	N	Thallium	0.092	0.11	0.11	MG/KG	
SW6020/NONE	SO	076SB-0061M-0001-SO	240-17796-23	N	Vanadium	0.092	14.0	14.0	MG/KG	
SW6020/NONE	SO	076SB-0061M-0001-SO	240-17796-23	N	Zinc	0.46	53.0	53.0	MG/KG	
SW6020/NONE	SO	076SB-0062M-0001-SO	240-17796-24	N	Silver	0.097	0.052	0.052 J	MG/KG	TR
SW6020/NONE	SO	076SB-0062M-0001-SO	240-17796-24	N	Aluminum	2.9	7300	7300	MG/KG	
SW6020/NONE	SO	076SB-0062M-0001-SO	240-17796-24	N	Arsenic	0.097	10.0	10.0	MG/KG	
SW6020/NONE	SO	076SB-0062M-0001-SO	240-17796-24	N	Barium	0.97	63.0	63.0	MG/KG	
SW6020/NONE	SO	076SB-0062M-0001-SO	240-17796-24	N	Beryllium	0.097	0.46	0.46	MG/KG	
SW6020/NONE	SO	076SB-0062M-0001-SO	240-17796-24	N	Calcium	9.7	4000	4000	MG/KG	
SW6020/NONE	SO	076SB-0062M-0001-SO	240-17796-24	N	Cadmium	0.097	0.24	0.24	MG/KG	
SW6020/NONE	SO	076SB-0062M-0001-SO	240-17796-24	N	Cobalt	0.049	6.0	6.0	MG/KG	
SW6020/NONE	SO	076SB-0062M-0001-SO	240-17796-24	N	Chromium	0.19	16.0	16.0	MG/KG	
SW6020/NONE	SO	076SB-0062M-0001-SO	240-17796-24	N	Copper	0.19	14.0	14.0	MG/KG	
SW6020/NONE	SO	076SB-0062M-0001-SO	240-17796-24	N	Iron	4.9	19000	19000	MG/KG	
SW6020/NONE	SO	076SB-0062M-0001-SO	240-17796-24	N	Potassium	9.7	1100	1100	MG/KG	

AUTOMATED DATA REVIEW SUMMARY for 240-17796-2

Detected Results

Test Leach	Matrix	FieldSample ID	LabSample ID	Type	Analyte	RL	Lab Result	Qualified Result	Units	Reason
SW6020/NONE	SO	076SB-0062M-0001-SO	240-17796-24	N	Magnesium	9.7	2300	2300	MG/KG	
SW6020/NONE	SO	076SB-0062M-0001-SO	240-17796-24	N	Manganese	0.49	410	410	MG/KG	
SW6020/NONE	SO	076SB-0062M-0001-SO	240-17796-24	N	Sodium	9.7	36.0	36.0	MG/KG	
SW6020/NONE	SO	076SB-0062M-0001-SO	240-17796-24	N	Nickel	0.097	18.0	18.0	MG/KG	
SW6020/NONE	SO	076SB-0062M-0001-SO	240-17796-24	N	Lead	0.097	9.5	9.5	MG/KG	
SW6020/NONE	SO	076SB-0062M-0001-SO	240-17796-24	N	Antimony	0.19	0.058	0.058 J	MG/KG	TR
SW6020/NONE	SO	076SB-0062M-0001-SO	240-17796-24	N	Selenium	0.49	0.43	0.43 J	MG/KG	TR
SW6020/NONE	SO	076SB-0062M-0001-SO	240-17796-24	N	Thallium	0.097	0.087	0.087 J	MG/KG	TR
SW6020/NONE	SO	076SB-0062M-0001-SO	240-17796-24	N	Vanadium	0.097	13.0	13.0	MG/KG	
SW6020/NONE	SO	076SB-0062M-0001-SO	240-17796-24	N	Zinc	0.49	42.0	42.0	MG/KG	
SW6020/NONE	SO	076SB-0063M-0001-SO	240-17796-25	N	Silver	0.078	0.027	0.027 J	MG/KG	TR
SW6020/NONE	SO	076SB-0063M-0001-SO	240-17796-25	N	Aluminum	2.3	7700	7700	MG/KG	
SW6020/NONE	SO	076SB-0063M-0001-SO	240-17796-25	N	Arsenic	0.078	11.0	11.0	MG/KG	
SW6020/NONE	SO	076SB-0063M-0001-SO	240-17796-25	N	Barium	0.78	42.0	42.0	MG/KG	
SW6020/NONE	SO	076SB-0063M-0001-SO	240-17796-25	N	Beryllium	0.078	0.38	0.38	MG/KG	
SW6020/NONE	SO	076SB-0063M-0001-SO	240-17796-25	N	Calcium	7.8	1300	1300	MG/KG	
SW6020/NONE	SO	076SB-0063M-0001-SO	240-17796-25	N	Cadmium	0.078	0.16	0.16	MG/KG	
SW6020/NONE	SO	076SB-0063M-0001-SO	240-17796-25	N	Cobalt	0.039	7.5	7.5	MG/KG	
SW6020/NONE	SO	076SB-0063M-0001-SO	240-17796-25	N	Chromium	0.16	14.0	14.0	MG/KG	
SW6020/NONE	SO	076SB-0063M-0001-SO	240-17796-25	N	Copper	0.16	13.0	13.0	MG/KG	
SW6020/NONE	SO	076SB-0063M-0001-SO	240-17796-25	N	Iron	3.9	19000	19000	MG/KG	
SW6020/NONE	SO	076SB-0063M-0001-SO	240-17796-25	N	Potassium	7.8	1200	1200	MG/KG	
SW6020/NONE	SO	076SB-0063M-0001-SO	240-17796-25	N	Magnesium	7.8	2000	2000	MG/KG	
SW6020/NONE	SO	076SB-0063M-0001-SO	240-17796-25	N	Manganese	0.39	250	250	MG/KG	
SW6020/NONE	SO	076SB-0063M-0001-SO	240-17796-25	N	Sodium	7.8	44.0	44.0	MG/KG	
SW6020/NONE	SO	076SB-0063M-0001-SO	240-17796-25	N	Nickel	0.078	17.0	17.0	MG/KG	
SW6020/NONE	SO	076SB-0063M-0001-SO	240-17796-25	N	Lead	0.078	13.0	13.0	MG/KG	
SW6020/NONE	SO	076SB-0063M-0001-SO	240-17796-25	N	Antimony	0.16	0.13	0.13 J	MG/KG	TR

AUTOMATED DATA REVIEW SUMMARY for 240-17796-2

Detected Results

Test Leach	Matrix	FieldSample ID	LabSample ID	Type	Analyte	RL	Lab Result	Qualified Result	Units	Reason
SW6020/NONE	SO	076SB-0063M-0001-SO	240-17796-25	N	Selenium	0.39	0.47	0.47	MG/KG	
SW6020/NONE	SO	076SB-0063M-0001-SO	240-17796-25	N	Thallium	0.078	0.094	0.094	MG/KG	
SW6020/NONE	SO	076SB-0063M-0001-SO	240-17796-25	N	Vanadium	0.078	14.0	14.0	MG/KG	
SW6020/NONE	SO	076SB-0063M-0001-SO	240-17796-25	N	Zinc	0.39	44.0	44.0	MG/KG	
SW6020/NONE	SO	076SB-0064M-0001-SO	240-17796-26	N	Silver	0.092	0.021	0.021 J	MG/KG	TR
SW6020/NONE	SO	076SB-0064M-0001-SO	240-17796-26	N	Aluminum	2.8	6600	6600	MG/KG	
SW6020/NONE	SO	076SB-0064M-0001-SO	240-17796-26	N	Arsenic	0.092	15.0	15.0	MG/KG	
SW6020/NONE	SO	076SB-0064M-0001-SO	240-17796-26	N	Barium	0.92	43.0	43.0	MG/KG	
SW6020/NONE	SO	076SB-0064M-0001-SO	240-17796-26	N	Beryllium	0.092	0.43	0.43	MG/KG	
SW6020/NONE	SO	076SB-0064M-0001-SO	240-17796-26	N	Calcium	9.2	3700	3700	MG/KG	
SW6020/NONE	SO	076SB-0064M-0001-SO	240-17796-26	N	Cadmium	0.092	0.19	0.19	MG/KG	
SW6020/NONE	SO	076SB-0064M-0001-SO	240-17796-26	N	Cobalt	0.046	8.1	8.1	MG/KG	
SW6020/NONE	SO	076SB-0064M-0001-SO	240-17796-26	N	Chromium	0.18	18.0	18.0	MG/KG	
SW6020/NONE	SO	076SB-0064M-0001-SO	240-17796-26	N	Copper	0.18	17.0	17.0	MG/KG	
SW6020/NONE	SO	076SB-0064M-0001-SO	240-17796-26	N	Iron	4.6	22000	22000	MG/KG	
SW6020/NONE	SO	076SB-0064M-0001-SO	240-17796-26	N	Potassium	9.2	810	810	MG/KG	
SW6020/NONE	SO	076SB-0064M-0001-SO	240-17796-26	N	Magnesium	9.2	2100	2100	MG/KG	
SW6020/NONE	SO	076SB-0064M-0001-SO	240-17796-26	N	Manganese	0.46	330	330	MG/KG	
SW6020/NONE	SO	076SB-0064M-0001-SO	240-17796-26	N	Sodium	9.2	29.0	29.0	MG/KG	
SW6020/NONE	SO	076SB-0064M-0001-SO	240-17796-26	N	Nickel	0.092	21.0	21.0	MG/KG	
SW6020/NONE	SO	076SB-0064M-0001-SO	240-17796-26	N	Lead	0.092	14.0	14.0	MG/KG	
SW6020/NONE	SO	076SB-0064M-0001-SO	240-17796-26	N	Antimony	0.18	0.12	0.12 J	MG/KG	TR
SW6020/NONE	SO	076SB-0064M-0001-SO	240-17796-26	N	Selenium	0.46	0.61	0.61	MG/KG	
SW6020/NONE	SO	076SB-0064M-0001-SO	240-17796-26	N	Thallium	0.092	0.15	0.15	MG/KG	
SW6020/NONE	SO	076SB-0064M-0001-SO	240-17796-26	N	Vanadium	0.092	12.0	12.0	MG/KG	
SW6020/NONE	SO	076SB-0064M-0001-SO	240-17796-26	N	Zinc	0.46	54.0	54.0	MG/KG	
SW6020/NONE	SO	076SB-0065M-0001-SO	240-17796-27	N	Silver	0.074	0.026	0.026 J	MG/KG	TR
SW6020/NONE	SO	076SB-0065M-0001-SO	240-17796-27	N	Aluminum	2.2	8000	8000	MG/KG	

AUTOMATED DATA REVIEW SUMMARY for 240-17796-2

Detected Results

Test Leach	Matrix	FieldSample ID	LabSample ID	Type	Analyte	RL	Lab Result	Qualified Result	Units	Reason
SW6020/NONE	SO	076SB-0065M-0001-SO	240-17796-27	N	Arsenic	0.074	16.0	16.0	MG/KG	
SW6020/NONE	SO	076SB-0065M-0001-SO	240-17796-27	N	Barium	0.74	69.0	69.0	MG/KG	
SW6020/NONE	SO	076SB-0065M-0001-SO	240-17796-27	N	Beryllium	0.074	0.59	0.59	MG/KG	
SW6020/NONE	SO	076SB-0065M-0001-SO	240-17796-27	N	Calcium	7.4	7100	7100	MG/KG	
SW6020/NONE	SO	076SB-0065M-0001-SO	240-17796-27	N	Cadmium	0.074	0.21	0.21	MG/KG	
SW6020/NONE	SO	076SB-0065M-0001-SO	240-17796-27	N	Cobalt	0.037	7.5	7.5	MG/KG	
SW6020/NONE	SO	076SB-0065M-0001-SO	240-17796-27	N	Chromium	0.15	18.0	18.0	MG/KG	
SW6020/NONE	SO	076SB-0065M-0001-SO	240-17796-27	N	Copper	0.15	21.0	21.0	MG/KG	
SW6020/NONE	SO	076SB-0065M-0001-SO	240-17796-27	N	Iron	3.7	19000	19000	MG/KG	
SW6020/NONE	SO	076SB-0065M-0001-SO	240-17796-27	N	Potassium	7.4	870	870	MG/KG	
SW6020/NONE	SO	076SB-0065M-0001-SO	240-17796-27	N	Magnesium	7.4	2500	2500	MG/KG	
SW6020/NONE	SO	076SB-0065M-0001-SO	240-17796-27	N	Manganese	0.37	500	500	MG/KG	
SW6020/NONE	SO	076SB-0065M-0001-SO	240-17796-27	N	Sodium	7.4	48.0	48.0	MG/KG	
SW6020/NONE	SO	076SB-0065M-0001-SO	240-17796-27	N	Nickel	0.074	20.0	20.0	MG/KG	
SW6020/NONE	SO	076SB-0065M-0001-SO	240-17796-27	N	Lead	0.074	13.0	13.0	MG/KG	
SW6020/NONE	SO	076SB-0065M-0001-SO	240-17796-27	N	Antimony	0.15	0.18	0.18	MG/KG	
SW6020/NONE	SO	076SB-0065M-0001-SO	240-17796-27	N	Selenium	0.37	0.64	0.64	MG/KG	
SW6020/NONE	SO	076SB-0065M-0001-SO	240-17796-27	N	Thallium	0.074	0.12	0.12	MG/KG	
SW6020/NONE	SO	076SB-0065M-0001-SO	240-17796-27	N	Vanadium	0.074	15.0	15.0	MG/KG	
SW6020/NONE	SO	076SB-0065M-0001-SO	240-17796-27	N	Zinc	0.37	50.0	50.0	MG/KG	
SW6020/NONE	SO	076SB-0066M-0001-SO	240-17796-28	N	Silver	0.087	0.035	0.035 J	MG/KG	TR
SW6020/NONE	SO	076SB-0066M-0001-SO	240-17796-28	N	Aluminum	2.6	8600	8600	MG/KG	
SW6020/NONE	SO	076SB-0066M-0001-SO	240-17796-28	N	Arsenic	0.087	12.0	12.0	MG/KG	
SW6020/NONE	SO	076SB-0066M-0001-SO	240-17796-28	N	Barium	0.87	69.0	69.0	MG/KG	
SW6020/NONE	SO	076SB-0066M-0001-SO	240-17796-28	N	Beryllium	0.087	0.61	0.61	MG/KG	
SW6020/NONE	SO	076SB-0066M-0001-SO	240-17796-28	N	Calcium	8.7	7300	7300	MG/KG	
SW6020/NONE	SO	076SB-0066M-0001-SO	240-17796-28	N	Cadmium	0.087	0.20	0.20	MG/KG	
SW6020/NONE	SO	076SB-0066M-0001-SO	240-17796-28	N	Cobalt	0.043	7.8	7.8	MG/KG	

AUTOMATED DATA REVIEW SUMMARY for 240-17796-2

Detected Results

Test Leach	Matrix	FieldSample ID	LabSample ID	Type	Analyte	RL	Lab Result	Qualified Result	Units	Reason
SW6020/NONE	SO	076SB-0066M-0001-SO	240-17796-28	N	Chromium	0.17	17.0	17.0	MG/KG	
SW6020/NONE	SO	076SB-0066M-0001-SO	240-17796-28	N	Copper	0.17	14.0	14.0	MG/KG	
SW6020/NONE	SO	076SB-0066M-0001-SO	240-17796-28	N	Iron	4.3	20000	20000	MG/KG	
SW6020/NONE	SO	076SB-0066M-0001-SO	240-17796-28	N	Potassium	8.7	790	790	MG/KG	
SW6020/NONE	SO	076SB-0066M-0001-SO	240-17796-28	N	Magnesium	8.7	2700	2700	MG/KG	
SW6020/NONE	SO	076SB-0066M-0001-SO	240-17796-28	N	Manganese	0.43	560	560	MG/KG	
SW6020/NONE	SO	076SB-0066M-0001-SO	240-17796-28	N	Sodium	8.7	55.0	55.0	MG/KG	
SW6020/NONE	SO	076SB-0066M-0001-SO	240-17796-28	N	Nickel	0.087	18.0	18.0	MG/KG	
SW6020/NONE	SO	076SB-0066M-0001-SO	240-17796-28	N	Lead	0.087	26.0	26.0	MG/KG	
SW6020/NONE	SO	076SB-0066M-0001-SO	240-17796-28	N	Antimony	0.17	0.11	0.11 J	MG/KG	TR
SW6020/NONE	SO	076SB-0066M-0001-SO	240-17796-28	N	Selenium	0.43	0.61	0.61	MG/KG	
SW6020/NONE	SO	076SB-0066M-0001-SO	240-17796-28	N	Thallium	0.087	0.13	0.13	MG/KG	
SW6020/NONE	SO	076SB-0066M-0001-SO	240-17796-28	N	Vanadium	0.087	16.0	16.0	MG/KG	
SW6020/NONE	SO	076SB-0066M-0001-SO	240-17796-28	N	Zinc	0.43	55.0	55.0	MG/KG	
SW6020/NONE	SO	076SS-0007M-0001-SO	240-17796-10	N	Silver	0.097	0.22	0.22	MG/KG	
SW6020/NONE	SO	076SS-0007M-0001-SO	240-17796-10	N	Aluminum	2.9	7800	7800	MG/KG	
SW6020/NONE	SO	076SS-0007M-0001-SO	240-17796-10	N	Arsenic	0.097	9.2	9.2	MG/KG	
SW6020/NONE	SO	076SS-0007M-0001-SO	240-17796-10	N	Barium	0.97	52.0	52.0	MG/KG	
SW6020/NONE	SO	076SS-0007M-0001-SO	240-17796-10	N	Beryllium	0.097	0.41	0.41	MG/KG	
SW6020/NONE	SO	076SS-0007M-0001-SO	240-17796-10	N	Calcium	9.7	2400	2400	MG/KG	
SW6020/NONE	SO	076SS-0007M-0001-SO	240-17796-10	N	Cadmium	0.097	0.29	0.29	MG/KG	
SW6020/NONE	SO	076SS-0007M-0001-SO	240-17796-10	N	Cobalt	0.049	6.1	6.1	MG/KG	
SW6020/NONE	SO	076SS-0007M-0001-SO	240-17796-10	N	Chromium	0.19	18.0	18.0	MG/KG	
SW6020/NONE	SO	076SS-0007M-0001-SO	240-17796-10	N	Copper	0.19	14.0	14.0	MG/KG	
SW6020/NONE	SO	076SS-0007M-0001-SO	240-17796-10	N	Iron	4.9	19000	19000	MG/KG	
SW6020/NONE	SO	076SS-0007M-0001-SO	240-17796-10	N	Potassium	9.7	600	600	MG/KG	
SW6020/NONE	SO	076SS-0007M-0001-SO	240-17796-10	N	Magnesium	9.7	1600	1600	MG/KG	
SW6020/NONE	SO	076SS-0007M-0001-SO	240-17796-10	N	Manganese	0.49	290	290	MG/KG	

AUTOMATED DATA REVIEW SUMMARY for 240-17796-2

Detected Results

Test Leach	Matrix	FieldSample ID	LabSample ID	Type	Analyte	RL	Lab Result	Qualified Result	Units	Reason
SW6020/NONE	SO	076SS-0007M-0001-SO	240-17796-10	N	Sodium	9.7	25.0	25.0	MG/KG	
SW6020/NONE	SO	076SS-0007M-0001-SO	240-17796-10	N	Nickel	0.097	16.0	16.0	MG/KG	
SW6020/NONE	SO	076SS-0007M-0001-SO	240-17796-10	N	Lead	0.097	20.0	20.0	MG/KG	
SW6020/NONE	SO	076SS-0007M-0001-SO	240-17796-10	N	Antimony	0.19	0.12	0.12 J	MG/KG	TR
SW6020/NONE	SO	076SS-0007M-0001-SO	240-17796-10	N	Selenium	0.49	0.50	0.50	MG/KG	
SW6020/NONE	SO	076SS-0007M-0001-SO	240-17796-10	N	Thallium	0.097	0.12	0.12	MG/KG	
SW6020/NONE	SO	076SS-0007M-0001-SO	240-17796-10	N	Vanadium	0.097	16.0	16.0	MG/KG	
SW6020/NONE	SO	076SS-0007M-0001-SO	240-17796-10	N	Zinc	0.49	52.0	52.0	MG/KG	
SW6020/NONE	SO	076SS-0022M-0001-SO	240-17796-2	N	Silver	0.098	0.026	0.026 J	MG/KG	TR
SW6020/NONE	SO	076SS-0022M-0001-SO	240-17796-2	N	Aluminum	2.9	8400	8400	MG/KG	
SW6020/NONE	SO	076SS-0022M-0001-SO	240-17796-2	N	Arsenic	0.098	11.0	11.0	MG/KG	
SW6020/NONE	SO	076SS-0022M-0001-SO	240-17796-2	N	Barium	0.98	51.0	51.0	MG/KG	
SW6020/NONE	SO	076SS-0022M-0001-SO	240-17796-2	N	Beryllium	0.098	0.51	0.51	MG/KG	
SW6020/NONE	SO	076SS-0022M-0001-SO	240-17796-2	N	Calcium	9.8	4300	4300	MG/KG	
SW6020/NONE	SO	076SS-0022M-0001-SO	240-17796-2	N	Cadmium	0.098	0.13	0.13	MG/KG	
SW6020/NONE	SO	076SS-0022M-0001-SO	240-17796-2	N	Cobalt	0.049	8.2	8.2	MG/KG	
SW6020/NONE	SO	076SS-0022M-0001-SO	240-17796-2	N	Chromium	0.20	17.0	17.0	MG/KG	
SW6020/NONE	SO	076SS-0022M-0001-SO	240-17796-2	N	Copper	0.20	13.0	13.0	MG/KG	
SW6020/NONE	SO	076SS-0022M-0001-SO	240-17796-2	N	Iron	4.9	22000	22000	MG/KG	
SW6020/NONE	SO	076SS-0022M-0001-SO	240-17796-2	N	Potassium	9.8	800	800	MG/KG	
SW6020/NONE	SO	076SS-0022M-0001-SO	240-17796-2	N	Magnesium	9.8	2200	2200	MG/KG	
SW6020/NONE	SO	076SS-0022M-0001-SO	240-17796-2	N	Manganese	0.49	400	400	MG/KG	
SW6020/NONE	SO	076SS-0022M-0001-SO	240-17796-2	N	Sodium	9.8	44.0	44.0	MG/KG	
SW6020/NONE	SO	076SS-0022M-0001-SO	240-17796-2	N	Nickel	0.098	17.0	17.0	MG/KG	
SW6020/NONE	SO	076SS-0022M-0001-SO	240-17796-2	N	Lead	0.098	13.0	13.0	MG/KG	
SW6020/NONE	SO	076SS-0022M-0001-SO	240-17796-2	N	Antimony	0.20	0.10	0.10 J	MG/KG	TR
SW6020/NONE	SO	076SS-0022M-0001-SO	240-17796-2	N	Selenium	0.49	0.56	0.56	MG/KG	
SW6020/NONE	SO	076SS-0022M-0001-SO	240-17796-2	N	Thallium	0.098	0.14	0.14	MG/KG	

AUTOMATED DATA REVIEW SUMMARY for 240-17796-2

Detected Results

Test Leach	Matrix	FieldSample ID	LabSample ID	Type	Analyte	RL	Lab Result	Qualified Result	Units	Reason
SW6020/NONE	SO	076SS-0022M-0001-SO	240-17796-2	N	Vanadium	0.098	16.0	16.0	MG/KG	
SW6020/NONE	SO	076SS-0022M-0001-SO	240-17796-2	N	Zinc	0.49	40.0	40.0	MG/KG	

AUTOMATED DATA REVIEW SUMMARY for 240-17796-2

Rejected Results

--No Records Found--

Anomalies Count

--No Records Found--

Reporting Anomalies

--No Records Found--

Worksheet

SDG Name: 240-17796-2

Method: SW6020

Review Questions	Yes	No	NA	Comment
Did Chain-of-Custody information agree with laboratory report and EDD for requested field samples and tests?				
Were samples preserved properly and received in good condition?				
Were holding times met?				
Were sample reciept temperatures met?				
Were QAPP specified RLs achieved?				
Were all QAPP specified target analytes reported?				
Was the initial calibration curve within QAPP acceptance limits?			•	Not Required
Were the ICV/CCVs analyzed (frequency) as required in the QAPP?			•	Not Required
Were ICV/CCV results within QAPP acceptance limits?			•	Not Required

AUTOMATED DATA REVIEW SUMMARY for 240-17796-2

Method: SW6020				
Review Questions	**Yes**	**No**	**NA**	**Comment**
Were the ICB/CCBs analyzed (frequency) as required in the QAPP?			•	Not Required
Was a method blank prepared and analyzed with each batch?				
Were target analytes detected in the ICB/CCB/method blank?			•	Not Required
Was a field blank collected and analyzed?				
Were target analytes reported in the field blank analyses above the MDL?				
Was an Interference Check Standard (ICS) run at the beginning and end of every run?			•	Not Required
Was the ICS recovery within QAPP acceptance limits?			•	Not Required
If a field duplicate was analyzed, were the RPDs within criteria?				
Was a LCS prepared and analyzed with each batch?				
Were the LCS recoveries within QAPP acceptance limits?				
Was a MS/MSD pair prepared with each batch?				
Is the MS/MSD parent sample the one designated by the sampling team?				
Were the MS/MSD within QAPP acceptance limits?				
Was a serial dilution prepared and analyzed with each batch?			•	Not Required
Was the serial dilution within QAPP acceptance limits?			•	Not Required
Were sample concentrations within calibration range?				
Have all Laboratory Case Narrative comments/findings been addressed in the data review process?				
Are all samples associated with QC non-compliances flagged appropriately?				
Are the Qualified, Detected, and Rejected tables of the ADR report in agreement?				

WORKSHEET 11

Automated Data Review Summary for 240-18703-1
Equipment Rinsate Blank

This page left intentionally blank.

AUTOMATED DATA REVIEW SUMMARY for 240-18703-1_(72-SB_76-TB)

Facility: Ravenna Army Ammunition Plant

Event: Fall 2012 SI/RI Sampling

Guidance Document: Ravenna Army Ammunition Plant, Quality Assurance Project Plan, Oct. 3, 2012

Contract Laboratory: TestAmerica, Inc., North Canton, OH

Field Contractor: Environmental Chemical Corporation, Otis Ang Base, MA

Data Review Contractor: ECC

SDG: 240-18703-1_(72-SB_76-TB), Certified - 1/10/2013 by frederickroche

QC Level: ADR

Project Manager:

Data Reviewer:

Data Reviewer Title:

Date of Review Report:

Samples Included in SDG 240-18703-1_(72-SB_76-TB)

Analytical Method/ Leach Method	Normal Soil Samples	Normal Water Samples	Field QC Soil Samples	Field QC Water Samples
E353.2/NONE	1	1	1	0
M8015D/NONE	13	1	4	0
M8015V/NONE	13	6	4	0
SW6020/NONE	13	1	4	0
SW7470A/NONE		1		0
SW7471A/NONE	13		4	
SW8081/NONE	1	1	1	0

AUTOMATED DATA REVIEW SUMMARY for 240-18703-1_(72-SB_76-TB)

Analytical Method/ Leach Method	Normal Soil Samples	Normal Water Samples	Field QC Soil Samples	Field QC Water Samples
SW8082/NONE	1	1	1	0
SW8151/NONE	5	1	1	0
SW8260B/NONE	13	6	4	0
SW8270C/NONE	13	1	4	0
SW8330B/NONE	1	1	1	0

AUTOMATED DATA REVIEW SUMMARY for 240-18703-1_(72-SB_76-TB)

This report assesses the analytical data quality associated with the analyses listed on the preceding cover page. This assessment has been made through a combination of automated data review (ADR) and supplemental manual review, the details of which are described below. The approach taken in the review of this data set is consistent with the requirements contained in the Ravenna Army Ammunition Plant, Quality Assurance Project Plan, Oct. 3, 2012 to the extent possible. Where definitive guidance is not provided, data has been evaluated in a conservative manner using professional judgment. In cases where two qualifiers are listed as an action, such as 'J/UJ', the first qualifier applies to positive results, and the second to non-detect results.

Samples were collected by Environmental Chemical Corporation, Otis Ang Base, MA; analyses were performed by TestAmerica, Inc., North Canton, OH and were reported under sample delivery group (SDG) 240-18703-1_(72-SB_76-TB). Results have been evaluated electronically using electronic data deliverables (EDDs) provided by the laboratory. The laboratory data summary forms (hard copy) have been reviewed during this effort and compared to the automated review output. Findings based on the automated data submission and manual data verification processes are detailed in the ADR narrative.

The following quality control elements were supported by the electronic deliverable and were evaluated during this review effort:

- Blank
- Blank - Negative
- Field Duplicate RPD
- Lab Replicate RPD
- LCS Recovery
- LCS RPD
- MS Recovery
- MS RPD
- Prep Hold Time
- Surrogate
- Test Hold Time

The following quality control elements were either not applicable to the deliverable, or were not supported by the electronic deliverable, and were therefore not included in the automated data review. Those elements required for the project were reviewed manually, as narrated in the Comment section below.

- Ambient Blank
- Calibration Blank
- Calibration Blank - Negative

AUTOMATED DATA REVIEW SUMMARY for 240-18703-1_(72-SB_76-TB)

Continuing Calibration Verification

Equipment Blank

Field Blank

Initial Calibration Verification

Material Blank

Trip Blank

AUTOMATED DATA REVIEW SUMMARY for 240-18703-1_(72-SB_76-TB)

A representative sampling or ten percent of sample and QC results were manually evaluated for compliance with project specific requirements and consistency with hard copy results. The following summaries were generated during the evaluation of this data set and are included in this report as applicable.

Batch – The analytical batch report is reviewed for completeness and compliance with project specific requirements. Incomplete or non-compliant run sequences are identified and their impact on data quality are discussed in the narrative.

QC Outlier – Results exceeding the evaluation criteria are reviewed for compliance with project requirements and a minimum of ten percent of the non-compliant QC values reported electronically are verified for consistency with hard-copy values.

Qualified Results – Qualified results are evaluated for compliance with project requirements and ten percent of qualified results are verified for consistency with the QC Outliers.

Rejected Results – All rejected results are evaluated for compliance with project requirements. The reason for rejection of the data is verified against hard copy data.

Field Duplicates – Field duplicate comparison results are evaluated for compliance with project requirements and ten percent of values reported are verified for consistency with the hard-copy data.

Data Submission Warnings – Warnings encountered during the data submission process are evaluated and their affect on data quality is discussed in the narrative below.

Analytical deficiencies, project non-compliance issues and inconsistencies with hard copy results observed during ADR evaluation process and their impact on data quality are summarized in the narrative below.

A total of 182 results (8.30%) out of the 2192 results (sample and field QC samples) reported are qualified based on review and 16 results (0.73%) have been rejected. Trace values are not counted as qualified results in the above count. The qualified results are detailed in the following tables and discussed in the narrative below, where appropriate.

Narrative Comments

Analytical Method	Comment
E353.2	
M8015D	

AUTOMATED DATA REVIEW SUMMARY for 240-18703-1_(72-SB_76-TB)

M8015V	
SW6020	
SW7470A	
SW7471A	
SW8081	
SW8082	
SW8151	
SW8260B	
SW8270C	
SW8330B	

Reviewed by ,

AUTOMATED DATA REVIEW SUMMARY for 240-18703-1_(72-SB_76-TB)

Reason and Comment Code Definitions

Reasons	
Code	**Definition**
A	Serial dilution
A1	Ambient Blank
B	The analyte was found in an associated blank as well as in the sample.
B2	CCB
B3	CCB - Neg
c	LCS - low
C	LCS Recovery
d	Field Duplicate RPD
D	MS RPD
D1	Lab Replicate RPD
D2	No precision available
F	Field Blank
F1	Hydrocarbon pattern does not match standard
G1	Initial Calibration RRF
G2	Initial Calibration RSD
h	Holding time exceeded by less than 2X.
H	Holding time exceeded by more than 2X.
H1	Test Hold Time
H2	Prep Hold Time
I	Surrogate recovery outside project limits.
J	CRA/CRI Recovery
K	An analyte (non-common laboratory artifact) was detected in the sample at a concentration less than 5X the concentration detected in the associated method blank.
L	Lab Blank
L1	Lab Blank - Neg
m	MS - low
M	MS Recovery
N	Blank - No Action

AUTOMATED DATA REVIEW SUMMARY for 240-18703-1_(72-SB_76-TB)

Reason and Comment Code Definitions

O	ICS
P	Sample preservation/collection requirement not met.
P1	Column RPD
P2	Improper preparation/extraction
q	Encore sample holding time exceeded by less than 2X.
Q	Encore sample holding time exceeded by more than 2X.
Q1	Material Blank
R	Exceeds LinearCalibration Range
S	Internal standard
T	Trip Blank
TI	Tentatively Identified Compound
TR	Trace Level Detect
U	Receipt Temperature
V	Equipment Blank
V1	ICV
V2	CCV
V3	CCV RRF
V4	Sample Receipt Condition
W	Column breakdown (pesticides)
X	Raised reporting limit
Y	Cooler temperature greater than 10 degreec C.
y	Cooler temperature greater than 4 degrees C, but less than 10 degreec C.
Y1	False Positive
Y2	Data rejected due to radiological anomolies
Z	LCS RPD
Z2	Analyte not confirmed on second column
Z3	High percent moisture in sample.

AUTOMATED DATA REVIEW SUMMARY for 240-18703-1_(72-SB_76-TB)

Flag Code and Definitions	
Flag	Definition
U	Undetected: The analyte was analyzed for, but not detected.
UJ	The analyte was not detected; however, the result is estimated due to discrepancies in meeting certain analyte-specific quality control criteria.
J	Estimated: The analyte was positively identified, the quantitation is an estimation due to discrepancies in meeting certain analyte-specific quality control criteria.
R	The data are rejected due to deficiencies in meeting QC criteria and may not be used for decision making.
N	The analysis indicates the presence of an analyte for which there is presumptive evidence to make a "tentative identification".
NJ	The analysis indicates the presence of an analyte that has been “tentatively identified” and the associated numerical value represents its approximate concentration.

AUTOMATED DATA REVIEW SUMMARY for 240-18703-1_(72-SB_76-TB)

Batch Report

Test Method: E353.2; Leach Method: NONE

Analytical Batch	Prep Batch	Leach Batch	Location	Matrix	Field Sample ID	Lab Sample ID	Calibration Ref	Run#/ Dil'n	Collection Date/Time	Extract Date/Time	Analysis Date/Time	Sample Type
8137	7638	NA	LABQC	SQ	LABQC	MB 320-7571/1-B		1/1	20-Dec-2012 8:01 AM	20-Dec-2012 8:01 AM	20-Dec-2012 12:16 PM	LB
	7638	NA	LABQC	SQ	LABQC	LCS 320-7571/2-B		1/1	20-Dec-2012 8:01 AM	20-Dec-2012 8:01 AM	20-Dec-2012 12:18 PM	BS
	7638	NA	72-2F11-R41-SB1	SO	072SB-0082-0001-SO	240-18703-8		1/1	10-Dec-2012 10:45 AM	20-Dec-2012 8:01 AM	20-Dec-2012 1:16 PM	FD
	7638	NA	72-FS-01-SB1	SO	072SB-0075-0001-SO	240-18703-18		1/1	10-Dec-2012 1:45 PM	20-Dec-2012 8:01 AM	20-Dec-2012 1:18 PM	N
8009	7878	NA	LABQC	WQ	LABQC	MB 320-7816/1-B		1/1	27-Dec-2012 6:07 AM	27-Dec-2012 6:07 AM	27-Dec-2012 1:33 PM	LB
	7878	NA	LABQC	WQ	LABQC	LCS 320-7816/2-B		1/1	27-Dec-2012 6:07 AM	27-Dec-2012 6:07 AM	27-Dec-2012 1:35 PM	BS
	7878	NA	76-A1-UST-SB2	WG	076-0140-0001-ER	240-18703-24		1/1	11-Dec-2012 10:30 AM	27-Dec-2012 6:07 AM	27-Dec-2012 1:37 PM	N
	7878	NA	76-A1-UST-SB2	WG	076-0140-0001-ER	240-18703-24		1/1	11-Dec-2012 10:30 AM	27-Dec-2012 6:07 AM	27-Dec-2012 1:39 PM	MS
	7878	NA	76-A1-UST-SB2	WG	076-0140-0001-ER	240-18703-24		1/1	11-Dec-2012 10:30 AM	27-Dec-2012 6:07 AM	27-Dec-2012 1:41 PM	SD

Test Method: M8015D; Leach Method: NONE

Analytical Batch	Prep Batch	Leach Batch	Location	Matrix	Field Sample ID	Lab Sample ID	Calibration Ref	Run#/ Dil'n	Collection Date/Time	Extract Date/Time	Analysis Date/Time	Sample Type
68949	68549	NA	LABQC	WQ	LABQC	MB 240-68549/15-A		1/1	13-Dec-2012 11:26 AM	13-Dec-2012 11:26 AM	17-Dec-2012 2:33 PM	LB
	68549	NA	LABQC	WQ	LABQC	LCS 240-68549/16-A		1/1	13-Dec-2012 11:26 AM	13-Dec-2012 11:26 AM	17-Dec-2012 3:03 PM	BS
	68549	NA	76-A1-UST-SB2	WG	076-0140-0001-ER	240-18703-24		1/1	11-Dec-2012 10:30 AM	13-Dec-2012 11:26 AM	17-Dec-2012 3:34 PM	N
70006	69559	NA	LABQC	SQ	LABQC	MB 240-69559/17-A		1/1	20-Dec-2012 9:27 AM	20-Dec-2012 9:27 AM	24-Dec-2012 4:32 PM	LB
	69559	NA	LABQC	SQ	LABQC	LCS 240-69559/18-A		1/1	20-Dec-2012 9:27 AM	20-Dec-2012 9:27 AM	24-Dec-2012 5:11 PM	BS
	69559	NA	72-2F11-R41-SB5	SO	072SB-0092-0001-SO	240-18703-1		1/1	10-Dec-2012 12:37 PM	20-Dec-2012 9:27 AM	24-Dec-2012 6:29 PM	N
	69559	NA	72-2F11-R41-SB1	SO	072SB-0082-0001-SO	240-18703-8		1/1	10-Dec-2012 10:45 AM	20-Dec-2012 9:27 AM	24-Dec-2012 7:08 PM	FD

AUTOMATED DATA REVIEW SUMMARY for 240-18703-1_(72-SB_76-TB)

Batch Report

Test Method: M8015D; Leach Method: NONE

Analytical Batch	Prep Batch	Leach Batch	Location	Matrix	Field Sample ID	Lab Sample ID	Calibration Ref	Run#/ Dil'n	Collection Date/Time	Extract Date/Time	Analysis Date/Time	Sample Type
70006	69559	NA	72-2F11-R41-SB1	SO	072SB-0082-0001-SO	240-18703-8		1/1	10-Dec-2012 10:45 AM	20-Dec-2012 9:27 AM	24-Dec-2012 7:47 PM	MS
	69559	NA	72-2F11-R41-SB1	SO	072SB-0082-0001-SO	240-18703-8		1/1	10-Dec-2012 10:45 AM	20-Dec-2012 9:27 AM	24-Dec-2012 8:26 PM	SD
	69559	NA	72-2F11-R41-SB2	SO	072SB-0083-0001-SO	240-18703-9		1/1	10-Dec-2012 11:15 AM	20-Dec-2012 9:27 AM	24-Dec-2012 9:05 PM	N
	69559	NA	72-2F11-R41-SB3	SO	072SB-0084-0001-SO	240-18703-10		1/1	10-Dec-2012 11:30 AM	20-Dec-2012 9:27 AM	24-Dec-2012 9:44 PM	N
	69559	NA	72-2F11-R41-SB4	SO	072SB-0085-0001-SO	240-18703-11		1/1	10-Dec-2012 12:05 PM	20-Dec-2012 9:27 AM	24-Dec-2012 10:23 PM	N
	69559	NA	72-2F11-R41-SB4	SO	072SB-0086-0001-SO	240-18703-12		1/1	10-Dec-2012 12:05 PM	20-Dec-2012 9:27 AM	24-Dec-2012 11:41 PM	FD
	69559	NA	72-WTP-06-SB1	SO	072SB-0087-0001-SO	240-18703-13		1/1	10-Dec-2012 9:10 AM	20-Dec-2012 9:27 AM	25-Dec-2012 12:20 AM	N
	69794	NA	LABQC	SQ	LABQC	MB 240-69794/6-A		1/1	21-Dec-2012 11:38 AM	21-Dec-2012 11:38 AM	25-Dec-2012 1:37 AM	LB
	69794	NA	LABQC	SQ	LABQC	LCS 240-69794/7-A		1/1	21-Dec-2012 11:38 AM	21-Dec-2012 11:38 AM	25-Dec-2012 2:16 AM	BS
	69794	NA	72-WTP-06-SB2	SO	072SB-0088-0001-SO	240-18703-14		1/1	10-Dec-2012 9:30 AM	21-Dec-2012 11:38 AM	25-Dec-2012 4:51 AM	N
	69794	NA	72-WTP-06-SB3	SO	072SB-0089-0001-SO	240-18703-15		1/1	10-Dec-2012 9:40 AM	21-Dec-2012 11:38 AM	25-Dec-2012 5:30 AM	N
70185	69985	NA	LABQC	SQ	LABQC	MB 240-69985/23-A		1/1	24-Dec-2012 9:40 AM	24-Dec-2012 9:40 AM	27-Dec-2012 1:44 PM	LB
	69985	NA	LABQC	SQ	LABQC	LCS 240-69985/24-A		1/1	24-Dec-2012 9:40 AM	24-Dec-2012 9:40 AM	27-Dec-2012 2:14 PM	BS
	69985	NA	72-WTP-06-SB4	SO	072SB-0090-0001-SO	240-18703-16		1/1	10-Dec-2012 9:55 AM	24-Dec-2012 9:40 AM	27-Dec-2012 2:45 PM	N
	69985	NA	72-2F11-R41-SB5	SO	072SB-0091-0001-SO	240-18703-17		1/1	10-Dec-2012 12:25 PM	24-Dec-2012 9:40 AM	27-Dec-2012 3:15 PM	N
	69985	NA	72-FS-01-SB1	SO	072SB-0075-0001-SO	240-18703-18		1/1	10-Dec-2012 1:45 PM	24-Dec-2012 9:40 AM	27-Dec-2012 3:45 PM	N
	69985	NA	72-FS-01-SB2	SO	072SB-0076-0001-SO	240-18703-19		1/1	10-Dec-2012 2:00 PM	24-Dec-2012 9:40 AM	27-Dec-2012 4:15 PM	N
	69985	NA	72-FS-01-SB2	SO	072SB-0077-0001-SO	240-18703-20		1/1	10-Dec-2012 2:00 PM	24-Dec-2012 9:40 AM	27-Dec-2012 4:45 PM	FD

AUTOMATED DATA REVIEW SUMMARY for 240-18703-1_(72-SB_76-TB)

Batch Report

Test Method: M8015D; Leach Method: NONE

Analytical Batch	Prep Batch	Leach Batch	Location	Matrix	Field Sample ID	Lab Sample ID	Calibration Ref	Run#/ Dil'n	Collection Date/Time	Extract Date/Time	Analysis Date/Time	Sample Type
70185	69985	NA	72-FS-01-SB3	SO	072SB-0079-0001-SO	240-18703-21		1/1	10-Dec-2012 2:20 PM	24-Dec-2012 9:40 AM	27-Dec-2012 5:16 PM	N
	69985	NA	72-FS-01-SB4	SO	072SB-0080-0001-SO	240-18703-22		1/1	10-Dec-2012 3:16 PM	24-Dec-2012 9:40 AM	27-Dec-2012 5:46 PM	FD
	69985	NA	72-FS-01-SB5	SO	072SB-0081-0001-SO	240-18703-23		1/1	10-Dec-2012 2:50 PM	24-Dec-2012 9:40 AM	27-Dec-2012 6:17 PM	N

Test Method: M8015V; Leach Method: NONE

Analytical Batch	Prep Batch	Leach Batch	Location	Matrix	Field Sample ID	Lab Sample ID	Calibration Ref	Run#/ Dil'n	Collection Date/Time	Extract Date/Time	Analysis Date/Time	Sample Type
69738	NA	NA	LABQC	SQ	LABQC	MB 240-69738/52		1/1	22-Dec-2012 6:53 PM		22-Dec-2012 6:53 PM	LB
	NA	NA	LABQC	SQ	LABQC	LCS 240-69738/53		1/1	22-Dec-2012 7:32 PM		22-Dec-2012 7:32 PM	BS
	69885	NA	72-2F11-R41-SB5	SO	072SB-0092-0001-SO	240-18703-1		1/1	10-Dec-2012 12:37 PM	11-Dec-2012 6:35 PM	22-Dec-2012 8:11 PM	N
	69885	NA	72-2F11-R41-SB2	SO	072SB-0083-0001-SO	240-18703-9		1/1	10-Dec-2012 11:15 AM	11-Dec-2012 6:35 PM	22-Dec-2012 8:49 PM	N
	69885	NA	72-2F11-R41-SB3	SO	072SB-0084-0001-SO	240-18703-10		1/1	10-Dec-2012 11:30 AM	11-Dec-2012 6:35 PM	22-Dec-2012 9:27 PM	N
	69885	NA	72-2F11-R41-SB4	SO	072SB-0085-0001-SO	240-18703-11		1/1	10-Dec-2012 12:05 PM	11-Dec-2012 6:35 PM	22-Dec-2012 10:06 PM	N
	69885	NA	72-2F11-R41-SB4	SO	072SB-0086-0001-SO	240-18703-12		1/1	10-Dec-2012 12:05 PM	11-Dec-2012 6:35 PM	22-Dec-2012 10:44 PM	FD
	69885	NA	72-WTP-06-SB1	SO	072SB-0087-0001-SO	240-18703-13		1/1	10-Dec-2012 9:10 AM	11-Dec-2012 6:35 PM	22-Dec-2012 11:22 PM	N
	69885	NA	72-WTP-06-SB2	SO	072SB-0088-0001-SO	240-18703-14		1/1	10-Dec-2012 9:30 AM	11-Dec-2012 6:35 PM	23-Dec-2012 12:00 AM	N
	69885	NA	72-WTP-06-SB3	SO	072SB-0089-0001-SO	240-18703-15		1/1	10-Dec-2012 9:40 AM	11-Dec-2012 6:35 PM	23-Dec-2012 1:16 AM	N
	69885	NA	72-WTP-06-SB4	SO	072SB-0090-0001-SO	240-18703-16		1/1	10-Dec-2012 9:55 AM	11-Dec-2012 6:35 PM	23-Dec-2012 1:54 AM	N
	69885	NA	72-2F11-R41-SB5	SO	072SB-0091-0001-SO	240-18703-17		1/1	10-Dec-2012 12:25 PM	11-Dec-2012 6:35 PM	23-Dec-2012 2:31 AM	N
	69885	NA	72-FS-01-SB1	SO	072SB-0075-0001-SO	240-18703-18		1/1	10-Dec-2012 1:45 PM	11-Dec-2012 6:35 PM	23-Dec-2012 3:09 AM	N

AUTOMATED DATA REVIEW SUMMARY for 240-18703-1_(72-SB_76-TB)

Batch Report

Test Method: M8015V; Leach Method: NONE

Analytical Batch	Prep Batch	Leach Batch	Location	Matrix	Field Sample ID	Lab Sample ID	Calibration Ref	Run#/ Dil'n	Collection Date/Time	Extract Date/Time	Analysis Date/Time	Sample Type
69738	69885	NA	72-FS-01-SB2	SO	072SB-0076-0001-SO	240-18703-19		1/1	10-Dec-2012 2:00 PM	11-Dec-2012 6:35 PM	23-Dec-2012 3:47 AM	N
	69885	NA	72-FS-01-SB2	SO	072SB-0077-0001-SO	240-18703-20		1/1	10-Dec-2012 2:00 PM	11-Dec-2012 6:35 PM	23-Dec-2012 4:24 AM	FD
	69885	NA	72-FS-01-SB3	SO	072SB-0079-0001-SO	240-18703-21		1/1	10-Dec-2012 2:20 PM	11-Dec-2012 6:35 PM	23-Dec-2012 5:02 AM	N
	69885	NA	72-FS-01-SB4	SO	072SB-0080-0001-SO	240-18703-22		1/1	10-Dec-2012 3:16 PM	11-Dec-2012 6:35 PM	23-Dec-2012 5:39 AM	FD
	69885	NA	72-FS-01-SB5	SO	072SB-0081-0001-SO	240-18703-23		1/1	10-Dec-2012 2:50 PM	11-Dec-2012 6:35 PM	23-Dec-2012 6:17 AM	N
69965	69748	NA	LABQC	SQ	LABQC	MB 240-69748/1-A		1/1	21-Dec-2012 9:33 AM	21-Dec-2012 9:33 AM	24-Dec-2012 11:04 AM	LB
	69748	NA	LABQC	SQ	LABQC	LCS 240-69748/2-A		1/1	21-Dec-2012 9:33 AM	21-Dec-2012 9:33 AM	24-Dec-2012 11:43 AM	BS
	69748	NA	72-2F11-R41-SB1	SO	072SB-0082-0001-SO	240-18703-8		1/2	10-Dec-2012 10:45 AM	21-Dec-2012 9:33 AM	24-Dec-2012 12:21 PM	FD
	69748	NA	72-FS-01-SB2	SO	072SB-0077-0001-SO	240-18703-20		2/1	10-Dec-2012 2:00 PM	21-Dec-2012 9:33 AM	24-Dec-2012 1:36 PM	FD
	69748	NA	72-FS-01-SB4	SO	072SB-0080-0001-SO	240-18703-22		2/1	10-Dec-2012 3:16 PM	21-Dec-2012 9:33 AM	24-Dec-2012 2:51 PM	FD
70834	69748	NA	72-2F11-R41-SB1	SO	072SB-0082-0001-SO	240-18703-8		2/2	10-Dec-2012 10:45 AM	21-Dec-2012 9:33 AM	03-Jan-2013 4:56 AM	FD
69738	69738	NA	LABQC	WQ	LABQC	MB 240-69738/36		1/1	22-Dec-2012 8:46 AM	22-Dec-2012 8:46 AM	22-Dec-2012 8:46 AM	LB
	69738	NA	LABQC	WQ	LABQC	LCS 240-69738/37		1/1	22-Dec-2012 9:24 AM	22-Dec-2012 9:24 AM	22-Dec-2012 9:24 AM	BS
	69738	NA	76-U3-UST-SB4	WG	076SB-0143-0001-TB	240-18703-5		1/1	11-Dec-2012 8:00 AM	22-Dec-2012 10:01 AM	22-Dec-2012 10:01 AM	N
	69738	NA	76-U3-UST-SB5	WG	076SB-0144-0001-TB	240-18703-6		1/1	11-Dec-2012 8:00 AM	22-Dec-2012 10:39 AM	22-Dec-2012 10:39 AM	N
	69738	NA	76-U3-UST-SB6	WG	076SB-0145-0001-TB	240-18703-7		1/1	11-Dec-2012 8:00 AM	22-Dec-2012 11:16 AM	22-Dec-2012 11:16 AM	N
	69738	NA	76-A1-UST-SB2	WG	076-0140-0001-ER	240-18703-24		1/1	11-Dec-2012 10:30 AM	22-Dec-2012 11:54 AM	22-Dec-2012 11:54 AM	N
	69738	NA	76-A1-UST-SB2	WG	076-0140-0001-ER	240-18703-24		1/1	11-Dec-2012 10:30 AM	22-Dec-2012 12:32 PM	22-Dec-2012 12:32 PM	MS

AUTOMATED DATA REVIEW SUMMARY for 240-18703-1_(72-SB_76-TB)

Batch Report

Test Method: M8015V; Leach Method: NONE

Analytical Batch	Prep Batch	Leach Batch	Location	Matrix	Field Sample ID	Lab Sample ID	Calibration Ref	Run#/ Dil'n	Collection Date/Time	Extract Date/Time	Analysis Date/Time	Sample Type
69738	69738	NA	76-A1-UST-SB2	WG	076-0140-0001-ER	240-18703-24		1/1	11-Dec-2012 10:30 AM	22-Dec-2012 1:10 PM	22-Dec-2012 1:10 PM	SD
	69738	NA	76-A1-UST-SB3	WG	076-0141-0001-TB	240-18703-25		1/1	11-Dec-2012 8:00 AM	22-Dec-2012 1:47 PM	22-Dec-2012 1:47 PM	N
	69738	NA	76-A6-UST-SB13	WG	076-0142-0001-TB	240-18703-26		1/1	11-Dec-2012 8:00 AM	22-Dec-2012 3:02 PM	22-Dec-2012 3:02 PM	N

Test Method: SW6020; Leach Method: NONE

Analytical Batch	Prep Batch	Leach Batch	Location	Matrix	Field Sample ID	Lab Sample ID	Calibration Ref	Run#/ Dil'n	Collection Date/Time	Extract Date/Time	Analysis Date/Time	Sample Type
59694	59183	NA	LABQC	SQ	LABQC	MB 180-59183/1-A		1/1	17-Dec-2012 12:42 PM	17-Dec-2012 12:42 PM	28-Dec-2012 11:33 PM	LB
	59183	NA	LABQC	SQ	LABQC	LCS 180-59183/2-A		1/1	17-Dec-2012 12:42 PM	17-Dec-2012 12:42 PM	28-Dec-2012 11:37 PM	BS
	59183	NA	72-2F11-R41-SB5	SO	072SB-0092-0001-SO	240-18703-1		1/1	10-Dec-2012 12:37 PM	17-Dec-2012 12:42 PM	29-Dec-2012 1:51 AM	N
	59308	NA	LABQC	WQ	LABQC	MB 180-59308/1-A		1/1	24-Dec-2012 10:24 AM	24-Dec-2012 10:24 AM	29-Dec-2012 3:45 AM	LB
	59308	NA	LABQC	WQ	LABQC	LCS 180-59308/2-A		1/1	24-Dec-2012 10:24 AM	24-Dec-2012 10:24 AM	29-Dec-2012 3:50 AM	BS
	59308	NA	LABQC	WQ	LABQC	LCSD 180-59308/3-A		1/1	24-Dec-2012 10:24 AM	24-Dec-2012 10:24 AM	29-Dec-2012 3:54 AM	BD
	59308	NA	76-A1-UST-SB2	WG	076-0140-0001-ER	240-18703-24		1/1	11-Dec-2012 10:30 AM	24-Dec-2012 10:24 AM	29-Dec-2012 3:58 AM	N
59733	59442	NA	LABQC	SQ	LABQC	MB 180-59442/1-A		1/1	27-Dec-2012 7:50 AM	27-Dec-2012 7:50 AM	29-Dec-2012 5:29 PM	LB
	59442	NA	LABQC	SQ	LABQC	LCS 180-59442/2-A		1/1	27-Dec-2012 7:50 AM	27-Dec-2012 7:50 AM	29-Dec-2012 5:33 PM	BS
	59442	NA	72-2F11-R41-SB1	SO	072SB-0082-0001-SO	240-18703-8		1/1	10-Dec-2012 10:45 AM	27-Dec-2012 7:50 AM	29-Dec-2012 5:38 PM	FD
	59442	NA	72-2F11-R41-SB2	SO	072SB-0083-0001-SO	240-18703-9		1/1	10-Dec-2012 11:15 AM	27-Dec-2012 7:50 AM	29-Dec-2012 5:42 PM	N
	59442	NA	72-2F11-R41-SB2	SO	072SB-0083-0002-SO	240-18703-9		1/1	10-Dec-2012 11:15 AM	27-Dec-2012 7:50 AM	29-Dec-2012 5:51 PM	MS
	59442	NA	72-2F11-R41-SB2	SO	072SB-0083-0002-SO	240-18703-9		1/1	10-Dec-2012 11:15 AM	27-Dec-2012 7:50 AM	29-Dec-2012 5:55 PM	SD

AUTOMATED DATA REVIEW SUMMARY for 240-18703-1_(72-SB_76-TB)

Batch Report

Test Method: SW6020; Leach Method: NONE

Analytical Batch	Prep Batch	Leach Batch	Location	Matrix	Field Sample ID	Lab Sample ID	Calibration Ref	Run#/ Dil'n	Collection Date/Time	Extract Date/Time	Analysis Date/Time	Sample Type
59733	59442	NA	72-2F11-R41-SB3	SO	072SB-0084-0001-SO	240-18703-10		1/1	10-Dec-2012 11:30 AM	27-Dec-2012 7:50 AM	29-Dec-2012 6:03 PM	N
	59442	NA	72-2F11-R41-SB4	SO	072SB-0085-0001-SO	240-18703-11		1/1	10-Dec-2012 12:05 PM	27-Dec-2012 7:50 AM	29-Dec-2012 6:08 PM	N
	59442	NA	72-2F11-R41-SB4	SO	072SB-0086-0001-SO	240-18703-12		1/1	10-Dec-2012 12:05 PM	27-Dec-2012 7:50 AM	29-Dec-2012 6:27 PM	FD
	59442	NA	72-WTP-06-SB1	SO	072SB-0087-0001-SO	240-18703-13		1/1	10-Dec-2012 9:10 AM	27-Dec-2012 7:50 AM	29-Dec-2012 6:32 PM	N
	59442	NA	72-WTP-06-SB2	SO	072SB-0088-0001-SO	240-18703-14		1/1	10-Dec-2012 9:30 AM	27-Dec-2012 7:50 AM	29-Dec-2012 6:36 PM	N
	59442	NA	72-WTP-06-SB3	SO	072SB-0089-0001-SO	240-18703-15		1/1	10-Dec-2012 9:40 AM	27-Dec-2012 7:50 AM	29-Dec-2012 6:40 PM	N
	59442	NA	72-WTP-06-SB4	SO	072SB-0090-0001-SO	240-18703-16		1/1	10-Dec-2012 9:55 AM	27-Dec-2012 7:50 AM	29-Dec-2012 6:44 PM	N
	59442	NA	72-2F11-R41-SB5	SO	072SB-0091-0001-SO	240-18703-17		1/1	10-Dec-2012 12:25 PM	27-Dec-2012 7:50 AM	29-Dec-2012 6:49 PM	N
	59442	NA	72-FS-01-SB1	SO	072SB-0075-0001-SO	240-18703-18		1/1	10-Dec-2012 1:45 PM	27-Dec-2012 7:50 AM	29-Dec-2012 6:53 PM	N
	59442	NA	72-FS-01-SB2	SO	072SB-0076-0001-SO	240-18703-19		1/1	10-Dec-2012 2:00 PM	27-Dec-2012 7:50 AM	29-Dec-2012 6:57 PM	N
	59442	NA	72-FS-01-SB2	SO	072SB-0077-0001-SO	240-18703-20		1/1	10-Dec-2012 2:00 PM	27-Dec-2012 7:50 AM	29-Dec-2012 7:02 PM	FD
	59442	NA	72-FS-01-SB3	SO	072SB-0079-0001-SO	240-18703-21		1/1	10-Dec-2012 2:20 PM	27-Dec-2012 7:50 AM	29-Dec-2012 7:06 PM	N
	59442	NA	72-FS-01-SB4	SO	072SB-0080-0001-SO	240-18703-22		1/1	10-Dec-2012 3:16 PM	27-Dec-2012 7:50 AM	29-Dec-2012 7:26 PM	FD
	59442	NA	72-FS-01-SB5	SO	072SB-0081-0001-SO	240-18703-23		1/1	10-Dec-2012 2:50 PM	27-Dec-2012 7:50 AM	29-Dec-2012 7:30 PM	N

Test Method: SW7470A; Leach Method: NONE

Analytical Batch	Prep Batch	Leach Batch	Location	Matrix	Field Sample ID	Lab Sample ID	Calibration Ref	Run#/ Dil'n	Collection Date/Time	Extract Date/Time	Analysis Date/Time	Sample Type
70694	70255	NA	LABQC	WQ	LABQC	MB 240-70255/1-A		1/1	27-Dec-2012 4:00 PM	27-Dec-2012 4:00 PM	29-Dec-2012 11:59 AM	LB
	70255	NA	LABQC	WQ	LABQC	LCS 240-70255/2-A		1/1	27-Dec-2012 4:00 PM	27-Dec-2012 4:00 PM	29-Dec-2012 12:00 PM	BS

AUTOMATED DATA REVIEW SUMMARY for 240-18703-1_(72-SB_76-TB)

Batch Report

Test Method: SW7470A; Leach Method: NONE

Analytical Batch	Prep Batch	Leach Batch	Location	Matrix	Field Sample ID	Lab Sample ID	Calibration Ref	Run#/ Dil'n	Collection Date/Time	Extract Date/Time	Analysis Date/Time	Sample Type
70694	70255	NA	76-A1-UST-SB2	WG	076-0140-0001-ER	240-18703-24		1/1	11-Dec-2012 10:30 AM	27-Dec-2012 4:00 PM	29-Dec-2012 12:06 PM	N

Test Method: SW7471A; Leach Method: NONE

Analytical Batch	Prep Batch	Leach Batch	Location	Matrix	Field Sample ID	Lab Sample ID	Calibration Ref	Run#/ Dil'n	Collection Date/Time	Extract Date/Time	Analysis Date/Time	Sample Type
69324	69021	NA	LABQC	SQ	LABQC	MB 240-69021/1-A		1/1	17-Dec-2012 3:15 PM	17-Dec-2012 3:15 PM	18-Dec-2012 11:17 AM	LB
	69021	NA	LABQC	SQ	LABQC	LCS 240-69021/2-A		1/1	17-Dec-2012 3:15 PM	17-Dec-2012 3:15 PM	18-Dec-2012 11:19 AM	BS
	69021	NA	72-2F11-R41-SB5	SO	072SB-0092-0001-SO	240-18703-1		1/1	10-Dec-2012 12:37 PM	17-Dec-2012 3:15 PM	18-Dec-2012 12:01 PM	N
70525	70273	NA	LABQC	SQ	LABQC	MB 240-70273/1-A		1/1	27-Dec-2012 3:25 PM	27-Dec-2012 3:25 PM	28-Dec-2012 4:34 PM	LB
	70273	NA	LABQC	SQ	LABQC	LCS 240-70273/2-A		1/1	27-Dec-2012 3:25 PM	27-Dec-2012 3:25 PM	28-Dec-2012 4:35 PM	BS
	70273	NA	72-2F11-R41-SB1	SO	072SB-0082-0001-SO	240-18703-8		1/1	10-Dec-2012 10:45 AM	27-Dec-2012 3:25 PM	28-Dec-2012 4:38 PM	FD
	70273	NA	72-2F11-R41-SB1	SO	072SB-0082-0001-SO	240-18703-8		1/1	10-Dec-2012 10:45 AM	27-Dec-2012 3:25 PM	28-Dec-2012 4:40 PM	LR
	70273	NA	72-2F11-R41-SB1	SO	072SB-0082-0001-SO	240-18703-8		1/1	10-Dec-2012 10:45 AM	27-Dec-2012 3:25 PM	28-Dec-2012 4:42 PM	MS
	70273	NA	72-FS-01-SB2	SO	072SB-0076-0001-SO	240-18703-19		1/1	10-Dec-2012 2:00 PM	27-Dec-2012 3:25 PM	28-Dec-2012 4:44 PM	N
	70273	NA	72-WTP-06-SB3	SO	072SB-0089-0001-SO	240-18703-15		1/1	10-Dec-2012 9:40 AM	27-Dec-2012 3:25 PM	28-Dec-2012 4:46 PM	N
	70273	NA	72-WTP-06-SB2	SO	072SB-0088-0001-SO	240-18703-14		1/1	10-Dec-2012 9:30 AM	27-Dec-2012 3:25 PM	28-Dec-2012 4:48 PM	N
	70273	NA	72-2F11-R41-SB5	SO	072SB-0091-0001-SO	240-18703-17		1/1	10-Dec-2012 12:25 PM	27-Dec-2012 3:25 PM	28-Dec-2012 4:50 PM	N
	70273	NA	72-FS-01-SB4	SO	072SB-0080-0001-SO	240-18703-22		1/1	10-Dec-2012 3:16 PM	27-Dec-2012 3:25 PM	28-Dec-2012 4:52 PM	FD
	70273	NA	72-2F11-R41-SB3	SO	072SB-0084-0001-SO	240-18703-10		1/1	10-Dec-2012 11:30 AM	27-Dec-2012 3:25 PM	28-Dec-2012 4:58 PM	N
	70273	NA	72-FS-01-SB3	SO	072SB-0079-0001-SO	240-18703-21		1/1	10-Dec-2012 2:20 PM	27-Dec-2012 3:25 PM	28-Dec-2012 5:00 PM	N

AUTOMATED DATA REVIEW SUMMARY for 240-18703-1_(72-SB_76-TB)

Batch Report

Test Method: SW7471A; Leach Method: NONE

Analytical Batch	Prep Batch	Leach Batch	Location	Matrix	Field Sample ID	Lab Sample ID	Calibration Ref	Run#/ Dil'n	Collection Date/Time	Extract Date/Time	Analysis Date/Time	Sample Type
70525	70273	NA	72-FS-01-SB5	SO	072SB-0081-0001-SO	240-18703-23		1/1	10-Dec-2012 2:50 PM	27-Dec-2012 3:25 PM	28-Dec-2012 5:02 PM	N
	70273	NA	72-2F11-R41-SB4	SO	072SB-0085-0001-SO	240-18703-11		1/1	10-Dec-2012 12:05 PM	27-Dec-2012 3:25 PM	28-Dec-2012 5:04 PM	N
	70273	NA	72-WTP-06-SB4	SO	072SB-0090-0001-SO	240-18703-16		1/1	10-Dec-2012 9:55 AM	27-Dec-2012 3:25 PM	28-Dec-2012 5:06 PM	N
	70273	NA	72-FS-01-SB2	SO	072SB-0077-0001-SO	240-18703-20		1/1	10-Dec-2012 2:00 PM	27-Dec-2012 3:25 PM	28-Dec-2012 5:10 PM	FD
	70273	NA	72-2F11-R41-SB4	SO	072SB-0086-0001-SO	240-18703-12		1/1	10-Dec-2012 12:05 PM	27-Dec-2012 3:25 PM	28-Dec-2012 5:12 PM	FD
	70273	NA	72-2F11-R41-SB2	SO	072SB-0083-0001-SO	240-18703-9		1/1	10-Dec-2012 11:15 AM	27-Dec-2012 3:25 PM	28-Dec-2012 5:16 PM	N
	70273	NA	72-WTP-06-SB1	SO	072SB-0087-0001-SO	240-18703-13		1/1	10-Dec-2012 9:10 AM	27-Dec-2012 3:25 PM	28-Dec-2012 5:22 PM	N
	70273	NA	72-FS-01-SB1	SO	072SB-0075-0001-SO	240-18703-18		1/1	10-Dec-2012 1:45 PM	27-Dec-2012 3:25 PM	28-Dec-2012 5:24 PM	N

Test Method: SW8081; Leach Method: NONE

Analytical Batch	Prep Batch	Leach Batch	Location	Matrix	Field Sample ID	Lab Sample ID	Calibration Ref	Run#/ Dil'n	Collection Date/Time	Extract Date/Time	Analysis Date/Time	Sample Type
69152	68554	NA	LABQC	WQ	LABQC	LCS 240-68554/5-A		1/1	13-Dec-2012 11:40 AM	13-Dec-2012 11:40 AM	18-Dec-2012 12:18 PM	BS
	68554	NA	76-A1-UST-SB2	WG	076-0140-0001-ER	240-18703-24		1/1	11-Dec-2012 10:30 AM	13-Dec-2012 11:40 AM	18-Dec-2012 12:46 PM	N
	68554	NA	LABQC	WQ	LABQC	MB 240-68554/4-A		1/1	13-Dec-2012 11:40 AM	13-Dec-2012 11:40 AM	18-Dec-2012 2:09 PM	LB
69893	69596	NA	72-2F11-R41-SB1	SO	072SB-0082-0001-SO	240-18703-8		1/5	10-Dec-2012 10:45 AM	20-Dec-2012 11:14 AM	22-Dec-2012 10:07 PM	FD
	69596	NA	72-FS-01-SB1	SO	072SB-0075-0001-SO	240-18703-18		1/1	10-Dec-2012 1:45 PM	20-Dec-2012 11:14 AM	22-Dec-2012 10:31 PM	N
	69596	NA	LABQC	SQ	LABQC	MB 240-69596/9-A		1/1	20-Dec-2012 11:14 AM	20-Dec-2012 11:14 AM	23-Dec-2012 12:59 AM	LB
	69596	NA	LABQC	SQ	LABQC	LCS 240-69596/10-A		1/1	20-Dec-2012 11:14 AM	20-Dec-2012 11:14 AM	23-Dec-2012 1:23 AM	BS

AUTOMATED DATA REVIEW SUMMARY for 240-18703-1_(72-SB_76-TB)

Batch Report

Test Method: SW8082; Leach Method: NONE

Analytical Batch	Prep Batch	Leach Batch	Location	Matrix	Field Sample ID	Lab Sample ID	Calibration Ref	Run#/ Dil'n	Collection Date/Time	Extract Date/Time	Analysis Date/Time	Sample Type
69119	68553	NA	76-A1-UST-SB2	WG	076-0140-0001-ER	240-18703-24		1/1	11-Dec-2012 10:30 AM	13-Dec-2012 11:37 AM	18-Dec-2012 8:56 AM	N
	68553	NA	LABQC	WQ	LABQC	MB 240-68553/4-A		1/1	13-Dec-2012 11:37 AM	13-Dec-2012 11:37 AM	18-Dec-2012 9:41 AM	LB
	68553	NA	LABQC	WQ	LABQC	LCS 240-68553/5-A		1/1	13-Dec-2012 11:37 AM	13-Dec-2012 11:37 AM	18-Dec-2012 9:56 AM	BS
69879	69585	NA	LABQC	SQ	LABQC	MB 240-69585/23-A		1/1	20-Dec-2012 10:35 AM	20-Dec-2012 10:35 AM	22-Dec-2012 6:30 AM	LB
69978	69585	NA	72-2F11-R41-SB1	SO	072SB-0082-0001-SO	240-18703-8		1/1	10-Dec-2012 10:45 AM	20-Dec-2012 10:35 AM	24-Dec-2012 1:20 PM	FD
	69585	NA	72-FS-01-SB1	SO	072SB-0075-0001-SO	240-18703-18		1/1	10-Dec-2012 1:45 PM	20-Dec-2012 10:35 AM	24-Dec-2012 1:35 PM	N
	69585	NA	LABQC	SQ	LABQC	LCS 240-69585/24-A		1/1	20-Dec-2012 10:35 AM	20-Dec-2012 10:35 AM	24-Dec-2012 2:07 PM	BS

Test Method: SW8151; Leach Method: NONE

Analytical Batch	Prep Batch	Leach Batch	Location	Matrix	Field Sample ID	Lab Sample ID	Calibration Ref	Run#/ Dil'n	Collection Date/Time	Extract Date/Time	Analysis Date/Time	Sample Type
68956	68522	NA	76-A1-UST-SB2	WG	076-0140-0001-ER	240-18703-24		1/1	11-Dec-2012 10:30 AM	13-Dec-2012 9:53 AM	17-Dec-2012 3:53 PM	N
	68522	NA	LABQC	WQ	LABQC	MB 240-68522/21-A		1/1	13-Dec-2012 9:53 AM	13-Dec-2012 9:53 AM	17-Dec-2012 4:16 PM	LB
	68522	NA	LABQC	WQ	LABQC	LCS 240-68522/22-A		1/1	13-Dec-2012 9:53 AM	13-Dec-2012 9:53 AM	17-Dec-2012 4:40 PM	BS
69890	69221	NA	72-FS-01-SB1	SO	072SB-0075-0001-SO	240-18703-18		1/1	10-Dec-2012 1:45 PM	18-Dec-2012 11:08 AM	22-Dec-2012 8:29 PM	N
	69221	NA	72-FS-01-SB2	SO	072SB-0076-0001-SO	240-18703-19		1/1	10-Dec-2012 2:00 PM	18-Dec-2012 11:08 AM	22-Dec-2012 8:53 PM	N
	69221	NA	72-FS-01-SB2	SO	072SB-0077-0001-SO	240-18703-20		1/1	10-Dec-2012 2:00 PM	18-Dec-2012 11:08 AM	22-Dec-2012 9:16 PM	FD
	69221	NA	72-FS-01-SB3	SO	072SB-0079-0001-SO	240-18703-21		1/1	10-Dec-2012 2:20 PM	18-Dec-2012 11:08 AM	22-Dec-2012 10:27 PM	N
	69221	NA	72-FS-01-SB4	SO	072SB-0080-0001-SO	240-18703-22		1/1	10-Dec-2012 3:16 PM	18-Dec-2012 11:08 AM	22-Dec-2012 10:50 PM	N
	69221	NA	72-FS-01-SB5	SO	072SB-0081-0001-SO	240-18703-23		1/1	10-Dec-2012 2:50 PM	18-Dec-2012 11:08 AM	22-Dec-2012 11:14 PM	N

AUTOMATED DATA REVIEW SUMMARY for 240-18703-1_(72-SB_76-TB)

Batch Report

Test Method: SW8151; Leach Method: NONE

Analytical Batch	Prep Batch	Leach Batch	Location	Matrix	Field Sample ID	Lab Sample ID	Calibration Ref	Run#/ Dil'n	Collection Date/Time	Extract Date/Time	Analysis Date/Time	Sample Type
69890	69221	NA	LABQC	SQ	LABQC	MB 240-69221/23-A		1/1	18-Dec-2012 11:08 AM	18-Dec-2012 11:08 AM	23-Dec-2012 3:56 AM	LB
	69221	NA	LABQC	SQ	LABQC	LCS 240-69221/24-A		1/1	18-Dec-2012 11:08 AM	18-Dec-2012 11:08 AM	23-Dec-2012 4:19 AM	BS

Test Method: SW8260B; Leach Method: NONE

Analytical Batch	Prep Batch	Leach Batch	Location	Matrix	Field Sample ID	Lab Sample ID	Calibration Ref	Run#/ Dil'n	Collection Date/Time	Extract Date/Time	Analysis Date/Time	Sample Type
68905	NA	NA	LABQC	SQ	LABQC	LCS 240-68905/6		1/1	17-Dec-2012 12:47 AM		17-Dec-2012 12:47 AM	BS
	NA	NA	LABQC	SQ	LABQC	MB 240-68905/7		1/1	17-Dec-2012 1:09 AM		17-Dec-2012 1:09 AM	LB
69093	NA	NA	LABQC	SQ	LABQC	LCS 240-69093/7		1/1	18-Dec-2012 12:15 AM		18-Dec-2012 12:15 AM	BS
	NA	NA	LABQC	SQ	LABQC	MB 240-69093/8		1/1	18-Dec-2012 12:37 AM		18-Dec-2012 12:37 AM	LB
68905	68832	NA	72-FS-01-SB1	SO	072SB-0075-0001-SO	240-18703-18		1/1	10-Dec-2012 1:45 PM	11-Dec-2012 6:35 PM	17-Dec-2012 2:03 AM	N
	68832	NA	72-2F11-R41-SB1	SO	072SB-0082-0001-SO	240-18703-8		1/1	10-Dec-2012 10:45 AM	11-Dec-2012 6:35 PM	17-Dec-2012 10:12 AM	FD
69093	68832	NA	72-2F11-R41-SB5	SO	072SB-0092-0001-SO	240-18703-1		1/1	10-Dec-2012 12:37 PM	11-Dec-2012 6:35 PM	18-Dec-2012 1:10 AM	N
	68832	NA	72-2F11-R41-SB2	SO	072SB-0083-0001-SO	240-18703-9		1/1	10-Dec-2012 11:15 AM	11-Dec-2012 6:35 PM	18-Dec-2012 1:31 AM	N
	68832	NA	72-2F11-R41-SB3	SO	072SB-0084-0001-SO	240-18703-10		1/1	10-Dec-2012 11:30 AM	11-Dec-2012 6:35 PM	18-Dec-2012 1:52 AM	N
	68832	NA	72-2F11-R41-SB4	SO	072SB-0085-0001-SO	240-18703-11		1/1	10-Dec-2012 12:05 PM	11-Dec-2012 6:35 PM	18-Dec-2012 2:14 AM	N
	68832	NA	72-2F11-R41-SB4	SO	072SB-0086-0001-SO	240-18703-12		1/1	10-Dec-2012 12:05 PM	11-Dec-2012 6:35 PM	18-Dec-2012 2:35 AM	FD
	68832	NA	72-WTP-06-SB2	SO	072SB-0088-0001-SO	240-18703-14		1/1	10-Dec-2012 9:30 AM	11-Dec-2012 6:35 PM	18-Dec-2012 3:18 AM	N
	68832	NA	72-WTP-06-SB4	SO	072SB-0090-0001-SO	240-18703-16		1/1	10-Dec-2012 9:55 AM	11-Dec-2012 6:35 PM	18-Dec-2012 4:00 AM	N
	68832	NA	72-2F11-R41-SB5	SO	072SB-0091-0001-SO	240-18703-17		1/1	10-Dec-2012 12:25 PM	11-Dec-2012 6:35 PM	18-Dec-2012 4:21 AM	N

AUTOMATED DATA REVIEW SUMMARY for 240-18703-1_(72-SB_76-TB)

Batch Report

Test Method: SW8260B; Leach Method: NONE

Analytical Batch	Prep Batch	Leach Batch	Location	Matrix	Field Sample ID	Lab Sample ID	Calibration Ref	Run#/ Dil'n	Collection Date/Time	Extract Date/Time	Analysis Date/Time	Sample Type
69093	68832	NA	72-FS-01-SB2	SO	072SB-0077-0001-SO	240-18703-20		1/1	10-Dec-2012 2:00 PM	11-Dec-2012 6:35 PM	18-Dec-2012 5:04 AM	FD
	68832	NA	72-FS-01-SB3	SO	072SB-0079-0001-SO	240-18703-21		1/1	10-Dec-2012 2:20 PM	11-Dec-2012 6:35 PM	18-Dec-2012 5:25 AM	N
	68832	NA	72-FS-01-SB4	SO	072SB-0080-0001-SO	240-18703-22		1/1	10-Dec-2012 3:16 PM	11-Dec-2012 6:35 PM	18-Dec-2012 5:46 AM	FD
	68832	NA	72-FS-01-SB5	SO	072SB-0081-0001-SO	240-18703-23		1/1	10-Dec-2012 2:50 PM	11-Dec-2012 6:35 PM	18-Dec-2012 6:08 AM	N
	68832	NA	72-WTP-06-SB1	SO	072SB-0087-0001-SO	240-18703-13		1/1	10-Dec-2012 9:10 AM	11-Dec-2012 6:35 PM	18-Dec-2012 6:50 AM	N
	68832	NA	72-WTP-06-SB3	SO	072SB-0089-0001-SO	240-18703-15		1/1	10-Dec-2012 9:40 AM	11-Dec-2012 6:35 PM	18-Dec-2012 7:11 AM	N
	68832	NA	72-FS-01-SB2	SO	072SB-0076-0001-SO	240-18703-19		1/1	10-Dec-2012 2:00 PM	11-Dec-2012 6:35 PM	18-Dec-2012 8:15 AM	N
69591	69591	NA	LABQC	WQ	LABQC	LCS 240-69591/4		1/1	20-Dec-2012 12:21 PM	20-Dec-2012 12:21 PM	20-Dec-2012 12:21 PM	BS
	69591	NA	LABQC	WQ	LABQC	MB 240-69591/6		1/1	20-Dec-2012 1:05 PM	20-Dec-2012 1:05 PM	20-Dec-2012 1:05 PM	LB
	69591	NA	76-A1-UST-SB2	WG	076-0140-0001-ER	240-18703-24		1/1	11-Dec-2012 10:30 AM	20-Dec-2012 1:42 PM	20-Dec-2012 1:42 PM	N
	69591	NA	76-U3-UST-SB1	WG	076SB-0137-0001-TB	240-18703-2		1/1	11-Dec-2012 8:00 AM	20-Dec-2012 2:47 PM	20-Dec-2012 2:47 PM	N
	69591	NA	76-U3-UST-SB2	WG	076SB-0138-0001-TB	240-18703-3		1/1	11-Dec-2012 8:00 AM	20-Dec-2012 3:09 PM	20-Dec-2012 3:09 PM	N
	69591	NA	76-U3-UST-SB3	WG	076SB-0139-0001-TB	240-18703-4		1/1	11-Dec-2012 8:00 AM	20-Dec-2012 3:31 PM	20-Dec-2012 3:31 PM	N
	69591	NA	76-A1-UST-SB3	WG	076-0141-0001-TB	240-18703-25		1/1	11-Dec-2012 8:00 AM	20-Dec-2012 3:53 PM	20-Dec-2012 3:53 PM	N
	69591	NA	76-A6-UST-SB13	WG	076-0142-0001-TB	240-18703-26		1/1	11-Dec-2012 8:00 AM	20-Dec-2012 4:15 PM	20-Dec-2012 4:15 PM	N
	69591	NA	76-A1-UST-SB2	WG	076-0140-0001-ER	240-18703-24		1/1	11-Dec-2012 10:30 AM	20-Dec-2012 4:58 PM	20-Dec-2012 4:58 PM	MS
	69591	NA	76-A1-UST-SB2	WG	076-0140-0001-ER	240-18703-24		1/1	11-Dec-2012 10:30 AM	20-Dec-2012 5:20 PM	20-Dec-2012 5:20 PM	SD

AUTOMATED DATA REVIEW SUMMARY for 240-18703-1_(72-SB_76-TB)

Batch Report

Test Method: SW8270C; Leach Method: NONE

Analytical Batch	Prep Batch	Leach Batch	Location	Matrix	Field Sample ID	Lab Sample ID	Calibration Ref	Run#/ Dil'n	Collection Date/Time	Extract Date/Time	Analysis Date/Time	Sample Type
68962	68547	NA	LABQC	WQ	LABQC	MB 240-68547/18-A		1/1	13-Dec-2012 11:21 AM	13-Dec-2012 11:21 AM	17-Dec-2012 11:18 AM	LB
	68547	NA	LABQC	WQ	LABQC	LCS 240-68547/19-A		1/1	13-Dec-2012 11:21 AM	13-Dec-2012 11:21 AM	17-Dec-2012 11:41 AM	BS
	68547	NA	76-A1-UST-SB2	WG	076-0140-0001-ER	240-18703-24		1/1	11-Dec-2012 10:30 AM	13-Dec-2012 11:21 AM	17-Dec-2012 12:04 PM	N
69988	69569	NA	LABQC	SQ	LABQC	MB 240-69569/23-A		1/1	20-Dec-2012 9:55 AM	20-Dec-2012 9:55 AM	24-Dec-2012 11:20 AM	LB
	69569	NA	LABQC	SQ	LABQC	LCS 240-69569/24-A		1/1	20-Dec-2012 9:55 AM	20-Dec-2012 9:55 AM	24-Dec-2012 11:45 AM	BS
	69569	NA	72-2F11-R41-SB5	SO	072SB-0092-0001-SO	240-18703-1		1/1	10-Dec-2012 12:37 PM	20-Dec-2012 9:55 AM	24-Dec-2012 1:50 PM	N
	69569	NA	72-2F11-R41-SB1	SO	072SB-0082-0001-SO	240-18703-8		1/1	10-Dec-2012 10:45 AM	20-Dec-2012 9:55 AM	24-Dec-2012 2:15 PM	FD
	69569	NA	72-2F11-R41-SB2	SO	072SB-0083-0001-SO	240-18703-9		1/1	10-Dec-2012 11:15 AM	20-Dec-2012 9:55 AM	24-Dec-2012 2:39 PM	N
	69569	NA	72-2F11-R41-SB3	SO	072SB-0084-0001-SO	240-18703-10		1/1	10-Dec-2012 11:30 AM	20-Dec-2012 9:55 AM	24-Dec-2012 3:04 PM	N
	69569	NA	72-2F11-R41-SB4	SO	072SB-0085-0001-SO	240-18703-11		1/1	10-Dec-2012 12:05 PM	20-Dec-2012 9:55 AM	24-Dec-2012 3:29 PM	N
	69569	NA	72-2F11-R41-SB4	SO	072SB-0086-0001-SO	240-18703-12		1/1	10-Dec-2012 12:05 PM	20-Dec-2012 9:55 AM	24-Dec-2012 3:54 PM	FD
	69569	NA	72-WTP-06-SB1	SO	072SB-0087-0001-SO	240-18703-13		1/1	10-Dec-2012 9:10 AM	20-Dec-2012 9:55 AM	24-Dec-2012 4:19 PM	N
	69569	NA	72-WTP-06-SB2	SO	072SB-0088-0001-SO	240-18703-14		1/1	10-Dec-2012 9:30 AM	20-Dec-2012 9:55 AM	24-Dec-2012 4:44 PM	N
	69569	NA	72-WTP-06-SB3	SO	072SB-0089-0001-SO	240-18703-15		1/1	10-Dec-2012 9:40 AM	20-Dec-2012 9:55 AM	24-Dec-2012 5:09 PM	N
	69569	NA	72-WTP-06-SB4	SO	072SB-0090-0001-SO	240-18703-16		1/1	10-Dec-2012 9:55 AM	20-Dec-2012 9:55 AM	24-Dec-2012 5:34 PM	N
	69569	NA	72-2F11-R41-SB5	SO	072SB-0091-0001-SO	240-18703-17		1/1	10-Dec-2012 12:25 PM	20-Dec-2012 9:55 AM	24-Dec-2012 5:59 PM	N
	69569	NA	72-FS-01-SB2	SO	072SB-0076-0001-SO	240-18703-19		1/1	10-Dec-2012 2:00 PM	20-Dec-2012 9:55 AM	24-Dec-2012 6:24 PM	N
	69569	NA	72-FS-01-SB2	SO	072SB-0077-0001-SO	240-18703-20		1/1	10-Dec-2012 2:00 PM	20-Dec-2012 9:55 AM	24-Dec-2012 6:49 PM	FD

AUTOMATED DATA REVIEW SUMMARY for 240-18703-1_(72-SB_76-TB)

Batch Report

Test Method: SW8270C; Leach Method: NONE

Analytical Batch	Prep Batch	Leach Batch	Location	Matrix	Field Sample ID	Lab Sample ID	Calibration Ref	Run#/ Dil'n	Collection Date/Time	Extract Date/Time	Analysis Date/Time	Sample Type
69988	69569	NA	72-FS-01-SB3	SO	072SB-0079-0001-SO	240-18703-21		1/1	10-Dec-2012 2:20 PM	20-Dec-2012 9:55 AM	24-Dec-2012 7:14 PM	N
	69569	NA	72-FS-01-SB4	SO	072SB-0080-0001-SO	240-18703-22		1/1	10-Dec-2012 3:16 PM	20-Dec-2012 9:55 AM	24-Dec-2012 7:39 PM	FD
70697	69614	NA	LABQC	SQ	LABQC	MB 240-69614/23-A		1/1	20-Dec-2012 12:23 PM	20-Dec-2012 12:23 PM	31-Dec-2012 12:16 PM	LB
	69614	NA	LABQC	SQ	LABQC	LCS 240-69614/24-A		1/1	20-Dec-2012 12:23 PM	20-Dec-2012 12:23 PM	31-Dec-2012 12:39 PM	BS
	69614	NA	72-FS-01-SB5	SO	072SB-0081-0001-SO	240-18703-23		1/1	10-Dec-2012 2:50 PM	20-Dec-2012 12:23 PM	31-Dec-2012 1:03 PM	N
	69993	NA	LABQC	SQ	LABQC	MB 240-69993/23-A		1/1	24-Dec-2012 9:50 AM	24-Dec-2012 9:50 AM	31-Dec-2012 11:30 AM	LB
	69993	NA	LABQC	SQ	LABQC	LCS 240-69993/24-A		1/1	24-Dec-2012 9:50 AM	24-Dec-2012 9:50 AM	31-Dec-2012 11:53 AM	BS
	69993	NA	72-FS-01-SB1	SO	072SB-0075-0001-SO	240-18703-18		1/1	10-Dec-2012 1:45 PM	24-Dec-2012 9:50 AM	31-Dec-2012 1:26 PM	N

Test Method: SW8330B; Leach Method: NONE

Analytical Batch	Prep Batch	Leach Batch	Location	Matrix	Field Sample ID	Lab Sample ID	Calibration Ref	Run#/ Dil'n	Collection Date/Time	Extract Date/Time	Analysis Date/Time	Sample Type
7620	7404	NA	LABQC	WQ	LABQC	MB 320-7404/1-A		1/1	14-Dec-2012 11:07 AM	14-Dec-2012 11:07 AM	21-Dec-2012 1:22 PM	LB
	7404	NA	LABQC	WQ	LABQC	LCS 320-7404/2-A		1/1	14-Dec-2012 11:07 AM	14-Dec-2012 11:07 AM	21-Dec-2012 2:02 PM	BS
	7404	NA	76-A1-UST-SB2	WG	076-0140-0001-ER	240-18703-24		1/1	11-Dec-2012 10:30 AM	14-Dec-2012 11:07 AM	21-Dec-2012 2:42 PM	N
	7444	NA	LABQC	SQ	LABQC	MB 320-7444/1-A		1/1	17-Dec-2012 10:34 AM	17-Dec-2012 10:34 AM	20-Dec-2012 7:07 AM	LB
	7444	NA	LABQC	SQ	LABQC	LCS 320-7444/2-A		1/1	17-Dec-2012 10:34 AM	17-Dec-2012 10:34 AM	20-Dec-2012 7:47 AM	BS
	7444	NA	72-2F11-R41-SB1	SO	072SB-0082-0001-SO	240-18703-8		1/1	10-Dec-2012 10:45 AM	17-Dec-2012 10:34 AM	20-Dec-2012 9:54 PM	FD
	7444	NA	72-FS-01-SB1	SO	072SB-0075-0001-SO	240-18703-18		1/1	10-Dec-2012 1:45 PM	17-Dec-2012 10:34 AM	20-Dec-2012 10:34 PM	N
7855	7464	NA	LABQC	SQ	LABQC	MB 320-7464/1-A		1/1	17-Dec-2012 11:57 AM	17-Dec-2012 11:57 AM	26-Dec-2012 8:00 PM	LB

AUTOMATED DATA REVIEW SUMMARY for 240-18703-1_(72-SB_76-TB)

Batch Report

Test Method: SW8330B; Leach Method: NONE

Analytical Batch	Prep Batch	Leach Batch	Location	Matrix	Field Sample ID	Lab Sample ID	Calibration Ref	Run#/ Dil'n	Collection Date/Time	Extract Date/Time	Analysis Date/Time	Sample Type
7855	7464	NA	LABQC	SQ	LABQC	LCS 320-7464/2-A		1/1	17-Dec-2012 11:57 AM	17-Dec-2012 11:57 AM	26-Dec-2012 8:14 PM	BS
	7464	NA	72-2F11-R41-SB1	SO	072SB-0082-0001-SO	240-18703-8		2/1	10-Dec-2012 10:45 AM	17-Dec-2012 11:57 AM	27-Dec-2012 1:02 AM	FD
	7464	NA	72-FS-01-SB1	SO	072SB-0075-0001-SO	240-18703-18		2/1	10-Dec-2012 1:45 PM	17-Dec-2012 11:57 AM	27-Dec-2012 1:16 AM	N
	7807	NA	LABQC	WQ	LABQC	MB 320-7807/1-A		1/1	24-Dec-2012 12:40 PM	24-Dec-2012 12:40 PM	27-Dec-2012 3:25 AM	LB
	7807	NA	LABQC	WQ	LABQC	LCS 320-7807/2-A		1/1	24-Dec-2012 12:40 PM	24-Dec-2012 12:40 PM	27-Dec-2012 3:54 AM	BS
	7807	NA	76-A1-UST-SB2	WG	076-0140-0001-ER	240-18703-24		2/1	11-Dec-2012 10:30 AM	24-Dec-2012 12:40 PM	27-Dec-2012 4:08 AM	N
	7807	NA	76-A1-UST-SB2	WG	076-0140-0001-ER	240-18703-24		1/1	11-Dec-2012 10:30 AM	24-Dec-2012 12:40 PM	27-Dec-2012 4:23 AM	MS
	7807	NA	76-A1-UST-SB2	WG	076-0140-0001-ER	240-18703-24		1/1	11-Dec-2012 10:30 AM	24-Dec-2012 12:40 PM	27-Dec-2012 4:37 AM	SD

AUTOMATED DATA REVIEW SUMMARY for 240-18703-1_(72-SB_76-TB)

Field Batch Report

--No Records Found--

AUTOMATED DATA REVIEW SUMMARY for 240-18703-1_(72-SB_76-TB)

QC Outlier Report

Test/Prep/Leach	QC Element	Sample ID/ Lab Sample ID	Run# / Dil'n	Analyte	Result (Units)	Qualifier	Warning Limits	Control Limits	Reason	Comment	Rule	Action Level
E353.2 / METHOD/NONE	Blank	MB 320-7571/1-B (LB) / MB 320-7571/1-B	1 / 1.00	Nitrocellulose	1.3 (MG/KG)	U/None	< 0.78	< 5	L		1	1.31
E353.2 / METHOD/NONE	Test Hold Time	076-0140-0001-ER (N) / 240-18703-24	1 / 1.00	Nitrocellulose	16.1 (Days)	J/UJ	< 14	< 28	H1	Test Exceeds UWL		
M8015V / SW5035/NONE	Surrogate	072SB-0077-0001-SO (FD) / 240-18703-20	1 / 1.00	1,1,1-Trifluorotoluene	329 (PERCENT)	J/None	10 - 150	10 - 150	I			
M8015V / SW5035/NONE	Surrogate	072SB-0080-0001-SO (FD) / 240-18703-22	1 / 1.00	1,1,1-Trifluorotoluene	231 (PERCENT)	J/None	10 - 150	10 - 150	I			
SW6020 / SW3050B/NONE	Blank	MB 180-59183/1-A (LB) / MB 180-59183/1-A	1 / 1.00	Aluminum	0.52 (MG/KG)	U/None	< 0.28	< 3	L		1	0.515
SW6020 / SW3050B/NONE	Blank	MB 180-59183/1-A (LB) / MB 180-59183/1-A	1 / 1.00	Barium	0.013 (MG/KG)	U/None	< 0.011	< 1	L		1	0.0133
SW6020 / SW3050B/NONE	Blank	MB 180-59183/1-A (LB) / MB 180-59183/1-A	1 / 1.00	Calcium	2.8 (MG/KG)	U/None	< 1.3	< 10	L		1	2.78
SW6020 / SW3050B/NONE	Blank	MB 180-59183/1-A (LB) / MB 180-59183/1-A	1 / 1.00	Iron	1.1 (MG/KG)	U/None	< 1.1	< 5	L		1	1.12
SW6020 / SW3050B/NONE	Blank	MB 180-59183/1-A (LB) / MB 180-59183/1-A	1 / 1.00	Nickel	0.013 (MG/KG)	U/None	< 0.011	< 0.1	L		1	0.0132
SW6020 / SW3050B/NONE	Blank	MB 180-59183/1-A (LB) / MB 180-59183/1-A	1 / 1.00	Zinc	0.14 (MG/KG)	U/None	< 0.065	< 0.5	L		1	0.141
SW6020 / SW3050B/NONE	Blank	MB 180-59442/1-A (LB) / MB 180-59442/1-A	1 / 1.00	Barium	0.012 (MG/KG)	U/None	< 0.01	< 0.95	L		1	0.0122
SW6020 / SW3050B/NONE	Blank	MB 180-59442/1-A (LB) / MB 180-59442/1-A	1 / 1.00	Calcium	2.2 (MG/KG)	U/None	< 1.3	< 9.5	L		1	2.18
SW6020 / SW3050B/NONE	Blank	MB 180-59442/1-A (LB) / MB 180-59442/1-A	1 / 1.00	Iron	1.2 (MG/KG)	U/None	< 1	< 4.8	L		1	1.19
SW6020 / TOTAL/NONE	Blank	MB 180-59308/1-A (LB) / MB 180-59308/1-A	1 / 1.00	Aluminum	6.5 (UG/L)	U/None	< 2.6	< 30	L		1	6.47
SW6020 / TOTAL/NONE	Blank	MB 180-59308/1-A (LB) / MB 180-59308/1-A	1 / 1.00	Iron	19.2 (UG/L)	U/None	< 11	< 50	L		1	19.2
SW8082 / SW3540C/NONE	Surrogate	072SB-0082-0001-SO (FD) / 240-18703-8	1 / 1.00	Decachlorobiphenyl	151 (PERCENT)	J/None	60 - 125	10 - 125	I			
SW8260B / SW5035/NONE	Blank	MB 240-68905/7 (LB) / MB 240-68905/7	1 / 1.00	2-Hexanone	2.4 (UG/KG)	U/None	< 0.63	< 20	L		1	2.37
SW8260B / SW5035/NONE	Blank	MB 240-68905/7 (LB) / MB 240-68905/7	1 / 1.00	4-Methyl-2-pentanone (MIBK)	1.4 (UG/KG)	U/None	< 0.54	< 20	L		1	1.41
SW8260B / SW5035/NONE	Blank	MB 240-68905/7 (LB) / MB 240-68905/7	1 / 1.00	Methylene Chloride	1.7 (UG/KG)	U/None	< 0.67	< 5	L		2	3.46

AUTOMATED DATA REVIEW SUMMARY for 240-18703-1_(72-SB_76-TB)

QC Outlier Report

Test/Prep/Leach	QC Element	Sample ID/ Lab Sample ID	Run# / Dil'n	Analyte	Result (Units)	Qualifier	Warning Limits	Control Limits	Reason	Comment	Rule	Action Level
SW8260B / SW5035/NONE	Surrogate	072SB-0084-0001-SO (N) / 240-18703-10	1 / 1.00	1-Bromo-4-fluorobenzene (4-Bromofluorobenzene)	82.8 (PERCENT)	J/UJ	85 - 120	10 - 120	I			
SW8260B / SW5035/NONE	Surrogate	072SB-0088-0001-SO (N) / 240-18703-14	1 / 1.00	1-Bromo-4-fluorobenzene (4-Bromofluorobenzene)	84.5 (PERCENT)	J/UJ	85 - 120	10 - 120	I			
SW8270C / SW3550/NONE	Blank	MB 240-69993/23-A (LB) / MB 240-69993/23-A	1 / 1.00	bis(2-Ethylhexyl) Phthalate	45.6 (UG/KG)	U/None	< 19	< 50	L		5	228

AUTOMATED DATA REVIEW SUMMARY for 240-18703-1_(72-SB_76-TB)

Qualified Results

Test Leach	Matrix	FieldSample ID	LabSample ID	Type	Analyte	RL	Lab Result	Qualified Result	Bias	Units	Reason
E353.2/NONE	SO	072SB-0075-0001-SO	240-18703-18	N	Nitrocellulose	55.0	11.0	55.0 U	+	MG/KG	L
E353.2/NONE	SO	072SB-0082-0001-SO	240-18703-8	FD	Nitrocellulose	49.0	9.5	49.0 U	+	MG/KG	L
E353.2/NONE	WG	076-0140-0001-ER	240-18703-24	N	Nitrocellulose	2.0	2.0	2.0 UJ	-	MG/L	H1
Test Leach	**Matrix**	**FieldSample ID**	**LabSample ID**	**Type**	**Analyte**	**RL**	**Lab Result**	**Qualified Result**	**Bias**	**Units**	**Reason**
M8015D/NONE	SO	072SB-0088-0001-SO	240-18703-14	N	C20-C34 Motor Oil Range Organics	18.0	11.0	11.0 J		MG/KG	TR
M8015D/NONE	SO	072SB-0090-0001-SO	240-18703-16	N	C20-C34 Motor Oil Range Organics	18.0	14.0	14.0 J		MG/KG	TR
Test Leach	**Matrix**	**FieldSample ID**	**LabSample ID**	**Type**	**Analyte**	**RL**	**Lab Result**	**Qualified Result**	**Bias**	**Units**	**Reason**
M8015V/NONE	SO	072SB-0076-0001-SO	240-18703-19	N	Petroleum Hydrocarbons C6-C12	94.0	70.0	70.0 J		UG/KG	TR/D1
M8015V/NONE	SO	072SB-0077-0001-SO	240-18703-20	FD	Petroleum Hydrocarbons C6-C12	97.0	2200	2200 J	+	UG/KG	I/D1
M8015V/NONE	SO	072SB-0077-0001-SO	240-18703-20	FD	Petroleum Hydrocarbons C6-C12	5000	2900	2900 J		UG/KG	TR/D1
M8015V/NONE	SO	072SB-0080-0001-SO	240-18703-22	FD	Petroleum Hydrocarbons C6-C12	5100	4200	4200 J		UG/KG	TR
M8015V/NONE	SO	072SB-0080-0001-SO	240-18703-22	FD	Petroleum Hydrocarbons C6-C12	78.0	3200	3200 J	+	UG/KG	I
M8015V/NONE	SO	072SB-0089-0001-SO	240-18703-15	N	Petroleum Hydrocarbons C6-C12	99.0	54.0	54.0 J		UG/KG	TR
M8015V/NONE	WG	076-0141-0001-TB	240-18703-25	N	Petroleum Hydrocarbons C6-C12	100	27.0	27.0 J		UG/L	TR
M8015V/NONE	WG	076SB-0143-0001-TB	240-18703-5	N	Petroleum Hydrocarbons C6-C12	100	29.0	29.0 J		UG/L	TR
M8015V/NONE	WG	076SB-0144-0001-TB	240-18703-6	N	Petroleum Hydrocarbons C6-C12	100	27.0	27.0 J		UG/L	TR
Test Leach	**Matrix**	**FieldSample ID**	**LabSample ID**	**Type**	**Analyte**	**RL**	**Lab Result**	**Qualified Result**	**Bias**	**Units**	**Reason**
SW6020/NONE	SO	072SB-0075-0001-SO	240-18703-18	N	Selenium	0.54	0.50	0.50 J		MG/KG	TR
SW6020/NONE	SO	072SB-0075-0001-SO	240-18703-18	N	Silver	0.11	0.044	0.044 J		MG/KG	TR
SW6020/NONE	SO	072SB-0076-0001-SO	240-18703-19	N	Barium	1.1	56.0	56.0 J		MG/KG	d
SW6020/NONE	SO	072SB-0076-0001-SO	240-18703-19	N	Manganese	0.55	330	330 J		MG/KG	d
SW6020/NONE	SO	072SB-0076-0001-SO	240-18703-19	N	Silver	0.11	0.037	0.037 J		MG/KG	TR
SW6020/NONE	SO	072SB-0077-0001-SO	240-18703-20	FD	Barium	1.1	95.0	95.0 J		MG/KG	d
SW6020/NONE	SO	072SB-0077-0001-SO	240-18703-20	FD	Manganese	0.55	1700	1700 J		MG/KG	d
SW6020/NONE	SO	072SB-0077-0001-SO	240-18703-20	FD	Silver	0.11	0.045	0.045 J		MG/KG	TR
SW6020/NONE	SO	072SB-0079-0001-SO	240-18703-21	N	Silver	0.12	0.042	0.042 J		MG/KG	TR
SW6020/NONE	SO	072SB-0080-0001-SO	240-18703-22	FD	Selenium	0.53	0.46	0.46 J		MG/KG	TR
SW6020/NONE	SO	072SB-0080-0001-SO	240-18703-22	FD	Silver	0.11	0.032	0.032 J		MG/KG	TR

AUTOMATED DATA REVIEW SUMMARY for 240-18703-1_(72-SB_76-TB)

Qualified Results

Test Leach	Matrix	FieldSample ID	LabSample ID	Type	Analyte	RL	Lab Result	Qualified Result	Bias	Units	Reason
SW6020/NONE	SO	072SB-0081-0001-SO	240-18703-23	N	Silver	0.099	0.033	0.033 J		MG/KG	TR
SW6020/NONE	SO	072SB-0082-0001-SO	240-18703-8	FD	Selenium	0.57	0.54	0.54 J		MG/KG	TR
SW6020/NONE	SO	072SB-0082-0001-SO	240-18703-8	FD	Silver	0.11	0.031	0.031 J		MG/KG	TR
SW6020/NONE	SO	072SB-0083-0001-SO	240-18703-9	N	Antimony	0.21	0.21	0.21 UJ		MG/KG	m
SW6020/NONE	SO	072SB-0083-0001-SO	240-18703-9	N	Calcium	10.0	11000	11000 J		MG/KG	A
SW6020/NONE	SO	072SB-0083-0001-SO	240-18703-9	N	Chromium	0.21	14.0	14.0 J		MG/KG	A
SW6020/NONE	SO	072SB-0083-0001-SO	240-18703-9	N	Magnesium	10.0	8700	8700 J		MG/KG	A
SW6020/NONE	SO	072SB-0083-0001-SO	240-18703-9	N	Potassium	10.0	1600	1600 J		MG/KG	A
SW6020/NONE	SO	072SB-0083-0001-SO	240-18703-9	N	Selenium	0.51	0.47	0.47 J		MG/KG	TR
SW6020/NONE	SO	072SB-0083-0001-SO	240-18703-9	N	Silver	0.10	0.031	0.031 J		MG/KG	TR
SW6020/NONE	SO	072SB-0084-0001-SO	240-18703-10	N	Selenium	0.55	0.49	0.49 J		MG/KG	TR
SW6020/NONE	SO	072SB-0084-0001-SO	240-18703-10	N	Silver	0.11	0.031	0.031 J		MG/KG	TR
SW6020/NONE	SO	072SB-0085-0001-SO	240-18703-11	N	Antimony	0.23	0.077	0.077 J		MG/KG	TR
SW6020/NONE	SO	072SB-0085-0001-SO	240-18703-11	N	Selenium	0.56	0.46	0.46 J		MG/KG	TR
SW6020/NONE	SO	072SB-0085-0001-SO	240-18703-11	N	Silver	0.11	0.030	0.030 J		MG/KG	TR
SW6020/NONE	SO	072SB-0086-0001-SO	240-18703-12	FD	Cadmium	0.10	0.092	0.092 J		MG/KG	TR
SW6020/NONE	SO	072SB-0086-0001-SO	240-18703-12	FD	Selenium	0.51	0.40	0.40 J		MG/KG	TR
SW6020/NONE	SO	072SB-0086-0001-SO	240-18703-12	FD	Silver	0.10	0.022	0.022 J		MG/KG	TR
SW6020/NONE	SO	072SB-0087-0001-SO	240-18703-13	N	Selenium	0.45	0.41	0.41 J		MG/KG	TR
SW6020/NONE	SO	072SB-0087-0001-SO	240-18703-13	N	Silver	0.091	0.022	0.022 J		MG/KG	TR
SW6020/NONE	SO	072SB-0088-0001-SO	240-18703-14	N	Selenium	0.50	0.32	0.32 J		MG/KG	TR
SW6020/NONE	SO	072SB-0088-0001-SO	240-18703-14	N	Silver	0.10	0.018	0.018 J		MG/KG	TR
SW6020/NONE	SO	072SB-0089-0001-SO	240-18703-15	N	Selenium	0.51	0.46	0.46 J		MG/KG	TR
SW6020/NONE	SO	072SB-0089-0001-SO	240-18703-15	N	Silver	0.10	0.023	0.023 J		MG/KG	TR
SW6020/NONE	SO	072SB-0090-0001-SO	240-18703-16	N	Selenium	0.52	0.28	0.28 J		MG/KG	TR
SW6020/NONE	SO	072SB-0090-0001-SO	240-18703-16	N	Silver	0.10	0.013	0.013 J		MG/KG	TR
SW6020/NONE	SO	072SB-0090-0001-SO	240-18703-16	N	Thallium	0.10	0.075	0.075 J		MG/KG	TR
SW6020/NONE	SO	072SB-0091-0001-SO	240-18703-17	N	Selenium	0.55	0.49	0.49 J		MG/KG	TR
SW6020/NONE	SO	072SB-0091-0001-SO	240-18703-17	N	Silver	0.11	0.025	0.025 J		MG/KG	TR

AUTOMATED DATA REVIEW SUMMARY for 240-18703-1_(72-SB_76-TB)

Qualified Results

Test Leach	Matrix	FieldSample ID	LabSample ID	Type	Analyte	RL	Lab Result	Qualified Result	Bias	Units	Reason
SW6020/NONE	SO	072SB-0092-0001-SO	240-18703-1	N	Antimony	0.18	0.053	0.053 J		MG/KG	TR
SW6020/NONE	SO	072SB-0092-0001-SO	240-18703-1	N	Selenium	0.44	0.32	0.32 J		MG/KG	TR
SW6020/NONE	SO	072SB-0092-0001-SO	240-18703-1	N	Silver	0.088	0.025	0.025 J		MG/KG	TR
SW6020/NONE	WG	076-0140-0001-ER	240-18703-24	N	Aluminum	30.0	14.0	30.0 U	+	UG/L	L
SW6020/NONE	WG	076-0140-0001-ER	240-18703-24	N	Barium	10.0	0.43	0.43 J		UG/L	TR
SW6020/NONE	WG	076-0140-0001-ER	240-18703-24	N	Calcium	100	82.0	82.0 J		UG/L	TR
SW6020/NONE	WG	076-0140-0001-ER	240-18703-24	N	Chromium	2.0	0.76	0.76 J		UG/L	TR
SW6020/NONE	WG	076-0140-0001-ER	240-18703-24	N	Cobalt	0.50	0.036	0.036 J		UG/L	TR
SW6020/NONE	WG	076-0140-0001-ER	240-18703-24	N	Iron	50.0	20.0	50.0 U	+	UG/L	L
SW6020/NONE	WG	076-0140-0001-ER	240-18703-24	N	Manganese	5.0	1.9	1.9 J		UG/L	TR
SW6020/NONE	WG	076-0140-0001-ER	240-18703-24	N	Nickel	1.0	0.47	0.47 J		UG/L	TR
SW6020/NONE	WG	076-0140-0001-ER	240-18703-24	N	Thallium	1.0	0.25	0.25 J		UG/L	TR
SW6020/NONE	WG	076-0140-0001-ER	240-18703-24	N	Zinc	5.0	1.1	1.1 J		UG/L	TR
Test Leach	**Matrix**	**FieldSample ID**	**LabSample ID**	**Type**	**Analyte**	**RL**	**Lab Result**	**Qualified Result**	**Bias**	**Units**	**Reason**
SW7471A/NONE	SO	072SB-0079-0001-SO	240-18703-21	N	Mercury	0.15	0.034	0.034 J		MG/KG	TR
SW7471A/NONE	SO	072SB-0088-0001-SO	240-18703-14	N	Mercury	0.12	0.016	0.016 J		MG/KG	TR
SW7471A/NONE	SO	072SB-0089-0001-SO	240-18703-15	N	Mercury	0.10	0.014	0.014 J		MG/KG	TR
Test Leach	**Matrix**	**FieldSample ID**	**LabSample ID**	**Type**	**Analyte**	**RL**	**Lab Result**	**Qualified Result**	**Bias**	**Units**	**Reason**
SW8081/NONE	SO	072SB-0075-0001-SO	240-18703-18	N	Aldrin	4.6	4.6	4.6 UJ		UG/KG	V2
SW8081/NONE	SO	072SB-0075-0001-SO	240-18703-18	N	alpha-BHC (alpha-Hexachlorocyclohexane)	2.8	2.8	2.8 UJ		UG/KG	V2
SW8081/NONE	SO	072SB-0075-0001-SO	240-18703-18	N	alpha-Chlordane	3.4	3.4	3.4 UJ		UG/KG	V2
SW8081/NONE	SO	072SB-0075-0001-SO	240-18703-18	N	alpha-Endosulfan	1.9	1.9	1.9 UJ		UG/KG	V2
SW8081/NONE	SO	072SB-0075-0001-SO	240-18703-18	N	beta-BHC (beta-Hexachlorocyclohexane)	4.0	4.0	4.0 UJ		UG/KG	V2
SW8081/NONE	SO	072SB-0075-0001-SO	240-18703-18	N	beta-Endosulfan	2.8	2.8	2.8 UJ		UG/KG	V2
SW8081/NONE	SO	072SB-0075-0001-SO	240-18703-18	N	delta-BHC (delta-Hexachlorocyclohexane)	4.6	4.6	4.6 UJ		UG/KG	V2
SW8081/NONE	SO	072SB-0075-0001-SO	240-18703-18	N	Dieldrin	1.9	1.9	1.9 UJ		UG/KG	V2
SW8081/NONE	SO	072SB-0075-0001-SO	240-18703-18	N	Endosulfan Sulfate	3.4	3.4	3.4 UJ		UG/KG	V2
SW8081/NONE	SO	072SB-0075-0001-SO	240-18703-18	N	Endrin	1.9	1.9	1.9 UJ		UG/KG	V2
SW8081/NONE	SO	072SB-0075-0001-SO	240-18703-18	N	Endrin Aldehyde	3.4	3.4	3.4 UJ		UG/KG	V2

AUTOMATED DATA REVIEW SUMMARY for 240-18703-1_(72-SB_76-TB)

Qualified Results

Test Leach	Matrix	FieldSample ID	LabSample ID	Type	Analyte	RL	Lab Result	Qualified Result	Bias	Units	Reason
SW8081/NONE	SO	072SB-0075-0001-SO	240-18703-18	N	Endrin Ketone	2.3	2.3	2.3 UJ		UG/KG	V2
SW8081/NONE	SO	072SB-0075-0001-SO	240-18703-18	N	gamma-BHC (Lindane)	2.8	2.8	2.8 UJ		UG/KG	V2
SW8081/NONE	SO	072SB-0075-0001-SO	240-18703-18	N	gamma-Chlordane	1.9	1.9	1.9 UJ		UG/KG	V2
SW8081/NONE	SO	072SB-0075-0001-SO	240-18703-18	N	Heptachlor	4.0	4.0	4.0 UJ		UG/KG	V2
SW8081/NONE	SO	072SB-0075-0001-SO	240-18703-18	N	Heptachlor Epoxide	2.8	2.8	2.8 UJ		UG/KG	V2
SW8081/NONE	SO	072SB-0075-0001-SO	240-18703-18	N	Methoxychlor	5.7	5.7	5.7 UJ		UG/KG	V2
SW8081/NONE	SO	072SB-0075-0001-SO	240-18703-18	N	p,p'-DDD	2.3	2.3	2.3 UJ		UG/KG	V2
SW8081/NONE	SO	072SB-0075-0001-SO	240-18703-18	N	p,p'-DDE	1.9	1.9	1.9 UJ		UG/KG	V2
SW8081/NONE	SO	072SB-0075-0001-SO	240-18703-18	N	p,p'-DDT	2.3	2.3	2.3 UJ		UG/KG	V2
SW8081/NONE	SO	072SB-0082-0001-SO	240-18703-8	FD	Aldrin	24.0	24.0	24.0 UJ		UG/KG	V2
SW8081/NONE	SO	072SB-0082-0001-SO	240-18703-8	FD	alpha-BHC (alpha-Hexachlorocyclohexane)	15.0	15.0	15.0 UJ		UG/KG	V2
SW8081/NONE	SO	072SB-0082-0001-SO	240-18703-8	FD	alpha-Chlordane	18.0	18.0	18.0 UJ		UG/KG	V2
SW8081/NONE	SO	072SB-0082-0001-SO	240-18703-8	FD	alpha-Endosulfan	10.0	10.0	10.0 UJ		UG/KG	V2
SW8081/NONE	SO	072SB-0082-0001-SO	240-18703-8	FD	beta-BHC (beta-Hexachlorocyclohexane)	21.0	21.0	21.0 UJ		UG/KG	V2
SW8081/NONE	SO	072SB-0082-0001-SO	240-18703-8	FD	beta-Endosulfan	15.0	15.0	15.0 UJ		UG/KG	V2
SW8081/NONE	SO	072SB-0082-0001-SO	240-18703-8	FD	delta-BHC (delta-Hexachlorocyclohexane)	24.0	24.0	24.0 UJ		UG/KG	V2
SW8081/NONE	SO	072SB-0082-0001-SO	240-18703-8	FD	Dieldrin	10.0	10.0	10.0 UJ		UG/KG	V2
SW8081/NONE	SO	072SB-0082-0001-SO	240-18703-8	FD	Endosulfan Sulfate	18.0	18.0	18.0 UJ		UG/KG	V2
SW8081/NONE	SO	072SB-0082-0001-SO	240-18703-8	FD	Endrin	10.0	10.0	10.0 UJ		UG/KG	V2
SW8081/NONE	SO	072SB-0082-0001-SO	240-18703-8	FD	Endrin Aldehyde	18.0	18.0	18.0 UJ		UG/KG	V2
SW8081/NONE	SO	072SB-0082-0001-SO	240-18703-8	FD	Endrin Ketone	12.0	12.0	12.0 UJ		UG/KG	V2
SW8081/NONE	SO	072SB-0082-0001-SO	240-18703-8	FD	gamma-BHC (Lindane)	15.0	15.0	15.0 UJ		UG/KG	V2
SW8081/NONE	SO	072SB-0082-0001-SO	240-18703-8	FD	gamma-Chlordane	10.0	10.0	10.0 UJ		UG/KG	V2
SW8081/NONE	SO	072SB-0082-0001-SO	240-18703-8	FD	Heptachlor	21.0	21.0	21.0 UJ		UG/KG	V2
SW8081/NONE	SO	072SB-0082-0001-SO	240-18703-8	FD	Heptachlor Epoxide	15.0	15.0	15.0 UJ		UG/KG	V2
SW8081/NONE	SO	072SB-0082-0001-SO	240-18703-8	FD	Methoxychlor	30.0	30.0	30.0 UJ		UG/KG	V2
SW8081/NONE	SO	072SB-0082-0001-SO	240-18703-8	FD	p,p'-DDD	12.0	12.0	12.0 UJ		UG/KG	V2
SW8081/NONE	SO	072SB-0082-0001-SO	240-18703-8	FD	p,p'-DDE	10.0	10.0	10.0 UJ		UG/KG	V2
SW8081/NONE	SO	072SB-0082-0001-SO	240-18703-8	FD	p,p'-DDT	12.0	12.0	12.0 UJ		UG/KG	V2

AUTOMATED DATA REVIEW SUMMARY for 240-18703-1_(72-SB_76-TB)

Qualified Results

Test Leach	Matrix	FieldSample ID	LabSample ID	Type	Analyte	RL	Lab Result	Qualified Result	Bias	Units	Reason
SW8081/NONE	WG	076-0140-0001-ER	240-18703-24	N	Toxaphene	1.9	1.9	1.9 UJ		UG/L	V1
Test Leach	**Matrix**	**FieldSample ID**	**LabSample ID**	**Type**	**Analyte**	**RL**	**Lab Result**	**Qualified Result**	**Bias**	**Units**	**Reason**
SW8151/NONE	SO	072SB-0075-0001-SO	240-18703-18	N	MCPA	9100	9100	9100 UJ		UG/KG	V2
SW8151/NONE	SO	072SB-0075-0001-SO	240-18703-18	N	MCPP	9100	9100	9100 UJ		UG/KG	V2
SW8151/NONE	SO	072SB-0076-0001-SO	240-18703-19	N	MCPA	9500	9500	9500 UJ		UG/KG	V2
SW8151/NONE	SO	072SB-0076-0001-SO	240-18703-19	N	MCPP	9500	9500	9500 UJ		UG/KG	V2
SW8151/NONE	SO	072SB-0077-0001-SO	240-18703-20	FD	MCPA	9600	9600	9600 UJ		UG/KG	V2
SW8151/NONE	SO	072SB-0077-0001-SO	240-18703-20	FD	MCPP	9600	9600	9600 UJ		UG/KG	V2
SW8151/NONE	SO	072SB-0079-0001-SO	240-18703-21	N	MCPA	10000	10000	10000 UJ		UG/KG	V2
SW8151/NONE	SO	072SB-0079-0001-SO	240-18703-21	N	MCPP	10000	10000	10000 UJ		UG/KG	V2
SW8151/NONE	SO	072SB-0080-0001-SO	240-18703-22	N	Dalapon	47.0	33.0	33.0 J		UG/KG	TR/P
SW8151/NONE	SO	072SB-0080-0001-SO	240-18703-22	N	MCPA	9300	9300	9300 UJ		UG/KG	V2
SW8151/NONE	SO	072SB-0080-0001-SO	240-18703-22	N	MCPP	9300	9300	9300 UJ		UG/KG	V2
SW8151/NONE	SO	072SB-0081-0001-SO	240-18703-23	N	Dalapon	45.0	14.0	14.0 J		UG/KG	TR
SW8151/NONE	SO	072SB-0081-0001-SO	240-18703-23	N	MCPA	9100	9100	9100 UJ		UG/KG	V2
SW8151/NONE	SO	072SB-0081-0001-SO	240-18703-23	N	MCPP	9100	9100	9100 UJ		UG/KG	V2
SW8151/NONE	WG	076-0140-0001-ER	240-18703-24	N	MCPA	400	400	400 UJ		UG/L	V2
SW8151/NONE	WG	076-0140-0001-ER	240-18703-24	N	MCPP	400	400	400 UJ		UG/L	V2
Test Leach	**Matrix**	**FieldSample ID**	**LabSample ID**	**Type**	**Analyte**	**RL**	**Lab Result**	**Qualified Result**	**Bias**	**Units**	**Reason**
SW8260B/NONE	SO	072SB-0075-0001-SO	240-18703-18	N	1,2-Dichloroethane	4.4	0.82	0.82 J		UG/KG	TR/J
SW8260B/NONE	SO	072SB-0075-0001-SO	240-18703-18	N	Methylene Chloride	4.4	1.0	4.4 U		UG/KG	L
SW8260B/NONE	SO	072SB-0075-0001-SO	240-18703-18	N	Toluene	4.4	3.8	3.8 J		UG/KG	TR
SW8260B/NONE	SO	072SB-0076-0001-SO	240-18703-19	N	Benzene	4.0	9.9	9.9 J		UG/KG	d
SW8260B/NONE	SO	072SB-0076-0001-SO	240-18703-19	N	Ethylbenzene	4.0	22.0	22.0 J		UG/KG	d
SW8260B/NONE	SO	072SB-0076-0001-SO	240-18703-19	N	Toluene	4.0	52.0	52.0 J		UG/KG	d
SW8260B/NONE	SO	072SB-0076-0001-SO	240-18703-19	N	Xylenes, Total	8.0	150	150 J		UG/KG	d
SW8260B/NONE	SO	072SB-0077-0001-SO	240-18703-20	FD	Benzene	4.6	1.8	1.8 J		UG/KG	TR/d
SW8260B/NONE	SO	072SB-0077-0001-SO	240-18703-20	FD	Ethylbenzene	4.6	0.71	0.71 J		UG/KG	TR/d
SW8260B/NONE	SO	072SB-0077-0001-SO	240-18703-20	FD	Toluene	4.6	6.7	6.7 J		UG/KG	d

AUTOMATED DATA REVIEW SUMMARY for 240-18703-1_(72-SB_76-TB)

Qualified Results

Test Leach	Matrix	FieldSample ID	LabSample ID	Type	Analyte	RL	Lab Result	Qualified Result	Bias	Units	Reason
SW8260B/NONE	SO	072SB-0077-0001-SO	240-18703-20	FD	Xylenes, Total	9.2	5.4	5.4 J		UG/KG	TR/d
SW8260B/NONE	SO	072SB-0081-0001-SO	240-18703-23	N	Toluene	7.9	5.3	5.3 J		UG/KG	TR
SW8260B/NONE	SO	072SB-0082-0001-SO	240-18703-8	FD	2-Butanone (MEK)	19.0	2.9	19.0 U		UG/KG	L
SW8260B/NONE	SO	072SB-0082-0001-SO	240-18703-8	FD	Acetone	19.0	14.0	19.0 U		UG/KG	T
SW8260B/NONE	SO	072SB-0082-0001-SO	240-18703-8	FD	Toluene	4.8	1.7	1.7 J		UG/KG	TR
SW8260B/NONE	SO	072SB-0083-0001-SO	240-18703-9	N	Toluene	4.7	2.7	2.7 J		UG/KG	TR
SW8260B/NONE	SO	072SB-0084-0001-SO	240-18703-10	N	Benzene	4.8	4.8	4.8 UJ	-	UG/KG	I
SW8260B/NONE	SO	072SB-0084-0001-SO	240-18703-10	N	Ethylbenzene	4.8	4.8	4.8 UJ	-	UG/KG	I
SW8260B/NONE	SO	072SB-0084-0001-SO	240-18703-10	N	tert-Butyl Methyl Ether (MTBE)	4.8	4.8	4.8 UJ	-	UG/KG	I
SW8260B/NONE	SO	072SB-0084-0001-SO	240-18703-10	N	Toluene	4.8	3.5	3.5 J	-	UG/KG	I/TR
SW8260B/NONE	SO	072SB-0084-0001-SO	240-18703-10	N	Xylenes, Total	9.7	9.7	9.7 UJ	-	UG/KG	I
SW8260B/NONE	SO	072SB-0085-0001-SO	240-18703-11	N	Toluene	6.0	4.3	4.3 J		UG/KG	TR
SW8260B/NONE	SO	072SB-0086-0001-SO	240-18703-12	FD	Toluene	4.8	2.6	2.6 J		UG/KG	TR
SW8260B/NONE	SO	072SB-0088-0001-SO	240-18703-14	N	Benzene	4.9	4.9	4.9 UJ	-	UG/KG	I
SW8260B/NONE	SO	072SB-0088-0001-SO	240-18703-14	N	Ethylbenzene	4.9	4.9	4.9 UJ	-	UG/KG	I
SW8260B/NONE	SO	072SB-0088-0001-SO	240-18703-14	N	tert-Butyl Methyl Ether (MTBE)	4.9	4.9	4.9 UJ	-	UG/KG	I
SW8260B/NONE	SO	072SB-0088-0001-SO	240-18703-14	N	Toluene	4.9	5.2	5.2 J	-	UG/KG	I
SW8260B/NONE	SO	072SB-0088-0001-SO	240-18703-14	N	Xylenes, Total	9.7	9.7	9.7 UJ	-	UG/KG	I
SW8260B/NONE	SO	072SB-0089-0001-SO	240-18703-15	N	Toluene	5.6	3.8	3.8 J		UG/KG	TR
SW8260B/NONE	SO	072SB-0090-0001-SO	240-18703-16	N	Toluene	5.3	2.8	2.8 J		UG/KG	TR
SW8260B/NONE	SO	072SB-0091-0001-SO	240-18703-17	N	Toluene	6.5	5.0	5.0 J		UG/KG	TR
SW8260B/NONE	SO	072SB-0092-0001-SO	240-18703-1	N	Toluene	4.2	3.1	3.1 J		UG/KG	TR
SW8260B/NONE	WG	076-0140-0001-ER	240-18703-24	N	Chloroform	1.0	0.58	0.58 J		UG/L	TR
SW8260B/NONE	WG	076-0141-0001-TB	240-18703-25	N	4-Methyl-2-pentanone (MIBK)	10.0	0.36	0.36 J		UG/L	TR
SW8260B/NONE	WG	076-0142-0001-TB	240-18703-26	N	2-Butanone (MEK)	10.0	0.60	0.60 J		UG/L	TR
SW8260B/NONE	WG	076-0142-0001-TB	240-18703-26	N	4-Methyl-2-pentanone (MIBK)	10.0	0.35	0.35 J		UG/L	TR
SW8260B/NONE	WG	076SB-0137-0001-TB	240-18703-2	N	2-Butanone (MEK)	10.0	0.57	0.57 J		UG/L	TR
SW8260B/NONE	WG	076SB-0137-0001-TB	240-18703-2	N	4-Methyl-2-pentanone (MIBK)	10.0	0.32	0.32 J		UG/L	TR
SW8260B/NONE	WG	076SB-0138-0001-TB	240-18703-3	N	2-Butanone (MEK)	10.0	0.69	0.69 J		UG/L	TR

AUTOMATED DATA REVIEW SUMMARY for 240-18703-1_(72-SB_76-TB)

Qualified Results

Test Leach	Matrix	FieldSample ID	LabSample ID	Type	Analyte	RL	Lab Result	Qualified Result	Bias	Units	Reason
SW8260B/NONE	WG	076SB-0139-0001-TB	240-18703-4	N	2-Butanone (MEK)	10.0	0.64	0.64 J		UG/L	TR
SW8260B/NONE	WG	076SB-0139-0001-TB	240-18703-4	N	4-Methyl-2-pentanone (MIBK)	10.0	0.39	0.39 J		UG/L	TR
Test Leach	**Matrix**	**FieldSample ID**	**LabSample ID**	**Type**	**Analyte**	**RL**	**Lab Result**	**Qualified Result**	**Bias**	**Units**	**Reason**
SW8270C/NONE	SO	072SB-0075-0001-SO	240-18703-18	N	4-Nitroaniline	230	230	230 UJ		UG/KG	V1
SW8270C/NONE	SO	072SB-0075-0001-SO	240-18703-18	N	Benzo(b)fluoranthene	7.7	3.8	3.8 J		UG/KG	TR
SW8270C/NONE	SO	072SB-0075-0001-SO	240-18703-18	N	Benzoic acid	770	770	770 R		UG/KG	c
SW8270C/NONE	SO	072SB-0075-0001-SO	240-18703-18	N	bis(2-Ethylhexyl) Phthalate	58.0	24.0	58.0 U	+	UG/KG	L
SW8270C/NONE	SO	072SB-0075-0001-SO	240-18703-18	N	Di-n-Butyl Phthalate	58.0	58.0	58.0 UJ		UG/KG	V1
SW8270C/NONE	SO	072SB-0076-0001-SO	240-18703-19	N	2,4-Dinitrophenol	390	390	390 UJ		UG/KG	J
SW8270C/NONE	SO	072SB-0076-0001-SO	240-18703-19	N	3,3'-Dichlorobenzidine	120	120	120 UJ		UG/KG	V1
SW8270C/NONE	SO	072SB-0076-0001-SO	240-18703-19	N	4,6-Dinitro-2-Methylphenol	180	180	180 UJ		UG/KG	J
SW8270C/NONE	SO	072SB-0076-0001-SO	240-18703-19	N	Acenaphthylene	7.9	7.6	7.6 J		UG/KG	TR
SW8270C/NONE	SO	072SB-0076-0001-SO	240-18703-19	N	Anthracene	7.9	5.8	5.8 J		UG/KG	TR
SW8270C/NONE	SO	072SB-0076-0001-SO	240-18703-19	N	Benzo(a)anthracene	7.9	55.0	55.0 J		UG/KG	d
SW8270C/NONE	SO	072SB-0076-0001-SO	240-18703-19	N	Benzo(a)pyrene	7.9	40.0	40.0 J		UG/KG	d
SW8270C/NONE	SO	072SB-0076-0001-SO	240-18703-19	N	Benzo(b)fluoranthene	7.9	65.0	65.0 J		UG/KG	d
SW8270C/NONE	SO	072SB-0076-0001-SO	240-18703-19	N	Benzo(g,h,i)perylene	7.9	34.0	34.0 J		UG/KG	d
SW8270C/NONE	SO	072SB-0076-0001-SO	240-18703-19	N	Benzo(k)fluoranthene	7.9	22.0	22.0 J		UG/KG	d
SW8270C/NONE	SO	072SB-0076-0001-SO	240-18703-19	N	Benzoic acid	780	780	780 R		UG/KG	c/J
SW8270C/NONE	SO	072SB-0076-0001-SO	240-18703-19	N	bis(2-Ethylhexyl) Phthalate	59.0	24.0	59.0 U		UG/KG	L
SW8270C/NONE	SO	072SB-0076-0001-SO	240-18703-19	N	Chrysene	7.9	41.0	41.0 J		UG/KG	d
SW8270C/NONE	SO	072SB-0076-0001-SO	240-18703-19	N	Fluoranthene	7.9	96.0	96.0 J		UG/KG	d
SW8270C/NONE	SO	072SB-0076-0001-SO	240-18703-19	N	Indeno(1,2,3-c,d)pyrene	7.9	22.0	22.0 J		UG/KG	d
SW8270C/NONE	SO	072SB-0076-0001-SO	240-18703-19	N	Phenanthrene	7.9	47.0	47.0 J		UG/KG	d
SW8270C/NONE	SO	072SB-0077-0001-SO	240-18703-20	FD	2,4-Dinitrophenol	410	410	410 UJ		UG/KG	J
SW8270C/NONE	SO	072SB-0077-0001-SO	240-18703-20	FD	3,3'-Dichlorobenzidine	120	120	120 UJ		UG/KG	V1
SW8270C/NONE	SO	072SB-0077-0001-SO	240-18703-20	FD	4,6-Dinitro-2-Methylphenol	180	180	180 UJ		UG/KG	J
SW8270C/NONE	SO	072SB-0077-0001-SO	240-18703-20	FD	Anthracene	8.2	4.8	4.8 J		UG/KG	TR
SW8270C/NONE	SO	072SB-0077-0001-SO	240-18703-20	FD	Benzo(a)anthracene	8.2	24.0	24.0 J		UG/KG	d

AUTOMATED DATA REVIEW SUMMARY for 240-18703-1_(72-SB_76-TB)

Qualified Results

Test Leach	Matrix	FieldSample ID	LabSample ID	Type	Analyte	RL	Lab Result	Qualified Result	Bias	Units	Reason
SW8270C/NONE	SO	072SB-0077-0001-SO	240-18703-20	FD	Benzo(a)pyrene	8.2	16.0	16.0 J		UG/KG	d
SW8270C/NONE	SO	072SB-0077-0001-SO	240-18703-20	FD	Benzo(b)fluoranthene	8.2	22.0	22.0 J		UG/KG	d
SW8270C/NONE	SO	072SB-0077-0001-SO	240-18703-20	FD	Benzo(g,h,i)perylene	8.2	20.0	20.0 J		UG/KG	d
SW8270C/NONE	SO	072SB-0077-0001-SO	240-18703-20	FD	Benzo(k)fluoranthene	8.2	8.9	8.9 J		UG/KG	d
SW8270C/NONE	SO	072SB-0077-0001-SO	240-18703-20	FD	Benzoic acid	810	810	810 R		UG/KG	c/J
SW8270C/NONE	SO	072SB-0077-0001-SO	240-18703-20	FD	Chrysene	8.2	17.0	17.0 J		UG/KG	d
SW8270C/NONE	SO	072SB-0077-0001-SO	240-18703-20	FD	Fluoranthene	8.2	34.0	34.0 J		UG/KG	d
SW8270C/NONE	SO	072SB-0077-0001-SO	240-18703-20	FD	Indeno(1,2,3-c,d)pyrene	8.2	10.0	10.0 J		UG/KG	d
SW8270C/NONE	SO	072SB-0077-0001-SO	240-18703-20	FD	Phenanthrene	8.2	21.0	21.0 J		UG/KG	d
SW8270C/NONE	SO	072SB-0079-0001-SO	240-18703-21	N	2,4-Dinitrophenol	430	430	430 UJ		UG/KG	J
SW8270C/NONE	SO	072SB-0079-0001-SO	240-18703-21	N	3,3'-Dichlorobenzidine	130	130	130 UJ		UG/KG	V1
SW8270C/NONE	SO	072SB-0079-0001-SO	240-18703-21	N	4,6-Dinitro-2-Methylphenol	200	200	200 UJ		UG/KG	J
SW8270C/NONE	SO	072SB-0079-0001-SO	240-18703-21	N	Acenaphthylene	8.7	5.3	5.3 J		UG/KG	TR
SW8270C/NONE	SO	072SB-0079-0001-SO	240-18703-21	N	Anthracene	8.7	5.5	5.5 J		UG/KG	TR
SW8270C/NONE	SO	072SB-0079-0001-SO	240-18703-21	N	Benzoic acid	870	870	870 R		UG/KG	c/J
SW8270C/NONE	SO	072SB-0079-0001-SO	240-18703-21	N	Naphthalene	8.7	7.6	7.6 J		UG/KG	TR
SW8270C/NONE	SO	072SB-0080-0001-SO	240-18703-22	FD	2,4-Dinitrophenol	390	390	390 UJ		UG/KG	J
SW8270C/NONE	SO	072SB-0080-0001-SO	240-18703-22	FD	3,3'-Dichlorobenzidine	120	120	120 UJ		UG/KG	V1
SW8270C/NONE	SO	072SB-0080-0001-SO	240-18703-22	FD	4,6-Dinitro-2-Methylphenol	180	180	180 UJ		UG/KG	J
SW8270C/NONE	SO	072SB-0080-0001-SO	240-18703-22	FD	Benzo(b)fluoranthene	7.8	6.1	6.1 J		UG/KG	TR
SW8270C/NONE	SO	072SB-0080-0001-SO	240-18703-22	FD	Benzoic acid	770	770	770 R		UG/KG	c/J
SW8270C/NONE	SO	072SB-0080-0001-SO	240-18703-22	FD	bis(2-Ethylhexyl) Phthalate	59.0	31.0	59.0 U		UG/KG	L
SW8270C/NONE	SO	072SB-0080-0001-SO	240-18703-22	FD	Chrysene	7.8	4.5	4.5 J		UG/KG	TR
SW8270C/NONE	SO	072SB-0081-0001-SO	240-18703-23	N	4-Nitroaniline	230	230	230 UJ		UG/KG	V1
SW8270C/NONE	SO	072SB-0081-0001-SO	240-18703-23	N	Benzoic acid	740	740	740 R		UG/KG	c
SW8270C/NONE	SO	072SB-0081-0001-SO	240-18703-23	N	bis(2-Ethylhexyl) Phthalate	56.0	31.0	31.0 J		UG/KG	TR
SW8270C/NONE	SO	072SB-0081-0001-SO	240-18703-23	N	Di-n-Butyl Phthalate	56.0	56.0	56.0 UJ		UG/KG	V1
SW8270C/NONE	SO	072SB-0082-0001-SO	240-18703-8	FD	2,4-Dinitrophenol	390	390	390 UJ		UG/KG	J
SW8270C/NONE	SO	072SB-0082-0001-SO	240-18703-8	FD	3,3'-Dichlorobenzidine	120	120	120 UJ		UG/KG	V1

AUTOMATED DATA REVIEW SUMMARY for 240-18703-1_(72-SB_76-TB)

Qualified Results

Test Leach	Matrix	FieldSample ID	LabSample ID	Type	Analyte	RL	Lab Result	Qualified Result	Bias	Units	Reason
SW8270C/NONE	SO	072SB-0082-0001-SO	240-18703-8	FD	4,6-Dinitro-2-Methylphenol	180	180	180 UJ		UG/KG	J
SW8270C/NONE	SO	072SB-0082-0001-SO	240-18703-8	FD	Benzo(k)fluoranthene	7.8	5.6	5.6 J		UG/KG	TR
SW8270C/NONE	SO	072SB-0082-0001-SO	240-18703-8	FD	Benzoic acid	770	770	770 R		UG/KG	c/J
SW8270C/NONE	SO	072SB-0082-0001-SO	240-18703-8	FD	Dibenzofuran	59.0	12.0	12.0 J		UG/KG	TR
SW8270C/NONE	SO	072SB-0082-0001-SO	240-18703-8	FD	Indeno(1,2,3-c,d)pyrene	7.8	7.6	7.6 J		UG/KG	TR
SW8270C/NONE	SO	072SB-0082-0001-SO	240-18703-8	FD	Naphthalene	7.8	7.0	7.0 J		UG/KG	TR
SW8270C/NONE	SO	072SB-0083-0001-SO	240-18703-9	N	2,4-Dinitrophenol	380	380	380 UJ		UG/KG	J
SW8270C/NONE	SO	072SB-0083-0001-SO	240-18703-9	N	3,3'-Dichlorobenzidine	120	120	120 UJ		UG/KG	V1
SW8270C/NONE	SO	072SB-0083-0001-SO	240-18703-9	N	4,6-Dinitro-2-Methylphenol	170	170	170 UJ		UG/KG	J
SW8270C/NONE	SO	072SB-0083-0001-SO	240-18703-9	N	Benzoic acid	760	760	760 R		UG/KG	c/J
SW8270C/NONE	SO	072SB-0084-0001-SO	240-18703-10	N	2,4-Dinitrophenol	380	380	380 UJ		UG/KG	J
SW8270C/NONE	SO	072SB-0084-0001-SO	240-18703-10	N	3,3'-Dichlorobenzidine	120	120	120 UJ		UG/KG	V1
SW8270C/NONE	SO	072SB-0084-0001-SO	240-18703-10	N	4,6-Dinitro-2-Methylphenol	170	170	170 UJ		UG/KG	J
SW8270C/NONE	SO	072SB-0084-0001-SO	240-18703-10	N	Benzoic acid	760	760	760 R		UG/KG	c/J
SW8270C/NONE	SO	072SB-0084-0001-SO	240-18703-10	N	Chrysene	7.7	5.3	5.3 J		UG/KG	TR
SW8270C/NONE	SO	072SB-0085-0001-SO	240-18703-11	N	2,4-Dinitrophenol	390	390	390 UJ		UG/KG	J
SW8270C/NONE	SO	072SB-0085-0001-SO	240-18703-11	N	3,3'-Dichlorobenzidine	120	120	120 UJ		UG/KG	V1
SW8270C/NONE	SO	072SB-0085-0001-SO	240-18703-11	N	4,6-Dinitro-2-Methylphenol	180	180	180 UJ		UG/KG	J
SW8270C/NONE	SO	072SB-0085-0001-SO	240-18703-11	N	Benzoic acid	770	770	770 R		UG/KG	c/J
SW8270C/NONE	SO	072SB-0086-0001-SO	240-18703-12	FD	2,4-Dinitrophenol	380	380	380 UJ		UG/KG	J
SW8270C/NONE	SO	072SB-0086-0001-SO	240-18703-12	FD	3,3'-Dichlorobenzidine	120	120	120 UJ		UG/KG	V1
SW8270C/NONE	SO	072SB-0086-0001-SO	240-18703-12	FD	4,6-Dinitro-2-Methylphenol	170	170	170 UJ		UG/KG	J
SW8270C/NONE	SO	072SB-0086-0001-SO	240-18703-12	FD	Benzoic acid	760	760	760 R		UG/KG	c/J
SW8270C/NONE	SO	072SB-0087-0001-SO	240-18703-13	N	2,4-Dinitrophenol	360	360	360 UJ		UG/KG	J
SW8270C/NONE	SO	072SB-0087-0001-SO	240-18703-13	N	2-Methylnaphthalene	7.2	3.9	3.9 J		UG/KG	TR
SW8270C/NONE	SO	072SB-0087-0001-SO	240-18703-13	N	3,3'-Dichlorobenzidine	110	110	110 UJ		UG/KG	V1
SW8270C/NONE	SO	072SB-0087-0001-SO	240-18703-13	N	4,6-Dinitro-2-Methylphenol	160	160	160 UJ		UG/KG	J
SW8270C/NONE	SO	072SB-0087-0001-SO	240-18703-13	N	Benzo(k)fluoranthene	7.2	3.6	3.6 J		UG/KG	TR
SW8270C/NONE	SO	072SB-0087-0001-SO	240-18703-13	N	Benzoic acid	710	710	710 R		UG/KG	c/J

AUTOMATED DATA REVIEW SUMMARY for 240-18703-1_(72-SB_76-TB)

Qualified Results

Test Leach	Matrix	FieldSample ID	LabSample ID	Type	Analyte	RL	Lab Result	Qualified Result	Bias	Units	Reason
SW8270C/NONE	SO	072SB-0087-0001-SO	240-18703-13	N	Chrysene	7.2	5.5	5.5 J		UG/KG	TR
SW8270C/NONE	SO	072SB-0087-0001-SO	240-18703-13	N	Phenanthrene	7.2	3.6	3.6 J		UG/KG	TR
SW8270C/NONE	SO	072SB-0088-0001-SO	240-18703-14	N	2,4-Dinitrophenol	360	360	360 UJ		UG/KG	J
SW8270C/NONE	SO	072SB-0088-0001-SO	240-18703-14	N	3,3'-Dichlorobenzidine	110	110	110 UJ		UG/KG	V1
SW8270C/NONE	SO	072SB-0088-0001-SO	240-18703-14	N	4,6-Dinitro-2-Methylphenol	160	160	160 UJ		UG/KG	J
SW8270C/NONE	SO	072SB-0088-0001-SO	240-18703-14	N	Benzoic acid	720	720	720 R		UG/KG	c/J
SW8270C/NONE	SO	072SB-0088-0001-SO	240-18703-14	N	Fluorene	7.3	5.6	5.6 J		UG/KG	TR
SW8270C/NONE	SO	072SB-0089-0001-SO	240-18703-15	N	2,4-Dinitrophenol	370	370	370 UJ		UG/KG	J
SW8270C/NONE	SO	072SB-0089-0001-SO	240-18703-15	N	3,3'-Dichlorobenzidine	110	110	110 UJ		UG/KG	V1
SW8270C/NONE	SO	072SB-0089-0001-SO	240-18703-15	N	4,6-Dinitro-2-Methylphenol	170	170	170 UJ		UG/KG	J
SW8270C/NONE	SO	072SB-0089-0001-SO	240-18703-15	N	Benzoic acid	740	740	740 R		UG/KG	c/J
SW8270C/NONE	SO	072SB-0089-0001-SO	240-18703-15	N	bis(2-Ethylhexyl) Phthalate	56.0	21.0	56.0 U		UG/KG	L
SW8270C/NONE	SO	072SB-0089-0001-SO	240-18703-15	N	Fluoranthene	7.5	5.5	5.5 J		UG/KG	TR
SW8270C/NONE	SO	072SB-0089-0001-SO	240-18703-15	N	Phenanthrene	7.5	4.1	4.1 J		UG/KG	TR
SW8270C/NONE	SO	072SB-0089-0001-SO	240-18703-15	N	Pyrene	7.5	3.9	3.9 J		UG/KG	TR
SW8270C/NONE	SO	072SB-0090-0001-SO	240-18703-16	N	2,4-Dinitrophenol	370	370	370 UJ		UG/KG	J
SW8270C/NONE	SO	072SB-0090-0001-SO	240-18703-16	N	3,3'-Dichlorobenzidine	110	110	110 UJ		UG/KG	V1
SW8270C/NONE	SO	072SB-0090-0001-SO	240-18703-16	N	4,6-Dinitro-2-Methylphenol	170	170	170 UJ		UG/KG	J
SW8270C/NONE	SO	072SB-0090-0001-SO	240-18703-16	N	Benzoic acid	740	740	740 R		UG/KG	c/J
SW8270C/NONE	SO	072SB-0090-0001-SO	240-18703-16	N	bis(2-Ethylhexyl) Phthalate	56.0	28.0	56.0 U		UG/KG	L
SW8270C/NONE	SO	072SB-0090-0001-SO	240-18703-16	N	Chrysene	7.5	4.0	4.0 J		UG/KG	TR
SW8270C/NONE	SO	072SB-0090-0001-SO	240-18703-16	N	Fluoranthene	7.5	6.3	6.3 J		UG/KG	TR
SW8270C/NONE	SO	072SB-0090-0001-SO	240-18703-16	N	Phenanthrene	7.5	4.5	4.5 J		UG/KG	TR
SW8270C/NONE	SO	072SB-0090-0001-SO	240-18703-16	N	Pyrene	7.5	5.0	5.0 J		UG/KG	TR
SW8270C/NONE	SO	072SB-0091-0001-SO	240-18703-17	N	2,4-Dinitrophenol	370	370	370 UJ		UG/KG	J
SW8270C/NONE	SO	072SB-0091-0001-SO	240-18703-17	N	3,3'-Dichlorobenzidine	110	110	110 UJ		UG/KG	V1
SW8270C/NONE	SO	072SB-0091-0001-SO	240-18703-17	N	4,6-Dinitro-2-Methylphenol	170	170	170 UJ		UG/KG	J
SW8270C/NONE	SO	072SB-0091-0001-SO	240-18703-17	N	Benzoic acid	750	750	750 R		UG/KG	c/J
SW8270C/NONE	WG	076-0140-0001-ER	240-18703-24	N	4-Nitrophenol	4.8	4.8	4.8 UJ		UG/L	V2

AUTOMATED DATA REVIEW SUMMARY for 240-18703-1_(72-SB_76-TB)

AUTOMATED DATA REVIEW SUMMARY for 240-18703-1_(72-SB_76-TB)

Detected Results

Test Leach	Matrix	FieldSample ID	LabSample ID	Type	Analyte	RL	Lab Result	Qualified Result	Units	Reason
M8015D/NONE	SO	072SB-0082-0001-SO	240-18703-8	FD	C10-C20 Diesel Range Organics	20.0	220	220	MG/KG	
M8015D/NONE	SO	072SB-0082-0001-SO	240-18703-8	FD	C20-C34 Motor Oil Range Organics	20.0	25.0	25.0	MG/KG	
M8015D/NONE	SO	072SB-0088-0001-SO	240-18703-14	N	C20-C34 Motor Oil Range Organics	18.0	11.0	11.0 J	MG/KG	TR
M8015D/NONE	SO	072SB-0090-0001-SO	240-18703-16	N	C20-C34 Motor Oil Range Organics	18.0	14.0	14.0 J	MG/KG	TR

Test Leach	Matrix	FieldSample ID	LabSample ID	Type	Analyte	RL	Lab Result	Qualified Result	Units	Reason
M8015V/NONE	SO	072SB-0076-0001-SO	240-18703-19	N	Petroleum Hydrocarbons C6-C12	94.0	70.0	70.0 J	UG/KG	TR/D1
M8015V/NONE	SO	072SB-0077-0001-SO	240-18703-20	FD	Petroleum Hydrocarbons C6-C12	97.0	2200	2200 J +	UG/KG	I/D1
M8015V/NONE	SO	072SB-0077-0001-SO	240-18703-20	FD	Petroleum Hydrocarbons C6-C12	5000	2900	2900 J	UG/KG	TR/D1
M8015V/NONE	SO	072SB-0079-0001-SO	240-18703-21	N	Petroleum Hydrocarbons C6-C12	110	860	860	UG/KG	
M8015V/NONE	SO	072SB-0080-0001-SO	240-18703-22	FD	Petroleum Hydrocarbons C6-C12	5100	4200	4200 J	UG/KG	TR
M8015V/NONE	SO	072SB-0080-0001-SO	240-18703-22	FD	Petroleum Hydrocarbons C6-C12	78.0	3200	3200 J +	UG/KG	I
M8015V/NONE	SO	072SB-0082-0001-SO	240-18703-8	FD	Petroleum Hydrocarbons C6-C12	8800	43000	43000	UG/KG	
M8015V/NONE	SO	072SB-0082-0001-SO	240-18703-8	FD	Petroleum Hydrocarbons C6-C12	8800	37000	37000	UG/KG	
M8015V/NONE	SO	072SB-0089-0001-SO	240-18703-15	N	Petroleum Hydrocarbons C6-C12	99.0	54.0	54.0 J	UG/KG	TR
M8015V/NONE	WG	076-0141-0001-TB	240-18703-25	N	Petroleum Hydrocarbons C6-C12	100	27.0	27.0 J	UG/L	TR
M8015V/NONE	WG	076SB-0143-0001-TB	240-18703-5	N	Petroleum Hydrocarbons C6-C12	100	29.0	29.0 J	UG/L	TR
M8015V/NONE	WG	076SB-0144-0001-TB	240-18703-6	N	Petroleum Hydrocarbons C6-C12	100	27.0	27.0 J	UG/L	TR

Test Leach	Matrix	FieldSample ID	LabSample ID	Type	Analyte	RL	Lab Result	Qualified Result	Units	Reason
SW6020/NONE	SO	072SB-0075-0001-SO	240-18703-18	N	Silver	0.11	0.044	0.044 J	MG/KG	TR
SW6020/NONE	SO	072SB-0075-0001-SO	240-18703-18	N	Aluminum	3.2	14000	14000	MG/KG	
SW6020/NONE	SO	072SB-0075-0001-SO	240-18703-18	N	Arsenic	0.11	12.0	12.0	MG/KG	
SW6020/NONE	SO	072SB-0075-0001-SO	240-18703-18	N	Barium	1.1	53.0	53.0	MG/KG	
SW6020/NONE	SO	072SB-0075-0001-SO	240-18703-18	N	Beryllium	0.11	0.63	0.63	MG/KG	
SW6020/NONE	SO	072SB-0075-0001-SO	240-18703-18	N	Calcium	11.0	2000	2000	MG/KG	
SW6020/NONE	SO	072SB-0075-0001-SO	240-18703-18	N	Cadmium	0.11	0.16	0.16	MG/KG	
SW6020/NONE	SO	072SB-0075-0001-SO	240-18703-18	N	Cobalt	0.054	11.0	11.0	MG/KG	
SW6020/NONE	SO	072SB-0075-0001-SO	240-18703-18	N	Chromium	0.21	19.0	19.0	MG/KG	
SW6020/NONE	SO	072SB-0075-0001-SO	240-18703-18	N	Copper	0.21	19.0	19.0	MG/KG	

AUTOMATED DATA REVIEW SUMMARY for 240-18703-1_(72-SB_76-TB)

Detected Results

Test Leach	Matrix	FieldSample ID	LabSample ID	Type	Analyte	RL	Lab Result	Qualified Result	Units	Reason
SW6020/NONE	SO	072SB-0075-0001-SO	240-18703-18	N	Iron	5.4	28000	28000	MG/KG	
SW6020/NONE	SO	072SB-0075-0001-SO	240-18703-18	N	Potassium	11.0	2100	2100	MG/KG	
SW6020/NONE	SO	072SB-0075-0001-SO	240-18703-18	N	Magnesium	11.0	4800	4800	MG/KG	
SW6020/NONE	SO	072SB-0075-0001-SO	240-18703-18	N	Manganese	0.54	180	180	MG/KG	
SW6020/NONE	SO	072SB-0075-0001-SO	240-18703-18	N	Sodium	11.0	77.0	77.0	MG/KG	
SW6020/NONE	SO	072SB-0075-0001-SO	240-18703-18	N	Nickel	0.11	28.0	28.0	MG/KG	
SW6020/NONE	SO	072SB-0075-0001-SO	240-18703-18	N	Lead	0.11	12.0	12.0	MG/KG	
SW6020/NONE	SO	072SB-0075-0001-SO	240-18703-18	N	Selenium	0.54	0.50	0.50 J	MG/KG	TR
SW6020/NONE	SO	072SB-0075-0001-SO	240-18703-18	N	Thallium	0.11	0.17	0.17	MG/KG	
SW6020/NONE	SO	072SB-0075-0001-SO	240-18703-18	N	Vanadium	0.11	19.0	19.0	MG/KG	
SW6020/NONE	SO	072SB-0075-0001-SO	240-18703-18	N	Zinc	0.54	66.0	66.0	MG/KG	
SW6020/NONE	SO	072SB-0076-0001-SO	240-18703-19	N	Silver	0.11	0.037	0.037 J	MG/KG	TR
SW6020/NONE	SO	072SB-0076-0001-SO	240-18703-19	N	Aluminum	3.3	12000	12000	MG/KG	
SW6020/NONE	SO	072SB-0076-0001-SO	240-18703-19	N	Arsenic	0.11	14.0	14.0	MG/KG	
SW6020/NONE	SO	072SB-0076-0001-SO	240-18703-19	N	Barium	1.1	56.0	56.0 J	MG/KG	d
SW6020/NONE	SO	072SB-0076-0001-SO	240-18703-19	N	Beryllium	0.11	0.55	0.55	MG/KG	
SW6020/NONE	SO	072SB-0076-0001-SO	240-18703-19	N	Calcium	11.0	1300	1300	MG/KG	
SW6020/NONE	SO	072SB-0076-0001-SO	240-18703-19	N	Cadmium	0.11	0.18	0.18	MG/KG	
SW6020/NONE	SO	072SB-0076-0001-SO	240-18703-19	N	Cobalt	0.055	9.2	9.2	MG/KG	
SW6020/NONE	SO	072SB-0076-0001-SO	240-18703-19	N	Chromium	0.22	14.0	14.0	MG/KG	
SW6020/NONE	SO	072SB-0076-0001-SO	240-18703-19	N	Copper	0.22	14.0	14.0	MG/KG	
SW6020/NONE	SO	072SB-0076-0001-SO	240-18703-19	N	Iron	5.5	24000	24000	MG/KG	
SW6020/NONE	SO	072SB-0076-0001-SO	240-18703-19	N	Potassium	11.0	1200	1200	MG/KG	
SW6020/NONE	SO	072SB-0076-0001-SO	240-18703-19	N	Magnesium	11.0	2600	2600	MG/KG	
SW6020/NONE	SO	072SB-0076-0001-SO	240-18703-19	N	Manganese	0.55	330	330 J	MG/KG	d
SW6020/NONE	SO	072SB-0076-0001-SO	240-18703-19	N	Sodium	11.0	45.0	45.0	MG/KG	
SW6020/NONE	SO	072SB-0076-0001-SO	240-18703-19	N	Nickel	0.11	19.0	19.0	MG/KG	
SW6020/NONE	SO	072SB-0076-0001-SO	240-18703-19	N	Lead	0.11	20.0	20.0	MG/KG	

AUTOMATED DATA REVIEW SUMMARY for 240-18703-1_(72-SB_76-TB)

Detected Results

Test Leach	Matrix	FieldSample ID	LabSample ID	Type	Analyte	RL	Lab Result	Qualified Result	Units	Reason
SW6020/NONE	SO	072SB-0076-0001-SO	240-18703-19	N	Selenium	0.55	0.56	0.56	MG/KG	
SW6020/NONE	SO	072SB-0076-0001-SO	240-18703-19	N	Thallium	0.11	0.15	0.15	MG/KG	
SW6020/NONE	SO	072SB-0076-0001-SO	240-18703-19	N	Vanadium	0.11	19.0	19.0	MG/KG	
SW6020/NONE	SO	072SB-0076-0001-SO	240-18703-19	N	Zinc	0.55	52.0	52.0	MG/KG	
SW6020/NONE	SO	072SB-0077-0001-SO	240-18703-20	FD	Silver	0.11	0.045	0.045 J	MG/KG	TR
SW6020/NONE	SO	072SB-0077-0001-SO	240-18703-20	FD	Aluminum	3.3	11000	11000	MG/KG	
SW6020/NONE	SO	072SB-0077-0001-SO	240-18703-20	FD	Arsenic	0.11	15.0	15.0	MG/KG	
SW6020/NONE	SO	072SB-0077-0001-SO	240-18703-20	FD	Barium	1.1	95.0	95.0 J	MG/KG	d
SW6020/NONE	SO	072SB-0077-0001-SO	240-18703-20	FD	Beryllium	0.11	0.56	0.56	MG/KG	
SW6020/NONE	SO	072SB-0077-0001-SO	240-18703-20	FD	Calcium	11.0	1400	1400	MG/KG	
SW6020/NONE	SO	072SB-0077-0001-SO	240-18703-20	FD	Cadmium	0.11	0.22	0.22	MG/KG	
SW6020/NONE	SO	072SB-0077-0001-SO	240-18703-20	FD	Cobalt	0.055	15.0	15.0	MG/KG	
SW6020/NONE	SO	072SB-0077-0001-SO	240-18703-20	FD	Chromium	0.22	13.0	13.0	MG/KG	
SW6020/NONE	SO	072SB-0077-0001-SO	240-18703-20	FD	Copper	0.22	9.9	9.9	MG/KG	
SW6020/NONE	SO	072SB-0077-0001-SO	240-18703-20	FD	Iron	5.5	24000	24000	MG/KG	
SW6020/NONE	SO	072SB-0077-0001-SO	240-18703-20	FD	Potassium	11.0	820	820	MG/KG	
SW6020/NONE	SO	072SB-0077-0001-SO	240-18703-20	FD	Magnesium	11.0	2000	2000	MG/KG	
SW6020/NONE	SO	072SB-0077-0001-SO	240-18703-20	FD	Manganese	0.55	1700	1700 J	MG/KG	d
SW6020/NONE	SO	072SB-0077-0001-SO	240-18703-20	FD	Sodium	11.0	36.0	36.0	MG/KG	
SW6020/NONE	SO	072SB-0077-0001-SO	240-18703-20	FD	Nickel	0.11	15.0	15.0	MG/KG	
SW6020/NONE	SO	072SB-0077-0001-SO	240-18703-20	FD	Lead	0.11	19.0	19.0	MG/KG	
SW6020/NONE	SO	072SB-0077-0001-SO	240-18703-20	FD	Selenium	0.55	0.70	0.70	MG/KG	
SW6020/NONE	SO	072SB-0077-0001-SO	240-18703-20	FD	Thallium	0.11	0.16	0.16	MG/KG	
SW6020/NONE	SO	072SB-0077-0001-SO	240-18703-20	FD	Vanadium	0.11	21.0	21.0	MG/KG	
SW6020/NONE	SO	072SB-0077-0001-SO	240-18703-20	FD	Zinc	0.55	45.0	45.0	MG/KG	
SW6020/NONE	SO	072SB-0079-0001-SO	240-18703-21	N	Silver	0.12	0.042	0.042 J	MG/KG	TR
SW6020/NONE	SO	072SB-0079-0001-SO	240-18703-21	N	Aluminum	3.7	13000	13000	MG/KG	
SW6020/NONE	SO	072SB-0079-0001-SO	240-18703-21	N	Arsenic	0.12	14.0	14.0	MG/KG	

AUTOMATED DATA REVIEW SUMMARY for 240-18703-1_(72-SB_76-TB)

Detected Results

Test Leach	Matrix	FieldSample ID	LabSample ID	Type	Analyte	RL	Lab Result	Qualified Result	Units	Reason
SW6020/NONE	SO	072SB-0079-0001-SO	240-18703-21	N	Barium	1.2	69.0	69.0	MG/KG	
SW6020/NONE	SO	072SB-0079-0001-SO	240-18703-21	N	Beryllium	0.12	0.60	0.60	MG/KG	
SW6020/NONE	SO	072SB-0079-0001-SO	240-18703-21	N	Calcium	12.0	1600	1600	MG/KG	
SW6020/NONE	SO	072SB-0079-0001-SO	240-18703-21	N	Cadmium	0.12	0.20	0.20	MG/KG	
SW6020/NONE	SO	072SB-0079-0001-SO	240-18703-21	N	Cobalt	0.062	10.0	10.0	MG/KG	
SW6020/NONE	SO	072SB-0079-0001-SO	240-18703-21	N	Chromium	0.25	16.0	16.0	MG/KG	
SW6020/NONE	SO	072SB-0079-0001-SO	240-18703-21	N	Copper	0.25	14.0	14.0	MG/KG	
SW6020/NONE	SO	072SB-0079-0001-SO	240-18703-21	N	Iron	6.2	30000	30000	MG/KG	
SW6020/NONE	SO	072SB-0079-0001-SO	240-18703-21	N	Potassium	12.0	1100	1100	MG/KG	
SW6020/NONE	SO	072SB-0079-0001-SO	240-18703-21	N	Magnesium	12.0	2700	2700	MG/KG	
SW6020/NONE	SO	072SB-0079-0001-SO	240-18703-21	N	Manganese	0.62	660	660	MG/KG	
SW6020/NONE	SO	072SB-0079-0001-SO	240-18703-21	N	Sodium	12.0	44.0	44.0	MG/KG	
SW6020/NONE	SO	072SB-0079-0001-SO	240-18703-21	N	Nickel	0.12	19.0	19.0	MG/KG	
SW6020/NONE	SO	072SB-0079-0001-SO	240-18703-21	N	Lead	0.12	46.0	46.0	MG/KG	
SW6020/NONE	SO	072SB-0079-0001-SO	240-18703-21	N	Selenium	0.62	0.76	0.76	MG/KG	
SW6020/NONE	SO	072SB-0079-0001-SO	240-18703-21	N	Thallium	0.12	0.18	0.18	MG/KG	
SW6020/NONE	SO	072SB-0079-0001-SO	240-18703-21	N	Vanadium	0.12	24.0	24.0	MG/KG	
SW6020/NONE	SO	072SB-0079-0001-SO	240-18703-21	N	Zinc	0.62	57.0	57.0	MG/KG	
SW6020/NONE	SO	072SB-0080-0001-SO	240-18703-22	FD	Silver	0.11	0.032	0.032 J	MG/KG	TR
SW6020/NONE	SO	072SB-0080-0001-SO	240-18703-22	FD	Aluminum	3.2	13000	13000	MG/KG	
SW6020/NONE	SO	072SB-0080-0001-SO	240-18703-22	FD	Arsenic	0.11	17.0	17.0	MG/KG	
SW6020/NONE	SO	072SB-0080-0001-SO	240-18703-22	FD	Barium	1.1	47.0	47.0	MG/KG	
SW6020/NONE	SO	072SB-0080-0001-SO	240-18703-22	FD	Beryllium	0.11	0.63	0.63	MG/KG	
SW6020/NONE	SO	072SB-0080-0001-SO	240-18703-22	FD	Calcium	11.0	4600	4600	MG/KG	
SW6020/NONE	SO	072SB-0080-0001-SO	240-18703-22	FD	Cadmium	0.11	0.25	0.25	MG/KG	
SW6020/NONE	SO	072SB-0080-0001-SO	240-18703-22	FD	Cobalt	0.053	14.0	14.0	MG/KG	
SW6020/NONE	SO	072SB-0080-0001-SO	240-18703-22	FD	Chromium	0.21	18.0	18.0	MG/KG	
SW6020/NONE	SO	072SB-0080-0001-SO	240-18703-22	FD	Copper	0.21	19.0	19.0	MG/KG	

AUTOMATED DATA REVIEW SUMMARY for 240-18703-1_(72-SB_76-TB)

Detected Results

Test Leach	Matrix	FieldSample ID	LabSample ID	Type	Analyte	RL	Lab Result	Qualified Result	Units	Reason
SW6020/NONE	SO	072SB-0080-0001-SO	240-18703-22	FD	Iron	5.3	31000	31000	MG/KG	
SW6020/NONE	SO	072SB-0080-0001-SO	240-18703-22	FD	Potassium	11.0	2200	2200	MG/KG	
SW6020/NONE	SO	072SB-0080-0001-SO	240-18703-22	FD	Magnesium	11.0	5800	5800	MG/KG	
SW6020/NONE	SO	072SB-0080-0001-SO	240-18703-22	FD	Manganese	0.53	350	350	MG/KG	
SW6020/NONE	SO	072SB-0080-0001-SO	240-18703-22	FD	Sodium	11.0	74.0	74.0	MG/KG	
SW6020/NONE	SO	072SB-0080-0001-SO	240-18703-22	FD	Nickel	0.11	30.0	30.0	MG/KG	
SW6020/NONE	SO	072SB-0080-0001-SO	240-18703-22	FD	Lead	0.11	13.0	13.0	MG/KG	
SW6020/NONE	SO	072SB-0080-0001-SO	240-18703-22	FD	Selenium	0.53	0.46	0.46 J	MG/KG	TR
SW6020/NONE	SO	072SB-0080-0001-SO	240-18703-22	FD	Thallium	0.11	0.14	0.14	MG/KG	
SW6020/NONE	SO	072SB-0080-0001-SO	240-18703-22	FD	Vanadium	0.11	18.0	18.0	MG/KG	
SW6020/NONE	SO	072SB-0080-0001-SO	240-18703-22	FD	Zinc	0.53	130	130	MG/KG	
SW6020/NONE	SO	072SB-0081-0001-SO	240-18703-23	N	Silver	0.099	0.033	0.033 J	MG/KG	TR
SW6020/NONE	SO	072SB-0081-0001-SO	240-18703-23	N	Aluminum	3.0	14000	14000	MG/KG	
SW6020/NONE	SO	072SB-0081-0001-SO	240-18703-23	N	Arsenic	0.099	17.0	17.0	MG/KG	
SW6020/NONE	SO	072SB-0081-0001-SO	240-18703-23	N	Barium	0.99	44.0	44.0	MG/KG	
SW6020/NONE	SO	072SB-0081-0001-SO	240-18703-23	N	Beryllium	0.099	0.66	0.66	MG/KG	
SW6020/NONE	SO	072SB-0081-0001-SO	240-18703-23	N	Calcium	9.9	4300	4300	MG/KG	
SW6020/NONE	SO	072SB-0081-0001-SO	240-18703-23	N	Cadmium	0.099	0.15	0.15	MG/KG	
SW6020/NONE	SO	072SB-0081-0001-SO	240-18703-23	N	Cobalt	0.049	12.0	12.0	MG/KG	
SW6020/NONE	SO	072SB-0081-0001-SO	240-18703-23	N	Chromium	0.20	18.0	18.0	MG/KG	
SW6020/NONE	SO	072SB-0081-0001-SO	240-18703-23	N	Copper	0.20	18.0	18.0	MG/KG	
SW6020/NONE	SO	072SB-0081-0001-SO	240-18703-23	N	Iron	4.9	30000	30000	MG/KG	
SW6020/NONE	SO	072SB-0081-0001-SO	240-18703-23	N	Potassium	9.9	2200	2200	MG/KG	
SW6020/NONE	SO	072SB-0081-0001-SO	240-18703-23	N	Magnesium	9.9	5800	5800	MG/KG	
SW6020/NONE	SO	072SB-0081-0001-SO	240-18703-23	N	Manganese	0.49	250	250	MG/KG	
SW6020/NONE	SO	072SB-0081-0001-SO	240-18703-23	N	Sodium	9.9	80.0	80.0	MG/KG	
SW6020/NONE	SO	072SB-0081-0001-SO	240-18703-23	N	Nickel	0.099	28.0	28.0	MG/KG	
SW6020/NONE	SO	072SB-0081-0001-SO	240-18703-23	N	Lead	0.099	12.0	12.0	MG/KG	

AUTOMATED DATA REVIEW SUMMARY for 240-18703-1_(72-SB_76-TB)

Detected Results

Test Leach	Matrix	FieldSample ID	LabSample ID	Type	Analyte	RL	Lab Result	Qualified Result	Units	Reason
SW6020/NONE	SO	072SB-0081-0001-SO	240-18703-23	N	Selenium	0.49	0.51	0.51	MG/KG	
SW6020/NONE	SO	072SB-0081-0001-SO	240-18703-23	N	Thallium	0.099	0.14	0.14	MG/KG	
SW6020/NONE	SO	072SB-0081-0001-SO	240-18703-23	N	Vanadium	0.099	19.0	19.0	MG/KG	
SW6020/NONE	SO	072SB-0081-0001-SO	240-18703-23	N	Zinc	0.49	60.0	60.0	MG/KG	
SW6020/NONE	SO	072SB-0082-0001-SO	240-18703-8	FD	Silver	0.11	0.031	0.031 J	MG/KG	TR
SW6020/NONE	SO	072SB-0082-0001-SO	240-18703-8	FD	Aluminum	3.4	10000	10000	MG/KG	
SW6020/NONE	SO	072SB-0082-0001-SO	240-18703-8	FD	Arsenic	0.11	15.0	15.0	MG/KG	
SW6020/NONE	SO	072SB-0082-0001-SO	240-18703-8	FD	Barium	1.1	38.0	38.0	MG/KG	
SW6020/NONE	SO	072SB-0082-0001-SO	240-18703-8	FD	Beryllium	0.11	0.47	0.47	MG/KG	
SW6020/NONE	SO	072SB-0082-0001-SO	240-18703-8	FD	Calcium	11.0	7500	7500	MG/KG	
SW6020/NONE	SO	072SB-0082-0001-SO	240-18703-8	FD	Cadmium	0.11	0.14	0.14	MG/KG	
SW6020/NONE	SO	072SB-0082-0001-SO	240-18703-8	FD	Cobalt	0.057	12.0	12.0	MG/KG	
SW6020/NONE	SO	072SB-0082-0001-SO	240-18703-8	FD	Chromium	0.23	14.0	14.0	MG/KG	
SW6020/NONE	SO	072SB-0082-0001-SO	240-18703-8	FD	Copper	0.23	55.0	55.0	MG/KG	
SW6020/NONE	SO	072SB-0082-0001-SO	240-18703-8	FD	Iron	5.7	26000	26000	MG/KG	
SW6020/NONE	SO	072SB-0082-0001-SO	240-18703-8	FD	Potassium	11.0	1600	1600	MG/KG	
SW6020/NONE	SO	072SB-0082-0001-SO	240-18703-8	FD	Magnesium	11.0	5500	5500	MG/KG	
SW6020/NONE	SO	072SB-0082-0001-SO	240-18703-8	FD	Manganese	0.57	440	440	MG/KG	
SW6020/NONE	SO	072SB-0082-0001-SO	240-18703-8	FD	Sodium	11.0	83.0	83.0	MG/KG	
SW6020/NONE	SO	072SB-0082-0001-SO	240-18703-8	FD	Nickel	0.11	27.0	27.0	MG/KG	
SW6020/NONE	SO	072SB-0082-0001-SO	240-18703-8	FD	Lead	0.11	13.0	13.0	MG/KG	
SW6020/NONE	SO	072SB-0082-0001-SO	240-18703-8	FD	Selenium	0.57	0.54	0.54 J	MG/KG	TR
SW6020/NONE	SO	072SB-0082-0001-SO	240-18703-8	FD	Thallium	0.11	0.15	0.15	MG/KG	
SW6020/NONE	SO	072SB-0082-0001-SO	240-18703-8	FD	Vanadium	0.11	16.0	16.0	MG/KG	
SW6020/NONE	SO	072SB-0082-0001-SO	240-18703-8	FD	Zinc	0.57	55.0	55.0	MG/KG	
SW6020/NONE	SO	072SB-0083-0001-SO	240-18703-9	N	Silver	0.10	0.031	0.031 J	MG/KG	TR
SW6020/NONE	SO	072SB-0083-0001-SO	240-18703-9	N	Aluminum	3.1	9800	9800	MG/KG	
SW6020/NONE	SO	072SB-0083-0001-SO	240-18703-9	N	Arsenic	0.10	16.0	16.0	MG/KG	

AUTOMATED DATA REVIEW SUMMARY for 240-18703-1_(72-SB_76-TB)

Detected Results

Test Leach	Matrix	FieldSample ID	LabSample ID	Type	Analyte	RL	Lab Result	Qualified Result	Units	Reason
SW6020/NONE	SO	072SB-0083-0001-SO	240-18703-9	N	Barium	1.0	33.0	33.0	MG/KG	
SW6020/NONE	SO	072SB-0083-0001-SO	240-18703-9	N	Beryllium	0.10	0.46	0.46	MG/KG	
SW6020/NONE	SO	072SB-0083-0001-SO	240-18703-9	N	Calcium	10.0	11000	11000 J	MG/KG	A
SW6020/NONE	SO	072SB-0083-0001-SO	240-18703-9	N	Cadmium	0.10	0.14	0.14	MG/KG	
SW6020/NONE	SO	072SB-0083-0001-SO	240-18703-9	N	Cobalt	0.051	11.0	11.0	MG/KG	
SW6020/NONE	SO	072SB-0083-0001-SO	240-18703-9	N	Chromium	0.21	14.0	14.0 J	MG/KG	A
SW6020/NONE	SO	072SB-0083-0001-SO	240-18703-9	N	Copper	0.21	20.0	20.0	MG/KG	
SW6020/NONE	SO	072SB-0083-0001-SO	240-18703-9	N	Iron	5.1	26000	26000	MG/KG	
SW6020/NONE	SO	072SB-0083-0001-SO	240-18703-9	N	Potassium	10.0	1600	1600 J	MG/KG	A
SW6020/NONE	SO	072SB-0083-0001-SO	240-18703-9	N	Magnesium	10.0	8700	8700 J	MG/KG	A
SW6020/NONE	SO	072SB-0083-0001-SO	240-18703-9	N	Manganese	0.51	400	400	MG/KG	
SW6020/NONE	SO	072SB-0083-0001-SO	240-18703-9	N	Sodium	10.0	100	100	MG/KG	
SW6020/NONE	SO	072SB-0083-0001-SO	240-18703-9	N	Nickel	0.10	25.0	25.0	MG/KG	
SW6020/NONE	SO	072SB-0083-0001-SO	240-18703-9	N	Lead	0.10	12.0	12.0	MG/KG	
SW6020/NONE	SO	072SB-0083-0001-SO	240-18703-9	N	Selenium	0.51	0.47	0.47 J	MG/KG	TR
SW6020/NONE	SO	072SB-0083-0001-SO	240-18703-9	N	Thallium	0.10	0.15	0.15	MG/KG	
SW6020/NONE	SO	072SB-0083-0001-SO	240-18703-9	N	Vanadium	0.10	15.0	15.0	MG/KG	
SW6020/NONE	SO	072SB-0083-0001-SO	240-18703-9	N	Zinc	0.51	55.0	55.0	MG/KG	
SW6020/NONE	SO	072SB-0084-0001-SO	240-18703-10	N	Silver	0.11	0.031	0.031 J	MG/KG	TR
SW6020/NONE	SO	072SB-0084-0001-SO	240-18703-10	N	Aluminum	3.3	10000	10000	MG/KG	
SW6020/NONE	SO	072SB-0084-0001-SO	240-18703-10	N	Arsenic	0.11	17.0	17.0	MG/KG	
SW6020/NONE	SO	072SB-0084-0001-SO	240-18703-10	N	Barium	1.1	35.0	35.0	MG/KG	
SW6020/NONE	SO	072SB-0084-0001-SO	240-18703-10	N	Beryllium	0.11	0.48	0.48	MG/KG	
SW6020/NONE	SO	072SB-0084-0001-SO	240-18703-10	N	Calcium	11.0	7300	7300	MG/KG	
SW6020/NONE	SO	072SB-0084-0001-SO	240-18703-10	N	Cadmium	0.11	0.14	0.14	MG/KG	
SW6020/NONE	SO	072SB-0084-0001-SO	240-18703-10	N	Cobalt	0.055	12.0	12.0	MG/KG	
SW6020/NONE	SO	072SB-0084-0001-SO	240-18703-10	N	Chromium	0.22	14.0	14.0	MG/KG	
SW6020/NONE	SO	072SB-0084-0001-SO	240-18703-10	N	Copper	0.22	20.0	20.0	MG/KG	

AUTOMATED DATA REVIEW SUMMARY for 240-18703-1_(72-SB_76-TB)

Detected Results

Test Leach	Matrix	FieldSample ID	LabSample ID	Type	Analyte	RL	Lab Result	Qualified Result	Units	Reason
SW6020/NONE	SO	072SB-0084-0001-SO	240-18703-10	N	Iron	5.5	27000	27000	MG/KG	
SW6020/NONE	SO	072SB-0084-0001-SO	240-18703-10	N	Potassium	11.0	1700	1700	MG/KG	
SW6020/NONE	SO	072SB-0084-0001-SO	240-18703-10	N	Magnesium	11.0	5300	5300	MG/KG	
SW6020/NONE	SO	072SB-0084-0001-SO	240-18703-10	N	Manganese	0.55	420	420	MG/KG	
SW6020/NONE	SO	072SB-0084-0001-SO	240-18703-10	N	Sodium	11.0	72.0	72.0	MG/KG	
SW6020/NONE	SO	072SB-0084-0001-SO	240-18703-10	N	Nickel	0.11	26.0	26.0	MG/KG	
SW6020/NONE	SO	072SB-0084-0001-SO	240-18703-10	N	Lead	0.11	12.0	12.0	MG/KG	
SW6020/NONE	SO	072SB-0084-0001-SO	240-18703-10	N	Antimony	0.22	0.30	0.30	MG/KG	
SW6020/NONE	SO	072SB-0084-0001-SO	240-18703-10	N	Selenium	0.55	0.49	0.49 J	MG/KG	TR
SW6020/NONE	SO	072SB-0084-0001-SO	240-18703-10	N	Thallium	0.11	0.17	0.17	MG/KG	
SW6020/NONE	SO	072SB-0084-0001-SO	240-18703-10	N	Vanadium	0.11	15.0	15.0	MG/KG	
SW6020/NONE	SO	072SB-0084-0001-SO	240-18703-10	N	Zinc	0.55	56.0	56.0	MG/KG	
SW6020/NONE	SO	072SB-0085-0001-SO	240-18703-11	N	Silver	0.11	0.030	0.030 J	MG/KG	TR
SW6020/NONE	SO	072SB-0085-0001-SO	240-18703-11	N	Aluminum	3.4	9600	9600	MG/KG	
SW6020/NONE	SO	072SB-0085-0001-SO	240-18703-11	N	Arsenic	0.11	18.0	18.0	MG/KG	
SW6020/NONE	SO	072SB-0085-0001-SO	240-18703-11	N	Barium	1.1	32.0	32.0	MG/KG	
SW6020/NONE	SO	072SB-0085-0001-SO	240-18703-11	N	Beryllium	0.11	0.44	0.44	MG/KG	
SW6020/NONE	SO	072SB-0085-0001-SO	240-18703-11	N	Calcium	11.0	8400	8400	MG/KG	
SW6020/NONE	SO	072SB-0085-0001-SO	240-18703-11	N	Cadmium	0.11	0.13	0.13	MG/KG	
SW6020/NONE	SO	072SB-0085-0001-SO	240-18703-11	N	Cobalt	0.056	11.0	11.0	MG/KG	
SW6020/NONE	SO	072SB-0085-0001-SO	240-18703-11	N	Chromium	0.23	13.0	13.0	MG/KG	
SW6020/NONE	SO	072SB-0085-0001-SO	240-18703-11	N	Copper	0.23	19.0	19.0	MG/KG	
SW6020/NONE	SO	072SB-0085-0001-SO	240-18703-11	N	Iron	5.6	25000	25000	MG/KG	
SW6020/NONE	SO	072SB-0085-0001-SO	240-18703-11	N	Potassium	11.0	1600	1600	MG/KG	
SW6020/NONE	SO	072SB-0085-0001-SO	240-18703-11	N	Magnesium	11.0	5300	5300	MG/KG	
SW6020/NONE	SO	072SB-0085-0001-SO	240-18703-11	N	Manganese	0.56	380	380	MG/KG	
SW6020/NONE	SO	072SB-0085-0001-SO	240-18703-11	N	Sodium	11.0	72.0	72.0	MG/KG	
SW6020/NONE	SO	072SB-0085-0001-SO	240-18703-11	N	Nickel	0.11	23.0	23.0	MG/KG	

AUTOMATED DATA REVIEW SUMMARY for 240-18703-1_(72-SB_76-TB)

Detected Results

Test Leach	Matrix	FieldSample ID	LabSample ID	Type	Analyte	RL	Lab Result	Qualified Result	Units	Reason
SW6020/NONE	SO	072SB-0085-0001-SO	240-18703-11	N	Lead	0.11	13.0	13.0	MG/KG	
SW6020/NONE	SO	072SB-0085-0001-SO	240-18703-11	N	Antimony	0.23	0.077	0.077 J	MG/KG	TR
SW6020/NONE	SO	072SB-0085-0001-SO	240-18703-11	N	Selenium	0.56	0.46	0.46 J	MG/KG	TR
SW6020/NONE	SO	072SB-0085-0001-SO	240-18703-11	N	Thallium	0.11	0.14	0.14	MG/KG	
SW6020/NONE	SO	072SB-0085-0001-SO	240-18703-11	N	Vanadium	0.11	15.0	15.0	MG/KG	
SW6020/NONE	SO	072SB-0085-0001-SO	240-18703-11	N	Zinc	0.56	52.0	52.0	MG/KG	
SW6020/NONE	SO	072SB-0086-0001-SO	240-18703-12	FD	Silver	0.10	0.022	0.022 J	MG/KG	TR
SW6020/NONE	SO	072SB-0086-0001-SO	240-18703-12	FD	Aluminum	3.0	8900	8900	MG/KG	
SW6020/NONE	SO	072SB-0086-0001-SO	240-18703-12	FD	Arsenic	0.10	13.0	13.0	MG/KG	
SW6020/NONE	SO	072SB-0086-0001-SO	240-18703-12	FD	Barium	1.0	27.0	27.0	MG/KG	
SW6020/NONE	SO	072SB-0086-0001-SO	240-18703-12	FD	Beryllium	0.10	0.35	0.35	MG/KG	
SW6020/NONE	SO	072SB-0086-0001-SO	240-18703-12	FD	Calcium	10.0	5200	5200	MG/KG	
SW6020/NONE	SO	072SB-0086-0001-SO	240-18703-12	FD	Cadmium	0.10	0.092	0.092 J	MG/KG	TR
SW6020/NONE	SO	072SB-0086-0001-SO	240-18703-12	FD	Cobalt	0.051	8.5	8.5	MG/KG	
SW6020/NONE	SO	072SB-0086-0001-SO	240-18703-12	FD	Chromium	0.20	11.0	11.0	MG/KG	
SW6020/NONE	SO	072SB-0086-0001-SO	240-18703-12	FD	Copper	0.20	15.0	15.0	MG/KG	
SW6020/NONE	SO	072SB-0086-0001-SO	240-18703-12	FD	Iron	5.1	22000	22000	MG/KG	
SW6020/NONE	SO	072SB-0086-0001-SO	240-18703-12	FD	Potassium	10.0	1400	1400	MG/KG	
SW6020/NONE	SO	072SB-0086-0001-SO	240-18703-12	FD	Magnesium	10.0	4200	4200	MG/KG	
SW6020/NONE	SO	072SB-0086-0001-SO	240-18703-12	FD	Manganese	0.51	260	260	MG/KG	
SW6020/NONE	SO	072SB-0086-0001-SO	240-18703-12	FD	Sodium	10.0	63.0	63.0	MG/KG	
SW6020/NONE	SO	072SB-0086-0001-SO	240-18703-12	FD	Nickel	0.10	19.0	19.0	MG/KG	
SW6020/NONE	SO	072SB-0086-0001-SO	240-18703-12	FD	Lead	0.10	9.3	9.3	MG/KG	
SW6020/NONE	SO	072SB-0086-0001-SO	240-18703-12	FD	Selenium	0.51	0.40	0.40 J	MG/KG	TR
SW6020/NONE	SO	072SB-0086-0001-SO	240-18703-12	FD	Thallium	0.10	0.10	0.10	MG/KG	
SW6020/NONE	SO	072SB-0086-0001-SO	240-18703-12	FD	Vanadium	0.10	13.0	13.0	MG/KG	
SW6020/NONE	SO	072SB-0086-0001-SO	240-18703-12	FD	Zinc	0.51	44.0	44.0	MG/KG	
SW6020/NONE	SO	072SB-0087-0001-SO	240-18703-13	N	Silver	0.091	0.022	0.022 J	MG/KG	TR

AUTOMATED DATA REVIEW SUMMARY for 240-18703-1_(72-SB_76-TB)

Detected Results

Test Leach	Matrix	FieldSample ID	LabSample ID	Type	Analyte	RL	Lab Result	Qualified Result	Units	Reason
SW6020/NONE	SO	072SB-0087-0001-SO	240-18703-13	N	Aluminum	2.7	7400	7400	MG/KG	
SW6020/NONE	SO	072SB-0087-0001-SO	240-18703-13	N	Arsenic	0.091	8.9	8.9	MG/KG	
SW6020/NONE	SO	072SB-0087-0001-SO	240-18703-13	N	Barium	0.91	39.0	39.0	MG/KG	
SW6020/NONE	SO	072SB-0087-0001-SO	240-18703-13	N	Beryllium	0.091	0.41	0.41	MG/KG	
SW6020/NONE	SO	072SB-0087-0001-SO	240-18703-13	N	Calcium	9.1	1600	1600	MG/KG	
SW6020/NONE	SO	072SB-0087-0001-SO	240-18703-13	N	Cadmium	0.091	0.16	0.16	MG/KG	
SW6020/NONE	SO	072SB-0087-0001-SO	240-18703-13	N	Cobalt	0.045	7.7	7.7	MG/KG	
SW6020/NONE	SO	072SB-0087-0001-SO	240-18703-13	N	Chromium	0.18	10.0	10.0	MG/KG	
SW6020/NONE	SO	072SB-0087-0001-SO	240-18703-13	N	Copper	0.18	13.0	13.0	MG/KG	
SW6020/NONE	SO	072SB-0087-0001-SO	240-18703-13	N	Iron	4.5	19000	19000	MG/KG	
SW6020/NONE	SO	072SB-0087-0001-SO	240-18703-13	N	Potassium	9.1	1000	1000	MG/KG	
SW6020/NONE	SO	072SB-0087-0001-SO	240-18703-13	N	Magnesium	9.1	2000	2000	MG/KG	
SW6020/NONE	SO	072SB-0087-0001-SO	240-18703-13	N	Manganese	0.45	360	360	MG/KG	
SW6020/NONE	SO	072SB-0087-0001-SO	240-18703-13	N	Sodium	9.1	47.0	47.0	MG/KG	
SW6020/NONE	SO	072SB-0087-0001-SO	240-18703-13	N	Nickel	0.091	16.0	16.0	MG/KG	
SW6020/NONE	SO	072SB-0087-0001-SO	240-18703-13	N	Lead	0.091	13.0	13.0	MG/KG	
SW6020/NONE	SO	072SB-0087-0001-SO	240-18703-13	N	Selenium	0.45	0.41	0.41 J	MG/KG	TR
SW6020/NONE	SO	072SB-0087-0001-SO	240-18703-13	N	Thallium	0.091	0.13	0.13	MG/KG	
SW6020/NONE	SO	072SB-0087-0001-SO	240-18703-13	N	Vanadium	0.091	13.0	13.0	MG/KG	
SW6020/NONE	SO	072SB-0087-0001-SO	240-18703-13	N	Zinc	0.45	53.0	53.0	MG/KG	
SW6020/NONE	SO	072SB-0088-0001-SO	240-18703-14	N	Silver	0.10	0.018	0.018 J	MG/KG	TR
SW6020/NONE	SO	072SB-0088-0001-SO	240-18703-14	N	Aluminum	3.0	5500	5500	MG/KG	
SW6020/NONE	SO	072SB-0088-0001-SO	240-18703-14	N	Arsenic	0.10	6.2	6.2	MG/KG	
SW6020/NONE	SO	072SB-0088-0001-SO	240-18703-14	N	Barium	1.0	30.0	30.0	MG/KG	
SW6020/NONE	SO	072SB-0088-0001-SO	240-18703-14	N	Beryllium	0.10	0.36	0.36	MG/KG	
SW6020/NONE	SO	072SB-0088-0001-SO	240-18703-14	N	Calcium	10.0	1300	1300	MG/KG	
SW6020/NONE	SO	072SB-0088-0001-SO	240-18703-14	N	Cadmium	0.10	0.14	0.14	MG/KG	
SW6020/NONE	SO	072SB-0088-0001-SO	240-18703-14	N	Cobalt	0.050	5.4	5.4	MG/KG	

AUTOMATED DATA REVIEW SUMMARY for 240-18703-1_(72-SB_76-TB)

Detected Results

Test Leach	Matrix	FieldSample ID	LabSample ID	Type	Analyte	RL	Lab Result	Qualified Result	Units	Reason
SW6020/NONE	SO	072SB-0088-0001-SO	240-18703-14	N	Chromium	0.20	7.2	7.2	MG/KG	
SW6020/NONE	SO	072SB-0088-0001-SO	240-18703-14	N	Copper	0.20	9.1	9.1	MG/KG	
SW6020/NONE	SO	072SB-0088-0001-SO	240-18703-14	N	Iron	5.0	16000	16000	MG/KG	
SW6020/NONE	SO	072SB-0088-0001-SO	240-18703-14	N	Potassium	10.0	830	830	MG/KG	
SW6020/NONE	SO	072SB-0088-0001-SO	240-18703-14	N	Magnesium	10.0	1400	1400	MG/KG	
SW6020/NONE	SO	072SB-0088-0001-SO	240-18703-14	N	Manganese	0.50	230	230	MG/KG	
SW6020/NONE	SO	072SB-0088-0001-SO	240-18703-14	N	Sodium	10.0	54.0	54.0	MG/KG	
SW6020/NONE	SO	072SB-0088-0001-SO	240-18703-14	N	Nickel	0.10	12.0	12.0	MG/KG	
SW6020/NONE	SO	072SB-0088-0001-SO	240-18703-14	N	Lead	0.10	12.0	12.0	MG/KG	
SW6020/NONE	SO	072SB-0088-0001-SO	240-18703-14	N	Selenium	0.50	0.32	0.32 J	MG/KG	TR
SW6020/NONE	SO	072SB-0088-0001-SO	240-18703-14	N	Thallium	0.10	0.11	0.11	MG/KG	
SW6020/NONE	SO	072SB-0088-0001-SO	240-18703-14	N	Vanadium	0.10	9.6	9.6	MG/KG	
SW6020/NONE	SO	072SB-0088-0001-SO	240-18703-14	N	Zinc	0.50	46.0	46.0	MG/KG	
SW6020/NONE	SO	072SB-0089-0001-SO	240-18703-15	N	Silver	0.10	0.023	0.023 J	MG/KG	TR
SW6020/NONE	SO	072SB-0089-0001-SO	240-18703-15	N	Aluminum	3.1	10000	10000	MG/KG	
SW6020/NONE	SO	072SB-0089-0001-SO	240-18703-15	N	Arsenic	0.10	13.0	13.0	MG/KG	
SW6020/NONE	SO	072SB-0089-0001-SO	240-18703-15	N	Barium	1.0	47.0	47.0	MG/KG	
SW6020/NONE	SO	072SB-0089-0001-SO	240-18703-15	N	Beryllium	0.10	0.48	0.48	MG/KG	
SW6020/NONE	SO	072SB-0089-0001-SO	240-18703-15	N	Calcium	10.0	1400	1400	MG/KG	
SW6020/NONE	SO	072SB-0089-0001-SO	240-18703-15	N	Cadmium	0.10	0.18	0.18	MG/KG	
SW6020/NONE	SO	072SB-0089-0001-SO	240-18703-15	N	Cobalt	0.051	9.3	9.3	MG/KG	
SW6020/NONE	SO	072SB-0089-0001-SO	240-18703-15	N	Chromium	0.21	14.0	14.0	MG/KG	
SW6020/NONE	SO	072SB-0089-0001-SO	240-18703-15	N	Copper	0.21	18.0	18.0	MG/KG	
SW6020/NONE	SO	072SB-0089-0001-SO	240-18703-15	N	Iron	5.1	23000	23000	MG/KG	
SW6020/NONE	SO	072SB-0089-0001-SO	240-18703-15	N	Potassium	10.0	1200	1200	MG/KG	
SW6020/NONE	SO	072SB-0089-0001-SO	240-18703-15	N	Magnesium	10.0	2900	2900	MG/KG	
SW6020/NONE	SO	072SB-0089-0001-SO	240-18703-15	N	Manganese	0.51	330	330	MG/KG	
SW6020/NONE	SO	072SB-0089-0001-SO	240-18703-15	N	Sodium	10.0	60.0	60.0	MG/KG	

AUTOMATED DATA REVIEW SUMMARY for 240-18703-1_(72-SB_76-TB)

Detected Results

Test Leach	Matrix	FieldSample ID	LabSample ID	Type	Analyte	RL	Lab Result	Qualified Result	Units	Reason
SW6020/NONE	SO	072SB-0089-0001-SO	240-18703-15	N	Nickel	0.10	22.0	22.0	MG/KG	
SW6020/NONE	SO	072SB-0089-0001-SO	240-18703-15	N	Lead	0.10	14.0	14.0	MG/KG	
SW6020/NONE	SO	072SB-0089-0001-SO	240-18703-15	N	Selenium	0.51	0.46	0.46 J	MG/KG	TR
SW6020/NONE	SO	072SB-0089-0001-SO	240-18703-15	N	Thallium	0.10	0.14	0.14	MG/KG	
SW6020/NONE	SO	072SB-0089-0001-SO	240-18703-15	N	Vanadium	0.10	16.0	16.0	MG/KG	
SW6020/NONE	SO	072SB-0089-0001-SO	240-18703-15	N	Zinc	0.51	55.0	55.0	MG/KG	
SW6020/NONE	SO	072SB-0090-0001-SO	240-18703-16	N	Silver	0.10	0.013	0.013 J	MG/KG	TR
SW6020/NONE	SO	072SB-0090-0001-SO	240-18703-16	N	Aluminum	3.1	4100	4100	MG/KG	
SW6020/NONE	SO	072SB-0090-0001-SO	240-18703-16	N	Arsenic	0.10	4.2	4.2	MG/KG	
SW6020/NONE	SO	072SB-0090-0001-SO	240-18703-16	N	Barium	1.0	23.0	23.0	MG/KG	
SW6020/NONE	SO	072SB-0090-0001-SO	240-18703-16	N	Beryllium	0.10	0.28	0.28	MG/KG	
SW6020/NONE	SO	072SB-0090-0001-SO	240-18703-16	N	Calcium	10.0	870	870	MG/KG	
SW6020/NONE	SO	072SB-0090-0001-SO	240-18703-16	N	Cadmium	0.10	0.11	0.11	MG/KG	
SW6020/NONE	SO	072SB-0090-0001-SO	240-18703-16	N	Cobalt	0.052	4.5	4.5	MG/KG	
SW6020/NONE	SO	072SB-0090-0001-SO	240-18703-16	N	Chromium	0.21	5.8	5.8	MG/KG	
SW6020/NONE	SO	072SB-0090-0001-SO	240-18703-16	N	Copper	0.21	7.0	7.0	MG/KG	
SW6020/NONE	SO	072SB-0090-0001-SO	240-18703-16	N	Iron	5.2	13000	13000	MG/KG	
SW6020/NONE	SO	072SB-0090-0001-SO	240-18703-16	N	Potassium	10.0	670	670	MG/KG	
SW6020/NONE	SO	072SB-0090-0001-SO	240-18703-16	N	Magnesium	10.0	1200	1200	MG/KG	
SW6020/NONE	SO	072SB-0090-0001-SO	240-18703-16	N	Manganese	0.52	220	220	MG/KG	
SW6020/NONE	SO	072SB-0090-0001-SO	240-18703-16	N	Sodium	10.0	33.0	33.0	MG/KG	
SW6020/NONE	SO	072SB-0090-0001-SO	240-18703-16	N	Nickel	0.10	9.2	9.2	MG/KG	
SW6020/NONE	SO	072SB-0090-0001-SO	240-18703-16	N	Lead	0.10	9.6	9.6	MG/KG	
SW6020/NONE	SO	072SB-0090-0001-SO	240-18703-16	N	Selenium	0.52	0.28	0.28 J	MG/KG	TR
SW6020/NONE	SO	072SB-0090-0001-SO	240-18703-16	N	Thallium	0.10	0.075	0.075 J	MG/KG	TR
SW6020/NONE	SO	072SB-0090-0001-SO	240-18703-16	N	Vanadium	0.10	7.8	7.8	MG/KG	
SW6020/NONE	SO	072SB-0090-0001-SO	240-18703-16	N	Zinc	0.52	38.0	38.0	MG/KG	
SW6020/NONE	SO	072SB-0091-0001-SO	240-18703-17	N	Silver	0.11	0.025	0.025 J	MG/KG	TR

AUTOMATED DATA REVIEW SUMMARY for 240-18703-1_(72-SB_76-TB)

Detected Results

Test Leach	Matrix	FieldSample ID	LabSample ID	Type	Analyte	RL	Lab Result	Qualified Result	Units	Reason
SW6020/NONE	SO	072SB-0091-0001-SO	240-18703-17	N	Aluminum	3.3	10000	10000	MG/KG	
SW6020/NONE	SO	072SB-0091-0001-SO	240-18703-17	N	Arsenic	0.11	16.0	16.0	MG/KG	
SW6020/NONE	SO	072SB-0091-0001-SO	240-18703-17	N	Barium	1.1	31.0	31.0	MG/KG	
SW6020/NONE	SO	072SB-0091-0001-SO	240-18703-17	N	Beryllium	0.11	0.46	0.46	MG/KG	
SW6020/NONE	SO	072SB-0091-0001-SO	240-18703-17	N	Calcium	11.0	5700	5700	MG/KG	
SW6020/NONE	SO	072SB-0091-0001-SO	240-18703-17	N	Cadmium	0.11	0.15	0.15	MG/KG	
SW6020/NONE	SO	072SB-0091-0001-SO	240-18703-17	N	Cobalt	0.055	11.0	11.0	MG/KG	
SW6020/NONE	SO	072SB-0091-0001-SO	240-18703-17	N	Chromium	0.22	14.0	14.0	MG/KG	
SW6020/NONE	SO	072SB-0091-0001-SO	240-18703-17	N	Copper	0.22	20.0	20.0	MG/KG	
SW6020/NONE	SO	072SB-0091-0001-SO	240-18703-17	N	Iron	5.5	26000	26000	MG/KG	
SW6020/NONE	SO	072SB-0091-0001-SO	240-18703-17	N	Potassium	11.0	1700	1700	MG/KG	
SW6020/NONE	SO	072SB-0091-0001-SO	240-18703-17	N	Magnesium	11.0	5400	5400	MG/KG	
SW6020/NONE	SO	072SB-0091-0001-SO	240-18703-17	N	Manganese	0.55	380	380	MG/KG	
SW6020/NONE	SO	072SB-0091-0001-SO	240-18703-17	N	Sodium	11.0	72.0	72.0	MG/KG	
SW6020/NONE	SO	072SB-0091-0001-SO	240-18703-17	N	Nickel	0.11	24.0	24.0	MG/KG	
SW6020/NONE	SO	072SB-0091-0001-SO	240-18703-17	N	Lead	0.11	12.0	12.0	MG/KG	
SW6020/NONE	SO	072SB-0091-0001-SO	240-18703-17	N	Selenium	0.55	0.49	0.49 J	MG/KG	TR
SW6020/NONE	SO	072SB-0091-0001-SO	240-18703-17	N	Thallium	0.11	0.14	0.14	MG/KG	
SW6020/NONE	SO	072SB-0091-0001-SO	240-18703-17	N	Vanadium	0.11	15.0	15.0	MG/KG	
SW6020/NONE	SO	072SB-0091-0001-SO	240-18703-17	N	Zinc	0.55	55.0	55.0	MG/KG	
SW6020/NONE	SO	072SB-0092-0001-SO	240-18703-1	N	Silver	0.088	0.025	0.025 J	MG/KG	TR
SW6020/NONE	SO	072SB-0092-0001-SO	240-18703-1	N	Aluminum	2.6	7700	7700	MG/KG	
SW6020/NONE	SO	072SB-0092-0001-SO	240-18703-1	N	Arsenic	0.088	15.0	15.0	MG/KG	
SW6020/NONE	SO	072SB-0092-0001-SO	240-18703-1	N	Barium	0.88	25.0	25.0	MG/KG	
SW6020/NONE	SO	072SB-0092-0001-SO	240-18703-1	N	Beryllium	0.088	0.38	0.38	MG/KG	
SW6020/NONE	SO	072SB-0092-0001-SO	240-18703-1	N	Calcium	8.8	5100	5100	MG/KG	
SW6020/NONE	SO	072SB-0092-0001-SO	240-18703-1	N	Cadmium	0.088	0.14	0.14	MG/KG	
SW6020/NONE	SO	072SB-0092-0001-SO	240-18703-1	N	Cobalt	0.044	9.3	9.3	MG/KG	

AUTOMATED DATA REVIEW SUMMARY for 240-18703-1_(72-SB_76-TB)

Detected Results

Test Leach	Matrix	FieldSample ID	LabSample ID	Type	Analyte	RL	Lab Result	Qualified Result	Units	Reason
SW6020/NONE	SO	072SB-0092-0001-SO	240-18703-1	N	Chromium	0.18	12.0	12.0	MG/KG	
SW6020/NONE	SO	072SB-0092-0001-SO	240-18703-1	N	Copper	0.18	16.0	16.0	MG/KG	
SW6020/NONE	SO	072SB-0092-0001-SO	240-18703-1	N	Iron	4.4	23000	23000	MG/KG	
SW6020/NONE	SO	072SB-0092-0001-SO	240-18703-1	N	Potassium	8.8	1100	1100	MG/KG	
SW6020/NONE	SO	072SB-0092-0001-SO	240-18703-1	N	Magnesium	8.8	4200	4200	MG/KG	
SW6020/NONE	SO	072SB-0092-0001-SO	240-18703-1	N	Manganese	0.44	260	260	MG/KG	
SW6020/NONE	SO	072SB-0092-0001-SO	240-18703-1	N	Sodium	8.8	43.0	43.0	MG/KG	
SW6020/NONE	SO	072SB-0092-0001-SO	240-18703-1	N	Nickel	0.088	21.0	21.0	MG/KG	
SW6020/NONE	SO	072SB-0092-0001-SO	240-18703-1	N	Lead	0.088	9.3	9.3	MG/KG	
SW6020/NONE	SO	072SB-0092-0001-SO	240-18703-1	N	Antimony	0.18	0.053	0.053 J	MG/KG	TR
SW6020/NONE	SO	072SB-0092-0001-SO	240-18703-1	N	Selenium	0.44	0.32	0.32 J	MG/KG	TR
SW6020/NONE	SO	072SB-0092-0001-SO	240-18703-1	N	Thallium	0.088	0.11	0.11	MG/KG	
SW6020/NONE	SO	072SB-0092-0001-SO	240-18703-1	N	Vanadium	0.088	12.0	12.0	MG/KG	
SW6020/NONE	SO	072SB-0092-0001-SO	240-18703-1	N	Zinc	0.44	48.0	48.0	MG/KG	
SW6020/NONE	WG	076-0140-0001-ER	240-18703-24	N	Barium	10.0	0.43	0.43 J	UG/L	TR
SW6020/NONE	WG	076-0140-0001-ER	240-18703-24	N	Calcium	100	82.0	82.0 J	UG/L	TR
SW6020/NONE	WG	076-0140-0001-ER	240-18703-24	N	Cobalt	0.50	0.036	0.036 J	UG/L	TR
SW6020/NONE	WG	076-0140-0001-ER	240-18703-24	N	Chromium	2.0	0.76	0.76 J	UG/L	TR
SW6020/NONE	WG	076-0140-0001-ER	240-18703-24	N	Manganese	5.0	1.9	1.9 J	UG/L	TR
SW6020/NONE	WG	076-0140-0001-ER	240-18703-24	N	Sodium	100	150	150	UG/L	
SW6020/NONE	WG	076-0140-0001-ER	240-18703-24	N	Nickel	1.0	0.47	0.47 J	UG/L	TR
SW6020/NONE	WG	076-0140-0001-ER	240-18703-24	N	Thallium	1.0	0.25	0.25 J	UG/L	TR
SW6020/NONE	WG	076-0140-0001-ER	240-18703-24	N	Zinc	5.0	1.1	1.1 J	UG/L	TR

Test Leach	Matrix	FieldSample ID	LabSample ID	Type	Analyte	RL	Lab Result	Qualified Result	Units	Reason
SW7471A/NONE	SO	072SB-0079-0001-SO	240-18703-21	N	Mercury	0.15	0.034	0.034 J	MG/KG	TR
SW7471A/NONE	SO	072SB-0088-0001-SO	240-18703-14	N	Mercury	0.12	0.016	0.016 J	MG/KG	TR
SW7471A/NONE	SO	072SB-0089-0001-SO	240-18703-15	N	Mercury	0.10	0.014	0.014 J	MG/KG	TR

AUTOMATED DATA REVIEW SUMMARY for 240-18703-1_(72-SB_76-TB)

Detected Results

Test Leach	Matrix	FieldSample ID	LabSample ID	Type	Analyte	RL	Lab Result	Qualified Result	Units	Reason
SW8151/NONE	SO	072SB-0080-0001-SO	240-18703-22	N	Dalapon	47.0	33.0	33.0 J	UG/KG	TR/P
SW8151/NONE	SO	072SB-0081-0001-SO	240-18703-23	N	Dalapon	45.0	14.0	14.0 J	UG/KG	TR
Test Leach	**Matrix**	**FieldSample ID**	**LabSample ID**	**Type**	**Analyte**	**RL**	**Lab Result**	**Qualified Result**	**Units**	**Reason**
SW8260B/NONE	SO	072SB-0075-0001-SO	240-18703-18	N	Toluene	4.4	3.8	3.8 J	UG/KG	TR
SW8260B/NONE	SO	072SB-0075-0001-SO	240-18703-18	N	1,2-Dichloroethane	4.4	0.82	0.82 J	UG/KG	TR/J
SW8260B/NONE	SO	072SB-0076-0001-SO	240-18703-19	N	Benzene	4.0	9.9	9.9 J	UG/KG	d
SW8260B/NONE	SO	072SB-0076-0001-SO	240-18703-19	N	Toluene	4.0	52.0	52.0 J	UG/KG	d
SW8260B/NONE	SO	072SB-0076-0001-SO	240-18703-19	N	Ethylbenzene	4.0	22.0	22.0 J	UG/KG	d
SW8260B/NONE	SO	072SB-0076-0001-SO	240-18703-19	N	Xylenes, Total	8.0	150	150 J	UG/KG	d
SW8260B/NONE	SO	072SB-0077-0001-SO	240-18703-20	FD	Benzene	4.6	1.8	1.8 J	UG/KG	TR/d
SW8260B/NONE	SO	072SB-0077-0001-SO	240-18703-20	FD	Toluene	4.6	6.7	6.7 J	UG/KG	d
SW8260B/NONE	SO	072SB-0077-0001-SO	240-18703-20	FD	Ethylbenzene	4.6	0.71	0.71 J	UG/KG	TR/d
SW8260B/NONE	SO	072SB-0077-0001-SO	240-18703-20	FD	Xylenes, Total	9.2	5.4	5.4 J	UG/KG	TR/d
SW8260B/NONE	SO	072SB-0079-0001-SO	240-18703-21	N	Benzene	5.4	46.0	46.0	UG/KG	
SW8260B/NONE	SO	072SB-0079-0001-SO	240-18703-21	N	Toluene	5.4	140	140	UG/KG	
SW8260B/NONE	SO	072SB-0079-0001-SO	240-18703-21	N	Ethylbenzene	5.4	30.0	30.0	UG/KG	
SW8260B/NONE	SO	072SB-0079-0001-SO	240-18703-21	N	Xylenes, Total	11.0	230	230	UG/KG	
SW8260B/NONE	SO	072SB-0080-0001-SO	240-18703-22	FD	Benzene	4.4	8.9	8.9	UG/KG	
SW8260B/NONE	SO	072SB-0080-0001-SO	240-18703-22	FD	Toluene	4.4	87.0	87.0	UG/KG	
SW8260B/NONE	SO	072SB-0080-0001-SO	240-18703-22	FD	Ethylbenzene	4.4	22.0	22.0	UG/KG	
SW8260B/NONE	SO	072SB-0080-0001-SO	240-18703-22	FD	Xylenes, Total	8.8	140	140	UG/KG	
SW8260B/NONE	SO	072SB-0081-0001-SO	240-18703-23	N	Toluene	7.9	5.3	5.3 J	UG/KG	TR
SW8260B/NONE	SO	072SB-0082-0001-SO	240-18703-8	FD	Toluene	4.8	1.7	1.7 J	UG/KG	TR
SW8260B/NONE	SO	072SB-0083-0001-SO	240-18703-9	N	Toluene	4.7	2.7	2.7 J	UG/KG	TR
SW8260B/NONE	SO	072SB-0084-0001-SO	240-18703-10	N	Toluene	4.8	3.5	3.5 J -	UG/KG	I/TR
SW8260B/NONE	SO	072SB-0085-0001-SO	240-18703-11	N	Toluene	6.0	4.3	4.3 J	UG/KG	TR
SW8260B/NONE	SO	072SB-0086-0001-SO	240-18703-12	FD	Toluene	4.8	2.6	2.6 J	UG/KG	TR
SW8260B/NONE	SO	072SB-0087-0001-SO	240-18703-13	N	Toluene	6.1	6.2	6.2	UG/KG	

AUTOMATED DATA REVIEW SUMMARY for 240-18703-1_(72-SB_76-TB)

Detected Results

Test Leach	Matrix	FieldSample ID	LabSample ID	Type	Analyte	RL	Lab Result	Qualified Result	Units	Reason
SW8260B/NONE	SO	072SB-0088-0001-SO	240-18703-14	N	Toluene	4.9	5.2	5.2 J -	UG/KG	I
SW8260B/NONE	SO	072SB-0089-0001-SO	240-18703-15	N	Toluene	5.6	3.8	3.8 J	UG/KG	TR
SW8260B/NONE	SO	072SB-0090-0001-SO	240-18703-16	N	Toluene	5.3	2.8	2.8 J	UG/KG	TR
SW8260B/NONE	SO	072SB-0091-0001-SO	240-18703-17	N	Toluene	6.5	5.0	5.0 J	UG/KG	TR
SW8260B/NONE	SO	072SB-0092-0001-SO	240-18703-1	N	Toluene	4.2	3.1	3.1 J	UG/KG	TR
SW8260B/NONE	WG	076-0140-0001-ER	240-18703-24	N	Chloroform	1.0	0.58	0.58 J	UG/L	TR
SW8260B/NONE	WG	076-0141-0001-TB	240-18703-25	N	Acetone	10.0	12.0	12.0	UG/L	
SW8260B/NONE	WG	076-0141-0001-TB	240-18703-25	N	4-Methyl-2-pentanone (MIBK)	10.0	0.36	0.36 J	UG/L	TR
SW8260B/NONE	WG	076-0142-0001-TB	240-18703-26	N	Acetone	10.0	12.0	12.0	UG/L	
SW8260B/NONE	WG	076-0142-0001-TB	240-18703-26	N	2-Butanone (MEK)	10.0	0.60	0.60 J	UG/L	TR
SW8260B/NONE	WG	076-0142-0001-TB	240-18703-26	N	4-Methyl-2-pentanone (MIBK)	10.0	0.35	0.35 J	UG/L	TR
SW8260B/NONE	WG	076SB-0137-0001-TB	240-18703-2	N	Acetone	10.0	12.0	12.0	UG/L	
SW8260B/NONE	WG	076SB-0137-0001-TB	240-18703-2	N	2-Butanone (MEK)	10.0	0.57	0.57 J	UG/L	TR
SW8260B/NONE	WG	076SB-0137-0001-TB	240-18703-2	N	4-Methyl-2-pentanone (MIBK)	10.0	0.32	0.32 J	UG/L	TR
SW8260B/NONE	WG	076SB-0138-0001-TB	240-18703-3	N	Acetone	10.0	14.0	14.0	UG/L	
SW8260B/NONE	WG	076SB-0138-0001-TB	240-18703-3	N	2-Butanone (MEK)	10.0	0.69	0.69 J	UG/L	TR
SW8260B/NONE	WG	076SB-0139-0001-TB	240-18703-4	N	Acetone	10.0	15.0	15.0	UG/L	
SW8260B/NONE	WG	076SB-0139-0001-TB	240-18703-4	N	2-Butanone (MEK)	10.0	0.64	0.64 J	UG/L	TR
SW8260B/NONE	WG	076SB-0139-0001-TB	240-18703-4	N	4-Methyl-2-pentanone (MIBK)	10.0	0.39	0.39 J	UG/L	TR

Test Leach	Matrix	FieldSample ID	LabSample ID	Type	Analyte	RL	Lab Result	Qualified Result	Units	Reason
SW8270C/NONE	SO	072SB-0075-0001-SO	240-18703-18	N	Benzo(b)fluoranthene	7.7	3.8	3.8 J	UG/KG	TR
SW8270C/NONE	SO	072SB-0076-0001-SO	240-18703-19	N	Acenaphthylene	7.9	7.6	7.6 J	UG/KG	TR
SW8270C/NONE	SO	072SB-0076-0001-SO	240-18703-19	N	Anthracene	7.9	5.8	5.8 J	UG/KG	TR
SW8270C/NONE	SO	072SB-0076-0001-SO	240-18703-19	N	Benzo(a)anthracene	7.9	55.0	55.0 J	UG/KG	d
SW8270C/NONE	SO	072SB-0076-0001-SO	240-18703-19	N	Benzo(a)pyrene	7.9	40.0	40.0 J	UG/KG	d
SW8270C/NONE	SO	072SB-0076-0001-SO	240-18703-19	N	Benzo(b)fluoranthene	7.9	65.0	65.0 J	UG/KG	d
SW8270C/NONE	SO	072SB-0076-0001-SO	240-18703-19	N	Benzo(g,h,i)perylene	7.9	34.0	34.0 J	UG/KG	d
SW8270C/NONE	SO	072SB-0076-0001-SO	240-18703-19	N	Benzo(k)fluoranthene	7.9	22.0	22.0 J	UG/KG	d

AUTOMATED DATA REVIEW SUMMARY for 240-18703-1_(72-SB_76-TB)

Detected Results

Test Leach	Matrix	FieldSample ID	LabSample ID	Type	Analyte	RL	Lab Result	Qualified Result	Units	Reason
SW8270C/NONE	SO	072SB-0076-0001-SO	240-18703-19	N	Chrysene	7.9	41.0	41.0 J	UG/KG	d
SW8270C/NONE	SO	072SB-0076-0001-SO	240-18703-19	N	Fluoranthene	7.9	96.0	96.0 J	UG/KG	d
SW8270C/NONE	SO	072SB-0076-0001-SO	240-18703-19	N	Indeno(1,2,3-c,d)pyrene	7.9	22.0	22.0 J	UG/KG	d
SW8270C/NONE	SO	072SB-0076-0001-SO	240-18703-19	N	Phenanthrene	7.9	47.0	47.0 J	UG/KG	d
SW8270C/NONE	SO	072SB-0076-0001-SO	240-18703-19	N	Pyrene	7.9	77.0	77.0	UG/KG	
SW8270C/NONE	SO	072SB-0077-0001-SO	240-18703-20	FD	Anthracene	8.2	4.8	4.8 J	UG/KG	TR
SW8270C/NONE	SO	072SB-0077-0001-SO	240-18703-20	FD	Benzo(a)anthracene	8.2	24.0	24.0 J	UG/KG	d
SW8270C/NONE	SO	072SB-0077-0001-SO	240-18703-20	FD	Benzo(a)pyrene	8.2	16.0	16.0 J	UG/KG	d
SW8270C/NONE	SO	072SB-0077-0001-SO	240-18703-20	FD	Benzo(b)fluoranthene	8.2	22.0	22.0 J	UG/KG	d
SW8270C/NONE	SO	072SB-0077-0001-SO	240-18703-20	FD	Benzo(g,h,i)perylene	8.2	20.0	20.0 J	UG/KG	d
SW8270C/NONE	SO	072SB-0077-0001-SO	240-18703-20	FD	Benzo(k)fluoranthene	8.2	8.9	8.9 J	UG/KG	d
SW8270C/NONE	SO	072SB-0077-0001-SO	240-18703-20	FD	Chrysene	8.2	17.0	17.0 J	UG/KG	d
SW8270C/NONE	SO	072SB-0077-0001-SO	240-18703-20	FD	Fluoranthene	8.2	34.0	34.0 J	UG/KG	d
SW8270C/NONE	SO	072SB-0077-0001-SO	240-18703-20	FD	Indeno(1,2,3-c,d)pyrene	8.2	10.0	10.0 J	UG/KG	d
SW8270C/NONE	SO	072SB-0077-0001-SO	240-18703-20	FD	Phenanthrene	8.2	21.0	21.0 J	UG/KG	d
SW8270C/NONE	SO	072SB-0077-0001-SO	240-18703-20	FD	Pyrene	8.2	26.0	26.0	UG/KG	
SW8270C/NONE	SO	072SB-0079-0001-SO	240-18703-21	N	Acenaphthylene	8.7	5.3	5.3 J	UG/KG	TR
SW8270C/NONE	SO	072SB-0079-0001-SO	240-18703-21	N	Anthracene	8.7	5.5	5.5 J	UG/KG	TR
SW8270C/NONE	SO	072SB-0079-0001-SO	240-18703-21	N	Benzo(a)anthracene	8.7	46.0	46.0	UG/KG	
SW8270C/NONE	SO	072SB-0079-0001-SO	240-18703-21	N	Benzo(a)pyrene	8.7	37.0	37.0	UG/KG	
SW8270C/NONE	SO	072SB-0079-0001-SO	240-18703-21	N	Benzo(b)fluoranthene	8.7	50.0	50.0	UG/KG	
SW8270C/NONE	SO	072SB-0079-0001-SO	240-18703-21	N	Benzo(g,h,i)perylene	8.7	32.0	32.0	UG/KG	
SW8270C/NONE	SO	072SB-0079-0001-SO	240-18703-21	N	Benzo(k)fluoranthene	8.7	21.0	21.0	UG/KG	
SW8270C/NONE	SO	072SB-0079-0001-SO	240-18703-21	N	Chrysene	8.7	35.0	35.0	UG/KG	
SW8270C/NONE	SO	072SB-0079-0001-SO	240-18703-21	N	Fluoranthene	8.7	74.0	74.0	UG/KG	
SW8270C/NONE	SO	072SB-0079-0001-SO	240-18703-21	N	Indeno(1,2,3-c,d)pyrene	8.7	20.0	20.0	UG/KG	
SW8270C/NONE	SO	072SB-0079-0001-SO	240-18703-21	N	2-Methylnaphthalene	8.7	11.0	11.0	UG/KG	
SW8270C/NONE	SO	072SB-0079-0001-SO	240-18703-21	N	Naphthalene	8.7	7.6	7.6 J	UG/KG	TR

AUTOMATED DATA REVIEW SUMMARY for 240-18703-1_(72-SB_76-TB)

Detected Results

Test Leach	Matrix	FieldSample ID	LabSample ID	Type	Analyte	RL	Lab Result	Qualified Result	Units	Reason
SW8270C/NONE	SO	072SB-0079-0001-SO	240-18703-21	N	Phenanthrene	8.7	32.0	32.0	UG/KG	
SW8270C/NONE	SO	072SB-0079-0001-SO	240-18703-21	N	Pyrene	8.7	57.0	57.0	UG/KG	
SW8270C/NONE	SO	072SB-0080-0001-SO	240-18703-22	FD	Benzo(b)fluoranthene	7.8	6.1	6.1 J	UG/KG	TR
SW8270C/NONE	SO	072SB-0080-0001-SO	240-18703-22	FD	Chrysene	7.8	4.5	4.5 J	UG/KG	TR
SW8270C/NONE	SO	072SB-0080-0001-SO	240-18703-22	FD	2-Methylnaphthalene	7.8	17.0	17.0	UG/KG	
SW8270C/NONE	SO	072SB-0080-0001-SO	240-18703-22	FD	Naphthalene	7.8	12.0	12.0	UG/KG	
SW8270C/NONE	SO	072SB-0081-0001-SO	240-18703-23	N	bis(2-Ethylhexyl) Phthalate	56.0	31.0	31.0 J	UG/KG	TR
SW8270C/NONE	SO	072SB-0082-0001-SO	240-18703-8	FD	Anthracene	7.8	8.8	8.8	UG/KG	
SW8270C/NONE	SO	072SB-0082-0001-SO	240-18703-8	FD	Benzo(a)anthracene	7.8	17.0	17.0	UG/KG	
SW8270C/NONE	SO	072SB-0082-0001-SO	240-18703-8	FD	Benzo(a)pyrene	7.8	9.6	9.6	UG/KG	
SW8270C/NONE	SO	072SB-0082-0001-SO	240-18703-8	FD	Benzo(b)fluoranthene	7.8	13.0	13.0	UG/KG	
SW8270C/NONE	SO	072SB-0082-0001-SO	240-18703-8	FD	Benzo(g,h,i)perylene	7.8	17.0	17.0	UG/KG	
SW8270C/NONE	SO	072SB-0082-0001-SO	240-18703-8	FD	Benzo(k)fluoranthene	7.8	5.6	5.6 J	UG/KG	TR
SW8270C/NONE	SO	072SB-0082-0001-SO	240-18703-8	FD	Chrysene	7.8	9.2	9.2	UG/KG	
SW8270C/NONE	SO	072SB-0082-0001-SO	240-18703-8	FD	Dibenzofuran	59.0	12.0	12.0 J	UG/KG	TR
SW8270C/NONE	SO	072SB-0082-0001-SO	240-18703-8	FD	Fluorene	7.8	11.0	11.0	UG/KG	
SW8270C/NONE	SO	072SB-0082-0001-SO	240-18703-8	FD	Fluoranthene	7.8	15.0	15.0	UG/KG	
SW8270C/NONE	SO	072SB-0082-0001-SO	240-18703-8	FD	Indeno(1,2,3-c,d)pyrene	7.8	7.6	7.6 J	UG/KG	TR
SW8270C/NONE	SO	072SB-0082-0001-SO	240-18703-8	FD	2-Methylnaphthalene	7.8	17.0	17.0	UG/KG	
SW8270C/NONE	SO	072SB-0082-0001-SO	240-18703-8	FD	Naphthalene	7.8	7.0	7.0 J	UG/KG	TR
SW8270C/NONE	SO	072SB-0082-0001-SO	240-18703-8	FD	Phenanthrene	7.8	20.0	20.0	UG/KG	
SW8270C/NONE	SO	072SB-0082-0001-SO	240-18703-8	FD	Pyrene	7.8	22.0	22.0	UG/KG	
SW8270C/NONE	SO	072SB-0084-0001-SO	240-18703-10	N	Chrysene	7.7	5.3	5.3 J	UG/KG	TR
SW8270C/NONE	SO	072SB-0084-0001-SO	240-18703-10	N	Phenanthrene	7.7	8.9	8.9	UG/KG	
SW8270C/NONE	SO	072SB-0087-0001-SO	240-18703-13	N	Benzo(a)anthracene	7.2	13.0	13.0	UG/KG	
SW8270C/NONE	SO	072SB-0087-0001-SO	240-18703-13	N	Benzo(b)fluoranthene	7.2	9.3	9.3	UG/KG	
SW8270C/NONE	SO	072SB-0087-0001-SO	240-18703-13	N	Benzo(k)fluoranthene	7.2	3.6	3.6 J	UG/KG	TR
SW8270C/NONE	SO	072SB-0087-0001-SO	240-18703-13	N	Chrysene	7.2	5.5	5.5 J	UG/KG	TR

AUTOMATED DATA REVIEW SUMMARY for 240-18703-1_(72-SB_76-TB)

Detected Results

Test Leach	Matrix	FieldSample ID	LabSample ID	Type	Analyte	RL	Lab Result	Qualified Result	Units	Reason
SW8270C/NONE	SO	072SB-0087-0001-SO	240-18703-13	N	Fluoranthene	7.2	12.0	12.0	UG/KG	
SW8270C/NONE	SO	072SB-0087-0001-SO	240-18703-13	N	2-Methylnaphthalene	7.2	3.9	3.9 J	UG/KG	TR
SW8270C/NONE	SO	072SB-0087-0001-SO	240-18703-13	N	Phenanthrene	7.2	3.6	3.6 J	UG/KG	TR
SW8270C/NONE	SO	072SB-0087-0001-SO	240-18703-13	N	Pyrene	7.2	7.6	7.6	UG/KG	
SW8270C/NONE	SO	072SB-0088-0001-SO	240-18703-14	N	Fluorene	7.3	5.6	5.6 J	UG/KG	TR
SW8270C/NONE	SO	072SB-0088-0001-SO	240-18703-14	N	Fluoranthene	7.3	12.0	12.0	UG/KG	
SW8270C/NONE	SO	072SB-0088-0001-SO	240-18703-14	N	Pyrene	7.3	10.0	10.0	UG/KG	
SW8270C/NONE	SO	072SB-0089-0001-SO	240-18703-15	N	Fluoranthene	7.5	5.5	5.5 J	UG/KG	TR
SW8270C/NONE	SO	072SB-0089-0001-SO	240-18703-15	N	Phenanthrene	7.5	4.1	4.1 J	UG/KG	TR
SW8270C/NONE	SO	072SB-0089-0001-SO	240-18703-15	N	Pyrene	7.5	3.9	3.9 J	UG/KG	TR
SW8270C/NONE	SO	072SB-0090-0001-SO	240-18703-16	N	Benzo(a)anthracene	7.5	11.0	11.0	UG/KG	
SW8270C/NONE	SO	072SB-0090-0001-SO	240-18703-16	N	Chrysene	7.5	4.0	4.0 J	UG/KG	TR
SW8270C/NONE	SO	072SB-0090-0001-SO	240-18703-16	N	Fluoranthene	7.5	6.3	6.3 J	UG/KG	TR
SW8270C/NONE	SO	072SB-0090-0001-SO	240-18703-16	N	Phenanthrene	7.5	4.5	4.5 J	UG/KG	TR
SW8270C/NONE	SO	072SB-0090-0001-SO	240-18703-16	N	Pyrene	7.5	5.0	5.0 J	UG/KG	TR

AUTOMATED DATA REVIEW SUMMARY for 240-18703-1_(72-SB_76-TB)

AUTOMATED DATA REVIEW SUMMARY for 240-18703-1_(72-SB_76-TB)

Rejected Results

Test Leach	Matrix	FieldSample ID	Type	Analyte	RL	Lab Result	Qualified Result	Units	Reason
SW8270C/NONE	SO	072SB-0075-0001-SO	N	Benzoic acid	770	770	R	UG/KG	c
SW8270C/NONE	SO	072SB-0076-0001-SO	N	Benzoic acid	780	780	R	UG/KG	c/J
SW8270C/NONE	SO	072SB-0077-0001-SO	FD	Benzoic acid	810	810	R	UG/KG	c/J
SW8270C/NONE	SO	072SB-0079-0001-SO	N	Benzoic acid	870	870	R	UG/KG	c/J
SW8270C/NONE	SO	072SB-0080-0001-SO	FD	Benzoic acid	770	770	R	UG/KG	c/J
SW8270C/NONE	SO	072SB-0081-0001-SO	N	Benzoic acid	740	740	R	UG/KG	c
SW8270C/NONE	SO	072SB-0082-0001-SO	FD	Benzoic acid	770	770	R	UG/KG	c/J
SW8270C/NONE	SO	072SB-0083-0001-SO	N	Benzoic acid	760	760	R	UG/KG	c/J
SW8270C/NONE	SO	072SB-0084-0001-SO	N	Benzoic acid	760	760	R	UG/KG	c/J
SW8270C/NONE	SO	072SB-0085-0001-SO	N	Benzoic acid	770	770	R	UG/KG	c/J
SW8270C/NONE	SO	072SB-0086-0001-SO	FD	Benzoic acid	760	760	R	UG/KG	c/J
SW8270C/NONE	SO	072SB-0087-0001-SO	N	Benzoic acid	710	710	R	UG/KG	c/J
SW8270C/NONE	SO	072SB-0088-0001-SO	N	Benzoic acid	720	720	R	UG/KG	c/J
SW8270C/NONE	SO	072SB-0089-0001-SO	N	Benzoic acid	740	740	R	UG/KG	c/J
SW8270C/NONE	SO	072SB-0090-0001-SO	N	Benzoic acid	740	740	R	UG/KG	c/J
SW8270C/NONE	SO	072SB-0091-0001-SO	N	Benzoic acid	750	750	R	UG/KG	c/J

AUTOMATED DATA REVIEW SUMMARY for 240-18703-1_(72-SB_76-TB)

Anomalies Count

SDG Name: 240-18703-1_(72-SB_76-TB)

Test/Extraction Method/Leach	# of Field Samples Outside of Compliance	# of Analytes Outside of Compliance
E353.2/METHOD/NONE	2	2
M8015D/SW3540C/NONE	18	36
M8015V/SW5035/NONE	7	8
SW6020/SW3050B/NONE	13	58
SW7471A/TOTAL/NONE	15	15
SW8081/SW3540C/NONE	2	41
SW8082/SW3540C/NONE	3	21
SW8260B/SW5035/NONE	9	37
SW8270C/SW3550/NONE	16	66
SW8330B/METHOD/NONE	1	3

Anomalies are cases where the reported RL exceeds that specified in the governing project document.

AUTOMATED DATA REVIEW SUMMARY for 240-18703-1_(72-SB_76-TB)

Reporting Anomalies

SDG Name: 240-18703-1_(72-SB_76-TB)

Test Leach	FieldSample ID	Type	Dilution	Analyte	Result	DL	RL	Project RL	Units
E353.2/NONE	072SB-0075-0001-SO	N	1	Nitrocellulose	55 U	8.6	55	5	MG/KG
E353.2/NONE	072SB-0082-0001-SO	FD	1	Nitrocellulose	49 U	7.6	49	5	MG/KG
Test Leach	**FieldSample ID**	**Type**	**Dilution**	**Analyte**	**Result**	**DL**	**RL**	**Project RL**	**Units**
M8015D/NONE	072SB-0075-0001-SO	N	1	C10-C20 Diesel Range Organics	19 U	11	19	10	MG/KG
M8015D/NONE	072SB-0075-0001-SO	N	1	C20-C34 Motor Oil Range Organics	19 U	11	19	10	MG/KG
M8015D/NONE	072SB-0076-0001-SO	N	1	C10-C20 Diesel Range Organics	20 U	11	20	10	MG/KG
M8015D/NONE	072SB-0076-0001-SO	N	1	C20-C34 Motor Oil Range Organics	20 U	11	20	10	MG/KG
M8015D/NONE	072SB-0077-0001-SO	FD	1	C10-C20 Diesel Range Organics	20 U	11	20	10	MG/KG
M8015D/NONE	072SB-0077-0001-SO	FD	1	C20-C34 Motor Oil Range Organics	20 U	11	20	10	MG/KG
M8015D/NONE	072SB-0079-0001-SO	N	1	C10-C20 Diesel Range Organics	22 U	12	22	10	MG/KG
M8015D/NONE	072SB-0079-0001-SO	N	1	C20-C34 Motor Oil Range Organics	22 U	12	22	10	MG/KG
M8015D/NONE	072SB-0080-0001-SO	FD	1	C10-C20 Diesel Range Organics	20 U	11	20	10	MG/KG
M8015D/NONE	072SB-0080-0001-SO	FD	1	C20-C34 Motor Oil Range Organics	20 U	11	20	10	MG/KG
M8015D/NONE	072SB-0081-0001-SO	N	1	C10-C20 Diesel Range Organics	19 U	10	19	10	MG/KG
M8015D/NONE	072SB-0081-0001-SO	N	1	C20-C34 Motor Oil Range Organics	19 U	10	19	10	MG/KG
M8015D/NONE	072SB-0082-0001-SO	FD	1	C10-C20 Diesel Range Organics	220	11	20	10	MG/KG
M8015D/NONE	072SB-0082-0001-SO	FD	1	C20-C34 Motor Oil Range Organics	25	11	20	10	MG/KG
M8015D/NONE	072SB-0083-0001-SO	N	1	C10-C20 Diesel Range Organics	19 U	11	19	10	MG/KG
M8015D/NONE	072SB-0083-0001-SO	N	1	C20-C34 Motor Oil Range Organics	19 U	11	19	10	MG/KG
M8015D/NONE	072SB-0084-0001-SO	N	1	C10-C20 Diesel Range Organics	19 U	11	19	10	MG/KG
M8015D/NONE	072SB-0084-0001-SO	N	1	C20-C34 Motor Oil Range Organics	19 U	11	19	10	MG/KG
M8015D/NONE	072SB-0085-0001-SO	N	1	C10-C20 Diesel Range Organics	20 U	11	20	10	MG/KG
M8015D/NONE	072SB-0085-0001-SO	N	1	C20-C34 Motor Oil Range Organics	20 U	11	20	10	MG/KG
M8015D/NONE	072SB-0086-0001-SO	FD	1	C10-C20 Diesel Range Organics	19 U	11	19	10	MG/KG
M8015D/NONE	072SB-0086-0001-SO	FD	1	C20-C34 Motor Oil Range Organics	19 U	11	19	10	MG/KG
M8015D/NONE	072SB-0087-0001-SO	N	1	C10-C20 Diesel Range Organics	18 U	9.9	18	10	MG/KG
M8015D/NONE	072SB-0087-0001-SO	N	1	C20-C34 Motor Oil Range Organics	18 U	9.9	18	10	MG/KG
M8015D/NONE	072SB-0088-0001-SO	N	1	C10-C20 Diesel Range Organics	18 U	10	18	10	MG/KG

Reporting Anomalies are cases where the reported RL exceeds that specified in the governing project document.

AUTOMATED DATA REVIEW SUMMARY for 240-18703-1_(72-SB_76-TB)

Reporting Anomalies

SDG Name: 240-18703-1_(72-SB_76-TB)

Test Leach	FieldSample ID	Type	Dilution	Analyte	Result	DL	RL	Project RL	Units
M8015D/NONE	072SB-0088-0001-SO	N	1	C20-C34 Motor Oil Range Organics	11 J	10	18	10	MG/KG
M8015D/NONE	072SB-0089-0001-SO	N	1	C10-C20 Diesel Range Organics	18 U	10	18	10	MG/KG
M8015D/NONE	072SB-0089-0001-SO	N	1	C20-C34 Motor Oil Range Organics	18 U	10	18	10	MG/KG
M8015D/NONE	072SB-0090-0001-SO	N	1	C10-C20 Diesel Range Organics	18 U	10	18	10	MG/KG
M8015D/NONE	072SB-0090-0001-SO	N	1	C20-C34 Motor Oil Range Organics	14 J	10	18	10	MG/KG
M8015D/NONE	072SB-0091-0001-SO	N	1	C10-C20 Diesel Range Organics	19 U	11	19	10	MG/KG
M8015D/NONE	072SB-0091-0001-SO	N	1	C20-C34 Motor Oil Range Organics	19 U	11	19	10	MG/KG
M8015D/NONE	072SB-0092-0001-SO	N	1	C10-C20 Diesel Range Organics	19 U	11	19	10	MG/KG
M8015D/NONE	072SB-0092-0001-SO	N	1	C20-C34 Motor Oil Range Organics	19 U	11	19	10	MG/KG
M8015D/NONE	076-0140-0001-ER	N	1	C10-C20 Diesel Range Organics	480 U	230	480	0.5	UG/L
M8015D/NONE	076-0140-0001-ER	N	1	C20-C34 Motor Oil Range Organics	480 U	230	480	0.5	UG/L
Test Leach	**FieldSample ID**	**Type**	**Dilution**	**Analyte**	**Result**	**DL**	**RL**	**Project RL**	**Units**
M8015V/NONE	072SB-0077-0001-SO	FD	1	Petroleum Hydrocarbons C6-C12	2900 J	1700	5000	100	UG/KG
M8015V/NONE	072SB-0079-0001-SO	N	1	Petroleum Hydrocarbons C6-C12	860	50	110	100	UG/KG
M8015V/NONE	072SB-0080-0001-SO	FD	1	Petroleum Hydrocarbons C6-C12	4200 J	1700	5100	100	UG/KG
M8015V/NONE	072SB-0082-0001-SO	FD	2	Petroleum Hydrocarbons C6-C12	37000	3000	8800	100	UG/KG
M8015V/NONE	072SB-0082-0001-SO	FD	2	Petroleum Hydrocarbons C6-C12	43000	3000	8800	100	UG/KG
M8015V/NONE	072SB-0084-0001-SO	N	1	Petroleum Hydrocarbons C6-C12	120 U	54	120	100	UG/KG
M8015V/NONE	072SB-0085-0001-SO	N	1	Petroleum Hydrocarbons C6-C12	130 U	58	130	100	UG/KG
M8015V/NONE	072SB-0087-0001-SO	N	1	Petroleum Hydrocarbons C6-C12	150 U	67	150	100	UG/KG
Test Leach	**FieldSample ID**	**Type**	**Dilution**	**Analyte**	**Result**	**DL**	**RL**	**Project RL**	**Units**
SW6020/NONE	072SB-0075-0001-SO	N	1	Barium	53	0.011	1.1	1	MG/KG
SW6020/NONE	072SB-0075-0001-SO	N	1	Beryllium	0.63	0.008	0.11	0.1	MG/KG
SW6020/NONE	072SB-0075-0001-SO	N	1	Cadmium	0.16	0.014	0.11	0.1	MG/KG
SW6020/NONE	072SB-0075-0001-SO	N	1	Calcium	2000	1.4	11	10	MG/KG
SW6020/NONE	072SB-0075-0001-SO	N	1	Magnesium	4800	1.2	11	10	MG/KG
SW6020/NONE	072SB-0075-0001-SO	N	1	Selenium	0.5 J	0.055	0.54	0.5	MG/KG
SW6020/NONE	072SB-0076-0001-SO	N	1	Barium	56 J	0.012	1.1	1	MG/KG

Reporting Anomalies are cases where the reported RL exceeds that specified in the governing project document.

AUTOMATED DATA REVIEW SUMMARY for 240-18703-1_(72-SB_76-TB)

Reporting Anomalies

SDG Name: 240-18703-1_(72-SB_76-TB)

Test Leach	FieldSample ID	Type	Dilution	Analyte	Result	DL	RL	Project RL	Units
SW6020/NONE	072SB-0076-0001-SO	N	1	Beryllium	0.55	0.0082	0.11	0.1	MG/KG
SW6020/NONE	072SB-0076-0001-SO	N	1	Cadmium	0.18	0.015	0.11	0.1	MG/KG
SW6020/NONE	072SB-0076-0001-SO	N	1	Calcium	1300	1.5	11	10	MG/KG
SW6020/NONE	072SB-0076-0001-SO	N	1	Magnesium	2600	1.2	11	10	MG/KG
SW6020/NONE	072SB-0076-0001-SO	N	1	Selenium	0.56	0.056	0.55	0.5	MG/KG
SW6020/NONE	072SB-0077-0001-SO	FD	1	Barium	95 J	0.012	1.1	1	MG/KG
SW6020/NONE	072SB-0077-0001-SO	FD	1	Beryllium	0.56	0.0083	0.11	0.1	MG/KG
SW6020/NONE	072SB-0077-0001-SO	FD	1	Cadmium	0.22	0.015	0.11	0.1	MG/KG
SW6020/NONE	072SB-0077-0001-SO	FD	1	Calcium	1400	1.5	11	10	MG/KG
SW6020/NONE	072SB-0077-0001-SO	FD	1	Magnesium	2000	1.2	11	10	MG/KG
SW6020/NONE	072SB-0077-0001-SO	FD	1	Selenium	0.7	0.056	0.55	0.5	MG/KG
SW6020/NONE	072SB-0079-0001-SO	N	1	Barium	69	0.013	1.2	1	MG/KG
SW6020/NONE	072SB-0079-0001-SO	N	1	Beryllium	0.6	0.0092	0.12	0.1	MG/KG
SW6020/NONE	072SB-0079-0001-SO	N	1	Cadmium	0.2	0.016	0.12	0.1	MG/KG
SW6020/NONE	072SB-0079-0001-SO	N	1	Calcium	1600	1.6	12	10	MG/KG
SW6020/NONE	072SB-0079-0001-SO	N	1	Magnesium	2700	1.3	12	10	MG/KG
SW6020/NONE	072SB-0079-0001-SO	N	1	Selenium	0.76	0.063	0.62	0.5	MG/KG
SW6020/NONE	072SB-0080-0001-SO	FD	1	Barium	47	0.011	1.1	1	MG/KG
SW6020/NONE	072SB-0080-0001-SO	FD	1	Beryllium	0.63	0.008	0.11	0.1	MG/KG
SW6020/NONE	072SB-0080-0001-SO	FD	1	Cadmium	0.25	0.014	0.11	0.1	MG/KG
SW6020/NONE	072SB-0080-0001-SO	FD	1	Calcium	4600	1.4	11	10	MG/KG
SW6020/NONE	072SB-0080-0001-SO	FD	1	Magnesium	5800	1.2	11	10	MG/KG
SW6020/NONE	072SB-0080-0001-SO	FD	1	Selenium	0.46 J	0.054	0.53	0.5	MG/KG
SW6020/NONE	072SB-0082-0001-SO	FD	1	Barium	38	0.012	1.1	1	MG/KG
SW6020/NONE	072SB-0082-0001-SO	FD	1	Beryllium	0.47	0.0086	0.11	0.1	MG/KG
SW6020/NONE	072SB-0082-0001-SO	FD	1	Cadmium	0.14	0.015	0.11	0.1	MG/KG
SW6020/NONE	072SB-0082-0001-SO	FD	1	Calcium	7500	1.5	11	10	MG/KG
SW6020/NONE	072SB-0082-0001-SO	FD	1	Magnesium	5500	1.2	11	10	MG/KG
SW6020/NONE	072SB-0082-0001-SO	FD	1	Selenium	0.54 J	0.058	0.57	0.5	MG/KG

Reporting Anomalies are cases where the reported RL exceeds that specified in the governing project document.

AUTOMATED DATA REVIEW SUMMARY for 240-18703-1_(72-SB_76-TB)

Reporting Anomalies

SDG Name: 240-18703-1_(72-SB_76-TB)

Test Leach	FieldSample ID	Type	Dilution	Analyte	Result	DL	RL	Project RL	Units
SW6020/NONE	072SB-0083-0001-SO	N	1	Selenium	0.47 J	0.052	0.51	0.5	MG/KG
SW6020/NONE	072SB-0084-0001-SO	N	1	Barium	35	0.012	1.1	1	MG/KG
SW6020/NONE	072SB-0084-0001-SO	N	1	Beryllium	0.48	0.0083	0.11	0.1	MG/KG
SW6020/NONE	072SB-0084-0001-SO	N	1	Cadmium	0.14	0.015	0.11	0.1	MG/KG
SW6020/NONE	072SB-0084-0001-SO	N	1	Calcium	7300	1.5	11	10	MG/KG
SW6020/NONE	072SB-0084-0001-SO	N	1	Magnesium	5300	1.2	11	10	MG/KG
SW6020/NONE	072SB-0084-0001-SO	N	1	Selenium	0.49 J	0.056	0.55	0.5	MG/KG
SW6020/NONE	072SB-0085-0001-SO	N	1	Barium	32	0.012	1.1	1	MG/KG
SW6020/NONE	072SB-0085-0001-SO	N	1	Beryllium	0.44	0.0085	0.11	0.1	MG/KG
SW6020/NONE	072SB-0085-0001-SO	N	1	Cadmium	0.13	0.015	0.11	0.1	MG/KG
SW6020/NONE	072SB-0085-0001-SO	N	1	Calcium	8400	1.5	11	10	MG/KG
SW6020/NONE	072SB-0085-0001-SO	N	1	Magnesium	5300	1.2	11	10	MG/KG
SW6020/NONE	072SB-0085-0001-SO	N	1	Selenium	0.46 J	0.057	0.56	0.5	MG/KG
SW6020/NONE	072SB-0086-0001-SO	FD	1	Selenium	0.4 J	0.051	0.51	0.5	MG/KG
SW6020/NONE	072SB-0089-0001-SO	N	1	Selenium	0.46 J	0.052	0.51	0.5	MG/KG
SW6020/NONE	072SB-0090-0001-SO	N	1	Selenium	0.28 J	0.053	0.52	0.5	MG/KG
SW6020/NONE	072SB-0091-0001-SO	N	1	Barium	31	0.012	1.1	1	MG/KG
SW6020/NONE	072SB-0091-0001-SO	N	1	Beryllium	0.46	0.0083	0.11	0.1	MG/KG
SW6020/NONE	072SB-0091-0001-SO	N	1	Cadmium	0.15	0.015	0.11	0.1	MG/KG
SW6020/NONE	072SB-0091-0001-SO	N	1	Calcium	5700	1.5	11	10	MG/KG
SW6020/NONE	072SB-0091-0001-SO	N	1	Magnesium	5400	1.2	11	10	MG/KG
SW6020/NONE	072SB-0091-0001-SO	N	1	Selenium	0.49 J	0.056	0.55	0.5	MG/KG
SW6020/NONE	076-0140-0001-ER	N	1	Cadmium	1 U	0.13	1	0.5	UG/L
Test Leach	**FieldSample ID**	**Type**	**Dilution**	**Analyte**	**Result**	**DL**	**RL**	**Project RL**	**Units**
SW7471A/NONE	072SB-0075-0001-SO	N	1	Mercury	0.11 U	0.016	0.11	0.1	MG/KG
SW7471A/NONE	072SB-0076-0001-SO	N	1	Mercury	0.14 U	0.019	0.14	0.1	MG/KG
SW7471A/NONE	072SB-0077-0001-SO	FD	1	Mercury	0.13 U	0.019	0.13	0.1	MG/KG
SW7471A/NONE	072SB-0079-0001-SO	N	1	Mercury	0.034 J	0.021	0.15	0.1	MG/KG
SW7471A/NONE	072SB-0080-0001-SO	FD	1	Mercury	0.13 U	0.018	0.13	0.1	MG/KG

Reporting Anomalies are cases where the reported RL exceeds that specified in the governing project document.

AUTOMATED DATA REVIEW SUMMARY for 240-18703-1_(72-SB_76-TB)

Reporting Anomalies

SDG Name: 240-18703-1_(72-SB_76-TB)

Test Leach	FieldSample ID	Type	Dilution	Analyte	Result	DL	RL	Project RL	Units
SW7471A/NONE	072SB-0081-0001-SO	N	1	Mercury	0.12 U	0.016	0.12	0.1	MG/KG
SW7471A/NONE	072SB-0082-0001-SO	FD	1	Mercury	0.13 U	0.018	0.13	0.1	MG/KG
SW7471A/NONE	072SB-0083-0001-SO	N	1	Mercury	0.11 U	0.016	0.11	0.1	MG/KG
SW7471A/NONE	072SB-0084-0001-SO	N	1	Mercury	0.13 U	0.018	0.13	0.1	MG/KG
SW7471A/NONE	072SB-0085-0001-SO	N	1	Mercury	0.13 U	0.019	0.13	0.1	MG/KG
SW7471A/NONE	072SB-0086-0001-SO	FD	1	Mercury	0.12 U	0.017	0.12	0.1	MG/KG
SW7471A/NONE	072SB-0088-0001-SO	N	1	Mercury	0.016 J	0.016	0.12	0.1	MG/KG
SW7471A/NONE	072SB-0090-0001-SO	N	1	Mercury	0.11 U	0.015	0.11	0.1	MG/KG
SW7471A/NONE	072SB-0091-0001-SO	N	1	Mercury	0.11 U	0.015	0.11	0.1	MG/KG
SW7471A/NONE	072SB-0092-0001-SO	N	1	Mercury	0.13 U	0.018	0.13	0.1	MG/KG

Test Leach	FieldSample ID	Type	Dilution	Analyte	Result	DL	RL	Project RL	Units
SW8081/NONE	072SB-0075-0001-SO	N	1	Aldrin	4.6 UJ	1.4	4.6	1.7	UG/KG
SW8081/NONE	072SB-0075-0001-SO	N	1	alpha-BHC (alpha-Hexachlorocyclohexane)	2.8 UJ	0.83	2.8	1.7	UG/KG
SW8081/NONE	072SB-0075-0001-SO	N	1	alpha-Chlordane	3.4 UJ	1.1	3.4	1.7	UG/KG
SW8081/NONE	072SB-0075-0001-SO	N	1	alpha-Endosulfan	1.9 UJ	0.59	1.9	1.7	UG/KG
SW8081/NONE	072SB-0075-0001-SO	N	1	beta-BHC (beta-Hexachlorocyclohexane)	4 UJ	1.3	4	1.7	UG/KG
SW8081/NONE	072SB-0075-0001-SO	N	1	beta-Endosulfan	2.8 UJ	0.93	2.8	1.7	UG/KG
SW8081/NONE	072SB-0075-0001-SO	N	1	delta-BHC (delta-Hexachlorocyclohexane)	4.6 UJ	1.4	4.6	1.7	UG/KG
SW8081/NONE	072SB-0075-0001-SO	N	1	Dieldrin	1.9 UJ	0.54	1.9	1.7	UG/KG
SW8081/NONE	072SB-0075-0001-SO	N	1	Endosulfan Sulfate	3.4 UJ	0.99	3.4	1.7	UG/KG
SW8081/NONE	072SB-0075-0001-SO	N	1	Endrin	1.9 UJ	0.57	1.9	1.7	UG/KG
SW8081/NONE	072SB-0075-0001-SO	N	1	Endrin Aldehyde	3.4 UJ	1.1	3.4	1.7	UG/KG
SW8081/NONE	072SB-0075-0001-SO	N	1	Endrin Ketone	2.3 UJ	0.72	2.3	1.7	UG/KG
SW8081/NONE	072SB-0075-0001-SO	N	1	gamma-BHC (Lindane)	2.8 UJ	0.84	2.8	1.7	UG/KG
SW8081/NONE	072SB-0075-0001-SO	N	1	gamma-Chlordane	1.9 UJ	0.48	1.9	1.7	UG/KG
SW8081/NONE	072SB-0075-0001-SO	N	1	Heptachlor	4 UJ	1.3	4	1.7	UG/KG
SW8081/NONE	072SB-0075-0001-SO	N	1	Heptachlor Epoxide	2.8 UJ	0.91	2.8	1.7	UG/KG
SW8081/NONE	072SB-0075-0001-SO	N	1	Methoxychlor	5.7 UJ	1.7	5.7	1.7	UG/KG
SW8081/NONE	072SB-0075-0001-SO	N	1	p,p'-DDD	2.3 UJ	0.71	2.3	1.7	UG/KG

Reporting Anomalies are cases where the reported RL exceeds that specified in the governing project document.

AUTOMATED DATA REVIEW SUMMARY for 240-18703-1_(72-SB_76-TB)

Reporting Anomalies

SDG Name: 240-18703-1_(72-SB_76-TB)

Test Leach	FieldSample ID	Type	Dilution	Analyte	Result	DL	RL	Project RL	Units
SW8081/NONE	072SB-0075-0001-SO	N	1	p,p'-DDE	1.9 UJ	0.44	1.9	1.7	UG/KG
SW8081/NONE	072SB-0075-0001-SO	N	1	p,p'-DDT	2.3 UJ	0.72	2.3	1.7	UG/KG
SW8081/NONE	072SB-0082-0001-SO	FD	5	Aldrin	24 UJ	7.2	24	1.7	UG/KG
SW8081/NONE	072SB-0082-0001-SO	FD	5	alpha-BHC (alpha-Hexachlorocyclohexane)	15 UJ	4.4	15	1.7	UG/KG
SW8081/NONE	072SB-0082-0001-SO	FD	5	alpha-Chlordane	18 UJ	5.6	18	1.7	UG/KG
SW8081/NONE	072SB-0082-0001-SO	FD	5	alpha-Endosulfan	10 UJ	3.1	10	1.7	UG/KG
SW8081/NONE	072SB-0082-0001-SO	FD	5	beta-BHC (beta-Hexachlorocyclohexane)	21 UJ	6.6	21	1.7	UG/KG
SW8081/NONE	072SB-0082-0001-SO	FD	5	beta-Endosulfan	15 UJ	4.9	15	1.7	UG/KG
SW8081/NONE	072SB-0082-0001-SO	FD	5	delta-BHC (delta-Hexachlorocyclohexane)	24 UJ	7.2	24	1.7	UG/KG
SW8081/NONE	072SB-0082-0001-SO	FD	5	Dieldrin	10 UJ	2.8	10	1.7	UG/KG
SW8081/NONE	072SB-0082-0001-SO	FD	5	Endosulfan Sulfate	18 UJ	5.2	18	1.7	UG/KG
SW8081/NONE	072SB-0082-0001-SO	FD	5	Endrin	10 UJ	3	10	1.7	UG/KG
SW8081/NONE	072SB-0082-0001-SO	FD	5	Endrin Aldehyde	18 UJ	6	18	1.7	UG/KG
SW8081/NONE	072SB-0082-0001-SO	FD	5	Endrin Ketone	12 UJ	3.8	12	1.7	UG/KG
SW8081/NONE	072SB-0082-0001-SO	FD	5	gamma-BHC (Lindane)	15 UJ	4.4	15	1.7	UG/KG
SW8081/NONE	072SB-0082-0001-SO	FD	5	gamma-Chlordane	10 UJ	2.5	10	1.7	UG/KG
SW8081/NONE	072SB-0082-0001-SO	FD	5	Heptachlor	21 UJ	6.6	21	1.7	UG/KG
SW8081/NONE	072SB-0082-0001-SO	FD	5	Heptachlor Epoxide	15 UJ	4.8	15	1.7	UG/KG
SW8081/NONE	072SB-0082-0001-SO	FD	5	Methoxychlor	30 UJ	9	30	1.7	UG/KG
SW8081/NONE	072SB-0082-0001-SO	FD	5	p,p'-DDD	12 UJ	3.7	12	1.7	UG/KG
SW8081/NONE	072SB-0082-0001-SO	FD	5	p,p'-DDE	10 UJ	2.3	10	1.7	UG/KG
SW8081/NONE	072SB-0082-0001-SO	FD	5	p,p'-DDT	12 UJ	3.8	12	1.7	UG/KG
SW8081/NONE	072SB-0082-0001-SO	FD	5	Toxaphene	400 U	110	400	170	UG/KG
SW8081/NONE	076-0140-0001-ER	N	1	Aldrin	0.048 U	0.0078	0.048	0.03	UG/L
SW8081/NONE	076-0140-0001-ER	N	1	alpha-BHC (alpha-Hexachlorocyclohexane)	0.048 U	0.0067	0.048	0.03	UG/L
SW8081/NONE	076-0140-0001-ER	N	1	Dieldrin	0.048 U	0.0071	0.048	0.03	UG/L
SW8081/NONE	076-0140-0001-ER	N	1	Heptachlor	0.048 U	0.0076	0.048	0.03	UG/L
SW8081/NONE	076-0140-0001-ER	N	1	Heptachlor Epoxide	0.048 U	0.0068	0.048	0.03	UG/L

Reporting Anomalies are cases where the reported RL exceeds that specified in the governing project document.

AUTOMATED DATA REVIEW SUMMARY for 240-18703-1_(72-SB_76-TB)

Reporting Anomalies

SDG Name: 240-18703-1_(72-SB_76-TB)

Test Leach	FieldSample ID	Type	Dilution	Analyte	Result	DL	RL	Project RL	Units
SW8082/NONE	072SB-0075-0001-SO	N	1	PCB-1016 (Arochlor 1016)	74 U	24	74	33	UG/KG
SW8082/NONE	072SB-0075-0001-SO	N	1	PCB-1221 (Arochlor 1221)	57 U	18	57	33	UG/KG
SW8082/NONE	072SB-0075-0001-SO	N	1	PCB-1232 (Arochlor 1232)	51 U	16	51	33	UG/KG
SW8082/NONE	072SB-0075-0001-SO	N	1	PCB-1242 (Arochlor 1242)	46 U	15	46	33	UG/KG
SW8082/NONE	072SB-0075-0001-SO	N	1	PCB-1248 (Arochlor 1248)	63 U	19	63	33	UG/KG
SW8082/NONE	072SB-0075-0001-SO	N	1	PCB-1254 (Arochlor 1254)	63 U	19	63	33	UG/KG
SW8082/NONE	072SB-0075-0001-SO	N	1	PCB-1260 (Arochlor 1260)	63 U	19	63	33	UG/KG
SW8082/NONE	072SB-0082-0001-SO	FD	1	PCB-1016 (Arochlor 1016)	78 U	25	78	33	UG/KG
SW8082/NONE	072SB-0082-0001-SO	FD	1	PCB-1221 (Arochlor 1221)	60 U	19	60	33	UG/KG
SW8082/NONE	072SB-0082-0001-SO	FD	1	PCB-1232 (Arochlor 1232)	54 U	17	54	33	UG/KG
SW8082/NONE	072SB-0082-0001-SO	FD	1	PCB-1242 (Arochlor 1242)	48 U	16	48	33	UG/KG
SW8082/NONE	072SB-0082-0001-SO	FD	1	PCB-1248 (Arochlor 1248)	66 U	20	66	33	UG/KG
SW8082/NONE	072SB-0082-0001-SO	FD	1	PCB-1254 (Arochlor 1254)	66 U	20	66	33	UG/KG
SW8082/NONE	072SB-0082-0001-SO	FD	1	PCB-1260 (Arochlor 1260)	66 U	20	66	33	UG/KG
SW8082/NONE	076-0140-0001-ER	N	1	PCB-1016 (Arochlor 1016)	0.48 U	0.16	0.48	0.2	UG/L
SW8082/NONE	076-0140-0001-ER	N	1	PCB-1221 (Arochlor 1221)	0.48 U	0.12	0.48	0.2	UG/L
SW8082/NONE	076-0140-0001-ER	N	1	PCB-1232 (Arochlor 1232)	0.48 U	0.15	0.48	0.2	UG/L
SW8082/NONE	076-0140-0001-ER	N	1	PCB-1242 (Arochlor 1242)	0.48 U	0.21	0.48	0.2	UG/L
SW8082/NONE	076-0140-0001-ER	N	1	PCB-1248 (Arochlor 1248)	0.48 U	0.095	0.48	0.2	UG/L
SW8082/NONE	076-0140-0001-ER	N	1	PCB-1254 (Arochlor 1254)	0.48 U	0.15	0.48	0.2	UG/L
SW8082/NONE	076-0140-0001-ER	N	1	PCB-1260 (Arochlor 1260)	0.48 U	0.16	0.48	0.2	UG/L

Test Leach	FieldSample ID	Type	Dilution	Analyte	Result	DL	RL	Project RL	Units
SW8260B/NONE	072SB-0075-0001-SO	N	1	1,2-Dichloroethene	8.8 U	0.68	8.8	5	UG/KG
SW8260B/NONE	072SB-0079-0001-SO	N	1	Benzene	46	0.25	5.4	5	UG/KG
SW8260B/NONE	072SB-0079-0001-SO	N	1	Ethylbenzene	30	0.28	5.4	5	UG/KG
SW8260B/NONE	072SB-0079-0001-SO	N	1	tert-Butyl Methyl Ether (MTBE)	5.4 U	0.47	5.4	5	UG/KG
SW8260B/NONE	072SB-0079-0001-SO	N	1	Toluene	140	0.29	5.4	5	UG/KG
SW8260B/NONE	072SB-0079-0001-SO	N	1	Xylenes, Total	230	0.73	11	10	UG/KG
SW8260B/NONE	072SB-0081-0001-SO	N	1	Benzene	7.9 U	0.36	7.9	5	UG/KG

Reporting Anomalies are cases where the reported RL exceeds that specified in the governing project document.

AUTOMATED DATA REVIEW SUMMARY for 240-18703-1_(72-SB_76-TB)

Reporting Anomalies

SDG Name: 240-18703-1_(72-SB_76-TB)

Test Leach	FieldSample ID	Type	Dilution	Analyte	Result	DL	RL	Project RL	Units
SW8260B/NONE	072SB-0081-0001-SO	N	1	Ethylbenzene	7.9 U	0.41	7.9	5	UG/KG
SW8260B/NONE	072SB-0081-0001-SO	N	1	tert-Butyl Methyl Ether (MTBE)	7.9 U	0.68	7.9	5	UG/KG
SW8260B/NONE	072SB-0081-0001-SO	N	1	Toluene	5.3 J	0.43	7.9	5	UG/KG
SW8260B/NONE	072SB-0081-0001-SO	N	1	Xylenes, Total	16 U	1.1	16	10	UG/KG
SW8260B/NONE	072SB-0082-0001-SO	FD	1	1,2-Dichloroethene	9.6 U	0.74	9.6	5	UG/KG
SW8260B/NONE	072SB-0085-0001-SO	N	1	Benzene	6 U	0.28	6	5	UG/KG
SW8260B/NONE	072SB-0085-0001-SO	N	1	Ethylbenzene	6 U	0.31	6	5	UG/KG
SW8260B/NONE	072SB-0085-0001-SO	N	1	tert-Butyl Methyl Ether (MTBE)	6 U	0.52	6	5	UG/KG
SW8260B/NONE	072SB-0085-0001-SO	N	1	Toluene	4.3 J	0.32	6	5	UG/KG
SW8260B/NONE	072SB-0085-0001-SO	N	1	Xylenes, Total	12 U	0.8	12	10	UG/KG
SW8260B/NONE	072SB-0087-0001-SO	N	1	Benzene	6.1 U	0.28	6.1	5	UG/KG
SW8260B/NONE	072SB-0087-0001-SO	N	1	Ethylbenzene	6.1 U	0.32	6.1	5	UG/KG
SW8260B/NONE	072SB-0087-0001-SO	N	1	tert-Butyl Methyl Ether (MTBE)	6.1 U	0.52	6.1	5	UG/KG
SW8260B/NONE	072SB-0087-0001-SO	N	1	Toluene	6.2	0.33	6.1	5	UG/KG
SW8260B/NONE	072SB-0087-0001-SO	N	1	Xylenes, Total	12 U	0.81	12	10	UG/KG
SW8260B/NONE	072SB-0089-0001-SO	N	1	Benzene	5.6 U	0.26	5.6	5	UG/KG
SW8260B/NONE	072SB-0089-0001-SO	N	1	Ethylbenzene	5.6 U	0.29	5.6	5	UG/KG
SW8260B/NONE	072SB-0089-0001-SO	N	1	tert-Butyl Methyl Ether (MTBE)	5.6 U	0.48	5.6	5	UG/KG
SW8260B/NONE	072SB-0089-0001-SO	N	1	Toluene	3.8 J	0.3	5.6	5	UG/KG
SW8260B/NONE	072SB-0089-0001-SO	N	1	Xylenes, Total	11 U	0.75	11	10	UG/KG
SW8260B/NONE	072SB-0090-0001-SO	N	1	Benzene	5.3 U	0.24	5.3	5	UG/KG
SW8260B/NONE	072SB-0090-0001-SO	N	1	Ethylbenzene	5.3 U	0.27	5.3	5	UG/KG
SW8260B/NONE	072SB-0090-0001-SO	N	1	tert-Butyl Methyl Ether (MTBE)	5.3 U	0.45	5.3	5	UG/KG
SW8260B/NONE	072SB-0090-0001-SO	N	1	Toluene	2.8 J	0.28	5.3	5	UG/KG
SW8260B/NONE	072SB-0090-0001-SO	N	1	Xylenes, Total	11 U	0.7	11	10	UG/KG
SW8260B/NONE	072SB-0091-0001-SO	N	1	Benzene	6.5 U	0.3	6.5	5	UG/KG
SW8260B/NONE	072SB-0091-0001-SO	N	1	Ethylbenzene	6.5 U	0.34	6.5	5	UG/KG
SW8260B/NONE	072SB-0091-0001-SO	N	1	tert-Butyl Methyl Ether (MTBE)	6.5 U	0.56	6.5	5	UG/KG
SW8260B/NONE	072SB-0091-0001-SO	N	1	Toluene	5 J	0.35	6.5	5	UG/KG

Reporting Anomalies are cases where the reported RL exceeds that specified in the governing project document.

AUTOMATED DATA REVIEW SUMMARY for 240-18703-1_(72-SB_76-TB)

Reporting Anomalies

SDG Name: 240-18703-1_(72-SB_76-TB)

Test Leach	FieldSample ID	Type	Dilution	Analyte	Result	DL	RL	Project RL	Units
SW8260B/NONE	072SB-0091-0001-SO	N	1	Xylenes, Total	13 U	0.87	13	10	UG/KG
SW8260B/NONE	076-0140-0001-ER	N	1	1,2-Dichloroethene	2 U	0.34	2	1	UG/L
SW8260B/NONE	076-0141-0001-TB	N	1	1,2-Dichloroethene	2 U	0.34	2	1	UG/L
SW8260B/NONE	076-0142-0001-TB	N	1	1,2-Dichloroethene	2 U	0.34	2	1	UG/L
SW8260B/NONE	076SB-0137-0001-TB	N	1	1,2-Dichloroethene	2 U	0.34	2	1	UG/L
SW8260B/NONE	076SB-0138-0001-TB	N	1	1,2-Dichloroethene	2 U	0.34	2	1	UG/L
SW8260B/NONE	076SB-0139-0001-TB	N	1	1,2-Dichloroethene	2 U	0.34	2	1	UG/L

Test Leach	FieldSample ID	Type	Dilution	Analyte	Result	DL	RL	Project RL	Units
SW8270C/NONE	072SB-0075-0001-SO	N	1	Benzyl alcohol	380 U	24	380	330	UG/KG
SW8270C/NONE	072SB-0075-0001-SO	N	1	Carbazole	58 U	31	58	50	UG/KG
SW8270C/NONE	072SB-0075-0001-SO	N	1	Cresols, m & p	460 U	23	460	300	UG/KG
SW8270C/NONE	072SB-0075-0001-SO	N	1	Hexachlorocyclopentadiene	380 U	31	380	330	UG/KG
SW8270C/NONE	072SB-0076-0001-SO	N	1	Benzyl alcohol	390 U	25	390	330	UG/KG
SW8270C/NONE	072SB-0076-0001-SO	N	1	Carbazole	59 U	32	59	50	UG/KG
SW8270C/NONE	072SB-0076-0001-SO	N	1	Cresols, m & p	480 U	24	480	300	UG/KG
SW8270C/NONE	072SB-0076-0001-SO	N	1	Hexachlorocyclopentadiene	390 U	32	390	330	UG/KG
SW8270C/NONE	072SB-0077-0001-SO	FD	1	Benzoic acid	810 R	410	810	800	UG/KG
SW8270C/NONE	072SB-0077-0001-SO	FD	1	Benzyl alcohol	410 U	26	410	330	UG/KG
SW8270C/NONE	072SB-0077-0001-SO	FD	1	Carbazole	61 U	33	61	50	UG/KG
SW8270C/NONE	072SB-0077-0001-SO	FD	1	Cresols, m & p	490 U	25	490	300	UG/KG
SW8270C/NONE	072SB-0077-0001-SO	FD	1	Hexachlorocyclopentadiene	410 U	33	410	330	UG/KG
SW8270C/NONE	072SB-0079-0001-SO	N	1	Benzoic acid	870 R	440	870	800	UG/KG
SW8270C/NONE	072SB-0079-0001-SO	N	1	Benzyl alcohol	430 U	28	430	330	UG/KG
SW8270C/NONE	072SB-0079-0001-SO	N	1	Carbazole	66 U	35	66	50	UG/KG
SW8270C/NONE	072SB-0079-0001-SO	N	1	Cresols, m & p	520 U	26	520	300	UG/KG
SW8270C/NONE	072SB-0079-0001-SO	N	1	Hexachlorocyclopentadiene	430 U	35	430	330	UG/KG
SW8270C/NONE	072SB-0080-0001-SO	FD	1	Benzyl alcohol	390 U	25	390	330	UG/KG
SW8270C/NONE	072SB-0080-0001-SO	FD	1	Carbazole	59 U	32	59	50	UG/KG
SW8270C/NONE	072SB-0080-0001-SO	FD	1	Cresols, m & p	470 U	23	470	300	UG/KG

Reporting Anomalies are cases where the reported RL exceeds that specified in the governing project document.

AUTOMATED DATA REVIEW SUMMARY for 240-18703-1_(72-SB_76-TB)

Reporting Anomalies

SDG Name: 240-18703-1_(72-SB_76-TB)

Test Leach	FieldSample ID	Type	Dilution	Analyte	Result	DL	RL	Project RL	Units
SW8270C/NONE	072SB-0080-0001-SO	FD	1	Hexachlorocyclopentadiene	390 U	32	390	330	UG/KG
SW8270C/NONE	072SB-0081-0001-SO	N	1	Benzyl alcohol	370 U	24	370	330	UG/KG
SW8270C/NONE	072SB-0081-0001-SO	N	1	Carbazole	56 U	30	56	50	UG/KG
SW8270C/NONE	072SB-0081-0001-SO	N	1	Cresols, m & p	450 U	23	450	300	UG/KG
SW8270C/NONE	072SB-0081-0001-SO	N	1	Hexachlorocyclopentadiene	370 U	30	370	330	UG/KG
SW8270C/NONE	072SB-0082-0001-SO	FD	1	Benzyl alcohol	390 U	25	390	330	UG/KG
SW8270C/NONE	072SB-0082-0001-SO	FD	1	Carbazole	59 U	32	59	50	UG/KG
SW8270C/NONE	072SB-0082-0001-SO	FD	1	Cresols, m & p	470 U	23	470	300	UG/KG
SW8270C/NONE	072SB-0082-0001-SO	FD	1	Hexachlorocyclopentadiene	390 U	32	390	330	UG/KG
SW8270C/NONE	072SB-0083-0001-SO	N	1	Benzyl alcohol	380 U	24	380	330	UG/KG
SW8270C/NONE	072SB-0083-0001-SO	N	1	Carbazole	58 U	31	58	50	UG/KG
SW8270C/NONE	072SB-0083-0001-SO	N	1	Cresols, m & p	460 U	23	460	300	UG/KG
SW8270C/NONE	072SB-0083-0001-SO	N	1	Hexachlorocyclopentadiene	380 U	31	380	330	UG/KG
SW8270C/NONE	072SB-0084-0001-SO	N	1	Benzyl alcohol	380 U	24	380	330	UG/KG
SW8270C/NONE	072SB-0084-0001-SO	N	1	Carbazole	58 U	31	58	50	UG/KG
SW8270C/NONE	072SB-0084-0001-SO	N	1	Cresols, m & p	460 U	23	460	300	UG/KG
SW8270C/NONE	072SB-0084-0001-SO	N	1	Hexachlorocyclopentadiene	380 U	31	380	330	UG/KG
SW8270C/NONE	072SB-0085-0001-SO	N	1	Benzyl alcohol	390 U	25	390	330	UG/KG
SW8270C/NONE	072SB-0085-0001-SO	N	1	Carbazole	58 U	32	58	50	UG/KG
SW8270C/NONE	072SB-0085-0001-SO	N	1	Cresols, m & p	470 U	23	470	300	UG/KG
SW8270C/NONE	072SB-0085-0001-SO	N	1	Hexachlorocyclopentadiene	390 U	32	390	330	UG/KG
SW8270C/NONE	072SB-0086-0001-SO	FD	1	Benzyl alcohol	380 U	24	380	330	UG/KG
SW8270C/NONE	072SB-0086-0001-SO	FD	1	Carbazole	58 U	31	58	50	UG/KG
SW8270C/NONE	072SB-0086-0001-SO	FD	1	Cresols, m & p	460 U	23	460	300	UG/KG
SW8270C/NONE	072SB-0086-0001-SO	FD	1	Hexachlorocyclopentadiene	380 U	31	380	330	UG/KG
SW8270C/NONE	072SB-0087-0001-SO	N	1	Benzyl alcohol	360 U	23	360	330	UG/KG
SW8270C/NONE	072SB-0087-0001-SO	N	1	Carbazole	54 U	29	54	50	UG/KG
SW8270C/NONE	072SB-0087-0001-SO	N	1	Cresols, m & p	430 U	22	430	300	UG/KG
SW8270C/NONE	072SB-0087-0001-SO	N	1	Hexachlorocyclopentadiene	360 U	29	360	330	UG/KG

Reporting Anomalies are cases where the reported RL exceeds that specified in the governing project document.

AUTOMATED DATA REVIEW SUMMARY for 240-18703-1_(72-SB_76-TB)

Reporting Anomalies

SDG Name: 240-18703-1_(72-SB_76-TB)

Test Leach	FieldSample ID	Type	Dilution	Analyte	Result	DL	RL	Project RL	Units
SW8270C/NONE	072SB-0088-0001-SO	N	1	Benzyl alcohol	360 U	23	360	330	UG/KG
SW8270C/NONE	072SB-0088-0001-SO	N	1	Carbazole	54 U	29	54	50	UG/KG
SW8270C/NONE	072SB-0088-0001-SO	N	1	Cresols, m & p	430 U	22	430	300	UG/KG
SW8270C/NONE	072SB-0088-0001-SO	N	1	Hexachlorocyclopentadiene	360 U	29	360	330	UG/KG
SW8270C/NONE	072SB-0089-0001-SO	N	1	Benzyl alcohol	370 U	24	370	330	UG/KG
SW8270C/NONE	072SB-0089-0001-SO	N	1	Carbazole	56 U	30	56	50	UG/KG
SW8270C/NONE	072SB-0089-0001-SO	N	1	Cresols, m & p	450 U	22	450	300	UG/KG
SW8270C/NONE	072SB-0089-0001-SO	N	1	Hexachlorocyclopentadiene	370 U	30	370	330	UG/KG
SW8270C/NONE	072SB-0090-0001-SO	N	1	Benzyl alcohol	370 U	24	370	330	UG/KG
SW8270C/NONE	072SB-0090-0001-SO	N	1	Carbazole	56 U	30	56	50	UG/KG
SW8270C/NONE	072SB-0090-0001-SO	N	1	Cresols, m & p	450 U	22	450	300	UG/KG
SW8270C/NONE	072SB-0090-0001-SO	N	1	Hexachlorocyclopentadiene	370 U	30	370	330	UG/KG
SW8270C/NONE	072SB-0091-0001-SO	N	1	Benzyl alcohol	370 U	24	370	330	UG/KG
SW8270C/NONE	072SB-0091-0001-SO	N	1	Carbazole	57 U	31	57	50	UG/KG
SW8270C/NONE	072SB-0091-0001-SO	N	1	Cresols, m & p	450 U	23	450	300	UG/KG
SW8270C/NONE	072SB-0091-0001-SO	N	1	Hexachlorocyclopentadiene	370 U	31	370	330	UG/KG
Test Leach	**FieldSample ID**	**Type**	**Dilution**	**Analyte**	**Result**	**DL**	**RL**	**Project RL**	**Units**
SW8330B/NONE	076-0140-0001-ER	N	1	2-Nitrotoluene	0.5 U	0.088	0.5	0.2	UG/L
SW8330B/NONE	076-0140-0001-ER	N	1	3-Nitrotoluene	0.5 U	0.057	0.5	0.2	UG/L
SW8330B/NONE	076-0140-0001-ER	N	1	4-Nitrotoluene	0.5 U	0.088	0.5	0.2	UG/L

Reporting Anomalies are cases where the reported RL exceeds that specified in the governing project document.

AUTOMATED DATA REVIEW SUMMARY for 240-18703-1_(72-SB_76-TB)

Worksheet

SDG Name: 240-18703-1_(72-SB_76-TB)

Method: E353.2

Review Questions	Yes	No	NA	Comment
Did Chain-of-Custody information agree with laboratory report and EDD for requested field samples and tests?				
Were samples preserved properly and received in good condition?				
Were holding times met?				
Were sample reciept temperatures met?				
Were QAPP specified RLs achieved?				
Were all QAPP specified target analytes reported?				
Was the initial calibration curve within QAPP acceptance limits?			•	Not Required
Were the ICV/CCVs analyzed (frequency) as required in the QAPP?			•	Not Required
Were ICV/CCV results within QAPP acceptance limits?			•	Not Required
Were the ICB/CCBs analyzed (frequency) as required in the QAPP?			•	Not Required
Was a method blank prepared and analyzed with each batch?				
Were target analytes detected in the ICB/CCB/method blank?			•	Not Required
Was a field blank collected and analyzed?				
Were target analytes reported in the field blank analyses above the MDL?				
If a field duplicate was analyzed, were the RPDs within QAPP acceptance limits?				
Was a LCS prepared and analyzed with each batch?				
Were the LCS recoveries within QAPP acceptance limits?				
Was a duplicate sample prepared and analyzed with each batch?				
Was the duplicate RPD within QAPP acceptance limits?				
Was a MS/MSD pair prepared with each batch?				
Is the MS/MSD parent sample the one designated by the sampling team?				
Were the MS/MSD recoveries and RPDs within QAPP acceptance limits?				
Were sample concentrations within calibration range?				
Have all Laboratory Case Narrative comments/findings been addressed in the data review process?				
Are all samples associated with QC non-compliances flagged appropriately?				
Are the Qualified, Detected, and Rejected tables of the ADR report in agreement?				

AUTOMATED DATA REVIEW SUMMARY for 240-18703-1_(72-SB_76-TB)

Method: M8015D

Review Questions	Yes	No	NA	Comment
Did Chain-of-Custody information agree with laboratory report?				
Were samples preserved properly and received in good condition?				
Were sample reciept temperatures met?				
Were holding times for prep and analysis met?				
Does the initial calibration curve consist of 5 concentration levels, with the low standard near but > MDL?				
Is the ICAL %RSD within acceptance limits (%D =20%) on both columns?				
Was a second source verification analyzed after the ICAL and all analytes within criteria (%D =20%)?				
Was a CCV run at the beginning of the analytical sequence and every 12 hours?				
Was the CCV a mid-level standard from the initial calibration curve?				
Was the CCV %D within criteria (%D =20%)?				
Was a method blank prepared and analyzed with each batch?				
Were target analytes detected in the method blank above the MDL?				
Was a field blank (equipment or trip) collected and analyzed?				
Were target analytes reported in the field blank analyses above the MDL?				
Were surrogate recoveries within QAPP acceptance limits?				
Was an LCS/LCSD pair prepared and analyzed with each batch? (if applicable)				
Were the LCS recoveries within QAPP acceptance limits?				
Were the LCS/LCSD RPDs within QAPP acceptance limits? (if applicable)				
If a field duplicate was analyzed, were the RPDs within QAPP acceptance limits (RPD = 30%) ?				
Is the MS/MSD parent sample the one designated by the sampling team?				
Were MS/MSD recoveries and RPD within QAPP acceptance limits?				
Were all QAPP-specified target analytes reported?				
Were reported sample concentrations within calibration range?				
Are all samples associated with QC non-compliances flagged appropriately?				
Are the Qualified, Detected, and Rejected tables of the ADR report in agreement?				
Have all Laboratory Case Narrative comments/findings been addressed in the data review process?				
Were sample prepration sheets present and filled out appropriately?				
Were instrument run logs present and filled out appropriately?				

AUTOMATED DATA REVIEW SUMMARY for 240-18703-1_(72-SB_76-TB)

Method: M8015V

Review Questions	Yes	No	NA	Comment
Did Chain-of-Custody information agree with laboratory report?				
Were samples preserved properly and received in good condition?				
Were sample reciept temperatures met?				
Were holding times for prep and analysis met?				
Does the initial calibration curve consist of 5 concentration levels, with the low standard near but > MDL?				
Is the ICAL %RSD within acceptance limits (%D =20%) on both columns?				
Was a second source verification analyzed after the ICAL and all analytes within criteria (%D =20%)?				
Was a CCV run at the beginning of the analytical sequence and every 12 hours?				
Was the CCV a mid-level standard from the initial calibration curve?				
Was the CCV %D within criteria (%D =20%)?				
Was a method blank prepared and analyzed with each batch?				
Were target analytes detected in the method blank above the MDL?				
Was a field blank (equipment or trip) collected and analyzed?				
Were target analytes reported in the field blank analyses above the MDL?				
Were surrogate recoveries within QAPP acceptance limits?				
Was an LCS/LCSD pair prepared and analyzed with each batch? (if applicable)				
Were the LCS recoveries within QAPP acceptance limits?				
Were the LCS/LCSD RPDs within QAPP acceptance limits? (if applicable)				
If a field duplicate was analyzed, were the RPDs within QAPP acceptance limits (RPD = 30%) ?				
Is the MS/MSD parent sample the one designated by the sampling team?				
Were MS/MSD recoveries and RPD within QAPP acceptance limits?				
Were all QAPP-specified target analytes reported?				
Were reported sample concentrations within calibration range?				
Are all samples associated with QC non-compliances flagged appropriately?				
Are the Qualified, Detected, and Rejected tables of the ADR report in agreement?				
Have all Laboratory Case Narrative comments/findings been addressed in the data review process?				
Were sample prepration sheets present and filled out appropriately?				
Were instrument run logs present and filled out appropriately?				

AUTOMATED DATA REVIEW SUMMARY for 240-18703-1_(72-SB_76-TB)

Method: SW6020

Review Questions	Yes	No	NA	Comment
Did Chain-of-Custody information agree with laboratory report and EDD for requested field samples and tests?				
Were samples preserved properly and received in good condition?				
Were holding times met?				
Were sample reciept temperatures met?				
Were QAPP specified RLs achieved?				
Were all QAPP specified target analytes reported?				
Was the initial calibration curve within QAPP acceptance limits?			•	Not Required
Were the ICV/CCVs analyzed (frequency) as required in the QAPP?			•	Not Required
Were ICV/CCV results within QAPP acceptance limits?			•	Not Required
Were the ICB/CCBs analyzed (frequency) as required in the QAPP?			•	Not Required
Was a method blank prepared and analyzed with each batch?				
Were target analytes detected in the ICB/CCB/method blank?			•	Not Required
Was a field blank collected and analyzed?				
Were target analytes reported in the field blank analyses above the MDL?				
Was an Interference Check Standard (ICS) run at the beginning and end of every run?			•	Not Required
Was the ICS recovery within QAPP acceptance limits?			•	Not Required
If a field duplicate was analyzed, were the RPDs within criteria?				
Was a LCS prepared and analyzed with each batch?				
Were the LCS recoveries within QAPP acceptance limits?				
Was a MS/MSD pair prepared with each batch?				
Is the MS/MSD parent sample the one designated by the sampling team?				
Were the MS/MSD within QAPP acceptance limits?				
Was a serial dilution prepared and analyzed with each batch?			•	Not Required
Was the serial dilution within QAPP acceptance limits?			•	Not Required
Were sample concentrations within calibration range?				
Have all Laboratory Case Narrative comments/findings been addressed in the data review process?				
Are all samples associated with QC non-compliances flagged appropriately?				
Are the Qualified, Detected, and Rejected tables of the ADR report in agreement?				

AUTOMATED DATA REVIEW SUMMARY for 240-18703-1_(72-SB_76-TB)

Method: SW7470A

Review Questions	Yes	No	NA	Comment
Did Chain-of-Custody information agree with laboratory report and EDD for requested field samples and tests?				
Were samples preserved properly and received in good condition?				
Were holding times met?				
Were sample reciept temperatures met?				
Were QAPP specified RLs achieved?				
Were all QAPP specified target analytes reported?				
Was the initial calibration curve within QAPP acceptance limits?			•	Not Required
Were the ICV/CCVs analyzed (frequency) as required in the QAPP?			•	Not Required
Were ICV/CCV results within QAPP acceptance limits?			•	Not Required
Were the ICB/CCBs analyzed (frequency) as required in the QAPP?			•	Not Required
Was a method blank prepared and analyzed with each batch?				
Were target analytes detected in the ICB/CCB/method blank?			•	Not Required
Was a field blank collected and analyzed?				
Were target analytes reported in the field blank analyses above the MDL?				
Was the ICS recovery within QAPP acceptance limits?			•	Not Required
If a field duplicate was analyzed, were the RPDs within criteria?				
Was a LCS prepared and analyzed with each batch?				
Were the LCS recoveries within QAPP acceptance limits?				
Was a MS/MSD pair prepared with each batch?				
Is the MS/MSD parent sample the one designated by the sampling team?				
Were the MS/MSD within QAPP acceptance limits?				
Were sample concentrations within calibration range?				
Have all Laboratory Case Narrative comments/findings been addressed in the data review process?				
Are all samples associated with QC non-compliances flagged appropriately?				
Are the Qualified, Detected, and Rejected tables of the ADR report in agreement?				

Method: SW7471A

Review Questions	Yes	No	NA	Comment
Did Chain-of-Custody information agree with laboratory report and EDD for requested field samples and tests?				

AUTOMATED DATA REVIEW SUMMARY for 240-18703-1_(72-SB_76-TB)

Method: SW7471A

Review Questions	Yes	No	NA	Comment
Were samples preserved properly and received in good condition?				
Were holding times met?				
Were sample reciept temperatures met?				
Were QAPP specified RLs achieved?				
Were all QAPP specified target analytes reported?				
Was the initial calibration curve within QAPP acceptance limits?			•	Not Required
Were the ICV/CCVs analyzed (frequency) as required in the QAPP?			•	Not Required
Were ICV/CCV results within QAPP acceptance limits?			•	Not Required
Were the ICB/CCBs analyzed (frequency) as required in the QAPP?			•	Not Required
Was a method blank prepared and analyzed with each batch?				
Were target analytes detected in the ICB/CCB/method blank?			•	Not Required
Was a field blank collected and analyzed?				
Were target analytes reported in the field blank analyses above the MDL?				
Was the ICS recovery within QAPP acceptance limits?			•	Not Required
If a field duplicate was analyzed, were the RPDs within criteria?				
Was a LCS prepared and analyzed with each batch?				
Were the LCS recoveries within QAPP acceptance limits?				
Was a MS/MSD pair prepared with each batch?				
Is the MS/MSD parent sample the one designated by the sampling team?				
Were the MS/MSD within QAPP acceptance limits?				
Were sample concentrations within calibration range?				
Have all Laboratory Case Narrative comments/findings been addressed in the data review process?				
Are all samples associated with QC non-compliances flagged appropriately?				
Are the Qualified, Detected, and Rejected tables of the ADR report in agreement?				

Method: SW8081

Review Questions	Yes	No	NA	Comment
Did Chain-of-Custody information agree with laboratory report?				
Were samples preserved properly and received in good condition?				
Were sample reciept temperatures met?				

AUTOMATED DATA REVIEW SUMMARY for 240-18703-1_(72-SB_76-TB)

Method: SW8081

Review Questions	Yes	No	NA	Comment
Were holding times for prep and analysis met?				
Does the initial calibration curve consist of 5 concentration levels, with the low standard near but > MDL?				
Is the ICAL %RSD within acceptance limits (%D =20%) on both columns?				
Was a second source verification analyzed after the ICAL and all analytes within criteria (%D =20%)?				
Was a CCV run at the beginning of the analytical sequence and every 12 hours?				
Was the CCV a mid-level standard from the initial calibration curve?				
Was the CCV %D within criteria (%D =20%)?				
Was a method blank prepared and analyzed with each batch?				
Were target analytes detected in the method blank above the MDL?				
Was a field blank (equipment or trip) collected and analyzed?				
Were target analytes reported in the field blank analyses above the MDL?				
Were surrogate recoveries within QAPP acceptance limits?				
Was an LCS/LCSD pair prepared and analyzed with each batch? (if applicable)				
Were the LCS recoveries within QAPP acceptance limits?				
Were the LCS/LCSD RPDs within QAPP acceptance limits? (if applicable)				
If a field duplicate was analyzed, were the RPDs within QAPP acceptance limits (RPD = 30%) ?				
Were the Breakdown products within QAPP acceptance limits?				
Is the MS/MSD parent sample the one designated by the sampling team?				
Were MS/MSD recoveries and RPD within QAPP acceptance limits?				
Were all QAPP-specified target analytes reported?				
Were reported sample concentrations within calibration range?				
Were RPDs between primary and confirmation columns < 40%?				
Are all samples associated with QC non-compliances flagged appropriately?				
Are the Qualified, Detected, and Rejected tables of the ADR report in agreement?				
Have all Laboratory Case Narrative comments/findings been addressed in the data review process?				
Were sample prepration sheets present and filled out appropriately?				
Were instrument run logs present and filled out appropriately?				

AUTOMATED DATA REVIEW SUMMARY for 240-18703-1_(72-SB_76-TB)

Method: SW8082				
Review Questions	**Yes**	**No**	**NA**	**Comment**
Did Chain-of-Custody information agree with laboratory report?				
Were samples preserved properly and received in good condition?				
Were sample reciept temperatures met?				
Were holding times for prep and analysis met?				
Does the initial calibration curve consist of 5 concentration levels, with the low standard near but > MDL?				
Is the ICAL %RSD within acceptance limits (%D =20%) on both columns?				
Was a second source verification analyzed after the ICAL and all analytes within criteria (%D =20%)?				
Was a CCV run at the beginning of the analytical sequence and every 12 hours?				
Was the CCV a mid-level standard from the initial calibration curve?				
Was the CCV %D within criteria (%D =20%)?				
Was a method blank prepared and analyzed with each batch?				
Were target analytes detected in the method blank above the MDL?				
Was a field blank (equipment or trip) collected and analyzed?				
Were target analytes reported in the field blank analyses above the MDL?				
Were surrogate recoveries within QAPP acceptance limits?				
Was an LCS/LCSD pair prepared and analyzed with each batch? (if applicable)				
Were the LCS recoveries within QAPP acceptance limits?				
Were the LCS/LCSD RPDs within QAPP acceptance limits? (if applicable)				
If a field duplicate was analyzed, were the RPDs within QAPP acceptance limits (RPD = 30%) ?				
Were the Breakdown products within QAPP acceptance limits?				
Is the MS/MSD parent sample the one designated by the sampling team?				
Were MS/MSD recoveries and RPD within QAPP acceptance limits?				
Were all QAPP-specified target analytes reported?				
Were reported sample concentrations within calibration range?				
Were RPDs between primary and confirmation columns < 40%?				
Are all samples associated with QC non-compliances flagged appropriately?				
Are the Qualified, Detected, and Rejected tables of the ADR report in agreement?				
Have all Laboratory Case Narrative comments/findings been addressed in the data review process?				

AUTOMATED DATA REVIEW SUMMARY for 240-18703-1_(72-SB_76-TB)

Method: SW8082

Review Questions	Yes	No	NA	Comment
Were sample prepration sheets present and filled out appropriately?				
Were instrument run logs present and filled out appropriately?				

Method: SW8151

Review Questions	Yes	No	NA	Comment
Did Chain-of-Custody information agree with laboratory report?				
Were samples preserved properly and received in good condition?				
Were sample reciept temperatures met?				
Were holding times for prep and analysis met?				
Does the initial calibration curve consist of 5 concentration levels, with the low standard near but > MDL?				
Is the ICAL %RSD within acceptance limits (%D =20%) on both columns?				
Was a second source verification analyzed after the ICAL and all analytes within criteria (%D =20%)?				
Was a CCV run at the beginning of the analytical sequence and every 12 hours?				
Was the CCV a mid-level standard from the initial calibration curve?				
Was the CCV %D within criteria (%D =20%)?				
Was a method blank prepared and analyzed with each batch?				
Were target analytes detected in the method blank above the MDL?				
Was a field blank (equipment or trip) collected and analyzed?				
Were target analytes reported in the field blank analyses above the MDL?				
Were surrogate recoveries within QAPP acceptance limits?				
Was an LCS/LCSD pair prepared and analyzed with each batch? (if applicable)				
Were the LCS recoveries within QAPP acceptance limits?				
Were the LCS/LCSD RPDs within QAPP acceptance limits? (if applicable)				
If a field duplicate was analyzed, were the RPDs within QAPP acceptance limits (RPD = 30%) ?				
Were the Breakdown products within QAPP acceptance limits?				
Is the MS/MSD parent sample the one designated by the sampling team?				
Were MS/MSD recoveries and RPD within QAPP acceptance limits?				
Were all QAPP-specified target analytes reported?				

AUTOMATED DATA REVIEW SUMMARY for 240-18703-1_(72-SB_76-TB)

Method: SW8151				
Review Questions	**Yes**	**No**	**NA**	**Comment**
Were reported sample concentrations within calibration range?				
Were RPDs between primary and confirmation columns < 40%?				
Are all samples associated with QC non-compliances flagged appropriately?				
Are the Qualified, Detected, and Rejected tables of the ADR report in agreement?				
Have all Laboratory Case Narrative comments/findings been addressed in the data review process?				
Were sample prepration sheets present and filled out appropriately?				
Were instrument run logs present and filled out appropriately?				

Method: SW8260B				
Review Questions	**Yes**	**No**	**NA**	**Comment**
Did Chain-of-Custody information agree with laboratory report and EDD for requested field samples and tests?				
Were samples preserved properly and received in good condition?				
Were holding times met?				
Were sample reciept temperatures met?				
Were QAPP specified PQLs achieved?				
Were all QAPP-specified target analytes reported?				
Was the GC/MS system properly tuned based on method criteria?			•	Not Required
Was the criteria met during each 12 hour shift (prior to ICAL and Cal Ver.)?			•	Not Required
Does the initial calibration curve consist of 5 concentration levels, with the low standard near but > MDL?			•	Not Required
Did the Calibration Check Compounds (CCCs) have a relative standard deviation within QAPP acceptance limits?			•	Not Required
Were the average response factors (RFs) for the System Performance Check Compounds (SPCCs) within QAPP acceptance limits?			•	Not Required
Were all other target analytes within criteria? OR Was the average across all target analytes within criteria? Was a different calibration option used?			•	Not Required
If a linear regression curve was used, was the correlation coefficient within criteria?			•	Not Required
Was a second source verification analyzed after the ICAL and all analytes within criteria?			•	Not Required
Was a CCV run at the beginning of the analytical sequence and every 12 hours?			•	Not Required
Was the CCV a mid-level standard from the initial calibration curve?			•	Not Required
Did the CCCs have a %Difference within QAPP acceptance limits?			•	Not Required

AUTOMATED DATA REVIEW SUMMARY for 240-18703-1_(72-SB_76-TB)

Method: SW8260B

Review Questions	Yes	No	NA	Comment
Were the average RFs for the SPCCs within QAPP acceptance limits?			•	Not Required
Was the average %D (difference or drift) for all target analytes within QAPP acceptance limits?			•	Not Required
Were the internal standards added to every standard, blank, matrix spike, matrix spike duplicate, and sample?			•	Not Required
Were the retention times for all IS compounds within QAPP acceptance limits?			•	Not Required
Are the area counts of all IS compounds within QAPP acceptance limits?			•	Not Required
Was a method blank prepared and analyzed with each batch?				
Were target analytes detected in the method blank above the MDL?				
Was a field blank (equipment or trip) collected and analyzed at the required frequency?				
Were target analytes reported in the field blank analyses above the MDL?				
If a field duplicate was analyzed, were the RPDs within QAPP acceptance limits?				
Was an LCS/LCSD pair prepared and analyzed with each batch?				
Were the LCS/LCSD recoveries within QAPP acceptance limits?				
Were the LCS/LCSD RPDs within QAPP acceptance limits?				
Was the duplicate RPD within QAPP acceptance limits?				
Are all samples associated with QC non-compliances flagged appropriately?				
Are the Qualified, Detected, and Rejected tables of the ADR report in agreement?				
Was a MS/MSD pair prepared with each batch?				
Is the MS/MSD parent sample the one designated by the sampling team?				
Were MS/MSD recoveries and RPD within QAPP acceptance limits?				
Were surrogate recoveries within QAPP acceptance limits?				
Were reported sample concentrations within calibration range?				
Have all Laboratory Case Narrative comments/findings been addressed in the data review process?				
Were instrument run logs present and filled out appropriately?				
Were sample prepration sheets present and filled out appropriately?				

Method: SW8270C

Review Questions	Yes	No	NA	Comment
Did Chain-of-Custody information agree with laboratory report and EDD for requested field samples and tests?				
Were samples preserved properly and received in good condition?				

AUTOMATED DATA REVIEW SUMMARY for 240-18703-1_(72-SB_76-TB)

Method: SW8270C

Review Questions	Yes	No	NA	Comment
Were holding times met?				
Were sample reciept temperatures met?				
Were QAPP specified PQLs achieved?				
Were all QAPP-specified target analytes reported?				
Was the GC/MS system properly tuned based on method criteria?			•	Not Required
Was the criteria met during each 12 hour shift (prior to ICAL and Cal Ver.)?			•	Not Required
Does the initial calibration curve consist of 5 concentration levels, with the low standard near but > MDL?			•	Not Required
Did the Calibration Check Compounds (CCCs) have a relative standard deviation within QAPP acceptance limits?			•	Not Required
Were the average response factors (RFs) for the System Performance Check Compounds (SPCCs) within QAPP acceptance limits?			•	Not Required
Were all other target analytes within criteria? OR Was the average across all target analytes within criteria? Was a different calibration option used?			•	Not Required
If a linear regression curve was used, was the correlation coefficient within criteria?			•	Not Required
Was a second source verification analyzed after the ICAL and all analytes within criteria?			•	Not Required
Was a CCV run at the beginning of the analytical sequence and every 12 hours?			•	Not Required
Was the CCV a mid-level standard from the initial calibration curve?			•	Not Required
Did the CCCs have a %Difference within QAPP acceptance limits?			•	Not Required
Were the average RFs for the SPCCs within QAPP acceptance limits?			•	Not Required
Was the average %D (difference or drift) for all target analytes within QAPP acceptance limits?			•	Not Required
Were the internal standards added to every standard, blank, matrix spike, matrix spike duplicate, and sample?			•	Not Required
Were the retention times for all IS compounds within QAPP acceptance limits?			•	Not Required
Are the area counts of all IS compounds within QAPP acceptance limits?			•	Not Required
Was a method blank prepared and analyzed with each batch?				
Were target analytes detected in the method blank above the MDL?				
Was a field blank (equipment or trip) collected and analyzed at the required frequency?				
Were target analytes reported in the field blank analyses above the MDL?				
If a field duplicate was analyzed, were the RPDs within QAPP acceptance limits?				
Was an LCS/LCSD pair prepared and analyzed with each batch?				

AUTOMATED DATA REVIEW SUMMARY for 240-18703-1_(72-SB_76-TB)

Method: SW8270C

Review Questions	Yes	No	NA	Comment
Were the LCS/LCSD recoveries within QAPP acceptance limits?				
Were the LCS/LCSD RPDs within QAPP acceptance limits?				
Was the duplicate RPD within QAPP acceptance limits?				
Are all samples associated with QC non-compliances flagged appropriately?				
Are the Qualified, Detected, and Rejected tables of the ADR report in agreement?				
Was a MS/MSD pair prepared with each batch?				
Is the MS/MSD parent sample the one designated by the sampling team?				
Were MS/MSD recoveries and RPD within QAPP acceptance limits?				
Were surrogate recoveries within QAPP acceptance limits?				
Were reported sample concentrations within calibration range?				
Have all Laboratory Case Narrative comments/findings been addressed in the data review process?				
Were instrument run logs present and filled out appropriately?				
Were sample prepration sheets present and filled out appropriately?				

Method: SW8330B

Review Questions	Yes	No	NA	Comment
Did Chain-of-Custody information agree with laboratory report?				
Were samples preserved properly and received in good condition?				
Were sample reciept temperatures met?				
Were holding times for prep and analysis met?				
Does the initial calibration curve consist of 5 concentration levels, with the low standard near but > MDL?				
Is the ICAL %RSD within acceptance limits (%D =20%) on both columns?				
Was a second source verification analyzed after the ICAL and all analytes within criteria (%D =20%)?				
Was a CCV run at the beginning of the analytical sequence and every 12 hours?				
Was the CCV a mid-level standard from the initial calibration curve?				
Was the CCV %D within criteria (%D =20%)?				
Was a method blank prepared and analyzed with each batch?				
Were target analytes detected in the method blank above the MDL?				
Was a field blank (equipment or trip) collected and analyzed?				

AUTOMATED DATA REVIEW SUMMARY for 240-18703-1_(72-SB_76-TB)

Method: SW8330B

Review Questions	Yes	No	NA	Comment
Were target analytes reported in the field blank analyses above the MDL?				
Were surrogate recoveries within QAPP acceptance limits?				
Was an LCS/LCSD pair prepared and analyzed with each batch? (if applicable)				
Were the LCS recoveries within QAPP acceptance limits?				
Were the LCS/LCSD RPDs within QAPP acceptance limits? (if applicable)				
If a field duplicate was analyzed, were the RPDs within QAPP acceptance limits (RPD = 30%) ?				
Is the MS/MSD parent sample the one designated by the sampling team?				
Were MS/MSD recoveries and RPD within QAPP acceptance limits?				
Were all QAPP-specified target analytes reported?				
Were reported sample concentrations within calibration range?				
Were RPDs between primary and confirmation columns < 40%?				
Did PDA spectra for reported compounds match associated standard spectra?				
Are all samples associated with QC non-compliances flagged appropriately?				
Are the Qualified, Detected, and Rejected tables of the ADR report in agreement?				
Have all Laboratory Case Narrative comments/findings been addressed in the data review process?				
Were sample prepration sheets present and filled out appropriately?				
Were instrument run logs present and filled out appropriately?				

WORKSHEET 12

Automated Data Review Summary for 240-22804-1
Equipment Rinsate Blank

This page left intentionally blank.

AUTOMATED DATA REVIEW SUMMARY for 240-22804-1_74,79,SB,RN

Facility: Ravenna Army Ammunition Plant

Event: Spring 2013 RI/SI Sampling Event

Guidance Document: Ravenna Army Ammunition Plant, Quality Assurance Project Plan, Oct. 3, 2012

Contract Laboratory: TestAmerica, Inc., North Canton, OH

Field Contractor: Environmental Chemical Corporation, Otis Ang Base, MA

Data Review Contractor: ECC

SDG: 240-22804-1_74,79,SB,RN, Certified - 6/13/2013 by frederickroche

QC Level: ADR

Project Manager: AL Easterday

Data Reviewer: Samir A. Naguib

Data Reviewer Title: Sr. QA Chemist

Date of Review Report: June 20, 2013

Samples Included in SDG 240-22804-1_74,79,SB,RN

Analytical Method/ Leach Method	Normal Soil Samples	Normal Water Samples	Field QC Soil Samples	Field QC Water Samples
E353.2/NONE	1	1	0	0
M8015D/NONE	9	1	0	0
SW6020/NONE	1	1	0	0
SW7470A/NONE		1		0
SW7471A/NONE	1		0	
SW8081/NONE	1	1	0	0
SW8082/NONE	1	1	0	0

AUTOMATED DATA REVIEW SUMMARY for 240-22804-1_74,79,SB,RN

Analytical Method/ Leach Method	Normal Soil Samples	Normal Water Samples	Field QC Soil Samples	Field QC Water Samples
SW8260B/NONE	1	2	0	0
SW8270C/NONE	9	1	0	0
SW8330B/NONE	1	1	0	0

AUTOMATED DATA REVIEW SUMMARY for 240-22804-1_74,79,SB,RN

This report assesses the analytical data quality associated with the analyses listed on the preceding cover page. This assessment has been made through a combination of automated data review (ADR) and supplemental manual review, the details of which are described below. The approach taken in the review of this data set is consistent with the requirements contained in the Ravenna Army Ammunition Plant, Quality Assurance Project Plan, Oct. 3, 2012 to the extent possible. Where definitive guidance is not provided, data has been evaluated in a conservative manner using professional judgment. In cases where two qualifiers are listed as an action, such as 'J/UJ', the first qualifier applies to positive results, and the second to non-detect results.

Samples were collected by Environmental Chemical Corporation, Otis Ang Base, MA; analyses were performed by TestAmerica, Inc., North Canton, OH and were reported under sample delivery group (SDG) 240-22804-1_74,79,SB,RN. Results have been evaluated electronically using electronic data deliverables (EDDs) provided by the laboratory. The laboratory data summary forms (hard copy) have been reviewed during this effort and compared to the automated review output. Findings based on the automated data submission and manual data verification processes are detailed in the ADR narrative.

The following quality control elements were supported by the electronic deliverable and were evaluated during this review effort:

- Blank
- Blank - Negative
- LCS Recovery
- MS Recovery
- MS RPD
- Prep Hold Time
- Surrogate
- Test Hold Time

The following quality control elements were either not applicable to the deliverable, or were not supported by the electronic deliverable, and were therefore not included in the automated data review. Those elements required for the project were reviewed manually, as narrated in the Comment section below.

- Ambient Blank
- Calibration Blank
- Calibration Blank - Negative
- Continuing Calibration Verification
- Equipment Blank
- Field Blank

AUTOMATED DATA REVIEW SUMMARY for 240-22804-1_74,79,SB,RN

Field Duplicate RPD

Initial Calibration Verification

Lab Replicate RPD

LCS RPD

Material Blank

Trip Blank

AUTOMATED DATA REVIEW SUMMARY for 240-22804-1_74,79,SB,RN

A representative sampling or ten percent of sample and QC results were manually evaluated for compliance with project specific requirements and consistency with hard copy results. The following summaries were generated during the evaluation of this data set and are included in this report as applicable.

Batch – The analytical batch report is reviewed for completeness and compliance with project specific requirements. Incomplete or non-compliant run sequences are identified and their impact on data quality are discussed in the narrative.

QC Outlier – Results exceeding the evaluation criteria are reviewed for compliance with project requirements and a minimum of ten percent of the non-compliant QC values reported electronically are verified for consistency with hard-copy values.

Qualified Results – Qualified results are evaluated for compliance with project requirements and ten percent of qualified results are verified for consistency with the QC Outliers.

Rejected Results – All rejected results are evaluated for compliance with project requirements. The reason for rejection of the data is verified against hard copy data.

Field Duplicates – Field duplicate comparison results are evaluated for compliance with project requirements and ten percent of values reported are verified for consistency with the hard-copy data.

Data Submission Warnings – Warnings encountered during the data submission process are evaluated and their affect on data quality is discussed in the narrative below.

Analytical deficiencies, project non-compliance issues and inconsistencies with hard copy results observed during ADR evaluation process and their impact on data quality are summarized in the narrative below.

A total of 182 results (19.68%) out of the 925 results (sample and field QC samples) reported are qualified based on review and 10 results (1.08%) have been rejected. Trace values are not counted as qualified results in the above count. The qualified results are detailed in the following tables and discussed in the narrative below, where appropriate.

Narrative Comments

Analytical Method	Comment
E353.2	
M8015D	

AUTOMATED DATA REVIEW SUMMARY for 240-22804-1_74,79,SB,RN

SW6020	
SW7470A	
SW7471A	
SW8081	
SW8260B	
SW8270C	
SW8330B	
SW8082	

20-Jun-2013

Reviewed by Samir A. Naguib, Sr. QA Chemist

AUTOMATED DATA REVIEW SUMMARY for 240-22804-1_74,79,SB,RN

Reason and Comment Code Definitions

Reasons	
Code	**Definition**
A	Serial dilution
A1	Ambient Blank
B	The analyte was found in an associated blank as well as in the sample.
B2	CCB
B3	CCB - Neg
c	LCS - low
C	LCS Recovery
d	Field Duplicate RPD
D	MS RPD
D1	Lab Replicate RPD
D2	No precision available
F	Field Blank
F1	Hydrocarbon pattern does not match standard
G1	Initial Calibration RRF
G2	Initial Calibration RSD
h	Holding time exceeded by less than 2X.
H	Holding time exceeded by more than 2X.
H1	Test Hold Time
H2	Prep Hold Time
I	Surrogate recovery outside project limits.
J	CRA/CRI Recovery
K	An analyte (non-common laboratory artifact) was detected in the sample at a concentration less than 5X the concentration detected in the associated method blank.
L	Lab Blank
L1	Lab Blank - Neg
m	MS - low
M	MS Recovery
N	Blank - No Action

AUTOMATED DATA REVIEW SUMMARY for 240-22804-1_74,79,SB,RN

Reason and Comment Code Definitions

O	ICS
P	Sample preservation/collection requirement not met.
P1	Column RPD
P2	Improper preparation/extraction
q	Encore sample holding time exceeded by less than 2X.
Q	Encore sample holding time exceeded by more than 2X.
Q1	Material Blank
R	Exceeds LinearCalibration Range
S	Internal standard
T	Trip Blank
TI	Tentatively Identified Compound
TR	Trace Level Detect
U	Receipt Temperature
V	Equipment Blank
V1	ICV
V2	CCV
V3	CCV RRF
V4	Sample Receipt Condition
W	Column breakdown (pesticides)
X	Raised reporting limit
Y	Cooler temperature greater than 10 degreec C.
y	Cooler temperature greater than 4 degrees C, but less than 10 degreec C.
Y1	False Positive
Y2	Data rejected due to radiological anomolies
Z	LCS RPD
Z2	Analyte not confirmed on second column
Z3	High percent moisture in sample.

AUTOMATED DATA REVIEW SUMMARY for 240-22804-1_74,79,SB,RN

Flag Code and Definitions	
Flag	Definition
U	Undetected: The analyte was analyzed for, but not detected.
UJ	The analyte was not detected; however, the result is estimated due to discrepancies in meeting certain analyte-specific quality control criteria.
J	Estimated: The analyte was positively identified, the quantitation is an estimation due to discrepancies in meeting certain analyte-specific quality control criteria.
R	The data are rejected due to deficiencies in meeting QC criteria and may not be used for decision making.
N	The analysis indicates the presence of an analyte for which there is presumptive evidence to make a "tentative identification".
NJ	The analysis indicates the presence of an analyte that has been “tentatively identified” and the associated numerical value represents its approximate concentration.

AUTOMATED DATA REVIEW SUMMARY for 240-22804-1_74,79,SB,RN

Batch Report

Test Method: E353.2; Leach Method: NONE

Analytical Batch	Prep Batch	Leach Batch	Location	Matrix	Field Sample ID	Lab Sample ID	Calibration Ref	Run#/ Dil'n	Collection Date/Time	Extract Date/Time	Analysis Date/Time	Sample Type
14024	13964	NA	LABQC	WQ	LABQC	MB 320-13864/1-B		1/1	10-Apr-2013 7:54 AM	10-Apr-2013 7:54 AM	10-Apr-2013 12:00 PM	LB
	13964	NA	LABQC	WQ	LABQC	LCS 320-13864/2-B		1/1	10-Apr-2013 7:54 AM	10-Apr-2013 7:54 AM	10-Apr-2013 12:02 PM	BS
	13964	NA	79-OSP-DU3-SW1	WS	079RN-0317-0001-RN	240-22804-11		1/1	03-Apr-2013 3:00 PM	10-Apr-2013 7:54 AM	10-Apr-2013 12:12 PM	N
14914	14752	NA	LABQC	SQ	LABQC	MB 320-14670/1-B		1/1	22-Apr-2013 6:13 AM	22-Apr-2013 6:13 AM	23-Apr-2013 12:45 PM	LB
	14752	NA	LABQC	SQ	LABQC	LCS 320-14670/2-B		1/1	22-Apr-2013 6:13 AM	22-Apr-2013 6:13 AM	23-Apr-2013 12:47 PM	BS
	14752	NA	74-1034-HL-SB8	SO	074SB-0010-0001-SO	240-22804-4		1/1	03-Apr-2013 11:40 AM	22-Apr-2013 6:13 AM	23-Apr-2013 1:23 PM	N

Test Method: M8015D; Leach Method: NONE

Analytical Batch	Prep Batch	Leach Batch	Location	Matrix	Field Sample ID	Lab Sample ID	Calibration Ref	Run#/ Dil'n	Collection Date/Time	Extract Date/Time	Analysis Date/Time	Sample Type
81310	80861	NA	LABQC	WQ	LABQC	MB 240-80861/11-A		1/1	06-Apr-2013 10:03 AM	06-Apr-2013 10:03 AM	10-Apr-2013 4:43 PM	LB
	80861	NA	LABQC	WQ	LABQC	LCS 240-80861/12-A		1/1	06-Apr-2013 10:03 AM	06-Apr-2013 10:03 AM	10-Apr-2013 5:14 PM	BS
	80861	NA	79-OSP-DU3-SW1	WS	079RN-0317-0001-RN	240-22804-11		1/1	03-Apr-2013 3:00 PM	06-Apr-2013 10:03 AM	10-Apr-2013 5:45 PM	N
82537	82097	NA	LABQC	SQ	LABQC	MB 240-82097/23-A		1/1	16-Apr-2013 10:04 AM	16-Apr-2013 10:04 AM	18-Apr-2013 8:41 PM	LB
	82097	NA	LABQC	SQ	LABQC	LCS 240-82097/24-A		1/1	16-Apr-2013 10:04 AM	16-Apr-2013 10:04 AM	18-Apr-2013 9:13 PM	BS
	82097	NA	74-1034-HL-SB11	SO	074SB-0013-0001-SO	240-22804-2		1/1	02-Apr-2013 5:37 PM	16-Apr-2013 10:04 AM	19-Apr-2013 1:54 AM	N
	82097	NA	74-1034-HL-SB11	SO	074SB-0015-0001-SO	240-22804-3		1/1	03-Apr-2013 5:40 PM	16-Apr-2013 10:04 AM	19-Apr-2013 2:25 AM	N
	82097	NA	74-1034-HL-SB12	SO	074SB-0023-0001-SO	240-22804-6		1/1	02-Apr-2013 4:25 PM	16-Apr-2013 10:04 AM	19-Apr-2013 2:57 AM	N
	82097	NA	74-1034-HL-SB13	SO	074SB-0024-0001-SO	240-22804-7		1/1	02-Apr-2013 4:50 PM	16-Apr-2013 10:04 AM	19-Apr-2013 3:28 AM	N
	82097	NA	74-1034-HL-SB11	SO	074SB-0025-0001-SO	240-22804-8		1/1	02-Apr-2013 5:35 PM	16-Apr-2013 10:04 AM	19-Apr-2013 4:00 AM	N

AUTOMATED DATA REVIEW SUMMARY for 240-22804-1_74,79,SB,RN

Batch Report

Test Method: M8015D; Leach Method: NONE

Analytical Batch	Prep Batch	Leach Batch	Location	Matrix	Field Sample ID	Lab Sample ID	Calibration Ref	Run#/ Dil'n	Collection Date/Time	Extract Date/Time	Analysis Date/Time	Sample Type
82321	82109	NA	LABQC	SQ	LABQC	MB 240-82109/20-A		1/1	16-Apr-2013 10:36 AM	16-Apr-2013 10:36 AM	17-Apr-2013 7:25 PM	LB
	82109	NA	LABQC	SQ	LABQC	LCS 240-82109/21-A		1/1	16-Apr-2013 10:36 AM	16-Apr-2013 10:36 AM	17-Apr-2013 7:55 PM	BS
	82109	NA	74-1034-HL-SB8	SO	074SB-0010-0001-SO	240-22804-4		1/1	03-Apr-2013 11:40 AM	16-Apr-2013 10:36 AM	17-Apr-2013 9:26 PM	N
	82109	NA	74-1034-HL-SB8	SO	074SB-0010-0001-SO	240-22804-4		1/1	03-Apr-2013 11:40 AM	16-Apr-2013 10:36 AM	17-Apr-2013 9:57 PM	MS
	82109	NA	74-1034-HL-SB8	SO	074SB-0010-0001-SO	240-22804-4		1/1	03-Apr-2013 11:40 AM	16-Apr-2013 10:36 AM	17-Apr-2013 10:27 PM	SD
	82109	NA	74-1034-HL-SB10	SO	074SB-0012-0001-SO	240-22804-5		1/1	03-Apr-2013 12:31 PM	16-Apr-2013 10:36 AM	17-Apr-2013 10:57 PM	N
	82109	NA	74-1034-HL-SB8	SO	074SB-0026-0001-SO	240-22804-9		1/1	03-Apr-2013 11:34 AM	16-Apr-2013 10:36 AM	17-Apr-2013 11:28 PM	N
	82109	NA	74-1034-HL-SB14	SO	074SB-0027-0001-SO	240-22804-10		1/1	03-Apr-2013 12:05 PM	16-Apr-2013 10:36 AM	17-Apr-2013 11:58 PM	N

Test Method: SW6020; Leach Method: NONE

Analytical Batch	Prep Batch	Leach Batch	Location	Matrix	Field Sample ID	Lab Sample ID	Calibration Ref	Run#/ Dil'n	Collection Date/Time	Extract Date/Time	Analysis Date/Time	Sample Type
71214	69392	NA	LABQC	SQ	LABQC	MB 180-69392/1-A		1/1	17-Apr-2013 10:27 AM	17-Apr-2013 10:27 AM	07-May-2013 1:04 PM	LB
	69392	NA	LABQC	SQ	LABQC	LCS 180-69392/2-A		1/1	17-Apr-2013 10:27 AM	17-Apr-2013 10:27 AM	07-May-2013 1:13 PM	BS
	69392	NA	74-1034-HL-SB8	SO	074SB-0010-0001-SO	240-22804-4		1/1	03-Apr-2013 11:40 AM	17-Apr-2013 10:27 AM	07-May-2013 1:29 PM	N
	70060	NA	LABQC	WQ	LABQC	MB 180-70060/1-A		1/1	25-Apr-2013 9:51 AM	25-Apr-2013 9:51 AM	07-May-2013 2:43 PM	LB
	70060	NA	LABQC	WQ	LABQC	LCS 180-70060/2-A		1/1	25-Apr-2013 9:51 AM	25-Apr-2013 9:51 AM	07-May-2013 2:51 PM	BS
	70060	NA	79-OSP-DU3-SW1	WS	079RN-0317-0001-RN	240-22804-11		1/1	03-Apr-2013 3:00 PM	25-Apr-2013 9:51 AM	07-May-2013 2:59 PM	N
	70060	NA	79-OSP-DU3-SW1	WS	079RN-0317-0001-RN	240-22804-11		1/1	03-Apr-2013 3:00 PM	25-Apr-2013 9:51 AM	07-May-2013 3:15 PM	MS
	70060	NA	79-OSP-DU3-SW1	WS	079RN-0317-0001-RN	240-22804-11		1/1	03-Apr-2013 3:00 PM	25-Apr-2013 9:51 AM	07-May-2013 3:24 PM	SD

AUTOMATED DATA REVIEW SUMMARY for 240-22804-1_74,79,SB,RN

Batch Report

Test Method: SW7470A; Leach Method: NONE

Analytical Batch	Prep Batch	Leach Batch	Location	Matrix	Field Sample ID	Lab Sample ID	Calibration Ref	Run#/ Dil'n	Collection Date/Time	Extract Date/Time	Analysis Date/Time	Sample Type
81255	80775	NA	LABQC	WQ	LABQC	MB 240-80775/1-A		1/1	05-Apr-2013 3:45 PM	05-Apr-2013 3:45 PM	09-Apr-2013 10:48 AM	LB
	80775	NA	LABQC	WQ	LABQC	LCS 240-80775/2-A		1/1	05-Apr-2013 3:45 PM	05-Apr-2013 3:45 PM	09-Apr-2013 10:49 AM	BS
	80775	NA	79-OSP-DU3-SW1	WS	079RN-0317-0001-RN	240-22804-11		1/1	03-Apr-2013 3:00 PM	05-Apr-2013 3:45 PM	09-Apr-2013 1:15 PM	N

Test Method: SW7471A; Leach Method: NONE

Analytical Batch	Prep Batch	Leach Batch	Location	Matrix	Field Sample ID	Lab Sample ID	Calibration Ref	Run#/ Dil'n	Collection Date/Time	Extract Date/Time	Analysis Date/Time	Sample Type
82912	82367	NA	LABQC	SQ	LABQC	MB 240-82367/1-A		1/1	17-Apr-2013 2:55 PM	17-Apr-2013 2:55 PM	19-Apr-2013 10:04 AM	LB
	82367	NA	LABQC	SQ	LABQC	LCS 240-82367/2-A		1/1	17-Apr-2013 2:55 PM	17-Apr-2013 2:55 PM	19-Apr-2013 10:06 AM	BS
	82367	NA	74-1034-HL-SB8	SO	074SB-0010-0001-SO	240-22804-4		1/1	03-Apr-2013 11:40 AM	17-Apr-2013 2:55 PM	19-Apr-2013 10:27 AM	N

Test Method: SW8081; Leach Method: NONE

Analytical Batch	Prep Batch	Leach Batch	Location	Matrix	Field Sample ID	Lab Sample ID	Calibration Ref	Run#/ Dil'n	Collection Date/Time	Extract Date/Time	Analysis Date/Time	Sample Type
82129	80943	NA	79-OSP-DU3-SW1	WS	079RN-0317-0001-RN	240-22804-11		1/1	03-Apr-2013 3:00 PM	08-Apr-2013 9:24 AM	16-Apr-2013 7:20 PM	N
	80943	NA	LABQC	WQ	LABQC	MB 240-80943/2-A		1/1	08-Apr-2013 9:24 AM	08-Apr-2013 9:24 AM	16-Apr-2013 7:40 PM	LB
	80943	NA	LABQC	WQ	LABQC	LCS 240-80943/3-A		1/1	08-Apr-2013 9:24 AM	08-Apr-2013 9:24 AM	16-Apr-2013 8:00 PM	BS
82685	81726	NA	LABQC	SQ	LABQC	MB 240-81726/21-A		1/1	12-Apr-2013 11:07 AM	12-Apr-2013 11:07 AM	19-Apr-2013 3:17 PM	LB
	81726	NA	LABQC	SQ	LABQC	LCS 240-81726/22-A		1/1	12-Apr-2013 11:07 AM	12-Apr-2013 11:07 AM	19-Apr-2013 3:37 PM	BS
82857	81726	NA	74-1034-HL-SB8	SO	074SB-0010-0001-SO	240-22804-4		1/1	03-Apr-2013 11:40 AM	12-Apr-2013 11:07 AM	20-Apr-2013 11:25 PM	N
83400	83135	NA	LABQC	SQ	LABQC	MB 240-83135/18-A		1/1	23-Apr-2013 8:54 AM	23-Apr-2013 8:54 AM	24-Apr-2013 9:54 PM	LB
	83135	NA	LABQC	SQ	LABQC	LCS 240-83135/19-A		1/1	23-Apr-2013 8:54 AM	23-Apr-2013 8:54 AM	24-Apr-2013 10:14 PM	BS

AUTOMATED DATA REVIEW SUMMARY for 240-22804-1_74,79,SB,RN

Batch Report

Test Method: SW8081; Leach Method: NONE

Analytical Batch	Prep Batch	Leach Batch	Location	Matrix	Field Sample ID	Lab Sample ID	Calibration Ref	Run#/ Dil'n	Collection Date/Time	Extract Date/Time	Analysis Date/Time	Sample Type
83482	83135	NA	74-1034-HL-SB8	SO	074SB-0010-0001-SO	240-22804-4		2/1	03-Apr-2013 11:40 AM	23-Apr-2013 8:54 AM	25-Apr-2013 10:57 AM	N

Test Method: SW8082; Leach Method: NONE

Analytical Batch	Prep Batch	Leach Batch	Location	Matrix	Field Sample ID	Lab Sample ID	Calibration Ref	Run#/ Dil'n	Collection Date/Time	Extract Date/Time	Analysis Date/Time	Sample Type
81995	80942	NA	79-OSP-DU3-SW1	WS	079RN-0317-0001-RN	240-22804-11		1/1	03-Apr-2013 3:00 PM	08-Apr-2013 9:21 AM	15-Apr-2013 4:20 PM	N
	80942	NA	LABQC	WQ	LABQC	MB 240-80942/6-A		1/1	08-Apr-2013 9:21 AM	08-Apr-2013 9:21 AM	15-Apr-2013 5:07 PM	LB
	80942	NA	LABQC	WQ	LABQC	LCS 240-80942/7-A		1/1	08-Apr-2013 9:21 AM	08-Apr-2013 9:21 AM	15-Apr-2013 5:23 PM	BS
82363	81730	NA	LABQC	SQ	LABQC	MB 240-81730/20-A		1/1	12-Apr-2013 11:18 AM	12-Apr-2013 11:18 AM	18-Apr-2013 12:13 PM	LB
	81730	NA	74-1034-HL-SB8	SO	074SB-0010-0001-SO	240-22804-4		1/1	03-Apr-2013 11:40 AM	12-Apr-2013 11:18 AM	18-Apr-2013 2:34 PM	N
	81730	NA	LABQC	SQ	LABQC	LCS 240-81730/21-A		1/1	12-Apr-2013 11:18 AM	12-Apr-2013 11:18 AM	18-Apr-2013 3:05 PM	BS

Test Method: SW8260B; Leach Method: NONE

Analytical Batch	Prep Batch	Leach Batch	Location	Matrix	Field Sample ID	Lab Sample ID	Calibration Ref	Run#/ Dil'n	Collection Date/Time	Extract Date/Time	Analysis Date/Time	Sample Type
80954	81012	NA	74-1034-HL-SB8	SO	074SB-0010-0001-SO	240-22804-4		1/1	03-Apr-2013 11:40 AM	04-Apr-2013 6:00 PM	08-Apr-2013 7:11 PM	N
81930	81012	NA	74-1034-HL-SB8	SO	074SB-0010-0001-SO	240-22804-4		2/1	03-Apr-2013 11:40 AM	04-Apr-2013 6:00 PM	15-Apr-2013 3:36 PM	N
80954	80943	NA	LABQC	SQ	LABQC	LCS 240-80954/6		1/1	08-Apr-2013 12:22 PM	08-Apr-2013 12:22 PM	08-Apr-2013 12:22 PM	BS
	80943	NA	LABQC	SQ	LABQC	MB 240-80954/7		1/1	08-Apr-2013 12:43 PM	08-Apr-2013 12:43 PM	08-Apr-2013 12:43 PM	LB
81013	81013	NA	LABQC	WQ	LABQC	LCS 240-81013/4		1/1	08-Apr-2013 12:50 PM	08-Apr-2013 12:50 PM	08-Apr-2013 12:50 PM	BS
	81013	NA	LABQC	WQ	LABQC	MB 240-81013/6		1/1	08-Apr-2013 1:34 PM	08-Apr-2013 1:34 PM	08-Apr-2013 1:34 PM	LB
	81013	NA	79-OSP-DU3-SW1	WS	079RN-0317-0001-RN	240-22804-11		1/1	03-Apr-2013 3:00 PM	08-Apr-2013 5:09 PM	08-Apr-2013 5:09 PM	N

AUTOMATED DATA REVIEW SUMMARY for 240-22804-1_74,79,SB,RN

Batch Report

Test Method: SW8260B; Leach Method: NONE

Analytical Batch	Prep Batch	Leach Batch	Location	Matrix	Field Sample ID	Lab Sample ID	Calibration Ref	Run#/ Dil'n	Collection Date/Time	Extract Date/Time	Analysis Date/Time	Sample Type
81013	81013	NA	79-OSP-DU3-SW2	WG	079-0318-0001-TB	240-22804-12		1/1	03-Apr-2013 8:00 AM	08-Apr-2013 5:31 PM	08-Apr-2013 5:31 PM	N
81930	NA	NA	LABQC	SQ	LABQC	MB 240-81930/7		1/1	15-Apr-2013 1:05 PM	15-Apr-2013 1:05 PM	15-Apr-2013 1:05 PM	LB
	NA	NA	LABQC	SQ	LABQC	LCS 240-81930/35		1/1	15-Apr-2013 1:05 PM	15-Apr-2013 1:05 PM	15-Apr-2013 1:26 PM	BS
	NA	NA	LABQC	SQ	LABQC	LCS 240-81930/35		1/1	15-Apr-2013 1:26 PM	15-Apr-2013 1:26 PM	15-Apr-2013 1:26 PM	BS

Test Method: SW8270C; Leach Method: NONE

Analytical Batch	Prep Batch	Leach Batch	Location	Matrix	Field Sample ID	Lab Sample ID	Calibration Ref	Run#/ Dil'n	Collection Date/Time	Extract Date/Time	Analysis Date/Time	Sample Type
82293	81130	NA	LABQC	WQ	LABQC	MB 240-81130/22-A		1/1	09-Apr-2013 10:13 AM	09-Apr-2013 10:13 AM	17-Apr-2013 11:13 AM	LB
	81130	NA	LABQC	WQ	LABQC	LCS 240-81130/23-A		1/1	09-Apr-2013 10:13 AM	09-Apr-2013 10:13 AM	17-Apr-2013 11:36 AM	BS
	81130	NA	79-OSP-DU3-SW1	WS	079RN-0317-0001-RN	240-22804-11		1/1	03-Apr-2013 3:00 PM	09-Apr-2013 10:13 AM	17-Apr-2013 2:21 PM	N
82940	81948	NA	LABQC	SQ	LABQC	MB 240-81948/23-A		1/1	15-Apr-2013 11:33 AM	15-Apr-2013 11:33 AM	22-Apr-2013 10:27 AM	LB
	81948	NA	LABQC	SQ	LABQC	LCS 240-81948/24-A		1/1	15-Apr-2013 11:33 AM	15-Apr-2013 11:33 AM	22-Apr-2013 10:53 AM	BS
83126	81948	NA	74-1034-HL-SB11	SO	074SB-0015-0001-SO	240-22804-3		1/1	03-Apr-2013 5:40 PM	15-Apr-2013 11:33 AM	23-Apr-2013 2:35 PM	N
	81948	NA	74-1034-HL-SB11	SO	074SB-0013-0001-SO	240-22804-2		1/1	02-Apr-2013 5:37 PM	15-Apr-2013 11:33 AM	23-Apr-2013 3:01 PM	N
	81948	NA	74-1034-HL-SB14	SO	074SB-0027-0001-SO	240-22804-10		1/1	03-Apr-2013 12:05 PM	15-Apr-2013 11:33 AM	23-Apr-2013 3:53 PM	N
	81948	NA	74-1034-HL-SB13	SO	074SB-0024-0001-SO	240-22804-7		1/1	02-Apr-2013 4:50 PM	15-Apr-2013 11:33 AM	23-Apr-2013 4:44 PM	N
	81948	NA	74-1034-HL-SB11	SO	074SB-0025-0001-SO	240-22804-8		1/1	02-Apr-2013 5:35 PM	15-Apr-2013 11:33 AM	23-Apr-2013 5:10 PM	N
	81948	NA	74-1034-HL-SB8	SO	074SB-0026-0001-SO	240-22804-9		1/1	03-Apr-2013 11:34 AM	15-Apr-2013 11:33 AM	23-Apr-2013 5:36 PM	N
	81948	NA	74-1034-HL-SB12	SO	074SB-0023-0001-SO	240-22804-6		1/5	02-Apr-2013 4:25 PM	15-Apr-2013 11:33 AM	23-Apr-2013 6:01 PM	N

AUTOMATED DATA REVIEW SUMMARY for 240-22804-1_74,79,SB,RN

Batch Report

Test Method: SW8270C; Leach Method: NONE

Analytical Batch	Prep Batch	Leach Batch	Location	Matrix	Field Sample ID	Lab Sample ID	Calibration Ref	Run#/ Dil'n	Collection Date/Time	Extract Date/Time	Analysis Date/Time	Sample Type
82940	81948	NA	LABQC	SQ	LABQC	MB 240-81948/23-A		1/1	15-Apr-2013 1:26 PM	15-Apr-2013 1:26 PM	22-Apr-2013 10:27 AM	LB
83882	83486	NA	LABQC	SQ	LABQC	MB 240-83486/23-A		1/1	25-Apr-2013 8:16 AM	25-Apr-2013 8:16 AM	28-Apr-2013 4:55 PM	LB
	83486	NA	LABQC	SQ	LABQC	LCS 240-83486/24-A		1/1	25-Apr-2013 8:16 AM	25-Apr-2013 8:16 AM	28-Apr-2013 5:21 PM	BS
	83486	NA	74-1034-HL-SB8	SO	074SB-0010-0001-SO	240-22804-4		1/1	03-Apr-2013 11:40 AM	25-Apr-2013 8:16 AM	28-Apr-2013 7:05 PM	N
	83486	NA	74-1034-HL-SB10	SO	074SB-0012-0001-SO	240-22804-5		1/1	03-Apr-2013 12:31 PM	25-Apr-2013 8:16 AM	28-Apr-2013 7:31 PM	N

Test Method: SW8330B; Leach Method: NONE

Analytical Batch	Prep Batch	Leach Batch	Location	Matrix	Field Sample ID	Lab Sample ID	Calibration Ref	Run#/ Dil'n	Collection Date/Time	Extract Date/Time	Analysis Date/Time	Sample Type
13918	13805	NA	LABQC	WQ	LABQC	MB 320-13805/1-A		1/1	08-Apr-2013 10:17 AM	08-Apr-2013 10:17 AM	10-Apr-2013 3:51 AM	LB
	13805	NA	LABQC	WQ	LABQC	LCS 320-13805/2-A		1/1	08-Apr-2013 10:17 AM	08-Apr-2013 10:17 AM	10-Apr-2013 4:08 AM	BS
	13805	NA	79-OSP-DU3-SW1	WS	079RN-0317-0001-RN	240-22804-11		1/1	03-Apr-2013 3:00 PM	08-Apr-2013 10:17 AM	10-Apr-2013 5:55 AM	N
15252	13819	NA	LABQC	WQ	LABQC	MB 320-13819/1-A		1/1	08-Apr-2013 11:28 AM	08-Apr-2013 11:28 AM	29-Apr-2013 4:21 PM	LB
	13819	NA	LABQC	WQ	LABQC	LCS 320-13819/2-A		1/1	08-Apr-2013 11:28 AM	08-Apr-2013 11:28 AM	29-Apr-2013 5:05 PM	BS
	13819	NA	79-OSP-DU3-SW1	WS	079RN-0317-0001-RN	240-22804-11		2/1	03-Apr-2013 3:00 PM	08-Apr-2013 11:28 AM	29-Apr-2013 5:48 PM	N
14412	13877	NA	LABQC	SQ	LABQC	MB 320-13877/1-A		1/1	09-Apr-2013 9:33 AM	09-Apr-2013 9:33 AM	19-Apr-2013 9:49 AM	LB
	13877	NA	LABQC	SQ	LABQC	LCS 320-13877/2-A		1/1	09-Apr-2013 9:33 AM	09-Apr-2013 9:33 AM	19-Apr-2013 11:43 AM	BS
	13877	NA	74-1034-HL-SB8	SO	074SB-0010-0001-SO	240-22804-4		2/1	03-Apr-2013 11:40 AM	09-Apr-2013 9:33 AM	19-Apr-2013 8:18 PM	N
14998	13877	NA	LABQC	SQ	LABQC	MB 320-13877/1-A		2/1	09-Apr-2013 9:33 AM	09-Apr-2013 9:33 AM	26-Apr-2013 10:34 AM	LB
	13877	NA	74-1034-HL-SB8	SO	074SB-0010-0001-SO	240-22804-4		3/1	03-Apr-2013 11:40 AM	09-Apr-2013 9:33 AM	26-Apr-2013 6:17 PM	N

AUTOMATED DATA REVIEW SUMMARY for 240-22804-1_74,79,SB,RN

Batch Report

Test Method: SW8330B; Leach Method: NONE

Analytical Batch	Prep Batch	Leach Batch	Location	Matrix	Field Sample ID	Lab Sample ID	Calibration Ref	Run#/ Dil'n	Collection Date/Time	Extract Date/Time	Analysis Date/Time	Sample Type
14120	13885	NA	LABQC	SQ	LABQC	MB 320-13885/1-A		1/1	09-Apr-2013 10:24 AM	09-Apr-2013 10:24 AM	11-Apr-2013 4:18 PM	LB
	13885	NA	LABQC	SQ	LABQC	LCS 320-13885/2-A		1/1	09-Apr-2013 10:24 AM	09-Apr-2013 10:24 AM	11-Apr-2013 4:36 PM	BS
	13885	NA	74-1034-HL-SB8	SO	074SB-0010-0001-SO	240-22804-4		1/1	03-Apr-2013 11:40 AM	09-Apr-2013 10:24 AM	11-Apr-2013 7:34 PM	N

AUTOMATED DATA REVIEW SUMMARY for 240-22804-1_74,79,SB,RN

Field Batch Report

--No Records Found--

AUTOMATED DATA REVIEW SUMMARY for 240-22804-1_74,79,SB,RN

QC Outlier Report

Test/Prep/Leach	QC Element	Sample ID/ Lab Sample ID	Run# / Dil'n	Analyte	Result (Units)	Qualifier	Warning Limits	Control Limits	Reason	Comment	Rule	Action Level
SW6020 / SW3050B/NONE	Blank	MB 180-69392/1-A (LB) / MB 180-69392/1-A	1 / 1.00	Barium	0.018 (MG/KG)	U/None	< 0.011	< 1	L		1	0.0175
SW6020 / SW3050B/NONE	Blank	MB 180-69392/1-A (LB) / MB 180-69392/1-A	1 / 1.00	Cadmium	0.015 (MG/KG)	U/None	< 0.013	< 0.1	L		1	0.0149
SW6020 / SW3050B/NONE	Blank	MB 180-69392/1-A (LB) / MB 180-69392/1-A	1 / 1.00	Calcium	2.5 (MG/KG)	U/None	< 1.3	< 10	L		1	2.53
SW6020 / SW3050B/NONE	Blank	MB 180-69392/1-A (LB) / MB 180-69392/1-A	1 / 1.00	Iron	1.2 (MG/KG)	U/None	< 1.1	< 5	L		1	1.17
SW6020 / SW3050B/NONE	Blank	MB 180-69392/1-A (LB) / MB 180-69392/1-A	1 / 1.00	Manganese	0.020 (MG/KG)	U/None	< 0.016	< 0.5	L		1	0.0198
SW6020 / TOTAL/NONE	Blank	MB 180-70060/1-A (LB) / MB 180-70060/1-A	1 / 1.00	Lead	0.41 (UG/L)	U/None	< 0.15	< 1	L		1	0.408
SW8260B / SW5035/NONE	Blank	MB 240-81930/7 (LB) / MB 240-81930/7	1 / 1.00	Acetone	7.1 (UG/KG)	U/None	< 6.3	< 20	L		2	14.2
SW8260B / SW5035/NONE	Surrogate	074SB-0010-0001-SO (N) / 240-22804-4	1 / 1.00	1-Bromo-4-fluorobenzene (4-Bromofluorobenzene)	34.6 (PERCENT)	J/UJ	85 - 120	10 - 120	I			
SW8260B / SW5035/NONE	Surrogate	074SB-0010-0001-SO (N) / 240-22804-4	1 / 1.00	Toluene-d8	54.0 (PERCENT)	J/UJ	85 - 115	10 - 115	I			
SW8270C / SW3550/NONE	Blank	MB 240-83486/23-A (LB) / MB 240-83486/23-A	1 / 1.00	Di-n-Butyl Phthalate	24.5 (UG/KG)	U/None	< 15	< 70	L		1	24.5
SW8270C / SW3550	Prep Hold Time	074SB-0010-0001-SO (N) / 240-22804-4	1 / 1.00	All in Run	21.9 (Days)	J/UJ	< 14	< 28	H2	Prep Exceeds UWL		
SW8270C / SW3550	Prep Hold Time	074SB-0012-0001-SO (N) / 240-22804-5	1 / 1.00	All in Run	21.8 (Days)	J/UJ	< 14	< 28	H2	Prep Exceeds UWL		
SW8330B / METHOD/NONE	Blank	MB 320-13877/1-A (LB) / MB 320-13877/1-A	2 / 1.00	Tetryl	0.011 (MG/KG)	U/None	< 0.01	< 0.25	L		1	0.0111

AUTOMATED DATA REVIEW SUMMARY for 240-22804-1_74,79,SB,RN

Qualified Results

Test Leach	Matrix	FieldSample ID	LabSample ID	Type	Analyte	RL	Lab Result	Qualified Result	Bias	Units	Reason
SW6020/NONE	SO	074SB-0010-0001-SO	240-22804-4	N	Selenium	0.59	0.26	0.26 J		MG/KG	TR
SW6020/NONE	SO	074SB-0010-0001-SO	240-22804-4	N	Silver	0.12	0.037	0.037 J		MG/KG	TR
SW6020/NONE	WS	079RN-0317-0001-RN	240-22804-11	N	Aluminum	30.0	4.5	30.0 U	+	UG/L	B2
SW6020/NONE	WS	079RN-0317-0001-RN	240-22804-11	N	Calcium	100	23.0	100 U	+	UG/L	B2
SW6020/NONE	WS	079RN-0317-0001-RN	240-22804-11	N	Cobalt	0.50	0.082	0.50 U	+	UG/L	B2
SW6020/NONE	WS	079RN-0317-0001-RN	240-22804-11	N	Copper	2.0	0.41	0.41 J		UG/L	TR
SW6020/NONE	WS	079RN-0317-0001-RN	240-22804-11	N	Lead	1.0	0.59	1.0 U	+	UG/L	B2
SW6020/NONE	WS	079RN-0317-0001-RN	240-22804-11	N	Manganese	5.0	0.74	5.0 U	+	UG/L	B2
SW6020/NONE	WS	079RN-0317-0001-RN	240-22804-11	N	Sodium	100	65.0	65.0 J		UG/L	TR
SW6020/NONE	WS	079RN-0317-0001-RN	240-22804-11	N	Zinc	5.0	3.2	3.2 J		UG/L	TR
Test Leach	**Matrix**	**FieldSample ID**	**LabSample ID**	**Type**	**Analyte**	**RL**	**Lab Result**	**Qualified Result**	**Bias**	**Units**	**Reason**
SW8081/NONE	SO	074SB-0010-0001-SO	240-22804-4	N	Aldrin	4.7	4.7	4.7 UJ		UG/KG	h
SW8081/NONE	SO	074SB-0010-0001-SO	240-22804-4	N	alpha-BHC (alpha-Hexachlorocyclohexane)	2.9	2.9	2.9 UJ		UG/KG	h
SW8081/NONE	SO	074SB-0010-0001-SO	240-22804-4	N	alpha-Chlordane	3.5	3.5	3.5 UJ		UG/KG	h
SW8081/NONE	SO	074SB-0010-0001-SO	240-22804-4	N	alpha-Endosulfan	2.0	2.0	2.0 UJ		UG/KG	h
SW8081/NONE	SO	074SB-0010-0001-SO	240-22804-4	N	beta-BHC (beta-Hexachlorocyclohexane)	4.1	4.1	4.1 UJ		UG/KG	h
SW8081/NONE	SO	074SB-0010-0001-SO	240-22804-4	N	beta-Endosulfan	2.9	2.9	2.9 UJ		UG/KG	h
SW8081/NONE	SO	074SB-0010-0001-SO	240-22804-4	N	delta-BHC (delta-Hexachlorocyclohexane)	4.7	4.7	4.7 UJ		UG/KG	h
SW8081/NONE	SO	074SB-0010-0001-SO	240-22804-4	N	Dieldrin	2.0	2.0	2.0 UJ		UG/KG	h
SW8081/NONE	SO	074SB-0010-0001-SO	240-22804-4	N	Endosulfan Sulfate	3.5	3.5	3.5 UJ		UG/KG	h
SW8081/NONE	SO	074SB-0010-0001-SO	240-22804-4	N	Endrin	2.0	2.0	2.0 UJ		UG/KG	h
SW8081/NONE	SO	074SB-0010-0001-SO	240-22804-4	N	Endrin Aldehyde	3.5	3.5	3.5 UJ		UG/KG	h
SW8081/NONE	SO	074SB-0010-0001-SO	240-22804-4	N	Endrin Ketone	2.4	2.4	2.4 UJ		UG/KG	h
SW8081/NONE	SO	074SB-0010-0001-SO	240-22804-4	N	gamma-BHC (Lindane)	2.9	2.9	2.9 UJ		UG/KG	h
SW8081/NONE	SO	074SB-0010-0001-SO	240-22804-4	N	gamma-Chlordane	2.0	2.0	2.0 UJ		UG/KG	h
SW8081/NONE	SO	074SB-0010-0001-SO	240-22804-4	N	Heptachlor	4.1	4.1	4.1 UJ		UG/KG	h
SW8081/NONE	SO	074SB-0010-0001-SO	240-22804-4	N	Heptachlor Epoxide	2.9	2.9	2.9 UJ		UG/KG	h
SW8081/NONE	SO	074SB-0010-0001-SO	240-22804-4	N	Methoxychlor	5.9	5.9	5.9 UJ		UG/KG	h/V2

AUTOMATED DATA REVIEW SUMMARY for 240-22804-1_74,79,SB,RN

Qualified Results

Test Leach	Matrix	FieldSample ID	LabSample ID	Type	Analyte	RL	Lab Result	Qualified Result	Bias	Units	Reason
SW8081/NONE	SO	074SB-0010-0001-SO	240-22804-4	N	p,p'-DDD	2.4	2.4	2.4 UJ		UG/KG	h
SW8081/NONE	SO	074SB-0010-0001-SO	240-22804-4	N	p,p'-DDE	2.0	2.0	2.0 UJ		UG/KG	h
SW8081/NONE	SO	074SB-0010-0001-SO	240-22804-4	N	p,p'-DDT	2.4	2.4	2.4 UJ		UG/KG	h
SW8081/NONE	SO	074SB-0010-0001-SO	240-22804-4	N	Toxaphene	79.0	79.0	79.0 UJ		UG/KG	h/V1
SW8081/NONE	WS	079RN-0317-0001-RN	240-22804-11	N	Methoxychlor	0.10	0.10	0.10 UJ		UG/L	V2
SW8081/NONE	WS	079RN-0317-0001-RN	240-22804-11	N	Toxaphene	2.0	2.0	2.0 UJ		UG/L	V1
Test Leach	**Matrix**	**FieldSample ID**	**LabSample ID**	**Type**	**Analyte**	**RL**	**Lab Result**	**Qualified Result**	**Bias**	**Units**	**Reason**
SW8260B/NONE	SO	074SB-0010-0001-SO	240-22804-4	N	2-Butanone (MEK)	19.0	19.0	19.0 UJ	-	UG/KG	I
SW8260B/NONE	SO	074SB-0010-0001-SO	240-22804-4	N	2-Hexanone	19.0	19.0	19.0 UJ	-	UG/KG	I
SW8260B/NONE	SO	074SB-0010-0001-SO	240-22804-4	N	4-Methyl-2-pentanone (MIBK)	19.0	19.0	19.0 UJ	-	UG/KG	I
SW8260B/NONE	WG	079-0318-0001-TB	240-22804-12	N	Acetone	10.0	5.1	5.1 J		UG/L	TR/J
SW8260B/NONE	WS	079RN-0317-0001-RN	240-22804-11	N	Acetone	10.0	10.0	10.0 UJ		UG/L	J
SW8260B/NONE	WS	079RN-0317-0001-RN	240-22804-11	N	Chloroform	1.0	0.34	0.34 J		UG/L	TR
Test Leach	**Matrix**	**FieldSample ID**	**LabSample ID**	**Type**	**Analyte**	**RL**	**Lab Result**	**Qualified Result**	**Bias**	**Units**	**Reason**
SW8270C/NONE	SO	074SB-0010-0001-SO	240-22804-4	N	1,2,4-Trichlorobenzene	58.0	58.0	58.0 UJ	-	UG/KG	H2
SW8270C/NONE	SO	074SB-0010-0001-SO	240-22804-4	N	1,2-Dichlorobenzene	58.0	58.0	58.0 UJ	-	UG/KG	H2
SW8270C/NONE	SO	074SB-0010-0001-SO	240-22804-4	N	1,3-Dichlorobenzene	58.0	58.0	58.0 UJ	-	UG/KG	H2
SW8270C/NONE	SO	074SB-0010-0001-SO	240-22804-4	N	1,4-Dichlorobenzene	58.0	58.0	58.0 UJ	-	UG/KG	H2
SW8270C/NONE	SO	074SB-0010-0001-SO	240-22804-4	N	2,4,5-Trichlorophenol	180	180	180 UJ	-	UG/KG	H2
SW8270C/NONE	SO	074SB-0010-0001-SO	240-22804-4	N	2,4,6-Trichlorophenol	180	180	180 UJ	-	UG/KG	H2
SW8270C/NONE	SO	074SB-0010-0001-SO	240-22804-4	N	2,4-Dichlorophenol	180	180	180 UJ	-	UG/KG	H2
SW8270C/NONE	SO	074SB-0010-0001-SO	240-22804-4	N	2,4-Dimethylphenol	180	180	180 UJ	-	UG/KG	H2
SW8270C/NONE	SO	074SB-0010-0001-SO	240-22804-4	N	2,4-Dinitrophenol	390	390	390 UJ	-	UG/KG	H2
SW8270C/NONE	SO	074SB-0010-0001-SO	240-22804-4	N	2,4-Dinitrotoluene	230	230	230 UJ	-	UG/KG	H2
SW8270C/NONE	SO	074SB-0010-0001-SO	240-22804-4	N	2,6-Dinitrotoluene	230	230	230 UJ	-	UG/KG	H2
SW8270C/NONE	SO	074SB-0010-0001-SO	240-22804-4	N	2-Chloronaphthalene	58.0	58.0	58.0 UJ	-	UG/KG	H2
SW8270C/NONE	SO	074SB-0010-0001-SO	240-22804-4	N	2-Chlorophenol	58.0	58.0	58.0 UJ	-	UG/KG	H2
SW8270C/NONE	SO	074SB-0010-0001-SO	240-22804-4	N	2-Methylnaphthalene	7.8	7.8	7.8 UJ	-	UG/KG	H2
SW8270C/NONE	SO	074SB-0010-0001-SO	240-22804-4	N	2-Methylphenol (o-Cresol)	230	230	230 UJ	-	UG/KG	H2

AUTOMATED DATA REVIEW SUMMARY for 240-22804-1_74,79,SB,RN

Qualified Results

Test Leach	Matrix	FieldSample ID	LabSample ID	Type	Analyte	RL	Lab Result	Qualified Result	Bias	Units	Reason
SW8270C/NONE	SO	074SB-0010-0001-SO	240-22804-4	N	2-Nitroaniline	230	230	230 UJ	-	UG/KG	H2
SW8270C/NONE	SO	074SB-0010-0001-SO	240-22804-4	N	2-Nitrophenol	58.0	58.0	58.0 UJ	-	UG/KG	H2
SW8270C/NONE	SO	074SB-0010-0001-SO	240-22804-4	N	3,3'-Dichlorobenzidine	120	120	120 UJ	-	UG/KG	H2
SW8270C/NONE	SO	074SB-0010-0001-SO	240-22804-4	N	3-Nitroaniline	230	230	230 UJ	-	UG/KG	H2
SW8270C/NONE	SO	074SB-0010-0001-SO	240-22804-4	N	4,6-Dinitro-2-Methylphenol	180	180	180 UJ	-	UG/KG	H2
SW8270C/NONE	SO	074SB-0010-0001-SO	240-22804-4	N	4-Bromophenyl phenyl ether	58.0	58.0	58.0 UJ	-	UG/KG	H2
SW8270C/NONE	SO	074SB-0010-0001-SO	240-22804-4	N	4-Chloro-3-Methylphenol	180	180	180 UJ	-	UG/KG	H2
SW8270C/NONE	SO	074SB-0010-0001-SO	240-22804-4	N	4-Chloroaniline	180	180	180 UJ	-	UG/KG	H2
SW8270C/NONE	SO	074SB-0010-0001-SO	240-22804-4	N	4-Chlorophenyl Phenyl Ether	58.0	58.0	58.0 UJ	-	UG/KG	H2
SW8270C/NONE	SO	074SB-0010-0001-SO	240-22804-4	N	4-Nitroaniline	230	230	230 UJ	-	UG/KG	H2
SW8270C/NONE	SO	074SB-0010-0001-SO	240-22804-4	N	4-Nitrophenol	390	390	390 UJ	-	UG/KG	H2
SW8270C/NONE	SO	074SB-0010-0001-SO	240-22804-4	N	Acenaphthene	7.8	7.8	7.8 UJ	-	UG/KG	H2
SW8270C/NONE	SO	074SB-0010-0001-SO	240-22804-4	N	Acenaphthylene	7.8	7.8	7.8 UJ	-	UG/KG	H2
SW8270C/NONE	SO	074SB-0010-0001-SO	240-22804-4	N	Anthracene	7.8	7.8	7.8 UJ	-	UG/KG	H2
SW8270C/NONE	SO	074SB-0010-0001-SO	240-22804-4	N	Benzo(a)anthracene	7.8	7.8	7.8 UJ	-	UG/KG	H2
SW8270C/NONE	SO	074SB-0010-0001-SO	240-22804-4	N	Benzo(a)pyrene	7.8	7.8	7.8 UJ	-	UG/KG	H2
SW8270C/NONE	SO	074SB-0010-0001-SO	240-22804-4	N	Benzo(b)fluoranthene	7.8	7.8	7.8 UJ	-	UG/KG	H2
SW8270C/NONE	SO	074SB-0010-0001-SO	240-22804-4	N	Benzo(g,h,i)perylene	7.8	7.8	7.8 UJ	-	UG/KG	H2
SW8270C/NONE	SO	074SB-0010-0001-SO	240-22804-4	N	Benzo(k)fluoranthene	7.8	7.8	7.8 UJ	-	UG/KG	H2
SW8270C/NONE	SO	074SB-0010-0001-SO	240-22804-4	N	Benzoic acid	770	770	770 R	-	UG/KG	H2/c
SW8270C/NONE	SO	074SB-0010-0001-SO	240-22804-4	N	Benzyl alcohol	390	390	390 UJ	-	UG/KG	H2
SW8270C/NONE	SO	074SB-0010-0001-SO	240-22804-4	N	Benzyl butyl phthalate	82.0	82.0	82.0 UJ	-	UG/KG	H2
SW8270C/NONE	SO	074SB-0010-0001-SO	240-22804-4	N	bis(2-Chloroethoxy) Methane	120	120	120 UJ	-	UG/KG	H2
SW8270C/NONE	SO	074SB-0010-0001-SO	240-22804-4	N	bis(2-Chloroethyl) Ether (2-Chloroethyl Ether)	120	120	120 UJ	-	UG/KG	H2
SW8270C/NONE	SO	074SB-0010-0001-SO	240-22804-4	N	bis(2-Chloroisopropyl) Ether	120	120	120 UJ	-	UG/KG	H2
SW8270C/NONE	SO	074SB-0010-0001-SO	240-22804-4	N	bis(2-Ethylhexyl) Phthalate	82.0	120	120 J	-	UG/KG	H2
SW8270C/NONE	SO	074SB-0010-0001-SO	240-22804-4	N	Carbazole	58.0	58.0	58.0 UJ	-	UG/KG	H2
SW8270C/NONE	SO	074SB-0010-0001-SO	240-22804-4	N	Chrysene	7.8	7.8	7.8 UJ	-	UG/KG	H2
SW8270C/NONE	SO	074SB-0010-0001-SO	240-22804-4	N	Cresols, m & p	470	470	470 UJ	-	UG/KG	H2

AUTOMATED DATA REVIEW SUMMARY for 240-22804-1_74,79,SB,RN

Qualified Results

Test Leach	Matrix	FieldSample ID	LabSample ID	Type	Analyte	RL	Lab Result	Qualified Result	Bias	Units	Reason
SW8270C/NONE	SO	074SB-0010-0001-SO	240-22804-4	N	Dibenz(a,h)anthracene	7.8	7.8	7.8 UJ	-	UG/KG	H2
SW8270C/NONE	SO	074SB-0010-0001-SO	240-22804-4	N	Dibenzofuran	58.0	58.0	58.0 UJ	-	UG/KG	H2
SW8270C/NONE	SO	074SB-0010-0001-SO	240-22804-4	N	Diethyl Phthalate	82.0	82.0	82.0 UJ	-	UG/KG	H2
SW8270C/NONE	SO	074SB-0010-0001-SO	240-22804-4	N	Dimethyl Phthalate	82.0	82.0	82.0 UJ	-	UG/KG	H2
SW8270C/NONE	SO	074SB-0010-0001-SO	240-22804-4	N	Di-n-Butyl Phthalate	82.0	82.0	82.0 UJ		UG/KG	H2
SW8270C/NONE	SO	074SB-0010-0001-SO	240-22804-4	N	Di-n-Octylphthalate	82.0	82.0	82.0 UJ	-	UG/KG	H2
SW8270C/NONE	SO	074SB-0010-0001-SO	240-22804-4	N	Fluoranthene	7.8	7.8	7.8 UJ	-	UG/KG	H2
SW8270C/NONE	SO	074SB-0010-0001-SO	240-22804-4	N	Fluorene	7.8	7.8	7.8 UJ	-	UG/KG	H2
SW8270C/NONE	SO	074SB-0010-0001-SO	240-22804-4	N	Hexachlorobenzene	7.8	7.8	7.8 UJ	-	UG/KG	H2
SW8270C/NONE	SO	074SB-0010-0001-SO	240-22804-4	N	Hexachlorobutadiene	58.0	58.0	58.0 UJ	-	UG/KG	H2
SW8270C/NONE	SO	074SB-0010-0001-SO	240-22804-4	N	Hexachlorocyclopentadiene	390	390	390 UJ	-	UG/KG	H2
SW8270C/NONE	SO	074SB-0010-0001-SO	240-22804-4	N	Hexachloroethane	58.0	58.0	58.0 UJ	-	UG/KG	H2
SW8270C/NONE	SO	074SB-0010-0001-SO	240-22804-4	N	Indeno(1,2,3-c,d)pyrene	7.8	7.8	7.8 UJ	-	UG/KG	H2
SW8270C/NONE	SO	074SB-0010-0001-SO	240-22804-4	N	Isophorone	58.0	58.0	58.0 UJ	-	UG/KG	H2
SW8270C/NONE	SO	074SB-0010-0001-SO	240-22804-4	N	Naphthalene	7.8	7.8	7.8 UJ	-	UG/KG	H2
SW8270C/NONE	SO	074SB-0010-0001-SO	240-22804-4	N	Nitrobenzene	120	120	120 UJ	-	UG/KG	H2
SW8270C/NONE	SO	074SB-0010-0001-SO	240-22804-4	N	n-Nitrosodi-n-propylamine	58.0	58.0	58.0 UJ	-	UG/KG	H2
SW8270C/NONE	SO	074SB-0010-0001-SO	240-22804-4	N	n-Nitrosodiphenylamine	58.0	58.0	58.0 UJ	-	UG/KG	H2
SW8270C/NONE	SO	074SB-0010-0001-SO	240-22804-4	N	Pentachlorophenol	180	180	180 UJ	-	UG/KG	H2
SW8270C/NONE	SO	074SB-0010-0001-SO	240-22804-4	N	Phenanthrene	7.8	7.8	7.8 UJ	-	UG/KG	H2
SW8270C/NONE	SO	074SB-0010-0001-SO	240-22804-4	N	Phenol	58.0	58.0	58.0 UJ	-	UG/KG	H2
SW8270C/NONE	SO	074SB-0010-0001-SO	240-22804-4	N	Pyrene	7.8	7.8	7.8 UJ	-	UG/KG	H2
SW8270C/NONE	SO	074SB-0012-0001-SO	240-22804-5	N	1,2,4-Trichlorobenzene	60.0	60.0	60.0 UJ	-	UG/KG	H2
SW8270C/NONE	SO	074SB-0012-0001-SO	240-22804-5	N	1,2-Dichlorobenzene	60.0	60.0	60.0 UJ	-	UG/KG	H2
SW8270C/NONE	SO	074SB-0012-0001-SO	240-22804-5	N	1,3-Dichlorobenzene	60.0	60.0	60.0 UJ	-	UG/KG	H2
SW8270C/NONE	SO	074SB-0012-0001-SO	240-22804-5	N	1,4-Dichlorobenzene	60.0	60.0	60.0 UJ	-	UG/KG	H2
SW8270C/NONE	SO	074SB-0012-0001-SO	240-22804-5	N	2,4,5-Trichlorophenol	180	180	180 UJ	-	UG/KG	H2
SW8270C/NONE	SO	074SB-0012-0001-SO	240-22804-5	N	2,4,6-Trichlorophenol	180	180	180 UJ	-	UG/KG	H2
SW8270C/NONE	SO	074SB-0012-0001-SO	240-22804-5	N	2,4-Dichlorophenol	180	180	180 UJ	-	UG/KG	H2

AUTOMATED DATA REVIEW SUMMARY for 240-22804-1_74,79,SB,RN

Qualified Results

Test Leach	Matrix	FieldSample ID	LabSample ID	Type	Analyte	RL	Lab Result	Qualified Result	Bias	Units	Reason
SW8270C/NONE	SO	074SB-0012-0001-SO	240-22804-5	N	2,4-Dimethylphenol	180	180	180 UJ	-	UG/KG	H2
SW8270C/NONE	SO	074SB-0012-0001-SO	240-22804-5	N	2,4-Dinitrophenol	400	400	400 UJ	-	UG/KG	H2
SW8270C/NONE	SO	074SB-0012-0001-SO	240-22804-5	N	2,4-Dinitrotoluene	240	240	240 UJ	-	UG/KG	H2
SW8270C/NONE	SO	074SB-0012-0001-SO	240-22804-5	N	2,6-Dinitrotoluene	240	240	240 UJ	-	UG/KG	H2
SW8270C/NONE	SO	074SB-0012-0001-SO	240-22804-5	N	2-Chloronaphthalene	60.0	60.0	60.0 UJ	-	UG/KG	H2
SW8270C/NONE	SO	074SB-0012-0001-SO	240-22804-5	N	2-Chlorophenol	60.0	60.0	60.0 UJ	-	UG/KG	H2
SW8270C/NONE	SO	074SB-0012-0001-SO	240-22804-5	N	2-Methylnaphthalene	8.0	8.0	8.0 UJ	-	UG/KG	H2
SW8270C/NONE	SO	074SB-0012-0001-SO	240-22804-5	N	2-Methylphenol (o-Cresol)	240	240	240 UJ	-	UG/KG	H2
SW8270C/NONE	SO	074SB-0012-0001-SO	240-22804-5	N	2-Nitroaniline	240	240	240 UJ	-	UG/KG	H2
SW8270C/NONE	SO	074SB-0012-0001-SO	240-22804-5	N	2-Nitrophenol	60.0	60.0	60.0 UJ	-	UG/KG	H2
SW8270C/NONE	SO	074SB-0012-0001-SO	240-22804-5	N	3,3'-Dichlorobenzidine	120	120	120 UJ	-	UG/KG	H2
SW8270C/NONE	SO	074SB-0012-0001-SO	240-22804-5	N	3-Nitroaniline	240	240	240 UJ	-	UG/KG	H2
SW8270C/NONE	SO	074SB-0012-0001-SO	240-22804-5	N	4,6-Dinitro-2-Methylphenol	180	180	180 UJ	-	UG/KG	H2
SW8270C/NONE	SO	074SB-0012-0001-SO	240-22804-5	N	4-Bromophenyl phenyl ether	60.0	60.0	60.0 UJ	-	UG/KG	H2
SW8270C/NONE	SO	074SB-0012-0001-SO	240-22804-5	N	4-Chloro-3-Methylphenol	180	180	180 UJ	-	UG/KG	H2
SW8270C/NONE	SO	074SB-0012-0001-SO	240-22804-5	N	4-Chloroaniline	180	180	180 UJ	-	UG/KG	H2
SW8270C/NONE	SO	074SB-0012-0001-SO	240-22804-5	N	4-Chlorophenyl Phenyl Ether	60.0	60.0	60.0 UJ	-	UG/KG	H2
SW8270C/NONE	SO	074SB-0012-0001-SO	240-22804-5	N	4-Nitroaniline	240	240	240 UJ	-	UG/KG	H2
SW8270C/NONE	SO	074SB-0012-0001-SO	240-22804-5	N	4-Nitrophenol	400	400	400 UJ	-	UG/KG	H2
SW8270C/NONE	SO	074SB-0012-0001-SO	240-22804-5	N	Acenaphthene	8.0	8.0	8.0 UJ	-	UG/KG	H2
SW8270C/NONE	SO	074SB-0012-0001-SO	240-22804-5	N	Acenaphthylene	8.0	8.0	8.0 UJ	-	UG/KG	H2
SW8270C/NONE	SO	074SB-0012-0001-SO	240-22804-5	N	Anthracene	8.0	8.0	8.0 UJ	-	UG/KG	H2
SW8270C/NONE	SO	074SB-0012-0001-SO	240-22804-5	N	Benzo(a)anthracene	8.0	8.0	8.0 UJ	-	UG/KG	H2
SW8270C/NONE	SO	074SB-0012-0001-SO	240-22804-5	N	Benzo(a)pyrene	8.0	8.0	8.0 UJ	-	UG/KG	H2
SW8270C/NONE	SO	074SB-0012-0001-SO	240-22804-5	N	Benzo(b)fluoranthene	8.0	8.0	8.0 UJ	-	UG/KG	H2
SW8270C/NONE	SO	074SB-0012-0001-SO	240-22804-5	N	Benzo(g,h,i)perylene	8.0	8.0	8.0 UJ	-	UG/KG	H2
SW8270C/NONE	SO	074SB-0012-0001-SO	240-22804-5	N	Benzo(k)fluoranthene	8.0	8.0	8.0 UJ	-	UG/KG	H2
SW8270C/NONE	SO	074SB-0012-0001-SO	240-22804-5	N	Benzoic acid	790	790	790 R	-	UG/KG	H2/c
SW8270C/NONE	SO	074SB-0012-0001-SO	240-22804-5	N	Benzyl alcohol	400	400	400 UJ	-	UG/KG	H2

AUTOMATED DATA REVIEW SUMMARY for 240-22804-1_74,79,SB,RN

Qualified Results

Test Leach	Matrix	FieldSample ID	LabSample ID	Type	Analyte	RL	Lab Result	Qualified Result	Bias	Units	Reason
SW8270C/NONE	SO	074SB-0012-0001-SO	240-22804-5	N	Benzyl butyl phthalate	84.0	84.0	84.0 UJ	-	UG/KG	H2
SW8270C/NONE	SO	074SB-0012-0001-SO	240-22804-5	N	bis(2-Chloroethoxy) Methane	120	120	120 UJ	-	UG/KG	H2
SW8270C/NONE	SO	074SB-0012-0001-SO	240-22804-5	N	bis(2-Chloroethyl) Ether (2-Chloroethyl Ether)	120	120	120 UJ	-	UG/KG	H2
SW8270C/NONE	SO	074SB-0012-0001-SO	240-22804-5	N	bis(2-Chloroisopropyl) Ether	120	120	120 UJ	-	UG/KG	H2
SW8270C/NONE	SO	074SB-0012-0001-SO	240-22804-5	N	bis(2-Ethylhexyl) Phthalate	84.0	49.0	49.0 J	-	UG/KG	H2/TR
SW8270C/NONE	SO	074SB-0012-0001-SO	240-22804-5	N	Carbazole	60.0	60.0	60.0 UJ	-	UG/KG	H2
SW8270C/NONE	SO	074SB-0012-0001-SO	240-22804-5	N	Chrysene	8.0	8.0	8.0 UJ	-	UG/KG	H2
SW8270C/NONE	SO	074SB-0012-0001-SO	240-22804-5	N	Cresols, m & p	480	480	480 UJ	-	UG/KG	H2
SW8270C/NONE	SO	074SB-0012-0001-SO	240-22804-5	N	Dibenz(a,h)anthracene	8.0	8.0	8.0 UJ	-	UG/KG	H2
SW8270C/NONE	SO	074SB-0012-0001-SO	240-22804-5	N	Dibenzofuran	60.0	60.0	60.0 UJ	-	UG/KG	H2
SW8270C/NONE	SO	074SB-0012-0001-SO	240-22804-5	N	Diethyl Phthalate	84.0	84.0	84.0 UJ	-	UG/KG	H2
SW8270C/NONE	SO	074SB-0012-0001-SO	240-22804-5	N	Dimethyl Phthalate	84.0	84.0	84.0 UJ	-	UG/KG	H2
SW8270C/NONE	SO	074SB-0012-0001-SO	240-22804-5	N	Di-n-Butyl Phthalate	84.0	31.0	84.0 U		UG/KG	L/H2
SW8270C/NONE	SO	074SB-0012-0001-SO	240-22804-5	N	Di-n-Octylphthalate	84.0	84.0	84.0 UJ	-	UG/KG	H2
SW8270C/NONE	SO	074SB-0012-0001-SO	240-22804-5	N	Fluoranthene	8.0	8.0	8.0 UJ	-	UG/KG	H2
SW8270C/NONE	SO	074SB-0012-0001-SO	240-22804-5	N	Fluorene	8.0	8.0	8.0 UJ	-	UG/KG	H2
SW8270C/NONE	SO	074SB-0012-0001-SO	240-22804-5	N	Hexachlorobenzene	8.0	8.0	8.0 UJ	-	UG/KG	H2
SW8270C/NONE	SO	074SB-0012-0001-SO	240-22804-5	N	Hexachlorobutadiene	60.0	60.0	60.0 UJ	-	UG/KG	H2
SW8270C/NONE	SO	074SB-0012-0001-SO	240-22804-5	N	Hexachlorocyclopentadiene	400	400	400 UJ	-	UG/KG	H2
SW8270C/NONE	SO	074SB-0012-0001-SO	240-22804-5	N	Hexachloroethane	60.0	60.0	60.0 UJ	-	UG/KG	H2
SW8270C/NONE	SO	074SB-0012-0001-SO	240-22804-5	N	Indeno(1,2,3-c,d)pyrene	8.0	8.0	8.0 UJ	-	UG/KG	H2
SW8270C/NONE	SO	074SB-0012-0001-SO	240-22804-5	N	Isophorone	60.0	60.0	60.0 UJ	-	UG/KG	H2
SW8270C/NONE	SO	074SB-0012-0001-SO	240-22804-5	N	Naphthalene	8.0	8.0	8.0 UJ	-	UG/KG	H2
SW8270C/NONE	SO	074SB-0012-0001-SO	240-22804-5	N	Nitrobenzene	120	120	120 UJ	-	UG/KG	H2
SW8270C/NONE	SO	074SB-0012-0001-SO	240-22804-5	N	n-Nitrosodi-n-propylamine	60.0	60.0	60.0 UJ	-	UG/KG	H2
SW8270C/NONE	SO	074SB-0012-0001-SO	240-22804-5	N	n-Nitrosodiphenylamine	60.0	60.0	60.0 UJ	-	UG/KG	H2
SW8270C/NONE	SO	074SB-0012-0001-SO	240-22804-5	N	Pentachlorophenol	180	180	180 UJ	-	UG/KG	H2
SW8270C/NONE	SO	074SB-0012-0001-SO	240-22804-5	N	Phenanthrene	8.0	8.0	8.0 UJ	-	UG/KG	H2
SW8270C/NONE	SO	074SB-0012-0001-SO	240-22804-5	N	Phenol	60.0	60.0	60.0 UJ	-	UG/KG	H2

AUTOMATED DATA REVIEW SUMMARY for 240-22804-1_74,79,SB,RN

Qualified Results

Test Leach	Matrix	FieldSample ID	LabSample ID	Type	Analyte	RL	Lab Result	Qualified Result	Bias	Units	Reason
SW8270C/NONE	SO	074SB-0012-0001-SO	240-22804-5	N	Pyrene	8.0	8.0	8.0 UJ	-	UG/KG	H2
SW8270C/NONE	SO	074SB-0013-0001-SO	240-22804-2	N	2,4-Dinitrophenol	390	390	390 UJ		UG/KG	J
SW8270C/NONE	SO	074SB-0013-0001-SO	240-22804-2	N	Benzoic acid	780	780	780 R		UG/KG	c
SW8270C/NONE	SO	074SB-0013-0001-SO	240-22804-2	N	bis(2-Ethylhexyl) Phthalate	83.0	23.0	23.0 J		UG/KG	TR
SW8270C/NONE	SO	074SB-0013-0001-SO	240-22804-2	N	Di-n-Butyl Phthalate	83.0	34.0	34.0 J		UG/KG	TR
SW8270C/NONE	SO	074SB-0015-0001-SO	240-22804-3	N	2,4-Dinitrophenol	390	390	390 UJ		UG/KG	J
SW8270C/NONE	SO	074SB-0015-0001-SO	240-22804-3	N	Benzoic acid	780	780	780 R		UG/KG	c
SW8270C/NONE	SO	074SB-0015-0001-SO	240-22804-3	N	Di-n-Butyl Phthalate	83.0	30.0	30.0 J		UG/KG	TR
SW8270C/NONE	SO	074SB-0015-0001-SO	240-22804-3	N	Fluoranthene	7.9	7.3	7.3 J		UG/KG	TR
SW8270C/NONE	SO	074SB-0015-0001-SO	240-22804-3	N	Pyrene	7.9	4.0	4.0 J		UG/KG	TR
SW8270C/NONE	SO	074SB-0023-0001-SO	240-22804-6	N	2,4-Dinitrophenol	2000	2000	2000 UJ		UG/KG	J
SW8270C/NONE	SO	074SB-0023-0001-SO	240-22804-6	N	Benzoic acid	4100	4100	4100 R		UG/KG	c
SW8270C/NONE	SO	074SB-0023-0001-SO	240-22804-6	N	Dibenzofuran	310	56.0	56.0 J		UG/KG	TR
SW8270C/NONE	SO	074SB-0024-0001-SO	240-22804-7	N	2,4-Dinitrophenol	390	390	390 UJ		UG/KG	J
SW8270C/NONE	SO	074SB-0024-0001-SO	240-22804-7	N	2-Methylnaphthalene	7.9	5.5	5.5 J		UG/KG	TR
SW8270C/NONE	SO	074SB-0024-0001-SO	240-22804-7	N	Benzoic acid	780	780	780 R		UG/KG	c
SW8270C/NONE	SO	074SB-0024-0001-SO	240-22804-7	N	bis(2-Ethylhexyl) Phthalate	83.0	66.0	66.0 J		UG/KG	TR
SW8270C/NONE	SO	074SB-0024-0001-SO	240-22804-7	N	Di-n-Butyl Phthalate	83.0	34.0	34.0 J		UG/KG	TR
SW8270C/NONE	SO	074SB-0024-0001-SO	240-22804-7	N	Naphthalene	7.9	6.3	6.3 J		UG/KG	TR
SW8270C/NONE	SO	074SB-0025-0001-SO	240-22804-8	N	2,4-Dinitrophenol	420	420	420 UJ		UG/KG	J
SW8270C/NONE	SO	074SB-0025-0001-SO	240-22804-8	N	Benzoic acid	830	830	830 R		UG/KG	c
SW8270C/NONE	SO	074SB-0025-0001-SO	240-22804-8	N	bis(2-Ethylhexyl) Phthalate	88.0	34.0	34.0 J		UG/KG	TR
SW8270C/NONE	SO	074SB-0025-0001-SO	240-22804-8	N	Carbazole	63.0	35.0	35.0 J		UG/KG	TR
SW8270C/NONE	SO	074SB-0025-0001-SO	240-22804-8	N	Di-n-Butyl Phthalate	88.0	33.0	33.0 J		UG/KG	TR
SW8270C/NONE	SO	074SB-0026-0001-SO	240-22804-9	N	2,4-Dinitrophenol	420	420	420 UJ		UG/KG	J
SW8270C/NONE	SO	074SB-0026-0001-SO	240-22804-9	N	Benzoic acid	830	830	830 R		UG/KG	c
SW8270C/NONE	SO	074SB-0026-0001-SO	240-22804-9	N	bis(2-Ethylhexyl) Phthalate	88.0	46.0	46.0 J		UG/KG	TR
SW8270C/NONE	SO	074SB-0026-0001-SO	240-22804-9	N	Dibenzofuran	63.0	34.0	34.0 J		UG/KG	TR
SW8270C/NONE	SO	074SB-0026-0001-SO	240-22804-9	N	Di-n-Butyl Phthalate	88.0	34.0	34.0 J		UG/KG	TR

AUTOMATED DATA REVIEW SUMMARY for 240-22804-1_74,79,SB,RN

Qualified Results

Test Leach	Matrix	FieldSample ID	LabSample ID	Type	Analyte	RL	Lab Result	Qualified Result	Bias	Units	Reason
SW8270C/NONE	SO	074SB-0027-0001-SO	240-22804-10	N	2,4-Dinitrophenol	390	390	390 UJ		UG/KG	J
SW8270C/NONE	SO	074SB-0027-0001-SO	240-22804-10	N	Benzoic acid	780	780	780 R		UG/KG	c
SW8270C/NONE	SO	074SB-0027-0001-SO	240-22804-10	N	bis(2-Ethylhexyl) Phthalate	82.0	26.0	26.0 J		UG/KG	TR
SW8270C/NONE	SO	074SB-0027-0001-SO	240-22804-10	N	Di-n-Butyl Phthalate	82.0	33.0	33.0 J		UG/KG	TR
SW8270C/NONE	WS	079RN-0317-0001-RN	240-22804-11	N	Benzoic acid	26.0	26.0	26.0 R		UG/L	c
SW8270C/NONE	WS	079RN-0317-0001-RN	240-22804-11	N	Benzyl alcohol	5.3	5.3	5.3 UJ		UG/L	J
SW8270C/NONE	WS	079RN-0317-0001-RN	240-22804-11	N	Hexachloroethane	1.1	1.1	1.1 UJ		UG/L	J

AUTOMATED DATA REVIEW SUMMARY for 240-22804-1_74,79,SB,RN

AUTOMATED DATA REVIEW SUMMARY for 240-22804-1_74,79,SB,RN

Detected Results

Test Leach	Matrix	FieldSample ID	LabSample ID	Type	Analyte	RL	Lab Result	Qualified Result	Units	Reason
M8015D/NONE	SO	074SB-0023-0001-SO	240-22804-6	N	C10-C20 Diesel Range Organics	21.0	56.0	56.0	MG/KG	
M8015D/NONE	SO	074SB-0023-0001-SO	240-22804-6	N	C20-C34 Motor Oil Range Organics	21.0	220	220	MG/KG	
M8015D/NONE	SO	074SB-0025-0001-SO	240-22804-8	N	C10-C20 Diesel Range Organics	21.0	210	210	MG/KG	
M8015D/NONE	SO	074SB-0025-0001-SO	240-22804-8	N	C20-C34 Motor Oil Range Organics	21.0	230	230	MG/KG	
M8015D/NONE	SO	074SB-0026-0001-SO	240-22804-9	N	C20-C34 Motor Oil Range Organics	21.0	54.0	54.0	MG/KG	

Test Leach	Matrix	FieldSample ID	LabSample ID	Type	Analyte	RL	Lab Result	Qualified Result	Units	Reason
SW6020/NONE	SO	074SB-0010-0001-SO	240-22804-4	N	Silver	0.12	0.037	0.037 J	MG/KG	TR
SW6020/NONE	SO	074SB-0010-0001-SO	240-22804-4	N	Aluminum	3.5	12000	12000	MG/KG	
SW6020/NONE	SO	074SB-0010-0001-SO	240-22804-4	N	Arsenic	0.12	8.2	8.2	MG/KG	
SW6020/NONE	SO	074SB-0010-0001-SO	240-22804-4	N	Barium	1.2	67.0	67.0	MG/KG	
SW6020/NONE	SO	074SB-0010-0001-SO	240-22804-4	N	Beryllium	0.12	0.60	0.60	MG/KG	
SW6020/NONE	SO	074SB-0010-0001-SO	240-22804-4	N	Calcium	12.0	32000	32000	MG/KG	
SW6020/NONE	SO	074SB-0010-0001-SO	240-22804-4	N	Cadmium	0.12	0.20	0.20	MG/KG	
SW6020/NONE	SO	074SB-0010-0001-SO	240-22804-4	N	Cobalt	0.059	12.0	12.0	MG/KG	
SW6020/NONE	SO	074SB-0010-0001-SO	240-22804-4	N	Chromium	0.24	19.0	19.0	MG/KG	
SW6020/NONE	SO	074SB-0010-0001-SO	240-22804-4	N	Copper	0.24	18.0	18.0	MG/KG	
SW6020/NONE	SO	074SB-0010-0001-SO	240-22804-4	N	Iron	5.9	24000	24000	MG/KG	
SW6020/NONE	SO	074SB-0010-0001-SO	240-22804-4	N	Potassium	12.0	2200	2200	MG/KG	
SW6020/NONE	SO	074SB-0010-0001-SO	240-22804-4	N	Magnesium	12.0	8000	8000	MG/KG	
SW6020/NONE	SO	074SB-0010-0001-SO	240-22804-4	N	Manganese	0.59	350	350	MG/KG	
SW6020/NONE	SO	074SB-0010-0001-SO	240-22804-4	N	Sodium	12.0	120	120	MG/KG	
SW6020/NONE	SO	074SB-0010-0001-SO	240-22804-4	N	Nickel	0.12	28.0	28.0	MG/KG	
SW6020/NONE	SO	074SB-0010-0001-SO	240-22804-4	N	Lead	0.12	11.0	11.0	MG/KG	
SW6020/NONE	SO	074SB-0010-0001-SO	240-22804-4	N	Selenium	0.59	0.26	0.26 J	MG/KG	TR
SW6020/NONE	SO	074SB-0010-0001-SO	240-22804-4	N	Thallium	0.12	0.19	0.19	MG/KG	
SW6020/NONE	SO	074SB-0010-0001-SO	240-22804-4	N	Vanadium	0.12	20.0	20.0	MG/KG	
SW6020/NONE	SO	074SB-0010-0001-SO	240-22804-4	N	Zinc	0.59	52.0	52.0	MG/KG	
SW6020/NONE	WS	079RN-0317-0001-RN	240-22804-11	N	Chromium	2.0	3.2	3.2	UG/L	

AUTOMATED DATA REVIEW SUMMARY for 240-22804-1_74,79,SB,RN

Detected Results

Test Leach	Matrix	FieldSample ID	LabSample ID	Type	Analyte	RL	Lab Result	Qualified Result	Units	Reason
SW6020/NONE	WS	079RN-0317-0001-RN	240-22804-11	N	Copper	2.0	0.41	0.41 J	UG/L	TR
SW6020/NONE	WS	079RN-0317-0001-RN	240-22804-11	N	Sodium	100	65.0	65.0 J	UG/L	TR
SW6020/NONE	WS	079RN-0317-0001-RN	240-22804-11	N	Nickel	1.0	5.9	5.9	UG/L	
SW6020/NONE	WS	079RN-0317-0001-RN	240-22804-11	N	Zinc	5.0	3.2	3.2 J	UG/L	TR
Test Leach	**Matrix**	**FieldSample ID**	**LabSample ID**	**Type**	**Analyte**	**RL**	**Lab Result**	**Qualified Result**	**Units**	**Reason**
SW8260B/NONE	WG	079-0318-0001-TB	240-22804-12	N	Acetone	10.0	5.1	5.1 J	UG/L	TR/J
SW8260B/NONE	WG	079-0318-0001-TB	240-22804-12	N	Methylene Chloride	1.0	1.1	1.1	UG/L	
SW8260B/NONE	WS	079RN-0317-0001-RN	240-22804-11	N	Chloroform	1.0	0.34	0.34 J	UG/L	TR
Test Leach	**Matrix**	**FieldSample ID**	**LabSample ID**	**Type**	**Analyte**	**RL**	**Lab Result**	**Qualified Result**	**Units**	**Reason**
SW8270C/NONE	SO	074SB-0010-0001-SO	240-22804-4	N	bis(2-Ethylhexyl) Phthalate	82.0	120	120 J -	UG/KG	H2
SW8270C/NONE	SO	074SB-0012-0001-SO	240-22804-5	N	bis(2-Ethylhexyl) Phthalate	84.0	49.0	49.0 J -	UG/KG	H2/TR
SW8270C/NONE	SO	074SB-0013-0001-SO	240-22804-2	N	bis(2-Ethylhexyl) Phthalate	83.0	23.0	23.0 J	UG/KG	TR
SW8270C/NONE	SO	074SB-0013-0001-SO	240-22804-2	N	Di-n-Butyl Phthalate	83.0	34.0	34.0 J	UG/KG	TR
SW8270C/NONE	SO	074SB-0015-0001-SO	240-22804-3	N	Di-n-Butyl Phthalate	83.0	30.0	30.0 J	UG/KG	TR
SW8270C/NONE	SO	074SB-0015-0001-SO	240-22804-3	N	Fluoranthene	7.9	7.3	7.3 J	UG/KG	TR
SW8270C/NONE	SO	074SB-0015-0001-SO	240-22804-3	N	2-Methylnaphthalene	7.9	15.0	15.0	UG/KG	
SW8270C/NONE	SO	074SB-0015-0001-SO	240-22804-3	N	Naphthalene	7.9	11.0	11.0	UG/KG	
SW8270C/NONE	SO	074SB-0015-0001-SO	240-22804-3	N	Pyrene	7.9	4.0	4.0 J	UG/KG	TR
SW8270C/NONE	SO	074SB-0023-0001-SO	240-22804-6	N	Acenaphthene	41.0	85.0	85.0	UG/KG	
SW8270C/NONE	SO	074SB-0023-0001-SO	240-22804-6	N	Anthracene	41.0	160	160	UG/KG	
SW8270C/NONE	SO	074SB-0023-0001-SO	240-22804-6	N	Benzo(a)anthracene	41.0	260	260	UG/KG	
SW8270C/NONE	SO	074SB-0023-0001-SO	240-22804-6	N	Benzo(a)pyrene	41.0	180	180	UG/KG	
SW8270C/NONE	SO	074SB-0023-0001-SO	240-22804-6	N	Benzo(b)fluoranthene	41.0	260	260	UG/KG	
SW8270C/NONE	SO	074SB-0023-0001-SO	240-22804-6	N	Benzo(g,h,i)perylene	41.0	120	120	UG/KG	
SW8270C/NONE	SO	074SB-0023-0001-SO	240-22804-6	N	Benzo(k)fluoranthene	41.0	87.0	87.0	UG/KG	
SW8270C/NONE	SO	074SB-0023-0001-SO	240-22804-6	N	Chrysene	41.0	330	330	UG/KG	
SW8270C/NONE	SO	074SB-0023-0001-SO	240-22804-6	N	Dibenzofuran	310	56.0	56.0 J	UG/KG	TR
SW8270C/NONE	SO	074SB-0023-0001-SO	240-22804-6	N	Fluorene	41.0	90.0	90.0	UG/KG	

AUTOMATED DATA REVIEW SUMMARY for 240-22804-1_74,79,SB,RN

Detected Results

Test Leach	Matrix	FieldSample ID	LabSample ID	Type	Analyte	RL	Lab Result	Qualified Result	Units	Reason
SW8270C/NONE	SO	074SB-0023-0001-SO	240-22804-6	N	Fluoranthene	41.0	670	670	UG/KG	
SW8270C/NONE	SO	074SB-0023-0001-SO	240-22804-6	N	Indeno(1,2,3-c,d)pyrene	41.0	96.0	96.0	UG/KG	
SW8270C/NONE	SO	074SB-0023-0001-SO	240-22804-6	N	Phenanthrene	41.0	330	330	UG/KG	
SW8270C/NONE	SO	074SB-0023-0001-SO	240-22804-6	N	Pyrene	41.0	570	570	UG/KG	
SW8270C/NONE	SO	074SB-0024-0001-SO	240-22804-7	N	Acenaphthene	7.9	8.7	8.7	UG/KG	
SW8270C/NONE	SO	074SB-0024-0001-SO	240-22804-7	N	Anthracene	7.9	12.0	12.0	UG/KG	
SW8270C/NONE	SO	074SB-0024-0001-SO	240-22804-7	N	bis(2-Ethylhexyl) Phthalate	83.0	66.0	66.0 J	UG/KG	TR
SW8270C/NONE	SO	074SB-0024-0001-SO	240-22804-7	N	Benzo(a)anthracene	7.9	48.0	48.0	UG/KG	
SW8270C/NONE	SO	074SB-0024-0001-SO	240-22804-7	N	Benzo(a)pyrene	7.9	39.0	39.0	UG/KG	
SW8270C/NONE	SO	074SB-0024-0001-SO	240-22804-7	N	Benzo(b)fluoranthene	7.9	60.0	60.0	UG/KG	
SW8270C/NONE	SO	074SB-0024-0001-SO	240-22804-7	N	Benzo(g,h,i)perylene	7.9	34.0	34.0	UG/KG	
SW8270C/NONE	SO	074SB-0024-0001-SO	240-22804-7	N	Benzo(k)fluoranthene	7.9	22.0	22.0	UG/KG	
SW8270C/NONE	SO	074SB-0024-0001-SO	240-22804-7	N	Chrysene	7.9	49.0	49.0	UG/KG	
SW8270C/NONE	SO	074SB-0024-0001-SO	240-22804-7	N	Di-n-Butyl Phthalate	83.0	34.0	34.0 J	UG/KG	TR
SW8270C/NONE	SO	074SB-0024-0001-SO	240-22804-7	N	Fluorene	7.9	13.0	13.0	UG/KG	
SW8270C/NONE	SO	074SB-0024-0001-SO	240-22804-7	N	Fluoranthene	7.9	100	100	UG/KG	
SW8270C/NONE	SO	074SB-0024-0001-SO	240-22804-7	N	Indeno(1,2,3-c,d)pyrene	7.9	26.0	26.0	UG/KG	
SW8270C/NONE	SO	074SB-0024-0001-SO	240-22804-7	N	2-Methylnaphthalene	7.9	5.5	5.5 J	UG/KG	TR
SW8270C/NONE	SO	074SB-0024-0001-SO	240-22804-7	N	Naphthalene	7.9	6.3	6.3 J	UG/KG	TR
SW8270C/NONE	SO	074SB-0024-0001-SO	240-22804-7	N	Phenanthrene	7.9	61.0	61.0	UG/KG	
SW8270C/NONE	SO	074SB-0024-0001-SO	240-22804-7	N	Pyrene	7.9	86.0	86.0	UG/KG	
SW8270C/NONE	SO	074SB-0025-0001-SO	240-22804-8	N	Acenaphthene	8.4	51.0	51.0	UG/KG	
SW8270C/NONE	SO	074SB-0025-0001-SO	240-22804-8	N	Acenaphthylene	8.4	9.9	9.9	UG/KG	
SW8270C/NONE	SO	074SB-0025-0001-SO	240-22804-8	N	Anthracene	8.4	90.0	90.0	UG/KG	
SW8270C/NONE	SO	074SB-0025-0001-SO	240-22804-8	N	bis(2-Ethylhexyl) Phthalate	88.0	34.0	34.0 J	UG/KG	TR
SW8270C/NONE	SO	074SB-0025-0001-SO	240-22804-8	N	Benzo(a)anthracene	8.4	110	110	UG/KG	
SW8270C/NONE	SO	074SB-0025-0001-SO	240-22804-8	N	Benzo(a)pyrene	8.4	100	100	UG/KG	
SW8270C/NONE	SO	074SB-0025-0001-SO	240-22804-8	N	Benzo(b)fluoranthene	8.4	150	150	UG/KG	

AUTOMATED DATA REVIEW SUMMARY for 240-22804-1_74,79,SB,RN

Detected Results

Test Leach	Matrix	FieldSample ID	LabSample ID	Type	Analyte	RL	Lab Result	Qualified Result	Units	Reason
SW8270C/NONE	SO	074SB-0025-0001-SO	240-22804-8	N	Benzo(g,h,i)perylene	8.4	80.0	80.0	UG/KG	
SW8270C/NONE	SO	074SB-0025-0001-SO	240-22804-8	N	Benzo(k)fluoranthene	8.4	55.0	55.0	UG/KG	
SW8270C/NONE	SO	074SB-0025-0001-SO	240-22804-8	N	Carbazole	63.0	35.0	35.0 J	UG/KG	TR
SW8270C/NONE	SO	074SB-0025-0001-SO	240-22804-8	N	Chrysene	8.4	120	120	UG/KG	
SW8270C/NONE	SO	074SB-0025-0001-SO	240-22804-8	N	Dibenz(a,h)anthracene	8.4	20.0	20.0	UG/KG	
SW8270C/NONE	SO	074SB-0025-0001-SO	240-22804-8	N	Dibenzofuran	63.0	78.0	78.0	UG/KG	
SW8270C/NONE	SO	074SB-0025-0001-SO	240-22804-8	N	Di-n-Butyl Phthalate	88.0	33.0	33.0 J	UG/KG	TR
SW8270C/NONE	SO	074SB-0025-0001-SO	240-22804-8	N	Fluorene	8.4	93.0	93.0	UG/KG	
SW8270C/NONE	SO	074SB-0025-0001-SO	240-22804-8	N	Fluoranthene	8.4	310	310	UG/KG	
SW8270C/NONE	SO	074SB-0025-0001-SO	240-22804-8	N	Indeno(1,2,3-c,d)pyrene	8.4	66.0	66.0	UG/KG	
SW8270C/NONE	SO	074SB-0025-0001-SO	240-22804-8	N	2-Methylnaphthalene	8.4	51.0	51.0	UG/KG	
SW8270C/NONE	SO	074SB-0025-0001-SO	240-22804-8	N	Naphthalene	8.4	30.0	30.0	UG/KG	
SW8270C/NONE	SO	074SB-0025-0001-SO	240-22804-8	N	Phenanthrene	8.4	170	170	UG/KG	
SW8270C/NONE	SO	074SB-0025-0001-SO	240-22804-8	N	Pyrene	8.4	270	270	UG/KG	
SW8270C/NONE	SO	074SB-0026-0001-SO	240-22804-9	N	Acenaphthene	8.4	21.0	21.0	UG/KG	
SW8270C/NONE	SO	074SB-0026-0001-SO	240-22804-9	N	Anthracene	8.4	48.0	48.0	UG/KG	
SW8270C/NONE	SO	074SB-0026-0001-SO	240-22804-9	N	bis(2-Ethylhexyl) Phthalate	88.0	46.0	46.0 J	UG/KG	TR
SW8270C/NONE	SO	074SB-0026-0001-SO	240-22804-9	N	Benzo(a)anthracene	8.4	98.0	98.0	UG/KG	
SW8270C/NONE	SO	074SB-0026-0001-SO	240-22804-9	N	Benzo(a)pyrene	8.4	74.0	74.0	UG/KG	
SW8270C/NONE	SO	074SB-0026-0001-SO	240-22804-9	N	Benzo(b)fluoranthene	8.4	130	130	UG/KG	
SW8270C/NONE	SO	074SB-0026-0001-SO	240-22804-9	N	Benzo(g,h,i)perylene	8.4	63.0	63.0	UG/KG	
SW8270C/NONE	SO	074SB-0026-0001-SO	240-22804-9	N	Benzo(k)fluoranthene	8.4	35.0	35.0	UG/KG	
SW8270C/NONE	SO	074SB-0026-0001-SO	240-22804-9	N	Chrysene	8.4	110	110	UG/KG	
SW8270C/NONE	SO	074SB-0026-0001-SO	240-22804-9	N	Dibenzofuran	63.0	34.0	34.0 J	UG/KG	TR
SW8270C/NONE	SO	074SB-0026-0001-SO	240-22804-9	N	Di-n-Butyl Phthalate	88.0	34.0	34.0 J	UG/KG	TR
SW8270C/NONE	SO	074SB-0026-0001-SO	240-22804-9	N	Fluorene	8.4	46.0	46.0	UG/KG	
SW8270C/NONE	SO	074SB-0026-0001-SO	240-22804-9	N	Fluoranthene	8.4	280	280	UG/KG	
SW8270C/NONE	SO	074SB-0026-0001-SO	240-22804-9	N	Indeno(1,2,3-c,d)pyrene	8.4	53.0	53.0	UG/KG	

AUTOMATED DATA REVIEW SUMMARY for 240-22804-1_74,79,SB,RN

Detected Results

Test Leach	Matrix	FieldSample ID	LabSample ID	Type	Analyte	RL	Lab Result	Qualified Result	Units	Reason
SW8270C/NONE	SO	074SB-0026-0001-SO	240-22804-9	N	2-Methylnaphthalene	8.4	9.7	9.7	UG/KG	
SW8270C/NONE	SO	074SB-0026-0001-SO	240-22804-9	N	Naphthalene	8.4	10.0	10.0	UG/KG	
SW8270C/NONE	SO	074SB-0026-0001-SO	240-22804-9	N	Phenanthrene	8.4	79.0	79.0	UG/KG	
SW8270C/NONE	SO	074SB-0026-0001-SO	240-22804-9	N	Pyrene	8.4	240	240	UG/KG	
SW8270C/NONE	SO	074SB-0027-0001-SO	240-22804-10	N	bis(2-Ethylhexyl) Phthalate	82.0	26.0	26.0 J	UG/KG	TR
SW8270C/NONE	SO	074SB-0027-0001-SO	240-22804-10	N	Di-n-Butyl Phthalate	82.0	33.0	33.0 J	UG/KG	TR

AUTOMATED DATA REVIEW SUMMARY for 240-22804-1_74,79,SB,RN

AUTOMATED DATA REVIEW SUMMARY for 240-22804-1_74,79,SB,RN

Rejected Results

Test Leach	Matrix	FieldSample ID	Type	Analyte	RL	Lab Result	Qualified Result	Units	Reason
SW8270C/NONE	SO	074SB-0010-0001-SO	N	Benzoic acid	770	770	R	UG/KG	H2/c
SW8270C/NONE	SO	074SB-0012-0001-SO	N	Benzoic acid	790	790	R	UG/KG	H2/c
SW8270C/NONE	SO	074SB-0013-0001-SO	N	Benzoic acid	780	780	R	UG/KG	c
SW8270C/NONE	SO	074SB-0015-0001-SO	N	Benzoic acid	780	780	R	UG/KG	c
SW8270C/NONE	SO	074SB-0023-0001-SO	N	Benzoic acid	4100	4100	R	UG/KG	c
SW8270C/NONE	SO	074SB-0024-0001-SO	N	Benzoic acid	780	780	R	UG/KG	c
SW8270C/NONE	SO	074SB-0025-0001-SO	N	Benzoic acid	830	830	R	UG/KG	c
SW8270C/NONE	SO	074SB-0026-0001-SO	N	Benzoic acid	830	830	R	UG/KG	c
SW8270C/NONE	SO	074SB-0027-0001-SO	N	Benzoic acid	780	780	R	UG/KG	c
SW8270C/NONE	WS	079RN-0317-0001-RN	N	Benzoic acid	26.0	26.0	R	UG/L	c

AUTOMATED DATA REVIEW SUMMARY for 240-22804-1_74,79,SB,RN

Anomalies Count

SDG Name: 240-22804-1_74,79,SB,RN

Test/Extraction Method/Leach	# of Field Samples Outside of Compliance	# of Analytes Outside of Compliance
E353.2/METHOD/NONE	1	1
M8015D/SW3540C/NONE	9	18
SW6020/SW3050B/NONE	1	6
SW7471A/TOTAL/NONE	1	1
SW8081/SW3520C/NONE	1	5
SW8082/SW3520C/NONE	1	7
SW8260B/SW5035/NONE	1	1
SW8270C/SW3510/NONE	1	16
SW8330B/METHOD/NONE	1	6

Anomalies are cases where the reported RL exceeds that specified in the governing project document.

AUTOMATED DATA REVIEW SUMMARY for 240-22804-1_74,79,SB,RN

Reporting Anomalies

SDG Name: 240-22804-1_74,79,SB,RN

Test Leach	FieldSample ID	Type	Dilution	Analyte	Result	DL	RL	Project RL	Units
E353.2/NONE	074SB-0010-0001-SO	N	1	Nitrocellulose	5.9 U	0.92	5.9	5	MG/KG

Test Leach	FieldSample ID	Type	Dilution	Analyte	Result	DL	RL	Project RL	Units
M8015D/NONE	074SB-0010-0001-SO	N	1	C10-C20 Diesel Range Organics	20 U	11	20	10	MG/KG
M8015D/NONE	074SB-0010-0001-SO	N	1	C20-C34 Motor Oil Range Organics	20 U	11	20	10	MG/KG
M8015D/NONE	074SB-0012-0001-SO	N	1	C10-C20 Diesel Range Organics	20 U	11	20	10	MG/KG
M8015D/NONE	074SB-0012-0001-SO	N	1	C20-C34 Motor Oil Range Organics	20 U	11	20	10	MG/KG
M8015D/NONE	074SB-0013-0001-SO	N	1	C10-C20 Diesel Range Organics	20 U	11	20	10	MG/KG
M8015D/NONE	074SB-0013-0001-SO	N	1	C20-C34 Motor Oil Range Organics	20 U	11	20	10	MG/KG
M8015D/NONE	074SB-0015-0001-SO	N	1	C10-C20 Diesel Range Organics	20 U	11	20	10	MG/KG
M8015D/NONE	074SB-0015-0001-SO	N	1	C20-C34 Motor Oil Range Organics	20 U	11	20	10	MG/KG
M8015D/NONE	074SB-0023-0001-SO	N	1	C10-C20 Diesel Range Organics	56	12	21	10	MG/KG
M8015D/NONE	074SB-0023-0001-SO	N	1	C20-C34 Motor Oil Range Organics	220	12	21	10	MG/KG
M8015D/NONE	074SB-0024-0001-SO	N	1	C10-C20 Diesel Range Organics	20 U	11	20	10	MG/KG
M8015D/NONE	074SB-0024-0001-SO	N	1	C20-C34 Motor Oil Range Organics	20 U	11	20	10	MG/KG
M8015D/NONE	074SB-0025-0001-SO	N	1	C10-C20 Diesel Range Organics	210	12	21	10	MG/KG
M8015D/NONE	074SB-0025-0001-SO	N	1	C20-C34 Motor Oil Range Organics	230	12	21	10	MG/KG
M8015D/NONE	074SB-0026-0001-SO	N	1	C10-C20 Diesel Range Organics	21 U	12	21	10	MG/KG
M8015D/NONE	074SB-0026-0001-SO	N	1	C20-C34 Motor Oil Range Organics	54	12	21	10	MG/KG
M8015D/NONE	074SB-0027-0001-SO	N	1	C10-C20 Diesel Range Organics	20 U	11	20	10	MG/KG
M8015D/NONE	074SB-0027-0001-SO	N	1	C20-C34 Motor Oil Range Organics	20 U	11	20	10	MG/KG
M8015D/NONE	079RN-0317-0001-RN	N	1	C10-C20 Diesel Range Organics	500 U	240	500	0.5	UG/L
M8015D/NONE	079RN-0317-0001-RN	N	1	C20-C34 Motor Oil Range Organics	500 U	240	500	0.5	UG/L

Test Leach	FieldSample ID	Type	Dilution	Analyte	Result	DL	RL	Project RL	Units
SW6020/NONE	074SB-0010-0001-SO	N	1	Barium	67	0.013	1.2	1	MG/KG
SW6020/NONE	074SB-0010-0001-SO	N	1	Beryllium	0.6	0.0088	0.12	0.1	MG/KG
SW6020/NONE	074SB-0010-0001-SO	N	1	Cadmium	0.2	0.016	0.12	0.1	MG/KG
SW6020/NONE	074SB-0010-0001-SO	N	1	Calcium	32000	1.6	12	10	MG/KG
SW6020/NONE	074SB-0010-0001-SO	N	1	Magnesium	8000	1.3	12	10	MG/KG

Reporting Anomalies are cases where the reported RL exceeds that specified in the governing project document.

AUTOMATED DATA REVIEW SUMMARY for 240-22804-1_74,79,SB,RN

Reporting Anomalies

SDG Name: 240-22804-1_74,79,SB,RN

Test Leach	FieldSample ID	Type	Dilution	Analyte	Result	DL	RL	Project RL	Units
SW6020/NONE	074SB-0010-0001-SO	N	1	Selenium	0.26 J	0.06	0.59	0.5	MG/KG
SW6020/NONE	079RN-0317-0001-RN	N	1	Cadmium	1 U	0.13	1	0.5	UG/L
Test Leach	**FieldSample ID**	**Type**	**Dilution**	**Analyte**	**Result**	**DL**	**RL**	**Project RL**	**Units**
SW7471A/NONE	074SB-0010-0001-SO	N	1	Mercury	0.12 U	0.017	0.12	0.1	MG/KG
Test Leach	**FieldSample ID**	**Type**	**Dilution**	**Analyte**	**Result**	**DL**	**RL**	**Project RL**	**Units**
SW8081/NONE	074SB-0010-0001-SO	N	1	Aldrin	4.7 UJ	1.4	4.7	1.7	UG/KG
SW8081/NONE	074SB-0010-0001-SO	N	1	alpha-BHC (alpha-Hexachlorocyclohexane)	2.9 UJ	0.86	2.9	1.7	UG/KG
SW8081/NONE	074SB-0010-0001-SO	N	1	alpha-Chlordane	3.5 UJ	1.1	3.5	1.7	UG/KG
SW8081/NONE	074SB-0010-0001-SO	N	1	alpha-Endosulfan	2 UJ	0.61	2	1.7	UG/KG
SW8081/NONE	074SB-0010-0001-SO	N	1	beta-BHC (beta-Hexachlorocyclohexane)	4.1 UJ	1.3	4.1	1.7	UG/KG
SW8081/NONE	074SB-0010-0001-SO	N	1	beta-Endosulfan	2.9 UJ	0.97	2.9	1.7	UG/KG
SW8081/NONE	074SB-0010-0001-SO	N	1	delta-BHC (delta-Hexachlorocyclohexane)	4.7 UJ	1.4	4.7	1.7	UG/KG
SW8081/NONE	074SB-0010-0001-SO	N	1	Dieldrin	2 UJ	0.55	2	1.7	UG/KG
SW8081/NONE	074SB-0010-0001-SO	N	1	Endosulfan Sulfate	3.5 UJ	1	3.5	1.7	UG/KG
SW8081/NONE	074SB-0010-0001-SO	N	1	Endrin	2 UJ	0.59	2	1.7	UG/KG
SW8081/NONE	074SB-0010-0001-SO	N	1	Endrin Aldehyde	3.5 UJ	1.2	3.5	1.7	UG/KG
SW8081/NONE	074SB-0010-0001-SO	N	1	Endrin Ketone	2.4 UJ	0.74	2.4	1.7	UG/KG
SW8081/NONE	074SB-0010-0001-SO	N	1	gamma-BHC (Lindane)	2.9 UJ	0.87	2.9	1.7	UG/KG
SW8081/NONE	074SB-0010-0001-SO	N	1	gamma-Chlordane	2 UJ	0.49	2	1.7	UG/KG
SW8081/NONE	074SB-0010-0001-SO	N	1	Heptachlor	4.1 UJ	1.3	4.1	1.7	UG/KG
SW8081/NONE	074SB-0010-0001-SO	N	1	Heptachlor Epoxide	2.9 UJ	0.94	2.9	1.7	UG/KG
SW8081/NONE	074SB-0010-0001-SO	N	1	Methoxychlor	5.9 UJ	1.8	5.9	1.7	UG/KG
SW8081/NONE	074SB-0010-0001-SO	N	1	p,p'-DDD	2.4 UJ	0.73	2.4	1.7	UG/KG
SW8081/NONE	074SB-0010-0001-SO	N	1	p,p'-DDE	2 UJ	0.46	2	1.7	UG/KG
SW8081/NONE	074SB-0010-0001-SO	N	1	p,p'-DDT	2.4 UJ	0.74	2.4	1.7	UG/KG
SW8081/NONE	079RN-0317-0001-RN	N	1	Aldrin	0.05 U	0.0082	0.05	0.03	UG/L
SW8081/NONE	079RN-0317-0001-RN	N	1	alpha-BHC (alpha-Hexachlorocyclohexane)	0.05 U	0.007	0.05	0.03	UG/L
SW8081/NONE	079RN-0317-0001-RN	N	1	Dieldrin	0.05 U	0.0075	0.05	0.03	UG/L

Reporting Anomalies are cases where the reported RL exceeds that specified in the governing project document.

AUTOMATED DATA REVIEW SUMMARY for 240-22804-1_74,79,SB,RN

Reporting Anomalies

SDG Name: 240-22804-1_74,79,SB,RN

Test Leach	FieldSample ID	Type	Dilution	Analyte	Result	DL	RL	Project RL	Units
SW8081/NONE	079RN-0317-0001-RN	N	1	Heptachlor	0.05 U	0.008	0.05	0.03	UG/L
SW8081/NONE	079RN-0317-0001-RN	N	1	Heptachlor Epoxide	0.05 U	0.0071	0.05	0.03	UG/L
Test Leach	**FieldSample ID**	**Type**	**Dilution**	**Analyte**	**Result**	**DL**	**RL**	**Project RL**	**Units**
SW8082/NONE	074SB-0010-0001-SO	N	1	PCB-1016 (Arochlor 1016)	77 U	25	77	33	UG/KG
SW8082/NONE	074SB-0010-0001-SO	N	1	PCB-1221 (Arochlor 1221)	59 U	19	59	33	UG/KG
SW8082/NONE	074SB-0010-0001-SO	N	1	PCB-1232 (Arochlor 1232)	53 U	16	53	33	UG/KG
SW8082/NONE	074SB-0010-0001-SO	N	1	PCB-1242 (Arochlor 1242)	47 U	15	47	33	UG/KG
SW8082/NONE	074SB-0010-0001-SO	N	1	PCB-1248 (Arochlor 1248)	65 U	20	65	33	UG/KG
SW8082/NONE	074SB-0010-0001-SO	N	1	PCB-1254 (Arochlor 1254)	65 U	20	65	33	UG/KG
SW8082/NONE	074SB-0010-0001-SO	N	1	PCB-1260 (Arochlor 1260)	65 U	20	65	33	UG/KG
SW8082/NONE	079RN-0317-0001-RN	N	1	PCB-1016 (Arochlor 1016)	0.5 U	0.17	0.5	0.2	UG/L
SW8082/NONE	079RN-0317-0001-RN	N	1	PCB-1221 (Arochlor 1221)	0.5 U	0.13	0.5	0.2	UG/L
SW8082/NONE	079RN-0317-0001-RN	N	1	PCB-1232 (Arochlor 1232)	0.5 U	0.16	0.5	0.2	UG/L
SW8082/NONE	079RN-0317-0001-RN	N	1	PCB-1242 (Arochlor 1242)	0.5 U	0.22	0.5	0.2	UG/L
SW8082/NONE	079RN-0317-0001-RN	N	1	PCB-1248 (Arochlor 1248)	0.5 U	0.1	0.5	0.2	UG/L
SW8082/NONE	079RN-0317-0001-RN	N	1	PCB-1254 (Arochlor 1254)	0.5 U	0.16	0.5	0.2	UG/L
SW8082/NONE	079RN-0317-0001-RN	N	1	PCB-1260 (Arochlor 1260)	0.5 U	0.17	0.5	0.2	UG/L
Test Leach	**FieldSample ID**	**Type**	**Dilution**	**Analyte**	**Result**	**DL**	**RL**	**Project RL**	**Units**
SW8260B/NONE	074SB-0010-0001-SO	N	1	1,2-Dichloroethene	9.1 U	0.7	9.1	5	UG/KG
SW8260B/NONE	079-0318-0001-TB	N	1	1,2-Dichloroethene	2 U	0.34	2	1	UG/L
SW8260B/NONE	079RN-0317-0001-RN	N	1	1,2-Dichloroethene	2 U	0.34	2	1	UG/L
Test Leach	**FieldSample ID**	**Type**	**Dilution**	**Analyte**	**Result**	**DL**	**RL**	**Project RL**	**Units**
SW8270C/NONE	074SB-0010-0001-SO	N	1	Benzyl alcohol	390 UJ	25	390	330	UG/KG
SW8270C/NONE	074SB-0010-0001-SO	N	1	Carbazole	58 UJ	32	58	50	UG/KG
SW8270C/NONE	074SB-0010-0001-SO	N	1	Cresols, m & p	470 UJ	23	470	300	UG/KG
SW8270C/NONE	074SB-0010-0001-SO	N	1	Hexachlorocyclopentadiene	390 UJ	32	390	330	UG/KG
SW8270C/NONE	074SB-0012-0001-SO	N	1	Benzyl alcohol	400 UJ	25	400	330	UG/KG
SW8270C/NONE	074SB-0012-0001-SO	N	1	Carbazole	60 UJ	32	60	50	UG/KG

Reporting Anomalies are cases where the reported RL exceeds that specified in the governing project document.

AUTOMATED DATA REVIEW SUMMARY for 240-22804-1_74,79,SB,RN

Reporting Anomalies

SDG Name: 240-22804-1_74,79,SB,RN

Test Leach	FieldSample ID	Type	Dilution	Analyte	Result	DL	RL	Project RL	Units
SW8270C/NONE	074SB-0012-0001-SO	N	1	Cresols, m & p	480 UJ	24	480	300	UG/KG
SW8270C/NONE	074SB-0012-0001-SO	N	1	Hexachlorocyclopentadiene	400 UJ	32	400	330	UG/KG
SW8270C/NONE	074SB-0013-0001-SO	N	1	Benzyl alcohol	390 U	25	390	330	UG/KG
SW8270C/NONE	074SB-0013-0001-SO	N	1	Carbazole	59 U	32	59	50	UG/KG
SW8270C/NONE	074SB-0013-0001-SO	N	1	Cresols, m & p	480 U	24	480	300	UG/KG
SW8270C/NONE	074SB-0013-0001-SO	N	1	Hexachlorocyclopentadiene	390 U	32	390	330	UG/KG
SW8270C/NONE	074SB-0015-0001-SO	N	1	Benzyl alcohol	390 U	25	390	330	UG/KG
SW8270C/NONE	074SB-0015-0001-SO	N	1	Carbazole	59 U	32	59	50	UG/KG
SW8270C/NONE	074SB-0015-0001-SO	N	1	Cresols, m & p	470 U	24	470	300	UG/KG
SW8270C/NONE	074SB-0015-0001-SO	N	1	Hexachlorocyclopentadiene	390 U	32	390	330	UG/KG
SW8270C/NONE	074SB-0023-0001-SO	N	5	2,4,5-Trichlorophenol	930 U	150	930	800	UG/KG
SW8270C/NONE	074SB-0023-0001-SO	N	5	2,4,6-Trichlorophenol	930 U	500	930	330	UG/KG
SW8270C/NONE	074SB-0023-0001-SO	N	5	2,4-Dichlorophenol	930 U	120	930	330	UG/KG
SW8270C/NONE	074SB-0023-0001-SO	N	5	2,4-Dimethylphenol	930 U	120	930	330	UG/KG
SW8270C/NONE	074SB-0023-0001-SO	N	5	2,4-Dinitrophenol	2000 UJ	500	2000	800	UG/KG
SW8270C/NONE	074SB-0023-0001-SO	N	5	2,4-Dinitrotoluene	1200 U	170	1200	330	UG/KG
SW8270C/NONE	074SB-0023-0001-SO	N	5	2,6-Dinitrotoluene	1200 U	130	1200	330	UG/KG
SW8270C/NONE	074SB-0023-0001-SO	N	5	2-Methylphenol (o-Cresol)	1200 U	500	1200	330	UG/KG
SW8270C/NONE	074SB-0023-0001-SO	N	5	2-Nitroaniline	1200 U	56	1200	800	UG/KG
SW8270C/NONE	074SB-0023-0001-SO	N	5	3,3'-Dichlorobenzidine	620 U	110	620	330	UG/KG
SW8270C/NONE	074SB-0023-0001-SO	N	5	3-Nitroaniline	1200 U	99	1200	800	UG/KG
SW8270C/NONE	074SB-0023-0001-SO	N	5	4,6-Dinitro-2-Methylphenol	930 U	500	930	800	UG/KG
SW8270C/NONE	074SB-0023-0001-SO	N	5	4-Chloro-3-Methylphenol	930 U	130	930	330	UG/KG
SW8270C/NONE	074SB-0023-0001-SO	N	5	4-Chloroaniline	930 U	110	930	330	UG/KG
SW8270C/NONE	074SB-0023-0001-SO	N	5	4-Nitroaniline	1200 U	160	1200	800	UG/KG
SW8270C/NONE	074SB-0023-0001-SO	N	5	4-Nitrophenol	2000 U	500	2000	800	UG/KG
SW8270C/NONE	074SB-0023-0001-SO	N	5	Benzoic acid	4100 R	2100	4100	800	UG/KG
SW8270C/NONE	074SB-0023-0001-SO	N	5	Benzyl alcohol	2000 U	130	2000	330	UG/KG
SW8270C/NONE	074SB-0023-0001-SO	N	5	Benzyl butyl phthalate	430 U	62	430	330	UG/KG

Reporting Anomalies are cases where the reported RL exceeds that specified in the governing project document.

AUTOMATED DATA REVIEW SUMMARY for 240-22804-1_74,79,SB,RN

Reporting Anomalies

SDG Name: 240-22804-1_74,79,SB,RN

Test Leach	FieldSample ID	Type	Dilution	Analyte	Result	DL	RL	Project RL	Units
SW8270C/NONE	074SB-0023-0001-SO	N	5	bis(2-Chloroethoxy) Methane	620 U	140	620	330	UG/KG
SW8270C/NONE	074SB-0023-0001-SO	N	5	bis(2-Chloroethyl) Ether (2-Chloroethyl Ether)	620 U	12	620	330	UG/KG
SW8270C/NONE	074SB-0023-0001-SO	N	5	bis(2-Chloroisopropyl) Ether	620 U	59	620	330	UG/KG
SW8270C/NONE	074SB-0023-0001-SO	N	5	Carbazole	310 U	170	310	50	UG/KG
SW8270C/NONE	074SB-0023-0001-SO	N	5	Cresols, m & p	2500 U	120	2500	300	UG/KG
SW8270C/NONE	074SB-0023-0001-SO	N	5	Diethyl Phthalate	430 U	99	430	330	UG/KG
SW8270C/NONE	074SB-0023-0001-SO	N	5	Dimethyl Phthalate	430 U	110	430	330	UG/KG
SW8270C/NONE	074SB-0023-0001-SO	N	5	Di-n-Butyl Phthalate	430 U	93	430	330	UG/KG
SW8270C/NONE	074SB-0023-0001-SO	N	5	Di-n-Octylphthalate	430 U	170	430	330	UG/KG
SW8270C/NONE	074SB-0023-0001-SO	N	5	Hexachlorocyclopentadiene	2000 U	170	2000	330	UG/KG
SW8270C/NONE	074SB-0023-0001-SO	N	5	Nitrobenzene	620 U	14	620	330	UG/KG
SW8270C/NONE	074SB-0023-0001-SO	N	5	Pentachlorophenol	930 U	500	930	800	UG/KG
SW8270C/NONE	074SB-0024-0001-SO	N	1	Benzyl alcohol	390 U	25	390	330	UG/KG
SW8270C/NONE	074SB-0024-0001-SO	N	1	Carbazole	59 U	32	59	50	UG/KG
SW8270C/NONE	074SB-0024-0001-SO	N	1	Cresols, m & p	470 U	24	470	300	UG/KG
SW8270C/NONE	074SB-0024-0001-SO	N	1	Hexachlorocyclopentadiene	390 U	32	390	330	UG/KG
SW8270C/NONE	074SB-0025-0001-SO	N	1	Benzoic acid	830 R	420	830	800	UG/KG
SW8270C/NONE	074SB-0025-0001-SO	N	1	Benzyl alcohol	420 U	26	420	330	UG/KG
SW8270C/NONE	074SB-0025-0001-SO	N	1	Carbazole	35 J	34	63	50	UG/KG
SW8270C/NONE	074SB-0025-0001-SO	N	1	Cresols, m & p	500 U	25	500	300	UG/KG
SW8270C/NONE	074SB-0025-0001-SO	N	1	Hexachlorocyclopentadiene	420 U	34	420	330	UG/KG
SW8270C/NONE	074SB-0026-0001-SO	N	1	Benzoic acid	830 R	420	830	800	UG/KG
SW8270C/NONE	074SB-0026-0001-SO	N	1	Benzyl alcohol	420 U	26	420	330	UG/KG
SW8270C/NONE	074SB-0026-0001-SO	N	1	Carbazole	63 U	34	63	50	UG/KG
SW8270C/NONE	074SB-0026-0001-SO	N	1	Cresols, m & p	500 U	25	500	300	UG/KG
SW8270C/NONE	074SB-0026-0001-SO	N	1	Hexachlorocyclopentadiene	420 U	34	420	330	UG/KG
SW8270C/NONE	074SB-0027-0001-SO	N	1	Benzyl alcohol	390 U	25	390	330	UG/KG
SW8270C/NONE	074SB-0027-0001-SO	N	1	Carbazole	59 U	32	59	50	UG/KG
SW8270C/NONE	074SB-0027-0001-SO	N	1	Cresols, m & p	470 U	24	470	300	UG/KG

Reporting Anomalies are cases where the reported RL exceeds that specified in the governing project document.

AUTOMATED DATA REVIEW SUMMARY for 240-22804-1_74,79,SB,RN

Reporting Anomalies

SDG Name: 240-22804-1_74,79,SB,RN

Test Leach	FieldSample ID	Type	Dilution	Analyte	Result	DL	RL	Project RL	Units
SW8270C/NONE	074SB-0027-0001-SO	N	1	Hexachlorocyclopentadiene	390 U	32	390	330	UG/KG
SW8270C/NONE	079RN-0317-0001-RN	N	1	1,4-Dichlorobenzene	1.1 U	0.36	1.1	1	UG/L
SW8270C/NONE	079RN-0317-0001-RN	N	1	2,4,5-Trichlorophenol	5.3 U	0.32	5.3	5	UG/L
SW8270C/NONE	079RN-0317-0001-RN	N	1	2,4,6-Trichlorophenol	5.3 U	0.85	5.3	5	UG/L
SW8270C/NONE	079RN-0317-0001-RN	N	1	3,3'-Dichlorobenzidine	5.3 U	0.39	5.3	5	UG/L
SW8270C/NONE	079RN-0317-0001-RN	N	1	Benzo(a)anthracene	0.21 U	0.11	0.21	0.2	UG/L
SW8270C/NONE	079RN-0317-0001-RN	N	1	Benzo(a)pyrene	0.21 U	0.11	0.21	0.2	UG/L
SW8270C/NONE	079RN-0317-0001-RN	N	1	Benzo(b)fluoranthene	0.21 U	0.11	0.21	0.2	UG/L
SW8270C/NONE	079RN-0317-0001-RN	N	1	Benzo(k)fluoranthene	0.21 U	0.11	0.21	0.2	UG/L
SW8270C/NONE	079RN-0317-0001-RN	N	1	Benzoic acid	26 R	11	26	25	UG/L
SW8270C/NONE	079RN-0317-0001-RN	N	1	bis(2-Chloroethyl) Ether (2-Chloroethyl Ether)	1.1 U	0.11	1.1	1	UG/L
SW8270C/NONE	079RN-0317-0001-RN	N	1	Dibenz(a,h)anthracene	0.21 U	0.11	0.21	0.2	UG/L
SW8270C/NONE	079RN-0317-0001-RN	N	1	Hexachlorobenzene	0.21 U	0.11	0.21	0.2	UG/L
SW8270C/NONE	079RN-0317-0001-RN	N	1	Hexachlorobutadiene	1.1 U	0.29	1.1	1	UG/L
SW8270C/NONE	079RN-0317-0001-RN	N	1	Hexachlorocyclopentadiene	11 U	0.85	11	10	UG/L
SW8270C/NONE	079RN-0317-0001-RN	N	1	Indeno(1,2,3-c,d)pyrene	0.21 U	0.11	0.21	0.2	UG/L
SW8270C/NONE	079RN-0317-0001-RN	N	1	Pentachlorophenol	5.3 U	2.5	5.3	5	UG/L
Test Leach	**FieldSample ID**	**Type**	**Dilution**	**Analyte**	**Result**	**DL**	**RL**	**Project RL**	**Units**
SW8330B/NONE	079RN-0317-0001-RN	N	1	2,4-Dinitrotoluene	0.11 U	0.056	0.11	0.1	UG/L
SW8330B/NONE	079RN-0317-0001-RN	N	1	2,6-Dinitrotoluene	0.11 U	0.056	0.11	0.1	UG/L
SW8330B/NONE	079RN-0317-0001-RN	N	1	2-Amino-4,6-dinitrotoluene	0.22 U	0.017	0.22	0.2	UG/L
SW8330B/NONE	079RN-0317-0001-RN	N	1	2-Nitrotoluene	0.56 U	0.098	0.56	0.2	UG/L
SW8330B/NONE	079RN-0317-0001-RN	N	1	3-Nitrotoluene	0.56 U	0.064	0.56	0.2	UG/L
SW8330B/NONE	079RN-0317-0001-RN	N	1	4-Nitrotoluene	0.56 U	0.098	0.56	0.2	UG/L

Reporting Anomalies are cases where the reported RL exceeds that specified in the governing project document.

AUTOMATED DATA REVIEW SUMMARY for 240-22804-1_74,79,SB,RN

Worksheet

SDG Name: 240-22804-1_74,79,SB,RN

Method: E353.2

Review Questions	Yes	No	NA	Comment
Did Chain-of-Custody information agree with laboratory report and EDD for requested field samples and tests?	•			
Were samples preserved properly and received in good condition?	•			
Were holding times met?	•			
Were sample reciept temperatures met?	•			
Were QAPP specified RLs achieved?	•			
Were all QAPP specified target analytes reported?	•			
Was the initial calibration curve within QAPP acceptance limits?	•			
Were the ICV/CCVs analyzed (frequency) as required in the QAPP?	•			
Were ICV/CCV results within QAPP acceptance limits?	•			
Were the ICB/CCBs analyzed (frequency) as required in the QAPP?	•			
Was a method blank prepared and analyzed with each batch?	•			
Were target analytes detected in the ICB/CCB/method blank?		•		
Was a field blank collected and analyzed?	•			Rinsate Blank
Were target analytes reported in the field blank analyses above the MDL?		•		
If a field duplicate was analyzed, were the RPDs within QAPP acceptance limits?			•	
Was a LCS prepared and analyzed with each batch?	•			
Were the LCS recoveries within QAPP acceptance limits?	•			
Was a duplicate sample prepared and analyzed with each batch?			•	
Was the duplicate RPD within QAPP acceptance limits?			•	
Was a MS/MSD pair prepared with each batch?			•	
Is the MS/MSD parent sample the one designated by the sampling team?			•	
Were the MS/MSD recoveries and RPDs within QAPP acceptance limits?			•	
Were sample concentrations within calibration range?	•			
Have all Laboratory Case Narrative comments/findings been addressed in the data review process?	•			
Are all samples associated with QC non-compliances flagged appropriately?	•			
Are the Qualified, Detected, and Rejected tables of the ADR report in agreement?	•			

AUTOMATED DATA REVIEW SUMMARY for 240-22804-1_74,79,SB,RN

Method: M8015D

Review Questions	Yes	No	NA	Comment
Did Chain-of-Custody information agree with laboratory report?	•			
Were samples preserved properly and received in good condition?	•			
Were sample reciept temperatures met?	•			
Were holding times for prep and analysis met?	•			
Does the initial calibration curve consist of 5 concentration levels, with the low standard near but > MDL?	•			
Is the ICAL %RSD within acceptance limits (%D =20%) on both columns?	•			
Was a second source verification analyzed after the ICAL and all analytes within criteria (%D =20%)?	•			
Was a CCV run at the beginning of the analytical sequence and every 12 hours?	•			
Was the CCV a mid-level standard from the initial calibration curve?	•			
Was the CCV %D within criteria (%D =20%)?	•			
Was a method blank prepared and analyzed with each batch?	•			
Were target analytes detected in the method blank above the MDL?		•		
Was a field blank (equipment or trip) collected and analyzed?	•			Rinsate Blank
Were target analytes reported in the field blank analyses above the MDL?		•		
Were surrogate recoveries within QAPP acceptance limits?	•			
Was an LCS/LCSD pair prepared and analyzed with each batch? (if applicable)	•			LCS was extracted with each preparation batch.
Were the LCS recoveries within QAPP acceptance limits?	•			
Were the LCS/LCSD RPDs within QAPP acceptance limits? (if applicable)			•	
If a field duplicate was analyzed, were the RPDs within QAPP acceptance limits (RPD = 30%) ?			•	
Is the MS/MSD parent sample the one designated by the sampling team?	•			
Were MS/MSD recoveries and RPD within QAPP acceptance limits?	•			
Were all QAPP-specified target analytes reported?	•			
Were reported sample concentrations within calibration range?	•			
Are all samples associated with QC non-compliances flagged appropriately?	•			
Are the Qualified, Detected, and Rejected tables of the ADR report in agreement?	•			
Have all Laboratory Case Narrative comments/findings been addressed in the data review process?	•			
Were sample prepration sheets present and filled out appropriately?	•			
Were instrument run logs present and filled out appropriately?	•			

Method: SW6020

Review Questions	Yes	No	NA	Comment
Did Chain-of-Custody information agree with laboratory report and EDD for requested field samples and tests?	•			
Were samples preserved properly and received in good condition?	•			
Were holding times met?	•			
Were sample reciept temperatures met?	•			
Were QAPP specified RLs achieved?	•			
Were all QAPP specified target analytes reported?	•			
Was the initial calibration curve within QAPP acceptance limits?	•			
Were the ICV/CCVs analyzed (frequency) as required in the QAPP?	•			
Were ICV/CCV results within QAPP acceptance limits?	•			
Were the ICB/CCBs analyzed (frequency) as required in the QAPP?	•			
Was a method blank prepared and analyzed with each batch?	•			
Were target analytes detected in the ICB/CCB/method blank?	•			1. MB 180-70060/1-A: Pb was detected above the MDL but below the RL. CCB2 180-71214/25: Al, Ca, Fe, Mn, Mg, were detected above the MDL but below RL. CCB3 180-71214/37: Cd, Ca, Co, Fe, and Pb were detected above the MDL but below the RL. 3. MB 180-69392/1-A: Ba,Ca, Cd, Fe, and Mn were detected above MDL but below the RL.
Was a field blank collected and analyzed?	•			Rinsate Blank
Were target analytes reported in the field blank analyses above the MDL?	•			Cr, and Ni were above RL. Cu, Na, and Zn were detected above the MDL but below the RL.
Was an Interference Check Standard (ICS) run at the beginning and end of every run?	•			
Was the ICS recovery within QAPP acceptance limits?	•			
If a field duplicate was analyzed, were the RPDs within criteria?			•	
Was a LCS prepared and analyzed with each batch?	•			
Were the LCS recoveries within QAPP acceptance limits?	•			
Was a MS/MSD pair prepared with each batch?	•			
Is the MS/MSD parent sample the one designated by the sampling team?			•	
Were the MS/MSD within QAPP acceptance limits?	•			
Was a serial dilution prepared and analyzed with each batch?	•			
Was the serial dilution within QAPP acceptance limits?	•			
Were sample concentrations within calibration range?	•			
Have all Laboratory Case Narrative comments/findings been addressed in the data review process?	•			

AUTOMATED DATA REVIEW SUMMARY for 240-22804-1_74,79,SB,RN

Method: SW6020

Review Questions	Yes	No	NA	Comment
Are all samples associated with QC non-compliances flagged appropriately?	•			
Are the Qualified, Detected, and Rejected tables of the ADR report in agreement?	•			

Method: SW7470A

Review Questions	Yes	No	NA	Comment
Did Chain-of-Custody information agree with laboratory report and EDD for requested field samples and tests?	•			
Were samples preserved properly and received in good condition?	•			
Were holding times met?	•			
Were sample reciept temperatures met?	•			
Were QAPP specified RLs achieved?	•			
Were all QAPP specified target analytes reported?	•			
Was the initial calibration curve within QAPP acceptance limits?	•			
Were the ICV/CCVs analyzed (frequency) as required in the QAPP?	•			
Were ICV/CCV results within QAPP acceptance limits?	•			
Were the ICB/CCBs analyzed (frequency) as required in the QAPP?	•			
Was a method blank prepared and analyzed with each batch?	•			
Were target analytes detected in the ICB/CCB/method blank?		•		
Was a field blank collected and analyzed?	•			Rinsate Blank
Were target analytes reported in the field blank analyses above the MDL?		•		
Was the ICS recovery within QAPP acceptance limits?			•	
If a field duplicate was analyzed, were the RPDs within criteria?			•	
Was a LCS prepared and analyzed with each batch?	•			
Were the LCS recoveries within QAPP acceptance limits?	•			
Was a MS/MSD pair prepared with each batch?			•	
Is the MS/MSD parent sample the one designated by the sampling team?			•	
Were the MS/MSD within QAPP acceptance limits?			•	
Were sample concentrations within calibration range?	•			
Have all Laboratory Case Narrative comments/findings been addressed in the data review process?	•			

AUTOMATED DATA REVIEW SUMMARY for 240-22804-1_74,79,SB,RN

Method: SW7470A

Review Questions	Yes	No	NA	Comment
Are all samples associated with QC non-compliances flagged appropriately?	•			
Are the Qualified, Detected, and Rejected tables of the ADR report in agreement?	•			

Method: SW7471A

Review Questions	Yes	No	NA	Comment
Did Chain-of-Custody information agree with laboratory report and EDD for requested field samples and tests?	•			
Were samples preserved properly and received in good condition?	•			
Were holding times met?	•			
Were sample reciept temperatures met?	•			
Were QAPP specified RLs achieved?	•			
Were all QAPP specified target analytes reported?	•			
Was the initial calibration curve within QAPP acceptance limits?	•			
Were the ICV/CCVs analyzed (frequency) as required in the QAPP?	•			
Were ICV/CCV results within QAPP acceptance limits?	•			
Were the ICB/CCBs analyzed (frequency) as required in the QAPP?	•			
Was a method blank prepared and analyzed with each batch?	•			
Were target analytes detected in the ICB/CCB/method blank?		•		
Was a field blank collected and analyzed?	•			Rinsate Blank
Were target analytes reported in the field blank analyses above the MDL?		•		
Was the ICS recovery within QAPP acceptance limits?			•	
If a field duplicate was analyzed, were the RPDs within criteria?			•	
Was a LCS prepared and analyzed with each batch?	•			
Were the LCS recoveries within QAPP acceptance limits?	•			
Was a MS/MSD pair prepared with each batch?			•	
Is the MS/MSD parent sample the one designated by the sampling team?			•	
Were the MS/MSD within QAPP acceptance limits?			•	
Were sample concentrations within calibration range?	•			
Have all Laboratory Case Narrative comments/findings been addressed in the data review process?	•			

AUTOMATED DATA REVIEW SUMMARY for 240-22804-1_74,79,SB,RN

Method: SW7471A

Review Questions	Yes	No	NA	Comment
Are all samples associated with QC non-compliances flagged appropriately?	•			
Are the Qualified, Detected, and Rejected tables of the ADR report in agreement?	•			

Method: SW8081

Review Questions	Yes	No	NA	Comment
Did Chain-of-Custody information agree with laboratory report?	•			
Were samples preserved properly and received in good condition?	•			
Were sample reciept temperatures met?	•			
Were holding times for prep and analysis met?		•		Sample 240-22804-4 was re-extracted outside the method recommended holding time, due to low surrogate recovery in the initial extraction.
Does the initial calibration curve consist of 5 concentration levels, with the low standard near but > MDL?	•			
Is the ICAL %RSD within acceptance limits (%D =20%) on both columns?	•			
Was a second source verification analyzed after the ICAL and all analytes within criteria (%D =20%)?		•		Toxaphene %D= 28.9%.
Was a CCV run at the beginning of the analytical sequence and every 12 hours?	•			
Was the CCV a mid-level standard from the initial calibration curve?	•			
Was the CCV %D within criteria (%D =20%)?		•		CCV 240-82129/13 and 26; CCV 240-83482/12: Methoxychlor %D >20%.
Was a method blank prepared and analyzed with each batch?	•			
Were target analytes detected in the method blank above the MDL?		•		
Was a field blank (equipment or trip) collected and analyzed?	•			Rinsate Blank
Were target analytes reported in the field blank analyses above the MDL?		•		
Were surrogate recoveries within QAPP acceptance limits?	•			Surrogate recovery in sample 240-22804-4 recovered below the control limits in the initial extraction.
Was an LCS/LCSD pair prepared and analyzed with each batch? (if applicable)			•	
Were the LCS recoveries within QAPP acceptance limits?	•			
Were the LCS/LCSD RPDs within QAPP acceptance limits? (if applicable)			•	
If a field duplicate was analyzed, were the RPDs within QAPP acceptance limits (RPD = 30%) ?			•	
Were the Breakdown products within QAPP acceptance limits?	•			
Is the MS/MSD parent sample the one designated by the sampling team?			•	

AUTOMATED DATA REVIEW SUMMARY for 240-22804-1_74,79,SB,RN

Method: SW8081

Review Questions	Yes	No	NA	Comment
Were MS/MSD recoveries and RPD within QAPP acceptance limits?			•	
Were all QAPP-specified target analytes reported?	•			
Were reported sample concentrations within calibration range?	•			
Were RPDs between primary and confirmation columns < 40%?			•	All pesticides were reported as non-detects.
Are all samples associated with QC non-compliances flagged appropriately?	•			
Are the Qualified, Detected, and Rejected tables of the ADR report in agreement?	•			
Have all Laboratory Case Narrative comments/findings been addressed in the data review process?	•			
Were sample prepration sheets present and filled out appropriately?	•			
Were instrument run logs present and filled out appropriately?	•			

Method: SW8082

Review Questions	Yes	No	NA	Comment
Did Chain-of-Custody information agree with laboratory report?	•			
Were samples preserved properly and received in good condition?	•			
Were sample reciept temperatures met?	•			
Were holding times for prep and analysis met?	•			
Does the initial calibration curve consist of 5 concentration levels, with the low standard near but > MDL?	•			
Is the ICAL %RSD within acceptance limits (%D =20%) on both columns?	•			
Was a second source verification analyzed after the ICAL and all analytes within criteria (%D =20%)?	•			
Was a CCV run at the beginning of the analytical sequence and every 12 hours?	•			
Was the CCV a mid-level standard from the initial calibration curve?	•			
Was the CCV %D within criteria (%D =20%)?	•			
Was a method blank prepared and analyzed with each batch?	•			
Were target analytes detected in the method blank above the MDL?		•		
Was a field blank (equipment or trip) collected and analyzed?	•			Rinsate Blank
Were target analytes reported in the field blank analyses above the MDL?		•		
Were surrogate recoveries within QAPP acceptance limits?	•			
Was an LCS/LCSD pair prepared and analyzed with each batch? (if applicable)	•			LCS was extracted with each preparation batch.
Were the LCS recoveries within QAPP acceptance limits?	•			

AUTOMATED DATA REVIEW SUMMARY for 240-22804-1_74,79,SB,RN

Method: SW8082

Review Questions	Yes	No	NA	Comment
Were the LCS/LCSD RPDs within QAPP acceptance limits? (if applicable)			•	
If a field duplicate was analyzed, were the RPDs within QAPP acceptance limits (RPD = 30%) ?			•	
Were the Breakdown products within QAPP acceptance limits?			•	
Is the MS/MSD parent sample the one designated by the sampling team?			•	
Were MS/MSD recoveries and RPD within QAPP acceptance limits?			•	
Were all QAPP-specified target analytes reported?	•			
Were reported sample concentrations within calibration range?	•			
Were RPDs between primary and confirmation columns < 40%?			•	All PCBs were reported as non-detects.
Are all samples associated with QC non-compliances flagged appropriately?	•			
Are the Qualified, Detected, and Rejected tables of the ADR report in agreement?	•			
Have all Laboratory Case Narrative comments/findings been addressed in the data review process?	•			
Were sample prepration sheets present and filled out appropriately?	•			
Were instrument run logs present and filled out appropriately?	•			

Method: SW8260B

Review Questions	Yes	No	NA	Comment
Did Chain-of-Custody information agree with laboratory report and EDD for requested field samples and tests?	•			
Were samples preserved properly and received in good condition?	•			
Were holding times met?	•			
Were sample reciept temperatures met?	•			
Were QAPP specified PQLs achieved?	•			
Were all QAPP-specified target analytes reported?	•			
Was the GC/MS system properly tuned based on method criteria?	•			
Was the criteria met during each 12 hour shift (prior to ICAL and Cal Ver.)?	•			
Does the initial calibration curve consist of 5 concentration levels, with the low standard near but > MDL?	•			
Did the Calibration Check Compounds (CCCs) have a relative standard deviation within QAPP acceptance limits?	•			
Were the average response factors (RFs) for the System Performance Check Compounds (SPCCs) within QAPP acceptance limits?	•			

Method: SW8260B

Review Questions	Yes	No	NA	Comment
Were all other target analytes within criteria? OR Was the average across all target analytes within criteria? Was a different calibration option used?	•			
If a linear regression curve was used, was the correlation coefficient within criteria?	•			
Was a second source verification analyzed after the ICAL and all analytes within criteria?	•			
Was a CCV run at the beginning of the analytical sequence and every 12 hours?	•			
Was the CCV a mid-level standard from the initial calibration curve?	•			
Did the CCCs have a %Difference within QAPP acceptance limits?	•			
Were the average RFs for the SPCCs within QAPP acceptance limits?	•			
Was the average %D (difference or drift) for all target analytes within QAPP acceptance limits?	•			
Were the internal standards added to every standard, blank, matrix spike, matrix spike duplicate, and sample?	•			
Were the retention times for all IS compounds within QAPP acceptance limits?	•			
Are the area counts of all IS compounds within QAPP acceptance limits?	•			
Was a method blank prepared and analyzed with each batch?	•			
Were target analytes detected in the method blank above the MDL?	•			MB 240-81930/7: Acetone was detected above the MDL but below the RL.
Was a field blank (equipment or trip) collected and analyzed at the required frequency?	•			Rinsate and trip blank were submitted with this SDG.
Were target analytes reported in the field blank analyses above the MDL?	•			079-0318-001-TB (240-22804-12): Acetone was detected above the MDL but below the RL. Methylene chloride was detected above the RL.
If a field duplicate was analyzed, were the RPDs within QAPP acceptance limits?			•	
Was an LCS/LCSD pair prepared and analyzed with each batch?	•			LCS was analyzed with each batch.
Were the LCS/LCSD recoveries within QAPP acceptance limits?	•			
Were the LCS/LCSD RPDs within QAPP acceptance limits?			•	
Was the duplicate RPD within QAPP acceptance limits?			•	
Are all samples associated with QC non-compliances flagged appropriately?	•			
Are the Qualified, Detected, and Rejected tables of the ADR report in agreement?	•			
Was a MS/MSD pair prepared with each batch?			•	
Is the MS/MSD parent sample the one designated by the sampling team?			•	
Were MS/MSD recoveries and RPD within QAPP acceptance limits?			•	
Were surrogate recoveries within QAPP acceptance limits?		•		1. Sample 240-22804-4: two surrogate were recovered below the control limits. This only impact the following compounds: MIBK, 2-Hexanone and MEK.

AUTOMATED DATA REVIEW SUMMARY for 240-22804-1_74,79,SB,RN

Method: SW8260B

Review Questions	Yes	No	NA	Comment
Were reported sample concentrations within calibration range?	•			
Have all Laboratory Case Narrative comments/findings been addressed in the data review process?	•			
Were instrument run logs present and filled out appropriately?	•			
Were sample prepration sheets present and filled out appropriately?	•			

Method: SW8270C

Review Questions	Yes	No	NA	Comment
Did Chain-of-Custody information agree with laboratory report and EDD for requested field samples and tests?	•			
Were samples preserved properly and received in good condition?	•			
Were holding times met?		•		Samples 240-22804-4 and 5 were re-extracted outside the recommended method holding time, due to low acid surrogate recovery in the initial analysis.
Were sample reciept temperatures met?	•			
Were QAPP specified PQLs achieved?	•			
Were all QAPP-specified target analytes reported?	•			
Was the GC/MS system properly tuned based on method criteria?	•			
Was the criteria met during each 12 hour shift (prior to ICAL and Cal Ver.)?	•			
Does the initial calibration curve consist of 5 concentration levels, with the low standard near but > MDL?	•			
Did the Calibration Check Compounds (CCCs) have a relative standard deviation within QAPP acceptance limits?	•			
Were the average response factors (RFs) for the System Performance Check Compounds (SPCCs) within QAPP acceptance limits?	•			
Were all other target analytes within criteria? OR Was the average across all target analytes within criteria? Was a different calibration option used?	•			
If a linear regression curve was used, was the correlation coefficient within criteria?	•			
Was a second source verification analyzed after the ICAL and all analytes within criteria?	•			
Was a CCV run at the beginning of the analytical sequence and every 12 hours?	•			
Was the CCV a mid-level standard from the initial calibration curve?	•			
Did the CCCs have a %Difference within QAPP acceptance limits?	•			
Were the average RFs for the SPCCs within QAPP acceptance limits?	•			

Method: SW8270C

Review Questions	Yes	No	NA	Comment
Was the average %D (difference or drift) for all target analytes within QAPP acceptance limits?	•			
Were the internal standards added to every standard, blank, matrix spike, matrix spike duplicate, and sample?	•			
Were the retention times for all IS compounds within QAPP acceptance limits?	•			
Are the area counts of all IS compounds within QAPP acceptance limits?	•			
Was a method blank prepared and analyzed with each batch?	•			
Were target analytes detected in the method blank above the MDL?	•			MB 240-83486/23-A: Di-n-butyl phthalate was detected above the MDL but below the RL.
Was a field blank (equipment or trip) collected and analyzed at the required frequency?	•			Rinsate Blank
Were target analytes reported in the field blank analyses above the MDL?		•		
If a field duplicate was analyzed, were the RPDs within QAPP acceptance limits?			•	
Was an LCS/LCSD pair prepared and analyzed with each batch?	•			LCS was extracted with each batch.
Were the LCS/LCSD recoveries within QAPP acceptance limits?		•		LCS 240-81130/23-A, LCS 240-81948/24-A, and LCS 240-83486/24-A: Benzoic acid was not recovered. Benzoic acid was qualified (R) in the following samples 2-11.
Were the LCS/LCSD RPDs within QAPP acceptance limits?			•	
Was the duplicate RPD within QAPP acceptance limits?			•	
Are all samples associated with QC non-compliances flagged appropriately?	•			
Are the Qualified, Detected, and Rejected tables of the ADR report in agreement?	•			
Was a MS/MSD pair prepared with each batch?			•	
Is the MS/MSD parent sample the one designated by the sampling team?			•	
Were MS/MSD recoveries and RPD within QAPP acceptance limits?			•	
Were surrogate recoveries within QAPP acceptance limits?	•			
Were reported sample concentrations within calibration range?	•			
Have all Laboratory Case Narrative comments/findings been addressed in the data review process?	•			
Were instrument run logs present and filled out appropriately?	•			
Were sample prepration sheets present and filled out appropriately?	•			

Method: SW8330B

Review Questions	Yes	No	NA	Comment
Did Chain-of-Custody information agree with laboratory report?	•			

AUTOMATED DATA REVIEW SUMMARY for 240-22804-1_74,79,SB,RN

Method: SW8330B

Review Questions	Yes	No	NA	Comment
Were samples preserved properly and received in good condition?	•			
Were sample reciept temperatures met?	•			
Were holding times for prep and analysis met?	•			
Does the initial calibration curve consist of 5 concentration levels, with the low standard near but > MDL?	•			
Is the ICAL %RSD within acceptance limits (%D =20%) on both columns?	•			
Was a second source verification analyzed after the ICAL and all analytes within criteria (%D =20%)?	•			
Was a CCV run at the beginning of the analytical sequence and every 12 hours?	•			
Was the CCV a mid-level standard from the initial calibration curve?	•			
Was the CCV %D within criteria (%D =20%)?	•			
Was a method blank prepared and analyzed with each batch?	•			
Were target analytes detected in the method blank above the MDL?		•		1. MB 320-143877/1-A: Tetryl was not detected on the primary column (C18); however it was detected on the confirmation column (Zorbax CN). Tetryl was false positive.
Was a field blank (equipment or trip) collected and analyzed?	•			Rinsate Blank.
Were target analytes reported in the field blank analyses above the MDL?		•		
Were surrogate recoveries within QAPP acceptance limits?	•			
Was an LCS/LCSD pair prepared and analyzed with each batch? (if applicable)	•			LCS was extracted with each preparation batch.
Were the LCS recoveries within QAPP acceptance limits?	•			
Were the LCS/LCSD RPDs within QAPP acceptance limits? (if applicable)			•	
If a field duplicate was analyzed, were the RPDs within QAPP acceptance limits (RPD = 30%) ?			•	
Is the MS/MSD parent sample the one designated by the sampling team?			•	
Were MS/MSD recoveries and RPD within QAPP acceptance limits?			•	
Were all QAPP-specified target analytes reported?	•			
Were reported sample concentrations within calibration range?				
Were RPDs between primary and confirmation columns < 40%?			•	All explosives were reported as non-detect.
Did PDA spectra for reported compounds match associated standard spectra?			•	
Are all samples associated with QC non-compliances flagged appropriately?	•			
Are the Qualified, Detected, and Rejected tables of the ADR report in agreement?	•			
Have all Laboratory Case Narrative comments/findings been addressed in the data review process?	•			

AUTOMATED DATA REVIEW SUMMARY for 240-22804-1_74,79,SB,RN

Method: SW8330B				
Review Questions	**Yes**	**No**	**NA**	**Comment**
Were sample prepration sheets present and filled out appropriately?	•			
Were instrument run logs present and filled out appropriately?	•			

WORKSHEET 13

Automated Data Review Summary for 99335
Equipment Rinsate Blank

This page left intentionally blank.

AUTOMATED DATA REVIEW SUMMARY for Site 83 EB csv

Facility: Ravenna Army Ammunition Plant

Event: Summer 2013 RI/SI Sampling Event

Guidance Document: Ravenna Army Ammunition Plant, Quality Assurance Project Plan, Oct. 3, 2012

Contract Laboratory: CT LABS., BARABOO, WI

Field Contractor: Environmental Chemical Corporation, Cincinnati, OH

Data Review Contractor:

SDG: Site 83 EB csv, Certified - 9/24/2013 by KathrynPriess

QC Level:

Project Manager:

Data Reviewer:

Data Reviewer Title:

Date of Review Report:

Samples Included in SDG Site 83 EB csv

Analytical Method/ Leach Method	Normal Water Samples	Field QC Water Samples
BNASIM/NONE	0	1
ORTPHG/NONE	0	1
SW6010B/NONE	0	1
SW7470A/NONE	0	1
SW8081B/NONE	0	1
SW8082/NONE	0	1
SW8260C/NONE	0	2

AUTOMATED DATA REVIEW SUMMARY for Site 83 EB csv

Analytical Method/ Leach Method	Normal Water Samples	Field QC Water Samples
SW8270D/NONE	0	1
SW8330/NONE	0	1
SW8330B/NONE	0	1

AUTOMATED DATA REVIEW SUMMARY for Site 83 EB csv

This report assesses the analytical data quality associated with the analyses listed on the preceding cover page. This assessment has been made through a combination of automated data review (ADR) and supplemental manual review, the details of which are described below. The approach taken in the review of this data set is consistent with the requirements contained in the Ravenna Army Ammunition Plant, Quality Assurance Project Plan, Oct. 3, 2012 to the extent possible. Where definitive guidance is not provided, data has been evaluated in a conservative manner using professional judgment. In cases where two qualifiers are listed as an action, such as 'J/UJ', the first qualifier applies to positive results, and the second to non-detect results.

Samples were collected by Environmental Chemical Corporation, Cincinnati, OH; analyses were performed by CT LABS., BARABOO, WI and were reported under sample delivery group (SDG) Site 83 EB csv. Results have been evaluated electronically using electronic data deliverables (EDDs) provided by the laboratory. The laboratory data summary forms (hard copy) have been reviewed during this effort and compared to the automated review output. Findings based on the automated data submission and manual data verification processes are detailed in the ADR narrative.

The following quality control elements were supported by the electronic deliverable and were evaluated during this review effort:

- Blank
- Blank - Negative
- Equipment Blank
- Lab Replicate RPD
- LCS Recovery
- MS Recovery
- MS RPD
- Prep Hold Time
- Surrogate
- Test Hold Time
- Trip Blank

The following quality control elements were either not applicable to the deliverable, or were not supported by the electronic deliverable, and were therefore not included in the automated data review. Those elements required for the project were reviewed manually, as narrated in the Comment section below.

- Ambient Blank
- Calibration Blank
- Calibration Blank - Negative

AUTOMATED DATA REVIEW SUMMARY for Site 83 EB csv

Continuing Calibration Verification

Field Blank

Field Duplicate RPD

Initial Calibration Verification

LCS RPD

Material Blank

AUTOMATED DATA REVIEW SUMMARY for Site 83 EB csv

A representative sampling or ten percent of sample and QC results were manually evaluated for compliance with project specific requirements and consistency with hard copy results. The following summaries were generated during the evaluation of this data set and are included in this report as applicable.

Batch – The analytical batch report is reviewed for completeness and compliance with project specific requirements. Incomplete or non-compliant run sequences are identified and their impact on data quality are discussed in the narrative.

QC Outlier – Results exceeding the evaluation criteria are reviewed for compliance with project requirements and a minimum of ten percent of the non-compliant QC values reported electronically are verified for consistency with hard-copy values.

Qualified Results – Qualified results are evaluated for compliance with project requirements and ten percent of qualified results are verified for consistency with the QC Outliers.

Rejected Results – All rejected results are evaluated for compliance with project requirements. The reason for rejection of the data is verified against hard copy data.

Field Duplicates – Field duplicate comparison results are evaluated for compliance with project requirements and ten percent of values reported are verified for consistency with the hard-copy data.

Data Submission Warnings – Warnings encountered during the data submission process are evaluated and their affect on data quality is discussed in the narrative below.

Analytical deficiencies, project non-compliance issues and inconsistencies with hard copy results observed during ADR evaluation process and their impact on data quality are summarized in the narrative below.

A total of 49 results (22.58%) out of the 217 results (sample and field QC samples) reported are qualified based on review and 0 results (0.00%) have been rejected. Trace values are not counted as qualified results in the above count. The qualified results are detailed in the following tables and discussed in the narrative below, where appropriate.

Narrative Comments

Analytical Method	Comment

AUTOMATED DATA REVIEW SUMMARY for Site 83 EB csv

Reviewed by ,

AUTOMATED DATA REVIEW SUMMARY for Site 83 EB csv

Reason and Comment Code Definitions

Reasons	
Code	**Definition**
A	Serial dilution
A1	Ambient Blank
B	The analyte was found in an associated blank as well as in the sample.
B2	CCB
B3	CCB - Neg
c	LCS - low
C	LCS Recovery
d	Field Duplicate RPD
D	MS RPD
D1	Lab Replicate RPD
D2	No precision available
F	Field Blank
F1	Hydrocarbon pattern does not match standard
G1	Initial Calibration RRF
G2	Initial Calibration RSD
h	Holding time exceeded by less than 2X.
H	Holding time exceeded by more than 2X.
H1	Test Hold Time
H2	Prep Hold Time
I	Surrogate recovery outside project limits.
J	CRA/CRI Recovery
K	An analyte (non-common laboratory artifact) was detected in the sample at a concentration less than 5X the concentration detected in the associated method blank.
L	Lab Blank
L1	Lab Blank - Neg
m	MS - low
M	MS Recovery
N	Blank - No Action

AUTOMATED DATA REVIEW SUMMARY for Site 83 EB csv

Reason and Comment Code Definitions

O	ICS
P	Sample preservation/collection requirement not met.
P1	Column RPD
P2	Improper preparation/extraction
q	Encore sample holding time exceeded by less than 2X.
Q	Encore sample holding time exceeded by more than 2X.
Q1	Material Blank
R	Exceeds LinearCalibration Range
S	Internal standard
T	Trip Blank
TI	Tentatively Identified Compound
TR	Trace Level Detect
U	Receipt Temperature
V	Equipment Blank
V1	ICV
V2	CCV
V3	CCV RRF
V4	Sample Receipt Condition
W	Column breakdown (pesticides)
X	Raised reporting limit
Y	Cooler temperature greater than 10 degreec C.
y	Cooler temperature greater than 4 degrees C, but less than 10 degreec C.
Y1	False Positive
Y2	Data rejected due to radiological anomolies
Z	LCS RPD
Z2	Analyte not confirmed on second column
Z3	High percent moisture in sample.

AUTOMATED DATA REVIEW SUMMARY for Site 83 EB csv

Flag Code and Definitions	
Flag	Definition
U	Undetected: The analyte was analyzed for, but not detected.
UJ	The analyte was not detected; however, the result is estimated due to discrepancies in meeting certain analyte-specific quality control criteria.
J	Estimated: The analyte was positively identified, the quantitation is an estimation due to discrepancies in meeting certain analyte-specific quality control criteria.
R	The data are rejected due to deficiencies in meeting QC criteria and may not be used for decision making.
N	The analysis indicates the presence of an analyte for which there is presumptive evidence to make a "tentative identification".
NJ	The analysis indicates the presence of an analyte that has been “tentatively identified” and the associated numerical value represents its approximate concentration.

AUTOMATED DATA REVIEW SUMMARY for Site 83 EB csv

Batch Report

Test Method: BNASIM; Leach Method: NONE

Analytical Batch	Prep Batch	Leach Batch	Location	Matrix	Field Sample ID	Lab Sample ID	Calibration Ref	Run#/ Dil'n	Collection Date/Time	Extract Date/Time	Analysis Date/Time	Sample Type
96939	45508	NA	LABQC	WQ	LABQC	339737		1/1	20-Aug-2013 7:30 AM	20-Aug-2013 7:30 AM	21-Aug-2013 11:46 AM	LB
	45508	NA	LABQC	WQ	LABQC	339738		1/1	20-Aug-2013 7:30 AM	20-Aug-2013 7:30 AM	21-Aug-2013 12:06 PM	BS
	45508	NA	FIELDQC	WQ	083SB-0023-0001-ER	339561		1/1	15-Aug-2013 9:30 AM	20-Aug-2013 7:30 AM	21-Aug-2013 12:26 PM	EB

Test Method: ORTPHG; Leach Method: NONE

Analytical Batch	Prep Batch	Leach Batch	Location	Matrix	Field Sample ID	Lab Sample ID	Calibration Ref	Run#/ Dil'n	Collection Date/Time	Extract Date/Time	Analysis Date/Time	Sample Type
96940	96940	NA	LABQC	WQ	LABQC	342875		1/1	21-Aug-2013 11:11 AM		21-Aug-2013 11:11 AM	BS
	96940	NA	LABQC	WQ	LABQC	342876		1/1	21-Aug-2013 12:35 PM		21-Aug-2013 12:35 PM	LB
	96940	NA	FIELDQC	WQ	083SB-0023-0001-ER	339561		1/1	15-Aug-2013 9:30 AM		21-Aug-2013 1:18 PM	EB

Test Method: SW6010B; Leach Method: NONE

Analytical Batch	Prep Batch	Leach Batch	Location	Matrix	Field Sample ID	Lab Sample ID	Calibration Ref	Run#/ Dil'n	Collection Date/Time	Extract Date/Time	Analysis Date/Time	Sample Type
96853	45497	NA	LABQC	WQ	LABQC	339613		1/1	16-Aug-2013 12:30 PM	16-Aug-2013 12:30 PM	19-Aug-2013 2:39 PM	BS
	45497	NA	LABQC	WQ	LABQC	339612		1/1	16-Aug-2013 12:30 PM	16-Aug-2013 12:30 PM	19-Aug-2013 2:43 PM	LB
	45497	NA	FIELDQC	WQ	083SB-0023-0001-ER	339561		1/1	15-Aug-2013 9:30 AM	16-Aug-2013 12:30 PM	19-Aug-2013 2:47 PM	EB
	45497	NA	FIELDQC	WQ	083SB-0023-0001-ER	339614		1/1	15-Aug-2013 9:30 AM	16-Aug-2013 12:30 PM	19-Aug-2013 3:05 PM	LR
	45497	NA	FIELDQC	WQ	083SB-0023-0001-ER	339615		1/1	15-Aug-2013 9:30 AM	16-Aug-2013 12:30 PM	19-Aug-2013 3:09 PM	MS
	45497	NA	FIELDQC	WQ	083SB-0023-0001-ER	339616		1/1	15-Aug-2013 9:30 AM	16-Aug-2013 12:30 PM	19-Aug-2013 3:13 PM	SD
96854	45497	NA	LABQC	WQ	LABQC	339613		1/1	16-Aug-2013 12:30 PM	16-Aug-2013 12:30 PM	20-Aug-2013 10:03 AM	BS
	45497	NA	LABQC	WQ	LABQC	339612		1/1	16-Aug-2013 12:30 PM	16-Aug-2013 12:30 PM	20-Aug-2013 10:06 AM	LB

AUTOMATED DATA REVIEW SUMMARY for Site 83 EB csv

Batch Report

Test Method: SW6010B; Leach Method: NONE

Analytical Batch	Prep Batch	Leach Batch	Location	Matrix	Field Sample ID	Lab Sample ID	Calibration Ref	Run#/ Dil'n	Collection Date/Time	Extract Date/Time	Analysis Date/Time	Sample Type
96854	45497	NA	FIELDQC	WQ	083SB-0023-0001-ER	339561		1/1	15-Aug-2013 9:30 AM	16-Aug-2013 12:30 PM	20-Aug-2013 10:07 AM	EB
	45497	NA	FIELDQC	WQ	083SB-0023-0001-ER	339614		1/1	15-Aug-2013 9:30 AM	16-Aug-2013 12:30 PM	20-Aug-2013 10:09 AM	LR
	45497	NA	FIELDQC	WQ	083SB-0023-0001-ER	339615		1/1	15-Aug-2013 9:30 AM	16-Aug-2013 12:30 PM	20-Aug-2013 10:10 AM	MS
	45497	NA	FIELDQC	WQ	083SB-0023-0001-ER	339616		1/1	15-Aug-2013 9:30 AM	16-Aug-2013 12:30 PM	20-Aug-2013 10:11 AM	SD
96853	45497	NA	LABQC	WQ	LABQC	339612		1/1	16-Aug-2013 12:30 PM	16-Aug-2013 12:30 PM	21-Aug-2013 1:51 PM	LB
	45497	NA	FIELDQC	WQ	083SB-0023-0001-ER	339561		1/1	15-Aug-2013 9:30 AM	16-Aug-2013 12:30 PM	21-Aug-2013 1:55 PM	EB
	45497	NA	FIELDQC	WQ	083SB-0023-0001-ER	339614		1/1	15-Aug-2013 9:30 AM	16-Aug-2013 12:30 PM	21-Aug-2013 2:03 PM	LR

Test Method: SW7470A; Leach Method: NONE

Analytical Batch	Prep Batch	Leach Batch	Location	Matrix	Field Sample ID	Lab Sample ID	Calibration Ref	Run#/ Dil'n	Collection Date/Time	Extract Date/Time	Analysis Date/Time	Sample Type
96908	45527	NA	LABQC	WQ	LABQC	339931		1/1	20-Aug-2013 9:30 AM	20-Aug-2013 9:30 AM	21-Aug-2013 10:54 AM	BS
	45527	NA	LABQC	WQ	LABQC	339930		1/1	20-Aug-2013 9:30 AM	20-Aug-2013 9:30 AM	21-Aug-2013 10:56 AM	LB
	45527	NA	FIELDQC	WQ	083SB-0023-0001-ER	339561		1/1	15-Aug-2013 9:30 AM	20-Aug-2013 9:30 AM	21-Aug-2013 10:58 AM	EB
	45527	NA	FIELDQC	WQ	083SB-0023-0001-ER	339932		1/1	15-Aug-2013 9:30 AM	20-Aug-2013 9:30 AM	21-Aug-2013 11:02 AM	LR
	45527	NA	FIELDQC	WQ	083SB-0023-0001-ER	339933		1/1	15-Aug-2013 9:30 AM	20-Aug-2013 9:30 AM	21-Aug-2013 11:04 AM	MS
	45527	NA	FIELDQC	WQ	083SB-0023-0001-ER	339934		1/1	15-Aug-2013 9:30 AM	20-Aug-2013 9:30 AM	21-Aug-2013 11:06 AM	SD

Test Method: SW8081B; Leach Method: NONE

Analytical Batch	Prep Batch	Leach Batch	Location	Matrix	Field Sample ID	Lab Sample ID	Calibration Ref	Run#/ Dil'n	Collection Date/Time	Extract Date/Time	Analysis Date/Time	Sample Type
96883	45504	NA	LABQC	WQ	LABQC	339717		1/1	19-Aug-2013 8:00 AM	19-Aug-2013 8:00 AM	23-Aug-2013 12:59 PM	LB

AUTOMATED DATA REVIEW SUMMARY for Site 83 EB csv

Batch Report

Test Method: SW8081B; Leach Method: NONE

Analytical Batch	Prep Batch	Leach Batch	Location	Matrix	Field Sample ID	Lab Sample ID	Calibration Ref	Run#/ Dil'n	Collection Date/Time	Extract Date/Time	Analysis Date/Time	Sample Type
96883	45504	NA	LABQC	WQ	LABQC	339718		1/1	19-Aug-2013 8:00 AM	19-Aug-2013 8:00 AM	23-Aug-2013 1:15 PM	BS
	45504	NA	LABQC	WQ	LABQC	339718		1/1	19-Aug-2013 8:00 AM	19-Aug-2013 8:00 AM	23-Aug-2013 1:32 PM	BS
	45504	NA	FIELDQC	WQ	083SB-0023-0001-ER	339561		1/1	15-Aug-2013 9:30 AM	19-Aug-2013 8:00 AM	23-Aug-2013 1:49 PM	EB
97001	45551	NA	LABQC	WQ	LABQC	340733		1/1	21-Aug-2013 8:00 AM	21-Aug-2013 8:00 AM	23-Aug-2013 3:46 PM	BS

Test Method: SW8082; Leach Method: NONE

Analytical Batch	Prep Batch	Leach Batch	Location	Matrix	Field Sample ID	Lab Sample ID	Calibration Ref	Run#/ Dil'n	Collection Date/Time	Extract Date/Time	Analysis Date/Time	Sample Type
96884	45505	NA	LABQC	WQ	LABQC	339720		1/1	19-Aug-2013 8:00 AM	19-Aug-2013 8:00 AM	21-Aug-2013 11:09 AM	LB
	45505	NA	LABQC	WQ	LABQC	339721		1/1	19-Aug-2013 8:00 AM	19-Aug-2013 8:00 AM	21-Aug-2013 11:29 AM	BS
	45505	NA	FIELDQC	WQ	083SB-0023-0001-ER	339561		1/1	15-Aug-2013 9:30 AM	19-Aug-2013 8:00 AM	21-Aug-2013 11:48 AM	EB

Test Method: SW8260C; Leach Method: NONE

Analytical Batch	Prep Batch	Leach Batch	Location	Matrix	Field Sample ID	Lab Sample ID	Calibration Ref	Run#/ Dil'n	Collection Date/Time	Extract Date/Time	Analysis Date/Time	Sample Type
96835	96835	NA	LABQC	WQ	LABQC	340024		1/1	19-Aug-2013 11:55 AM		19-Aug-2013 11:55 AM	BS
	96835	NA	LABQC	WQ	LABQC	340028		1/1	19-Aug-2013 12:25 PM		19-Aug-2013 12:25 PM	LB
	96835	NA	FIELDQC	WQ	083SB-0024-0001-TB	339581		1/1	15-Aug-2013 8:00 AM		19-Aug-2013 7:19 PM	TB
	96835	NA	FIELDQC	WQ	083SB-0023-0001-ER	339561		1/1	15-Aug-2013 9:30 AM		19-Aug-2013 7:48 PM	EB
	96835	NA	FIELDQC	WQ	083SB-0023-0001-ER	340195		1/1	15-Aug-2013 9:30 AM		19-Aug-2013 9:16 PM	MS
	96835	NA	FIELDQC	WQ	083SB-0023-0001-ER	340715		1/1	15-Aug-2013 9:30 AM		19-Aug-2013 9:46 PM	SD
97040	97040	NA	LABQC	WQ	LABQC	343270		1/1	23-Aug-2013 3:40 PM		23-Aug-2013 3:40 PM	BS

AUTOMATED DATA REVIEW SUMMARY for Site 83 EB csv

Batch Report

Test Method: SW8260C; Leach Method: NONE

Analytical Batch	Prep Batch	Leach Batch	Location	Matrix	Field Sample ID	Lab Sample ID	Calibration Ref	Run#/ Dil'n	Collection Date/Time	Extract Date/Time	Analysis Date/Time	Sample Type
97040	97040	NA	LABQC	WQ	LABQC	343278		1/1	23-Aug-2013 4:39 PM		23-Aug-2013 4:39 PM	LB

Test Method: SW8270D; Leach Method: NONE

Analytical Batch	Prep Batch	Leach Batch	Location	Matrix	Field Sample ID	Lab Sample ID	Calibration Ref	Run#/ Dil'n	Collection Date/Time	Extract Date/Time	Analysis Date/Time	Sample Type
96903	45503	NA	LABQC	WQ	LABQC	339715		1/1	19-Aug-2013 10:30 AM	19-Aug-2013 10:30 AM	20-Aug-2013 1:57 PM	LB
	45503	NA	LABQC	WQ	LABQC	339716		1/1	19-Aug-2013 10:30 AM	19-Aug-2013 10:30 AM	20-Aug-2013 2:17 PM	BS
	45503	NA	FIELDQC	WQ	083SB-0023-0001-ER	339561		1/1	15-Aug-2013 9:30 AM	19-Aug-2013 10:30 AM	20-Aug-2013 4:22 PM	EB
97009	45552	NA	LABQC	WQ	LABQC	340736		1/1	21-Aug-2013 8:00 AM	21-Aug-2013 8:00 AM	22-Aug-2013 2:11 PM	LB
	45552	NA	LABQC	WQ	LABQC	340737		1/1	21-Aug-2013 8:00 AM	21-Aug-2013 8:00 AM	22-Aug-2013 2:48 PM	BS

Test Method: SW8330B; Leach Method: NONE

Analytical Batch	Prep Batch	Leach Batch	Location	Matrix	Field Sample ID	Lab Sample ID	Calibration Ref	Run#/ Dil'n	Collection Date/Time	Extract Date/Time	Analysis Date/Time	Sample Type
97103	45570	NA	LABQC	WQ	LABQC	341681		1/1	22-Aug-2013 9:00 AM	22-Aug-2013 9:00 AM	28-Aug-2013 10:40 AM	LB
	45570	NA	LABQC	WQ	LABQC	341682		1/1	22-Aug-2013 9:00 AM	22-Aug-2013 9:00 AM	28-Aug-2013 10:59 AM	BS
	45570	NA	FIELDQC	WQ	083SB-0023-0001-ER	339561		1/1	15-Aug-2013 9:30 AM	22-Aug-2013 9:00 AM	28-Aug-2013 11:17 AM	EB
97104	45571	NA	LABQC	WQ	LABQC	341684		1/1	22-Aug-2013 9:00 AM	22-Aug-2013 9:00 AM	28-Aug-2013 3:14 PM	LB
	45571	NA	LABQC	WQ	LABQC	341685		1/1	22-Aug-2013 9:00 AM	22-Aug-2013 9:00 AM	28-Aug-2013 3:22 PM	BS

Test Method: SW8330; Leach Method: NONE

Analytical Batch	Prep Batch	Leach Batch	Location	Matrix	Field Sample ID	Lab Sample ID	Calibration Ref	Run#/ Dil'n	Collection Date/Time	Extract Date/Time	Analysis Date/Time	Sample Type
97104	45571	NA	FIELDQC	WQ	083SB-0023-0001-ER	339561		1/1	15-Aug-2013 9:30 AM	22-Aug-2013 9:00 AM	28-Aug-2013 3:31 PM	EB

AUTOMATED DATA REVIEW SUMMARY for Site 83 EB csv

Field Batch Report

Test Method: BNASIM		**Leach Method: NONE**						
EBLOT	**TBLOT**	**ABLOT**	**LOCID**	**Matrix**	**FLDSAMPID**	**LABSAMPID**	**LOGDATE**	**SACODE**
15081301			FIELDQC	WQ	083SB-0023-0001-ER	339561	8/15/2013 9:30:00 AM	EB
Test Method: ORTPHG		**Leach Method: NONE**						
EBLOT	**TBLOT**	**ABLOT**	**LOCID**	**Matrix**	**FLDSAMPID**	**LABSAMPID**	**LOGDATE**	**SACODE**
15081301			FIELDQC	WQ	083SB-0023-0001-ER	339561	8/15/2013 9:30:00 AM	EB
Test Method: SW6010B		**Leach Method: NONE**						
EBLOT	**TBLOT**	**ABLOT**	**LOCID**	**Matrix**	**FLDSAMPID**	**LABSAMPID**	**LOGDATE**	**SACODE**
15081301			FIELDQC	WQ	083SB-0023-0001-ER	339561	8/15/2013 9:30:00 AM	EB
Test Method: SW7470A		**Leach Method: NONE**						
EBLOT	**TBLOT**	**ABLOT**	**LOCID**	**Matrix**	**FLDSAMPID**	**LABSAMPID**	**LOGDATE**	**SACODE**
15081301			FIELDQC	WQ	083SB-0023-0001-ER	339561	8/15/2013 9:30:00 AM	EB
Test Method: SW8081B		**Leach Method: NONE**						
EBLOT	**TBLOT**	**ABLOT**	**LOCID**	**Matrix**	**FLDSAMPID**	**LABSAMPID**	**LOGDATE**	**SACODE**
15081301			FIELDQC	WQ	083SB-0023-0001-ER	339561	8/15/2013 9:30:00 AM	EB
Test Method: SW8082		**Leach Method: NONE**						
EBLOT	**TBLOT**	**ABLOT**	**LOCID**	**Matrix**	**FLDSAMPID**	**LABSAMPID**	**LOGDATE**	**SACODE**
15081301			FIELDQC	WQ	083SB-0023-0001-ER	339561	8/15/2013 9:30:00 AM	EB
Test Method: SW8260C		**Leach Method: NONE**						
EBLOT	**TBLOT**	**ABLOT**	**LOCID**	**Matrix**	**FLDSAMPID**	**LABSAMPID**	**LOGDATE**	**SACODE**
15081301			FIELDQC	WQ	083SB-0023-0001-ER	339561	8/15/2013 9:30:00 AM	EB
Test Method: SW8270D		**Leach Method: NONE**						
EBLOT	**TBLOT**	**ABLOT**	**LOCID**	**Matrix**	**FLDSAMPID**	**LABSAMPID**	**LOGDATE**	**SACODE**
15081301			FIELDQC	WQ	083SB-0023-0001-ER	339561	8/15/2013 9:30:00 AM	EB
Test Method: SW8330		**Leach Method: NONE**						
EBLOT	**TBLOT**	**ABLOT**	**LOCID**	**Matrix**	**FLDSAMPID**	**LABSAMPID**	**LOGDATE**	**SACODE**
15081301			FIELDQC	WQ	083SB-0023-0001-ER	339561	8/15/2013 9:30:00 AM	EB

AUTOMATED DATA REVIEW SUMMARY for Site 83 EB csv

Field Batch Report

Test Method: SW8330B		Leach Method: NONE						
EBLOT	**TBLOT**	**ABLOT**	**LOCID**	**Matrix**	**FLDSAMPID**	**LABSAMPID**	**LOGDATE**	**SACODE**
15081301			FIELDQC	WQ	083SB-0023-0001-ER	339561	8/15/2013 9:30:00 AM	EB
Test Method: SW8260C		**Leach Method: NONE**						
EBLOT	**TBLOT**	**ABLOT**	**LOCID**	**Matrix**	**FLDSAMPID**	**LABSAMPID**	**LOGDATE**	**SACODE**
	15081301		FIELDQC	WQ	083SB-0024-0001-TB	339581	8/15/2013 8:00:00 AM	TB

AUTOMATED DATA REVIEW SUMMARY for Site 83 EB csv

QC Outlier Report

Test/Prep/Leach	QC Element	Sample ID/ Lab Sample ID	Run# / Dil'n	Analyte	Result (Units)	Qualifier	Warning Limits	Control Limits	Reason	Comment	Rule	Action Level
ORTPHG / SW5030B/NONE	Equipment Blank	083SB-0023-0001-ER (EB) / 339561	1 / 1.00	Gasoline Components	26.0 (ug/L)	U/None	< 23	< 100	V		1	26.0
SW6010B / TOTAL/NONE	Blank	339612 (LB) / 339612	1 / 1.00	Calcium	109 (ug/L)	U/None	< 17	< 100	L		1	109
SW6010B / TOTAL/NONE	Blank	339612 (LB) / 339612	1 / 1.00	Iron	77.2 (ug/L)	U/None	< 16	< 100	L		1	77.2
SW6010B / TOTAL/NONE	Blank	339612 (LB) / 339612	1 / 1.00	Manganese	1.8 (ug/L)	U/None	< 0.7	< 4	L		1	1.82
SW6010B / TOTAL/NONE	Blank	339612 (LB) / 339612	1 / 1.00	Thallium	2.7 (ug/L)	U/None	< 2.5	< 15	L		1	2.66
SW6010B / TOTAL/NONE	Equipment Blank	083SB-0023-0001-ER (EB) / 339561	1 / 1.00	Silver	0.77 (ug/L)	U/None	< 0.7	< 4	V		1	0.770
SW8260C / SW5030B/NONE	Equipment Blank	083SB-0023-0001-ER (EB) / 339561	1 / 1.00	Chloroform	0.37 (ug/L)	U/None	< 0.15	< 0.5	V		1	0.370
SW8260C / SW5030B/NONE	Trip Blank	083SB-0024-0001-TB (TB) / 339581	1 / 1.00	Methylene Chloride	1.3 (ug/L)	U/None	< 0.4	< 2	T		2	2.60
SW8270D / SW3510/NONE	LCS Recovery	339716 (BS) / 339716	1 / 1.00	2,2'-Oxybis(1-chloro)propane	66.5 (PERCENT)	J/UJ	70 - 130	70 - 130	C			
SW8270D / SW3510/NONE	LCS Recovery	339716 (BS) / 339716	1 / 1.00	Cresols, m & p	59.0 (PERCENT)	J/UJ	70 - 130	70 - 130	C			
SW8270D / SW3510/NONE	LCS Recovery	339716 (BS) / 339716	1 / 1.00	Hexachlorocyclopentadiene	53.0 (PERCENT)	J/UJ	70 - 130	70 - 130	C			
SW8270D / SW3510/NONE	Surrogate	083SB-0023-0001-ER (EB) / 339561	1 / 1.00	Phenol-d5	27.0 (PERCENT)	J/UJ	40 - 100	10 - 100	I			
SW8330B / METHOD/NONE	LCS Recovery	341685 (BS) / 341685	1 / 1.00	NITROGUANIDINE	78.6 (PERCENT)	J/UJ	80 - 120	20 - 120	C			
SW8330B / METHOD/NONE	Surrogate	083SB-0023-0001-ER (EB) / 339561	1 / 1.00	1,2-Dinitrobenzene	120 (PERCENT)	J/None	78 - 118	10 - 118	I			

AUTOMATED DATA REVIEW SUMMARY for Site 83 EB csv

Qualified Results

Test Leach	Matrix	FieldSample ID	LabSample ID	Type	Analyte	RL	Lab Result	Qualified Result	Bias	Units	Reason
ORTPHG/NONE	WQ	083SB-0023-0001-ER	339561	EB	Gasoline Components	100	26.0	26.0 J		ug/L	TR
Test Leach	**Matrix**	**FieldSample ID**	**LabSample ID**	**Type**	**Analyte**	**RL**	**Lab Result**	**Qualified Result**	**Bias**	**Units**	**Reason**
SW6010B/NONE	WQ	083SB-0023-0001-ER	339561	EB	Silver	4.0	0.77	0.77 J		ug/L	TR
Test Leach	**Matrix**	**FieldSample ID**	**LabSample ID**	**Type**	**Analyte**	**RL**	**Lab Result**	**Qualified Result**	**Bias**	**Units**	**Reason**
SW8260C/NONE	WQ	083SB-0023-0001-ER	339561	EB	Chloroform	0.50	0.37	0.37 J		ug/L	TR
SW8260C/NONE	WQ	083SB-0024-0001-TB	339581	TB	Methylene Chloride	2.0	1.3	1.3 J		ug/L	TR
Test Leach	**Matrix**	**FieldSample ID**	**LabSample ID**	**Type**	**Analyte**	**RL**	**Lab Result**	**Qualified Result**	**Bias**	**Units**	**Reason**
SW8270D/NONE	WQ	083SB-0023-0001-ER	339561	EB	1,2,4-Trichlorobenzene	1.0	1.0	1.0 UJ	-	ug/L	I
SW8270D/NONE	WQ	083SB-0023-0001-ER	339561	EB	1,2-Dichlorobenzene	1.0	1.0	1.0 UJ	-	ug/L	I
SW8270D/NONE	WQ	083SB-0023-0001-ER	339561	EB	1,3-Dichlorobenzene	1.0	1.0	1.0 UJ	-	ug/L	I
SW8270D/NONE	WQ	083SB-0023-0001-ER	339561	EB	1,4-Dichlorobenzene	1.0	1.0	1.0 UJ	-	ug/L	I
SW8270D/NONE	WQ	083SB-0023-0001-ER	339561	EB	2,2'-Oxybis(1-chloro)propane	1.0	1.0	1.0 UJ	-	ug/L	C/I
SW8270D/NONE	WQ	083SB-0023-0001-ER	339561	EB	2,4,5-Trichlorophenol	5.1	5.1	5.1 UJ	-	ug/L	I
SW8270D/NONE	WQ	083SB-0023-0001-ER	339561	EB	2,4,6-Trichlorophenol	5.1	5.1	5.1 UJ	-	ug/L	I
SW8270D/NONE	WQ	083SB-0023-0001-ER	339561	EB	2,4-Dichlorophenol	5.1	5.1	5.1 UJ	-	ug/L	I
SW8270D/NONE	WQ	083SB-0023-0001-ER	339561	EB	2,4-Dimethylphenol	5.1	5.1	5.1 UJ	-	ug/L	I
SW8270D/NONE	WQ	083SB-0023-0001-ER	339561	EB	2,4-Dinitrophenol	6.1	6.1	6.1 UJ	-	ug/L	I
SW8270D/NONE	WQ	083SB-0023-0001-ER	339561	EB	2,4-Dinitrotoluene	1.0	1.0	1.0 UJ	-	ug/L	I
SW8270D/NONE	WQ	083SB-0023-0001-ER	339561	EB	2,6-Dinitrotoluene	1.0	1.0	1.0 UJ	-	ug/L	I
SW8270D/NONE	WQ	083SB-0023-0001-ER	339561	EB	2-Chloronaphthalene	1.0	1.0	1.0 UJ	-	ug/L	I
SW8270D/NONE	WQ	083SB-0023-0001-ER	339561	EB	2-Chlorophenol	5.1	5.1	5.1 UJ	-	ug/L	I
SW8270D/NONE	WQ	083SB-0023-0001-ER	339561	EB	2-Methylphenol (o-Cresol)	5.1	5.1	5.1 UJ	-	ug/L	I
SW8270D/NONE	WQ	083SB-0023-0001-ER	339561	EB	2-Nitroaniline	1.0	1.0	1.0 UJ	-	ug/L	I
SW8270D/NONE	WQ	083SB-0023-0001-ER	339561	EB	2-Nitrophenol	5.1	5.1	5.1 UJ	-	ug/L	I
SW8270D/NONE	WQ	083SB-0023-0001-ER	339561	EB	3,3'-Dichlorobenzidine	2.5	2.5	2.5 UJ	-	ug/L	I
SW8270D/NONE	WQ	083SB-0023-0001-ER	339561	EB	3-Nitroaniline	1.0	1.0	1.0 UJ	-	ug/L	I
SW8270D/NONE	WQ	083SB-0023-0001-ER	339561	EB	4,6-Dinitro-2-Methylphenol	6.1	6.1	6.1 UJ	-	ug/L	I
SW8270D/NONE	WQ	083SB-0023-0001-ER	339561	EB	4-Bromophenyl phenyl ether	1.0	1.0	1.0 UJ	-	ug/L	I

AUTOMATED DATA REVIEW SUMMARY for Site 83 EB csv

Qualified Results

Test Leach	Matrix	FieldSample ID	LabSample ID	Type	Analyte	RL	Lab Result	Qualified Result	Bias	Units	Reason
SW8270D/NONE	WQ	083SB-0023-0001-ER	339561	EB	4-Chloro-3-Methylphenol	5.1	5.1	5.1 UJ	-	ug/L	I
SW8270D/NONE	WQ	083SB-0023-0001-ER	339561	EB	4-Chloroaniline	1.0	1.0	1.0 UJ	-	ug/L	I
SW8270D/NONE	WQ	083SB-0023-0001-ER	339561	EB	4-Chlorophenyl Phenyl Ether	1.0	1.0	1.0 UJ	-	ug/L	I
SW8270D/NONE	WQ	083SB-0023-0001-ER	339561	EB	4-Nitroaniline	1.0	1.0	1.0 UJ	-	ug/L	I
SW8270D/NONE	WQ	083SB-0023-0001-ER	339561	EB	4-Nitrophenol	5.1	5.1	5.1 UJ	-	ug/L	I
SW8270D/NONE	WQ	083SB-0023-0001-ER	339561	EB	Benzoic acid	76.0	76.0	76.0 UJ	-	ug/L	I
SW8270D/NONE	WQ	083SB-0023-0001-ER	339561	EB	Benzyl alcohol	3.0	3.0	3.0 UJ	-	ug/L	I
SW8270D/NONE	WQ	083SB-0023-0001-ER	339561	EB	Benzyl butyl phthalate	3.0	3.0	3.0 UJ	-	ug/L	I
SW8270D/NONE	WQ	083SB-0023-0001-ER	339561	EB	bis(2-Chloroethoxy) Methane	1.0	1.0	1.0 UJ	-	ug/L	I
SW8270D/NONE	WQ	083SB-0023-0001-ER	339561	EB	bis(2-Chloroethyl) Ether (2-Chloroethyl Ether)	1.0	1.0	1.0 UJ	-	ug/L	I
SW8270D/NONE	WQ	083SB-0023-0001-ER	339561	EB	Carbazole	1.0	1.0	1.0 UJ	-	ug/L	I
SW8270D/NONE	WQ	083SB-0023-0001-ER	339561	EB	Cresols, m & p	9.1	9.1	9.1 UJ	-	ug/L	C/I
SW8270D/NONE	WQ	083SB-0023-0001-ER	339561	EB	Dibenzofuran	1.0	1.0	1.0 UJ	-	ug/L	I
SW8270D/NONE	WQ	083SB-0023-0001-ER	339561	EB	Diethyl Phthalate	3.0	3.0	3.0 UJ	-	ug/L	I
SW8270D/NONE	WQ	083SB-0023-0001-ER	339561	EB	Dimethyl Phthalate	3.0	3.0	3.0 UJ	-	ug/L	I
SW8270D/NONE	WQ	083SB-0023-0001-ER	339561	EB	Di-n-Butyl Phthalate	3.0	3.0	3.0 UJ	-	ug/L	I
SW8270D/NONE	WQ	083SB-0023-0001-ER	339561	EB	Di-n-Octylphthalate	3.0	3.0	3.0 UJ	-	ug/L	I
SW8270D/NONE	WQ	083SB-0023-0001-ER	339561	EB	Hexachlorobenzene	1.0	1.0	1.0 UJ	-	ug/L	I
SW8270D/NONE	WQ	083SB-0023-0001-ER	339561	EB	Hexachlorobutadiene	1.0	1.0	1.0 UJ	-	ug/L	I
SW8270D/NONE	WQ	083SB-0023-0001-ER	339561	EB	Hexachlorocyclopentadiene	1.2	1.2	1.2 UJ	-	ug/L	C/I
SW8270D/NONE	WQ	083SB-0023-0001-ER	339561	EB	Hexachloroethane	1.2	1.2	1.2 UJ	-	ug/L	I
SW8270D/NONE	WQ	083SB-0023-0001-ER	339561	EB	Isophorone	1.0	1.0	1.0 UJ	-	ug/L	I
SW8270D/NONE	WQ	083SB-0023-0001-ER	339561	EB	Nitrobenzene	1.0	1.0	1.0 UJ	-	ug/L	I
SW8270D/NONE	WQ	083SB-0023-0001-ER	339561	EB	n-Nitrosodi-n-propylamine	1.0	1.0	1.0 UJ	-	ug/L	I
SW8270D/NONE	WQ	083SB-0023-0001-ER	339561	EB	n-Nitrosodiphenylamine	2.0	2.0	2.0 UJ	-	ug/L	I
SW8270D/NONE	WQ	083SB-0023-0001-ER	339561	EB	Pentachlorophenol	5.1	5.1	5.1 UJ	-	ug/L	I
SW8270D/NONE	WQ	083SB-0023-0001-ER	339561	EB	Phenol	5.1	5.1	5.1 UJ	-	ug/L	I
Test Leach	**Matrix**	**FieldSample ID**	**LabSample ID**	**Type**	**Analyte**	**RL**	**Lab Result**	**Qualified Result**	**Bias**	**Units**	**Reason**
SW8330/NONE	WQ	083SB-0023-0001-ER	339561	EB	NITROGUANIDINE	120	120	120 UJ	-	ug/L	C

AUTOMATED DATA REVIEW SUMMARY for Site 83 EB csv

AUTOMATED DATA REVIEW SUMMARY for Site 83 EB csv

Detected Results

Test Leach	Matrix	FieldSample ID	LabSample ID	Type	Analyte	RL	Lab Result	Qualified Result	Units	Reason
ORTPHG/NONE	WQ	083SB-0023-0001-ER	339561	EB	Gasoline Components	100	26.0	26.0 J	ug/L	TR
Test Leach	**Matrix**	**FieldSample ID**	**LabSample ID**	**Type**	**Analyte**	**RL**	**Lab Result**	**Qualified Result**	**Units**	**Reason**
SW6010B/NONE	WQ	083SB-0023-0001-ER	339561	EB	Silver	4.0	0.77	0.77 J	ug/L	TR
Test Leach	**Matrix**	**FieldSample ID**	**LabSample ID**	**Type**	**Analyte**	**RL**	**Lab Result**	**Qualified Result**	**Units**	**Reason**
SW8260C/NONE	WQ	083SB-0023-0001-ER	339561	EB	Chloroform	0.50	0.37	0.37 J	ug/L	TR
SW8260C/NONE	WQ	083SB-0024-0001-TB	339581	TB	Methylene Chloride	2.0	1.3	1.3 J	ug/L	TR

AUTOMATED DATA REVIEW SUMMARY for Site 83 EB csv

Rejected Results

--No Records Found--

AUTOMATED DATA REVIEW SUMMARY for Site 83 EB csv

Anomalies Count

SDG Name: Site 83 EB csv

Test/Extraction Method/Leach	# of Field Samples Outside of Compliance	# of Analytes Outside of Compliance
ORTPHG/SW5030B/NONE	1	1
SW6010B/TOTAL/NONE	1	9
SW8082/SW3520C/NONE	1	9
SW8260C/SW5030B/NONE	2	2
SW8270D/SW3510/NONE	1	5
SW8330/METHOD/NONE	1	1
SW8330B/METHOD/NONE	1	16

Anomalies are cases where the reported RL exceeds that specified in the governing project document.

AUTOMATED DATA REVIEW SUMMARY for Site 83 EB csv

Reporting Anomalies

SDG Name: Site 83 EB csv

Test Leach	FieldSample ID	Type	Dilution	Analyte	Result	DL	RL	Project RL	Units
ORTPHG/NONE	083SB-0023-0001-ER	EB	1	Gasoline Components	26 J	23	100	0.5	ug/L
Test Leach	**FieldSample ID**	**Type**	**Dilution**	**Analyte**	**Result**	**DL**	**RL**	**Project RL**	**Units**
SW6010B/NONE	083SB-0023-0001-ER	EB	1	Antimony	12 U	2	12	2	ug/L
SW6010B/NONE	083SB-0023-0001-ER	EB	1	Arsenic	24 U	4	24	5	ug/L
SW6010B/NONE	083SB-0023-0001-ER	EB	1	Cadmium	2 U	0.3	2	0.5	ug/L
SW6010B/NONE	083SB-0023-0001-ER	EB	1	Copper	7 U	1.2	7	5	ug/L
SW6010B/NONE	083SB-0023-0001-ER	EB	1	Lead	4 U	1.4	4	3	ug/L
SW6010B/NONE	083SB-0023-0001-ER	EB	1	Potassium	500 U	90	500	200	ug/L
SW6010B/NONE	083SB-0023-0001-ER	EB	1	Selenium	13 U	2.2	13	5	ug/L
SW6010B/NONE	083SB-0023-0001-ER	EB	1	Sodium	600 U	100	600	200	ug/L
SW6010B/NONE	083SB-0023-0001-ER	EB	1	Thallium	15 U	2.5	15	1	ug/L
Test Leach	**FieldSample ID**	**Type**	**Dilution**	**Analyte**	**Result**	**DL**	**RL**	**Project RL**	**Units**
SW8082/NONE	083SB-0023-0001-ER	EB	1	PCB-1016 (Arochlor 1016)	1 U	0.12	1	0.2	ug/L
SW8082/NONE	083SB-0023-0001-ER	EB	1	PCB-1221 (Arochlor 1221)	1 U	0.087	1	0.2	ug/L
SW8082/NONE	083SB-0023-0001-ER	EB	1	PCB-1232 (Arochlor 1232)	1 U	0.15	1	0.2	ug/L
SW8082/NONE	083SB-0023-0001-ER	EB	1	PCB-1242 (Arochlor 1242)	1 U	0.098	1	0.2	ug/L
SW8082/NONE	083SB-0023-0001-ER	EB	1	PCB-1248 (Arochlor 1248)	1 U	0.09	1	0.2	ug/L
SW8082/NONE	083SB-0023-0001-ER	EB	1	PCB-1254 (Arochlor 1254)	1 U	0.096	1	0.2	ug/L
SW8082/NONE	083SB-0023-0001-ER	EB	1	PCB-1260 (Arochlor 1260)	1 U	0.1	1	0.2	ug/L
SW8082/NONE	083SB-0023-0001-ER	EB	1	PCB-1262 (Arochlor 1262)	1 U	0.29	1	0.2	ug/L
SW8082/NONE	083SB-0023-0001-ER	EB	1	PCB-1268 (Arochlor 1268)	1 U	0.057	1	0.2	ug/L
Test Leach	**FieldSample ID**	**Type**	**Dilution**	**Analyte**	**Result**	**DL**	**RL**	**Project RL**	**Units**
SW8260C/NONE	083SB-0023-0001-ER	EB	1	Methylene Chloride	2 U	0.4	2	1	ug/L
SW8260C/NONE	083SB-0024-0001-TB	TB	1	Methylene Chloride	1.3 J	0.4	2	1	ug/L
Test Leach	**FieldSample ID**	**Type**	**Dilution**	**Analyte**	**Result**	**DL**	**RL**	**Project RL**	**Units**
SW8270D/NONE	083SB-0023-0001-ER	EB	1	2,4,5-Trichlorophenol	5.1 UJ	1.1	5.1	5	ug/L
SW8270D/NONE	083SB-0023-0001-ER	EB	1	2,4,6-Trichlorophenol	5.1 UJ	1	5.1	5	ug/L

Reporting Anomalies are cases where the reported RL exceeds that specified in the governing project document.

AUTOMATED DATA REVIEW SUMMARY for Site 83 EB csv

Reporting Anomalies

SDG Name: Site 83 EB csv

Test Leach	FieldSample ID	Type	Dilution	Analyte	Result	DL	RL	Project RL	Units
SW8270D/NONE	083SB-0023-0001-ER	EB	1	Benzoic acid	76 UJ	11	76	25	ug/L
SW8270D/NONE	083SB-0023-0001-ER	EB	1	Hexachlorobenzene	1 UJ	0.27	1	0.2	ug/L
SW8270D/NONE	083SB-0023-0001-ER	EB	1	Pentachlorophenol	5.1 UJ	1.1	5.1	5	ug/L
Test Leach	**FieldSample ID**	**Type**	**Dilution**	**Analyte**	**Result**	**DL**	**RL**	**Project RL**	**Units**
SW8330/NONE	083SB-0023-0001-ER	EB	1	NITROGUANIDINE	120 UJ	32	120	20	ug/L
Test Leach	**FieldSample ID**	**Type**	**Dilution**	**Analyte**	**Result**	**DL**	**RL**	**Project RL**	**Units**
SW8330B/NONE	083SB-0023-0001-ER	EB	1	1,3,5-Trinitrobenzene	0.8 U	0.23	0.8	0.2	ug/L
SW8330B/NONE	083SB-0023-0001-ER	EB	1	1,3-Dinitrobenzene	1 U	0.2	1	0.2	ug/L
SW8330B/NONE	083SB-0023-0001-ER	EB	1	2,4,6-Trinitrotoluene	1 U	0.22	1	0.2	ug/L
SW8330B/NONE	083SB-0023-0001-ER	EB	1	2,4-Dinitrotoluene	2 U	0.3	2	0.1	ug/L
SW8330B/NONE	083SB-0023-0001-ER	EB	1	2,6-Dinitrotoluene	1 U	0.24	1	0.1	ug/L
SW8330B/NONE	083SB-0023-0001-ER	EB	1	2-Amino-4,6-dinitrotoluene	1 U	0.24	1	0.2	ug/L
SW8330B/NONE	083SB-0023-0001-ER	EB	1	2-Nitrotoluene	2 U	0.4	2	0.2	ug/L
SW8330B/NONE	083SB-0023-0001-ER	EB	1	3-Nitrotoluene	0.8 U	0.23	0.8	0.2	ug/L
SW8330B/NONE	083SB-0023-0001-ER	EB	1	4-Amino-2,6-Dinitrotoluene	1 U	0.28	1	0.2	ug/L
SW8330B/NONE	083SB-0023-0001-ER	EB	1	4-Nitrotoluene	1 U	0.22	1	0.2	ug/L
SW8330B/NONE	083SB-0023-0001-ER	EB	1	Hexahydro-1,3,5-Trinitro-1,3,5-Triazine (RDX)	1 U	0.18	1	0.5	ug/L
SW8330B/NONE	083SB-0023-0001-ER	EB	1	Nitrobenzene	0.8 U	0.22	0.8	0.2	ug/L
SW8330B/NONE	083SB-0023-0001-ER	EB	1	Nitroglycerin	8 U	2.2	8	3	ug/L
SW8330B/NONE	083SB-0023-0001-ER	EB	1	Octahydro-1,3,5,7-Tetranitro-1,3,5,7-Tetrazocine (HMX)	1 U	0.25	1	0.5	ug/L
SW8330B/NONE	083SB-0023-0001-ER	EB	1	Pentaerythritol Tetranitrate	12 U	3	12	3	ug/L
SW8330B/NONE	083SB-0023-0001-ER	EB	1	Tetryl	1 U	0.21	1	0.2	ug/L

Reporting Anomalies are cases where the reported RL exceeds that specified in the governing project document.

AUTOMATED DATA REVIEW SUMMARY for Site 83 EB csv

Worksheet

SDG Name: Site 83 EB csv

WORKSHEET 14

Automated Data Review Summary for Field Duplicate

This page left intentionally blank.

Field Duplicate Report By Event and Site

Ravenna Army Ammunition Plant
RVAAP, QAPP Oct. 2012

Location	Analysis
75-GRTP-DU1-TR1	SW7471A

Sample Date	Field ID - Primary/Field Dup	Lab ID - Primary/Field Dup	Analyte	Primary Result	FD Result	RL	RPD	RPD Check
Dec 6 2012	075TR-0002-0001-SO / 075TR-0003-0001-SO	240-18544-38 / 240-18544-39	Mercury	ND	ND	0.140		Ok

Location	Analysis
75-GRTP-DU2-SS	E353.2

Sample Date	Field ID - Primary/Field Dup	Lab ID - Primary/Field Dup	Analyte	Primary Result	FD Result	RL	RPD	RPD Check
Nov 9 2012	075SD-0002-0001-SD / 075SD-0003-0001-SD	240-17467-2 / 240-17467-4	Nitrocellulose	403	ND	77.0		Ok

Location	Analysis
75-GRTP-DU2-SS	SW6020

Sample Date	Field ID - Primary/Field Dup	Lab ID - Primary/Field Dup	Analyte	Primary Result	FD Result	RL	RPD	RPD Check
Nov 9 2012	075SD-0002-0001-SD / 075SD-0003-0001-SD	240-17467-2 / 240-17467-4	Aluminum	12000	16000	4.40	28.6	Ok
Nov 9 2012	075SD-0002-0001-SD / 075SD-0003-0001-SD	240-17467-2 / 240-17467-4	Antimony	0.210	0.430	0.290	68.8	Out
Nov 9 2012	075SD-0002-0001-SD / 075SD-0003-0001-SD	240-17467-2 / 240-17467-4	Arsenic	9.50	9.00	0.150	5.41	Ok
Nov 9 2012	075SD-0002-0001-SD / 075SD-0003-0001-SD	240-17467-2 / 240-17467-4	Barium	110	130	1.50	16.7	Ok
Nov 9 2012	075SD-0002-0001-SD / 075SD-0003-0001-SD	240-17467-2 / 240-17467-4	Beryllium	0.890	1.70	0.150	62.5	Out
Nov 9 2012	075SD-0002-0001-SD / 075SD-0003-0001-SD	240-17467-2 / 240-17467-4	Cadmium	0.630	0.760	0.150	18.7	Ok
Nov 9 2012	075SD-0002-0001-SD / 075SD-0003-0001-SD	240-17467-2 / 240-17467-4	Calcium	6400	50000	15.0	155	Out
Nov 9 2012	075SD-0002-0001-SD / 075SD-0003-0001-SD	240-17467-2 / 240-17467-4	Chromium	15.0	21.0	0.290	33.3	Ok

Field Duplicate Report By Event and Site
Ravenna Army Ammunition Plant
RVAAP, QAPP Oct. 2012

Nov 9 2012	075SD-0002-0001-SD / 075SD-0003-0001-SD	240-17467-2 / 240-17467-4	Cobalt	9.60	11.0	0.0740	13.6	Ok
Nov 9 2012	075SD-0002-0001-SD / 075SD-0003-0001-SD	240-17467-2 / 240-17467-4	Copper	17.0	21.0	0.290	21.1	Ok
Nov 9 2012	075SD-0002-0001-SD / 075SD-0003-0001-SD	240-17467-2 / 240-17467-4	Iron	20000	19000	7.40	5.13	Ok
Nov 9 2012	075SD-0002-0001-SD / 075SD-0003-0001-SD	240-17467-2 / 240-17467-4	Lead	22.0	32.0	0.150	37.0	Ok
Nov 9 2012	075SD-0002-0001-SD / 075SD-0003-0001-SD	240-17467-2 / 240-17467-4	Magnesium	2800	5600	15.0	66.7	Out
Nov 9 2012	075SD-0002-0001-SD / 075SD-0003-0001-SD	240-17467-2 / 240-17467-4	Manganese	2200	4100	0.740	60.3	Out
Nov 9 2012	075SD-0002-0001-SD / 075SD-0003-0001-SD	240-17467-2 / 240-17467-4	Nickel	21.0	21.0	0.150	0.00	Ok
Nov 9 2012	075SD-0002-0001-SD / 075SD-0003-0001-SD	240-17467-2 / 240-17467-4	Potassium	1400	1200	15.0	15.4	Ok
Nov 9 2012	075SD-0002-0001-SD / 075SD-0003-0001-SD	240-17467-2 / 240-17467-4	Selenium	1.30	1.40	0.740	7.41	Ok
Nov 9 2012	075SD-0002-0001-SD / 075SD-0003-0001-SD	240-17467-2 / 240-17467-4	Silver	1.50	2.30	0.150	42.1	Ok
Nov 9 2012	075SD-0002-0001-SD / 075SD-0003-0001-SD	240-17467-2 / 240-17467-4	Sodium	75.0	310	15.0	122	Out
Nov 9 2012	075SD-0002-0001-SD / 075SD-0003-0001-SD	240-17467-2 / 240-17467-4	Thallium	0.210	0.150	0.150	33.3	Ok
Nov 9 2012	075SD-0002-0001-SD / 075SD-0003-0001-SD	240-17467-2 / 240-17467-4	Vanadium	20.0	15.0	0.150	28.6	Ok
Nov 9 2012	075SD-0002-0001-SD / 075SD-0003-0001-SD	240-17467-2 / 240-17467-4	Zinc	140	130	0.740	7.41	Ok

Location	Analysis
75-GRTP-DU2-SS	SW7471A

Sample Date	Field ID - Primary/Field Dup	Lab ID - Primary/Field Dup	Analyte	Primary Result	FD Result	RL	RPD	RPD Check
Nov 9 2012	075SD-0002-0001-SD / 075SD-0003-0001-SD	240-17467-2 / 240-17467-4	Mercury	0.464	1.10	0.140	81.3	Out

Field Duplicate Report By Event and Site
Ravenna Army Ammunition Plant
RVAAP, QAPP Oct. 2012

Location	Analysis
75-GRTP-DU2-SS	SW8081

Sample Date	Field ID - Primary/Field Dup	Lab ID - Primary/Field Dup	Analyte	Primary Result	FD Result	RL	RPD	RPD Check
Nov 9 2012	075SD-0002-0001-SD / 075SD-0003-0001-SD	240-17467-2 / 240-17467-4	Aldrin	ND	ND	130		Ok
Nov 9 2012	075SD-0002-0001-SD / 075SD-0003-0001-SD	240-17467-2 / 240-17467-4	alpha-BHC (alpha-Hexachlorocyclohexane)	ND	ND	80.0		Ok
Nov 9 2012	075SD-0002-0001-SD / 075SD-0003-0001-SD	240-17467-2 / 240-17467-4	alpha-Chlordane	ND	ND	96.0		Ok
Nov 9 2012	075SD-0002-0001-SD / 075SD-0003-0001-SD	240-17467-2 / 240-17467-4	alpha-Endosulfan	ND	ND	54.0		Ok
Nov 9 2012	075SD-0002-0001-SD / 075SD-0003-0001-SD	240-17467-2 / 240-17467-4	beta-BHC (beta-Hexachlorocyclohexane)	ND	ND	110		Ok
Nov 9 2012	075SD-0002-0001-SD / 075SD-0003-0001-SD	240-17467-2 / 240-17467-4	beta-Endosulfan	ND	ND	80.0		Ok
Nov 9 2012	075SD-0002-0001-SD / 075SD-0003-0001-SD	240-17467-2 / 240-17467-4	delta-BHC (delta-Hexachlorocyclohexane)	ND	ND	130		Ok
Nov 9 2012	075SD-0002-0001-SD / 075SD-0003-0001-SD	240-17467-2 / 240-17467-4	Dieldrin	ND	ND	54.0		Ok
Nov 9 2012	075SD-0002-0001-SD / 075SD-0003-0001-SD	240-17467-2 / 240-17467-4	Endosulfan Sulfate	ND	ND	96.0		Ok
Nov 9 2012	075SD-0002-0001-SD / 075SD-0003-0001-SD	240-17467-2 / 240-17467-4	Endrin	ND	ND	54.0		Ok
Nov 9 2012	075SD-0002-0001-SD / 075SD-0003-0001-SD	240-17467-2 / 240-17467-4	Endrin Aldehyde	ND	ND	96.0		Ok
Nov 9 2012	075SD-0002-0001-SD / 075SD-0003-0001-SD	240-17467-2 / 240-17467-4	Endrin Ketone	ND	ND	64.0		Ok
Nov 9 2012	075SD-0002-0001-SD / 075SD-0003-0001-SD	240-17467-2 / 240-17467-4	gamma-BHC (Lindane)	ND	ND	80.0		Ok
Nov 9 2012	075SD-0002-0001-SD / 075SD-0003-0001-SD	240-17467-2 / 240-17467-4	gamma-Chlordane	ND	ND	54.0		Ok
Nov 9 2012	075SD-0002-0001-SD / 075SD-0003-0001-SD	240-17467-2 / 240-17467-4	Heptachlor	ND	ND	110		Ok
Nov 9 2012	075SD-0002-0001-SD / 075SD-0003-0001-SD	240-17467-2 / 240-17467-4	Heptachlor Epoxide	ND	ND	80.0		Ok
Nov 9 2012	075SD-0002-0001-SD / 075SD-0003-0001-SD	240-17467-2 / 240-17467-4	Methoxychlor	ND	ND	160		Ok

Nov 9 2012	075SD-0002-0001-SD / 075SD-0003-0001-SD	240-17467-2 / 240-17467-4	p,p'-DDD	ND	ND	64.0		Ok
Nov 9 2012	075SD-0002-0001-SD / 075SD-0003-0001-SD	240-17467-2 / 240-17467-4	p,p'-DDE	13.0	ND	54.0		Ok
Nov 9 2012	075SD-0002-0001-SD / 075SD-0003-0001-SD	240-17467-2 / 240-17467-4	p,p'-DDT	29.0	ND	64.0		Ok
Nov 9 2012	075SD-0002-0001-SD / 075SD-0003-0001-SD	240-17467-2 / 240-17467-4	Toxaphene	ND	ND	2100		Ok

Location	**Analysis**
75-GRTP-DU2-SS	SW8082

Sample Date	Field ID - Primary/Field Dup	Lab ID - Primary/Field Dup	Analyte	Primary Result	FD Result	RL	RPD	RPD Check
Nov 9 2012	075SD-0002-0001-SD / 075SD-0003-0001-SD	240-17467-2 / 240-17467-4	PCB-1016 (Arochlor 1016)	ND	ND	100		Ok
Nov 9 2012	075SD-0002-0001-SD / 075SD-0003-0001-SD	240-17467-2 / 240-17467-4	PCB-1221 (Arochlor 1221)	ND	ND	80.0		Ok
Nov 9 2012	075SD-0002-0001-SD / 075SD-0003-0001-SD	240-17467-2 / 240-17467-4	PCB-1232 (Arochlor 1232)	ND	ND	72.0		Ok
Nov 9 2012	075SD-0002-0001-SD / 075SD-0003-0001-SD	240-17467-2 / 240-17467-4	PCB-1242 (Arochlor 1242)	ND	ND	64.0		Ok
Nov 9 2012	075SD-0002-0001-SD / 075SD-0003-0001-SD	240-17467-2 / 240-17467-4	PCB-1248 (Arochlor 1248)	ND	ND	88.0		Ok
Nov 9 2012	075SD-0002-0001-SD / 075SD-0003-0001-SD	240-17467-2 / 240-17467-4	PCB-1254 (Arochlor 1254)	ND	ND	88.0		Ok
Nov 9 2012	075SD-0002-0001-SD / 075SD-0003-0001-SD	240-17467-2 / 240-17467-4	PCB-1260 (Arochlor 1260)	ND	ND	88.0		Ok

Location	**Analysis**
75-GRTP-DU2-SS	SW8260B

Sample Date	Field ID - Primary/Field Dup	Lab ID - Primary/Field Dup	Analyte	Primary Result	FD Result	RL	RPD	RPD Check
Nov 9 2012	075SD-0002-0001-SD / 075SD-0003-0001-SD	240-17467-2 / 240-17467-4	1,1,1-Trichloroethane	ND	ND	7.60		Ok
Nov 9 2012	075SD-0002-0001-SD / 075SD-0003-0001-SD	240-17467-2 / 240-17467-4	1,1,2,2-Tetrachloroethane	ND	ND	7.60		Ok

Nov 9 2012	075SD-0002-0001-SD / 075SD-0003-0001-SD	240-17467-2 / 240-17467-4	1,1,2-Trichloroethane	ND	ND	7.60	Ok
Nov 9 2012	075SD-0002-0001-SD / 075SD-0003-0001-SD	240-17467-2 / 240-17467-4	1,1-Dichloroethane	ND	ND	7.60	Ok
Nov 9 2012	075SD-0002-0001-SD / 075SD-0003-0001-SD	240-17467-2 / 240-17467-4	1,1-Dichloroethene	ND	ND	7.60	Ok
Nov 9 2012	075SD-0002-0001-SD / 075SD-0003-0001-SD	240-17467-2 / 240-17467-4	1,2-Dibromoethane (EDB)	ND	ND	7.60	Ok
Nov 9 2012	075SD-0002-0001-SD / 075SD-0003-0001-SD	240-17467-2 / 240-17467-4	1,2-Dichloroethane	ND	ND	7.60	Ok
Nov 9 2012	075SD-0002-0001-SD / 075SD-0003-0001-SD	240-17467-2 / 240-17467-4	1,2-Dichloroethene	ND	ND	15.0	Ok
Nov 9 2012	075SD-0002-0001-SD / 075SD-0003-0001-SD	240-17467-2 / 240-17467-4	1,2-Dichloropropane	ND	ND	7.60	Ok
Nov 9 2012	075SD-0002-0001-SD / 075SD-0003-0001-SD	240-17467-2 / 240-17467-4	2-Butanone (MEK)	ND	ND	31.0	Ok
Nov 9 2012	075SD-0002-0001-SD / 075SD-0003-0001-SD	240-17467-2 / 240-17467-4	2-Hexanone	1.60	ND	31.0	Ok
Nov 9 2012	075SD-0002-0001-SD / 075SD-0003-0001-SD	240-17467-2 / 240-17467-4	4-Methyl-2-pentanone (MIBK)	ND	ND	31.0	Ok
Nov 9 2012	075SD-0002-0001-SD / 075SD-0003-0001-SD	240-17467-2 / 240-17467-4	Acetone	ND	ND	31.0	Ok
Nov 9 2012	075SD-0002-0001-SD / 075SD-0003-0001-SD	240-17467-2 / 240-17467-4	Benzene	ND	ND	7.60	Ok
Nov 9 2012	075SD-0002-0001-SD / 075SD-0003-0001-SD	240-17467-2 / 240-17467-4	Bromochloromethane	ND	ND	7.60	Ok
Nov 9 2012	075SD-0002-0001-SD / 075SD-0003-0001-SD	240-17467-2 / 240-17467-4	Bromodichloromethane	ND	ND	7.60	Ok
Nov 9 2012	075SD-0002-0001-SD / 075SD-0003-0001-SD	240-17467-2 / 240-17467-4	Bromoform	ND	ND	7.60	Ok
Nov 9 2012	075SD-0002-0001-SD / 075SD-0003-0001-SD	240-17467-2 / 240-17467-4	Bromomethane	ND	ND	7.60	Ok
Nov 9 2012	075SD-0002-0001-SD / 075SD-0003-0001-SD	240-17467-2 / 240-17467-4	Carbon Disulfide	1.30	ND	7.60	Ok
Nov 9 2012	075SD-0002-0001-SD / 075SD-0003-0001-SD	240-17467-2 / 240-17467-4	Carbon Tetrachloride	ND	ND	7.60	Ok
Nov 9 2012	075SD-0002-0001-SD / 075SD-0003-0001-SD	240-17467-2 / 240-17467-4	Chlorobenzene	ND	ND	7.60	Ok
Nov 9 2012	075SD-0002-0001-SD / 075SD-0003-0001-SD	240-17467-2 / 240-17467-4	Chloroethane	ND	ND	7.60	Ok

Nov 9 2012	075SD-0002-0001-SD / 075SD-0003-0001-SD	240-17467-2 / 240-17467-4	Chloroform	ND	ND	7.60		Ok
Nov 9 2012	075SD-0002-0001-SD / 075SD-0003-0001-SD	240-17467-2 / 240-17467-4	Chloromethane	ND	ND	7.60		Ok
Nov 9 2012	075SD-0002-0001-SD / 075SD-0003-0001-SD	240-17467-2 / 240-17467-4	cis-1,3-Dichloropropene	ND	ND	7.60		Ok
Nov 9 2012	075SD-0002-0001-SD / 075SD-0003-0001-SD	240-17467-2 / 240-17467-4	Dibromochloromethane	ND	ND	7.60		Ok
Nov 9 2012	075SD-0002-0001-SD / 075SD-0003-0001-SD	240-17467-2 / 240-17467-4	Ethylbenzene	ND	ND	7.60		Ok
Nov 9 2012	075SD-0002-0001-SD / 075SD-0003-0001-SD	240-17467-2 / 240-17467-4	Methylene Chloride	ND	4.10	7.60		Ok
Nov 9 2012	075SD-0002-0001-SD / 075SD-0003-0001-SD	240-17467-2 / 240-17467-4	Styrene	0.310	ND	7.60		Ok
Nov 9 2012	075SD-0002-0001-SD / 075SD-0003-0001-SD	240-17467-2 / 240-17467-4	tert-Butyl Methyl Ether (MTBE)	ND	ND	7.60		Ok
Nov 9 2012	075SD-0002-0001-SD / 075SD-0003-0001-SD	240-17467-2 / 240-17467-4	Tetrachloroethene (PCE)	ND	ND	7.60		Ok
Nov 9 2012	075SD-0002-0001-SD / 075SD-0003-0001-SD	240-17467-2 / 240-17467-4	Toluene	ND	ND	7.60		Ok
Nov 9 2012	075SD-0002-0001-SD / 075SD-0003-0001-SD	240-17467-2 / 240-17467-4	trans-1,3-Dichloropropene	ND	ND	7.60		Ok
Nov 9 2012	075SD-0002-0001-SD / 075SD-0003-0001-SD	240-17467-2 / 240-17467-4	Trichloroethene (TCE)	ND	ND	7.60		Ok
Nov 9 2012	075SD-0002-0001-SD / 075SD-0003-0001-SD	240-17467-2 / 240-17467-4	Vinyl Chloride	ND	ND	7.60		Ok
Nov 9 2012	075SD-0002-0001-SD / 075SD-0003-0001-SD	240-17467-2 / 240-17467-4	Xylenes, Total	ND	ND	15.0		Ok

Location	**Analysis**
75-GRTP-DU2-SS	SW8330B

Sample Date	Field ID - Primary/Field Dup	Lab ID - Primary/Field Dup	Analyte	Primary Result	FD Result	RL	RPD	RPD Check
Nov 9 2012	075SD-0002-0001-SD / 075SD-0003-0001-SD	240-17467-2 / 240-17467-4	1,3,5-Trinitrobenzene	ND	ND	0.250		Ok
Nov 9 2012	075SD-0002-0001-SD / 075SD-0003-0001-SD	240-17467-2 / 240-17467-4	1,3-Dinitrobenzene	ND	ND	0.250		Ok
Nov 9 2012	075SD-0002-0001-SD / 075SD-0003-0001-SD	240-17467-2 / 240-17467-4	2,4,6-Trinitrotoluene	ND	ND	0.250		Ok

Nov 9 2012	075SD-0002-0001-SD / 075SD-0003-0001-SD	240-17467-2 / 240-17467-4	2,4-Dinitrotoluene	ND	ND	0.250	Ok
Nov 9 2012	075SD-0002-0001-SD / 075SD-0003-0001-SD	240-17467-2 / 240-17467-4	2,6-Dinitrotoluene	ND	ND	0.250	Ok
Nov 9 2012	075SD-0002-0001-SD / 075SD-0003-0001-SD	240-17467-2 / 240-17467-4	2-Amino-4,6-dinitrotoluene	ND	ND	0.250	Ok
Nov 9 2012	075SD-0002-0001-SD / 075SD-0003-0001-SD	240-17467-2 / 240-17467-4	2-Nitrotoluene	ND	ND	0.250	Ok
Nov 9 2012	075SD-0002-0001-SD / 075SD-0003-0001-SD	240-17467-2 / 240-17467-4	3-Nitrotoluene	ND	ND	0.250	Ok
Nov 9 2012	075SD-0002-0001-SD / 075SD-0003-0001-SD	240-17467-2 / 240-17467-4	4-Amino-2,6-Dinitrotoluene	ND	ND	0.250	Ok
Nov 9 2012	075SD-0002-0001-SD / 075SD-0003-0001-SD	240-17467-2 / 240-17467-4	4-Nitrotoluene	ND	ND	0.250	Ok
Nov 9 2012	075SD-0002-0001-SD / 075SD-0003-0001-SD	240-17467-2 / 240-17467-4	Hexahydro-1,3,5-Trinitro-1,3,5-Triazine (RDX)	ND	ND	0.250	Ok
Nov 9 2012	075SD-0002-0001-SD / 075SD-0003-0001-SD	240-17467-2 / 240-17467-4	Nitrobenzene	ND	ND	0.250	Ok
Nov 9 2012	075SD-0002-0001-SD / 075SD-0003-0001-SD	240-17467-2 / 240-17467-4	Nitroglycerin	ND	ND	0.490	Ok
Nov 9 2012	075SD-0002-0001-SD / 075SD-0003-0001-SD	240-17467-2 / 240-17467-4	NITROGUANIDINE	ND	ND	0.240	Ok
Nov 9 2012	075SD-0002-0001-SD / 075SD-0003-0001-SD	240-17467-2 / 240-17467-4	Octahydro-1,3,5,7-Tetranitro-1,3,5,7-Tetrazocine (HMX)	ND	ND	0.250	Ok
Nov 9 2012	075SD-0002-0001-SD / 075SD-0003-0001-SD	240-17467-2 / 240-17467-4	Pentaerythritol Tetranitrate	ND	ND	0.490	Ok
Nov 9 2012	075SD-0002-0001-SD / 075SD-0003-0001-SD	240-17467-2 / 240-17467-4	Tetryl	0.0290	ND	0.250	Ok

ATTACHMENT A

Field Blank Quality Control
Trip Blanks and Equipment Rinsate Blanks

This page left intentionally blank.

Equipment Blank
Chemistry Results
Ravenna Army Ammunition Plant, Quality Assurance Project Plan. Oct. 3. 2012

Locations:	76-A1-UST-SB2	76-A3-DU1-SB5
Field Sample ID:	076-0140-0001-ER	076-0067-0001-ER
Sample Begin Depth:	0	0
Sample End Depth:	0	0
Sample Date:	12/11/2012	11/15/2012
Chlorinated Herbicides by GC Using Methylation		
2,4 DB (UG/L)	4.0 U	4.0 U
2,4,5-T (Trichlorophenoxyacetic Acid) (UG/L)	1.0 U	1.0 U
2,4-D (Dichlorophenoxyacetic Acid) (UG/L)	4.0 U	4.0 U
Dalapon (UG/L)	2.0 U	2.0 U
Dicamba (UG/L)	2.0 U	2.0 U
Dichloroprop (UG/L)	4.0 U	4.0 U
Dinoseb (UG/L)	0.60 U	0.60 U
MCPA (UG/L)	400 UJ	400 UJ
MCPP (UG/L)	400 UJ	400 U
Pentachlorophenol (UG/L)	0.10 U	0.10 U
Silvex (2,4,5-TP) (UG/L)	1.0 U	1.0 U

Equipment Blank
Chemistry Results
Ravenna Army Ammunition Plant, Quality Assurance Project Plan. Oct. 3. 2012

Locations:	76-A1-UST-SB2	76-A3-DU1-SB5
Field Sample ID:	076-0140-0001-ER	076-0067-0001-ER
Sample Begin Depth:	0	0
Sample End Depth:	0	0
Sample Date:	12/11/2012	11/15/2012
Chromium, Hexavalent (Colorimetric)		
Chromium, Hexavalent (MG/KG)	-	-

Equipment Blank
Chemistry Results
Ravenna Army Ammunition Plant, Quality Assurance Project
Plan. Oct. 3. 2012

Locations:	ER-2	ER-1
Field Sample ID:	076-0140-0001-ER	076-0067-0001-ER
Sample Begin Depth:	0	0
Sample End Depth:	0	0
Sample Date:	12/11/2012	11/15/2012
Mercury in Water (Manual Cold-Vapor Techique)		
Mercury (UG/L)	0.20 U	0.20 U

Equipment Blank
Chemistry Results
Ravenna Army Ammunition Plant, Quality Assurance Project Plan,
Oct. 3. 2012

Locations:	ER-2	ER-1
Field Sample ID:	076-0140-0001-ER	076-0067-0001-ER
Sample Begin Depth:	0	0
Sample End Depth:	0	0
Sample Date:	12/11/2012	11/15/2012
Modified SW8015 for the Determination of Diesel Range		
C10-C20 Diesel Range Organics (UG/L)	480 U	-
C20-C34 Motor Oil Range Organics (UG/L)	480 U	-

Equipment Blank
Chemistry Results
Ravenna Army Ammunition Plant, Quality Assurance Project Plan. Oct. 3. 2012

Locations:	ER-2	ER-1
Field Sample ID:	076-0140-0001-ER	076-0067-0001-ER
Sample Begin Depth:	0	0
Sample End Depth:	0	0
Sample Date:	12/11/2012	11/15/2012
Modified SW8015 for the Determination of		
Petroleum Hydrocarbons C6-C12 (UG/L)	100 U	**33.0 J**

Equipment Blank
Chemistry Results
Ravenna Army Ammunition Plant, Quality Assurance Project Plan. Oct. 3. 2012

Locations:	ER-2	ER-1
Field Sample ID:	076-0140-0001-ER	076-0067-0001-ER
Sample Begin Depth:	0	0
Sample End Depth:	0	0
Sample Date:	12/11/2012	11/15/2012
Nitroaromatics and Nitramines by HPLC		
1,3,5-Trinitrobenzene (UG/L)	0.10 U	0.10 U
1,3-Dinitrobenzene (UG/L)	0.10 U	0.10 U
2,4,6-Trinitrotoluene (UG/L)	0.10 U	0.10 U
2,4-Dinitrotoluene (UG/L)	0.10 U	0.10 U
2,6-Dinitrotoluene (UG/L)	0.10 U	0.10 U
2-Amino-4,6-dinitrotoluene (UG/L)	0.20 U	0.21 U
2-Nitrotoluene (UG/L)	0.50 U	0.51 U
3-Nitrotoluene (UG/L)	0.50 U	0.51 U
4-Amino-2,6-Dinitrotoluene (UG/L)	0.10 U	0.10 U
4-Nitrotoluene (UG/L)	0.50 U	0.51 U
Hexahydro-1,3,5-Trinitro-1,3,5-Triazine (RDX)	0.10 U	0.10 U
Nitrobenzene (UG/L)	0.10 U	0.10 U
Nitroglycerin (UG/L)	0.65 U	0.67 U
NITROGUANIDINE (UG/L)	20.0 U	20.0 U
Octahydro-1,3,5,7-Tetranitro-1,3,5,7-Tetrazocine	0.10 U	0.10 U
Pentaerythritol Tetranitrate (UG/L)	0.65 U	0.67 U
Tetryl (UG/L)	0.10 U	0.10 U

Equipment Blank
Chemistry Results
Ravenna Army Ammunition Plant, Quality Assurance Project
Plan. Oct. 3. 2012

Locations:	ER-2	ER-1
Field Sample ID:	076-0140-0001-ER	076-0067-0001-ER
Sample Begin Depth:	0	0
Sample End Depth:	0	0
Sample Date:	12/11/2012	11/15/2012
Nitrogen, Nitrate-Nitrite (Colorimetric Automated,		
Nitrocellulose (MG/L)	2.0 UJ	2.0 U

Equipment Blank
Chemistry Results
Ravenna Army Ammunition Plant, Quality Assurance Project Plan. Oct. 3. 2012

Locations:	ER-2	ER-1
Field Sample ID:	076-0140-0001-ER	076-0067-0001-ER
Sample Begin Depth:	0	0
Sample End Depth:	0	0
Sample Date:	12/11/2012	11/15/2012
Organochlorine Pesticides and PCBs by		
Aldrin (UG/L)	0.048 U	0.048 U
alpha-BHC (alpha-Hexachlorocyclohexane)	0.048 U	0.048 U
alpha-Chlordane (UG/L)	0.048 U	0.048 U
alpha-Endosulfan (UG/L)	0.048 U	0.048 U
beta-BHC (beta-Hexachlorocyclohexane) (UG/L)	0.048 U	0.048 U
beta-Endosulfan (UG/L)	0.048 U	0.048 U
delta-BHC (delta-Hexachlorocyclohexane) (UG/L)	0.048 U	0.048 U
Dieldrin (UG/L)	0.048 U	0.048 U
Endosulfan Sulfate (UG/L)	0.048 U	0.048 U
Endrin (UG/L)	0.048 U	0.048 U
Endrin Aldehyde (UG/L)	0.048 U	0.048 U
Endrin Ketone (UG/L)	0.048 U	0.048 U
gamma-BHC (Lindane) (UG/L)	0.048 U	0.048 U
gamma-Chlordane (UG/L)	0.048 U	0.048 U
Heptachlor (UG/L)	0.048 U	0.048 U
Heptachlor Epoxide (UG/L)	0.048 U	0.048 U
Methoxychlor (UG/L)	0.095 U	0.096 U
p,p'-DDD (UG/L)	0.048 U	0.048 U
p,p'-DDE (UG/L)	0.048 U	0.048 U
p,p'-DDT (UG/L)	0.048 U	0.048 U
Toxaphene (UG/L)	1.9 UJ	1.9 U

Equipment Blank
Chemistry Results
Ravenna Army Ammunition Plant, Quality Assurance Project Plan. Oct. 3. 2012

Locations:	ER-2	ER-1
Field Sample ID:	076-0140-0001-ER	076-0067-0001-ER
Sample Begin Depth:	0	0
Sample End Depth:	0	0
Sample Date:	12/11/2012	11/15/2012
Polychlorinated Biphenyls (PCB)		
PCB-1016 (Arochlor 1016) (UG/L)	0.48 U	0.48 U
PCB-1221 (Arochlor 1221) (UG/L)	0.48 U	0.48 U
PCB-1232 (Arochlor 1232) (UG/L)	0.48 U	0.48 U
PCB-1242 (Arochlor 1242) (UG/L)	0.48 U	0.48 U
PCB-1248 (Arochlor 1248) (UG/L)	0.48 U	0.48 U
PCB-1254 (Arochlor 1254) (UG/L)	0.48 U	0.48 U
PCB-1260 (Arochlor 1260) (UG/L)	0.48 U	0.48 U

Equipment Blank
Chemistry Results
Ravenna Army Ammunition Plant, Quality Assurance Project Plan. Oct. 3. 2012

Locations:	ER-2	ER-1
Field Sample ID:	076-0140-0001-ER	076-0067-0001-ER
Sample Begin Depth:	0	0
Sample End Depth:	0	0
Sample Date:	12/11/2012	11/15/2012
Semivolatile Organic Compounds by Capillary		
1,2,4-Trichlorobenzene (UG/L)	0.95 U	0.97 U
1,2-Dichlorobenzene (UG/L)	0.95 U	0.97 U
1,3-Dichlorobenzene (UG/L)	0.95 U	0.97 U
1,4-Dichlorobenzene (UG/L)	0.95 U	0.97 U
2,4,5-Trichlorophenol (UG/L)	4.8 U	4.9 U
2,4,6-Trichlorophenol (UG/L)	4.8 U	4.9 U
2,4-Dichlorophenol (UG/L)	1.9 U	1.9 U
2,4-Dimethylphenol (UG/L)	1.9 U	1.9 U
2,4-Dinitrophenol (UG/L)	4.8 U	4.9 U
2,4-Dinitrotoluene (UG/L)	4.8 U	4.9 U
2,6-Dinitrotoluene (UG/L)	4.8 U	4.9 U
2-Chloronaphthalene (UG/L)	0.95 U	0.97 U
2-Chlorophenol (UG/L)	0.95 U	0.97 U
2-Methylnaphthalene (UG/L)	0.19 U	0.19 U
2-Methylphenol (o-Cresol) (UG/L)	0.95 U	0.97 U
2-Nitroaniline (UG/L)	1.9 U	1.9 U
2-Nitrophenol (UG/L)	1.9 U	1.9 U
3,3'-Dichlorobenzidine (UG/L)	4.8 U	4.9 UJ
3-Nitroaniline (UG/L)	1.9 U	1.9 U
4,6-Dinitro-2-Methylphenol (UG/L)	4.8 U	4.9 U
4-Bromophenyl phenyl ether (UG/L)	1.9 U	1.9 U
4-Chloro-3-Methylphenol (UG/L)	1.9 U	1.9 U
4-Chloroaniline (UG/L)	1.9 U	1.9 U
4-Chlorophenyl Phenyl Ether (UG/L)	1.9 U	1.9 U
4-Nitroaniline (UG/L)	1.9 U	1.9 U
4-Nitrophenol (UG/L)	4.8 UJ	4.9 U
Acenaphthene (UG/L)	0.19 U	0.19 U
Acenaphthylene (UG/L)	0.19 U	0.19 U
Anthracene (UG/L)	0.19 U	0.19 U
Benzo(a)anthracene (UG/L)	0.19 U	0.19 U

Equipment Blank
Chemistry Results
Ravenna Army Ammunition Plant, Quality Assurance Project Plan. Oct. 3. 2012

Benzo(a)pyrene (UG/L)	0.19 U	0.19 U
Benzo(b)fluoranthene (UG/L)	0.19 U	0.19 U
Benzo(g,h,i)perylene (UG/L)	0.19 U	0.19 U
Benzo(k)fluoranthene (UG/L)	0.19 U	0.19 U
Benzoic acid (UG/L)	24.0 U	24.0 U
Benzyl alcohol (UG/L)	4.8 U	4.9 U
Benzyl butyl phthalate (UG/L)	0.95 U	0.97 U
bis(2-Chloroethoxy) Methane (UG/L)	0.95 U	0.97 U
bis(2-Chloroethyl) Ether (2-Chloroethyl Ether)	0.95 U	0.97 U
bis(2-Chloroisopropyl) Ether (UG/L)	0.95 U	0.97 U
bis(2-Ethylhexyl) Phthalate (UG/L)	1.9 U	1.9 U
Carbazole (UG/L)	0.95 U	0.97 U
Chrysene (UG/L)	0.19 U	0.19 U
Cresols, m & p (UG/L)	1.9 U	1.9 U
Dibenz(a,h)anthracene (UG/L)	0.19 U	0.19 U
Dibenzofuran (UG/L)	0.95 U	0.97 U
Diethyl Phthalate (UG/L)	0.95 U	0.97 U
Dimethyl Phthalate (UG/L)	0.95 U	0.97 U
Di-n-Butyl Phthalate (UG/L)	0.95 U	0.97 U
Di-n-Octylphthalate (UG/L)	0.95 U	0.97 U
Fluoranthene (UG/L)	0.19 U	0.19 U
Fluorene (UG/L)	0.19 U	0.19 U
Hexachlorobenzene (UG/L)	0.19 U	0.19 U
Hexachlorobutadiene (UG/L)	0.95 U	0.97 U
Hexachlorocyclopentadiene (UG/L)	9.5 U	9.7 U
Hexachloroethane (UG/L)	0.95 U	0.97 U
Indeno(1,2,3-c,d)pyrene (UG/L)	0.19 U	0.19 U
Isophorone (UG/L)	0.95 U	0.97 U
Naphthalene (UG/L)	0.19 U	0.19 U
Nitrobenzene (UG/L)	0.95 U	0.97 U
n-Nitrosodi-n-propylamine (UG/L)	0.95 U	0.97 U
n-Nitrosodiphenylamine (UG/L)	0.95 U	0.97 UJ
Pentachlorophenol (UG/L)	4.8 U	4.9 U
Phenanthrene (UG/L)	0.19 U	0.19 U
Phenol (UG/L)	0.95 U	0.97 U
Pyrene (UG/L)	0.19 U	0.19 U

Equipment Blank
Chemistry Results
Ravenna Army Ammunition Plant, Quality Assurance Project Plan. Oct. 3. 2012

Locations:	ER-2	ER-1
Field Sample ID:	076-0140-0001-ER	076-0067-0001-ER
Sample Begin Depth:	0	0
Sample End Depth:	0	0
Sample Date:	12/11/2012	11/15/2012
Trace Metals by Inductively Coupled		
Aluminum (UG/L)	30.0 U	60.0 U
Antimony (UG/L)	2.0 U	**0.34 J**
Arsenic (UG/L)	1.0 U	5.0 U
Barium (UG/L)	**0.43 J**	5.0 U
Beryllium (UG/L)	1.0 U	1.0 U
Cadmium (UG/L)	1.0 U	2.0 U
Calcium (UG/L)	**82.0 J**	2000 U
Chromium (UG/L)	**0.76 J**	**0.60 J**
Cobalt (UG/L)	**0.036 J**	1.0 U
Copper (UG/L)	2.0 U	4.0 U
Iron (UG/L)	50.0 U	150 U
Lead (UG/L)	1.0 U	1.0 U
Magnesium (UG/L)	100 U	1000 U
Manganese (UG/L)	**1.9 J**	**3.5 J**
Nickel (UG/L)	**0.47 J**	**20.0**
Potassium (UG/L)	100 U	1000 U
Selenium (UG/L)	5.0 U	5.0 U
Silver (UG/L)	1.0 U	1.0 U
Sodium (UG/L)	**150**	1000 U
Thallium (UG/L)	**0.25 J**	**0.75 J**
Vanadium (UG/L)	1.0 U	5.0 U
Zinc (UG/L)	**1.1 J**	**10.0 J**

Equipment Blank
Chemistry Results
Ravenna Army Ammunition Plant, Quality Assurance Project Plan. Oct. 3. 2012

Locations:	ER-2	ER-1
Field Sample ID:	076-0140-0001-ER	076-0067-0001-ER
Sample Begin Depth:	0	0
Sample End Depth:	0	0
Sample Date:	12/11/2012	11/15/2012
Volatile Organic Compounds by Capillary GC/MS		
1,1,1-Trichloroethane (UG/L)	1.0 U	1.0 U
1,1,2,2-Tetrachloroethane (UG/L)	1.0 U	1.0 U
1,1,2-Trichloroethane (UG/L)	1.0 U	1.0 U
1,1-Dichloroethane (UG/L)	1.0 U	1.0 U
1,1-Dichloroethene (UG/L)	1.0 U	1.0 U
1,2-Dibromoethane (EDB) (UG/L)	1.0 U	1.0 U
1,2-Dichloroethane (UG/L)	1.0 U	1.0 U
1,2-Dichloroethene (UG/L)	2.0 U	2.0 U
1,2-Dichloropropane (UG/L)	1.0 U	1.0 U
2-Butanone (MEK) (UG/L)	10.0 U	10.0 U
2-Hexanone (UG/L)	10.0 U	10.0 U
4-Methyl-2-pentanone (MIBK) (UG/L)	10.0 U	10.0 U
Acetone (UG/L)	10.0 U	10.0 UJ
Benzene (UG/L)	1.0 U	1.0 U
Bromochloromethane (UG/L)	1.0 U	1.0 U
Bromodichloromethane (UG/L)	1.0 U	1.0 U
Bromoform (UG/L)	1.0 U	1.0 U
Bromomethane (UG/L)	1.0 U	1.0 U
Carbon Disulfide (UG/L)	1.0 U	1.0 U
Carbon Tetrachloride (UG/L)	1.0 U	1.0 U
Chlorobenzene (UG/L)	1.0 U	1.0 U
Chloroethane (UG/L)	1.0 U	1.0 U
Chloroform (UG/L)	**0.58 J**	**0.61 J**
Chloromethane (UG/L)	1.0 U	1.0 U
cis-1,3-Dichloropropene (UG/L)	1.0 U	1.0 U
Dibromochloromethane (UG/L)	1.0 U	1.0 U
Ethylbenzene (UG/L)	1.0 U	1.0 U
Methylene Chloride (UG/L)	1.0 U	1.0 U
Styrene (UG/L)	1.0 U	1.0 UJ
tert-Butyl Methyl Ether (MTBE) (UG/L)	1.0 U	1.0 U

Equipment Blank
Chemistry Results
Ravenna Army Ammunition Plant, Quality Assurance Project
Plan. Oct. 3. 2012

Tetrachloroethene (PCE) (UG/L)	1.0 U	1.0 U
Toluene (UG/L)	1.0 U	1.0 U
trans-1,3-Dichloropropene (UG/L)	1.0 U	1.0 U
Trichloroethene (TCE) (UG/L)	1.0 U	1.0 U
Vinyl Chloride (UG/L)	1.0 U	1.0 U
Xylenes, Total (UG/L)	2.0 U	2.0 U

Equipment Blank Results
Chemistry Results
Ravenna Army Ammunition Plant, Quality Assurance Project Plan. Oct. 3. 2012

Locations:	ER-3
Field Sample ID:	079RN-0317-0001-RN
Sample Begin Depth:	0
Sample End Depth:	0
Sample Date:	04/03/2013
Mercury in Water (Manual Cold-Vapor Techique)	
Mercury (UG/L)	0.20 U

Equipment Blank Results
Chemistry Results
Ravenna Army Ammunition Plant, Quality Assurance Project Plan. Oct. 3. 2012

Locations:	ER-3
Field Sample ID:	079RN-0317-0001-RN
Sample Begin Depth:	0
Sample End Depth:	0
Sample Date:	04/03/2013
Modified SW8015 for the Determination of Diesel	
C10-C20 Diesel Range Organics (UG/L)	500 U
C20-C34 Motor Oil Range Organics (UG/L)	500 U

Equipment Blank Results
Chemistry Results
Ravenna Army Ammunition Plant, Quality Assurance Project Plan. Oct. 3. 2012

Locations:	ER-3
Field Sample ID:	079RN-0317-0001-RN
Sample Begin Depth:	0
Sample End Depth:	0
Sample Date:	04/03/2013
Nitroaromatics and Nitramines by HPLC	
1,3,5-Trinitrobenzene (UG/L)	0.11 U
1,3-Dinitrobenzene (UG/L)	0.11 U
2,4,6-Trinitrotoluene (UG/L)	0.11 U
2,4-Dinitrotoluene (UG/L)	0.11 U
2,6-Dinitrotoluene (UG/L)	0.11 U
2-Amino-4,6-dinitrotoluene (UG/L)	0.22 U
2-Nitrotoluene (UG/L)	0.56 U
3-Nitrotoluene (UG/L)	0.56 U
4-Amino-2,6-Dinitrotoluene (UG/L)	0.11 U
4-Nitrotoluene (UG/L)	0.56 U
Hexahydro-1,3,5-Trinitro-1,3,5-Triazine (RDX)	0.11 U
Nitrobenzene (UG/L)	0.11 U
Nitroglycerin (UG/L)	0.72 U
NITROGUANIDINE (UG/L)	20.0 U
Octahydro-1,3,5,7-Tetranitro-1,3,5,7-Tetrazocine	0.11 U
Pentaerythritol Tetranitrate (UG/L)	0.72 U
Tetryl (UG/L)	0.11 U

Equipment Blank Results
Chemistry Results
Ravenna Army Ammunition Plant, Quality Assurance Project Plan. Oct. 3. 2012

Locations:	ER-3
Field Sample ID:	079RN-0317-0001-RN
Sample Begin Depth:	0
Sample End Depth:	0
Sample Date:	04/03/2013
Nitrogen, Nitrate-Nitrite (Colorimetric Automated,	
Nitrocellulose (MG/L)	2.0 U

Equipment Blank Results
Chemistry Results
Ravenna Army Ammunition Plant, Quality Assurance Project Plan. Oct. 3. 2012

Locations:	ER-3
Field Sample ID:	079RN-0317-0001-RN
Sample Begin Depth:	0
Sample End Depth:	0
Sample Date:	04/03/2013
Organochlorine Pesticides and PCBs by	
Aldrin (UG/L)	0.050 U
alpha-BHC (alpha-Hexachlorocyclohexane)	0.050 U
alpha-Chlordane (UG/L)	0.050 U
alpha-Endosulfan (UG/L)	0.050 U
beta-BHC (beta-Hexachlorocyclohexane) (UG/L)	0.050 U
beta-Endosulfan (UG/L)	0.050 U
delta-BHC (delta-Hexachlorocyclohexane) (UG/L)	0.050 U
Dieldrin (UG/L)	0.050 U
Endosulfan Sulfate (UG/L)	0.050 U
Endrin (UG/L)	0.050 U
Endrin Aldehyde (UG/L)	0.050 U
Endrin Ketone (UG/L)	0.050 U
gamma-BHC (Lindane) (UG/L)	0.050 U
gamma-Chlordane (UG/L)	0.050 U
Heptachlor (UG/L)	0.050 U
Heptachlor Epoxide (UG/L)	0.050 U
Methoxychlor (UG/L)	0.10 UJ
p,p'-DDD (UG/L)	0.050 U
p,p'-DDE (UG/L)	0.050 U
p,p'-DDT (UG/L)	0.050 U
Toxaphene (UG/L)	2.0 UJ

Equipment Blank Results
Chemistry Results
Ravenna Army Ammunition Plant, Quality Assurance Project Plan. Oct. 3. 2012

Locations:	ER-3
Field Sample ID:	079RN-0317-0001-RN
Sample Begin Depth:	0
Sample End Depth:	0
Sample Date:	04/03/2013
Polychlorinated Biphenyls (PCB)	
PCB-1016 (Arochlor 1016) (UG/L)	0.50 U
PCB-1221 (Arochlor 1221) (UG/L)	0.50 U
PCB-1232 (Arochlor 1232) (UG/L)	0.50 U
PCB-1242 (Arochlor 1242) (UG/L)	0.50 U
PCB-1248 (Arochlor 1248) (UG/L)	0.50 U
PCB-1254 (Arochlor 1254) (UG/L)	0.50 U
PCB-1260 (Arochlor 1260) (UG/L)	0.50 U

Equipment Blank Results
Chemistry Results
Ravenna Army Ammunition Plant, Quality Assurance Project Plan. Oct. 3. 2012

Locations:	ER-3
Field Sample ID:	079RN-0317-0001-RN
Sample Begin Depth:	0
Sample End Depth:	0
Sample Date:	04/03/2013
Semivolatile Organic Compounds by Capillary	
1,2,4-Trichlorobenzene (UG/L)	1.1 U
1,2-Dichlorobenzene (UG/L)	1.1 U
1,3-Dichlorobenzene (UG/L)	1.1 U
1,4-Dichlorobenzene (UG/L)	1.1 U
2,4,5-Trichlorophenol (UG/L)	5.3 U
2,4,6-Trichlorophenol (UG/L)	5.3 U
2,4-Dichlorophenol (UG/L)	2.1 U
2,4-Dimethylphenol (UG/L)	2.1 U
2,4-Dinitrophenol (UG/L)	5.3 U
2,4-Dinitrotoluene (UG/L)	5.3 U
2,6-Dinitrotoluene (UG/L)	5.3 U
2-Chloronaphthalene (UG/L)	1.1 U
2-Chlorophenol (UG/L)	1.1 U
2-Methylnaphthalene (UG/L)	0.21 U
2-Methylphenol (o-Cresol) (UG/L)	1.1 U
2-Nitroaniline (UG/L)	2.1 U
2-Nitrophenol (UG/L)	2.1 U
3,3'-Dichlorobenzidine (UG/L)	5.3 U
3-Nitroaniline (UG/L)	2.1 U
4,6-Dinitro-2-Methylphenol (UG/L)	5.3 U
4-Bromophenyl phenyl ether (UG/L)	2.1 U
4-Chloro-3-Methylphenol (UG/L)	2.1 U
4-Chloroaniline (UG/L)	2.1 U
4-Chlorophenyl Phenyl Ether (UG/L)	2.1 U
4-Nitroaniline (UG/L)	2.1 U
4-Nitrophenol (UG/L)	5.3 U
Acenaphthene (UG/L)	0.21 U
Acenaphthylene (UG/L)	0.21 U
Anthracene (UG/L)	0.21 U
Benzo(a)anthracene (UG/L)	0.21 U

Equipment Blank Results
Chemistry Results
Ravenna Army Ammunition Plant, Quality Assurance Project Plan. Oct. 3. 2012

Benzo(a)pyrene (UG/L)	0.21 U
Benzo(b)fluoranthene (UG/L)	0.21 U
Benzo(g,h,i)perylene (UG/L)	0.21 U
Benzo(k)fluoranthene (UG/L)	0.21 U
Benzoic acid (UG/L)	26.0 R
Benzyl alcohol (UG/L)	5.3 UJ
Benzyl butyl phthalate (UG/L)	2.1 U
bis(2-Chloroethoxy) Methane (UG/L)	1.1 U
bis(2-Chloroethyl) Ether (2-Chloroethyl Ether)	1.1 U
bis(2-Chloroisopropyl) Ether (UG/L)	1.1 U
bis(2-Ethylhexyl) Phthalate (UG/L)	2.1 U
Carbazole (UG/L)	1.1 U
Chrysene (UG/L)	0.21 U
Cresols, m & p (UG/L)	2.1 U
Dibenz(a,h)anthracene (UG/L)	0.21 U
Dibenzofuran (UG/L)	1.1 U
Diethyl Phthalate (UG/L)	2.1 U
Dimethyl Phthalate (UG/L)	2.1 U
Di-n-Butyl Phthalate (UG/L)	2.1 U
Di-n-Octylphthalate (UG/L)	2.1 U
Fluoranthene (UG/L)	0.21 U
Fluorene (UG/L)	0.21 U
Hexachlorobenzene (UG/L)	0.21 U
Hexachlorobutadiene (UG/L)	1.1 U
Hexachlorocyclopentadiene (UG/L)	11.0 U
Hexachloroethane (UG/L)	1.1 UJ
Indeno(1,2,3-c,d)pyrene (UG/L)	0.21 U
Isophorone (UG/L)	1.1 U
Naphthalene (UG/L)	0.21 U
Nitrobenzene (UG/L)	1.1 U
n-Nitrosodi-n-propylamine (UG/L)	1.1 U
n-Nitrosodiphenylamine (UG/L)	1.1 U
Pentachlorophenol (UG/L)	5.3 U
Phenanthrene (UG/L)	0.21 U
Phenol (UG/L)	1.1 U
Pyrene (UG/L)	0.21 U

Equipment Blank Results
Chemistry Results
Ravenna Army Ammunition Plant, Quality Assurance Project Plan. Oct. 3. 2012

Locations:	ER-3
Field Sample ID:	079RN-0317-0001-RN
Sample Begin Depth:	0
Sample End Depth:	0
Sample Date:	04/03/2013
Trace Metals by Inductively Coupled	
Aluminum (UG/L)	30.0 U
Antimony (UG/L)	2.0 U
Arsenic (UG/L)	1.0 U
Barium (UG/L)	10.0 U
Beryllium (UG/L)	1.0 U
Cadmium (UG/L)	1.0 U
Calcium (UG/L)	100 U
Chromium (UG/L)	**3.2**
Cobalt (UG/L)	0.50 U
Copper (UG/L)	**0.41 J**
Iron (UG/L)	50.0 U
Lead (UG/L)	1.0 U
Magnesium (UG/L)	100 U
Manganese (UG/L)	5.0 U
Nickel (UG/L)	**5.9**
Potassium (UG/L)	100 U
Selenium (UG/L)	5.0 U
Silver (UG/L)	1.0 U
Sodium (UG/L)	**65.0 J**
Thallium (UG/L)	1.0 U
Vanadium (UG/L)	1.0 U
Zinc (UG/L)	**3.2 J**

Equipment Blank Results
Chemistry Results
Ravenna Army Ammunition Plant, Quality Assurance Project Plan. Oct. 3. 2012

Locations:	ER-3
Field Sample ID:	079RN-0317-0001-RN
Sample Begin Depth:	0
Sample End Depth:	0
Sample Date:	04/03/2013
Volatile Organic Compounds by Capillary GC/MS	
1,1,1-Trichloroethane (UG/L)	1.0 U
1,1,2,2-Tetrachloroethane (UG/L)	1.0 U
1,1,2-Trichloroethane (UG/L)	1.0 U
1,1-Dichloroethane (UG/L)	1.0 U
1,1-Dichloroethene (UG/L)	1.0 U
1,2-Dibromoethane (EDB) (UG/L)	1.0 U
1,2-Dichloroethane (UG/L)	1.0 U
1,2-Dichloroethene (UG/L)	2.0 U
1,2-Dichloropropane (UG/L)	1.0 U
2-Butanone (MEK) (UG/L)	10.0 U
2-Hexanone (UG/L)	10.0 U
4-Methyl-2-pentanone (MIBK) (UG/L)	10.0 U
Acetone (UG/L)	10.0 UJ
Benzene (UG/L)	1.0 U
Bromochloromethane (UG/L)	1.0 U
Bromodichloromethane (UG/L)	1.0 U
Bromoform (UG/L)	1.0 U
Bromomethane (UG/L)	1.0 U
Carbon Disulfide (UG/L)	1.0 U
Carbon Tetrachloride (UG/L)	1.0 U
Chlorobenzene (UG/L)	1.0 U
Chloroethane (UG/L)	1.0 U
Chloroform (UG/L)	**0.34 J**
Chloromethane (UG/L)	1.0 U
cis-1,3-Dichloropropene (UG/L)	1.0 U
Dibromochloromethane (UG/L)	1.0 U
Ethylbenzene (UG/L)	1.0 U
Methylene Chloride (UG/L)	1.0 U
Styrene (UG/L)	1.0 U
tert-Butyl Methyl Ether (MTBE) (UG/L)	1.0 U

Equipment Blank Results
Chemistry Results
Ravenna Army Ammunition Plant, Quality Assurance Project Plan. Oct. 3. 2012

Tetrachloroethene (PCE) (UG/L)	1.0 U
Toluene (UG/L)	1.0 U
trans-1,3-Dichloropropene (UG/L)	1.0 U
Trichloroethene (TCE) (UG/L)	1.0 U
Vinyl Chloride (UG/L)	1.0 U
Xylenes, Total (UG/L)	2.0 U

Equipment Blank Results

Summer 2013 RI/SI Sampling Event Sampling Event

Ravenna Army Ammunition Plant

Site Name: Site 83	
Field Sample ID:	083SB-0023-0001-ER
Lab Sample ID:	339561
Lab Name:	CTLB
Sample Date:	8/15/2013
Field QC:	ER-4 (Equipment Blank)
Analysis Information:	1X

VOCs	Units	
1,1,1-Trichloroethane	ug/L	0.50 U
1,1,2,2-Tetrachloroethane	ug/L	0.50 U
1,1,2-Trichloroethane	ug/L	1.0 U
1,1-Dichloroethane	ug/L	0.50 U
1,1-Dichloroethene	ug/L	0.50 U
1,2-Dibromoethane (EDB)	ug/L	0.50 U
1,2-Dichloroethane	ug/L	1.0 U
1,2-Dichloroethene	ug/L	0.50 U
1,2-Dichloropropane	ug/L	0.50 U
2-Butanone (MEK)	ug/L	5.0 U
2-Hexanone	ug/L	10 U
4-Methyl-2-pentanone (MIBK)	ug/L	10 U
Acetone	ug/L	10 U
Benzene	ug/L	0.50 U
Bromochloromethane	ug/L	0.50 U
Bromodichloromethane	ug/L	0.50 U
Bromoform	ug/L	0.50 U
Bromomethane	ug/L	1.0 U
Carbon Disulfide	ug/L	1.0 U
Carbon Tetrachloride	ug/L	0.50 U

Notes:
J = Detected, Estimated
UJ = Not Detected, Estimated
U = Not Detected
ID = Identification
QC = Quality Control

CTLB = CT LABS., BARABOO, WI
UG/L = Micrograms per Liter

Equipment Blank Results

Summer 2013 RI/SI Sampling Event Sampling Event

Ravenna Army Ammunition Plant

Chlorobenzene	ug/L	0.50 U
Chloroethane	ug/L	1.0 U
Chloroform	ug/L	**0.37 J**
Chloromethane	ug/L	1.0 U
cis-1,2-Dichloroethylene	ug/L	0.50 U
cis-1,3-Dichloropropene	ug/L	0.50 U
Dibromochloromethane	ug/L	0.50 U
Ethylbenzene	ug/L	0.50 U
m,p-Xylene	ug/L	1.0 U
Methylene Chloride	ug/L	2.0 U
o-Xylene	ug/L	0.50 U
Styrene	ug/L	0.50 U
tert-Butyl Methyl Ether (MTBE)	ug/L	1.0 U
Tetrachloroethene (PCE)	ug/L	1.0 U
Toluene	ug/L	0.50 U
trans-1,2-Dichloroethene	ug/L	0.50 U
trans-1,3-Dichloropropene	ug/L	0.50 U
Trichloroethene (TCE)	ug/L	0.50 U
Vinyl Chloride	ug/L	0.50 U
Xylenes, Total	ug/L	1.0 U

Notes:
J = Detected, Estimated
UJ = Not Detected, Estimated
U = Not Detected
ID = Identification
QC = Quality Control

CTLB = CT LABS., BARABOO, WI
UG/L = Micrograms per Liter

Equipment Blank Results

Summer 2013 RI/SI Sampling Event Sampling Event

Ravenna Army Ammunition Plant

Site Name: Site 83	
Field Sample ID:	083SB-0023-0001-ER
Lab Sample ID:	339561
Lab Name:	CTLB
Sample Date:	8/15/2013
Field QC:	ER-4 (Equipment Blank)
Analysis Information:	1X

NDMA	Units	
1,2,4-Trichlorobenzene	ug/L	1.0 UJ
1,2-Dichlorobenzene	ug/L	1.0 UJ
1,3-Dichlorobenzene	ug/L	1.0 UJ
1,4-Dichlorobenzene	ug/L	1.0 UJ
2,2'-Oxybis(1-chloro)propane	ug/L	1.0 UJ
2,4,5-Trichlorophenol	ug/L	5.1 UJ
2,4,6-Trichlorophenol	ug/L	5.1 UJ
2,4-Dichlorophenol	ug/L	5.1 UJ
2,4-Dimethylphenol	ug/L	5.1 UJ
2,4-Dinitrophenol	ug/L	6.1 UJ
2,4-Dinitrotoluene	ug/L	1.0 UJ
2,6-Dinitrotoluene	ug/L	1.0 UJ
2-Chloronaphthalene	ug/L	1.0 UJ
2-Chlorophenol	ug/L	5.1 UJ
2-Methylphenol (o-Cresol)	ug/L	5.1 UJ
2-Nitroaniline	ug/L	1.0 UJ
2-Nitrophenol	ug/L	5.1 UJ
3,3'-Dichlorobenzidine	ug/L	2.5 UJ
3-Nitroaniline	ug/L	1.0 UJ
4,6-Dinitro-2-Methylphenol	ug/L	6.1 UJ

Notes:
J = Detected, Estimated
UJ = Not Detected, Estimated
U = Not Detected
ID = Identification
QC = Quality Control

CTLB = CT LABS., BARABOO, WI
UG/L = Micrograms per Liter

Equipment Blank Results

Summer 2013 RI/SI Sampling Event Sampling Event

Ravenna Army Ammunition Plant

4-Bromophenyl phenyl ether	ug/L	1.0 UJ
4-Chloro-3-Methylphenol	ug/L	5.1 UJ
4-Chloroaniline	ug/L	1.0 UJ
4-Chlorophenyl Phenyl Ether	ug/L	1.0 UJ
4-Nitroaniline	ug/L	1.0 UJ
4-Nitrophenol	ug/L	5.1 UJ
Benzoic acid	ug/L	76 UJ
Benzyl alcohol	ug/L	3.0 UJ
Benzyl butyl phthalate	ug/L	3.0 UJ
bis(2-Chloroethoxy) Methane	ug/L	1.0 UJ
bis(2-Chloroethyl) Ether (2-Chloroethyl Ether)	ug/L	1.0 UJ
Carbazole	ug/L	1.0 UJ
Cresols, m & p	ug/L	9.1 UJ
Dibenzofuran	ug/L	1.0 UJ
Diethyl Phthalate	ug/L	3.0 UJ
Dimethyl Phthalate	ug/L	3.0 UJ
Di-n-Butyl Phthalate	ug/L	3.0 UJ
Di-n-Octylphthalate	ug/L	3.0 UJ
Hexachlorobenzene	ug/L	1.0 UJ
Hexachlorobutadiene	ug/L	1.0 UJ
Hexachlorocyclopentadiene	ug/L	1.2 UJ
Hexachloroethane	ug/L	1.2 UJ
Isophorone	ug/L	1.0 UJ
Nitrobenzene	ug/L	1.0 UJ
n-Nitrosodi-n-propylamine	ug/L	1.0 UJ
n-Nitrosodiphenylamine	ug/L	2.0 UJ
Pentachlorophenol	ug/L	5.1 UJ
Phenol	ug/L	5.1 UJ

Notes:
J = Detected, Estimated
UJ = Not Detected, Estimated
U = Not Detected
ID = Identification
QC = Quality Control

CTLB = CT LABS., BARABOO, WI
UG/L = Micrograms per Liter

Equipment Blank Results

Summer 2013 RI/SI Sampling Event Sampling Event

Ravenna Army Ammunition Plant

Site Name: Site 83	
Field Sample ID:	083SB-0023-0001-ER
Lab Sample ID:	339561
Lab Name:	CTLB
Sample Date:	8/15/2013
Field QC:	ER-4 (Equipment Blank)
Analysis Information:	1X

SemiVolatiles	**Units**	
1,2,4-Trichlorobenzene	ug/L	1.0 UJ
1,2-Dichlorobenzene	ug/L	1.0 UJ
1,3-Dichlorobenzene	ug/L	1.0 UJ
1,4-Dichlorobenzene	ug/L	1.0 UJ
2,2'-Oxybis(1-chloro)propane	ug/L	1.0 UJ
2,4,5-Trichlorophenol	ug/L	5.1 UJ
2,4,6-Trichlorophenol	ug/L	5.1 UJ
2,4-Dichlorophenol	ug/L	5.1 UJ
2,4-Dimethylphenol	ug/L	5.1 UJ
2,4-Dinitrophenol	ug/L	6.1 UJ
2,4-Dinitrotoluene	ug/L	1.0 UJ
2,6-Dinitrotoluene	ug/L	1.0 UJ
2-Chloronaphthalene	ug/L	1.0 UJ
2-Chlorophenol	ug/L	5.1 UJ
2-Methylphenol (o-Cresol)	ug/L	5.1 UJ
2-Nitroaniline	ug/L	1.0 UJ
2-Nitrophenol	ug/L	5.1 UJ
3,3'-Dichlorobenzidine	ug/L	2.5 UJ
3-Nitroaniline	ug/L	1.0 UJ
4,6-Dinitro-2-Methylphenol	ug/L	6.1 UJ

Notes:
J = Detected, Estimated
UJ = Not Detected, Estimated
U = Not Detected
ID = Identification
QC = Quality Control

CTLB = CT LABS., BARABOO, WI
UG/L = Micrograms per Liter

Equipment Blank Results

Summer 2013 RI/SI Sampling Event Sampling Event

Ravenna Army Ammunition Plant

4-Bromophenyl phenyl ether	ug/L	1.0 UJ
4-Chloro-3-Methylphenol	ug/L	5.1 UJ
4-Chloroaniline	ug/L	1.0 UJ
4-Chlorophenyl Phenyl Ether	ug/L	1.0 UJ
4-Nitroaniline	ug/L	1.0 UJ
4-Nitrophenol	ug/L	5.1 UJ
Benzoic acid	ug/L	76 UJ
Benzyl alcohol	ug/L	3.0 UJ
Benzyl butyl phthalate	ug/L	3.0 UJ
bis(2-Chloroethoxy) Methane	ug/L	1.0 UJ
bis(2-Chloroethyl) Ether (2-Chloroethyl Ether)	ug/L	1.0 UJ
Carbazole	ug/L	1.0 UJ
Cresols, m & p	ug/L	9.1 UJ
Dibenzofuran	ug/L	1.0 UJ
Diethyl Phthalate	ug/L	3.0 UJ
Dimethyl Phthalate	ug/L	3.0 UJ
Di-n-Butyl Phthalate	ug/L	3.0 UJ
Di-n-Octylphthalate	ug/L	3.0 UJ
Hexachlorobenzene	ug/L	1.0 UJ
Hexachlorobutadiene	ug/L	1.0 UJ
Hexachlorocyclopentadiene	ug/L	1.2 UJ
Hexachloroethane	ug/L	1.2 UJ
Isophorone	ug/L	1.0 UJ
Nitrobenzene	ug/L	1.0 UJ
n-Nitrosodi-n-propylamine	ug/L	1.0 UJ
n-Nitrosodiphenylamine	ug/L	2.0 UJ
Pentachlorophenol	ug/L	5.1 UJ
Phenol	ug/L	5.1 UJ

Notes:
J = Detected, Estimated
UJ = Not Detected, Estimated
U = Not Detected
ID = Identification
QC = Quality Control

CTLB = CT LABS., BARABOO, WI
UG/L = Micrograms per Liter

Equipment Blank Results

Summer 2013 RI/SI Sampling Event Sampling Event

Ravenna Army Ammunition Plant

Site Name: Site 83	
Field Sample ID:	083SB-0023-0001-ER
Lab Sample ID:	339561
Lab Name:	CTLB
Sample Date:	8/15/2013
Field QC:	ER-4 (Equipment Blank)
Analysis Information:	1X

Organochlorine Pesticides	**Units**	
Aldrin	ug/L	0.024 U
alpha-BHC (alpha-Hexachlorocyclohexane)	ug/L	0.024 U
alpha-Chlordane	ug/L	0.040 U
alpha-Endosulfan	ug/L	0.040 U
beta-BHC (beta-Hexachlorocyclohexane)	ug/L	0.040 U
beta-Endosulfan	ug/L	0.024 U
delta-BHC (delta-Hexachlorocyclohexane)	ug/L	0.024 U
Dieldrin	ug/L	0.024 U
Endosulfan Sulfate	ug/L	0.024 U
Endrin	ug/L	0.024 U
Endrin Aldehyde	ug/L	0.040 U
Endrin Ketone	ug/L	0.024 U
gamma-BHC (Lindane)	ug/L	0.024 U
gamma-Chlordane	ug/L	0.024 U
Heptachlor	ug/L	0.024 U
Heptachlor Epoxide	ug/L	0.024 U
Methoxychlor	ug/L	0.040 U
p,p'-DDD	ug/L	0.024 U
p,p'-DDE	ug/L	0.040 U
p,p'-DDT	ug/L	0.024 U
Toxaphene	ug/L	0.60 U

Notes:
J = Detected, Estimated
UJ = Not Detected, Estimated
U = Not Detected
ID = Identification
QC = Quality Control

CTLB = CT LABS., BARABOO, WI
UG/L = Micrograms per Liter

Equipment Blank Results

Summer 2013 RI/SI Sampling Event Sampling Event
Ravenna Army Ammunition Plant

Site Name: Site 83	
Field Sample ID:	083SB-0023-0001-ER
Lab Sample ID:	339561
Lab Name:	CTLB
Sample Date:	8/15/2013
Field QC:	ER-4 (Equipment Blank)
Analysis Information:	1X

Polychlorinated Biphenyls	**Units**	
PCB-1016 (Arochlor 1016)	ug/L	1.0 U
PCB-1221 (Arochlor 1221)	ug/L	1.0 U
PCB-1232 (Arochlor 1232)	ug/L	1.0 U
PCB-1242 (Arochlor 1242)	ug/L	1.0 U
PCB-1248 (Arochlor 1248)	ug/L	1.0 U
PCB-1254 (Arochlor 1254)	ug/L	1.0 U
PCB-1260 (Arochlor 1260)	ug/L	1.0 U
PCB-1262 (Arochlor 1262)	ug/L	1.0 U
PCB-1268 (Arochlor 1268)	ug/L	1.0 U

Notes:
J = Detected, Estimated
UJ = Not Detected, Estimated
U = Not Detected
ID = Identification
QC = Quality Control

CTLB = CT LABS., BARABOO, WI
UG/L = Micrograms per Liter

Equipment Blank Results

Summer 2013 RI/SI Sampling Event Sampling Event
Ravenna Army Ammunition Plant

Site Name: Site 83	
Field Sample ID:	083SB-0023-0001-ER
Lab Sample ID:	339561
Lab Name:	CTLB
Sample Date:	8/15/2013
Field QC:	ER-4 (Equipment Blank)
Analysis Information:	1X

SemiVolatiles SIM	**Units**	
2-Methylnaphthalene	ug/L	0.076 U
Acenaphthene	ug/L	0.076 U
Acenaphthylene	ug/L	0.076 U
Anthracene	ug/L	0.076 U
Benzo(a)anthracene	ug/L	0.076 U
Benzo(a)pyrene	ug/L	0.076 U
Benzo(b)fluoranthene	ug/L	0.076 U
Benzo(g,h,i)perylene	ug/L	0.076 U
Benzo(k)fluoranthene	ug/L	0.076 U
Chrysene	ug/L	0.076 U
Dibenz(a,h)anthracene	ug/L	0.076 U
Fluoranthene	ug/L	0.076 U
Fluorene	ug/L	0.076 U
Indeno(1,2,3-c,d)pyrene	ug/L	0.076 U
Naphthalene	ug/L	0.076 U
Phenanthrene	ug/L	0.076 U
Pyrene	ug/L	0.076 U

Notes:
J = Detected, Estimated
UJ = Not Detected, Estimated
U = Not Detected
ID = Identification
QC = Quality Control

CTLB = CT LABS., BARABOO, WI
UG/L = Micrograms per Liter

Equipment Blank Results

Summer 2013 RI/SI Sampling Event Sampling Event

Ravenna Army Ammunition Plant

Site Name: Site 83	
Field Sample ID:	083SB-0023-0001-ER
Lab Sample ID:	339561
Lab Name:	CTLB
Sample Date:	8/15/2013
Field QC:	ER-4 (Equipment Blank)
Analysis Information:	1X

Nitroguanidine	**Units**	
NITROGUANIDINE	ug/L	120 UJ

Notes:
J = Detected, Estimated
UJ = Not Detected, Estimated
U = Not Detected
ID = Identification
QC = Quality Control

CTLB = CT LABS., BARABOO, WI
UG/L = Micrograms per Liter

Equipment Blank Results

Site Name: Site 83	
Field Sample ID:	083SB-0023-0001-ER
Lab Sample ID:	339561
Lab Name:	CTLB
Sample Date:	8/15/2013
Field QC:	ER-4 (Equipment Blank)
Analysis Information:	1X

Nitrocellulose	**Units**	
Nitrocellulose	mg/L	1.1U

Equipment Blank Results
Summer 2013 RI/SI Sampling Event Sampling Event
Ravenna Army Ammunition Plant

Site Name: Site 83	
Field Sample ID:	083SB-0023-0001-ER
Lab Sample ID:	339561
Lab Name:	CTLB
Sample Date:	8/15/2013
Field QC:	ER-4 (Equipment Blank)
Analysis Information:	1X

ICP Metals	**Units**	
Aluminum	ug/L	36 U
Antimony	ug/L	12 U
Arsenic	ug/L	24 U
Barium	ug/L	1.8 U
Beryllium	ug/L	0.60 U
Cadmium	ug/L	2.0 U
Calcium	ug/L	100 U
Chromium	ug/L	4.0 U
Cobalt	ug/L	4.0 U
Copper	ug/L	7.0 U
Iron	ug/L	100 U
Lead	ug/L	4.0 U
Magnesium	ug/L	40 U
Manganese	ug/L	4.0 U
Nickel	ug/L	6.0 U
Potassium	ug/L	500 U
Selenium	ug/L	13 U
Silver	ug/L	**0.77 J**
Sodium	ug/L	600 U
Thallium	ug/L	15 U
Vanadium	ug/L	5.0 U
Zinc	ug/L	10 U

Notes:
J = Detected, Estimated
UJ = Not Detected, Estimated
U = Not Detected
ID = Identification
QC = Quality Control

CTLB = CT LABS., BARABOO, WI
UG/L = Micrograms per Liter

Equipment Blank Results

Summer 2013 RI/SI Sampling Event Sampling Event
Ravenna Army Ammunition Plant

Site Name: Site 83	
Field Sample ID:	083SB-0023-0001-ER
Lab Sample ID:	339561
Lab Name:	CTLB
Sample Date:	8/15/2013
Field QC:	ER-4 (Equipment Blank)
Analysis Information:	1X

Mercury Water	**Units**	
Mercury	ug/L	0.12 U

Notes:
J = Detected, Estimated
UJ = Not Detected, Estimated
U = Not Detected
ID = Identification
QC = Quality Control

CTLB = CT LABS., BARABOO, WI
UG/L = Micrograms per Liter

Equipment Blank Results

Summer 2013 RI/SI Sampling Event Sampling Event
Ravenna Army Ammunition Plant

Site Name: Site 83	
Field Sample ID:	083SB-0023-0001-ER
Lab Sample ID:	339561
Lab Name:	CTLB
Sample Date:	8/15/2013
Field QC:	ER-4 (Equipment Blank)
Analysis Information:	1X

Gasoline	**Units**	
Gasoline Components	ug/L	**26 J**

Notes:
J = Detected, Estimated
UJ = Not Detected, Estimated
U = Not Detected
ID = Identification
QC = Quality Control

CTLB = CT LABS., BARABOO, WI
UG/L = Micrograms per Liter

Table Equipment Blanks
Equipment Blank Results
Summer 2013 RI/SI Sampling Event Sampling Event
Ravenna Army Ammunition Plant

Site Name: Site 83	
Field Sample ID:	083SB-0023-0001-ER
Lab Sample ID:	339561
Lab Name:	CTLB
Sample Date:	8/15/2013
Field QC:	ER-4 (Equipment Blank)
Analysis Information:	1X

Explosives	**Units**	
1,3,5-Trinitrobenzene	ug/L	0.80 U
1,3-Dinitrobenzene	ug/L	1.0 U
2,4,6-Trinitrotoluene	ug/L	1.0 U
2,4-Dinitrotoluene	ug/L	2.0 U
2,6-Dinitrotoluene	ug/L	1.0 U
2-Amino-4,6-dinitrotoluene	ug/L	1.0 U
2-Nitrotoluene	ug/L	2.0 U
3,5-Dinitroaniline	ug/L	1.0 U
3-Nitrotoluene	ug/L	0.80 U
4-Amino-2,6-Dinitrotoluene	ug/L	1.0 U
4-Nitrotoluene	ug/L	1.0 U
Hexahydro-1,3,5-Trinitro-1,3,5-Triazine (RDX)	ug/L	1.0 U
Nitrobenzene	ug/L	0.80 U
Nitroglycerin	ug/L	8.0 U
Octahydro-1,3,5,7-Tetranitro-1,3,5,7-Tetrazocine (HMX)	ug/L	1.0 U
Pentaerythritol Tetranitrate	ug/L	12 U
Tetryl	ug/L	1.0 U

Notes:
J = Detected, Estimated
UJ = Not Detected, Estimated
U = Not Detected
ID = Identification
QC = Quality Control

CTLB = CT LABS., BARABOO, WI
UG/L = Micrograms per Liter

Trip Blanks
Chemistry Results
Ravenna Army Ammunition Plant
RVAAP, QAPP Oct. 2012

Site Name: Site 75

		TB-1	QC TB-1	QC TB-3	QC TB-5
Field Sample ID:		075SD-0004-0001-TB	070-0060-0001-TB	079-0008-0001-TB	076-0068-0001-TB
Lab Sample ID:		240-17467-3	240-18735-7	240-21987-2	240-17796-21
Lab Name:		TAM0	TAM0	TAM0	TAM0
Sample Date:		11/9/2012	12/12/2012	3/14/2013	11/15/2012
Analysis Information:		1X	1X	1X	1X
Volatile Organic Compounds by Capillary GC/MS	**Units**				
1,1,1-Trichloroethane	µg/L	0.25 U	0.25 U	0.25 U	0.25 U
1,1,2,2-Tetrachloroethane	µg/L	0.25 U	0.25 U	0.25 U	0.25 U
1,1,2-Trichloroethane	µg/L	0.50 U	0.50 U	0.50 U	0.50 U
1,1-Dichloroethane	µg/L	0.25 U	0.25 U	0.25 U	0.25 U
1,1-Dichloroethene	µg/L	0.25 U	0.25 U	0.25 U	0.25 U
1,2-Dibromoethane (EDB)	µg/L	0.25 U	0.25 U	0.25 U	0.25 U
1,2-Dichloroethane	µg/L	0.25 U	0.25 U	0.25 U	0.25 U
1,2-Dichloroethene	µg/L	0.50 U	0.50 U	0.50 U	0.50 U
1,2-Dichloropropane	µg/L	0.25 U	0.25 U	0.25 U	0.25 U
2-Butanone (MEK)	µg/L	0.57 U	0.57 U	0.57 U	0.57 U
2-Hexanone	µg/L	0.50 U	0.50 U	0.50 U	0.50 U
4-Methyl-2-pentanone (MIBK)	µg/L	0.50 U	0.50 U	0.50 U	0.50 U
Acetone	µg/L	1.1 U	1.1 U	1.1 U	1.1 UJ
Benzene	µg/L	0.25 U	0.25 U	0.25 U	0.25 U
Bromochloromethane	µg/L	0.50 U	0.50 U	0.50 U	0.50 U
Bromodichloromethane	µg/L	0.25 U	0.25 U	0.25 U	0.25 U
Bromoform	µg/L	0.64 U	0.64 U	0.64 U	0.64 U
Bromomethane	µg/L	0.50 U	0.50 U	0.50 U	0.50 U
Carbon Disulfide	µg/L	0.25 U	0.25 U	0.25 U	0.25 U
Carbon Tetrachloride	µg/L	0.25 U	0.25 U	0.25 UJ	0.25 U
Chlorobenzene	µg/L	0.25 U	0.25 U	0.25 U	0.25 U
Chloroethane	µg/L	0.50 U	0.50 U	0.50 U	0.50 U
Chloroform	µg/L	0.25 U	**0.32 J**	**0.31 J**	0.25 U
Chloromethane	µg/L	0.50 U	0.50 U	0.50 U	0.50 U
cis-1,2-Dichloroethylene	µg/L				
cis-1,3-Dichloropropene	µg/L	0.25 U	0.25 U	0.25 U	0.25 U
Dibromochloromethane	µg/L	0.25 U	0.25 U	0.25 U	0.25 U
Ethylbenzene	µg/L	0.25 U	0.25 U	0.25 U	0.25 U
m,p-Xylene	µg/L				
Methylene Chloride	µg/L	0.50 U	0.50 U	0.50 U	0.50 U
o-Xylene	µg/L				
Styrene	µg/L	0.25 U	0.25 U	0.25 U	0.25 UJ
tert-Butyl Methyl Ether (MTBE)	µg/L	0.25 U	0.25 U	0.25 U	0.25 U
Tetrachloroethene (PCE)	µg/L	0.50 U	0.50 U	0.50 U	0.50 U
Toluene	µg/L	0.25 U	0.25 U	0.25 U	0.25 U
trans-1,2-Dichloroethene	µg/L				
trans-1,3-Dichloropropene	µg/L	0.25 U	0.25 U	0.25 U	0.25 U
Trichloroethene (TCE)	µg/L	0.25 U	0.25 U	0.25 U	0.25 U
Vinyl Chloride	µg/L	0.25 U	0.25 U	0.25 U	0.25 U
Xylenes, Total	µg/L	0.75 U	0.75 U	0.75 U	0.75 U

Notes:

TAM0 = TestAmerica, Inc., North Canton, OH
CTLB = CT LABS., BARABOO, WI
UG/L = Micrograms per Liter
J = Detected, Estimated
UJ = Compound was not detected and reporting limit is estimated

Trip Blanks
Chemistry Results
Ravenna Army Ammunition Plant
RVAAP, QAPP Oct. 2012

Site Name: Site 75

		QC TB-6	QC TB-7	QC TB-8	QC TB-9
Field Sample ID:		076-0141-0001-TB	076-0142-0001-TB	079-0318-0001-TB	083SB-0024-0001-TB
Lab Sample ID:		240-18703-25	240-18703-26	240-22804-12	339581
Lab Name:		TAM0	TAM0	TAM0	CTLB
Sample Date:		12/11/2012	12/11/2012	4/3/2013	8/15/2013
Analysis Information:		1X	1X	1X	1X
Volatile Organic Compounds by Capillary GC/MS	**Units**				
1,1,1-Trichloroethane	µg/L	0.25 U	0.25 U	0.25 U	0.25 U
1,1,2,2-Tetrachloroethane	µg/L	0.25 U	0.25 U	0.25 U	0.25 U
1,1,2-Trichloroethane	µg/L	0.50 U	0.50 U	0.50 U	0.50 U
1,1-Dichloroethane	µg/L	0.25 U	0.25 U	0.25 U	0.25 U
1,1-Dichloroethene	µg/L	0.25 U	0.25 U	0.25 U	0.25 U
1,2-Dibromoethane (EDB)	µg/L	0.25 U	0.25 U	0.25 U	0.25 U
1,2-Dichloroethane	µg/L	0.25 U	0.25 U	0.25 U	0.50 U
1,2-Dichloroethene	µg/L	0.50 U	0.50 U	0.50 U	0.25 U
1,2-Dichloropropane	µg/L	0.25 U	0.25 U	0.25 U	0.25 U
2-Butanone (MEK)	µg/L	0.57 U	**0.60 J**	0.57 U	2.5 U
2-Hexanone	µg/L	0.50 U	0.50 U	0.50 U	5.0 U
4-Methyl-2-pentanone (MIBK)	µg/L	**0.36 J**	**0.35 J**	0.50 U	5.0 U
Acetone	µg/L	**12**	**12**	**5.1 J**	5.0 U
Benzene	µg/L	0.25 U	0.25 U	0.25 U	0.25 U
Bromochloromethane	µg/L	0.50 U	0.50 U	0.50 U	0.25 U
Bromodichloromethane	µg/L	0.25 U	0.25 U	0.25 U	0.25 U
Bromoform	µg/L	0.64 U	0.64 U	0.64 U	0.25 U
Bromomethane	µg/L	0.50 U	0.50 U	0.50 U	0.50 U
Carbon Disulfide	µg/L	0.25 U	0.25 U	0.25 U	0.50 U
Carbon Tetrachloride	µg/L	0.25 U	0.25 U	0.25 U	0.25 U
Chlorobenzene	µg/L	0.25 U	0.25 U	0.25 U	0.25 U
Chloroethane	µg/L	0.50 U	0.50 U	0.50 U	0.50 U
Chloroform	µg/L	0.25 U	0.25 U	0.25 U	0.25 U
Chloromethane	µg/L	0.50 U	0.50 U	0.50 U	0.50 U
cis-1,2-Dichloroethylene	µg/L				0.25 U
cis-1,3-Dichloropropene	µg/L	0.25 U	0.25 U	0.25 U	0.25 U
Dibromochloromethane	µg/L	0.25 U	0.25 U	0.25 U	0.25 U
Ethylbenzene	µg/L	0.25 U	0.25 U	0.25 U	0.25 U
m,p-Xylene	µg/L				0.50 U
Methylene Chloride	µg/L	0.50 U	0.50 U	**1.1**	**1.3 J**
o-Xylene	µg/L				0.25 U
Styrene	µg/L	0.25 U	0.25 U	0.25 U	0.25 U
tert-Butyl Methyl Ether (MTBE)	µg/L	0.25 U	0.25 U	0.25 U	0.50 U
Tetrachloroethene (PCE)	µg/L	0.50 U	0.50 U	0.50 U	0.50 U
Toluene	µg/L	0.25 U	0.25 U	0.25 U	0.25 U
trans-1,2-Dichloroethene	µg/L				0.25 U
trans-1,3-Dichloropropene	µg/L	0.25 U	0.25 U	0.25 U	0.25 U
Trichloroethene (TCE)	µg/L	0.25 U	0.25 U	0.25 U	0.25 U
Vinyl Chloride	µg/L	0.25 U	0.25 U	0.25 U	0.25 U
Xylenes, Total	µg/L	0.75 U	0.75 U	0.75 U	0.50 U

Notes:

TAM0 = TestAmerica, Inc., North Canton, OH
CTLB = CT LABS., BARABOO, WI
UG/L = Micrograms per Liter
J = Detected, Estimated
UJ = Compound was not detected and reporting limit is estimated

Trip Blanks
Chemistry Results
Ravenna Army Ammunition Plant
RVAAP, QAPP Oct. 2012

		QC TB-2	QC TB-4	QC TB-6	QC TB-7
Field Sample ID:		070SB-0055-0001-TB	079-0009-0001-TB	076-0141-0001-TB	076-0142-0001-TB
Lab Sample ID:		240-18735-2	240-21987-3	240-18703-25	240-18703-26
Lab Name:		TAM0	TAM0	TAM0	TAM0
Sample Date:		12/12/2012	3/14/2013	12/11/2012	12/11/2012
Analysis Information:		1X	1X	1X	1X
Modified SW8015 for the Determination of Gasoline Range Organics in Soil and Water, GC/FID	**Units**				
Petroleum Hydrocarbons C6-C12	µg/L	**37 J**	50 U	**27 J**	50 U

Notes:

TAM0 = TestAmerica, Inc., North Canton, OH
UG/L = Micrograms per Liter
J = Detected, Estimated
UJ = Compound was not detected and reporting limit is estimated

ATTACHMENT B

Source Water

This page left intentionally blank.

ECC
Chemistry Results
Ravenna Army Ammunition Plant, Quality Assurance Project Plan, Oct. 3, 2012
Ravenna Army Ammunition Plant

Locations:	SorW-1	SorW-2
Field Sample ID:	070-0056-0001-SOURCE WATER	070-0057-0001-SOURCE WATER
Sample Begin Depth:	0	0
Sample End Depth:	0	0
Sample Date:	12/12/2012	12/12/2012
Volatile Organic Compounds by Capillary GC/MS		
1,1,1-Trichloroethane (UG/L)	1.0 U	1.0 U
1,1,2,2-Tetrachloroethane (UG/L)	1.0 U	1.0 U
1,1,2-Trichloroethane (UG/L)	1.0 U	1.0 U
1,1-Dichloroethane (UG/L)	1.0 U	1.0 U
1,1-Dichloroethene (UG/L)	1.0 U	1.0 U
1,2-Dibromoethane (EDB) (UG/L)	1.0 U	1.0 U
1,2-Dichloroethane (UG/L)	1.0 U	1.0 U
1,2-Dichloroethene (UG/L)	2.0 U	2.0 U
1,2-Dichloropropane (UG/L)	1.0 U	1.0 U
2-Butanone (MEK) (UG/L)	10.0 U	**1.2 J**
2-Hexanone (UG/L)	10.0 U	10.0 U
4-Methyl-2-pentanone (MIBK) (UG/L)	10.0 U	10.0 U
Acetone (UG/L)	10.0 U	**2.1 J**
Benzene (UG/L)	1.0 U	1.0 U
Bromochloromethane (UG/L)	1.0 U	1.0 U
Bromodichloromethane (UG/L)	1.0 U	**3.6**
Bromoform (UG/L)	1.0 U	1.0 U
Bromomethane (UG/L)	1.0 U	1.0 U
Carbon Disulfide (UG/L)	1.0 U	1.0 U
Carbon Tetrachloride (UG/L)	1.0 U	1.0 U
Chlorobenzene (UG/L)	1.0 U	1.0 U
Chloroethane (UG/L)	1.0 U	1.0 U
Chloroform (UG/L)	1.0 U	**5.3**
Chloromethane (UG/L)	1.0 U	1.0 U
cis-1,3-Dichloropropene (UG/L)	1.0 U	1.0 U
Dibromochloromethane (UG/L)	1.0 U	**1.3**
Ethylbenzene (UG/L)	1.0 U	1.0 U
Methylene Chloride (UG/L)	1.0 U	1.0 U
Styrene (UG/L)	1.0 U	1.0 U
tert-Butyl Methyl Ether (MTBE) (UG/L)	1.0 U	1.0 U
Tetrachloroethene (PCE) (UG/L)	1.0 U	1.0 U
Toluene (UG/L)	1.0 U	**0.15 J**
trans-1,3-Dichloropropene (UG/L)	1.0 U	1.0 U
Trichloroethene (TCE) (UG/L)	1.0 U	1.0 U
Vinyl Chloride (UG/L)	1.0 U	1.0 U
Xylenes, Total (UG/L)	2.0 U	2.0 U

ECC
Chemistry Results
Ravenna Army Ammunition Plant, Quality Assurance Project Plan, Oct. 3, 2012
Ravenna Army Ammunition Plant

Locations:	SorW-1	SorW-2
Field Sample ID:	070-0056-0001-SOURCE WATER	070-0057-0001-SOURCE WATER
Sample Begin Depth:	0	0
Sample End Depth:	0	0
Sample Date:	12/12/2012	12/12/2012
Semivolatile Organic Compounds by Capillary GC/MS		
1,2,4-Trichlorobenzene (UG/L)	0.95 U	0.95 U
1,2-Dichlorobenzene (UG/L)	0.95 U	0.95 U
1,3-Dichlorobenzene (UG/L)	0.95 U	0.95 U
1,4-Dichlorobenzene (UG/L)	0.95 U	0.95 U
2,4,5-Trichlorophenol (UG/L)	4.8 U	4.8 U
2,4,6-Trichlorophenol (UG/L)	4.8 U	4.8 U
2,4-Dichlorophenol (UG/L)	1.9 U	1.9 U
2,4-Dimethylphenol (UG/L)	1.9 U	1.9 U
2,4-Dinitrophenol (UG/L)	4.8 U	4.8 U
2,4-Dinitrotoluene (UG/L)	4.8 U	4.8 U
2,6-Dinitrotoluene (UG/L)	4.8 U	4.8 U
2-Chloronaphthalene (UG/L)	0.95 U	0.95 U
2-Chlorophenol (UG/L)	0.95 U	0.95 U
2-Methylnaphthalene (UG/L)	0.19 U	0.19 U
2-Methylphenol (o-Cresol) (UG/L)	0.95 U	0.95 U
2-Nitroaniline (UG/L)	1.9 U	1.9 U
2-Nitrophenol (UG/L)	1.9 U	1.9 U
3,3'-Dichlorobenzidine (UG/L)	4.8 U	4.8 U
3-Nitroaniline (UG/L)	1.9 U	1.9 U
4,6-Dinitro-2-Methylphenol (UG/L)	4.8 U	4.8 U
4-Bromophenyl phenyl ether (UG/L)	1.9 U	1.9 U
4-Chloro-3-Methylphenol (UG/L)	1.9 U	1.9 U
4-Chloroaniline (UG/L)	1.9 U	1.9 U
4-Chlorophenyl Phenyl Ether (UG/L)	1.9 U	1.9 U
4-Nitroaniline (UG/L)	1.9 U	1.9 U
4-Nitrophenol (UG/L)	4.8 U	4.8 U
Acenaphthene (UG/L)	0.19 U	0.19 U
Acenaphthylene (UG/L)	0.19 U	0.19 U
Anthracene (UG/L)	0.19 U	0.19 U
Benzo(a)anthracene (UG/L)	0.19 U	0.19 U
Benzo(a)pyrene (UG/L)	0.19 U	0.19 U
Benzo(b)fluoranthene (UG/L)	0.19 U	0.19 U
Benzo(g,h,i)perylene (UG/L)	0.19 U	0.19 U
Benzo(k)fluoranthene (UG/L)	0.19 U	0.19 U
Benzoic acid (UG/L)	24.0 U	24.0 U
Benzyl alcohol (UG/L)	4.8 U	4.8 U
Benzyl butyl phthalate (UG/L)	0.95 U	0.95 U
bis(2-Chloroethoxy) Methane (UG/L)	0.95 U	0.95 U
bis(2-Chloroethyl) Ether (2-Chloroethyl Ether)	0.95 U	0.95 U
bis(2-Chloroisopropyl) Ether (UG/L)	0.95 U	0.95 U
bis(2-Ethylhexyl) Phthalate (UG/L)	1.9 U	1.9 U
Carbazole (UG/L)	0.95 U	0.95 U
Chrysene (UG/L)	0.19 U	0.19 U

ECC
Chemistry Results
Ravenna Army Ammunition Plant, Quality Assurance Project Plan, Oct. 3, 2012
Ravenna Army Ammunition Plant

Locations:	SorW-1	SorW-2
Field Sample ID:	070-0056-0001-SOURCE WATER	070-0057-0001-SOURCE WATER
Sample Begin Depth:	0	0
Sample End Depth:	0	0
Sample Date:	12/12/2012	12/12/2012
Semivolatile Organic Compounds by Capillary GC/MS		
Cresols, m & p (UG/L)	1.9 U	1.9 U
Dibenz(a,h)anthracene (UG/L)	0.19 U	0.19 U
Dibenzofuran (UG/L)	0.95 U	0.95 U
Diethyl Phthalate (UG/L)	0.95 U	0.95 U
Dimethyl Phthalate (UG/L)	0.95 U	0.95 U
Di-n-Butyl Phthalate (UG/L)	0.95 U	0.95 U
Di-n-Octylphthalate (UG/L)	0.95 U	0.95 U
Fluoranthene (UG/L)	0.19 U	0.19 U
Fluorene (UG/L)	0.19 U	0.19 U
Hexachlorobenzene (UG/L)	0.19 U	0.19 U
Hexachlorobutadiene (UG/L)	0.95 U	0.95 U
Hexachlorocyclopentadiene (UG/L)	9.5 U	9.5 U
Hexachloroethane (UG/L)	0.95 U	0.95 U
Indeno(1,2,3-c,d)pyrene (UG/L)	0.19 U	0.19 U
Isophorone (UG/L)	0.95 U	0.95 U
Naphthalene (UG/L)	0.19 U	0.19 U
Nitrobenzene (UG/L)	0.95 U	0.95 U
n-Nitrosodi-n-propylamine (UG/L)	0.95 U	0.95 U
n-Nitrosodiphenylamine (UG/L)	0.95 U	0.95 U
Pentachlorophenol (UG/L)	4.8 U	4.8 U
Phenanthrene (UG/L)	0.19 U	0.19 U
Phenol (UG/L)	0.95 U	0.95 U
Pyrene (UG/L)	0.19 U	0.19 U

ECC
Chemistry Results
Ravenna Army Ammunition Plant, Quality Assurance Project Plan, Oct. 3, 2012
Ravenna Army Ammunition Plant

Locations:	SorW-1	SorW-2
Field Sample ID:	070-0056-0001-SOURCE WATER	070-0057-0001-SOURCE WATER
Sample Begin Depth:	0	0
Sample End Depth:	0	0
Sample Date:	12/12/2012	12/12/2012
Trace Metals by Inductively Coupled Plasma/Mass Spectrometry		
Aluminum (UG/L)	**13.0 J**	30.0 U
Antimony (UG/L)	2.0 U	2.0 U
Arsenic (UG/L)	**0.49 J**	1.0 U
Barium (UG/L)	**39.0**	**0.13 J**
Beryllium (UG/L)	1.0 U	1.0 U
Cadmium (UG/L)	1.0 U	1.0 U
Calcium (UG/L)	**66000**	**59.0 J**
Chromium (UG/L)	2.0 U	2.0 U
Cobalt (UG/L)	**0.11 J**	0.50 U
Copper (UG/L)	**0.83 J**	**0.60 J**
Iron (UG/L)	**440**	50.0 U
Lead (UG/L)	1.0 U	1.0 U
Magnesium (UG/L)	**27000**	**29.0 J**
Manganese (UG/L)	**77.0**	5.0 U
Nickel (UG/L)	1.0 U	1.0 U
Potassium (UG/L)	**2500**	100 U
Selenium (UG/L)	5.0 U	5.0 U
Silver (UG/L)	1.0 U	1.0 U
Sodium (UG/L)	**35000**	**1600**
Thallium (UG/L)	1.0 U	1.0 U
Vanadium (UG/L)	1.0 U	1.0 U
Zinc (UG/L)	**18.0**	5.0 U

ECC

Chemistry Results

Ravenna Army Ammunition Plant, Quality Assurance Project Plan, Oct. 3, 2012

Ravenna Army Ammunition Plant

Locations:	SorW-1	SorW-2
Field Sample ID:	070-0056-0001-SOURCE WATER	070-0057-0001-SOURCE WATER
Sample Begin Depth:	0	0
Sample End Depth:	0	0
Sample Date:	12/12/2012	12/12/2012
Mercury in Water (Manual Cold-Vapor Techique)		
Mercury (UG/L)	0.20 U	0.20 U

ECC

Chemistry Results

Ravenna Army Ammunition Plant, Quality Assurance Project Plan, Oct. 3, 2012

Ravenna Army Ammunition Plant

Locations:	SorW-1	SorW-2
Field Sample ID:	070-0056-0001-SOURCE WATER	070-0057-0001-SOURCE WATER
Sample Begin Depth:	0	0
Sample End Depth:	0	0
Sample Date:	12/12/2012	12/12/2012
Modified SW8015 for the Determination of Gasoline Range Organics in Soil and Water, GC/FID		
Petroleum Hydrocarbons C6-C12 (UG/L)	**39.0 J**	**36.0 J**

ECC

Chemistry Results

Ravenna Army Ammunition Plant, Quality Assurance Project Plan, Oct. 3, 2012

Ravenna Army Ammunition Plant

Locations:	SorW-1	SorW-2
Field Sample ID:	070-0056-0001-SOURCE WATER	070-0057-0001-SOURCE WATER
Sample Begin Depth:	0	0
Sample End Depth:	0	0
Sample Date:	12/12/2012	12/12/2012
Modified SW8015 for the Determination of Diesel Range Organics in Soil and Water, GC/FID		
C10-C20 Diesel Range Organics (UG/L)	480 U	480 U
C20-C34 Motor Oil Range Organics (UG/L)	480 U	480 U

ECC

Chemistry Results

Ravenna Army Ammunition Plant, Quality Assurance Project Plan, Oct. 3, 2012

Ravenna Army Ammunition Plant

Locations:	SorW-1	SorW-2
Field Sample ID:	070-0056-0001-SOURCE WATER	070-0057-0001-SOURCE WATER
Sample Begin Depth:	0	0
Sample End Depth:	0	0
Sample Date:	12/12/2012	12/12/2012
Polychlorinated Biphenyls (PCB) by Capillary GC		
PCB-1016 (Arochlor 1016) (UG/L)	0.48 U	0.48 U
PCB-1221 (Arochlor 1221) (UG/L)	0.48 U	0.48 U
PCB-1232 (Arochlor 1232) (UG/L)	0.48 U	0.48 U
PCB-1242 (Arochlor 1242) (UG/L)	0.48 U	0.48 U
PCB-1248 (Arochlor 1248) (UG/L)	0.48 U	0.48 U
PCB-1254 (Arochlor 1254) (UG/L)	0.48 U	0.48 U
PCB-1260 (Arochlor 1260) (UG/L)	0.48 U	0.48 U

ECC
Chemistry Results
Ravenna Army Ammunition Plant, Quality Assurance Project Plan, Oct. 3, 2012
Ravenna Army Ammunition Plant

Locations:	SorW-1	SorW-2
Field Sample ID:	070-0056-0001-SOURCE WATER	070-0057-0001-SOURCE WATER
Sample Begin Depth:	0	0
Sample End Depth:	0	0
Sample Date:	12/12/2012	12/12/2012
Organochlorine Pesticides by Capillary GC		
Aldrin (UG/L)	0.048 U	0.048 U
alpha-BHC (alpha-Hexachlorocyclohexane)	0.048 U	0.048 U
alpha-Chlordane (UG/L)	0.048 U	0.048 U
alpha-Endosulfan (UG/L)	0.048 U	0.048 U
beta-BHC (beta-Hexachlorocyclohexane) (UG/L)	0.048 U	0.048 U
beta-Endosulfan (UG/L)	0.048 U	0.048 U
delta-BHC (delta-Hexachlorocyclohexane) (UG/L)	0.048 U	0.048 U
Dieldrin (UG/L)	0.048 U	0.048 U
Endosulfan Sulfate (UG/L)	0.048 U	0.048 U
Endrin (UG/L)	0.048 U	0.048 U
Endrin Aldehyde (UG/L)	0.048 U	0.048 U
Endrin Ketone (UG/L)	0.048 U	0.048 U
gamma-BHC (Lindane) (UG/L)	0.048 U	0.048 U
gamma-Chlordane (UG/L)	0.048 U	0.048 U
Heptachlor (UG/L)	0.048 U	0.048 U
Heptachlor Epoxide (UG/L)	0.048 U	0.048 U
Methoxychlor (UG/L)	0.095 U	0.095 U
p,p'-DDD (UG/L)	0.048 U	0.048 U
p,p'-DDE (UG/L)	0.048 U	0.048 U
p,p'-DDT (UG/L)	0.048 U	0.048 U
Toxaphene (UG/L)	1.9 U	1.9 U

ECC
Chemistry Results
Ravenna Army Ammunition Plant, Quality Assurance Project Plan, Oct. 3, 2012
Ravenna Army Ammunition Plant

Locations:	SorW-1	SorW-2
Field Sample ID:	070-0056-0001-SOURCE WATER	070-0057-0001-SOURCE WATER
Sample Begin Depth:	0	0
Sample End Depth:	0	0
Sample Date:	12/12/2012	12/12/2012
Chlorinated Herbicides by GC Using Methylation or Pentafluorobenzylation Derivatization: Capillary Column Technique		
2,4 DB (UG/L)	4.0 U	4.0 U
2,4,5-T (Trichlorophenoxyacetic Acid) (UG/L)	1.0 U	1.0 U
2,4-D (Dichlorophenoxyacetic Acid) (UG/L)	4.0 U	4.0 U
Dalapon (UG/L)	2.0 U	2.0 U
Dicamba (UG/L)	2.0 U	2.0 U
Dichloroprop (UG/L)	4.0 U	4.0 U
Dinoseb (UG/L)	0.60 U	0.60 U
MCPA (UG/L)	400 U	400 U
MCPP (UG/L)	400 U	400 U
Pentachlorophenol (UG/L)	0.10 U	0.10 U
Silvex (2,4,5-TP) (UG/L)	1.0 U	1.0 U

ECC
Chemistry Results
Ravenna Army Ammunition Plant, Quality Assurance Project Plan, Oct. 3, 2012
Ravenna Army Ammunition Plant

Locations:	SorW-1	SorW-2
Field Sample ID:	070-0056-0001-SOURCE WATER	070-0057-0001-SOURCE WATER
Sample Begin Depth:	0	0
Sample End Depth:	0	0
Sample Date:	12/12/2012	12/12/2012
Nitroaromatics and Nitramines by HPLC		
1,3,5-Trinitrobenzene (UG/L)	0.10 U	0.099 U
1,3-Dinitrobenzene (UG/L)	0.10 U	0.099 U
2,4,6-Trinitrotoluene (UG/L)	0.10 U	0.099 U
2,4-Dinitrotoluene (UG/L)	0.10 U	0.099 U
2,6-Dinitrotoluene (UG/L)	0.10 U	0.099 U
2-Amino-4,6-dinitrotoluene (UG/L)	0.20 U	0.20 U
2-Nitrotoluene (UG/L)	0.50 U	0.49 U
3-Nitrotoluene (UG/L)	0.50 U	0.49 U
4-Amino-2,6-Dinitrotoluene (UG/L)	0.10 U	0.099 U
4-Nitrotoluene (UG/L)	0.50 U	0.49 U
Hexahydro-1,3,5-Trinitro-1,3,5-Triazine (RDX)	0.10 U	0.099 U
Nitrobenzene (UG/L)	0.10 U	0.099 U
Nitroglycerin (UG/L)	0.65 U	0.64 U
NITROGUANIDINE (UG/L)	20.0 U	20.0 U
Octahydro-1,3,5,7-Tetranitro-1,3,5,7-Tetrazocine	0.10 U	0.099 U
Pentaerythritol Tetranitrate (UG/L)	0.65 U	0.64 U
Tetryl (UG/L)	0.10 U	0.099 U

ECC

Chemistry Results

Ravenna Army Ammunition Plant, Quality Assurance Project Plan, Oct. 3, 2012

Ravenna Army Ammunition Plant

Locations:	SorW-1	SorW-2
Field Sample ID:	070-0056-0001-SOURCE WATER	070-0057-0001-SOURCE WATER
Sample Begin Depth:	0	0
Sample End Depth:	0	0
Sample Date:	12/12/2012	12/12/2012
Nitrogen, Nitrate-Nitrite (Colorimetric Automated, Cadmium Reduction)		
Nitrocellulose (MG/L)	2.0 U	2.0 U

ECC
Chemistry Results
Ravenna Army Ammunition Plant, Quality Assurance Project Plan, Oct. 3, 2012
Ravenna Army Ammunition Plant

Locations:	SorW-3
Field Sample ID:	079-0007-0001-SOURCEWATER
Sample Begin Depth:	0
Sample End Depth:	0
Sample Date:	03/14/2013
Volatile Organic Compounds by Capillary GC/MS	
1,1,1-Trichloroethane (UG/L)	1.0 U
1,1,2,2-Tetrachloroethane (UG/L)	1.0 U
1,1,2-Trichloroethane (UG/L)	1.0 U
1,1-Dichloroethane (UG/L)	1.0 U
1,1-Dichloroethene (UG/L)	1.0 U
1,2-Dibromoethane (EDB) (UG/L)	1.0 U
1,2-Dichloroethane (UG/L)	1.0 U
1,2-Dichloroethene (UG/L)	2.0 U
1,2-Dichloropropane (UG/L)	1.0 U
2-Butanone (MEK) (UG/L)	10.0 U
2-Hexanone (UG/L)	10.0 U
4-Methyl-2-pentanone (MIBK) (UG/L)	10.0 U
Acetone (UG/L)	10.0 U
Benzene (UG/L)	1.0 U
Bromochloromethane (UG/L)	1.0 U
Bromodichloromethane (UG/L)	1.0 U
Bromoform (UG/L)	1.0 U
Bromomethane (UG/L)	1.0 U
Carbon Disulfide (UG/L)	1.0 U
Carbon Tetrachloride (UG/L)	1.0 UJ
Chlorobenzene (UG/L)	1.0 U
Chloroethane (UG/L)	1.0 U
Chloroform (UG/L)	1.0 U
Chloromethane (UG/L)	1.0 U
cis-1,3-Dichloropropene (UG/L)	1.0 U
Dibromochloromethane (UG/L)	1.0 U
Ethylbenzene (UG/L)	1.0 U
Methylene Chloride (UG/L)	1.0 U
Styrene (UG/L)	1.0 U
tert-Butyl Methyl Ether (MTBE) (UG/L)	1.0 U
Tetrachloroethene (PCE) (UG/L)	1.0 U
Toluene (UG/L)	1.0 U
trans-1,3-Dichloropropene (UG/L)	1.0 U
Trichloroethene (TCE) (UG/L)	1.0 U
Vinyl Chloride (UG/L)	1.0 U
Xylenes, Total (UG/L)	2.0 U

ECC
Chemistry Results
Ravenna Army Ammunition Plant, Quality Assurance Project Plan, Oct. 3, 2012
Ravenna Army Ammunition Plant

Locations:	SorW-3
Field Sample ID:	079-0007-0001-SOURCEWATER
Sample Begin Depth:	1
Sample End Depth:	4
Sample Date:	03/14/2013
Semivolatile Organic Compounds by Capillary GC/MS	
1,2,4-Trichlorobenzene (UG/L)	1.0 U
1,2-Dichlorobenzene (UG/L)	1.0 U
1,3-Dichlorobenzene (UG/L)	1.0 U
1,4-Dichlorobenzene (UG/L)	1.0 U
2,4,5-Trichlorophenol (UG/L)	5.1 U
2,4,6-Trichlorophenol (UG/L)	5.1 U
2,4-Dichlorophenol (UG/L)	2.0 U
2,4-Dimethylphenol (UG/L)	2.0 UJ
2,4-Dinitrophenol (UG/L)	5.1 UJ
2,4-Dinitrotoluene (UG/L)	5.1 U
2,6-Dinitrotoluene (UG/L)	5.1 U
2-Chloronaphthalene (UG/L)	1.0 U
2-Chlorophenol (UG/L)	1.0 UJ
2-Methylnaphthalene (UG/L)	0.20 U
2-Methylphenol (o-Cresol) (UG/L)	1.0 UJ
2-Nitroaniline (UG/L)	2.0 U
2-Nitrophenol (UG/L)	2.0 UJ
3,3'-Dichlorobenzidine (UG/L)	5.1 UJ
3-Nitroaniline (UG/L)	2.0 U
4,6-Dinitro-2-Methylphenol (UG/L)	5.1 UJ
4-Bromophenyl phenyl ether (UG/L)	2.0 U
4-Chloro-3-Methylphenol (UG/L)	2.0 U
4-Chloroaniline (UG/L)	2.0 U
4-Chlorophenyl Phenyl Ether (UG/L)	2.0 U
4-Nitroaniline (UG/L)	2.0 UJ
4-Nitrophenol (UG/L)	5.1 UJ
Acenaphthene (UG/L)	0.20 U
Acenaphthylene (UG/L)	0.20 U
Anthracene (UG/L)	0.20 U
Benzo(a)anthracene (UG/L)	0.20 U
Benzo(a)pyrene (UG/L)	0.20 U
Benzo(b)fluoranthene (UG/L)	0.20 U
Benzo(g,h,i)perylene (UG/L)	0.20 U
Benzo(k)fluoranthene (UG/L)	0.20 U
Benzoic acid (UG/L)	25.0 U
Benzyl alcohol (UG/L)	5.1 U
Benzyl butyl phthalate (UG/L)	1.0 U
bis(2-Chloroethoxy) Methane (UG/L)	1.0 U
bis(2-Chloroethyl) Ether (2-Chloroethyl Ether)	1.0 U
bis(2-Chloroisopropyl) Ether (UG/L)	1.0 U
bis(2-Ethylhexyl) Phthalate (UG/L)	2.0 U
Carbazole (UG/L)	1.0 U

ECC
Chemistry Results
Ravenna Army Ammunition Plant, Quality Assurance Project Plan, Oct. 3, 2012
Ravenna Army Ammunition Plant

Locations:	SorW-3
Field Sample ID:	079-0007-0001-SOURCEWATER
Sample Begin Depth:	1
Sample End Depth:	4
Sample Date:	03/14/2013
Semivolatile Organic Compounds by Capillary GC/MS	
Chrysene (UG/L)	0.20 U
Cresols, m & p (UG/L)	2.0 U
Dibenz(a,h)anthracene (UG/L)	0.20 U
Dibenzofuran (UG/L)	1.0 U
Diethyl Phthalate (UG/L)	1.0 U
Dimethyl Phthalate (UG/L)	1.0 U
Di-n-Butyl Phthalate (UG/L)	1.0 U
Di-n-Octylphthalate (UG/L)	1.0 U
Fluoranthene (UG/L)	0.20 U
Fluorene (UG/L)	0.20 U
Hexachlorobenzene (UG/L)	0.20 U
Hexachlorobutadiene (UG/L)	1.0 U
Hexachlorocyclopentadiene (UG/L)	10.0 U
Hexachloroethane (UG/L)	1.0 U
Indeno(1,2,3-c,d)pyrene (UG/L)	0.20 U
Isophorone (UG/L)	1.0 U
Naphthalene (UG/L)	0.20 U
Nitrobenzene (UG/L)	1.0 U
n-Nitrosodi-n-propylamine (UG/L)	1.0 U
n-Nitrosodiphenylamine (UG/L)	1.0 UJ
Pentachlorophenol (UG/L)	5.1 UJ
Phenanthrene (UG/L)	0.20 U
Phenol (UG/L)	1.0 UJ
Pyrene (UG/L)	0.20 U

ECC
Chemistry Results
Ravenna Army Ammunition Plant, Quality Assurance Project Plan, Oct. 3, 2012
Ravenna Army Ammunition Plant

Locations:	SorW-3
Field Sample ID:	079-0007-0001-SOURCEWATER
Sample Begin Depth:	1
Sample End Depth:	4
Sample Date:	03/14/2013
Modified SW8015 for the Determination of Gasoline Range Organics in Soil and Water, GC/FID	
Petroleum Hydrocarbons C6-C12 (UG/L)	100 U

ECC
Chemistry Results
Ravenna Army Ammunition Plant, Quality Assurance Project Plan, Oct. 3, 2012
Ravenna Army Ammunition Plant

Locations:	SorW-3
Field Sample ID:	079-0007-0001-SOURCEWATER
Sample Begin Depth:	1
Sample End Depth:	4
Sample Date:	03/14/2013
Modified SW8015 for the Determination of Diesel Range Organics in Soil and Water, GC/FID	
C10-C20 Diesel Range Organics (UG/L)	490 U
C20-C34 Motor Oil Range Organics (UG/L)	490 U

ECC
Chemistry Results
Ravenna Army Ammunition Plant, Quality Assurance Project Plan, Oct. 3, 2012
Ravenna Army Ammunition Plant

Locations:	SorW-3
Field Sample ID:	079-0007-0001-SOURCEWATER
Sample Begin Depth:	1
Sample End Depth:	4
Sample Date:	03/14/2013
Trace Metals by Inductively Coupled Plasma/Mass Spectrometry	
Aluminum (UG/L)	30.0 U
Antimony (UG/L)	2.0 U
Arsenic (UG/L)	**0.48 J**
Barium (UG/L)	**41.0**
Beryllium (UG/L)	1.0 U
Cadmium (UG/L)	1.0 U
Calcium (UG/L)	**65000**
Chromium (UG/L)	**1.3 J**
Cobalt (UG/L)	**0.054 J**
Copper (UG/L)	2.0 U
Iron (UG/L)	**590**
Lead (UG/L)	1.0 U
Magnesium (UG/L)	**27000**
Manganese (UG/L)	**94.0**
Nickel (UG/L)	1.0 U
Potassium (UG/L)	**2500**
Selenium (UG/L)	5.0 U
Silver (UG/L)	1.0 U
Sodium (UG/L)	**37000**
Thallium (UG/L)	**0.11 J**
Vanadium (UG/L)	1.0 U
Zinc (UG/L)	**5.1**

ECC
Chemistry Results
Ravenna Army Ammunition Plant, Quality Assurance Project Plan, Oct. 3, 2012
Ravenna Army Ammunition Plant

Locations:	SorW-3
Field Sample ID:	079-0007-0001-SOURCEWATER
Sample Begin Depth:	1
Sample End Depth:	4
Sample Date:	03/14/2013
Mercury in Water (Manual Cold-Vapor Techique)	
Mercury (UG/L)	0.20 U

ECC
Chemistry Results
Ravenna Army Ammunition Plant, Quality Assurance Project Plan, Oct. 3, 2012
Ravenna Army Ammunition Plant

Locations:	SorW-3
Field Sample ID:	079-0007-0001-SOURCEWATER
Sample Begin Depth:	1
Sample End Depth:	4
Sample Date:	03/14/2013
Polychlorinated Biphenyls (PCB) by Capillary GC	
PCB-1016 (Arochlor 1016) (UG/L)	0.50 U
PCB-1221 (Arochlor 1221) (UG/L)	0.50 U
PCB-1232 (Arochlor 1232) (UG/L)	0.50 U
PCB-1242 (Arochlor 1242) (UG/L)	0.50 U
PCB-1248 (Arochlor 1248) (UG/L)	0.50 U
PCB-1254 (Arochlor 1254) (UG/L)	0.50 U
PCB-1260 (Arochlor 1260) (UG/L)	0.50 U

ECC
Chemistry Results
Ravenna Army Ammunition Plant, Quality Assurance Project Plan, Oct. 3, 2012
Ravenna Army Ammunition Plant

Locations:	SorW-3
Field Sample ID:	079-0007-0001-SOURCEWATER
Sample Begin Depth:	1
Sample End Depth:	4
Sample Date:	03/14/2013
Organochlorine Pesticides by Capillary GC	
Aldrin (UG/L)	0.050 U
alpha-BHC (alpha-Hexachlorocyclohexane)	0.050 U
alpha-Chlordane (UG/L)	0.050 U
alpha-Endosulfan (UG/L)	0.050 U
beta-BHC (beta-Hexachlorocyclohexane) (UG/L)	0.050 U
beta-Endosulfan (UG/L)	0.050 U
delta-BHC (delta-Hexachlorocyclohexane) (UG/L)	0.050 U
Dieldrin (UG/L)	0.050 U
Endosulfan Sulfate (UG/L)	0.050 U
Endrin (UG/L)	0.050 U
Endrin Aldehyde (UG/L)	0.050 U
Endrin Ketone (UG/L)	0.050 U
gamma-BHC (Lindane) (UG/L)	0.050 U
gamma-Chlordane (UG/L)	0.050 U
Heptachlor (UG/L)	0.050 U
Heptachlor Epoxide (UG/L)	0.050 U
Methoxychlor (UG/L)	0.10 UJ
p,p'-DDD (UG/L)	0.050 U
p,p'-DDE (UG/L)	0.050 U
p,p'-DDT (UG/L)	0.050 U
Toxaphene (UG/L)	2.0 UJ

ECC
Chemistry Results
Ravenna Army Ammunition Plant, Quality Assurance Project Plan, Oct. 3, 2012
Ravenna Army Ammunition Plant

Locations:	SorW-3
Field Sample ID:	079-0007-0001-SOURCEWATER
Sample Begin Depth:	1
Sample End Depth:	4
Sample Date:	03/14/2013
Chlorinated Herbicides by GC Using Methylation or Pentafluorobenzylation Derivatization: Capillary Column Technique	
2,4 DB (UG/L)	4.0 U
2,4,5-T (Trichlorophenoxyacetic Acid) (UG/L)	1.0 U
2,4-D (Dichlorophenoxyacetic Acid) (UG/L)	4.0 U
Dalapon (UG/L)	2.0 U
Dicamba (UG/L)	2.0 U
Dichloroprop (UG/L)	4.0 U
Dinoseb (UG/L)	0.60 U
MCPA (UG/L)	400 UJ
MCPP (UG/L)	400 UJ
Pentachlorophenol (UG/L)	0.10 U
Silvex (2,4,5-TP) (UG/L)	1.0 U

ECC
Chemistry Results
Ravenna Army Ammunition Plant, Quality Assurance Project Plan, Oct. 3, 2012
Ravenna Army Ammunition Plant

Locations:	SorW-3
Field Sample ID:	079-0007-0001-SOURCEWATER
Sample Begin Depth:	1
Sample End Depth:	4
Sample Date:	03/14/2013
Nitroaromatics and Nitramines by HPLC	
1,3,5-Trinitrobenzene (UG/L)	0.10 U
1,3-Dinitrobenzene (UG/L)	0.10 U
2,4,6-Trinitrotoluene (UG/L)	0.10 U
2,4-Dinitrotoluene (UG/L)	0.10 U
2,6-Dinitrotoluene (UG/L)	0.10 U
2-Amino-4,6-dinitrotoluene (UG/L)	0.20 U
2-Nitrotoluene (UG/L)	0.51 U
3-Nitrotoluene (UG/L)	0.51 U
4-Amino-2,6-Dinitrotoluene (UG/L)	0.10 U
4-Nitrotoluene (UG/L)	0.51 U
Hexahydro-1,3,5-Trinitro-1,3,5-Triazine (RDX)	0.10 U
Nitrobenzene (UG/L)	0.10 U
Nitroglycerin (UG/L)	0.66 U
NITROGUANIDINE (UG/L)	20.0 U
Octahydro-1,3,5,7-Tetranitro-1,3,5,7-Tetrazocine	0.10 U
Pentaerythritol Tetranitrate (UG/L)	0.66 U
Tetryl (UG/L)	0.10 U

ECC
Chemistry Results
Ravenna Army Ammunition Plant, Quality Assurance Project Plan, Oct. 3, 2012
Ravenna Army Ammunition Plant

Locations:	SorW-3
Field Sample ID:	079-0007-0001-SOURCEWATER
Sample Begin Depth:	1
Sample End Depth:	4
Sample Date:	03/14/2013
Chromium, Hexavalent (Colorimetric)	
Chromium, Hexavalent (MG/L)	0.020 U

ECC
Chemistry Results
Ravenna Army Ammunition Plant, Quality Assurance Project Plan, Oct. 3, 2012
Ravenna Army Ammunition Plant

Locations:	SorW-3
Field Sample ID:	079-0007-0001-SOURCEWATER
Sample Begin Depth:	1
Sample End Depth:	4
Sample Date:	03/14/2013
Nitrogen, Nitrate-Nitrite (Colorimetric Automated, Cadmium Reduction)	
Nitrocellulose (MG/L)	2.0 U

APPENDIX E

LABORATORY ANALYTICAL RESULTS, LABORATORY DATA, AND CHAIN OF CUSTODY FORMS
(Note – To be provided on disc only)

APPENDIX F

Data Validation Report
(Note – To be provided on disc only)

APPENDIX F

Data Validation Report
(Note – To be provided on disc only)

This page intentionally left blank.

U.S. Army Corps of Engineers
Louisville District

Ravenna Army Ammunition Plant
Ravenna, Ohio
Site Investigation
Compliance Restoration Sites:
RVAAP-70 East Classification Yard, RVAAP-71 Barn No. 5 Petroleum Release RVAAP-72 Facility-Wide USTs, RVAAP-75 George Road Sewer Treatment Plant Mercury Spill, RVAAP-77 Building 1037 Laundry Waste Water Sump and RVAAP-83 Former Buildings 1031 and 1039

Final Data Validation Report
Sample Delivery Groups:
Multiple

August 2014

Prepared for:
U.S. Army Corps of Engineers
Louisville District
Contract No. W912QR-08-D-0012
Delivery Order 001

Prepared by:

North Wind Services
352 Corporate Center Court
Stockbridge, Georgia 30218

MEC^X
12269 East Vassar Drive
Aurora, Colorado 80014

CONTRACTOR STATEMENT OF INDEPENDANT TECHNICAL REVIEW

MEC^X, Inc. (MEC^X) has completed the Data Validation Report for Multiple Sample Delivery Groups from the Ravenna Army Ammunition Plant Site Investigation Compliance Restoration Sites.

Notice is hereby given that an independent technical review has been conducted to determine the usability and bias of the analytical data.

Significant concerns and the resolution are as follows:

None

As noted above, all concerns resulting from this independent technical review have been considered.

Senior Environmental Chemist
MEC^X Independent Technical Review Team Leader

Patti Meeks, Ph.D.
Senior Environmental Chemist
MEC^X Independent Technical Review Team Member

EXECUTIVE SUMMARY

The overall objective for the project data described in this document is to define the nature and extent of contamination for the completion of Site Investigations (SI) at each Compliance Restoration (CR) site.

Data described in this report are comprised of samples collected from six CR sites at the Ravenna Army Ammunition Plant (RVAAP) by Environmental Chemical Corporation (ECC) from November 2012 to August 2013. The number and matrix of the samples, as described in numerous ECC Site Inspection Reports, are as shown below:

Analysis	Soil		
	MI	Discrete	Duplicate
Metals	35	99	15
Semivolatiles	43	45	10
PAH	0	74	7
Explosives	21	21	4
Propellants[1]	16	19	4
Volatiles	37	27	7
BTEX	0	72	7
Pesticides	4	9	2
PCBs	19	21	4
Herbicides	6	6	6
TPH	25	85	12
Hexavalent Chromium	0	29	3

1 –nitroguanidine and nitrocellulose
MI – multi-incremental
PAH – polynuclear aromatic hydrocarbons
BTEX – benzene, toluene, ethylbenzene, xylenes
PCBs – polychlorinated biphenyls
TPH – total petroleum hydrocarbons

This report details the data validation of approximately 10% of the primary sample data, analysis of field duplicate results, and the determination of data usability of the validated samples. Validation results, field duplicate comparisons, and data usability are presented by site in Sections 4 through 9.

The majority of the primary samples were analyzed for one or more of the following parameters by TestAmerica Laboratories, North Canton (TA-North Canton) located in North Canton, Ohio.

- United States Environmental Protection Agency (USEPA) SW-846 Method 8260B for volatile organic compounds (VOCs)
- USEPA SW-846 Method 8270C for semivolatile compounds (SVOCs) or polynuclear aromatic hydrocarbons (PAHs)
- USEPA SW-846 Method 8015B for total petroleum hydrocarbons (TPH) - gasoline range organics (GRO) and diesel range organics (DRO)

- USEPA SW-846 Method 8081 for pesticides
- USEPA SW-846 Method 8082 for polychlorinated biphenyls (PCBs)
- USEPA SW-846 Method 8151 for herbicides
- USEPA SW-846 Method 6020 for metals
- USEPA SW-846 Method 7470A/7471A for mercury
- USEPA SW-846 Method 7196A for hexavalent chromium

TA-North Canton subcontracted the hexavalent chromium analyses by USEPA SW-846 Method 7196A to TA-Pittsburg. TA-North Canton also subcontracted the following analyses to TA-West Sacramento:

- USEPA SW-846 Method 8330B for explosive compounds
- USEPA SW-846 8330 Modified for nitroguanidine
- Laboratory Standard Operating Procedure (SOP) WS-WC-0050 for nitrocellulose

Samples from two CR sites (71 and 83) collected in August 2013, were analyzed for one or more of the following parameters by CT Laboratories (CT) located in Baraboo, Wisconsin.

- USEPA SW-846 Method 8260C for volatile organic compounds (VOCs)
- USEPA SW-846 Method 8270D for semivolatile compounds (SVOCs) or polynuclear aromatic hydrocarbons (PAHs)
- USEPA SW-846 Method 8015C for total petroleum hydrocarbons (TPH) - gasoline range organics (GRO) and diesel range organics (DRO)
- USEPA SW-846 Method 8081B for pesticides
- USEPA SW-846 Method 8082A for polychlorinated biphenyls (PCBs)
- USEPA SW-846 Method 6010C for metals
- USEPA SW-846 Method 7470A/7471A for mercury
- USEPA SW-846 Method 8330B for explosive compounds
- USEPA SW-846 8330 Modified for nitroguanidine
- USEPA SW-846 Method 9056 Modified for nitrocellulose

The quality assurance (QA) split samples were submitted to Microbac Laboratories (Microbac) in Marietta, Ohio. Michigan and were analyzed for one or more of the aforementioned parameters. These data are discussed in a separate report.

Specific concerns regarding the data are noted below:

- Hexavalent chromium was reported utilizing the method of standard additions (MSA), which is recommended for matrices expected to have interference. Results from MSA are best when the MSA linear regression slope is nearly equivalent to the initial calibration slope; however the slopes for most site samples were more than a factor of 10 less than the initial calibration slope, indicating a nominal change in absorbance was observed in the MSA analyses for a relatively significant change in concentration.

- Due to instrument limitations, the mercury raw data did not list the sample absorbances; therefore, the reviewer was not able to calculate the sample results from the raw data. Additionally, the ICP-MS raw data did not list absorbances for the ICV, CCV, ICSAB, and MRL samples, and the %R was listed instead of the sample concentrations.

Some data were rejected due to quality control outliers. Rejected data, presented in the table below, are not usable. Results with LODs that exceed project criteria may be usable for their intended purposes; however, it is dependent on the final data user to make this determination on a case-by-case basis. All remaining results are usable for their intended purposes as qualified by MEC^{X}.

Table 1. Rejected data

Site	Sample	SDG	Analyte	Reason
70	070SB-044M-0001-SO	240-18581-1	n-Nitrosodiphenylamine	calibration
	070SB-046M-0001-SO	240-18581-1	n-Nitrosodiphenylamine	calibration
	070SS-006M-0001-SO	240-17230-1	4-Chloroaniline	matrix spike
			3,3'-Dichlorobenzidine	matrix spike
71	071SB-0018M-0001-SO	9923	Benzyl alcohol	calibration
	071SB-0013M-0001-SO	99236	Benzyl alcohol	calibration
72	072SB-0014-0001-SO	240-18297	4-Nitroanline	calibration
	072SB-0026-0001-SO	240-18441	Antimony	matrix spike
	072SB-0039-0001-SO	240-18449	Antimony	matrix spike
75	075SD-0002-0001-SD	240-17457	3,3'-Dichlorobenzidine	matrix spike
77	077SS-0001M-0001-SO	240-17525	Benzoic acid	matrix spike
			n-Nitrosodiphenylamine	calibration
83	083SB-0005M-0001-SO	99211	3,5-Dinitroaniline	calibration
			Benzyl alcohol	calibration

TABLE OF CONTENTS

1 INTRODUCTION 8
1.1 PROJECT OVERVIEW 8
1.2 PREVIOUS ACTIVITIES AND DATA 9
2 DESCRIPTION OF WORK PERFORMED 11
2.1 DATA VALIDATION PROCESS 11
2.2 DATA VALIDATION QUALIFIERS 12
2.3 DATA VALIDATION FLAGGING CODES 13
3 DATA ACQUISITION ACTIVITIES 15
3.1 SAMPLE COLLECTION 15
3.2 SAMPLE ANALYSIS 15
3.3 DATA COMPLETENESS 15
3.4 SAMPLE PRESERVATION AND HOLDING TIME REQUIREMENTS 15
3.5 DETECTION LIMIT REQUIREMENTS 16
4 EAST CLASSIFICATION YARD, RVAAP-70 17
4.1 CURRENT INVESTIGATION 17
4.1.1 Sample Collection 18
4.1.2 Data Completeness 18
4.1.3 Preservation and Holding Time Requirements 18
4.1.4 Detection Limit Requirements 19
4.2 RVAAP-70 DATA QUALITY EVALUATION 19
4.2.1 Explosives 19
4.2.2 Propellants 21
4.2.3 Polychlorinated Biphenyls (PCBs) 23
4.2.4 Herbicides 25
4.2.5 Total Petroleum Hydrocarbons (TPH) 27
4.2.6 Semivolatile Organic Compounds (SVOCs) 29
4.2.7 Volatile Organic Compounds (VOCs) 32
4.2.8 Metals 35
4.3 DATA USABILITY 38
4.4 PRIMARY AND FIELD DUPLICATE COMPARISON SUMMARY 39
4.5 SPECIFIC DATA CONCERNS 39
5 BARN NUMBER 5 PETROLEUM RELEASE, RVAAP-71 40
5.1 CURRENT INVESTIGATION 40
5.1.1 Sample Collection 41
5.1.2 Data Completeness 41
5.1.3 Preservation and Holding Time Requirements 41
5.1.4 Detection Limit Requirements 41
5.2 RVAAP-71 DATA QUALITY EVALUATION 41
5.2.1 Explosives 41
5.2.2 Propellants 43
5.2.3 Polychlorinated Biphenyls (PCBs) 44
5.2.4 Total Petroleum Hydrocarbons (TPH) 45
5.2.5 Semivolatile Organic Compounds (SVOCs) 47
5.2.6 Volatile Organic Compounds (VOCs) 49
5.2.7 Metals 51
5.3 DATA USABILITY 53

5.4 PRIMARY AND FIELD DUPLICATE COMPARISON SUMMARY 54
5.5 SPECIFIC DATA CONCERNS 54

6 FACILITY-WIDE UNDERGROUND STORAGE TANKS, RVAAP-72 55
6.1 CURRENT INVESTIGATION 55
6.1.1 Sample Collection 56
6.1.2 Data Completeness 56
6.1.3 Preservation and Holding Time Requirements 56
6.1.4 Detection Limit Requirements 57
6.2 RVAAP-72 DATA QUALITY EVALUATION 57
6.2.1 Explosives 57
6.2.2 Propellants 59
6.2.3 Polychlorinated Biphenyls (PCBs) 60
6.2.4 Pesticides 62
6.2.5 Total Petroleum Hydrocarbons (TPH) 64
6.2.6 Semivolatile Organic Compounds (SVOCs) and Polynuclear Aromatic Hydrocarbons (PAHs) 66
6.2.7 Volatile Organic Compounds (VOCs) 69
6.2.8 Metals 71
6.2.9 General Chemistry - Hexavalent Chromium 76
6.3 DATA USABILITY 77
6.4 PRIMARY AND FIELD DUPLICATE COMPARISON SUMMARY 78
6.5 SPECIFIC DATA CONCERNS 79

7 GEORGE ROAD SEWER TREATMENT PLANT MERCURY SPILL, RVAAP-75 80
7.1 CURRENT INVESTIGATION 80
7.1.1 Sample Collection 80
7.1.2 Data Completeness 81
7.1.3 Preservation and Holding Time Requirements 81
7.1.4 Detection Limit Requirements 81
7.2 RVAAP-75 DATA QUALITY EVALUATION 81
7.2.1 Explosives 81
7.2.2 Propellants 83
7.2.3 Polychlorinated Biphenyls (PCBs) 85
7.2.4 Semivolatile Organic Compounds (SVOCs) 86
7.2.5 Volatile Organic Compounds (VOCs) 89
7.2.6 Metals 91
7.3 DATA USABILITY 93
7.4 PRIMARY AND FIELD DUPLICATE COMPARISON SUMMARY 94
7.5 SPECIFIC DATA CONCERNS 94

8 BUILDING 1037, LAUNDRY WASTE WATER SUMP, RVAAP-77 96
8.1 CURRENT INVESTIGATION 96
8.1.1 Sample Collection 96
8.1.2 Data Completeness 97
8.1.3 Preservation and Holding Time Requirements 97
8.1.4 Detection Limit Requirements 97
8.2 RVAAP-77 DATA QUALITY EVALUATION 97
8.2.1 Explosives 97
8.2.2 Propellants 99
8.2.3 Polychlorinated Biphenyls (PCBs) 101
8.2.4 Pesticides 102

8.2.5 Semivolatile Organic Compounds (SVOCs) 104
8.2.6 Volatile Organic Compounds (VOCs) 106
8.2.7 Metals 108
8.3 DATA USABILITY 111
8.4 PRIMARY AND FIELD DUPLICATE COMPARISON SUMMARY 112
8.5 SPECIFIC DATA CONCERNS 112

9 FORMER BUILDINGS 1031 AND 1039, RVAAP-83 114
9.1 CURRENT INVESTIGATION 114
9.1.1 Sample Collection 115
9.1.2 Data Completeness 115
9.1.3 Preservation and Holding Time Requirements 115
9.1.4 Detection Limit Requirements 115
9.2 RVAAP-83 DATA QUALITY EVALUATION 115
9.2.1 Explosives 116
9.2.2 Propellants 118
9.2.3 Polychlorinated Biphenyls (PCBs) 119
9.2.4 Semivolatile Organic Compounds (SVOCs) 121
9.2.5 Volatile Organic Compounds (VOCs) 123
9.2.6 Metals 125
9.3 DATA USABILITY 128
9.4 PRIMARY AND FIELD DUPLICATE COMPARISON SUMMARY 129
9.5 SPECIFIC DATA CONCERNS 129

10 CONCLUSIONS 131
10.1 DATA QUALIFICATION SUMMARY 131
10.2 PRIMARY AND FIELD DUPLICATE SUMMARY 131
10.3 DATA USABILITY 131

11 RECOMMENDATIONS 132

12 REFERENCES 133

TABLES

Table 1. Rejected data iii
Table 2. SI Site sample counts 8
Table 3. Field blank/source water and equipment rinsate samples 12
Table 4. Qualification code reference table 13
Table 5. Holding times 15
Table 6. Total sample count for RVAAP-70 18
Table 7. RVAAP-70 validated samples and methods 18
Table 8. RVAAP-70 field duplicate samples 18
Table 9. RVAAP-70 LOD/DL validated sample exceedances 19
Table 10. Analytical completeness for RVAAP-70 validated primary data 38
Table 11. RVAAP-70 primary/field duplicate sample comparison summary 39
Table 12. Total sample count for RVAAP-71 40
Table 13. RVAAP-71 validated samples and methods 40
Table 14. RVAAP-71 field duplicate samples 40
Table 15. Analytical completeness for RVAAP-71 validated primary data 54
Table 16. RVAAP-71 primary/field duplicate sample comparison summary 54
Table 17. Total sample count for RVAAP-72 55
Table 18. RVAAP-72 validated samples and methods 55
Table 19. RVAAP-72 field duplicate samples 56
Table 20. Analytical completeness for RVAAP-72 validated primary data 78
Table 21. RVAAP-72 primary/field duplicate sample comparison summary 79
Table 22. Total sample count for RVAAP-75 80
Table 23. RVAAP-75 validated samples and methods 80
Table 24. RVAAP-75 field duplicate samples 80
Table 25. Analytical completeness for RVAAP-75 validated primary data 94
Table 26. RVAAP-75 primary/field duplicate sample comparison summary 94
Table 27. Total sample count for RVAAP-77 96
Table 28. RVAAP-77 validated samples and methods 96
Table 29. RVAAP-77 field duplicate samples 96
Table 30. Analytical completeness for RVAAP-77 validated primary data 111
Table 31. RVAAP-77 primary/field duplicate sample comparison summary 112
Table 32. Total sample count for RVAAP-83 114
Table 33. RVAAP-83 validated samples and methods 114
Table 34. RVAAP-83 field duplicate samples 114
Table 35. RVAAP-83 LOD/DL exceedances 115
Table 36. Analytical completeness for RVAAP-83 validated primary data 129
Table 37. RVAAP-83 primary/field duplicate sample comparison summary 129

APPENDICES

Appendix A Qualified Sample Forms Is

Appendix B Sample Qualification Summary

Appendix C Primary/Field Duplicate Sample Comparisons

Appendix D Validator Checklists

ACRONYMS AND ABBREVIATIONS

ADR	Automated Data Review
AST	Aboveground Storage Tank
°C	Degrees Celsius
CCB	Continuing Calibration Blank
CCC	Calibration Check Compounds
CCV	Continuing Calibration Verification
CERCLA	Comprehensive Environmental Response, Compensation, and Liability Act
CR	Compliance Restoration
CT	CT Laboratories
CUG	Cleanup Goal
%D	Percent Difference
DL	Detection Limit
DoD	Department of Defense
DRO	Diesel Range Organics
ECC	Environmental Chemical Corporation
EDD	Electronic Data Deliverable
FWQAPP	Facility-Wide Quality Assurance Project Plan
GC/MS	Gas Chromatography/Mass Spectrometry
GRO	Gasoline Range Organics
HHR	Historical Records Review
HTRW	Hazardous, Toxic, Radioactive Waste
ICSA	Interference Check Sample A
ICSAB	Interference Check Sample AB
ICV	Initial Calibration Verification
ICP	Inductively Coupled Plasma
LS	Louisville Supplement
LCS	Laboratory Control Sample
LCSD	Laboratory Control Sample Duplicate
LOD	Limit of Detection
LOQ	Limit of Quantitation
MEC	Munitions and Explosives of Concern
MEC^X	MEC^X, Inc.
Microbac	Microbac Laboratories
MRL	Method Reporting Limit
MS	Matrix Spike
MSD	Matrix Spike Duplicate
PAH	Polynuclear Aromatic Hydrocarbon
PCB	Polychlorinated Biphenyl
QA	Quality Assurance
QAPP	Quality Assurance Project Plan
QC	Quality Control
QSM	Quality Systems Manual
RPD	Relative Percent Difference
RRF	Relative Response Factor
RSD	Relative Standard Deviation
RSL	Regional Screening Levels
RVAAP	Ravenna Army Ammunition Plant
SAIC	Science Applications International Corporation

SAP	Sampling and Analysis Plan
SDG	Sample Delivery Group
SI	Site Investigation
SOP	Standard Operating Procedure
SPCC	System Performance Check Compound
RSL	Regional Screening Level
SVOC	Semivolatile Organic Compound
TA	TestAmerica Laboratories
TPH	Total Petroleum Hydrocarbon
USACE	United State Army Corps of Engineers
USEPA	United State Environmental Protection Agency
VOC	Volatile Organic Compound

1 INTRODUCTION

1.1 Project Overview

The overall objective for the project data described in this document is to define the nature and extent of contamination for the completion of Site Investigations (SI) at each Compliance Restoration (CR) site. Project details can be found in the project documents, including *Final Site Inspection and Remedial Investigation Work Plan at Compliance Restoration Sites* (ECC, 2012).

Data described in this report are comprised of samples collected from six CR sites at the Ravenna Army Ammunition Plant (RVAAP) by Environmental Chemical Corporation (ECC) from November 2012 to August 2013. The number and matrix of the samples, as described in numerous ECC Site Inspection Reports, are as shown below:

Table 2. SI Site sample counts

Analysis	Soil		
	MI	Discrete	Duplicate
Metals	35	99	15
Semivolatiles	43	45	10
PAH	0	74	7
Explosives	21	21	4
Propellants[1]	16	19	4
Volatiles	37	27	7
BTEX	0	72	7
Pesticides	4	9	2
PCBs	19	21	4
Herbicides	6	6	6
TPH	25	85	12
Hexavalent Chromium	0	29	3

1 –nitroguanidine and nitrocellulose
MI – multi-incremental
PAH – polynuclear aromatic hydrocarbons
BTEX – benzene, toluene, ethylbenzene, xylenes
PCBs – polychlorinated biphenyls
TPH – total petroleum hydrocarbons

The majority of the primary samples were analyzed for one or more of the following parameters by TestAmerica Laboratories, North Canton (TA-North Canton) located in North Canton, Ohio.

- United States Environmental Protection Agency (USEPA) SW-846 Method 8260B for volatile organic compounds (VOCs)
- USEPA SW-846 Method 8270C for semivolatile compounds (SVOCs) or polynuclear aromatic hydrocarbons (PAHs)
- USEPA SW-846 Method 8015B for total petroleum hydrocarbons (TPH) - gasoline range organics (GRO) and diesel range organics (DRO)
- USEPA SW-846 Method 8081 for pesticides

- USEPA SW-846 Method 8082 for polychlorinated biphenyls (PCBs)
- USEPA SW-846 Method 8151 for herbicides
- USEPA SW-846 Method 6020 for metals
- USEPA SW-846 Method 7470A/7471A for mercury
- USEPA SW-846 Method 7196A for hexavalent chromium

TA-North Canton subcontracted the hexavalent chromium analyses by USEPA SW-846 Method 7196A to TA-Pittsburg. TA-North Canton also subcontracted the following analyses to TA-West Sacramento:

- USEPA SW-846 Method 8330B for explosive compounds
- USEPA SW-846 8330 Modified for nitroguanidine
- Laboratory Standard Operating Procedure (SOP) WS-WC-0050 for nitrocellulose

Samples (35 primary soil samples and 7 aqueous quality control samples) from two CR sites (71 and 83) collected in August 2013, were analyzed for one or more of the following parameters by CT Laboratories (CT) located in Baraboo, Wisconsin.

- USEPA SW-846 Method 8260C for volatile organic compounds (VOCs)
- USEPA SW-846 Method 8270D for semivolatile compounds (SVOCs) or polynuclear aromatic hydrocarbons (PAHs)
- USEPA SW-846 Method 8015C for total petroleum hydrocarbons (TPH) - gasoline range organics (GRO) and diesel range organics (DRO)
- USEPA SW-846 Method 8081B for pesticides
- USEPA SW-846 Method 8082A for polychlorinated biphenyls (PCBs)
- USEPA SW-846 Method 6010C for metals
- USEPA SW-846 Method 7470A/7471A for mercury
- USEPA SW-846 Method 8330B for explosive compounds
- USEPA SW-846 8330 Modified for nitroguanidine
- USEPA SW-846 Method 9056 Modified for nitrocellulose

The quality assurance (QA) split samples were submitted to Microbac Laboratories (Microbac) in Marietta, Ohio and were analyzed for one or more of the aforementioned parameters. These data are discussed in a separate report.

This report details the data validation of 10% of the primary sample data, analysis of field duplicate results, and the determination of data usability of the validated samples. Validation results, field duplicate comparisons and data usability are presented by site, in Sections 4 through 9.

1.2 Previous Activities and Data

The following summary was adapted from the Facility-Wide Sampling and Analysis Plan for Environmental Investigations at the Ravenna Army Ammunition Plant, Ravenna, Ohio

(FWQAPP) prepared by Science Applications International Corporation (SAIC), March 2001. Site-specific information is presented in Sections 4 through 21.

Located in northeastern Ohio on approximately 21,000 acres, RVAAP was established in 1940 to load, store, and demilitarize conventional artillery ammunition, bombs, mines, fuses and boosters, primers and percussion elements. Originally RVAAP operated as two separate units, the Portage Ordnance Depot and the Ravenna Ordnance Plant. During World War II, a contractor operated the Ravenna Ordnance Depot and the government operated the Portage Ordnance Depot. Ordnance production and storage for World War II continued until August 1945, at which time the facility was renamed the Ravenna Arsenal, and the government assumed control of all operations. Then, from 1951 to 1999, the entire facility was operated by contractors. Ordnance production at the facility was phased out and sent to Plum Brook Ordnance Works in Sandusky, Ohio and Keystone Ordnance Works in Meadville, Pennsylvania. All production at the facility had ceased by 1957 and the plant was placed on standby. In 1961, the plant was operational for seven months, processing and performing explosive melt-out of bombs. After deactivation late in 1961, the facility was renamed RVAAP. From mid-1968 until 1971, the plant was reactivated to load, assemble, and pack munitions on three load lines and two component lines. Operations ceased at Load Lines 1, 2, 3, and 4 in 1971; however, the Lines were reactivated to perform demilitarization operations for several months in 1973 and 1974. In 1992, RVAAP was again placed on inactive status. Salvage and demolition operations started in 1998 and administrative control of the facility was transferred to the Ohio Army National Guard in 1999.

Since 1978, approximately 20 environmental condition investigations have been performed at RVAAP. Only a portion of these investigations are discussed below.

2 DESCRIPTION OF WORK PERFORMED

This section describes the data verification and data validation procedures used during the evaluation of the site samples reported in 40 sample delivery groups (SDGs) from TA-North Canton or CT.

2.1 Data Validation Process

Level IV validation was performed on 10% of the total number of primary samples collected. Primary samples with associated QA and field duplicate samples were prioritized for Level IV validation; however, not all samples validated at Level IV had associated QA or field duplicate samples.

Data validators assessed results based on the FWQAPP, Department of Defense Quality Systems Manual for Environmental Laboratories Version 4.2 (DoD QSM), Louisville DOD Quality Systems Manual Supplement, Version 1 (LS), the specific EPA methods, the National Functional Guidelines for Superfund Organic Methods Data Review (2008), and the National Functional Guidelines for Inorganic Superfund Data Review (2010). The following were reviewed for Level IV validation:

- Sample management (collection techniques, sample containers, preservation, handling, transport, chain-of-custody, holding times),
- Calibration results (initial, continuing, and method reporting limit),
- Method and calibration blank sample results,
- Laboratory control sample (LCS) or LCS/LCS duplicate (LCS/LCSD) recoveries and/or precision,
- Surrogate recoveries (if applicable),
- Metals interference check sample results
- Matrix spike/matrix spike duplicate (MS/MSD) recoveries and precision,
- Laboratory duplicate precision
- Post digestion spike accuracy,
- Serial dilution precision,
- Field QA/QC sample results (equipment rinsate, field blank, trip blank)
- Gas Chromatography/Mass Spectrometry (GC/MS) or inductively coupled plasma (ICP) MS tuning,
- Internal standards performance,
- Sample results verification,
- Target compound identification,
- Raw data.

Blanks – method, calibration, trip, field and equipment – were assessed using the National Functional Guidelines 5× and 10× rules. Target compound detections less than or equal to 5× a blank detection and common laboratory contaminant compound detections less than or equal to 10× a blank detect were qualified as nondetected. Nondetected results were reported at the

limit of detection (LOD) if the original detect was less than or equal to the LOD or reported at the level of contamination if the original detect was greater than the LOD.

ECC provided a list of field blank/source water, equipment rinsate, and trip blank samples collected in association with the SI samples. These samples are listed below.

Table 3. Field blank/source water and equipment rinsate samples

Sampling Event	Applicability	Sample	Water Type	Date Collected	Validator Application
All 2012-2013 Sampling Event	Non-dedicated hand sampling tools	070-0057-0001-Source Water	ECC bottled decontamination water	12/12/2012	Surface soil ("SS") samples collected in 2012
2012 Subsurface Sampling Event	Direct push drilling tools	070-0056-0001-Source Water	Driller bottled decontamination water	12/12/2012	Not used
2013 Subsurface Sampling Event	Direct push drilling tools	079-0007-0001-Source Water	Driller bottled decontamination water	3/14/2013	Not used
2012 SI Sampling Event	Non-dedicated hand sampling tools during sampling event	076-0067-0001-ER	N/A	11/15/2012	Surface soil ("SS") samples collected in November 2012
2012 SI Sampling Event	Non-dedicated hand sampling tools during sampling event	076-0140-0001-ER	N/A	12/9/2012	Surface soil ("SS") samples collected in December 2012
2013 SI Sampling Event and Sites 71 and 83 Sampling Event	Non-dedicated hand sampling tools during sampling event	083SB-0023-0001-ER	N/A	8/15/2013	Surface soil ("SS") samples collected in August 2013

Due to the large number of high concentration detects for metals analytes in samples 070-0056-0001-Source Water and 079-0007-0001-Source Water, these samples were not used to qualify site sample results. Therefore, there was no field blank/source water associated with the subsurface samples.

2.2 Data Validation Qualifiers

Data qualifiers, as defined below, were applied following the FWQAPP and the DoD QSM:

U Nondetected at the limit of detection
The analyte was analyzed for but not definitively detected.

J Estimated
The identification of the analyte is acceptable but the quality assurance criteria indicate that the quantitative values may be outside the normal expected range of precision. Additionally used to identify detects reported below the limit of quantitation (LOQ).

N Identity Presumptive and Tentative
There is presumptive evidence that the analyte is present but it has not been confirmed. There is an indication that the reported analyte is present; however, all quality control requirements necessary for confirmation were not met.

R Rejected
Data are considered to be rejected and shall not be used for environmental decisions.

2.3 Data Validation Flagging Codes

The qualification codes in the following table may have been used to flag the data described in this document: Sample qualifications are summarized in Appendix B. All qualifications and associated qualification codes have been entered into the electronic data deliverables (EDD) received from the laboratories and may be reviewed Appendices A and B of this report.

Table 4. Qualification code reference table

Qualifier	Organics	Inorganics
H	Holding times were exceeded.	Holding times were exceeded.
S	Surrogate recovery was outside QC limits.	The sequence or number of standards used for the calibration was incorrect.
C	Calibration %RSD or %D was noncompliant. MRL was outside control limits or missing.	Correlation coefficient was noncompliant. MRL was outside control limits or missing.
R	Calibration RRF was noncompliant.	%R for calibration is not within control limits.
B	Presumed contamination as indicated by the preparation (method) blank results.	Presumed contamination as indicated by the preparation (method) or calibration blank results.
L	Laboratory Control Sample/Control Sample Duplicate %R was not within control limits.	Laboratory Control Sample %R was not within control limits.
Q	MS/MSD recovery was poor or RPD high.	MS recovery was poor.
E	Not applicable	Duplicates showed poor agreement.
I	Internal standard performance was unsatisfactory.	ICP ICS results were unsatisfactory.
A	Not applicable.	ICP Serial Dilution %D were not within control limits.
M	Tuning (BFB or DFTPP) was noncompliant.	ICPMS tuning was noncompliant
T	Presumed contamination as indicated by the trip blank results.	Not applicable.
+	False positive – reported compound was not present.	False positive – reported compound was not present.
-	False negative – compound was present but not reported.	False negative – compound was present but not reported.
F	Presumed contamination as indicated by the FB or ER results.	Presumed contamination as indicated by the FB or ER results.
$	Reported result or other information was incorrect.	Reported result or other information was incorrect.
?	TIC identity or reported retention time has been changed.	Not applicable.
D	The analysis with this flag should not be used because another more technically sound analysis is available.	The analysis with this flag should not be used because another more technically sound analysis is available.
P	Instrument performance for pesticides was	Post Digestion Spike recovery was not within

Qualifier	Organics	Inorganics
	poor.	control limits.
*II, *III	A deficiency was found that has been described in the "Sample Management," section (*II) or the "Method Analyses" section (*III).	A deficiency was found that has been described in the "Sample Management," section (*II) or the "Method Analyses" section (*III).

3 DATA ACQUISITION ACTIVITIES

3.1 Sample Collection

Samples were collected from November 2012 to August 2013. The samples were submitted under chain of custody to the primary laboratories, TA-North Canton or CT.

Unless otherwise noted In Sections 4 through 9, the chains-of-custody associated with the samples validated at Level IV were appropriately signed by both field and/or laboratory personnel with all samples and analyses accounted for, cooler custody seals intact, and within the temperature limits of 4±2°C. All documentation regarding sample handling as presented in the case narratives, chains of custody, correspondence, and sample condition upon receipt forms was evaluated. No further requests were made to the primary contractor or the laboratories, and no data were qualified.

3.2 Sample Analysis

The primary laboratories, or their subcontractors, analyzed the samples for the parameters shown in the table ined in Section1.1.

3.3 Data Completeness

Data completeness for the project described in this report was found to be generally acceptable as no deliverables were missing.

3.4 Sample Preservation and Holding Time Requirements

All method preservation requirements were met. The extraction and analytical holding times for the soil analyses validated in this document are listed in the table below.

Table 5. Holding times

Method	Analysis	Holding Time	
		Extraction	Analysis
6010C/6020	Metals	N/A	180 days
7471A	Mercury	N/A	28 days
8260B/8260C	VOCs	N/A	14 days
8270C/8270D	SVOCs	14 days	40 days
8015B/8015C	TPH-GRO	N/A	14 days
8015B/8015C	TPH-DRO	14 days	40 days
8081/8081B	Pesticides	14 days	40 days
8082/8082A	PCBs	14 days	40 days
8151	Herbicides	14 days	40 days
8330B	Explosives	14 days	40 days
8330	Nitroguanidine	14 days	40 days
9056M/WS-WC-0050	Nitrocellulose	N/A	28 days
7196A	Hexavalent chromium	30 days	24 hours

Qualifications applied for missed holding times are discussed by Site in Sections 4 through 9.

3.5 Detection Limit Requirements

Limits of detection (LODs) and detection limits for nondetected analytes were compared against the most stringent criteria listed in Tables 5-8, 5-9, and 5-10 of *Final Facility-Wide Human Health Cleanup Goals for the Ravenna Army Ammunition Plant* (2010) or the USEPA Regional Screening Levels (RSLs).

Some LODs and DLs exceeded the cleanup goals (CUGs) or project criteria. These exceedances are reported by site in Sections 4 through 9. As noted in the Executive Summary, results with DLs exceeding project criteria may be usable for their intended purposes; however, it is dependent on the final data user to make this determination on a case-by-case basis.

4 EAST CLASSIFICATION YARD, RVAAP-70

4.1 Current Investigation

ECC completed an SI at the East Classification Yard (RVAAP-70). The SI for RVAAP-70 was conducted in accordance with the *Interim Final Guidance for Performing Site Inspections Under Comprehensive Environmental Response, Compensation, and Liability Act (CERCLA)* (USEPA 1992).

A historical records review (HRR) evaluation reviewed historic uses at RVAAP-70 for potential environmental concerns with respect to possible hazardous, toxic, and radioactive waste (HTRW) and/or munitions and explosives of concern (MEC) issues (SAIC 2011). The HHR identified the following facilities within RVAAP-70 as candidates for investigation:

- Former Fuel Oil Spill Area – In 1986, a leak of No.5 fuel oil occurred from a former aboveground storage tank (AST) located west of Building 47-40 (Roundhouse). Contaminated soil was stockpiled within the containment area and over 16,000-gallons of fuel oil was salvaged from the containment area. Approximately 120-gallons of oil/soil/straw were disposed of as per Ohio EPA instructions. The spill report indicated samples of contaminated soil were collected for analysis. The laboratory report indicated the soil in the containment area was acceptable for burning; however, no final report regarding the disposition of the contaminated soil was discovered.

- Building 47-40 (Roundhouse) – Although no documented releases were discovered during the HHR, staining was visible on the concrete floor within the building. According to the HHR, chemicals used within the building included engine washing compounds, valve oil, electrolytes (battery maintenance), locomotive black paint, solvents for parts degreasing, lubrication oil, metal preservatives, carbolineum, creosote, and cold patch asphalt. No documented waste management practices were found.

- Former Herbicide Storage Shed – This shed (Building 47-60) was used to house the track-mounted sprayer and herbicides. Herbicide mixing operations may have occurred in this site.

- Outdoor Wash Rack Area – This area was used to wash box cars which carried explosives and engines. An interviewee noted there were no controls in place to collect the wash water.

The data validated in this report are part of the initial intrusive SI at RVAAP-70 conducted to assess the potential presence of contamination. The sample counts, samples selected for data validation, and the field duplicates are presented in the tables below.

Table 6. Total sample count for RVAAP-70

Matrix	Field Duplicates	Split Samples	Explosives	Propellants	Herbicides	PCBs	SVOCs	TPHs	VOCs/BTEX	Metals
Soil	5	0	15	7	14	32	51	18	19	24

Table 7. RVAAP-70 validated samples and methods

Sample ID	SDG	Matrix	Collected	Explosives	Propellants	Herbicides	PCBs	SVOCs	TPHs	VOCs/BTEX	Metals
070SS-0003M-0001-SO	240-17230-1	Soil	11/5/2012					x			
070SS-0006M-0001-SO	240-17230-1	Soil	11/5/2012	x	x	x	x	x	x	x	x
070SB-042M-0001-SO	240-18735-1	Soil	12/7/2012						x		
070SB-044M-0001-SO	240-18581-1	Soil	12/7/2012	x		x	x	x		x	x
070SB-046M-0001-SO	240-18581-1	Soil	12/7/2012					x			

Table 8. RVAAP-70 field duplicate samples

Duplicate Sample ID	Parent Sample
070SS-0007M-0001-SO	070SS-0006M-0001-SO
070SB-0042M-0001-SO	070SB-0043M-0001-SO
070SB-0045M-0001-SO	070SB-0044M-0001-SO
070SB-0047M-0001-SO	070SB-0046M-0001-SO

4.1.1 Sample Collection

The chains-of-custody were appropriately signed and dated by field and laboratory personnel. According to the laboratory Sample Receipt Form, custody seals were not utilized; however, in reviewing the relinquish and receipt times, it appeared the samples were transferred to the laboratory by courier. For SDG 240-18581-1, the laboratory Sample Receipt Checklist did not list a temperature, noted the samples were not received on ice, but also noted the samples were received chilled. No other sample collection issues were noted.

4.1.2 Data Completeness

Data completeness for the project described in this report was found to be generally acceptable as no deliverables were missing from the SDGs reviewed.

4.1.3 Preservation and Holding Time Requirements

A portion of the sample coolers were received at temperatures below the 4 ±2°C control limit; however, as the samples were not noted to be frozen or damaged, no qualifications were

required. All remaining method preservation requirements were met. All holding times, as listed in Table 4, were met.

4.1.4 Detection Limit Requirements

LODs and DLs for nondetected analytes were compared against the most stringent CUGs listed in Tables 5-8, 5-9, and 5-10 of *Final Facility-Wide Human Health Cleanup Goals for the Ravenna Army Ammunition Plant* (2010) or the RSLs if no CUG was listed. The table below lists the number of LODs and DLs that exceeded criteria.

Table 9. RVAAP-70 LOD/DL validated sample exceedances

Method	LOD	DL
Explosives	0	0
Propellants	0	0
PCBs	0	0
Herbicides	0	0
TPH	0	0
SVOCs	12	12
VOCs	0	0
Metals	0	0

Results with LODs/DLs exceeding project criteria may be usable for their intended purposes; however, it is dependent on the final data user to make this determination on a case-by-case basis.

4.2 RVAAP-70 Data Quality Evaluation

This section summarizes the data quality of validated samples for each analytical method evaluated.

4.2.1 Explosives

A total of 15 primary soil samples and 1 field duplicate sample were analyzed by TA-West Sacramento for explosives by USEPA SW-846 Method 8330B. A total of 2 primary soils were validated at Level IV.

- MDL studies were not evaluated as part of this project.
- Calibration:
    - The primary column initial calibration average percent relative standard deviations (%RSDs) for RDX and 2-nitrotoluene exceeded the control limit at 20% and 16%, respectively; therefore, the nondetected results for these compounds were qualified as estimated, “UJ,” in 070SS-0006M-0001-SO and 070SB-044M-0001-SO. The qualified results were coded with a “C” qualification code. The remaining initial calibration average %RSDs were within the control limits listed in DoD QSM Table F-3 of ≤15%, or the linear regression r^2 values were ≥0.990.

- The second source initial calibration verification (ICV) standard recoveries were within the control limit listed in DoD QSM Table F-3 of ±20%.
- The continuing calibration verification (CCV) standard %Ds were within the control limits listed in DoD QSM Table F-3 of ±20%.
- Although not required by the DoD QSM, a standard of 3× the DL is required by the FWQAPP. Low-level MRL standards were analyzed in association with the validated samples and the results were within the reasonable control limits of 70-130%.

- Blanks: The method blanks associated with the validated samples had no target compound detects above the control limit listed in DoD QSM Table F-3 of one-half the limit of quantitation (LOQ).

- Laboratory Control Samples: Recoveries were within the control limits listed in DoD QSM Tables G-2 and G-13 and within the reasonable laboratory control limits for nitroglycerin (76-116%) and PETN (76-116%).

- Surrogate Recovery: As no surrogate control limit was listed in the DoD QSM, surrogate recoveries were assessed against the reasonable laboratory-established control limits of 78-118%. Recoveries were within the control limits.

- Matrix Spike/Matrix Spike Duplicate: MS/MSD analyses were performed on sample 070SS0006M-0001-SO. The recoveries for 4-amino-2,6-dinitrotoluene (124%, 135%) were above the control limit (81-121%); however, qualifications are only applied to detects for high recoveries. Both recoveries for nitroglycerin (63%, 62%) were below the control limits (76-116%); therefore, nondetected nitroglycerin in the parent sample was qualified as estimated, “UJ,” and the result coded with a “Q” qualification code.

- Compound Identification: Compound identification was verified for those samples validated at a Level IV. Review of sample chromatograms and retention times indicated no problems with target compound identification.

- Compound Quantification and Reported Detection Limits: As no target compounds were detected in the samples validated at Level IV, compound quantification was verified for a portion of the LCS results. The LOQs were supported by the low point of the initial calibration and the laboratory detection limits (DLs). Any result reported between the DL and the LOQ was qualified as estimated, “J.” Reported nondetects are valid to the LOD.

  Confirmation analyses were performed; however, no compounds were confirmed.

  Target compounds 2,4-dinitrotoluene, 2,6-dinitrotoluene, and nitrobenzene were reported by both Method 8330B and 8270C in samples 070SS-0006M-0001-SO and 070SB-044M-0001-SO. As there were no detects for these compounds; the reviewer chose to report the results with the lowest LODs. The 8330B results for nitrobenzene were

rejected, "R," as duplicate data and coded with a "D" qualification code. The 8330B results for 2,4-dinitrotoluene and 2,6-dinitrotoluene were retained.

- System Performance: Review of the raw data indicated no problems with system performance.

- Manual Integrations: Some manual integrations were performed for the initial calibrations and low-level CCVs. All manual integrations were performed in order to report incompletely resolved peaks or to account for baseline anomalies and were deemed acceptable by the reviewer.

- Field QC Samples: Field QC samples were evaluated, and if necessary, qualified based on method blanks and other laboratory QC results affecting the usability of the field QC data. Any remaining detects were used to evaluate the associated site samples. Following are findings associated with field QC samples:

    - Field Blanks and Equipment Rinsates: Sample 070-0057-0001-Source Water was identified as the field blank and sample 076-0067-0001-ER was the equipment rinsate associated with sample 070SS-006M-0001-SO. The field blank and equipment rinsate had no target compound detects. The validated subsurface soil sample had no associated field QC samples.

    - Field Duplicates: One field duplicate sample was collected and analyzed for explosive compounds. The RPD criterion in FWQAPP Table 3-1 of ≤50% was only applied when results for common detects were ≥5× the LOQ. In cases where results were <5× the LOQ, the reasonable control limit of ± the LOQ was applied. All results were within the control limits. See Appendix C for a complete comparison of all primary and field duplicate results.

4.2.2 Propellants

A total of 7 primary soil samples and 1 field duplicate were analyzed by TA-West Sacramento for nitroguanidine by USEPA SW-846 Method 8330 and for nitrocellulose by laboratory standard operating procedure (SOP) WS-WC-0050. A single primary soil sample was validated at Level IV.

- MDL studies were not evaluated as part of this project.

- Calibration:

    - The nitroguanidine initial calibration average percent %RSD was within the control limit listed in DoD QSM Table F-2 of ≤20%. Nitrocellulose linear regression r values were within the control limit listed in the DoD QSM Table F-11 of ≥0.995.

    - The nitroguanidine second source ICV recovery was within the control limits listed in DoD QSM Table F-2 of 85-115%. The nitrocellulose ICV recovery exceeded the

control limit at 192% (limits are 90-110%); however, as nitrocellulose was not detected in the sample, no qualifications were required.

- The nitroguanidine CCV recoveries were within the control limits listed in DoD QSM Table F-2 of 85-115%. The nitrocellulose CCV recoveries were within the control limits listed in DoD QSM Table F-11 of 90-110%.

- Although not required by the DoD QSM, a standard of 3× the DL is required by the FWQAPP. MRL recoveries associated with the sample were within the reasonable control limits of 70-130%.

- Blanks: The method blanks had no target compound detects above the control limits listed in DoD QSM Tables F-2 and F-11 of one-half the LOQ.

- Laboratory Control Samples: No nitroguanidine or nitrocellulose LCS control limits are listed in the DoD QSM; therefore, the laboratory control limits were used to assess the results. All nitroguanidine recoveries were within the control limits of 72-121% for soils. The nitrocellulose recoveries were within the laboratory-established control limits of 34-115% for soils.

- Surrogate Recovery: A surrogate was not required for the analysis of nitroguanidine or nitrocellulose.

- Matrix Spike/Matrix Spike Duplicate: MS/MSD analyses were performed on sample 070SB-0006M-0001-SO for both propellants. The recoveries were within the laboratory-established control limits of 72-121% for nitroguanidine and 34-115% for nitrocellulose. Both RPDs were ≤20%.

- Compound Identification: Compound identification was verified for the sample validated at a Level IV. Review of the sample chromatograms and retention times indicated no problems with target compound identification.

- Compound Quantification and Reported Detection Limits: Compound quantification was verified for those samples validated at a Level IV. The LOQs were supported by the low point of the initial calibration and the laboratory DLs. Any result reported between the DL and the LOQ was qualified as estimated, “J.” Reported nondetects are valid to the LOD.

  Nitroguanidine was not detected in the validated sample; therefore, confirmation analysis was not required.

- System Performance: Review of the raw data indicated no problems with system performance.

- Manual Integrations: Some manual integrations were performed for nitroguanidine. The manual integrations were performed to correct baseline integration. The manual integrations were deemed acceptable by the reviewer.

- Field QC Samples: Field QC samples were evaluated, and if necessary, qualified based on method blanks and other laboratory QC results affecting the usability of the field QC data. Any remaining detects were used to evaluate the associated site samples. Following are findings associated with field QC samples:
    - Field Blanks and Equipment Rinsates: Sample 070-0057-0001-Source Water was identified as the field blank and sample 076-0067-0001-ER was the equipment rinsate associated with the validated site sample. The field blank and equipment rinsate had no target compound detects.
    - Field Duplicates: One field duplicate sample was collected and analyzed for propellants. The RPD criterion in FWQAPP Table 3-1 of ≤50% was only applied when results for common detects were ≥5× the LOQ. In cases where results were <5× the LOQ, the reasonable control limit of ± the LOQ was applied. All results were within the control limits. See Appendix C for a complete comparison of all primary and field duplicate results.

4.2.3 Polychlorinated Biphenyls (PCBs)

A total of 30 primary soil samples and 2 field duplicates samples were analyzed by TA-North Canton for PCBs by USEPA SW-846 Method 8082. A total of 2 primary soil samples were validated at Level IV.

- MDL studies were not evaluated as part of this project.
- Calibration: Calibration criteria listed in the DoD QSM Table F-2 were met.
    - Initial calibration average %RSDs were within the control limit of ≤20%.
    - The second source ICV recoveries were within the control limit of ±20% for all applicable Aroclors.
    - The CCV standard recoveries were within the control limit of ±20%.
    - Although not required by the DoD QSM, a standard of 3× the DL is required by the FWQAPP. MRL standard recoveries were within the reasonable control limit of ±30%.
- Blanks: The method blanks associated with the validated samples had no target compound detects above the control limit listed in the DoD QSM Table F-2, of one-half the LOQ.
- Laboratory Control Samples: Recoveries for Aroclor 1016 and Aroclor 1260 were within the control limits listed in DoD QSM Table G-17.
- Surrogate Recovery: Recoveries were within the control limits listed in DoD QSM Table G-3 of 60-125%.

- Matrix Spike/Matrix Spike Duplicate: MS/MSD analyses were performed on sample 070SS-0006M-0001-SO. Both recoveries for Aroclor 1016 were above the control limits of 40-140%, at 155% and 149%. The parent sample detect for Aroclor 1242 was qualified as estimated, "J," and coded with a "Q" qualification code. Recoveries for Aroclor 1260 were within the control limits listed in DoD QSM Table G-17 and RPDs for both Aroclors were within the control limit listed in the DoD QSM Table F-2 of ≤30%.

- Compound Identification: Compound identification was verified for the validated samples. Review of the sample chromatograms, standards, and retention times indicated no problems with target compound identification.

- Compound Quantification and Reported Detection Limits: Compound quantification was verified for the validated samples. The LOQs were supported by the low point of the initial calibration and the laboratory DLs. Any result reported between the DL and the LOQ was qualified as estimated, "J." Reported nondetects are valid to the LOD.

  Sample 070SS-0006M-0001-SO was analyzed at a 5× dilution for a high concentration of Aroclor 1242. The intercolumn RPD exceeded the control limit of ≤40%; therefore, the result was qualified as estimated, "J," and coded with a "*III" qualification code.

- System Performance: Review of the raw data indicated no problems with system performance.

- Manual Integrations: Some routine manual integrations were performed for the calibration and QC data associated with the sample data, primarily due to poor baseline integration. All manual integrations reviewed at Level IV were deemed appropriate by the reviewer.

- Field QC Samples: Field QC samples were evaluated, and if necessary, qualified based on method blanks and other laboratory QC results affecting the usability of the field QC data. Any remaining detects were used to evaluate the associated site samples. Following are findings associated with field QC samples:

  - Field Blanks and Equipment Rinsates: Sample 070-0057-0001-Source Water was identified as the field blank and sample 076-0067-0001-ER was the equipment rinsate associated with sample 070SS-006M-0001-SO. The field blank and equipment rinsate had no target compound detects. The validated subsurface soil sample had no associated field QC samples.

  - Field Duplicate Samples: Two field duplicate samples were collected and analyzed for PCBs. The RPD criterion in FWQAPP Table 3-1 of ≤50% was only applied when results for common detects were ≥5× the LOQ. In cases where results were <5× the LOQ, the reasonable control limit of ± the LOQ was applied. The result for Aroclor-1242 in pair 070SS-0006M-0001-SO/070SS-0007M-0001-SO was not within ± the LOQ. The remaining results were within the control limits. See Appendix C for a complete comparison of all primary and field duplicate results.

4.2.4 Herbicides

A total of 12 primary soil samples and 2 field duplicate samples were analyzed by TA-North Canton for herbicides by USEPA SW-846 Method 8151. A total of 2 primary soil samples were validated at Level IV.

- MDL studies were not evaluated as part of this project.
- Calibration:
  - Initial calibration average %RSDs were within the DoD QSM Table F-2 control limit of ≤20% or linear regression r^2 values ≥0.990.
  - The second source ICV recoveries were within the DoD QSM Table F-2 control limit of ±20%.
  - The CCV standard recoveries were within the DoD QSM Table F-2 control limit of ±20%.
  - Although not required by the DoD QSM, a standard of 3× the DL is required by the FWQAPP. MRL standard recoveries affecting sample data were within the reasonable control limit of ±30%, with exceptions noted in the table below. The sample results, all nondetects, were qualified as estimated, "UJ," and coded with a "C" qualification code.

Samples qualified for MRL %Recovery outliers		
Analyte	**%Recoveries**	**Qualified Samples**
MCPP	42% / 59%	070SS-0006M-0001-SO
MCPA	48% / 62%	
MCPP	53%	070SB-0044M-0001-SO
MCPA	56%	

- Blanks: The method blanks associated with the validated samples had no target compound detects above the control limit listed in the DoD QSM Table F-2 of one-half the LOQ.
- Laboratory Control Samples: Recoveries were within the control limits listed in DoD QSM Tables G-2 (poor performers) and G-9, or within laboratory-established control limits when no QSM limits were prescribed. Spiked analytes utilizing laboratory established control limits included dalapon (30-122%) and MCPA (25-132%). The reviewer noted MCPP and pentachlorophenol were not included in the LCS.
- Surrogate Recovery: Recoveries for surrogate 2,4-dichlorophenylacetic acid were within the laboratory-established control limits of 1-122%, as no QSM limits were prescribed.
- Matrix Spike/Matrix Spike Duplicate: MS/MSD analyses were performed on samples 070SS-0006M-0001-SO and 070SB-0044M-0001-SO. Recoveries affecting sample data

were within the control limits listed in DoD QSM Tables G-2 (poor performers) and G-9, or within laboratory-established control limits when no QSM limits were prescribed (see Laboratory Control Samples section). Exceptions are noted in the table below. RPDs were within the control limit listed in the DoD QSM Table F-2 of ≤30%. The nondetected parent sample results for the outliers were qualified as estimated, "UJ," and coded with a "Q" qualification code. Pentachlorophenol and MCPP were not spiked in to the MS/MSD.

Samples qualified for MS/MSD %Recovery outliers			
Analyte	**%Recoveries**	**Recovery Limits**	**Qualified Sample(s)**
Dicamba	45% / 51%	55-110%	070SS-0006M-0001-SO
Dichlorprop	57% / 66%	75-140%	

- Compound Identification: Compound identification was verified for the validated samples. Review of the sample chromatograms, standards, and retention times indicated no problems with target compound identification.

- Compound Quantification and Reported Detection Limits: Compound quantification was verified for the validated samples. The LOQs were supported by the low point of the initial calibration and the laboratory DLs. Any result reported between the DL and the LOQ was qualified as estimated, "J." Reported nondetects are valid to the LOD.

- System Performance: Review of the raw data indicated no problems with system performance.

- Manual Integrations: Some routine manual integrations were performed for the calibration and QC data associated with the sample data, primarily to correct baseline integration of pentachlorophenol. All manual integrations reviewed at Level IV were deemed appropriate by the reviewer.

- Field QC Samples: Field QC samples were evaluated, and if necessary, qualified based on method blanks and other laboratory QC results affecting the usability of the field QC data. Any remaining detects were used to evaluate the associated site samples. Following are findings associated with field QC samples:

- Field Blanks and Equipment Rinsates:

    - Field Blanks and Equipment Rinsates: Sample 070-0057-0001-Source Water was identified as the field blank and sample 076-0067-0001-ER was the equipment rinsate associated with sample 070SS-006M-0001-SO. The field blank and equipment rinsate had no target compound detects. The validated subsurface soil sample had no associated field QC samples.

    - Field Duplicate Samples: Two field duplicate samples were collected and analyzed for herbicides. The RPD criterion in FWQAPP Table 3-1 of ≤50% was only applied when results for common detects were ≥5× the LOQ. In cases where results were <5× the LOQ, the reasonable control limit of ± the LOQ was applied. All results

were within the control limits. See Appendix C for a complete comparison of all primary and field duplicate results.

4.2.5 Total Petroleum Hydrocarbons (TPH)

A total of 17 primary soil samples and 2 field duplicate samples were analyzed by TA-North Canton for GRO (C6-C12) and DRO (C10-C20, C20-C34) by USEPA SW-846 Method 8015B. A total of 2 primary soil samples were validated at Level IV.

- MDL studies were not evaluated as part of this project.
- Calibration:
  - Initial calibration average %RSDs were within the DoD QSM Table F-2 vcontrol limit of ≤20% or linear regression r^2 values ≥0.990.
  - The second source ICV recoveries were within the DoD QSM Table F-2 control limit of ±20%.
  - The CCV standard recoveries were within the DoD QSM Table F-2 control limit of ±20%.
  - Although not required by the DoD QSM, a standard of 3× the DL is required by the FWQAPP. MRL standard recoveries affecting sample data were within the reasonable control limit of ±30%, with exception of one recovery of 133% in the beginning MRL associated with the GRO analysis of sample 070SS-0006M-0001-SO. The sample detect was qualified as estimated, “J,” and coded with a “C” qualification code.
- Blanks: The method blanks associated with the validated samples had no target compound detects above the control limit listed in the DoD QSM Table F-2, of one-half the LOQ.
- Laboratory Control Samples: As no QSM limits are prescribed, recoveries were within the laboratory-established control limits of 60-142% for GRO, and 47-138% for DRO.
- Surrogate Recovery: As no QSM limits are prescribed, recoveries were within the laboratory-established control limits of 10-150% for GRO surrogate trifluorotoluene and 10-110% for DRO surrogate n-nonane.
- Matrix Spike/Matrix Spike Duplicate: MS/MSD analyses were performed on samples 070SS-0006M-0001-SO and 070SB-0042M-0001-SO for both GRO and DRO. As no QSM limits are prescribed, the laboratory-established soil control limits of 10-142% for GRO and 10-199% for DRO were applied, and RPDs were evaluated using the control limit listed in the DoD QSM Table F-2 of ≤30%.

The RPD exceeded the control limit for the GRO MS/MSD of sample 070SS-0006M-0001-SO, at 35%, partially due to a difference in spiking amounts; however, when the difference was accounted for in the calculation, the RPD was still above the control limit at 32%. The detected result associated with the RPD outlier was qualified as estimated, "J," and coded with a "Q" qualification code in sample 070SS-0006M-0001-SO. The remaining RPD was within the control limit.

DRO recoveries for the MS/MSD of sample 070SS-0006M-0001-SO were within the laboratory-established control limits of 10-199%, and the RPD was within the control limit of ≤30%. The DRO concentration in parent sample 070SB-0042M-0001-SO exceeded 4× the spiked amount, and the sample and MS/MSD were also analyzed at 10× dilutions; therefore, recoveries were not evaluated.

- Compound Identification: Compound identification was verified for the validated samples. Review of the sample chromatograms, standards, and retention times indicated no problems with target compound identification. The laboratory analyzed for GRO hydrocarbon range C6-C12, and DRO ranges C10-C20 and C20-C34.

- Compound Quantification and Reported Detection Limits: Compound quantification was verified for the validated samples. The DRO analysis of sample 070SB-0042M-0001-SO required a 10× dilution due to high concentrations of both hydrocarbon ranges. The LOQs were supported by the low point of the initial calibration and the laboratory DLs. Any result reported between the DL and the LOQ was qualified as estimated, "J." Reported nondetects are valid to the LOD.

- System Performance: Review of the raw data indicated no problems with system performance.

- Manual Integrations: Some routine manual integrations were performed for some GRO calibration and QC data associated with the sample data, primarily to correct baseline integration of the surrogate trifluorotoluene. All manual integrations reviewed at Level IV were deemed appropriate by the reviewer.

- Field QC Samples: Field QC samples were evaluated, and if necessary, qualified based on method blanks and other laboratory QC results affecting the usability of the field QC data. Any remaining detects were used to evaluate the associated site samples. Following are findings associated with field QC samples:

- Field Blanks and Equipment Rinsates: QC samples:

    - Trip Blanks: The validated samples had no associated trip blanks analyzed for GRO.

    - Field Blanks and Equipment Rinsates: Sample 070-0057-0001-Source Water was identified as the field blank and sample 076-0067-0001-ER was the equipment rinsate associated with sample 070SS-006M-0001-SO. The field blank and

equipment rinsate had detects for C6-C12 below the LOQ; however, the concentrations were not sufficient to qualify site sample results. The validated subsurface soil sample had no associated field QC samples.

- Field Duplicate Samples: Twoe field duplicate sample was collected and analyzed for GRO. The RPD criterion in FWQAPP Table 3-1 of ≤50% was only applied when results for common detects were ≥5× the LOQ. In cases where results were <5× the LOQ, the reasonable control limit of ± the LOQ was applied. Except as noted below, the results were within the control limits. See Appendix C for a complete comparison of all primary and field duplicate results.

SVOC field duplicate outliers				
Primary Sample	**Field Duplicate**	**Analyte**	**RPD**	**W/In LOQ**
070SS-0006M-0001-SO	070SS-0007M-0001-SO	C20-C34	N/A	No
070SB-0042M-0001-SO	070SB-043M-0001-SO	C6-C12	N/A	No

4.2.6 Semivolatile Organic Compounds (SVOCs)

A total of 47 primary soil samples and 4 field duplicate samples were analyzed by TA-North Canton for SVOCs by USEPA Method 8270C. A total of 4 samples were validated at Level IV.

- MDL studies were not evaluated as part of this project.
- GC/MS Tuning: The DFTPP tunes met the method abundance criteria. The samples were analyzed within 12 hours of the DFTPP injection time.
- Calibration: Calibration criteria listed in the DoD QSM Table F-4 were met, with exceptions affecting sample results noted in the tables below.
  - Initial calibration average RRFs and ICV and CCV RRFs were within method control limits of ≥0.050. All initial calibration %RSDs were within the control limits of ≤30% for calibration check compounds (CCCs) and ≤15% for remaining compounds, or linear regression r^2 values ≥0.990.
  - All second source ICV standard recoveries affecting sample data were within the control limit of ±20%, with the exception of the recovery of 73.3% for 3,3'dichlorobenzidine in one ICV associated with sample 070SS-0003M-0001-SO. The nondetected result was qualified as estimated, "UJ," in the sample and coded with a "C qualification code.
  - Continuing calibration %Ds affecting sample data were within the control limit of ≤20%.
  - Although not required by the DoD QSM, a standard of 3× the DL is required by the FWQAPP. MRL standard recoveries were within the reasonable control limit of ±30%, with exceptions noted in the table below. The nondetected results for n-nitrosodiphenylamine were rejected, "R," in the affected samples and remaining

results listed in the table below, all nondetects, were qualified as estimated, "UJ." All qualified results were coded with a "C" qualification code.

Samples qualified for MRL %R outliers		
Analyte	**%R**	**Qualified Samples**
2,4-dinitrophenol	42%	070SS-0003M-0001-SO 070SS-0006M-0001-SO
4,6-dinitro-2-methylphenol	47%	
2,4-dinitrophenol	57%	070SB-0044M-0001-SO 070SB-0046M-0001-SO
benzo(g,h,i)perylene	62%	
n-nitrosodiphenylamine	**0%**	

- Blanks: The method blanks associated with the validated samples had no target compound detects above the control limits listed in DoD QSM Table F-4 of one-half the LOQ for target compounds, and no common laboratory contaminants detected above the LOQ.

- Laboratory Control Samples: Benzoic acid was reported as not detected in one LCS; however, the recovery calculated from the raw data was acceptable. All LCS recoveries were within the control limits listed in DoD QSM Tables G-2 (poor performers) and G-7. The reviewer noted hexachlorocyclopentadiene was not spiked in the LCS.

- Surrogate Recovery: All surrogate recoveries were within the control limits listed in the DoD QSM Tables G-2 (poor performers) or G-3.

- Matrix Spike/Matrix Spike Duplicate: MS/MSD analyses were performed on validated samples 070SS-0006M-0001-SO and 070SB-0044M-0001-SO. Sample 070SB-0044M-0001-SO was analyzed at a 10× dilution; therefore, the recoveries were not evaluated, as the spike was considered diluted out.

  As the spiking level was below the DL for benzoic acid, it was reported as "NC" (not calculated); however, the reviewer-calculated recoveries and RPDs from the MS/MSD concentrations in the raw data were within the control limits. Qualifications were not assigned if recoveries were not outside of control limits in both the MS and MSD; however, if RPDs exceeded the control limit due to inconsistent recoveries, parent sample results were qualified.

  The MS and MSD of sample 070SS-0006M-0001-SO had no recoveries of 4-chloroaniline or 3,3-dichlorobenzidine; therefore, the nondetected results for both compounds were rejected, "R," in the parent sample. Recoveries for 3-nitroaniline were below the control limits of 25-110%, at 16% and 13%. The nondetected result for 3-nitroaniline was qualified as estimated, "UJ," for the recovery outliers. The MSD had no recoveries for 4,6-dinitro-2-methylphenol or 4-nitroaniline, resulting in RPDs of 200%, and the MS recovery for 4-nitroaniline was also below the control limits of 35-115%, at 25%. The nondetected results for 4,6-dinitro-2-methylphenol and 4-nitroaniline were qualified as estimated, "UJ," for the RPD outliers, and 4-nitroaniline was also qualified as estimated, "UJ," for the recoveries. Remaining recoveries were within the control limits

listed in DoD QSM Tables G-2 (poor performers) and G-7. The reviewer noted hexachlorocyclopentadiene was not spiked in the MS/MSD. Remaining RPDs were within the control limit of ≤30% listed in DoD QSM Table F-4. All qualified results were coded with a "Q" qualification code.

- Internal Standards Performance: The internal standard area counts and retention times were within the DoD QSM Table F-4 control limits established by the midpoint initial calibration standard: ±30 seconds for retention times and -50% / +100% for internal standard areas.

- Compound Identification: Compound identification was verified for the samples validated at Level IV. Review of the sample chromatograms, retention times, and spectra indicated no problems with target compound identification.

- Compound Quantification and Reported Detection Limits: Compound quantification was verified for the samples validated at Level IV. The LOQs were supported by the low point of the initial calibration and the laboratory DLs. Any result reported between the DL and the LOQ was qualified as estimated, "J," by the laboratory. Reported nondetects are valid to the LOD.

  The samples had a 2-ml final extract volume, resulting in an effective 2× dilution. Sample 070SS-0006M-0001-SO was analyzed at an additional 5× dilution, and the remaining samples at additional 10× dilutions. The case narratives for these SDGs attributed the dilutions to the nature of the sample matrix; however, as all sample chromatograms were scaled to the large aldol condensate peak (an artifact of the preparation process), the matrix interference cited by the laboratory was not visually apparent.

  Target compounds 2,4-dinitrotoluene, 2,6-dinitrotoluene, and nitrobenzene were reported by both Method 8330B and 8270C in samples 070SS-0006M-0001-SO and 070SB-044M-0001-SO. As there were no detects for these compounds; the reviewer chose to report the results with the lowest LODs. The 8270C results for 2,4-dinitrotoluene and 2,6-dinitrotoluene were rejected, "R," as duplicate data and coded with a "D" qualification code. The 8270C results for nitrobenzene were retained.

  Pentachlorophenol was analyzed both by Method 8270 and Method 8151. As the LOQ for Method 8151 was significantly lower than the Method 8270C LOQ, pentachlorophenol in this analysis was rejected, "R," as duplicate data.

- System Performance: Review of the raw data indicated no problems with system performance.

- Manual Integrations: Some routine manual integrations were performed for the samples, and for calibration and QC data associated with the sample data, primarily due to peaks missed or incorrectly chosen by the data system, or poor baseline integration. All manual integrations reviewed were deemed appropriate by the reviewer.

- Field QC Samples: Field QC samples were evaluated, and if necessary, qualified based on method blanks and other laboratory QC results affecting the usability of the field QC data. Any remaining detects were used to evaluate the associated site samples. Following are findings associated with field QC samples:

  - Field Blanks and Equipment Rinsates: Sample 070-0057-0001-Source Water was identified as the field blank and sample 076-0067-0001-ER was the equipment rinsate associated with samples 070SS-0003M-0001-SO and 070SS-006M-0001-SO. The field blank and equipment rinsate had no target compound detects. The validated subsurface soil samples had no associated field QC samples.

  - Field Duplicate Samples: Four field duplicate samples were collected and analyzed for SVOCs. The RPD criterion in FWQAPP Table 3-1 of ≤50% was only applied when results for common detects were ≥5× the LOQ. In cases where results were <5× the LOQ, the reasonable control limit of ± the LOQ was applied. Except as noted below, the results were within the control limits. See Appendix C for a complete comparison of all primary and field duplicate results.

SVOC field duplicate outliers				
Primary Sample	**Field Duplicate**	**Analyte**	**RPD**	**W/In LOQ**
070SS-0006M-0001-SO	070SS-0007M-0001-SO	Pyrene	53%	N/A
		Benzo(a)anthracene	N/A	No
		Benzo(a)pyrene	N/A	No
		Benzo(g,h,i)perylene	N/A	No
		Fluorene	N/A	No
070SB-0042M-0001-SO	070SB-043M-0001-SO	Acenaphthene	N/A	No
		Chrysene	N/A	No

4.2.7 Volatile Organic Compounds (VOCs)

A total of 17 primary soil samples and 2 field duplicate samples were analyzed by TA-North Canton for volatile compounds by USEPA Method 8260B. A total of 2 primary soil sample was validated at Level IV.

- MDL studies were not evaluated as part of this project.

- GC/MS Tuning: The BFB tunes met the method abundance criteria. The samples were analyzed within 12 hours of the BFB injection time.

- Calibration: Calibration criteria listed in DoD QSM Table F-4 were met, with exceptions noted below.

  - Initial calibration average RRFs and ICV and CCV RRFs were within the control limits of ≥0.30 for chlorobenzene and 1,1,2,2-tetrachloroethane, and ≥0.10 for chloromethane, bromoform, and 1,1-dichloroethane.

  - All initial calibration %RSDs were within the method control limits of ≤30% for the CCCs and ≤15% for remaining compounds, or linear regression r^2 values ≥0.990.

- All second source initial calibration verification standard recoveries were within the control limit of ±20%.

- Continuing calibration %Ds affecting validated sample data were within the method control limit of ≤20%.

- Although not required by the DoD QSM, a standard of 3× the DL is required by the FWQAPP. MRL standard recoveries affecting sample data were within the reasonable control limit of ±30%, with exceptions listed in the table below. The sample results, all nondetects, were qualified as estimated, "UJ," and coded with a "C" qualification code.

Samples qualified for MRL recovery outliers		
Analyte	**% Recovery**	**Qualified Sample(s)**
Acetone	58%	070SS-0006M-0001-SO
2-Hexanone	68%	070SB-0044M-0001-SO

- Blanks: The method blanks associated with the validated samples had no target compound detects above the control limits listed in DoD QSM Table F-4 of one-half the LOQ, and no common laboratory contaminants detected above the LOQ, with exceptions affecting sample data listed in the table below. As the sample detects were below the LOQ, results were qualified as nondetected, "U," at the LOQ and coded with a "B" qualification code.

Samples qualified for method blank contamination				
Analyte	**Method Blank Concentration**	**Sample Result (µg/Kg)**	**LOQ (µg/Kg)**	**Associated Sample**
2-Hexanone	2.37(J) µg/Kg	1.8(J)	23	070SS-0044M-0001-SO
Methyl isobutyl ketone	1.41(J) µg/Kg	1.3(J)	23	

- Laboratory Control Samples: LCS/LCSD recoveries were within the control limits listed in DoD QSM Table G-4, and RPDs were within the QSM Table F-4 control limit of ≤30%.

- Surrogate Recovery: Surrogate recoveries affecting sample data were within the control limits listed in DoD QSM Table G-3, with the exception of BFB recovered below the control limits of 85-120% in both samples, at 75% in sample 070SS-0006M-0001-SO and 72% in sample 070SB-0044M-0001-SO. Results in both samples were qualified as estimated, "J," for detects, and "UJ," for nondetects. The qualified results were coded with an "S" qualification code. The MSD analysis of 070SB-0044M-0001-SO had a similar recovery for BFB, suggesting a matrix effect on the surrogate; however, the remaining MS and MSD analyses of both samples were within the control limits.

- Matrix Spike/Matrix Spike Duplicate: MS/MSD analyses were performed on both validated samples. The MSD of sample 070SS-0006M-0001-SO had recoveries below the control limits of 75-125% for chlorobenzene (69%), ethylbenzene (74%), and styrene (67%); however, qualifications were not assigned if recoveries were not out of control

limits in both the MS and MSD. The laboratory also reported 14 RPDs above the control limit of ≤30% for the MS/MSD of 070SS-0006M-0001-SO; however, the reviewer determined the outliers were due to an approximately 16% difference in spike amounts based on the difference in sample weight. With the disparity of spike amounts taken into account, all RPDs were within the control limit.

All recoveries for 070SB-044M-0001-SO MS/MSD were within the control limits listed in DoD QSM Table G-4 and RPDs were within the control limit listed in DoD QSM Table F-4, with the exception of the RPD for 1,1,2,2-tetrachloroethane, of 57%. The RPD outlier was not due to a disparity in spike amount. The nondetected parent sample result for 1,1,2,2-tetrachloroethane was qualified as estimated, "UJ," and coded with a "Q" qualification code.

- Internal Standards Performance: The internal standard area counts and retention times were within DoD QSM Table F-4 control limits established by the midpoint initial calibration standard: ±30 seconds for retention times and -50% / +100% for internal standard areas.

- Compound Identification: Compound identification was verified for the validated samples. Review of the sample chromatograms, retention times, and spectra indicated no problems with target compound identification.

- Compound Quantification and Reported Detection Limits: Compound quantification was verified for the samples validated at a Level IV. The LOQs were supported by the low point of the initial calibration and the laboratory DLs. Any result reported between the DL and the LOQ was qualified as estimated, "J," by the laboratory. Reported nondetects are valid to the LOD.

- System Performance: Review of the raw data indicated no problems with system performance.

- Manual integrations: Manual integrations were not performed for the validated samples or for associated calibration and QC samples.

- Field QC Samples: Field QC samples were evaluated, and if necessary, qualified based on method blanks and other laboratory QC results affecting the usability of the field QC data. Any remaining detects were used to evaluate the associated site samples. Following are findings associated with field QC samples:

    - Trip Blanks: The trip blanks associated with the validated samples in this SDG had no reportable detects.

    - Field Blanks and Equipment Rinsates: Sample 070-0057-0001-Source Water was identified as the field blank and sample 076-0067-0001-ER was the equipment rinsate associated with sample 070SS-006M-0001-SO. The field blank had detects below the LOQ for acetone, bromodichloromethane, toluene,

dibromochloromethane, 2-butanone, and chloroform, and the equipment rinsate also had a detect below the LOQ for chloroform; however, none of the field QC contaminants were present in the site sample. The validated subsurface soil sample had no associated field QC samples.

- Field Duplicate Samples: Two field duplicate samples were collected and analyzed for VOCs. The RPD criterion in FWQAPP Table 3-1 of ≤50% was only applied when results for common detects were ≥5× the LOQ. In cases where results were <5× the LOQ, the reasonable control limit of ± the LOQ was applied. All results were within the control limits. See Appendix C for a complete comparison of all primary and field duplicate results.

4.2.8 Metals

A total of 22 primary soil samples and 2 field duplicate samples were analyzed by TA-North Canton for metals by USEPA Methods 6020 and 7471A. A total of 2 primary soil samples were validated at Level IV.

- MDL studies were not evaluated as part of this project.
- Calibration: Except as noted below, calibration criteria were met.
  - As per DoD QSM Table F-8, the mass calibrations were ≤0.1 atomic mass units (amu) of the true values and the resolutions were <0.9 amu at full width at 10% peak height. Except as noted below, the %RSDs were within the control limit listed in the DoD QSM Table F-8 of ≤5%. The detected results listed in the table below were qualified as estimated, "J," and were coded with an "M" qualification code.

Samples qualified for tune %RSD outliers		
Analyte	**%RSD**	**Qualified Samples**
^{78}Selenium	20.43	070SS-0006M-0001-SO
^{137}Barium	24.31	070SB-044M-0001-SO
^{138}Barium	9.85	070SB-044M-0001-SO

  - Initial calibration: Linear regression r-values were within the control limit listed in the DoD QSM Tables F-7 and F-8 of ≥0.995.
  - The ICPMS ICV and CCV recoveries were within the control limits listed in DoD QSM Table F-8 of 90-110%. The mercury ICV and CCV recoveries were within the control limits listed in DoD QSM Table F-7 of 90-110% and 80-120%, respectively.
  - CRI/MRL recoveries affecting sample results were within the control limits listed in DoD QSM Tables F-7 and F-8 of 80-120%.
- Blanks: Method blanks had no applicable detects above the control limits listed in DoD QSM Tables F-7 and F-8 of one-half the LOQ or greater than one-tenth the amount

measured in any sample. CCBs had no detects above the control limit listed in DoD QSM Tables F-7 and F-8 of greater than the LOD.

- Interference Check Samples: ICPMS interference check sample A (ICSA) and AB (ICSAB) recoveries were within the control limits listed in DoD QSM Table F-8 of 80-120%. Selenium was detected in the ICSA associated with 070SB-044M-0001-SO at 1.15 µg/L. As the interferents were present in the sample at concentrations similar to the ICSA, selenium detected in 070SB-044M-0001-SO was qualified as estimated with a potential positive bias, "J+," and the qualified result was coded with an "I" qualification code. There were no analytes affecting sample results detected in the ICSA above the control limit listed in DoD QSM Table F-8 of >LOD.

- Laboratory Control Samples: The recoveries were within the control limits listed in DoD QSM Table G-19 of 80-120%. All 6020 RPDs were within the control limit listed in DoD QSM Table F-8 of ≤20%.

- Laboratory Duplicates: Laboratory duplicate analyses were performed on 070SS-0006M-0001-SO for all analytes. Except for the analytes listed below, RPDs were within the control limits listed in DoD QSM Tables F-7 and F-8 of ≤20%. Results listed below were qualified as estimated, "J," and were coded with an "E" qualification code.

Samples qualified for laboratory duplicate outliers		
Analyte	**RPD**	**Qualified sample**
Chromium	42%	070SS-0006M-0001-SO
Cadmium	41%	070SS-0006M-0001-SO
Lead	94%	070SS-0006M-0001-SO

- Matrix Spike/Matrix Spike Duplicate: Except as noted below, recoveries were within the control limits listed in DoD QSM Table G-19 of 80-120%. Matrix spike control limits were not applied when the native sample concentration exceeded the spiked amount by a factor of four or more.

  The results listed in the table below, all detects, were qualified as estimated, "J," and coded with a "Q" qualification code. When no other qualifications with conflicting bias were assigned to a result, detected results with low recoveries were assigned a negative bias, "J-," and detected results with high recoveries were assigned a positive bias, "J+."

Samples qualified for matrix spike recovery outliers		
Parent Sample	**Analyte**	**%R**
070SS-0006M-0001-SO	Antimony	19%
	Chromium	72%
	Potassium	136%
	Selenium	79%
	Vanadium	130%

- Serial Dilution: Except as noted below, serial dilution %Ds were within the control limits listed in DoD QSM Table F-8 of ≤10%. The serial dilution control limit is only applicable when the original sample concentration is minimally ≥50× the LOQ.

  Results listed in the table below were qualified as estimated, "J." The qualified results were coded with an "A" qualification code.

Samples qualified for serial dilution %D outliers			
Parent Sample	**Analyte**	**%Ds**	**Qualified Samples**
070SS-0006M-0001-SO	Copper	15%	070SS-0006M-0001-SO
	Lead	12%	
	Nickel	11%	

- Internal Standards: All ICPMS sample internal standards intensities were within 30-120% of those in the ICV, as per the DOD QSM Table F-8. Yttrium (^{89}Y) was spiked into the QC samples but not the site samples.

- Sample Result Verification: For Level IV validation, calculations were verified and the sample results reported on the sample result summary were verified against the raw data. Manganese in sample 070SS-0006M-0001-SO was reported from a 5× dilution. Any result reported between the DL and the LOQ was qualified as estimated, "J." Reported nondetects are valid to the LOD.

  Due to instrument limitations, the mercury raw data did not list the sample absorbances; therefore, the reviewer was not able to calculate the sample results from the raw data. Additionally, the ICP-MS raw data did not list absorbances for the ICV, CCV, ICSAB, and MRL samples, and the %R was listed instead of the sample concentrations.

- Manual Integrations: No manual integrations were noted in the mercury analyses.

- Field QC Samples: Field QC samples were evaluated, and if necessary, qualified based on method blanks and other laboratory QC results affecting the usability of the field QC data. Any remaining detects were used to evaluate the associated site samples. Following are findings associated with field QC samples:

  - Field Blanks and Equipment Rinsates: Sample 070-0057-0001-Source Water was identified as the field blank and sample 076-0067-0001-ER was the equipment rinsate associated with sample 070SS-006M-0001-SO. The validated subsurface soil sample had no associated field QC samples. Sodium was detected at 1600 µg/L in 070-0057-0001-Source Water; therefore, sodium detected in 070SS-0006M-0001-SO was qualified as nondetected, "U," at the level of contamination. The qualified result was coded with an "F" qualification code. There were other detects in the field QC samples, but non at sufficient concentration to qualify the associated sample.

  - Field Duplicate Samples: A total of two field duplicate samples were collected and analyzed for metals. The RPD criterion in FWQAPP Table 3-1 of ≤50% was only

applied when results for common detects were ≥5× the LOQ. In cases where results were <5× the LOQ, the reasonable control limit of ± the LOQ was applied. The results for beryllium in pair 070SB-046M-0001-SO.070SB-047M-0001-SO were not within ± the LOQ. The remaining results were within the control limits. See Appendix C for a complete comparison of all primary and field duplicate results.

4.3 Data Usability

According to the Draft Site Inspection Report prepared by ECC, the field completeness was 100%.

Four data points were rejected for poor MS/MSD recoveries or calibration outliers. In instances where a data point had multiple results, the reviewer chose the most technically sound result to report and rejected the remaining data points. These rejected data points do not affect data quality or usability and are not included in the table below. Data with LODs or DLs that exceeded the established criteria and data estimated for quality control outliers or for detects between the DL and the LOQ were included in the table below for informational purposes only.

Table 10. Analytical completeness for RVAAP-70 validated primary data

			Number of Results					Percent Complete
Analysis	**Samples Analyzed**	**Analytes per Sample**	**Total**	**Rejected**	**LODs/DLs Exceeding Criteria**	**Estimated for QC Outliers**	**Estimated for Detects <LOQ**	
Explosives*	2	16	30	0	0/0	5	0	100%
Nitroguanidine	1	1	1	0	0/0	0	0	100%
Nitrocellulose	1	1	1	0	0/0	0	1	100%
Herbicides	2	11	22	0	0/0	6	0	100%
PCBs	2	7	14	0	0/0	1	1	100%
SVOCs*	4	66	258	4	12/12	11	4	98.4%
VOCs	2	36	72	0	0/0	72	4	100%
TPH	2	3 or 1	5	0	0/0	1	0	100%
Metals	2	23	42	0	0/0	11	6	100%
		Totals	**445**	**4**	**12/12**	**107**	**16**	**99.1%**

*Results rejected as duplicate data do not appear in the Total Analyte count.

The analytical completeness goal for the project established in the FWQAPP was 90% for each method. The completeness goal was met for all analyses.

4.4 Primary and Field Duplicate Comparison Summary

Primary and field duplicate sample comparisons were considered to be in good agreement as only 2.5% of the field duplicate pair results were above the FWQAPP control limit of 50% or +/- the LOQ for results below 5× the LOQ.

Of the eleven outliers, seven were in pair 070SS-0006M-0001-SO/070SS-0007M-0001-SO, with five of the outliers for SVOCs. All comparison results are presented in Appendix C. A summary of the field duplicate results is presented in the table below. Please note that rejected results were not assessed and the rejected analytes do not appear in the "Total Analytes" field.

Table 11. RVAAP-70 primary/field duplicate sample comparison summary

Method	Primary/Field Duplicate Pairs	Number of Analytes	Total Analytes	Results within control limits	Results above control limit
Explosives*	16	1	15	15	0
Nitroguanidine	1	1	1	1	0
Nitrocellulose	1	1	1	1	0
Herbicides	11	2	22	22	0
PCBs	7	2	14	13	1
SVOCs*	66	4	254	247	7
VOCs	36	2	72	72	0
TPH	2	2 or 3	5	3	2
Metals	23	2	46	45	1

*Results rejected as duplicate data do not appear in the Total Analyte count

4.5 Specific Data Concerns

Specific concerns regarding the data are noted below:

- Due to instrument limitations, the mercury raw data did not list the sample absorbances; therefore, the reviewer was not able to calculate the sample results from the raw data. Additionally, the ICP-MS raw data did not list absorbances for the ICV, CCV, ICSAB, and MRL samples, and the %R was listed instead of the sample concentrations.

In order to avoid repetition of the issues noted above, the following actions should be taken:

- MEC^X recommends the laboratory be requested to alter the IPCMS and mercury instrument set up in order to report mercury and ICPMS raw absorbances and ICPMS ICV, CCV, ICSAB, and MRL concentrations.

5 BARN NUMBER 5 PETROLEUM RELEASE, RVAAP-71

5.1 Current Investigation

ECC completed an SI at the Barn Number 5 Petroleum Release Site (RVAAP-71). This work was carried out in accordance with the *Final Site Inspection/Remedial Investigation Work Plan Addendum for CC RVAAP-71 and CC RVAAP-83* (ECC 2013). The SI for RVAAP-71 was conducted in accordance with the *Interim Final Guidance for Performing Site Inspections Under Comprehensive Environmental Response, Compensation, and Liability Act (CERCLA)* (USEPA 1992).

In 1964, a gasoline release from a broken underground pipeline occurred in the vicinity of Barn Number 5. As the HHR (ECC, 2012) found no records indicating environmental sampling had been conducted at the site, RVAAP-71 was identified as a candidate for further investigation. Contaminants released at RVAAP-71 were petroleum-related chemicals and were primarily gasoline range hydrocarbons associated with the former buried gasoline pipeline. The HRR evaluation determined there were no historic uses or potential environmental concerns at this site with respect to possible HTRW and/or MEC issues (ECC 2012).

The data validated in this report are part of the initial intrusive SI at RVAAP-71 conducted to assess the potential presence of contamination. The sample counts, samples selected for data validation, and the field duplicates are presented in the tables below.

Table 12. Total sample count for RVAAP-71

Matrix	Primary Samples	Field Duplicates	Split Samples	Explosives	Propellants	PCBs	Pesticide	SVOCs	TPHs	VOCs	Metals
Soil	17	2	4	2	2	2	2	17	17	17	17

Table 13. RVAAP-71 validated samples and methods

Sample ID	SDG	Matrix	Collected	Explosives	Propellants	PCBs	SVOCs	TPHs	VOCs	Metals
071SB-0013M-0001-SO	99236	Soil	8/13/2013				x	x	x	x
071SB-0017M-0001-SO	99236	Soil	8/13/2013	x	x	x				
071SB-0018M-001-SO	99236	Soil	8/13/2013				x	x	x	x

Table 14. RVAAP-71 field duplicate samples

Duplicate Sample ID	Parent Sample
071SB-0014M-0001-SO	071SB-0013M-0001-SO
071SB-0019M-0001-SO	071SB-0018M-0001-SO

5.1.1 Sample Collection

The chains-of-custody were appropriately signed and dated by field and laboratory personnel. Custody seals were intact. The following sample collection issues were noted.

- Two trip blanks were shipped with the samples but were not listed on the chains-of-custody.
- The collection dates for all samples were listed as 2012. The laboratory entered the collection dates correctly, as 2013.

5.1.2 Data Completeness

Data completeness for the project described in this report was found to be generally acceptable as no deliverables were missing from the SDGs reviewed.

5.1.3 Preservation and Holding Time Requirements

The sample coolers were received with temperatures within the control limit of 4 ±2°C. All method preservation requirements were met. All holding times, as listed in Table 4, were met.

5.1.4 Detection Limit Requirements

LODs and DLs for nondetected analytes were compared against the most stringent CUGs listed in Tables 5-8, 5-9, and 5-10 of *Final Facility-Wide Human Health Cleanup Goals for the Ravenna Army Ammunition Plant* (2010) or the RSLs if no CUG was listed. No LODs or DLs exceeded criteria.

5.2 RVAAP-71 Data Quality Evaluation

This section summarizes the data quality of validated samples for each analytical method evaluated.

5.2.1 Explosives

A total of 2 primary soil samples were analyzed by CT for explosives by USEPA SW-846 Method 8330B. A single primary soil sample was validated at Level IV.

- MDL studies were not evaluated as part of this project.
- Calibration:
  - The primary column correlation coefficients were within the control limit listed in DoD QSM Table F-3 of ≤15%, or the linear regression r values were ≥0.990.
  - The second source initial calibration verification standard recoveries were within the control limit listed in DoD QSM Table F-3 of ±20%.

- The CCV standard %Ds were within the control limits listed in DoD QSM Table F-3 of ±20%.

- Although not required by the DoD QSM, a standard of 3× the DL is required by the FWQAPP. The MRLs associated with the sample had low recoveries for 4-amino-2,6-dinitrotoluene (68% and 60%) and 2-nitrotoluene (57%); therefore, the nondetected results for these compounds were qualified as estimated, "UJ," in 071SB-0017M-0001-SO. The qualified results were coded with a "C" qualification code. The remaining MRL standard recoveries were within the reasonable control limits of 70-130%.

- Blanks: The method blank associated with the validated sample had no target compound detects above the control limit listed in DoD QSM Table F-3 of one-half the LOQ.

- Laboratory Control Samples: Recoveries were within the control limits listed in DoD QSM Tables G-2 and G-13 and within the reasonable laboratory control limits for nitroglycerin (66-130%) and PETN (65-134%).

- Surrogate Recovery: As no surrogate control limit was listed in the DoD QSM, surrogate recoveries were assessed against the reasonable laboratory-established control limits of 74-134%. Recoveries were within the control limits.

- Matrix Spike/Matrix Spike Duplicate: No MS/MSD analyses were performed on the validated sample. Method accuracy was evaluated based on LCS results.

- Compound Identification: Compound identification was verified for the sample validated at a Level IV. Review of sample chromatograms and retention times indicated no problems with target compound identification.

- Compound Quantification and Reported Detection Limits: As no target compounds were detected in the sample validated at Level IV, compound quantification was verified for a portion of the LCS results. The LOQs were supported by the low point of the initial calibration and the laboratory DLs. Any result reported between the DL and the LOQ was qualified as estimated, "J." Reported nondetects are valid to the LOD.

  Confirmation analyses were performed; however, no compounds were confirmed.

- System Performance: Review of the raw data indicated no problems with system performance.

- Manual Integrations: Some manual integrations were performed for the initial calibrations and low-level CCVs. All manual integrations were performed in order to report incompletely resolved peaks or to account for baseline anomalies and were deemed acceptable by the reviewer.

- Field QC Samples: Field QC samples were evaluated, and if necessary, qualified based on method blanks and other laboratory QC results affecting the usability of the field QC data. Any remaining detects were used to evaluate the associated site samples. Following are findings associated with field QC samples:
    - Field Blanks and Equipment Rinsates: The site sample had no associated field blank or equipment rinsate samples.
    - Field Duplicates: No explosive field duplicate samples were collected for RVAAP-71.

5.2.2 Propellants

Nine primary soil samples were analyzed by CT for nitroguanidine by USEPA SW-846 Method 8330 and for nitrocellulose by laboratory SOP WS-WC-0050. One primary soil sample was validated at Level IV.

- MDL studies were not evaluated as part of this project.
- Calibration:
    - The nitroguanidine and nitrocellulose correlation coefficients were within the control limit listed in the DoD QSM Tables F-2 and F-11 of ≥0.995.
    - The nitroguanidine second source ICV recovery was within the control limits listed in DoD QSM Table F-2 of 85-115%. The nitrocellulose ICV recoveries were within the control limits listed in DoD QSM Table F-11 of 90-110%.
    - The nitroguanidine CCV recoveries were within the control limits listed in DoD QSM Table F-2 of 85-115%. The nitrocellulose CCV recoveries were within the control limits listed in DoD QSM Table F-11 of 90-110%.
    - Although not required by the DoD QSM, a standard of 3× the DL is required by the FWQAPP. MRL recoveries associated with the sample were within the reasonable control limits of 70-130%.
- Blanks: The method blanks had no target compound detects above the control limits listed in DoD QSM Tables F-2 and F-11 of one-half the LOQ.
- Laboratory Control Samples: No nitroguanidine or nitrocellulose LCS control limits are listed in the DoD QSM; therefore, the laboratory control limits were used to assess the results. All nitroguanidine recoveries were within the control limits of 37-134% for soils. The nitrocellulose recoveries were within the laboratory-established control limits of 63-130% for soils.
- Surrogate Recovery: The nitroguanidine surrogate recovery was within the laboratory control limits of 50-150%. A surrogate was not required for the analysis of nitrocellulose.

- Matrix Spike/Matrix Spike Duplicate: No MS/MSD analyses were performed on the validated sample. Method accuracy was evaluated based on LCS results.

- Compound Identification: Compound identification was verified for the sample validated at a Level IV. Review of the sample chromatograms and retention times indicated no problems with target compound identification.

- Compound Quantification and Reported Detection Limits: Compound quantification was verified for those samples validated at a Level IV. The LOQs were supported by the low point of the initial calibration and the laboratory DLs. Any result reported between the DL and the LOQ was qualified as estimated, "J." Reported nondetects are valid to the LOD.

  Nitroguanidine was not detected in the validated sample; therefore, confirmation analysis was not required.

- System Performance: Review of the raw data indicated no problems with system performance.

- Manual Integrations: Some manual integrations were performed for nitroguanidine. The manual integrations were performed to correct baseline integration. The manual integrations were deemed acceptable by the reviewer.

- Field QC Samples: Field QC samples were evaluated, and if necessary, qualified based on method blanks and other laboratory QC results affecting the usability of the field QC data. Any remaining detects were used to evaluate the associated site samples. Following are findings associated with field QC samples:

  - Field Blanks and Equipment Rinsates: The site sample had no associated field blank or equipment rinsate samples.

  - Field Duplicates: No propellant field duplicate samples were collected for Site 71.

5.2.3 Polychlorinated Biphenyls (PCBs)

A total of 2 primary soil samples were analyzed by CT for PCBs by USEPA SW-846 Method 8082. A single primary soil sample was validated at Level IV.

- MDL studies were not evaluated as part of this project.

- Calibration: Calibration criteria listed in the DoD QSM Table F-2 were met.

  - Initial calibration average %RSDs were within the control limit of ≤20%.

  - The second source ICV recoveries were within the control limit of ±20% for all applicable Aroclors.

  - The CCV standard recoveries were within the control limit of ±20%.

  - Although not required by the DoD QSM, a standard of 3× the DL is required by the FWQAPP. MRL standard recoveries were within the reasonable control limit of ±30%.

- Blanks: The method blank associated with the validated sample had no target compound detects above the control limit listed in the DoD QSM Table F-2, of one-half the LOQ.

- Laboratory Control Samples: Recoveries for Aroclor 1016 and Aroclor 1260 were within the control limits listed in DoD QSM Table G-17.

- Surrogate Recovery: Recoveries were within the control limits listed in DoD QSM Table G-3 of 60-125%.

- Matrix Spike/Matrix Spike Duplicate: No MS/MSD analyses were performed on the validated sample. Method accuracy was evaluated based on LCS results.

- Compound Identification: Compound identification was verified for the validated sample. Review of the sample chromatograms, standards, and retention times indicated no problems with target compound identification.

- Compound Quantification and Reported Detection Limits: Compound quantification was verified for the validated sample. The LOQs were supported by the low point of the initial calibration and the laboratory DLs. Any result reported between the DL and the LOQ was qualified as estimated, "J." Reported nondetects are valid to the LOD.

- System Performance: Review of the raw data indicated no problems with system performance.

- Manual Integrations: Manual integrations were not performed for the validated samples or associated calibration and QC.

- Field QC Samples: Field QC samples were evaluated, and if necessary, qualified based on method blanks and other laboratory QC results affecting the usability of the field QC data. Any remaining detects were used to evaluate the associated site samples. Following are findings associated with field QC samples:

  - Field Blanks and Equipment Rinsates: The site sample had no associated field blank or equipment rinsate samples.

  - Field Duplicates: No field duplicate samples were collected from Site 71 for PCBs.

5.2.4 Total Petroleum Hydrocarbons (TPH)

A total of 17 primary soil samples and 2 field duplicate samples were analyzed by CT for GRO and DRO by USEPA SW-846 Method 8015B. A total of 2 primary soil samples were validated at Level IV.

- MDL studies were not evaluated as part of this project.
- Calibration: Calibration criteria listed in the DoD QSM Table F-2 were met.
    - Initial calibration average %RSDs were within the control limit of ≤20% or linear regression r^2 values ≥0.990.
    - The second source ICV recoveries were within the control limit of ±20%.
    - The CCV standard recoveries affecting sample data were within the control limit of ±20%.
    - Although not required by the DoD QSM, a standard of 3× the DL is required by the FWQAPP. MRL standard recoveries were within the reasonable control limit of ±30%.
- Blanks: The method blanks associated with the validated samples had no target compound detects above the control limit listed in the DoD QSM Table F-2, of one-half the LOQ.
- Laboratory Control Samples: As no QSM limits are prescribed, recoveries were assessed against the laboratory-established control limits of 60-142% for GRO and 47-138% for DRO. All recoveries were within the control limits.
- Surrogate Recovery: As no QSM limits are prescribed, the recoveries were assessed against the laboratory-established control limits of 10-150% for GRO surrogate trifluorotoluene and 10-110% for DRO surrogate n-nonane. All recoveries were within the control limits.
- Matrix Spike/Matrix Spike Duplicate: MS/MSD analyses were not performed on a validated sample. Evaluation of method accuracy was based on the LCS results.
- Compound Identification: Compound identification was verified for the validated samples. Review of the sample chromatograms, standards, and retention times indicated no problems with target compound identification.
- Compound Quantification and Reported Detection Limits: Compound quantification was verified for the validated samples. The LOQs were supported by the low point of the initial calibration and the laboratory DLs. Any result reported between the DL and the LOQ was qualified as estimated, “J.” Reported nondetects are valid to the LOD.
- System Performance: Review of the raw data indicated no problems with system performance.
- Manual Integrations: Manual integrations were not performed for the validated samples or associated calibration and QC.

- Field QC Samples: Field QC samples were evaluated, and if necessary, qualified based on method blanks and other laboratory QC results affecting the usability of the field QC data. Any remaining detects were used to evaluate the associated site samples. Following are findings associated with field QC samples:

- Field Blanks and Equipment Rinsates: QC samples:

  - Trip Blanks: The GRO analysis was not requested for the trip blanks associated with the validated samples.

  - Field Blanks and Equipment Rinsates: The site sample had no associated field blank or equipment rinsate samples.

  - Field Duplicate Samples: Two field duplicate samples were collected and analyzed for TPH. The RPD criterion in FWQAPP Table 3-1 of ≤50% was only applied when results for common detects were ≥5× the LOQ. In cases where results were <5× the LOQ, the reasonable control limit of ± the LOQ was applied. All results were within the control limits. See Appendix C for a complete comparison of all primary and field duplicate results.

5.2.5 Semivolatile Organic Compounds (SVOCs)

A total of 17 primary soil samples and 2 field duplicate samples were analyzed by CT for SVOCs by USEPA Method 8270D. A total of 2 primary soil samples were validated at Level IV.

- MDL studies were not evaluated as part of this project.

- GC/MS Tuning: The DFTPP tunes met the method abundance criteria. The samples were analyzed within 12 hours of the DFTPP injection time.

- Calibration: Calibration criteria listed in the DoD QSM Table F-4 were met, with exceptions affecting sample results noted in the tables below.

  - Initial calibration average RRFs and ICV and CCV RRFs were within method control limits of ≥0.050 for SPCCs. All initial calibration %RSDs were within the control limits of ≤30% for CCCs and ≤15% for remaining compounds, or linear regression r^2 values ≥0.990, with the exception of %RSDs for benzyl alcohol at 15.2%, benzoic acid at 17.7%, and hexachlorocyclopentadiene at 15.5%. Retained results for the %RSD outliers, all nondetects, were qualified as estimated, “UJ,” in the samples. The qualified results were coded with a “C” qualification code.

  - All second source ICV standard recoveries affecting sample data were within the control limit of ±20%.

  - Continuing calibration %Ds affecting sample data were within the control limit of ≤20%.

- o Although not required by the DoD QSM, a standard of 3× the DL is required by the FWQAPP. MRL standard recoveries affecting validated sample data were within the reasonable control limit of ±30%, with the exception of no recovery of benzyl alcohol and a recovery of 60% for 4,6-dinitro-2-methylphenol in the closing MRL. The nondetected results for benzyl alcohol were rejected, "R," and the results for 4,6-dinitro-2-methylphenol were qualified as estimated, "UJ," in samples 071SB-0013M-0001-SO and 071SB-0018M-0001-SO. Qualified results were coded with a "C" qualification code.

- Blanks: The method blanks associated with the validated samples had no target compound detects above the control limits listed in DoD QSM Table F-4 of one-half the LOQ for target compounds, and no common laboratory contaminants detected above the LOQ, with exceptions listed in the table below. Results listed in the table below were qualified as nondetected, "U," at the LOD if detected below the LOD, or at the level of contamination if detected above. Qualified results were coded with a "B" qualification code.

Sample	Analyte	Method Blank (µg/Kg)	Sample (µg/Kg)	LOD (µg/Kg)
071SB-0013M-0001-SO	Benzo(a)anthracene	0.45	0.90	0.82
	Phenanthrene	0.97	4.0	0.82
071SB-0018M-0001-SO	Benzo(a)anthracene	0.45	1.2	0.82
	Naphthalene	0.35	0.35	0.82
	Phenanthrene	.097	4.7	0.82

- Laboratory Control Samples: All LCS recoveries affecting sample data were within the control limits listed in DoD QSM Tables G-2 (poor performers) and G-7.

- Surrogate Recovery: All surrogate recoveries were within the control limits listed in the DoD QSM Tables G-2 (poor performers) or G-3.

- Matrix Spike/Matrix Spike Duplicate: MS/MSD analyses were not performed on a validated sample. Evaluation of method accuracy was based on the LCS results.

- Internal Standards Performance: The internal standard area counts and retention times were within the DoD QSM Table F-4 control limits established by the midpoint initial calibration standard: ±30 seconds for retention times and -50% / +100% for internal standard areas.

- Compound Identification: Compound identification was verified for the samples validated at Level IV. Review of the sample chromatograms, retention times, and spectra indicated no problems with target compound identification.

- Compound Quantification and Reported Detection Limits: Compound quantification was verified for the samples validated at Level IV. The LOQs were supported by the low point of the initial calibration and the laboratory DLs. Any result reported between the DL and

the LOQ was qualified as estimated, "J," by the laboratory. Reported nondetects are valid to the LOD.

- System Performance: Review of the raw data indicated no problems with system performance.

- Manual Integrations: Some routine manual integrations were performed for calibration and QC data associated with the sample data, primarily to correct the integration of improperly split peaks, or to correct poor baseline integration. The manual integrations reviewed were deemed appropriate by the reviewer.

- Field QC Samples: Field QC samples were evaluated, and if necessary, qualified based on method blanks and other laboratory QC results affecting the usability of the field QC data. Any remaining detects were used to evaluate the associated site samples. Following are findings associated with field QC samples:

    - Field Blanks and Equipment Rinsates: The site samples had no associated field blank or equipment rinsate samples.

    - Field Duplicate Samples: A total of 2 soil field duplicate samples were collected and analyzed for SVOCs. The RPD criterion in FWQAPP Table 3-1 of ≤50% for soil samples was only applied when results for common detects were ≥5× the LOQ. In cases where results were <5× the LOQ, the reasonable control limit of ± the LOQ was applied. The result for naphthalene in pair 071SB-013M-0001-SO/071SB-0014M-0001-SO exceeded ± the LOQ. The remaining results were within the control limits. See Appendix C for a complete comparison of all primary and field duplicate results.

5.2.6 Volatile Organic Compounds (VOCs)

A total of 17 primary soil samples and 2 field duplicate samples were analyzed by CT for volatile compounds by USEPA Method 8260B. A total of 2 primary soil samples were validated at Level IV.

- MDL studies were not evaluated as part of this project.

- GC/MS Tuning: The BFB tunes met the method abundance criteria. The samples were analyzed within 12 hours of the BFB injection time.

- Calibration: Calibration criteria listed in DoD QSM Table F-4 were met, with exceptions noted below.

    - Initial calibration average RRFs and ICV and CCV RRFs were within the control limits of ≥0.30 for chlorobenzene and 1,1,2,2-tetrachloroethane, and ≥0.10 for chloromethane, bromoform, and 1,1-dichloroethane.

- All initial calibration %RSDs were within the method control limits of ≤30% for the CCCs and ≤15% for remaining compounds, or linear regression r^2 values ≥0.990.
- All second source initial calibration verification standard recoveries were within the control limit of ±20%.
- Continuing calibration %Ds affecting validated sample data were within the method control limit of ≤20%, with the exception of low responses for bromomethane (20.3%) and methylene chloride (44.8%). The nondetected results for both target compounds were qualified as estimated, "UJ," in the samples. The qualified results were coded with a "C" qualification code.
- Although not required by the DoD QSM, a standard of 3× the DL is required by the FWQAPP. The MRL standard recoveries affecting sample data were within the reasonable control limit of ±30%.

- Blanks: The method blank associated with the validated samples had no target compound detects above the control limits listed in DoD QSM Table F-4 of one-half the LOQ, and no common laboratory contaminants detected above the LOQ. Methylene chloride was detected in the method blank at 6.4(J) µg/L; therefore, methylene chloride detected in the validated samples was qualified as nondetected, "U," at the levels of contamination.

- Laboratory Control Samples: LCS recoveries affecting validated sample data were within the control limits listed in DoD QSM Table G-4.

- Surrogate Recovery: Surrogate recoveries affecting validated sample data were within the control limits listed in DoD QSM Table G-3.

- Matrix Spike/Matrix Spike Duplicate: MS/MSD analyses were not performed on a validated sample. Evaluation of method accuracy was based on the LCS results.

- Internal Standards Performance: The internal standard area counts and retention times were within DoD QSM Table F-4 control limits established by the midpoint initial calibration standard: ±30 seconds for retention times and -50% / +100% for internal standard areas.

- Compound Identification: Compound identification was verified for the validated samples. Review of the sample chromatograms, retention times, and spectra indicated no problems with target compound identification.

  The laboratory reported isomers o-xylene and m,p-xylenes as well as total xylenes. The isomers o-xylene and m,p-xylenes were rejected, "R," as duplicate data. The result for total xylenes was retained to maintain consistency with data reported from other laboratories.

- Compound Quantification and Reported Detection Limits: Compound quantification was verified for the samples validated at a Level IV. The LOQs were supported by the low point of the initial calibration and the laboratory DLs. Any result reported between the DL and the LOQ was qualified as estimated, "J," by the laboratory. Reported nondetects are valid to the LOD.

- System Performance: Review of the raw data indicated no problems with system performance.

- Manual integrations: Manual integrations were performed for some calibration and QC data associated with the validated samples, primarily to correct baseline integration. The manual integrations were considered appropriate.

- Field QC Samples: Field QC samples were evaluated, and if necessary, qualified based on method blanks and other laboratory QC results affecting the usability of the field QC data. Any remaining detects were used to evaluate the associated site samples. Following are findings associated with field QC samples:

    - Trip Blanks: The trip blanks associated with the validated samples in this SDG had no detects affecting sample results.

    - Field Blanks and Equipment Rinsates: The site samples had no associated field blank or equipment rinsate samples.

    - Field Duplicate Samples: A total of 2 soil field duplicate samples were collected and analyzed for VOCs. The RPD criterion in FWQAPP Table 3-1 of ≤50% for soil samples was only applied when results for common detects were ≥5× the LOQ. In cases where results were <5× the LOQ, the reasonable control limit of ± the LOQ was applied. The results were within the control limits. See Appendix C for a complete comparison of all primary and field duplicate results.

5.2.7 Metals

A total of 17 primary soil samples and 2 field duplicate samples were analyzed by CT for various metals by USEPA Methods 6010C and 7471B. A total of 2 primary soils, analyzed for lead only, were validated at Level IV.

- MDL studies were not evaluated as part of this project.

- Calibration: Except as noted below, calibration criteria were met.

    - Initial calibration: Linear regression r-values were within the control limit listed in the DoD QSM Table F-7 of ≥0.995.

    - The ICP ICV and CCV recoveries were within the control limits listed in DoD QSM Table F-7 of 90-110%.

- MRL recoveries affecting sample results were within the control limits listed in DoD QSM Table F-7 of 80-120%.

- Blanks: Method blanks had no applicable detects above the control limits listed in DoD QSM Table F-7 of one-half the LOQ or greater than one-tenth the amount measured in any sample. CCBs had no detects above the control limit listed in DoD QSM Table F-7 of greater than the LOD.

- Interference Check Samples: ICP ICSA and ICSAB recoveries were within the control limits listed in DoD QSM Table F-7 of 80-120%. There were no analytes affecting sample results detected in the ICSA above the control limit listed in DoD QSM Table F-7 of >LOD.

- Laboratory Control Samples: All recoveries were within the control limits listed in DoD QSM Table G-19 of 80-120%.

- Laboratory Duplicates: Laboratory duplicate analyses were performed on 071SB-0003M-0001-SO and 071SB-0010M-0001-SO for lead. RPDs were within the control limit listed in DoD QSM Table F-7 of ≤20%.

- Matrix Spike/Matrix Spike Duplicate: MS/MSD analyses were performed on 071SB-0003M-0001-SO and 071SB-0010M-0001-SO. Except as noted below, recoveries were within the control limits listed in DoD QSM Table G-19 of 80-120%. The results listed in the table below, both detects, were qualified as estimated with a potential low bias, “J-,” and coded with a “Q” qualification code.

Samples qualified for MS/MSD recovery outliers			
Parent Sample	**Analyte**	**%R**	**Qualified samples**
071SB-0003M-0001-SO	Lead	67%, 58%	071SB-0013M-0001-SO, 071SB-0018M-0001-SO
071SB-0010M-0001-SO	Lead	57%, 60%	

- Post Digestion Spike: Except as noted below, recoveries were within the control limits listed in DoD QSM Table F-7 of 75-125%. Spike control limits were not applied when the native sample concentration exceeded the spiked amount by a factor of four or more. The results listed in the table below, all detects, were qualified as estimated with a potential low bias, “J-,” and coded with a “P” qualification code.

Samples qualified for post digestion spike recovery outliers			
Parent Sample	**Analyte**	**%R**	**Qualified samples**
071SB-0003M-0001-SO	Lead	74%	071SB-0013M-0001-SO, 071SB-0018M-0001-SO
071SB-0010M-0001-SO	Lead	58%	

- Serial Dilution: Serial dilution analyses were performed on 071SB-0003M-0001-SO and 071SB-0010M-0001-SO. The %Ds were within the control limits listed in DoD QSM

Table F-7 of ≤10%. The serial dilution control limit is only applicable when the original sample concentration is minimally ≥50× the LOQ.

- Sample Result Verification: For Level IV validation, calculations were verified and the sample results reported on the sample result summary were verified against the raw data. Lead in 071SB-0003M-0001-SO and 071SB-0010M-0001-SO was reported from a 5× dilution. Any result reported between the DL and the LOQ was qualified as estimated, "J." Reported nondetects are valid to the LOD.

- Manual Integrations: No manual integrations were noted in the mercury analyses.

- Field QC Samples: Field QC samples were evaluated, and if necessary, qualified based on method blanks and other laboratory QC results affecting the usability of the field QC data. Any remaining detects were used to evaluate the associated site samples. Following are findings associated with field QC samples:

    - Field Blanks and Equipment Rinsates: The site sample had no associated field blank or equipment rinsate samples.

    - Field Duplicate Samples: A total of 2 field duplicate samples were collected and analyzed for metals. The RPD criterion in FWQAPP Table 3-1 of ≤50% for soil samples was only applied when results for common detects were ≥5× the LOQ. In cases where results were <5× the LOQ, the reasonable control limit of ± the LOQ was applied. The results were within the control limits. See Appendix C for a complete comparison of all primary and field duplicate results.

5.3 Data Usability

According to the Draft Site Inspection Report prepared by ECC, the field completeness was 100%.

Two data points were rejected for poor calibration recoveries. In instances where a data point had multiple results, the reviewer chose the most technically sound result to report and rejected the remaining data points. These data points data do not affect data quality or usability and are not included in the table below. Data with LODs that exceeded the established criteria and data estimated for quality control outliers or for detects between the DL and the LOQ were included in the table below for informational purposes only.

Table 15. Analytical completeness for RVAAP-71 validated primary data

			Number of Results					Percent Complete
Analysis	**Samples Analyzed**	**Analytes per Sample**	**Total**	**Rejected**	**LODs/DLs Exceeding Criteria**	**Estimated for QC Outliers**	**Estimated for Detects <LOQ**	
Explosives*	1	17	17	0	0/0	1	0	100%
Nitroguanidine	1	1	1	0	0/0	0	0	100%
Nitrocellulose	1	1	1	0	0/0	0	0	100%
PCBs	1	9	9	0	0/0	0	0	100%
SVOCs	2	65	130	2	0/0	11	12	98.5%
TPH	2	2	4	0	0/0	0	2	100%
VOCs	2	40	76	0	0/0	4	0	100%
Metals	2	1	2	0	0/0	2	0	100%
		Totals	**240**	**2**	**0/0**	**18**	0/0	**99.2%**

*Results rejected as duplicate data do not appear in the Total Analyte count.

The analytical completeness goal for the project established in the FWQAPP was 90% for each method. The completeness goal was met for all analyses.

5.4 Primary and Field Duplicate Comparison Summary

Primary and field duplicate sample comparisons were considered to be in good agreement as less than 1% of the field duplicate pair results were above the FWQAPP control limit of 50% for soils or +/- the LOQ for results below 5× the LOQ. All comparison results are presented in Appendix C.

Table 16. RVAAP-71 primary/field duplicate sample comparison summary

Method*	Primary/Field Duplicate Pairs	Number of Analytes	Total Analytes	Results within control limits	Results above control limit
SVOCs*	2	65	128	127	1
TPH	2	2	4	4	0
VOCs	2	40	76	76	0
Metals	1	2	2	2	0

*Results rejected as duplicate data do not appear in the Total Analyte count.

5.5 Specific Data Concerns

Specific concerns regarding the data are noted below:

- None

6 FACILITY-WIDE UNDERGROUND STORAGE TANKS, RVAAP-72

6.1 Current Investigation

ECC completed an SI for the Facility-Wide Underground Storage Tanks (RVAAP-72). The SI for RVAAP-72 was conducted in accordance with the USEPA *Interim Final Guidance for Performing Site Inspections Under Comprehensive Environmental Response, Compensation, and Liability Act (CERCLA)* (USEPA 1992). The HRR identified historic uses and potential environmental concerns at this site with respect to possible HTRW and/or MEC issues (SAIC 2011).

RVAAP-72 consists of 58 underground storage tanks (USTs). Of these, 43 have received a No Further Action (NFA) designation and 15 were identified as candidates for further investigation in the HRR (SAIC 2011b). The data validated in this report are part of the initial intrusive SI at RVAAP-72 conducted to assess the potential presence of contamination. The total sample counts, samples selected for data validation, and the field duplicates are presented in the tables below.

Table 17. Total sample count for RVAAP-72

Matrix	Primary Samples	Field Duplicates	Split Samples	Explosives	Propellants	PCBs	Pesticides	SVOCs/PAHs	TPHs	VOCs/BTEX	Metals	Hexavalent Chromium
Soil	101	10	0	7	7	7	7	74	74	74	74	29

Table 18. RVAAP-72 validated samples and methods

Sample ID	SDG	Matrix	Collected	Explosives	Propellants	PCBs	Pesticides	SVOCs/PAHs	TPHs	VOCs/BTEX	Metals	Hexavalent Chromium
072SB-0001-0001-SO	240-18297-1	Soil	12/3/2012					x	x	x	x	
072SB-0012-0001-SO	240-18297-1	Soil	12/3/2012					x	x	x	x	
072SB-0014-0001-SO	240-18297-1	Soil	12/3/2012	x	x	x	x	x	x	x	x	
072SB-0026-0001-SO	240-18441-1	Soil	12/4/2012					x	x	x	x	
072SB-0030-0001-SO	240-18441-1	Soil	12/4/2012						x	x		
072SB-0039-0001-SO	240-18449-1	Soil	12/5/2012					x	x	x	x	
072SB-0063-0001-SO	240-18544-1	Soil	12/6/2012					x	x	x	x	
072SB-0083-0001-SO	240-18703-1	Soil	12/10/2012						x	x		
072SB-0085-0001-SO	240-18703-1	Soil	12/10/2012						x	x		
076SB-0119-0001-SO	240-18735-1	Soil	12/11/2012									x
076SB-0122-0001-SO	240-18735-1	Soil	12/11/2012									x
076SB-0126-0001-SO	240-18735-1	Soil	12/11/2012									x
076SB-0130-0001-SO	240-18735-1	Soil	12/12/2013									x

Table 19. RVAAP-72 field duplicate samples

Duplicate Sample ID	Parent Sample
072SB-0002-0001-SO	072SB-0001-0001-SO
072SB-0013-0001-SO	072SB-0012-0001-SO
072SB-0027-0001-SO	072SB-0026-0001-SO
072SB-0036-0001-SO	072SB-0035-0001-SO
072SB-0064-0001-SO	072SB-0063-0001-SO
072SB-0077-0001-SO	072SB-076-0001-SO
072SB-0086-0001-SO	072SB-0085-0001-SO
076SB-0089-0001-SO	076SB-0076-0001-SO
076SB-0127-0001-SO	076SB-0126-0001-SO
076SB-0133-0001-SO	076SB-0132-0001-SO

6.1.1 Sample Collection

The chains-of-custody were appropriately signed and dated by field and laboratory personnel. When utilized, cooler custody seals were intact upon receipt at the laboratory. When not utilized, it was determined by reviewing the relinquish and receipt times, that the samples were transferred to the laboratory by courier. With exceptions noted below, no sample collection issues were identified.

- Some corrections made to the chains-of-custody were initialed but not dated and some were neither initialed nor dated.
- Some corrections were made by overwriting the original entry.
- Samples 072SB-0001-0001-SO and 072SB-0012-0001-SO did not have PAHs requested on the chains-of-custody, but this analysis was reported for both samples. There was no documentation for this change.

6.1.2 Data Completeness

Data completeness for the project described in this report was found to be generally acceptable as no deliverables were missing from the SDGs reviewed.

6.1.3 Preservation and Holding Time Requirements

A portion of the sample coolers were received at temperatures nominally below the 4±2°C control limit; however, as the samples were not noted to be frozen or damaged, no qualifications were required. All remaining method preservation requirements were met.

The hexavalent chromium samples were prepared within 30 days of collection but, according to the preparation summary form, the samples were analyzed 24 hours beyond the 24-hour analysis holding time. The hexavalent chromium raw data, however, indicates the samples were prepared and immediately analyzed. In the reviewer's professional opinion, the preparation referred to in the raw data was the addition of the color development reagents and the preparation referred to on the summary form was the sample extraction. As the method

specifically states the 24-hour holding time begins after extraction, the hexavalent chromium results were qualified as estimated, "UJ," for nondetects and estimated with a potential low bias, "J-," for detects. The qualified results were coded with an "H" qualification code. All remaining holding times, as listed in Table 4, were met.

6.1.4 Detection Limit Requirements

LODs and DLs for nondetected analytes were compared against the most stringent CUGs listed in Tables 5-8, 5-9, and 5-10 of *Final Facility-Wide Human Health Cleanup Goals for the Ravenna Army Ammunition Plant* (2010) or the RSLs if no CUG was listed. No LODs or DLs exceeded criteria.

6.2 RVAAP-72 Data Quality Evaluation

This section summarizes the data quality of validated samples for each analytical method evaluated.

6.2.1 Explosives

A total of 7 primary soil samples were analyzed by TA-West Sacramento for explosives by USEPA SW-846 Method 8330B. A single primary soil sample was validated at Level IV.

- MDL studies were not evaluated as part of this project.
- Calibration:
  - The primary column initial calibration average %RSDs for RDX and 2-nitrotoluene exceeded the control limit at 20% and 16%, respectively; therefore, the nondetected results for these compounds were qualified as estimated, "UJ," in 072SB-0014-0001-SO. The qualified results were coded with a "C" qualification code. The remaining initial calibration average %RSDs were within the control limits listed in DoD QSM Table F-3 of ≤15%, or the linear regression r^2 values were ≥0.990.
  - The second source initial calibration verification standard recoveries were within the control limit listed in DoD QSM Table F-3 of ±20%.
  - The CCV standard %Ds were within the control limits listed in DoD QSM Table F-3 of ±20%.
  - Although not required by the DoD QSM, a standard of 3× the DL is required by the FWQAPP. Low-level MRL standards were analyzed in association with the validated samples and the results affecting the sample were within the reasonable control limits of 70-130%.
- Blanks: The method blank associated with the validated sample had no target compound detects above the control limit listed in DoD QSM Table F-3 of one-half the LOQ.

- Laboratory Control Samples: Recoveries were within the control limits listed in DoD QSM Tables G-2 and G-13 and within the reasonable laboratory control limits for nitroglycerin (76-116%) and PETN (76-116%).

- Surrogate Recovery: As no surrogate control limit was listed in the DoD QSM, surrogate recoveries were assessed against the reasonable laboratory-established control limits of 78-118%. Recoveries were within the control limits.

- Matrix Spike/Matrix Spike Duplicate: No MS/MSD analyses were performed on the validated sample. Method accuracy was evaluated based on LCS results.

- Compound Identification: Compound identification was verified for the sample validated at a Level IV. Review of the sample chromatogram and retention times indicated no problems with target compound identification.

  Although not affecting the nondetected sample results, the primary column MRL recoveries for the later eluting compounds were recovered above the control limit. Review of the chromatogram indicated poorer peak shape for these compounds.

- Compound Quantification and Reported Detection Limits: As no target compounds were detected in the sample validated at Level IV, compound quantification was verified for a portion of the LCS results. The LOQs were supported by the low point of the initial calibration and the laboratory DLs. Any result reported between the DL and the LOQ was qualified as estimated, "J." Reported nondetects are valid to the LOD.

  Confirmation analyses were performed; however, no compounds were confirmed.

  Target compounds 2,4-dinitrotoluene, 2,6-dinitrotoluene, and nitrobenzene were reported by both Method 8330B and 8270C in sample 072SB-0014-0001-SO. As there were no detects for these compounds; the reviewer chose to report the results with the lowest LODs. The 8330B result for nitrobenzene was rejected, "R," as duplicate data and coded with a "D" qualification code. The 8330B results for 2,4-dinitrotoluene and 2,6-dinitrotoluene were retained.

- System Performance: Review of the raw data indicated no problems with system performance.

- Manual Integrations: Some manual integrations were performed for the initial calibrations and low-level CCVs. All manual integrations were performed in order to report incompletely resolved peaks or to account for baseline anomalies and were deemed acceptable by the reviewer.

- Field QC Samples: Field QC samples were evaluated, and if necessary, qualified based on method blanks and other laboratory QC results affecting the usability of the field QC data. Any remaining detects were used to evaluate the associated site samples. Following are findings associated with field QC samples:

- Field Blanks and Equipment Rinsates: No field blank or equipment rinsate samples were associated with the validated sample.
- Field Duplicates: No field duplicate samples were collected from RVAAP-72 for explosive compounds.

6.2.2 Propellants

A total of 7 primary soil samples were analyzed by TA-West Sacramento for nitroguanidine by USEPA SW-846 Method 8330 and for nitrocellulose by laboratory SOP WS-WC-0050. A single primary soil sample was validated at Level IV.

- MDL studies were not evaluated as part of this project.
- Calibration:
  - The nitroguanidine initial calibration average percent %RSD was within the control limit listed in DoD QSM Table F-2 of ≤20%. Nitrocellulose linear regression r values were within the control limit listed in the DoD QSM Table F-11 of ≥0.995.
  - The nitroguanidine second source ICV recovery was within the control limits listed in DoD QSM Table F-2 of 85-115%. The nitrocellulose ICV recovery exceeded the control limit at 192% (limits are 90-110%); however, as nitrocellulose was not detected in the sample, no qualifications were required.
  - The nitroguanidine CCV recoveries were within the control limits listed in DoD QSM Table F-2 of 85-115%. The nitrocellulose CCV recoveries were within the control limits listed in DoD QSM Table F-11 of 90-110%.
  - Although not required by the DoD QSM, a standard of 3× the DL is required by the FWQAPP. MRL recoveries associated with the sample were within the reasonable control limits of 70-130%.
- Blanks: The method blanks had no target compound detects above the control limits listed in DoD QSM Tables F-2 and F-11 of one-half the LOQ.
- Laboratory Control Samples: No nitroguanidine or nitrocellulose LCS control limits are listed in the DoD QSM; therefore, the laboratory control limits were used to assess the results. The nitroguanidine recovery was within the control limits of 72-121%. The nitrocellulose recovery was within the laboratory-established control limits of 34-115%.
- Surrogate Recovery: A surrogate was not required for the analysis of nitroguanidine or nitrocellulose.
- Matrix Spike/Matrix Spike Duplicate: No MS/MSD analyses were performed on the validated sample. Method accuracy was evaluated based on LCS results.

- Compound Identification: Compound identification was verified for the sample validated at a Level IV. Review of the sample chromatograms and retention times indicated no problems with target compound identification.

- Compound Quantification and Reported Detection Limits: Compound quantification was verified for the sample validated at a Level IV. The LOQs were supported by the low point of the initial calibration and the laboratory DLs. Any result reported between the DL and the LOQ was qualified as estimated, "J." Reported nondetects are valid to the LOD.

  Nitroguanidine was not detected in the validated sample; therefore, confirmation analysis was not required.

- System Performance: Review of the raw data indicated no problems with system performance.

- Manual Integrations: Some manual integrations were performed for nitroguanidine. The manual integrations were performed to correct baseline integration. The manual integrations were deemed acceptable by the reviewer.

- Field QC Samples: Field QC samples were evaluated, and if necessary, qualified based on method blanks and other laboratory QC results affecting the usability of the field QC data. Any remaining detects were used to evaluate the associated site samples. Following are findings associated with field QC samples:

  - Field Blanks and Equipment Rinsates: No field blank or equipment rinsate samples were associated with the validated sample.

  - Field Duplicates No field duplicate samples were collected from RVAAP-72 for propellants.

6.2.3 Polychlorinated Biphenyls (PCBs)

A total of 7 primary soil samples were analyzed by TA-North Canton for PCBs by USEPA SW-846 Method 8082. A single primary soil sample was validated at Level IV.

- MDL studies were not evaluated as part of this project.

- Calibration: Calibration criteria listed in the DoD QSM Table F-2 were met.

  - Initial calibration average %RSDs were within the control limit of ≤20%.

  - The second source ICV recoveries were within the control limit of ±20% for all applicable Aroclors.

  - The CCV standard recoveries were within the control limit of ±20%.

  - Although not required by the DoD QSM, a standard of 3× the DL is required by the FWQAPP. MRL standard recoveries were within the reasonable control limit of ±30%.

- Blanks: The method blank associated with the validated sample had no target compound detects above the control limit listed in the DoD QSM Table F-2, of one-half the LOQ.

- Laboratory Control Samples: Recoveries for Aroclor 1016 and Aroclor 1260 were within the control limits listed in DoD QSM Table G-17.

- Surrogate Recovery: Recoveries were within the control limits listed in DoD QSM Table G-3 of 60-125%.

- Matrix Spike/Matrix Spike Duplicate: No MS/MSD analyses were performed on the validated sample. Method accuracy was evaluated based on LCS results.

- Compound Identification: Compound identification was verified for the validated sample. Review of the sample chromatograms, standards, and retention times indicated no problems with target compound identification.

- Compound Quantification and Reported Detection Limits: Compound quantification was verified for the validated sample. The LOQs were supported by the low point of the initial calibration and the laboratory DLs. Any result reported between the DL and the LOQ was qualified as estimated, "J." Reported nondetects are valid to the LOD.

- System Performance: Review of the raw data indicated no problems with system performance.

- Manual Integrations: Some routine manual integrations were performed for the calibration and QC data associated with the sample data, primarily due to split incompletely resolved peaks. All manual integrations reviewed were deemed appropriate by the reviewer.

- Field QC Samples: Field QC samples were evaluated, and if necessary, qualified based on method blanks and other laboratory QC results affecting the usability of the field QC data. Any remaining detects were used to evaluate the associated site samples. Following are findings associated with field QC samples:

  - Field Blanks and Equipment Rinsates: No field blank or equipment rinsate samples were associated with the validated sample.

  - Field Duplicates: No field duplicate samples were collected from RVAAP-72 for PCBs.

6.2.4 Pesticides

A total of 7 primary soil samples were analyzed by TA-North Canton for pesticides by USEPA SW-846 Method 8081. A single primary soil sample was validated at Level IV.

- MDL studies were not evaluated as part of this project.
- Calibration: Calibration criteria listed in the DoD QSM Table F-2 were met.
    - Initial calibration average %RSDs were within the control limit of ≤20%.
    - The performance evaluation mixture (PEM) %breakdown results were within the DoD QSM Table F-2 control limit of ≤15%.
    - Both columns had individual toxaphene peaks with %Ds exceeding the control limit. Column CLP-1 had three outliers at -43.2%, -20.2%, and 49.8%, and column CLP-2 had two outliers at -30.1% and -32.9%. The nondetected result for toxaphene in sample 072SB-0014-0001-SO was qualified as estimated, "UJ." The qualified results were coded with a "C" qualification code. The remaining second source ICV recoveries were within the control limit of ±20%.
    - The CCV standard recoveries were within the control limit of ±20%.
    - Although not required by the DoD QSM, a standard of 3× the DL is required by the FWQAPP. MRL standard recoveries were within the reasonable control limit of ±30%.
- Blanks: The method blank associated with the validated sample had no target compound detects above the control limit listed in the DoD QSM Table F-2, of one-half the LOQ.
- Laboratory Control Samples: Recoveries were within the control limits listed in DoD QSM Table G-15. Toxaphene was not spiked in the LCS sample.
- Surrogate Recovery: Recoveries were within the control limits listed in DoD QSM Table G-3 of 60-125%.
- Matrix Spike/Matrix Spike Duplicate: MS/MSD analyses were performed on the validated sample, 072SB-0014-0001-SO. Qualifications were only applied for recovery outliers when both the MS and MSD were recovered outside the control limits. Due to generally low recoveries in the MSD, all but four RPDs exceeded the control limit listed in DoD QSM Table F-2 of ≤30%. Sample 072SB-0014-0001-SO results listed in the table below, all nondetects, were qualified as estimated, "UJ," and coded with "Q" qualification codes. The remaining recoveries were within the control limits listed in DoD QSM Table G-15. Toxaphene was not spiked in the MS/MSD samples.

Compounds qualified for MS/MSD outliers				
Compound	MS %R	MSD %R	Limits	%RPD
4,4'-DDD	acceptable	42%	30-135%	37%
4,4'-DDE	66%	45%	70-125%	34%
alpha-BHC	acceptable	44%	60-125%	37%
alpha-Chlordane	62%	41%	65-120%	37%
beta-BHC	acceptable	39%	60-125%	41%
delta-BHC	acceptable	43%	55-130%	40%
Dieldrin	acceptable	46%	65-125%	39%
Endosulfan I	acceptable	39%	15-135%	39%
Endosulfan II	acceptable	acceptable	N/A	37%
Endosulfan sulfate	acceptable	39%	60-135%	35%
Endrin	acceptable	43%	60-135%	36%
Endrin aldehyde	acceptable	acceptable	N/A	36%
Endrin ketone	53%	39%	65-135%	acceptable
gamma-BHC	58%	39%	60-125%	36%
gamma-Chlordane	62%	41%	65-125%	40%
Heptaclor epoxide	acceptable	46%	65-130%	39%
Methoxyclor	53%	40%	55-145%	acceptable

- Compound Identification: Compound identification was verified for the validated sample. Review of the sample chromatograms, standards, and retention times indicated no problems with target compound identification.

- Compound Quantification and Reported Detection Limits: Compound quantification was verified for the validated sample. The LOQs were supported by the low point of the initial calibration and the laboratory DLs. Any result reported between the DL and the LOQ was qualified as estimated, "J." Reported nondetects are valid to the LOD.

- System Performance: Review of the raw data indicated no problems with system performance.

- Manual Integrations: Some routine manual integrations were performed for the calibration and QC data, primarily due to poor baseline integration. All manual integrations reviewed were deemed appropriate by the reviewer.

- Field QC Samples: Field QC samples were evaluated, and if necessary, qualified based on method blanks and other laboratory QC results affecting the usability of the field QC data. Any remaining detects were used to evaluate the associated site samples. Following are findings associated with field QC samples:

    - Field Blanks and Equipment Rinsates: No field blank or equipment rinsate samples were associated with the validated sample.

    - Field Duplicate Samples: No field duplicate samples were collected from Site 72 for pesticide compounds.

6.2.5 Total Petroleum Hydrocarbons (TPH)

A total of 74 primary soil samples and 7 field duplicate samples were analyzed by TA-North Canton for GRO and DRO by USEPA SW-846 Method 8015B. A total of 9 primary soil samples were validated at Level IV.

- MDL studies were not evaluated as part of this project.
- Calibration: Calibration criteria listed in the DoD QSM Table F-2 were met.
    - Initial calibration average %RSDs were within the control limit of ≤20% or linear regression r^2 values ≥0.990.
    - The second source ICV recoveries were within the control limit of ±20%.
    - The CCV standard recoveries affecting sample data were within the control limit of ±20%. One high %D for gasoline range C6-C12 was attributed to carryover from a previous site sample; however, as C6-C12 was not detected in the associated validated sample, no qualification was necessary.
    - Although not required by the DoD QSM, a standard of 3× the DL is required by the FWQAPP. MRL standard recoveries affecting sample data were within the reasonable control limit of ±30%. One high recovery for gasoline range C6-C12 in an ending MRL was attributed to carryover from a previous site sample; however, as C6-C12 was not detected in the associated validated sample, no qualification was necessary.
- Blanks: The method blanks associated with the validated samples had no target compound detects above the control limit listed in the DoD QSM Table F-2, of one-half the LOQ.
- Laboratory Control Samples: As no QSM limits are prescribed, recoveries were assessed against the laboratory-established control limits of 60-142% for GRO and 47-138% for DRO. All recoveries were within the control limits.
- Surrogate Recovery: As no QSM limits are prescribed, the recoveries were assessed against the laboratory-established control limits of 10-150% for GRO surrogate trifluorotoluene and 10-110% for DRO surrogate n-nonane. All recoveries were within the control limits.
- Matrix Spike/Matrix Spike Duplicate: MS/MSD analyses were performed on validated samples 072SB-0001-0001-SO, 072SB-0012-0001-SO, 072SB-0026-0001-SO, and 072SB-0063-0001-SO for both GRO and DRO. As no QSM limits are prescribed, the recoveries were assessed against the laboratory-established soil control limits of 10-142% for GRO and 10-199% for DRO, and RPDs were evaluated using the control limit listed in the DoD QSM Table F-2 of ≤30%.

The RPDs exceeded the control limit for the GRO MS/MSDs of samples 072SB-0001-0001-SO and 072SB-0026-0001-SO, at 49% and 67%, respectively. The detected result for the RPD outlier (C6-C12) in sample 072SB-0001-0001-SO was qualified as estimated, "J," and coded with a "Q" qualification code. As C6-C12 was not detected in sample 072SB-0026-0001-SO, and recoveries were within the control limits, no qualifications were assigned for the RPD outlier. The remaining GRO and DRO recoveries and RPDs were within the control limits.

- Compound Identification: Compound identification was verified for the validated samples. Review of the sample chromatograms, standards, and retention times indicated no problems with target compound identification. The laboratory analyzed for GRO hydrocarbon range C6-C12, and DRO ranges C10-C20 and C20-C34.

- Compound Quantification and Reported Detection Limits: Compound quantification was verified for the validated samples. The LOQs were supported by the low point of the initial calibration and the laboratory DLs. Any result reported between the DL and the LOQ was qualified as estimated, "J." Reported nondetects are valid to the LOD.

- System Performance: Review of the raw data indicated no problems with system performance.

- Manual Integrations: Some routine manual integrations were performed for some GRO calibration and QC data associated with the sample data, primarily to correct baseline integration of the surrogate trifluorotoluene. All manual integrations reviewed at Level IV were deemed appropriate by the reviewer.

- Field QC Samples: Field QC samples were evaluated, and if necessary, qualified based on method blanks and other laboratory QC results affecting the usability of the field QC data. Any remaining detects were used to evaluate the associated site samples. Following are findings associated with field QC samples:

- Field QC Samples: Field QC samples were evaluated, and if necessary, qualified based on method blanks and other laboratory QC results affecting the usability of the field QC data. Any remaining detects were used to evaluate the associated site samples. Following are findings associated with field QC samples:

  - Trip Blanks: Two of four trip blanks associated with the validated samples had detects below the LOQ for GRO; however, the trip blank concentrations were not sufficient to qualify associated site sample detects.

  - Field Blanks and Equipment Rinsates: No field blank or equipment rinsate samples were associated with the validated samples.

  - Field Duplicate Samples: Seven field duplicate samples were collected and analyzed for GRO. The RPD criterion in FWQAPP Table 3-1 of ≤50% was only applied when results for common detects were ≥5× the LOQ. In cases where

results were <5× the LOQ, the reasonable control limit of ± the LOQ was applied. The results for TPH range C6-C12 in pair 072SB-0001-0001-SO/072SB-0002-0001-SO exceeded ± the LOQ. The remaining results were within the control limits. See Appendix C for a complete comparison of all primary and field duplicate results.

6.2.6 Semivolatile Organic Compounds (SVOCs) and Polynuclear Aromatic Hydrocarbons (PAHs)

A total of 74 primary soil samples and 7 field duplicate samples were analyzed by TA-North Canton for SVOCs and/or PAHS by USEPA Method 8270C. A total of 6 primary soil samples were validated at Level IV.

- MDL studies were not evaluated as part of this project.
- GC/MS Tuning: The DFTPP tunes met the method abundance criteria. The samples were analyzed within 12 hours of the DFTPP injection time.
- Calibration: Calibration criteria listed in the DoD QSM Table F-4 were met, with exceptions affecting sample results noted in the text and table below.
    - Initial calibration average RRFs and ICV and CCV RRFs were within method control limits of ≥0.050. All initial calibration %RSDs were within the control limits of ≤30% for calibration check compounds (CCCs) and ≤15% for remaining compounds, or linear regression r^2 values ≥0.990.
    - All second source ICV standard recoveries affecting sample data were within the control limit of ±20%, with the exception of the recovery of 78.9% for 3,3'-dichlorobenzidine in the ICV associated with sample 072SB-0014-0001-SO. The nondetected result was qualified as estimated, "UJ," in the sample. The qualified result was coded with a "C" qualification code.
    - Continuing calibration %Ds affecting sample data were within the control limit of ≤20%.
    - Although not required by the DoD QSM, a standard of 3× the DL is required by the FWQAPP. MRL standard recoveries were within the reasonable control limit of ±30%, with exceptions noted in the table below. The nondetected result for 4-nitroaniline was rejected, "R," and the remaining results listed in the table below, both nondetects, were qualified as estimated, "UJ." The qualified results were coded with a "C" qualification code.

Samples qualified for MRL %R outliers		
Analyte	**%R**	**Qualified Samples**
2,4-dinitrophenol	55%	072SB-0014-0001-SO
4,6-dinitro-2-methylphenol	69%	
4-nitroaniline	**0%**	

- Blanks: The method blanks associated with the validated samples had no target compound detects above the control limits listed in DoD QSM Table F-4 of one-half the LOQ for target compounds, and no common laboratory contaminants detected above the LOQ. Bis(2-ethylhexyl)phthalate was detected below the LOQ at 19.2(J) µg/Kg in the method blank associated with sample 072SB-0014-0001-SO. The sample result of 22(J) µg/Kg was qualified as nondetected, "U," at the LOQ of 56 µg/Kg, and coded with a "B" qualification code.

- Laboratory Control Samples: All LCS recoveries affecting sample data were within the control limits listed in DoD QSM Tables G-2 (poor performers) and G-7. The reviewer noted hexachlorocyclopentadiene was not spiked in the LCS associated with the full-list analysis of sample 072SB-0014-0001-SO.

- Surrogate Recovery: All applicable surrogate recoveries were within the control limits listed in the DoD QSM Tables G-2 (poor performers) or G-3, with the exception of a recovery of 44% (limits 45-105%) for 2-fluorobiphenyl in sample 072SB-0026-0001-SO. The sample was re-extracted outside of the holding time, with a recovery of 46%. As the recoveries were very similar, indicating a matrix effect on the surrogate, the reviewer chose to retain the original extraction analysis. The retained sample results were qualified as estimated, "J," for detects and "UJ," for nondetects, and were coded with an "S" qualification code. The re-extraction results were rejected, "R," as duplicate data and were coded with a "D" qualification code.

- Matrix Spike/Matrix Spike Duplicate: MS/MSD analyses were performed on validated samples 072SB-0001-0001-SO, 072SB-0012-0001-SO, 072SB-0026-0001-SO, and 072SB-0063-0001-SO. Recoveries affecting parent sample data were within the control limits listed in DoD QSM Table G-7 and RPDs were within the control limit of ≤30% listed in DoD QSM Table F-4. Hexachlorocyclopentadiene was not spiked in to the MS/MSD.

- Internal Standards Performance: The internal standard area counts and retention times were within the DoD QSM Table F-4 control limits established by the midpoint initial calibration standard: ±30 seconds for retention times and -50% / +100% for internal standard areas.

- Compound Identification: Compound identification was verified for the samples validated at Level IV. Review of the sample chromatograms, retention times, and spectra indicated no problems with target compound identification.

- Compound Quantification and Reported Detection Limits: Compound quantification was verified for the samples validated at Level IV. The LOQs were supported by the low point of the initial calibration and the laboratory DLs. Any result reported between the DL and the LOQ was qualified as estimated, "J," by the laboratory. Reported nondetects are valid to the LOD. The samples had a 2-ml final extract volume, resulting in an effective 2× dilution.

Target compounds 2,4-dinitrotoluene, 2,6-dinitrotoluene, and nitrobenzene were reported by both Methods 8330B and 8270C in sample 072SB-0014-0001-SO. As there were no detects for these compounds; the reviewer chose to report the results with the lowest LODs. The 8270C results for 2,4-dinitrotoluene and 2,6-dinitrotoluene were rejected, "R," as duplicate data and coded with a "D" qualification code. The 8270C result for nitrobenzene was retained.

- System Performance: Review of the raw data indicated no problems with system performance.

- Manual Integrations: Some routine manual integrations were performed for the samples, and for calibration and QC data associated with the sample data, primarily to correct the integration of improperly split peaks, or to correct poor baseline integration. All manual integrations reviewed were deemed appropriate by the reviewer.

- Field QC Samples: Field QC samples were evaluated, and if necessary, qualified based on method blanks and other laboratory QC results affecting the usability of the field QC data. Any remaining detects were used to evaluate the associated site samples. Following are findings associated with field QC samples:

  - Field Blanks and Equipment Rinsates: No field blank or equipment rinsate samples were associated with the validated samples.

  - Field Duplicate Samples: Six field duplicate samples were collected and analyzed for SVOCs. The RPD criterion in FWQAPP Table 3-1 of ≤50% was only applied when results for common detects were ≥5× the LOQ. In cases where results were <5× the LOQ, the reasonable control limit of ± the LOQ was applied. Except as noted below, the results were within the control limits. See Appendix C for a complete comparison of all primary and field duplicate results.

SVOC field duplicate outliers				
Primary Sample	**Field Duplicate**	**Analyte**	**RPD**	**W/In LOQ**
072SB-0026-0001-SO	072SB-0027-0001-SO	Pyrene	N/A	No
		Benzo(a)anthracene	N/A	No
		Benzo(a)pyrene	N/A	No
		Naphthalene	N/A	No
		Benzo(g,h,i)perylene	61	N/A
072SB-035-0001-SO	072SB-0036-0001-SO	2-Methylnaphthylene	N/A	No
		Benzo(a)pyrene	N/A	No
		Phenanthrene	N/A	No
072SB-0076-0001-SO	072SB-0077-0001-SO	Benzo(a)anthracene	N/A	No
		Benzo(a)pyrene	N/A	No
		Benzo(b)fluoranthene	N/A	No
		Benzo(g,h,i)perylene	N/A	No
		Benzo(k)fluoranthene	N/A	No
		Chrysene	N/A	No
		Fluoranthene	N/A	No
		Indeno(1,2,3-cd)pyrene	N/A	No

SVOC field duplicate outliers				
Primary Sample	**Field Duplicate**	**Analyte**	**RPD**	**W/In LOQ**
		Phenanthrene	N/A	No
		Pyrene	N/A	No

6.2.7 Volatile Organic Compounds (VOCs)

A total of 74 primary soil samples and 7 field duplicate samples were analyzed by TA-North Canton for volatile compounds by USEPA Method 8260B. A total of 9 primary soil samples were validated at Level IV.

- MDL studies were not evaluated as part of this project.
- GC/MS Tuning: The BFB tunes met the method abundance criteria. The samples were analyzed within 12 hours of the BFB injection time.
- Calibration: Calibration criteria listed in DoD QSM Table F-4 were met, with exceptions noted below.
    - Initial calibration average RRFs and ICV and CCV RRFs were within the control limits of ≥0.30 for chlorobenzene and 1,1,2,2-tetrachloroethane, and ≥0.10 for chloromethane, bromoform, and 1,1-dichloroethane.
    - All initial calibration %RSDs were within the method control limits of ≤30% for the CCCs and ≤15% for remaining compounds, or linear regression r^2 values ≥0.990.
    - All second source initial calibration verification standard recoveries were within the control limit of ±20%.
    - Continuing calibration %Ds affecting validated sample data were within the method control limit of ≤20%.
    - Although not required by the DoD QSM, a standard of 3× the DL is required by the FWQAPP. Except as noted below, the MRL standard recoveries affecting sample data were within the reasonable control limit of ±30%. Results listed in the table below, all nondetects, were qualified as estimated, "UJ," and coded with a "C" qualification code.

Samples qualified for MRL recovery outliers		
Analyte	**%R**	**Qualified samples**
Acetone	61%, 28%	072SB-0014-0001-SO, 072SB-0030-0001-SO
2-Hexanone	65%	
2-Hexanone	63%	072SB-0039-0001-SO

- Blanks: The method blanks associated with the validated samples had no target compound detects above the control limits listed in DoD QSM Table F-4 of one-half the LOQ, and no common laboratory contaminants detected above the LOQ.

- Laboratory Control Samples: LCS recoveries were within the control limits listed in DoD QSM Table G-4.

- Surrogate Recovery: Except as noted below the surrogate recoveries affecting sample data were within the control limits listed in DoD QSM Table G-3. Results listed in the table below, all nondetects, were qualified as estimated, "UJ." The qualified results were coded with an "S" qualification code.

Samples qualified for surrogate recovery outliers				
Sample	Surrogate	%R	Limits	Qualified Results
072SB-0001-0001-SO	4-bromofluorobenzene	72%	85-120%	all
	toluene-d8	73%	85-115%	
072SB-0012-0001-SO	4-bromofluorobenzene	76%	85-120%	all
072SB-0026-0001-SO	4-bromofluorobenzene	47%	85-120%	all
	toluene-d8	73%	85-115%	
072SB-0030-0001-SO	4-bromofluorobenzene	58%	85-120%	all

- Matrix Spike/Matrix Spike Duplicate: MS/MSD analyses were performed on samples 072SB-0001-0001-SO, 072SB-0012-0001-SO, 072SB-0026-0001-SO, and 072SB-0063-0001-SO. All recoveries were within the control limits listed in DoD QSM Table G-4 and RPDs were within the control limit listed in DoD QSM Table F-4 of ≤30%.

  All RPDs for the MS/MSD of 072SB-0063-0001-SO exceeded 30%; however, the reviewer determined the outliers were due to an approximately 33% difference in spike amounts based on the difference in sample weight. With the disparity of spike amounts taken into account, all RPDs were within the control limit.

- Internal Standards Performance: With one exception, the internal standard area counts and retention times were within DoD QSM Table F-4 control limits established by the midpoint initial calibration standard: ±30 seconds for retention times and -50% / +100% for internal standard areas. Internal standard 1,4-dichlorobenzene-d4 was recovered below the control limit at 41% in sample 072SB-0030-0001-SO; therefore, the associated compound, nondetected 1,1,2,2-tetrachloroethane, was qualified as estimated, "UJ," and coded with an "I" qualification code.

- Compound Identification: Compound identification was verified for the validated samples. Review of the sample chromatograms, retention times, and spectra indicated no problems with target compound identification.

- Compound Quantification and Reported Detection Limits: Compound quantification was verified for the samples validated at a Level IV. The LOQs were supported by the low point of the initial calibration and the laboratory DLs. Any result reported between the DL and the LOQ was qualified as estimated, "J," by the laboratory. Reported nondetects are valid to the LOD.

- System Performance: Review of the raw data indicated no problems with system performance.

- Manual integrations: Manual integrations were not performed for the validated samples or for associated calibration and QC samples.

- Field QC Samples: Field QC samples were evaluated, and if necessary, qualified based on method blanks and other laboratory QC results affecting the usability of the field QC data. Any remaining detects were used to evaluate the associated site samples. Following are findings associated with field QC samples:

  - Trip Blanks: The trip blanks associated with the validated samples in this SDG had no detects affecting sample results.

  - Field Blanks and Equipment Rinsates: No field blank or equipment rinsate samples were associated with the validated samples.

  - Field Duplicate Samples: Seven field duplicate samples were collected and analyzed for VOCs. The RPD criterion in FWQAPP Table 3-1 of ≤50% was only applied when results for common detects were ≥5× the LOQ. In cases where results were <5× the LOQ, the reasonable control limit of ± the LOQ was applied. Except as noted below, the results were within the control limits. See Appendix C for a complete comparison of all primary and field duplicate results.

VOC field duplicate outliers				
Primary Sample	**Field Duplicate**	**Analyte**	**RPD**	**W/In LOQ**
072SB-0076-0001-SO	072SB-0077-0001-SO	Benzene	N/A	No
		Ethylbenzene	N/A	No
		Toluene	N/A	No
		Xylenes	N/A	No

6.2.8 Metals

A total of 74 primary soil samples and 7 field duplicate samples were analyzed by TA-North Canton for various metals by USEPA Methods 6020 and 7471. A total of 6 primary soils were validated at Level IV.

- MDL studies were not evaluated as part of this project.

- Calibration: Except as noted below, calibration criteria were met.

  - As per DoD QSM Table F-8, the mass calibrations were ≤0.1 amu of the true values and the resolutions were <0.9 amu at full width at 10% peak height. Except as noted below, the %RSDs were within the control limit listed in the DoD QSM Table F-8 of ≤5%. The detected results listed in the table below were qualified as estimated, “J,” and were coded with an “M” qualification code.

Samples qualified for tune %RSD outliers		
Analyte	**%RSD**	**Qualified Samples**
^{137}Barium	35.98	072SB-0026-0001-SO, 072SB-0039-0001-SO
	19.32	072SB-0063-0001-SO
^{138}Barium	7.81	072SB-0063-0001-SO

- Initial calibration: The mercury linear regression correlation coefficients were within the control limit listed in the DoD QSM Table F-7 of ≥0.995. The ICPMS analytes used a single point calibration.

- The ICPMS ICV and CCV recoveries were within the control limits listed in DoD QSM Table F-8 of 90-110%. The mercury ICV and CCV recoveries were within the control limits listed in DoD QSM Table F-7 of 90-110% and 80-120%, respectively.

- CRI/MRL recoveries affecting sample results were within the control limits listed in DoD QSM Tables F-7 and F-8 of 80-120%.

- Blanks: The method blanks had no applicable detects above the control limits listed in DoD QSM Tables F-7 and F-8 of one-half the LOQ or greater than one-tenth the amount measured in any sample. CCBs had no applicable detects above the control limit listed in DoD QSM Tables F-7 and F-8 of greater than the LOD.

- Interference Check Samples: ICPMS ICSA and ICSAB recoveries were within the control limits listed in DoD QSM Table F-8 of 80-120%. Except as noted below, there were no analytes affecting sample results detected in the ICSA above the control limit listed in DoD QSM Table F-8 of >LOD.

  When the interferents were present in the samples at similar concentration to the ICSA, the samples were further reviewed for possible matrix interference, based on detects for unspiked compounds in the ICSA. If the unspiked compounds were present in the samples at concentrations within 10× of the ICSA detect, the results were qualified. Results listed in the table below, all detects, were qualified as estimated, “J,” and coded with an “I” qualification code. When no other qualifications with conflicting bias were assigned, the results were qualified as estimated with a potential positive bias, “J+.”

Samples qualified for ICSA detects			
SDG	Analyte	Detect (µg/L)	Qualified samples
240-18441-1, 240-18449-1	Cadmium	0.315	072SB-0026-0001-SO, 072SB-0039-0001-SO
	Silver	0.098	
240-18544-1	Antimony	0.32	072SB-0063-0001-SO
	Cadmium	0.385	
	Selenium	0.912	
	Silver	0.15	

- Laboratory Control Samples: The recoveries were within the control limits listed in DoD QSM Table G-19 of 80-120%.

- Laboratory Duplicates: Laboratory duplicate analyses were performed on 072SB-0001-0001-SB, 072SB-0012-0001-SO, 072SB-0026-0001-SO, 073SB-0007M-0001-SO, 072SB-0035-0001-SO, 072SB-0063-0001-SO, 076SB-0090M-0001-SO, 076SB-0091M-0001-SO, 076SB-0100M-0001-SO, and 075TR-0002-0001-SO. The results were only assessed for common detects ≥5× the LOQ. In cases where results were <5× the LOQ, the reasonable control limit of ± the LOQ was applied. Except as noted in the table below, the RPDs were within the control limits listed in DoD QSM Tables F-7 and F-8 of ≤20%.

  Results listed in the table below were qualified as estimated, "J," and coded with an "E" qualification code. As per the *National Function Guidelines*, all samples in an SDG were qualified; however, the parent samples were qualified only for their own outliers.

Samples qualified for laboratory duplicate RPD outliers			
Parent Sample	Analyte	RPD	Qualified samples
072SB-0001-0001-SO	Calcium	28%	072SB-0001-0001-SO, 072SB-0014-0001-SO
072SB-0012-0001-SO	Arsenic	29%	072SB-0012-0001-SO, 072SB-0014-0001-SO
072SB-0035-0001-SO	Potassium	24%	072SB-0039-0001-SO
072SB-0063-0001-SO	Manganese	36%	072SB-0063-0001-SO

- Matrix Spike/Matrix Spike Duplicate: Matrix spike analyses were performed on 072SB-0001-0001-SB, 072SB-0012-0001-SO, 072SB-0026-0001-SO, 073SB-0007M-0001-SO, 072SB-0035-0001-SO, 072SB-0063-0001-SO, 076SB-0090M-0001-SO, 076SB-0091M-0001-SO, 076SB-0100M-0001-SO, and 075TR-0002-0001-SO. The results were not assessed when the native sample concentration exceeded the spiked amount by a factor of four or more. Except as noted in the table below, the recoveries were within the control limits listed in DoD QSM Table G-19 of 80-120%.

  Based on consistently poor recoveries from all SI Sites, the nondetected antimony results associated with recoveries below 30% were rejected, "R," even though the post digestion spike recoveries were acceptable. Detected results listed in the table below were qualified as estimated, "J." In the absence of qualifications with conflicting bias, the results were qualified as estimated with a potential low bias, "J-," or estimated with a potential high bias, "J+." The qualified results were coded with a "Q" qualification code. As per the *National Function Guidelines*, all samples in an SDG were qualified; however, the parent samples were qualified only for their own outliers.

Samples qualified for matrix spike recovery outliers			
Parent Sample	Analyte	%R	Qualified samples
072SB-0001-0001-SO	Arsenic	77%	072SB-0001-0001-SO, 072SB-0014-0001-SO
	Barium	127%	

Samples qualified for matrix spike recovery outliers			
Parent Sample	Analyte	%R	Qualified samples
	Beryllium	79%	
	Calcium	298%	
	Cadmium	79%	
	Nickel	69%	
	Antimony	24%	
	Potassium	55%	
	Selenium	68%	
072SB-0012-0001-SO	Beryllium	78%	072SB-0012-0001-SO, 072SB-0014-0001-SO
	Copper	123%	
	Lead	122%	
	Antimony	18%	
	Potassium	71%	
	Selenium	74%	
072SB-0026-0001-SO	Arsenic	69%	072SB-0026-0001-SO
	Calcium	74%	
	Copper	75%	
	Antimony	**20%**	
	Thallium	75%	
	Selenium	73%	
072SB-0035-0001-SO	Arsenic	64%	072SB-0039-0001-SO
	Barium	32%	
	Beryllium	76%	
	Chromium	73%	
	Nickel	79%	
	Lead	159%	
	Antimony	**23%**	
	Vanadium	61%	
	Potassium	5%	
	Selenium	68%	
072SB-0063-0001-SO	Silver	39%	072SB-0063-0001-SO
	Arsenic	0%	
	Calcium	193%	
	Cadmium	60%	
	Chromium	79%	
	Cobalt	52%	
	Copper	16%	
	Sodium	39%	
	Antimony	28%	
	Potassium	70%	
	Selenium	25%	

Bold analytes were nondetected and rejected in the associated samples.

All post digestion spike recoveries were within the control limits listed in DoD QSM Table F-8 of 75-125%.

- Serial Dilution: Serial dilution analyses were performed on 072SB-0001-0001-SB, 072SB-0012-0001-SO, 072SB-0026-0001-SO, 073SB-0007M-0001-SO, 072SB-0035-0001-SO, 072SB-0063-0001-SO, 076SB-0090M-0001-SO, 076SB-0091M-0001-SO, and 076SB-0100M-0001-SO for the 6020 analytes. A zinc %D associated with sample 072SB-0026-0001-SO exceeded the control limit at 11%; therefore, the zinc detect in the sample was qualified as estimated, "J," and coded with an "A" qualification code. All remaining %Ds were within the control limits listed in DoD QSM Table F-7 and F-8 of ≤10%. The serial dilution control limit is only applicable when the original sample concentration is minimally ≥50× the LOQ.

- Internal Standards: As per the DOD QSM Table F-8, the ICPMS sample internal standards intensities were within 30-120% of those in the ICV. Yttrium (^{89}Y) was spiked into the QC samples but not the site samples.

- Sample Result Verification: For Level IV validation, calculations were verified and the sample results reported on the sample result summary were verified against the raw data. Any result reported between the DL and the LOQ was qualified as estimated, "J." Reported nondetects are valid to the LOD.

  Due to instrument limitations, the mercury raw data did not list the sample absorbances; therefore, the reviewer was not able to calculate the sample results from the raw data. Additionally, the ICP-MS raw data did not list absorbances for the ICV, CCV, ICSAB, and MRL samples, and the %R was listed instead of the sample concentrations.

- Manual Integrations: No manual integrations were noted in the mercury analyses.

- Field QC Samples: Field QC samples were evaluated, and if necessary, qualified based on method blanks and other laboratory QC results affecting the usability of the field QC data. Any remaining detects were used to evaluate the associated site samples. Following are findings associated with field QC samples:

  - Field Blanks and Equipment Rinsates: No field blank or equipment rinsate samples were associated with the validated samples.

  - Field Duplicate Samples: Seven field duplicate samples were collected and analyzed for metals. The RPD criterion in FWQAPP Table 3-1 of ≤50% was only applied when results for common detects were ≥5× the LOQ. In cases where results were <5× the LOQ, the reasonable control limit of ± the LOQ was applied. Except as noted below, all results were within the control limits. See Appendix C for a complete comparison of all primary and field duplicate results.

Metals field duplicate outliers				
Primary Sample	**Field Duplicate**	**Analyte**	**RPD**	**W/In LOQ**
072SB-0001-0001-SO	072SB-0002-0001-SO	Barium	64%	N/A
		Calcium	149%	N/A
072SB-0026-0001-SO	072SB-0027-0001-SO	Arsenic	61%	N/A

Metals field duplicate outliers				
Primary Sample	**Field Duplicate**	**Analyte**	**RPD**	**W/In LOQ**
		Manganese	116%	N/A

6.2.9 General Chemistry - Hexavalent Chromium

A total of 29 primary soil samples and 3 field duplicate samples were analyzed by TA-Pittsburg for hexavalent chromium by USEPA Method 7196A. A total of 4 primary soil samples were validated at Level IV.

- MDL studies were not evaluated as part of this project.
- Calibration: Calibration criteria were met.
    - Initial calibration: The linear regression correlation coefficient was within the control limit listed in DoD QSM Table F-9 of ≥0.995.
    - The ICV and CCV recoveries were within the control limits listed in DoD QSM Table F-9 of 90-110%.
    - Although not required by the DoD QSM, a standard of 3× the DL is required by the FWQAPP. MRL recoveries affecting sample results were within the reasonable control limits of 70-130%.
- Blanks: The method blank and CCBs had no applicable detects above the control limit listed in DoD QSM Table F-9 of one-half the LOQ.
- Laboratory Control Samples: The recoveries were within the matrix spike control limits listed in DoD QSM Table F-9 of 85-115%
- Laboratory Duplicates: A laboratory duplicate analysis was performed on 076SB-0125-0001-SO. Hexavalent chromium was not detected in either sample.
- Matrix Spike/Matrix Spike Duplicate: No MS/MSD analyses were performed on a site sample. Method accuracy was evaluated based on LCS results.
- Sample Result Verification: For Level IV validation, calculations were verified and the sample results reported on the sample result summary were verified against the raw data. Any result reported between the DL and the LOQ was qualified as estimated, “J.” Reported nondetects are valid to the LOD.

  Hexavalent chromium was reported utilizing the method of standard additions (MSA), which is recommended for matrices expected to have interference. Results from MSA are best when the MSA linear regression slope is nearly equivalent to the initial calibration slope; however, the slopes for most site samples were more than a factor of 10 less than the initial calibration slope, indicating a nominal change in absorbance is observed in the MSA analyses for a relatively significant change in concentration.

- Manual Integrations: Manual integrations are not applicable to this analysis.
- Field QC Samples: Field QC samples were evaluated, and if necessary, qualified based on method blanks and other laboratory QC results affecting the usability of the field QC data. Any remaining detects were used to evaluate the associated site samples. Following are findings associated with field QC samples:
    - Field Blanks and Equipment Rinsates: No field blank or equipment rinsate samples were associated with the validated samples.
    - Field Duplicate Samples: Four field duplicate samples were collected and analyzed for metals. The RPD criterion in FWQAPP Table 3-1 of ≤50% was only applied when results for common detects were ≥5× the LOQ. In cases where results were <5× the LOQ, the reasonable control limit of ± the LOQ was applied. All results were within the control limits. See Appendix C for a complete comparison of all primary and field duplicate results.

6.3 Data Usability

According to the Draft Site Inspection Report prepared by ECC, the field completeness was 100%.

Three data points were rejected for poor MS/MSD and calibration standard recoveries. In instances where a data point had multiple results, the reviewer chose the most technically sound result to report and rejected the remaining data points. These data points do not affect data quality or usability and are not included in the table below. Data with LODs that exceeded the established criteria and data estimated for quality control outliers or for detects between the DL and the LOQ were included in the table below for informational purposes only.

Table 20. Analytical completeness for RVAAP-72 validated primary data

			Number of Results					Percent Complete
Analysis	**Samples Analyzed**	**Analytes per Sample**	**Total**	**Rejected**	**LODs/DLs Exceeding Criteria**	**Estimated for QC Outliers**	**Estimated for Detects <LOQ**	
Explosives*	1	16	15	0	0/0	2	0	100%
Nitroguanidine	1	1	1	0	0/0	0	0	100%
Nitrocellulose	1	1	1	0	0/0	0	0	100%
PCBs	1	7	7	0	0/0	0	0	100%
Pesticides	1	21	21	0	0/0	20	0	100%
TPH	9	3	27	0	0/0	1	0	100%
SVOCs*	6	66 or 16	144	1	0/0	20	7	99.3%
VOCs	9	36 or 4	132	0	0/0	51	3	100%
Metals	6	23	138	2	0/0	60	15	98.6%
Hexavalent chromium	4	1	4	0	0/0	4	1	100%
		Totals	**490**	**3**	**0/0**	**154**	**26**	**99.4%**

*Results rejected as duplicate data do not appear in the Total Analyte count.

The analytical completeness goal for the project established in the FWQAPP was 90% for each method. The completeness goal was met for all analyses.

6.4 Primary and Field Duplicate Comparison Summary

Primary and field duplicate sample comparisons were considered to be in good agreement as only 5.5% of the field duplicate pair results were above the FWQAPP control limit of 50% for soils or +/- the LOQ for results below 5× the LOQ.

Fifteen of the twenty-seven outliers were in pair 072SB-0076-001-SO/072SB-0077-0001-SO and eighteen of the twenty-seven outliers were for SVOCs. In general, 072SB-0077-0001-SO had higher concentrations than 072SB-0076-001-SO. All comparison results are presented in Appendix C.

Table 21. RVAAP-72 primary/field duplicate sample comparison summary

Method	Primary/Field Duplicate Pairs	Number of analytes	Total Analytes	Results within control limits	Results above control limit
TPH	7	3	21	20	1
SVOCs	7	16 or 66	262	244	18
VOCs	7	4 or 5	30	26	4
Metals*	7	23	160	156	4
Hexavalent chromium	3	1	3	3	0
Herbicide	1	11	11	11	0

*Total Analyte count affected by rejected results

6.5 Specific Data Concerns

Specific concerns regarding the data are noted below:

- Hexavalent chromium was reported utilizing MSA, which is recommended for matrices expected to have interference. Results from MSA are best when the MSA linear regression slope is nearly equivalent to the initial calibration slope; however the slopes for most site samples were more than a factor of 10 less than the initial calibration slope, indicating a nominal change in absorbance is observed in the MSA analyses for a relatively significant change in concentration.

- Due to instrument limitations, the mercury raw data did not list the sample absorbances; therefore, the reviewer was not able to calculate the sample results from the raw data. Additionally, the ICP-MS raw data did not list absorbances for the ICV, CCV, ICSAB, and MRL samples, and the %R was listed instead of the sample concentrations.

In order to avoid repetition of the issues noted above, the following actions should be taken:

- MEC^X recommends requesting the laboratory, TA-North Canton, to analyze one MRL standard and one matrix spike by MSA in order to confirm the laboratory's accuracy in reporting hexavalent chromium by MSA.

- MEC^X recommends the laboratory be requested to alter the IPC-MS and mercury instrument set up in order to report mercury and ICP-MS raw absorbances and ICP-MS ICV, CCV, ICSAB, and MRL concentrations.

7 GEORGE ROAD SEWER TREATMENT PLANT MERCURY SPILL, RVAAP-75

7.1 Current Investigation

ECC completed an SI at George Road Sewage Treatment Plant Mercury Spill (RVAAP-75). The SI for RVAAP-75 was conducted in accordance with the USEPA *Interim Final Guidance for Performing Site Inspections Under Comprehensive Environmental Response, Compensation, and Liability Act (CERCLA)* (USEPA 1992). The HRR identified historic uses and potential environmental concerns at this site with respect to possible HTRW and/or MEC issues (SAIC 2011).

Due to a spill of a one pint jar of elemental mercury within the comminutor building that subsequently entered the building's drain system, the HHR concluded the RVAAP-75 was a candidate for further investigation. The data validated in this report are part of the initial intrusive SI at RVAAP-75 conducted to assess the potential presence of contamination. The total sample counts, samples selected for data validation, and the field duplicates are presented in the tables below.

Table 22. Total sample count for RVAAP-75

Matrix	Primary Samples	Field Duplicates	Split Samples	Explosives	Propellants	PCBs	Pesticides	SVOCs	VOCs	Metals
Soil	8	2	0	1	1	1	1	1	1	8

Table 23. RVAAP-75 validated samples and methods

Sample ID	SDG	Matrix	Collected	Explosives	Propellants	PCBs	SVOCs	VOCs	Metals
075SD-0002-0001-SD	240-17467-1 240-17467-2	Soil	11/9/2012	x	x	x	x	x	x

Table 24. RVAAP-75 field duplicate samples

Duplicate Sample ID	Parent Sample
075TR-0003-0001-SO	075TR-0002-0001-SO
075SD-0003-0001-SD	075SD-0002-0001-SD

7.1.1 Sample Collection

According to the laboratory Sample Receipt Form, custody seals were not utilized; however, in reviewing the relinquish and receipt times, it appeared the samples were transferred to the laboratory by courier. One correction was made to the chain-of-custody by overwriting the original entry. The correction was not initialed or dated. No other sample collection issues were noted.

7.1.2 Data Completeness

Data completeness for the project described in this report was found to be generally acceptable as no deliverables were missing from the SDGs reviewed.

7.1.3 Preservation and Holding Time Requirements

The sample coolers were received within the temperature control limit of 4 ±2°C control limit. All method preservation requirements were met.

All holding times, as listed in Table 4, were met, with the exception of a re-extraction of SVOC sample 075SD-0002-0001-SD, due to a noncompliant method blank. Only target compound bis(2-ethylhexyl)phthalate was reported from the re-extraction analysis. The result was qualified as an estimated nondetect, "UJ," and coded with an "H" qualification code.

7.1.4 Detection Limit Requirements

LODs and DLs for nondetected analytes were compared against the most stringent CUGs listed in Tables 5-8, 5-9, and 5-10 of *Final Facility-Wide Human Health Cleanup Goals for the Ravenna Army Ammunition Plant* (2010) or the RSLs if no CUG was listed. No LODs or DLs exceeded criteria.

7.2 RVAAP-75 Data Quality Evaluation

This section summarizes the data quality of validated samples for each analytical method evaluated.

7.2.1 Explosives

A single soil sample and one field duplicate sample were analyzed by TA-West Sacramento for explosives by USEPA SW-846 Method 8330B. The primary soil sample was validated at Level IV.

- MDL studies were not evaluated as part of this project.
- Calibration:
  - The primary column initial calibration average %RSDs for RDX and 2-nitrotoluene exceeded the control limit at 20% and 16%, respectively; therefore, the nondetected results for these compounds were qualified as estimated, "UJ," in 075SD-0002-0001-SD. The qualified results were coded with a "C" qualification code. The remaining initial calibration average %RSDs were within the control limits listed in DoD QSM Table F-3 of ≤15%, or the linear regression r^2 values were ≥0.990.
  - The second source initial calibration verification standard recoveries were within the control limit listed in DoD QSM Table F-3 of ±20%.

- The CCV standard %Ds were within the control limits listed in DoD QSM Table F-3 of ±20%.
- Although not required by the DoD QSM, a standard of 3× the DL is required by the FWQAPP. Low-level MRL standards were analyzed in association with the validated samples and the results were within the reasonable control limits of 70-130%.

- Blanks: The method blank associated with the validated sample had no target compound detects above the control limit listed in DoD QSM Table F-3 of one-half the LOQ.

- Laboratory Control Samples: Recoveries were within the control limits listed in DoD QSM Tables G-2 and G-13 and within the reasonable laboratory control limits for nitroglycerin (76-116%) and PETN (76-116%).

- Surrogate Recovery: As no surrogate control limit was listed in the DoD QSM, surrogate recoveries were assessed against the reasonable laboratory-established control limits of 78-118%. Recoveries affecting sample results were within the control limits.

- Matrix Spike/Matrix Spike Duplicate: MS/MSD analyses were performed on sample 075SB-0002-0001-SD. Recoveries were within the control limits listed in DoD QSM Tables G-2 and G-13 and within the reasonable laboratory control limits for nitroglycerin (76-116%) and PETN (76-116%). The RPDs were within the control limit listed in DoD QSM Table F-3 of ≤20%.

- Compound Identification: Compound identification was verified for the sample validated at a Level IV. Review of sample chromatograms and retention times indicated no problems with target compound identification. The intercolumn %RPD for tetryl was 105%; therefore, tetryl detected in 075SD-0002-0001-SD was qualified as tentatively identified, “N,” and coded with an “*III” qualification code.

  Although not affecting the nondetected sample results, the primary column MRL recoveries for the later eluting compounds were recovered above the control limit. Review of the chromatogram indicated poorer peak shape for these compounds.

- Compound Quantification and Reported Detection Limits: Compound quantification was verified for the sample detect and a portion of the LCS results. The LOQs were supported by the low point of the initial calibration and the laboratory DLs. Any result reported between the DL and the LOQ was qualified as estimated, “J.” Reported nondetects are valid to the LOD.

  The intercolumn %RPD for tetryl exceeded the control limit listed in DoD QSM Table F-3 of ≤40%, at 105%; therefore, tetryl detected in 075SD-0002-0001-SD was qualified as estimated, “J,” and coded with an “*III” qualification code.

Target compounds 2,4-dinitrotoluene, 2,6-dinitrotoluene, and nitrobenzene were reported by both Method 8330B and 8270C in sample 075SD-0002-0001-SD. As there were no detects for these compounds; the reviewer chose to report the results with the lowest LODs. The 8330B result for nitrobenzene was rejected, "R," as duplicate data and coded with a "D" qualification code. The 8330B results for 2,4-dinitrotoluene and 2,6-dinitrotoluene were retained.

- System Performance: Review of the raw data indicated no problems with system performance.
- Manual Integrations: Some manual integrations were performed for the initial calibrations, CCVs, and the site sample. All manual integrations were performed in order to report closely eluting peaks or to account for baseline anomalies and were deemed acceptable by the reviewer.
- Field QC Samples: Field QC samples were evaluated, and if necessary, qualified based on method blanks and other laboratory QC results affecting the usability of the field QC data. Any remaining detects were used to evaluate the associated site samples. Following are findings associated with field QC samples:
    - Field Blanks and Equipment Rinsates: No field blank or equipment rinsate samples were associated with the validated sample.
    - Field Duplicates: One field duplicate sample was collected and analyzed for explosive compounds. The RPD criterion in FWQAPP Table 3-1 of ≤50% was only applied when results for common detects were ≥5× the LOQ. In cases where results were <5× the LOQ, the reasonable control limit of ± the LOQ was applied. All results were within the control limits. See Appendix C for a complete comparison of all primary and field duplicate results.

7.2.2 Propellants

A single soil sample and one field duplicate sample were analyzed by TA-West Sacramento for nitroguanidine by USEPA SW-846 Method 8330 and for nitrocellulose by laboratory SOP WS-WC-0050. The primary soil sample was validated at Level IV.

- MDL studies were not evaluated as part of this project.
- Calibration:
    - The nitroguanidine initial calibration average percent %RSD was within the control limit listed in DoD QSM Table F-2 of ≤20%. Nitrocellulose linear regression r values were within the control limit listed in the DoD QSM Table F-11 of ≥0.995.
    - The nitroguanidine second source ICV recovery was within the control limits listed in DoD QSM Table F-2 of 85-115%. The nitrocellulose ICV recovery exceeded the

control limit at 192% (limits are 90-110%); however, as nitrocellulose was not detected in the sample, no qualifications were required.

- The nitroguanidine CCV recoveries were within the control limits listed in DoD QSM Table F-2 of 85-115%. The nitrocellulose CCV recoveries were within the control limits listed in DoD QSM Table F-11 of 90-110%.
- Although not required by the DoD QSM, a standard of 3× the DL is required by the FWQAPP. MRL recoveries associated with the sample were within the reasonable control limits of 70-130%.

- Blanks: The method blanks had no target compound detects above the control limits listed in DoD QSM Tables F-2 and F-11 of one-half the LOQ.
- Laboratory Control Samples: No nitroguanidine or nitrocellulose LCS control limits are listed in the DoD QSM; therefore, the laboratory control limits were used to assess the results. The nitroguanidine recovery was within the control limits of 72-121%. The nitrocellulose recovery was within the laboratory-established control limits of 34-115%.
- Surrogate Recovery: A surrogate was not required for the analysis of nitroguanidine or nitrocellulose.
- Matrix Spike/Matrix Spike Duplicate: MS/MSD analyses were performed on sample 075SD-0002-0001-SD for both propellants. The nitroguanidine recoveries (56%, 58%) were below the laboratory-established control limits of 72-121%; therefore, nondetected nitroguanidine was qualified as estimated, UJ," in 075SD-0002-0001-SD. The qualified result was coded with a "Q" qualification code. The nitrocellulose recoveries were within the laboratory-established control limits of 34-115%. Both RPDs were ≤20%.
- Compound Identification: Compound identification was verified for the sample validated at a Level IV. Review of the sample chromatograms and retention times indicated no problems with target compound identification.
- Compound Quantification and Reported Detection Limits: Compound quantification was verified for the sample validated at a Level IV. The LOQs were supported by the low point of the initial calibration and the laboratory DLs. Any result reported between the DL and the LOQ was qualified as estimated, "J." Reported nondetects are valid to the LOD.

  Nitroguanidine was not detected in the validated sample; therefore, confirmation analysis was not required.
- System Performance: Review of the raw data indicated no problems with system performance.

- Manual Integrations: Some manual integrations were performed for nitroguanidine. The manual integrations were performed to correct baseline integration. The manual integrations were deemed acceptable by the reviewer.

- Field QC Samples: Field QC samples were evaluated, and if necessary, qualified based on method blanks and other laboratory QC results affecting the usability of the field QC data. Any remaining detects were used to evaluate the associated site samples. Following are findings associated with field QC samples:

    - Field Blanks and Equipment Rinsates: No field blank or equipment rinsate samples were associated with the validated sample.

    - Field Duplicates: One field duplicate sample was collected and analyzed for propellants. The RPD criterion in FWQAPP Table 3-1 of ≤50% was only applied when results for common detects were ≥5× the LOQ. In cases where results were <5× the LOQ, the reasonable control limit of ± the LOQ was applied. All results were within the control limits. See Appendix C for a complete comparison of all primary and field duplicate results.

7.2.3 Polychlorinated Biphenyls (PCBs)

A single soil sample and one field duplicate sample were analyzed by TA-North Canton for PCBs by USEPA SW-846 Method 8082. The primary soil sample was validated at Level IV.

- MDL studies were not evaluated as part of this project.

- Calibration: Calibration criteria listed in the DoD QSM Table F-2 were met.

    - Initial calibration average %RSDs were within the control limit of ≤20%.

    - The second source ICV recoveries were within the control limit of ±20% for all applicable Aroclors.

    - The CCV standard recoveries were within the control limit of ±20%.

    - Although not required by the DoD QSM, a standard of 3× the DL is required by the FWQAPP. MRL standard recoveries were within the reasonable control limit of ±30%.

- Blanks: The method blank associated with the validated sample had no target compound detects above the control limit listed in the DoD QSM Table F-2, of one-half the LOQ.

- Laboratory Control Samples: Recoveries for Aroclor 1016 and Aroclor 1260 were within the control limits listed in DoD QSM Table G-17.

- Surrogate Recovery: Recoveries were within the control limits listed in DoD QSM Table G-3 of 60-125%.

- Matrix Spike/Matrix Spike Duplicate: MS/MSD analyses were performed on sample 075SD-0002-0001-SD. Recoveries were within the control limits listed in DoD QSM Table G-17 and RPDs for both Aroclors were within the control limit listed in the DoD QSM Table F-2 of ≤30%.

- Compound Identification: Compound identification was verified for the validated sample. Review of the sample chromatograms, standards, and retention times indicated no problems with target compound identification.

- Compound Quantification and Reported Detection Limits: Compound quantification was verified for the validated sample. The LOQs were supported by the low point of the initial calibration and the laboratory DLs. Any result reported between the DL and the LOQ was qualified as estimated, "J." Reported nondetects are valid to the LOD.

- System Performance: Review of the raw data indicated no problems with system performance.

- Manual Integrations: Some routine manual integrations were performed for the calibration and QC data associated with the sample data, primarily to correct baseline integration and/or separate coeluting peaks. All manual integrations reviewed were deemed appropriate by the reviewer.

- Field QC Samples: Field QC samples were evaluated, and if necessary, qualified based on method blanks and other laboratory QC results affecting the usability of the field QC data. Any remaining detects were used to evaluate the associated site samples. Following are findings associated with field QC samples:

    - Field Blanks and Equipment Rinsates: No field blank or equipment rinsate samples were associated with the validated sample.

    - Field Duplicate Samples: One field duplicate sample was collected and analyzed for PCBs. The RPD criterion in FWQAPP Table 3-1 of ≤50% was only applied when results for common detects were ≥5× the LOQ. In cases where results were <5× the LOQ, the reasonable control limit of ± the LOQ was applied. All results were within the control limits. See Appendix C for a complete comparison of all primary and field duplicate results.

7.2.4 Semivolatile Organic Compounds (SVOCs)

A single soil sample and one field duplicate sample were analyzed by TA-North Canton for SVOCs by USEPA Method 8270C. The primary soil sample was validated at Level IV.

- MDL studies were not evaluated as part of this project.

- GC/MS Tuning: The DFTPP tunes met the method abundance criteria. The samples were analyzed within 12 hours of the DFTPP injection time.

- Calibration: Calibration criteria listed in the DoD QSM Table F-4 were met, with exceptions affecting sample results noted in the text and table below.

  - Initial calibration average RRFs and ICV and CCV RRFs were within method control limits of ≥0.050 for SPCCs. All initial calibration %RSDs were within the control limits of ≤30% for CCCs and ≤15% for remaining compounds, or linear regression r^2 values ≥0.990.

  - All second source ICV standard recoveries affecting sample data were within the control limit of ±20%, with the exception of the recovery of 79.9% for 3,3'dichlorobenzidine. The associated sample result was rejected for other reasons (see Matrix Spike/Matrix Spike Duplicate section), and was not further qualified for the ICV recovery outlier.

  - Continuing calibration %Ds affecting sample data were within the control limit of ≤20%.

  - Although not required by the DoD QSM, a standard of 3× the DL is required by the FWQAPP. MRL standard recoveries were within the reasonable control limit of ±30%, with exceptions noted in the table below. Results listed in the table below were qualified as estimated, "J," for detects, and "UJ," for nondetects in the affected sample. The qualified results were coded with a "C" qualification code.

Samples qualified for MRL %R outliers		
Analyte	**%R**	**Qualified Samples**
2,4-dinitrophenol	37%	075SD-0002-0001-SD
4,6-dinitro-2-methylphenol	46%	
benzo(g,h,i)perylene	58%	
dibenz(a,h)anthracene	68%	
hexachloroethane	58%	
Indeno(1,2,3-cd)pyrene	67%	

- Blanks: The method blank had a detect below the LOQ for 1,2-dichlorobenzene; however, the sample detect for 1,2-dichlorobenzene exceeded five times the method blank concentration and required no qualification. The method blank also had a detect above the LOQ of 50 µg/Kg for bis(2-ethylhexyl)phthalate at 90 µg/Kg. As the method blank was non-compliant, sample 075SD-0002-0001-SD was re-extracted, with an acceptable result. The laboratory reported both the original and re-extraction analyses for all target compounds except bis(2-ethylhexyl)phthalate, which was reported only from the re-extraction analysis; therefore, the results for all compounds in 075SD-0002-0001-SDRE, except bis(2-ethylhexyl)phthalate, were rejected, "R," in favor of the original results. The method blanks associated with the validated sample had no other target compound detects above the control limits listed in DoD QSM Table F-4 of one-half the LOQ for target compounds, and no other common laboratory contaminants detected above the LOQ.

- Laboratory Control Samples: All LCS recoveries were within the control limits listed in DoD QSM Tables G-2 (poor performers) and G-7. The reviewer noted hexachlorocyclopentadiene was not spiked in the LCS.

- Surrogate Recovery: All surrogate recoveries were within the control limits listed in the DoD QSM Tables G-2 (poor performers) or G-3.

- Matrix Spike/Matrix Spike Duplicate: MS/MSD analyses were performed on validated sample 075SD-0002-0001-SD. The MS and MSD had recoveries of 5% and 0% for 3,3-dichlorobenzidine; therefore, the nondetected parent sample result was rejected, "R." Recoveries for 4-nitroaniline were below the control limits of 35-115%, at 30% and 25%. The nondetected result for 4-nitroaniline was qualified as estimated, "UJ." The qualified results were coded with a "Q" qualification code. Remaining recoveries affecting parent sample results were within the control limits listed in DoD QSM Tables G-2 (poor performers) and G-7. The reviewer noted hexachlorocyclopentadiene was not spiked in the MS/MSD. RPDs were within the control limit of ≤30% listed in DoD QSM Table F-4**.**

- Internal Standards Performance: The internal standard area counts and retention times were within the DoD QSM Table F-4 control limits established by the midpoint initial calibration standard: ±30 seconds for retention times and -50% / +100% for internal standard areas.

- Compound Identification: Compound identification was verified for the sample validated at Level IV. Review of the sample chromatogram, retention times, and spectra indicated no problems with target compound identification.

- Compound Quantification and Reported Detection Limits: Compound quantification was verified for the sample validated at Level IV. The sample had a 2-ml final extract volume, resulting in an effective 2× dilution. The LOQs were supported by the low point of the initial calibration and the laboratory DLs. Any result reported between the DL and the LOQ was qualified as estimated, "J," by the laboratory. Reported nondetects are valid to the LOD.

  Target compounds 2,4-dinitrotoluene, 2,6-dinitrotoluene, and nitrobenzene were reported by both Method 8330B and 8270C in samples 075SD-0002-0001-SD. As there were no detects for these compounds; the reviewer chose to report the results with the lowest LODs. The 8270C results for 2,4-dinitrotoluene and 2,6-dinitrotoluene were rejected, "R," as duplicate data and coded with a "D" qualification code. The 8270C result for nitrobenzene was retained.

- System Performance: Review of the raw data indicated no problems with system performance.

- Manual Integrations: Some routine manual integrations were performed for the samples, and for calibration and QC data associated with the sample data, primarily due to peaks

missed or incorrectly chosen by the data system, split peaks, or poor baseline integration. All manual integrations reviewed were deemed appropriate by the reviewer.

- Field QC Samples: Field QC samples were evaluated, and if necessary, qualified based on method blanks and other laboratory QC results affecting the usability of the field QC data. Any remaining detects were used to evaluate the associated site samples. Following are findings associated with field QC samples:
    - Field Blanks and Equipment Rinsates: No field blank or equipment rinsate samples were associated with the validated sample.
    - Field Duplicate Samples: One field duplicate sample was collected and analyzed for SVOCs. The RPD criterion in FWQAPP Table 3-1 of ≤50% was only applied when results for common detects were ≥5× the LOQ. In cases where results were <5× the LOQ, the reasonable control limit of ± the LOQ was applied. Except as noted below the results were within the control limits. See Appendix C for a complete comparison of all primary and field duplicate results.

SVOC field duplicate outliers				
Primary Sample	**Field Duplicate**	**Analyte**	**RPD**	**W/In LOQ**
075SD0002-0001-SD	075SD-0003-0001-SD	Benzo(b)fluoranthene	63%	N/A
		Chrysene	155%	N/A
		Phenanthrene	67%	N/A
		1,2-Dichlorobenzene	60%	N/A
		Anthracene	N/A	No
		Fluorene	N/A	No

7.2.5 Volatile Organic Compounds (VOCs)

A single soil sample and one field duplicate sample were analyzed by TA-North Canton for volatile compounds by USEPA Method 8260B. The primary soil sample was validated at Level IV.

- MDL studies were not evaluated as part of this project.
- GC/MS Tuning: The BFB tunes met the method abundance criteria. The samples were analyzed within 12 hours of the BFB injection time.
- Calibration: Calibration criteria listed in DoD QSM Table F-4 were met, with exceptions noted below.
    - Initial calibration average RRFs and ICV and CCV RRFs were within the control limits of ≥0.30 for chlorobenzene and 1,1,2,2-tetrachloroethane, and ≥0.10 for chloromethane, bromoform, and 1,1-dichloroethane.
    - All initial calibration %RSDs were within the method control limits of ≤30% for the CCCs and ≤15% for remaining compounds, or linear regression r^2 values ≥0.990.

- All second source initial calibration verification standard recoveries were within the control limit of ±20%.
- Continuing calibration %Ds affecting validated sample data were within the control limit of ≤20%
- Although not required by the DoD QSM, a standard of 3× the DL is required by the FWQAPP. MRL standard recoveries affecting sample data were within the reasonable control limit of ±30%.

- Blanks: The method blank associated with the validated sample had no target compound detects above the control limits listed in DoD QSM Table F-4 of one-half the LOQ, and no common laboratory contaminants detected above the LOQ, with one exception affecting sample data. Styrene was detected in the method blank at 0.15 µg/Kg. Styrene detected in 075SD-0002-0001-SD between the LOD and LOQ was qualified as nondetected, "U," at the LOQ. The qualified result was coded with a "B" qualification code.

- Laboratory Control Samples: LCS recoveries were within the control limits listed in DoD QSM Table G-4.

- Surrogate Recovery: Surrogate recoveries affecting sample data were within the control limits listed in DoD QSM Table G-3.

- Matrix Spike/Matrix Spike Duplicate: MS/MSD analyses were performed on validated sample 075SD-0002-0001-SD. Recoveries affecting sample data were within the control limits listed in DoD QSM Table G-4 and RPDs were within the control limit listed in DoD QSM Table F-4, of ≤30%.

- Internal Standards Performance: The internal standard area counts and retention times were within DoD QSM Table F-4 control limits established by the midpoint initial calibration standard: ±30 seconds for retention times and -50% / +100% for internal standard areas.

- Compound Identification: Compound identification was verified for the validated sample. Review of the sample chromatogram, retention times, and spectra indicated no problems with target compound identification.

- Compound Quantification and Reported Detection Limits: Compound quantification was verified for the validated sample. The LOQs were supported by the low point of the initial calibration and the laboratory DLs. Any result reported between the DL and the LOQ was qualified as estimated, "J," by the laboratory. Reported nondetects are valid to the LOD.

- System Performance: Review of the raw data indicated no problems with system performance.

- Manual integrations: Manual integrations were not performed for the validated sample or for associated calibration and QC samples.

- Field QC Samples: Field QC samples were evaluated, and if necessary, qualified based on method blanks and other laboratory QC results affecting the usability of the field QC data. Any remaining detects were used to evaluate the associated site samples. Following are findings associated with field QC samples:

    - Trip Blanks: The trip blank associated with the validated sample in this SDG had no reportable detects above the DL.

    - Field Blanks and Equipment Rinsates: No field blank or equipment rinsate samples were associated with the validated sample.

    - Field Duplicate Samples: One field duplicate sample was collected and analyzed for VOCs. The RPD criterion in FWQAPP Table 3-1 of ≤50% was only applied when results for common detects were ≥5× the LOQ. In cases where results were <5× the LOQ, the reasonable control limit of ± the LOQ was applied. All results were within the control limits. See Appendix C for a complete comparison of all primary and field duplicate results.

7.2.6 Metals

Eight primary soil samples and two field duplicate samples were analyzed by TA-North Canton for various metals by USEPA Methods 6020 and 7471. One primary soil sample was validated at Level IV.

- MDL studies were not evaluated as part of this project.

- Calibration: All calibration criteria were met.

    - As per DoD QSM Table F-8, the mass calibrations were ≤0.1 amu of the true values and the resolutions were <0.9 amu at full width at 10% peak height. The %RSDs were within the control limit listed in the DoD QSM Table F-8 of ≤5%.

    - Initial calibration: The mercury linear regression correlation coefficient was within the control limit listed in the DoD QSM Table F-7 of ≥0.995. The remaining analytes used a single point calibration.

    - The ICPMS ICV and CCV recoveries were within the control limits listed in DoD QSM Table F-8 of 90-110%. The mercury ICV and CCV recoveries were within the control limits listed in DoD QSM Table F-7 of 90-110% and 80-120%, respectively.

    - CRI/MRL recoveries affecting sample results were within the control limits listed in DoD QSM Tables F-7 and F-8 of 80-120%.

- Blanks: The method blanks had no applicable detects above the control limits listed in DoD QSM Tables F-7 and F-8 of one-half the LOQ or greater than one-tenth the amount measured in any sample. CCBs had no applicable detects above the control limit listed in DoD QSM Tables F-7 and F-8 of greater than the LOD.

- Interference Check Samples: ICPMS interference check sample A (ICSA) and AB (ICSAB) recoveries were within the control limits listed in DoD QSM Table F-8 of 80-120%. There were several analytes detected in the ICSA, but not at sufficient concentration to warrant qualification of the site sample.

- Laboratory Control Samples: The recoveries were within the control limits listed in DoD QSM Table G-19 of 80-120%.

- Laboratory Duplicates: A laboratory duplicate analysis was performed on 075SD-0002-0001-SD. The RPDs for aluminum (26%), chromium (21%), sodium (32%), vanadium (24%), and potassium (42%) exceeded the control limit; therefore, detects for these analytes in 075SD-0002-0001-SD were qualified as estimated, "J," and coded with an "E" qualification code. The remaining RPDs were within the control limits listed in DoD QSM Tables F-7 and F-8 of ≤20%. The control limit was only applied when results for common detects were ≥5× the LOQ. In cases where results were <5× the LOQ, the reasonable control limit of ± the LOQ was applied.

- Matrix Spike/Matrix Spike Duplicate: A matrix spike analysis was performed on 075SD-0002-0001-SD. The recoveries for arsenic (76%), barium (57%), chromium (73%), magnesium (69%), nickel (77%), antimony (25%), vanadium (66%), potassium (56%), mercury (60%), and selenium (74%) were below the control limit; therefore, the results for these analytes, all detects, were qualified as estimated with a potential low bias, "J-." The qualified results were coded with a "Q" qualification code. The remaining recoveries were within the control limits listed in DoD QSM Table G-19 of 80-120%. Matrix spike control limits were not applied when the native sample concentration exceeded the spiked amount by a factor of four or more.

  All post digestion spike recoveries were within the control limits listed in DoD QSM Table F-8 of 75-125%.

- Serial Dilution: A serial dilution analysis was performed on 075SD-0002-0001-SD for the 6020 analytes. The %Ds were within the control limits listed in DoD QSM Table F-8 of ≤10%. The serial dilution control limit is only applicable when the original sample concentration is minimally ≥50× the LOQ.

- Internal Standards: As per the DOD QSM Table F-8, the ICPMS sample internal standards intensities were within 30-120% of those in the ICV.

- Sample Result Verification: For Level IV validation, calculations were verified and the sample results reported on the sample result summary were verified against the raw data.

Any result reported between the DL and the LOQ was qualified as estimated, "J." Reported nondetects are valid to the LOD.

Due to instrument limitations, the mercury raw data did not list the sample absorbances; therefore, the reviewer was not able to calculate the sample results from the raw data. Additionally, the ICP-MS raw data did not list absorbances for the ICV, CCV, ICSAB, and MRL samples, and the %R was listed instead of the sample concentrations.

- Manual Integrations: No manual integrations were noted in the mercury analyses.
- Field QC Samples: Field QC samples were evaluated, and if necessary, qualified based on method blanks and other laboratory QC results affecting the usability of the field QC data. Any remaining detects were used to evaluate the associated site samples. Following are findings associated with field QC samples:
    - Field Blanks and Equipment Rinsates: No field blank or equipment rinsate samples were associated with the validated sample.
    - Field Duplicate Samples: One field duplicate sample was collected and analyzed for metals. The RPD criterion in FWQAPP Table 3-1 of ≤50% was only applied when results for common detects were ≥5× the LOQ. In cases where results were <5× the LOQ, the reasonable control limit of ± the LOQ was applied. Except as noted below, the results were within the control limits. See Appendix C for a complete comparison of all primary and field duplicate results.

Metals field duplicate outliers				
Primary Sample	**Field Duplicate**	**Analyte**	**RPD**	**W/In LOQ**
075SD0002-0001-SD	075SD-0003-0001-SD	Beryllium	63%	N/A
		Calcium	155%	N/A
		Magnesium	67%	N/A
		Manganese	60%	N/A
		Sodium	N/A	No
		Mercury	N/A	No

7.3 Data Usability

According to the Draft Site Inspection Report prepared by ECC, the field completeness was 100%.

One data point was rejected for poor MS/MSD recoveries. In instances where a data point had multiple results, the reviewer chose the most technically sound result to report and rejected the remaining data points. These data points do not affect data quality or usability and are not included in the table below. Data with LODs/DLs that exceeded the established criteria and data estimated for quality control outliers or for detects between the DL and the LOQ were included in the table below for informational purposes only.

Table 25. Analytical completeness for RVAAP-75 validated primary data

			Number of Results					
Analysis	**Samples Analyzed**	**Analytes per Sample**	**Total**	**Rejected**	**LODs/DLs Exceeding Criteria**	**Estimated for QC Outliers**	**Estimated for Detects <LOQ**	**Percent Complete**
Explosives*	1	16	15	0	0/0	3	0	100%
Nitroguanidine	1	1	1	0	0/0	1	0	100%
Nitrocellulose	1	1	1	0	0/0	0	0	100%
PCBs	1	7	7	0	0/0	0	0	100%
SVOCs*	1	66	64	1	0/0	8	3	98.4%
VOCs	1	36	36	0	0/0	1	2	100%
Metals	1	23	23	0	0/0	12	1	100%
		Totals	**147**	**1**	**0/0**	**25**	**6**	**99.3%**

*Results rejected as duplicate data do not appear in the Total Analyte count.

The analytical completeness goal for the project established in the FWQAPP was 90% for each method. The completeness goal was met for all analyses.

7.4 Primary and Field Duplicate Comparison Summary

Primary and field duplicate sample comparisons were considered to be in reasonable agreement as only 7.2% of the field duplicate pair results were above the FWQAPP control limit of 50% for soils or +/- the LOQ for results below 5× the LOQ. There were six outliers in the metals and SVOCs. The metals results for 075SD-0003-0001-SD were larger than those for 075SD-0002-0001-SO, while the SVOC result were generally larger in 075SD0002-0001-SO. All comparison results are presented in Appendix C.

Table 26. RVAAP-75 primary/field duplicate sample comparison summary

Method	**Primary/Field Duplicate Pairs**	**Number of Analytes**	**Total Analytes**	**Results within control limits**	**Results above control limit**
Explosives*	1	16	15	15	0
Nitroguanidine	1	1	1	1	0
Nitrocellulose	1	1	1	1	0
PCBs	1	7	7	7	0
Pesticides	1	21	21	21	0
SVOCs*	1	65	62	56	6
VOCs	1	36	36	36	0
Metals	2	23 or 1	24	18	6

*Results rejected as duplicate data do not appear in the Total Analyte count.

7.5 Specific Data Concerns

Specific concerns regarding the data are noted below:

- Due to instrument limitations, the mercury raw data did not list the sample absorbances; therefore, the reviewer was not able to calculate the sample results from the raw data. Additionally, the ICP-MS raw data did not list absorbances for the ICV, CCV, ICSAB, and MRL samples, and the %R was listed instead of the sample concentrations.

In order to avoid repetition of the issues noted above, the following actions should be taken:

- MEC^{X} recommends the laboratory be requested to alter the IPC-MS and mercury instrument set up in order to report mercury and ICP-MS raw absorbances and ICP-MS ICV, CCV, ICSAB, and MRL concentrations.

8 BUILDING 1037, LAUNDRY WASTE WATER SUMP, RVAAP-77

8.1 Current Investigation

ECC completed an SI at Building 1037 Laundry Waste Water Sump (RVAAP-77). The SI for RVAAP-77 was conducted in accordance with the USEPA *Interim Final Guidance for Performing Site Inspections Under Comprehensive Environmental Response, Compensation, and Liability Act (CERCLA)* (USEPA 1992). The HRR identified historic uses and potential environmental concerns at this site with respect to possible HTRW and/or MEC issues (SAIC 2011).

The HHR (SAIC 2011) identified RVAAP-77 as a candidate for further investigation due to a waste water sump that received discharge water from the former laundry operation that may have resulted in a release of contaminants. The data validated in this report are part of the initial intrusive SI at RVAAP-77 conducted to assess the potential presence of contamination. The total sample counts, samples selected for data validation, and the field duplicates are presented in the tables below.

Table 27. Total sample count for RVAAP-77

Matrix	Primary Samples	Field Duplicates	Split Samples	Explosives	Propellants	PCBs	Pesticides	SVOCs	VOCs	Metals
Soil	9	1	0	9	9	1	1	1	1	1

Table 28. RVAAP-77 validated samples and methods

Sample ID	SDG	Matrix	Collected	Explosives	Propellants	PCBs	Pesticides	SVOCs	VOCs	Metals
077SS-0001M-0001-SO	240-17525-1	Soil	11/11/2012	x	x	x	x	x	x	x

Table 29. RVAAP-77 field duplicate samples

Duplicate Sample ID	Parent Sample
077SS-0002M-0001-SO	077SS-0001M-0001-SO

8.1.1 Sample Collection

According to the laboratory Sample Receipt Form, custody seals were not utilized; however, in reviewing the relinquish and receipt times, it appeared the samples were transferred to the laboratory by courier. Other than listed below, no sample collection issues were noted.

- Some corrections made to the chains-of-custody were initialed but not dated and some were neither initialed nor dated.

- Some corrections were made by overwriting the original entry.

8.1.2 Data Completeness

Data completeness for the project described in this report was found to be generally acceptable as no deliverables were missing from the SDGs reviewed.

8.1.3 Preservation and Holding Time Requirements

The sample coolers were received within control limit of 4 ±2°C. All other preservation requirements were met. All holding times, as listed in Table 4, were met.

8.1.4 Detection Limit Requirements

LODs and DLs for nondetected analytes were compared against the most stringent CUGs listed in Tables 5-8, 5-9, and 5-10 of *Final Facility-Wide Human Health Cleanup Goals for the Ravenna Army Ammunition Plant* (2010) or the RSLs if no CUG was listed. No LODs or DLs exceeded criteria.

8.2 RVAAP-77 Data Quality Evaluation

This section summarizes the data quality of validated samples for each analytical method evaluated.

8.2.1 Explosives

Nine primary soil samples and one field duplicate sample were analyzed by TA-West Sacramento for explosives by USEPA SW-846 Method 8330B. One primary soil sample was validated at Level IV.

- MDL studies were not evaluated as part of this project.
- Calibration:
    - The primary column initial calibration average %RSDs for RDX and 2-nitrotoluene exceeded the control limit at 20% and 16%, respectively; therefore, the nondetected results for these compounds were qualified as estimated, “UJ,” in 077SS-0001M-0001-SO. The qualified results were coded with a “C” qualification code. The remaining initial calibration average %RSDs were within the control limits listed in DoD QSM Table F-3 of ≤15%, or the linear regression r^2 values were ≥0.990.
    - The second source initial calibration verification standard recoveries were within the control limit listed in DoD QSM Table F-3 of ±20%.
    - The CCV standard %Ds were within the control limits listed in DoD QSM Table F-3 of ±20%.

- Although not required by the DoD QSM, a standard of 3× the DL is required by the FWQAPP. Low-level MRL standards were analyzed in association with the validated samples and the results were within the reasonable control limits of 70-130%.

- Blanks: The method blank associated with the validated sample had no target compound detects above the control limit listed in DoD QSM Table F-3 of one-half the LOQ.

- Laboratory Control Samples: Recoveries were within the control limits listed in DoD QSM Tables G-2 and G-13 and within the reasonable laboratory control limits for nitroglycerin (76-116%) and PETN (76-116%).

- Surrogate Recovery: As no surrogate control limit was listed in the DoD QSM, surrogate recoveries were assessed against the reasonable laboratory-established control limits of 78-118%. Recoveries were within the control limits.

- Matrix Spike/Matrix Spike Duplicate: MS/MSD analyses were performed on sample 077SS-0001M-0001-SO. The recoveries were within the control limits listed in DoD QSM Table s G-2 and G-13 and within the reasonable laboratory control limits for nitroglycerin (76-116%) and PETN (76-116%). The RPDs were within the control limit listed in DoD QSM Table F-3 of ≤20%.

- Compound Identification: Compound identification was verified for the sample validated at a Level IV. Review of sample chromatograms and retention times indicated no problems with target compound identification.

- Compound Quantification and Reported Detection Limits: As no target compounds were detected in the sample validated at Level IV, compound quantification was verified for a portion of the LCS results. The LOQs were supported by the low point of the initial calibration and the laboratory DLs. Any result reported between the DL and the LOQ was qualified as estimated, “J.” Reported nondetects are valid to the LOD.

  Confirmation analyses were performed; however, no compounds were confirmed.

  Target compounds 2,4-dinitrotoluene, 2,6-dinitrotoluene, and nitrobenzene were reported by both Method 8330B and 8270C in sample 077SS-0001M-0001-SO. As there were no detects for these compounds; the reviewer chose to report the results with the lowest LODs. The 8330B result for nitrobenzene was rejected, “R,” as duplicate data and coded with a “D” qualification code. The 8330B results for 2,4-dinitrotoluene and 2,6-dinitrotoluene were retained.

- System Performance: Review of the raw data indicated no problems with system performance.

- Manual Integrations: Some manual integrations were performed for the initial calibrations and low-level CCVs. All manual integrations were performed in order to report

incompletely resolved peaks or to account for baseline anomalies and were deemed acceptable by the reviewer.

- Field QC Samples: Field QC samples were evaluated, and if necessary, qualified based on method blanks and other laboratory QC results affecting the usability of the field QC data. Any remaining detects were used to evaluate the associated site samples. Following are findings associated with field QC samples:
    - Field Blanks and Equipment Rinsates: Sample 070-0057-0001-Source Water was identified as the field blank and sample 076-0067-0001-ER was the equipment rinsate associated with the validated site sample. The field blank and equipment rinsate had no target compound detects.
    - Field Duplicates: One field duplicate sample was collected and analyzed for explosive compounds. The RPD criterion in FWQAPP Table 3-1 of ≤50% was only applied when results for common detects were ≥5× the LOQ. In cases where results were <5× the LOQ, the reasonable control limit of ± the LOQ was applied. All results were within the control limits. See Appendix C for a complete comparison of all primary and field duplicate results.

8.2.2 Propellants

Nine primary soil samples and one field duplicate sample were analyzed by TA-West Sacramento for nitroguanidine by USEPA SW-846 Method 8330 and for nitrocellulose by laboratory SOP WS-WC-0050. One primary soil sample was validated at Level IV.

- MDL studies were not evaluated as part of this project.
- Calibration:
    - The nitroguanidine initial calibration average percent %RSD was within the control limit listed in DoD QSM Table F-2 of ≤20%. Nitrocellulose linear regression r values were within the control limit listed in the DoD QSM Table F-11 of ≥0.995.
    - The nitroguanidine second source ICV recovery was within the control limits listed in DoD QSM Table F-2 of 85-115%. The nitrocellulose ICV recoveries were within the control limits listed in DoD QSM Table F-11 of 90-110%.
    - The nitroguanidine CCV recoveries were within the control limits listed in DoD QSM Table F-2 of 85-115%. The nitrocellulose CCV recoveries were within the control limits listed in DoD QSM Table F-11 of 90-110%.
    - Although not required by the DoD QSM, a standard of 3× the DL is required by the FWQAPP. MRL recoveries associated with the sample were within the reasonable control limits of 70-130%.

- Blanks: The method blanks had no target compound detects above the control limits listed in DoD QSM Tables F-2 and F-11 of one-half the LOQ.

- Laboratory Control Samples: No nitroguanidine or nitrocellulose LCS control limits are listed in the DoD QSM; therefore, the laboratory control limits were used to assess the results. All nitroguanidine recoveries were within the control limits of 72-121% for soils. The nitrocellulose recoveries were within the laboratory-established control limits of 34-115% for soils.

- Surrogate Recovery: A surrogate was not required for the analysis of nitroguanidine or nitrocellulose.

- Matrix Spike/Matrix Spike Duplicate: MS/MSD analyses were performed on sample 070SB-0006M-0001-SO for both propellants. The recoveries were within the laboratory-established control limits of 72-121% for nitroguanidine and 34-115% for nitrocellulose. Both RPDs were ≤20%.

- Compound Identification: Compound identification was verified for the sample validated at a Level IV. Review of the sample chromatograms and retention times indicated no problems with target compound identification.

- Compound Quantification and Reported Detection Limits: Compound quantification was verified for the sample validated at a Level IV. The LOQs were supported by the low point of the initial calibration and the laboratory DLs. Any result reported between the DL and the LOQ was qualified as estimated, "J." Reported nondetects are valid to the LOD.

  Nitroguanidine was not detected in the validated sample; therefore, confirmation analysis was not required.

- System Performance: Review of the raw data indicated no problems with system performance.

- Manual Integrations: Some manual integrations were performed for nitroguanidine. The manual integrations were performed to correct baseline integration. The manual integrations were deemed acceptable by the reviewer.

- Field QC Samples: Field QC samples were evaluated, and if necessary, qualified based on method blanks and other laboratory QC results affecting the usability of the field QC data. Any remaining detects were used to evaluate the associated site samples. Following are findings associated with field QC samples:

  - Field Blanks and Equipment Rinsates: Sample 070-0057-0001-Source Water was identified as the field blank and sample 076-0067-0001-ER was the equipment rinsate associated with the validated site sample. The field blank and equipment rinsate had no target compound detects.

- Field Duplicates: One field duplicate sample was collected and analyzed for propellants. The RPD criterion in FWQAPP Table 3-1 of ≤50% was only applied when results for common detects were ≥5× the LOQ. In cases where results were <5× the LOQ, the reasonable control limit of ± the LOQ was applied. All results were within the control limits. See Appendix C for a complete comparison of all primary and field duplicate results.

8.2.3 Polychlorinated Biphenyls (PCBs)

One primary soil sample and one field duplicate sample were analyzed by TA-North Canton for PCBs by USEPA SW-846 Method 8082. The primary soil sample was validated at Level IV.

- MDL studies were not evaluated as part of this project.
- Calibration: Calibration criteria listed in the DoD QSM Table F-2 were met.
  - Initial calibration average %RSDs were within the control limit of ≤20%.
  - The second source ICV recoveries were within the control limit of ±20% for all applicable Aroclors.
  - The CCV recoveries were within the control limit of ±20%.
  - Although not required by the DoD QSM, a standard of 3× the DL is required by the FWQAPP. MRL standard recoveries were within the reasonable control limit of ±30%.
- Blanks: The method blank associated with the validated sample had no target compound detects above the control limit listed in the DoD QSM Table F-2, of one-half the LOQ.
- Laboratory Control Samples: Recoveries for Aroclor 1016 and Aroclor 1260 were within the control limits listed in DoD QSM Table G-17.
- Surrogate Recovery: Recoveries were within the control limits listed in DoD QSM Table G-3 of 60-125%.
- Matrix Spike/Matrix Spike Duplicate: MS/MSD analyses were performed on validated sample 077SS-0001M-0001-SO. Recoveries were within the control limits listed in DoD QSM Table G-17 and RPDs for both Aroclors were within the control limit listed in the DoD QSM Table F-2 of ≤30%.
- Compound Identification: Compound identification was verified for the validated sample. Review of the sample chromatograms, standards, and retention times indicated no problems with target compound identification.
- Compound Quantification and Reported Detection Limits: Compound quantification was verified for the validated sample. The LOQs were supported by the low point of the initial

calibration and the laboratory DLs. Any result reported between the DL and the LOQ was qualified as estimated, "J." Reported nondetects are valid to the LOD.

- System Performance: Review of the raw data indicated no problems with system performance.
- Manual Integrations: Some routine manual integrations were performed for the calibration and QC data associated with the sample data, primarily to correct baseline integration and/or separate coeluting peaks. All manual integrations reviewed were deemed appropriate by the reviewer.
- Field QC Samples: Field QC samples were evaluated, and if necessary, qualified based on method blanks and other laboratory QC results affecting the usability of the field QC data. Any remaining detects were used to evaluate the associated site samples. Following are findings associated with field QC samples:
    - Field Blanks and Equipment Rinsates: Sample 070-0057-0001-Source Water was identified as the field blank and sample 076-0067-0001-ER was the equipment rinsate associated with the validated site sample. The field blank and equipment rinsate had no target compound detects.
    - Field Duplicate Samples: One field duplicate sample was collected and analyzed for PCBs. The RPD criterion in FWQAPP Table 3-1 of ≤50% was only applied when results for common detects were ≥5× the LOQ. In cases where results were <5× the LOQ, the reasonable control limit of ± the LOQ was applied. All results were within the control limits. See Appendix C for a complete comparison of all primary and field duplicate results.

8.2.4 Pesticides

One primary soil sample and one field duplicate sample were analyzed by TA-North Canton for pesticides by USEPA SW-846 Method 8081. The primary soil sample was validated at Level IV.

- MDL studies were not evaluated as part of this project.
- Calibration: Calibration criteria listed in the DoD QSM Table F-2 were met, with one exception noted below.
    - Initial calibration average %RSDs were within the control limit of ≤20%.
    - The performance evaluation mixture (PEM) %breakdown results were within the control limit of ≤15%.
    - Both columns had individual toxaphene peaks with %Ds exceeding the control limit. Column CLP-1 had two outliers at -20.9% and 53.7%, and column CLP-2 had two outliers at -34.0% and 88.2%. The nondetected result for toxaphene in sample

077SS-0001M-0001-SO was qualified as estimated, "UJ." The remaining second source ICV recoveries were within the control limit of ±20%.

- The CCV standard recoveries were within the control limit of ±20%.
- Although not required by the DoD QSM, a standard of 3× the DL is required by the FWQAPP. MRL standard recoveries affecting sample data were within the reasonable control limit of ±30%.

- Blanks: The method blank associated with the validated sample had no target compound detects above the control limit listed in the DoD QSM Table F-2, of one-half the LOQ.
- Laboratory Control Samples: Recoveries were within the control limits listed in DoD QSM Table G-15. Toxaphene was not spiked in the LCS sample.
- Surrogate Recovery: Due to dilution of sample 077SS-0001M-0001-SO, the surrogate spike was considered diluted out and recoveries were not evaluated.
- Matrix Spike/Matrix Spike Duplicate: MS/MSD analyses were performed on validated sample 077SS-0001M-0001-SO; however, due to dilution, the spike was considered diluted out and recoveries and RPDs were not evaluated. Toxaphene was not spiked in the MS/MSD samples.
- Compound Identification: Compound identification was verified for the validated sample. Review of the sample chromatograms, standards, and retention times indicated no problems with target compound identification.
- Compound Quantification and Reported Detection Limits: Compound quantification was verified for the validated sample. The LOQs were supported by the low point of the initial calibration and the laboratory DLs. Any result reported between the DL and the LOQ was qualified as estimated, "J." Reported nondetects are valid to the LOD. According to the case narrative, sample 077SS-0001M-0001-SO was analyzed at a 10× dilution due to the nature of the sample matrix.
- System Performance: Review of the raw data indicated no problems with system performance.
- Manual Integrations: Some routine manual integrations were performed for the calibration and QC data, primarily due to poor baseline integration. All manual integrations reviewed were deemed appropriate by the reviewer.
- Field QC Samples: Field QC samples were evaluated, and if necessary, qualified based on method blanks and other laboratory QC results affecting the usability of the field QC data. Any remaining detects were used to evaluate the associated site samples. Following are findings associated with field QC samples:

- Field Blanks and Equipment Rinsates: Sample 070-0057-0001-Source Water was identified as the field blank and sample 076-0067-0001-ER was the equipment rinsate associated with the validated site sample. The field blank and equipment rinsate had no target compound detects.

- Field Duplicate Samples: One field duplicate sample was collected and analyzed for pesticide compounds. The RPD criterion in FWQAPP Table 3-1 of ≤50% was only applied when results for common detects were ≥5× the LOQ. In cases where results were <5× the LOQ, the reasonable control limit of ± the LOQ was applied. All results were within the control limits. See Appendix C for a complete comparison of all primary and field duplicate results.

8.2.5 Semivolatile Organic Compounds (SVOCs)

One primary soil sample and one field duplicate sample were analyzed by TA-North Canton for SVOCs by USEPA Method 8270C. The primary soil sample was validated at Level IV.

- MDL studies were not evaluated as part of this project.

- GC/MS Tuning: The DFTPP tunes met the method abundance criteria. The samples were analyzed within 12 hours of the DFTPP injection time.

- Calibration: Calibration criteria listed in the DoD QSM Table F-4 were met, with exceptions affecting sample results noted in the text below.

  - Initial calibration average RRFs and ICV and CCV RRFs were within method control limits of ≥0.050 for SPCCs. All initial calibration %RSDs were within the control limits of ≤30% for CCCs and ≤15% for remaining compounds, or linear regression r^2 values ≥0.990.

  - All second source ICV standard recoveries affecting sample data were within the control limit of ±20%, with the exception of the recovery of 79.9% for 3,3'-dichlorobenzidine. The nondetected result for 3,3'-dichlorobenzidine in sample 077SS-0001M-0001-SO was qualified as estimated, "UJ," and coded with a "C" qualification code.

  - Continuing calibration %Ds affecting sample data were within the control limit of ≤20%.

  - Although not required by the DoD QSM, a standard of 3× the DL is required by the FWQAPP. MRL standard recoveries were within the reasonable control limit of ±30%, with the exception of no recovery of n-nitrosodiphenylamine in the closing MRL. The nondetected result for n-nitrosodiphenylamine in sample 077SS-0001M-0001-SO was rejected, "R," and coded with a "C" qualification code.

- Blanks: The method blank had a detect below the LOQ for bis(2-ethylhexyl)phthalate at 31(J) µg/Kg; however, bis(2-ethylhexyl)phthalate was not detected in the validated

sample. The method blank had no target compound detects above the control limits listed in DoD QSM Table F-4 of one-half the LOQ for target compounds, and no common laboratory contaminants detected above the LOQ.

- Laboratory Control Samples: All LCS recoveries were within the control limits listed in DoD QSM Tables G-2 (poor performers) and G-7. The reviewer noted hexachlorocyclopentadiene was not spiked in the LCS.

- Surrogate Recovery: All surrogate recoveries were within the control limits listed in the DoD QSM Tables G-2 (poor performers) or G-3.

- Matrix Spike/Matrix Spike Duplicate: MS/MSD analyses were performed on validated sample 077SS-0001M-0001-SO. Benzoic acid was not recovered in the MS or MSD; therefore, the nondetected parent sample result was rejected, "R." The qualified result was coded with a "Q" qualification code. Remaining recoveries affecting parent sample results were within the control limits listed in DoD QSM Tables G-2 (poor performers) and G-7. The reviewer noted hexachlorocyclopentadiene was not spiked in the MS/MSD. RPDs were within the control limit of ≤30% listed in DoD QSM Table F-4**.**

- Internal Standards Performance: The internal standard area counts and retention times were within the DoD QSM Table F-4 control limits established by the midpoint initial calibration standard: ±30 seconds for retention times and -50% / +100% for internal standard areas.

- Compound Identification: Compound identification was verified for the sample validated at Level IV. Review of the sample chromatogram, retention times, and spectra indicated no problems with target compound identification.

- Compound Quantification and Reported Detection Limits: Compound quantification was verified for the sample validated at Level IV. The sample had a 2-ml final extract volume, resulting in an effective 2× dilution. The sample was analyzed at an additional 4× dilution for high concentrations of target compounds. The LOQs were supported by the low point of the initial calibration and the laboratory DLs. Any result reported between the DL and the LOQ was qualified as estimated, "J," by the laboratory. Reported nondetects are valid to the LOD.

  Target compounds 2,4-dinitrotoluene, 2,6-dinitrotoluene, and nitrobenzene were reported by both Method 8330B and 8270C in sample 077SS-0001M-0001-SO. As there were no detects for these compounds; the reviewer chose to report the results with the lowest LODs. The 8270C results for 2,4-dinitrotoluene and 2,6-dinitrotoluene were rejected, "R," as duplicate data and coded with a "D" qualification code. The 8270C result for nitrobenzene was retained.

- System Performance: Review of the raw data indicated no problems with system performance.

- Manual Integrations: Some routine manual integrations were performed for the samples, and for calibration and QC data associated with the sample data, primarily due to peaks missed or incorrectly chosen by the data system, split peaks, or poor baseline integration. All manual integrations reviewed were deemed appropriate by the reviewer.

- Field QC Samples: Field QC samples were evaluated, and if necessary, qualified based on method blanks and other laboratory QC results affecting the usability of the field QC data. Any remaining detects were used to evaluate the associated site samples. Following are findings associated with field QC samples:

    - Field Blanks and Equipment Rinsates: Sample 070-0057-0001-Source Water was identified as the field blank and sample 076-0067-0001-ER was the equipment rinsate associated with the validated site sample. The field blank and equipment rinsate had no target compound detects.

    - Field Duplicate Samples: One field duplicate sample was collected and analyzed for SVOCs. The RPD criterion in FWQAPP Table 3-1 of ≤50% was only applied when results for common detects were ≥5× the LOQ. In cases where results were <5× the LOQ, the reasonable control limit of ± the LOQ was applied. All results were within the control limits. See Appendix C for a complete comparison of all primary and field duplicate results.

8.2.6 Volatile Organic Compounds (VOCs)

One primary soil sample and one field duplicate sample were analyzed by TA-North Canton for volatile compounds by USEPA Method 8260B. The primary soil sample was validated at Level IV.

- MDL studies were not evaluated as part of this project.

- GC/MS Tuning: The BFB tunes met the method abundance criteria. The samples were analyzed within 12 hours of the BFB injection time.

- Calibration: Calibration criteria listed in DoD QSM Table F-4 were met.

    - Initial calibration average RRFs and ICV and CCV RRFs were within the control limits of ≥0.30 for chlorobenzene and 1,1,2,2-tetrachloroethane, and ≥0.10 for chloromethane, bromoform, and 1,1-dichloroethane.

    - All initial calibration %RSDs were within the method control limits of ≤30% for the CCCs and ≤15% for remaining compounds, or linear regression r^2 values ≥0.990.

    - All second source initial calibration verification standard recoveries were within the control limit of ±20%.

    - Continuing calibration %Ds affecting validated sample data were within the control limit of ≤20%

- Although not required by the DoD QSM, a standard of 3× the DL is required by the FWQAPP. MRL standard recoveries affecting sample data were within the reasonable control limit of ±30%.

- Blanks: The method blank associated with the validated sample had no target compound detects above the control limits listed in DoD QSM Table F-4 of one-half the LOQ, and no common laboratory contaminants detected above the LOQ.

- Laboratory Control Samples: LCS recoveries were within the control limits listed in DoD QSM Table G-4.

- Surrogate Recovery: Surrogate recoveries affecting sample data were within the control limits listed in DoD QSM Table G-3.

- Matrix Spike/Matrix Spike Duplicate: MS/MSD analyses were performed on validated sample 077SS-0001M-0001-SO. Recoveries affecting sample data were within the control limits listed in DoD QSM Table G-4. RPDs are calculated based on amounts recovered, rather than percent recoveries, and due to the difference in sample amounts of the MS and MSD, 26 of 34 RPDs marginally exceeded the control limit listed in DoD QSM Table F-4, of ≤30%. When the difference in sample amounts was accounted for, all RPDs were within the control limit.

- Internal Standards Performance: The internal standard area counts and retention times were within DoD QSM Table F-4 control limits established by the midpoint initial calibration standard: ±30 seconds for retention times and -50% / +100% for internal standard areas.

- Compound Identification: Compound identification was verified for the validated sample. Review of the sample chromatogram, retention times, and spectra indicated no problems with target compound identification.

- Compound Quantification and Reported Detection Limits: Compound quantification was verified for the validated sample. The LOQs were supported by the low point of the initial calibration and the laboratory DLs. Any result reported between the DL and the LOQ was qualified as estimated, “J,” by the laboratory. Reported nondetects are valid to the LOD.

- System Performance: Review of the raw data indicated no problems with system performance.

- Manual integrations: Manual integrations were not performed for the validated sample or for associated calibration and QC samples.

- Field QC Samples: Field QC samples were evaluated, and if necessary, qualified based on method blanks and other laboratory QC results affecting the usability of the field QC data. Any remaining detects were used to evaluate the associated site samples. Following are findings associated with field QC samples:

- Trip Blanks: The trip blank associated with the validated sample in this SDG had no reportable detects above the DL.

- Field Blanks and Equipment Rinsates: Sample 070-0057-0001-Source Water was identified as the field blank and sample 076-0067-0001-ER was the equipment rinsate associated with the validated site sample. The field blank had detects below the LOQ for acetone, bromodichloromethane, toluene, dibromochloromethane, 2-butanone, and chloroform, and the equipment rinsate also had a detect below the LOQ for chloroform; however, none of the field QC contaminants were present in the site sample.

- Field Duplicate Samples: One field duplicate sample was collected and analyzed for VOCs. The RPD criterion in FWQAPP Table 3-1 of ≤50% was only applied when results for common detects were ≥5× the LOQ. In cases where results were <5× the LOQ, the reasonable control limit of ± the LOQ was applied. All results were within the control limits. See Appendix C for a complete comparison of all primary and field duplicate results.

8.2.7 Metals

A total of 1 primary soil sample and 1 field duplicate sample were analyzed by TA-North Canton for metals by USEPA Methods 6020 and 7471A. A single primary soil sample was validated at Level IV.

- MDL studies were not evaluated as part of this project.

- Calibration: Except as noted below, calibration criteria were met.

  - As per DoD QSM Table F-8, the mass calibrations were ≤0.1 amu of the true values and the resolutions were <0.9 amu at full width at 10% peak height. With one exception, the %RSDs were within the control limit listed in the DoD QSM Table F-8 of ≤5%. The ^{137}barium %RSD was 15.47%; therefore, barium detected in 077SS-0001M-0001-SO was qualified as estimated, “J,” and coded with an “M” qualification code.

  - Initial calibration: Linear regression correlation coefficients were within the control limit listed in the DoD QSM Tables F-7 and F-8 of ≥0.995.

  - The ICPMS ICV and CCV recoveries were within the control limits listed in DoD QSM Table F-8 of 90-110%. The mercury ICV and CCV recoveries were within the control limits listed in DoD QSM Table F-7 of 90-110% and 80-120%, respectively.

  - CRI/MRL recoveries affecting sample results were within the control limits listed in DoD QSM Tables F-7 and F-8 of 80-120%.

- Blanks: Method blanks had no applicable detects above the control limits listed in DoD QSM Tables F-7 and F-8 of one-half the LOQ or greater than one-tenth the amount measured in any sample. CCBs had no detects above the control limit listed in DoD QSM Tables F-7 and F-8 of greater than the LOD.

- Interference Check Samples: ICPMS ICSA and ICSAB recoveries were within the control limits listed in DoD QSM Table F-8 of 80-120%. Except as noted below, there were no analytes affecting sample results detected in the ICSA above the control limit listed in DoD QSM Table F-8 of >LOD.

  When the interferents were present in the samples at similar concentration to the ICSA, the samples were further reviewed for possible matrix interference, based on detects for unspiked compounds in the ICSA. If the unspiked compounds were present in the samples at concentrations within 10× of the ICSA detect, the results were qualified. Results listed in the table below, all detects, were qualified as estimated, "J," and coded with an "I" qualification code. When no other qualifications with conflicting bias were assigned, the results were qualified as estimated with a potential positive bias, "J+."

Samples qualified for ICSA contamination		
Analyte	**Detect (µg/L)**	**Qualified sample**
Antimony	0.259	077SS-0001M-0001-SO
Cadmium	0.249	
Silver	0.095	

- Laboratory Control Samples: The recoveries were within the control limits listed in DoD QSM Table G-19 of 80-120%.

- Laboratory Duplicates: Laboratory duplicate analyses were performed on 069SS-0001M-0001-S0 and 077SS-0001M-0001-SO for all analytes. The results were only assessed for common detects ≥5× the LOQ. In cases where results were <5× the LOQ, the reasonable control limit of ± the LOQ was applied. Except as listed below, RPDs were within the control limits listed in DoD QSM Tables F-7 and F-8 of ≤20%. Results listed below were qualified as estimated, "J," for detected and, "UJ," for nondetects. The qualified results were coded with an "E" qualification code.

Samples qualified for laboratory duplicate outliers			
Parent sample	**Analyte**	**RPD**	**Qualified sample**
077SS-0001M-0001-SO	Calcium	21%	077SS-0001M-0001-SO
	Sodium	N/A, >±LOQ	

- Matrix Spike/Matrix Spike Duplicate: Matrix spike analyses were performed on 077SS-0001M-0001-SO for all analytes. Except as noted below, recoveries were within the control limits listed in DoD QSM Table G-19 of 80-120%. Matrix spike control limits were not applied when the native sample concentration exceeded the spiked amount by a factor of four or more.

The results listed in the table below, all detects, were qualified as estimated, "J," and coded with a "Q" qualification code. When no other qualifications with conflicting bias were assigned to a result, detected results with low recoveries were assigned a negative bias, "J-," and detected results with high recoveries were assigned a positive bias, "J+."

Samples qualified for matrix spike recovery outliers			
Parent Sample	**Analyte**	**%R**	**Sample qualified**
077SS-0001M-0001-SO	Arsenic	78%	077SS-0001M-0001-SO
	Cadmium	79%	
	Copper	317%	
	Magnesium	132%	
	Antimony	21%	
	Potassium	122%	
	Selenium	72%	

Post digestion spike recoveries for ICPMS metals were all within the control limits listed in DoD QSM Table F-8 of 75-125%.

- Serial Dilution: Except as noted below, serial dilution %Ds were within the control limits listed in DoD QSM Table F-8 of ≤10%. The serial dilution control limit is only applicable when the original sample concentration is minimally ≥50× the LOQ.

  Results listed in the table below were qualified as estimated, "J." The qualified results were coded with an "A" qualification code.

Samples qualified for serial dilution %D outliers			
Parent Sample	**Analyte**	**%Ds**	**Qualified Samples**
077SS-0001M-0001-SO	calcium	12%	077SS-0001M-0001-SO

- Internal Standards: All ICPMS sample internal standards intensities were within 30-120% of those in the ICV, as per the DOD QSM Table F-8. Yttrium (^{89}Y) was spiked into the QC samples but not the site samples.

- Sample Result Verification: For Level IV validation, calculations were verified and the sample result reported on the sample result summary was verified against the raw data. Any result reported between the DL and the LOQ was qualified as estimated, "J." Reported nondetects are valid to the LOD.

  Due to instrument limitations, the mercury raw data did not list the sample absorbances; therefore, the reviewer was not able to calculate the sample results from the raw data. Additionally, the ICP-MS raw data did not list absorbances for the ICV, CCV, ICSAB, and MRL samples, and the %R was listed instead of the sample concentrations.

- Manual Integrations: No manual integrations were noted in the mercury analyses.

- Field QC Samples: Field QC samples were evaluated, and if necessary, qualified based on method blanks and other laboratory QC results affecting the usability of the field QC data. Any remaining detects were used to evaluate the associated site samples. Following are findings associated with field QC samples:
    - Field Blanks and Equipment Rinsates: Sample 070-0057-0001-Source Water was identified as the field blank and sample 076-0067-0001-ER was the equipment rinsate associated with the validated site sample. Sodium was detected at 1600 µg/L in sample 070-0057-0001-Source Water; therefore, sodium detected in 077SS-0001M-0001-SO was qualified as nondetected, "U," at the level of contamination. The qualified result was coded with an "F" qualification code. There were other detects in the field QC samples, but none at sufficient concentration to qualify the site sample.
    - Field Duplicate Samples: One field duplicate sample was collected and analyzed for metals. The RPD criterion in FWQAPP Table 3-1 of ≤50% was only applied when results for common detects were ≥5× the LOQ. In cases where results were <5× the LOQ, the reasonable control limit of ± the LOQ was applied. All results were within the control limits. See Appendix C for a complete comparison of all primary and field duplicate results.

8.3 Data Usability

According to the Draft Site Inspection Report prepared by ECC, the field completeness was 100%.

Two data points were rejected for poor MS/MSD and calibration standard recoveries. In instances where a data point had multiple results, the reviewer chose the most technically sound result to report and rejected the remaining data points. These data points do not affect data quality or usability and are not included in the table below. Data with LODs that exceeded the established criteria and data estimated for quality control outliers or for detects between the DL and the LOQ were included in the table below for informational purposes only.

Table 30. Analytical completeness for RVAAP-77 validated primary data

			Number of Results					Percent Complete
Analysis	**Samples Analyzed**	**Analytes per Sample**	**Total**	**Rejected**	**LODs/DLs Exceeding Criteria**	**Estimated for QC Outliers**	**Estimated for Detects <LOQ**	
Explosives*	1	16	15	0	0/0	2	0	100%
Nitroguanidine	1	1	1	0	0/0	0	0	100%
Nitrocellulose	1	1	1	0	0/0	0	0	100%
PCBs	1	7	7	0	0/0	0	0	100%
Pesticides	1	21	21	0	0/0	1	0	100%

			Number of Results					Percent Complete
Analysis	**Samples Analyzed**	**Analytes per Sample**	**Total**	**Rejected**	**LODs/DLs Exceeding Criteria**	**Estimated for QC Outliers**	**Estimated for Detects <LOQ**	
SVOCs	1	66	64	2	0/0	1	2	96.9%
VOCs	1	36	36	0	0/0	0	0	100%
Metals	1	23	23	0	0/0	11	0	100%
		Totals	**168**	**2**	**0/0**	**15**	**2**	**98.8%**

* Total analyte counts affected by rejected data.

The analytical completeness goal for the project established in the FWQAPP was 90% for each method. The completeness goal was met for all analyses.

8.4 Primary and Field Duplicate Comparison Summary

Primary and field duplicate sample comparisons were considered to be in good agreement as all results were within the control limits listed in the FWQAPP control limit of 50% for soils or +/- the LOQ for results below 5× the LOQ. All comparison results are presented in Appendix C.

Table 31. RVAAP-77 primary/field duplicate sample comparison summary

Method	Primary/Field Duplicate Pairs	Number of Analytes	Total Analytes	Results within control limits	Results above control limit
Explosives*	1	16	15	16	0
Nitroguanidine	1	1	1	1	0
Nitrocellulose*	1	1	1	1	0
PCBs	1	7	7	7	0
Pesticides	1	21	21	21	0
SVOCs*	1	66	62	62	0
VOCs	1	36	36	36	0
Metals	1	23	23	23	0

*Total analyte counts affected by rejected data.

8.5 Specific Data Concerns

Specific concerns regarding the data are noted below:

- Due to instrument limitations, the mercury raw data did not list the sample absorbances; therefore, the reviewer was not able to calculate the sample results from the raw data. Additionally, the ICP-MS raw data did not list absorbances for the ICV, CCV, ICSAB, and MRL samples, and the %R was listed instead of the sample concentrations.

In order to avoid repetition of the issues noted above, the following actions should be taken:

- MEC^X recommends the laboratory be requested to alter the IPC-MS and mercury instrument set up in order to report mercury and ICP-MS raw absorbances and ICP-MS ICV, CCV, ICSAB, and MRL concentrations.

9 FORMER BUILDINGS 1031 AND 1039, RVAAP-83

9.1 Current Investigation

ECC completed an SI at Former Buildings 1031 and 1039. The SI for was conducted in accordance with the *Final Site Inspection/Remedial Investigation Work Plan Addendum for CC RVAAP-71 and CC RVAAP-83* (ECC 2013) and the USEPA *Interim Final Guidance for Performing Site Inspections Under Comprehensive Environmental Response, Compensation, and Liability Act (CERCLA)* (USEPA 1992).

CC RVAAP-83 is comprised of the Former Building 1031 (Hospital) and the Former Building 1039 (Laboratory). Former Building 1031 received a No Further Action; therefore, no additional investigation activities were required. Former Laboratory Building 1039 (RVAAP-83) was identified as a candidate for further investigation in the HHR due to historical practices. The HHR evaluation determined there were no historic uses or potential environmental concerns at this site with respect to possible HTRW and/or MEC issues (ECC 2012).

The data validated in this report are part of the initial intrusive SI at RVAAP-83 conducted to assess the potential presence of contamination specifically related to the former sump and drainage area identified at Former Laboratory Building 1039. The total sample counts, samples selected for data validation, and the field duplicates are presented in the tables below.

Table 32. Total sample count for RVAAP-83

Matrix	Primary Samples	Field Duplicates	Split Samples	Explosives	Propellants	PCBs	Pesticides	SVOCs	VOCs	Metals
Soil	12	1	2	12	12	1	1	12	12	12

Table 33. RVAAP-83 validated samples and methods

Sample ID	SDG	Matrix	Collected	Explosives	Propellants	PCBs	SVOCs	VOCs	Metals
083SB-0002M-0001-SO	99211	Soil	8/12/2013					x	
083SB-0005M-0001-SO	99211	Soil	8/12/2013	x	x		x	x	x
083SB-0012M-0001-SO	99211	Soil	8/12/2013			x			

Table 34. RVAAP-83 field duplicate samples

Duplicate Sample ID	Parent Sample
083SB-0006-0001SO	083SB-0005-0001-SO

9.1.1 Sample Collection

The chains-of-custody were appropriately signed and dated by field and laboratory personnel. Custody seals were intact. Other than listed below, no sample collection issues were noted.

- A correction was made to the chain-of-custody by overwriting the original entry. The correction was neither initialed nor dated.
- Sample 083SB-0002M-0001-SO was listed on the chain-of-custody twice. One listing requested only VOCs, the other requested the remaining analyses.

9.1.2 Data Completeness

Data completeness for the project described in this report was found to be generally acceptable as no deliverables were missing from the SDGs reviewed.

9.1.3 Preservation and Holding Time Requirements

A portion of the sample coolers were received at temperatures nominally below the 4 ±2°C control limit; however, as the samples were not noted to be frozen or damaged, no qualifications were required. All remaining method preservation requirements were met.

All holding times, as listed in Table 4, were met.

9.1.4 Detection Limit Requirements

LODs and DLs for nondetected analytes were compared against the most stringent CUGs listed in Tables 5-8, 5-9, and 5-10 of *Final Facility-Wide Human Health Cleanup Goals for the Ravenna Army Ammunition Plant* (2010) or the RSLs if no CUG was listed. The table below lists the number of LODs and DLs that exceeded criteria.

Table 35. RVAAP-83 LOD/DL exceedances

Method	LOD	DL
Explosives	0	0
Propellants	0	0
PCBs	0	0
SVOCs	1	0
VOCs	0	0
Metals	0	0

The results with the LOD exceeding project criteria may be usable for their intended purposes; however, it is dependent on the final data user to make this determination on a case-by-case basis.

9.2 RVAAP-83 Data Quality Evaluation

This section summarizes the data quality of validated samples for each analytical method evaluated.

9.2.1 Explosives

A total of 12 primary soil samples and 1 field duplicate sample were analyzed by CT for explosives by USEPA SW-846 Method 8330B. A single primary soil sample was validated at Level IV.

- MDL studies were not evaluated as part of this project.
- Calibration:
  - The primary column correlation coefficients were within the control limit listed in DoD QSM Table F-3 of ≥0.990.
  - The second source initial calibration verification standard recoveries were within the control limit listed in DoD QSM Table F-3 of ±20%.
  - The CCV standard %Ds were within the control limits listed in DoD QSM Table F-3 of ±20%.
  - Although not required by the DoD QSM, a standard of 3× the DL is required by the FWQAPP. The recoveries for 4-amino-2,6-dinitrotoluene (68% and 60%) and 2-nitrotoluene (57%) were below the control limit; therefore the results for these analytes, both nondetects, were qualified as estimated, "UJ," and coded with a "C" qualification code. The remaining recoveries were within the reasonable control limits of 70-130%.

    The laboratory also ran two DL standards. 3,5-dinitroaniline was not detected in one of the DL standards; therefore, nondetected 3,5-dinitroaniline in the sample was rejected, "R," and coded with a "C" qualification code. All other analytes were detected in the DL standards.
- Blanks: The method blank associated with the validated sample had no target compound detects above the control limit listed in DoD QSM Table F-3 of one-half the LOQ.
- Laboratory Control Samples: Recoveries were within the control limits listed in DoD QSM Tables G-2 and G-13 and within the reasonable laboratory control limits for nitroglycerin (66-130%) and PETN (65-132%).
- Surrogate Recovery: As no surrogate control limit was listed in the DoD QSM, the surrogate recovery was assessed against the laboratory-established control limits of 50-150%. The recovery was within the control limits.
- Matrix Spike/Matrix Spike Duplicate: No MS/MSD analyses were performed on the validated sample. Method accuracy was evaluated based on LCS results.

- Compound Identification: Compound identification was verified for the sample validated at a Level IV. Review of the sample chromatograms and retention times indicated no problems with target compound identification.

- Compound Quantification and Reported Detection Limits: As no target compounds were detected in the sample validated at Level IV, compound quantification was verified for a portion of the LCS results. The LOQs were supported by the low point of the initial calibration and the DLs. Any result reported between the DL and the LOQ was qualified as estimated, "J." Reported nondetects are valid to the LOD.

  As no compounds were detected on the primary column, confirmation analysis was not necessary.

  Target compounds 2,4-dinitrotoluene, 2,6-dinitrotoluene, and nitrobenzene were reported by both Method 8330B and 8270C in sample 071SB-0017M-0001-SO. As there were no detects for these compounds; the reviewer chose to report the results with the lowest LODs from the 8270C analysis. The 8330B results for all three target compounds were rejected, "R," as duplicate data and coded with a "D" qualification code.

- System Performance: Review of the raw data indicated no problems with system performance.

- Manual Integrations: Some manual integrations were performed for the initial calibrations and low-level CCVs. All manual integrations were performed in order to report incompletely resolved peaks or to account for baseline anomalies and were deemed acceptable by the reviewer.

- Field QC Samples: Field QC samples were evaluated, and if necessary, qualified based on method blanks and other laboratory QC results affecting the usability of the field QC data. Any remaining detects were used to evaluate the associated site samples. Following are findings associated with field QC samples:

  - Field Blanks and Equipment Rinsates: No field blank or equipment rinsate samples were associated with the validated sample.

  - Field Duplicates: One field duplicate sample was collected and analyzed for explosive compounds. The RPD criterion in FWQAPP Table 3-1 of ≤50% for soil samples and was only applied when results for common detects were ≥5× the LOQ. In cases where results were <5× the LOQ, the reasonable control limit of ± the LOQ was applied. All results were within the control limits. See Appendix C for a complete comparison of all primary and field duplicate results.

9.2.2 Propellants

A total of 12 primary soil samples and 1 field duplicate sample were analyzed by CT for nitroguanidine by USEPA SW-846 Method 8330 and for nitrocellulose by laboratory SOP WS-WC-0050. A single primary soil sample was validated at Level IV.

- MDL studies were not evaluated as part of this project.
- Calibration:
  - The nitroguanidine and nitrocellulose linear regression correlation coefficients were within the control limit listed in the DoD QSM Tables F-2 and F-11 of ≥0.995.
  - The nitroguanidine second source ICV recovery was within the control limits listed in DoD QSM Table F-2 of 85-115%. The nitrocellulose ICV recovery was within the control limits listed in DoD QSM Table F-11 of 90-110%.
  - The nitroguanidine CCV recoveries were within the control limits listed in DoD QSM Table F-2 of 85-115%. The nitrocellulose CCV recoveries were within the control limits listed in DoD QSM Table F-11 of 90-110%.
  - Although not required by the DoD QSM, a standard of 3× the DL is required by the FWQAPP. MRL recoveries associated with the sample were within the reasonable control limits of 70-130%.
- Blanks: The method blanks had no target compound detects above the control limits listed in DoD QSM Tables F-2 and F-11 of one-half the LOQ.
- Laboratory Control Samples: No nitroguanidine or nitrocellulose LCS control limits are listed in the DoD QSM; therefore, the laboratory control limits were used to assess the results. All nitroguanidine recoveries were within the control limits of 37-134%. The nitrocellulose recoveries were within the laboratory-established control limits of 63-130% for soils.
- Surrogate Recovery: The nitroguanidine surrogate recovery was within the laboratory control limits of 74-134%. A surrogate was not required for the analysis of nitrocellulose.
- Matrix Spike/Matrix Spike Duplicate: No MS/MSD analyses were performed on the validated sample. Method accuracy was evaluated based on LCS results.
- Compound Identification: Compound identification was verified for the sample validated at a Level IV. Review of the sample chromatograms and retention times indicated no problems with target compound identification.
- Compound Quantification and Reported Detection Limits: Compound quantification was verified for the sample validated at a Level IV. The LOQs were supported by the low

point of the initial calibration and the laboratory DLs. Any result reported between the DL and the LOQ was qualified as estimated, "J." Reported nondetects are valid to the LOD.

Nitroguanidine was not detected in the validated sample; therefore, confirmation analysis was not required.

- System Performance: Review of the raw data indicated no problems with system performance.
- Manual Integrations: Some manual integrations were performed for nitroguanidine. The manual integrations were performed to correct baseline integration. The manual integrations were deemed acceptable by the reviewer.
- Field QC Samples: Field QC samples were evaluated, and if necessary, qualified based on method blanks and other laboratory QC results affecting the usability of the field QC data. Any remaining detects were used to evaluate the associated site samples. Following are findings associated with field QC samples:
    - Field Blanks and Equipment Rinsates: No field blank or equipment rinsate samples were associated with the validated sample.
    - Field Duplicates: One field duplicate sample was collected and analyzed for nitroguanidine and nitrocellulose. The RPD criterion in FWQAPP Table 3-1 of ≤50% for soil samples and Table 3-2 of ≤30% for aqueous samples was only applied when results for common detects were ≥5× the LOQ. In cases where results were <5× the LOQ, the reasonable control limit of ± the LOQ was applied. All results were within the control limits. See Appendix C for a complete comparison of all primary and field duplicate results.

9.2.3 Polychlorinated Biphenyls (PCBs)

One primary soil sample and one field duplicate sample were analyzed by CT for PCBs by USEPA SW-846 Method 8082. The primary soil sample was validated at Level IV.

- MDL studies were not evaluated as part of this project.
- Calibration: Calibration criteria listed in the DoD QSM Table F-2 were met.
    - Initial calibration average %RSDs were within the control limit of ≤20%.
    - The second source ICV recoveries were within the control limit of ±20% for all applicable Aroclors.
    - The CCV recoveries were within the control limit of ±20%.

  - Although not required by the DoD QSM, a standard of 3× the DL is required by the FWQAPP. MRL standard recoveries were within the reasonable control limit of ±30%.

- Blanks: The method blank associated with the validated sample had no target compound detects above the control limit listed in the DoD QSM Table F-2, of one-half the LOQ.

- Laboratory Control Samples: Recoveries for Aroclor 1016 and Aroclor 1260 were within the control limits listed in DoD QSM Table G-17.

- Surrogate Recovery: Recoveries were within the control limits listed in DoD QSM Table G-3 of 60-125%.

- Matrix Spike/Matrix Spike Duplicate: MS/MSD analyses were performed on validated sample 083SB-0012M-0001-SO. Recoveries were within the control limits listed in DoD QSM Table G-17 and RPDs for both Aroclors were within the control limit listed in the DoD QSM Table F-2 of ≤30%.

- Compound Identification: Compound identification was verified for the validated sample. Review of the sample chromatograms, standards, and retention times indicated no problems with target compound identification.

- Compound Quantification and Reported Detection Limits: Compound quantification was verified for the validated sample. The LOQs were supported by the low point of the initial calibration and the laboratory DLs. Any result reported between the DL and the LOQ was qualified as estimated, "J." Reported nondetects are valid to the LOD.

- System Performance: Review of the raw data indicated no problems with system performance.

- Manual Integrations: Some routine manual integrations were performed for the calibration and QC data associated with the sample data, primarily to correct baseline integration and/or separate coeluting peaks. All manual integrations reviewed were deemed appropriate by the reviewer.

- Field QC Samples: Field QC samples were evaluated, and if necessary, qualified based on method blanks and other laboratory QC results affecting the usability of the field QC data. Any remaining detects were used to evaluate the associated site samples. Following are findings associated with field QC samples:

  - Field Blanks and Equipment Rinsates: No field blank or equipment rinsate samples were associated with the validated sample.

  - Field Duplicate Samples: One field duplicate sample was collected and analyzed for PCBs. The RPD criterion in FWQAPP Table 3-1 of ≤50% was only applied when results for common detects were ≥5× the LOQ. In cases where results were

<5× the LOQ, the reasonable control limit of ± the LOQ was applied. All results were within the control limits. See Appendix C for a complete comparison of all primary and field duplicate results.

9.2.4 Semivolatile Organic Compounds (SVOCs)

A total of 12 primary soil samples and 1 field duplicate sample were analyzed by TA-North Canton for SVOCs by USEPA Method 8270C. A single primary soil sample was validated at Level IV.

- MDL studies were not evaluated as part of this project.
- GC/MS Tuning: The DFTPP tunes met the method abundance criteria. The samples were analyzed within 12 hours of the DFTPP injection time.
- Calibration: Calibration criteria listed in the DoD QSM Table F-4 were met, with exceptions affecting sample results noted in the text below.
    - Initial calibration average RRFs and ICV and CCV RRFs were within method control limits of ≥0.050 for SPCCs. All initial calibration %RSDs were within the control limits of ≤30% for CCCs and ≤15% for remaining compounds, or linear regression r^2 values ≥0.990, with the exception of %RSDs for benzyl alcohol at 15.2%, benzoic acid at 17.7%, and hexachlorocyclopentadiene at 15.5%. Retained results for the %RSD outliers, all nondetects, were qualified as estimated, “UJ,” and coded with a “C” qualification code.
    - All second source ICV standard recoveries affecting sample data were within the control limit of ±20%.
    - Continuing calibration %Ds affecting sample data were within the control limit of ≤20%.
    - Although not required by the DoD QSM, a standard of 3× the DL is required by the FWQAPP. MRL standard recoveries were within the reasonable control limit of ±30%, with the exception of no recoveries of benzyl alcohol in the beginning and closing MRLs, and a recovery of 69% for hexachlorocyclopentadiene in the closing MRL. The nondetected result for benzyl alcohol was rejected, “R,” and the result for hexachlorocyclopentadiene was qualified as estimated, “UJ,” in sample 083SB-0005M-0001-SO. Both results were coded with a “C” qualification code.
- Blanks: The method blank had no target compound detects above the control limits listed in DoD QSM Table F-4 of one-half the LOQ for target compounds, and no common laboratory contaminants detected above the LOQ.
- Laboratory Control Samples: All LCS recoveries were within the control limits listed in DoD QSM Tables G-2 (poor performers) and G-7.

- Surrogate Recovery: All surrogate recoveries were within the control limits listed in the DoD QSM Tables G-2 (poor performers) or G-3.

- Matrix Spike/Matrix Spike Duplicate: MS/MSD analyses were not performed on the validated sample of this SDG. Evaluation of method accuracy was based on the LCS results.

- Internal Standards Performance: The internal standard area counts and retention times were within the DoD QSM Table F-4 control limits established by the midpoint initial calibration standard: ±30 seconds for retention times and -50% / +100% for internal standard areas.

- Compound Identification: Compound identification was verified for the sample validated at Level IV. Review of the sample chromatogram, retention times, and spectra indicated no problems with target compound identification.

- Compound Quantification and Reported Detection Limits: Compound quantification was verified for the sample validated at Level IV. The LOQs were supported by the low point of the initial calibration and the laboratory DLs. Any result reported between the DL and the LOQ was qualified as estimated, "J," by the laboratory. Reported nondetects are valid to the LOD.

- System Performance: Review of the raw data indicated no problems with system performance.

- Manual Integrations: Some routine manual integrations were performed for the samples, and for calibration and QC data associated with the sample data, primarily due to incorrectly split peaks, or poor baseline integration. All manual integrations reviewed were deemed appropriate by the reviewer.

- Field QC Samples: Field QC samples were evaluated, and if necessary, qualified based on method blanks and other laboratory QC results affecting the usability of the field QC data. Any remaining detects were used to evaluate the associated site samples. Following are findings associated with field QC samples:

    - Field Blanks and Equipment Rinsates: No field blank or equipment rinsate samples were associated with the validated sample.

    - Field Duplicate Samples: One field duplicate sample was collected and analyzed for SVOCs. The RPD criterion in FWQAPP Table 3-1 of ≤50% was only applied when results for common detects were ≥5× the LOQ. In cases where results were <5× the LOQ, the reasonable control limit of ± the LOQ was applied. Except as noted below, the results were within the control limits. See Appendix C for a complete comparison of all primary and field duplicate results.

SVOC field duplicate outliers				
Primary Sample	**Field Duplicate**	**Analyte**	**RPD**	**W/In LOQ**
083SB-0005M-0001-SD	083SB-0006M-0001-SD	Anthracene	N/A	No
		Benzo(a)anthracene	N/A	No
		Benzo(a)pyrene	N/A	No
		Benzo(b)fluoranthene	N/A	No
		Benzo(g,h,i)perylene	N/A	No
		Fluoranthene	N/A	No
		Indeno(1,2,3-cd)pyrene	N/A	No
		Pyrene	N/A	No

9.2.5 Volatile Organic Compounds (VOCs)

A total of 12 primary soil samples and 1 field duplicate sample were analyzed by CT for volatile compounds by USEPA Method 8260B. Two primary soil samples were validated at Level IV.

- MDL studies were not evaluated as part of this project.
- GC/MS Tuning: The BFB tunes met the method abundance criteria. The samples were analyzed within 12 hours of the BFB injection time.
- Calibration: Calibration criteria listed in DoD QSM Table F-4 were met, with the exception noted below.
    - Initial calibration average RRFs and ICV and CCV RRFs were within the control limits of ≥0.30 for chlorobenzene and 1,1,2,2-tetrachloroethane, and ≥0.10 for chloromethane, bromoform, and 1,1-dichloroethane.
    - All initial calibration %RSDs were within the method control limits of ≤30% for the CCCs and ≤15% for remaining compounds, or linear regression r^2 values ≥0.990.
    - All second source initial calibration verification standard recoveries were within the control limit of ±20%.
    - Continuing calibration %Ds affecting validated sample data were within the control limit of ≤20%
    - Although not required by the DoD QSM, a standard of 3× the DL is required by the FWQAPP. MRL standard recoveries affecting sample data were within the reasonable control limit of ±30%, with the exception of the recovery of 65% for chloroethane in the closing MRL standard. The nondetected result for chloroethane in sample 083SB-0005M-0001-SO was qualified as estimated, “UJ,” and coded with a “C” qualification code.
- Blanks: The method blank associated with the validated sample had no target compound detects above the control limits listed in DoD QSM Table F-4 of one-half the LOQ, and no common laboratory contaminants detected above the LOQ. Methylene chloride was detected in the method blank at 5.7(J) µg/L. The methylene chloride result for sample

083SB-0005M-0001-SO, 6.0(J) µg/L, which was above the LOD, was qualified as a nondetect, at the level of contamination.

- Laboratory Control Samples: LCS recoveries affecting sample results were within the control limits listed in DoD QSM Table G-4.

- Surrogate Recovery: Surrogate recoveries affecting sample data were within the control limits listed in DoD QSM Table G-3.

- Matrix Spike/Matrix Spike Duplicate: MS/MSD analyses were not performed on the validated sample of this SDG.

- Internal Standards Performance: The internal standard area counts and retention times were within DoD QSM Table F-4 control limits established by the midpoint initial calibration standard: ±30 seconds for retention times and -50% / +100% for internal standard areas.

- Compound Identification: Compound identification was verified for the validated sample. Review of the sample chromatogram, retention times, and spectra indicated no problems with target compound identification.

  The laboratory reported isomers o-xylene and m,p-xylenes as well as total xylenes. The isomers o-xylene and m,p-xylenes were rejected, "R," as duplicate data. The result for total xylenes was retained to maintain consistency with data reported from other laboratories.

- Compound Quantification and Reported Detection Limits: Compound quantification was verified for the validated sample. The LOQs were supported by the low point of the initial calibration and the laboratory DLs. Any result reported between the DL and the LOQ was qualified as estimated, "J," by the laboratory. Reported nondetects are valid to the LOD.

- System Performance: Review of the raw data indicated no problems with system performance.

- Manual integrations: Manual integrations were not performed for the validated sample or for associated calibration and QC samples.

- Field QC Samples: Field QC samples were evaluated, and if necessary, qualified based on method blanks and other laboratory QC results affecting the usability of the field QC data. Any remaining detects were used to evaluate the associated site samples. Following are findings associated with field QC samples:

  - Trip Blanks: The trip blanks associated with the validated samples in this SDG had no reportable detects above the DL.

- Field Blanks and Equipment Rinsates: No field blank or equipment rinsate samples were associated with the validated samples.

- Field Duplicate Samples: One field duplicate sample was collected and analyzed for VOCs. The RPD criterion in FWQAPP Table 3-1 of ≤50% was only applied when results for common detects were ≥5× the LOQ. In cases where results were <5× the LOQ, the reasonable control limit of ± the LOQ was applied. All results were within the control limits. See Appendix C for a complete comparison of all primary and field duplicate results.

9.2.6 Metals

A total of 12 primary soil samples and 1 field duplicate sample were analyzed by CT for various metals by USEPA Methods 6010C and 7471B. A single primary soil sample was validated at Level IV.

- MDL studies were not evaluated as part of this project.

- Calibration: Calibration criteria were met.

  - Initial calibration: Linear regression r values were within the control limit listed in the DoD QSM Table F-7 of ≥0.995.

  - The ICP ICV and CCV recoveries were within the control limits listed in DoD QSM Table F-7 of 90-110%. The mercury ICV and CCV recoveries were within the control limits listed in DoD QSM Table F-7 of 90-110% and 80-120%, respectively.

  - CRI/MRL recoveries affecting sample results were within the control limits listed in DoD QSM Table F-7 of 80-120%. When sample results exceeded more than 10× the LOQ, it was the reviewer's professional opinion the CCV results were more indicative of instrument performance; therefore, qualifications were not applied based on MRL results for these analytes.

- Blanks: Thallium was detected in the method blank associated with sample 083SB-0005M-0001-SO at 0.30 µg/L; therefore, thallium detected in the sample was qualified as nondetected, "U," at the LOD. Method blanks had no other applicable detects above the control limits listed in DoD QSM Table F-7 of one-half the LOQ or greater than one-tenth the amount measured in any sample. CCBs had no detects above the control limit listed in DoD QSM Table F-7 of greater than the LOD.

- Interference Check Samples: ICP ICSA and ICSAB recoveries were within the control limits listed in DoD QSM Table F-7 of 80-120%. There were no analytes affecting sample results detected in the ICSA above the control limit listed in DoD QSM Table F-7 of >LOD.

- Laboratory Control Samples: All recoveries were within the control limits listed in DoD QSM Table G-19 of 80-120%.

- Laboratory Duplicates: Laboratory duplicate analyses were performed on 083SB-0004M-0001-SO for all analytes. The results were only assessed for common detects ≥5× the LOQ. In cases where results were <5× the LOQ, the reasonable control limit of ± the LOQ was applied. The RPDs were within the control limit listed in DoD QSM Table F-7 of ≤20% or the results were within ±LOQ.

- Matrix Spike/Matrix Spike Duplicate: MS/MSD analyses were performed on sample 083SB-0004M-0001-SO. Except as noted below, recoveries were within the control limits listed in DoD QSM Table G-19 of 80-120%. Matrix spike control limits were not applied when the native sample concentration exceeded the spiked amount by a factor of four or more.

  Results listed in the table below, all detects, were qualified as estimated, "J," and coded with a "Q" qualification code. When no other qualifications with conflicting bias were assigned to a result, detected results with low recoveries were assigned a negative bias, "J-," and detected results with high recoveries were assigned a positive bias, "J+." Nondetects with low recoveries were qualified as estimated, "UJ."

Samples qualified for matrix spike recovery outliers				
Parent Sample	**Analyte**	**%R**	**RPD**	**Qualified sample**
083SB-0004M-0001-SO	Arsenic	72%, 65%	acceptable	083SB-0005M-0001-SO
	Barium	74%, 56%	27%	
	Beryllium	75%, 64%	acceptable	
	Chromium	64%, 47%	31%	
	Cobalt	68%, 59%	acceptable	
	Copper	77%, 65%	acceptable	
	Lead	61%, 55%	acceptable	
	Magnesium	78%, 54%	36%	
	Nickel	71%, 57%	22%	
	Vanadium	66%, 57%	acceptable	
	Zinc	73%, 56%	26%	
	Antimony	27%, 5%	137%	
	Selenium	400%, 79%	134%	
	Silver	431%, acceptable	134%	
	Cadmium	62%, 59%	acceptable	
	Thallium	68%, 53%	25%	
	Mercury	123%, acceptable	acceptable	

The laboratory calculated RPDs based on the recovery amounts and the spike amounts were different. Recovery outliers listed in the table above were calculated based on recoveries. The qualified results were qualified as estimated, "UJ," for nondetects and, "J," for detects. The qualified results were coded with an "*III" qualification code.

- Post Digestion Spike: Except as noted below, recoveries were within the control limits listed in DoD QSM Table F-7 of 75-125%. Spike control limits were not applied when the native sample concentration exceeded the spiked amount by a factor of four or more.

  When no other qualifications with conflicting bias were assigned to a result, detected results with low recoveries were assigned a negative bias, "J-," and detected results with high recoveries were assigned a positive bias, "J+." Nondetects with low recoveries were qualified as estimated, "UJ." All qualified results were coded with a "P" qualification code.

Samples qualified for post digestion spike recovery outliers			
Parent Sample	**Analyte**	**%R**	**Qualified sample**
083SB-0004M-0001-SO	Barium	66%	083SB-0005M-0001-SO
	Beryllium	71%	
	Calcium	0%	
	Chromium	55%	
	Cobalt	70%	
	Lead	64%	
	Magnesium	0%	
	Nickel	72%	
	Vanadium	67%	
	Zinc	68%	
	Cadmium	68%	
	Thallium	61%	

- Serial Dilution: A serial dilution analysis was performed on 083SB-0004M-0001-SO. Except as noted below, serial dilution %Ds were within the control limits listed in DoD QSM Table F-7 of ≤10%. The serial dilution control limit is only applicable when the original sample concentration is minimally ≥50× the LOQ.

  Results listed in the table below were qualified as estimated, "J." The qualified results were coded with an "A" qualification code.

Samples qualified for serial dilution %D outliers			
Parent Sample	**Analyte**	**%Ds**	**Qualified Sample**
083SB-0004M-0001-SO	Barium	13%	083SB-0005M-0001-SO
	Magnesium	40%	

- Sample Result Verification: For Level IV validation, calculations were verified and the sample results reported on the sample result summary were verified against the raw data. All analytes except mercury, potassium, sodium, antimony, selenium, and silver were reported from 5× dilutions. Any result reported between the DL and the LOQ was qualified as estimated, "J." Reported nondetects are valid to the LOD.

Due to instrument limitations, the ICP-MS raw data did not list absorbances for the ICV, CCV, ICSAB, and MRL samples, and the %R was listed instead of the sample concentrations.

During verification of raw sample concentrations, the reviewer noted that selenium and silver were detected in 083SB-0005M-0001-SO at -9.18 and -4.60 µg/L, respectively. Because the absolute value of these concentrations would result in detects greater than the LOD, the LOD was raised to the respective concentrations: 0.24 mg/kg for selenium and 0.12 mg/kg for silver. These analytes were qualified as estimated, "UJ," and coded with a "$" qualification code.

- Manual Integrations: No manual integrations were noted in the mercury analyses.
- Field QC Samples: Field QC samples were evaluated, and if necessary, qualified based on method blanks and other laboratory QC results affecting the usability of the field QC data. Any remaining detects were used to evaluate the associated site samples. Following are findings associated with field QC samples:
    - Field Blanks and Equipment Rinsates: No field blank or equipment rinsate samples were associated with the validated sample.
    - Field Duplicate Samples: One field duplicate sample was collected and analyzed for metals. The RPD criterion in FWQAPP Table 3-1 of ≤50% for soil samples was only applied when results for common detects were ≥5× the LOQ. In cases where results were <5× the LOQ, the reasonable control limit of ± the LOQ was applied. All results were within the control limits. See Appendix C for a complete comparison of all primary and field duplicate results.

9.3 Data Usability

According to the Draft Site Inspection Report prepared by ECC, the field completeness was 100%.

Two data points were rejected for poor calibration check standard recoveries. In instances where a data point had multiple results, the reviewer chose the most technically sound result to report and rejected the remaining data points. These data points do not affect data quality or usability and are not included in the table below. Data with LODs that exceeded the established criteria and data estimated for quality control outliers or for detects between the DL and the LOQ were included in the table below for informational purposes only.

Table 36. Analytical completeness for RVAAP-83 validated primary data

			Number of Results					Percent Complete
Analysis	**Samples Analyzed**	**Analytes per Sample**	**Total**	**Rejected**	**LODs/DLs Exceeding Criteria**	**Estimated for QC Outliers**	**Estimated for Detects <LOQ**	
Explosives*	1	17	14	1	0/0	2	0	92.8%
Nitroguanidine	1	1	1	0	0/0	0	0	100%
Nitrocellulose	1	1	1	0	0/0	0	0	100%
PCBs	1	9	9	0	0/0	0	0	100%
SVOCs	1	65	65	1	1/0	2	3	98.5%
VOCs	1	43	41	0	0/0	2	0	100%
Metals	1	23	23	0	0/0	18	2	100%
		Totals	**140**	**1**	**1/0**	**22**	**5**	**99.3%**

*Total analyte counts affected by rejected data.

The analytical completeness goal for the project established in the FWQAPP was 90% for each method. The completeness goal was met for all analyses.

9.4 Primary and Field Duplicate Comparison Summary

Primary and field duplicate sample comparisons were considered to be in reasonable agreement as only 5% of the field duplicate pair results were above the FWQAPP control limit of 50% for soils or +/- the LOQ for results below 5× the LOQ. The outliers were all SVOCs. All field duplicate comparison results are presented in Appendix C.

Table 37. RVAAP-83 primary/field duplicate sample comparison summary

Method	Primary/Field Duplicate Pairs	Number of Analytes	Total Analytes	Results within control limits	Results above control limit
Explosives*	1	17	13	13	0
Nitroguanidine	1	1	1	1	0
Nitrocellulose	1	1	1	1	0
SVOCs	1	65	64	56	8
VOCs	1	37	37	37	0
Metals	1	23	23	23	0

*Total analyte counts affected by rejected data.

9.5 Specific Data Concerns

Specific concerns regarding the data are noted below:

- Due to instrument limitations, the mercury raw data did not list the sample absorbances; therefore, the reviewer was not able to calculate the sample results from the raw data.

Additionally, the ICP-MS raw data did not list absorbances for the ICV, CCV, ICSAB, and MRL samples, and the %R was listed instead of the sample concentrations.

In order to avoid repetition of the issues noted above, the following actions should be taken:

- MEC^X recommends the laboratory be requested to alter the IPC-MS and mercury instrument set up in order to report mercury and ICP-MS raw absorbances and ICP-MS ICV, CCV, ICSAB, and MRL concentrations.

10 CONCLUSIONS

10.1 Data Qualification Summary

A summary of the qualifications applied to the data can be found in Appendix B.

10.2 Primary and Field Duplicate Summary

Site-specific comparison summaries can be found in Sections 4 through 9. A summary of the results can be found in Appendix C.

10.3 Data Usability

Site-specific data usability summaries can be found in Sections 4 through 9.

11 RECOMMENDATIONS

Specific concerns regarding the data are noted below:

- Hexavalent chromium was reported utilizing the method of standard additions (MSA), which is recommended for matrices expected to have interference. Results from MSA are best when the MSA linear regression slope is nearly equivalent to the initial calibration slope; however the slopes for most site samples were more than a factor of 10 less than the initial calibration slope, indicating a nominal change in absorbance is observed in the MSA analyses for a relatively significant change in concentration.

- Due to instrument limitations, the mercury raw data did not list the sample absorbances; therefore, the reviewer was not able to calculate the sample results from the raw data. Additionally, the ICP-MS raw data did not list absorbances for the ICV, CCV, ICSAB, and MRL samples, and the %R was listed instead of the sample concentrations.

In order to avoid repetition of the issues noted above, the following actions should be taken:

- MEC^X recommends requesting the laboratory, TA-North Canton, to analyze one MRL standard and one matrix spike by MSA in order to confirm the laboratory's accuracy in reporting hexavalent chromium by MSA.

- MEC^X recommends the laboratory be requested to alter the IPC-MS and mercury instrument set up in order to report mercury and ICP-MS raw absorbances and ICP-MS ICV, CCV, ICSAB, and MRL concentrations.

12 REFERENCES

Contract Laboratory Program National Functional Guidelines for Superfund Organic Data Review. United States Environmental Protection Agency Contract Laboratory Program (CLP). June 2008.

Contract Laboratory Program National Functional Guidelines for Inorganic Superfund Data Review. United States Environmental Protection Agency. January 2010.

Department of Defense Quality Systems Manual for Environmental Laboratories, Version 4.2. DoD Data Quality Workgroup. October 2010.

Facility-Wide Sampling and Analysis Plan for Environmental Investigations at the Ravenna Army Ammunition Plant, Ravenna, Ohio. SAIC. March 2001.

Facility-Wide Human Health Cleanup Goals for the Ravenna Army Ammunition Plant, Ravenna, Ohio. SAIC. February 2010.

Final Site Inspection and Remedial Investigation Work Plan at Compliance Restoration Sites, CC. October 2012

Louisville DOD Quality Systems Manual Supplement, Version 1. Environmental Branch, Engineering Division, U.S. Army Corps of Engineers, Louisville District. March 2007.

Quality Assurance Project Plan for Environmental Investigations at the Ravenna Army Ammunition Plant. SAIC. February 2001.

Site Investigation CC RVAAP-70 East Classification Yard. Environmental Chemical Corporation. 2014.

Site Investigation CC RVAAP-71 Barn No. 5 Petroleum Release. Environmental Chemical Corporation. 2014.

Site Investigation CC RVAAP-72 Facility-Wide Underground Storage Tanks. Environmental Chemical Corporation. 2014.

Site Investigation CC RVAAP-75 George Road Sewage Treatment Plant Mercury Spill. Environmental Chemical Corporation. 2014.

Site Investigation CC RVAAP-77 Laundry Waste Water Sump. Environmental Chemical Corporation. 2014.

Site Investigation CC RVAAP-83 Former Buildings 1031 and 1039. Environmental Chemical Corporation. 2014.

Test Methods for Evaluating Solid Waste, Physical/Chemical Methods, Revision 6. United States Environmental Protection Agency. February 2007.

APPENDIX A

Qualified Sample Result Forms

Qualification Code Reference Table

Qualifier	Organics	Inorganics
H	Holding times were exceeded.	Holding times were exceeded.
S	Surrogate recovery was outside QC limits.	The sequence or number of standards used for the calibration was incorrect.
C	Calibration %RSD or %D was noncompliant.	Correlation coefficient was noncompliant.
R	Calibration RRF was noncompliant.	%R for calibration is not within control limits.
B	Presumed contamination as indicated by the preparation (method) blank results.	Presumed contamination as indicated by the preparation (method) or calibration blank results.
L	Laboratory Control Sample/Control Sample Duplicate %R was not within control limits.	Laboratory Control Sample %R was not within control limits.
Q	MS/MSD recovery was poor or RPD high.	MS recovery was poor.
E	Not applicable	Duplicates showed poor agreement.
I	Internal standard performance was unsatisfactory.	ICP ICS results were unsatisfactory.
A	Not applicable	ICP Serial Dilution %D were not within control limits.
M	Tuning (BFB or DFTPP) was noncompliant.	ICPMS tuning was noncompliant
T	Presumed contamination as indicated by the trip blank results.	Not applicable
+	False positive – reported compound was not present.	False positive – reported compound was not present.
-	False negative – compound was present but not reported.	False negative – compound was present but not reported.
F	Presumed contamination as indicated by the FB or ER results.	Presumed contamination as indicated by the FB or ER results.
$	Reported result or other information was incorrect.	Reported result or other information was incorrect.
?	TIC identity or reported retention time has been changed.	Not applicable.
D	The analysis with this flag should not be used because another more technically sound analysis is available.	The analysis with this flag should not be used because another more technically sound analysis is available.
P	Instrument performance for pesticides was poor.	Post Digestion Spike recovery was not within control limits.
*II, *III	A deficiency was found that has been described in the "Sample Management," section (*II) or the "Method Analyses" section (*III).	A deficiency was found that has been described in the "Sample Management," section (*II) or the "Method Analyses" section (*III).

Validated Sample Result Forms for Sampling : Ravenna Army Ammunition Plant Ravenna, Ohio
Remedial Investigation Compliance Restoration Site: RVAAP-70 East Classification Yard

Sample Delivery Group: 240-17230-1

Analysis Method E353.2

Sample Name 070SS-0006M-0001-SO **AnalysisType:**

Lab Sample Name: 240-17230-6 **Validation Level:** IV

Analyte	CAS No	Result Value	LOQ	LOD	DL	Result	Lab Qualifier	Validation Qualifier	Validation Qualifier Code
Nitrocellulose	9004-70-0	1	5	1.8	0.78	mg/kg	J	J	

Sample Delivery Group: 240-17230-1

Analysis Method SW6020

Sample Name 070SS-0006M-0001-SO **AnalysisType:**

Lab Sample Name: 240-17230-6 **Validation Level:** IV

Analyte	CAS No	Result Value	LOQ	LOD	DL	Result	Lab Qualifier	Validation Qualifier	Validation Qualifier Code
Aluminum	7429-90-5	9800	9.3	3.7	2.3	mg/kg	J	J	
Antimony	7440-36-0	1.5	0.19	0.14	0.057	mg/kg	J	J-	Q
Arsenic	7440-38-2	18	0.46	0.14	0.048	mg/kg			
Barium	7440-39-3	71	0.46	0.28	0.12	mg/kg			
Beryllium	7440-41-7	0.75	0.093	0.009	0.0032	mg/kg			
Cadmium	7440-43-9	0.46	0.19	0.009	0.0029	mg/kg		J	E
Calcium	7440-70-2	7000	190	93	37	mg/kg	J	J	
Chromium	7440-47-3	35	0.46	0.42	0.15	mg/kg		J-	E, Q
Cobalt	7440-48-4	8.6	0.093	0.014	0.0042	mg/kg			
Copper	7440-50-8	23	0.37	0.28	0.1	mg/kg		J-	A
Iron	7439-89-6	23000	46	28	10	mg/kg	J	J	
Lead	7439-92-1	62	0.28	0.19	0.065	mg/kg		J	A, E
Magnesium	7439-95-4	2800	93	23	8.2	mg/kg			
Manganese	7439-96-5	520	2.3	1.9	0.74	mg/kg	D,J	J	
Nickel	7440-02-0	30	0.46	0.23	0.08	mg/kg		J	A
Potassium	7440-09-7	940	93	9.3	3.5	mg/kg	J	J+	Q
Selenium	7782-49-2	0.99	0.46	0.056	0.019	mg/kg		J-	Q, M
Silver	7440-22-4	0.034	0.093	0.046	0.015	mg/kg	J	J	
Sodium	7440-23-5	55	93	37	13	mg/kg	J	U	F
Thallium	7440-28-0	0.24	0.19	0.14	0.052	mg/kg			
Vanadium	7440-62-2	16	0.46	0.093	0.04	mg/kg	J	J+	Q
Zinc	7440-66-6	110	3.7	1.9	0.93	mg/kg			

Analysis Method SW7471

Sample Name 070SS-0006M-0001-SO **AnalysisType:**

Lab Sample Name: 240-17230-6 **Validation Level:** IV

Analyte	CAS No	Result Value	LOQ	LOD	DL	Result	Lab Qualifier	Validation Qualifier	Validation Qualifier Code
MERCURY	7439-97-6	0.05	0.091	0.03	0.013	mg/kg	J	J	

Sample Delivery Group: 240-17230-1

Analysis Method SW8015

Sample Name 070SS-0006M-0001-SO **AnalysisType:**

Lab Sample Name: 240-17230-6 **Validation Level:** IV

Analyte	CAS No	Result Value	LOQ	LOD	DL	Result	Lab Qualifier	Validation Qualifier	Validation Qualifier Code
C10-C20		23	17	9.3	9.3	mg/kg			
C20-C34		110	17	9.3	9.3	mg/kg	M		

Analysis Method SW8082

Sample Name 070SS-0006M-0001-SO **AnalysisType:**

Lab Sample Name: 240-17230-6 **Validation Level:** IV

Analyte	CAS No	Result Value	LOQ	LOD	DL	Result	Lab Qualifier	Validation Qualifier	Validation Qualifier Code
Aroclor-1016	12674-11-2	100	320	120	100	ug/kg	U,J	U	
Aroclor-1221	11104-28-2	80	250	120	80	ug/kg	U	U	
Aroclor-1232	11141-16-5	70	220	120	70	ug/kg	U	U	
Aroclor-1242	53469-21-9	380	200	120	65	ug/kg	D	J	Q, *III
Aroclor-1248	12672-29-6	85	270	120	85	ug/kg	U	U	
Aroclor-1254	11097-69-1	85	270	120	85	ug/kg	U	U	
Aroclor-1260	11096-82-5	85	270	120	85	ug/kg	U	U	

Sample Delivery Group: 240-17230-1

Analysis Method SW8151

Sample Name 070SS-0006M-0001-SO **AnalysisType:**

Lab Sample Name: 240-17230-6 **Validation Level:** IV

Analyte	CAS No	Result Value	LOQ	LOD	DL	Result	Lab Qualifier	Validation Qualifier	Validation Qualifier Code
2,4,5-T		3.7	20	8.3	3.7	ug/kg	U	U	
2,4-D		19	80	33	19	ug/kg	U	U	
2,4-DB		21	80	33	21	ug/kg	U	U	
Dalapon		7.8	40	17	7.8	ug/kg	U	U	
Dicamba		8.1	40	17	8.1	ug/kg	U,J	UJ	Q
Dichlorprop		37	80	67	37	ug/kg	U,J	UJ	Q
Dinoseb		10	12	10	10	ug/kg	U	U	
MCPA		1600	8000	3300	1600	ug/kg	U	UJ	C
MCPP		1500	8000	3300	1500	ug/kg	U	UJ	C
Pentachlorophenol		4.3	10	8.3	4.3	ug/kg	U	U	
Silvex (2,4,5-TP)		4.1	20	8.3	4.1	ug/kg	U,J	U	

Sample Delivery Group: 240-17230-1

Analysis Method SW8260

Sample Name 070SS-0006M-0001-SO **AnalysisType:**

Lab Sample Name: 240-17230-6 **Validation Level:** IV

Analyte	CAS No	Result Value	LOQ	LOD	DL	Result	Lab Qualifier	Validation Qualifier	Validation Qualifier Code
1,1,1-Trichloroethane	71-55-6	0.97	8.7	1.7	0.97	ug/kg	U	UJ	S
1,1,2,2-Tetrachloroethane	79-34-5	0.59	8.7	0.87	0.59	ug/kg	U,J	UJ	S
1,1,2-Trichloroethane	79-00-5	0.68	8.7	0.87	0.68	ug/kg	U,J	UJ	S
1,1-Dichloroethane	75-34-3	0.62	8.7	0.87	0.62	ug/kg	U	UJ	S
1,1-Dichloroethene	75-35-4	0.9	8.7	1.7	0.9	ug/kg	U	UJ	S
1,2-Dibromoethane	106-93-4	0.87	8.7	1.7	0.87	ug/kg	U,J	UJ	S
1,2-Dichloroethane	107-06-2	0.59	8.7	0.87	0.59	ug/kg	U	UJ	S
1,2-Dichloroethene, Total	540-59-0	1.3	17	1.7	1.3	ug/kg	U	UJ	S
1,2-Dichloropropane	78-87-5	1.2	8.7	1.7	1.2	ug/kg	U	UJ	S
2-Butanone (MEK)	78-93-3	2.4	35	3.5	2.4	ug/kg	U	UJ	S
2-Hexanone	591-78-6	1.1	35	1.7	1.1	ug/kg	U,J	UJ	S
4-Methyl-2-pentanone (MIBK)	108-10-1	0.94	35	1.7	0.94	ug/kg	U	UJ	S
Acetone	67-64-1	11	35	11	11	ug/kg	U	UJ	C, S
Benzene	71-43-2	0.4	8.7	0.87	0.4	ug/kg	U	UJ	S
Bromochloromethane	74-97-5	1.2	8.7	1.7	1.2	ug/kg	U	UJ	S
Bromodichloromethane	75-27-4	0.49	8.7	0.87	0.49	ug/kg	U,J	UJ	S
Bromoform	75-25-2	0.57	8.7	0.87	0.57	ug/kg	U,J	UJ	S
Bromomethane	74-83-9	0.94	8.7	1.7	0.94	ug/kg	U	UJ	S
Carbon disulfide	75-15-0	0.76	8.7	0.87	0.76	ug/kg	U	UJ	S
Carbon tetrachloride	56-23-5	0.64	8.7	0.87	0.64	ug/kg	U	UJ	S
Chlorobenzene	108-90-7	0.57	8.7	0.87	0.57	ug/kg	U,J	UJ	S
Chloroethane	75-00-3	1.5	8.7	1.7	1.5	ug/kg	U	UJ	S
Chloroform	67-66-3	0.5	8.7	0.87	0.5	ug/kg	U	UJ	S
Chloromethane	74-87-3	0.71	8.7	0.87	0.71	ug/kg	U	UJ	S
cis-1,3-Dichloropropene	10061-01-5	0.59	8.7	0.87	0.59	ug/kg	U	UJ	S
Dibromochloromethane	124-48-1	0.95	8.7	1.7	0.95	ug/kg	U,J	UJ	S
Ethylbenzene	100-41-4	0.45	8.7	0.87	0.45	ug/kg	U,J	UJ	S
Methyl tert-butyl ether	1634-04-4	0.75	8.7	0.87	0.75	ug/kg	U	UJ	S

Sample Delivery Group: 240-17230-1

Methylene Chloride	75-09-2	1.2	8.7	1.7	1.2	ug/kg	U,J	UJ	S
Styrene	100-42-5	0.26	8.7	0.87	0.26	ug/kg	U,J	UJ	S
Tetrachloroethene	127-18-4	0.9	8.7	1.7	0.9	ug/kg	U,J	UJ	S
Toluene	108-88-3	0.47	8.7	0.87	0.47	ug/kg	U,J	UJ	S
trans-1,3-Dichloropropene	10061-02-6	0.94	8.7	1.7	0.94	ug/kg	U,J	UJ	S
Trichloroethene	79-01-6	0.73	8.7	0.87	0.73	ug/kg	U	UJ	S
Vinyl chloride	75-01-4	0.68	8.7	0.87	0.68	ug/kg	U	UJ	S
Xylenes, Total		1.2	17	2.6	1.2	ug/kg	U,J	UJ	S

Sample Delivery Group: 240-17230-1

Analysis Method SW8270

Sample Name 070SS-0003M-0001-SO **AnalysisType:**

Lab Sample Name: 240-17230-3 **Validation Level:** IV

Analyte	CAS No	Result Value	LOQ	LOD	DL	Result	Lab Qualifier	Validation Qualifier	Validation Qualifier Code
1,2,4-Trichlorobenzene	120-82-1	270	510	270	270	ug/kg	U	U	
1,2-Dichlorobenzene	95-50-1	98	510	270	98	ug/kg	U	U	
1,3-Dichlorobenzene	541-73-1	110	510	270	110	ug/kg	U	U	
1,4-Dichlorobenzene	106-46-7	200	510	270	200	ug/kg	U	U	
2,4,5-Trichlorophenol	95-95-4	250	1500	270	250	ug/kg	U	U	
2,4,6-Trichlorophenol	88-06-2	810	1500	810	810	ug/kg	U	U	
2,4-Dichlorophenol	120-83-2	200	1500	270	200	ug/kg	U	U	
2,4-Dimethylphenol	105-67-9	200	1500	810	200	ug/kg	U	U	
2,4-Dinitrophenol	51-28-5	810	3300	810	810	ug/kg	U	UJ	C
2,4-Dinitrotoluene	121-14-2	270	2000	270	270	ug/kg	U	U	
2,6-Dinitrotoluene	606-20-2	210	2000	270	210	ug/kg	U	U	
2-Chloronaphthalene	91-58-7	33	510	33	33	ug/kg	U	U	
2-Chlorophenol	95-57-8	270	510	270	270	ug/kg	U	U	
2-Methylnaphthalene	91-57-6	540	67	33	33	ug/kg	D		
2-Methylphenol	95-48-7	810	2000	810	810	ug/kg	U	U	
2-Nitroaniline	88-74-4	92	2000	270	92	ug/kg	U	U	
2-Nitrophenol	88-75-5	270	510	270	270	ug/kg	U	U	
3 & 4 Methylphenol		200	4000	810	200	ug/kg	U	U	
3,3'-Dichlorobenzidine	91-94-1	180	1000	810	180	ug/kg	U	UJ	C
3-Nitroaniline	99-09-2	160	2000	810	160	ug/kg	U	U	
4,6-Dinitro-2-methylphenol	534-52-1	810	1500	810	810	ug/kg	U	UJ	C
4-Bromophenyl phenyl ether	101-55-3	130	510	270	130	ug/kg	U	U	
4-Chloro-3-methylphenol	59-50-7	210	1500	270	210	ug/kg	U	U	
4-Chloroaniline	106-47-8	170	1500	270	170	ug/kg	U	U	
4-Chlorophenyl phenyl ether	7005-72-3	130	510	270	130	ug/kg	U	U	
4-Nitroaniline	100-01-6	260	2000	270	260	ug/kg	U	U	
4-Nitrophenol	100-02-7	810	3300	810	810	ug/kg	U	U	
Acenaphthene	83-32-9	550	67	33	33	ug/kg	D		

Acenaphthylene	208-96-8	47	67	33	33	ug/kg	J,D	J
Anthracene	120-12-7	2500	67	33	33	ug/kg	D	
Benzo[a]anthracene	56-55-3	3200	67	33	33	ug/kg	D	
Benzo[a]pyrene	50-32-8	1900	67	33	33	ug/kg	D	
Benzo[b]fluoranthene	205-99-2	3100	67	33	33	ug/kg	D,M	
Benzo[g,h,i]perylene	191-24-2	1100	67	33	33	ug/kg	D	
Benzo[k]fluoranthene	207-08-9	980	67	33	33	ug/kg	D,M	
Benzoic acid	65-85-0	3400	6700	3400	3400	ug/kg	U	U
Benzyl alcohol	100-51-6	210	3300	270	210	ug/kg	U	U
bis (2-chloroisopropyl) ether	108-60-1	96	1000	270	96	ug/kg	U	U
Bis(2-chloroethoxy)methane	111-91-1	220	1000	270	220	ug/kg	U	U
Bis(2-chloroethyl)ether	111-44-4	20	1000	33	20	ug/kg	U	U
Bis(2-ethylhexyl) phthalate	117-81-7	190	510	270	190	ug/kg	U	U
Butyl benzyl phthalate	85-68-7	100	510	270	100	ug/kg	U	U
Carbazole	86-74-8	340	510	270	270	ug/kg	J,D	J
Chrysene	218-01-9	3300	67	33	11	ug/kg	D	
Dibenz(a,h)anthracene	53-70-3	33	67	33	33	ug/kg	U	U
Dibenzofuran	132-64-9	420	510	33	33	ug/kg	J,D	J
Diethyl phthalate	84-66-2	160	510	270	160	ug/kg	U	U
Dimethyl phthalate	131-11-3	170	510	270	170	ug/kg	U	U
Di-n-butyl phthalate	84-74-2	150	510	270	150	ug/kg	U	U
Di-n-octyl phthalate	117-84-0	270	510	270	270	ug/kg	U	U
Fluoranthene	206-44-0	8400	67	33	33	ug/kg	D	
Fluorene	86-73-7	710	67	33	33	ug/kg	D	
Hexachlorobenzene	118-74-1	21	67	33	21	ug/kg	U	U
Hexachlorobutadiene	87-68-3	270	510	270	270	ug/kg	U	U
Hexachlorocyclopentadiene	77-47-4	270	3300	270	270	ug/kg	U	U
Hexachloroethane	67-72-1	91	510	270	91	ug/kg	U	U
Indeno[1,2,3-cd]pyrene	193-39-5	1000	67	33	33	ug/kg	D	
Isophorone	78-59-1	130	510	270	130	ug/kg	U	U
Naphthalene	91-20-3	480	67	33	33	ug/kg	D	
Nitrobenzene	98-95-3	22	1000	33	22	ug/kg	U	U
N-Nitrosodi-n-propylamine	621-64-7	270	510	270	270	ug/kg	U	U

N-Nitrosodiphenylamine	86-30-6	210	510	270	210	ug/kg	U	U	
Pentachlorophenol	87-86-5	810	1500	810	810	ug/kg	U	U	
Phenanthrene	85-01-8	5900	67	33	33	ug/kg	D		
Phenol	108-95-2	270	510	270	270	ug/kg	U	U	
Pyrene	129-00-0	5700	67	33	33	ug/kg	D		

Sample Name 070SS-0006M-0001-SO **AnalysisType:**

Lab Sample Name: 240-17230-6 **Validation Level:** IV

Analyte	CAS No	Result Value	LOQ	LOD	DL	Result	Lab Qualifier	Validation Qualifier	Validation Qualifier Code
1,2,4-Trichlorobenzene	120-82-1	130	250	130	130	ug/kg	U	U	
1,2-Dichlorobenzene	95-50-1	48	250	130	48	ug/kg	U	U	
1,3-Dichlorobenzene	541-73-1	54	250	130	54	ug/kg	U	U	
1,4-Dichlorobenzene	106-46-7	99	250	130	99	ug/kg	U	U	
2,4,5-Trichlorophenol	95-95-4	120	740	130	120	ug/kg	U	U	
2,4,6-Trichlorophenol	88-06-2	390	740	390	390	ug/kg	U	U	
2,4-Dichlorophenol	120-83-2	99	740	130	99	ug/kg	U	U	
2,4-Dimethylphenol	105-67-9	99	740	390	99	ug/kg	U	U	
2,4-Dinitrophenol	51-28-5	390	1600	390	390	ug/kg	U	UJ	C
2,4-Dinitrotoluene	121-14-2	130	990	130	130	ug/kg	U	R	D
2,6-Dinitrotoluene	606-20-2	100	990	130	100	ug/kg	U	R	D
2-Chloronaphthalene	91-58-7	16	250	16	16	ug/kg	U	U	
2-Chlorophenol	95-57-8	130	250	130	130	ug/kg	U	U	
2-Methylnaphthalene	91-57-6	280	33	16	16	ug/kg	D		
2-Methylphenol	95-48-7	390	990	390	390	ug/kg	U	U	
2-Nitroaniline	88-74-4	45	990	130	45	ug/kg	U	U	
2-Nitrophenol	88-75-5	130	250	130	130	ug/kg	U	U	
3 & 4 Methylphenol		99	2000	390	99	ug/kg	U	U	
3,3'-Dichlorobenzidine	91-94-1	89	490	390	89	ug/kg	U,J	R	Q
3-Nitroaniline	99-09-2	79	990	390	79	ug/kg	U,J	UJ	Q
4,6-Dinitro-2-methylphenol	534-52-1	390	740	390	390	ug/kg	U,J	UJ	C, Q
4-Bromophenyl phenyl ether	101-55-3	64	250	130	64	ug/kg	U	U	
4-Chloro-3-methylphenol	59-50-7	100	740	130	100	ug/kg	U	U	
4-Chloroaniline	106-47-8	84	740	130	84	ug/kg	U,J	R	Q

4-Chlorophenyl phenyl ether	7005-72-3	64	250	130	64	ug/kg	U	U	
4-Nitroaniline	100-01-6	130	990	130	130	ug/kg	U,J	UJ	Q
4-Nitrophenol	100-02-7	390	1600	390	390	ug/kg	U	U	
Acenaphthene	83-32-9	40	33	16	16	ug/kg	D		
Acenaphthylene	208-96-8	16	33	16	16	ug/kg	U	U	
Anthracene	120-12-7	79	33	16	16	ug/kg	D		
Benzo[a]anthracene	56-55-3	160	33	16	16	ug/kg	D		
Benzo[a]pyrene	50-32-8	130	33	16	16	ug/kg	D		
Benzo[b]fluoranthene	205-99-2	200	33	16	16	ug/kg	D,M		
Benzo[g,h,i]perylene	191-24-2	130	33	16	16	ug/kg	D,M		
Benzo[k]fluoranthene	207-08-9	91	33	16	16	ug/kg	D,M		
Benzoic acid	65-85-0	1600	3300	1600	1600	ug/kg	U	U	
Benzyl alcohol	100-51-6	100	1600	130	100	ug/kg	U	U	
bis (2-chloroisopropyl) ether	108-60-1	47	490	130	47	ug/kg	U	U	
Bis(2-chloroethoxy)methane	111-91-1	110	490	130	110	ug/kg	U	U	
Bis(2-chloroethyl)ether	111-44-4	9.9	490	16	9.9	ug/kg	U	U	
Bis(2-ethylhexyl) phthalate	117-81-7	94	250	130	94	ug/kg	U	U	
Butyl benzyl phthalate	85-68-7	49	250	130	49	ug/kg	U	U	
Carbazole	86-74-8	130	250	130	130	ug/kg	U	U	
Chrysene	218-01-9	200	33	16	5.4	ug/kg	D		
Dibenz(a,h)anthracene	53-70-3	16	33	16	16	ug/kg	U	U	
Dibenzofuran	132-64-9	88	250	16	16	ug/kg	J,D	J	
Diethyl phthalate	84-66-2	79	250	130	79	ug/kg	U	U	
Dimethyl phthalate	131-11-3	84	250	130	84	ug/kg	U	U	
Di-n-butyl phthalate	84-74-2	74	250	130	74	ug/kg	U	U	
Di-n-octyl phthalate	117-84-0	130	250	130	130	ug/kg	U	U	
Fluoranthene	206-44-0	370	33	16	16	ug/kg	J,D	J	
Fluorene	86-73-7	38	33	16	16	ug/kg	D		
Hexachlorobenzene	118-74-1	10	33	16	10	ug/kg	U	U	
Hexachlorobutadiene	87-68-3	130	250	130	130	ug/kg	U	U	
Hexachlorocyclopentadiene	77-47-4	130	1600	130	130	ug/kg	U	U	
Hexachloroethane	67-72-1	44	250	130	44	ug/kg	U	U	
Indeno[1,2,3-cd]pyrene	193-39-5	90	33	16	16	ug/kg	D		

Sample Delivery Group: 240-17230-1

Isophorone	78-59-1	64	250	130	64	ug/kg	U	U	
Naphthalene	91-20-3	220	33	16	16	ug/kg	D		
Nitrobenzene	98-95-3	11	490	16	11	ug/kg	U	U	
N-Nitrosodi-n-propylamine	621-64-7	130	250	130	130	ug/kg	U	U	
N-Nitrosodiphenylamine	86-30-6	100	250	130	100	ug/kg	U	U	
Pentachlorophenol	87-86-5	390	740	390	390	ug/kg	U	R	D
Phenanthrene	85-01-8	420	33	16	16	ug/kg	J,D	J	
Phenol	108-95-2	130	250	130	130	ug/kg	U	U	
Pyrene	129-00-0	280	33	16	16	ug/kg	D		

Analysis Method SW8330

Sample Name 070SS-0006M-0001-SO **AnalysisType:**

Lab Sample Name: 240-17230-6 **Validation Level:** IV

Analyte	CAS No	Result Value	LOQ	LOD	DL	Result	Lab Qualifier	Validation Qualifier	Validation Qualifier Code
1,3,5-Trinitrobenzene	99-35-4	0.01	0.25	0.05	0.01	mg/kg	U	U	
1,3-Dinitrobenzene	99-65-0	0.0042	0.25	0.05	0.0042	mg/kg	U	U	
2,4,6-Trinitrotoluene	118-96-7	0.019	0.25	0.05	0.019	mg/kg	U	U	
2,4-Dinitrotoluene	121-14-2	0.0053	0.25	0.05	0.0053	mg/kg	U	U	
2,6-Dinitrotoluene	606-20-2	0.0073	0.25	0.05	0.0073	mg/kg	U	U	
2-Amino-4,6-dinitrotoluene	35572-78-2	0.012	0.25	0.05	0.012	mg/kg	U	U	
2-Nitrotoluene	88-72-2	0.013	0.25	0.05	0.013	mg/kg	U	UJ	C
3-Nitrotoluene	99-08-1	0.015	0.25	0.05	0.015	mg/kg	U	U	
4-Amino-2,6-dinitrotoluene	35572-78-2	0.01	0.25	0.05	0.01	mg/kg	U,J	U	
4-Nitrotoluene	99-99-0	0.018	0.25	0.05	0.018	mg/kg	U	U	
HMX	2691-41-0	0.012	0.25	0.05	0.012	mg/kg	U	U	
Nitrobenzene	98-95-3	0.018	0.25	0.05	0.018	mg/kg	U	R	D
Nitroglycerin	55-63-0	0.015	0.5	0.25	0.015	mg/kg	U	UJ	Q
Nitroguanidine	556-88-7	0.019	0.24	0.039	0.019	mg/kg	U	U	
PETN	78-11-5	0.025	0.5	0.25	0.025	mg/kg	U	U	
RDX	121-82-4	0.012	0.25	0.05	0.012	mg/kg	U	UJ	C
Tetryl	479-45-8	0.01	0.25	0.05	0.01	mg/kg	U	U	

Sample Delivery Group: 240-17317-1

Analysis Method M8015V

Sample Name 070SS-0006M-0001-SO **AnalysisType:** N

Lab Sample Name: 240-17317-11 **Validation Level:** IV

Analyte	CAS No	Result Value	LOQ	LOD	DL	Result	Lab Qualifier	Validation Qualifier	Validation Qualifier Code
PETROLEUM HYDROCARBONS C		58.0	92	46	42	UG/KG	J	J	C, Q

Sample Delivery Group: 240-18581-1

Analysis Method M8015D

Sample Name 070SB-0042M-0001-SO **AnalysisType:** N

Lab Sample Name: 240-18581-1 **Validation Level:** IV

Analyte	CAS No	Result Value	LOQ	LOD	DL	Result	Lab Qualifier	Validation Qualifier	Validation Qualifier Code
C20-C34 PETROLEUM HYDROCA		430.0	210	110	110	MG/KG	D M		
PHCC10C20		370.0	210	110	110	MG/KG	D		

Sample Delivery Group: 240-18581-1

Analysis Method SW6020

Sample Name 070SB-044M-0001-SO **AnalysisType:** N

Lab Sample Name: 240-18581-3 **Validation Level:** IV

Analyte	CAS No	Result Value	LOQ	LOD	DL	Result	Lab Qualifier	Validation Qualifier	Validation Qualifier Code
ALUMINUM	7429-90-5	10000.0	2.9	0.59	0.28	MG/KG			
ANTIMONY	7440-36-0	0.098	0.20	0.098	0.045	MG/KG	U	U	
ARSENIC	7440-38-2	7.7	0.098	0.049	0.018	MG/KG			
BARIUM	7440-39-3	64.0	0.98	0.020	0.010	MG/KG	Q	J	M
BERYLLIUM	7440-41-7	0.68	0.098	0.009	0.0074	MG/KG			
CADMIUM	7440-43-9	0.19	0.098	0.029	0.013	MG/KG			
CALCIUM	7440-70-2	7000.0	9.8	2.5	1.3	MG/KG			
CHROMIUM	7440-47-3	14.0	0.20	0.039	0.022	MG/KG			
COBALT	7440-48-4	8.2	0.049	0.009	0.0024	MG/KG	Q		
COPPER	7440-50-8	15.0	0.20	0.059	0.032	MG/KG	Q		
IRON	7439-89-6	20000.0	4.9	2.0	1.1	MG/KG	B		
LEAD	7439-92-1	12.0	0.098	0.029	0.015	MG/KG			
MAGNESIUM	7439-95-4	3400.0	9.8	2.0	1.1	MG/KG			
MANGANESE	7439-96-5	340.0	0.49	0.029	0.016	MG/KG			
NICKEL	7440-02-0	19.0	0.098	0.029	0.011	MG/KG			
POTASSIUM	7440-09-7	800.0	9.8	5.9	3.1	MG/KG			
SELENIUM	7782-49-2	0.47	0.49	0.098	0.050	MG/KG	J Q	J+	I
SILVER	7440-22-4	0.023	0.098	0.029	0.011	MG/KG	J	J	
SODIUM	7440-23-5	89.0	9.8	4.9	2.6	MG/KG			
THALLIUM	7440-28-0	0.13	0.098	0.020	0.010	MG/KG			
VANADIUM	7440-62-2	14.0	0.098	0.059	0.029	MG/KG			
ZINC	7440-66-6	44.0	0.49	0.20	0.064	MG/KG	Q		

Analysis Method SW7471A

Sample Name 070SB-044M-0001-SO **AnalysisType:** N

Lab Sample Name: 240-18581-3 **Validation Level:** IV

Analyte	CAS No	Result Value	LOQ	LOD	DL	Result	Lab Qualifier	Validation Qualifier	Validation Qualifier Code
MERCURY	7439-97-6	0.017	0.11	0.037	0.016	MG/KG	J	J	

Sample Delivery Group: 240-18581-1

Analysis Method SW8082

Sample Name 070SB-044M-0001-SO **AnalysisType:** N

Lab Sample Name: 240-18581-3 **Validation Level:** IV

Analyte	CAS No	Result Value	LOQ	LOD	DL	Result	Lab Qualifier	Validation Qualifier	Validation Qualifier Code
PCB-1016 (AROCHLOR 1016)	12674-11-2	24	64	24	21	UG/KG	U	U	
PCB-1221 (AROCHLOR 1221)	11104-28-2	24	49	24	16	UG/KG	U	U	
PCB-1232 (AROCHLOR 1232)	11141-16-5	24	44	24	14	UG/KG	U	U	
PCB-1242 (AROCHLOR 1242)	53469-21-9	24	39	24	13	UG/KG	U	U	
PCB-1248 (AROCHLOR 1248)	12672-29-6	24	54	24	17	UG/KG	U	U	
PCB-1254 (AROCHLOR 1254)	11097-69-1	24	54	24	17	UG/KG	U	U	
PCB-1260 (AROCHLOR 1260)	11096-82-5	24	54	24	17	UG/KG	U	U	

Analysis Method SW8151A

Sample Name 070SB-044M-0001-SO **AnalysisType:** N

Lab Sample Name: 240-18581-3 **Validation Level:** IV

Analyte	CAS No	Result Value	LOQ	LOD	DL	Result	Lab Qualifier	Validation Qualifier	Validation Qualifier Code
2,4 DB		33	80	33	21	UG/KG	U	U	
2,4,5-T (TRICHLOROPHENOXYAC		8.3	20	8.3	3.7	UG/KG	U	U	
2,4-D (DICHLOROPHENOXYACET		33	80	33	19	UG/KG	U	U	
DALAPON		17	40	17	7.8	UG/KG	U	U	
DICAMBA		17	40	17	8.1	UG/KG	U	U	
DICHLOROPROP		66	80	66	37	UG/KG	U	U	
DINOSEB		10	12	10	10	UG/KG	U	U	
MCPA		3300	8000	3300	1600	UG/KG	U	UJ	C
MCPP		3300	8000	3300	1500	UG/KG	U	UJ	C
PENTACHLOROPHENOL		8.3	10	8.3	4.3	UG/KG	U	U	
SILVEX (2,4,5-TP)		8.3	20	8.3	4.1	UG/KG	U	U	

Sample Delivery Group: 240-18581-1

Analysis Method SW8260B

Sample Name 070SB-044M-0001-SO **AnalysisType:** N

Lab Sample Name: 240-18581-3 **Validation Level:** IV

Analyte	CAS No	Result Value	LOQ	LOD	DL	Result	Lab Qualifier	Validation Qualifier	Validation Qualifier Code
1,1,1-TRICHLOROETHANE	71-55-6	1.1	5.7	1.1	0.64	UG/KG	U	UJ	S
1,1,2,2-TETRACHLOROETHANE	79-34-5	0.57	5.7	0.57	0.39	UG/KG	U J	UJ	Q, S
1,1,2-TRICHLOROETHANE	79-00-5	0.57	5.7	0.57	0.44	UG/KG	U	UJ	S
1,1-DICHLOROETHANE	75-34-3	0.57	5.7	0.57	0.41	UG/KG	U	UJ	S
1,1-DICHLOROETHENE	75-35-4	1.1	5.7	1.1	0.59	UG/KG	U	UJ	S
1,2-DIBROMOETHANE (ETHYLEN	106-93-4	1.1	5.7	1.1	0.57	UG/KG	U	UJ	S
1,2-DICHLOROETHANE	107-06-2	0.57	5.7	0.57	0.39	UG/KG	U	UJ	S
1,2-DICHLOROPROPANE	78-87-5	1.1	5.7	1.1	0.78	UG/KG	U	UJ	S
2-HEXANONE	591-78-6	1.8	23	1.1	0.72	UG/KG	J	UJ	B, C, S
ACETONE	67-64-1	41.0	23	7.2	7.2	UG/KG		J	S
BENZENE	71-43-2	1.3	5.7	0.57	0.26	UG/KG	J	J	S
BROMOCHLOROMETHANE	74-97-5	1.1	5.7	1.1	0.81	UG/KG	U	UJ	S
BROMODICHLOROMETHANE	75-27-4	0.57	5.7	0.57	0.32	UG/KG	U	UJ	S
BROMOFORM	75-25-2	0.57	5.7	0.57	0.37	UG/KG	U	UJ	S
BROMOMETHANE	74-83-9	1.1	5.7	1.1	0.61	UG/KG	U	UJ	S
CARBON DISULFIDE	75-15-0	0.57	5.7	0.57	0.50	UG/KG	U	UJ	S
CARBON TETRACHLORIDE	56-23-5	0.57	5.7	0.57	0.42	UG/KG	U	UJ	S
CHLOROBENZENE	108-90-7	0.57	5.7	0.57	0.37	UG/KG	U	UJ	S
CHLOROETHANE	75-00-3	1.1	5.7	1.1	0.98	UG/KG	U	UJ	S
CHLOROFORM	67-66-3	0.57	5.7	0.57	0.33	UG/KG	U	UJ	S
CHLOROMETHANE	74-87-3	0.57	5.7	0.57	0.47	UG/KG	U	UJ	S
CIS-1,3-DICHLOROPROPENE	10061-01-5	0.57	5.7	0.57	0.39	UG/KG	U	UJ	S
DIBROMOCHLOROMETHANE	124-48-1	1.1	5.7	1.1	0.62	UG/KG	U	UJ	S
ETHYLBENZENE	100-41-4	1.8	5.7	0.57	0.30	UG/KG	J	J	S
METHYL ETHYL KETONE (2-BUT	78-93-3	12.0	23	2.3	1.6	UG/KG	J	J	S
METHYL ISOBUTYL KETONE (4-	108-10-1	1.3	23	1.1	0.61	UG/KG	J	UJ	B, S
METHYLENE CHLORIDE	75-09-2	1.1	5.7	1.1	0.76	UG/KG	U	UJ	S
STYRENE	100-42-5	0.57	5.7	0.57	0.17	UG/KG	U	UJ	S

Sample Delivery Group: 240-18581-1

TERT-BUTYL METHYL ETHER	1634-04-4	0.57	5.7	0.57	0.49	UG/KG	U	UJ	S
TETRACHLOROETHYLENE(PCE)	127-18-4	1.1	5.7	1.1	0.59	UG/KG	U	UJ	S
TOLUENE	108-88-3	3.3	5.7	0.57	0.31	UG/KG	J	J	S
TOTAL 1,2-DICHLOROETHENE	540-59-0	1.1	11	1.1	0.87	UG/KG	U	UJ	S
TRANS-1,3-DICHLOROPROPENE	10061-02-6	1.1	5.7	1.1	0.61	UG/KG	U	UJ	S
TRICHLOROETHYLENE (TCE)	79-01-6	0.57	5.7	0.57	0.48	UG/KG	U	UJ	S
VINYL CHLORIDE	75-01-4	0.57	5.7	0.57	0.44	UG/KG	U	UJ	S
XYLENES, TOTAL		1.7	11	1.7	0.76	UG/KG	U	UJ	S

Sample Delivery Group: 240-18581-1

Analysis Method SW8270D

Sample Name 070SB-044M-0001-SO **AnalysisType:** N

Lab Sample Name: 240-18581-3 **Validation Level:** IV

Analyte	CAS No	Result Value	LOQ	LOD	DL	Result	Lab Qualifier	Validation Qualifier	Validation Qualifier Code
1,2,4-TRICHLOROBENZENE	120-82-1	270	510	270	270	UG/KG	U J	U	
1,2-DICHLOROBENZENE	95-50-1	270	510	270	98	UG/KG	U J	U	
1,3-DICHLOROBENZENE	541-73-1	270	510	270	110	UG/KG	U	U	
1,4-DICHLOROBENZENE	106-46-7	270	510	270	200	UG/KG	U	U	
2,4,5-TRICHLOROPHENOL	95-95-4	270	1500	270	250	UG/KG	U	U	
2,4,6-TRICHLOROPHENOL	88-06-2	810	1500	810	810	UG/KG	U	U	
2,4-DICHLOROPHENOL	120-83-2	270	1500	270	200	UG/KG	U	U	
2,4-DIMETHYLPHENOL	105-67-9	810	1500	810	200	UG/KG	U	U	
2,4-DINITROPHENOL	51-28-5	810	3300	810	810	UG/KG	U	UJ	C
2,4-DINITROTOLUENE	121-14-2	270	2000	270	270	UG/KG	U	R	D
2,6-DINITROTOLUENE	606-20-2	270	2000	270	210	UG/KG	U	R	D
2-CHLORONAPHTHALENE	91-58-7	33	510	33	33	UG/KG	U	U	
2-CHLOROPHENOL	95-57-8	270	510	270	270	UG/KG	U	U	
2-METHYLNAPHTHALENE	91-57-6	33	67	33	33	UG/KG	U	U	
2-METHYLPHENOL (O-CRESOL)	95-48-7	810	2000	810	810	UG/KG	U	U	
2-NITROANILINE	88-74-4	270	2000	270	92	UG/KG	U	U	
2-NITROPHENOL	88-75-5	270	510	270	270	UG/KG	U	U	
3,3'-DICHLOROBENZIDINE	91-94-1	810	1000	810	180	UG/KG	U J	U	
3-NITROANILINE	99-09-2	810	2000	810	160	UG/KG	U	U	
4,6-DINITRO-2-METHYLPHENOL	534-52-1	810	1500	810	810	UG/KG	U	U	
4-BROMOPHENYL PHENYL ETHE	101-55-3	270	510	270	130	UG/KG	U	U	
4-CHLORO-3-METHYLPHENOL	59-50-7	270	1500	270	210	UG/KG	U	U	
4-CHLOROANILINE	106-47-8	270	1500	270	170	UG/KG	U J	U	
4-CHLOROPHENYL PHENYL ETH	7005-72-3	270	510	270	130	UG/KG	U	U	
4-NITROANILINE	100-01-6	270	2000	270	260	UG/KG	U	U	
4-NITROPHENOL	100-02-7	810	3300	810	810	UG/KG	U	U	
ACENAPHTHENE	83-32-9	33	67	33	33	UG/KG	U	U	
ACENAPHTHYLENE	208-96-8	33	67	33	33	UG/KG	U	U	

ANTHRACENE	120-12-7	33	67	33	33	UG/KG	U	U	
BENZO(A)ANTHRACENE	56-55-3	33	67	33	33	UG/KG	U	U	
BENZO(A)PYRENE	50-32-8	33	67	33	33	UG/KG	U	U	
BENZO(B)FLUORANTHENE	205-99-2	33	67	33	33	UG/KG	U	U	
BENZO(G,H,I)PERYLENE	191-24-2	33	67	33	33	UG/KG	U J	UJ	C
BENZO(K)FLUORANTHENE	207-08-9	33	67	33	33	UG/KG	U	U	
BENZOIC ACID	65-85-0	3400	6700	3400	3400	UG/KG	U	U	
BENZYL ALCOHOL	100-51-6	270	3300	270	210	UG/KG	U	U	
BENZYL BUTYL PHTHALATE	85-68-7	270	510	270	100	UG/KG	U	U	
BIS(2-CHLOROETHOXY) METHA	111-91-1	270	1000	270	220	UG/KG	U J	U	
BIS(2-CHLOROETHYL) ETHER (2	111-44-4	33	1000	33	20	UG/KG	U	U	
BIS(2-CHLOROISOPROPYL) ETHE	108-60-1	270	1000	270	96	UG/KG	U	U	
BIS(2-ETHYLHEXYL) PHTHALAT	117-81-7	270	510	270	190	UG/KG	U	U	
CARBAZOLE	86-74-8	270	510	270	270	UG/KG	U	U	
CHRYSENE	218-01-9	33	67	33	11	UG/KG	U	U	
CRESOLS, M & P		810	4000	810	200	UG/KG	U	U	
DIBENZ(A,H)ANTHRACENE	53-70-3	33	67	33	33	UG/KG	U J	U	
DIBENZOFURAN	132-64-9	33	510	33	33	UG/KG	U	U	
DIETHYL PHTHALATE	84-66-2	270	510	270	160	UG/KG	U	U	
DIMETHYL PHTHALATE	131-11-3	270	510	270	170	UG/KG	U	U	
DI-N-BUTYL PHTHALATE	84-74-2	270	510	270	150	UG/KG	U	U	
DI-N-OCTYLPHTHALATE	117-84-0	270	510	270	270	UG/KG	U	U	
FLUORANTHENE	206-44-0	33	67	33	33	UG/KG	U	U	
FLUORENE	86-73-7	33	67	33	33	UG/KG	U	U	
HEXACHLOROBENZENE	118-74-1	33	67	33	21	UG/KG	U	U	
HEXACHLOROBUTADIENE	87-68-3	270	510	270	270	UG/KG	U	U	
HEXACHLOROCYCLOPENTADIE	77-47-4	270	3300	270	270	UG/KG	U	U	
HEXACHLOROETHANE	67-72-1	270	510	270	91	UG/KG	U	U	
INDENO(1,2,3-C,D)PYRENE	193-39-5	33	67	33	33	UG/KG	U J	U	
ISOPHORONE	78-59-1	270	510	270	130	UG/KG	U	U	
NAPHTHALENE	91-20-3	33	67	33	33	UG/KG	U	U	
NITROBENZENE	98-95-3	33	1000	33	22	UG/KG	U	U	
N-NITROSODI-N-PROPYLAMINE	621-64-7	270	510	270	270	UG/KG	U	U	

N-NITROSODIPHENYLAMINE	86-30-6	270	510	270	210	UG/KG	U	R	C
PENTACHLOROPHENOL	87-86-5	810	1500	810	810	UG/KG	U	R	D
PHENANTHRENE	85-01-8	33	67	33	33	UG/KG	U	U	
PHENOL	108-95-2	270	510	270	270	UG/KG	U	U	
PYRENE	129-00-0	33	67	33	33	UG/KG	U	U	

Sample Name 070SB-046M-0001-SO **AnalysisType:** N

Lab Sample Name: 240-18581-5 **Validation Level:** IV

Analyte	CAS No	Result Value	LOQ	LOD	DL	Result	Lab Qualifier	Validation Qualifier	Validation Qualifier Code
1,2,4-TRICHLOROBENZENE	120-82-1	270	500	270	270	UG/KG	U	U	
1,2-DICHLOROBENZENE	95-50-1	270	500	270	97	UG/KG	U	U	
1,3-DICHLOROBENZENE	541-73-1	270	500	270	110	UG/KG	U	U	
1,4-DICHLOROBENZENE	106-46-7	270	500	270	200	UG/KG	U	U	
2,4,5-TRICHLOROPHENOL	95-95-4	270	1500	270	250	UG/KG	U	U	
2,4,6-TRICHLOROPHENOL	88-06-2	800	1500	800	800	UG/KG	U	U	
2,4-DICHLOROPHENOL	120-83-2	270	1500	270	200	UG/KG	U	U	
2,4-DIMETHYLPHENOL	105-67-9	800	1500	800	200	UG/KG	U	U	
2,4-DINITROPHENOL	51-28-5	800	3300	800	800	UG/KG	U	UJ	C
2,4-DINITROTOLUENE	121-14-2	270	2000	270	270	UG/KG	U	U	
2,6-DINITROTOLUENE	606-20-2	270	2000	270	210	UG/KG	U	U	
2-CHLORONAPHTHALENE	91-58-7	33	500	33	33	UG/KG	U	U	
2-CHLOROPHENOL	95-57-8	270	500	270	270	UG/KG	U	U	
2-METHYLNAPHTHALENE	91-57-6	33	67	33	33	UG/KG	U	U	
2-METHYLPHENOL (O-CRESOL)	95-48-7	800	2000	800	800	UG/KG	U	U	
2-NITROANILINE	88-74-4	270	2000	270	91	UG/KG	U	U	
2-NITROPHENOL	88-75-5	270	500	270	270	UG/KG	U	U	
3,3'-DICHLOROBENZIDINE	91-94-1	800	1000	800	180	UG/KG	U	U	
3-NITROANILINE	99-09-2	800	2000	800	160	UG/KG	U	U	
4,6-DINITRO-2-METHYLPHENOL	534-52-1	800	1500	800	800	UG/KG	U	U	
4-BROMOPHENYL PHENYL ETHE	101-55-3	270	500	270	130	UG/KG	U	U	
4-CHLORO-3-METHYLPHENOL	59-50-7	270	1500	270	210	UG/KG	U	U	
4-CHLOROANILINE	106-47-8	270	1500	270	170	UG/KG	U	U	
4-CHLOROPHENYL PHENYL ETH	7005-72-3	270	500	270	130	UG/KG	U	U	

4-NITROANILINE	100-01-6	270	2000	270	260	UG/KG	U	U	
4-NITROPHENOL	100-02-7	800	3300	800	800	UG/KG	U	U	
ACENAPHTHENE	83-32-9	33	67	33	33	UG/KG	U	U	
ACENAPHTHYLENE	208-96-8	33	67	33	33	UG/KG	U	U	
ANTHRACENE	120-12-7	33	67	33	33	UG/KG	U	U	
BENZO(A)ANTHRACENE	56-55-3	33	67	33	33	UG/KG	U	U	
BENZO(A)PYRENE	50-32-8	33	67	33	33	UG/KG	U	U	
BENZO(B)FLUORANTHENE	205-99-2	33	67	33	33	UG/KG	U	U	
BENZO(G,H,I)PERYLENE	191-24-2	33	67	33	33	UG/KG	U	UJ	C
BENZO(K)FLUORANTHENE	207-08-9	33	67	33	33	UG/KG	U	U	
BENZOIC ACID	65-85-0	3300	6600	3300	3300	UG/KG	U	U	
BENZYL ALCOHOL	100-51-6	270	3300	270	210	UG/KG	U	U	
BENZYL BUTYL PHTHALATE	85-68-7	270	500	270	100	UG/KG	U	U	
BIS(2-CHLOROETHOXY) METHA	111-91-1	270	1000	270	220	UG/KG	U	U	
BIS(2-CHLOROETHYL) ETHER (2	111-44-4	33	1000	33	20	UG/KG	U	U	
BIS(2-CHLOROISOPROPYL) ETHE	108-60-1	270	1000	270	95	UG/KG	U	U	
BIS(2-ETHYLHEXYL) PHTHALAT	117-81-7	270	500	270	190	UG/KG	U	U	
CARBAZOLE	86-74-8	270	500	270	270	UG/KG	U	U	
CHRYSENE	218-01-9	33	67	33	11	UG/KG	U	U	
CRESOLS, M & P		800	4000	800	200	UG/KG	U	U	
DIBENZ(A,H)ANTHRACENE	53-70-3	33	67	33	33	UG/KG	U	U	
DIBENZOFURAN	132-64-9	33	500	33	33	UG/KG	U	U	
DIETHYL PHTHALATE	84-66-2	270	500	270	160	UG/KG	U	U	
DIMETHYL PHTHALATE	131-11-3	270	500	270	170	UG/KG	U	U	
DI-N-BUTYL PHTHALATE	84-74-2	270	500	270	150	UG/KG	U	U	
DI-N-OCTYLPHTHALATE	117-84-0	270	500	270	270	UG/KG	U	U	
FLUORANTHENE	206-44-0	33	67	33	33	UG/KG	U	U	
FLUORENE	86-73-7	33	67	33	33	UG/KG	U	U	
HEXACHLOROBENZENE	118-74-1	33	67	33	21	UG/KG	U	U	
HEXACHLOROBUTADIENE	87-68-3	270	500	270	270	UG/KG	U	U	
HEXACHLOROCYCLOPENTADIE	77-47-4	270	3300	270	270	UG/KG	U	U	
HEXACHLOROETHANE	67-72-1	270	500	270	90	UG/KG	U	U	
INDENO(1,2,3-C,D)PYRENE	193-39-5	33	67	33	33	UG/KG	U	U	

Sample Delivery Group: 240-18581-1

ISOPHORONE	78-59-1	270	500	270	130	UG/KG	U	U	
NAPHTHALENE	91-20-3	33	67	33	33	UG/KG	U	U	
NITROBENZENE	98-95-3	33	1000	33	22	UG/KG	U	U	
N-NITROSODI-N-PROPYLAMINE	621-64-7	270	500	270	270	UG/KG	U	U	
N-NITROSODIPHENYLAMINE	86-30-6	270	500	270	210	UG/KG	U	R	C
PENTACHLOROPHENOL	87-86-5	800	1500	800	800	UG/KG	U	U	
PHENANTHRENE	85-01-8	33	67	33	33	UG/KG	U	U	
PHENOL	108-95-2	270	500	270	270	UG/KG	U	U	
PYRENE	129-00-0	33	67	33	33	UG/KG	U	U	

Analysis Method SW8330

Sample Name 070SB-044M-0001-SO **AnalysisType:** N

Lab Sample Name: 240-18581-3 **Validation Level:** IV

Analyte	CAS No	Result Value	LOQ	LOD	DL	Result	Lab Qualifier	Validation Qualifier	Validation Qualifier Code
1,3,5-TRINITROBENZENE	99-35-4	0.048	0.24	0.048	0.0096	MG/KG	U	U	
1,3-DINITROBENZENE	99-65-0	0.048	0.24	0.048	0.0040	MG/KG	U	U	
2,4,6-TRINITROTOLUENE	118-96-7	0.048	0.24	0.048	0.019	MG/KG	U	U	
2,4-DINITROTOLUENE	121-14-2	0.048	0.24	0.048	0.0051	MG/KG	U	U	
2,6-DINITROTOLUENE	606-20-2	0.048	0.24	0.048	0.0070	MG/KG	U	U	
2-AMINO-4,6-DINITROTOLUENE	35572-78-2	0.048	0.24	0.048	0.012	MG/KG	U	U	
2-NITROTOLUENE	88-72-2	0.048	0.24	0.048	0.012	MG/KG	U	UJ	C
3-NITROTOLUENE	99-08-1	0.048	0.24	0.048	0.015	MG/KG	U	U	
4-AMINO-2,6-DINITROTOLUENE	19406-51-0	0.048	0.24	0.048	0.0096	MG/KG	U	U	
4-NITROTOLUENE	99-99-0	0.048	0.24	0.048	0.017	MG/KG	U	U	
HEXAHYDRO-1,3,5-TRINITRO-1,3,	121-82-4	0.048	0.24	0.048	0.012	MG/KG	U	UJ	C
NITROBENZENE	98-95-3	0.048	0.24	0.048	0.017	MG/KG	U	R	D
NITROGLYCERIN	55-63-0	0.24	0.48	0.24	0.014	MG/KG	U	U	
OCTAHYDRO-1,3,5,7-TETRANITR	2691-41-0	0.048	0.24	0.048	0.012	MG/KG	U	U	
PENTAERYTHRITOL TETRANITR	78-11-5	0.24	0.48	0.24	0.024	MG/KG	U	U	
TETRYL	479-45-8	0.048	0.24	0.048	0.0096	MG/KG	U	U	

Sample Delivery Group: 240-18735-1

Analysis Method M8015V

Sample Name 070SB-0042M-0001-SO **AnalysisType:** N

Lab Sample Name: 240-18735-1 **Validation Level:** IV

Analyte	CAS No	Result Value	LOQ	LOD	DL	Result	Lab Qualifier	Validation Qualifier	Validation Qualifier Code
PETROLEUM HYDROCARBONS C		49	98	49	45	UG/KG	U	U	

Validated Sample Result Forms for Sampling : Ravenna Army Ammunition Plant Ravenna, Ohio
Remedial Investigation Compliance Restoration Site: RVAAP-71 Barn No. 5 Petroleum Release

Sample Delivery Group: 99236_71_0813

Analysis Method BNASIM

Sample Name 071SB-0013M-0001-SO **AnalysisType:** N

Lab Sample Name: 338377 **Validation Level:** IV

Analyte	CAS No	Result Value	LOQ	LOD	DL	Result	Lab Qualifier	Validation Qualifier	Validation Qualifier Code
2-METHYLNAPHTHALENE	91-57-6	2.9	1.5	0.82	0.23	ug/kg			
ACENAPHTHENE	83-32-9	1	1.5	0.82	0.34	ug/kg	J	J	
ACENAPHTHYLENE	208-96-8	0.82	1.5	0.82	0.25	ug/kg	U	U	
ANTHRACENE	120-12-7	0.82	1.5	0.82	0.32	ug/kg	U	U	
BENZO(A)ANTHRACENE	56-55-3	0.90	1.5	0.82	0.33	ug/kg	JB	U	B
BENZO(A)PYRENE	50-32-8	0.29	1.5	0.82	0.29	ug/kg	J	J	
BENZO(B)FLUORANTHENE	205-99-2	2.3	1.5	0.82	0.41	ug/kg			
BENZO(G,H,I)PERYLENE	191-24-2	1.8	1.5	0.82	0.4	ug/kg			
BENZO(K)FLUORANTHENE	207-08-9	0.82	1.5	0.82	0.38	ug/kg	U	U	
CHRYSENE	218-01-9	4.3	1.5	0.82	0.36	ug/kg			
DIBENZ(A,H)ANTHRACENE	53-70-3	0.82	1.5	0.82	0.36	ug/kg	U	U	
FLUORANTHENE	206-44-0	1	1.5	0.82	0.37	ug/kg	J	J	
FLUORENE	86-73-7	0.93	1.5	0.82	0.37	ug/kg	J	J	
INDENO(1,2,3-C,D)PYRENE	193-39-5	0.52	1.5	0.82	0.37	ug/kg	J	J	
NAPHTHALENE	91-20-3	3.7	1.5	0.82	0.28	ug/kg			
PHENANTHRENE	85-01-8	4.0	1.5	0.8	0.46	ug/kg	B	U	B
PYRENE	129-00-0	1.2	1.5	0.82	0.42	ug/kg	J	J	

Sample Name 071SB-0018M-0001-SO **AnalysisType:** N

Lab Sample Name: 338379 **Validation Level:** IV

Analyte	CAS No	Result Value	LOQ	LOD	DL	Result	Lab Qualifier	Validation Qualifier	Validation Qualifier Code
2-METHYLNAPHTHALENE	91-57-6	3	1.5	0.82	0.23	ug/kg			
ACENAPHTHENE	83-32-9	0.62	1.5	0.82	0.34	ug/kg	J	J	
ACENAPHTHYLENE	208-96-8	0.82	1.5	0.82	0.25	ug/kg	U	U	

Sample Delivery Group: 99236_71_0813

ANTHRACENE	120-12-7	0.82	1.5	0.82	0.32	ug/kg	U	U	
BENZO(A)ANTHRACENE	56-55-3	1.2	1.5	0.82	0.33	ug/kg	JB	U	B
BENZO(A)PYRENE	50-32-8	0.42	1.5	0.82	0.29	ug/kg	J	J	
BENZO(B)FLUORANTHENE	205-99-2	2.9	1.5	0.82	0.41	ug/kg			
BENZO(G,H,I)PERYLENE	191-24-2	1.5	1.5	0.82	0.4	ug/kg			
BENZO(K)FLUORANTHENE	207-08-9	0.82	1.5	0.82	0.38	ug/kg	U	U	
CHRYSENE	218-01-9	4.8	1.5	0.82	0.36	ug/kg			
DIBENZ(A,H)ANTHRACENE	53-70-3	0.82	1.5	0.82	0.36	ug/kg	U	U	
FLUORANTHENE	206-44-0	1.4	1.5	0.82	0.37	ug/kg	J	J	
FLUORENE	86-73-7	1.1	1.5	0.82	0.37	ug/kg	J	J	
INDENO(1,2,3-C,D)PYRENE	193-39-5	0.61	1.5	0.82	0.37	ug/kg	J	J	
NAPHTHALENE	91-20-3	0.82	1.5	0.82	0.28	ug/kg	JB	U	B
PHENANTHRENE	85-01-8	4.7	1.5	0.82	0.46	ug/kg	B	U	B
PYRENE	129-00-0	1.4	1.5	0.82	0.42	ug/kg	J	J	

Analysis Method E353.2

Sample Name 071SB-0017M-0001-SO **AnalysisType:** N

Lab Sample Name: 338375 **Validation Level:** IV

Analyte	CAS No	Result Value	LOQ	LOD	DL	Result	Lab Qualifier	Validation Qualifier	Validation Qualifier Code
NITROCELLULOSE	9004-70-0	100	200	100	33	mg/kg	U	U	

Analysis Method ORTPHG

Sample Name 071SB-0013M-0001-SO **AnalysisType:** N

Lab Sample Name: 338378 **Validation Level:** IV

Analyte	CAS No	Result Value	LOQ	LOD	DL	Result	Lab Qualifier	Validation Qualifier	Validation Qualifier Code
GASOLINE COMPONENTS		2.6	5.3	2.6	1.1	mg/kg	U	U	

Sample Name 071SB-0018M-0001-SO **AnalysisType:** N

Lab Sample Name: 338380 **Validation Level:** IV

Analyte	CAS No	Result Value	LOQ	LOD	DL	Result	Lab Qualifier	Validation Qualifier	Validation Qualifier Code
GASOLINE COMPONENTS		2.6	5.3	2.6	1.1	mg/kg	U	U	

Sample Delivery Group: 99236_71_0813

Analysis Method SW6010C

Sample Name 071SB-0013M-0001-SO **AnalysisType:** N

Lab Sample Name: 338377 **Validation Level:** IV

Analyte	CAS No	Result Value	LOQ	LOD	DL	Result	Lab Qualifier	Validation Qualifier	Validation Qualifier Code
LEAD	7439-92-1	9	1.3	0.64	0.21	mg/kg		J-	P, Q

Sample Name 071SB-0018M-0001-SO **AnalysisType:** N

Lab Sample Name: 338379 **Validation Level:** IV

Analyte	CAS No	Result Value	LOQ	LOD	DL	Result	Lab Qualifier	Validation Qualifier	Validation Qualifier Code
LEAD	7439-92-1	8.8	1.2	0.62	0.2	mg/kg		J-	P, Q

Analysis Method SW8015

Sample Name 071SB-0013M-0001-SO **AnalysisType:** N

Lab Sample Name: 338377 **Validation Level:** IV

Analyte	CAS No	Result Value	LOQ	LOD	DL	Result	Lab Qualifier	Validation Qualifier	Validation Qualifier Code
DIESEL COMPONENTS		20	41	15	5.1	mg/kg	J	J	

Sample Name 071SB-0018M-0001-SO **AnalysisType:** N

Lab Sample Name: 338379 **Validation Level:** IV

Analyte	CAS No	Result Value	LOQ	LOD	DL	Result	Lab Qualifier	Validation Qualifier	Validation Qualifier Code
DIESEL COMPONENTS		19	41	15	5.1	mg/kg	J	J	

Sample Delivery Group: 99236_71_0813

Analysis Method SW8082

Sample Name 071SB-0017M-0001-SO **AnalysisType:** N

Lab Sample Name: 338375 **Validation Level:** IV

Analyte	CAS No	Result Value	LOQ	LOD	DL	Result	Lab Qualifier	Validation Qualifier	Validation Qualifier Code
PCB-1016 (AROCHLOR 1016)	12674-11-2	20	31	20	5.1	ug/kg	U	U	
PCB-1221 (AROCHLOR 1221)	11104-28-2	20	31	20	7.2	ug/kg	U	U	
PCB-1232 (AROCHLOR 1232)	11141-16-5	20	31	20	9.2	ug/kg	U	U	
PCB-1242 (AROCHLOR 1242)	53469-21-9	20	31	20	7.2	ug/kg	U	U	
PCB-1248 (AROCHLOR 1248)	12672-29-6	20	31	20	7.2	ug/kg	U	U	
PCB-1254 (AROCHLOR 1254)	11097-69-1	20	31	20	9.2	ug/kg	U	U	
PCB-1260 (AROCHLOR 1260)	11096-82-5	20	31	20	6.1	ug/kg	U	U	
PCB-1262 (AROCHLOR 1262)	37324-23-5	20	31	20	7.2	ug/kg	U	U	
PCB-1268 (AROCHLOR 1268)	11100-14-4	20	31	20	5.1	ug/kg	U	U	

Sample Delivery Group: 99236_71_0813

Analysis Method SW8260C

Sample Name 071SB-0013M-0001-SO **AnalysisType:** N

Lab Sample Name: 338378 **Validation Level:** IV

Analyte	CAS No	Result Value	LOQ	LOD	DL	Result	Lab Qualifier	Validation Qualifier	Validation Qualifier Code
1,1,1-TRICHLOROETHANE	71-55-6	0.93	1.9	0.93	0.28	ug/kg	U	U	
1,1,2,2-TETRACHLOROETHANE	79-34-5	0.93	1.9	0.93	0.47	ug/kg	U	U	
1,1,2-TRICHLOROETHANE	79-00-5	0.93	1.9	0.93	0.37	ug/kg	U	U	
1,1-DICHLOROETHANE	75-34-3	0.93	1.9	0.93	0.37	ug/kg	U	U	
1,1-DICHLOROETHENE	75-35-4	0.93	1.9	0.93	0.37	ug/kg	U	U	
1,2-DIBROMOETHANE (ETHYLEN	106-93-4	0.93	1.9	0.93	0.37	ug/kg	U	U	
1,2-DICHLOROETHANE	107-06-2	0.93	1.9	0.93	0.47	ug/kg	U	U	
1,2-DICHLOROPROPANE	78-87-5	0.93	1.9	0.93	0.37	ug/kg	U	U	
2-HEXANONE	591-78-6	19	37	19	10	ug/kg	U	U	
ACETONE	67-64-1	9.3	19	9.3	9.3	ug/kg	U	U	
BENZENE	71-43-2	0.93	1.9	0.93	0.28	ug/kg	U	U	
BROMOCHLOROMETHANE	74-97-5	0.93	1.9	0.93	0.37	ug/kg	U	U	
BROMODICHLOROMETHANE	75-27-4	0.93	1.9	0.93	0.37	ug/kg	U	U	
BROMOFORM	75-25-2	0.93	1.9	0.93	0.37	ug/kg	U	U	
BROMOMETHANE	74-83-9	0.93	1.9	0.93	0.65	ug/kg	U	UJ	C
CARBON DISULFIDE	75-15-0	1.9	3.7	1.9	0.84	ug/kg	U	U	
CARBON TETRACHLORIDE	56-23-5	0.93	1.9	0.93	0.28	ug/kg	U	U	
CHLOROBENZENE	108-90-7	0.93	1.9	0.93	0.37	ug/kg	U	U	
CHLOROETHANE	75-00-3	0.93	1.9	0.93	0.47	ug/kg	U	U	
CHLOROFORM	67-66-3	0.93	1.9	0.93	0.37	ug/kg	U	U	
CHLOROMETHANE	74-87-3	0.93	1.9	0.93	0.37	ug/kg	U	U	
CIS-1,2-DICHLOROETHYLENE	156-59-2	0.93	1.9	0.93	0.37	ug/kg	U	U	
CIS-1,3-DICHLOROPROPENE	10061-01-5	0.93	1.9	0.93	0.28	ug/kg	U	U	
DIBROMOCHLOROMETHANE	124-48-1	0.93	1.9	0.93	0.37	ug/kg	U	U	
ETHYLBENZENE	100-41-4	0.93	1.9	0.93	0.37	ug/kg	U	U	
M,P-XYLENE (SUM OF ISOMERS)		1.9	3.7	1.9	0.65	ug/kg	U	R	D
METHYL ETHYL KETONE (2-BUT	78-93-3	9.3	19	9.3	9.3	ug/kg	U	U	
METHYL ISOBUTYL KETONE (4-	108-10-1	9.3	19	9.3	9.3	ug/kg	U	U	

METHYLENE CHLORIDE	75-09-2	9.9	9.9	1.9	1.6	ug/kg	Z	UJ	B, C
O-XYLENE (1,2-DIMETHYLBENZ	95-47-6	0.93	1.9	0.93	0.37	ug/kg	U	R	D
STYRENE	100-42-5	0.93	1.9	0.93	0.28	ug/kg	U	U	
TERT-BUTYL METHYL ETHER	1634-04-4	0.93	1.9	0.93	0.37	ug/kg	U	U	
TETRACHLOROETHYLENE(PCE)	127-18-4	0.93	1.9	0.93	0.37	ug/kg	U	U	
TOLUENE	108-88-3	0.93	1.9	0.93	0.37	ug/kg	U	U	
TOTAL 1,2-DICHLOROETHENE	540-59-0	0.93	1.9	0.93	0.37	ug/kg	U	U	
TRANS-1,2-DICHLOROETHENE	156-60-5	0.93	1.9	0.93	0.37	ug/kg	U	U	
TRANS-1,3-DICHLOROPROPENE	10061-02-6	0.93	1.9	0.93	0.37	ug/kg	U	U	
TRICHLOROETHYLENE (TCE)	79-01-6	0.93	1.9	0.93	0.28	ug/kg	U	U	
VINYL CHLORIDE	75-01-4	0.93	1.9	0.93	0.47	ug/kg	U	U	
XYLENES, TOTAL		1.9	3.7	1.9	0.65	ug/kg	U	U	

Sample Name 071SB-0018M-0001-SO **AnalysisType:** N

Lab Sample Name: 338380 **Validation Level:** IV

Analyte	CAS No	Result Value	LOQ	LOD	DL	Result	Lab Qualifier	Validation Qualifier	Validation Qualifier Code
1,1,1-TRICHLOROETHANE	71-55-6	0.86	1.7	0.86	0.26	ug/kg	U	U	
1,1,2,2-TETRACHLOROETHANE	79-34-5	0.86	1.7	0.86	0.43	ug/kg	U	U	
1,1,2-TRICHLOROETHANE	79-00-5	0.86	1.7	0.86	0.35	ug/kg	U	U	
1,1-DICHLOROETHANE	75-34-3	0.86	1.7	0.86	0.35	ug/kg	U	U	
1,1-DICHLOROETHENE	75-35-4	0.86	1.7	0.86	0.35	ug/kg	U	U	
1,2-DIBROMOETHANE (ETHYLEN	106-93-4	0.86	1.7	0.86	0.35	ug/kg	U	U	
1,2-DICHLOROETHANE	107-06-2	0.86	1.7	0.86	0.43	ug/kg	U	U	
1,2-DICHLOROPROPANE	78-87-5	0.86	1.7	0.86	0.35	ug/kg	U	U	
2-HEXANONE	591-78-6	17	35	17	9.5	ug/kg	U	U	
ACETONE	67-64-1	8.6	17	8.6	8.6	ug/kg	U	U	
BENZENE	71-43-2	0.86	1.7	0.86	0.26	ug/kg	U	U	
BROMOCHLOROMETHANE	74-97-5	0.86	1.7	0.86	0.35	ug/kg	U	U	
BROMODICHLOROMETHANE	75-27-4	0.86	1.7	0.86	0.35	ug/kg	U	U	
BROMOFORM	75-25-2	0.86	1.7	0.86	0.35	ug/kg	U	U	
BROMOMETHANE	74-83-9	0.86	1.7	0.86	0.6	ug/kg	U	UJ	C
CARBON DISULFIDE	75-15-0	1.7	3.5	1.7	0.78	ug/kg	U	U	
CARBON TETRACHLORIDE	56-23-5	0.86	1.7	0.86	0.26	ug/kg	U	U	

Sample Delivery Group: 99236_71_0813

CHLOROBENZENE	108-90-7	0.86	1.7	0.86	0.35	ug/kg	U	**U**	
CHLOROETHANE	75-00-3	0.86	1.7	0.86	0.43	ug/kg	U	**U**	
CHLOROFORM	67-66-3	0.86	1.7	0.86	0.35	ug/kg	U	**U**	
CHLOROMETHANE	74-87-3	0.86	1.7	0.86	0.35	ug/kg	U	**U**	
CIS-1,2-DICHLOROETHYLENE	156-59-2	0.86	1.7	0.86	0.35	ug/kg	U	**U**	
CIS-1,3-DICHLOROPROPENE	10061-01-5	0.86	1.7	0.86	0.26	ug/kg	U	**U**	
DIBROMOCHLOROMETHANE	124-48-1	0.86	1.7	0.86	0.35	ug/kg	U	**U**	
ETHYLBENZENE	100-41-4	0.86	1.7	0.86	0.35	ug/kg	U	**U**	
M,P-XYLENE (SUM OF ISOMERS)		1.7	3.5	1.7	0.6	ug/kg	U	**R**	**D**
METHYL ETHYL KETONE (2-BUT	78-93-3	8.6	17	8.6	8.6	ug/kg	U	**U**	
METHYL ISOBUTYL KETONE (4-	108-10-1	8.6	17	8.6	8.6	ug/kg	U	**U**	
METHYLENE CHLORIDE	75-09-2	6.3	8.6	1.7	1.5	ug/kg	J	**UJ**	**B, C**
O-XYLENE (1,2-DIMETHYLBENZ	95-47-6	0.86	1.7	0.86	0.35	ug/kg	U	**R**	**D**
STYRENE	100-42-5	0.86	1.7	0.86	0.26	ug/kg	U	**U**	
TERT-BUTYL METHYL ETHER	1634-04-4	0.86	1.7	0.86	0.35	ug/kg	U	**U**	
TETRACHLOROETHYLENE(PCE)	127-18-4	0.86	1.7	0.86	0.35	ug/kg	U	**U**	
TOLUENE	108-88-3	0.86	1.7	0.86	0.35	ug/kg	U	**U**	
TOTAL 1,2-DICHLOROETHENE	540-59-0	0.86	1.7	0.86	0.35	ug/kg	U	**U**	
TRANS-1,2-DICHLOROETHENE	156-60-5	0.86	1.7	0.86	0.35	ug/kg	U	**U**	
TRANS-1,3-DICHLOROPROPENE	10061-02-6	0.86	1.7	0.86	0.35	ug/kg	U	**U**	
TRICHLOROETHYLENE (TCE)	79-01-6	0.86	1.7	0.86	0.26	ug/kg	U	**U**	
VINYL CHLORIDE	75-01-4	0.86	1.7	0.86	0.43	ug/kg	U	**U**	
XYLENES, TOTAL		1.7	3.5	1.7	0.6	ug/kg	U	**U**	

Sample Delivery Group: 99236_71_0813

Analysis Method SW8270D

Sample Name 071SB-0013M-0001-SO **AnalysisType:** N

Lab Sample Name: 338377 **Validation Level:** IV

Analyte	CAS No	Result Value	LOQ	LOD	DL	Result	Lab Qualifier	Validation Qualifier	Validation Qualifier Code
1,2,4-TRICHLOROBENZENE	120-82-1	62	120	62	22	ug/kg	U	U	
1,2-DICHLOROBENZENE	95-50-1	62	120	62	25	ug/kg	U	U	
1,3-DICHLOROBENZENE	541-73-1	62	120	62	21	ug/kg	U	U	
1,4-DICHLOROBENZENE	106-46-7	62	120	62	20	ug/kg	U	U	
2,2'-OXYBIS(1-CHLORO)PROPAN	108-60-1	62	120	62	31	ug/kg	U	U	
2,4,5-TRICHLOROPHENOL	95-95-4	310	620	310	130	ug/kg	U	U	
2,4,6-TRICHLOROPHENOL	88-06-2	310	620	310	130	ug/kg	U	U	
2,4-DICHLOROPHENOL	120-83-2	310	620	310	120	ug/kg	U	U	
2,4-DIMETHYLPHENOL	105-67-9	310	620	310	100	ug/kg	U	U	
2,4-DINITROPHENOL	51-28-5	310	1000	310	280	ug/kg	U	U	
2,4-DINITROTOLUENE	121-14-2	62	120	62	25	ug/kg	U	U	
2,6-DINITROTOLUENE	606-20-2	62	120	62	25	ug/kg	U	U	
2-CHLORONAPHTHALENE	91-58-7	62	120	62	24	ug/kg	U	U	
2-CHLOROPHENOL	95-57-8	620	2100	620	350	ug/kg	U	U	
2-METHYLPHENOL (O-CRESOL)	95-48-7	620	2100	620	430	ug/kg	U	U	
2-NITROANILINE	88-74-4	62	120	62	24	ug/kg	U	U	
2-NITROPHENOL	88-75-5	310	1000	310	290	ug/kg	U	U	
3,3'-DICHLOROBENZIDINE	91-94-1	150	510	150	150	ug/kg	U	U	
3-NITROANILINE	99-09-2	62	120	62	23	ug/kg	U	U	
4,6-DINITRO-2-METHYLPHENOL	534-52-1	310	1000	310	280	ug/kg	U	UJ	C
4-BROMOPHENYL PHENYL ETHE	101-55-3	62	120	62	26	ug/kg	U	U	
4-CHLORO-3-METHYLPHENOL	59-50-7	620	2100	620	390	ug/kg	U	U	
4-CHLOROANILINE	106-47-8	62	210	62	40	ug/kg	U	U	
4-CHLOROPHENYL PHENYL ETH	7005-72-3	62	120	62	27	ug/kg	U	U	
4-NITROANILINE	100-01-6	62	120	62	31	ug/kg	U	U	
4-NITROPHENOL	100-02-7	620	2100	620	410	ug/kg	U	U	
BENZOIC ACID	65-85-0	1500	3100	1500	300	ug/kg	U	UJ	C
BENZYL ALCOHOL	100-51-6	120	410	120	85	ug/kg	U	R	C

BENZYL BUTYL PHTHALATE	85-68-7	120	410	120	75	ug/kg	U	U	
BIS(2-CHLOROETHOXY) METHA	111-91-1	62	120	62	24	ug/kg	U	U	
BIS(2-CHLOROETHYL) ETHER (2	111-44-4	62	120	62	26	ug/kg	U	U	
CARBAZOLE	86-74-8	62	120	62	29	ug/kg	U	U	
CRESOLS, M & P		1100	3700	1100	670	ug/kg	U	U	
DIBENZOFURAN	132-64-9	62	120	62	25	ug/kg	U	U	
DIETHYL PHTHALATE	84-66-2	120	410	120	66	ug/kg	U	U	
DIMETHYL PHTHALATE	131-11-3	120	410	120	65	ug/kg	U	U	
DI-N-BUTYL PHTHALATE	84-74-2	120	410	120	81	ug/kg	U	U	
DI-N-OCTYLPHTHALATE	117-84-0	62	210	62	61	ug/kg	U	U	
HEXACHLOROBENZENE	118-74-1	62	120	62	29	ug/kg	U	U	
HEXACHLOROBUTADIENE	87-68-3	120	410	120	64	ug/kg	U	U	
HEXACHLOROCYCLOPENTADIE	77-47-4	62	210	62	53	ug/kg	U	UJ	C
HEXACHLOROETHANE	67-72-1	62	120	62	34	ug/kg	U	U	
ISOPHORONE	78-59-1	62	210	62	51	ug/kg	U	U	
NITROBENZENE	98-95-3	62	210	62	61	ug/kg	U	U	
N-NITROSODI-N-PROPYLAMINE	621-64-7	120	410	120	72	ug/kg	U	U	
N-NITROSODIPHENYLAMINE	86-30-6	120	250	120	51	ug/kg	U	U	
PENTACHLOROPHENOL	87-86-5	310	1000	310	250	ug/kg	U	U	
PHENOL	108-95-2	310	620	310	160	ug/kg	U	U	

Sample Name 071SB-0018M-0001-SO **AnalysisType:** N

Lab Sample Name: 338379 **Validation Level:** IV

Analyte	CAS No	Result Value	LOQ	LOD	DL	Result	Lab Qualifier	Validation Qualifier	Validation Qualifier Code
1,2,4-TRICHLOROBENZENE	120-82-1	61	120	61	21	ug/kg	U	U	
1,2-DICHLOROBENZENE	95-50-1	61	120	61	25	ug/kg	U	U	
1,3-DICHLOROBENZENE	541-73-1	61	120	61	20	ug/kg	U	U	
1,4-DICHLOROBENZENE	106-46-7	61	120	61	19	ug/kg	U	U	
2,2'-OXYBIS(1-CHLORO)PROPAN	108-60-1	61	120	61	31	ug/kg	U	U	
2,4,5-TRICHLOROPHENOL	95-95-4	310	610	310	130	ug/kg	U	U	
2,4,6-TRICHLOROPHENOL	88-06-2	310	610	310	130	ug/kg	U	U	
2,4-DICHLOROPHENOL	120-83-2	310	610	310	120	ug/kg	U	U	
2,4-DIMETHYLPHENOL	105-67-9	310	610	310	100	ug/kg	U	U	

2,4-DINITROPHENOL	51-28-5	310	1000	310	280	ug/kg	U	U	
2,4-DINITROTOLUENE	121-14-2	61	120	61	25	ug/kg	U	U	
2,6-DINITROTOLUENE	606-20-2	61	120	61	25	ug/kg	U	U	
2-CHLORONAPHTHALENE	91-58-7	61	120	61	23	ug/kg	U	U	
2-CHLOROPHENOL	95-57-8	610	2000	610	350	ug/kg	U	U	
2-METHYLPHENOL (O-CRESOL)	95-48-7	610	2000	610	430	ug/kg	U	U	
2-NITROANILINE	88-74-4	61	120	61	23	ug/kg	U	U	
2-NITROPHENOL	88-75-5	310	1000	310	290	ug/kg	U	U	
3,3'-DICHLOROBENZIDINE	91-94-1	150	510	150	150	ug/kg	U	U	
3-NITROANILINE	99-09-2	61	120	61	22	ug/kg	U	U	
4,6-DINITRO-2-METHYLPHENOL	534-52-1	310	1000	310	280	ug/kg	U	UJ	C
4-BROMOPHENYL PHENYL ETHE	101-55-3	61	120	61	26	ug/kg	U	U	
4-CHLORO-3-METHYLPHENOL	59-50-7	610	2000	610	390	ug/kg	U	U	
4-CHLOROANILINE	106-47-8	61	200	61	40	ug/kg	U	U	
4-CHLOROPHENYL PHENYL ETH	7005-72-3	61	120	61	27	ug/kg	U	U	
4-NITROANILINE	100-01-6	61	120	61	31	ug/kg	U	U	
4-NITROPHENOL	100-02-7	610	2000	610	410	ug/kg	U	U	
BENZOIC ACID	65-85-0	1500	3100	1500	300	ug/kg	U	UJ	C
BENZYL ALCOHOL	100-51-6	120	410	120	85	ug/kg	U	R	C
BENZYL BUTYL PHTHALATE	85-68-7	120	410	120	75	ug/kg	U	U	
BIS(2-CHLOROETHOXY) METHA	111-91-1	61	120	61	23	ug/kg	U	U	
BIS(2-CHLOROETHYL) ETHER (2	111-44-4	61	120	61	26	ug/kg	U	U	
CARBAZOLE	86-74-8	61	120	61	29	ug/kg	U	U	
CRESOLS, M & P		1100	3700	1100	660	ug/kg	U	U	
DIBENZOFURAN	132-64-9	61	120	61	25	ug/kg	U	U	
DIETHYL PHTHALATE	84-66-2	120	410	120	65	ug/kg	U	U	
DIMETHYL PHTHALATE	131-11-3	120	410	120	64	ug/kg	U	U	
DI-N-BUTYL PHTHALATE	84-74-2	120	410	120	81	ug/kg	U	U	
DI-N-OCTYLPHTHALATE	117-84-0	61	200	61	60	ug/kg	U	U	
HEXACHLOROBENZENE	118-74-1	61	120	61	29	ug/kg	U	U	
HEXACHLOROBUTADIENE	87-68-3	120	410	120	63	ug/kg	U	U	
HEXACHLOROCYCLOPENTADIE	77-47-4	61	200	61	53	ug/kg	U	UJ	C
HEXACHLOROETHANE	67-72-1	61	120	61	34	ug/kg	U	U	

Sample Delivery Group: 99236_71_0813

ISOPHORONE	78-59-1	61	200	61	51	ug/kg	U	U	
NITROBENZENE	98-95-3	61	200	61	60	ug/kg	U	U	
N-NITROSODI-N-PROPYLAMINE	621-64-7	120	410	120	72	ug/kg	U	U	
N-NITROSODIPHENYLAMINE	86-30-6	120	250	120	51	ug/kg	U	U	
PENTACHLOROPHENOL	87-86-5	310	1000	310	250	ug/kg	U	U	
PHENOL	108-95-2	310	610	310	160	ug/kg	U	U	

Analysis Method SW8330

Sample Name 071SB-0017M-0001-SO **AnalysisType:** N

Lab Sample Name: 338375 **Validation Level:** IV

Analyte	CAS No	Result Value	LOQ	LOD	DL	Result	Lab Qualifier	Validation Qualifier	Validation Qualifier Code
NITROGUANIDINE	556-88-7	0.12	0.25	0.12	0.06	mg/kg	U	U	

Sample Delivery Group: 99236_71_0813

Analysis Method SW8330B

Sample Name 071SB-0017M-0001-SO **AnalysisType:** N

Lab Sample Name: 338375 **Validation Level:** IV

Analyte	CAS No	Result Value	LOQ	LOD	DL	Result	Lab Qualifier	Validation Qualifier	Validation Qualifier Code
1,3,5-TRINITROBENZENE	99-35-4	0.3	0.5	0.3	0.13	mg/kg	U	U	
1,3-DINITROBENZENE	99-65-0	0.2	0.3	0.2	0.08	mg/kg	U	U	
2,4,6-TRINITROTOLUENE	118-96-7	0.2	0.5	0.2	0.09	mg/kg	U	U	
2,4-DINITROTOLUENE	121-14-2	0.2	0.3	0.2	0.08	mg/kg	U	U	
2,6-DINITROTOLUENE	606-20-2	0.2	0.3	0.2	0.07	mg/kg	U	U	
2-AMINO-4,6-DINITROTOLUENE	35572-78-2	0.2	0.3	0.2	0.09	mg/kg	U	U	
2-NITROTOLUENE	88-72-2	0.2	0.3	0.2	0.09	mg/kg	U	UJ	C
3,5-DINITROANILINE	618-87-1	0.2	0.3	0.2	0.09	mg/kg	U	U	
3-NITROTOLUENE	99-08-1	0.3	0.5	0.3	0.11	mg/kg	U	U	
4-AMINO-2,6-DINITROTOLUENE	19406-51-0	0.2	0.3	0.2	0.08	mg/kg	U	UJ	C
4-NITROTOLUENE	99-99-0	0.2	0.5	0.2	0.1	mg/kg	U	U	
HMX	2691-41-0	0.3	0.5	0.3	0.12	mg/kg	U	U	
NITROBENZENE	98-95-3	0.2	0.5	0.2	0.1	mg/kg	U	U	
NITROGLYCERIN	55-63-0	1.2	2	1.2	0.5	mg/kg	U	U	
PETN	78-11-5	1.2	2	1.2	0.6	mg/kg	U	U	
RDX	121-82-4	0.3	0.5	0.3	0.14	mg/kg	U	U	
TETRYL	479-45-8	0.2	0.3	0.2	0.09	mg/kg	U	U	

Validated Sample Result Forms for Sampling : Ravenna Army Ammunition Plant Ravenna, Ohio
Remedial Investigation Compliance Restoration Site: RVAAP-72 Facility-Wide USTs

Sample Delivery Group: 240-18297-1

Analysis Method E353.2

Sample Name 072SB-0014-0001-SO **AnalysisType:** N

Lab Sample Name: 240-18297-17 **Validation Level:** IV

Analyte	CAS No	Result Value	LOQ	LOD	DL	Result	Lab Qualifier	Validation Qualifier	Validation Qualifier Code
NITROCELLULOSE	9004-70-0	20	54	20	8.5	MG/KG	U J	U	

Analysis Method M8015D

Sample Name 072SB-0001-0001-SO **AnalysisType:** N

Lab Sample Name: 240-18297-9 **Validation Level:** IV

Analyte	CAS No	Result Value	LOQ	LOD	DL	Result	Lab Qualifier	Validation Qualifier	Validation Qualifier Code
C10-C20 PETROLEUM HYDROCA		11	20	11	11	MG/KG	U	U	
C20-C34 PETROLEUM HYDROCA		11	20	11	11	MG/KG	U	U	

Sample Name 072SB-0012-0001-SO **AnalysisType:** N

Lab Sample Name: 240-18297-15 **Validation Level:** IV

Analyte	CAS No	Result Value	LOQ	LOD	DL	Result	Lab Qualifier	Validation Qualifier	Validation Qualifier Code
C10-C20 PETROLEUM HYDROCA		10	19	10	10	MG/KG	U	U	
C20-C34 PETROLEUM HYDROCA		10	19	10	10	MG/KG	U	U	

Sample Name 072SB-0014-0001-SO **AnalysisType:** N

Lab Sample Name: 240-18297-17 **Validation Level:** IV

Analyte	CAS No	Result Value	LOQ	LOD	DL	Result	Lab Qualifier	Validation Qualifier	Validation Qualifier Code
C10-C20 PETROLEUM HYDROCA		10	19	10	10	MG/KG	U	U	
C20-C34 PETROLEUM HYDROCA		10	19	10	10	MG/KG	U	U	

Sample Delivery Group: 240-18297-1

Analysis Method M8015V

Sample Name 072SB-0001-0001-SO **AnalysisType:** N

Lab Sample Name: 240-18297-9 **Validation Level:** IV

Analyte	CAS No	Result Value	LOQ	LOD	DL	Result	Lab Qualifier	Validation Qualifier	Validation Qualifier Code
PETROLEUM HYDROCARBONS C		320.0	110	55	50	UG/KG		J	Q

Sample Name 072SB-0012-0001-SO **AnalysisType:** N

Lab Sample Name: 240-18297-15 **Validation Level:** IV

Analyte	CAS No	Result Value	LOQ	LOD	DL	Result	Lab Qualifier	Validation Qualifier	Validation Qualifier Code
PETROLEUM HYDROCARBONS C		47	93	47	43	UG/KG	U	U	

Sample Name 072SB-0014-0001-SO **AnalysisType:** N

Lab Sample Name: 240-18297-17 **Validation Level:** IV

Analyte	CAS No	Result Value	LOQ	LOD	DL	Result	Lab Qualifier	Validation Qualifier	Validation Qualifier Code
PETROLEUM HYDROCARBONS C		46	92	46	42	UG/KG	U	U	

Sample Delivery Group: 240-18297-1

Analysis Method SW6020

Sample Name 072SB-0001-0001-SO **AnalysisType:** N

Lab Sample Name: 240-18297-9 **Validation Level:** IV

Analyte	CAS No	Result Value	LOQ	LOD	DL	Result	Lab Qualifier	Validation Qualifier	Validation Qualifier Code
ALUMINUM	7429-90-5	12000.0	3.1	0.62	0.29	MG/KG	J	J	
ANTIMONY	7440-36-0	0.075	0.21	0.10	0.047	MG/KG	J	J-	Q
ARSENIC	7440-38-2	14.0	0.10	0.051	0.019	MG/KG		J-	Q
BARIUM	7440-39-3	36.0	1.0	0.021	0.011	MG/KG	Q	J+	Q
BERYLLIUM	7440-41-7	0.65	0.10	0.010	0.0077	MG/KG		J-	Q
CADMIUM	7440-43-9	0.15	0.10	0.031	0.014	MG/KG	Q	J-	Q
CALCIUM	7440-70-2	2900.0	10	2.6	1.4	MG/KG	J	J+	E, Q
CHROMIUM	7440-47-3	18.0	0.21	0.041	0.023	MG/KG			
COBALT	7440-48-4	12.0	0.051	0.010	0.0025	MG/KG	Q		
COPPER	7440-50-8	16.0	0.21	0.062	0.034	MG/KG	Q		
IRON	7439-89-6	28000.0	5.1	2.1	1.1	MG/KG	J	J	
LEAD	7439-92-1	11.0	0.10	0.031	0.016	MG/KG			
MAGNESIUM	7439-95-4	6000.0	10	2.1	1.1	MG/KG			
MANGANESE	7439-96-5	190.0	0.51	0.031	0.016	MG/KG	Q J	J	
NICKEL	7440-02-0	29.0	0.10	0.031	0.012	MG/KG	Q	J-	Q
POTASSIUM	7440-09-7	1900.0	10	6.2	3.2	MG/KG	J	J-	Q
SELENIUM	7782-49-2	0.9	0.51	0.10	0.052	MG/KG		J-	Q
SILVER	7440-22-4	0.033	0.10	0.031	0.012	MG/KG	J	J	
SODIUM	7440-23-5	85.0	10	5.1	2.7	MG/KG			
THALLIUM	7440-28-0	0.18	0.10	0.021	0.010	MG/KG			
VANADIUM	7440-62-2	17.0	0.10	0.062	0.031	MG/KG			
ZINC	7440-66-6	59.0	0.51	0.21	0.067	MG/KG	Q		

Sample Name 072SB-0012-0001-SO **AnalysisType:** N

Lab Sample Name: 240-18297-15 **Validation Level:** IV

Analyte	CAS No	Result Value	LOQ	LOD	DL	Result	Lab Qualifier	Validation Qualifier	Validation Qualifier Code
ALUMINUM	7429-90-5	8500.0	3.2	0.64	0.30	MG/KG	J	J	
ANTIMONY	7440-36-0	0.2	0.21	0.11	0.049	MG/KG	J	J-	Q

ARSENIC	7440-38-2	5.6	0.11	0.053	0.019	MG/KG		J	E
BARIUM	7440-39-3	55.0	1.1	0.021	0.011	MG/KG	Q		
BERYLLIUM	7440-41-7	0.88	0.11	0.011	0.0080	MG/KG		J-	Q
CADMIUM	7440-43-9	0.2	0.11	0.032	0.014	MG/KG	Q		
CALCIUM	7440-70-2	400.0	11	2.7	1.4	MG/KG			
CHROMIUM	7440-47-3	18.0	0.21	0.042	0.024	MG/KG			
COBALT	7440-48-4	18.0	0.053	0.011	0.0025	MG/KG	Q		
COPPER	7440-50-8	31.0	0.21	0.064	0.035	MG/KG	Q	J+	Q
IRON	7439-89-6	37000.0	5.3	2.1	1.1	MG/KG	J	J	
LEAD	7439-92-1	20.0	0.11	0.032	0.016	MG/KG		J+	Q
MAGNESIUM	7439-95-4	4000.0	11	2.1	1.1	MG/KG			
MANGANESE	7439-96-5	910.0	0.53	0.032	0.017	MG/KG	Q J	J	
NICKEL	7440-02-0	31.0	0.11	0.032	0.012	MG/KG	Q		
POTASSIUM	7440-09-7	1000.0	11	6.4	3.4	MG/KG		J-	Q
SELENIUM	7782-49-2	1.0	0.53	0.11	0.054	MG/KG		J-	Q
SILVER	7440-22-4	0.032	0.11	0.032	0.012	MG/KG	J	J	
SODIUM	7440-23-5	60.0	11	5.3	2.8	MG/KG			
THALLIUM	7440-28-0	0.14	0.11	0.021	0.011	MG/KG			
VANADIUM	7440-62-2	17.0	0.11	0.064	0.032	MG/KG			
ZINC	7440-66-6	69.0	0.53	0.21	0.069	MG/KG	Q		

Sample Name 072SB-0014-0001-SO **AnalysisType:** N

Lab Sample Name: 240-18297-17 **Validation Level:** IV

Analyte	CAS No	Result Value	LOQ	LOD	DL	Result	Lab Qualifier	Validation Qualifier	Validation Qualifier Code
ALUMINUM	7429-90-5	9500.0	3.0	0.60	0.28	MG/KG			
ANTIMONY	7440-36-0	0.13	0.20	0.10	0.046	MG/KG	J	J-	Q
ARSENIC	7440-38-2	5.6	0.10	0.050	0.018	MG/KG		J-	E, Q
BARIUM	7440-39-3	61.0	1.0	0.020	0.011	MG/KG	Q	J+	Q
BERYLLIUM	7440-41-7	0.91	0.10	0.010	0.0075	MG/KG		J-	Q
CADMIUM	7440-43-9	0.26	0.10	0.030	0.013	MG/KG	Q	J-	Q
CALCIUM	7440-70-2	430.0	10	2.5	1.3	MG/KG		J+	E, Q
CHROMIUM	7440-47-3	19.0	0.20	0.040	0.022	MG/KG			
COBALT	7440-48-4	17.0	0.050	0.010	0.0024	MG/KG	Q		

Sample Delivery Group: 240-18297-1

COPPER	7440-50-8	34.0	0.20	0.060	0.033	MG/KG	Q	J+	Q
IRON	7439-89-6	40000.0	5.0	2.0	1.1	MG/KG			
LEAD	7439-92-1	23.0	0.10	0.030	0.015	MG/KG		J+	Q
MAGNESIUM	7439-95-4	4200.0	10	2.0	1.1	MG/KG			
MANGANESE	7439-96-5	840.0	0.50	0.030	0.016	MG/KG	Q		
NICKEL	7440-02-0	34.0	0.10	0.030	0.011	MG/KG	Q	J-	Q
POTASSIUM	7440-09-7	1200.0	10	6.0	3.1	MG/KG		J-	Q
SELENIUM	7782-49-2	1.1	0.50	0.10	0.051	MG/KG		J-	Q
SILVER	7440-22-4	0.036	0.10	0.030	0.011	MG/KG	J	J	
SODIUM	7440-23-5	61.0	10	5.0	2.7	MG/KG			
THALLIUM	7440-28-0	0.12	0.10	0.020	0.010	MG/KG			
VANADIUM	7440-62-2	19.0	0.10	0.060	0.030	MG/KG			
ZINC	7440-66-6	87.0	0.50	0.20	0.065	MG/KG	Q		

Analysis Method SW7471A

Sample Name 072SB-0001-0001-SO **AnalysisType:** N

Lab Sample Name: 240-18297-9 **Validation Level:** IV

Analyte	CAS No	Result Value	LOQ	LOD	DL	Result	Lab Qualifier	Validation Qualifier	Validation Qualifier Code
MERCURY	7439-97-6	0.039	0.12	0.039	0.016	MG/KG	U	U	

Sample Name 072SB-0012-0001-SO **AnalysisType:** N

Lab Sample Name: 240-18297-15 **Validation Level:** IV

Analyte	CAS No	Result Value	LOQ	LOD	DL	Result	Lab Qualifier	Validation Qualifier	Validation Qualifier Code
MERCURY	7439-97-6	0.04	0.10	0.034	0.014	MG/KG	J	J	

Sample Name 072SB-0014-0001-SO **AnalysisType:** N

Lab Sample Name: 240-18297-17 **Validation Level:** IV

Analyte	CAS No	Result Value	LOQ	LOD	DL	Result	Lab Qualifier	Validation Qualifier	Validation Qualifier Code
MERCURY	7439-97-6	0.027	0.098	0.032	0.014	MG/KG	J	J	

Sample Delivery Group: 240-18297-1

Analysis Method SW8081

Sample Name 072SB-0014-0001-SO **AnalysisType:** N

Lab Sample Name: 240-18297-17 **Validation Level:** IV

Analyte	CAS No	Result Value	LOQ	LOD	DL	Result	Lab Qualifier	Validation Qualifier	Validation Qualifier Code
ALDRIN	309-00-2	1.5	4.6	1.5	1.4	UG/KG	U	U	
ALPHA BHC (ALPHA HEXACHLO	319-84-6	1.5	2.9	1.5	0.83	UG/KG	U J	UJ	Q
ALPHA ENDOSULFAN	959-98-8	0.77	1.9	0.77	0.59	UG/KG	U J	UJ	Q
ALPHA-CHLORDANE	5103-71-9	1.5	3.4	1.5	1.1	UG/KG	U J	UJ	Q
BETA BHC (BETA HEXACHLORO	319-85-7	1.5	4.0	1.5	1.3	UG/KG	U J	UJ	Q
BETA ENDOSULFAN	33213-65-9	1.5	2.9	1.5	0.94	UG/KG	U J	UJ	Q
DELTA BHC (DELTA HEXACHLO	319-86-8	1.5	4.6	1.5	1.4	UG/KG	U J	UJ	Q
DIELDRIN	60-57-1	0.77	1.9	0.77	0.54	UG/KG	U J	UJ	Q
ENDOSULFAN SULFATE	1031-07-8	1.5	3.4	1.5	0.99	UG/KG	U J	UJ	Q
ENDRIN	72-20-8	0.77	1.9	0.77	0.57	UG/KG	U J	UJ	Q
ENDRIN ALDEHYDE	7421-93-4	1.5	3.4	1.5	1.1	UG/KG	U J	UJ	Q
ENDRIN KETONE	53494-70-5	0.77	2.3	0.77	0.72	UG/KG	U J	UJ	Q
GAMMA BHC (LINDANE)	58-89-9	1.5	2.9	1.5	0.85	UG/KG	U J	UJ	Q
GAMMA-CHLORDANE	5566-34-7	0.77	1.9	0.77	0.48	UG/KG	U J	UJ	Q
HEPTACHLOR	76-44-8	1.5	4.0	1.5	1.3	UG/KG	U J	U	
HEPTACHLOR EPOXIDE	1024-57-3	1.5	2.9	1.5	0.91	UG/KG	U J	UJ	Q
METHOXYCHLOR	72-43-5	3.8	5.7	3.8	1.7	UG/KG	U J	UJ	Q
P,P'-DDD	72-54-8	0.77	2.3	0.77	0.71	UG/KG	U J	UJ	Q
P,P'-DDE	72-55-9	0.77	1.9	0.77	0.45	UG/KG	U J	UJ	Q
P,P'-DDT	50-29-3	0.77	2.3	0.77	0.72	UG/KG	U J	U	
TOXAPHENE	8001-35-2	23	77	23	22	UG/KG	U	UJ	C

Sample Delivery Group: 240-18297-1

Analysis Method SW8082

Sample Name 072SB-0014-0001-SO **AnalysisType:** N

Lab Sample Name: 240-18297-17 **Validation Level:** IV

Analyte	CAS No	Result Value	LOQ	LOD	DL	Result	Lab Qualifier	Validation Qualifier	Validation Qualifier Code
PCB-1016 (AROCHLOR 1016)	12674-11-2	28	74	28	24	UG/KG	U	U	
PCB-1221 (AROCHLOR 1221)	11104-28-2	28	57	28	18	UG/KG	U	U	
PCB-1232 (AROCHLOR 1232)	11141-16-5	28	51	28	16	UG/KG	U	U	
PCB-1242 (AROCHLOR 1242)	53469-21-9	28	46	28	15	UG/KG	U	U	
PCB-1248 (AROCHLOR 1248)	12672-29-6	28	63	28	19	UG/KG	U	U	
PCB-1254 (AROCHLOR 1254)	11097-69-1	28	63	28	19	UG/KG	U	U	
PCB-1260 (AROCHLOR 1260)	11096-82-5	28	63	28	19	UG/KG	U	U	

Sample Delivery Group: 240-18297-1

Analysis Method SW8260B

Sample Name 072SB-0001-0001-SO **AnalysisType:** N

Lab Sample Name: 240-18297-9 **Validation Level:** IV

Analyte	CAS No	Result Value	LOQ	LOD	DL	Result	Lab Qualifier	Validation Qualifier	Validation Qualifier Code
BENZENE	71-43-2	25	250	25	12	UG/KG	U J	UJ	S
ETHYLBENZENE	100-41-4	9.9	250	9.9	5.4	UG/KG	U J	UJ	S
TOLUENE	108-88-3	25	250	25	17	UG/KG	U J	UJ	S
XYLENES, TOTAL		30	500	30	8.0	UG/KG	U J	UJ	S

Sample Name 072SB-0012-0001-SO **AnalysisType:** N

Lab Sample Name: 240-18297-15 **Validation Level:** IV

Analyte	CAS No	Result Value	LOQ	LOD	DL	Result	Lab Qualifier	Validation Qualifier	Validation Qualifier Code
BENZENE	71-43-2	0.47	4.7	0.47	0.22	UG/KG	U	UJ	S
ETHYLBENZENE	100-41-4	0.47	4.7	0.47	0.24	UG/KG	U	UJ	S
TOLUENE	108-88-3	0.47	4.7	0.47	0.25	UG/KG	U	UJ	S
XYLENES, TOTAL		1.4	9.4	1.4	0.63	UG/KG	U	UJ	S

Sample Name 072SB-0014-0001-SO **AnalysisType:** N

Lab Sample Name: 240-18297-17 **Validation Level:** IV

Analyte	CAS No	Result Value	LOQ	LOD	DL	Result	Lab Qualifier	Validation Qualifier	Validation Qualifier Code
1,1,1-TRICHLOROETHANE	71-55-6	0.88	4.4	0.88	0.49	UG/KG	U	U	
1,1,2,2-TETRACHLOROETHANE	79-34-5	0.44	4.4	0.44	0.30	UG/KG	U	U	
1,1,2-TRICHLOROETHANE	79-00-5	0.44	4.4	0.44	0.34	UG/KG	U	U	
1,1-DICHLOROETHANE	75-34-3	0.44	4.4	0.44	0.32	UG/KG	U	U	
1,1-DICHLOROETHENE	75-35-4	0.88	4.4	0.88	0.46	UG/KG	U	U	
1,2-DIBROMOETHANE (ETHYLEN	106-93-4	0.88	4.4	0.88	0.44	UG/KG	U	U	
1,2-DICHLOROETHANE	107-06-2	0.44	4.4	0.44	0.30	UG/KG	U	U	
1,2-DICHLOROPROPANE	78-87-5	0.88	4.4	0.88	0.60	UG/KG	U	U	
2-HEXANONE	591-78-6	0.88	18	0.88	0.55	UG/KG	U	UJ	C
ACETONE	67-64-1	5.5	18	5.5	5.5	UG/KG	U	UJ	C
BENZENE	71-43-2	0.44	4.4	0.44	0.20	UG/KG	U	U	
BROMOCHLOROMETHANE	74-97-5	0.88	4.4	0.88	0.62	UG/KG	U	U	
BROMODICHLOROMETHANE	75-27-4	0.44	4.4	0.44	0.25	UG/KG	U	U	

Sample Delivery Group: 240-18297-1

BROMOFORM	75-25-2	0.44	4.4	0.44	0.29	UG/KG	U	U
BROMOMETHANE	74-83-9	0.88	4.4	0.88	0.47	UG/KG	U	U
CARBON DISULFIDE	75-15-0	0.44	4.4	0.44	0.39	UG/KG	U	U
CARBON TETRACHLORIDE	56-23-5	0.44	4.4	0.44	0.32	UG/KG	U	U
CHLOROBENZENE	108-90-7	0.44	4.4	0.44	0.29	UG/KG	U	U
CHLOROETHANE	75-00-3	0.88	4.4	0.88	0.75	UG/KG	U	U
CHLOROFORM	67-66-3	0.44	4.4	0.44	0.25	UG/KG	U	U
CHLOROMETHANE	74-87-3	0.44	4.4	0.44	0.36	UG/KG	U	U
CIS-1,3-DICHLOROPROPENE	10061-01-5	0.44	4.4	0.44	0.30	UG/KG	U	U
DIBROMOCHLOROMETHANE	124-48-1	0.88	4.4	0.88	0.48	UG/KG	U	U
ETHYLBENZENE	100-41-4	0.44	4.4	0.44	0.23	UG/KG	U	U
METHYL ETHYL KETONE (2-BUT	78-93-3	1.8	18	1.8	1.2	UG/KG	U	U
METHYL ISOBUTYL KETONE (4-	108-10-1	0.88	18	0.88	0.47	UG/KG	U	U
METHYLENE CHLORIDE	75-09-2	0.88	4.4	0.88	0.59	UG/KG	U	U
STYRENE	100-42-5	0.44	4.4	0.44	0.13	UG/KG	U	U
TERT-BUTYL METHYL ETHER	1634-04-4	0.44	4.4	0.44	0.38	UG/KG	U	U
TETRACHLOROETHYLENE(PCE)	127-18-4	0.88	4.4	0.88	0.46	UG/KG	U	U
TOLUENE	108-88-3	0.44	4.4	0.44	0.24	UG/KG	U	U
TOTAL 1,2-DICHLOROETHENE	540-59-0	0.88	8.8	0.88	0.67	UG/KG	U	U
TRANS-1,3-DICHLOROPROPENE	10061-02-6	0.88	4.4	0.88	0.47	UG/KG	U	U
TRICHLOROETHYLENE (TCE)	79-01-6	0.44	4.4	0.44	0.37	UG/KG	U	U
VINYL CHLORIDE	75-01-4	0.44	4.4	0.44	0.34	UG/KG	U	U
XYLENES, TOTAL		1.3	8.8	1.3	0.59	UG/KG	U	U

Sample Delivery Group: 240-18297-1

Analysis Method SW8270D

Sample Name 072SB-0001-0001-SO **AnalysisType:** N

Lab Sample Name: 240-18297-9 **Validation Level:** IV

Analyte	CAS No	Result Value	LOQ	LOD	DL	Result	Lab Qualifier	Validation Qualifier	Validation Qualifier Code
ACENAPHTHENE	83-32-9	4.0	8.0	4.0	4.0	UG/KG	U	U	
ACENAPHTHYLENE	208-96-8	4.0	8.0	4.0	4.0	UG/KG	U	U	
ANTHRACENE	120-12-7	4.0	8.0	4.0	4.0	UG/KG	U	U	
BENZO(A)ANTHRACENE	56-55-3	4.0	8.0	4.0	4.0	UG/KG	U	U	
BENZO(A)PYRENE	50-32-8	4.0	8.0	4.0	4.0	UG/KG	U	U	
BENZO(B)FLUORANTHENE	205-99-2	4.0	8.0	4.0	4.0	UG/KG	U	U	
BENZO(G,H,I)PERYLENE	191-24-2	4.0	8.0	4.0	4.0	UG/KG	U	U	
BENZO(K)FLUORANTHENE	207-08-9	4.0	8.0	4.0	4.0	UG/KG	U	U	
CHRYSENE	218-01-9	4.0	8.0	4.0	1.3	UG/KG	U	U	
DIBENZ(A,H)ANTHRACENE	53-70-3	4.0	8.0	4.0	4.0	UG/KG	U	U	
FLUORANTHENE	206-44-0	4.0	8.0	4.0	4.0	UG/KG	U	U	
FLUORENE	86-73-7	4.0	8.0	4.0	4.0	UG/KG	U	U	
INDENO(1,2,3-C,D)PYRENE	193-39-5	4.0	8.0	4.0	4.0	UG/KG	U	U	
NAPHTHALENE	91-20-3	8.9	8.0	4.0	4.0	UG/KG			
PHENANTHRENE	85-01-8	4.0	8.0	4.0	4.0	UG/KG	U	U	
PYRENE	129-00-0	4.0	8.0	4.0	4.0	UG/KG	U	U	

Sample Name 072SB-0012-0001-SO **AnalysisType:** N

Lab Sample Name: 240-18297-15 **Validation Level:** IV

Analyte	CAS No	Result Value	LOQ	LOD	DL	Result	Lab Qualifier	Validation Qualifier	Validation Qualifier Code
ACENAPHTHENE	83-32-9	3.8	7.6	3.8	3.8	UG/KG	U	U	
ACENAPHTHYLENE	208-96-8	3.8	7.6	3.8	3.8	UG/KG	U	U	
ANTHRACENE	120-12-7	3.8	7.6	3.8	3.8	UG/KG	U	U	
BENZO(A)ANTHRACENE	56-55-3	3.8	7.6	3.8	3.8	UG/KG	U	U	
BENZO(A)PYRENE	50-32-8	3.8	7.6	3.8	3.8	UG/KG	U	U	
BENZO(B)FLUORANTHENE	205-99-2	3.8	7.6	3.8	3.8	UG/KG	U	U	
BENZO(G,H,I)PERYLENE	191-24-2	3.8	7.6	3.8	3.8	UG/KG	U	U	
BENZO(K)FLUORANTHENE	207-08-9	3.8	7.6	3.8	3.8	UG/KG	U	U	

CHRYSENE	218-01-9	3.8	7.6	3.8	1.3	UG/KG	U	U	
DIBENZ(A,H)ANTHRACENE	53-70-3	3.8	7.6	3.8	3.8	UG/KG	U	U	
FLUORANTHENE	206-44-0	3.7	7.6	3.8	3.8	UG/KG	U	U	
FLUORENE	86-73-7	3.8	7.6	3.8	3.8	UG/KG	U	U	
INDENO(1,2,3-C,D)PYRENE	193-39-5	3.8	7.6	3.8	3.8	UG/KG	U	U	
NAPHTHALENE	91-20-3	3.8	7.6	3.8	3.8	UG/KG	U	U	
PHENANTHRENE	85-01-8	3.8	7.6	3.8	3.8	UG/KG	U	U	
PYRENE	129-00-0	3.8	7.6	3.8	3.8	UG/KG	U	U	

Sample Name 072SB-0014-0001-SO **AnalysisType:** N

Lab Sample Name: 240-18297-17 **Validation Level:** IV

Analyte	CAS No	Result Value	LOQ	LOD	DL	Result	Lab Qualifier	Validation Qualifier	Validation Qualifier Code
1,2,4-TRICHLOROBENZENE	120-82-1	30	56	30	30	UG/KG	U	U	
1,2-DICHLOROBENZENE	95-50-1	30	56	30	11	UG/KG	U	U	
1,3-DICHLOROBENZENE	541-73-1	30	56	30	12	UG/KG	U	U	
1,4-DICHLOROBENZENE	106-46-7	30	56	30	23	UG/KG	U	U	
2,2'-DICHLORODIISOPROPYL ET	39638-32-9	3.7	110	3.7	2.3	UG/KG	U	U	
2,4,5-TRICHLOROPHENOL	95-95-4	30	170	30	28	UG/KG	U	U	
2,4,6-TRICHLOROPHENOL	88-06-2	90	170	90	90	UG/KG	U	U	
2,4-DICHLOROPHENOL	120-83-2	30	170	30	23	UG/KG	U	U	
2,4-DIMETHYLPHENOL	105-67-9	90	170	90	23	UG/KG	U	U	
2,4-DINITROPHENOL	51-28-5	90	370	90	90	UG/KG	U	UJ	C
2,4-DINITROTOLUENE	121-14-2	30	230	30	30	UG/KG	U	R	D
2,6-DINITROTOLUENE	606-20-2	30	230	30	24	UG/KG	U	R	D
2-CHLORONAPHTHALENE	91-58-7	3.7	56	3.7	3.7	UG/KG	U	U	
2-CHLOROPHENOL	95-57-8	30	56	30	30	UG/KG	U	U	
2-METHYLNAPHTHALENE	91-57-6	3.7	7.5	3.7	3.7	UG/KG	U	U	
2-METHYLPHENOL (O-CRESOL)	95-48-7	90	230	90	90	UG/KG	U	U	
2-NITROANILINE	88-74-4	30	230	30	10	UG/KG	U	U	
2-NITROPHENOL	88-75-5	30	56	30	30	UG/KG	U	U	
3,3'-DICHLOROBENZIDINE	91-94-1	90	110	90	20	UG/KG	U	UJ	C
3-NITROANILINE	99-09-2	90	230	90	18	UG/KG	U	U	
4,6-DINITRO-2-METHYLPHENOL	534-52-1	90	170	90	90	UG/KG	U	UJ	C

4-BROMOPHENYL PHENYL ETHE	101-55-3	30	56	30	15	UG/KG	U	U	
4-CHLORO-3-METHYLPHENOL	59-50-7	30	170	30	24	UG/KG	U	U	
4-CHLOROANILINE	106-47-8	30	170	30	19	UG/KG	U	U	
4-CHLOROPHENYL PHENYL ETH	7005-72-3	30	56	30	15	UG/KG	U	U	
4-NITROANILINE	100-01-6	30	230	30	29	UG/KG	U	R	C
4-NITROPHENOL	100-02-7	90	370	90	90	UG/KG	U	U	
ACENAPHTHENE	83-32-9	3.7	7.5	3.7	3.7	UG/KG	U	U	
ACENAPHTHYLENE	208-96-8	3.7	7.5	3.7	3.7	UG/KG	U	U	
ANTHRACENE	120-12-7	3.7	7.5	3.7	3.7	UG/KG	U	U	
BENZO(A)ANTHRACENE	56-55-3	3.7	7.5	3.7	3.7	UG/KG	U	U	
BENZO(A)PYRENE	50-32-8	3.7	7.5	3.7	3.7	UG/KG	U	U	
BENZO(B)FLUORANTHENE	205-99-2	6.7	7.5	3.7	3.7	UG/KG	J M	J	
BENZO(G,H,I)PERYLENE	191-24-2	3.7	7.5	3.7	3.7	UG/KG	U	U	
BENZO(K)FLUORANTHENE	207-08-9	3.7	7.5	3.7	3.7	UG/KG	U	U	
BENZOIC ACID	65-85-0	380	750	380	380	UG/KG	U	U	
BENZYL ALCOHOL	100-51-6	30	370	30	24	UG/KG	U	U	
BENZYL BUTYL PHTHALATE	85-68-7	30	56	30	11	UG/KG	U	U	
BIS(2-CHLOROETHOXY) METHA	111-91-1	30	110	30	25	UG/KG	U	U	
BIS(2-CHLOROISOPROPYL) ETHE	108-60-1	30	110	30	11	UG/KG	U	U	
BIS(2-ETHYLHEXYL) PHTHALAT	117-81-7	56	56	30	21	UG/KG	J	U	B, result from 22
CARBAZOLE	86-74-8	30	56	30	30	UG/KG	U	U	
CHRYSENE	218-01-9	3.7	7.5	3.7	1.2	UG/KG	U	U	
CRESOLS, M & P		90	450	90	23	UG/KG	U	U	
DIBENZ(A,H)ANTHRACENE	53-70-3	3.7	7.5	3.7	3.7	UG/KG	U	U	
DIBENZOFURAN	132-64-9	3.7	56	3.7	3.7	UG/KG	U	U	
DIETHYL PHTHALATE	84-66-2	30	56	30	18	UG/KG	U	U	
DIMETHYL PHTHALATE	131-11-3	30	56	30	19	UG/KG	U	U	
DI-N-BUTYL PHTHALATE	84-74-2	30	56	30	17	UG/KG	U	U	
DI-N-OCTYLPHTHALATE	117-84-0	30	56	30	30	UG/KG	U	U	
FLUORANTHENE	206-44-0	3.7	7.5	3.7	3.7	UG/KG	U	U	
FLUORENE	86-73-7	3.7	7.5	3.7	3.7	UG/KG	U	U	
HEXACHLOROBENZENE	118-74-1	3.7	7.5	3.7	2.4	UG/KG	U	U	
HEXACHLOROBUTADIENE	87-68-3	30	56	30	30	UG/KG	U	U	

HEXACHLOROCYCLOPENTADIE	77-47-4	30	370	30	30	UG/KG	U	U
HEXACHLOROETHANE	67-72-1	30	56	30	10	UG/KG	U	U
INDENO(1,2,3-C,D)PYRENE	193-39-5	3.7	7.5	3.7	3.7	UG/KG	U	U
ISOPHORONE	78-59-1	30	56	30	15	UG/KG	U	U
NAPHTHALENE	91-20-3	5.4	7.5	3.7	3.7	UG/KG	J	J
NITROBENZENE	98-95-3	3.7	110	3.7	2.5	UG/KG	U	U
N-NITROSODI-N-PROPYLAMINE	621-64-7	30	56	30	30	UG/KG	U	U
N-NITROSODIPHENYLAMINE	86-30-6	30	56	30	24	UG/KG	U	U
PENTACHLOROPHENOL	87-86-5	90	170	90	90	UG/KG	U	U
PHENANTHRENE	85-01-8	3.7	7.5	3.7	3.7	UG/KG	U	U
PHENOL	108-95-2	30	56	30	30	UG/KG	U	U
PYRENE	129-00-0	3.7	7.5	3.7	3.7	UG/KG	U	U

Sample Delivery Group: 240-18297-1

Analysis Method SW8330

Sample Name 072SB-0014-0001-SO **AnalysisType:** N

Lab Sample Name: 240-18297-17 **Validation Level:** IV

Analyte	CAS No	Result Value	LOQ	LOD	DL	Result	Lab Qualifier	Validation Qualifier	Validation Qualifier Code
1,3,5-TRINITROBENZENE	99-35-4	0.049	0.25	0.049	0.0099	MG/KG	U	U	
1,3-DINITROBENZENE	99-65-0	0.049	0.25	0.049	0.0042	MG/KG	U	U	
2,4,6-TRINITROTOLUENE	118-96-7	0.049	0.25	0.049	0.019	MG/KG	U	U	
2,4-DINITROTOLUENE	121-14-2	0.049	0.25	0.049	0.0052	MG/KG	U	U	
2,6-DINITROTOLUENE	606-20-2	0.049	0.25	0.049	0.0072	MG/KG	U	U	
2-AMINO-4,6-DINITROTOLUENE	35572-78-2	0.049	0.25	0.049	0.012	MG/KG	U	U	
2-NITROTOLUENE	88-72-2	0.049	0.25	0.049	0.013	MG/KG	U	UJ	C
3-NITROTOLUENE	99-08-1	0.049	0.25	0.049	0.015	MG/KG	U	U	
4-AMINO-2,6-DINITROTOLUENE	19406-51-0	0.049	0.25	0.049	0.0099	MG/KG	U	U	
4-NITROTOLUENE	99-99-0	0.049	0.25	0.049	0.018	MG/KG	U	U	
HMX	2691-41-0	0.049	0.25	0.049	0.012	MG/KG	U	U	
NITROBENZENE	98-95-3	0.049	0.25	0.049	0.017	MG/KG	U	R	D
NITROGLYCERIN	55-63-0	0.25	0.49	0.25	0.015	MG/KG	U	U	
NITROGUANIDINE	2691-41-0	0.04	0.25	0.040	0.020	MG/KG	U	U	
PETN	78-11-5	0.25	0.49	0.25	0.025	MG/KG	U	U	
RDX	121-82-4	0.049	0.25	0.049	0.012	MG/KG	U	UJ	C
TETRYL	479-45-8	0.049	0.25	0.049	0.0099	MG/KG	U	U	

Sample Delivery Group: 240-18441-1

Analysis Method M8015D

Sample Name 072SB-0026-0001-SO **AnalysisType:** N

Lab Sample Name: 240-18441-11 **Validation Level:** IV

Analyte	CAS No	Result Value	LOQ	LOD	DL	Result	Lab Qualifier	Validation Qualifier	Validation Qualifier Code
C10-C20 PETROLEUM HYDROCA		9.6	17	9.6	9.6	MG/KG	U	U	
C20-C34 PETROLEUM HYDROCA		9.6	17	9.6	9.6	MG/KG	U	U	

Sample Name 072SB-0030-0001-SO **AnalysisType:** N

Lab Sample Name: 240-18441-15 **Validation Level:** IV

Analyte	CAS No	Result Value	LOQ	LOD	DL	Result	Lab Qualifier	Validation Qualifier	Validation Qualifier Code
C10-C20 PETROLEUM HYDROCA		9.7	17	9.7	9.7	MG/KG	U	U	
C20-C34 PETROLEUM HYDROCA		9.7	17	9.7	9.7	MG/KG	U	U	

Analysis Method M8015V

Sample Name 072SB-0026-0001-SO **AnalysisType:** N

Lab Sample Name: 240-18441-11 **Validation Level:** IV

Analyte	CAS No	Result Value	LOQ	LOD	DL	Result	Lab Qualifier	Validation Qualifier	Validation Qualifier Code
PETROLEUM HYDROCARBONS C		40	80	40	37	UG/KG	U	U	

Sample Name 072SB-0030-0001-SO **AnalysisType:** N

Lab Sample Name: 240-18441-15 **Validation Level:** IV

Analyte	CAS No	Result Value	LOQ	LOD	DL	Result	Lab Qualifier	Validation Qualifier	Validation Qualifier Code
PETROLEUM HYDROCARBONS C		42	84	42	39	UG/KG	U	U	

Sample Delivery Group: 240-18441-1

Analysis Method SW6020

Sample Name 072SB-0026-0001-SO **AnalysisType:** N

Lab Sample Name: 240-18441-11 **Validation Level:** IV

Analyte	CAS No	Result Value	LOQ	LOD	DL	Result	Lab Qualifier	Validation Qualifier	Validation Qualifier Code
ALUMINUM	7429-90-5	6000.0	3.0	0.60	0.29	MG/KG	J	J	
ANTIMONY	7440-36-0	0.10	0.20	0.10	0.046	MG/KG	U J	R	Q
ARSENIC	7440-38-2	0.51	0.10	0.050	0.018	MG/KG		J-	Q
BARIUM	7440-39-3	31.0	1.0	0.020	0.011	MG/KG	Q	J	M
BERYLLIUM	7440-41-7	0.69	0.10	0.010	0.0075	MG/KG			
CADMIUM	7440-43-9	0.19	0.10	0.030	0.013	MG/KG	Q	J+	I
CALCIUM	7440-70-2	750.0	10	2.5	1.3	MG/KG		J-	Q
CHROMIUM	7440-47-3	13.0	0.20	0.040	0.022	MG/KG			
COBALT	7440-48-4	5.5	0.050	0.010	0.0024	MG/KG	Q		
COPPER	7440-50-8	17.0	0.20	0.060	0.033	MG/KG	Q	J-	Q
IRON	7439-89-6	11000.0	5.0	2.0	1.1	MG/KG			
LEAD	7439-92-1	8.7	0.10	0.030	0.015	MG/KG			
MAGNESIUM	7439-95-4	2300.0	10	2.0	1.1	MG/KG			
MANGANESE	7439-96-5	210.0	0.50	0.030	0.016	MG/KG	Q J	J	
NICKEL	7440-02-0	16.0	0.10	0.030	0.011	MG/KG	Q		
POTASSIUM	7440-09-7	1300.0	10	6.0	3.2	MG/KG			
SELENIUM	7782-49-2	0.74	0.50	0.10	0.051	MG/KG		J-	Q
SILVER	7440-22-4	0.03	0.10	0.030	0.011	MG/KG	J	J+	I
SODIUM	7440-23-5	71.0	10	5.0	2.7	MG/KG			
THALLIUM	7440-28-0	0.12	0.10	0.020	0.010	MG/KG	J	J-	Q
VANADIUM	7440-62-2	8.9	0.10	0.060	0.030	MG/KG			
ZINC	7440-66-6	45.0	0.50	0.20	0.065	MG/KG	Q	J	A

Analysis Method SW7471A

Sample Name 072SB-0026-0001-SO **AnalysisType:** N

Lab Sample Name: 240-18441-11 **Validation Level:** IV

Analyte	CAS No	Result Value	LOQ	LOD	DL	Result	Lab Qualifier	Validation Qualifier	Validation Qualifier Code
MERCURY	7439-97-6	0.032	0.097	0.032	0.014	MG/KG	U	U	

Sample Delivery Group: 240-18441-1

Analysis Method SW8260B

Sample Name 072SB-0026-0001-SO **AnalysisType:** N

Lab Sample Name: 240-18441-11 **Validation Level:** IV

Analyte	CAS No	Result Value	LOQ	LOD	DL	Result	Lab Qualifier	Validation Qualifier	Validation Qualifier Code
BENZENE	71-43-2	0.51	5.1	0.51	0.24	UG/KG	U	UJ	S
ETHYLBENZENE	100-41-4	0.51	5.1	0.51	0.27	UG/KG	U	UJ	S
TOLUENE	108-88-3	0.51	5.1	0.51	0.28	UG/KG	U	UJ	S
XYLENES, TOTAL		1.5	10	1.5	0.69	UG/KG	U	UJ	S

Sample Name 072SB-0030-0001-SO **AnalysisType:** N

Lab Sample Name: 240-18441-15 **Validation Level:** IV

Analyte	CAS No	Result Value	LOQ	LOD	DL	Result	Lab Qualifier	Validation Qualifier	Validation Qualifier Code
1,1,1-TRICHLOROETHANE	71-55-6	0.88	4.4	0.88	0.49	UG/KG	U	UJ	S
1,1,2,2-TETRACHLOROETHANE	79-34-5	0.44	4.4	0.44	0.30	UG/KG	U	UJ	S, I
1,1,2-TRICHLOROETHANE	79-00-5	0.44	4.4	0.44	0.34	UG/KG	U	UJ	S
1,1-DICHLOROETHANE	75-34-3	0.44	4.4	0.44	0.32	UG/KG	U	UJ	S
1,1-DICHLOROETHENE	75-35-4	0.88	4.4	0.88	0.46	UG/KG	U	UJ	S
1,2-DIBROMOETHANE (ETHYLEN	106-93-4	0.88	4.4	0.88	0.44	UG/KG	U	UJ	S
1,2-DICHLOROETHANE	107-06-2	0.44	4.4	0.44	0.30	UG/KG	U	UJ	S
1,2-DICHLOROPROPANE	78-87-5	0.88	4.4	0.88	0.61	UG/KG	U	UJ	S
2-HEXANONE	591-78-6	0.88	18	0.88	0.55	UG/KG	U	UJ	C, S
ACETONE	67-64-1	5.5	18	5.5	5.5	UG/KG	U	UJ	C, S
BENZENE	71-43-2	0.44	4.4	0.44	0.20	UG/KG	U	UJ	S
BROMOCHLOROMETHANE	74-97-5	0.88	4.4	0.88	0.62	UG/KG	U	UJ	S
BROMODICHLOROMETHANE	75-27-4	0.44	4.4	0.44	0.25	UG/KG	U	UJ	S
BROMOFORM	75-25-2	0.44	4.4	0.44	0.29	UG/KG	U	UJ	S
BROMOMETHANE	74-83-9	0.88	4.4	0.88	0.47	UG/KG	U	UJ	S
CARBON DISULFIDE	75-15-0	0.44	4.4	0.44	0.39	UG/KG	U	UJ	S
CARBON TETRACHLORIDE	56-23-5	0.44	4.4	0.44	0.33	UG/KG	U	UJ	S
CHLOROBENZENE	108-90-7	0.44	4.4	0.44	0.29	UG/KG	U	UJ	S
CHLOROETHANE	75-00-3	0.88	4.4	0.88	0.76	UG/KG	U	UJ	S
CHLOROFORM	67-66-3	0.44	4.4	0.44	0.26	UG/KG	U	UJ	S

Sample Delivery Group: 240-18441-1

CHLOROMETHANE	74-87-3	0.44	4.4	0.44	0.36	UG/KG	U	UJ	S
CIS-1,3-DICHLOROPROPENE	10061-01-5	0.44	4.4	0.44	0.30	UG/KG	U	UJ	S
DIBROMOCHLOROMETHANE	124-48-1	0.88	4.4	0.88	0.48	UG/KG	U	UJ	S
ETHYLBENZENE	100-41-4	0.44	4.4	0.44	0.23	UG/KG	U	UJ	S
METHYL ETHYL KETONE (2-BUT	78-93-3	1.8	18	1.8	1.2	UG/KG	U	UJ	S
METHYL ISOBUTYL KETONE (4-	108-10-1	0.88	18	0.88	0.47	UG/KG	U	UJ	S
METHYLENE CHLORIDE	75-09-2	0.88	4.4	0.88	0.59	UG/KG	U	UJ	S
STYRENE	100-42-5	0.44	4.4	0.44	0.13	UG/KG	U	UJ	S
TERT-BUTYL METHYL ETHER	1634-04-4	0.44	4.4	0.44	0.38	UG/KG	U	UJ	S
TETRACHLOROETHYLENE(PCE)	127-18-4	0.88	4.4	0.88	0.46	UG/KG	U	UJ	S
TOLUENE	108-88-3	0.44	4.4	0.44	0.24	UG/KG	U	UJ	S
TOTAL 1,2-DICHLOROETHENE	540-59-0	0.88	8.8	0.88	0.68	UG/KG	U	UJ	S
TRANS-1,3-DICHLOROPROPENE	10061-02-6	0.88	4.4	0.88	0.47	UG/KG	U	UJ	S
TRICHLOROETHYLENE (TCE)	79-01-6	0.44	4.4	0.44	0.37	UG/KG	U	UJ	S
VINYL CHLORIDE	75-01-4	0.44	4.4	0.44	0.34	UG/KG	U	UJ	S
XYLENES, TOTAL		1.3	8.8	1.3	0.59	UG/KG	U	UJ	S

Sample Delivery Group: 240-18441-1

Analysis Method SW8270D

Sample Name 072SB-0026-0001-SO **AnalysisType:** N

Lab Sample Name: 240-18441-11 **Validation Level:** IV

Analyte	CAS No	Result Value	LOQ	LOD	DL	Result	Lab Qualifier	Validation Qualifier	Validation Qualifier Code
ACENAPHTHENE	83-32-9	3.4	6.9	3.4	3.4	UG/KG	U	UJ	S
ACENAPHTHENE	83-32-9	3.5	7.0	3.5	3.5	UG/KG	U H	R	D
ACENAPHTHYLENE	208-96-8	3.4	6.9	3.4	3.4	UG/KG	U	UJ	S
ACENAPHTHYLENE	208-96-8	3.5	7.0	3.5	3.5	UG/KG	U H	R	D
ANTHRACENE	120-12-7	3.4	6.9	3.4	3.4	UG/KG	U	UJ	S
ANTHRACENE	120-12-7	3.5	7.0	3.5	3.5	UG/KG	U H	R	D
BENZO(A)ANTHRACENE	56-55-3	15.0	6.9	3.4	3.4	UG/KG		J	S
BENZO(A)ANTHRACENE	56-55-3	3.5	7.0	3.5	3.5	UG/KG	U H	R	D
BENZO(A)PYRENE	50-32-8	18.0	7.0	3.5	3.5	UG/KG	H	R	D
BENZO(A)PYRENE	50-32-8	18.0	6.9	3.4	3.4	UG/KG		J	S
BENZO(B)FLUORANTHENE	205-99-2	12.0	7.0	3.5	3.5	UG/KG	H	R	D
BENZO(B)FLUORANTHENE	205-99-2	16.0	6.9	3.4	3.4	UG/KG		J	S
BENZO(G,H,I)PERYLENE	191-24-2	130.0	7.0	3.5	3.5	UG/KG	H	R	D
BENZO(G,H,I)PERYLENE	191-24-2	140.0	6.9	3.4	3.4	UG/KG		J	S
BENZO(K)FLUORANTHENE	207-08-9	3.5	7.0	3.5	3.5	UG/KG	U H	R	D
BENZO(K)FLUORANTHENE	207-08-9	5.8	6.9	3.4	3.4	UG/KG	J M	J	S
CHRYSENE	218-01-9	3.5	7.0	3.5	1.2	UG/KG	U H	R	D
CHRYSENE	218-01-9	9.1	6.9	3.4	1.1	UG/KG		J	S
DIBENZ(A,H)ANTHRACENE	53-70-3	3.4	6.9	3.4	3.4	UG/KG	U	UJ	S
DIBENZ(A,H)ANTHRACENE	53-70-3	7.1	7.0	3.5	3.5	UG/KG	H	R	D
FLUORANTHENE	206-44-0	12.0	6.9	3.4	3.4	UG/KG		J	S
FLUORANTHENE	206-44-0	9.5	7.0	3.5	3.5	UG/KG	H	R	D
FLUORENE	86-73-7	10.0	7.0	3.5	3.5	UG/KG	H	R	D
FLUORENE	86-73-7	8.4	6.9	3.4	3.4	UG/KG		J	S
INDENO(1,2,3-C,D)PYRENE	193-39-5	17.0	6.9	3.4	3.4	UG/KG		J	S
INDENO(1,2,3-C,D)PYRENE	193-39-5	18.0	7.0	3.5	3.5	UG/KG	H	R	D
NAPHTHALENE	91-20-3	29.0	6.9	3.4	3.4	UG/KG		J	S
NAPHTHALENE	91-20-3	30.0	7.0	3.5	3.5	UG/KG	H	R	D

Sample Delivery Group: 240-18441-1

PHENANTHRENE	85-01-8	47.0	7.0	3.5	3.5	UG/KG	H	R	D
PHENANTHRENE	85-01-8	50.0	6.9	3.4	3.4	UG/KG		J	S
PYRENE	129-00-0	15.0	7.0	3.5	3.5	UG/KG	H	R	D
PYRENE	129-00-0	16.0	6.9	3.4	3.4	UG/KG		J	S

Sample Delivery Group: 240-18449-1

Analysis Method M8015D

Sample Name 072SB-0039-0001-SO **AnalysisType:** N

Lab Sample Name: 240-18449-6 **Validation Level:** IV

Analyte	CAS No	Result Value	LOQ	LOD	DL	Result	Lab Qualifier	Validation Qualifier	Validation Qualifier Code
C10-C20 PETROLEUM HYDROCA		11	20	11	11	MG/KG	U	U	
C20-C34 PETROLEUM HYDROCA		11	20	11	11	MG/KG	U	U	

Analysis Method M8015V

Sample Name 072SB-0039-0001-SO **AnalysisType:** N

Lab Sample Name: 240-18449-6 **Validation Level:** IV

Analyte	CAS No	Result Value	LOQ	LOD	DL	Result	Lab Qualifier	Validation Qualifier	Validation Qualifier Code
PETROLEUM HYDROCARBONS C		750.0	90	45	41	UG/KG			

Sample Delivery Group: 240-18449-1

Analysis Method SW6020

Sample Name 072SB-0039-0001-SO **AnalysisType:** N

Lab Sample Name: 240-18449-6 **Validation Level:** IV

Analyte	CAS No	Result Value	LOQ	LOD	DL	Result	Lab Qualifier	Validation Qualifier	Validation Qualifier Code
ALUMINUM	7429-90-5	12000.0	3.3	0.67	0.32	MG/KG			
ANTIMONY	7440-36-0	0.11	0.22	0.11	0.051	MG/KG	U	R	Q
ARSENIC	7440-38-2	9.4	0.11	0.056	0.020	MG/KG		J-	Q
BARIUM	7440-39-3	50.0	1.1	0.022	0.012	MG/KG	Q	J-	Q, M
BERYLLIUM	7440-41-7	0.64	0.11	0.011	0.0084	MG/KG		J-	Q
CADMIUM	7440-43-9	0.19	0.11	0.033	0.015	MG/KG	Q	J+	I
CALCIUM	7440-70-2	20000.0	11	2.8	1.5	MG/KG			
CHROMIUM	7440-47-3	18.0	0.22	0.045	0.025	MG/KG		J-	Q
COBALT	7440-48-4	8.5	0.056	0.011	0.0027	MG/KG	Q		
COPPER	7440-50-8	18.0	0.22	0.067	0.037	MG/KG	Q		
IRON	7439-89-6	24000.0	5.6	2.2	1.2	MG/KG			
LEAD	7439-92-1	9.7	0.11	0.033	0.017	MG/KG		J+	Q
MAGNESIUM	7439-95-4	6000.0	11	2.2	1.2	MG/KG			
MANGANESE	7439-96-5	270.0	0.56	0.033	0.018	MG/KG	Q		
NICKEL	7440-02-0	24.0	0.11	0.033	0.013	MG/KG	Q	J-	Q
POTASSIUM	7440-09-7	2500.0	11	6.7	3.5	MG/KG		J-	E, Q
SELENIUM	7782-49-2	0.78	0.56	0.11	0.057	MG/KG		J-	Q
SILVER	7440-22-4	0.029	0.11	0.033	0.013	MG/KG	J	J+	I
SODIUM	7440-23-5	84.0	11	5.6	3.0	MG/KG			
THALLIUM	7440-28-0	0.14	0.11	0.022	0.011	MG/KG			
VANADIUM	7440-62-2	20.0	0.11	0.067	0.033	MG/KG		J-	Q
ZINC	7440-66-6	53.0	0.56	0.22	0.072	MG/KG	Q		

Analysis Method SW7471A

Sample Name 072SB-0039-0001-SO **AnalysisType:** N

Lab Sample Name: 240-18449-6 **Validation Level:** IV

Analyte	CAS No	Result Value	LOQ	LOD	DL	Result	Lab Qualifier	Validation Qualifier	Validation Qualifier Code
MERCURY	7439-97-6	0.039	0.12	0.039	0.016	MG/KG	U	U	

Sample Delivery Group: 240-18449-1

Analysis Method SW8260B

Sample Name 072SB-0039-0001-SO **AnalysisType:** N

Lab Sample Name: 240-18449-6 **Validation Level:** IV

Analyte	CAS No	Result Value	LOQ	LOD	DL	Result	Lab Qualifier	Validation Qualifier	Validation Qualifier Code
1,1,1-TRICHLOROETHANE	71-55-6	0.98	4.9	0.98	0.55	UG/KG	U	U	
1,1,2,2-TETRACHLOROETHANE	79-34-5	0.49	4.9	0.49	0.33	UG/KG	U	U	
1,1,2-TRICHLOROETHANE	79-00-5	0.49	4.9	0.49	0.38	UG/KG	U	U	
1,1-DICHLOROETHANE	75-34-3	0.49	4.9	0.49	0.35	UG/KG	U	U	
1,1-DICHLOROETHENE	75-35-4	0.98	4.9	0.98	0.51	UG/KG	U	U	
1,2-DIBROMOETHANE (ETHYLEN	106-93-4	0.98	4.9	0.98	0.49	UG/KG	U	U	
1,2-DICHLOROETHANE	107-06-2	0.49	4.9	0.49	0.33	UG/KG	U	U	
1,2-DICHLOROPROPANE	78-87-5	0.98	4.9	0.98	0.68	UG/KG	U	U	
2-HEXANONE	591-78-6	0.98	20	0.98	0.62	UG/KG	U	UJ	C
ACETONE	67-64-1	6.2	20	6.2	6.2	UG/KG	U	U	
BENZENE	71-43-2	0.49	4.9	0.49	0.23	UG/KG	U	U	
BROMOCHLOROMETHANE	74-97-5	0.98	4.9	0.98	0.69	UG/KG	U	U	
BROMODICHLOROMETHANE	75-27-4	0.49	4.9	0.49	0.27	UG/KG	U	U	
BROMOFORM	75-25-2	0.49	4.9	0.49	0.32	UG/KG	U	U	
BROMOMETHANE	74-83-9	0.98	4.9	0.98	0.53	UG/KG	U	U	
CARBON DISULFIDE	75-15-0	0.49	4.9	0.49	0.43	UG/KG	U	U	
CARBON TETRACHLORIDE	56-23-5	0.49	4.9	0.49	0.36	UG/KG	U	U	
CHLOROBENZENE	108-90-7	0.49	4.9	0.49	0.32	UG/KG	U	U	
CHLOROETHANE	75-00-3	0.98	4.9	0.98	0.84	UG/KG	U	U	
CHLOROFORM	67-66-3	0.49	4.9	0.49	0.28	UG/KG	U	U	
CHLOROMETHANE	74-87-3	0.49	4.9	0.49	0.40	UG/KG	U	U	
CIS-1,3-DICHLOROPROPENE	10061-01-5	0.49	4.9	0.49	0.33	UG/KG	U	U	
DIBROMOCHLOROMETHANE	124-48-1	0.98	4.9	0.98	0.54	UG/KG	U	U	
ETHYLBENZENE	100-41-4	0.49	4.9	0.49	0.25	UG/KG	U	U	
METHYL ETHYL KETONE (2-BUT	78-93-3	2.0	20	2.0	1.4	UG/KG	U	U	
METHYL ISOBUTYL KETONE (4-	108-10-1	0.98	20	0.98	0.53	UG/KG	U	U	
METHYLENE CHLORIDE	75-09-2	0.98	4.9	0.98	0.66	UG/KG	U	U	
STYRENE	100-42-5	0.49	4.9	0.49	0.15	UG/KG	U	U	

Sample Delivery Group: 240-18449-1

TERT-BUTYL METHYL ETHER	1634-04-4	0.49	4.9	0.49	0.42	UG/KG	U	U
TETRACHLOROETHYLENE(PCE)	127-18-4	0.98	4.9	0.98	0.51	UG/KG	U	U
TOLUENE	108-88-3	0.79	4.9	0.49	0.26	UG/KG	J	J
TOTAL 1,2-DICHLOROETHENE	540-59-0	0.98	9.8	0.98	0.75	UG/KG	U	U
TRANS-1,3-DICHLOROPROPENE	10061-02-6	0.98	4.9	0.98	0.53	UG/KG	U	U
TRICHLOROETHYLENE (TCE)	79-01-6	0.49	4.9	0.49	0.41	UG/KG	U	U
VINYL CHLORIDE	75-01-4	0.49	4.9	0.49	0.38	UG/KG	U	U
XYLENES, TOTAL		1.5	9.8	1.5	0.66	UG/KG	U	U

Analysis Method SW8270D

Sample Name 072SB-0039-0001-SO **AnalysisType:** N

Lab Sample Name: 240-18449-6 **Validation Level:** IV

Analyte	CAS No	Result Value	LOQ	LOD	DL	Result	Lab Qualifier	Validation Qualifier	Validation Qualifier Code
ACENAPHTHENE	83-32-9	4.0	8.0	4.0	4.0	UG/KG	U	U	
ACENAPHTHYLENE	208-96-8	4.0	8.0	4.0	4.0	UG/KG	U	U	
ANTHRACENE	120-12-7	4.0	8.0	4.0	4.0	UG/KG	U	U	
BENZO(A)ANTHRACENE	56-55-3	5.7	8.0	4.0	4.0	UG/KG	J M	J	
BENZO(A)PYRENE	50-32-8	4.0	8.0	4.0	4.0	UG/KG	U	U	
BENZO(B)FLUORANTHENE	205-99-2	4.3	8.0	4.0	4.0	UG/KG	J M	J	
BENZO(G,H,I)PERYLENE	191-24-2	4.0	8.0	4.0	4.0	UG/KG	U	U	
BENZO(K)FLUORANTHENE	207-08-9	4.0	8.0	4.0	4.0	UG/KG	U	U	
CHRYSENE	218-01-9	7.2	8.0	4.0	1.3	UG/KG	J M	J	
DIBENZ(A,H)ANTHRACENE	53-70-3	4.0	8.0	4.0	4.0	UG/KG	U	U	
FLUORANTHENE	206-44-0	4.0	8.0	4.0	4.0	UG/KG	U	U	
FLUORENE	86-73-7	4.0	8.0	4.0	4.0	UG/KG	U	U	
INDENO(1,2,3-C,D)PYRENE	193-39-5	4.0	8.0	4.0	4.0	UG/KG	U	U	
NAPHTHALENE	91-20-3	5.2	8.0	4.0	4.0	UG/KG	J	J	
PHENANTHRENE	85-01-8	4.0	8.0	4.0	4.0	UG/KG	U	U	
PYRENE	129-00-0	4.0	8.0	4.0	4.0	UG/KG	U	U	

Sample Delivery Group: 240-18544-1

Analysis Method M8015D

Sample Name 072SB-0063-0001-SO **AnalysisType:** N

Lab Sample Name: 240-18544-1 **Validation Level:** IV

Analyte	CAS No	Result Value	LOQ	LOD	DL	Result	Lab Qualifier	Validation Qualifier	Validation Qualifier Code
C10-C20 PETROLEUM HYDROCA		10	19	10	10	MG/KG	U	U	
C20-C34 PETROLEUM HYDROCA		10	19	10	10	MG/KG	U	U	

Analysis Method M8015V

Sample Name 072SB-0063-0001-SO **AnalysisType:** N

Lab Sample Name: 240-18544-1 **Validation Level:** IV

Analyte	CAS No	Result Value	LOQ	LOD	DL	Result	Lab Qualifier	Validation Qualifier	Validation Qualifier Code
PETROLEUM HYDROCARBONS C		44	88	44	40	UG/KG	U	U	

Sample Delivery Group: 240-18544-1

Analysis Method SW6020

Sample Name 072SB-0063-0001-SO **AnalysisType:** N

Lab Sample Name: 240-18544-1 **Validation Level:** IV

Analyte	CAS No	Result Value	LOQ	LOD	DL	Result	Lab Qualifier	Validation Qualifier	Validation Qualifier Code
ALUMINUM	7429-90-5	5400.0	3.1	0.62	0.29	MG/KG			
ANTIMONY	7440-36-0	0.069	0.21	0.10	0.047	MG/KG	J	J	I, Q
ARSENIC	7440-38-2	11.0	0.10	0.052	0.019	MG/KG		J-	Q
BARIUM	7440-39-3	21.0	1.0	0.021	0.011	MG/KG	Q	J	M
BERYLLIUM	7440-41-7	0.4	0.10	0.010	0.0078	MG/KG			
CADMIUM	7440-43-9	0.15	0.10	0.031	0.014	MG/KG	Q	J	I, Q
CALCIUM	7440-70-2	1200.0	10	2.6	1.4	MG/KG		J+	Q
CHROMIUM	7440-47-3	9.2	0.21	0.041	0.023	MG/KG		J-	Q
COBALT	7440-48-4	7.7	0.052	0.010	0.0025	MG/KG	Q	J-	Q
COPPER	7440-50-8	15.0	0.21	0.062	0.034	MG/KG	Q	J-	Q
IRON	7439-89-6	17000.0	5.2	2.1	1.1	MG/KG			
LEAD	7439-92-1	11.0	0.10	0.031	0.016	MG/KG			
MAGNESIUM	7439-95-4	1600.0	10	2.1	1.1	MG/KG			
MANGANESE	7439-96-5	270.0	0.52	0.031	0.016	MG/KG	Q	J	E
NICKEL	7440-02-0	16.0	0.10	0.031	0.012	MG/KG	Q		
POTASSIUM	7440-09-7	950.0	10	6.2	3.3	MG/KG		J-	Q
SELENIUM	7782-49-2	0.38	0.52	0.10	0.053	MG/KG	J	J	I, Q
SILVER	7440-22-4	0.024	0.10	0.031	0.012	MG/KG	J	J	I, Q
SODIUM	7440-23-5	32.0	10	5.2	2.7	MG/KG		J-	Q
THALLIUM	7440-28-0	0.12	0.10	0.021	0.011	MG/KG			
VANADIUM	7440-62-2	9.8	0.10	0.062	0.031	MG/KG			
ZINC	7440-66-6	59.0	0.52	0.21	0.067	MG/KG	Q		

Analysis Method SW7471A

Sample Name 072SB-0063-0001-SO **AnalysisType:** N

Lab Sample Name: 240-18544-1 **Validation Level:** IV

Analyte	CAS No	Result Value	LOQ	LOD	DL	Result	Lab Qualifier	Validation Qualifier	Validation Qualifier Code
MERCURY	7439-97-6	0.017	0.12	0.041	0.017	MG/KG	J	J	

Sample Delivery Group: 240-18544-1

Analysis Method SW8260B

Sample Name 072SB-0063-0001-SO **AnalysisType:** N

Lab Sample Name: 240-18544-1 **Validation Level:** IV

Analyte	CAS No	Result Value	LOQ	LOD	DL	Result	Lab Qualifier	Validation Qualifier	Validation Qualifier Code
BENZENE	71-43-2	0.58	5.8	0.58	0.27	UG/KG	U J	U	
ETHYLBENZENE	100-41-4	0.58	5.8	0.58	0.30	UG/KG	U J	U	
TOLUENE	108-88-3	0.58	5.8	0.58	0.32	UG/KG	U J	U	
XYLENES, TOTAL		1.8	12	1.8	0.78	UG/KG	U J	U	

Analysis Method SW8270D

Sample Name 072SB-0063-0001-SO **AnalysisType:** N

Lab Sample Name: 240-18544-1 **Validation Level:** IV

Analyte	CAS No	Result Value	LOQ	LOD	DL	Result	Lab Qualifier	Validation Qualifier	Validation Qualifier Code
ACENAPHTHENE	83-32-9	3.7	7.6	3.7	3.7	UG/KG	U	U	
ACENAPHTHYLENE	208-96-8	3.7	7.6	3.7	3.7	UG/KG	U	U	
ANTHRACENE	120-12-7	3.7	7.6	3.7	3.7	UG/KG	U	U	
BENZO(A)ANTHRACENE	56-55-3	3.7	7.6	3.7	3.7	UG/KG	U	U	
BENZO(A)PYRENE	50-32-8	3.7	7.6	3.7	3.7	UG/KG	U	U	
BENZO(B)FLUORANTHENE	205-99-2	3.7	7.6	3.7	3.7	UG/KG	U	U	
BENZO(G,H,I)PERYLENE	191-24-2	3.7	7.6	3.7	3.7	UG/KG	U	U	
BENZO(K)FLUORANTHENE	207-08-9	3.7	7.6	3.7	3.7	UG/KG	U	U	
CHRYSENE	218-01-9	3.7	7.6	3.7	1.2	UG/KG	U	U	
DIBENZ(A,H)ANTHRACENE	53-70-3	3.7	7.6	3.7	3.7	UG/KG	U	U	
FLUORANTHENE	206-44-0	3.7	7.6	3.7	3.7	UG/KG	U	U	
FLUORENE	86-73-7	3.7	7.6	3.7	3.7	UG/KG	U	U	
INDENO(1,2,3-C,D)PYRENE	193-39-5	3.7	7.6	3.7	3.7	UG/KG	U	U	
NAPHTHALENE	91-20-3	3.7	7.6	3.7	3.7	UG/KG	U	U	
PHENANTHRENE	85-01-8	3.7	7.6	3.7	3.7	UG/KG	U	U	
PYRENE	129-00-0	3.7	7.6	3.7	3.7	UG/KG	U	U	

Sample Delivery Group: 240-18703-1

Analysis Method M8015D

Sample Name 072SB-0083-0001-SO **AnalysisType:** N

Lab Sample Name: 240-18703-9 **Validation Level:** IV

Analyte	CAS No	Result Value	LOQ	LOD	DL	Result	Lab Qualifier	Validation Qualifier	Validation Qualifier Code
C10-C20 PETROLEUM HYDROCA		11	19	11	11	MG/KG	U	U	
C20-C34 PETROLEUM HYDROCA		11	19	11	11	MG/KG	U	U	

Sample Name 072SB-0085-0001-SO **AnalysisType:** N

Lab Sample Name: 240-18703-11 **Validation Level:** IV

Analyte	CAS No	Result Value	LOQ	LOD	DL	Result	Lab Qualifier	Validation Qualifier	Validation Qualifier Code
C10-C20 PETROLEUM HYDROCA		11	20	11	11	MG/KG	U	U	
C20-C34 PETROLEUM HYDROCA		11	20	11	11	MG/KG	U	U	

Analysis Method M8015V

Sample Name 072SB-0083-0001-SO **AnalysisType:** N

Lab Sample Name: 240-18703-9 **Validation Level:** IV

Analyte	CAS No	Result Value	LOQ	LOD	DL	Result	Lab Qualifier	Validation Qualifier	Validation Qualifier Code
PETROLEUM HYDROCARBONS C		46	93	46	43	UG/KG	U	U	

Sample Name 072SB-0085-0001-SO **AnalysisType:** N

Lab Sample Name: 240-18703-11 **Validation Level:** IV

Analyte	CAS No	Result Value	LOQ	LOD	DL	Result	Lab Qualifier	Validation Qualifier	Validation Qualifier Code
PETROLEUM HYDROCARBONS C		63	130	63	58	UG/KG	U	U	

Sample Delivery Group: 240-18703-1

Analysis Method SW8260B

Sample Name 072SB-0083-0001-SO **AnalysisType:** N

Lab Sample Name: 240-18703-9 **Validation Level:** IV

Analyte	CAS No	Result Value	LOQ	LOD	DL	Result	Lab Qualifier	Validation Qualifier	Validation Qualifier Code
BENZENE	71-43-2	0.47	4.7	0.47	0.22	UG/KG	U	U	
ETHYLBENZENE	100-41-4	0.47	4.7	0.47	0.24	UG/KG	U	U	
TOLUENE	108-88-3	2.7	4.7	0.47	0.25	UG/KG	J	J	
XYLENES, TOTAL		1.4	9.4	1.4	0.63	UG/KG	U	U	

Sample Name 072SB-0085-0001-SO **AnalysisType:** N

Lab Sample Name: 240-18703-11 **Validation Level:** IV

Analyte	CAS No	Result Value	LOQ	LOD	DL	Result	Lab Qualifier	Validation Qualifier	Validation Qualifier Code
BENZENE	71-43-2	0.60	6.0	0.60	0.28	UG/KG	U	U	
ETHYLBENZENE	100-41-4	0.60	6.0	0.60	0.31	UG/KG	U	U	
TOLUENE	108-88-3	4.3	6.0	0.60	0.32	UG/KG	J	J	
XYLENES, TOTAL		1.8	12	1.8	0.80	UG/KG	U	U	

Sample Delivery Group: 240-18735-1

Analysis Method SW7196A

Sample Name 076SB-0119-0001-SO **AnalysisType:** N

Lab Sample Name: 240-18735-8 **Validation Level:** IV

Analyte	CAS No	Result Value	LOQ	LOD	DL	Result	Lab Qualifier	Validation Qualifier	Validation Qualifier Code
CHROMIUM, HEXAVALENT	18540-29-9	0.91	0.91	0.91	0.31	MG/KG	U	UJ	H

Sample Name 076SB-0122-0001-SO **AnalysisType:** N

Lab Sample Name: 240-18735-11 **Validation Level:** IV

Analyte	CAS No	Result Value	LOQ	LOD	DL	Result	Lab Qualifier	Validation Qualifier	Validation Qualifier Code
CHROMIUM, HEXAVALENT	18540-29-9	0.94	0.94	0.94	0.32	MG/KG	U	UJ	H

Sample Name 076SB-0126-0001-SO **AnalysisType:** N

Lab Sample Name: 240-18735-15 **Validation Level:** IV

Analyte	CAS No	Result Value	LOQ	LOD	DL	Result	Lab Qualifier	Validation Qualifier	Validation Qualifier Code
CHROMIUM, HEXAVALENT	18540-29-9	0.31	0.89	0.89	0.30	MG/KG	J	J-	H

Sample Name 076SB-0130-0001-SO **AnalysisType:** N

Lab Sample Name: 240-18735-19 **Validation Level:** IV

Analyte	CAS No	Result Value	LOQ	LOD	DL	Result	Lab Qualifier	Validation Qualifier	Validation Qualifier Code
CHROMIUM, HEXAVALENT	18540-29-9	0.88	0.88	0.88	0.30	MG/KG	U	UJ	H

Validated Sample Result Forms for Sampling : Ravenna Army Ammunition Plant Ravenna, Ohio
Remedial Investigation Compliance Restoration Site: RVAAP-75 George Road Sewer Treatment Plant Mercury Spill

Sample Delivery Group: 240-17467-1

Analysis Method E353.2

Sample Name 075SD-0002-0001-SD **AnalysisType:** N

Lab Sample Name: 240-17467-2 **Validation Level:** IV

Analyte	CAS No	Result Value	LOQ	LOD	DL	Result	Lab Qualifier	Validation Qualifier	Validation Qualifier Code
NITROCELLULOSE	9004-70-0	28	78	28	12	MG/KG	U	U	

Analysis Method SW7471A

Sample Name 075SD-0002-0001-SD **AnalysisType:** N

Lab Sample Name: 240-17467-2 **Validation Level:** IV

Analyte	CAS No	Result Value	LOQ	LOD	DL	Result	Lab Qualifier	Validation Qualifier	Validation Qualifier Code
MERCURY	7439-97-6	0.47	0.15	0.050	0.021	MG/KG	J	J-	Q

Analysis Method SW8082

Sample Name 075SD-0002-0001-SD **AnalysisType:** N

Lab Sample Name: 240-17467-2 **Validation Level:** IV

Analyte	CAS No	Result Value	LOQ	LOD	DL	Result	Lab Qualifier	Validation Qualifier	Validation Qualifier Code
PCB-1016 (AROCHLOR 1016)	12674-11-2	40	100	40	34	UG/KG	U	U	
PCB-1221 (AROCHLOR 1221)	11104-28-2	40	80	40	26	UG/KG	U	U	
PCB-1232 (AROCHLOR 1232)	11141-16-5	40	72	40	22	UG/KG	U	U	
PCB-1242 (AROCHLOR 1242)	53469-21-9	40	64	40	21	UG/KG	U	U	
PCB-1248 (AROCHLOR 1248)	12672-29-6	40	88	40	27	UG/KG	U	U	
PCB-1254 (AROCHLOR 1254)	11097-69-1	40	88	40	27	UG/KG	U	U	
PCB-1260 (AROCHLOR 1260)	11096-82-5	40	88	40	27	UG/KG	U	U	

Sample Delivery Group: 240-17467-1

Analysis Method SW8260B

Sample Name 075SD-0002-0001-SD **AnalysisType:** N

Lab Sample Name: 240-17467-2 **Validation Level:** IV

Analyte	CAS No	Result Value	LOQ	LOD	DL	Result	Lab Qualifier	Validation Qualifier	Validation Qualifier Code
1,1,1-TRICHLOROETHANE	71-55-6	1.5	7.6	1.5	0.86	UG/KG	U J	U	
1,1,2,2-TETRACHLOROETHANE	79-34-5	0.76	7.6	0.76	0.52	UG/KG	U J	U	
1,1,2-TRICHLOROETHANE	79-00-5	0.76	7.6	0.76	0.60	UG/KG	U	U	
1,1-DICHLOROETHANE	75-34-3	0.76	7.6	0.76	0.55	UG/KG	U	U	
1,1-DICHLOROETHENE	75-35-4	1.5	7.6	1.5	0.80	UG/KG	U	U	
1,2-DIBROMOETHANE (ETHYLEN	106-93-4	1.5	7.6	1.5	0.76	UG/KG	U	U	
1,2-DICHLOROETHANE	107-06-2	0.76	7.6	0.76	0.52	UG/KG	U	U	
1,2-DICHLOROPROPANE	78-87-5	1.5	7.6	1.5	1.1	UG/KG	U	U	
2-HEXANONE	591-78-6	1.6	31	1.5	0.96	UG/KG	J	J	
ACETONE	67-64-1	9.6	31	9.6	9.6	UG/KG	U	U	
BENZENE	71-43-2	0.76	7.6	0.76	0.35	UG/KG	U	U	
BROMOCHLOROMETHANE	74-97-5	1.5	7.6	1.5	1.1	UG/KG	U	U	
BROMODICHLOROMETHANE	75-27-4	0.76	7.6	0.76	0.43	UG/KG	U J	U	
BROMOFORM	75-25-2	0.76	7.6	0.76	0.50	UG/KG	U	U	
BROMOMETHANE	74-83-9	1.5	7.6	1.5	0.83	UG/KG	U	U	
CARBON DISULFIDE	75-15-0	1.3	7.6	0.76	0.67	UG/KG	J	J	
CARBON TETRACHLORIDE	56-23-5	0.76	7.6	0.76	0.57	UG/KG	U	U	
CHLOROBENZENE	108-90-7	0.76	7.6	0.76	0.50	UG/KG	U J	U	
CHLOROETHANE	75-00-3	1.5	7.6	1.5	1.3	UG/KG	U J	U	
CHLOROFORM	67-66-3	0.76	7.6	0.76	0.44	UG/KG	U	U	
CHLOROMETHANE	74-87-3	0.76	7.6	0.76	0.63	UG/KG	U	U	
CIS-1,3-DICHLOROPROPENE	10061-01-5	0.76	7.6	0.76	0.52	UG/KG	U J	U	
DIBROMOCHLOROMETHANE	124-48-1	1.5	7.6	1.5	0.84	UG/KG	U	U	
ETHYLBENZENE	100-41-4	0.76	7.6	0.76	0.40	UG/KG	U J	U	
METHYL ETHYL KETONE (2-BUT	78-93-3	3.1	31	3.1	2.1	UG/KG	U	U	
METHYL ISOBUTYL KETONE (4-	108-10-1	1.5	31	1.5	0.83	UG/KG	U	U	
METHYLENE CHLORIDE	75-09-2	1.5	7.6	1.5	1.0	UG/KG	U J	U	
STYRENE	100-42-5	7.6	7.6	0.76	0.23	UG/KG	J	U	B, result from 0.31

Sample Delivery Group: 240-17467-1

TERT-BUTYL METHYL ETHER	1634-04-4	0.76	7.6	0.76	0.66	UG/KG	U	U
TETRACHLOROETHYLENE(PCE)	127-18-4	1.5	7.6	1.5	0.80	UG/KG	U J	U
TOLUENE	108-88-3	0.76	7.6	0.76	0.41	UG/KG	U J	U
TOTAL 1,2-DICHLOROETHENE	540-59-0	1.5	15	1.5	1.2	UG/KG	U J	U
TRANS-1,3-DICHLOROPROPENE	10061-02-6	1.5	7.6	1.5	0.83	UG/KG	U	U
TRICHLOROETHYLENE (TCE)	79-01-6	0.76	7.6	0.76	0.64	UG/KG	U	U
VINYL CHLORIDE	75-01-4	0.76	7.6	0.76	0.60	UG/KG	U	U
XYLENES, TOTAL		2.3	15	2.3	1.0	UG/KG	U J	U

Sample Delivery Group: 240-17467-1

Analysis Method SW8270D

Sample Name 075SD-0002-0001-SD **AnalysisType:** N

Lab Sample Name: 240-17467-2 **Validation Level:** IV

Analyte	CAS No	Result Value	LOQ	LOD	DL	Result	Lab Qualifier	Validation Qualifier	Validation Qualifier Code
1,2,4-TRICHLOROBENZENE	120-82-1	43	80	43	43	UG/KG	U	U	
1,2,4-TRICHLOROBENZENE	120-82-1	43	80	43	43	UG/KG	U H	R	D
1,2-DICHLOROBENZENE	95-50-1	140.0	80	43	15	UG/KG			
1,2-DICHLOROBENZENE	95-50-1	43	80	43	15	UG/KG	U H	R	D
1,3-DICHLOROBENZENE	541-73-1	43	80	43	18	UG/KG	U H	R	D
1,3-DICHLOROBENZENE	541-73-1	43	80	43	18	UG/KG	U	U	
1,4-DICHLOROBENZENE	106-46-7	43	80	43	32	UG/KG	U H	R	D
1,4-DICHLOROBENZENE	106-46-7	50.0	80	43	32	UG/KG	J	J	
2,2'-OXYBIS(1-CHLORO)PROPAN	108-60-1	43	160	43	15	UG/KG	U	U	
2,2'-OXYBIS(1-CHLORO)PROPAN	108-60-1	43	160	43	15	UG/KG	U H J	R	D
2,4,5-TRICHLOROPHENOL	95-95-4	43	240	43	40	UG/KG	U H	R	D
2,4,5-TRICHLOROPHENOL	95-95-4	43	240	43	40	UG/KG	U	U	
2,4,6-TRICHLOROPHENOL	88-06-2	130	240	130	130	UG/KG	U	U	
2,4,6-TRICHLOROPHENOL	88-06-2	130	240	130	130	UG/KG	U H	R	D
2,4-DICHLOROPHENOL	120-83-2	43	240	43	32	UG/KG	U	U	
2,4-DICHLOROPHENOL	120-83-2	43	240	43	32	UG/KG	U H	R	D
2,4-DIMETHYLPHENOL	105-67-9	130	240	130	32	UG/KG	U	U	
2,4-DIMETHYLPHENOL	105-67-9	130	240	130	32	UG/KG	U H	R	D
2,4-DINITROPHENOL	51-28-5	130	530	130	130	UG/KG	U H	UJ	C
2,4-DINITROPHENOL	51-28-5	130	530	130	130	UG/KG	U	UJ	C
2,4-DINITROTOLUENE	121-14-2	43	320	43	43	UG/KG	U H	R	D
2,4-DINITROTOLUENE	121-14-2	43	320	43	43	UG/KG	U	R	D
2,6-DINITROTOLUENE	606-20-2	43	320	43	33	UG/KG	U	R	D
2,6-DINITROTOLUENE	606-20-2	43	320	43	33	UG/KG	U H	R	D
2-CHLORONAPHTHALENE	91-58-7	5.3	80	5.3	5.3	UG/KG	U H	R	D
2-CHLORONAPHTHALENE	91-58-7	5.3	80	5.3	5.3	UG/KG	U	U	
2-CHLOROPHENOL	95-57-8	43	80	43	43	UG/KG	U H	R	D
2-CHLOROPHENOL	95-57-8	43	80	43	43	UG/KG	U	U	

2-METHYLNAPHTHALENE	91-57-6	18.0	11	5.3	5.3	UG/KG			
2-METHYLNAPHTHALENE	91-57-6	24.0	11	5.3	5.3	UG/KG	H	R	D
2-METHYLPHENOL (O-CRESOL)	95-48-7	130	320	130	130	UG/KG	U	U	
2-METHYLPHENOL (O-CRESOL)	95-48-7	130	320	130	130	UG/KG	U H	R	D
2-NITROANILINE	88-74-4	43	320	43	15	UG/KG	U	U	
2-NITROANILINE	88-74-4	43	320	43	14	UG/KG	U H	R	D
2-NITROPHENOL	88-75-5	43	80	43	43	UG/KG	U	U	
2-NITROPHENOL	88-75-5	43	80	43	43	UG/KG	U H	R	D
3,3'-DICHLOROBENZIDINE	91-94-1	130	160	130	29	UG/KG	U H J	R	D
3,3'-DICHLOROBENZIDINE	91-94-1	130	160	130	29	UG/KG	U J	R	Q
3-NITROANILINE	99-09-2	130	320	130	25	UG/KG	U H J	R	D
3-NITROANILINE	99-09-2	130	320	130	26	UG/KG	U J	U	
4,6-DINITRO-2-METHYLPHENOL	534-52-1	130	240	130	130	UG/KG	U	UJ	C
4,6-DINITRO-2-METHYLPHENOL	534-52-1	130	240	130	130	UG/KG	U H	UJ	C
4-BROMOPHENYL PHENYL ETHE	101-55-3	43	80	43	21	UG/KG	U H	R	D
4-BROMOPHENYL PHENYL ETHE	101-55-3	43	80	43	21	UG/KG	U	U	
4-CHLORO-3-METHYLPHENOL	59-50-7	43	240	43	33	UG/KG	U	U	
4-CHLORO-3-METHYLPHENOL	59-50-7	43	240	43	33	UG/KG	U H	R	D
4-CHLOROANILINE	106-47-8	43	240	43	27	UG/KG	U	U	
4-CHLOROANILINE	106-47-8	43	240	43	27	UG/KG	U H	R	D
4-CHLOROPHENYL PHENYL ETH	7005-72-3	43	80	43	21	UG/KG	U H	R	D
4-CHLOROPHENYL PHENYL ETH	7005-72-3	43	80	43	21	UG/KG	U	U	
4-NITROANILINE	100-01-6	43	320	43	41	UG/KG	U J	UJ	Q
4-NITROANILINE	100-01-6	43	320	43	41	UG/KG	U H J	R	D
4-NITROPHENOL	100-02-7	130	530	130	130	UG/KG	U H	R	D
4-NITROPHENOL	100-02-7	130	530	130	130	UG/KG	U	U	
ACENAPHTHENE	83-32-9	19.0	11	5.3	5.3	UG/KG			
ACENAPHTHENE	83-32-9	27.0	11	5.3	5.3	UG/KG	H	R	D
ACENAPHTHYLENE	208-96-8	13.0	11	5.3	5.3	UG/KG			
ACENAPHTHYLENE	208-96-8	20.0	11	5.3	5.3	UG/KG	H	R	D
ANTHRACENE	120-12-7	57.0	11	5.3	5.3	UG/KG			
ANTHRACENE	120-12-7	77.0	11	5.3	5.3	UG/KG	H	R	D
BENZO(A)ANTHRACENE	56-55-3	140.0	11	5.3	5.3	UG/KG	H	R	D

BENZO(A)ANTHRACENE	56-55-3	230.0	11	5.3	5.3	UG/KG			
BENZO(A)PYRENE	50-32-8	160.0	11	5.3	5.3	UG/KG	H	R	D
BENZO(A)PYRENE	50-32-8	250.0	11	5.3	5.3	UG/KG			
BENZO(B)FLUORANTHENE	205-99-2	200.0	11	5.3	5.3	UG/KG	H	R	D
BENZO(B)FLUORANTHENE	205-99-2	360.0	11	5.3	5.3	UG/KG			
BENZO(G,H,I)PERYLENE	191-24-2	120.0	11	5.3	5.3	UG/KG	J	J	C
BENZO(G,H,I)PERYLENE	191-24-2	85.0	11	5.3	5.3	UG/KG	H	R	D
BENZO(K)FLUORANTHENE	207-08-9	140.0	11	5.3	5.3	UG/KG			
BENZO(K)FLUORANTHENE	207-08-9	83.0	11	5.3	5.3	UG/KG	H	R	D
BENZOIC ACID	65-85-0	530	1100	530	530	UG/KG	U H J	R	D
BENZOIC ACID	65-85-0	530	1100	530	530	UG/KG	U J	U	
BENZYL ALCOHOL	100-51-6	43	530	43	33	UG/KG	U H	R	D
BENZYL ALCOHOL	100-51-6	43	530	43	33	UG/KG	U	U	
BENZYL BUTYL PHTHALATE	85-68-7	43	80	43	16	UG/KG	U H	R	D
BENZYL BUTYL PHTHALATE	85-68-7	43	80	43	16	UG/KG	U	U	
BIS(2-CHLOROETHOXY) METHA	111-91-1	43	160	43	35	UG/KG	U H	R	D
BIS(2-CHLOROETHOXY) METHA	111-91-1	43	160	43	35	UG/KG	U	U	
BIS(2-CHLOROETHYL) ETHER (2	111-44-4	5.3	160	5.3	3.2	UG/KG	U H	R	D
BIS(2-CHLOROETHYL) ETHER (2	111-44-4	5.3	160	5.3	3.2	UG/KG	U	U	
BIS(2-ETHYLHEXYL) PHTHALAT	117-81-7	43	80	43	30	UG/KG	U H	UJ	H
CARBAZOLE	86-74-8	44.0	80	43	43	UG/KG	J	J	
CARBAZOLE	86-74-8	50.0	80	43	43	UG/KG	J H	R	D
CHRYSENE	218-01-9	160.0	11	5.3	1.8	UG/KG	H	R	D
CHRYSENE	218-01-9	270.0	11	5.3	1.8	UG/KG			
CRESOLS, M & P		130	640	130	32	UG/KG	U H	R	D
CRESOLS, M & P		130	640	130	32	UG/KG	U	U	
DIBENZ(A,H)ANTHRACENE	53-70-3	22.0	11	5.3	5.3	UG/KG	H	R	D
DIBENZ(A,H)ANTHRACENE	53-70-3	5.3	11	5.3	5.3	UG/KG	U	UJ	C
DIBENZOFURAN	132-64-9	17.0	80	5.3	5.3	UG/KG	J	J	
DIBENZOFURAN	132-64-9	39.0	80	5.3	5.3	UG/KG	J H	R	D
DIETHYL PHTHALATE	84-66-2	43	80	43	26	UG/KG	U	U	
DIETHYL PHTHALATE	84-66-2	43	80	43	25	UG/KG	U H	R	D
DIMETHYL PHTHALATE	131-11-3	43	80	43	27	UG/KG	U	U	

DIMETHYL PHTHALATE	131-11-3	43	80	43	27	UG/KG	U H	R	D
DI-N-BUTYL PHTHALATE	84-74-2	43	80	43	24	UG/KG	U H	R	D
DI-N-BUTYL PHTHALATE	84-74-2	43	80	43	24	UG/KG	U	U	
DI-N-OCTYLPHTHALATE	117-84-0	43	80	43	43	UG/KG	U H	R	D
DI-N-OCTYLPHTHALATE	117-84-0	43	80	43	43	UG/KG	U	U	
FLUORANTHENE	206-44-0	390.0	11	5.3	5.3	UG/KG	H	R	D
FLUORANTHENE	206-44-0	510.0	11	5.3	5.3	UG/KG			
FLUORENE	86-73-7	5.3	11	5.3	5.3	UG/KG	U	U	
FLUORENE	86-73-7	54.0	11	5.3	5.3	UG/KG	H	R	D
HEXACHLOROBENZENE	118-74-1	5.3	11	5.3	3.3	UG/KG	U H	R	D
HEXACHLOROBENZENE	118-74-1	5.3	11	5.3	3.3	UG/KG	U	U	
HEXACHLOROBUTADIENE	87-68-3	43	80	43	43	UG/KG	U	U	
HEXACHLOROBUTADIENE	87-68-3	43	80	43	43	UG/KG	U H	R	D
HEXACHLOROCYCLOPENTADIE	77-47-4	43	530	43	43	UG/KG	U H	R	D
HEXACHLOROCYCLOPENTADIE	77-47-4	43	530	43	43	UG/KG	U	U	
HEXACHLOROETHANE	67-72-1	43	80	43	14	UG/KG	U H J	R	D
HEXACHLOROETHANE	67-72-1	43	80	43	14	UG/KG	U J	UJ	C
INDENO(1,2,3-C,D)PYRENE	193-39-5	120.0	11	5.3	5.3	UG/KG		J	C
INDENO(1,2,3-C,D)PYRENE	193-39-5	74.0	11	5.3	5.3	UG/KG	H	R	D
ISOPHORONE	78-59-1	43	80	43	21	UG/KG	U H	R	D
ISOPHORONE	78-59-1	43	80	43	21	UG/KG	U	U	
NAPHTHALENE	91-20-3	18.0	11	5.3	5.3	UG/KG			
NAPHTHALENE	91-20-3	41.0	11	5.3	5.3	UG/KG	H	R	D
NITROBENZENE	98-95-3	5.3	160	5.3	3.5	UG/KG	U H J	R	D
NITROBENZENE	98-95-3	5.3	160	5.3	3.5	UG/KG	U	U	
N-NITROSODI-N-PROPYLAMINE	621-64-7	43	80	43	43	UG/KG	U	U	
N-NITROSODI-N-PROPYLAMINE	621-64-7	43	80	43	43	UG/KG	U H	R	D
N-NITROSODIPHENYLAMINE	86-30-6	43	80	43	33	UG/KG	U	U	
N-NITROSODIPHENYLAMINE	86-30-6	43	80	43	33	UG/KG	U H	R	D
PENTACHLOROPHENOL	87-86-5	130	240	130	130	UG/KG	U	U	
PENTACHLOROPHENOL	87-86-5	130	240	130	130	UG/KG	U H	R	D
PHENANTHRENE	85-01-8	260.0	11	5.3	5.3	UG/KG			
PHENANTHRENE	85-01-8	330.0	11	5.3	5.3	UG/KG	H	R	D

Sample Delivery Group: 240-17467-1

PHENOL	108-95-2	43	80	43	43	UG/KG	U H	R	D
PHENOL	108-95-2	43	80	43	43	UG/KG	U	U	
PYRENE	129-00-0	280.0	11	5.3	5.3	UG/KG	H	R	D
PYRENE	129-00-0	390.0	11	5.3	5.3	UG/KG			

Analysis Method SW8330

Sample Name 075SD-0002-0001-SD **AnalysisType:** N

Lab Sample Name: 240-17467-2 **Validation Level:** IV

Analyte	CAS No	Result Value	LOQ	LOD	DL	Result	Lab Qualifier	Validation Qualifier	Validation Qualifier Code
1,3,5-TRINITROBENZENE	99-35-4	0.049	0.25	0.049	0.0098	MG/KG	U	U	
1,3-DINITROBENZENE	99-65-0	0.049	0.25	0.049	0.0041	MG/KG	U	U	
2,4,6-TRINITROTOLUENE	118-96-7	0.049	0.25	0.049	0.019	MG/KG	U	U	
2,4-DINITROTOLUENE	121-14-2	0.049	0.25	0.049	0.0052	MG/KG	U	U	
2,6-DINITROTOLUENE	606-20-2	0.049	0.25	0.049	0.0072	MG/KG	U	U	
2-AMINO-4,6-DINITROTOLUENE	35572-78-2	0.049	0.25	0.049	0.012	MG/KG	U	U	
2-NITROTOLUENE	88-72-2	0.049	0.25	0.049	0.013	MG/KG	U	UJ	C
3-NITROTOLUENE	99-08-1	0.049	0.25	0.049	0.015	MG/KG	U	U	
4-AMINO-2,6-DINITROTOLUENE	19406-51-0	0.049	0.25	0.049	0.0098	MG/KG	U	U	
4-NITROTOLUENE	99-99-0	0.049	0.25	0.049	0.018	MG/KG	U	U	
HMX	2691-41-0	0.049	0.25	0.049	0.012	MG/KG	U	U	
NITROBENZENE	98-95-3	0.049	0.25	0.049	0.017	MG/KG	U	R	D
NITROGLYCERIN	55-63-0	0.25	0.49	0.25	0.015	MG/KG	U	U	
NITROGUANIDINE	556-88-7	0.039	0.24	0.039	0.019	MG/KG	U J	UJ	Q
PETN	78-11-5	0.25	0.49	0.25	0.025	MG/KG	U	U	
RDX	121-82-4	0.049	0.25	0.049	0.012	MG/KG	U	UJ	C
TETRYL	479-45-8	0.029	0.25	0.049	0.0098	MG/KG	J	NJ	*III

Sample Delivery Group: 240-17467-2

Analysis Method SW6020

Sample Name 075SD-0002-0001-SD **AnalysisType:** N

Lab Sample Name: 240-17467-2 **Validation Level:** IV

Analyte	CAS No	Result Value	LOQ	LOD	DL	Result	Lab Qualifier	Validation Qualifier	Validation Qualifier Code
ALUMINUM	7429-90-5	12000.0	4.4	0.88	0.42	MG/KG	J	J	E
ANTIMONY	7440-36-0	0.21	0.29	0.15	0.067	MG/KG	J	J-	Q
ARSENIC	7440-38-2	9.5	0.15	0.074	0.027	MG/KG		J-	Q
BARIUM	7440-39-3	110.0	1.5	0.029	0.016	MG/KG	Q	J-	Q
BERYLLIUM	7440-41-7	0.89	0.15	0.015	0.011	MG/KG			
CADMIUM	7440-43-9	0.63	0.15	0.044	0.019	MG/KG			
CALCIUM	7440-70-2	6400.0	15	3.7	1.9	MG/KG	J	J	
CHROMIUM	7440-47-3	15.0	0.29	0.059	0.033	MG/KG		J-	E, Q
COBALT	7440-48-4	9.6	0.074	0.015	0.0035	MG/KG	Q		
COPPER	7440-50-8	17.0	0.29	0.088	0.049	MG/KG	Q		
IRON	7439-89-6	20000.0	7.4	2.9	1.6	MG/KG	J	J	
LEAD	7439-92-1	22.0	0.15	0.044	0.023	MG/KG			
MAGNESIUM	7439-95-4	2800.0	15	2.9	1.6	MG/KG	J	J-	Q
MANGANESE	7439-96-5	2200.0	0.74	0.044	0.023	MG/KG	Q J	J	
NICKEL	7440-02-0	21.0	0.15	0.044	0.017	MG/KG	Q	J-	Q
POTASSIUM	7440-09-7	1400.0	15	8.8	4.6	MG/KG	J	J-	E, Q
SELENIUM	7782-49-2	1.3	0.74	0.15	0.075	MG/KG		J-	Q
SILVER	7440-22-4	1.5	0.15	0.044	0.017	MG/KG			
SODIUM	7440-23-5	75.0	15	7.4	3.9	MG/KG		J	E
THALLIUM	7440-28-0	0.21	0.15	0.029	0.015	MG/KG			
VANADIUM	7440-62-2	20.0	0.15	0.088	0.044	MG/KG		J-	E, Q
ZINC	7440-66-6	140.0	0.74	0.29	0.095	MG/KG	Q J	J	

Validated Sample Result Forms for Sampling : Ravenna Army Ammunition Plant Ravenna, Ohio
Remedial Investigation Compliance Restoration Site: RVAAP-77
Building 1037 Laundry Waste Water Sump

Sample Delivery Group: 240-17525-1_(77-SS)2

Analysis Method E353.2

Sample Name 077SS-0001M-0001-SO **AnalysisType:** N

Lab Sample Name: 240-17525-5 **Validation Level:** IV

Analyte	CAS No	Result Value	LOQ	LOD	DL	Result	Lab Qualifier	Validation Qualifier	Validation Qualifier Code
NITROCELLULOSE	9004-70-0	17	45	17	7.1	MG/KG	U	U	

Sample Delivery Group: 240-17525-1_(77-SS)2

Analysis Method SW6020

Sample Name 077SS-0001M-0001-SO **AnalysisType:** N

Lab Sample Name: 240-17525-5 **Validation Level:** IV

Analyte	CAS No	Result Value	LOQ	LOD	DL	Result	Lab Qualifier	Validation Qualifier	Validation Qualifier Code
ALUMINUM	7429-90-5	8200	2.5	0.5	0.24	MG/KG			
ANTIMONY	7440-36-0	0.2	0.17	0.083	0.038	MG/KG		J	I, Q
ARSENIC	7440-38-2	12	0.083	0.041	0.015	MG/KG		J-	Q
BARIUM	7440-39-3	49	0.83	0.017	0.0088	MG/KG	Q	J	M
BERYLLIUM	7440-41-7	0.46	0.083	0.008	0.0062	MG/KG			
CADMIUM	7440-43-9	0.19	0.083	0.025	0.011	MG/KG		J	I, Q
CALCIUM	7440-70-2	4500	8.3	2.1	1.1	MG/KG		J	A, E
CHROMIUM	7440-47-3	18	0.17	0.033	0.018	MG/KG			
COBALT	7440-48-4	7.4	0.041	0.008	0.002	MG/KG	Q		
COPPER	7440-50-8	16	0.17	0.05	0.027	MG/KG	Q	J	Q
IRON	7439-89-6	22000	4.1	1.7	0.89	MG/KG			
LEAD	7439-92-1	22	0.083	0.025	0.013	MG/KG			
MAGNESIUM	7439-95-4	2800	8.3	1.7	0.89	MG/KG		J+	Q
MANGANESE	7439-96-5	540	0.41	0.025	0.013	MG/KG	Q		
NICKEL	7440-02-0	24	0.083	0.025	0.0093	MG/KG	Q		
POTASSIUM	7440-09-7	830	8.3	5	2.6	MG/KG		J+	Q
SELENIUM	7782-49-2	0.56	0.41	0.083	0.042	MG/KG		J-	Q
SILVER	7440-22-4	0.027	0.083	0.025	0.0094	MG/KG	J	J+	I
SODIUM	7440-23-5	29	8.3	4.1	2.2	MG/KG		UJ	E, F
THALLIUM	7440-28-0	0.13	0.083	0.017	0.0084	MG/KG			
VANADIUM	7440-62-2	16	0.083	0.05	0.025	MG/KG			
ZINC	7440-66-6	63	0.41	0.17	0.054	MG/KG	Q		

Analysis Method SW7471A

Sample Name 077SS-0001M-0001-SO **AnalysisType:** N

Lab Sample Name: 240-17525-5 **Validation Level:** IV

Analyte	CAS No	Result Value	LOQ	LOD	DL	Result	Lab Qualifier	Validation Qualifier	Validation Qualifier Code
MERCURY	7439-97-6	0.045	0.1	0.033	0.014	MG/KG	J	J	

Sample Delivery Group: 240-17525-1_(77-SS)2

Analysis Method SW8081

Sample Name 077SS-0001M-0001-SO **AnalysisType:** N

Lab Sample Name: 240-17525-5 **Validation Level:** IV

Analyte	CAS No	Result Value	LOQ	LOD	DL	Result	Lab Qualifier	Validation Qualifier	Validation Qualifier Code
ALDRIN	309-00-2	13	40	13	12	UG/KG	U	U	
ALPHA BHC (ALPHA HEXACHLO	319-84-6	13	25	13	7.3	UG/KG	U	U	
ALPHA ENDOSULFAN	959-98-8	6.7	17	6.7	5.2	UG/KG	U	U	
ALPHA-CHLORDANE	5103-71-9	13	30	13	9.5	UG/KG	U	U	
BETA BHC (BETA HEXACHLORO	319-85-7	13	35	13	11	UG/KG	U J	U	
BETA ENDOSULFAN	33213-65-9	13	25	13	8.2	UG/KG	U	U	
DELTA BHC (DELTA HEXACHLO	319-86-8	13	40	13	12	UG/KG	U	U	
DIELDRIN	60-57-1	6.7	17	6.7	4.7	UG/KG	U	U	
ENDOSULFAN SULFATE	1031-07-8	13	30	13	8.8	UG/KG	U	U	
ENDRIN	72-20-8	6.7	17	6.7	5	UG/KG	U	U	
ENDRIN ALDEHYDE	7421-93-4	13	30	13	10	UG/KG	U	U	
ENDRIN KETONE	53494-70-5	6.7	20	6.7	6.3	UG/KG	U	U	
GAMMA BHC (LINDANE)	58-89-9	13	25	13	7.4	UG/KG	U	U	
GAMMA-CHLORDANE	5566-34-7	6.7	17	6.7	4.2	UG/KG	U	U	
HEPTACHLOR	76-44-8	13	35	13	11	UG/KG	U	U	
HEPTACHLOR EPOXIDE	1024-57-3	13	25	13	8	UG/KG	U J	U	
METHOXYCHLOR	72-43-5	33	50	33	15	UG/KG	U J	U	
P,P'-DDD	72-54-8	6.7	20	6.7	6.2	UG/KG	U	U	
P,P'-DDE	72-55-9	5.2	17	6.7	3.9	UG/KG	J D	J	
P,P'-DDT	50-29-3	6.7	20	6.7	6.3	UG/KG	U	U	
TOXAPHENE	8001-35-2	200	670	200	190	UG/KG	U	UJ	C

Sample Delivery Group: 240-17525-1_(77-SS)2

Analysis Method SW8082

Sample Name 077SS-0001M-0001-SO **AnalysisType:** N

Lab Sample Name: 240-17525-5 **Validation Level:** IV

Analyte	CAS No	Result Value	LOQ	LOD	DL	Result	Lab Qualifier	Validation Qualifier	Validation Qualifier Code
PCB-1016 (AROCHLOR 1016)	12674-11-2	25	65	25	21	UG/KG	U	U	
PCB-1221 (AROCHLOR 1221)	11104-28-2	25	50	25	16	UG/KG	U	U	
PCB-1232 (AROCHLOR 1232)	11141-16-5	25	45	25	14	UG/KG	U	U	
PCB-1242 (AROCHLOR 1242)	53469-21-9	25	40	25	13	UG/KG	U	U	
PCB-1248 (AROCHLOR 1248)	12672-29-6	25	55	25	17	UG/KG	U	U	
PCB-1254 (AROCHLOR 1254)	11097-69-1	25	55	25	17	UG/KG	U	U	
PCB-1260 (AROCHLOR 1260)	11096-82-5	25	55	25	17	UG/KG	U	U	

Sample Delivery Group: 240-17525-1_(77-SS)2

Analysis Method SW8260B

Sample Name 077SS-0001M-0001-SO **AnalysisType:** N

Lab Sample Name: 240-17525-5 **Validation Level:** IV

Analyte	CAS No	Result Value	LOQ	LOD	DL	Result	Lab Qualifier	Validation Qualifier	Validation Qualifier Code
1,1,1-TRICHLOROETHANE	71-55-6	0.99	4.9	0.99	0.55	UG/KG	U J	U	
1,1,2,2-TETRACHLOROETHANE	79-34-5	0.51	5.1	0.51	0.35	UG/KG	U	U	
1,1,2-TRICHLOROETHANE	79-00-5	0.51	5.1	0.51	0.4	UG/KG	U J	U	
1,1-DICHLOROETHANE	75-34-3	0.51	5.1	0.51	0.37	UG/KG	U	U	
1,1-DICHLOROETHENE	75-35-4	1	5.1	1	0.54	UG/KG	U J	U	
1,2-DIBROMOETHANE (ETHYLEN	106-93-4	1	5.1	1	0.51	UG/KG	U J	U	
1,2-DICHLOROETHANE	107-06-2	0.51	5.1	0.51	0.35	UG/KG	U J	U	
1,2-DICHLOROPROPANE	78-87-5	1	5.1	1	0.71	UG/KG	U	U	
2-HEXANONE	591-78-6	1	21	1	0.65	UG/KG	U J	U	
ACETONE	67-64-1	6.2	20	6.2	6.2	UG/KG	U J	U	
BENZENE	71-43-2	0.51	5.1	0.51	0.24	UG/KG	U J	U	
BROMOCHLOROMETHANE	74-97-5	1	5.1	1	0.73	UG/KG	U J	U	
BROMODICHLOROMETHANE	75-27-4	0.51	5.1	0.51	0.29	UG/KG	U J	U	
BROMOFORM	75-25-2	0.51	5.1	0.51	0.34	UG/KG	U J	U	
BROMOMETHANE	74-83-9	1	5.1	1	0.56	UG/KG	U J	U	
CARBON DISULFIDE	75-15-0	0.51	5.1	0.51	0.45	UG/KG	U J	U	
CARBON TETRACHLORIDE	56-23-5	0.49	4.9	0.49	0.37	UG/KG	U J	U	
CHLOROBENZENE	108-90-7	0.51	5.1	0.51	0.34	UG/KG	U J	U	
CHLOROETHANE	75-00-3	1	5.1	1	0.89	UG/KG	U	U	
CHLOROFORM	67-66-3	0.51	5.1	0.51	0.3	UG/KG	U	U	
CHLOROMETHANE	74-87-3	0.51	5.1	0.51	0.42	UG/KG	U	U	
CIS-1,3-DICHLOROPROPENE	10061-01-5	0.51	5.1	0.51	0.35	UG/KG	U	U	
DIBROMOCHLOROMETHANE	124-48-1	1	5.1	1	0.57	UG/KG	U J	U	
ETHYLBENZENE	100-41-4	0.51	5.1	0.51	0.27	UG/KG	U J	U	
METHYL ETHYL KETONE (2-BUT	78-93-3	2.1	21	2.1	1.4	UG/KG	U J	U	
METHYL ISOBUTYL KETONE (4-	108-10-1	1	21	1	0.56	UG/KG	U J	U	
METHYLENE CHLORIDE	75-09-2	1	5.1	1	0.69	UG/KG	U J	U	
STYRENE	100-42-5	0.51	5.1	0.51	0.15	UG/KG	U J	U	

Sample Delivery Group: 240-17525-1_(77-SS)2

TERT-BUTYL METHYL ETHER	1634-04-4	0.51	5.1	0.51	0.44	UG/KG	U J	U
TETRACHLOROETHYLENE(PCE)	127-18-4	1	5.1	1	0.54	UG/KG	U J	U
TOLUENE	108-88-3	0.51	5.1	0.51	0.28	UG/KG	U J	U
TOTAL 1,2-DICHLOROETHENE	540-59-0	1	10	1	0.79	UG/KG	U J	U
TRANS-1,3-DICHLOROPROPENE	10061-02-6	1	5.1	1	0.56	UG/KG	U J	U
TRICHLOROETHYLENE (TCE)	79-01-6	0.51	5.1	0.51	0.43	UG/KG	U	U
VINYL CHLORIDE	75-01-4	0.51	5.1	0.51	0.4	UG/KG	U J	U
XYLENES, TOTAL		1.5	10	1.5	0.69	UG/KG	U J	U

Sample Delivery Group: 240-17525-1_(77-SS)2

Analysis Method SW8270C

Sample Name 077SS-0001M-0001-SO **AnalysisType:** N

Lab Sample Name: 240-17525-5 **Validation Level:** IV

Analyte	CAS No	Result Value	LOQ	LOD	DL	Result	Lab Qualifier	Validation Qualifier	Validation Qualifier Code
1,2,4-TRICHLOROBENZENE	120-82-1	110	200	110	110	UG/KG	U	U	
1,2-DICHLOROBENZENE	95-50-1	110	200	110	39	UG/KG	U	U	
1,3-DICHLOROBENZENE	541-73-1	110	200	110	45	UG/KG	U	U	
1,4-DICHLOROBENZENE	106-46-7	110	200	110	81	UG/KG	U	U	
2,4,5-TRICHLOROPHENOL	95-95-4	110	610	110	100	UG/KG	U	U	
2,4,6-TRICHLOROPHENOL	88-06-2	320	610	320	320	UG/KG	U	U	
2,4-DICHLOROPHENOL	120-83-2	110	610	110	81	UG/KG	U	U	
2,4-DIMETHYLPHENOL	105-67-9	320	610	320	81	UG/KG	U	U	
2,4-DINITROPHENOL	51-28-5	320	1300	320	320	UG/KG	U	U	
2,4-DINITROTOLUENE	121-14-2	110	810	110	110	UG/KG	U	R	D
2,6-DINITROTOLUENE	606-20-2	110	810	110	85	UG/KG	U	R	D
2-CHLORONAPHTHALENE	91-58-7	13	200	13	13	UG/KG	U	U	
2-CHLOROPHENOL	95-57-8	110	200	110	110	UG/KG	U	U	
2-METHYLNAPHTHALENE	91-57-6	54	27	13	13	UG/KG			
2-METHYLPHENOL (O-CRESOL)	95-48-7	320	810	320	320	UG/KG	U	U	
2-NITROANILINE	88-74-4	110	810	110	37	UG/KG	U	U	
2-NITROPHENOL	88-75-5	110	200	110	110	UG/KG	U	U	
3,3'-DICHLOROBENZIDINE	91-94-1	320	410	320	73	UG/KG	U	UJ	C
3-NITROANILINE	99-09-2	320	810	320	65	UG/KG	U	U	
4,6-DINITRO-2-METHYLPHENOL	534-52-1	320	610	320	320	UG/KG	U	U	
4-BROMOPHENYL PHENYL ETHE	101-55-3	110	200	110	53	UG/KG	U	U	
4-CHLORO-3-METHYLPHENOL	59-50-7	110	610	110	85	UG/KG	U	U	
4-CHLOROANILINE	106-47-8	110	610	110	69	UG/KG	U	U	
4-CHLOROPHENYL PHENYL ETH	7005-72-3	110	200	110	53	UG/KG	U	U	
4-NITROANILINE	100-01-6	110	810	110	110	UG/KG	U	U	
4-NITROPHENOL	100-02-7	320	1300	320	320	UG/KG	U	U	
ACENAPHTHENE	83-32-9	13	27	13	13	UG/KG	U	U	
ACENAPHTHYLENE	208-96-8	13	27	13	13	UG/KG	U	U	

Sample Delivery Group: 240-17525-1_(77-SS)2

ANTHRACENE	120-12-7	13	27	13	13	UG/KG	U	U	
BENZO(A)ANTHRACENE	56-55-3	57	27	13	13	UG/KG			
BENZO(A)PYRENE	50-32-8	88	27	13	13	UG/KG			
BENZO(B)FLUORANTHENE	205-99-2	91	27	13	13	UG/KG			
BENZO(G,H,I)PERYLENE	191-24-2	47	27	13	13	UG/KG	M		
BENZO(K)FLUORANTHENE	207-08-9	18	27	13	13	UG/KG	J M	J	
BENZOIC ACID	65-85-0	1400	2700	1400	1400	UG/KG	U	R	Q
BENZYL ALCOHOL	100-51-6	110	1300	110	85	UG/KG	U	U	
BENZYL BUTYL PHTHALATE	85-68-7	110	200	110	41	UG/KG	U	U	
BIS(2-CHLOROETHOXY) METHA	111-91-1	110	410	110	89	UG/KG	U	U	
BIS(2-CHLOROETHYL) ETHER (2	111-44-4	13	410	13	8.1	UG/KG	U	U	
BIS(2-CHLOROISOPROPYL) ETHE	108-60-1	110	410	110	39	UG/KG	U	U	
BIS(2-ETHYLHEXYL) PHTHALAT	117-81-7	110	200	110	77	UG/KG	U	U	
CARBAZOLE	86-74-8	110	200	110	110	UG/KG	U	U	
CHRYSENE	218-01-9	66	27	13	4.5	UG/KG			
CRESOLS, M & P		320	1600	320	81	UG/KG	U	U	
DIBENZ(A,H)ANTHRACENE	53-70-3	13	27	13	13	UG/KG	U	U	
DIBENZOFURAN	132-64-9	14	200	13	13	UG/KG	J	J	
DIETHYL PHTHALATE	84-66-2	110	200	110	65	UG/KG	U	U	
DIMETHYL PHTHALATE	131-11-3	110	200	110	69	UG/KG	U	U	
DI-N-BUTYL PHTHALATE	84-74-2	110	200	110	61	UG/KG	U	U	
DI-N-OCTYLPHTHALATE	117-84-0	110	200	110	110	UG/KG	U	U	
FLUORANTHENE	206-44-0	120	27	13	13	UG/KG			
FLUORENE	86-73-7	13	27	13	13	UG/KG	U	U	
HEXACHLOROBENZENE	118-74-1	13	27	13	8.5	UG/KG	U	U	
HEXACHLOROBUTADIENE	87-68-3	110	200	110	110	UG/KG	U	U	
HEXACHLOROCYCLOPENTADIE	77-47-4	110	1300	110	110	UG/KG	U	U	
HEXACHLOROETHANE	67-72-1	110	200	110	37	UG/KG	U	U	
INDENO(1,2,3-C,D)PYRENE	193-39-5	55	27	13	13	UG/KG			
ISOPHORONE	78-59-1	110	200	110	53	UG/KG	U	U	
NAPHTHALENE	91-20-3	44	27	13	13	UG/KG			
NITROBENZENE	98-95-3	13	410	13	8.9	UG/KG	U	U	
N-NITROSODI-N-PROPYLAMINE	621-64-7	110	200	110	110	UG/KG	U	U	

Sample Delivery Group: 240-17525-1_(77-SS)2

N-NITROSODIPHENYLAMINE	86-30-6	110	200	110	85	UG/KG	U	R	C
PENTACHLOROPHENOL	87-86-5	320	610	320	320	UG/KG	U	U	
PHENANTHRENE	85-01-8	77	27	13	13	UG/KG			
PHENOL	108-95-2	110	200	110	110	UG/KG	U	U	
PYRENE	129-00-0	95	27	13	13	UG/KG			

Analysis Method SW8330B

Sample Name 077SS-0001M-0001-SO **AnalysisType:** N

Lab Sample Name: 240-17525-5 **Validation Level:** IV

Analyte	CAS No	Result Value	LOQ	LOD	DL	Result	Lab Qualifier	Validation Qualifier	Validation Qualifier Code
1,3,5-TRINITROBENZENE	99-35-4	0.05	0.25	0.05	0.01	MG/KG	U	U	
1,3-DINITROBENZENE	99-65-0	0.05	0.25	0.05	0.0042	MG/KG	U	U	
2,4,6-TRINITROTOLUENE	118-96-7	0.05	0.25	0.05	0.019	MG/KG	U	U	
2,4-DINITROTOLUENE	121-14-2	0.05	0.25	0.05	0.0053	MG/KG	U	U	
2,6-DINITROTOLUENE	606-20-2	0.05	0.25	0.05	0.0073	MG/KG	U	U	
2-AMINO-4,6-DINITROTOLUENE	35572-78-2	0.05	0.25	0.05	0.013	MG/KG	U	U	
2-NITROTOLUENE	88-72-2	0.05	0.25	0.05	0.013	MG/KG	U	UJ	C
3-NITROTOLUENE	99-08-1	0.05	0.25	0.05	0.016	MG/KG	U	U	
4-AMINO-2,6-DINITROTOLUENE	19406-51-0	0.05	0.25	0.05	0.01	MG/KG	U	U	
4-NITROTOLUENE	99-99-0	0.05	0.25	0.05	0.018	MG/KG	U	U	
HEXAHYDRO-1,3,5-TRINITRO-1,3,	121-82-4	0.05	0.25	0.05	0.012	MG/KG	U	UJ	C
NITROBENZENE	98-95-3	0.05	0.25	0.05	0.018	MG/KG	U	R	D
NITROGLYCERIN	55-63-0	0.25	0.5	0.25	0.015	MG/KG	U	U	
NITROGUANIDINE	556-88-7	0.04	0.25	0.04	0.02	MG/KG	U	U	
OCTAHYDRO-1,3,5,7-TETRANITR	2691-41-0	0.05	0.25	0.05	0.012	MG/KG	U	U	
PENTAERYTHRITOL TETRANITR	78-11-5	0.25	0.5	0.25	0.025	MG/KG	U	U	
TETRYL	479-45-8	0.05	0.25	0.05	0.01	MG/KG	U	U	

Validated Sample Result Forms for Sampling : Ravenna Army Ammunition Plant Ravenna, Ohio
Remedial Investigation Compliance Restoration Site: RVAAP-83 Former Buildings 1031 and 1039

Sample Delivery Group: 99211_83_0813

Analysis Method BNASIM

Sample Name 083SB-0005M-0001-SO **AnalysisType:** N

Lab Sample Name: 337818 **Validation Level:** IV

Analyte	CAS No	Result Value	LOQ	LOD	DL	Result	Lab Qualifier	Validation Qualifier	Validation Qualifier Code
2-METHYLNAPHTHALENE	91-57-6	1.9	1.6	0.85	0.23	ug/kg			
ACENAPHTHENE	83-32-9	0.78	1.6	0.85	0.35	ug/kg	J	J	
ACENAPHTHYLENE	208-96-8	0.85	1.6	0.85	0.25	ug/kg	U	U	
ANTHRACENE	120-12-7	2.1	1.6	0.85	0.33	ug/kg			
BENZO(A)ANTHRACENE	56-55-3	7.3	1.6	0.85	0.34	ug/kg			
BENZO(A)PYRENE	50-32-8	3.2	1.6	0.85	0.3	ug/kg			
BENZO(B)FLUORANTHENE	205-99-2	8.9	1.6	0.85	0.42	ug/kg			
BENZO(G,H,I)PERYLENE	191-24-2	6	1.6	0.85	0.41	ug/kg			
BENZO(K)FLUORANTHENE	207-08-9	1.9	1.6	0.85	0.39	ug/kg			
CHRYSENE	218-01-9	8.3	1.6	0.85	0.37	ug/kg			
DIBENZ(A,H)ANTHRACENE	53-70-3	1.2	1.6	0.85	0.37	ug/kg	J	J	
FLUORANTHENE	206-44-0	10	1.6	0.85	0.38	ug/kg			
FLUORENE	86-73-7	0.93	1.6	0.85	0.38	ug/kg	J	J	
INDENO(1,2,3-C,D)PYRENE	193-39-5	3.6	1.6	0.85	0.38	ug/kg			
NAPHTHALENE	91-20-3	2	1.6	0.85	0.29	ug/kg			
PHENANTHRENE	85-01-8	11	1.6	0.85	0.48	ug/kg			
PYRENE	129-00-0	8.1	1.6	0.85	0.43	ug/kg			

Analysis Method E353.2

Sample Name 083SB-0005M-0001-SO **AnalysisType:** N

Lab Sample Name: 337818 **Validation Level:** IV

Analyte	CAS No	Result Value	LOQ	LOD	DL	Result	Lab Qualifier	Validation Qualifier	Validation Qualifier Code
NITROCELLULOSE	9004-70-0	100	200	100	33	mg/kg	U	U	

Sample Delivery Group: 99211_83_0813

Analysis Method SW6010C

Sample Name 083SB-0005M-0001-SO **AnalysisType:** N **Validation Leve** IV

Lab Sample Name: 337818

Analyte	CAS No	Result Value	LOQ	Result	Lab Qualifier	Validation Qualifier	Validation Qualifier Code
ALUMINUM	7429-90-5	12500	1.2	mg/kg			
ANTIMONY	7440-36-0	1.2	4.1	mg/kg	JV	J-	Q, *III
ARSENIC	7440-38-2	13.9	4.1	mg/kg		J-	Q
BARIUM	7440-39-3	78.1	0.26	mg/kg	B	J-	A, P, Q, *III
BERYLLIUM	7440-41-7	0.68	0.21	mg/kg		J-	P, Q
CADMIUM	7440-43-9	0.1	0.21	mg/kg	U	UJ	P, Q
CALCIUM	7440-70-2	28900	7.3	mg/kg		J-	P
CHROMIUM	7440-47-3	18.3	0.73	mg/kg		J-	P, Q, *III
COBALT	7440-48-4	11.8	1.2	mg/kg		J-	P, Q
COPPER	7440-50-8	21.3	2.1	mg/kg		J-	Q
IRON	7439-89-6	27200	9.3	mg/kg			
LEAD	7439-92-1	11.8	1.3	mg/kg		J-	P, Q
MAGNESIUM	7439-95-4	7530	4.1	mg/kg		J-	A, P, Q, *III
MANGANESE	7439-96-5	428	0.78	mg/kg			
NICKEL	7440-02-0	29.2	0.62	mg/kg		J-	P, Q, *III
POTASSIUM	7440-09-7	1300	68	mg/kg			
SELENIUM	7782-49-2	0.24	0.41	mg/kg	U	UJ	Q, $, *III
SILVER	7440-22-4	0.12	0.1	mg/kg	U	UJ	Q, $, *III
SODIUM	7440-23-5	55.2	25	mg/kg			
THALLIUM	7440-28-0	0.79	2.5	mg/kg	JV	UJ	B, P, Q, *III
VANADIUM	7440-62-2	18.8	0.41	mg/kg	B	J-	P, Q
ZINC	7440-66-6	70.2	1.6	mg/kg		J-	P, Q, *III

Sample Delivery Group: 99211_83_0813

Analysis Method SW7471B

Sample Name 083SB-0005M-0001-SO **AnalysisType:** N

Lab Sample Name: 337818 **Validation Level:** IV

Analyte	CAS No	Result Value	LOQ	LOD	DL	Result	Lab Qualifier	Validation Qualifier	Validation Qualifier Code
MERCURY	7439-97-6	0.013	0.009	0.004	0.0023	mg/kg		J+	Q

Analysis Method SW8082

Sample Name 083SB-0012M-0001-SO **AnalysisType:** N

Lab Sample Name: 337828 **Validation Level:** IV

Analyte	CAS No	Result Value	LOQ	LOD	DL	Result	Lab Qualifier	Validation Qualifier	Validation Qualifier Code
PCB-1016 (AROCHLOR 1016)	12674-11-2	21	31	21	5.2	ug/kg	U	U	
PCB-1221 (AROCHLOR 1221)	11104-28-2	21	31	21	7.2	ug/kg	U	U	
PCB-1232 (AROCHLOR 1232)	11141-16-5	21	31	21	9.3	ug/kg	U	U	
PCB-1242 (AROCHLOR 1242)	53469-21-9	21	31	21	7.2	ug/kg	U	U	
PCB-1248 (AROCHLOR 1248)	12672-29-6	21	31	21	7.2	ug/kg	U	U	
PCB-1254 (AROCHLOR 1254)	11097-69-1	21	31	21	9.3	ug/kg	U	U	
PCB-1260 (AROCHLOR 1260)	11096-82-5	21	31	21	6.2	ug/kg	U	U	
PCB-1262 (AROCHLOR 1262)	37324-23-5	21	31	21	7.2	ug/kg	U	U	
PCB-1268 (AROCHLOR 1268)	11100-14-4	21	31	21	5.2	ug/kg	U	U	

Sample Delivery Group: 99211_83_0813

Analysis Method SW8260C

Sample Name 083SB-0002M-0001-SO **AnalysisType:** N

Lab Sample Name: 338808 **Validation Level:** IV

Analyte	CAS No	Result Value	LOQ	LOD	DL	Result	Lab Qualifier	Validation Qualifier	Validation Qualifier Code
BENZENE	71-43-2	0.95	1.9	0.95	0.28	ug/kg	U	U	
ETHYLBENZENE	100-41-4	0.95	1.9	0.95	0.38	ug/kg	U	U	
TOLUENE	108-88-3	0.95	1.9	0.95	0.38	ug/kg	U	U	
XYLENES, TOTAL		1.9	3.8	1.9	0.66	ug/kg	U	U	

Sample Name 083SB-0005M-0001-SO **AnalysisType:** N

Lab Sample Name: 337819 **Validation Level:** IV

Analyte	CAS No	Result Value	LOQ	LOD	DL	Result	Lab Qualifier	Validation Qualifier	Validation Qualifier Code
1,1,1-TRICHLOROETHANE	71-55-6	0.9	1.8	0.9	0.27	ug/kg	U	U	
1,1,2,2-TETRACHLOROETHANE	79-34-5	0.9	1.8	0.9	0.45	ug/kg	U	U	
1,1,2-TRICHLOROETHANE	79-00-5	0.9	1.8	0.9	0.36	ug/kg	U	U	
1,1-DICHLOROETHANE	75-34-3	0.9	1.8	0.9	0.36	ug/kg	U	U	
1,1-DICHLOROETHENE	75-35-4	0.9	1.8	0.9	0.36	ug/kg	U	U	
1,2-DIBROMOETHANE (ETHYLEN	106-93-4	0.9	1.8	0.9	0.36	ug/kg	U	U	
1,2-DICHLOROETHANE	107-06-2	0.9	1.8	0.9	0.45	ug/kg	U	U	
1,2-DICHLOROPROPANE	78-87-5	0.9	1.8	0.9	0.36	ug/kg	U	U	
2-HEXANONE	591-78-6	18	36	18	9.9	ug/kg	U	U	
ACETONE	67-64-1	9	18	9	9	ug/kg	U	U	
BENZENE	71-43-2	0.9	1.8	0.9	0.27	ug/kg	U	U	
BROMOCHLOROMETHANE	74-97-5	0.9	1.8	0.9	0.36	ug/kg	U	U	
BROMODICHLOROMETHANE	75-27-4	0.9	1.8	0.9	0.36	ug/kg	U	U	
BROMOFORM	75-25-2	0.9	1.8	0.9	0.36	ug/kg	U	U	
BROMOMETHANE	74-83-9	0.9	1.8	0.9	0.63	ug/kg	U	U	
CARBON DISULFIDE	75-15-0	1.8	3.6	1.8	0.81	ug/kg	U	U	
CARBON TETRACHLORIDE	56-23-5	0.9	1.8	0.9	0.27	ug/kg	U	U	
CHLOROBENZENE	108-90-7	0.9	1.8	0.9	0.36	ug/kg	U	U	
CHLOROETHANE	75-00-3	0.9	1.8	0.9	0.45	ug/kg	U	UJ	C
CHLOROFORM	67-66-3	0.9	1.8	0.9	0.36	ug/kg	U	U	

Sample Delivery Group: 99211_83_0813

CHLOROMETHANE	74-87-3	0.9	1.8	0.9	0.36	ug/kg	U	**U**	
CIS-1,2-DICHLOROETHYLENE	156-59-2	0.9	1.8	0.9	0.36	ug/kg	U	**U**	
CIS-1,3-DICHLOROPROPENE	10061-01-5	0.9	1.8	0.9	0.27	ug/kg	U	**U**	
DIBROMOCHLOROMETHANE	124-48-1	0.9	1.8	0.9	0.36	ug/kg	U	**U**	
ETHYLBENZENE	100-41-4	0.9	1.8	0.9	0.36	ug/kg	U	**U**	
M,P-XYLENE (SUM OF ISOMERS)		1.8	3.6	1.8	0.63	ug/kg	U	**R**	**D**
METHYL ETHYL KETONE (2-BUT	78-93-3	9	18	9	9	ug/kg	U	**U**	
METHYL ISOBUTYL KETONE (4-	108-10-1	9	18	9	9	ug/kg	U	**U**	
METHYLENE CHLORIDE	75-09-2	6.0	9	1.8	1.5	ug/kg	J	**U**	**B**
O-XYLENE (1,2-DIMETHYLBENZ	95-47-6	0.9	1.8	0.9	0.36	ug/kg	U	**R**	**D**
STYRENE	100-42-5	0.9	1.8	0.9	0.27	ug/kg	U	**U**	
TETRACHLOROETHYLENE(PCE)	127-18-4	0.9	1.8	0.9	0.36	ug/kg	U	**U**	
TOLUENE	108-88-3	0.9	1.8	0.9	0.36	ug/kg	U	**U**	
TOTAL 1,2-DICHLOROETHENE	540-59-0	0.9	1.8	0.9	0.36	ug/kg	U	**U**	
TRANS-1,2-DICHLOROETHENE	156-60-5	0.9	1.8	0.9	0.36	ug/kg	U	**U**	
TRANS-1,3-DICHLOROPROPENE	10061-02-6	0.9	1.8	0.9	0.36	ug/kg	U	**U**	
TRICHLOROETHYLENE (TCE)	79-01-6	0.9	1.8	0.9	0.27	ug/kg	U	**U**	
VINYL CHLORIDE	75-01-4	0.9	1.8	0.9	0.45	ug/kg	U	**U**	
XYLENES, TOTAL		1.8	3.6	1.8	0.63	ug/kg	U	**U**	

Sample Delivery Group: 99211_83_0813

Analysis Method SW8270D

Sample Name 083SB-0005M-0001-SO **AnalysisType:** N

Lab Sample Name: 337818 **Validation Level:** IV

Analyte	CAS No	Result Value	LOQ	LOD	DL	Result	Lab Qualifier	Validation Qualifier	Validation Qualifier Code
1,2,4-TRICHLOROBENZENE	120-82-1	64	130	64	22	ug/kg	U	U	
1,2-DICHLOROBENZENE	95-50-1	64	130	64	25	ug/kg	U	U	
1,3-DICHLOROBENZENE	541-73-1	64	130	64	21	ug/kg	U	U	
1,4-DICHLOROBENZENE	106-46-7	64	130	64	20	ug/kg	U	U	
2,2'-OXYBIS(1-CHLORO)PROPAN	108-60-1	64	130	64	32	ug/kg	U	U	
2,4,5-TRICHLOROPHENOL	95-95-4	320	640	320	140	ug/kg	U	U	
2,4,6-TRICHLOROPHENOL	88-06-2	320	640	320	140	ug/kg	U	U	
2,4-DICHLOROPHENOL	120-83-2	320	640	320	130	ug/kg	U	U	
2,4-DIMETHYLPHENOL	105-67-9	320	640	320	110	ug/kg	U	U	
2,4-DINITROPHENOL	51-28-5	320	1100	320	290	ug/kg	U	U	
2,4-DINITROTOLUENE	121-14-2	64	130	64	25	ug/kg	U	U	
2,6-DINITROTOLUENE	606-20-2	64	130	64	25	ug/kg	U	U	
2-CHLORONAPHTHALENE	91-58-7	64	130	64	24	ug/kg	U	U	
2-CHLOROPHENOL	95-57-8	640	2100	640	360	ug/kg	U	U	
2-METHYLPHENOL (O-CRESOL)	95-48-7	640	2100	640	450	ug/kg	U	U	
2-NITROANILINE	88-74-4	64	130	64	24	ug/kg	U	U	
2-NITROPHENOL	88-75-5	320	1100	320	300	ug/kg	U	U	
3,3'-DICHLOROBENZIDINE	91-94-1	160	530	160	160	ug/kg	U	U	
3-NITROANILINE	99-09-2	64	130	64	23	ug/kg	U	U	
4,6-DINITRO-2-METHYLPHENOL	534-52-1	320	1100	320	290	ug/kg	U	U	
4-BROMOPHENYL PHENYL ETHE	101-55-3	64	130	64	27	ug/kg	U	U	
4-CHLORO-3-METHYLPHENOL	59-50-7	640	2100	640	400	ug/kg	U	U	
4-CHLOROANILINE	106-47-8	64	210	64	41	ug/kg	U	U	
4-CHLOROPHENYL PHENYL ETH	7005-72-3	64	130	64	28	ug/kg	U	U	
4-NITROANILINE	100-01-6	64	130	64	32	ug/kg	U	U	
4-NITROPHENOL	100-02-7	640	2100	640	420	ug/kg	U	U	
BENZOIC ACID	65-85-0	1600	3200	1600	310	ug/kg	U	UJ	C
BENZYL ALCOHOL	100-51-6	130	420	130	88	ug/kg	U	R	C

Sample Delivery Group: 99211_83_0813

BENZYL BUTYL PHTHALATE	85-68-7	130	420	130	77	ug/kg	U	U	
BIS(2-CHLOROETHOXY) METHA	111-91-1	64	130	64	24	ug/kg	U	U	
BIS(2-CHLOROETHYL) ETHER (2	111-44-4	64	130	64	27	ug/kg	U	U	
CARBAZOLE	86-74-8	64	130	64	30	ug/kg	U	U	
CRESOLS, M & P		1100	3800	1100	690	ug/kg	U	U	
DIBENZOFURAN	132-64-9	64	130	64	25	ug/kg	U	U	
DIETHYL PHTHALATE	84-66-2	130	420	130	68	ug/kg	U	U	
DIMETHYL PHTHALATE	131-11-3	130	420	130	67	ug/kg	U	U	
DI-N-BUTYL PHTHALATE	84-74-2	130	420	130	84	ug/kg	U	U	
DI-N-OCTYLPHTHALATE	117-84-0	64	210	64	63	ug/kg	U	U	
HEXACHLOROBENZENE	118-74-1	64	130	64	30	ug/kg	U	U	
HEXACHLOROBUTADIENE	87-68-3	130	420	130	66	ug/kg	U	U	
HEXACHLOROCYCLOPENTADIE	77-47-4	64	210	64	55	ug/kg	U	UJ	C
HEXACHLOROETHANE	67-72-1	64	130	64	35	ug/kg	U	U	
ISOPHORONE	78-59-1	64	210	64	53	ug/kg	U	U	
NITROBENZENE	98-95-3	64	210	64	63	ug/kg	U	U	
N-NITROSODI-N-PROPYLAMINE	621-64-7	130	420	130	74	ug/kg	U	U	
N-NITROSODIPHENYLAMINE	86-30-6	130	250	130	53	ug/kg	U	U	
PENTACHLOROPHENOL	87-86-5	320	1100	320	250	ug/kg	U	U	
PHENOL	108-95-2	320	640	320	170	ug/kg	U	U	

Analysis Method SW8330

Sample Name 083SB-0005M-0001-SO **AnalysisType:** N

Lab Sample Name: 337818 **Validation Level:** IV

Analyte	CAS No	Result Value	LOQ	LOD	DL	Result	Lab Qualifier	Validation Qualifier	Validation Qualifier Code
NITROGUANIDINE	556-88-7	0.12	0.25	0.12	0.06	mg/kg	U	U	

Sample Delivery Group: 99211_83_0813

Analysis Method SW8330B

Sample Name 083SB-0005M-0001-SO **AnalysisType:** N

Lab Sample Name: 337818 **Validation Level:** IV

Analyte	CAS No	Result Value	LOQ	LOD	DL	Result	Lab Qualifier	Validation Qualifier	Validation Qualifier Code
1,3,5-TRINITROBENZENE	99-35-4	0.3	0.5	0.3	0.13	mg/kg	U	U	
1,3-DINITROBENZENE	99-65-0	0.2	0.3	0.2	0.08	mg/kg	U	U	
2,4,6-TRINITROTOLUENE	118-96-7	0.2	0.5	0.2	0.09	mg/kg	U	U	
2,4-DINITROTOLUENE	121-14-2	0.2	0.3	0.2	0.08	mg/kg	U	R	D
2,6-DINITROTOLUENE	606-20-2	0.2	0.3	0.2	0.07	mg/kg	U	R	D
2-AMINO-4,6-DINITROTOLUENE	35572-78-2	0.2	0.3	0.2	0.09	mg/kg	U	U	
2-NITROTOLUENE	88-72-2	0.2	0.3	0.2	0.09	mg/kg	U	UJ	C
3,5-DINITROANILINE	618-87-1	0.2	0.3	0.2	0.09	mg/kg	U	R	C
3-NITROTOLUENE	99-08-1	0.3	0.5	0.3	0.11	mg/kg	U	U	
4-AMINO-2,6-DINITROTOLUENE	19406-51-0	0.2	0.3	0.2	0.08	mg/kg	U	UJ	C
4-NITROTOLUENE	99-99-0	0.2	0.5	0.2	0.1	mg/kg	U	U	
HEXAHYDRO-1,3,5-TRINITRO-1,3,	121-82-4	0.3	0.5	0.3	0.14	mg/kg	U	U	
NITROBENZENE	98-95-3	0.2	0.5	0.2	0.1	mg/kg	U	R	D
NITROGLYCERIN	55-63-0	1.2	2	1.2	0.5	mg/kg	U	U	
OCTAHYDRO-1,3,5,7-TETRANITR	2691-41-0	0.3	0.5	0.3	0.12	mg/kg	U	U	
PETN	78-11-5	1.2	2	1.2	0.6	mg/kg	U	U	
TETRYL	479-45-8	0.2	0.3	0.2	0.09	mg/kg	U	U	

APPENDIX B

Sample Qualification Summary

Sample	Analyte	Result	Units	LOQ	LOD	Qualifier	Code
070SB-044M-0001-SO	BARIUM	64.0	MG/KG	0.98	0.020	J	M
070SB-044M-0001-SO	SELENIUM	0.47	MG/KG	0.49	0.098	J+	I
070SB-044M-0001-SO	MCPA	3300	UG/KG	8000	3300	UJ	C
070SB-044M-0001-SO	MCPP	3300	UG/KG	8000	3300	UJ	C
070SB-044M-0001-SO	1,1,1-TRICHLOROETHANE	1.1	UG/KG	5.7	1.1	UJ	S
070SB-044M-0001-SO	1,1,2,2-TETRACHLOROETHANE	0.57	UG/KG	5.7	0.57	UJ	Q, S
070SB-044M-0001-SO	1,1,2-TRICHLOROETHANE	0.57	UG/KG	5.7	0.57	UJ	S
070SB-044M-0001-SO	1,1-DICHLOROETHANE	0.57	UG/KG	5.7	0.57	UJ	S
070SB-044M-0001-SO	1,1-DICHLOROETHENE	1.1	UG/KG	5.7	1.1	UJ	S
070SB-044M-0001-SO	1,2-DIBROMOETHANE	1.1	UG/KG	5.7	1.1	UJ	S
070SB-044M-0001-SO	1,2-DICHLOROETHANE	0.57	UG/KG	5.7	0.57	UJ	S
070SB-044M-0001-SO	1,2-DICHLOROPROPANE	1.1	UG/KG	5.7	1.1	UJ	S
070SB-044M-0001-SO	2-HEXANONE	1.8	UG/KG	23	1.1	UJ	B, C, S
070SB-044M-0001-SO	ACETONE	41.0	UG/KG	23	7.2	J	S
070SB-044M-0001-SO	BENZENE	1.3	UG/KG	5.7	0.57	J	S
070SB-044M-0001-SO	BROMOCHLOROMETHANE	1.1	UG/KG	5.7	1.1	UJ	S
070SB-044M-0001-SO	BROMODICHLOROMETHANE	0.57	UG/KG	5.7	0.57	UJ	S
070SB-044M-0001-SO	BROMOFORM	0.57	UG/KG	5.7	0.57	UJ	S
070SB-044M-0001-SO	BROMOMETHANE	1.1	UG/KG	5.7	1.1	UJ	S
070SB-044M-0001-SO	CARBON DISULFIDE	0.57	UG/KG	5.7	0.57	UJ	S
070SB-044M-0001-SO	CARBON TETRACHLORIDE	0.57	UG/KG	5.7	0.57	UJ	S
070SB-044M-0001-SO	CHLOROBENZENE	0.57	UG/KG	5.7	0.57	UJ	S
070SB-044M-0001-SO	CHLOROETHANE	1.1	UG/KG	5.7	1.1	UJ	S
070SB-044M-0001-SO	CHLOROFORM	0.57	UG/KG	5.7	0.57	UJ	S
070SB-044M-0001-SO	CHLOROMETHANE	0.57	UG/KG	5.7	0.57	UJ	S
070SB-044M-0001-SO	CIS-1,3-DICHLOROPROPENE	0.57	UG/KG	5.7	0.57	UJ	S
070SB-044M-0001-SO	DIBROMOCHLOROMETHANE	1.1	UG/KG	5.7	1.1	UJ	S
070SB-044M-0001-SO	ETHYLBENZENE	1.8	UG/KG	5.7	0.57	J	S
070SB-044M-0001-SO	METHYL ETHYL KETONE	12.0	UG/KG	23	2.3	J	S
070SB-044M-0001-SO	METHYL ISOBUTYL KETONE	1.3	UG/KG	23	1.1	UJ	B, S
070SB-044M-0001-SO	METHYLENE CHLORIDE	1.1	UG/KG	5.7	1.1	UJ	S
070SB-044M-0001-SO	STYRENE	0.57	UG/KG	5.7	0.57	UJ	S
070SB-044M-0001-SO	TERT-BUTYL METHYL ETHER	0.57	UG/KG	5.7	0.57	UJ	S
070SB-044M-0001-SO	TETRACHLOROETHYLENE	1.1	UG/KG	5.7	1.1	UJ	S
070SB-044M-0001-SO	TOLUENE	3.3	UG/KG	5.7	0.57	J	S
070SB-044M-0001-SO	TOTAL 1,2-DICHLOROETHENE	1.1	UG/KG	11	1.1	UJ	S
070SB-044M-0001-SO	TRANS-1,3-DICHLOROPROPENE	1.1	UG/KG	5.7	1.1	UJ	S
070SB-044M-0001-SO	TRICHLOROETHYLENE	0.57	UG/KG	5.7	0.57	UJ	S
070SB-044M-0001-SO	VINYL CHLORIDE	0.57	UG/KG	5.7	0.57	UJ	S
070SB-044M-0001-SO	XYLENES, TOTAL	1.7	UG/KG	11	1.7	UJ	S
070SB-044M-0001-SO	2,4-DINITROPHENOL	810	UG/KG	3300	810	UJ	C
070SB-044M-0001-SO	2,4-DINITROTOLUENE	270	UG/KG	2000	270	R	D
070SB-044M-0001-SO	2,6-DINITROTOLUENE	270	UG/KG	2000	270	R	D
070SB-044M-0001-SO	BENZO(G,H,I)PERYLENE	33	UG/KG	67	33	UJ	C
070SB-044M-0001-SO	N-NITROSODIPHENYLAMINE	270	UG/KG	510	270	R	C
070SB-044M-0001-SO	PENTACHLOROPHENOL	810	UG/KG	1500	810	R	D
070SB-044M-0001-SO	2-NITROTOLUENE	0.048	MG/KG	0.24	0.048	UJ	C
070SB-044M-0001-SO	NITROBENZENE	0.048	MG/KG	0.24	0.048	R	D

Sample	Analyte	Result	Units	LOQ	LOD	Qualifier	Code
070SB-044M-0001-SO	RDX	0.048	MG/KG	0.24	0.048	UJ	C
070SB-046M-0001-SO	2,4-DINITROPHENOL	800	UG/KG	3300	800	UJ	C
070SB-046M-0001-SO	BENZO(G,H,I)PERYLENE	33	UG/KG	67	33	UJ	C
070SB-046M-0001-SO	N-NITROSODIPHENYLAMINE	270	UG/KG	500	270	R	C
070SS-0003M-0001-SO	2,4-Dinitrophenol	810	ug/kg	3300	810	UJ	C
070SS-0003M-0001-SO	3,3'-Dichlorobenzidine	180	ug/kg	1000	810	UJ	C
070SS-0003M-0001-SO	4,6-Dinitro-2-methylphenol	810	ug/kg	1500	810	UJ	C
070SS-0006M-0001-SO	C6-C12	58.0	UG/KG	92	46	J	C, Q
070SS-0006M-0001-SO	Antimony	1.5	mg/kg	0.19	0.14	J-	Q
070SS-0006M-0001-SO	Cadmium	0.46	mg/kg	0.19	0.0093	J	E
070SS-0006M-0001-SO	Chromium	35	mg/kg	0.46	0.42	J-	E, Q
070SS-0006M-0001-SO	Copper	23	mg/kg	0.37	0.28	J-	A
070SS-0006M-0001-SO	Lead	62	mg/kg	0.28	0.19	J	A, E
070SS-0006M-0001-SO	Nickel	30	mg/kg	0.46	0.23	J	A
070SS-0006M-0001-SO	Potassium	940	mg/kg	93	9.3	J+	Q
070SS-0006M-0001-SO	Selenium	0.99	mg/kg	0.46	0.056	J-	Q, M
070SS-0006M-0001-SO	Sodium	55	mg/kg	93	37	U	F
070SS-0006M-0001-SO	Vanadium	16	mg/kg	0.46	0.093	J+	Q
070SS-0006M-0001-SO	Aroclor-1242	380	ug/kg	200	120	J	Q, *III
070SS-0006M-0001-SO	Dicamba	8.1	ug/kg	40	17	UJ	Q
070SS-0006M-0001-SO	Dichlorprop	37	ug/kg	80	67	UJ	Q
070SS-0006M-0001-SO	MCPA	1600	ug/kg	8000	3300	UJ	C
070SS-0006M-0001-SO	MCPP	1500	ug/kg	8000	3300	UJ	C
070SS-0006M-0001-SO	1,1,1-Trichloroethane	0.97	ug/kg	8.7	1.7	UJ	S
070SS-0006M-0001-SO	1,1,2,2-Tetrachloroethane	0.59	ug/kg	8.7	0.87	UJ	S
070SS-0006M-0001-SO	1,1,2-Trichloroethane	0.68	ug/kg	8.7	0.87	UJ	S
070SS-0006M-0001-SO	1,1-Dichloroethane	0.62	ug/kg	8.7	0.87	UJ	S
070SS-0006M-0001-SO	1,1-Dichloroethene	0.9	ug/kg	8.7	1.7	UJ	S
070SS-0006M-0001-SO	1,2-Dibromoethane	0.87	ug/kg	8.7	1.7	UJ	S
070SS-0006M-0001-SO	1,2-Dichloroethane	0.59	ug/kg	8.7	0.87	UJ	S
070SS-0006M-0001-SO	1,2-Dichloroethene, Total	1.3	ug/kg	17	1.7	UJ	S
070SS-0006M-0001-SO	1,2-Dichloropropane	1.2	ug/kg	8.7	1.7	UJ	S
070SS-0006M-0001-SO	2-Butanone (MEK)	2.4	ug/kg	35	3.5	UJ	S
070SS-0006M-0001-SO	2-Hexanone	1.1	ug/kg	35	1.7	UJ	S
070SS-0006M-0001-SO	4-Methyl-2-pentanone (MIBK)	0.94	ug/kg	35	1.7	UJ	S
070SS-0006M-0001-SO	Acetone	11	ug/kg	35	11	UJ	C, S
070SS-0006M-0001-SO	Benzene	0.4	ug/kg	8.7	0.87	UJ	S
070SS-0006M-0001-SO	Bromochloromethane	1.2	ug/kg	8.7	1.7	UJ	S
070SS-0006M-0001-SO	Bromodichloromethane	0.49	ug/kg	8.7	0.87	UJ	S
070SS-0006M-0001-SO	Bromoform	0.57	ug/kg	8.7	0.87	UJ	S
070SS-0006M-0001-SO	Bromomethane	0.94	ug/kg	8.7	1.7	UJ	S
070SS-0006M-0001-SO	Carbon disulfide	0.76	ug/kg	8.7	0.87	UJ	S
070SS-0006M-0001-SO	Carbon tetrachloride	0.64	ug/kg	8.7	0.87	UJ	S
070SS-0006M-0001-SO	Chlorobenzene	0.57	ug/kg	8.7	0.87	UJ	S
070SS-0006M-0001-SO	Chloroethane	1.5	ug/kg	8.7	1.7	UJ	S
070SS-0006M-0001-SO	Chloroform	0.5	ug/kg	8.7	0.87	UJ	S
070SS-0006M-0001-SO	Chloromethane	0.71	ug/kg	8.7	0.87	UJ	S
070SS-0006M-0001-SO	cis-1,3-Dichloropropene	0.59	ug/kg	8.7	0.87	UJ	S

Sample	Analyte	Result	Units	LOQ	LOD	Qualifier	Code
070SS-0006M-0001-SO	Dibromochloromethane	0.95	ug/kg	8.7	1.7	UJ	S
070SS-0006M-0001-SO	Ethylbenzene	0.45	ug/kg	8.7	0.87	UJ	S
070SS-0006M-0001-SO	Methyl tert-butyl ether	0.75	ug/kg	8.7	0.87	UJ	S
070SS-0006M-0001-SO	Methylene Chloride	1.2	ug/kg	8.7	1.7	UJ	S
070SS-0006M-0001-SO	Styrene	0.26	ug/kg	8.7	0.87	UJ	S
070SS-0006M-0001-SO	Tetrachloroethene	0.9	ug/kg	8.7	1.7	UJ	S
070SS-0006M-0001-SO	Toluene	0.47	ug/kg	8.7	0.87	UJ	S
070SS-0006M-0001-SO	trans-1,3-Dichloropropene	0.94	ug/kg	8.7	1.7	UJ	S
070SS-0006M-0001-SO	Trichloroethene	0.73	ug/kg	8.7	0.87	UJ	S
070SS-0006M-0001-SO	Vinyl chloride	0.68	ug/kg	8.7	0.87	UJ	S
070SS-0006M-0001-SO	Xylenes, Total	1.2	ug/kg	17	2.6	UJ	S
070SS-0006M-0001-SO	2,4-Dinitrophenol	390	ug/kg	1600	390	UJ	C
070SS-0006M-0001-SO	2,4-Dinitrotoluene	130	ug/kg	990	130	R	D
070SS-0006M-0001-SO	2,6-Dinitrotoluene	100	ug/kg	990	130	R	D
070SS-0006M-0001-SO	3,3'-Dichlorobenzidine	89	ug/kg	490	390	R	Q
070SS-0006M-0001-SO	3-Nitroaniline	79	ug/kg	990	390	UJ	Q
070SS-0006M-0001-SO	4,6-Dinitro-2-methylphenol	390	ug/kg	740	390	UJ	C, Q
070SS-0006M-0001-SO	4-Chloroaniline	84	ug/kg	740	130	R	Q
070SS-0006M-0001-SO	4-Nitroaniline	130	ug/kg	990	130	UJ	Q
070SS-0006M-0001-SO	Pentachlorophenol	390	ug/kg	740	390	R	D
070SS-0006M-0001-SO	2-Nitrotoluene	0.013	mg/kg	0.25	0.05	UJ	C
070SS-0006M-0001-SO	Nitrobenzene	0.018	mg/kg	0.25	0.05	R	D
070SS-0006M-0001-SO	Nitroglycerin	0.015	mg/kg	0.5	0.25	UJ	Q
070SS-0006M-0001-SO	RDX	0.012	mg/kg	0.25	0.05	UJ	C

Sample	Analyte	Result	Units	LOQ	LOD	Qualifier	Code
071SB-0013M-0001-SO	BENZO(A)ANTHRACENE	0.90	ug/kg	1.5	0.82	U	B
071SB-0013M-0001-SO	PHENANTHRENE	4.0	ug/kg	1.5	0.8	U	B
071SB-0013M-0001-SO	LEAD	9	mg/kg	1.3	0.64	J-	P, Q
071SB-0013M-0001-SO	BROMOMETHANE	0.93	ug/kg	1.9	0.93	UJ	C
071SB-0013M-0001-SO	M,P-XYLENE (SUM OF ISOMERS)	1.9	ug/kg	3.7	1.9	R	D
071SB-0013M-0001-SO	METHYLENE CHLORIDE	9.9	ug/kg	9.3	1.9	UJ	B, C
071SB-0013M-0001-SO	O-XYLENE (1,2-DIMETHYLBENZENE)	0.93	ug/kg	1.9	0.93	R	D
071SB-0013M-0001-SO	4,6-DINITRO-2-METHYLPHENOL	310	ug/kg	1000	310	UJ	C
071SB-0013M-0001-SO	BENZOIC ACID	1500	ug/kg	3100	1500	UJ	C
071SB-0013M-0001-SO	BENZYL ALCOHOL	120	ug/kg	410	120	R	C
071SB-0013M-0001-SO	HEXACHLOROCYCLOPENTADIENE	62	ug/kg	210	62	UJ	C
071SB-0017M-0001-SO	2-NITROTOLUENE	0.2	mg/kg	0.3	0.2	UJ	C
071SB-0017M-0001-SO	4-AMINO-2,6-DINITROTOLUENE	0.2	mg/kg	0.3	0.2	UJ	C
071SB-0018M-0001-SO	BENZO(A)ANTHRACENE	1.2	ug/kg	1.5	0.82	U	B
071SB-0018M-0001-SO	NAPHTHALENE	0.82	ug/kg	1.5	0.82	U	B
071SB-0018M-0001-SO	PHENANTHRENE	4.7	ug/kg	1.5	0.82	U	B
071SB-0018M-0001-SO	LEAD	8.8	mg/kg	1.2	0.62	J-	P, Q
071SB-0018M-0001-SO	BROMOMETHANE	0.86	ug/kg	1.7	0.86	UJ	C
071SB-0018M-0001-SO	M,P-XYLENE (SUM OF ISOMERS)	1.7	ug/kg	3.5	1.7	R	D
071SB-0018M-0001-SO	METHYLENE CHLORIDE	6.3	ug/kg	8.6	1.7	UJ	B, C
071SB-0018M-0001-SO	O-XYLENE (1,2-DIMETHYLBENZENE)	0.86	ug/kg	1.7	0.86	R	D
071SB-0018M-0001-SO	4,6-DINITRO-2-METHYLPHENOL	310	ug/kg	1000	310	UJ	C
071SB-0018M-0001-SO	BENZOIC ACID	1500	ug/kg	3100	1500	UJ	C
071SB-0018M-0001-SO	BENZYL ALCOHOL	120	ug/kg	410	120	R	C
071SB-0018M-0001-SO	HEXACHLOROCYCLOPENTADIENE	61	ug/kg	200	61	UJ	C

Sample	Analyte	Result	Units	LOQ	LOD	Qualifier	Code
072SB-0001-0001-SO	C6-C12	320.0	UG/KG	110	55	J	Q
072SB-0001-0001-SO	ANTIMONY	0.075	MG/KG	0.21	0.10	J-	Q
072SB-0001-0001-SO	ARSENIC	14.0	MG/KG	0.10	0.051	J-	Q
072SB-0001-0001-SO	BARIUM	36.0	MG/KG	1.0	0.021	J+	Q
072SB-0001-0001-SO	BERYLLIUM	0.65	MG/KG	0.10	0.010	J-	Q
072SB-0001-0001-SO	CADMIUM	0.15	MG/KG	0.10	0.031	J-	Q
072SB-0001-0001-SO	CALCIUM	2900.0	MG/KG	10	2.6	J+	E, Q
072SB-0001-0001-SO	NICKEL	29.0	MG/KG	0.10	0.031	J-	Q
072SB-0001-0001-SO	POTASSIUM	1900.0	MG/KG	10	6.2	J-	Q
072SB-0001-0001-SO	SELENIUM	0.9	MG/KG	0.51	0.10	J-	Q
072SB-0001-0001-SO	BENZENE	25	UG/KG	250	25	UJ	S
072SB-0001-0001-SO	ETHYLBENZENE	9.9	UG/KG	250	9.9	UJ	S
072SB-0001-0001-SO	TOLUENE	25	UG/KG	250	25	UJ	S
072SB-0001-0001-SO	XYLENES, TOTAL	30	UG/KG	500	30	UJ	S
072SB-0012-0001-SO	ANTIMONY	0.2	MG/KG	0.21	0.11	J-	Q
072SB-0012-0001-SO	ARSENIC	5.6	MG/KG	0.11	0.053	J	E
072SB-0012-0001-SO	BERYLLIUM	0.88	MG/KG	0.11	0.011	J-	Q
072SB-0012-0001-SO	COPPER	31.0	MG/KG	0.21	0.064	J+	Q
072SB-0012-0001-SO	LEAD	20.0	MG/KG	0.11	0.032	J+	Q
072SB-0012-0001-SO	POTASSIUM	1000.0	MG/KG	11	6.4	J-	Q
072SB-0012-0001-SO	SELENIUM	1.0	MG/KG	0.53	0.11	J-	Q
072SB-0012-0001-SO	BENZENE	0.47	UG/KG	4.7	0.47	UJ	S
072SB-0012-0001-SO	ETHYLBENZENE	0.47	UG/KG	4.7	0.47	UJ	S
072SB-0012-0001-SO	TOLUENE	0.47	UG/KG	4.7	0.47	UJ	S
072SB-0012-0001-SO	XYLENES, TOTAL	1.4	UG/KG	9.4	1.4	UJ	S
072SB-0014-0001-SO	ANTIMONY	0.13	MG/KG	0.20	0.10	J-	Q
072SB-0014-0001-SO	ARSENIC	5.6	MG/KG	0.10	0.050	J-	E, Q
072SB-0014-0001-SO	BARIUM	61.0	MG/KG	1.0	0.020	J+	Q
072SB-0014-0001-SO	BERYLLIUM	0.91	MG/KG	0.10	0.010	J-	Q
072SB-0014-0001-SO	CADMIUM	0.26	MG/KG	0.10	0.030	J-	Q
072SB-0014-0001-SO	CALCIUM	430.0	MG/KG	10	2.5	J+	E, Q
072SB-0014-0001-SO	COPPER	34.0	MG/KG	0.20	0.060	J+	Q
072SB-0014-0001-SO	LEAD	23.0	MG/KG	0.10	0.030	J+	Q
072SB-0014-0001-SO	NICKEL	34.0	MG/KG	0.10	0.030	J-	Q
072SB-0014-0001-SO	POTASSIUM	1200.0	MG/KG	10	6.0	J-	Q
072SB-0014-0001-SO	SELENIUM	1.1	MG/KG	0.50	0.10	J-	Q
072SB-0014-0001-SO	ALPHA BHC	1.5	UG/KG	2.9	1.5	UJ	Q
072SB-0014-0001-SO	ALPHA ENDOSULFAN	0.77	UG/KG	1.9	0.77	UJ	Q
072SB-0014-0001-SO	ALPHA-CHLORDANE	1.5	UG/KG	3.4	1.5	UJ	Q
072SB-0014-0001-SO	BETA BHC	1.5	UG/KG	4.0	1.5	UJ	Q
072SB-0014-0001-SO	BETA ENDOSULFAN	1.5	UG/KG	2.9	1.5	UJ	Q
072SB-0014-0001-SO	DELTA BHC	1.5	UG/KG	4.6	1.5	UJ	Q
072SB-0014-0001-SO	DIELDRIN	0.77	UG/KG	1.9	0.77	UJ	Q
072SB-0014-0001-SO	ENDOSULFAN SULFATE	1.5	UG/KG	3.4	1.5	UJ	Q
072SB-0014-0001-SO	ENDRIN	0.77	UG/KG	1.9	0.77	UJ	Q
072SB-0014-0001-SO	ENDRIN ALDEHYDE	1.5	UG/KG	3.4	1.5	UJ	Q
072SB-0014-0001-SO	ENDRIN KETONE	0.77	UG/KG	2.3	0.77	UJ	Q

Sample	Analyte	Result	Units	LOQ	LOD	Qualifier	Code
072SB-0014-0001-SO	GAMMA BHC (LINDANE)	1.5	UG/KG	2.9	1.5	UJ	Q
072SB-0014-0001-SO	GAMMA-CHLORDANE	0.77	UG/KG	1.9	0.77	UJ	Q
072SB-0014-0001-SO	HEPTACHLOR	1.5	UG/KG	4.0	1.5	UJ	Q
072SB-0014-0001-SO	HEPTACHLOR EPOXIDE	1.5	UG/KG	2.9	1.5	UJ	Q
072SB-0014-0001-SO	METHOXYCHLOR	3.8	UG/KG	5.7	3.8	UJ	Q
072SB-0014-0001-SO	P,P'-DDD	0.77	UG/KG	2.3	0.77	UJ	Q
072SB-0014-0001-SO	P,P'-DDE	0.77	UG/KG	1.9	0.77	UJ	Q
072SB-0014-0001-SO	TOXAPHENE	23	UG/KG	77	23	UJ	C
072SB-0014-0001-SO	2-HEXANONE	0.88	UG/KG	18	0.88	UJ	C
072SB-0014-0001-SO	ACETONE	5.5	UG/KG	18	5.5	UJ	C
072SB-0014-0001-SO	2,4-DINITROPHENOL	90	UG/KG	370	90	UJ	C
072SB-0014-0001-SO	2,4-DINITROTOLUENE	30	UG/KG	230	30	R	D
072SB-0014-0001-SO	2,6-DINITROTOLUENE	30	UG/KG	230	30	R	D
072SB-0014-0001-SO	3,3'-DICHLOROBENZIDINE	90	UG/KG	110	90	UJ	C
072SB-0014-0001-SO	4,6-DINITRO-2-METHYLPHENOL	90	UG/KG	170	90	UJ	C
072SB-0014-0001-SO	4-NITROANILINE	30	UG/KG	230	30	R	C
072SB-0014-0001-SO	BIS(2-ETHYLHEXYL) PHTHALATE	56	UG/KG	56	30	U	B
072SB-0014-0001-SO	2-NITROTOLUENE	0.049	MG/KG	0.25	0.049	UJ	C
072SB-0014-0001-SO	NITROBENZENE	0.049	MG/KG	0.25	0.049	R	D
072SB-0014-0001-SO	RDX	0.049	MG/KG	0.25	0.049	UJ	C
072SB-0026-0001-SO	ANTIMONY	0.10	MG/KG	0.20	0.10	R	Q
072SB-0026-0001-SO	ARSENIC	0.51	MG/KG	0.10	0.050	J-	Q
072SB-0026-0001-SO	BARIUM	31.0	MG/KG	1.0	0.020	J	M
072SB-0026-0001-SO	CADMIUM	0.19	MG/KG	0.10	0.030	J+	I
072SB-0026-0001-SO	CALCIUM	750.0	MG/KG	10	2.5	J-	Q
072SB-0026-0001-SO	COPPER	17.0	MG/KG	0.20	0.060	J-	Q
072SB-0026-0001-SO	SELENIUM	0.74	MG/KG	0.50	0.10	J-	Q
072SB-0026-0001-SO	SILVER	0.03	MG/KG	0.10	0.030	J+	I
072SB-0026-0001-SO	THALLIUM	0.12	MG/KG	0.10	0.020	J-	Q
072SB-0026-0001-SO	ZINC	45.0	MG/KG	0.50	0.20	J	A
072SB-0026-0001-SO	BENZENE	0.51	UG/KG	5.1	0.51	UJ	S
072SB-0026-0001-SO	ETHYLBENZENE	0.51	UG/KG	5.1	0.51	UJ	S
072SB-0026-0001-SO	TOLUENE	0.51	UG/KG	5.1	0.51	UJ	S
072SB-0026-0001-SO	XYLENES, TOTAL	1.5	UG/KG	10	1.5	UJ	S
072SB-0026-0001-SO	ACENAPHTHENE	3.4	UG/KG	6.9	3.4	UJ	S
072SB-0026-0001-SO	ACENAPHTHENE	3.5	UG/KG	7.0	3.5	R	D
072SB-0026-0001-SO	ACENAPHTHYLENE	3.4	UG/KG	6.9	3.4	UJ	S
072SB-0026-0001-SO	ACENAPHTHYLENE	3.5	UG/KG	7.0	3.5	R	D
072SB-0026-0001-SO	ANTHRACENE	3.4	UG/KG	6.9	3.4	UJ	S
072SB-0026-0001-SO	ANTHRACENE	3.5	UG/KG	7.0	3.5	R	D
072SB-0026-0001-SO	BENZO(A)ANTHRACENE	15.0	UG/KG	6.9	3.4	J	S
072SB-0026-0001-SO	BENZO(A)ANTHRACENE	3.5	UG/KG	7.0	3.5	R	D
072SB-0026-0001-SO	BENZO(A)PYRENE	18.0	UG/KG	6.9	3.4	J	S
072SB-0026-0001-SO	BENZO(A)PYRENE	18.0	UG/KG	7.0	3.5	R	D
072SB-0026-0001-SO	BENZO(B)FLUORANTHENE	16.0	UG/KG	6.9	3.4	J	S
072SB-0026-0001-SO	BENZO(B)FLUORANTHENE	12.0	UG/KG	7.0	3.5	R	D
072SB-0026-0001-SO	BENZO(G,H,I)PERYLENE	140.0	UG/KG	6.9	3.4	J	S
072SB-0026-0001-SO	BENZO(G,H,I)PERYLENE	130.0	UG/KG	7.0	3.5	R	D

Sample	Analyte	Result	Units	LOQ	LOD	Qualifier	Code
072SB-0026-0001-SO	BENZO(K)FLUORANTHENE	5.8	UG/KG	6.9	3.4	J	S
072SB-0026-0001-SO	BENZO(K)FLUORANTHENE	3.5	UG/KG	7.0	3.5	R	D
072SB-0026-0001-SO	CHRYSENE	9.1	UG/KG	6.9	3.4	J	S
072SB-0026-0001-SO	CHRYSENE	3.5	UG/KG	7.0	3.5	R	D
072SB-0026-0001-SO	DIBENZ(A,H)ANTHRACENE	3.4	UG/KG	6.9	3.4	UJ	S
072SB-0026-0001-SO	DIBENZ(A,H)ANTHRACENE	7.1	UG/KG	7.0	3.5	R	D
072SB-0026-0001-SO	FLUORANTHENE	12.0	UG/KG	6.9	3.4	J	S
072SB-0026-0001-SO	FLUORANTHENE	9.5	UG/KG	7.0	3.5	R	D
072SB-0026-0001-SO	FLUORENE	8.4	UG/KG	6.9	3.4	J	S
072SB-0026-0001-SO	FLUORENE	10.0	UG/KG	7.0	3.5	R	D
072SB-0026-0001-SO	INDENO(1,2,3-C,D)PYRENE	17.0	UG/KG	6.9	3.4	J	S
072SB-0026-0001-SO	INDENO(1,2,3-C,D)PYRENE	18.0	UG/KG	7.0	3.5	R	D
072SB-0026-0001-SO	NAPHTHALENE	29.0	UG/KG	6.9	3.4	J	S
072SB-0026-0001-SO	NAPHTHALENE	30.0	UG/KG	7.0	3.5	R	D
072SB-0026-0001-SO	PHENANTHRENE	50.0	UG/KG	6.9	3.4	J	S
072SB-0026-0001-SO	PHENANTHRENE	47.0	UG/KG	7.0	3.5	R	D
072SB-0026-0001-SO	PYRENE	16.0	UG/KG	6.9	3.4	J	S
072SB-0026-0001-SO	PYRENE	15.0	UG/KG	7.0	3.5	R	D
072SB-0030-0001-SO	1,1,1-TRICHLOROETHANE	0.88	UG/KG	4.4	0.88	UJ	S
072SB-0030-0001-SO	1,1,2,2-TETRACHLOROETHANE	0.44	UG/KG	4.4	0.44	UJ	S, I
072SB-0030-0001-SO	1,1,2-TRICHLOROETHANE	0.44	UG/KG	4.4	0.44	UJ	S
072SB-0030-0001-SO	1,1-DICHLOROETHANE	0.44	UG/KG	4.4	0.44	UJ	S
072SB-0030-0001-SO	1,1-DICHLOROETHENE	0.88	UG/KG	4.4	0.88	UJ	S
072SB-0030-0001-SO	1,2-DIBROMOETHANE	0.88	UG/KG	4.4	0.88	UJ	S
072SB-0030-0001-SO	1,2-DICHLOROETHANE	0.44	UG/KG	4.4	0.44	UJ	S
072SB-0030-0001-SO	1,2-DICHLOROPROPANE	0.88	UG/KG	4.4	0.88	UJ	S
072SB-0030-0001-SO	2-HEXANONE	0.88	UG/KG	18	0.88	UJ	C, S
072SB-0030-0001-SO	ACETONE	5.5	UG/KG	18	5.5	UJ	C, S
072SB-0030-0001-SO	BENZENE	0.44	UG/KG	4.4	0.44	UJ	S
072SB-0030-0001-SO	BROMOCHLOROMETHANE	0.88	UG/KG	4.4	0.88	UJ	S
072SB-0030-0001-SO	BROMODICHLOROMETHANE	0.44	UG/KG	4.4	0.44	UJ	S
072SB-0030-0001-SO	BROMOFORM	0.44	UG/KG	4.4	0.44	UJ	S
072SB-0030-0001-SO	BROMOMETHANE	0.88	UG/KG	4.4	0.88	UJ	S
072SB-0030-0001-SO	CARBON DISULFIDE	0.44	UG/KG	4.4	0.44	UJ	S
072SB-0030-0001-SO	CARBON TETRACHLORIDE	0.44	UG/KG	4.4	0.44	UJ	S
072SB-0030-0001-SO	CHLOROBENZENE	0.44	UG/KG	4.4	0.44	UJ	S
072SB-0030-0001-SO	CHLOROETHANE	0.88	UG/KG	4.4	0.88	UJ	S
072SB-0030-0001-SO	CHLOROFORM	0.44	UG/KG	4.4	0.44	UJ	S
072SB-0030-0001-SO	CHLOROMETHANE	0.44	UG/KG	4.4	0.44	UJ	S
072SB-0030-0001-SO	CIS-1,3-DICHLOROPROPENE	0.44	UG/KG	4.4	0.44	UJ	S
072SB-0030-0001-SO	DIBROMOCHLOROMETHANE	0.88	UG/KG	4.4	0.88	UJ	S
072SB-0030-0001-SO	ETHYLBENZENE	0.44	UG/KG	4.4	0.44	UJ	S
072SB-0030-0001-SO	METHYL ETHYL KETONE	1.8	UG/KG	18	1.8	UJ	S
072SB-0030-0001-SO	METHYL ISOBUTYL KETONE	0.88	UG/KG	18	0.88	UJ	S
072SB-0030-0001-SO	METHYLENE CHLORIDE	0.88	UG/KG	4.4	0.88	UJ	S
072SB-0030-0001-SO	STYRENE	0.44	UG/KG	4.4	0.44	UJ	S
072SB-0030-0001-SO	TERT-BUTYL METHYL ETHER	0.44	UG/KG	4.4	0.44	UJ	S
072SB-0030-0001-SO	TETRACHLOROETHYLENE	0.88	UG/KG	4.4	0.88	UJ	S

Sample	Analyte	Result	Units	LOQ	LOD	Qualifier	Code
072SB-0030-0001-SO	TOLUENE	0.44	UG/KG	4.4	0.44	UJ	S
072SB-0030-0001-SO	TOTAL 1,2-DICHLOROETHENE	0.88	UG/KG	8.8	0.88	UJ	S
072SB-0030-0001-SO	TRANS-1,3-DICHLOROPROPENE	0.88	UG/KG	4.4	0.88	UJ	S
072SB-0030-0001-SO	TRICHLOROETHYLENE	0.44	UG/KG	4.4	0.44	UJ	S
072SB-0030-0001-SO	VINYL CHLORIDE	0.44	UG/KG	4.4	0.44	UJ	S
072SB-0030-0001-SO	XYLENES, TOTAL	1.3	UG/KG	8.8	1.3	UJ	S
072SB-0039-0001-SO	ANTIMONY	0.11	MG/KG	0.22	0.11	R	Q
072SB-0039-0001-SO	ARSENIC	9.4	MG/KG	0.11	0.056	J-	Q
072SB-0039-0001-SO	BARIUM	50.0	MG/KG	1.1	0.022	J-	Q, M
072SB-0039-0001-SO	BERYLLIUM	0.64	MG/KG	0.11	0.011	J-	Q
072SB-0039-0001-SO	CADMIUM	0.19	MG/KG	0.11	0.033	J+	I
072SB-0039-0001-SO	CHROMIUM	18.0	MG/KG	0.22	0.045	J-	Q
072SB-0039-0001-SO	LEAD	9.7	MG/KG	0.11	0.033	J+	Q
072SB-0039-0001-SO	NICKEL	24.0	MG/KG	0.11	0.033	J-	Q
072SB-0039-0001-SO	POTASSIUM	2500.0	MG/KG	11	6.7	J-	E, Q
072SB-0039-0001-SO	SELENIUM	0.78	MG/KG	0.56	0.11	J-	Q
072SB-0039-0001-SO	SILVER	0.029	MG/KG	0.11	0.033	J+	I
072SB-0039-0001-SO	VANADIUM	20.0	MG/KG	0.11	0.067	J-	Q
072SB-0039-0001-SO	2-HEXANONE	0.98	UG/KG	20	0.98	UJ	C
072SB-0063-0001-SO	ANTIMONY	0.069	MG/KG	0.21	0.10	J	I, Q
072SB-0063-0001-SO	ARSENIC	11.0	MG/KG	0.10	0.052	J-	Q
072SB-0063-0001-SO	BARIUM	21.0	MG/KG	1.0	0.021	J	M
072SB-0063-0001-SO	CADMIUM	0.15	MG/KG	0.10	0.031	J	I, Q
072SB-0063-0001-SO	CALCIUM	1200.0	MG/KG	10	2.6	J+	Q
072SB-0063-0001-SO	CHROMIUM	9.2	MG/KG	0.21	0.041	J-	Q
072SB-0063-0001-SO	COBALT	7.7	MG/KG	0.052	0.010	J-	Q
072SB-0063-0001-SO	COPPER	15.0	MG/KG	0.21	0.062	J-	Q
072SB-0063-0001-SO	MANGANESE	270.0	MG/KG	0.52	0.031	J	E
072SB-0063-0001-SO	POTASSIUM	950.0	MG/KG	10	6.2	J-	Q
072SB-0063-0001-SO	SELENIUM	0.38	MG/KG	0.52	0.10	J	I, Q
072SB-0063-0001-SO	SILVER	0.024	MG/KG	0.10	0.031	J	I, Q
072SB-0063-0001-SO	SODIUM	32.0	MG/KG	10	5.2	J-	Q
076SB-0119-0001-SO	CHROMIUM, HEXAVALENT	0.91	MG/KG	0.91	0.91	UJ	H
076SB-0122-0001-SO	CHROMIUM, HEXAVALENT	0.94	MG/KG	0.94	0.94	UJ	H
076SB-0126-0001-SO	CHROMIUM, HEXAVALENT	0.31	MG/KG	0.89	0.89	J-	H
076SB-0130-0001-SO	CHROMIUM, HEXAVALENT	0.88	MG/KG	0.88	0.88	UJ	H

Sample	Analyte	Result	Units	LOQ	LOD	Qualifier	Code
075SD-0002-0001-SD	ALUMINUM	12000.0	MG/KG	4.4	0.88	J	E
075SD-0002-0001-SD	ANTIMONY	0.21	MG/KG	0.29	0.15	J-	Q
075SD-0002-0001-SD	ARSENIC	9.5	MG/KG	0.15	0.074	J-	Q
075SD-0002-0001-SD	BARIUM	110.0	MG/KG	1.5	0.029	J-	Q
075SD-0002-0001-SD	CHROMIUM	15.0	MG/KG	0.29	0.059	J-	E, Q
075SD-0002-0001-SD	MAGNESIUM	2800.0	MG/KG	15	2.9	J-	Q
075SD-0002-0001-SD	NICKEL	21.0	MG/KG	0.15	0.044	J-	Q
075SD-0002-0001-SD	POTASSIUM	1400.0	MG/KG	15	8.8	J-	E, Q
075SD-0002-0001-SD	SELENIUM	1.3	MG/KG	0.74	0.15	J-	Q
075SD-0002-0001-SD	SODIUM	75.0	MG/KG	15	7.4	J	E
075SD-0002-0001-SD	VANADIUM	20.0	MG/KG	0.15	0.088	J-	E, Q
075SD-0002-0001-SD	MERCURY	0.47	MG/KG	0.15	0.050	J-	Q
075SD-0002-0001-SD	STYRENE	7.6	UG/KG	7.6	0.76	U	B
075SD-0002-0001-SD	1,2,4-TRICHLOROBENZENE	43	UG/KG	80	43	R	D
075SD-0002-0001-SD	1,2-DICHLOROBENZENE	43	UG/KG	80	43	R	D
075SD-0002-0001-SD	1,3-DICHLOROBENZENE	43	UG/KG	80	43	R	D
075SD-0002-0001-SD	1,4-DICHLOROBENZENE	43	UG/KG	80	43	R	D
075SD-0002-0001-SD	2,2'-OXYBIS(1-CHLORO)PROPANE	43	UG/KG	160	43	R	D
075SD-0002-0001-SD	2,4,5-TRICHLOROPHENOL	43	UG/KG	240	43	R	D
075SD-0002-0001-SD	2,4,6-TRICHLOROPHENOL	130	UG/KG	240	130	R	D
075SD-0002-0001-SD	2,4-DICHLOROPHENOL	43	UG/KG	240	43	R	D
075SD-0002-0001-SD	2,4-DIMETHYLPHENOL	130	UG/KG	240	130	R	D
075SD-0002-0001-SD	2,4-DINITROPHENOL	130	UG/KG	530	130	UJ	C
075SD-0002-0001-SD	2,4-DINITROPHENOL	130	UG/KG	530	130	R	D
075SD-0002-0001-SD	2,4-DINITROTOLUENE	43	UG/KG	320	43	R	D
075SD-0002-0001-SD	2,4-DINITROTOLUENE	43	UG/KG	320	43	R	D
075SD-0002-0001-SD	2,6-DINITROTOLUENE	43	UG/KG	320	43	R	D
075SD-0002-0001-SD	2,6-DINITROTOLUENE	43	UG/KG	320	43	R	D
075SD-0002-0001-SD	2-CHLORONAPHTHALENE	5.3	UG/KG	80	5.3	R	D
075SD-0002-0001-SD	2-CHLOROPHENOL	43	UG/KG	80	43	R	D
075SD-0002-0001-SD	2-METHYLNAPHTHALENE	24.0	UG/KG	11	5.3	R	D
075SD-0002-0001-SD	2-METHYLPHENOL	130	UG/KG	320	130	R	D
075SD-0002-0001-SD	2-NITROANILINE	43	UG/KG	320	43	R	D
075SD-0002-0001-SD	2-NITROPHENOL	43	UG/KG	80	43	R	D
075SD-0002-0001-SD	3,3'-DICHLOROBENZIDINE	130	UG/KG	160	130	R	Q
075SD-0002-0001-SD	3,3'-DICHLOROBENZIDINE	130	UG/KG	160	130	R	D
075SD-0002-0001-SD	3-NITROANILINE	130	UG/KG	320	130	R	D
075SD-0002-0001-SD	4,6-DINITRO-2-METHYLPHENOL	130	UG/KG	240	130	UJ	C
075SD-0002-0001-SD	4,6-DINITRO-2-METHYLPHENOL	130	UG/KG	240	130	R	D
075SD-0002-0001-SD	4-BROMOPHENYL PHENYL ETHER	43	UG/KG	80	43	R	D
075SD-0002-0001-SD	4-CHLORO-3-METHYLPHENOL	43	UG/KG	240	43	R	D
075SD-0002-0001-SD	4-CHLOROANILINE	43	UG/KG	240	43	R	D
075SD-0002-0001-SD	4-CHLOROPHENYL PHENYL ETHER	43	UG/KG	80	43	R	D
075SD-0002-0001-SD	4-NITROANILINE	43	UG/KG	320	43	UJ	Q
075SD-0002-0001-SD	4-NITROANILINE	43	UG/KG	320	43	R	D
075SD-0002-0001-SD	4-NITROPHENOL	130	UG/KG	530	130	R	D
075SD-0002-0001-SD	ACENAPHTHENE	27.0	UG/KG	11	5.3	R	D

Sample	Analyte	Result	Units	LOQ	LOD	Qualifier	Code
075SD-0002-0001-SD	ACENAPHTHYLENE	20.0	UG/KG	11	5.3	R	D
075SD-0002-0001-SD	ANTHRACENE	77.0	UG/KG	11	5.3	R	D
075SD-0002-0001-SD	BENZO(A)ANTHRACENE	140.0	UG/KG	11	5.3	R	D
075SD-0002-0001-SD	BENZO(A)PYRENE	160.0	UG/KG	11	5.3	R	D
075SD-0002-0001-SD	BENZO(B)FLUORANTHENE	200.0	UG/KG	11	5.3	R	D
075SD-0002-0001-SD	BENZO(G,H,I)PERYLENE	120.0	UG/KG	11	5.3	J	C
075SD-0002-0001-SD	BENZO(G,H,I)PERYLENE	85.0	UG/KG	11	5.3	R	D
075SD-0002-0001-SD	BENZO(K)FLUORANTHENE	83.0	UG/KG	11	5.3	R	D
075SD-0002-0001-SD	BENZOIC ACID	530	UG/KG	1100	530	R	D
075SD-0002-0001-SD	BENZYL ALCOHOL	43	UG/KG	530	43	R	D
075SD-0002-0001-SD	BENZYL BUTYL PHTHALATE	43	UG/KG	80	43	R	D
075SD-0002-0001-SD	BIS(2-CHLOROETHOXY) METHANE	43	UG/KG	160	43	R	D
075SD-0002-0001-SD	BIS(2-CHLOROETHYL) ETHER	5.3	UG/KG	160	5.3	R	D
075SD-0002-0001-SD	BIS(2-ETHYLHEXYL) PHTHALATE	43	UG/KG	80	43	UJ	H
075SD-0002-0001-SD	CARBAZOLE	50.0	UG/KG	80	43	R	D
075SD-0002-0001-SD	CHRYSENE	160.0	UG/KG	11	5.3	R	D
075SD-0002-0001-SD	CRESOLS, M & P	130	UG/KG	640	130	R	D
075SD-0002-0001-SD	DIBENZ(A,H)ANTHRACENE	5.3	UG/KG	11	5.3	UJ	C
075SD-0002-0001-SD	DIBENZ(A,H)ANTHRACENE	22.0	UG/KG	11	5.3	R	D
075SD-0002-0001-SD	DIBENZOFURAN	39.0	UG/KG	80	5.3	R	D
075SD-0002-0001-SD	DIETHYL PHTHALATE	43	UG/KG	80	43	R	D
075SD-0002-0001-SD	DIMETHYL PHTHALATE	43	UG/KG	80	43	R	D
075SD-0002-0001-SD	DI-N-BUTYL PHTHALATE	43	UG/KG	80	43	R	D
075SD-0002-0001-SD	DI-N-OCTYLPHTHALATE	43	UG/KG	80	43	R	D
075SD-0002-0001-SD	FLUORANTHENE	390.0	UG/KG	11	5.3	R	D
075SD-0002-0001-SD	FLUORENE	54.0	UG/KG	11	5.3	R	D
075SD-0002-0001-SD	HEXACHLOROBENZENE	5.3	UG/KG	11	5.3	R	D
075SD-0002-0001-SD	HEXACHLOROBUTADIENE	43	UG/KG	80	43	R	D
075SD-0002-0001-SD	HEXACHLOROCYCLOPENTADIENE	43	UG/KG	530	43	R	D
075SD-0002-0001-SD	HEXACHLOROETHANE	43	UG/KG	80	43	UJ	C
075SD-0002-0001-SD	HEXACHLOROETHANE	43	UG/KG	80	43	R	D
075SD-0002-0001-SD	INDENO(1,2,3-C,D)PYRENE	120.0	UG/KG	11	5.3	J	C
075SD-0002-0001-SD	INDENO(1,2,3-C,D)PYRENE	74.0	UG/KG	11	5.3	R	D
075SD-0002-0001-SD	ISOPHORONE	43	UG/KG	80	43	R	D
075SD-0002-0001-SD	NAPHTHALENE	41.0	UG/KG	11	5.3	R	D
075SD-0002-0001-SD	NITROBENZENE	5.3	UG/KG	160	5.3	R	D
075SD-0002-0001-SD	N-NITROSODI-N-PROPYLAMINE	43	UG/KG	80	43	R	D
075SD-0002-0001-SD	N-NITROSODIPHENYLAMINE	43	UG/KG	80	43	R	D
075SD-0002-0001-SD	PENTACHLOROPHENOL	130	UG/KG	240	130	R	D
075SD-0002-0001-SD	PHENANTHRENE	330.0	UG/KG	11	5.3	R	D
075SD-0002-0001-SD	PHENOL	43	UG/KG	80	43	R	D
075SD-0002-0001-SD	PYRENE	280.0	UG/KG	11	5.3	R	D
075SD-0002-0001-SD	2-NITROTOLUENE	0.049	MG/KG	0.25	0.049	UJ	C
075SD-0002-0001-SD	NITROBENZENE	0.049	MG/KG	0.25	0.049	R	D
075SD-0002-0001-SD	NITROGUANIDINE	0.039	MG/KG	0.24	0.039	UJ	Q
075SD-0002-0001-SD	RDX	0.049	MG/KG	0.25	0.049	UJ	C
075SD-0002-0001-SD	TETRYL	0.029	MG/KG	0.25	0.049	NJ	*III

Sample	Analyte	Result	Units	LOQ	LOD	Qualifier	Code
077SS-0001M-0001-SO	ANTIMONY	0.2	MG/KG	0.17	0.083	J	I, Q
077SS-0001M-0001-SO	ARSENIC	12	MG/KG	0.083	0.041	J-	Q
077SS-0001M-0001-SO	BARIUM	49	MG/KG	0.83	0.017	J	M
077SS-0001M-0001-SO	CADMIUM	0.19	MG/KG	0.083	0.025	J	I, Q
077SS-0001M-0001-SO	CALCIUM	4500	MG/KG	8.3	2.1	J	A, E
077SS-0001M-0001-SO	COPPER	16	MG/KG	0.17	0.05	J	Q
077SS-0001M-0001-SO	MAGNESIUM	2800	MG/KG	8.3	1.7	J+	Q
077SS-0001M-0001-SO	POTASSIUM	830	MG/KG	8.3	5	J+	Q
077SS-0001M-0001-SO	SELENIUM	0.56	MG/KG	0.41	0.083	J-	Q
077SS-0001M-0001-SO	SILVER	0.027	MG/KG	0.083	0.025	J+	I
077SS-0001M-0001-SO	SODIUM	29	MG/KG	8.3	4.1	UJ	E, F
077SS-0001M-0001-SO	TOXAPHENE	200	UG/KG	670	200	UJ	C
077SS-0001M-0001-SO	2,4-DINITROTOLUENE	110	UG/KG	810	110	R	D
077SS-0001M-0001-SO	2,6-DINITROTOLUENE	110	UG/KG	810	110	R	D
077SS-0001M-0001-SO	3,3'-DICHLOROBENZIDINE	320	UG/KG	410	320	UJ	C
077SS-0001M-0001-SO	BENZOIC ACID	0	UG/KG	2700	1400	R	Q
077SS-0001M-0001-SO	N-NITROSODIPHENYLAMINE	110	UG/KG	200	110	R	C
077SS-0001M-0001-SO	2-NITROTOLUENE	0.05	MG/KG	0.25	0.05	UJ	C
077SS-0001M-0001-SO	NITROBENZENE	0.05	MG/KG	0.25	0.05	R	D
077SS-0001M-0001-SO	RDX	0.05	MG/KG	0.25	0.05	UJ	C

Sample	Analyte	Result	Units	LOQ	LOD	Qualifier	Code
083SB-0005M-0001-SO	ANTIMONY	1.2	mg/kg	4.1	2.1	J-	Q
083SB-0005M-0001-SO	ARSENIC	13.9	mg/kg	4.1	2.1	J-	Q
083SB-0005M-0001-SO	BARIUM	78.1	mg/kg	0.26	0.13	J-	A, P, Q, *III
083SB-0005M-0001-SO	BERYLLIUM	0.68	mg/kg	0.21	0.062	J-	P, Q
083SB-0005M-0001-SO	CADMIUM	0.1	mg/kg	0.21	0.1	UJ	P, Q
083SB-0005M-0001-SO	CALCIUM	28900	mg/kg	7.3	3.6	J-	P
083SB-0005M-0001-SO	CHROMIUM	18.3	mg/kg	0.73	0.36	J-	P, Q, *III
083SB-0005M-0001-SO	COBALT	11.8	mg/kg	1.2	0.62	J-	P, Q
083SB-0005M-0001-SO	COPPER	21.3	mg/kg	2.1	1	J-	Q
083SB-0005M-0001-SO	LEAD	11.8	mg/kg	1.3	0.65	J-	P, Q
083SB-0005M-0001-SO	MAGNESIUM	7530	mg/kg	4.1	2.1	J-	A, P, Q, *III
083SB-0005M-0001-SO	NICKEL	29.2	mg/kg	0.62	0.31	J-	P, Q, *III
083SB-0005M-0001-SO	SELENIUM	0.24	mg/kg	0.41	0.24	UJ	Q, $, *III
083SB-0005M-0001-SO	SILVER	0.12	mg/kg	0.1	0.12	UJ	Q, $, *III
083SB-0005M-0001-SO	THALLIUM	0.79	mg/kg	2.5	1.2	UJ	B, P, Q, *III
083SB-0005M-0001-SO	VANADIUM	18.8	mg/kg	0.41	0.21	J-	P, Q
083SB-0005M-0001-SO	ZINC	70.2	mg/kg	1.6	0.78	J-	P, Q, *III
083SB-0005M-0001-SO	MERCURY	0.013	mg/kg	0.0091	0.0046	J+	Q
083SB-0005M-0001-SO	CHLOROETHANE	0.9	ug/kg	1.8	0.9	UJ	C
083SB-0005M-0001-SO	M,P-XYLENE	1.8	ug/kg	3.6	1.8	R	D
083SB-0005M-0001-SO	METHYLENE CHLORIDE	6.0	ug/kg	9	1.8	U	B
083SB-0005M-0001-SO	O-XYLENE	0.9	ug/kg	1.8	0.9	R	D
083SB-0005M-0001-SO	BENZOIC ACID	1600	ug/kg	3200	1600	UJ	C
083SB-0005M-0001-SO	BENZYL ALCOHOL	130	ug/kg	420	130	R	C
083SB-0005M-0001-SO	HEXACHLOROCYCLOPENTADIENE	64	ug/kg	210	64	UJ	C
083SB-0005M-0001-SO	2,4-DINITROTOLUENE	0.2	mg/kg	0.3	0.2	R	D
083SB-0005M-0001-SO	2,6-DINITROTOLUENE	0.2	mg/kg	0.3	0.2	R	D
083SB-0005M-0001-SO	2-NITROTOLUENE	0.2	mg/kg	0.3	0.2	UJ	C
083SB-0005M-0001-SO	3,5-DINITROANILINE	0.2	mg/kg	0.3	0.2	R	C
083SB-0005M-0001-SO	4-AMINO-2,6-DINITROTOLUENE	0.2	mg/kg	0.3	0.2	UJ	C
083SB-0005M-0001-SO	NITROBENZENE	0.2	mg/kg	0.5	0.2	R	D

APPENDIX C

Primary/Field Duplicate Sample Comparisons

Sample	Analyte	Result	Units	LOQ	Qual	Sample	Result	Units	LOQ	Qual	RPD	W/In LOQ
070SB-0042M-0001-SO	C10-C20	370	MG/KG	210		070SB-043M-0001-SO	350	MG/KG	100		N/A	Yes
070SB-0042M-0001-SO	C20-C34	430	MG/KG	210		070SB-043M-0001-SO	400	MG/KG	100		N/A	Yes
070SB-0042M-0001-SO	C6-C12	49	UG/KG	98	U	070SB-043M-0001-SO	980	UG/KG	110		N/A	No
070SB-0042M-0001-SO	1,1,1-TRICHLOROETHANE	0.89	UG/KG	4.5	U	070SB-043M-0001-SO	1.1	UG/KG	5.4	U	N/A	Yes
070SB-0042M-0001-SO	1,1,2,2-TETRACHLOROETHANE	0.45	UG/KG	4.5	U	070SB-043M-0001-SO	0.54	UG/KG	5.4	U	N/A	Yes
070SB-0042M-0001-SO	1,1,2-TRICHLOROETHANE	0.45	UG/KG	4.5	U	070SB-043M-0001-SO	0.54	UG/KG	5.4	U	N/A	Yes
070SB-0042M-0001-SO	1,1-DICHLOROETHANE	0.45	UG/KG	4.5	U	070SB-043M-0001-SO	0.54	UG/KG	5.4	U	N/A	Yes
070SB-0042M-0001-SO	1,1-DICHLOROETHENE	0.89	UG/KG	4.5	U	070SB-043M-0001-SO	1.1	UG/KG	5.4	U	N/A	Yes
070SB-0042M-0001-SO	1,2-DIBROMOETHANE	0.89	UG/KG	4.5	U	070SB-043M-0001-SO	1.1	UG/KG	5.4	U	N/A	Yes
070SB-0042M-0001-SO	1,2-DICHLOROETHANE	0.45	UG/KG	4.5	U	070SB-043M-0001-SO	0.54	UG/KG	5.4	U	N/A	Yes
070SB-0042M-0001-SO	1,2-Dichloroethene, Total	0.89	UG/KG	8.9	U	070SB-043M-0001-SO	1.1	UG/KG	11	U	N/A	Yes
070SB-0042M-0001-SO	1,2-DICHLOROPROPANE	0.89	UG/KG	4.5	U	070SB-043M-0001-SO	1.1	UG/KG	5.4	U	N/A	Yes
070SB-0042M-0001-SO	2-Butanone (MEK)	6.2	UG/KG	18	J	070SB-043M-0001-SO	5.5	UG/KG	21	J	N/A	Yes
070SB-0042M-0001-SO	2-HEXANONE	0.89	UG/KG	18	U	070SB-043M-0001-SO	1.1	UG/KG	21	U	N/A	Yes
070SB-0042M-0001-SO	4-Methyl-2-pentanone (MIBK)	0.89	UG/KG	18	U	070SB-043M-0001-SO	1.1	UG/KG	21	U	N/A	Yes
070SB-0042M-0001-SO	ACETONE	24	UG/KG	18		070SB-043M-0001-SO	27	UG/KG	21		N/A	Yes
070SB-0042M-0001-SO	BENZENE	0.73	UG/KG	4.5	J	070SB-043M-0001-SO	0.84	UG/KG	5.4	J	N/A	Yes
070SB-0042M-0001-SO	BROMOCHLOROMETHANE	0.89	UG/KG	4.5	U	070SB-043M-0001-SO	1.1	UG/KG	5.4	U	N/A	Yes
070SB-0042M-0001-SO	BROMODICHLOROMETHANE	0.45	UG/KG	4.5	U	070SB-043M-0001-SO	0.54	UG/KG	5.4	U	N/A	Yes
070SB-0042M-0001-SO	BROMOFORM	0.45	UG/KG	4.5	U	070SB-043M-0001-SO	0.54	UG/KG	5.4	U	N/A	Yes
070SB-0042M-0001-SO	BROMOMETHANE	0.89	UG/KG	4.5	U	070SB-043M-0001-SO	1.1	UG/KG	5.4	U	N/A	Yes
070SB-0042M-0001-SO	CARBON DISULFIDE	0.45	UG/KG	4.5	U	070SB-043M-0001-SO	0.54	UG/KG	5.4	U	N/A	Yes
070SB-0042M-0001-SO	CARBON TETRACHLORIDE	0.45	UG/KG	4.5	U	070SB-043M-0001-SO	0.54	UG/KG	5.4	U	N/A	Yes
070SB-0042M-0001-SO	CHLOROBENZENE	0.45	UG/KG	4.5	U	070SB-043M-0001-SO	0.54	UG/KG	5.4	U	N/A	Yes
070SB-0042M-0001-SO	CHLOROETHANE	0.89	UG/KG	4.5	U	070SB-043M-0001-SO	1.1	UG/KG	5.4	U	N/A	Yes
070SB-0042M-0001-SO	CHLOROFORM	0.45	UG/KG	4.5	U	070SB-043M-0001-SO	0.54	UG/KG	5.4	U	N/A	Yes
070SB-0042M-0001-SO	CHLOROMETHANE	0.45	UG/KG	4.5	U	070SB-043M-0001-SO	0.54	UG/KG	5.4	U	N/A	Yes
070SB-0042M-0001-SO	CIS-1,3-DICHLOROPROPENE	0.45	UG/KG	4.5	U	070SB-043M-0001-SO	0.54	UG/KG	5.4	U	N/A	Yes
070SB-0042M-0001-SO	DIBROMOCHLOROMETHANE	0.89	UG/KG	4.5	U	070SB-043M-0001-SO	1.1	UG/KG	5.4	U	N/A	Yes
070SB-0042M-0001-SO	ETHYLBENZENE	4.7	UG/KG	4.5		070SB-043M-0001-SO	4.7	UG/KG	5.4	J	N/A	Yes
070SB-0042M-0001-SO	Methyl tert-butyl ether	0.45	UG/KG	4.5	U	070SB-043M-0001-SO	0.54	UG/KG	5.4	U	N/A	Yes
070SB-0042M-0001-SO	METHYLENE CHLORIDE	0.89	UG/KG	4.5	U	070SB-043M-0001-SO	1.8	UG/KG	5.4	J	N/A	Yes
070SB-0042M-0001-SO	STYRENE	0.45	UG/KG	4.5	U	070SB-043M-0001-SO	0.54	UG/KG	5.4	U	N/A	Yes
070SB-0042M-0001-SO	TETRACHLOROETHYLENE	0.89	UG/KG	4.5	U	070SB-043M-0001-SO	1.1	UG/KG	5.4	U	N/A	Yes
070SB-0042M-0001-SO	TOLUENE	2.7	UG/KG	4.5	J	070SB-043M-0001-SO	1.9	UG/KG	5.4	J	N/A	Yes
070SB-0042M-0001-SO	TRANS-1,3-DICHLOROPROPENE	0.89	UG/KG	4.5	U	070SB-043M-0001-SO	1.1	UG/KG	5.4	U	N/A	Yes

Sample	Analyte	Result	Units	LOQ	Qual	Sample	Result	Units	LOQ	Qual	RPD	W/In LOQ
070SB-0042M-0001-SO	Trichloroethene	0.45	UG/KG	4.5	U	070SB-043M-0001-SO	0.54	UG/KG	5.4	U	N/A	Yes
070SB-0042M-0001-SO	VINYL CHLORIDE	0.45	UG/KG	4.5	U	070SB-043M-0001-SO	0.54	UG/KG	5.4	U	N/A	Yes
070SB-0042M-0001-SO	XYLENES, TOTAL	20	UG/KG	8.9		070SB-043M-0001-SO	20	UG/KG	11		N/A	Yes
070SB-0042M-0001-SO	1,2,4-TRICHLOROBENZENE	270	UG/KG	500	U	070SB-043M-0001-SO	270	UG/KG	490	U	N/A	Yes
070SB-0042M-0001-SO	1,2-DICHLOROBENZENE	270	UG/KG	500	U	070SB-043M-0001-SO	270	UG/KG	490	U	N/A	Yes
070SB-0042M-0001-SO	1,3-DICHLOROBENZENE	270	UG/KG	500	U	070SB-043M-0001-SO	270	UG/KG	490	U	N/A	Yes
070SB-0042M-0001-SO	1,4-DICHLOROBENZENE	270	UG/KG	500	U	070SB-043M-0001-SO	270	UG/KG	490	U	N/A	Yes
070SB-0042M-0001-SO	2,4,5-TRICHLOROPHENOL	270	UG/KG	1500	U	070SB-043M-0001-SO	270	UG/KG	1500	U	N/A	Yes
070SB-0042M-0001-SO	2,4,6-TRICHLOROPHENOL	790	UG/KG	1500	U	070SB-043M-0001-SO	790	UG/KG	1500	U	N/A	Yes
070SB-0042M-0001-SO	2,4-DICHLOROPHENOL	270	UG/KG	1500	U	070SB-043M-0001-SO	270	UG/KG	1500	U	N/A	Yes
070SB-0042M-0001-SO	2,4-DIMETHYLPHENOL	790	UG/KG	1500	U	070SB-043M-0001-SO	790	UG/KG	1500	U	N/A	Yes
070SB-0042M-0001-SO	2,4-DINITROPHENOL	790	UG/KG	3300	U	070SB-043M-0001-SO	790	UG/KG	3300	U	N/A	Yes
070SB-0042M-0001-SO	2,4-DINITROTOLUENE	270	UG/KG	2000	U	070SB-043M-0001-SO	270	UG/KG	2000	U	N/A	Yes
070SB-0042M-0001-SO	2,6-DINITROTOLUENE	270	UG/KG	2000	U	070SB-043M-0001-SO	270	UG/KG	2000	U	N/A	Yes
070SB-0042M-0001-SO	2-CHLORONAPHTHALENE	33	UG/KG	500	U	070SB-043M-0001-SO	33	UG/KG	490	U	N/A	Yes
070SB-0042M-0001-SO	2-CHLOROPHENOL	270	UG/KG	500	U	070SB-043M-0001-SO	270	UG/KG	490	U	N/A	Yes
070SB-0042M-0001-SO	2-METHYLNAPHTHALENE	680	UG/KG	66		070SB-043M-0001-SO	660	UG/KG	66		3	N/A
070SB-0042M-0001-SO	2-METHYLPHENOL	790	UG/KG	2000	U	070SB-043M-0001-SO	790	UG/KG	2000	U	N/A	Yes
070SB-0042M-0001-SO	2-NITROANILINE	270	UG/KG	2000	U	070SB-043M-0001-SO	270	UG/KG	2000	U	N/A	Yes
070SB-0042M-0001-SO	2-NITROPHENOL	270	UG/KG	500	U	070SB-043M-0001-SO	270	UG/KG	490	U	N/A	Yes
070SB-0042M-0001-SO	3,3'-DICHLOROBENZIDINE	790	UG/KG	990	U	070SB-043M-0001-SO	790	UG/KG	990	U	N/A	Yes
070SB-0042M-0001-SO	3-NITROANILINE	790	UG/KG	2000	U	070SB-043M-0001-SO	790	UG/KG	2000	U	N/A	Yes
070SB-0042M-0001-SO	4,6-DINITRO-2-METHYLPHENOL	790	UG/KG	1500	U	070SB-043M-0001-SO	790	UG/KG	1500	U	N/A	Yes
070SB-0042M-0001-SO	4-BROMOPHENYL PHENYL ETHER	270	UG/KG	500	U	070SB-043M-0001-SO	270	UG/KG	490	U	N/A	Yes
070SB-0042M-0001-SO	4-CHLORO-3-METHYLPHENOL	270	UG/KG	1500	U	070SB-043M-0001-SO	270	UG/KG	1500	U	N/A	Yes
070SB-0042M-0001-SO	4-CHLOROANILINE	270	UG/KG	1500	U	070SB-043M-0001-SO	270	UG/KG	1500	U	N/A	Yes
070SB-0042M-0001-SO	4-CHLOROPHENYL PHENYL ETHER	270	UG/KG	500	U	070SB-043M-0001-SO	270	UG/KG	490	U	N/A	Yes
070SB-0042M-0001-SO	4-NITROANILINE	270	UG/KG	2000	U	070SB-043M-0001-SO	270	UG/KG	2000	U	N/A	Yes
070SB-0042M-0001-SO	4-NITROPHENOL	790	UG/KG	3300	U	070SB-043M-0001-SO	790	UG/KG	3300	U	N/A	Yes
070SB-0042M-0001-SO	ACENAPHTHENE	380	UG/KG	66		070SB-043M-0001-SO	260	UG/KG	66		N/A	No
070SB-0042M-0001-SO	ACENAPHTHYLENE	79	UG/KG	66		070SB-043M-0001-SO	61	UG/KG	66	J	N/A	Yes
070SB-0042M-0001-SO	ANTHRACENE	33	UG/KG	66	U	070SB-043M-0001-SO	33	UG/KG	66	U	N/A	Yes
070SB-0042M-0001-SO	Benzo[a]anthracene	140	UG/KG	66		070SB-043M-0001-SO	150	UG/KG	66		N/A	Yes
070SB-0042M-0001-SO	Benzo[a]pyrene	41	UG/KG	66	J	070SB-043M-0001-SO	51	UG/KG	66	J	N/A	Yes
070SB-0042M-0001-SO	Benzo[b]fluoranthene	34	UG/KG	66	J	070SB-043M-0001-SO	33	UG/KG	66	J	N/A	Yes
070SB-0042M-0001-SO	Benzo[g,h,i]perylene	57	UG/KG	66	J	070SB-043M-0001-SO	33	UG/KG	66	U	N/A	Yes

Sample	Analyte	Result	Units	LOQ	Qual	Sample	Result	Units	LOQ	Qual	RPD	W/In LOQ
070SB-0042M-0001-SO	Benzo[k]fluoranthene	33	UG/KG	66	U	070SB-043M-0001-SO	33	UG/KG	66	U	N/A	Yes
070SB-0042M-0001-SO	BENZOIC ACID	3300	UG/KG	6500	U	070SB-043M-0001-SO	3300	UG/KG	6500	U	N/A	Yes
070SB-0042M-0001-SO	BENZYL ALCOHOL	270	UG/KG	3300	U	070SB-043M-0001-SO	270	UG/KG	3300	U	N/A	Yes
070SB-0042M-0001-SO	BENZYL BUTYL PHTHALATE	270	UG/KG	500	U	070SB-043M-0001-SO	270	UG/KG	490	U	N/A	Yes
070SB-0042M-0001-SO	BIS(2-CHLOROETHOXY) METHANE	270	UG/KG	990	U	070SB-043M-0001-SO	270	UG/KG	990	U	N/A	Yes
070SB-0042M-0001-SO	BIS(2-CHLOROETHYL) ETHER	33	UG/KG	990	U	070SB-043M-0001-SO	33	UG/KG	990	U	N/A	Yes
070SB-0042M-0001-SO	BIS(2-CHLOROISOPROPYL) ETHER	270	UG/KG	990	U	070SB-043M-0001-SO	270	UG/KG	990	U	N/A	Yes
070SB-0042M-0001-SO	BIS(2-ETHYLHEXYL) PHTHALATE	270	UG/KG	500	U	070SB-043M-0001-SO	270	UG/KG	490	U	N/A	Yes
070SB-0042M-0001-SO	CARBAZOLE	270	UG/KG	500	U	070SB-043M-0001-SO	270	UG/KG	490	U	N/A	Yes
070SB-0042M-0001-SO	CHRYSENE	190	UG/KG	66		070SB-043M-0001-SO	98	UG/KG	66		N/A	No
070SB-0042M-0001-SO	CRESOLS, M & P	790	UG/KG	4000	U	070SB-043M-0001-SO	790	UG/KG	3900	U	N/A	Yes
070SB-0042M-0001-SO	DIBENZ(A,H)ANTHRACENE	33	UG/KG	66	U	070SB-043M-0001-SO	33	UG/KG	66	U	N/A	Yes
070SB-0042M-0001-SO	DIBENZOFURAN	250	UG/KG	500	J	070SB-043M-0001-SO	180	UG/KG	490	J	N/A	Yes
070SB-0042M-0001-SO	DIETHYL PHTHALATE	270	UG/KG	500	U	070SB-043M-0001-SO	270	UG/KG	490	U	N/A	Yes
070SB-0042M-0001-SO	DIMETHYL PHTHALATE	270	UG/KG	500	U	070SB-043M-0001-SO	270	UG/KG	490	U	N/A	Yes
070SB-0042M-0001-SO	DI-N-BUTYL PHTHALATE	270	UG/KG	500	U	070SB-043M-0001-SO	270	UG/KG	490	U	N/A	Yes
070SB-0042M-0001-SO	Di-n-octyl phthalate	270	UG/KG	500	U	070SB-043M-0001-SO	270	UG/KG	490	U	N/A	Yes
070SB-0042M-0001-SO	FLUORANTHENE	170	UG/KG	66		070SB-043M-0001-SO	120	UG/KG	66		N/A	Yes
070SB-0042M-0001-SO	FLUORENE	650	UG/KG	66		070SB-043M-0001-SO	500	UG/KG	66		26	N/A
070SB-0042M-0001-SO	HEXACHLOROBENZENE	33	UG/KG	66	U	070SB-043M-0001-SO	33	UG/KG	66	U	N/A	Yes
070SB-0042M-0001-SO	HEXACHLOROBUTADIENE	270	UG/KG	500	U	070SB-043M-0001-SO	270	UG/KG	490	U	N/A	Yes
070SB-0042M-0001-SO	HEXACHLOROCYCLOPENTADIENE	270	UG/KG	3300	U	070SB-043M-0001-SO	270	UG/KG	3300	U	N/A	Yes
070SB-0042M-0001-SO	HEXACHLOROETHANE	270	UG/KG	500	U	070SB-043M-0001-SO	270	UG/KG	490	U	N/A	Yes
070SB-0042M-0001-SO	Indeno[1,2,3-cd]pyrene	33	UG/KG	66	U	070SB-043M-0001-SO	33	UG/KG	66	U	N/A	Yes
070SB-0042M-0001-SO	ISOPHORONE	270	UG/KG	500	U	070SB-043M-0001-SO	270	UG/KG	490	U	N/A	Yes
070SB-0042M-0001-SO	NAPHTHALENE	50	UG/KG	66	J	070SB-043M-0001-SO	51	UG/KG	66	J	N/A	Yes
070SB-0042M-0001-SO	NITROBENZENE	33	UG/KG	990	U	070SB-043M-0001-SO	33	UG/KG	990	U	N/A	Yes
070SB-0042M-0001-SO	N-NITROSODI-N-PROPYLAMINE	270	UG/KG	500	U	070SB-043M-0001-SO	270	UG/KG	490	U	N/A	Yes
070SB-0042M-0001-SO	N-NITROSODIPHENYLAMINE	270	UG/KG	500	U	070SB-043M-0001-SO	270	UG/KG	490	U	N/A	Yes
070SB-0042M-0001-SO	PENTACHLOROPHENOL	790	UG/KG	1500	U	070SB-043M-0001-SO	790	UG/KG	1500	U	N/A	Yes
070SB-0042M-0001-SO	PHENANTHRENE	1000	UG/KG	66		070SB-043M-0001-SO	810	UG/KG	66		21	N/A
070SB-0042M-0001-SO	PHENOL	270	UG/KG	500	U	070SB-043M-0001-SO	270	UG/KG	490	U	N/A	Yes
070SB-0042M-0001-SO	PYRENE	1000	UG/KG	66		070SB-043M-0001-SO	730	UG/KG	66		31	N/A
070SB-044M-0001-SO	2,4 DB	33	UG/KG	80	U	070SB-045M-0001-SO	33	UG/KG	79	U	N/A	Yes
070SB-044M-0001-SO	2,4,5-T	8.3	UG/KG	20	U	070SB-045M-0001-SO	8.3	UG/KG	20	U	N/A	Yes
070SB-044M-0001-SO	2,4-D	33	UG/KG	80	U	070SB-045M-0001-SO	33	UG/KG	79	U	N/A	Yes

Sample	Analyte	Result	Units	LOQ	Qual	Sample	Result	Units	LOQ	Qual	RPD	W/In LOQ
070SB-044M-0001-SO	DALAPON	17	UG/KG	40	U	070SB-045M-0001-SO	17	UG/KG	40	U	N/A	Yes
070SB-044M-0001-SO	DICAMBA	17	UG/KG	40	U	070SB-045M-0001-SO	17	UG/KG	40	U	N/A	Yes
070SB-044M-0001-SO	Dichlorprop	66	UG/KG	80	U	070SB-045M-0001-SO	66	UG/KG	79	U	N/A	Yes
070SB-044M-0001-SO	DINOSEB	10	UG/KG	12	U	070SB-045M-0001-SO	9.9	UG/KG	12	U	N/A	Yes
070SB-044M-0001-SO	MCPA	3300	UG/KG	8000	UJ	070SB-045M-0001-SO	3300	UG/KG	7900	U	N/A	Yes
070SB-044M-0001-SO	MCPP	3300	UG/KG	8000	UJ	070SB-045M-0001-SO	3300	UG/KG	7900	U	N/A	Yes
070SB-044M-0001-SO	PENTACHLOROPHENOL	8.3	UG/KG	10	U	070SB-045M-0001-SO	8.3	UG/KG	9.9	U	N/A	Yes
070SB-044M-0001-SO	SILVEX (2,4,5-TP)	8.3	UG/KG	20	U	070SB-045M-0001-SO	8.3	UG/KG	20	U	N/A	Yes
070SB-044M-0001-SO	1,2,4-TRICHLOROBENZENE	270	UG/KG	510	U	070SB-045M-0001-SO	270	UG/KG	500	U	N/A	Yes
070SB-044M-0001-SO	1,2-DICHLOROBENZENE	270	UG/KG	510	U	070SB-045M-0001-SO	270	UG/KG	500	U	N/A	Yes
070SB-044M-0001-SO	1,3-DICHLOROBENZENE	270	UG/KG	510	U	070SB-045M-0001-SO	270	UG/KG	500	U	N/A	Yes
070SB-044M-0001-SO	1,4-DICHLOROBENZENE	270	UG/KG	510	U	070SB-045M-0001-SO	270	UG/KG	500	U	N/A	Yes
070SB-044M-0001-SO	2,4,5-TRICHLOROPHENOL	270	UG/KG	1500	U	070SB-045M-0001-SO	270	UG/KG	1500	U	N/A	Yes
070SB-044M-0001-SO	2,4,6-TRICHLOROPHENOL	810	UG/KG	1500	U	070SB-045M-0001-SO	800	UG/KG	1500	U	N/A	Yes
070SB-044M-0001-SO	2,4-DICHLOROPHENOL	270	UG/KG	1500	U	070SB-045M-0001-SO	270	UG/KG	1500	U	N/A	Yes
070SB-044M-0001-SO	2,4-DIMETHYLPHENOL	810	UG/KG	1500	U	070SB-045M-0001-SO	800	UG/KG	1500	U	N/A	Yes
070SB-044M-0001-SO	2,4-DINITROPHENOL	810	UG/KG	3300	UJ	070SB-045M-0001-SO	800	UG/KG	3300	U	N/A	Yes
070SB-044M-0001-SO	2,4-DINITROTOLUENE	270	UG/KG	2000	R	070SB-045M-0001-SO	270	UG/KG	2000	U	N/A	N/A
070SB-044M-0001-SO	2,6-DINITROTOLUENE	270	UG/KG	2000	R	070SB-045M-0001-SO	270	UG/KG	2000	U	N/A	N/A
070SB-044M-0001-SO	2-CHLORONAPHTHALENE	33	UG/KG	510	U	070SB-045M-0001-SO	33	UG/KG	500	U	N/A	Yes
070SB-044M-0001-SO	2-CHLOROPHENOL	270	UG/KG	510	U	070SB-045M-0001-SO	270	UG/KG	500	U	N/A	Yes
070SB-044M-0001-SO	2-METHYLNAPHTHALENE	33	UG/KG	67	U	070SB-045M-0001-SO	81	UG/KG	67		N/A	Yes
070SB-044M-0001-SO	2-METHYLPHENOL	810	UG/KG	2000	U	070SB-045M-0001-SO	800	UG/KG	2000	U	N/A	Yes
070SB-044M-0001-SO	2-NITROANILINE	270	UG/KG	2000	U	070SB-045M-0001-SO	270	UG/KG	2000	U	N/A	Yes
070SB-044M-0001-SO	2-NITROPHENOL	270	UG/KG	510	U	070SB-045M-0001-SO	270	UG/KG	500	U	N/A	Yes
070SB-044M-0001-SO	3,3'-DICHLOROBENZIDINE	810	UG/KG	1000	U	070SB-045M-0001-SO	800	UG/KG	1000	U	N/A	Yes
070SB-044M-0001-SO	3-NITROANILINE	810	UG/KG	2000	U	070SB-045M-0001-SO	800	UG/KG	2000	U	N/A	Yes
070SB-044M-0001-SO	4,6-DINITRO-2-METHYLPHENOL	810	UG/KG	1500	U	070SB-045M-0001-SO	800	UG/KG	1500	U	N/A	Yes
070SB-044M-0001-SO	4-BROMOPHENYL PHENYL ETHER	270	UG/KG	510	U	070SB-045M-0001-SO	270	UG/KG	500	U	N/A	Yes
070SB-044M-0001-SO	4-CHLORO-3-METHYLPHENOL	270	UG/KG	1500	U	070SB-045M-0001-SO	270	UG/KG	1500	U	N/A	Yes
070SB-044M-0001-SO	4-CHLOROANILINE	270	UG/KG	1500	U	070SB-045M-0001-SO	270	UG/KG	1500	U	N/A	Yes
070SB-044M-0001-SO	4-CHLOROPHENYL PHENYL ETHER	270	UG/KG	510	U	070SB-045M-0001-SO	270	UG/KG	500	U	N/A	Yes
070SB-044M-0001-SO	4-NITROANILINE	270	UG/KG	2000	U	070SB-045M-0001-SO	270	UG/KG	2000	U	N/A	Yes
070SB-044M-0001-SO	4-NITROPHENOL	810	UG/KG	3300	U	070SB-045M-0001-SO	800	UG/KG	3300	U	N/A	Yes
070SB-044M-0001-SO	ACENAPHTHENE	33	UG/KG	67	U	070SB-045M-0001-SO	33	UG/KG	67	U	N/A	Yes
070SB-044M-0001-SO	ACENAPHTHYLENE	33	UG/KG	67	U	070SB-045M-0001-SO	33	UG/KG	67	U	N/A	Yes

Sample	Analyte	Result	Units	LOQ	Qual	Sample	Result	Units	LOQ	Qual	RPD	W/In LOQ
070SB-044M-0001-SO	ANTHRACENE	33	UG/KG	67	U	070SB-045M-0001-SO	33	UG/KG	67	U	N/A	Yes
070SB-044M-0001-SO	Benzo[a]anthracene	33	UG/KG	67	U	070SB-045M-0001-SO	33	UG/KG	67	U	N/A	Yes
070SB-044M-0001-SO	Benzo[a]pyrene	33	UG/KG	67	U	070SB-045M-0001-SO	33	UG/KG	67	U	N/A	Yes
070SB-044M-0001-SO	Benzo[b]fluoranthene	33	UG/KG	67	U	070SB-045M-0001-SO	33	UG/KG	67	U	N/A	Yes
070SB-044M-0001-SO	Benzo[g,h,i]perylene	33	UG/KG	67	UJ	070SB-045M-0001-SO	33	UG/KG	67	U	N/A	Yes
070SB-044M-0001-SO	Benzo[k]fluoranthene	33	UG/KG	67	U	070SB-045M-0001-SO	33	UG/KG	67	U	N/A	Yes
070SB-044M-0001-SO	BENZOIC ACID	3400	UG/KG	6700	U	070SB-045M-0001-SO	3300	UG/KG	6600	U	N/A	Yes
070SB-044M-0001-SO	BENZYL ALCOHOL	270	UG/KG	3300	U	070SB-045M-0001-SO	270	UG/KG	3300	U	N/A	Yes
070SB-044M-0001-SO	BENZYL BUTYL PHTHALATE	270	UG/KG	510	U	070SB-045M-0001-SO	270	UG/KG	500	U	N/A	Yes
070SB-044M-0001-SO	BIS(2-CHLOROETHOXY) METHANE	270	UG/KG	1000	U	070SB-045M-0001-SO	270	UG/KG	1000	U	N/A	Yes
070SB-044M-0001-SO	BIS(2-CHLOROETHYL) ETHER	33	UG/KG	1000	U	070SB-045M-0001-SO	33	UG/KG	1000	U	N/A	Yes
070SB-044M-0001-SO	BIS(2-CHLOROISOPROPYL) ETHER	270	UG/KG	1000	U	070SB-045M-0001-SO	270	UG/KG	1000	U	N/A	Yes
070SB-044M-0001-SO	BIS(2-ETHYLHEXYL) PHTHALATE	270	UG/KG	510	U	070SB-045M-0001-SO	270	UG/KG	500	U	N/A	Yes
070SB-044M-0001-SO	CARBAZOLE	270	UG/KG	510	U	070SB-045M-0001-SO	270	UG/KG	500	U	N/A	Yes
070SB-044M-0001-SO	CHRYSENE	33	UG/KG	67	U	070SB-045M-0001-SO	33	UG/KG	67	U	N/A	Yes
070SB-044M-0001-SO	CRESOLS, M & P	810	UG/KG	4000	U	070SB-045M-0001-SO	800	UG/KG	4000	U	N/A	Yes
070SB-044M-0001-SO	DIBENZ(A,H)ANTHRACENE	33	UG/KG	67	U	070SB-045M-0001-SO	33	UG/KG	67	U	N/A	Yes
070SB-044M-0001-SO	DIBENZOFURAN	33	UG/KG	510	U	070SB-045M-0001-SO	33	UG/KG	500	U	N/A	Yes
070SB-044M-0001-SO	DIETHYL PHTHALATE	270	UG/KG	510	U	070SB-045M-0001-SO	270	UG/KG	500	U	N/A	Yes
070SB-044M-0001-SO	DIMETHYL PHTHALATE	270	UG/KG	510	U	070SB-045M-0001-SO	270	UG/KG	500	U	N/A	Yes
070SB-044M-0001-SO	DI-N-BUTYL PHTHALATE	270	UG/KG	510	U	070SB-045M-0001-SO	270	UG/KG	500	U	N/A	Yes
070SB-044M-0001-SO	Di-n-octyl phthalate	270	UG/KG	510	U	070SB-045M-0001-SO	270	UG/KG	500	U	N/A	Yes
070SB-044M-0001-SO	FLUORANTHENE	33	UG/KG	67	U	070SB-045M-0001-SO	33	UG/KG	67	U	N/A	Yes
070SB-044M-0001-SO	FLUORENE	33	UG/KG	67	U	070SB-045M-0001-SO	33	UG/KG	67	U	N/A	Yes
070SB-044M-0001-SO	HEXACHLOROBENZENE	33	UG/KG	67	U	070SB-045M-0001-SO	33	UG/KG	67	U	N/A	Yes
070SB-044M-0001-SO	HEXACHLOROBUTADIENE	270	UG/KG	510	U	070SB-045M-0001-SO	270	UG/KG	500	U	N/A	Yes
070SB-044M-0001-SO	HEXACHLOROCYCLOPENTADIENE	270	UG/KG	3300	U	070SB-045M-0001-SO	270	UG/KG	3300	U	N/A	Yes
070SB-044M-0001-SO	HEXACHLOROETHANE	270	UG/KG	510	U	070SB-045M-0001-SO	270	UG/KG	500	U	N/A	Yes
070SB-044M-0001-SO	Indeno[1,2,3-cd]pyrene	33	UG/KG	67	U	070SB-045M-0001-SO	33	UG/KG	67	U	N/A	Yes
070SB-044M-0001-SO	ISOPHORONE	270	UG/KG	510	U	070SB-045M-0001-SO	270	UG/KG	500	U	N/A	Yes
070SB-044M-0001-SO	NAPHTHALENE	33	UG/KG	67	U	070SB-045M-0001-SO	69	UG/KG	67		N/A	Yes
070SB-044M-0001-SO	NITROBENZENE	33	UG/KG	1000	U	070SB-045M-0001-SO	33	UG/KG	1000	U	N/A	Yes
070SB-044M-0001-SO	N-NITROSODI-N-PROPYLAMINE	270	UG/KG	510	U	070SB-045M-0001-SO	270	UG/KG	500	U	N/A	Yes
070SB-044M-0001-SO	N-NITROSODIPHENYLAMINE	270	UG/KG	510	R	070SB-045M-0001-SO	270	UG/KG	500	U	N/A	N/A
070SB-044M-0001-SO	PENTACHLOROPHENOL	810	UG/KG	1500	R	070SB-045M-0001-SO	800	UG/KG	1500	U	N/A	N/A
070SB-044M-0001-SO	PHENANTHRENE	33	UG/KG	67	U	070SB-045M-0001-SO	45	UG/KG	67	J	N/A	Yes

Sample	Analyte	Result	Units	LOQ	Qual	Sample	Result	Units	LOQ	Qual	RPD	W/In LOQ
070SB-044M-0001-SO	PHENOL	270	UG/KG	510	U	070SB-045M-0001-SO	270	UG/KG	500	U	N/A	Yes
070SB-044M-0001-SO	PYRENE	33	UG/KG	67	U	070SB-045M-0001-SO	33	UG/KG	67	U	N/A	Yes
070SB-046M-0001-SO	ALUMINUM	6900	MG/KG	2.9		070SB-047M-0001-SO	9700	MG/KG	3		34	N/A
070SB-046M-0001-SO	ANTIMONY	0.097	MG/KG	0.19	U	070SB-047M-0001-SO	0.1	MG/KG	0.2	U	N/A	Yes
070SB-046M-0001-SO	ARSENIC	7.8	MG/KG	0.1		070SB-047M-0001-SO	8.1	MG/KG	0.1		4	N/A
070SB-046M-0001-SO	BARIUM	39	MG/KG	0.97		070SB-047M-0001-SO	55	MG/KG	1		34	N/A
070SB-046M-0001-SO	BERYLLIUM	0.35	MG/KG	0.1		070SB-047M-0001-SO	0.49	MG/KG	0.1		N/A	No
070SB-046M-0001-SO	CADMIUM	0.15	MG/KG	0.1		070SB-047M-0001-SO	0.17	MG/KG	0.1		N/A	Yes
070SB-046M-0001-SO	CALCIUM	1600	MG/KG	9.7		070SB-047M-0001-SO	1500	MG/KG	10		6	N/A
070SB-046M-0001-SO	CHROMIUM	9.8	MG/KG	0.19		070SB-047M-0001-SO	14	MG/KG	0.2		35	N/A
070SB-046M-0001-SO	COBALT	5.5	MG/KG	0.05		070SB-047M-0001-SO	7.6	MG/KG	0.05		32	N/A
070SB-046M-0001-SO	COPPER	14	MG/KG	0.19		070SB-047M-0001-SO	16	MG/KG	0.2		13	N/A
070SB-046M-0001-SO	IRON	16000	MG/KG	4.9		070SB-047M-0001-SO	20000	MG/KG	5		22	N/A
070SB-046M-0001-SO	LEAD	12	MG/KG	0.1		070SB-047M-0001-SO	14	MG/KG	0.1		15	N/A
070SB-046M-0001-SO	MAGNESIUM	1700	MG/KG	9.7		070SB-047M-0001-SO	2500	MG/KG	10		38	N/A
070SB-046M-0001-SO	MANGANESE	220	MG/KG	0.49		070SB-047M-0001-SO	270	MG/KG	0.5		20	N/A
070SB-046M-0001-SO	NICKEL	12	MG/KG	0.1		070SB-047M-0001-SO	17	MG/KG	0.1		34	N/A
070SB-046M-0001-SO	POTASSIUM	630	MG/KG	9.7		070SB-047M-0001-SO	850	MG/KG	10		30	N/A
070SB-046M-0001-SO	SELENIUM	0.31	MG/KG	0.49	J	070SB-047M-0001-SO	0.4	MG/KG	0.5	J	N/A	Yes
070SB-046M-0001-SO	SILVER	0.026	MG/KG	0.1	J	070SB-047M-0001-SO	0.029	MG/KG	0.1	J	N/A	Yes
070SB-046M-0001-SO	SODIUM	69	MG/KG	9.7		070SB-047M-0001-SO	91	MG/KG	10		28	N/A
070SB-046M-0001-SO	THALLIUM	0.098	MG/KG	0.1		070SB-047M-0001-SO	0.13	MG/KG	0.1		N/A	Yes
070SB-046M-0001-SO	VANADIUM	12	MG/KG	0.1		070SB-047M-0001-SO	16	MG/KG	0.1		29	N/A
070SB-046M-0001-SO	ZINC	37	MG/KG	0.49		070SB-047M-0001-SO	45	MG/KG	0.5		20	N/A
070SB-046M-0001-SO	Aroclor-1016	25	UG/KG	65	U	070SB-047M-0001-SO	25	UG/KG	65	U	N/A	Yes
070SB-046M-0001-SO	Aroclor-1221	25	UG/KG	50	U	070SB-047M-0001-SO	25	UG/KG	50	U	N/A	Yes
070SB-046M-0001-SO	Aroclor-1232	25	UG/KG	45	U	070SB-047M-0001-SO	25	UG/KG	45	U	N/A	Yes
070SB-046M-0001-SO	Aroclor-1242	25	UG/KG	40	U	070SB-047M-0001-SO	25	UG/KG	40	U	N/A	Yes
070SB-046M-0001-SO	Aroclor-1248	25	UG/KG	55	U	070SB-047M-0001-SO	25	UG/KG	55	U	N/A	Yes
070SB-046M-0001-SO	Aroclor-1254	25	UG/KG	55	U	070SB-047M-0001-SO	25	UG/KG	55	U	N/A	Yes
070SB-046M-0001-SO	Aroclor-1260	25	UG/KG	55	U	070SB-047M-0001-SO	25	UG/KG	55	U	N/A	Yes
070SB-046M-0001-SO	MERCURY	0.018	MG/KG	0.09	J	070SB-047M-0001-SO	0.021	MG/KG	0.091	J	N/A	Yes
070SB-046M-0001-SO	1,2,4-TRICHLOROBENZENE	270	UG/KG	500	U	070SB-047M-0001-SO	270	UG/KG	510	U	N/A	Yes
070SB-046M-0001-SO	1,2-DICHLOROBENZENE	270	UG/KG	500	U	070SB-047M-0001-SO	270	UG/KG	510	U	N/A	Yes
070SB-046M-0001-SO	1,3-DICHLOROBENZENE	270	UG/KG	500	U	070SB-047M-0001-SO	270	UG/KG	510	U	N/A	Yes
070SB-046M-0001-SO	1,4-DICHLOROBENZENE	270	UG/KG	500	U	070SB-047M-0001-SO	270	UG/KG	510	U	N/A	Yes

Sample	Analyte	Result	Units	LOQ	Qual	Sample	Result	Units	LOQ	Qual	RPD	W/In LOQ
070SB-046M-0001-SO	2,4,5-TRICHLOROPHENOL	270	UG/KG	1500	U	070SB-047M-0001-SO	270	UG/KG	1500	U	N/A	Yes
070SB-046M-0001-SO	2,4,6-TRICHLOROPHENOL	800	UG/KG	1500	U	070SB-047M-0001-SO	810	UG/KG	1500	U	N/A	Yes
070SB-046M-0001-SO	2,4-DICHLOROPHENOL	270	UG/KG	1500	U	070SB-047M-0001-SO	270	UG/KG	1500	U	N/A	Yes
070SB-046M-0001-SO	2,4-DIMETHYLPHENOL	800	UG/KG	1500	U	070SB-047M-0001-SO	810	UG/KG	1500	U	N/A	Yes
070SB-046M-0001-SO	2,4-DINITROPHENOL	800	UG/KG	3300	UJ	070SB-047M-0001-SO	810	UG/KG	3300	U	N/A	Yes
070SB-046M-0001-SO	2,4-DINITROTOLUENE	270	UG/KG	2000	U	070SB-047M-0001-SO	270	UG/KG	2000	U	N/A	Yes
070SB-046M-0001-SO	2,6-DINITROTOLUENE	270	UG/KG	2000	U	070SB-047M-0001-SO	270	UG/KG	2000	U	N/A	Yes
070SB-046M-0001-SO	2-CHLORONAPHTHALENE	33	UG/KG	500	U	070SB-047M-0001-SO	33	UG/KG	510	U	N/A	Yes
070SB-046M-0001-SO	2-CHLOROPHENOL	270	UG/KG	500	U	070SB-047M-0001-SO	270	UG/KG	510	U	N/A	Yes
070SB-046M-0001-SO	2-METHYLNAPHTHALENE	33	UG/KG	67	U	070SB-047M-0001-SO	34	UG/KG	67	J	N/A	Yes
070SB-046M-0001-SO	2-METHYLPHENOL	800	UG/KG	2000	U	070SB-047M-0001-SO	810	UG/KG	2000	U	N/A	Yes
070SB-046M-0001-SO	2-NITROANILINE	270	UG/KG	2000	U	070SB-047M-0001-SO	270	UG/KG	2000	U	N/A	Yes
070SB-046M-0001-SO	2-NITROPHENOL	270	UG/KG	500	U	070SB-047M-0001-SO	270	UG/KG	510	U	N/A	Yes
070SB-046M-0001-SO	3,3'-DICHLOROBENZIDINE	800	UG/KG	1000	U	070SB-047M-0001-SO	810	UG/KG	1000	U	N/A	Yes
070SB-046M-0001-SO	3-NITROANILINE	800	UG/KG	2000	U	070SB-047M-0001-SO	810	UG/KG	2000	U	N/A	Yes
070SB-046M-0001-SO	4,6-DINITRO-2-METHYLPHENOL	800	UG/KG	1500	U	070SB-047M-0001-SO	810	UG/KG	1500	U	N/A	Yes
070SB-046M-0001-SO	4-BROMOPHENYL PHENYL ETHER	270	UG/KG	500	U	070SB-047M-0001-SO	270	UG/KG	510	U	N/A	Yes
070SB-046M-0001-SO	4-CHLORO-3-METHYLPHENOL	270	UG/KG	1500	U	070SB-047M-0001-SO	270	UG/KG	1500	U	N/A	Yes
070SB-046M-0001-SO	4-CHLOROANILINE	270	UG/KG	1500	U	070SB-047M-0001-SO	270	UG/KG	1500	U	N/A	Yes
070SB-046M-0001-SO	4-CHLOROPHENYL PHENYL ETHER	270	UG/KG	500	U	070SB-047M-0001-SO	270	UG/KG	510	U	N/A	Yes
070SB-046M-0001-SO	4-NITROANILINE	270	UG/KG	2000	U	070SB-047M-0001-SO	270	UG/KG	2000	U	N/A	Yes
070SB-046M-0001-SO	4-NITROPHENOL	800	UG/KG	3300	U	070SB-047M-0001-SO	810	UG/KG	3300	U	N/A	Yes
070SB-046M-0001-SO	ACENAPHTHENE	33	UG/KG	67	U	070SB-047M-0001-SO	33	UG/KG	67	U	N/A	Yes
070SB-046M-0001-SO	ACENAPHTHYLENE	33	UG/KG	67	U	070SB-047M-0001-SO	33	UG/KG	67	U	N/A	Yes
070SB-046M-0001-SO	ANTHRACENE	33	UG/KG	67	U	070SB-047M-0001-SO	33	UG/KG	67	U	N/A	Yes
070SB-046M-0001-SO	Benzo[a]anthracene	33	UG/KG	67	U	070SB-047M-0001-SO	33	UG/KG	67	U	N/A	Yes
070SB-046M-0001-SO	Benzo[a]pyrene	33	UG/KG	67	U	070SB-047M-0001-SO	33	UG/KG	67	U	N/A	Yes
070SB-046M-0001-SO	Benzo[b]fluoranthene	33	UG/KG	67	U	070SB-047M-0001-SO	33	UG/KG	67	U	N/A	Yes
070SB-046M-0001-SO	Benzo[g,h,i]perylene	33	UG/KG	67	UJ	070SB-047M-0001-SO	33	UG/KG	67	U	N/A	Yes
070SB-046M-0001-SO	Benzo[k]fluoranthene	33	UG/KG	67	U	070SB-047M-0001-SO	33	UG/KG	67	U	N/A	Yes
070SB-046M-0001-SO	BENZOIC ACID	3300	UG/KG	6600	U	070SB-047M-0001-SO	3400	UG/KG	6700	U	N/A	Yes
070SB-046M-0001-SO	BENZYL ALCOHOL	270	UG/KG	3300	U	070SB-047M-0001-SO	270	UG/KG	3300	U	N/A	Yes
070SB-046M-0001-SO	BENZYL BUTYL PHTHALATE	270	UG/KG	500	U	070SB-047M-0001-SO	270	UG/KG	510	U	N/A	Yes
070SB-046M-0001-SO	BIS(2-CHLOROETHOXY) METHANE	270	UG/KG	1000	U	070SB-047M-0001-SO	270	UG/KG	1000	U	N/A	Yes
070SB-046M-0001-SO	BIS(2-CHLOROETHYL) ETHER	33	UG/KG	1000	U	070SB-047M-0001-SO	33	UG/KG	1000	U	N/A	Yes
070SB-046M-0001-SO	BIS(2-CHLOROISOPROPYL) ETHER	270	UG/KG	1000	U	070SB-047M-0001-SO	270	UG/KG	1000	U	N/A	Yes

Sample	Analyte	Result	Units	LOQ	Qual	Sample	Result	Units	LOQ	Qual	RPD	W/In LOQ
070SB-046M-0001-SO	BIS(2-ETHYLHEXYL) PHTHALATE	270	UG/KG	500	U	070SB-047M-0001-SO	270	UG/KG	510	U	N/A	Yes
070SB-046M-0001-SO	CARBAZOLE	270	UG/KG	500	U	070SB-047M-0001-SO	270	UG/KG	510	U	N/A	Yes
070SB-046M-0001-SO	CHRYSENE	33	UG/KG	67	U	070SB-047M-0001-SO	33	UG/KG	67	U	N/A	Yes
070SB-046M-0001-SO	CRESOLS, M & P	800	UG/KG	4000	U	070SB-047M-0001-SO	810	UG/KG	4000	U	N/A	Yes
070SB-046M-0001-SO	DIBENZ(A,H)ANTHRACENE	33	UG/KG	67	U	070SB-047M-0001-SO	33	UG/KG	67	U	N/A	Yes
070SB-046M-0001-SO	DIBENZOFURAN	33	UG/KG	500	U	070SB-047M-0001-SO	33	UG/KG	510	U	N/A	Yes
070SB-046M-0001-SO	DIETHYL PHTHALATE	270	UG/KG	500	U	070SB-047M-0001-SO	270	UG/KG	510	U	N/A	Yes
070SB-046M-0001-SO	DIMETHYL PHTHALATE	270	UG/KG	500	U	070SB-047M-0001-SO	270	UG/KG	510	U	N/A	Yes
070SB-046M-0001-SO	DI-N-BUTYL PHTHALATE	270	UG/KG	500	U	070SB-047M-0001-SO	270	UG/KG	510	U	N/A	Yes
070SB-046M-0001-SO	Di-n-octyl phthalate	270	UG/KG	500	U	070SB-047M-0001-SO	270	UG/KG	510	U	N/A	Yes
070SB-046M-0001-SO	FLUORANTHENE	33	UG/KG	67	U	070SB-047M-0001-SO	33	UG/KG	67	U	N/A	Yes
070SB-046M-0001-SO	FLUORENE	33	UG/KG	67	U	070SB-047M-0001-SO	33	UG/KG	67	U	N/A	Yes
070SB-046M-0001-SO	HEXACHLOROBENZENE	33	UG/KG	67	U	070SB-047M-0001-SO	33	UG/KG	67	U	N/A	Yes
070SB-046M-0001-SO	HEXACHLOROBUTADIENE	270	UG/KG	500	U	070SB-047M-0001-SO	270	UG/KG	510	U	N/A	Yes
070SB-046M-0001-SO	HEXACHLOROCYCLOPENTADIENE	270	UG/KG	3300	U	070SB-047M-0001-SO	270	UG/KG	3300	U	N/A	Yes
070SB-046M-0001-SO	HEXACHLOROETHANE	270	UG/KG	500	U	070SB-047M-0001-SO	270	UG/KG	510	U	N/A	Yes
070SB-046M-0001-SO	Indeno[1,2,3-cd]pyrene	33	UG/KG	67	U	070SB-047M-0001-SO	33	UG/KG	67	U	N/A	Yes
070SB-046M-0001-SO	ISOPHORONE	270	UG/KG	500	U	070SB-047M-0001-SO	270	UG/KG	510	U	N/A	Yes
070SB-046M-0001-SO	NAPHTHALENE	33	UG/KG	67	U	070SB-047M-0001-SO	33	UG/KG	67	U	N/A	Yes
070SB-046M-0001-SO	NITROBENZENE	33	UG/KG	1000	U	070SB-047M-0001-SO	33	UG/KG	1000	U	N/A	Yes
070SB-046M-0001-SO	N-NITROSODI-N-PROPYLAMINE	270	UG/KG	500	U	070SB-047M-0001-SO	270	UG/KG	510	U	N/A	Yes
070SB-046M-0001-SO	N-NITROSODIPHENYLAMINE	270	UG/KG	500	R	070SB-047M-0001-SO	270	UG/KG	510	U	N/A	N/A
070SB-046M-0001-SO	PENTACHLOROPHENOL	800	UG/KG	1500	U	070SB-047M-0001-SO	810	UG/KG	1500	U	N/A	Yes
070SB-046M-0001-SO	PHENANTHRENE	33	UG/KG	67	U	070SB-047M-0001-SO	33	UG/KG	67	U	N/A	Yes
070SB-046M-0001-SO	PHENOL	270	UG/KG	500	U	070SB-047M-0001-SO	270	UG/KG	510	U	N/A	Yes
070SB-046M-0001-SO	PYRENE	33	UG/KG	67	U	070SB-047M-0001-SO	33	UG/KG	67	U	N/A	Yes
070SS-0006M-0001-SO	Nitrocellulose	1	mg/kg	5	J	070SS-0007M-0001-SO	0.9	mg/kg	5	J	N/A	Yes
070SS-0006M-0001-SO	Aluminum	9800	mg/kg	9.3		070SS-0007M-0001-SO	9700	mg/kg	9.6		1	N/A
070SS-0006M-0001-SO	Antimony	1.5	mg/kg	0.19	J-	070SS-0007M-0001-SO	1.1	mg/kg	0.19		31	N/A
070SS-0006M-0001-SO	Arsenic	18	mg/kg	0.46		070SS-0007M-0001-SO	19	mg/kg	0.48		5	N/A
070SS-0006M-0001-SO	Barium	71	mg/kg	0.46		070SS-0007M-0001-SO	67	mg/kg	0.48		6	N/A
070SS-0006M-0001-SO	Beryllium	0.75	mg/kg	0.09		070SS-0007M-0001-SO	0.72	mg/kg	0.096		4	N/A
070SS-0006M-0001-SO	Cadmium	0.46	mg/kg	0.19	J	070SS-0007M-0001-SO	0.31	mg/kg	0.19		N/A	Yes
070SS-0006M-0001-SO	Calcium	7000	mg/kg	190		070SS-0007M-0001-SO	4500	mg/kg	190		43	N/A
070SS-0006M-0001-SO	Chromium	35	mg/kg	0.46	J-	070SS-0007M-0001-SO	21	mg/kg	0.48		50	N/A
070SS-0006M-0001-SO	Cobalt	8.6	mg/kg	0.09		070SS-0007M-0001-SO	8.2	mg/kg	0.096		5	N/A

Sample	Analyte	Result	Units	LOQ	Qual	Sample	Result	Units	LOQ	Qual	RPD	W/In LOQ
070SS-0006M-0001-SO	Copper	23	mg/kg	0.37	J-	070SS-0007M-0001-SO	22	mg/kg	0.38		4	N/A
070SS-0006M-0001-SO	Iron	23000	mg/kg	46		070SS-0007M-0001-SO	22000	mg/kg	48		4	N/A
070SS-0006M-0001-SO	Lead	62	mg/kg	0.28	J	070SS-0007M-0001-SO	42	mg/kg	0.29		38	N/A
070SS-0006M-0001-SO	Magnesium	2800	mg/kg	93		070SS-0007M-0001-SO	2400	mg/kg	96		15	N/A
070SS-0006M-0001-SO	Manganese	520	mg/kg	2.3		070SS-0007M-0001-SO	430	mg/kg	0.48		19	N/A
070SS-0006M-0001-SO	Nickel	30	mg/kg	0.46	J	070SS-0007M-0001-SO	27	mg/kg	0.48		11	N/A
070SS-0006M-0001-SO	Potassium	940	mg/kg	93	J+	070SS-0007M-0001-SO	1000	mg/kg	96		6	N/A
070SS-0006M-0001-SO	Selenium	0.99	mg/kg	0.46	J-	070SS-0007M-0001-SO	1.2	mg/kg	0.48		N/A	Yes
070SS-0006M-0001-SO	Silver	0.034	mg/kg	0.09	J	070SS-0007M-0001-SO	0.037	mg/kg	0.096	J	N/A	Yes
070SS-0006M-0001-SO	Sodium	55	mg/kg	93	U	070SS-0007M-0001-SO	49	mg/kg	96	J	N/A	Yes
070SS-0006M-0001-SO	Thallium	0.24	mg/kg	0.19		070SS-0007M-0001-SO	0.19	mg/kg	0.19		N/A	Yes
070SS-0006M-0001-SO	Vanadium	16	mg/kg	0.46	J+	070SS-0007M-0001-SO	16	mg/kg	0.48		0	N/A
070SS-0006M-0001-SO	Zinc	110	mg/kg	3.7		070SS-0007M-0001-SO	110	mg/kg	3.8		0	N/A
070SS-0006M-0001-SO	MERCURY	0.05	mg/kg	0.09	J	070SS-0007M-0001-SO	0.067	mg/kg	0.11	J	N/A	Yes
070SS-0006M-0001-SO	C10-C20	23	mg/kg	17		070SS-0007M-0001-SO	30	mg/kg	9.3	9.3	N/A	Yes
070SS-0006M-0001-SO	C20-C34	110	mg/kg	17		070SS-0007M-0001-SO	150	mg/kg	17		N/A	No
070SS-0006M-0001-SO	Aroclor-1016	100	ug/kg	320	U	070SS-0007M-0001-SO	21	ug/kg	66	U	N/A	Yes
070SS-0006M-0001-SO	Aroclor-1221	80	ug/kg	250	U	070SS-0007M-0001-SO	16	ug/kg	51	U	N/A	Yes
070SS-0006M-0001-SO	Aroclor-1232	70	ug/kg	220	U	070SS-0007M-0001-SO	14	ug/kg	45	U	N/A	Yes
070SS-0006M-0001-SO	Aroclor-1242	380	ug/kg	200	J	070SS-0007M-0001-SO	13	ug/kg	40	U	N/A	No
070SS-0006M-0001-SO	Aroclor-1248	85	ug/kg	270	U	070SS-0007M-0001-SO	120	ug/kg	56		N/A	Yes
070SS-0006M-0001-SO	Aroclor-1254	85	ug/kg	270	U	070SS-0007M-0001-SO	17	ug/kg	56	U	N/A	Yes
070SS-0006M-0001-SO	Aroclor-1260	85	ug/kg	270	U	070SS-0007M-0001-SO	43	ug/kg	56	J	N/A	Yes
070SS-0006M-0001-SO	2,4,5-T	3.7	ug/kg	20	U	070SS-0007M-0001-SO	3.8	ug/kg	20	U	N/A	Yes
070SS-0006M-0001-SO	2,4-D	19	ug/kg	80	U	070SS-0007M-0001-SO	19	ug/kg	80	U	N/A	Yes
070SS-0006M-0001-SO	2,4-DB	21	ug/kg	80	U	070SS-0007M-0001-SO	22	ug/kg	80	U	N/A	Yes
070SS-0006M-0001-SO	Dalapon	7.8	ug/kg	40	U	070SS-0007M-0001-SO	7.8	ug/kg	40	U	N/A	Yes
070SS-0006M-0001-SO	Dicamba	8.1	ug/kg	40	UJ	070SS-0007M-0001-SO	8.1	ug/kg	40	U	N/A	Yes
070SS-0006M-0001-SO	Dichlorprop	37	ug/kg	80	UJ	070SS-0007M-0001-SO	37	ug/kg	80	U	N/A	Yes
070SS-0006M-0001-SO	Dinoseb	10	ug/kg	12	U	070SS-0007M-0001-SO	10	ug/kg	12	U	N/A	Yes
070SS-0006M-0001-SO	MCPA	1600	ug/kg	8000	UJ	070SS-0007M-0001-SO	1700	ug/kg	8000	U	N/A	Yes
070SS-0006M-0001-SO	MCPP	1500	ug/kg	8000	UJ	070SS-0007M-0001-SO	1500	ug/kg	8000	U	N/A	Yes
070SS-0006M-0001-SO	Pentachlorophenol	4.3	ug/kg	10	U	070SS-0007M-0001-SO	4.3	ug/kg	10	U	N/A	Yes
070SS-0006M-0001-SO	Silvex (2,4,5-TP)	4.1	ug/kg	20	U	070SS-0007M-0001-SO	4.1	ug/kg	20	U	N/A	Yes
070SS-0006M-0001-SO	1,3,5-Trinitrobenzene	0.01	mg/kg	0.25	U	070SS-0007M-0001-SO	0.01	mg/kg	0.25	U	N/A	Yes
070SS-0006M-0001-SO	1,3-Dinitrobenzene	0.004	mg/kg	0.25	U	070SS-0007M-0001-SO	0.0042	mg/kg	0.25	U	N/A	Yes

Sample	Analyte	Result	Units	LOQ	Qual	Sample	Result	Units	LOQ	Qual	RPD	W/In LOQ
070SS-0006M-0001-SO	2,4,6-Trinitrotoluene	0.019	mg/kg	0.25	U	070SS-0007M-0001-SO	0.019	mg/kg	0.25	U	N/A	Yes
070SS-0006M-0001-SO	2,4-Dinitrotoluene	0.005	mg/kg	0.25	U	070SS-0007M-0001-SO	0.0053	mg/kg	0.25	U	N/A	Yes
070SS-0006M-0001-SO	2,6-Dinitrotoluene	0.007	mg/kg	0.25	U	070SS-0007M-0001-SO	0.0073	mg/kg	0.25	U	N/A	Yes
070SS-0006M-0001-SO	2-Amino-4,6-dinitrotoluene	0.012	mg/kg	0.25	U	070SS-0007M-0001-SO	0.013	mg/kg	0.25	U	N/A	Yes
070SS-0006M-0001-SO	2-Nitrotoluene	0.013	mg/kg	0.25	UJ	070SS-0007M-0001-SO	0.013	mg/kg	0.25	U	N/A	Yes
070SS-0006M-0001-SO	3-Nitrotoluene	0.015	mg/kg	0.25	U	070SS-0007M-0001-SO	0.016	mg/kg	0.25	U	N/A	Yes
070SS-0006M-0001-SO	4-Amino-2,6-dinitrotoluene	0.01	mg/kg	0.25	U	070SS-0007M-0001-SO	0.01	mg/kg	0.25	U	N/A	Yes
070SS-0006M-0001-SO	4-Nitrotoluene	0.018	mg/kg	0.25	U	070SS-0007M-0001-SO	0.018	mg/kg	0.25	U	N/A	Yes
070SS-0006M-0001-SO	HMX	0.012	mg/kg	0.25	U	070SS-0007M-0001-SO	0.012	mg/kg	0.25	U	N/A	Yes
070SS-0006M-0001-SO	Nitrobenzene	0.018	mg/kg	0.25	R	070SS-0007M-0001-SO	0.018	mg/kg	0.25	U	N/A	N/A
070SS-0006M-0001-SO	Nitroglycerin	0.015	mg/kg	0.5	UJ	070SS-0007M-0001-SO	0.015	mg/kg	0.5	U	N/A	Yes
070SS-0006M-0001-SO	PETN	0.025	mg/kg	0.5	U	070SS-0007M-0001-SO	0.025	mg/kg	0.5	U	N/A	Yes
070SS-0006M-0001-SO	RDX	0.012	mg/kg	0.25	UJ	070SS-0007M-0001-SO	0.012	mg/kg	0.25	U	N/A	Yes
070SS-0006M-0001-SO	Tetryl	0.01	mg/kg	0.25	U	070SS-0007M-0001-SO	0.029	mg/kg	0.25	J	N/A	Yes
070SS-0006M-0001-SO	1,1,1-Trichloroethane	0.97	ug/kg	8.7	UJ	070SS-0007M-0001-SO	0.82	ug/kg	7.4	U	N/A	Yes
070SS-0006M-0001-SO	1,1,2,2-Tetrachloroethane	0.59	ug/kg	8.7	UJ	070SS-0007M-0001-SO	0.5	ug/kg	7.4	U	N/A	Yes
070SS-0006M-0001-SO	1,1,2-Trichloroethane	0.68	ug/kg	8.7	UJ	070SS-0007M-0001-SO	0.57	ug/kg	7.4	U	N/A	Yes
070SS-0006M-0001-SO	1,1-Dichloroethane	0.62	ug/kg	8.7	UJ	070SS-0007M-0001-SO	0.53	ug/kg	7.4	U	N/A	Yes
070SS-0006M-0001-SO	1,1-Dichloroethene	0.9	ug/kg	8.7	UJ	070SS-0007M-0001-SO	0.77	ug/kg	7.4	U	N/A	Yes
070SS-0006M-0001-SO	1,2-Dibromoethane	0.87	ug/kg	8.7	UJ	070SS-0007M-0001-SO	0.74	ug/kg	7.4	U	N/A	Yes
070SS-0006M-0001-SO	1,2-Dichloroethane	0.59	ug/kg	8.7	UJ	070SS-0007M-0001-SO	0.5	ug/kg	7.4	U	N/A	Yes
070SS-0006M-0001-SO	1,2-Dichloroethene, Total	1.3	ug/kg	17	UJ	070SS-0007M-0001-SO	1.1	ug/kg	15	U	N/A	Yes
070SS-0006M-0001-SO	1,2-Dichloropropane	1.2	ug/kg	8.7	UJ	070SS-0007M-0001-SO	1	ug/kg	7.4	U	N/A	Yes
070SS-0006M-0001-SO	2-Butanone (MEK)	2.4	ug/kg	35	UJ	070SS-0007M-0001-SO	2.1	ug/kg	29	U	N/A	Yes
070SS-0006M-0001-SO	2-Hexanone	1.1	ug/kg	35	UJ	070SS-0007M-0001-SO	0.93	ug/kg	29	U	N/A	Yes
070SS-0006M-0001-SO	4-Methyl-2-pentanone (MIBK)	0.94	ug/kg	35	UJ	070SS-0007M-0001-SO	0.8	ug/kg	29	U	N/A	Yes
070SS-0006M-0001-SO	Acetone	11	ug/kg	35	UJ	070SS-0007M-0001-SO	28	ug/kg	29	J	N/A	Yes
070SS-0006M-0001-SO	Benzene	0.4	ug/kg	8.7	UJ	070SS-0007M-0001-SO	0.34	ug/kg	7.4	U	N/A	Yes
070SS-0006M-0001-SO	Bromochloromethane	1.2	ug/kg	8.7	UJ	070SS-0007M-0001-SO	1	ug/kg	7.4	U	N/A	Yes
070SS-0006M-0001-SO	Bromodichloromethane	0.49	ug/kg	8.7	UJ	070SS-0007M-0001-SO	0.41	ug/kg	7.4	U	N/A	Yes
070SS-0006M-0001-SO	Bromoform	0.57	ug/kg	8.7	UJ	070SS-0007M-0001-SO	0.49	ug/kg	7.4	U	N/A	Yes
070SS-0006M-0001-SO	Bromomethane	0.94	ug/kg	8.7	UJ	070SS-0007M-0001-SO	0.8	ug/kg	7.4	U	N/A	Yes
070SS-0006M-0001-SO	Carbon disulfide	0.76	ug/kg	8.7	UJ	070SS-0007M-0001-SO	0.65	ug/kg	7.4	U	N/A	Yes
070SS-0006M-0001-SO	Carbon tetrachloride	0.64	ug/kg	8.7	UJ	070SS-0007M-0001-SO	0.54	ug/kg	7.4	U	N/A	Yes
070SS-0006M-0001-SO	Chlorobenzene	0.57	ug/kg	8.7	UJ	070SS-0007M-0001-SO	0.49	ug/kg	7.4	U	N/A	Yes
070SS-0006M-0001-SO	Chloroethane	1.5	ug/kg	8.7	UJ	070SS-0007M-0001-SO	1.3	ug/kg	7.4	U	N/A	Yes

Sample	Analyte	Result	Units	LOQ	Qual	Sample	Result	Units	LOQ	Qual	RPD	W/In LOQ
070SS-0006M-0001-SO	Chloroform	0.5	ug/kg	8.7	UJ	070SS-0007M-0001-SO	0.43	ug/kg	7.4	U	N/A	Yes
070SS-0006M-0001-SO	Chloromethane	0.71	ug/kg	8.7	UJ	070SS-0007M-0001-SO	0.6	ug/kg	7.4	U	N/A	Yes
070SS-0006M-0001-SO	cis-1,3-Dichloropropene	0.59	ug/kg	8.7	UJ	070SS-0007M-0001-SO	0.5	ug/kg	7.4	U	N/A	Yes
070SS-0006M-0001-SO	Dibromochloromethane	0.95	ug/kg	8.7	UJ	070SS-0007M-0001-SO	0.81	ug/kg	7.4	U	N/A	Yes
070SS-0006M-0001-SO	Ethylbenzene	0.45	ug/kg	8.7	UJ	070SS-0007M-0001-SO	0.38	ug/kg	7.4	U	N/A	Yes
070SS-0006M-0001-SO	Methyl tert-butyl ether	0.75	ug/kg	8.7	UJ	070SS-0007M-0001-SO	0.63	ug/kg	7.4	U	N/A	Yes
070SS-0006M-0001-SO	Methylene Chloride	1.2	ug/kg	8.7	UJ	070SS-0007M-0001-SO	0.99	ug/kg	7.4	U	N/A	Yes
070SS-0006M-0001-SO	Styrene	0.26	ug/kg	8.7	UJ	070SS-0007M-0001-SO	0.22	ug/kg	7.4	U	N/A	Yes
070SS-0006M-0001-SO	Tetrachloroethene	0.9	ug/kg	8.7	UJ	070SS-0007M-0001-SO	0.77	ug/kg	7.4	U	N/A	Yes
070SS-0006M-0001-SO	Toluene	0.47	ug/kg	8.7	UJ	070SS-0007M-0001-SO	0.4	ug/kg	7.4	U	N/A	Yes
070SS-0006M-0001-SO	trans-1,3-Dichloropropene	0.94	ug/kg	8.7	UJ	070SS-0007M-0001-SO	0.8	ug/kg	7.4	U	N/A	Yes
070SS-0006M-0001-SO	Trichloroethene	0.73	ug/kg	8.7	UJ	070SS-0007M-0001-SO	0.62	ug/kg	7.4	U	N/A	Yes
070SS-0006M-0001-SO	Vinyl chloride	0.68	ug/kg	8.7	UJ	070SS-0007M-0001-SO	0.57	ug/kg	7.4	U	N/A	Yes
070SS-0006M-0001-SO	Xylenes, Total	1.2	ug/kg	17	UJ	070SS-0007M-0001-SO	0.99	ug/kg	15	U	N/A	Yes
070SS-0006M-0001-SO	1,2,4-Trichlorobenzene	130	ug/kg	250	U	070SS-0007M-0001-SO	130	ug/kg	250	U	N/A	Yes
070SS-0006M-0001-SO	1,2-Dichlorobenzene	48	ug/kg	250	U	070SS-0007M-0001-SO	48	ug/kg	250	U	N/A	Yes
070SS-0006M-0001-SO	1,3-Dichlorobenzene	54	ug/kg	250	U	070SS-0007M-0001-SO	55	ug/kg	250	U	N/A	Yes
070SS-0006M-0001-SO	1,4-Dichlorobenzene	99	ug/kg	250	U	070SS-0007M-0001-SO	99	ug/kg	250	U	N/A	Yes
070SS-0006M-0001-SO	2,4,5-Trichlorophenol	120	ug/kg	740	U	070SS-0007M-0001-SO	120	ug/kg	750	U	N/A	Yes
070SS-0006M-0001-SO	2,4,6-Trichlorophenol	390	ug/kg	740	U	070SS-0007M-0001-SO	400	ug/kg	750	U	N/A	Yes
070SS-0006M-0001-SO	2,4-Dichlorophenol	99	ug/kg	740	U	070SS-0007M-0001-SO	99	ug/kg	750	U	N/A	Yes
070SS-0006M-0001-SO	2,4-Dimethylphenol	99	ug/kg	740	U	070SS-0007M-0001-SO	99	ug/kg	750	U	N/A	Yes
070SS-0006M-0001-SO	2,4-Dinitrophenol	390	ug/kg	1600	UJ	070SS-0007M-0001-SO	400	ug/kg	1600	U	N/A	Yes
070SS-0006M-0001-SO	2,4-Dinitrotoluene	130	ug/kg	990	R	070SS-0007M-0001-SO	130	ug/kg	990	U	N/A	N/A
070SS-0006M-0001-SO	2,6-Dinitrotoluene	100	ug/kg	990	R	070SS-0007M-0001-SO	100	ug/kg	990	U	N/A	N/A
070SS-0006M-0001-SO	2-Chloronaphthalene	16	ug/kg	250	U	070SS-0007M-0001-SO	16	ug/kg	250	U	N/A	Yes
070SS-0006M-0001-SO	2-Chlorophenol	130	ug/kg	250	U	070SS-0007M-0001-SO	130	ug/kg	250	U	N/A	Yes
070SS-0006M-0001-SO	2-Methylnaphthalene	280	ug/kg	33		070SS-0007M-0001-SO	260	ug/kg	33		7	N/A
070SS-0006M-0001-SO	2-Methylphenol	390	ug/kg	990	U	070SS-0007M-0001-SO	400	ug/kg	990	U	N/A	Yes
070SS-0006M-0001-SO	2-Nitroaniline	45	ug/kg	990	U	070SS-0007M-0001-SO	45	ug/kg	990	U	N/A	Yes
070SS-0006M-0001-SO	2-Nitrophenol	130	ug/kg	250	U	070SS-0007M-0001-SO	130	ug/kg	250	U	N/A	Yes
070SS-0006M-0001-SO	3 & 4 Methylphenol	99	ug/kg	2000	U	070SS-0007M-0001-SO	99	ug/kg	2000	U	N/A	Yes
070SS-0006M-0001-SO	3,3'-Dichlorobenzidine	89	ug/kg	490	R	070SS-0007M-0001-SO	90	ug/kg	500	U	N/A	N/A
070SS-0006M-0001-SO	3-Nitroaniline	79	ug/kg	990	UJ	070SS-0007M-0001-SO	80	ug/kg	990	U	N/A	Yes
070SS-0006M-0001-SO	4,6-Dinitro-2-methylphenol	390	ug/kg	740	UJ	070SS-0007M-0001-SO	400	ug/kg	750	U	N/A	Yes
070SS-0006M-0001-SO	4-Bromophenyl phenyl ether	64	ug/kg	250	U	070SS-0007M-0001-SO	65	ug/kg	250	U	N/A	Yes

Sample	Analyte	Result	Units	LOQ	Qual	Sample	Result	Units	LOQ	Qual	RPD	W/In LOQ
070SS-0006M-0001-SO	4-Chloro-3-methylphenol	100	ug/kg	740	U	070SS-0007M-0001-SO	100	ug/kg	750	U	N/A	Yes
070SS-0006M-0001-SO	4-Chloroaniline	84	ug/kg	740	R	070SS-0007M-0001-SO	85	ug/kg	750	U	N/A	N/A
070SS-0006M-0001-SO	4-Chlorophenyl phenyl ether	64	ug/kg	250	U	070SS-0007M-0001-SO	65	ug/kg	250	U	N/A	Yes
070SS-0006M-0001-SO	4-Nitroaniline	130	ug/kg	990	UJ	070SS-0007M-0001-SO	130	ug/kg	990	U	N/A	Yes
070SS-0006M-0001-SO	4-Nitrophenol	390	ug/kg	1600	U	070SS-0007M-0001-SO	400	ug/kg	1600	U	N/A	Yes
070SS-0006M-0001-SO	Acenaphthene	40	ug/kg	33		070SS-0007M-0001-SO	68	ug/kg	33		N/A	Yes
070SS-0006M-0001-SO	Acenaphthylene	16	ug/kg	33	U	070SS-0007M-0001-SO	16	ug/kg	33	U	N/A	Yes
070SS-0006M-0001-SO	Anthracene	79	ug/kg	33		070SS-0007M-0001-SO	110	ug/kg	33		N/A	Yes
070SS-0006M-0001-SO	Benzo[a]anthracene	160	ug/kg	33		070SS-0007M-0001-SO	230	ug/kg	33		N/A	No
070SS-0006M-0001-SO	Benzo[a]pyrene	130	ug/kg	33		070SS-0007M-0001-SO	190	ug/kg	33		N/A	No
070SS-0006M-0001-SO	Benzo[b]fluoranthene	200	ug/kg	33		070SS-0007M-0001-SO	300	ug/kg	33		40	N/A
070SS-0006M-0001-SO	Benzo[g,h,i]perylene	130	ug/kg	33		070SS-0007M-0001-SO	190	ug/kg	33		N/A	No
070SS-0006M-0001-SO	Benzo[k]fluoranthene	91	ug/kg	33		070SS-0007M-0001-SO	120	ug/kg	33		N/A	Yes
070SS-0006M-0001-SO	Benzoic acid	1600	ug/kg	3300	U	070SS-0007M-0001-SO	1700	ug/kg	3300	U	N/A	Yes
070SS-0006M-0001-SO	Benzyl alcohol	100	ug/kg	1600	U	070SS-0007M-0001-SO	100	ug/kg	1600	U	N/A	Yes
070SS-0006M-0001-SO	bis (2-chloroisopropyl) ether	47	ug/kg	490	U	070SS-0007M-0001-SO	47	ug/kg	500	U	N/A	Yes
070SS-0006M-0001-SO	Bis(2-chloroethoxy)methane	110	ug/kg	490	U	070SS-0007M-0001-SO	110	ug/kg	500	U	N/A	Yes
070SS-0006M-0001-SO	Bis(2-chloroethyl)ether	9.9	ug/kg	490	U	070SS-0007M-0001-SO	9.9	ug/kg	500	U	N/A	Yes
070SS-0006M-0001-SO	Bis(2-ethylhexyl) phthalate	94	ug/kg	250	U	070SS-0007M-0001-SO	94	ug/kg	250	U	N/A	Yes
070SS-0006M-0001-SO	Butyl benzyl phthalate	49	ug/kg	250	U	070SS-0007M-0001-SO	50	ug/kg	250	U	N/A	Yes
070SS-0006M-0001-SO	Carbazole	130	ug/kg	250	U	070SS-0007M-0001-SO	130	ug/kg	250	U	N/A	Yes
070SS-0006M-0001-SO	Chrysene	200	ug/kg	33		070SS-0007M-0001-SO	270	ug/kg	33		30	N/A
070SS-0006M-0001-SO	Dibenz(a,h)anthracene	16	ug/kg	33	U	070SS-0007M-0001-SO	16	ug/kg	33	U	N/A	Yes
070SS-0006M-0001-SO	Dibenzofuran	88	ug/kg	250	J	070SS-0007M-0001-SO	100	ug/kg	250	J	N/A	Yes
070SS-0006M-0001-SO	Diethyl phthalate	79	ug/kg	250	U	070SS-0007M-0001-SO	80	ug/kg	250	U	N/A	Yes
070SS-0006M-0001-SO	Dimethyl phthalate	84	ug/kg	250	U	070SS-0007M-0001-SO	85	ug/kg	250	U	N/A	Yes
070SS-0006M-0001-SO	Di-n-butyl phthalate	74	ug/kg	250	U	070SS-0007M-0001-SO	75	ug/kg	250	U	N/A	Yes
070SS-0006M-0001-SO	Di-n-octyl phthalate	130	ug/kg	250	U	070SS-0007M-0001-SO	130	ug/kg	250	U	N/A	Yes
070SS-0006M-0001-SO	Fluoranthene	370	ug/kg	33		070SS-0007M-0001-SO	610	ug/kg	33		49	N/A
070SS-0006M-0001-SO	Fluorene	38	ug/kg	33		070SS-0007M-0001-SO	77	ug/kg	33		N/A	No
070SS-0006M-0001-SO	Hexachlorobenzene	10	ug/kg	33	U	070SS-0007M-0001-SO	10	ug/kg	33	U	N/A	Yes
070SS-0006M-0001-SO	Hexachlorobutadiene	130	ug/kg	250	U	070SS-0007M-0001-SO	130	ug/kg	250	U	N/A	Yes
070SS-0006M-0001-SO	Hexachlorocyclopentadiene	130	ug/kg	1600	U	070SS-0007M-0001-SO	130	ug/kg	1600	U	N/A	Yes
070SS-0006M-0001-SO	Hexachloroethane	44	ug/kg	250	U	070SS-0007M-0001-SO	45	ug/kg	250	U	N/A	Yes
070SS-0006M-0001-SO	Indeno[1,2,3-cd]pyrene	90	ug/kg	33		070SS-0007M-0001-SO	110	ug/kg	33		N/A	Yes
070SS-0006M-0001-SO	Isophorone	64	ug/kg	250	U	070SS-0007M-0001-SO	65	ug/kg	250	U	N/A	Yes

Sample	Analyte	Result	Units	LOQ	Qual	Sample	Result	Units	LOQ	Qual	RPD	W/In LOQ
070SS-0006M-0001-SO	Naphthalene	220	ug/kg	33		070SS-0007M-0001-SO	220	ug/kg	33		0	N/A
070SS-0006M-0001-SO	Nitrobenzene	11	ug/kg	490	U	070SS-0007M-0001-SO	11	ug/kg	500	U	N/A	Yes
070SS-0006M-0001-SO	N-Nitrosodi-n-propylamine	130	ug/kg	250	U	070SS-0007M-0001-SO	130	ug/kg	250	U	N/A	Yes
070SS-0006M-0001-SO	N-Nitrosodiphenylamine	100	ug/kg	250	U	070SS-0007M-0001-SO	100	ug/kg	250	U	N/A	Yes
070SS-0006M-0001-SO	Pentachlorophenol	390	ug/kg	740	R	070SS-0007M-0001-SO	400	ug/kg	750	U	N/A	N/A
070SS-0006M-0001-SO	Phenanthrene	420	ug/kg	33		070SS-0007M-0001-SO	650	ug/kg	33		43	N/A
070SS-0006M-0001-SO	Phenol	130	ug/kg	250	U	070SS-0007M-0001-SO	130	ug/kg	250	U	N/A	Yes
070SS-0006M-0001-SO	Pyrene	280	ug/kg	33		070SS-0007M-0001-SO	480	ug/kg	33		53	N/A
070SS-0006M-0001-SO	Nitroguanidine	0.019	mg/kg	0.24	U	070SS-0007M-0001-SO	0.019	mg/kg	0.24	U	N/A	Yes

Sample	Analyte	Result	Units	LOQ	LOD	Qual	Sample	Result	LOQ	LOD	Qual	RPD	W/In LOQ
071SB-0013M-0001-SO	Diesel	20	mg/kg	41	15	J	071SB-0014M-0001-SO	21	41	15	J	N/A	Yes
071SB-0013M-0001-SO	Gasoline	2.6	mg/kg	5.3	2.6	U	071SB-0014M-0001-SO	2.8	5.6	2.8	U	N/A	Yes
071SB-0013M-0001-SO	LEAD	9	mg/kg	1.3	0.64	J-	071SB-0014M-0001-SO	11	1.3	0.65		20	N/A
071SB-0013M-0001-SO	1,1,1-TRICHLOROETHANE	0.93	ug/kg	1.9	0.93	U	071SB-0014M-0001-SO	0.93	1.9	0.93	U	N/A	Yes
071SB-0013M-0001-SO	1,1,2,2-TETRACHLOROETHANE	0.93	ug/kg	1.9	0.93	U	071SB-0014M-0001-SO	0.93	1.9	0.93	U	N/A	Yes
071SB-0013M-0001-SO	1,1,2-TRICHLOROETHANE	0.93	ug/kg	1.9	0.93	U	071SB-0014M-0001-SO	0.93	1.9	0.93	U	N/A	Yes
071SB-0013M-0001-SO	1,1-DICHLOROETHANE	0.93	ug/kg	1.9	0.93	U	071SB-0014M-0001-SO	0.93	1.9	0.93	U	N/A	Yes
071SB-0013M-0001-SO	1,1-DICHLOROETHENE	0.93	ug/kg	1.9	0.93	U	071SB-0014M-0001-SO	0.93	1.9	0.93	U	N/A	Yes
071SB-0013M-0001-SO	1,2-DIBROMOETHANE	0.93	ug/kg	1.9	0.93	U	071SB-0014M-0001-SO	0.93	1.9	0.93	U	N/A	Yes
071SB-0013M-0001-SO	1,2-DICHLOROETHANE	0.93	ug/kg	1.9	0.93	U	071SB-0014M-0001-SO	0.93	1.9	0.93	U	N/A	Yes
071SB-0013M-0001-SO	1,2-Dichloroethene, Total	0.93	ug/kg	1.9	0.93	U	071SB-0014M-0001-SO	0.93	1.9	0.93	U	N/A	Yes
071SB-0013M-0001-SO	1,2-DICHLOROPROPANE	0.93	ug/kg	1.9	0.93	U	071SB-0014M-0001-SO	0.93	1.9	0.93	U	N/A	Yes
071SB-0013M-0001-SO	2-Butanone (MEK)	9.3	ug/kg	19	9.3	U	071SB-0014M-0001-SO	9.3	19	9.3	U	N/A	Yes
071SB-0013M-0001-SO	2-HEXANONE	19	ug/kg	37	19	U	071SB-0014M-0001-SO	19	37	19	U	N/A	Yes
071SB-0013M-0001-SO	4-Methyl-2-pentanone (MIBK)	9.3	ug/kg	19	9.3	U	071SB-0014M-0001-SO	9.3	19	9.3	U	N/A	Yes
071SB-0013M-0001-SO	ACETONE	9.3	ug/kg	19	9.3	U	071SB-0014M-0001-SO	9.3	19	9.3	U	N/A	Yes
071SB-0013M-0001-SO	BENZENE	0.93	ug/kg	1.9	0.93	U	071SB-0014M-0001-SO	0.93	1.9	0.93	U	N/A	Yes
071SB-0013M-0001-SO	BROMOCHLOROMETHANE	0.93	ug/kg	1.9	0.93	U	071SB-0014M-0001-SO	0.93	1.9	0.93	U	N/A	Yes
071SB-0013M-0001-SO	BROMODICHLOROMETHANE	0.93	ug/kg	1.9	0.93	U	071SB-0014M-0001-SO	0.93	1.9	0.93	U	N/A	Yes
071SB-0013M-0001-SO	BROMOFORM	0.93	ug/kg	1.9	0.93	U	071SB-0014M-0001-SO	0.93	1.9	0.93	U	N/A	Yes
071SB-0013M-0001-SO	BROMOMETHANE	0.93	ug/kg	1.9	0.93	UJ	071SB-0014M-0001-SO	0.93	1.9	0.93	U	N/A	Yes
071SB-0013M-0001-SO	CARBON DISULFIDE	1.9	ug/kg	3.7	1.9	U	071SB-0014M-0001-SO	1.9	3.7	1.9	U	N/A	Yes
071SB-0013M-0001-SO	CARBON TETRACHLORIDE	0.93	ug/kg	1.9	0.93	U	071SB-0014M-0001-SO	0.93	1.9	0.93	U	N/A	Yes
071SB-0013M-0001-SO	CHLOROBENZENE	0.93	ug/kg	1.9	0.93	U	071SB-0014M-0001-SO	0.93	1.9	0.93	U	N/A	Yes
071SB-0013M-0001-SO	CHLOROETHANE	0.93	ug/kg	1.9	0.93	U	071SB-0014M-0001-SO	0.93	1.9	0.93	U	N/A	Yes
071SB-0013M-0001-SO	CHLOROFORM	0.93	ug/kg	1.9	0.93	U	071SB-0014M-0001-SO	0.93	1.9	0.93	U	N/A	Yes
071SB-0013M-0001-SO	CHLOROMETHANE	0.93	ug/kg	1.9	0.93	U	071SB-0014M-0001-SO	0.93	1.9	0.93	U	N/A	Yes
071SB-0013M-0001-SO	CIS-1,2-DICHLOROETHYLENE	0.93	ug/kg	1.9	0.93	U	071SB-0014M-0001-SO	0.93	1.9	0.93	U	N/A	Yes
071SB-0013M-0001-SO	CIS-1,3-DICHLOROPROPENE	0.93	ug/kg	1.9	0.93	U	071SB-0014M-0001-SO	0.93	1.9	0.93	U	N/A	Yes
071SB-0013M-0001-SO	DIBROMOCHLOROMETHANE	0.93	ug/kg	1.9	0.93	U	071SB-0014M-0001-SO	0.93	1.9	0.93	U	N/A	Yes
071SB-0013M-0001-SO	ETHYLBENZENE	0.93	ug/kg	1.9	0.93	U	071SB-0014M-0001-SO	0.93	1.9	0.93	U	N/A	Yes
071SB-0013M-0001-SO	Methyl tert-butyl ether	0.93	ug/kg	1.9	0.93	U	071SB-0014M-0001-SO	0.93	1.9	0.93	U	N/A	Yes
071SB-0013M-0001-SO	METHYLENE CHLORIDE	9.9	ug/kg	9.9	1.9	UJ	071SB-0014M-0001-SO	1.9	9.3	1.9	J	N/A	Yes
071SB-0013M-0001-SO	STYRENE	0.93	ug/kg	1.9	0.93	U	071SB-0014M-0001-SO	0.93	1.9	0.93	U	N/A	Yes
071SB-0013M-0001-SO	TETRACHLOROETHYLENE	0.93	ug/kg	1.9	0.93	U	071SB-0014M-0001-SO	0.93	1.9	0.93	U	N/A	Yes
071SB-0013M-0001-SO	TOLUENE	0.93	ug/kg	1.9	0.93	U	071SB-0014M-0001-SO	0.93	1.9	0.93	U	N/A	Yes

Sample	Analyte	Result	Units	LOQ	LOD	Qual	Sample	Result	LOQ	LOD	Qual	RPD	W/In LOQ
071SB-0013M-0001-SO	TRANS-1,2-DICHLOROETHENE	0.93	ug/kg	1.9	0.93	U	071SB-0014M-0001-SO	0.93	1.9	0.93	U	N/A	Yes
071SB-0013M-0001-SO	TRANS-1,3-DICHLOROPROPENE	0.93	ug/kg	1.9	0.93	U	071SB-0014M-0001-SO	0.93	1.9	0.93	U	N/A	Yes
071SB-0013M-0001-SO	TRICHLOROETHYLENE	0.93	ug/kg	1.9	0.93	U	071SB-0014M-0001-SO	0.93	1.9	0.93	U	N/A	Yes
071SB-0013M-0001-SO	VINYL CHLORIDE	0.93	ug/kg	1.9	0.93	U	071SB-0014M-0001-SO	0.93	1.9	0.93	U	N/A	Yes
071SB-0013M-0001-SO	Xylenes, Total	1.9	ug/kg	3.7	1.9	U	071SB-0014M-0001-SO	1.9	3.7	1.9	U	N/A	Yes
071SB-0013M-0001-SO	1,2,4-TRICHLOROBENZENE	62	ug/kg	120	62	U	071SB-0014M-0001-SO	62	120	62	U	N/A	Yes
071SB-0013M-0001-SO	1,2-DICHLOROBENZENE	62	ug/kg	120	62	U	071SB-0014M-0001-SO	62	120	62	U	N/A	Yes
071SB-0013M-0001-SO	1,3-DICHLOROBENZENE	62	ug/kg	120	62	U	071SB-0014M-0001-SO	62	120	62	U	N/A	Yes
071SB-0013M-0001-SO	1,4-DICHLOROBENZENE	62	ug/kg	120	62	U	071SB-0014M-0001-SO	62	120	62	U	N/A	Yes
071SB-0013M-0001-SO	2,2'-OXYBIS(1-CHLORO)PROPANE	62	ug/kg	120	62	U	071SB-0014M-0001-SO	62	120	62	U	N/A	Yes
071SB-0013M-0001-SO	2,4,5-TRICHLOROPHENOL	310	ug/kg	620	310	U	071SB-0014M-0001-SO	310	620	310	U	N/A	Yes
071SB-0013M-0001-SO	2,4,6-TRICHLOROPHENOL	310	ug/kg	620	310	U	071SB-0014M-0001-SO	310	620	310	U	N/A	Yes
071SB-0013M-0001-SO	2,4-DICHLOROPHENOL	310	ug/kg	620	310	U	071SB-0014M-0001-SO	310	620	310	U	N/A	Yes
071SB-0013M-0001-SO	2,4-DIMETHYLPHENOL	310	ug/kg	620	310	U	071SB-0014M-0001-SO	310	620	310	U	N/A	Yes
071SB-0013M-0001-SO	2,4-DINITROPHENOL	310	ug/kg	1000	310	U	071SB-0014M-0001-SO	310	1000	310	U	N/A	Yes
071SB-0013M-0001-SO	2,4-DINITROTOLUENE	62	ug/kg	120	62	U	071SB-0014M-0001-SO	62	120	62	U	N/A	Yes
071SB-0013M-0001-SO	2,6-DINITROTOLUENE	62	ug/kg	120	62	U	071SB-0014M-0001-SO	62	120	62	U	N/A	Yes
071SB-0013M-0001-SO	2-CHLORONAPHTHALENE	62	ug/kg	120	62	U	071SB-0014M-0001-SO	62	120	62	U	N/A	Yes
071SB-0013M-0001-SO	2-CHLOROPHENOL	620	ug/kg	2100	620	U	071SB-0014M-0001-SO	620	2100	620	U	N/A	Yes
071SB-0013M-0001-SO	2-METHYLNAPHTHALENE	2.9	ug/kg	1.5	0.82		071SB-0014M-0001-SO	3.2	1.5	0.82		N/A	Yes
071SB-0013M-0001-SO	2-METHYLPHENOL	620	ug/kg	2100	620	U	071SB-0014M-0001-SO	620	2100	620	U	N/A	Yes
071SB-0013M-0001-SO	2-NITROANILINE	62	ug/kg	120	62	U	071SB-0014M-0001-SO	62	120	62	U	N/A	Yes
071SB-0013M-0001-SO	2-NITROPHENOL	310	ug/kg	1000	310	U	071SB-0014M-0001-SO	310	1000	310	U	N/A	Yes
071SB-0013M-0001-SO	3 & 4 Methylphenol	1100	ug/kg	3700	1100	U	071SB-0014M-0001-SO	1100	3700	1100	U	N/A	Yes
071SB-0013M-0001-SO	3,3'-DICHLOROBENZIDINE	150	ug/kg	510	150	U	071SB-0014M-0001-SO	150	510	150	U	N/A	Yes
071SB-0013M-0001-SO	3-NITROANILINE	62	ug/kg	120	62	U	071SB-0014M-0001-SO	62	120	62	U	N/A	Yes
071SB-0013M-0001-SO	4,6-DINITRO-2-METHYLPHENOL	310	ug/kg	1000	310	UJ	071SB-0014M-0001-SO	310	1000	310	U	N/A	Yes
071SB-0013M-0001-SO	4-BROMOPHENYL PHENYL ETHER	62	ug/kg	120	62	U	071SB-0014M-0001-SO	62	120	62	U	N/A	Yes
071SB-0013M-0001-SO	4-CHLORO-3-METHYLPHENOL	620	ug/kg	2100	620	U	071SB-0014M-0001-SO	620	2100	620	U	N/A	Yes
071SB-0013M-0001-SO	4-CHLOROANILINE	62	ug/kg	210	62	U	071SB-0014M-0001-SO	62	210	62	U	N/A	Yes
071SB-0013M-0001-SO	4-CHLOROPHENYL PHENYL ETHER	62	ug/kg	120	62	U	071SB-0014M-0001-SO	62	120	62	U	N/A	Yes
071SB-0013M-0001-SO	4-NITROANILINE	62	ug/kg	120	62	U	071SB-0014M-0001-SO	62	120	62	U	N/A	Yes
071SB-0013M-0001-SO	4-NITROPHENOL	620	ug/kg	2100	620	U	071SB-0014M-0001-SO	620	2100	620	U	N/A	Yes
071SB-0013M-0001-SO	ACENAPHTHENE	1	ug/kg	1.5	0.82	J	071SB-0014M-0001-SO	1.1	1.5	0.82	J	N/A	Yes
071SB-0013M-0001-SO	ACENAPHTHYLENE	0.82	ug/kg	1.5	0.82	U	071SB-0014M-0001-SO	0.82	1.5	0.82	U	N/A	Yes
071SB-0013M-0001-SO	ANTHRACENE	0.82	ug/kg	1.5	0.82	U	071SB-0014M-0001-SO	0.82	1.5	0.82	U	N/A	Yes

Sample	Analyte	Result	Units	LOQ	LOD	Qual	Sample	Result	LOQ	LOD	Qual	RPD	W/In LOQ
071SB-0013M-0001-SO	Benzo[a]anthracene	0.90	ug/kg	1.5	0.90	U	071SB-0014M-0001-SO	1.2	1.5	0.82	J	N/A	Yes
071SB-0013M-0001-SO	Benzo[a]pyrene	0.29	ug/kg	1.5	0.82	J	071SB-0014M-0001-SO	0.52	1.5	0.82	J	N/A	Yes
071SB-0013M-0001-SO	Benzo[b]fluoranthene	2.3	ug/kg	1.5	0.82		071SB-0014M-0001-SO	2.8	1.5	0.82		N/A	Yes
071SB-0013M-0001-SO	Benzo[g,h,i]perylene	1.8	ug/kg	1.5	0.82		071SB-0014M-0001-SO	2.2	1.5	0.82		N/A	Yes
071SB-0013M-0001-SO	Benzo[k]fluoranthene	0.82	ug/kg	1.5	0.82	U	071SB-0014M-0001-SO	1.7	1.5	0.82		N/A	Yes
071SB-0013M-0001-SO	BENZOIC ACID	1500	ug/kg	3100	1500	UJ	071SB-0014M-0001-SO	1500	3100	1500	U	N/A	Yes
071SB-0013M-0001-SO	BENZYL ALCOHOL	120	ug/kg	410	120	R	071SB-0014M-0001-SO	120	410	120	U	N/A	N/A
071SB-0013M-0001-SO	BENZYL BUTYL PHTHALATE	120	ug/kg	410	120	U	071SB-0014M-0001-SO	120	410	120	U	N/A	Yes
071SB-0013M-0001-SO	BIS(2-CHLOROETHOXY) METHANE	62	ug/kg	120	62	U	071SB-0014M-0001-SO	62	120	62	U	N/A	Yes
071SB-0013M-0001-SO	BIS(2-CHLOROETHYL) ETHER	62	ug/kg	120	62	U	071SB-0014M-0001-SO	62	120	62	U	N/A	Yes
071SB-0013M-0001-SO	CARBAZOLE	62	ug/kg	120	62	U	071SB-0014M-0001-SO	62	120	62	U	N/A	Yes
071SB-0013M-0001-SO	CHRYSENE	4.3	ug/kg	1.5	0.82		071SB-0014M-0001-SO	5.1	1.5	0.82		N/A	Yes
071SB-0013M-0001-SO	DIBENZ(A,H)ANTHRACENE	0.82	ug/kg	1.5	0.82	U	071SB-0014M-0001-SO	0.82	1.5	0.82	U	N/A	Yes
071SB-0013M-0001-SO	DIBENZOFURAN	62	ug/kg	120	62	U	071SB-0014M-0001-SO	62	120	62	U	N/A	Yes
071SB-0013M-0001-SO	DIETHYL PHTHALATE	120	ug/kg	410	120	U	071SB-0014M-0001-SO	120	410	120	U	N/A	Yes
071SB-0013M-0001-SO	DIMETHYL PHTHALATE	120	ug/kg	410	120	U	071SB-0014M-0001-SO	120	410	120	U	N/A	Yes
071SB-0013M-0001-SO	DI-N-BUTYL PHTHALATE	120	ug/kg	410	120	U	071SB-0014M-0001-SO	120	410	120	U	N/A	Yes
071SB-0013M-0001-SO	DI-N-OCTYLPHTHALATE	62	ug/kg	210	62	U	071SB-0014M-0001-SO	62	210	62	U	N/A	Yes
071SB-0013M-0001-SO	FLUORANTHENE	0.82	ug/kg	1.5	0.82	J	071SB-0014M-0001-SO	1.2	1.5	0.82	J	N/A	Yes
071SB-0013M-0001-SO	FLUORENE	0.93	ug/kg	1.5	0.82	J	071SB-0014M-0001-SO	1.1	1.5	0.82	J	N/A	Yes
071SB-0013M-0001-SO	HEXACHLOROBENZENE	62	ug/kg	120	62	U	071SB-0014M-0001-SO	62	120	62	U	N/A	Yes
071SB-0013M-0001-SO	HEXACHLOROBUTADIENE	120	ug/kg	410	120	U	071SB-0014M-0001-SO	120	410	120	U	N/A	Yes
071SB-0013M-0001-SO	HEXACHLOROCYCLOPENTADIENE	62	ug/kg	210	62	UJ	071SB-0014M-0001-SO	62	210	62	U	N/A	Yes
071SB-0013M-0001-SO	HEXACHLOROETHANE	62	ug/kg	120	62	U	071SB-0014M-0001-SO	62	120	62	U	N/A	Yes
071SB-0013M-0001-SO	Indeno[1,2,3-cd]pyrene	0.52	ug/kg	1.5	0.82	J	071SB-0014M-0001-SO	0.71	1.5	0.82	J	N/A	Yes
071SB-0013M-0001-SO	ISOPHORONE	62	ug/kg	210	62	U	071SB-0014M-0001-SO	62	210	62	U	N/A	Yes
071SB-0013M-0001-SO	NAPHTHALENE	3.7	ug/kg	1.5	0.82		071SB-0014M-0001-SO	0.82	1.5	0.82	J	N/A	No
071SB-0013M-0001-SO	NITROBENZENE	62	ug/kg	210	62	U	071SB-0014M-0001-SO	62	210	62	U	N/A	Yes
071SB-0013M-0001-SO	N-NITROSODI-N-PROPYLAMINE	120	ug/kg	410	120	U	071SB-0014M-0001-SO	120	410	120	U	N/A	Yes
071SB-0013M-0001-SO	N-NITROSODIPHENYLAMINE	120	ug/kg	250	120	U	071SB-0014M-0001-SO	120	250	120	U	N/A	Yes
071SB-0013M-0001-SO	PENTACHLOROPHENOL	310	ug/kg	1000	310	U	071SB-0014M-0001-SO	310	1000	310	U	N/A	Yes
071SB-0013M-0001-SO	PHENANTHRENE	4.0	ug/kg	1.5	4.0	U	071SB-0014M-0001-SO	4.1	1.5	0.82		N/A	Yes
071SB-0013M-0001-SO	PHENOL	310	ug/kg	620	310	U	071SB-0014M-0001-SO	310	620	310	U	N/A	Yes
071SB-0013M-0001-SO	PYRENE	1.2	ug/kg	1.5	0.82	J	071SB-0014M-0001-SO	1.4	1.5	0.82	J	N/A	Yes
071SB-0018M-0001-SO	Diesel	19	mg/kg	41	15	J	071SB-0019M-0001-SO	22	41	15	J	N/A	Yes
071SB-0018M-0001-SO	Gasoline	2.6	mg/kg	5.3	2.6	U	071SB-0019M-0001-SO	2.8	5.7	2.8	U	N/A	Yes

Sample	Analyte	Result	Units	LOQ	LOD	Qual	Sample	Result	LOQ	LOD	Qual	RPD	W/In LOQ
071SB-0018M-0001-SO	LEAD	8.8	mg/kg	1.2	0.62	J-	071SB-0019M-0001-SO	8.2	0.25	0.13		N/A	Yes
071SB-0018M-0001-SO	1,1,1-TRICHLOROETHANE	0.86	ug/kg	1.7	0.86	U	071SB-0019M-0001-SO	0.97	1.9	0.97	U	N/A	Yes
071SB-0018M-0001-SO	1,1,2,2-TETRACHLOROETHANE	0.86	ug/kg	1.7	0.86	U	071SB-0019M-0001-SO	0.97	1.9	0.97	U	N/A	Yes
071SB-0018M-0001-SO	1,1,2-TRICHLOROETHANE	0.86	ug/kg	1.7	0.86	U	071SB-0019M-0001-SO	0.97	1.9	0.97	U	N/A	Yes
071SB-0018M-0001-SO	1,1-DICHLOROETHANE	0.86	ug/kg	1.7	0.86	U	071SB-0019M-0001-SO	0.97	1.9	0.97	U	N/A	Yes
071SB-0018M-0001-SO	1,1-DICHLOROETHENE	0.86	ug/kg	1.7	0.86	U	071SB-0019M-0001-SO	0.97	1.9	0.97	U	N/A	Yes
071SB-0018M-0001-SO	1,2-DIBROMOETHANE	0.86	ug/kg	1.7	0.86	U	071SB-0019M-0001-SO	0.97	1.9	0.97	U	N/A	Yes
071SB-0018M-0001-SO	1,2-DICHLOROETHANE	0.86	ug/kg	1.7	0.86	U	071SB-0019M-0001-SO	0.97	1.9	0.97	U	N/A	Yes
071SB-0018M-0001-SO	1,2-Dichloroethene, Total	0.86	ug/kg	1.7	0.86	U	071SB-0019M-0001-SO	0.97	1.9	0.97	U	N/A	Yes
071SB-0018M-0001-SO	1,2-DICHLOROPROPANE	0.86	ug/kg	1.7	0.86	U	071SB-0019M-0001-SO	0.97	1.9	0.97	U	N/A	Yes
071SB-0018M-0001-SO	2-Butanone (MEK)	8.6	ug/kg	17	8.6	U	071SB-0019M-0001-SO	9.7	19	9.7	U	N/A	Yes
071SB-0018M-0001-SO	2-HEXANONE	17	ug/kg	35	17	U	071SB-0019M-0001-SO	19	39	19	U	N/A	Yes
071SB-0018M-0001-SO	4-Methyl-2-pentanone (MIBK)	8.6	ug/kg	17	8.6	U	071SB-0019M-0001-SO	9.7	19	9.7	U	N/A	Yes
071SB-0018M-0001-SO	ACETONE	8.6	ug/kg	17	8.6	U	071SB-0019M-0001-SO	9.7	19	9.7	U	N/A	Yes
071SB-0018M-0001-SO	BENZENE	0.86	ug/kg	1.7	0.86	U	071SB-0019M-0001-SO	0.97	1.9	0.97	U	N/A	Yes
071SB-0018M-0001-SO	BROMOCHLOROMETHANE	0.86	ug/kg	1.7	0.86	U	071SB-0019M-0001-SO	0.97	1.9	0.97	U	N/A	Yes
071SB-0018M-0001-SO	BROMODICHLOROMETHANE	0.86	ug/kg	1.7	0.86	U	071SB-0019M-0001-SO	0.97	1.9	0.97	U	N/A	Yes
071SB-0018M-0001-SO	BROMOFORM	0.86	ug/kg	1.7	0.86	U	071SB-0019M-0001-SO	0.97	1.9	0.97	U	N/A	Yes
071SB-0018M-0001-SO	BROMOMETHANE	0.86	ug/kg	1.7	0.86	UJ	071SB-0019M-0001-SO	0.97	1.9	0.97	U	N/A	Yes
071SB-0018M-0001-SO	CARBON DISULFIDE	1.7	ug/kg	3.5	1.7	U	071SB-0019M-0001-SO	1.9	3.9	1.9	U	N/A	Yes
071SB-0018M-0001-SO	CARBON TETRACHLORIDE	0.86	ug/kg	1.7	0.86	U	071SB-0019M-0001-SO	0.97	1.9	0.97	U	N/A	Yes
071SB-0018M-0001-SO	CHLOROBENZENE	0.86	ug/kg	1.7	0.86	U	071SB-0019M-0001-SO	0.97	1.9	0.97	U	N/A	Yes
071SB-0018M-0001-SO	CHLOROETHANE	0.86	ug/kg	1.7	0.86	U	071SB-0019M-0001-SO	0.97	1.9	0.97	U	N/A	Yes
071SB-0018M-0001-SO	CHLOROFORM	0.86	ug/kg	1.7	0.86	U	071SB-0019M-0001-SO	0.97	1.9	0.97	U	N/A	Yes
071SB-0018M-0001-SO	CHLOROMETHANE	0.86	ug/kg	1.7	0.86	U	071SB-0019M-0001-SO	0.97	1.9	0.97	U	N/A	Yes
071SB-0018M-0001-SO	CIS-1,2-DICHLOROETHYLENE	0.86	ug/kg	1.7	0.86	U	071SB-0019M-0001-SO	0.97	1.9	0.97	U	N/A	Yes
071SB-0018M-0001-SO	CIS-1,3-DICHLOROPROPENE	0.86	ug/kg	1.7	0.86	U	071SB-0019M-0001-SO	0.97	1.9	0.97	U	N/A	Yes
071SB-0018M-0001-SO	DIBROMOCHLOROMETHANE	0.86	ug/kg	1.7	0.86	U	071SB-0019M-0001-SO	0.97	1.9	0.97	U	N/A	Yes
071SB-0018M-0001-SO	ETHYLBENZENE	0.86	ug/kg	1.7	0.86	U	071SB-0019M-0001-SO	0.97	1.9	0.97	U	N/A	Yes
071SB-0018M-0001-SO	Methyl tert-butyl ether	0.86	ug/kg	1.7	0.86	U	071SB-0019M-0001-SO	0.97	1.9	0.97	U	N/A	Yes
071SB-0018M-0001-SO	METHYLENE CHLORIDE	6.3	ug/kg	8.6	1.7	UJ	071SB-0019M-0001-SO	1.9	9.7	1.9	J	N/A	Yes
071SB-0018M-0001-SO	STYRENE	0.86	ug/kg	1.7	0.86	U	071SB-0019M-0001-SO	0.97	1.9	0.97	U	N/A	Yes
071SB-0018M-0001-SO	TETRACHLOROETHYLENE	0.86	ug/kg	1.7	0.86	U	071SB-0019M-0001-SO	0.97	1.9	0.97	U	N/A	Yes
071SB-0018M-0001-SO	TOLUENE	0.86	ug/kg	1.7	0.86	U	071SB-0019M-0001-SO	0.97	1.9	0.97	U	N/A	Yes
071SB-0018M-0001-SO	TRANS-1,2-DICHLOROETHENE	0.86	ug/kg	1.7	0.86	U	071SB-0019M-0001-SO	0.97	1.9	0.97	U	N/A	Yes
071SB-0018M-0001-SO	TRANS-1,3-DICHLOROPROPENE	0.86	ug/kg	1.7	0.86	U	071SB-0019M-0001-SO	0.97	1.9	0.97	U	N/A	Yes

Sample	Analyte	Result	Units	LOQ	LOD	Qual	Sample	Result	LOQ	LOD	Qual	RPD	W/In LOQ
071SB-0018M-0001-SO	TRICHLOROETHYLENE	0.86	ug/kg	1.7	0.86	U	071SB-0019M-0001-SO	0.97	1.9	0.97	U	N/A	Yes
071SB-0018M-0001-SO	VINYL CHLORIDE	0.86	ug/kg	1.7	0.86	U	071SB-0019M-0001-SO	0.97	1.9	0.97	U	N/A	Yes
071SB-0018M-0001-SO	Xylenes, Total	1.7	ug/kg	3.5	1.7	U	071SB-0019M-0001-SO	1.9	3.9	1.9	U	N/A	Yes
071SB-0018M-0001-SO	1,2,4-TRICHLOROBENZENE	61	ug/kg	120	61	U	071SB-0019M-0001-SO	62	120	62	U	N/A	Yes
071SB-0018M-0001-SO	1,2-DICHLOROBENZENE	61	ug/kg	120	61	U	071SB-0019M-0001-SO	62	120	62	U	N/A	Yes
071SB-0018M-0001-SO	1,3-DICHLOROBENZENE	61	ug/kg	120	61	U	071SB-0019M-0001-SO	62	120	62	U	N/A	Yes
071SB-0018M-0001-SO	1,4-DICHLOROBENZENE	61	ug/kg	120	61	U	071SB-0019M-0001-SO	62	120	62	U	N/A	Yes
071SB-0018M-0001-SO	2,2'-OXYBIS(1-CHLORO)PROPANE	61	ug/kg	120	61	U	071SB-0019M-0001-SO	62	120	62	U	N/A	Yes
071SB-0018M-0001-SO	2,4,5-TRICHLOROPHENOL	310	ug/kg	610	310	U	071SB-0019M-0001-SO	310	620	310	U	N/A	Yes
071SB-0018M-0001-SO	2,4,6-TRICHLOROPHENOL	310	ug/kg	610	310	U	071SB-0019M-0001-SO	310	620	310	U	N/A	Yes
071SB-0018M-0001-SO	2,4-DICHLOROPHENOL	310	ug/kg	610	310	U	071SB-0019M-0001-SO	310	620	310	U	N/A	Yes
071SB-0018M-0001-SO	2,4-DIMETHYLPHENOL	310	ug/kg	610	310	U	071SB-0019M-0001-SO	310	620	310	U	N/A	Yes
071SB-0018M-0001-SO	2,4-DINITROPHENOL	310	ug/kg	1000	310	U	071SB-0019M-0001-SO	310	1000	310	U	N/A	Yes
071SB-0018M-0001-SO	2,4-DINITROTOLUENE	61	ug/kg	120	61	U	071SB-0019M-0001-SO	62	120	62	U	N/A	Yes
071SB-0018M-0001-SO	2,6-DINITROTOLUENE	61	ug/kg	120	61	U	071SB-0019M-0001-SO	62	120	62	U	N/A	Yes
071SB-0018M-0001-SO	2-CHLORONAPHTHALENE	61	ug/kg	120	61	U	071SB-0019M-0001-SO	62	120	62	U	N/A	Yes
071SB-0018M-0001-SO	2-CHLOROPHENOL	610	ug/kg	2000	610	U	071SB-0019M-0001-SO	620	2100	620	U	N/A	Yes
071SB-0018M-0001-SO	2-METHYLNAPHTHALENE	3	ug/kg	1.5	0.82		071SB-0019M-0001-SO	3.9	1.5	0.82		N/A	Yes
071SB-0018M-0001-SO	2-METHYLPHENOL	610	ug/kg	2000	610	U	071SB-0019M-0001-SO	620	2100	620	U	N/A	Yes
071SB-0018M-0001-SO	2-NITROANILINE	61	ug/kg	120	61	U	071SB-0019M-0001-SO	62	120	62	U	N/A	Yes
071SB-0018M-0001-SO	2-NITROPHENOL	310	ug/kg	1000	310	U	071SB-0019M-0001-SO	310	1000	310	U	N/A	Yes
071SB-0018M-0001-SO	3 & 4 Methylphenol	1100	ug/kg	3700	1100	U	071SB-0019M-0001-SO	1100	3700	1100	U	N/A	Yes
071SB-0018M-0001-SO	3,3'-DICHLOROBENZIDINE	150	ug/kg	510	150	U	071SB-0019M-0001-SO	150	510	150	U	N/A	Yes
071SB-0018M-0001-SO	3-NITROANILINE	61	ug/kg	120	61	U	071SB-0019M-0001-SO	62	120	62	U	N/A	Yes
071SB-0018M-0001-SO	4,6-DINITRO-2-METHYLPHENOL	310	ug/kg	1000	310	UJ	071SB-0019M-0001-SO	310	1000	310	U	N/A	Yes
071SB-0018M-0001-SO	4-BROMOPHENYL PHENYL ETHER	61	ug/kg	120	61	U	071SB-0019M-0001-SO	62	120	62	U	N/A	Yes
071SB-0018M-0001-SO	4-CHLORO-3-METHYLPHENOL	610	ug/kg	2000	610	U	071SB-0019M-0001-SO	620	2100	620	U	N/A	Yes
071SB-0018M-0001-SO	4-CHLOROANILINE	61	ug/kg	200	61	U	071SB-0019M-0001-SO	62	210	62	U	N/A	Yes
071SB-0018M-0001-SO	4-CHLOROPHENYL PHENYL ETHER	61	ug/kg	120	61	U	071SB-0019M-0001-SO	62	120	62	U	N/A	Yes
071SB-0018M-0001-SO	4-NITROANILINE	61	ug/kg	120	61	U	071SB-0019M-0001-SO	62	120	62	U	N/A	Yes
071SB-0018M-0001-SO	4-NITROPHENOL	610	ug/kg	2000	610	U	071SB-0019M-0001-SO	620	2100	620	U	N/A	Yes
071SB-0018M-0001-SO	ACENAPHTHENE	0.62	ug/kg	1.5	0.82	J	071SB-0019M-0001-SO	0.82	1.5	0.82	U	N/A	Yes
071SB-0018M-0001-SO	ACENAPHTHYLENE	0.82	ug/kg	1.5	0.82	U	071SB-0019M-0001-SO	0.82	1.5	0.82	U	N/A	Yes
071SB-0018M-0001-SO	ANTHRACENE	0.82	ug/kg	1.5	0.82	U	071SB-0019M-0001-SO	0.82	1.5	0.82	U	N/A	Yes
071SB-0018M-0001-SO	Benzo[a]anthracene	1.2	ug/kg	1.5	1.2	U	071SB-0019M-0001-SO	1.3	1.5	0.82	J	N/A	Yes
071SB-0018M-0001-SO	Benzo[a]pyrene	0.42	ug/kg	1.5	0.82	J	071SB-0019M-0001-SO	0.51	1.5	0.82	J	N/A	Yes

Sample	Analyte	Result	Units	LOQ	LOD	Qual	Sample	Result	LOQ	LOD	Qual	RPD	W/In LOQ
071SB-0018M-0001-SO	Benzo[b]fluoranthene	2.9	ug/kg	1.5	0.82		071SB-0019M-0001-SO	3.2	1.5	0.82		N/A	Yes
071SB-0018M-0001-SO	Benzo[g,h,i]perylene	1.5	ug/kg	1.5	0.82		071SB-0019M-0001-SO	2.1	1.5	0.82		N/A	Yes
071SB-0018M-0001-SO	Benzo[k]fluoranthene	0.82	ug/kg	1.5	0.82	U	071SB-0019M-0001-SO	0.4	1.5	0.82	J	N/A	Yes
071SB-0018M-0001-SO	BENZOIC ACID	1500	ug/kg	3100	1500	UJ	071SB-0019M-0001-SO	1500	3100	1500	U	N/A	Yes
071SB-0018M-0001-SO	BENZYL ALCOHOL	120	ug/kg	410	120	R	071SB-0019M-0001-SO	120	410	120	U	N/A	N/A
071SB-0018M-0001-SO	BENZYL BUTYL PHTHALATE	120	ug/kg	410	120	U	071SB-0019M-0001-SO	120	410	120	U	N/A	Yes
071SB-0018M-0001-SO	BIS(2-CHLOROETHOXY) METHANE	61	ug/kg	120	61	U	071SB-0019M-0001-SO	62	120	62	U	N/A	Yes
071SB-0018M-0001-SO	BIS(2-CHLOROETHYL) ETHER	61	ug/kg	120	61	U	071SB-0019M-0001-SO	62	120	62	U	N/A	Yes
071SB-0018M-0001-SO	CARBAZOLE	61	ug/kg	120	61	U	071SB-0019M-0001-SO	62	120	62	U	N/A	Yes
071SB-0018M-0001-SO	CHRYSENE	4.8	ug/kg	1.5	0.82		071SB-0019M-0001-SO	5.5	1.5	0.82		N/A	Yes
071SB-0018M-0001-SO	DIBENZ(A,H)ANTHRACENE	0.82	ug/kg	1.5	0.82	U	071SB-0019M-0001-SO	0.36	1.5	0.82	J	N/A	Yes
071SB-0018M-0001-SO	DIBENZOFURAN	61	ug/kg	120	61	U	071SB-0019M-0001-SO	62	120	62	U	N/A	Yes
071SB-0018M-0001-SO	DIETHYL PHTHALATE	120	ug/kg	410	120	U	071SB-0019M-0001-SO	120	410	120	U	N/A	Yes
071SB-0018M-0001-SO	DIMETHYL PHTHALATE	120	ug/kg	410	120	U	071SB-0019M-0001-SO	120	410	120	U	N/A	Yes
071SB-0018M-0001-SO	DI-N-BUTYL PHTHALATE	120	ug/kg	410	120	U	071SB-0019M-0001-SO	120	410	120	U	N/A	Yes
071SB-0018M-0001-SO	DI-N-OCTYLPHTHALATE	61	ug/kg	200	61	U	071SB-0019M-0001-SO	62	210	62	U	N/A	Yes
071SB-0018M-0001-SO	FLUORANTHENE	1.4	ug/kg	1.5	0.82	J	071SB-0019M-0001-SO	1.4	1.5	0.82	J	N/A	Yes
071SB-0018M-0001-SO	FLUORENE	1.1	ug/kg	1.5	0.82	J	071SB-0019M-0001-SO	0.82	1.5	0.82	J	N/A	Yes
071SB-0018M-0001-SO	HEXACHLOROBENZENE	61	ug/kg	120	61	U	071SB-0019M-0001-SO	62	120	62	U	N/A	Yes
071SB-0018M-0001-SO	HEXACHLOROBUTADIENE	120	ug/kg	410	120	U	071SB-0019M-0001-SO	120	410	120	U	N/A	Yes
071SB-0018M-0001-SO	HEXACHLOROCYCLOPENTADIENE	61	ug/kg	200	61	UJ	071SB-0019M-0001-SO	62	210	62	U	N/A	Yes
071SB-0018M-0001-SO	HEXACHLOROETHANE	61	ug/kg	120	61	U	071SB-0019M-0001-SO	62	120	62	U	N/A	Yes
071SB-0018M-0001-SO	Indeno[1,2,3-cd]pyrene	0.61	ug/kg	1.5	0.82	J	071SB-0019M-0001-SO	0.69	1.5	0.82	J	N/A	Yes
071SB-0018M-0001-SO	ISOPHORONE	61	ug/kg	200	61	U	071SB-0019M-0001-SO	62	210	62	U	N/A	Yes
071SB-0018M-0001-SO	NAPHTHALENE	0.35	ug/kg	1.5	0.82	U	071SB-0019M-0001-SO	0.82	1.5	0.82	J	N/A	Yes
071SB-0018M-0001-SO	NITROBENZENE	61	ug/kg	200	61	U	071SB-0019M-0001-SO	62	210	62	U	N/A	Yes
071SB-0018M-0001-SO	N-NITROSODI-N-PROPYLAMINE	120	ug/kg	410	120	U	071SB-0019M-0001-SO	120	410	120	U	N/A	Yes
071SB-0018M-0001-SO	N-NITROSODIPHENYLAMINE	120	ug/kg	250	120	U	071SB-0019M-0001-SO	120	250	120	U	N/A	Yes
071SB-0018M-0001-SO	PENTACHLOROPHENOL	310	ug/kg	1000	310	U	071SB-0019M-0001-SO	310	1000	310	U	N/A	Yes
071SB-0018M-0001-SO	PHENANTHRENE	4.7	ug/kg	1.5	4.7	U	071SB-0019M-0001-SO	4.8	1.5	0.82		N/A	Yes
071SB-0018M-0001-SO	PHENOL	310	ug/kg	610	310	U	071SB-0019M-0001-SO	310	620	310	U	N/A	Yes
071SB-0018M-0001-SO	PYRENE	1.4	ug/kg	1.5	0.82	J	071SB-0019M-0001-SO	1.4	1.5	0.82	J	N/A	Yes

Sample	Analyte	Result	Units	LOQ	LOD	Qual	Sample	Result	LOQ	LOD	Qual	RPD	W/In LOQ
072SB-0001-0001-SO	ALUMINUM	12000	MG/KG	3.1	0.62	J	072SB-0002-0001-SO	12000	2.9	0.58		0	N/A
072SB-0001-0001-SO	ANTIMONY	0.075	MG/KG	0.21	0.1	J-	072SB-0002-0001-SO	0.083	0.19	0.096	J	N/A	Yes
072SB-0001-0001-SO	ARSENIC	14	MG/KG	0.1	0.051	J-	072SB-0002-0001-SO	7.8	0.096	0.048		35	N/A
072SB-0001-0001-SO	BARIUM	36	MG/KG	1	0.021	J+	072SB-0002-0001-SO	87	0.96	0.019		64	N/A
072SB-0001-0001-SO	BERYLLIUM	0.65	MG/KG	0.1	0.01	J-	072SB-0002-0001-SO	0.6	0.096	0.0096		5	N/A
072SB-0001-0001-SO	CADMIUM	0.15	MG/KG	0.1	0.031	J-	072SB-0002-0001-SO	0.19	0.096	0.029		N/A	Yes
072SB-0001-0001-SO	CALCIUM	2900	MG/KG	10	2.6	J+	072SB-0002-0001-SO	28000	9.6	2.4		149	N/A
072SB-0001-0001-SO	CHROMIUM	18	MG/KG	0.21	0.041		072SB-0002-0001-SO	19	0.19	0.039		4	N/A
072SB-0001-0001-SO	COBALT	12	MG/KG	0.051	0.01		072SB-0002-0001-SO	9.6	0.048	0.0096		14	N/A
072SB-0001-0001-SO	COPPER	16	MG/KG	0.21	0.062		072SB-0002-0001-SO	17	0.19	0.058		4	N/A
072SB-0001-0001-SO	IRON	28000	MG/KG	5.1	2.1	J	072SB-0002-0001-SO	26000	4.8	1.9		5	N/A
072SB-0001-0001-SO	LEAD	11	MG/KG	0.1	0.031		072SB-0002-0001-SO	10	0.096	0.029		6	N/A
072SB-0001-0001-SO	MAGNESIUM	6000	MG/KG	10	2.1		072SB-0002-0001-SO	8100	9.6	1.9		21	N/A
072SB-0001-0001-SO	MANGANESE	190	MG/KG	0.51	0.031	J	072SB-0002-0001-SO	270	0.48	0.029		25	N/A
072SB-0001-0001-SO	NICKEL	29	MG/KG	0.1	0.031	J-	072SB-0002-0001-SO	25	0.096	0.029		10	N/A
072SB-0001-0001-SO	POTASSIUM	1900	MG/KG	10	6.2	J-	072SB-0002-0001-SO	2100	9.6	5.8		7	N/A
072SB-0001-0001-SO	SELENIUM	0.9	MG/KG	0.51	0.1	J-	072SB-0002-0001-SO	0.9	0.48	0.096		N/A	Yes
072SB-0001-0001-SO	SILVER	0.033	MG/KG	0.1	0.031	J	072SB-0002-0001-SO	0.034	0.096	0.029	J	N/A	Yes
072SB-0001-0001-SO	SODIUM	85	MG/KG	10	5.1		072SB-0002-0001-SO	100	9.6	4.8		11	N/A
072SB-0001-0001-SO	THALLIUM	0.18	MG/KG	0.1	0.021		072SB-0002-0001-SO	0.15	0.096	0.019		N/A	Yes
072SB-0001-0001-SO	VANADIUM	17	MG/KG	0.1	0.062		072SB-0002-0001-SO	20	0.096	0.058		11	N/A
072SB-0001-0001-SO	ZINC	59	MG/KG	0.51	0.21		072SB-0002-0001-SO	52	0.48	0.19		8	N/A
072SB-0001-0001-SO	C10-C20	11	MG/KG	20	11	U	072SB-0002-0001-SO	11	19	11	U	N/A	Yes
072SB-0001-0001-SO	C20-C34	11	MG/KG	20	11	U	072SB-0002-0001-SO	11	19	11	U	N/A	Yes
072SB-0001-0001-SO	C6-C12	320	UG/KG	110	55	J	072SB-0002-0001-SO	180	100	50		N/A	No
072SB-0001-0001-SO	MERCURY	0.039	MG/KG	0.12	0.039	U	072SB-0002-0001-SO	0.034	0.1	0.034	U	N/A	Yes
072SB-0001-0001-SO	BENZENE	25	UG/KG	250	25	UJ	072SB-0002-0001-SO	24	240	24	U	N/A	Yes
072SB-0001-0001-SO	ETHYLBENZENE	9.9	UG/KG	250	9.9	UJ	072SB-0002-0001-SO	9.5	240	9.5	U	N/A	Yes
072SB-0001-0001-SO	TOLUENE	25	UG/KG	250	25	UJ	072SB-0002-0001-SO	24	240	24	U	N/A	Yes
072SB-0001-0001-SO	XYLENES, TOTAL	30	UG/KG	500	30	UJ	072SB-0002-0001-SO	29	480	29	U	N/A	Yes
072SB-0001-0001-SO	ACENAPHTHENE	4	UG/KG	8	4	U	072SB-0002-0001-SO	3.9	7.8	3.9	U	N/A	Yes
072SB-0001-0001-SO	ACENAPHTHYLENE	4	UG/KG	8	4	U	072SB-0002-0001-SO	3.9	7.8	3.9	U	N/A	Yes
072SB-0001-0001-SO	ANTHRACENE	4	UG/KG	8	4	U	072SB-0002-0001-SO	3.9	7.8	3.9	U	N/A	Yes
072SB-0001-0001-SO	Benzo[a]anthracene	4	UG/KG	8	4	U	072SB-0002-0001-SO	3.9	7.8	3.9	U	N/A	Yes
072SB-0001-0001-SO	Benzo[a]pyrene	4	UG/KG	8	4	U	072SB-0002-0001-SO	3.9	7.8	3.9	U	N/A	Yes
072SB-0001-0001-SO	Benzo[b]fluoranthene	4	UG/KG	8	4	U	072SB-0002-0001-SO	3.9	7.8	3.9	U	N/A	Yes

Sample	Analyte	Result	Units	LOQ	LOD	Qual	Sample	Result	LOQ	LOD	Qual	RPD	W/In LOQ
072SB-0001-0001-SO	Benzo[g,h,i]perylene	4	UG/KG	8	4	U	072SB-0002-0001-SO	3.9	7.8	3.9	U	N/A	Yes
072SB-0001-0001-SO	Benzo[k]fluoranthene	4	UG/KG	8	4	U	072SB-0002-0001-SO	3.9	7.8	3.9	U	N/A	Yes
072SB-0001-0001-SO	CHRYSENE	4	UG/KG	8	4	U	072SB-0002-0001-SO	3.9	7.8	3.9	U	N/A	Yes
072SB-0001-0001-SO	DIBENZ(A,H)ANTHRACENE	4	UG/KG	8	4	U	072SB-0002-0001-SO	3.9	7.8	3.9	U	N/A	Yes
072SB-0001-0001-SO	FLUORANTHENE	4	UG/KG	8	4	U	072SB-0002-0001-SO	3.9	7.8	3.9	U	N/A	Yes
072SB-0001-0001-SO	FLUORENE	4	UG/KG	8	4	U	072SB-0002-0001-SO	3.9	7.8	3.9	U	N/A	Yes
072SB-0001-0001-SO	Indeno[1,2,3-cd]pyrene	4	UG/KG	8	4	U	072SB-0002-0001-SO	3.9	7.8	3.9	U	N/A	Yes
072SB-0001-0001-SO	NAPHTHALENE	8.9	UG/KG	8	4		072SB-0002-0001-SO	3.9	7.8	3.9	U	N/A	Yes
072SB-0001-0001-SO	PHENANTHRENE	4	UG/KG	8	4	U	072SB-0002-0001-SO	3.9	7.8	3.9	U	N/A	Yes
072SB-0001-0001-SO	PYRENE	4	UG/KG	8	4	U	072SB-0002-0001-SO	3.9	7.8	3.9	U	N/A	Yes
072SB-0012-0001-SO	ALUMINUM	8500	MG/KG	3.2	0.64	J	072SB-0013-0001-SO	9600	3	0.59		8	N/A
072SB-0012-0001-SO	ANTIMONY	0.2	MG/KG	0.21	0.11	J-	072SB-0013-0001-SO	0.14	0.2	0.099	J	N/A	Yes
072SB-0012-0001-SO	ARSENIC	5.6	MG/KG	0.11	0.053	J	072SB-0013-0001-SO	4.7	0.099	0.049		11	N/A
072SB-0012-0001-SO	BARIUM	55	MG/KG	1.1	0.021		072SB-0013-0001-SO	53	0.99	0.02		2	N/A
072SB-0012-0001-SO	BERYLLIUM	0.88	MG/KG	0.11	0.011	J-	072SB-0013-0001-SO	0.81	0.099	0.0099		5	N/A
072SB-0012-0001-SO	CADMIUM	0.2	MG/KG	0.11	0.032		072SB-0013-0001-SO	0.23	0.099	0.03		N/A	Yes
072SB-0012-0001-SO	CALCIUM	400	MG/KG	11	2.7		072SB-0013-0001-SO	450	9.9	2.5		8	N/A
072SB-0012-0001-SO	CHROMIUM	18	MG/KG	0.21	0.042		072SB-0013-0001-SO	20	0.2	0.039		7	N/A
072SB-0012-0001-SO	COBALT	18	MG/KG	0.053	0.011		072SB-0013-0001-SO	17	0.049	0.0099		4	N/A
072SB-0012-0001-SO	COPPER	31	MG/KG	0.21	0.064	J+	072SB-0013-0001-SO	33	0.2	0.059		4	N/A
072SB-0012-0001-SO	IRON	37000	MG/KG	5.3	2.1	J	072SB-0013-0001-SO	36000	4.9	2		2	N/A
072SB-0012-0001-SO	LEAD	20	MG/KG	0.11	0.032	J+	072SB-0013-0001-SO	17	0.099	0.03		11	N/A
072SB-0012-0001-SO	MAGNESIUM	4000	MG/KG	11	2.1		072SB-0013-0001-SO	4300	9.9	2		5	N/A
072SB-0012-0001-SO	MANGANESE	910	MG/KG	0.53	0.032	J	072SB-0013-0001-SO	700	0.49	0.03		17	N/A
072SB-0012-0001-SO	NICKEL	31	MG/KG	0.11	0.032		072SB-0013-0001-SO	32	0.099	0.03		2	N/A
072SB-0012-0001-SO	POTASSIUM	1000	MG/KG	11	6.4	J-	072SB-0013-0001-SO	1200	9.9	5.9		13	N/A
072SB-0012-0001-SO	SELENIUM	1	MG/KG	0.53	0.11	J-	072SB-0013-0001-SO	1.1	0.49	0.099		N/A	Yes
072SB-0012-0001-SO	SILVER	0.032	MG/KG	0.11	0.032	J	072SB-0013-0001-SO	0.037	0.099	0.03	J	N/A	Yes
072SB-0012-0001-SO	SODIUM	60	MG/KG	11	5.3		072SB-0013-0001-SO	66	9.9	4.9		6	N/A
072SB-0012-0001-SO	THALLIUM	0.14	MG/KG	0.11	0.021		072SB-0013-0001-SO	0.11	0.099	0.02		N/A	Yes
072SB-0012-0001-SO	VANADIUM	17	MG/KG	0.11	0.064		072SB-0013-0001-SO	18	0.099	0.059		4	N/A
072SB-0012-0001-SO	ZINC	69	MG/KG	0.53	0.21		072SB-0013-0001-SO	80	0.49	0.2		10	N/A
072SB-0012-0001-SO	C10-C20	10	MG/KG	19	10	U	072SB-0013-0001-SO	10	18	10	U	N/A	Yes
072SB-0012-0001-SO	C20-C34	10	MG/KG	19	10	U	072SB-0013-0001-SO	10	18	10	U	N/A	Yes
072SB-0012-0001-SO	C6-C12	47	UG/KG	93	47	U	072SB-0013-0001-SO	48	96	48	U	N/A	Yes
072SB-0012-0001-SO	MERCURY	0.04	MG/KG	0.1	0.034	J	072SB-0013-0001-SO	0.021	0.097	0.032	J	N/A	Yes

Sample	Analyte	Result	Units	LOQ	LOD	Qual	Sample	Result	LOQ	LOD	Qual	RPD	W/In LOQ
072SB-0012-0001-SO	BENZENE	0.47	UG/KG	4.7	0.47	UJ	072SB-0013-0001-SO	0.45	4.5	0.45	U	N/A	Yes
072SB-0012-0001-SO	ETHYLBENZENE	0.47	UG/KG	4.7	0.47	UJ	072SB-0013-0001-SO	0.45	4.5	0.45	U	N/A	Yes
072SB-0012-0001-SO	TOLUENE	0.47	UG/KG	4.7	0.47	UJ	072SB-0013-0001-SO	0.45	4.5	0.45	U	N/A	Yes
072SB-0012-0001-SO	XYLENES, TOTAL	1.4	UG/KG	9.4	1.4	UJ	072SB-0013-0001-SO	1.3	8.9	1.3	U	N/A	Yes
072SB-0012-0001-SO	ACENAPHTHENE	3.8	UG/KG	7.6	3.8	U	072SB-0013-0001-SO	3.6	7.3	3.6	U	N/A	Yes
072SB-0012-0001-SO	ACENAPHTHYLENE	3.8	UG/KG	7.6	3.8	U	072SB-0013-0001-SO	3.6	7.3	3.6	U	N/A	Yes
072SB-0012-0001-SO	ANTHRACENE	3.8	UG/KG	7.6	3.8	U	072SB-0013-0001-SO	3.6	7.3	3.6	U	N/A	Yes
072SB-0012-0001-SO	Benzo[a]anthracene	3.8	UG/KG	7.6	3.8	U	072SB-0013-0001-SO	3.6	7.3	3.6	U	N/A	Yes
072SB-0012-0001-SO	Benzo[a]pyrene	3.8	UG/KG	7.6	3.8	U	072SB-0013-0001-SO	3.6	7.3	3.6	U	N/A	Yes
072SB-0012-0001-SO	Benzo[b]fluoranthene	3.8	UG/KG	7.6	3.8	U	072SB-0013-0001-SO	4.4	7.3	3.6	J	N/A	Yes
072SB-0012-0001-SO	Benzo[g,h,i]perylene	3.8	UG/KG	7.6	3.8	U	072SB-0013-0001-SO	3.6	7.3	3.6	U	N/A	Yes
072SB-0012-0001-SO	Benzo[k]fluoranthene	3.8	UG/KG	7.6	3.8	U	072SB-0013-0001-SO	3.6	7.3	3.6	U	N/A	Yes
072SB-0012-0001-SO	CHRYSENE	3.8	UG/KG	7.6	3.8	U	072SB-0013-0001-SO	3.6	7.3	3.6	U	N/A	Yes
072SB-0012-0001-SO	DIBENZ(A,H)ANTHRACENE	3.8	UG/KG	7.6	3.8	U	072SB-0013-0001-SO	3.6	7.3	3.6	U	N/A	Yes
072SB-0012-0001-SO	FLUORANTHENE	3.8	UG/KG	7.6	3.8	U	072SB-0013-0001-SO	3.6	7.3	3.6	U	N/A	Yes
072SB-0012-0001-SO	FLUORENE	3.8	UG/KG	7.6	3.8	U	072SB-0013-0001-SO	3.6	7.3	3.6	U	N/A	Yes
072SB-0012-0001-SO	Indeno[1,2,3-cd]pyrene	3.8	UG/KG	7.6	3.8	U	072SB-0013-0001-SO	3.6	7.3	3.6	U	N/A	Yes
072SB-0012-0001-SO	NAPHTHALENE	3.8	UG/KG	7.6	3.8	U	072SB-0013-0001-SO	3.6	7.3	3.6	U	N/A	Yes
072SB-0012-0001-SO	PHENANTHRENE	3.8	UG/KG	7.6	3.8	U	072SB-0013-0001-SO	3.6	7.3	3.6	U	N/A	Yes
072SB-0012-0001-SO	PYRENE	3.8	UG/KG	7.6	3.8	U	072SB-0013-0001-SO	3.6	7.3	3.6	U	N/A	Yes
072SB-0026-0001-SO	ALUMINUM	6000	MG/KG	3	0.6	J	072SB-0027-0001-SO	5900	3.1	0.61		1	N/A
072SB-0026-0001-SO	ANTIMONY	0.1	MG/KG	0.2	0.1	R	072SB-0027-0001-SO	0.082	0.2	0.1	J	N/A	N/A
072SB-0026-0001-SO	ARSENIC	0.51	MG/KG	0.1	0.05	J-	072SB-0027-0001-SO	1.1	0.1	0.051		56	N/A
072SB-0026-0001-SO	BARIUM	31	MG/KG	1	0.02	J	072SB-0027-0001-SO	16	1	0.02		38	N/A
072SB-0026-0001-SO	BERYLLIUM	0.69	MG/KG	0.1	0.01		072SB-0027-0001-SO	0.58	0.1	0.01		11	N/A
072SB-0026-0001-SO	CADMIUM	0.19	MG/KG	0.1	0.03	J+	072SB-0027-0001-SO	0.15	0.1	0.031		N/A	Yes
072SB-0026-0001-SO	CALCIUM	750	MG/KG	10	2.5	J-	072SB-0027-0001-SO	710	10	2.6		4	N/A
072SB-0026-0001-SO	CHROMIUM	13	MG/KG	0.2	0.04		072SB-0027-0001-SO	13	0.2	0.041		0	N/A
072SB-0026-0001-SO	COBALT	5.5	MG/KG	0.05	0.01		072SB-0027-0001-SO	6.2	0.051	0.01		8	N/A
072SB-0026-0001-SO	COPPER	17	MG/KG	0.2	0.06	J-	072SB-0027-0001-SO	17	0.2	0.061		0	N/A
072SB-0026-0001-SO	IRON	11000	MG/KG	5	2		072SB-0027-0001-SO	12000	5.1	2		6	N/A
072SB-0026-0001-SO	LEAD	8.7	MG/KG	0.1	0.03		072SB-0027-0001-SO	10	0.1	0.031		9	N/A
072SB-0026-0001-SO	MAGNESIUM	2300	MG/KG	10	2		072SB-0027-0001-SO	2100	10	2		6	N/A
072SB-0026-0001-SO	MANGANESE	210	MG/KG	0.5	0.03		072SB-0027-0001-SO	84	0.51	0.031		50	N/A
072SB-0026-0001-SO	NICKEL	16	MG/KG	0.1	0.03		072SB-0027-0001-SO	25	0.1	0.031		32	N/A
072SB-0026-0001-SO	POTASSIUM	1300	MG/KG	10	6		072SB-0027-0001-SO	1100	10	6.1		11	N/A

Sample	Analyte	Result	Units	LOQ	LOD	Qual	Sample	Result	LOQ	LOD	Qual	RPD	W/In LOQ
072SB-0026-0001-SO	SELENIUM	0.74	MG/KG	0.5	0.1	J-	072SB-0027-0001-SO	0.68	0.51	0.1		N/A	Yes
072SB-0026-0001-SO	SILVER	0.03	MG/KG	0.1	0.03	J+	072SB-0027-0001-SO	0.061	0.1	0.031	J	N/A	Yes
072SB-0026-0001-SO	SODIUM	71	MG/KG	10	5		072SB-0027-0001-SO	69	10	5.1		2	N/A
072SB-0026-0001-SO	THALLIUM	0.12	MG/KG	0.1	0.02	J-	072SB-0027-0001-SO	0.11	0.1	0.02		N/A	Yes
072SB-0026-0001-SO	VANADIUM	8.9	MG/KG	0.1	0.06		072SB-0027-0001-SO	9.7	0.1	0.061		6	N/A
072SB-0026-0001-SO	ZINC	45	MG/KG	0.5	0.2	J	072SB-0027-0001-SO	33	0.51	0.2		20	N/A
072SB-0026-0001-SO	C10-C20	9.6	MG/KG	17	9.6	U	072SB-0027-0001-SO	9.6	17	9.6	U	N/A	Yes
072SB-0026-0001-SO	C20-C34	9.6	MG/KG	17	9.6	U	072SB-0027-0001-SO	9.6	17	9.6	U	N/A	Yes
072SB-0026-0001-SO	C6-C12	40	UG/KG	80	40	U	072SB-0027-0001-SO	48	97	48	U	N/A	Yes
072SB-0026-0001-SO	MERCURY	0.032	MG/KG	0.097	0.032	U	072SB-0027-0001-SO	0.022	0.1	0.033	J	N/A	Yes
072SB-0026-0001-SO	BENZENE	0.51	UG/KG	5.1	0.51	UJ	072SB-0027-0001-SO	0.44	4.4	0.44	U	N/A	Yes
072SB-0026-0001-SO	ETHYLBENZENE	0.51	UG/KG	5.1	0.51	UJ	072SB-0027-0001-SO	0.44	4.4	0.44	U	N/A	Yes
072SB-0026-0001-SO	TOLUENE	0.51	UG/KG	5.1	0.51	UJ	072SB-0027-0001-SO	0.44	4.4	0.44	U	N/A	Yes
072SB-0026-0001-SO	XYLENES, TOTAL	1.5	UG/KG	10	1.5	UJ	072SB-0027-0001-SO	1.3	8.8	1.3	U	N/A	Yes
072SB-0026-0001-SO	ACENAPHTHENE	3.4	UG/KG	6.9	3.4	UJ	072SB-0027-0001-SO	3.4	6.9	3.4	U	N/A	Yes
072SB-0026-0001-SO	ACENAPHTHYLENE	3.4	UG/KG	6.9	3.4	UJ	072SB-0027-0001-SO	3.4	6.9	3.4	U	N/A	Yes
072SB-0026-0001-SO	ANTHRACENE	3.4	UG/KG	6.9	3.4	UJ	072SB-0027-0001-SO	3.4	6.9	3.4	U	N/A	Yes
072SB-0026-0001-SO	BENZO(A)ANTHRACENE	15	UG/KG	6.9	3.4	J	072SB-0027-0001-SO	4.4	6.9	3.4	J	N/A	No
072SB-0026-0001-SO	BENZO(A)PYRENE	18	UG/KG	6.9	3.4	J	072SB-0027-0001-SO	3.4	6.9	3.4	U	N/A	No
072SB-0026-0001-SO	BENZO(B)FLUORANTHENE	16	UG/KG	6.9	3.4	J	072SB-0027-0001-SO	15	6.9	3.4		N/A	Yes
072SB-0026-0001-SO	BENZO(G,H,I)PERYLENE	140	UG/KG	6.9	3.4	J	072SB-0027-0001-SO	42	6.9	3.4		61	N/A
072SB-0026-0001-SO	BENZO(K)FLUORANTHENE	5.8	UG/KG	6.9	3.4	J	072SB-0027-0001-SO	3.4	6.9	3.4	U	N/A	Yes
072SB-0026-0001-SO	CHRYSENE	9.1	UG/KG	6.9	3.4	J	072SB-0027-0001-SO	9.1	6.9	3.4		N/A	Yes
072SB-0026-0001-SO	DIBENZ(A,H)ANTHRACENE	3.4	UG/KG	6.9	3.4	UJ	072SB-0027-0001-SO	3.4	6.9	3.4	U	N/A	Yes
072SB-0026-0001-SO	FLUORANTHENE	12	UG/KG	6.9	3.4	J	072SB-0027-0001-SO	10	6.9	3.4		N/A	Yes
072SB-0026-0001-SO	FLUORENE	8.4	UG/KG	6.9	3.4	J	072SB-0027-0001-SO	3.4	6.9	3.4	U	N/A	Yes
072SB-0026-0001-SO	INDENO(1,2,3-C,D)PYRENE	17	UG/KG	6.9	3.4	J	072SB-0027-0001-SO	12	6.9	3.4		N/A	Yes
072SB-0026-0001-SO	NAPHTHALENE	29	UG/KG	6.9	3.4	J	072SB-0027-0001-SO	14	6.9	3.4		N/A	No
072SB-0026-0001-SO	PHENANTHRENE	50	UG/KG	6.9	3.4	J	072SB-0027-0001-SO	36	6.9	3.4		21	N/A
072SB-0026-0001-SO	PYRENE	16	UG/KG	6.9	3.4	J	072SB-0027-0001-SO	7.1	6.9	3.4		N/A	No
072SB-0035-0001-SO	ALUMINUM	11000	MG/KG	3.3	0.66	J	072SB-0036-0001-SO	9600	3.4	0.68		9	N/A
072SB-0035-0001-SO	ANTIMONY	0.11	MG/KG	0.22	0.11	J	072SB-0036-0001-SO	0.11	0.23	0.11	U	N/A	Yes
072SB-0035-0001-SO	ARSENIC	13	MG/KG	0.11	0.055		072SB-0036-0001-SO	15	0.11	0.056		10	N/A
072SB-0035-0001-SO	BARIUM	27	MG/KG	1.1	0.022		072SB-0036-0001-SO	23	1.1	0.023		10	N/A
072SB-0035-0001-SO	BERYLLIUM	0.58	MG/KG	0.11	0.011		072SB-0036-0001-SO	0.56	0.11	0.011		2	N/A
072SB-0035-0001-SO	CADMIUM	0.15	MG/KG	0.11	0.033		072SB-0036-0001-SO	0.15	0.11	0.034		N/A	Yes

Sample	Analyte	Result	Units	LOQ	LOD	Qual	Sample	Result	LOQ	LOD	Qual	RPD	W/In LOQ
072SB-0035-0001-SO	CALCIUM	7500	MG/KG	11	2.8		072SB-0036-0001-SO	6300	11	2.8		11	N/A
072SB-0035-0001-SO	CHROMIUM	16	MG/KG	0.22	0.044		072SB-0036-0001-SO	14	0.23	0.045		9	N/A
072SB-0035-0001-SO	COBALT	11	MG/KG	0.055	0.011		072SB-0036-0001-SO	9.9	0.056	0.011		7	N/A
072SB-0035-0001-SO	COPPER	18	MG/KG	0.22	0.066		072SB-0036-0001-SO	16	0.23	0.068		8	N/A
072SB-0035-0001-SO	IRON	26000	MG/KG	5.5	2.2	J	072SB-0036-0001-SO	25000	5.6	2.3		3	N/A
072SB-0035-0001-SO	LEAD	11	MG/KG	0.11	0.033		072SB-0036-0001-SO	9.1	0.11	0.034		12	N/A
072SB-0035-0001-SO	MAGNESIUM	6000	MG/KG	11	2.2		072SB-0036-0001-SO	5200	11	2.3		9	N/A
072SB-0035-0001-SO	MANGANESE	290	MG/KG	0.55	0.033		072SB-0036-0001-SO	280	0.56	0.034		2	N/A
072SB-0035-0001-SO	NICKEL	26	MG/KG	0.11	0.033		072SB-0036-0001-SO	24	0.11	0.034		5	N/A
072SB-0035-0001-SO	POTASSIUM	2300	MG/KG	11	6.6		072SB-0036-0001-SO	1800	11	6.8		16	N/A
072SB-0035-0001-SO	SELENIUM	0.28	MG/KG	0.55	0.11	J	072SB-0036-0001-SO	0.71	0.56	0.11		N/A	Yes
072SB-0035-0001-SO	SILVER	0.036	MG/KG	0.11	0.033	J	072SB-0036-0001-SO	0.031	0.11	0.034	J	N/A	Yes
072SB-0035-0001-SO	SODIUM	97	MG/KG	11	5.5		072SB-0036-0001-SO	78	11	5.6		14	N/A
072SB-0035-0001-SO	THALLIUM	0.15	MG/KG	0.11	0.022		072SB-0036-0001-SO	0.11	0.11	0.023		N/A	Yes
072SB-0035-0001-SO	VANADIUM	18	MG/KG	0.11	0.066		072SB-0036-0001-SO	14	0.11	0.068		16	N/A
072SB-0035-0001-SO	ZINC	54	MG/KG	0.55	0.22		072SB-0036-0001-SO	67	0.56	0.23		15	N/A
072SB-0035-0001-SO	C10-C20	17	MG/KG	20	11	J	072SB-0036-0001-SO	20	19	10		N/A	Yes
072SB-0035-0001-SO	C20-C34	30	MG/KG	20	11		072SB-0036-0001-SO	27	19	10		N/A	Yes
072SB-0035-0001-SO	C6-C12	48	UG/KG	96	48	U	072SB-0036-0001-SO	65	130	65	U	N/A	Yes
072SB-0035-0001-SO	MERCURY	0.045	MG/KG	0.14	0.045	U	072SB-0036-0001-SO	0.036	0.11	0.036	U	N/A	Yes
072SB-0035-0001-SO	BENZENE	0.52	UG/KG	5.2	0.52	U	072SB-0036-0001-SO	0.48	4.8	0.48	U	N/A	Yes
072SB-0035-0001-SO	ETHYLBENZENE	0.52	UG/KG	5.2	0.52	U	072SB-0036-0001-SO	0.48	4.8	0.48	U	N/A	Yes
072SB-0035-0001-SO	Methyl tert-butyl ether	0.52	UG/KG	5.2	0.52	U	072SB-0036-0001-SO	0.48	4.8	0.48	U	N/A	Yes
072SB-0035-0001-SO	TOLUENE	0.52	UG/KG	5.2	0.52	U	072SB-0036-0001-SO	0.48	4.8	0.48	U	N/A	Yes
072SB-0035-0001-SO	Xylenes, Total	1.6	UG/KG	10	1.6	U	072SB-0036-0001-SO	1.4	9.6	1.4	U	N/A	Yes
072SB-0035-0001-SO	1,2,4-TRICHLOROBENZENE	32	UG/KG	60	32	U	072SB-0036-0001-SO	31	57	31	U	N/A	Yes
072SB-0035-0001-SO	1,2-DICHLOROBENZENE	32	UG/KG	60	32	U	072SB-0036-0001-SO	31	57	31	U	N/A	Yes
072SB-0035-0001-SO	1,3-DICHLOROBENZENE	32	UG/KG	60	32	U	072SB-0036-0001-SO	31	57	31	U	N/A	Yes
072SB-0035-0001-SO	1,4-DICHLOROBENZENE	32	UG/KG	60	32	U	072SB-0036-0001-SO	31	57	31	U	N/A	Yes
072SB-0035-0001-SO	2,2'-Dichlorodiisopropyl ether	4	UG/KG	120	4	U	072SB-0036-0001-SO	3.8	110	3.8	U	N/A	Yes
072SB-0035-0001-SO	2,4,5-TRICHLOROPHENOL	32	UG/KG	180	32	U	072SB-0036-0001-SO	31	170	31	U	N/A	Yes
072SB-0035-0001-SO	2,4,6-TRICHLOROPHENOL	96	UG/KG	180	96	U	072SB-0036-0001-SO	92	170	92	U	N/A	Yes
072SB-0035-0001-SO	2,4-DICHLOROPHENOL	32	UG/KG	180	32	U	072SB-0036-0001-SO	31	170	31	U	N/A	Yes
072SB-0035-0001-SO	2,4-DIMETHYLPHENOL	96	UG/KG	180	96	U	072SB-0036-0001-SO	92	170	92	U	N/A	Yes
072SB-0035-0001-SO	2,4-DINITROPHENOL	96	UG/KG	400	96	U	072SB-0036-0001-SO	92	380	92	U	N/A	Yes
072SB-0035-0001-SO	2,4-DINITROTOLUENE	32	UG/KG	240	32	U	072SB-0036-0001-SO	31	230	31	U	N/A	Yes

Sample	Analyte	Result	Units	LOQ	LOD	Qual	Sample	Result	LOQ	LOD	Qual	RPD	W/In LOQ
072SB-0035-0001-SO	2,6-DINITROTOLUENE	32	UG/KG	240	32	U	072SB-0036-0001-SO	31	230	31	U	N/A	Yes
072SB-0035-0001-SO	2-CHLORONAPHTHALENE	4	UG/KG	60	4	U	072SB-0036-0001-SO	3.8	57	3.8	U	N/A	Yes
072SB-0035-0001-SO	2-CHLOROPHENOL	32	UG/KG	60	32	U	072SB-0036-0001-SO	31	57	31	U	N/A	Yes
072SB-0035-0001-SO	2-METHYLNAPHTHALENE	13	UG/KG	8	4		072SB-0036-0001-SO	27	7.6	3.8		N/A	No
072SB-0035-0001-SO	2-Methylphenol	96	UG/KG	240	96	U	072SB-0036-0001-SO	92	230	92	U	N/A	Yes
072SB-0035-0001-SO	2-NITROANILINE	32	UG/KG	240	32	U	072SB-0036-0001-SO	31	230	31	U	N/A	Yes
072SB-0035-0001-SO	2-NITROPHENOL	32	UG/KG	60	32	U	072SB-0036-0001-SO	31	57	31	U	N/A	Yes
072SB-0035-0001-SO	3 & 4 Methylphenol	96	UG/KG	480	96	U	072SB-0036-0001-SO	92	460	92	U	N/A	Yes
072SB-0035-0001-SO	3,3'-DICHLOROBENZIDINE	96	UG/KG	120	96	U	072SB-0036-0001-SO	92	110	92	U	N/A	Yes
072SB-0035-0001-SO	3-NITROANILINE	96	UG/KG	240	96	U	072SB-0036-0001-SO	92	230	92	U	N/A	Yes
072SB-0035-0001-SO	4,6-DINITRO-2-METHYLPHENOL	96	UG/KG	180	96	U	072SB-0036-0001-SO	92	170	92	U	N/A	Yes
072SB-0035-0001-SO	4-BROMOPHENYL PHENYL ETHER	32	UG/KG	60	32	U	072SB-0036-0001-SO	31	57	31	U	N/A	Yes
072SB-0035-0001-SO	4-CHLORO-3-METHYLPHENOL	32	UG/KG	180	32	U	072SB-0036-0001-SO	31	170	31	U	N/A	Yes
072SB-0035-0001-SO	4-CHLOROANILINE	32	UG/KG	180	32	U	072SB-0036-0001-SO	31	170	31	U	N/A	Yes
072SB-0035-0001-SO	4-CHLOROPHENYL PHENYL ETHER	32	UG/KG	60	32	U	072SB-0036-0001-SO	31	57	31	U	N/A	Yes
072SB-0035-0001-SO	4-NITROANILINE	32	UG/KG	240	32	U	072SB-0036-0001-SO	31	230	31	U	N/A	Yes
072SB-0035-0001-SO	4-NITROPHENOL	96	UG/KG	400	96	U	072SB-0036-0001-SO	92	380	92	U	N/A	Yes
072SB-0035-0001-SO	ACENAPHTHENE	4	UG/KG	8	4	U	072SB-0036-0001-SO	3.8	7.6	3.8	U	N/A	Yes
072SB-0035-0001-SO	ACENAPHTHYLENE	4	UG/KG	8	4	U	072SB-0036-0001-SO	3.8	7.6	3.8	U	N/A	Yes
072SB-0035-0001-SO	ANTHRACENE	4	UG/KG	8	4	U	072SB-0036-0001-SO	3.8	7.6	3.8	U	N/A	Yes
072SB-0035-0001-SO	Benzo[a]anthracene	4	UG/KG	8	4	U	072SB-0036-0001-SO	3.8	7.6	3.8	U	N/A	Yes
072SB-0035-0001-SO	Benzo[a]pyrene	4	UG/KG	8	4	U	072SB-0036-0001-SO	13	7.6	3.8		N/A	No
072SB-0035-0001-SO	Benzo[b]fluoranthene	4.9	UG/KG	8	4	J	072SB-0036-0001-SO	7.8	7.6	3.8		N/A	Yes
072SB-0035-0001-SO	Benzo[g,h,i]perylene	11	UG/KG	8	4		072SB-0036-0001-SO	17	7.6	3.8		N/A	Yes
072SB-0035-0001-SO	Benzo[k]fluoranthene	4	UG/KG	8	4	U	072SB-0036-0001-SO	3.8	7.6	3.8	U	N/A	Yes
072SB-0035-0001-SO	BENZOIC ACID	400	UG/KG	790	400	U	072SB-0036-0001-SO	380	760	380	U	N/A	Yes
072SB-0035-0001-SO	BENZYL ALCOHOL	32	UG/KG	400	32	U	072SB-0036-0001-SO	31	380	31	U	N/A	Yes
072SB-0035-0001-SO	BENZYL BUTYL PHTHALATE	32	UG/KG	60	32	U	072SB-0036-0001-SO	31	57	31	U	N/A	Yes
072SB-0035-0001-SO	BIS(2-CHLOROETHOXY) METHANE	32	UG/KG	120	32	U	072SB-0036-0001-SO	31	110	31	U	N/A	Yes
072SB-0035-0001-SO	BIS(2-CHLOROISOPROPYL) ETHER	32	UG/KG	120	32	U	072SB-0036-0001-SO	31	110	31	U	N/A	Yes
072SB-0035-0001-SO	BIS(2-ETHYLHEXYL) PHTHALATE	43	UG/KG	60	32	J	072SB-0036-0001-SO	30	57	31	J	N/A	Yes
072SB-0035-0001-SO	CARBAZOLE	32	UG/KG	60	32	U	072SB-0036-0001-SO	31	57	31	U	N/A	Yes
072SB-0035-0001-SO	CHRYSENE	4	UG/KG	8	4	U	072SB-0036-0001-SO	3.8	7.6	3.8	U	N/A	Yes
072SB-0035-0001-SO	DIBENZ(A,H)ANTHRACENE	4	UG/KG	8	4	U	072SB-0036-0001-SO	3.8	7.6	3.8	U	N/A	Yes
072SB-0035-0001-SO	DIBENZOFURAN	8.4	UG/KG	60	4		072SB-0036-0001-SO	20	57	3.8	J	N/A	Yes
072SB-0035-0001-SO	DIETHYL PHTHALATE	32	UG/KG	60	32	U	072SB-0036-0001-SO	31	57	31	U	N/A	Yes

Sample	Analyte	Result	Units	LOQ	LOD	Qual	Sample	Result	LOQ	LOD	Qual	RPD	W/In LOQ
072SB-0035-0001-SO	DIMETHYL PHTHALATE	32	UG/KG	60	32	U	072SB-0036-0001-SO	31	57	31	U	N/A	Yes
072SB-0035-0001-SO	DI-N-BUTYL PHTHALATE	32	UG/KG	60	32	U	072SB-0036-0001-SO	31	57	31	U	N/A	Yes
072SB-0035-0001-SO	DI-N-OCTYLPHTHALATE	32	UG/KG	60	32	U	072SB-0036-0001-SO	31	57	31	U	N/A	Yes
072SB-0035-0001-SO	FLUORANTHENE	6.4	UG/KG	8	4	J	072SB-0036-0001-SO	6.5	7.6	3.8	J	N/A	Yes
072SB-0035-0001-SO	FLUORENE	4	UG/KG	8	4	U	072SB-0036-0001-SO	7.2	7.6	3.8	J	N/A	Yes
072SB-0035-0001-SO	HEXACHLOROBENZENE	4	UG/KG	8	4	U	072SB-0036-0001-SO	3.8	7.6	3.8	U	N/A	Yes
072SB-0035-0001-SO	HEXACHLOROBUTADIENE	32	UG/KG	60	32	U	072SB-0036-0001-SO	31	57	31	U	N/A	Yes
072SB-0035-0001-SO	HEXACHLOROCYCLOPENTADIENE	32	UG/KG	400	32	U	072SB-0036-0001-SO	31	380	31	U	N/A	Yes
072SB-0035-0001-SO	HEXACHLOROETHANE	32	UG/KG	60	32	U	072SB-0036-0001-SO	31	57	31	U	N/A	Yes
072SB-0035-0001-SO	Indeno[1,2,3-cd]pyrene	4	UG/KG	8	4	U	072SB-0036-0001-SO	9.8	7.6	3.8		N/A	Yes
072SB-0035-0001-SO	ISOPHORONE	32	UG/KG	60	32	U	072SB-0036-0001-SO	31	57	31	U	N/A	Yes
072SB-0035-0001-SO	NAPHTHALENE	7	UG/KG	8	4	J	072SB-0036-0001-SO	9.8	7.6	3.8		N/A	Yes
072SB-0035-0001-SO	NITROBENZENE	4	UG/KG	120	4	U	072SB-0036-0001-SO	3.8	110	3.8	U	N/A	Yes
072SB-0035-0001-SO	N-NITROSODI-N-PROPYLAMINE	32	UG/KG	60	32	U	072SB-0036-0001-SO	31	57	31	U	N/A	Yes
072SB-0035-0001-SO	N-NITROSODIPHENYLAMINE	32	UG/KG	60	32	U	072SB-0036-0001-SO	31	57	31	U	N/A	Yes
072SB-0035-0001-SO	PENTACHLOROPHENOL	96	UG/KG	180	96	U	072SB-0036-0001-SO	92	170	92	U	N/A	Yes
072SB-0035-0001-SO	PHENANTHRENE	13	UG/KG	8	4		072SB-0036-0001-SO	32	7.6	3.8		N/A	No
072SB-0035-0001-SO	PHENOL	32	UG/KG	60	32	U	072SB-0036-0001-SO	31	57	31	U	N/A	Yes
072SB-0035-0001-SO	PYRENE	10	UG/KG	8	4		072SB-0036-0001-SO	10	7.6	3.8		N/A	Yes
072SB-0063-0001-SO	ALUMINUM	5400	MG/KG	3.1	0.62		072SB-0064-0001-SO	5500	2.7	0.54		1	N/A
072SB-0063-0001-SO	ANTIMONY	0.069	MG/KG	0.21	0.1	J	072SB-0064-0001-SO	0.061	0.18	0.09	J	N/A	Yes
072SB-0063-0001-SO	ARSENIC	11	MG/KG	0.1	0.052	J-	072SB-0064-0001-SO	10	0.09	0.045		6	N/A
072SB-0063-0001-SO	BARIUM	21	MG/KG	1	0.021	J	072SB-0064-0001-SO	23	0.9	0.018		6	N/A
072SB-0063-0001-SO	BERYLLIUM	0.4	MG/KG	0.1	0.01		072SB-0064-0001-SO	0.38	0.09	0.009		N/A	Yes
072SB-0063-0001-SO	CADMIUM	0.15	MG/KG	0.1	0.031	J	072SB-0064-0001-SO	0.19	0.09	0.027		N/A	Yes
072SB-0063-0001-SO	CALCIUM	1200	MG/KG	10	2.6	J+	072SB-0064-0001-SO	1100	9	2.2		6	N/A
072SB-0063-0001-SO	CHROMIUM	9.2	MG/KG	0.21	0.041	J-	072SB-0064-0001-SO	9	0.18	0.036		1	N/A
072SB-0063-0001-SO	COBALT	7.7	MG/KG	0.052	0.01	J-	072SB-0064-0001-SO	7.6	0.045	0.009		1	N/A
072SB-0063-0001-SO	COPPER	15	MG/KG	0.21	0.062	J-	072SB-0064-0001-SO	14	0.18	0.054		5	N/A
072SB-0063-0001-SO	IRON	17000	MG/KG	5.2	2.1		072SB-0064-0001-SO	18000	4.5	1.8		4	N/A
072SB-0063-0001-SO	LEAD	11	MG/KG	0.1	0.031		072SB-0064-0001-SO	9.7	0.09	0.027		8	N/A
072SB-0063-0001-SO	MAGNESIUM	1600	MG/KG	10	2.1		072SB-0064-0001-SO	1700	9	1.8		4	N/A
072SB-0063-0001-SO	MANGANESE	270	MG/KG	0.52	0.031	J	072SB-0064-0001-SO	420	0.45	0.027		31	N/A
072SB-0063-0001-SO	NICKEL	16	MG/KG	0.1	0.031		072SB-0064-0001-SO	19	0.09	0.027		12	N/A
072SB-0063-0001-SO	POTASSIUM	950	MG/KG	10	6.2	J-	072SB-0064-0001-SO	960	9	5.4		1	N/A
072SB-0063-0001-SO	SELENIUM	0.38	MG/KG	0.52	0.1	J	072SB-0064-0001-SO	0.21	0.45	0.09	J	N/A	Yes

Sample	Analyte	Result	Units	LOQ	LOD	Qual	Sample	Result	LOQ	LOD	Qual	RPD	W/In LOQ
072SB-0063-0001-SO	SILVER	0.024	MG/KG	0.1	0.031	J	072SB-0064-0001-SO	0.028	0.09	0.027	J	N/A	Yes
072SB-0063-0001-SO	SODIUM	32	MG/KG	10	5.2	J-	072SB-0064-0001-SO	27	9	4.5		N/A	Yes
072SB-0063-0001-SO	THALLIUM	0.12	MG/KG	0.1	0.021		072SB-0064-0001-SO	0.13	0.09	0.018		N/A	Yes
072SB-0063-0001-SO	VANADIUM	9.8	MG/KG	0.1	0.062		072SB-0064-0001-SO	9.6	0.09	0.054		1	N/A
072SB-0063-0001-SO	ZINC	59	MG/KG	0.52	0.21		072SB-0064-0001-SO	52	0.45	0.18		8	N/A
072SB-0063-0001-SO	C10-C20	10	MG/KG	19	10	U	072SB-0064-0001-SO	10	18	10	U	N/A	Yes
072SB-0063-0001-SO	C20-C34	10	MG/KG	19	10	U	072SB-0064-0001-SO	10	18	10	U	N/A	Yes
072SB-0063-0001-SO	C6-C12	44	UG/KG	88	44	U	072SB-0064-0001-SO	42	83	42	U	N/A	Yes
072SB-0063-0001-SO	MERCURY	0.017	MG/KG	0.12	0.041	J	072SB-0064-0001-SO	0.024	0.12	0.04	J	N/A	Yes
072SB-0063-0001-SO	BENZENE	0.58	UG/KG	5.8	0.58	U	072SB-0064-0001-SO	0.42	4.2	0.42	U	N/A	Yes
072SB-0063-0001-SO	ETHYLBENZENE	0.58	UG/KG	5.8	0.58	U	072SB-0064-0001-SO	0.42	4.2	0.42	U	N/A	Yes
072SB-0063-0001-SO	TOLUENE	0.58	UG/KG	5.8	0.58	U	072SB-0064-0001-SO	0.94	4.2	0.42	J	N/A	Yes
072SB-0063-0001-SO	XYLENES, TOTAL	1.8	UG/KG	12	1.8	U	072SB-0064-0001-SO	1.3	8.4	1.3	U	N/A	Yes
072SB-0063-0001-SO	ACENAPHTHENE	3.7	UG/KG	7.6	3.7	U	072SB-0064-0001-SO	3.7	7.4	3.7	U	N/A	Yes
072SB-0063-0001-SO	ACENAPHTHYLENE	3.7	UG/KG	7.6	3.7	U	072SB-0064-0001-SO	3.7	7.4	3.7	U	N/A	Yes
072SB-0063-0001-SO	ANTHRACENE	3.7	UG/KG	7.6	3.7	U	072SB-0064-0001-SO	3.7	7.4	3.7	U	N/A	Yes
072SB-0063-0001-SO	BENZO(A)ANTHRACENE	3.7	UG/KG	7.6	3.7	U	072SB-0064-0001-SO	3.7	7.4	3.7	U	N/A	Yes
072SB-0063-0001-SO	BENZO(A)PYRENE	3.7	UG/KG	7.6	3.7	U	072SB-0064-0001-SO	3.7	7.4	3.7	U	N/A	Yes
072SB-0063-0001-SO	BENZO(B)FLUORANTHENE	3.7	UG/KG	7.6	3.7	U	072SB-0064-0001-SO	3.7	7.4	3.7	U	N/A	Yes
072SB-0063-0001-SO	BENZO(G,H,I)PERYLENE	3.7	UG/KG	7.6	3.7	U	072SB-0064-0001-SO	3.7	7.4	3.7	U	N/A	Yes
072SB-0063-0001-SO	BENZO(K)FLUORANTHENE	3.7	UG/KG	7.6	3.7	U	072SB-0064-0001-SO	3.7	7.4	3.7	U	N/A	Yes
072SB-0063-0001-SO	CHRYSENE	3.7	UG/KG	7.6	3.7	U	072SB-0064-0001-SO	3.7	7.4	3.7	U	N/A	Yes
072SB-0063-0001-SO	DIBENZ(A,H)ANTHRACENE	3.7	UG/KG	7.6	3.7	U	072SB-0064-0001-SO	3.7	7.4	3.7	U	N/A	Yes
072SB-0063-0001-SO	FLUORANTHENE	3.7	UG/KG	7.6	3.7	U	072SB-0064-0001-SO	3.7	7.4	3.7	U	N/A	Yes
072SB-0063-0001-SO	FLUORENE	3.7	UG/KG	7.6	3.7	U	072SB-0064-0001-SO	3.7	7.4	3.7	U	N/A	Yes
072SB-0063-0001-SO	INDENO(1,2,3-C,D)PYRENE	3.7	UG/KG	7.6	3.7	U	072SB-0064-0001-SO	3.7	7.4	3.7	U	N/A	Yes
072SB-0063-0001-SO	NAPHTHALENE	3.7	UG/KG	7.6	3.7	U	072SB-0064-0001-SO	3.7	7.4	3.7	U	N/A	Yes
072SB-0063-0001-SO	PHENANTHRENE	3.7	UG/KG	7.6	3.7	U	072SB-0064-0001-SO	3.7	7.4	3.7	U	N/A	Yes
072SB-0063-0001-SO	PYRENE	3.7	UG/KG	7.6	3.7	U	072SB-0064-0001-SO	3.7	7.4	3.7	U	N/A	Yes
072SB-0076-0001-SO	ALUMINUM	12000	MG/KG	3.3	0.66		072SB-0077-0001-SO	11000	3.3	0.67		6	N/A
072SB-0076-0001-SO	ANTIMONY	0.11	MG/KG	0.22	0.11	U	072SB-0077-0001-SO	0.11	0.22	0.11	U	N/A	Yes
072SB-0076-0001-SO	ARSENIC	14	MG/KG	0.11	0.055		072SB-0077-0001-SO	15	0.11	0.055		5	N/A
072SB-0076-0001-SO	BARIUM	56	MG/KG	1.1	0.022		072SB-0077-0001-SO	95	1.1	0.022		38	N/A
072SB-0076-0001-SO	BERYLLIUM	0.55	MG/KG	0.11	0.011		072SB-0077-0001-SO	0.56	0.11	0.011		N/A	Yes
072SB-0076-0001-SO	CADMIUM	0.18	MG/KG	0.11	0.033		072SB-0077-0001-SO	0.22	0.11	0.033		N/A	Yes
072SB-0076-0001-SO	CALCIUM	1300	MG/KG	11	2.7		072SB-0077-0001-SO	1400	11	2.8		5	N/A

Sample	Analyte	Result	Units	LOQ	LOD	Qual	Sample	Result	LOQ	LOD	Qual	RPD	W/In LOQ
072SB-0076-0001-SO	CHROMIUM	14	MG/KG	0.22	0.044		072SB-0077-0001-SO	13	0.22	0.044		5	N/A
072SB-0076-0001-SO	COBALT	9.2	MG/KG	0.055	0.011		072SB-0077-0001-SO	15	0.055	0.011		35	N/A
072SB-0076-0001-SO	COPPER	14	MG/KG	0.22	0.066		072SB-0077-0001-SO	9.9	0.22	0.067		22	N/A
072SB-0076-0001-SO	IRON	24000	MG/KG	5.5	2.2		072SB-0077-0001-SO	24000	5.5	2.2		0	N/A
072SB-0076-0001-SO	LEAD	20	MG/KG	0.11	0.033		072SB-0077-0001-SO	19	0.11	0.033		3	N/A
072SB-0076-0001-SO	MAGNESIUM	2600	MG/KG	11	2.2		072SB-0077-0001-SO	2000	11	2.2		17	N/A
072SB-0076-0001-SO	MANGANESE	330	MG/KG	0.55	0.033		072SB-0077-0001-SO	1700	0.55	0.033		116	N/A
072SB-0076-0001-SO	NICKEL	19	MG/KG	0.11	0.033		072SB-0077-0001-SO	15	0.11	0.033		15	N/A
072SB-0076-0001-SO	POTASSIUM	1200	MG/KG	11	6.6		072SB-0077-0001-SO	820	11	6.7		24	N/A
072SB-0076-0001-SO	SELENIUM	0.56	MG/KG	0.55	0.11		072SB-0077-0001-SO	0.7	0.55	0.11		N/A	Yes
072SB-0076-0001-SO	SILVER	0.037	MG/KG	0.11	0.033	J	072SB-0077-0001-SO	0.045	0.11	0.033	J	N/A	Yes
072SB-0076-0001-SO	SODIUM	45	MG/KG	11	5.5		072SB-0077-0001-SO	36	11	5.5		N/A	Yes
072SB-0076-0001-SO	THALLIUM	0.15	MG/KG	0.11	0.022		072SB-0077-0001-SO	0.16	0.11	0.022		N/A	Yes
072SB-0076-0001-SO	VANADIUM	19	MG/KG	0.11	0.066		072SB-0077-0001-SO	21	0.11	0.067		7	N/A
072SB-0076-0001-SO	ZINC	52	MG/KG	0.55	0.22		072SB-0077-0001-SO	45	0.55	0.22		9	N/A
072SB-0076-0001-SO	C10-C20	11	MG/KG	20	11	U	072SB-0077-0001-SO	11	20	11	U	N/A	Yes
072SB-0076-0001-SO	C20-C34	11	MG/KG	20	11	U	072SB-0077-0001-SO	11	20	11	U	N/A	Yes
072SB-0076-0001-SO	C6-C12	70	UG/KG	94	47	J	072SB-0077-0001-SO	2900	5000	2500	J	N/A	Yes
072SB-0076-0001-SO	2,4 DB	40	UG/KG	95	40	U	072SB-0077-0001-SO	40	96	40	U	N/A	Yes
072SB-0076-0001-SO	2,4,5-T	9.9	UG/KG	24	9.9	U	072SB-0077-0001-SO	10	24	10	U	N/A	Yes
072SB-0076-0001-SO	2,4-D	40	UG/KG	95	40	U	072SB-0077-0001-SO	40	96	40	U	N/A	Yes
072SB-0076-0001-SO	DALAPON	20	UG/KG	48	20	U	072SB-0077-0001-SO	20	48	20	U	N/A	Yes
072SB-0076-0001-SO	DICAMBA	20	UG/KG	48	20	U	072SB-0077-0001-SO	20	48	20	U	N/A	Yes
072SB-0076-0001-SO	DICHLOROPROP	79	UG/KG	95	79	U	072SB-0077-0001-SO	80	96	80	U	N/A	Yes
072SB-0076-0001-SO	DINOSEB	12	UG/KG	14	12	U	072SB-0077-0001-SO	12	14	12	U	N/A	Yes
072SB-0076-0001-SO	MCPA	4000	UG/KG	9500	4000	U	072SB-0077-0001-SO	4000	9600	4000	U	N/A	Yes
072SB-0076-0001-SO	MCPP	4000	UG/KG	9500	4000	U	072SB-0077-0001-SO	4000	9600	4000	U	N/A	Yes
072SB-0076-0001-SO	PENTACHLOROPHENOL	9.9	UG/KG	12	9.9	U	072SB-0077-0001-SO	10	12	10	U	N/A	Yes
072SB-0076-0001-SO	SILVEX (2,4,5-TP)	9.9	UG/KG	24	9.9	U	072SB-0077-0001-SO	10	24	10	U	N/A	Yes
072SB-0076-0001-SO	MERCURY	0.045	MG/KG	0.14	0.045	U	072SB-0077-0001-SO	0.044	0.13	0.044	U	N/A	Yes
072SB-0076-0001-SO	BENZENE	9.9	UG/KG	4	0.4		072SB-0077-0001-SO	1.8	4.6	0.46	J	N/A	No
072SB-0076-0001-SO	ETHYLBENZENE	22	UG/KG	4	0.4		072SB-0077-0001-SO	0.71	4.6	0.46	J	N/A	No
072SB-0076-0001-SO	Methyl tert-butyl ether	0.4	UG/KG	4	0.4	U	072SB-0077-0001-SO	0.46	4.6	0.46	U	N/A	Yes
072SB-0076-0001-SO	TOLUENE	52	UG/KG	4	0.4		072SB-0077-0001-SO	6.7	4.6	0.46		N/A	No
072SB-0076-0001-SO	Xylenes, Total	150	UG/KG	8	1.2		072SB-0077-0001-SO	5.4	9.2	1.4	J	N/A	No
072SB-0076-0001-SO	1,2,4-TRICHLOROBENZENE	32	UG/KG	59	32	U	072SB-0077-0001-SO	33	61	33	U	N/A	Yes

Sample	Analyte	Result	Units	LOQ	LOD	Qual	Sample	Result	LOQ	LOD	Qual	RPD	W/In LOQ
072SB-0076-0001-SO	1,2-DICHLOROBENZENE	32	UG/KG	59	32	U	072SB-0077-0001-SO	33	61	33	U	N/A	Yes
072SB-0076-0001-SO	1,3-DICHLOROBENZENE	32	UG/KG	59	32	U	072SB-0077-0001-SO	33	61	33	U	N/A	Yes
072SB-0076-0001-SO	1,4-DICHLOROBENZENE	32	UG/KG	59	32	U	072SB-0077-0001-SO	33	61	33	U	N/A	Yes
072SB-0076-0001-SO	2,4,5-TRICHLOROPHENOL	32	UG/KG	180	32	U	072SB-0077-0001-SO	33	180	33	U	N/A	Yes
072SB-0076-0001-SO	2,4,6-TRICHLOROPHENOL	95	UG/KG	180	95	U	072SB-0077-0001-SO	98	180	98	U	N/A	Yes
072SB-0076-0001-SO	2,4-DICHLOROPHENOL	32	UG/KG	180	32	U	072SB-0077-0001-SO	33	180	33	U	N/A	Yes
072SB-0076-0001-SO	2,4-DIMETHYLPHENOL	95	UG/KG	180	95	U	072SB-0077-0001-SO	98	180	98	U	N/A	Yes
072SB-0076-0001-SO	2,4-DINITROPHENOL	95	UG/KG	390	95	U	072SB-0077-0001-SO	98	410	98	U	N/A	Yes
072SB-0076-0001-SO	2,4-DINITROTOLUENE	32	UG/KG	240	32	U	072SB-0077-0001-SO	33	250	33	U	N/A	Yes
072SB-0076-0001-SO	2,6-DINITROTOLUENE	32	UG/KG	240	32	U	072SB-0077-0001-SO	33	250	33	U	N/A	Yes
072SB-0076-0001-SO	2-CHLORONAPHTHALENE	3.9	UG/KG	59	3.9	U	072SB-0077-0001-SO	4.1	61	4.1	U	N/A	Yes
072SB-0076-0001-SO	2-CHLOROPHENOL	32	UG/KG	59	32	U	072SB-0077-0001-SO	33	61	33	U	N/A	Yes
072SB-0076-0001-SO	2-METHYLNAPHTHALENE	3.9	UG/KG	7.9	3.9	U	072SB-0077-0001-SO	4.1	8.2	4.1	U	N/A	Yes
072SB-0076-0001-SO	2-Methylphenol	95	UG/KG	240	95	U	072SB-0077-0001-SO	98	250	98	U	N/A	Yes
072SB-0076-0001-SO	2-NITROANILINE	32	UG/KG	240	32	U	072SB-0077-0001-SO	33	250	33	U	N/A	Yes
072SB-0076-0001-SO	2-NITROPHENOL	32	UG/KG	59	32	U	072SB-0077-0001-SO	33	61	33	U	N/A	Yes
072SB-0076-0001-SO	3 & 4 Methylphenol	95	UG/KG	480	95	U	072SB-0077-0001-SO	98	490	98	U	N/A	Yes
072SB-0076-0001-SO	3,3'-DICHLOROBENZIDINE	95	UG/KG	120	95	U	072SB-0077-0001-SO	98	120	98	U	N/A	Yes
072SB-0076-0001-SO	3-NITROANILINE	95	UG/KG	240	95	U	072SB-0077-0001-SO	98	250	98	U	N/A	Yes
072SB-0076-0001-SO	4,6-DINITRO-2-METHYLPHENOL	95	UG/KG	180	95	U	072SB-0077-0001-SO	98	180	98	U	N/A	Yes
072SB-0076-0001-SO	4-BROMOPHENYL PHENYL ETHER	32	UG/KG	59	32	U	072SB-0077-0001-SO	33	61	33	U	N/A	Yes
072SB-0076-0001-SO	4-CHLORO-3-METHYLPHENOL	32	UG/KG	180	32	U	072SB-0077-0001-SO	33	180	33	U	N/A	Yes
072SB-0076-0001-SO	4-CHLOROANILINE	32	UG/KG	180	32	U	072SB-0077-0001-SO	33	180	33	U	N/A	Yes
072SB-0076-0001-SO	4-CHLOROPHENYL PHENYL ETHER	32	UG/KG	59	32	U	072SB-0077-0001-SO	33	61	33	U	N/A	Yes
072SB-0076-0001-SO	4-NITROANILINE	32	UG/KG	240	32	U	072SB-0077-0001-SO	33	250	33	U	N/A	Yes
072SB-0076-0001-SO	4-NITROPHENOL	95	UG/KG	390	95	U	072SB-0077-0001-SO	98	410	98	U	N/A	Yes
072SB-0076-0001-SO	ACENAPHTHENE	3.9	UG/KG	7.9	3.9	U	072SB-0077-0001-SO	4.1	8.2	4.1	U	N/A	Yes
072SB-0076-0001-SO	ACENAPHTHYLENE	7.6	UG/KG	7.9	3.9	J	072SB-0077-0001-SO	4.1	8.2	4.1	U	N/A	Yes
072SB-0076-0001-SO	ANTHRACENE	5.8	UG/KG	7.9	3.9	J	072SB-0077-0001-SO	4.8	8.2	4.1	J	N/A	Yes
072SB-0076-0001-SO	Benzo[a]anthracene	55	UG/KG	7.9	3.9		072SB-0077-0001-SO	24	8.2	4.1		N/A	No
072SB-0076-0001-SO	Benzo[a]pyrene	40	UG/KG	7.9	3.9		072SB-0077-0001-SO	16	8.2	4.1		N/A	No
072SB-0076-0001-SO	Benzo[b]fluoranthene	65	UG/KG	7.9	3.9		072SB-0077-0001-SO	22	8.2	4.1		N/A	No
072SB-0076-0001-SO	Benzo[g,h,i]perylene	34	UG/KG	7.9	3.9		072SB-0077-0001-SO	20	8.2	4.1		N/A	No
072SB-0076-0001-SO	Benzo[k]fluoranthene	22	UG/KG	7.9	3.9		072SB-0077-0001-SO	8.9	8.2	4.1		N/A	No
072SB-0076-0001-SO	BENZOIC ACID	400	UG/KG	780	400	U	072SB-0077-0001-SO	410	810	410	U	N/A	Yes
072SB-0076-0001-SO	BENZYL ALCOHOL	32	UG/KG	390	32	U	072SB-0077-0001-SO	33	410	33	U	N/A	Yes

Sample	Analyte	Result	Units	LOQ	LOD	Qual	Sample	Result	LOQ	LOD	Qual	RPD	W/In LOQ
072SB-0076-0001-SO	BENZYL BUTYL PHTHALATE	32	UG/KG	59	32	U	072SB-0077-0001-SO	33	61	33	U	N/A	Yes
072SB-0076-0001-SO	BIS(2-CHLOROETHOXY) METHANE	32	UG/KG	120	32	U	072SB-0077-0001-SO	33	120	33	U	N/A	Yes
072SB-0076-0001-SO	BIS(2-CHLOROETHYL) ETHER	3.9	UG/KG	120	3.9	U	072SB-0077-0001-SO	4.1	120	4.1	U	N/A	Yes
072SB-0076-0001-SO	BIS(2-CHLOROISOPROPYL) ETHER	32	UG/KG	120	32	U	072SB-0077-0001-SO	33	120	33	U	N/A	Yes
072SB-0076-0001-SO	BIS(2-ETHYLHEXYL) PHTHALATE	24	UG/KG	59	32	J	072SB-0077-0001-SO	33	61	33	U	N/A	Yes
072SB-0076-0001-SO	CARBAZOLE	32	UG/KG	59	32	U	072SB-0077-0001-SO	33	61	33	U	N/A	Yes
072SB-0076-0001-SO	CHRYSENE	41	UG/KG	7.9	3.9		072SB-0077-0001-SO	17	8.2	4.1		N/A	No
072SB-0076-0001-SO	DIBENZ(A,H)ANTHRACENE	3.9	UG/KG	7.9	3.9	U	072SB-0077-0001-SO	4.1	8.2	4.1	U	N/A	Yes
072SB-0076-0001-SO	DIBENZOFURAN	3.9	UG/KG	59	3.9	U	072SB-0077-0001-SO	4.1	61	4.1	U	N/A	Yes
072SB-0076-0001-SO	DIETHYL PHTHALATE	32	UG/KG	59	32	U	072SB-0077-0001-SO	33	61	33	U	N/A	Yes
072SB-0076-0001-SO	DIMETHYL PHTHALATE	32	UG/KG	59	32	U	072SB-0077-0001-SO	33	61	33	U	N/A	Yes
072SB-0076-0001-SO	DI-N-BUTYL PHTHALATE	32	UG/KG	59	32	U	072SB-0077-0001-SO	33	61	33	U	N/A	Yes
072SB-0076-0001-SO	DI-N-OCTYLPHTHALATE	32	UG/KG	59	32	U	072SB-0077-0001-SO	33	61	33	U	N/A	Yes
072SB-0076-0001-SO	FLUORANTHENE	96	UG/KG	7.9	3.9		072SB-0077-0001-SO	34	8.2	4.1		N/A	No
072SB-0076-0001-SO	FLUORENE	3.9	UG/KG	7.9	3.9	U	072SB-0077-0001-SO	4.1	8.2	4.1	U	N/A	Yes
072SB-0076-0001-SO	HEXACHLOROBENZENE	3.9	UG/KG	7.9	3.9	U	072SB-0077-0001-SO	4.1	8.2	4.1	U	N/A	Yes
072SB-0076-0001-SO	HEXACHLOROBUTADIENE	32	UG/KG	59	32	U	072SB-0077-0001-SO	33	61	33	U	N/A	Yes
072SB-0076-0001-SO	HEXACHLOROCYCLOPENTADIENE	32	UG/KG	390	32	U	072SB-0077-0001-SO	33	410	33	U	N/A	Yes
072SB-0076-0001-SO	HEXACHLOROETHANE	32	UG/KG	59	32	U	072SB-0077-0001-SO	33	61	33	U	N/A	Yes
072SB-0076-0001-SO	Indeno[1,2,3-cd]pyrene	22	UG/KG	7.9	3.9		072SB-0077-0001-SO	10	8.2	4.1		N/A	No
072SB-0076-0001-SO	ISOPHORONE	32	UG/KG	59	32	U	072SB-0077-0001-SO	33	61	33	U	N/A	Yes
072SB-0076-0001-SO	NAPHTHALENE	3.9	UG/KG	7.9	3.9	U	072SB-0077-0001-SO	4.1	8.2	4.1	U	N/A	Yes
072SB-0076-0001-SO	NITROBENZENE	3.9	UG/KG	120	3.9	U	072SB-0077-0001-SO	4.1	120	4.1	U	N/A	Yes
072SB-0076-0001-SO	N-NITROSODI-N-PROPYLAMINE	32	UG/KG	59	32	U	072SB-0077-0001-SO	33	61	33	U	N/A	Yes
072SB-0076-0001-SO	N-NITROSODIPHENYLAMINE	32	UG/KG	59	32	U	072SB-0077-0001-SO	33	61	33	U	N/A	Yes
072SB-0076-0001-SO	PENTACHLOROPHENOL	95	UG/KG	180	95	U	072SB-0077-0001-SO	98	180	98	U	N/A	Yes
072SB-0076-0001-SO	PHENANTHRENE	47	UG/KG	7.9	3.9		072SB-0077-0001-SO	21	8.2	4.1		N/A	No
072SB-0076-0001-SO	PHENOL	32	UG/KG	59	32	U	072SB-0077-0001-SO	33	61	33	U	N/A	Yes
072SB-0076-0001-SO	PYRENE	77	UG/KG	7.9	3.9		072SB-0077-0001-SO	26	8.2	4.1		N/A	No
072SB-0085-0001-SO	C10-C20	11	MG/KG	20	11	U	072SB-0086-0001-SO	11	19	11	U	N/A	Yes
072SB-0085-0001-SO	C20-C34	11	MG/KG	20	11	U	072SB-0086-0001-SO	11	19	11	U	N/A	Yes
072SB-0085-0001-SO	C6-C12	63	UG/KG	130	63	U	072SB-0086-0001-SO	43	87	43	U	N/A	Yes
072SB-0085-0001-SO	BENZENE	0.6	UG/KG	6	0.6	U	072SB-0086-0001-SO	0.48	4.8	0.48	U	N/A	Yes
072SB-0085-0001-SO	ETHYLBENZENE	0.6	UG/KG	6	0.6	U	072SB-0086-0001-SO	0.48	4.8	0.48	U	N/A	Yes
072SB-0085-0001-SO	TOLUENE	4.3	UG/KG	6	0.6	J	072SB-0086-0001-SO	2.6	4.8	0.48	J	N/A	Yes
072SB-0085-0001-SO	XYLENES, TOTAL	1.8	UG/KG	12	1.8	U	072SB-0086-0001-SO	1.4	9.6	1.4	U	N/A	Yes

Sample	Analyte	Result	Units	LOQ	LOD	Qual	Sample	Result	LOQ	LOD	Qual	RPD	W/In LOQ
072SB-0086-0001-SO	ALUMINUM	8900	MG/KG	3	0.61		072SB-0085-0001-SO	9600	3.4	0.68		5	N/A
072SB-0086-0001-SO	ANTIMONY	0.1	MG/KG	0.2	0.1	U	072SB-0085-0001-SO	0.077	0.23	0.11	J	N/A	Yes
072SB-0086-0001-SO	ARSENIC	13	MG/KG	0.1	0.051		072SB-0085-0001-SO	18	0.11	0.056		23	N/A
072SB-0086-0001-SO	BARIUM	27	MG/KG	1	0.02		072SB-0085-0001-SO	32	1.1	0.023		12	N/A
072SB-0086-0001-SO	BERYLLIUM	0.35	MG/KG	0.1	0.01		072SB-0085-0001-SO	0.44	0.11	0.011		N/A	Yes
072SB-0086-0001-SO	CADMIUM	0.092	MG/KG	0.1	0.03	J	072SB-0085-0001-SO	0.13	0.11	0.034		N/A	Yes
072SB-0086-0001-SO	CALCIUM	5200	MG/KG	10	2.5		072SB-0085-0001-SO	8400	11	2.8		34	N/A
072SB-0086-0001-SO	CHROMIUM	11	MG/KG	0.2	0.04		072SB-0085-0001-SO	13	0.23	0.045		11	N/A
072SB-0086-0001-SO	COBALT	8.5	MG/KG	0.051	0.01		072SB-0085-0001-SO	11	0.056	0.011		18	N/A
072SB-0086-0001-SO	COPPER	15	MG/KG	0.2	0.061		072SB-0085-0001-SO	19	0.23	0.068		16	N/A
072SB-0086-0001-SO	IRON	22000	MG/KG	5.1	2		072SB-0085-0001-SO	25000	5.6	2.3		9	N/A
072SB-0086-0001-SO	LEAD	9.3	MG/KG	0.1	0.03		072SB-0085-0001-SO	13	0.11	0.034		23	N/A
072SB-0086-0001-SO	MAGNESIUM	4200	MG/KG	10	2		072SB-0085-0001-SO	5300	11	2.3		16	N/A
072SB-0086-0001-SO	MANGANESE	260	MG/KG	0.51	0.03		072SB-0085-0001-SO	380	0.56	0.034		27	N/A
072SB-0086-0001-SO	NICKEL	19	MG/KG	0.1	0.03		072SB-0085-0001-SO	23	0.11	0.034		13	N/A
072SB-0086-0001-SO	POTASSIUM	1400	MG/KG	10	6.1		072SB-0085-0001-SO	1600	11	6.8		9	N/A
072SB-0086-0001-SO	SELENIUM	0.4	MG/KG	0.51	0.1	J	072SB-0085-0001-SO	0.46	0.56	0.11	J	N/A	Yes
072SB-0086-0001-SO	SILVER	0.022	MG/KG	0.1	0.03	J	072SB-0085-0001-SO	0.03	0.11	0.034	J	N/A	Yes
072SB-0086-0001-SO	SODIUM	63	MG/KG	10	5.1		072SB-0085-0001-SO	72	11	5.6		9	N/A
072SB-0086-0001-SO	THALLIUM	0.1	MG/KG	0.1	0.02		072SB-0085-0001-SO	0.14	0.11	0.023		N/A	Yes
072SB-0086-0001-SO	VANADIUM	13	MG/KG	0.1	0.061		072SB-0085-0001-SO	15	0.11	0.068		10	N/A
072SB-0086-0001-SO	ZINC	44	MG/KG	0.51	0.2		072SB-0085-0001-SO	52	0.56	0.23		11	N/A
072SB-0086-0001-SO	MERCURY	0.04	MG/KG	0.12	0.04	U	072SB-0085-0001-SO	0.044	0.13	0.044	U	N/A	Yes
072SB-0086-0001-SO	1,2,4-TRICHLOROBENZENE	31	UG/KG	58	31	U	072SB-0085-0001-SO	32	58	32		N/A	Yes
072SB-0086-0001-SO	1,2-DICHLOROBENZENE	31	UG/KG	58	31	U	072SB-0085-0001-SO	32	58	32		N/A	Yes
072SB-0086-0001-SO	1,3-DICHLOROBENZENE	31	UG/KG	58	31	U	072SB-0085-0001-SO	32	58	32		N/A	Yes
072SB-0086-0001-SO	1,4-DICHLOROBENZENE	31	UG/KG	58	31	U	072SB-0085-0001-SO	32	58	32		N/A	Yes
072SB-0086-0001-SO	2,4,5-TRICHLOROPHENOL	31	UG/KG	170	31	U	072SB-0085-0001-SO	32	180	32		N/A	Yes
072SB-0086-0001-SO	2,4,6-TRICHLOROPHENOL	92	UG/KG	170	92	U	072SB-0085-0001-SO	94	180	94		N/A	Yes
072SB-0086-0001-SO	2,4-DICHLOROPHENOL	31	UG/KG	170	31	U	072SB-0085-0001-SO	32	180	32		N/A	Yes
072SB-0086-0001-SO	2,4-DIMETHYLPHENOL	92	UG/KG	170	92	U	072SB-0085-0001-SO	94	180	94		N/A	Yes
072SB-0086-0001-SO	2,4-DINITROPHENOL	92	UG/KG	380	92	U	072SB-0085-0001-SO	94	390	94		N/A	Yes
072SB-0086-0001-SO	2,4-DINITROTOLUENE	31	UG/KG	230	31	U	072SB-0085-0001-SO	32	230	32		N/A	Yes
072SB-0086-0001-SO	2,6-DINITROTOLUENE	31	UG/KG	230	31	U	072SB-0085-0001-SO	32	230	32		N/A	Yes
072SB-0086-0001-SO	2-CHLORONAPHTHALENE	3.8	UG/KG	58	3.8	U	072SB-0085-0001-SO	3.9	58	3.9		N/A	Yes
072SB-0086-0001-SO	2-CHLOROPHENOL	31	UG/KG	58	31	U	072SB-0085-0001-SO	32	58	32		N/A	Yes

Sample	Analyte	Result	Units	LOQ	LOD	Qual	Sample	Result	LOQ	LOD	Qual	RPD	W/In LOQ
072SB-0086-0001-SO	2-METHYLNAPHTHALENE	3.8	UG/KG	7.7	3.8	U	072SB-0085-0001-SO	3.9	7.8	3.9		N/A	Yes
072SB-0086-0001-SO	2-Methylphenol	92	UG/KG	230	92	U	072SB-0085-0001-SO	94	230	94		N/A	Yes
072SB-0086-0001-SO	2-NITROANILINE	31	UG/KG	230	31	U	072SB-0085-0001-SO	32	230	32		N/A	Yes
072SB-0086-0001-SO	2-NITROPHENOL	31	UG/KG	58	31	U	072SB-0085-0001-SO	32	58	32		N/A	Yes
072SB-0086-0001-SO	3 & 4 Methylphenol	92	UG/KG	460	92	U	072SB-0085-0001-SO	94	470	94		N/A	Yes
072SB-0086-0001-SO	3,3'-DICHLOROBENZIDINE	92	UG/KG	120	92	U	072SB-0085-0001-SO	94	120	94		N/A	Yes
072SB-0086-0001-SO	3-NITROANILINE	92	UG/KG	230	92	U	072SB-0085-0001-SO	94	230	94		N/A	Yes
072SB-0086-0001-SO	4,6-DINITRO-2-METHYLPHENOL	92	UG/KG	170	92	U	072SB-0085-0001-SO	94	180	94		N/A	Yes
072SB-0086-0001-SO	4-BROMOPHENYL PHENYL ETHER	31	UG/KG	58	31	U	072SB-0085-0001-SO	32	58	32		N/A	Yes
072SB-0086-0001-SO	4-CHLORO-3-METHYLPHENOL	31	UG/KG	170	31	U	072SB-0085-0001-SO	32	180	32		N/A	Yes
072SB-0086-0001-SO	4-CHLOROANILINE	31	UG/KG	170	31	U	072SB-0085-0001-SO	32	180	32		N/A	Yes
072SB-0086-0001-SO	4-CHLOROPHENYL PHENYL ETHER	31	UG/KG	58	31	U	072SB-0085-0001-SO	32	58	32		N/A	Yes
072SB-0086-0001-SO	4-NITROANILINE	31	UG/KG	230	31	U	072SB-0085-0001-SO	32	230	32		N/A	Yes
072SB-0086-0001-SO	4-NITROPHENOL	92	UG/KG	380	92	U	072SB-0085-0001-SO	94	390	94		N/A	Yes
072SB-0086-0001-SO	ACENAPHTHENE	3.8	UG/KG	7.7	3.8	U	072SB-0085-0001-SO	3.9	7.8	3.9		N/A	Yes
072SB-0086-0001-SO	ACENAPHTHYLENE	3.8	UG/KG	7.7	3.8	U	072SB-0085-0001-SO	3.9	7.8	3.9		N/A	Yes
072SB-0086-0001-SO	ANTHRACENE	3.8	UG/KG	7.7	3.8	U	072SB-0085-0001-SO	3.9	7.8	3.9		N/A	Yes
072SB-0086-0001-SO	Benzo[a]anthracene	3.8	UG/KG	7.7	3.8	U	072SB-0085-0001-SO	3.9	7.8	3.9		N/A	Yes
072SB-0086-0001-SO	Benzo[a]pyrene	3.8	UG/KG	7.7	3.8	U	072SB-0085-0001-SO	3.9	7.8	3.9		N/A	Yes
072SB-0086-0001-SO	Benzo[b]fluoranthene	3.8	UG/KG	7.7	3.8	U	072SB-0085-0001-SO	3.9	7.8	3.9		N/A	Yes
072SB-0086-0001-SO	Benzo[g,h,i]perylene	3.8	UG/KG	7.7	3.8	U	072SB-0085-0001-SO	3.9	7.8	3.9		N/A	Yes
072SB-0086-0001-SO	Benzo[k]fluoranthene	3.8	UG/KG	7.7	3.8	U	072SB-0085-0001-SO	3.9	7.8	3.9		N/A	Yes
072SB-0086-0001-SO	BENZOIC ACID	380	UG/KG	760	380	U	072SB-0085-0001-SO	390	770	390		N/A	Yes
072SB-0086-0001-SO	BENZYL ALCOHOL	31	UG/KG	380	31	U	072SB-0085-0001-SO	32	390	32		N/A	Yes
072SB-0086-0001-SO	BENZYL BUTYL PHTHALATE	31	UG/KG	58	31	U	072SB-0085-0001-SO	32	58	32		N/A	Yes
072SB-0086-0001-SO	BIS(2-CHLOROETHOXY) METHANE	31	UG/KG	120	31	U	072SB-0085-0001-SO	32	120	32		N/A	Yes
072SB-0086-0001-SO	BIS(2-CHLOROETHYL) ETHER	3.8	UG/KG	120	3.8	U	072SB-0085-0001-SO	3.9	120	3.9		N/A	Yes
072SB-0086-0001-SO	BIS(2-CHLOROISOPROPYL) ETHER	31	UG/KG	120	31	U	072SB-0085-0001-SO	32	120	32		N/A	Yes
072SB-0086-0001-SO	BIS(2-ETHYLHEXYL) PHTHALATE	31	UG/KG	58	31	U	072SB-0085-0001-SO	32	58	32		N/A	Yes
072SB-0086-0001-SO	CARBAZOLE	31	UG/KG	58	31	U	072SB-0085-0001-SO	32	58	32		N/A	Yes
072SB-0086-0001-SO	CHRYSENE	3.8	UG/KG	7.7	3.8	U	072SB-0085-0001-SO	3.9	7.8	3.9		N/A	Yes
072SB-0086-0001-SO	DIBENZ(A,H)ANTHRACENE	3.8	UG/KG	7.7	3.8	U	072SB-0085-0001-SO	3.9	7.8	3.9		N/A	Yes
072SB-0086-0001-SO	DIBENZOFURAN	3.8	UG/KG	58	3.8	U	072SB-0085-0001-SO	3.9	58	3.9		N/A	Yes
072SB-0086-0001-SO	DIETHYL PHTHALATE	31	UG/KG	58	31	U	072SB-0085-0001-SO	32	58	32		N/A	Yes
072SB-0086-0001-SO	DIMETHYL PHTHALATE	31	UG/KG	58	31	U	072SB-0085-0001-SO	32	58	32		N/A	Yes
072SB-0086-0001-SO	DI-N-BUTYL PHTHALATE	31	UG/KG	58	31	U	072SB-0085-0001-SO	32	58	32		N/A	Yes

Sample	Analyte	Result	Units	LOQ	LOD	Qual	Sample	Result	LOQ	LOD	Qual	RPD	W/In LOQ
072SB-0086-0001-SO	DI-N-OCTYLPHTHALATE	31	UG/KG	58	31	U	072SB-0085-0001-SO	32	58	32		N/A	Yes
072SB-0086-0001-SO	FLUORANTHENE	3.8	UG/KG	7.7	3.8	U	072SB-0085-0001-SO	3.9	7.8	3.9		N/A	Yes
072SB-0086-0001-SO	FLUORENE	3.8	UG/KG	7.7	3.8	U	072SB-0085-0001-SO	3.9	7.8	3.9		N/A	Yes
072SB-0086-0001-SO	HEXACHLOROBENZENE	3.8	UG/KG	7.7	3.8	U	072SB-0085-0001-SO	3.9	7.8	3.9		N/A	Yes
072SB-0086-0001-SO	HEXACHLOROBUTADIENE	31	UG/KG	58	31	U	072SB-0085-0001-SO	32	58	32		N/A	Yes
072SB-0086-0001-SO	HEXACHLOROCYCLOPENTADIENE	31	UG/KG	380	31	U	072SB-0085-0001-SO	32	390	32		N/A	Yes
072SB-0086-0001-SO	HEXACHLOROETHANE	31	UG/KG	58	31	U	072SB-0085-0001-SO	32	58	32		N/A	Yes
072SB-0086-0001-SO	Indeno[1,2,3-cd]pyrene	3.8	UG/KG	7.7	3.8	U	072SB-0085-0001-SO	3.9	7.8	3.9		N/A	Yes
072SB-0086-0001-SO	ISOPHORONE	31	UG/KG	58	31	U	072SB-0085-0001-SO	32	58	32		N/A	Yes
072SB-0086-0001-SO	NAPHTHALENE	3.8	UG/KG	7.7	3.8	U	072SB-0085-0001-SO	3.9	7.8	3.9		N/A	Yes
072SB-0086-0001-SO	NITROBENZENE	3.8	UG/KG	120	3.8	U	072SB-0085-0001-SO	3.9	120	3.9		N/A	Yes
072SB-0086-0001-SO	N-NITROSODI-N-PROPYLAMINE	31	UG/KG	58	31	U	072SB-0085-0001-SO	32	58	32		N/A	Yes
072SB-0086-0001-SO	N-NITROSODIPHENYLAMINE	31	UG/KG	58	31	U	072SB-0085-0001-SO	32	58	32		N/A	Yes
072SB-0086-0001-SO	PENTACHLOROPHENOL	92	UG/KG	170	92	U	072SB-0085-0001-SO	94	180	94		N/A	Yes
072SB-0086-0001-SO	PHENANTHRENE	3.8	UG/KG	7.7	3.8	U	072SB-0085-0001-SO	3.9	7.8	3.9		N/A	Yes
072SB-0086-0001-SO	PHENOL	31	UG/KG	58	31	U	072SB-0085-0001-SO	32	58	32		N/A	Yes
072SB-0086-0001-SO	PYRENE	3.8	UG/KG	7.7	3.8	U	072SB-0085-0001-SO	3.9	7.8	3.9		N/A	Yes
076SB-0126-0001-SO	Hexavalent chromium	0.31	MG/KG	0.89	0.89	J-	076SB-0127-0001-SO	0.89	0.89	0.89	U	N/A	Yes
076SB-0076-0001-SO	Hexavalent chromium	0.33	MG/KG	0.8	0.8	J	076SB-0089-0001-SO	0.45	0.8	0.8	J	N/A	Yes
076SB-0132-0001-SO	Hexavalent chromium	0.99	MG/KG	0.99	0.99	U	076SB-0133-0001-SO	0.39	0.98	0.98	J	N/A	Yes

Sample	Analyte	Result	Units	LOQ	LOD	Qual	Sample	Result	LOQ	LOD	Qual	RPD	W/In LOQ
075SD-0002-0001-SD	NITROCELLULOSE	28	MG/KG	78	28		075SD-0003-0001-SD	28	76	28	U	N/A	Yes
075SD-0002-0001-SD	ALUMINUM	12000	MG/KG	4.4	0.88	J	075SD-0003-0001-SD	16000	4.6	0.91		29	N/A
075SD-0002-0001-SD	ANTIMONY	0.21	MG/KG	0.29	0.15	J-	075SD-0003-0001-SD	0.43	0.3	0.15		N/A	Yes
075SD-0002-0001-SD	ARSENIC	9.5	MG/KG	0.15	0.074	J-	075SD-0003-0001-SD	9	0.15	0.076		5	N/A
075SD-0002-0001-SD	BARIUM	110	MG/KG	1.5	0.029	J-	075SD-0003-0001-SD	130	1.5	0.03		17	N/A
075SD-0002-0001-SD	BERYLLIUM	0.89	MG/KG	0.15	0.015		075SD-0003-0001-SD	1.7	0.15	0.015		63	N/A
075SD-0002-0001-SD	CADMIUM	0.63	MG/KG	0.15	0.044		075SD-0003-0001-SD	0.76	0.15	0.046		N/A	Yes
075SD-0002-0001-SD	CALCIUM	6400	MG/KG	15	3.7		075SD-0003-0001-SD	50000	15	3.8		155	N/A
075SD-0002-0001-SD	CHROMIUM	15	MG/KG	0.29	0.059	J-	075SD-0003-0001-SD	21	0.3	0.061		33	N/A
075SD-0002-0001-SD	COBALT	9.6	MG/KG	0.074	0.015		075SD-0003-0001-SD	11	0.076	0.015		14	N/A
075SD-0002-0001-SD	COPPER	17	MG/KG	0.29	0.088		075SD-0003-0001-SD	21	0.3	0.091		21	N/A
075SD-0002-0001-SD	IRON	20000	MG/KG	7.4	2.9		075SD-0003-0001-SD	19000	7.6	3		5	N/A
075SD-0002-0001-SD	LEAD	22	MG/KG	0.15	0.044		075SD-0003-0001-SD	32	0.15	0.046		37	N/A
075SD-0002-0001-SD	MAGNESIUM	2800	MG/KG	15	2.9	J-	075SD-0003-0001-SD	5600	15	3		67	N/A
075SD-0002-0001-SD	MANGANESE	2200	MG/KG	0.74	0.044		075SD-0003-0001-SD	4100	7.6	0.46		60	N/A
075SD-0002-0001-SD	NICKEL	21	MG/KG	0.15	0.044	J-	075SD-0003-0001-SD	21	0.15	0.046		0	N/A
075SD-0002-0001-SD	POTASSIUM	1400	MG/KG	15	8.8	J-	075SD-0003-0001-SD	1200	15	9.1		15	N/A
075SD-0002-0001-SD	SELENIUM	1.3	MG/KG	0.74	0.15	J-	075SD-0003-0001-SD	1.4	0.76	0.15		N/A	Yes
075SD-0002-0001-SD	SILVER	1.5	MG/KG	0.15	0.044		075SD-0003-0001-SD	2.3	0.15	0.046		42	N/A
075SD-0002-0001-SD	SODIUM	75	MG/KG	15	7.4	J	075SD-0003-0001-SD	310	15	7.6		N/A	No
075SD-0002-0001-SD	THALLIUM	0.21	MG/KG	0.15	0.029		075SD-0003-0001-SD	0.15	0.15	0.03		N/A	Yes
075SD-0002-0001-SD	VANADIUM	20	MG/KG	0.15	0.088	J-	075SD-0003-0001-SD	15	0.15	0.091		29	N/A
075SD-0002-0001-SD	ZINC	140	MG/KG	0.74	0.29		075SD-0003-0001-SD	130	0.76	0.3		7	N/A
075SD-0002-0001-SD	ALDRIN	42	UG/KG	130	42		075SD-0003-0001-SD	21	63	21	U	N/A	Yes
075SD-0002-0001-SD	ALPHA BHC	42	UG/KG	80	42		075SD-0003-0001-SD	21	39	21	U	N/A	Yes
075SD-0002-0001-SD	ALPHA ENDOSULFAN	21	UG/KG	54	21		075SD-0003-0001-SD	10	27	10	U	N/A	Yes
075SD-0002-0001-SD	ALPHA-CHLORDANE	42	UG/KG	96	42		075SD-0003-0001-SD	21	47	21	U	N/A	Yes
075SD-0002-0001-SD	BETA BHC	42	UG/KG	110	42		075SD-0003-0001-SD	21	55	21	U	N/A	Yes
075SD-0002-0001-SD	BETA ENDOSULFAN	42	UG/KG	80	42		075SD-0003-0001-SD	21	39	21	U	N/A	Yes
075SD-0002-0001-SD	DELTA BHC	42	UG/KG	130	42		075SD-0003-0001-SD	21	63	21	U	N/A	Yes
075SD-0002-0001-SD	DIELDRIN	21	UG/KG	54	21		075SD-0003-0001-SD	10	27	10	U	N/A	Yes
075SD-0002-0001-SD	ENDOSULFAN SULFATE	42	UG/KG	96	42		075SD-0003-0001-SD	21	47	21	U	N/A	Yes
075SD-0002-0001-SD	ENDRIN	21	UG/KG	54	21		075SD-0003-0001-SD	10	27	10	U	N/A	Yes
075SD-0002-0001-SD	ENDRIN ALDEHYDE	42	UG/KG	96	42		075SD-0003-0001-SD	21	47	21	U	N/A	Yes

Sample	Analyte	Result	Units	LOQ	LOD	Qual	Sample	Result	LOQ	LOD	Qual	RPD	W/In LOQ
075SD-0002-0001-SD	ENDRIN KETONE	21	UG/KG	64	21		075SD-0003-0001-SD	10	31	10	U	N/A	Yes
075SD-0002-0001-SD	GAMMA BHC (LINDANE)	42	UG/KG	80	42		075SD-0003-0001-SD	21	39	21	U	N/A	Yes
075SD-0002-0001-SD	GAMMA-CHLORDANE	21	UG/KG	54	21		075SD-0003-0001-SD	10	27	10	U	N/A	Yes
075SD-0002-0001-SD	HEPTACHLOR	42	UG/KG	110	42		075SD-0003-0001-SD	21	55	21	U	N/A	Yes
075SD-0002-0001-SD	HEPTACHLOR EPOXIDE	42	UG/KG	80	42		075SD-0003-0001-SD	21	39	21	U	N/A	Yes
075SD-0002-0001-SD	METHOXYCHLOR	110	UG/KG	160	110		075SD-0003-0001-SD	52	78	52	U	N/A	Yes
075SD-0002-0001-SD	P,P'-DDD	21	UG/KG	64	21		075SD-0003-0001-SD	10	31	10	U	N/A	Yes
075SD-0002-0001-SD	P,P'-DDE	13	UG/KG	54	21		075SD-0003-0001-SD	10	27	10	U	N/A	Yes
075SD-0002-0001-SD	P,P'-DDT	29	UG/KG	64	21		075SD-0003-0001-SD	10	31	10	U	N/A	Yes
075SD-0002-0001-SD	TOXAPHENE	640	UG/KG	2100	640		075SD-0003-0001-SD	310	1000	310	U	N/A	Yes
075SD-0002-0001-SD	Aroclor-1016	40	UG/KG	100	40	U	075SD-0003-0001-SD	39	100	39	U	N/A	Yes
075SD-0002-0001-SD	Aroclor-1221	40	UG/KG	80	40	U	075SD-0003-0001-SD	39	78	39	U	N/A	Yes
075SD-0002-0001-SD	Aroclor-1232	40	UG/KG	72	40	U	075SD-0003-0001-SD	39	70	39	U	N/A	Yes
075SD-0002-0001-SD	Aroclor-1242	40	UG/KG	64	40	U	075SD-0003-0001-SD	39	63	39	U	N/A	Yes
075SD-0002-0001-SD	Aroclor-1248	40	UG/KG	88	40	U	075SD-0003-0001-SD	39	86	39	U	N/A	Yes
075SD-0002-0001-SD	Aroclor-1254	40	UG/KG	88	40	U	075SD-0003-0001-SD	39	86	39	U	N/A	Yes
075SD-0002-0001-SD	Aroclor-1260	40	UG/KG	88	40	U	075SD-0003-0001-SD	39	86	39	U	N/A	Yes
075SD-0002-0001-SD	1,3,5-TRINITROBENZENE	0.049	MG/KG	0.25	0.049		075SD-0003-0001-SD	0.05	0.25	0.05	U	N/A	Yes
075SD-0002-0001-SD	1,3-DINITROBENZENE	0.049	MG/KG	0.25	0.049		075SD-0003-0001-SD	0.05	0.25	0.05	U	N/A	Yes
075SD-0002-0001-SD	2,4,6-TRINITROTOLUENE	0.049	MG/KG	0.25	0.049		075SD-0003-0001-SD	0.05	0.25	0.05	U	N/A	Yes
075SD-0002-0001-SD	2,4-DINITROTOLUENE	0.049	MG/KG	0.25	0.049		075SD-0003-0001-SD	0.05	0.25	0.05	U	N/A	Yes
075SD-0002-0001-SD	2,6-DINITROTOLUENE	0.049	MG/KG	0.25	0.049		075SD-0003-0001-SD	0.05	0.25	0.05	U	N/A	Yes
075SD-0002-0001-SD	2-AMINO-4,6-DINITROTOLUENE	0.049	MG/KG	0.25	0.049		075SD-0003-0001-SD	0.05	0.25	0.05	U	N/A	Yes
075SD-0002-0001-SD	2-NITROTOLUENE	0.049	MG/KG	0.25	0.049	UJ	075SD-0003-0001-SD	0.05	0.25	0.05	U	N/A	Yes
075SD-0002-0001-SD	3-NITROTOLUENE	0.049	MG/KG	0.25	0.049		075SD-0003-0001-SD	0.05	0.25	0.05	U	N/A	Yes
075SD-0002-0001-SD	4-AMINO-2,6-DINITROTOLUENE	0.049	MG/KG	0.25	0.049		075SD-0003-0001-SD	0.05	0.25	0.05	U	N/A	Yes
075SD-0002-0001-SD	4-NITROTOLUENE	0.049	MG/KG	0.25	0.049		075SD-0003-0001-SD	0.05	0.25	0.05	U	N/A	Yes
075SD-0002-0001-SD	HMX	0.049	MG/KG	0.25	0.049		075SD-0003-0001-SD	0.05	0.25	0.05	U	N/A	Yes
075SD-0002-0001-SD	NITROBENZENE	0.049	MG/KG	0.25	0.049	R	075SD-0003-0001-SD	0.05	0.25	0.05	U	N/A	N/A
075SD-0002-0001-SD	NITROGLYCERIN	0.25	MG/KG	0.49	0.25		075SD-0003-0001-SD	0.25	0.5	0.25	U	N/A	Yes
075SD-0002-0001-SD	PETN	0.25	MG/KG	0.49	0.25		075SD-0003-0001-SD	0.25	0.5	0.25	U	N/A	Yes
075SD-0002-0001-SD	RDX	0.049	MG/KG	0.25	0.049	UJ	075SD-0003-0001-SD	0.05	0.25	0.05	U	N/A	Yes
075SD-0002-0001-SD	TETRYL	0.029	MG/KG	0.25	0.049	NJ	075SD-0003-0001-SD	0.05	0.25	0.05	U	N/A	Yes
075SD-0002-0001-SD	MERCURY	0.47	MG/KG	0.15	0.05	J-	075SD-0003-0001-SD	1.1	0.16	0.054		N/A	No

Sample	Analyte	Result	Units	LOQ	LOD	Qual	Sample	Result	LOQ	LOD	Qual	RPD	W/In LOQ
075SD-0002-0001-SD	1,1,1-TRICHLOROETHANE	1.5	UG/KG	7.6	1.5	U	075SD-0003-0001-SD	1.6	8	1.6	U	N/A	Yes
075SD-0002-0001-SD	1,1,2,2-TETRACHLOROETHANE	0.76	UG/KG	7.6	0.76	U	075SD-0003-0001-SD	0.8	8	0.8	U	N/A	Yes
075SD-0002-0001-SD	1,1,2-TRICHLOROETHANE	0.76	UG/KG	7.6	0.76	U	075SD-0003-0001-SD	0.8	8	0.8	U	N/A	Yes
075SD-0002-0001-SD	1,1-DICHLOROETHANE	0.76	UG/KG	7.6	0.76	U	075SD-0003-0001-SD	0.8	8	0.8	U	N/A	Yes
075SD-0002-0001-SD	1,1-DICHLOROETHENE	1.5	UG/KG	7.6	1.5	U	075SD-0003-0001-SD	1.6	8	1.6	U	N/A	Yes
075SD-0002-0001-SD	1,2-DIBROMOETHANE	1.5	UG/KG	7.6	1.5	U	075SD-0003-0001-SD	1.6	8	1.6	U	N/A	Yes
075SD-0002-0001-SD	1,2-DICHLOROETHANE	0.76	UG/KG	7.6	0.76	U	075SD-0003-0001-SD	0.8	8	0.8	U	N/A	Yes
075SD-0002-0001-SD	1,2-DICHLOROETHENE, total	1.5	UG/KG	15	1.5	U	075SD-0003-0001-SD	1.6	16	1.6	U	N/A	Yes
075SD-0002-0001-SD	1,2-DICHLOROPROPANE	1.5	UG/KG	7.6	1.5	U	075SD-0003-0001-SD	1.6	8	1.6	U	N/A	Yes
075SD-0002-0001-SD	2-BUTANONE (MEK)	3.1	UG/KG	31	3.1	U	075SD-0003-0001-SD	3.2	32	3.2	U	N/A	Yes
075SD-0002-0001-SD	2-HEXANONE	1.6	UG/KG	31	1.5	J	075SD-0003-0001-SD	1.6	32	1.6	U	N/A	Yes
075SD-0002-0001-SD	4-METHYL-2-PENTANONE (MIBK)	1.5	UG/KG	31	1.5	U	075SD-0003-0001-SD	1.6	32	1.6	J	N/A	Yes
075SD-0002-0001-SD	ACETONE	9.6	UG/KG	31	9.6	U	075SD-0003-0001-SD	10	32	10	U	N/A	Yes
075SD-0002-0001-SD	BENZENE	0.76	UG/KG	7.6	0.76	U	075SD-0003-0001-SD	0.8	8	0.8	U	N/A	Yes
075SD-0002-0001-SD	BROMOCHLOROMETHANE	1.5	UG/KG	7.6	1.5	U	075SD-0003-0001-SD	1.6	8	1.6	U	N/A	Yes
075SD-0002-0001-SD	BROMODICHLOROMETHANE	0.76	UG/KG	7.6	0.76	U	075SD-0003-0001-SD	0.8	8	0.8	U	N/A	Yes
075SD-0002-0001-SD	BROMOFORM	0.76	UG/KG	7.6	0.76	U	075SD-0003-0001-SD	0.8	8	0.8	U	N/A	Yes
075SD-0002-0001-SD	BROMOMETHANE	1.5	UG/KG	7.6	1.5	U	075SD-0003-0001-SD	1.6	8	1.6	U	N/A	Yes
075SD-0002-0001-SD	CARBON DISULFIDE	1.3	UG/KG	7.6	0.76	J	075SD-0003-0001-SD	0.8	8	0.8	U	N/A	Yes
075SD-0002-0001-SD	CARBON TETRACHLORIDE	0.76	UG/KG	7.6	0.76	U	075SD-0003-0001-SD	0.8	8	0.8	U	N/A	Yes
075SD-0002-0001-SD	CHLOROBENZENE	0.76	UG/KG	7.6	0.76	U	075SD-0003-0001-SD	0.8	8	0.8	U	N/A	Yes
075SD-0002-0001-SD	CHLOROETHANE	1.5	UG/KG	7.6	1.5	U	075SD-0003-0001-SD	1.6	8	1.6	U	N/A	Yes
075SD-0002-0001-SD	CHLOROFORM	0.76	UG/KG	7.6	0.76	U	075SD-0003-0001-SD	0.8	8	0.8	U	N/A	Yes
075SD-0002-0001-SD	CHLOROMETHANE	0.76	UG/KG	7.6	0.76	U	075SD-0003-0001-SD	0.8	8	0.8	U	N/A	Yes
075SD-0002-0001-SD	CIS-1,3-DICHLOROPROPENE	0.76	UG/KG	7.6	0.76	U	075SD-0003-0001-SD	0.8	8	0.8	U	N/A	Yes
075SD-0002-0001-SD	DIBROMOCHLOROMETHANE	1.5	UG/KG	7.6	1.5	U	075SD-0003-0001-SD	1.6	8	1.6	U	N/A	Yes
075SD-0002-0001-SD	ETHYLBENZENE	0.76	UG/KG	7.6	0.76	U	075SD-0003-0001-SD	0.8	8	0.8	U	N/A	Yes
075SD-0002-0001-SD	Methyl tert-butyl ether	0.76	UG/KG	7.6	0.76	U	075SD-0003-0001-SD	0.8	8	0.8	U	N/A	Yes
075SD-0002-0001-SD	METHYLENE CHLORIDE	1.5	UG/KG	7.6	1.5	U	075SD-0003-0001-SD	4.1	8	1.6	J	N/A	Yes
075SD-0002-0001-SD	STYRENE	7.6	UG/KG	7.6	0.76	U	075SD-0003-0001-SD	0.8	8	0.8	J	N/A	Yes
075SD-0002-0001-SD	TETRACHLOROETHYLENE	1.5	UG/KG	7.6	1.5	U	075SD-0003-0001-SD	1.6	8	1.6	U	N/A	Yes
075SD-0002-0001-SD	TOLUENE	0.76	UG/KG	7.6	0.76	U	075SD-0003-0001-SD	0.8	8	0.8	U	N/A	Yes
075SD-0002-0001-SD	TRANS-1,3-DICHLOROPROPENE	1.5	UG/KG	7.6	1.5	U	075SD-0003-0001-SD	1.6	8	1.6	U	N/A	Yes
075SD-0002-0001-SD	TRICHLOROETHYLENE	0.76	UG/KG	7.6	0.76	U	075SD-0003-0001-SD	0.8	8	0.8	U	N/A	Yes

Sample	Analyte	Result	Units	LOQ	LOD	Qual	Sample	Result	LOQ	LOD	Qual	RPD	W/In LOQ
075SD-0002-0001-SD	VINYL CHLORIDE	0.76	UG/KG	7.6	0.76	U	075SD-0003-0001-SD	0.8	8	0.8	U	N/A	Yes
075SD-0002-0001-SD	XYLENES, TOTAL	2.3	UG/KG	15	2.3	U	075SD-0003-0001-SD	2.4	16	2.4	U	N/A	Yes
075SD-0002-0001-SD	1,2,4-TRICHLOROBENZENE	43	UG/KG	80	43	U	075SD-0003-0001-SD	42	78	42	U	N/A	Yes
075SD-0002-0001-SD	1,2-DICHLOROBENZENE	140	UG/KG	80	43		075SD-0003-0001-SD	42	78	42	J	N/A	No
075SD-0002-0001-SD	1,3-DICHLOROBENZENE	43	UG/KG	80	43	U	075SD-0003-0001-SD	42	78	42	U	N/A	Yes
075SD-0002-0001-SD	1,4-DICHLOROBENZENE	50	UG/KG	80	43	J	075SD-0003-0001-SD	42	78	42	U	N/A	Yes
075SD-0002-0001-SD	2,4,5-TRICHLOROPHENOL	43	UG/KG	240	43	U	075SD-0003-0001-SD	42	240	42	U	N/A	Yes
075SD-0002-0001-SD	2,4,6-TRICHLOROPHENOL	130	UG/KG	240	130	U	075SD-0003-0001-SD	130	240	130	U	N/A	Yes
075SD-0002-0001-SD	2,4-DICHLOROPHENOL	43	UG/KG	240	43	U	075SD-0003-0001-SD	42	240	42	U	N/A	Yes
075SD-0002-0001-SD	2,4-DIMETHYLPHENOL	130	UG/KG	240	130	U	075SD-0003-0001-SD	130	240	130	U	N/A	Yes
075SD-0002-0001-SD	2,4-DINITROPHENOL	130	UG/KG	530	130	UJ	075SD-0003-0001-SD	130	520	130	U	N/A	Yes
075SD-0002-0001-SD	2,4-DINITROTOLUENE	43	UG/KG	320	43	R	075SD-0003-0001-SD	42	310	42	U	N/A	N/A
075SD-0002-0001-SD	2,6-DINITROTOLUENE	43	UG/KG	320	43	R	075SD-0003-0001-SD	42	310	42	U	N/A	N/A
075SD-0002-0001-SD	2-CHLORONAPHTHALENE	5.3	UG/KG	80	5.3	U	075SD-0003-0001-SD	5.2	78	5.2	U	N/A	Yes
075SD-0002-0001-SD	2-CHLOROPHENOL	43	UG/KG	80	43	U	075SD-0003-0001-SD	42	78	42	U	N/A	Yes
075SD-0002-0001-SD	2-METHYLNAPHTHALENE	18	UG/KG	11	5.3		075SD-0003-0001-SD	15	10	5.2		N/A	Yes
075SD-0002-0001-SD	2-METHYLPHENOL	130	UG/KG	320	130	U	075SD-0003-0001-SD	130	310	130	U	N/A	Yes
075SD-0002-0001-SD	2-NITROANILINE	43	UG/KG	320	43	U	075SD-0003-0001-SD	42	310	42	U	N/A	Yes
075SD-0002-0001-SD	2-NITROPHENOL	43	UG/KG	80	43	U	075SD-0003-0001-SD	42	78	42	U	N/A	Yes
075SD-0002-0001-SD	3 & 4 Methylphenol	130	UG/KG	640	130	U	075SD-0003-0001-SD	130	630	130	U	N/A	Yes
075SD-0002-0001-SD	3,3'-DICHLOROBENZIDINE	130	UG/KG	160	130	R	075SD-0003-0001-SD	130	160	130	U	N/A	N/A
075SD-0002-0001-SD	3-NITROANILINE	130	UG/KG	320	130	U	075SD-0003-0001-SD	130	310	130	U	N/A	Yes
075SD-0002-0001-SD	4,6-DINITRO-2-METHYLPHENOL	130	UG/KG	240	130	UJ	075SD-0003-0001-SD	130	240	130	U	N/A	Yes
075SD-0002-0001-SD	4-BROMOPHENYL PHENYL ETHER	43	UG/KG	80	43	U	075SD-0003-0001-SD	42	78	42	U	N/A	Yes
075SD-0002-0001-SD	4-CHLORO-3-METHYLPHENOL	43	UG/KG	240	43	U	075SD-0003-0001-SD	42	240	42	U	N/A	Yes
075SD-0002-0001-SD	4-CHLOROANILINE	43	UG/KG	240	43	U	075SD-0003-0001-SD	42	240	42	U	N/A	Yes
075SD-0002-0001-SD	4-CHLOROPHENYL PHENYL ETHER	43	UG/KG	80	43	U	075SD-0003-0001-SD	42	78	42	U	N/A	Yes
075SD-0002-0001-SD	4-NITROANILINE	43	UG/KG	320	43	UJ	075SD-0003-0001-SD	42	310	42	U	N/A	Yes
075SD-0002-0001-SD	4-NITROPHENOL	130	UG/KG	530	130	U	075SD-0003-0001-SD	130	520	130	U	N/A	Yes
075SD-0002-0001-SD	ACENAPHTHENE	19	UG/KG	11	5.3		075SD-0003-0001-SD	14	10	5.2		N/A	Yes
075SD-0002-0001-SD	ACENAPHTHYLENE	13	UG/KG	11	5.3		075SD-0003-0001-SD	12	10	5.2		N/A	Yes
075SD-0002-0001-SD	ANTHRACENE	57	UG/KG	11	5.3		075SD-0003-0001-SD	33	10	5.2		N/A	No
075SD-0002-0001-SD	Benzo[a]anthracene	230	UG/KG	11	5.3		075SD-0003-0001-SD	150	10	5.2		42	N/A
075SD-0002-0001-SD	Benzo[a]pyrene	250	UG/KG	11	5.3		075SD-0003-0001-SD	160	10	5.2		44	N/A

Sample	Analyte	Result	Units	LOQ	LOD	Qual	Sample	Result	LOQ	LOD	Qual	RPD	W/In LOQ
075SD-0002-0001-SD	Benzo[b]fluoranthene	360	UG/KG	11	5.3		075SD-0003-0001-SD	210	10	5.2		53	N/A
075SD-0002-0001-SD	Benzo[g,h,i]perylene	120	UG/KG	11	5.3	J	075SD-0003-0001-SD	80	10	5.2		40	N/A
075SD-0002-0001-SD	Benzo[k]fluoranthene	140	UG/KG	11	5.3		075SD-0003-0001-SD	100	10	5.2		33	N/A
075SD-0002-0001-SD	BENZOIC ACID	530	UG/KG	1100	530	U	075SD-0003-0001-SD	520	1000	520	U	N/A	Yes
075SD-0002-0001-SD	BENZYL ALCOHOL	43	UG/KG	530	43	U	075SD-0003-0001-SD	34	520	42	J	N/A	Yes
075SD-0002-0001-SD	BENZYL BUTYL PHTHALATE	43	UG/KG	80	43	U	075SD-0003-0001-SD	41	78	42	J	N/A	Yes
075SD-0002-0001-SD	BIS(2-CHLOROETHOXY) METHANE	43	UG/KG	160	43	U	075SD-0003-0001-SD	42	160	42	U	N/A	Yes
075SD-0002-0001-SD	BIS(2-CHLOROETHYL) ETHER	5.3	UG/KG	160	5.3	U	075SD-0003-0001-SD	5.2	160	5.2	U	N/A	Yes
075SD-0002-0001-SD	BIS(2-ETHYLHEXYL) PHTHALATE	43	UG/KG	80	43	UJ	075SD-0003-0001-SD	41	78	42	J	N/A	Yes
075SD-0002-0001-SD	CARBAZOLE	44	UG/KG	80	43	J	075SD-0003-0001-SD	42	78	42	U	N/A	Yes
075SD-0002-0001-SD	CHRYSENE	270	UG/KG	11	5.3		075SD-0003-0001-SD	160	10	5.2		51	N/A
075SD-0002-0001-SD	DIBENZ(A,H)ANTHRACENE	5.3	UG/KG	11	5.3	UJ	075SD-0003-0001-SD	5.2	10	5.2	U	N/A	Yes
075SD-0002-0001-SD	DIBENZOFURAN	17	UG/KG	80	5.3	J	075SD-0003-0001-SD	15	78	5.2	J	N/A	Yes
075SD-0002-0001-SD	DIETHYL PHTHALATE	43	UG/KG	80	43	U	075SD-0003-0001-SD	42	78	42	U	N/A	Yes
075SD-0002-0001-SD	DIMETHYL PHTHALATE	43	UG/KG	80	43	U	075SD-0003-0001-SD	42	78	42	U	N/A	Yes
075SD-0002-0001-SD	DI-N-BUTYL PHTHALATE	43	UG/KG	80	43	U	075SD-0003-0001-SD	42	78	42	U	N/A	Yes
075SD-0002-0001-SD	DI-N-OCTYLPHTHALATE	43	UG/KG	80	43	U	075SD-0003-0001-SD	42	78	42	U	N/A	Yes
075SD-0002-0001-SD	FLUORANTHENE	510	UG/KG	11	5.3		075SD-0003-0001-SD	310	10	5.2		49	N/A
075SD-0002-0001-SD	FLUORENE	5.3	UG/KG	11	5.3	U	075SD-0003-0001-SD	17	10	5.2		N/A	No
075SD-0002-0001-SD	HEXACHLOROBENZENE	5.3	UG/KG	11	5.3	U	075SD-0003-0001-SD	5.2	10	5.2	U	N/A	Yes
075SD-0002-0001-SD	HEXACHLOROBUTADIENE	43	UG/KG	80	43	U	075SD-0003-0001-SD	42	78	42	U	N/A	Yes
075SD-0002-0001-SD	HEXACHLOROCYCLOPENTADIENE	43	UG/KG	530	43	U	075SD-0003-0001-SD	42	520	42	U	N/A	Yes
075SD-0002-0001-SD	HEXACHLOROETHANE	43	UG/KG	80	43	UJ	075SD-0003-0001-SD	42	78	42	U	N/A	Yes
075SD-0002-0001-SD	Indeno[1,2,3-cd]pyrene	120	UG/KG	11	5.3	J	075SD-0003-0001-SD	77	10	5.2		44	N/A
075SD-0002-0001-SD	ISOPHORONE	43	UG/KG	80	43	U	075SD-0003-0001-SD	42	78	42	U	N/A	Yes
075SD-0002-0001-SD	NAPHTHALENE	18	UG/KG	11	5.3		075SD-0003-0001-SD	12	10	5.2		N/A	Yes
075SD-0002-0001-SD	NITROBENZENE	5.3	UG/KG	160	5.3	U	075SD-0003-0001-SD	5.2	160	5.2	U	N/A	Yes
075SD-0002-0001-SD	N-NITROSODI-N-PROPYLAMINE	43	UG/KG	80	43	U	075SD-0003-0001-SD	42	78	42	U	N/A	Yes
075SD-0002-0001-SD	N-NITROSODIPHENYLAMINE	43	UG/KG	80	43	U	075SD-0003-0001-SD	42	78	42	U	N/A	Yes
075SD-0002-0001-SD	PENTACHLOROPHENOL	130	UG/KG	240	130	U	075SD-0003-0001-SD	130	240	130	U	N/A	Yes
075SD-0002-0001-SD	PHENANTHRENE	260	UG/KG	11	5.3		075SD-0003-0001-SD	140	10	5.2		60	N/A
075SD-0002-0001-SD	PHENOL	43	UG/KG	80	43	U	075SD-0003-0001-SD	42	78	42	U	N/A	Yes
075SD-0002-0001-SD	PYRENE	390	UG/KG	11	5.3		075SD-0003-0001-SD	240	10	5.2		48	N/A
075SD-0002-0001-SD	NITROGUANIDINE	0.039	MG/KG	0.24	0.039	UJ	075SD-0003-0001-SD	0.039	0.25	0.039	U	N/A	Yes
075TR-0002-0001-SO	MERCURY	0.046	MG/KG	0.14	0.046	U	075TR-0003-0001-SO	0.046	0.14	0.046	U	N/A	Yes

Sample	Analyte	Result	Units	LOQ	LOD	Qual	Sample	Result	LOQ	LOD	Qual	RPD	W/In LOQ
077SS-0001M-0001-SO	NITROCELLULOSE	17	MG/KG	45	17	UJ	077SS-0002M-0001-SO	18	49	18	U	N/A	Yes
077SS-0001M-0001-SO	ALUMINUM	8200	MG/KG	2.5	0.5		077SS-0002M-0001-SO	7700	2.7	0.54		2	N/A
077SS-0001M-0001-SO	ANTIMONY	0.2	MG/KG	0.17	0.083	J	077SS-0002M-0001-SO	0.17	0.18	0.089	J	N/A	Yes
077SS-0001M-0001-SO	ARSENIC	12	MG/KG	0.08	0.041	J-	077SS-0002M-0001-SO	14	0.09	0.045		4	N/A
077SS-0001M-0001-SO	BARIUM	49	MG/KG	0.83	0.017	J	077SS-0002M-0001-SO	48	0.89	0.018		1	N/A
077SS-0001M-0001-SO	BERYLLIUM	0.46	MG/KG	0.08	0.008		077SS-0002M-0001-SO	0.42	0.09	0.009		N/A	Yes
077SS-0001M-0001-SO	CADMIUM	0.19	MG/KG	0.08	0.025	J	077SS-0002M-0001-SO	0.2	0.09	0.027		N/A	Yes
077SS-0001M-0001-SO	CALCIUM	4500	MG/KG	8.3	2.1	J	077SS-0002M-0001-SO	5200	8.9	2.2		4	N/A
077SS-0001M-0001-SO	CHROMIUM	18	MG/KG	0.17	0.033		077SS-0002M-0001-SO	15	0.18	0.036		5	N/A
077SS-0001M-0001-SO	COBALT	7.4	MG/KG	0.04	0.008		077SS-0002M-0001-SO	7.7	0.05	0.009		1	N/A
077SS-0001M-0001-SO	COPPER	16	MG/KG	0.17	0.05	J	077SS-0002M-0001-SO	17	0.18	0.054		2	N/A
077SS-0001M-0001-SO	IRON	22000	MG/KG	4.1	1.7		077SS-0002M-0001-SO	20000	4.5	1.8		2	N/A
077SS-0001M-0001-SO	LEAD	22	MG/KG	0.08	0.025		077SS-0002M-0001-SO	21	0.09	0.027		1	N/A
077SS-0001M-0001-SO	MAGNESIUM	2800	MG/KG	8.3	1.7	J+	077SS-0002M-0001-SO	2700	8.9	1.8		1	N/A
077SS-0001M-0001-SO	MANGANESE	540	MG/KG	0.41	0.025		077SS-0002M-0001-SO	520	0.45	0.027		1	N/A
077SS-0001M-0001-SO	NICKEL	24	MG/KG	0.08	0.025		077SS-0002M-0001-SO	28	0.09	0.027		4	N/A
077SS-0001M-0001-SO	POTASSIUM	830	MG/KG	8.3	5	J+	077SS-0002M-0001-SO	740	8.9	5.4		3	N/A
077SS-0001M-0001-SO	SELENIUM	0.56	MG/KG	0.41	0.083	J-	077SS-0002M-0001-SO	0.53	0.45	0.089		N/A	Yes
077SS-0001M-0001-SO	SILVER	0.027	MG/KG	0.08	0.025	J+	077SS-0002M-0001-SO	0.03	0.09	0.027	J	N/A	Yes
077SS-0001M-0001-SO	SODIUM	29	MG/KG	8.3	4.1	UJ	077SS-0002M-0001-SO	32	8.9	4.5		N/A	Yes
077SS-0001M-0001-SO	THALLIUM	0.13	MG/KG	0.08	0.017		077SS-0002M-0001-SO	0.14	0.09	0.018		N/A	Yes
077SS-0001M-0001-SO	VANADIUM	16	MG/KG	0.08	0.05		077SS-0002M-0001-SO	15	0.09	0.054		2	N/A
077SS-0001M-0001-SO	ZINC	63	MG/KG	0.41	0.17		077SS-0002M-0001-SO	62	0.45	0.18		0	N/A
077SS-0001M-0001-SO	ALDRIN	13	UG/KG	40	13	U	077SS-0002M-0001-SO	13	39	13	U	N/A	Yes
077SS-0001M-0001-SO	ALPHA BHC	13	UG/KG	25	13	U	077SS-0002M-0001-SO	13	25	13	U	N/A	Yes
077SS-0001M-0001-SO	ALPHA ENDOSULFAN	6.7	UG/KG	17	6.7	U	077SS-0002M-0001-SO	6.6	17	6.6	U	N/A	Yes
077SS-0001M-0001-SO	ALPHA-CHLORDANE	13	UG/KG	30	13	U	077SS-0002M-0001-SO	13	30	13	U	N/A	Yes
077SS-0001M-0001-SO	BETA BHC	13	UG/KG	35	13	U	077SS-0002M-0001-SO	13	34	13	U	N/A	Yes
077SS-0001M-0001-SO	BETA ENDOSULFAN	13	UG/KG	13	17	U	077SS-0002M-0001-SO	13	25	13	U	N/A	Yes
077SS-0001M-0001-SO	DELTA BHC	13	UG/KG	40	13	U	077SS-0002M-0001-SO	13	39	13	U	N/A	Yes
077SS-0001M-0001-SO	DIELDRIN	6.7	UG/KG	17	6.7	U	077SS-0002M-0001-SO	6.6	17	6.6	U	N/A	Yes
077SS-0001M-0001-SO	ENDOSULFAN SULFATE	13	UG/KG	30	13	U	077SS-0002M-0001-SO	13	30	13	U	N/A	Yes
077SS-0001M-0001-SO	ENDRIN	6.7	UG/KG	17	6.7	U	077SS-0002M-0001-SO	6.6	17	6.6	U	N/A	Yes
077SS-0001M-0001-SO	ENDRIN ALDEHYDE	13	UG/KG	30	13	U	077SS-0002M-0001-SO	13	30	13	U	N/A	Yes
077SS-0001M-0001-SO	ENDRIN KETONE	6.7	UG/KG	20	6.7	U	077SS-0002M-0001-SO	6.6	20	6.6	U	N/A	Yes
077SS-0001M-0001-SO	GAMMA BHC (LINDANE)	13	UG/KG	25	13	U	077SS-0002M-0001-SO	13	25	13	U	N/A	Yes

Sample	Analyte	Result	Units	LOQ	LOD	Qual	Sample	Result	LOQ	LOD	Qual	RPD	W/In LOQ
077SS-0001M-0001-SO	GAMMA-CHLORDANE	6.7	UG/KG	17	6.7	U	077SS-0002M-0001-SO	6.6	17	6.6	U	N/A	Yes
077SS-0001M-0001-SO	HEPTACHLOR	13	UG/KG	35	13	U	077SS-0002M-0001-SO	13	34	13	U	N/A	Yes
077SS-0001M-0001-SO	HEPTACHLOR EPOXIDE	31.7	UG/KG	25	13	U	077SS-0002M-0001-SO	13	25	13	U	N/A	Yes
077SS-0001M-0001-SO	METHOXYCHLOR	33	UG/KG	50	33	U	077SS-0002M-0001-SO	32	49	32	U	N/A	Yes
077SS-0001M-0001-SO	P,P'-DDD	6.7	UG/KG	20	6.7	U	077SS-0002M-0001-SO	6.6	20	6.6	U	N/A	Yes
077SS-0001M-0001-SO	P,P'-DDE	5.2	UG/KG	17	6.7	J	077SS-0002M-0001-SO	8.6	17	6.6		N/A	Yes
077SS-0001M-0001-SO	P,P'-DDT	6.7	UG/KG	20	6.7	U	077SS-0002M-0001-SO	6.6	20	6.6	U	N/A	Yes
077SS-0001M-0001-SO	TOXAPHENE	200	UG/KG	670	200	UJ	077SS-0002M-0001-SO	200	660	200	U	N/A	Yes
077SS-0001M-0001-SO	Aroclor-1016	25	UG/KG	65	25	U	077SS-0002M-0001-SO	24	64	24	U	N/A	Yes
077SS-0001M-0001-SO	Aroclor-1221	25	UG/KG	50	25	U	077SS-0002M-0001-SO	24	49	24	U	N/A	Yes
077SS-0001M-0001-SO	Aroclor-1232	25	UG/KG	45	25	U	077SS-0002M-0001-SO	24	44	24	U	N/A	Yes
077SS-0001M-0001-SO	Aroclor-1242	25	UG/KG	40	25	U	077SS-0002M-0001-SO	24	39	24	U	N/A	Yes
077SS-0001M-0001-SO	Aroclor-1248	25	UG/KG	55	25	U	077SS-0002M-0001-SO	24	54	24	U	N/A	Yes
077SS-0001M-0001-SO	Aroclor-1254	25	UG/KG	55	25	U	077SS-0002M-0001-SO	24	54	24	U	N/A	Yes
077SS-0001M-0001-SO	Aroclor-1260	25	UG/KG	55	25	U	077SS-0002M-0001-SO	24	54	24	U	N/A	Yes
077SS-0001M-0001-SO	1,3,5-TRINITROBENZENE	0.05	MG/KG	0.25	0.05	U	077SS-0002M-0001-SO	0.05	0.25	0.05	U	N/A	Yes
077SS-0001M-0001-SO	1,3-DINITROBENZENE	0.05	MG/KG	0.25	0.05	U	077SS-0002M-0001-SO	0.05	0.25	0.05	U	N/A	Yes
077SS-0001M-0001-SO	2,4,6-TRINITROTOLUENE	0.05	MG/KG	0.25	0.05	U	077SS-0002M-0001-SO	0.05	0.25	0.05	U	N/A	Yes
077SS-0001M-0001-SO	2,4-DINITROTOLUENE	0.05	MG/KG	0.25	0.05	U	077SS-0002M-0001-SO	0.05	0.25	0.05	U	N/A	Yes
077SS-0001M-0001-SO	2,6-DINITROTOLUENE	0.05	MG/KG	0.25	0.05	U	077SS-0002M-0001-SO	0.05	0.25	0.05	U	N/A	Yes
077SS-0001M-0001-SO	2-AMINO-4,6-DINITROTOLUENE	0.05	MG/KG	0.25	0.05	U	077SS-0002M-0001-SO	0.05	0.25	0.05	U	N/A	Yes
077SS-0001M-0001-SO	2-NITROTOLUENE	0.05	MG/KG	0.25	0.05	UJ	077SS-0002M-0001-SO	0.05	0.25	0.05	U	N/A	Yes
077SS-0001M-0001-SO	3-NITROTOLUENE	0.05	MG/KG	0.25	0.05	U	077SS-0002M-0001-SO	0.05	0.25	0.05	U	N/A	Yes
077SS-0001M-0001-SO	4-AMINO-2,6-DINITROTOLUENE	0.05	MG/KG	0.25	0.05	U	077SS-0002M-0001-SO	0.05	0.25	0.05	U	N/A	Yes
077SS-0001M-0001-SO	4-NITROTOLUENE	0.05	MG/KG	0.25	0.05	U	077SS-0002M-0001-SO	0.05	0.25	0.05	U	N/A	Yes
077SS-0001M-0001-SO	HMX	0.05	MG/KG	0.25	0.05	U	077SS-0002M-0001-SO	0.05	0.25	0.05	U	N/A	Yes
077SS-0001M-0001-SO	NITROBENZENE	0.05	MG/KG	0.25	0.05	R	077SS-0002M-0001-SO	0.05	0.25	0.05	U	N/A	Yes
077SS-0001M-0001-SO	NITROGLYCERIN	0.25	MG/KG	0.5	0.25	U	077SS-0002M-0001-SO	0.083	0.5	0.25	J	N/A	Yes
077SS-0001M-0001-SO	PETN	0.25	MG/KG	0.5	0.25	U	077SS-0002M-0001-SO	0.25	0.5	0.25	U	N/A	Yes
077SS-0001M-0001-SO	RDX	0.05	MG/KG	0.25	0.05	UJ	077SS-0002M-0001-SO	0.05	0.25	0.05	U	N/A	Yes
077SS-0001M-0001-SO	TETRYL	0.05	MG/KG	0.25	0.05	U	077SS-0002M-0001-SO	0.028	0.25	0.05	J	N/A	Yes
077SS-0001M-0001-SO	MERCURY	0.045	MG/KG	0.1	0.033	J	077SS-0002M-0001-SO	0.041	0.1	0.032	J	N/A	Yes
077SS-0001M-0001-SO	1,1,1-TRICHLOROETHANE	0.99	UG/KG	4.9	0.99	U	077SS-0002M-0001-SO	0.75	3.7	0.75	U	N/A	Yes
077SS-0001M-0001-SO	1,1,2,2-TETRACHLOROETHANE	0.51	UG/KG	5.1	0.51	U	077SS-0002M-0001-SO	0.46	4.6	0.46	U	N/A	Yes
077SS-0001M-0001-SO	1,1,2-TRICHLOROETHANE	0.51	UG/KG	5.1	0.51	U	077SS-0002M-0001-SO	0.46	4.6	0.46	U	N/A	Yes
077SS-0001M-0001-SO	1,1-DICHLOROETHANE	0.51	UG/KG	5.1	0.51	U	077SS-0002M-0001-SO	0.46	4.6	0.46	U	N/A	Yes

Sample	Analyte	Result	Units	LOQ	LOD	Qual	Sample	Result	LOQ	LOD	Qual	RPD	W/In LOQ
077SS-0001M-0001-SO	1,1-DICHLOROETHENE	1	UG/KG	5.1	1	U	077SS-0002M-0001-SO	0.92	4.6	0.92	U	N/A	Yes
077SS-0001M-0001-SO	1,2-DIBROMOETHANE	1	UG/KG	5.1	1	U	077SS-0002M-0001-SO	0.92	4.6	0.92	U	N/A	Yes
077SS-0001M-0001-SO	1,2-DICHLOROETHANE	0.51	UG/KG	5.1	0.51	U	077SS-0002M-0001-SO	0.46	4.6	0.46	U	N/A	Yes
077SS-0001M-0001-SO	1,2-Dichloroethene, Total	1	UG/KG	10	1	U	077SS-0002M-0001-SO	0.92	9.2	0.92	U	N/A	Yes
077SS-0001M-0001-SO	1,2-DICHLOROPROPANE	1	UG/KG	5.1	1	U	077SS-0002M-0001-SO	0.92	4.6	0.92	U	N/A	Yes
077SS-0001M-0001-SO	2-Butanone (MEK)	2.1	UG/KG	21	2.1	U	077SS-0002M-0001-SO	1.8	18	1.8	U	N/A	Yes
077SS-0001M-0001-SO	2-HEXANONE	1	UG/KG	21	1	U	077SS-0002M-0001-SO	0.92	18	0.92	J	N/A	Yes
077SS-0001M-0001-SO	4-Methyl-2-pentanone (MIBK)	1	UG/KG	21	1	U	077SS-0002M-0001-SO	0.9	18	0.92	J	N/A	Yes
077SS-0001M-0001-SO	ACETONE	6.2	UG/KG	20	6.2	U	077SS-0002M-0001-SO	4.7	15	4.7	U	N/A	Yes
077SS-0001M-0001-SO	BENZENE	0.51	UG/KG	5.1	0.51	U	077SS-0002M-0001-SO	0.46	4.6	0.46	U	N/A	Yes
077SS-0001M-0001-SO	BROMOCHLOROMETHANE	1	UG/KG	5.1	1	U	077SS-0002M-0001-SO	0.92	4.6	0.92	U	N/A	Yes
077SS-0001M-0001-SO	BROMODICHLOROMETHANE	0.51	UG/KG	5.1	0.51	U	077SS-0002M-0001-SO	0.46	4.6	0.46	U	N/A	Yes
077SS-0001M-0001-SO	BROMOFORM	0.51	UG/KG	5.1	0.51	U	077SS-0002M-0001-SO	0.46	4.6	0.46	U	N/A	Yes
077SS-0001M-0001-SO	BROMOMETHANE	1	UG/KG	5.1	1	U	077SS-0002M-0001-SO	0.92	4.6	0.92	U	N/A	Yes
077SS-0001M-0001-SO	CARBON DISULFIDE	0.51	UG/KG	5.1	0.51	U	077SS-0002M-0001-SO	0.46	4.6	0.46	U	N/A	Yes
077SS-0001M-0001-SO	CARBON TETRACHLORIDE	0.49	UG/KG	4.9	0.49	U	077SS-0002M-0001-SO	0.37	3.7	0.37	U	N/A	Yes
077SS-0001M-0001-SO	CHLOROBENZENE	0.51	UG/KG	5.1	0.51	U	077SS-0002M-0001-SO	0.46	4.6	0.46	U	N/A	Yes
077SS-0001M-0001-SO	CHLOROETHANE	1	UG/KG	5.1	1	U	077SS-0002M-0001-SO	0.92	4.6	0.92	U	N/A	Yes
077SS-0001M-0001-SO	CHLOROFORM	0.51	UG/KG	5.1	0.51	U	077SS-0002M-0001-SO	0.46	4.6	0.46	U	N/A	Yes
077SS-0001M-0001-SO	CHLOROMETHANE	0.51	UG/KG	5.1	0.51	U	077SS-0002M-0001-SO	0.46	4.6	0.46	U	N/A	Yes
077SS-0001M-0001-SO	CIS-1,3-DICHLOROPROPENE	0.51	UG/KG	5.1	0.51	U	077SS-0002M-0001-SO	0.46	4.6	0.46	U	N/A	Yes
077SS-0001M-0001-SO	DIBROMOCHLOROMETHANE	1	UG/KG	5.1	1	U	077SS-0002M-0001-SO	0.92	4.6	0.92	U	N/A	Yes
077SS-0001M-0001-SO	ETHYLBENZENE	0.51	UG/KG	5.1	0.51	U	077SS-0002M-0001-SO	0.46	4.6	0.46	U	N/A	Yes
077SS-0001M-0001-SO	METHYLENE CHLORIDE	1	UG/KG	5.1	1	U	077SS-0002M-0001-SO	0.92	4.6	0.92	U	N/A	Yes
077SS-0001M-0001-SO	STYRENE	0.51	UG/KG	5.1	0.51	U	077SS-0002M-0001-SO	0.46	4.6	0.46	U	N/A	Yes
077SS-0001M-0001-SO	Methyl tert-butyl ether	0.51	UG/KG	5.1	0.51	U	077SS-0002M-0001-SO	0.46	4.6	0.46	U	N/A	Yes
077SS-0001M-0001-SO	TETRACHLOROETHYLENE	1	UG/KG	5.1	1	U	077SS-0002M-0001-SO	0.92	4.6	0.92	U	N/A	Yes
077SS-0001M-0001-SO	TOLUENE	0.51	UG/KG	5.1	0.51	U	077SS-0002M-0001-SO	0.46	4.6	0.46	U	N/A	Yes
077SS-0001M-0001-SO	TRANS-1,3-DICHLOROPROPENE	1	UG/KG	5.1	1	U	077SS-0002M-0001-SO	0.92	4.6	0.92	U	N/A	Yes
077SS-0001M-0001-SO	TRICHLOROETHYLENE	0.51	UG/KG	5.1	0.51	U	077SS-0002M-0001-SO	0.46	4.6	0.46	U	N/A	Yes
077SS-0001M-0001-SO	VINYL CHLORIDE	0.51	UG/KG	5.1	0.51	U	077SS-0002M-0001-SO	0.46	4.6	0.46	U	N/A	Yes
077SS-0001M-0001-SO	XYLENES, TOTAL	1.5	UG/KG	10	1.5	U	077SS-0002M-0001-SO	1.4	9.2	1.4	U	N/A	Yes
077SS-0001M-0001-SO	1,2,4-TRICHLOROBENZENE	110	UG/KG	200	110	U	077SS-0002M-0001-SO	67	120	67	U	N/A	Yes
077SS-0001M-0001-SO	1,2-DICHLOROBENZENE	110	UG/KG	200	110	U	077SS-0002M-0001-SO	67	120	67	U	N/A	Yes
077SS-0001M-0001-SO	1,3-DICHLOROBENZENE	110	UG/KG	200	110	U	077SS-0002M-0001-SO	67	120	67	U	N/A	Yes
077SS-0001M-0001-SO	1,4-DICHLOROBENZENE	110	UG/KG	200	110	U	077SS-0002M-0001-SO	67	120	67	U	N/A	Yes

Sample	Analyte	Result	Units	LOQ	LOD	Qual	Sample	Result	LOQ	LOD	Qual	RPD	W/In LOQ
077SS-0001M-0001-SO	2,4,5-TRICHLOROPHENOL	110	UG/KG	610	110	U	077SS-0002M-0001-SO	67	370	67	U	N/A	Yes
077SS-0001M-0001-SO	2,4,6-TRICHLOROPHENOL	320	UG/KG	610	320	U	077SS-0002M-0001-SO	200	370	200	U	N/A	Yes
077SS-0001M-0001-SO	2,4-DICHLOROPHENOL	110	UG/KG	610	110	U	077SS-0002M-0001-SO	67	370	67	U	N/A	Yes
077SS-0001M-0001-SO	2,4-DIMETHYLPHENOL	320	UG/KG	610	320	U	077SS-0002M-0001-SO	200	370	200	U	N/A	Yes
077SS-0001M-0001-SO	2,4-DINITROPHENOL	320	UG/KG	1300	320	U	077SS-0002M-0001-SO	200	820	200	U	N/A	Yes
077SS-0001M-0001-SO	2,4-DINITROTOLUENE	110	UG/KG	810	110	R	077SS-0002M-0001-SO	67	500	67	U	N/A	N/A
077SS-0001M-0001-SO	2,6-DINITROTOLUENE	110	UG/KG	810	110	R	077SS-0002M-0001-SO	67	500	67	U	N/A	N/A
077SS-0001M-0001-SO	2-CHLORONAPHTHALENE	13	UG/KG	200	13	U	077SS-0002M-0001-SO	8.2	120	8.2	U	N/A	Yes
077SS-0001M-0001-SO	2-CHLOROPHENOL	110	UG/KG	200	110	U	077SS-0002M-0001-SO	67	120	67	U	N/A	Yes
077SS-0001M-0001-SO	2-METHYLNAPHTHALENE	54	UG/KG	27	13		077SS-0002M-0001-SO	60	17	8.2		N/A	Yes
077SS-0001M-0001-SO	2-METHYLPHENOL	320	UG/KG	810	320	U	077SS-0002M-0001-SO	200	500	200	U	N/A	Yes
077SS-0001M-0001-SO	2-NITROANILINE	110	UG/KG	810	110	U	077SS-0002M-0001-SO	67	500	67	U	N/A	Yes
077SS-0001M-0001-SO	2-NITROPHENOL	110	UG/KG	200	110	U	077SS-0002M-0001-SO	67	120	67	U	N/A	Yes
077SS-0001M-0001-SO	3 & 4 Methylphenol	320	UG/KG	1600	320	U	077SS-0002M-0001-SO	200	1000	200	U	N/A	Yes
077SS-0001M-0001-SO	3,3'-DICHLOROBENZIDINE	320	UG/KG	410	320	UJ	077SS-0002M-0001-SO	200	250	200	U	N/A	Yes
077SS-0001M-0001-SO	3-NITROANILINE	320	UG/KG	810	320	U	077SS-0002M-0001-SO	200	500	200	U	N/A	Yes
077SS-0001M-0001-SO	4,6-DINITRO-2-METHYLPHENOL	320	UG/KG	610	320	U	077SS-0002M-0001-SO	200	370	200	U	N/A	Yes
077SS-0001M-0001-SO	4-BROMOPHENYL PHENYL ETHER	110	UG/KG	200	110	U	077SS-0002M-0001-SO	67	120	67	U	N/A	Yes
077SS-0001M-0001-SO	4-CHLORO-3-METHYLPHENOL	110	UG/KG	610	110	U	077SS-0002M-0001-SO	67	370	67	U	N/A	Yes
077SS-0001M-0001-SO	4-CHLOROANILINE	110	UG/KG	610	110	U	077SS-0002M-0001-SO	67	370	67	U	N/A	Yes
077SS-0001M-0001-SO	4-CHLOROPHENYL PHENYL ETHER	110	UG/KG	200	110	U	077SS-0002M-0001-SO	67	120	67	U	N/A	Yes
077SS-0001M-0001-SO	4-NITROANILINE	110	UG/KG	810	110	U	077SS-0002M-0001-SO	67	500	67	U	N/A	Yes
077SS-0001M-0001-SO	4-NITROPHENOL	320	UG/KG	1300	320	U	077SS-0002M-0001-SO	200	820	200	U	N/A	Yes
077SS-0001M-0001-SO	ACENAPHTHENE	13	UG/KG	27	13	U	077SS-0002M-0001-SO	8.2	17	8.2	U	N/A	Yes
077SS-0001M-0001-SO	ACENAPHTHYLENE	13	UG/KG	27	13	U	077SS-0002M-0001-SO	8.2	17	8.2	U	N/A	Yes
077SS-0001M-0001-SO	ANTHRACENE	13	UG/KG	27	13	U	077SS-0002M-0001-SO	11	17	8.2	J	N/A	Yes
077SS-0001M-0001-SO	Benzo[a]anthracene	57	UG/KG	27	13		077SS-0002M-0001-SO	48	17	8.2		N/A	Yes
077SS-0001M-0001-SO	Benzo[a]pyrene	88	UG/KG	27	13		077SS-0002M-0001-SO	65	17	8.2		N/A	Yes
077SS-0001M-0001-SO	Benzo[b]fluoranthene	91	UG/KG	27	13		077SS-0002M-0001-SO	81	17	8.2		N/A	Yes
077SS-0001M-0001-SO	Benzo[g,h,i]perylene	47	UG/KG	27	13		077SS-0002M-0001-SO	37	17	8.2		N/A	Yes
077SS-0001M-0001-SO	Benzo[k]fluoranthene	18	UG/KG	27	13	J	077SS-0002M-0001-SO	17	17	8.2		N/A	Yes
077SS-0001M-0001-SO	BENZOIC ACID	1400	UG/KG	2700	1400	R	077SS-0002M-0001-SO	830	1600	830	U	N/A	N/A
077SS-0001M-0001-SO	BENZYL ALCOHOL	110	UG/KG	1300	110	U	077SS-0002M-0001-SO	67	820	67	U	N/A	Yes
077SS-0001M-0001-SO	BENZYL BUTYL PHTHALATE	110	UG/KG	200	110	U	077SS-0002M-0001-SO	67	120	67	U	N/A	Yes
077SS-0001M-0001-SO	BIS(2-CHLOROETHOXY) METHANE	110	UG/KG	410	110	U	077SS-0002M-0001-SO	67	250	67	U	N/A	Yes
077SS-0001M-0001-SO	BIS(2-CHLOROETHYL) ETHER	13	UG/KG	410	13	U	077SS-0002M-0001-SO	8.2	250	8.2	U	N/A	Yes

Sample	Analyte	Result	Units	LOQ	LOD	Qual	Sample	Result	LOQ	LOD	Qual	RPD	W/In LOQ
077SS-0001M-0001-SO	BIS(2-CHLOROISOPROPYL) ETHER	110	UG/KG	410	110	U	077SS-0002M-0001-SO	67	250	67	U	N/A	Yes
077SS-0001M-0001-SO	BIS(2-ETHYLHEXYL) PHTHALATE	110	UG/KG	200	110	U	077SS-0002M-0001-SO	67	120	67	J	N/A	Yes
077SS-0001M-0001-SO	CARBAZOLE	110	UG/KG	200	110	U	077SS-0002M-0001-SO	67	120	67	U	N/A	Yes
077SS-0001M-0001-SO	CHRYSENE	66	UG/KG	27	13		077SS-0002M-0001-SO	57	17	8.2		N/A	Yes
077SS-0001M-0001-SO	DIBENZ(A,H)ANTHRACENE	13	UG/KG	27	13	U	077SS-0002M-0001-SO	8.2	17	8.2	U	N/A	Yes
077SS-0001M-0001-SO	DIBENZOFURAN	14	UG/KG	200	13	J	077SS-0002M-0001-SO	14	120	8.2		N/A	Yes
077SS-0001M-0001-SO	DIETHYL PHTHALATE	110	UG/KG	200	110	U	077SS-0002M-0001-SO	67	120	67	U	N/A	Yes
077SS-0001M-0001-SO	DIMETHYL PHTHALATE	110	UG/KG	200	110	U	077SS-0002M-0001-SO	67	120	67	U	N/A	Yes
077SS-0001M-0001-SO	DI-N-BUTYL PHTHALATE	110	UG/KG	200	110	U	077SS-0002M-0001-SO	67	120	67	U	N/A	Yes
077SS-0001M-0001-SO	DI-N-OCTYLPHTHALATE	110	UG/KG	200	110	U	077SS-0002M-0001-SO	67	120	67	U	N/A	Yes
077SS-0001M-0001-SO	FLUORANTHENE	120	UG/KG	27	13		077SS-0002M-0001-SO	99	17	8.2		N/A	Yes
077SS-0001M-0001-SO	FLUORENE	13	UG/KG	27	13	U	077SS-0002M-0001-SO	9.6	17	8.2		N/A	Yes
077SS-0001M-0001-SO	HEXACHLOROBENZENE	13	UG/KG	27	13	U	077SS-0002M-0001-SO	8.2	17	8.2	U	N/A	Yes
077SS-0001M-0001-SO	HEXACHLOROBUTADIENE	110	UG/KG	200	110	U	077SS-0002M-0001-SO	67	120	67	U	N/A	Yes
077SS-0001M-0001-SO	HEXACHLOROCYCLOPENTADIENE	110	UG/KG	1300	110	U	077SS-0002M-0001-SO	67	820	67	U	N/A	Yes
077SS-0001M-0001-SO	HEXACHLOROETHANE	110	UG/KG	200	110	U	077SS-0002M-0001-SO	67	120	67	U	N/A	Yes
077SS-0001M-0001-SO	Indeno[1,2,3-cd]pyrene	55	UG/KG	27	13		077SS-0002M-0001-SO	44	17	8.2		N/A	Yes
077SS-0001M-0001-SO	ISOPHORONE	110	UG/KG	200	110	U	077SS-0002M-0001-SO	67	120	67	U	N/A	Yes
077SS-0001M-0001-SO	NAPHTHALENE	44	UG/KG	27	13		077SS-0002M-0001-SO	54	17	8.2		N/A	Yes
077SS-0001M-0001-SO	NITROBENZENE	13	UG/KG	410	13	U	077SS-0002M-0001-SO	8.2	250	8.2	U	N/A	Yes
077SS-0001M-0001-SO	N-NITROSODI-N-PROPYLAMINE	110	UG/KG	200	110	U	077SS-0002M-0001-SO	67	120	67	U	N/A	Yes
077SS-0001M-0001-SO	N-NITROSODIPHENYLAMINE	110	UG/KG	200	110	R	077SS-0002M-0001-SO	67	120	67	U	N/A	N/A
077SS-0001M-0001-SO	PENTACHLOROPHENOL	320	UG/KG	610	320	U	077SS-0002M-0001-SO	200	370	200	U	N/A	Yes
077SS-0001M-0001-SO	PHENANTHRENE	77	UG/KG	27	13		077SS-0002M-0001-SO	64	17	8.2		N/A	Yes
077SS-0001M-0001-SO	PHENOL	110	UG/KG	200	110	U	077SS-0002M-0001-SO	67	120	67	U	N/A	Yes
077SS-0001M-0001-SO	PYRENE	95	UG/KG	27	13		077SS-0002M-0001-SO	74	17	8.2		N/A	Yes
077SS-0001M-0001-SO	NITROGUANIDINE	0.04	MG/KG	0.25	0.04	U	077SS-0002M-0001-SO	0.055	0.24	0.039	J	N/A	Yes

Sample	Analyte	Result	Units	LOQ	LOD	Qual	Sample	Result	LOQ	LOD	Qual	RPD	W/In LOQ
083SB-0005M-0001-SO	NITROCELLULOSE	100	mg/kg	200	100	U	083SB-0006M-0001-SO	100	200	100	U	N/A	Yes
083SB-0005M-0001-SO	1,3,5-TRINITROBENZENE	0.3	mg/kg	0.5	0.3	U	083SB-0006M-0001-SO	0.3	0.5	0.3	U	N/A	Yes
083SB-0005M-0001-SO	1,3-DINITROBENZENE	0.2	mg/kg	0.3	0.2	U	083SB-0006M-0001-SO	0.2	0.3	0.2	U	N/A	Yes
083SB-0005M-0001-SO	2,4,6-TRINITROTOLUENE	0.2	mg/kg	0.5	0.2	U	083SB-0006M-0001-SO	0.2	0.5	0.2	U	N/A	Yes
083SB-0005M-0001-SO	2,4-DINITROTOLUENE	0.2	mg/kg	0.3	0.2	R	083SB-0006M-0001-SO	0.2	0.3	0.2	U	N/A	N/A
083SB-0005M-0001-SO	2,6-DINITROTOLUENE	0.2	mg/kg	0.3	0.2	R	083SB-0006M-0001-SO	0.2	0.3	0.2	U	N/A	N/A
083SB-0005M-0001-SO	2-AMINO-4,6-DINITROTOLUENE	0.2	mg/kg	0.3	0.2	U	083SB-0006M-0001-SO	0.2	0.3	0.2	U	N/A	Yes
083SB-0005M-0001-SO	2-NITROTOLUENE	0.2	mg/kg	0.3	0.2	UJ	083SB-0006M-0001-SO	0.2	0.3	0.2	U	N/A	Yes
083SB-0005M-0001-SO	3,5-DINITROANILINE	0.2	mg/kg	0.3	0.2	R	083SB-0006M-0001-SO	0.2	0.3	0.2	U	N/A	N/A
083SB-0005M-0001-SO	3-NITROTOLUENE	0.3	mg/kg	0.5	0.3	U	083SB-0006M-0001-SO	0.3	0.5	0.3	U	N/A	Yes
083SB-0005M-0001-SO	4-AMINO-2,6-DINITROTOLUENE	0.2	mg/kg	0.3	0.2	UJ	083SB-0006M-0001-SO	0.2	0.3	0.2	U	N/A	Yes
083SB-0005M-0001-SO	4-NITROTOLUENE	0.2	mg/kg	0.5	0.2	U	083SB-0006M-0001-SO	0.2	0.5	0.2	U	N/A	Yes
083SB-0005M-0001-SO	HMX	0.3	mg/kg	0.5	0.3	U	083SB-0006M-0001-SO	0.3	0.5	0.3	U	N/A	Yes
083SB-0005M-0001-SO	NITROBENZENE	0.2	mg/kg	0.5	0.2	R	083SB-0006M-0001-SO	0.2	0.5	0.2	U	N/A	N/A
083SB-0005M-0001-SO	NITROGLYCERIN	1.2	mg/kg	2	1.2	U	083SB-0006M-0001-SO	1.2	2	1.2	U	N/A	Yes
083SB-0005M-0001-SO	PETN	1.2	mg/kg	2	1.2	U	083SB-0006M-0001-SO	1.2	2	1.2	U	N/A	Yes
083SB-0005M-0001-SO	RDX	0.3	mg/kg	0.5	0.3	U	083SB-0006M-0001-SO	0.3	0.5	0.3	U	N/A	Yes
083SB-0005M-0001-SO	TETRYL	0.2	mg/kg	0.3	0.2	U	083SB-0006M-0001-SO	0.2	0.3	0.2	U	N/A	Yes
083SB-0005M-0001-SO	ALUMINUM	12500	mg/kg	1.2	0.62		083SB-0006M-0001-SO	10800	1.2	0.59		4	N/A
083SB-0005M-0001-SO	ANTIMONY	1.2	mg/kg	4.1	2.1	J-	083SB-0006M-0001-SO	1	4	2	J	N/A	Yes
083SB-0005M-0001-SO	ARSENIC	13.9	mg/kg	4.1	2.1	J-	083SB-0006M-0001-SO	12.6	4	2		N/A	Yes
083SB-0005M-0001-SO	BARIUM	78.1	mg/kg	0.26	0.13	J-	083SB-0006M-0001-SO	70.2	0.25	0.12		3	N/A
083SB-0005M-0001-SO	BERYLLIUM	0.68	mg/kg	0.21	0.062	J-	083SB-0006M-0001-SO	0.61	0.2	0.059		N/A	Yes
083SB-0005M-0001-SO	CADMIUM	0.1	mg/kg	0.21	0.1	UJ	083SB-0006M-0001-SO	0.046	0.2	0.099	J	N/A	Yes
083SB-0005M-0001-SO	CALCIUM	28900	mg/kg	7.3	3.6	J-	083SB-0006M-0001-SO	24400	6.9	3.5		4	N/A
083SB-0005M-0001-SO	CHROMIUM	18.3	mg/kg	0.73	0.36	J-	083SB-0006M-0001-SO	16.2	0.69	0.35		3	N/A
083SB-0005M-0001-SO	COBALT	11.8	mg/kg	1.2	0.62	J-	083SB-0006M-0001-SO	11	1.2	0.59		2	N/A
083SB-0005M-0001-SO	COPPER	21.3	mg/kg	2.1	1	J-	083SB-0006M-0001-SO	19.9	2	0.99		2	N/A
083SB-0005M-0001-SO	IRON	27200	mg/kg	9.3	4.7		083SB-0006M-0001-SO	23800	8.9	4.5		3	N/A
083SB-0005M-0001-SO	LEAD	11.8	mg/kg	1.3	0.65	J-	083SB-0006M-0001-SO	10.8	1.2	0.62		2	N/A
083SB-0005M-0001-SO	MAGNESIUM	7530	mg/kg	4.1	2.1	J-	083SB-0006M-0001-SO	6660	4	2		3	N/A
083SB-0005M-0001-SO	MANGANESE	428	mg/kg	0.78	0.39		083SB-0006M-0001-SO	380	0.74	0.37		3	N/A
083SB-0005M-0001-SO	NICKEL	29.2	mg/kg	0.62	0.31	J-	083SB-0006M-0001-SO	27	0.59	0.3		2	N/A
083SB-0005M-0001-SO	POTASSIUM	1300	mg/kg	68	34		083SB-0006M-0001-SO	1250	65	33		1	N/A
083SB-0005M-0001-SO	SELENIUM	0.24	mg/kg	0.41	0.24	UJ	083SB-0006M-0001-SO	0.2	0.4	0.2	U	N/A	Yes

Sample	Analyte	Result	Units	LOQ	LOD	Qual	Sample	Result	LOQ	LOD	Qual	RPD	W/In LOQ
083SB-0005M-0001-SO	SILVER	0.12	mg/kg	0.1	0.12	UJ	083SB-0006M-0001-SO	0.05	0.099	0.05	U	N/A	Yes
083SB-0005M-0001-SO	SODIUM	55.2	mg/kg	25	12		083SB-0006M-0001-SO	53.7	24	12		N/A	Yes
083SB-0005M-0001-SO	THALLIUM	0.79	mg/kg	2.5	1.2	UJ	083SB-0006M-0001-SO	0.24	0.48	0.24	U	N/A	Yes
083SB-0005M-0001-SO	VANADIUM	18.8	mg/kg	0.41	0.21	J-	083SB-0006M-0001-SO	16.7	0.4	0.2		3	N/A
083SB-0005M-0001-SO	ZINC	70.2	mg/kg	1.6	0.78	J-	083SB-0006M-0001-SO	64.1	1.5	0.74		2	N/A
083SB-0005M-0001-SO	MERCURY	0.013	mg/kg	0.009	0.005	J+	083SB-0006M-0001-SO	0.012	0.009	0.004		N/A	Yes
083SB-0005M-0001-SO	1,1,1-TRICHLOROETHANE	0.9	ug/kg	1.8	0.9	U	083SB-0006M-0001-SO	0.91	1.8	0.91	U	N/A	Yes
083SB-0005M-0001-SO	1,1,2,2-TETRACHLOROETHANE	0.9	ug/kg	1.8	0.9	U	083SB-0006M-0001-SO	0.91	1.8	0.91	U	N/A	Yes
083SB-0005M-0001-SO	1,1,2-TRICHLOROETHANE	0.9	ug/kg	1.8	0.9	U	083SB-0006M-0001-SO	0.91	1.8	0.91	U	N/A	Yes
083SB-0005M-0001-SO	1,1-DICHLOROETHANE	0.9	ug/kg	1.8	0.9	U	083SB-0006M-0001-SO	0.91	1.8	0.91	U	N/A	Yes
083SB-0005M-0001-SO	1,1-DICHLOROETHENE	0.9	ug/kg	1.8	0.9	U	083SB-0006M-0001-SO	0.91	1.8	0.91	U	N/A	Yes
083SB-0005M-0001-SO	1,2-DIBROMOETHANE	0.9	ug/kg	1.8	0.9	U	083SB-0006M-0001-SO	0.91	1.8	0.91	U	N/A	Yes
083SB-0005M-0001-SO	1,2-DICHLOROETHANE	0.9	ug/kg	1.8	0.9	U	083SB-0006M-0001-SO	0.91	1.8	0.91	U	N/A	Yes
083SB-0005M-0001-SO	1,2-Dichloroethene, Total	0.9	ug/kg	1.8	0.9	U	083SB-0006M-0001-SO	0.91	1.8	0.91	U	N/A	Yes
083SB-0005M-0001-SO	1,2-DICHLOROPROPANE	0.9	ug/kg	1.8	0.9	U	083SB-0006M-0001-SO	0.91	1.8	0.91	U	N/A	Yes
083SB-0005M-0001-SO	2-BUTANONE (MEK)	9	ug/kg	18	9	U	083SB-0006M-0001-SO	9.1	18	9.1	U	N/A	Yes
083SB-0005M-0001-SO	2-HEXANONE	18	ug/kg	36	18	U	083SB-0006M-0001-SO	18	36	18	U	N/A	Yes
083SB-0005M-0001-SO	4-Methyl-2-pentanone (MIBK)	9	ug/kg	18	9	U	083SB-0006M-0001-SO	9.1	18	9.1	U	N/A	Yes
083SB-0005M-0001-SO	ACETONE	9	ug/kg	18	9	U	083SB-0006M-0001-SO	9.1	18	9.1	U	N/A	Yes
083SB-0005M-0001-SO	BENZENE	0.9	ug/kg	1.8	0.9	U	083SB-0006M-0001-SO	0.91	1.8	0.91	U	N/A	Yes
083SB-0005M-0001-SO	BROMOCHLOROMETHANE	0.9	ug/kg	1.8	0.9	U	083SB-0006M-0001-SO	0.91	1.8	0.91	U	N/A	Yes
083SB-0005M-0001-SO	BROMODICHLOROMETHANE	0.9	ug/kg	1.8	0.9	U	083SB-0006M-0001-SO	0.91	1.8	0.91	U	N/A	Yes
083SB-0005M-0001-SO	BROMOFORM	0.9	ug/kg	1.8	0.9	U	083SB-0006M-0001-SO	0.91	1.8	0.91	U	N/A	Yes
083SB-0005M-0001-SO	BROMOMETHANE	0.9	ug/kg	1.8	0.9	U	083SB-0006M-0001-SO	0.91	1.8	0.91	U	N/A	Yes
083SB-0005M-0001-SO	CARBON DISULFIDE	1.8	ug/kg	3.6	1.8	U	083SB-0006M-0001-SO	1.8	3.6	1.8	U	N/A	Yes
083SB-0005M-0001-SO	CARBON TETRACHLORIDE	0.9	ug/kg	1.8	0.9	U	083SB-0006M-0001-SO	0.91	1.8	0.91	U	N/A	Yes
083SB-0005M-0001-SO	CHLOROBENZENE	0.9	ug/kg	1.8	0.9	U	083SB-0006M-0001-SO	0.91	1.8	0.91	U	N/A	Yes
083SB-0005M-0001-SO	CHLOROETHANE	0.9	ug/kg	1.8	0.9	UJ	083SB-0006M-0001-SO	0.91	1.8	0.91	U	N/A	Yes
083SB-0005M-0001-SO	CHLOROFORM	0.9	ug/kg	1.8	0.9	U	083SB-0006M-0001-SO	0.91	1.8	0.91	U	N/A	Yes
083SB-0005M-0001-SO	CHLOROMETHANE	0.9	ug/kg	1.8	0.9	U	083SB-0006M-0001-SO	0.91	1.8	0.91	U	N/A	Yes
083SB-0005M-0001-SO	CIS-1,2-DICHLOROETHYLENE	0.9	ug/kg	1.8	0.9	U	083SB-0006M-0001-SO	0.91	1.8	0.91	U	N/A	Yes
083SB-0005M-0001-SO	CIS-1,3-DICHLOROPROPENE	0.9	ug/kg	1.8	0.9	U	083SB-0006M-0001-SO	0.91	1.8	0.91	U	N/A	Yes
083SB-0005M-0001-SO	DIBROMOCHLOROMETHANE	0.9	ug/kg	1.8	0.9	U	083SB-0006M-0001-SO	0.91	1.8	0.91	U	N/A	Yes
083SB-0005M-0001-SO	ETHYLBENZENE	0.9	ug/kg	1.8	0.9	U	083SB-0006M-0001-SO	0.91	1.8	0.91	U	N/A	Yes
083SB-0005M-0001-SO	METHYLENE CHLORIDE	6.0	ug/kg	9	1.8	U	083SB-0006M-0001-SO	1.8	9.1	1.8	J	N/A	Yes
083SB-0005M-0001-SO	STYRENE	0.9	ug/kg	1.8	0.9	U	083SB-0006M-0001-SO	0.91	1.8	0.91	U	N/A	Yes

Sample	Analyte	Result	Units	LOQ	LOD	Qual	Sample	Result	LOQ	LOD	Qual	RPD	W/In LOQ
083SB-0005M-0001-SO	TETRACHLOROETHYLENE	0.9	ug/kg	1.8	0.9	U	083SB-0006M-0001-SO	0.91	1.8	0.91	U	N/A	Yes
083SB-0005M-0001-SO	TOLUENE	0.9	ug/kg	1.8	0.9	U	083SB-0006M-0001-SO	0.91	1.8	0.91	U	N/A	Yes
083SB-0005M-0001-SO	TRANS-1,2-DICHLOROETHENE	0.9	ug/kg	1.8	0.9	U	083SB-0006M-0001-SO	0.91	1.8	0.91	U	N/A	Yes
083SB-0005M-0001-SO	TRANS-1,3-DICHLOROPROPENE	0.9	ug/kg	1.8	0.9	U	083SB-0006M-0001-SO	0.91	1.8	0.91	U	N/A	Yes
083SB-0005M-0001-SO	TRICHLOROETHYLENE	0.9	ug/kg	1.8	0.9	U	083SB-0006M-0001-SO	0.91	1.8	0.91	U	N/A	Yes
083SB-0005M-0001-SO	VINYL CHLORIDE	0.9	ug/kg	1.8	0.9	U	083SB-0006M-0001-SO	0.91	1.8	0.91	U	N/A	Yes
083SB-0005M-0001-SO	XYLENES, TOTAL	1.8	ug/kg	3.6	1.8	U	083SB-0006M-0001-SO	1.8	3.6	1.8	U	N/A	Yes
083SB-0005M-0001-SO	1,2,4-TRICHLOROBENZENE	64	ug/kg	130	64	U	083SB-0006M-0001-SO	62	120	62	U	N/A	Yes
083SB-0005M-0001-SO	1,2-DICHLOROBENZENE	64	ug/kg	130	64	U	083SB-0006M-0001-SO	62	120	62	U	N/A	Yes
083SB-0005M-0001-SO	1,3-DICHLOROBENZENE	64	ug/kg	130	64	U	083SB-0006M-0001-SO	62	120	62	U	N/A	Yes
083SB-0005M-0001-SO	1,4-DICHLOROBENZENE	64	ug/kg	130	64	U	083SB-0006M-0001-SO	62	120	62	U	N/A	Yes
083SB-0005M-0001-SO	2,2'-OXYBIS(1-CHLORO)PROPANE	64	ug/kg	130	64	U	083SB-0006M-0001-SO	62	120	62	U	N/A	Yes
083SB-0005M-0001-SO	2,4,5-TRICHLOROPHENOL	320	ug/kg	640	320	U	083SB-0006M-0001-SO	310	620	310	U	N/A	Yes
083SB-0005M-0001-SO	2,4,6-TRICHLOROPHENOL	320	ug/kg	640	320	U	083SB-0006M-0001-SO	310	620	310	U	N/A	Yes
083SB-0005M-0001-SO	2,4-DICHLOROPHENOL	320	ug/kg	640	320	U	083SB-0006M-0001-SO	310	620	310	U	N/A	Yes
083SB-0005M-0001-SO	2,4-DIMETHYLPHENOL	320	ug/kg	640	320	U	083SB-0006M-0001-SO	310	620	310	U	N/A	Yes
083SB-0005M-0001-SO	2,4-DINITROPHENOL	320	ug/kg	1100	320	U	083SB-0006M-0001-SO	310	1000	310	U	N/A	Yes
083SB-0005M-0001-SO	2,4-DINITROTOLUENE	64	ug/kg	130	64	U	083SB-0006M-0001-SO	62	120	62	U	N/A	Yes
083SB-0005M-0001-SO	2,6-DINITROTOLUENE	64	ug/kg	130	64	U	083SB-0006M-0001-SO	62	120	62	U	N/A	Yes
083SB-0005M-0001-SO	2-CHLORONAPHTHALENE	64	ug/kg	130	64	U	083SB-0006M-0001-SO	62	120	62	U	N/A	Yes
083SB-0005M-0001-SO	2-CHLOROPHENOL	640	ug/kg	2100	640	U	083SB-0006M-0001-SO	620	2100	620	U	N/A	Yes
083SB-0005M-0001-SO	2-METHYLNAPHTHALENE	1.9	ug/kg	1.6	0.85		083SB-0006M-0001-SO	2	1.5	0.82		N/A	Yes
083SB-0005M-0001-SO	2-METHYLPHENOL	640	ug/kg	2100	640	U	083SB-0006M-0001-SO	620	2100	620	U	N/A	Yes
083SB-0005M-0001-SO	2-NITROANILINE	64	ug/kg	130	64	U	083SB-0006M-0001-SO	62	120	62	U	N/A	Yes
083SB-0005M-0001-SO	2-NITROPHENOL	320	ug/kg	1100	320	U	083SB-0006M-0001-SO	310	1000	310	U	N/A	Yes
083SB-0005M-0001-SO	3 & 4 Methylphenol	1100	ug/kg	3800	1100	U	083SB-0006M-0001-SO	1100	3700	1100	U	N/A	Yes
083SB-0005M-0001-SO	3,3'-DICHLOROBENZIDINE	160	ug/kg	530	160	U	083SB-0006M-0001-SO	150	520	150	U	N/A	Yes
083SB-0005M-0001-SO	3-NITROANILINE	64	ug/kg	130	64	U	083SB-0006M-0001-SO	62	120	62	U	N/A	Yes
083SB-0005M-0001-SO	4,6-DINITRO-2-METHYLPHENOL	320	ug/kg	1100	320	U	083SB-0006M-0001-SO	310	1000	310	U	N/A	Yes
083SB-0005M-0001-SO	4-BROMOPHENYL PHENYL ETHER	64	ug/kg	130	64	U	083SB-0006M-0001-SO	62	120	62	U	N/A	Yes
083SB-0005M-0001-SO	4-CHLORO-3-METHYLPHENOL	640	ug/kg	2100	640	U	083SB-0006M-0001-SO	620	2100	620	U	N/A	Yes
083SB-0005M-0001-SO	4-CHLOROANILINE	64	ug/kg	210	64	U	083SB-0006M-0001-SO	62	210	62	U	N/A	Yes
083SB-0005M-0001-SO	4-CHLOROPHENYL PHENYL ETHER	64	ug/kg	130	64	U	083SB-0006M-0001-SO	62	120	62	U	N/A	Yes
083SB-0005M-0001-SO	4-NITROANILINE	64	ug/kg	130	64	U	083SB-0006M-0001-SO	62	120	62	U	N/A	Yes
083SB-0005M-0001-SO	4-NITROPHENOL	640	ug/kg	2100	640	U	083SB-0006M-0001-SO	620	2100	620	U	N/A	Yes
083SB-0005M-0001-SO	ACENAPHTHENE	0.78	ug/kg	1.6	0.85	J	083SB-0006M-0001-SO	0.71	1.5	0.82	J	N/A	Yes

Sample	Analyte	Result	Units	LOQ	LOD	Qual	Sample	Result	LOQ	LOD	Qual	RPD	W/In LOQ
083SB-0005M-0001-SO	ACENAPHTHYLENE	0.85	ug/kg	1.6	0.85	U	083SB-0006M-0001-SO	0.82	1.5	0.82	U	N/A	Yes
083SB-0005M-0001-SO	ANTHRACENE	2.1	ug/kg	1.6	0.85		083SB-0006M-0001-SO	7.5	1.5	0.82		N/A	No
083SB-0005M-0001-SO	Benzo[a]anthracene	7.3	ug/kg	1.6	0.85		083SB-0006M-0001-SO	11	1.5	0.82		N/A	No
083SB-0005M-0001-SO	Benzo[a]pyrene	3.2	ug/kg	1.6	0.85		083SB-0006M-0001-SO	1.4	1.5	0.82	J	N/A	No
083SB-0005M-0001-SO	Benzo[b]fluoranthene	8.9	ug/kg	1.6	0.85		083SB-0006M-0001-SO	5.1	1.5	0.82		N/A	No
083SB-0005M-0001-SO	Benzo[g,h,i]perylene	0.85	ug/kg	1.6	0.85		083SB-0006M-0001-SO	3.8	1.5	0.82		N/A	No
083SB-0005M-0001-SO	Benzo[k]fluoranthene	1.9	ug/kg	1.6	0.85		083SB-0006M-0001-SO	0.98	1.5	0.82	J	N/A	Yes
083SB-0005M-0001-SO	BENZOIC ACID	1600	ug/kg	3200	1600	UJ	083SB-0006M-0001-SO	1500	3100	1500	U	N/A	Yes
083SB-0005M-0001-SO	BENZYL ALCOHOL	130	ug/kg	420	130	R	083SB-0006M-0001-SO	120	410	120	U	N/A	N/A
083SB-0005M-0001-SO	BENZYL BUTYL PHTHALATE	130	ug/kg	420	130	U	083SB-0006M-0001-SO	120	410	120	U	N/A	Yes
083SB-0005M-0001-SO	BIS(2-CHLOROETHOXY) METHANE	64	ug/kg	130	64	U	083SB-0006M-0001-SO	62	120	62	U	N/A	Yes
083SB-0005M-0001-SO	BIS(2-CHLOROETHYL) ETHER	64	ug/kg	130	64	U	083SB-0006M-0001-SO	62	120	62	U	N/A	Yes
083SB-0005M-0001-SO	CARBAZOLE	64	ug/kg	130	64	U	083SB-0006M-0001-SO	62	120	62	U	N/A	Yes
083SB-0005M-0001-SO	CHRYSENE	8.3	ug/kg	1.6	0.85		083SB-0006M-0001-SO	8.3	1.5	0.82		0	N/A
083SB-0005M-0001-SO	DIBENZ(A,H)ANTHRACENE	1.2	ug/kg	1.6	0.85	J	083SB-0006M-0001-SO	0.75	1.5	0.82	J	N/A	Yes
083SB-0005M-0001-SO	DIBENZOFURAN	64	ug/kg	130	64	U	083SB-0006M-0001-SO	62	120	62	U	N/A	Yes
083SB-0005M-0001-SO	DIETHYL PHTHALATE	130	ug/kg	420	130	U	083SB-0006M-0001-SO	120	410	120	U	N/A	Yes
083SB-0005M-0001-SO	DIMETHYL PHTHALATE	130	ug/kg	420	130	U	083SB-0006M-0001-SO	120	410	120	U	N/A	Yes
083SB-0005M-0001-SO	DI-N-BUTYL PHTHALATE	130	ug/kg	420	130	U	083SB-0006M-0001-SO	120	410	120	U	N/A	Yes
083SB-0005M-0001-SO	DI-N-OCTYLPHTHALATE	64	ug/kg	210	64	U	083SB-0006M-0001-SO	62	210	62	U	N/A	Yes
083SB-0005M-0001-SO	FLUORANTHENE	10	ug/kg	1.6	0.85		083SB-0006M-0001-SO	4.1	1.5	0.82		N/A	No
083SB-0005M-0001-SO	FLUORENE	0.93	ug/kg	1.6	0.85	J	083SB-0006M-0001-SO	0.74	1.5	0.82	J	N/A	Yes
083SB-0005M-0001-SO	HEXACHLOROBENZENE	64	ug/kg	130	64	U	083SB-0006M-0001-SO	62	120	62	U	N/A	Yes
083SB-0005M-0001-SO	HEXACHLOROBUTADIENE	130	ug/kg	420	130	U	083SB-0006M-0001-SO	120	410	120	U	N/A	Yes
083SB-0005M-0001-SO	HEXACHLOROCYCLOPENTADIENE	64	ug/kg	210	64	UJ	083SB-0006M-0001-SO	62	210	62	U	N/A	Yes
083SB-0005M-0001-SO	HEXACHLOROETHANE	64	ug/kg	130	64	U	083SB-0006M-0001-SO	62	120	62	U	N/A	Yes
083SB-0005M-0001-SO	Indeno[1,2,3-cd]pyrene	3.6	ug/kg	1.6	0.85		083SB-0006M-0001-SO	1.8	1.5	0.82		N/A	No
083SB-0005M-0001-SO	ISOPHORONE	64	ug/kg	210	64	U	083SB-0006M-0001-SO	62	210	62	U	N/A	Yes
083SB-0005M-0001-SO	NAPHTHALENE	2	ug/kg	1.6	0.85		083SB-0006M-0001-SO	2.6	1.5	0.82		N/A	Yes
083SB-0005M-0001-SO	NITROBENZENE	64	ug/kg	210	64	U	083SB-0006M-0001-SO	62	210	62	U	N/A	Yes
083SB-0005M-0001-SO	N-NITROSODI-N-PROPYLAMINE	130	ug/kg	420	130	U	083SB-0006M-0001-SO	120	410	120	U	N/A	Yes
083SB-0005M-0001-SO	N-NITROSODIPHENYLAMINE	130	ug/kg	250	130	U	083SB-0006M-0001-SO	120	250	120	U	N/A	Yes
083SB-0005M-0001-SO	PENTACHLOROPHENOL	320	ug/kg	1100	320	U	083SB-0006M-0001-SO	310	1000	310	U	N/A	Yes
083SB-0005M-0001-SO	PHENANTHRENE	11	ug/kg	1.6	0.85		083SB-0006M-0001-SO	7.7	1.5	0.82		9	N/A
083SB-0005M-0001-SO	PHENOL	320	ug/kg	640	320	U	083SB-0006M-0001-SO	310	620	310	U	N/A	Yes
083SB-0005M-0001-SO	PYRENE	8.1	ug/kg	1.6	0.85		083SB-0006M-0001-SO	3.6	1.5	0.82		N/A	No

Sample	Analyte	Result	Units	LOQ	LOD	Qual	Sample	Result	LOQ	LOD	Qual	RPD	W/In LOQ
083SB-0005M-0001-SO	NITROGUANIDINE	0.12	mg/kg	0.25	0.12	U	083SB-0006M-0001-SO	0.12	0.25	0.12	U	N/A	Yes

APPENDIX D

Validator Checklists

NITROAROMATICS & NITRAMINE DATA ANALYSIS (EXPLOSIVE RESIDUES) CHECKLIST

07055-0006M -0001-SO +prop -6

0705B-044M-0001-SO -3

Project Name: RVAAP CR Site 70

Laboratory: TA

Batch Number(s): _____

Sample Delivery Group: 240-17230, 18581-1

	Yes	No
1. Holding Time: Were samples analyzed within holding time?	[N]	[ ]
2. Initial Calibration:		
• Did the initial calibration consist of five standards?	[N]	[ ]
• Did the RSD meet the criteria ≤ 20% for each individual Calibration Compound or r ≥ 0.99?	[ ]	[N]
• Was manual integration "M" performed? If the answer is "Yes", check for supporting documents.	[N]	[ ]
• Was the manual integration necessary?	[N]	[ ]
If the answer is "no", contact the laboratory inquiring about the reasons behind the manual integration, and **inform the District Chemist immediately if there were no valid reasons.**		
3. QCMDL:		
• Was MDL Check performed?	[ ]	[N]
4. QCMRL:		
• Were QC/MRL run at the beginning and end of every daily sequence or every 12 hours??	[N]	[ ]
• Was the percentage "D" for QC/MRL ≤ 30%?	[N]	[ ]
5. Initial Calibration Verification (ICV):	[N]	[ ]

	Yes	No
• Was the ICV made of a 2nd source?	[N]	[ ]
• Was the mid level (2nd source) recovery within 85 - 115%?		
6. Continuing Calibration Verification (CCV): {Daily calibration}		
• Was midpoint calibration standard conducted at the beginning of the day?	[N]	[ ]
• Was midpoint calibration standard conducted every ten samples or every twelve hours?	[N]	[ ]
• Was midpoint calibration standard conducted after the last sample of the day?	[N]	[ ]
• Did the CCV meet the minimum requirements (D ≤ 15% with a maximum D ≤ 20% for a specific compound if the mean D ≤ 15%)?	[N]	[ ]
7. Sample Analysis:		
• Was the RRT of an identified component within the retention time window created as SW-846 requires?	[N]	[ ]
• Were all identified hits, above the initial calibration curve, diluted and reanalyzed? N/A	[ ]	[ ]
• Were all identified hits confirmed on a second column?	[N]	[ ]
• Was RPD of target analyte confirmation ≤ 40? N/A	[ ]	[ ]
• Was there a shoulder on the 2,4,6-TNT peak? N/A	[ ]	[ ]
If the answer is "Yes", then tetryl decomposition is suspected. Peak height rather than peak area should be used for calculating TNT concentration. If teryl was identified in aqueous samples, was pH adjusted to <3? If the answer is "No", then check for tetryl decomposition, and qualify hits with **"J"** accordingly.	[ ]	[ ]
8. Sample Quality Control:		
• Method Blanks: Were target analytes ≤ 1/2 MRL?	[N]	[ ]
• LCS: Were the percent recoveries for LCS within the limits?	[N]	[ ]

	Yes	No
• MS/MSD: Were the percent recoveries within limits?	[ ]	[N]
Were the RPDs within control limits?		
• System Monitoring Compounds (Surrogates): Were surrogate recoveries within QC limits?	[N]	[ ]

9. Comments (attach additional sheets if necessary):

Validated/Reviewed by:

Signature: Patti Meeks Date: 3/12/13

Name: Patti Meeks

MS/D 0006M for Nitroguanidine w/in lab limits 72-121%
+ EX 4-amino ↑ 124/135% 80-125%
~~NG~~ NG ↓ 63/62 lab limits 76-116%
~~tetryl~~ ~~↓ 43/46~~ w/in QSM
~~044M for nitroguanidine - OK~~
~~EX - OK~~

8330B 1° ICAL RDX %RSD 20%
2NT 16%
} 006M + 044M

NITROAROMATICS & NITRAMINE DATA ANALYSIS (EXPLOSIVE RESIDUES) CHECKLIST

~~0835B-0005m-0001-~~
071SB-0017m-0001-50

Project Name: RVAAP OR Site 71

Laboratory: CT

Batch Number(s): _____

Sample Delivery Group: 99236

	Yes	No
1. Holding Time: Were samples analyzed within holding time?	[✓]	[ ]
2. Initial Calibration:		
• Did the initial calibration consist of five standards?	[✓]	[ ]
• Did the RSD meet the criteria ≤ 20% for each individual Calibration Compound or r ≥ 0.99?	[✓]	[ ]
• Was manual integration "M" performed? If the answer is "Yes", check for supporting documents.	[✓]	[ ]
• Was the manual integration necessary?	[✓]	[ ]
If the answer is "no", contact the laboratory inquiring about the reasons behind the manual integration, and **inform the District Chemist immediately if there were no valid reasons.**		
3. QCMDL:		
• Was MDL Check performed?	[✓]	[ ] all detected
4. QCMRL:		
• Were QC/MRL run at the beginning and end of every daily sequence or every 12 hours??	[✓]	[ ]
• Was the percentage "D" for QC/MRL ≤ 30%?	[ ]	[✓]
5. Initial Calibration Verification (ICV):	[✓]	[ ]

	Yes	No
• Was the ICV made of a 2nd source?	[✓]	[ ]
• Was the mid level (2nd source) recovery within 85 - 115%?		
6. Continuing Calibration Verification (CCV): {Daily calibration}		
• Was midpoint calibration standard conducted at the beginning of the day?	[✓]	[ ]
• Was midpoint calibration standard conducted every ten samples or every twelve hours?	[✓]	[ ]
• Was midpoint calibration standard conducted after the last sample of the day?	[ ]	[ ]
• Did the CCV meet the minimum requirements (D ≤ 15% with a maximum D ≤ 20% for a specific compound if the mean D ≤ 15%)?	[✓]	[ ]
7. Sample Analysis:		
• Was the RRT of an identified component within the retention time window created as SW-846 requires? no detects	[ ]	[ ]
• Were all identified hits, above the initial calibration curve, diluted and reanalyzed?	[ ]	[ ]
• Were all identified hits confirmed on a second column?	[ ]	[ ]
• Was RPD of target analyte confirmation ≤ 40?	[ ]	[ ]
• Was there a shoulder on the 2,4,6-TNT peak?	[ ]	[ ]
If the answer is "Yes", then tetryl decomposition is suspected. Peak height rather than peak area should be used for calculating TNT concentration. If teryl was identified in aqueous samples, was pH adjusted to <3? If the answer is "No", then check for tetryl decomposition, and qualify hits with **"J"** accordingly.	[ ]	[ ]
8. Sample Quality Control:		
• Method Blanks: Were target analytes ≤ 1/2 MRL?	[✓]	[ ]
• LCS: Were the percent recoveries for LCS within the limits?	[✓]	[ ]

	Yes	No
• MS/MSD: Were the percent recoveries within limits? none	[ ]	[ ]
Were the RPDs within control limits?		
• System Monitoring Compounds (Surrogates): Were surrogate recoveries within QC limits?	[N]	[ ]

9. Comments (attach additional sheets if necessary):

Validated/Reviewed by:

Signature: Patti Meeks Date: 4/7/14

Name: Patti Meeks

MRL 8/27 9:49
4-amino 68%/60% (8/27 19:36)
2-NT 57%

3,5 DNA not usual analyte
MDL 0.044

NITROAROMATICS & NITRAMINE DATA ANALYSIS (EXPLOSIVE RESIDUES) CHECKLIST

0725B-6014-0001

Project Name: RVAAP GSR Site 72

Laboratory: TA - N Canton

Batch Number(s): _____

Sample Delivery Group: 24048297

	Yes	No
1. Holding Time: Were samples analyzed within holding time?	[N]	[ ]
2. Initial Calibration:		
• Did the initial calibration consist of five standards?	[N]	[ ]
• Did the RSD meet the criteria ≤ 20% for each individual Calibration Compound or r ≥ 0.99?	[ ]	[N]
• Was manual integration "M" performed? If the answer is "Yes", check for supporting documents.	[N]	[ ]
• Was the manual integration necessary?	[N]	[ ]
If the answer is "no", contact the laboratory inquiring about the reasons behind the manual integration, and **inform the District Chemist immediately if there were no valid reasons.**		
3. QCMDL:		
• Was MDL Check performed?	[ ]	[N]
4. QCMRL:		
• Were QC/MRL run at the beginning and end of every daily sequence or every 12 hours??	[N]	[ ]
• Was the percentage "D" for QC/MRL ≤ 30%?	[NA]	[N]
5. Initial Calibration Verification (ICV):	[N]	[ ]

- Was the ICV made of a 2nd source? [ ] [ ]

- Was the mid level (2nd source) recovery within 85 - 115%?

6. Continuing Calibration Verification (CCV):
   {Daily calibration}
   - Was midpoint calibration standard conducted at the beginning of the day? [ ] [ ]
   - Was midpoint calibration standard conducted every ten samples or every twelve hours? [ ] [ ]
   - Was midpoint calibration standard conducted after the last sample of the day? [ ] [ ]
   - Did the CCV meet the minimum requirements (D ≤ 15% with a maximum D ≤ 20% for a specific compound if the mean D ≤ 15%)? [ ] [ ]

7. Sample Analysis:
   - Was the RRT of an identified component within the retention time window created as SW-846 requires? N/A [ ] [ ]
   - Were all identified hits, above the initial calibration curve, diluted and reanalyzed? [ ] [ ]
   - Were all identified hits confirmed on a second column? [ ] [ ]
   - Was RPD of target analyte confirmation ≤ 40? [ ] [ ]
   - Was there a shoulder on the 2,4,6-TNT peak? [ ] [ ]

   If the answer is "Yes", then tetryl decomposition is suspected. Peak height rather than peak area should be used for calculating TNT concentration. If teryl was identified in aqueous samples, was pH adjusted to <3? [ ] [ ]
   If the answer is "No", then check for tetryl decomposition, and qualify hits with **"J"** accordingly.

8. Sample Quality Control:
   - Method Blanks: Were target analytes ≤ 1/2 MRL? [ ] [ ]
   - LCS: Were the percent recoveries for LCS within the limits? [ ] [ ]

	Yes	No
• MS/MSD: Were the percent recoveries within limits? none	[ ]	[ ]
Were the RPDs within control limits? ↓		
• System Monitoring Compounds (Surrogates): Were surrogate recoveries within QC limits?	[✓]	[ ]

9. Comments (attach additional sheets if necessary):

Validated/Reviewed by:

Signature: Patti Meeks Date: 3/24/14

Name: Patti Meeks

8330 1° %RSD
20% RDX
16% 2-NT

Nitrocell
ICV 42% but ND

NITROAROMATICS & NITRAMINE DATA ANALYSIS (EXPLOSIVE RESIDUES) CHECKLIST

G75SD-0002-0001-SD

Project Name: RVAAP CR Site 75

Laboratory: TA N Canton

Batch Number(s): _____

Sample Delivery Group: 240-17467-1

	Yes	No
1. Holding Time: Were samples analyzed within holding time?	[✓]	[ ]
2. Initial Calibration:		
• Did the initial calibration consist of five standards?	[✓]	[ ]
• Did the RSD meet the criteria ≤ 20% for each individual Calibration Compound or r ≥ 0.99?	[ ]	[✓]
• Was manual integration "M" performed? If the answer is "Yes", check for supporting documents.	[✓]	[ ]
• Was the manual integration necessary?	[✓]	[ ]
If the answer is "no", contact the laboratory inquiring about the reasons behind the manual integration, and **inform the District Chemist immediately if there were no valid reasons.**		
3. QCMDL:		
• Was MDL Check performed?	[ ]	[✓]
4. QCMRL:		
• Were QC/MRL run at the beginning and end of every daily sequence or every 12 hours??	[✓]	[ ]
• Was the percentage "D" for QC/MRL ≤ 30%?	[✓]	[ ]
5. Initial Calibration Verification (ICV):	[✓]	[ ]

	Yes	No
• Was the ICV made of a 2nd source?	[ ]	[ ]
• Was the mid level (2nd source) recovery within 85 - 115%?		
6. Continuing Calibration Verification (CCV): {Daily calibration}		
• Was midpoint calibration standard conducted at the beginning of the day?	[ ]	[ ]
• Was midpoint calibration standard conducted every ten samples or every twelve hours?	[ ]	[ ]
• Was midpoint calibration standard conducted after the last sample of the day?	[ ]	[ ]
• Did the CCV meet the minimum requirements (D ≤ 15% with a maximum D ≤ 20% for a specific compound if the mean D ≤ 15%)?	[ ]	[ ]
7. Sample Analysis:		
• Was the RRT of an identified component within the retention time window created as SW-846 requires?	[ ]	[ ]
• Were all identified hits, above the initial calibration curve, diluted and reanalyzed?	[ ]	[ ]
• Were all identified hits confirmed on a second column?	[ ]	[ ]
• Was RPD of target analyte confirmation ≤ 40?	[ ]	[ ]
• Was there a shoulder on the 2,4,6-TNT peak?	[ ]	[ ]
If the answer is "Yes", then tetryl decomposition is suspected. Peak height rather than peak area should be used for calculating TNT concentration. If teryl was identified in aqueous samples, was pH adjusted to <3? If the answer is "No", then check for tetryl decomposition, and qualify hits with **"J"** accordingly.	[ ]	[ ]
8. Sample Quality Control:		
• Method Blanks: Were target analytes ≤ 1/2 MRL?	[ ]	[ ]
• LCS: Were the percent recoveries for LCS within the limits?	[ ]	[ ]

	Yes	No
• MS/MSD: Were the percent recoveries within limits?	[ ]	~~[N]~~
Were the RPDs within control limits?		
• System Monitoring Compounds (Surrogates): Were surrogate recoveries within QC limits?	[ ]	~~[N]~~ ↑ but w/ NDs

9. Comments (attach additional sheets if necessary):

Validated/Reviewed by:

Signature: Patti Meeks

Date: 3/24/14

Name: Patti Meeks

Nitroguan MS/D
56/58% limits 72-121% "UJ"
EX MSD
~~HMX 79/78%~~ OK NG limits 76-116%
Ex conf surr 310% used for 216 + NB
Tetryl intercalum 105%
1° ICAL %RSD RDX = 20%
2-NT = 16%

NC ICV
187%
but ND
MS/D w/in 34-115

No custody seals
Temps OK
over-written, lined out, some initialed, none dated

NITROAROMATICS & NITRAMINE DATA ANALYSIS (EXPLOSIVE RESIDUES) CHECKLIST

07755-0001m-0001-S0

Project Name: RVAAP SR Site 77

Laboratory: TA-N Canton

Batch Number(s): _____

Sample Delivery Group: 240-17525

	Yes	No
1. Holding Time: Were samples analyzed within holding time?	[X]	[ ]
2. Initial Calibration:		
• Did the initial calibration consist of five standards?	[X]	[ ]
• Did the RSD meet the criteria ≤ 20% for each individual Calibration Compound or r ≥ 0.99?	[ ]	[X]
• Was manual integration "M" performed? If the answer is "Yes", check for supporting documents.	[X]	[ ]
• Was the manual integration necessary?	[ ]	[ ]
If the answer is "no", contact the laboratory inquiring about the reasons behind the manual integration, and **inform the District Chemist immediately if there were no valid reasons.**		
3. QCMDL:		
• Was MDL Check performed?	[ ]	[ ]
4. QCMRL:		
• Were QC/MRL run at the beginning and end of every daily sequence or every 12 hours??	[X]	[ ]
• Was the percentage "D" for QC/MRL ≤ 30%?	[X]	[ ]
5. Initial Calibration Verification (ICV):	[X]	[ ]

	Yes	No
• Was the ICV made of a 2nd source?	[✓]	[ ]
• Was the mid level (2nd source) recovery within 85 - 115%?		
6. Continuing Calibration Verification (CCV): {Daily calibration}		
• Was midpoint calibration standard conducted at the beginning of the day?	[✓]	[ ]
• Was midpoint calibration standard conducted every ten samples or every twelve hours?	[✓]	[ ]
• Was midpoint calibration standard conducted after the last sample of the day?	[✓]	[ ]
• Did the CCV meet the minimum requirements (D ≤ 15% with a maximum D ≤ 20% for a specific compound if the mean D ≤ 15%)?	[✓]	[ ]
7. Sample Analysis:		
• Was the RRT of an identified component within the retention time window created as SW-846 requires?	[ ] N/A	[ ]
• Were all identified hits, above the initial calibration curve, diluted and reanalyzed?	[ ]	[ ]
• Were all identified hits confirmed on a second column?	[ ]	[ ]
• Was RPD of target analyte confirmation ≤ 40?	[ ]	[ ]
• Was there a shoulder on the 2,4,6-TNT peak?	[ ]	[ ]
If the answer is "Yes", then tetryl decomposition is suspected. Peak height rather than peak area should be used for calculating TNT concentration. If teryl was identified in aqueous samples, was pH adjusted to <3? If the answer is "No", then check for tetryl decomposition, and qualify hits with **"J"** accordingly.	[ ]	[ ]
8. Sample Quality Control:		
• Method Blanks: Were target analytes ≤ 1/2 MRL?	[✓]	[ ]
• LCS: Were the percent recoveries for LCS within the limits?	[✓]	[ ]

	Yes	No
• MS/MSD: Were the percent recoveries within limits?	[ ]	[ ]
Were the RPDs within control limits?		
• System Monitoring Compounds (Surrogates): Were surrogate recoveries within QC limits?	[ ]	[ ]

9. Comments (attach additional sheets if necessary):

Validated/Reviewed by:

Signature: Patti Meek Date: 3/26/14

Name: Patti Meek

MS/D on 0001M

% RSD RDX (20%), 2-NT (16%)

Custody Seals used
0002m - no VO on COC - listed on sep
some T ↓ overwritten no init or date

VERSION 5
June 2002

U.S. Army Corps of Engineers Louisville District - LCG

NITROAROMATICS & NITRAMINE DATA ANALYSIS (EXPLOSIVE RESIDUES) CHECKLIST

083 SB-0005m-0001

Project Name: RVAAP CR Site 83

Laboratory: CT

Batch Number(s): _____

Sample Delivery Group: 9921

	Yes	No
1. Holding Time: Were samples analyzed within holding time?	[✓]	[ ]
2. Initial Calibration:		
• Did the initial calibration consist of five standards?	[✓]	[ ]
• Did the RSD meet the criteria ≤ 20% for each individual Calibration Compound or r ≥ 0.99?	[✓]	[ ]
• Was manual integration "M" performed? If the answer is "Yes", check for supporting documents.	[✓]	[ ]
• Was the manual integration necessary?	[✓]	[ ]
If the answer is "no", contact the laboratory inquiring about the reasons behind the manual integration, and **inform the District Chemist immediately if there were no valid reasons.**		
3. QCMDL:		
• Was MDL Check performed?	[✓]	[ ]
4. QCMRL:		
• Were QC/MRL run at the beginning and end of every daily sequence or every 12 hours??	[✓]	[ ]
• Was the percentage "D" for QC/MRL ≤ 30%?	[✓]	[ ]
5. Initial Calibration Verification (ICV):	[✓]	[ ]

	Yes	No
• Was the ICV made of a 2nd source?	[✓]	[ ]
• Was the mid level (2nd source) recovery within 85 - 115%?		
6. Continuing Calibration Verification (CCV): {Daily calibration}		
• Was midpoint calibration standard conducted at the beginning of the day?	[✓]	[ ]
• Was midpoint calibration standard conducted every ten samples or every twelve hours?	[✓]	[ ]
• Was midpoint calibration standard conducted after the last sample of the day?	[✓]	[ ]
• Did the CCV meet the minimum requirements (D ≤ 15% with a maximum D ≤ 20% for a specific compound if the mean D ≤ 15%)?	[✓]	[ ]
7. Sample Analysis:		
• Was the RRT of an identified component within the retention time window created as SW-846 requires? N/A	[ ]	[ ]
• Were all identified hits, above the initial calibration curve, diluted and reanalyzed?	[ ]	[ ]
• Were all identified hits confirmed on a second column?	[ ]	[ ]
• Was RPD of target analyte confirmation ≤ 40?	[ ]	[ ]
• Was there a shoulder on the 2,4,6-TNT peak?	[ ]	[ ]
If the answer is "Yes", then tetryl decomposition is suspected. Peak height rather than peak area should be used for calculating TNT concentration. If teryl was identified in aqueous samples, was pH adjusted to <3? If the answer is "No", then check for tetryl decomposition, and qualify hits with **"J"** accordingly.	[ ]	[ ]
8. Sample Quality Control:		
• Method Blanks: Were target analytes ≤ 1/2 MRL?	[✓]	[ ]
• LCS: Were the percent recoveries for LCS within the limits?	[✓]	[ ]

	Yes	No
• MS/MSD: Were the percent recoveries within limits? none	[ ]	[ ]
Were the RPDs within control limits?		
• System Monitoring Compounds (Surrogates): Were surrogate recoveries within QC limits?	[X]	[ ] 64% w/in lab 50-150% 125% w/in lab 74-134% NG

9. Comments (attach additional sheets if necessary):

Validated/Reviewed by:

Signature: Patti Meeks

Date: 3/31/14

Name: Patti Meeks

MRL 4-amino 68% + 60%
2-NT 57%

~~POLY CHLORINATED BIPHENYLS (PCB/AROCLORS)~~ Herbicides CHECKLIST

Project Name: RVAAP CR Site 70

Laboratory: TA - North Canton

Batch Number(s): 64956, 69221

Sample Delivery Group: 17230, 18581

	Yes	No
1. Holding Time:		
(a) Were samples extracted within holding time?	[✓]	[ ]
(b) Were samples analyzed within holding time?	[✓]	[ ]
2. Initial Calibration:		
• Did the initial calibration consist of five standards?	[✓]	[ ]
• ~~Did Aroclors 1016 and 1260 meet the~~ RSD ≤ 20% or the r ≥ 0.99?	[✓]	[ ]
• Was manual integration "M" performed? If the answer is "Yes", check for supporting documents.	[✓]	[ ]
• Was the manual integration necessary?	[✓]	[ ]
If the answer is "no", contact the laboratory inquiring about the reasons behind the manual integration, and **inform the District Chemist immediately if there were no valid reasons.**		
3. QCMDL:		
• Was MDL Check performed?	[ ]	[✓]
4. QCMRL:		
• Were QC/MRL run at the beginning and end of every daily sequence or every 12 hours??	[✓]	[ ]
• Was the QC/MRL between 70-130% R	[✓]	[✓]
5. Initial Calibration Verification (ICV):		
Is the mid level (2nd source) recovery within ~~85 - 115%~~ QSM ±20%?	[ ]	[ ]

	Yes	No
6. Continuing Calibration Verification (CCV):		
• Was CCV conducted every 12 hours?	[✓]	[ ]
• Was Drift or D ≤ 15% from the initial calibration with a maximum %D < 20% for a specific compound?	[✓]	[ ]
7. Sample Analysis:		
• Was the RRT of an identified component within the retention time window created as SW-846 requires?	[✓]	[ ]
• Were samples with levels higher than the calibration range (E), diluted and re-analyzed?	N/A [ ]	[ ]
• Were identified Aroclors confirmed on a second GC column?	[ ]	[ ]
• Were individual Aroclor standards used to determine the pattern of the peaks? (Individual Aroclors are 1221, 1232, 1242, 1248, and 1254. Both Aroclor 1016, and 1260 can be used from the mixed calibration standards.)	[ ]	[ ]
• Was RPD of target analyte conformation ≤ 40?	N/A [ ]	[ ]
8. Sample Quality Control:		
• Method Blanks: Were target analytes ≤ 1/2 MRL?	[✓]	[ ]
• LCS: Were the percent recoveries for LCS within the limits?	[✓]	[ ]
• MS/MSD: Were the percent recoveries within limits? see comments	[ ]	[✓]
Were the RPDs within control limits?	[✓]	[ ]
• System Monitoring Compounds (Surrogates): are surrogate recoveries within QC limits?	[✓]	[ ]

9. Comments (attach additional sheets if necessary):
See attached MRL and MS/SD qual. tables

Validated/Reviewed by:

Signature: M Calvin

Date: 3.18.2014

Name: L.S. Calvin

- MRL standard recoveries affecting sample data were within the reasonable control limit of ±30%, with exceptions noted in the table below. The sample results, all nondetects, were qualified as estimated, "UJ," and coded with a "C" qualification code.

Samples qualified for MRL %Recovery outliers		
Analyte	**%Recoveries**	**Qualified Samples**
MCPP	42% / 59%	070SS-0006M-0001-SO
MCPA	48% / 62%	
MCPP	53%	070SB-0044M-0001-SO
MCPA	56%	

- Blanks: The method blanks associated with the validated samples had no target compound detects above the control limit listed in the DoD QSM Table F-2 of one-half the RL.

- Blank Spikes and Laboratory Control Samples: Recoveries were within the control limits listed in DoD QSM Tables G-2 (poor performers) and G-9, or within laboratory-established control limits when no QSM limits were prescribed. Spiked analytes utilizing laboratory established control limits included dalapon (30-122%) and MCPA (25-132%). The reviewer noted MCPP and pentachlorophenol were not included in the LCS.

- Surrogate Recovery: Recoveries were within the laboratory-established control limits, as no QSM limits were prescribed.

- Matrix Spike/Matrix Spike Duplicate: MS/MSD analyses were performed on samples 070SS-0006M-0001-SO and 070SB-0044M-0001-SO. Recoveries affecting sample data were within the control limits listed in DoD QSM Tables G-2 (poor performers) and G-9, or within laboratory-established control limits when no QSM limits were prescribed (see Blank Spikes and Laboratory Control Samples section). Exceptions are noted in the table below. RPDs were within the control limit listed in the DoD QSM Table F-2 of ≤30%. The nondetected parent sample results for the outliers were qualified as estimated, "UJ," and coded with a "Q" qualification code.

Samples qualified for MS/MSD %Recovery outliers			
Analyte	**%Recoveries**	**Recovery Limits**	**Qualified Sample(s)**
Dicamba	45% / 51%	55-110%	070SS-0006M-0001-SO
Dichlorprop	57% / 66%	75-140%	

- Compound Identification: Compound identification was verified for the validated samples. Review of the sample chromatograms, standards, and retention times indicated no problems with target compound identification.

- Compound Quantification and Reported Detection Limits: Compound quantification was verified for the validated samples. The LOQs were supported by the low point of the

ICP METALS ANALYSIS ~~(6010)~~ 6020 + 7471A CHECKLIST

Project Name: RVAAP CR Site 70

Laboratory: TA North Canton

Batch Number(s): _____

Sample Delivery Group: 240-17230-1 and 240-18581-1

	Yes	No
1. Holding Time:		
• Were samples analyzed within holding time (6-Months)?	[✓]	[ ]
2. Initial Calibration:		
• Did the initial calibration consist of		
One calibration standard and a blank?	[✓]	[ ]
three calibration standards and a blank?	[ ]	[ ]
• Was R ≥ 0.995	[✓]	[ ]
3. QCMDL:		
• Was MDL Check performed?	[ ]	[✓]
QCMRL:		
• Were QC/MRL run at the beginning and end of every daily sequence or every 12 hours??	[✓]	[ ]
• Was the QC/MRL between 70-130% R?	[✓]	[ ]
Common Elements can be between the MRL and 2X MRL level (Fe, Al, Mg and Ca)	[✓]	[ ]
4. Initial Calibration Verification (ICV):		
• Is the mid level (2nd source) recovery within 90 - 110%?		
5. Initial Calibration Blank (ICP):		

	Yes	No
• Were analytes in the blank ≤ 1/2 MRL?	[ ]	[✓] but okay

6. Interelement Check Standard:

• Was ICS-A (interferents only) conducted at the beginning of analytical sequence?	[✓]	[ ]
• Was ICS-AB results within QC limits (80-120)?	[✓]	[ ]

7. Continuing calibration Blank (CCB):

• Was CCB conducted every 10 samples?	[✓]	[ ]
• Was CCB conducted at end of the analytical sequence?	[✓]	[ ]
• Were analytes ≤ 1/2 MRL?	[ ]	[✓] but okay

8. Continuing Calibration Verification (CCV):

• Was CCV conducted every 10 samples?	[✓]	[ ]
• Was CCV conducted at end of the analytical sequence?	[✓]	[ ]
• Was the %R between 90-110?	[✓]	[ ]

9. Sample Analysis:

• Were samples with levels higher than the calibration range (E), diluted and re-analyzed?	[✓] Mn (5x)	[ ]

10. Sample Quality Control:

• Method Blanks: Were target analytes ≤ 1/2 MRL?	[ ]	[✓] but okay
• LCS: Were the percent recoveries for LCS within the limits?	[✓]	[ ]
• MS: Were the percent recoveries within limits?	[ ]	[✓]
• MD: Were the RPDs within control limits?	[ ] N/A	[ ]

11. Serial Dilution:

• Was serial dilution (1:4) conducted when needed?	[✓]	[ ]

	Yes	No
• Was there an agreement between diluted and undiluted results (<10%)?	[ ]	[✓]

12. Method of Standard Addition (MSA):

• Was MSA performed on samples suspected of matrix effect (R ≥ 0.995)?	[ ] N/A	[ ]

13. Comments (attach additional sheets if necessary):

07055-0006M-0001-SO (0.66g : 0.1L and 1.08g : 0.1L)

0705B-044M-0001-SO (0.54g : 0.1L and 1.03g : 0.1L)

Tune RSD for ^{78}Se = 20.43%

Tune RSD for ^{137}Ba = 24.31%
^{138}Ba = 9.85%

Dup outliers: (Cr, 42%) (Cd, 41%) (Pb, 94%)

Se in ICSA at 1.15 µg/L

MS outliers: (Sb, 19%) (Cr, 72%) (K, 136%) (Se, 199%) (V, 130%)

SD outliers: (Cu, 15%) (Pb, 12%) (Ni, 11%)

Validated/Reviewed by:

Signature: [signature]

Date: 3/30/14

Name: Michael Cherny

ICP METALS ANALYSIS (6010)C CHECKLIST

Project Name: RVAAP Cr Site 71

Laboratory: CT Laboratories

Batch Number(s): _____

Sample Delivery Group: 99236

	Yes	No
1. Holding Time:		
• Were samples analyzed within holding time (6-Months)?	[✓]	[ ]
2. Initial Calibration:		
• Did the initial calibration consist of		
One calibration standard and a blank?	[✓]	[ ]
three calibration standards and a blank?	[✓]	[ ]
• Was R ≥ 0.995	[✓]	[ ]
3. QCMDL:		
• Was MDL Check performed?	[ ]	[✓]
QCMRL:		
• Were QC/MRL run at the beginning and end of every daily sequence or every 12 hours??	[✓]	[ ]
• Was the QC/MRL between 70-130% R?	[✓]	[ ]
Common Elements can be between the MRL and 2X MRL level (Fe, Al, Mg and Ca)	[✓]	[ ]
4. Initial Calibration Verification (ICV):		
• Is the mid level (2nd source) recovery within 90 - 110%?		
5. Initial Calibration Blank (ICP):		

	Yes	No
• Were analytes in the blank ≤ 1/2 MRL?	[✓]	[ ]

6. Interelement Check Standard:

• Was ICS-A (interferents only) conducted at the beginning of analytical sequence?	[✓]	[ ]
• Was ICS-AB results within QC limits (80-120)?	[✓]	[ ]

7. Continuing calibration Blank (CCB):

• Was CCB conducted every 10 samples?	[✓]	[ ]
• Was CCB conducted at end of the analytical sequence?	[✓]	[ ]
• Were analytes ≤ 1/2 MRL?	[✓]	[ ]

8. Continuing Calibration Verification (CCV):

• Was CCV conducted every 10 samples?	[✓]	[ ]
• Was CCV conducted at end of the analytical sequence?	[✓]	[ ]
• Was the %R between 90-110?	[✓]	[ ]

9. Sample Analysis:

• Were samples with levels higher than the calibration range (E), diluted and re-analyzed?	[✓] 5x	[ ]

10. Sample Quality Control:

• Method Blanks: Were target analytes ≤ 1/2 MRL?	[✓]	[ ]
• LCS: Were the percent recoveries for LCS within the limits?	[✓]	[ ]
• MS: Were the percent recoveries within limits?	[ ]	[✓]
• MD: Were the RPDs within control limits?	[✓]	[ ]

11. Serial Dilution:

• Was serial dilution (1:4) conducted when needed?	[✓]	[ ]

	Yes	No
• Was there an agreement between diluted and undiluted results (<10%)?	[✓]	[ ]

12. Method of Standard Addition (MSA):

• Was MSA performed on samples suspected of matrix effect (R ≥ 0.995)?	[ ] N/A	[ ]

13. Comments (attach additional sheets if necessary):

071SB-0018M-0001-SO 97.6% solid 5X dilution
071SB-0013M-0001-SO 97.5% solid .052 : 2.05g

MS/D outliers
-0003M-0001 (67%, 58%)
-0010M-0001 (57%, 60%)

PDS outliers
-0003M-0001 (74%)
-0010M-0001 (58%)

Validated/Reviewed by:

Signature: [signature] Date: 4/14/14

Name: Michael Cherny

ICP METALS ANALYSIS (6010) CHECKLIST

0725B-0001 (0.61:100, 1.16:100) 83.8%
0725B-0012 (0.66:100, 1.06:100) 88.8%
0725B-0014 (0.69:100, 1.13:100) 88.7%

Project Name: RVAAP CR Site 72

Laboratory: TA-N Canton

Batch Number(s): _____

Sample Delivery Group: 240-18297

	Yes	No
1. Holding Time:		
• Were samples analyzed within holding time (6-Months)?	[✓]	[ ]
2. Initial Calibration:		
• Did the initial calibration consist of		
One calibration standard and a blank?	[✓]	[ ]
three calibration standards and a blank?	[ ]	[ ]
• Was R ≥ 0.995	[✓]	[ ]
3. QCMDL:		
• Was MDL Check performed?	[ ]	[✓]
QCMRL:		
• Were QC/MRL run at the beginning and end of every daily sequence or every 12 hours??	[✓]	[ ]
• Was the QC/MRL between 70-130% R?	[✓]	[ ]
Common Elements can be between the MRL and 2X MRL level (Fe, Al, Mg and Ca)	[✓]	[ ]
4. Initial Calibration Verification (ICV):		
• Is the mid level (2nd source) recovery within 90 - 110%?	✓	
5. Initial Calibration Blank (ICP):		

	Yes	No
• Were analytes in the blank ≤ 1/2 MRL?	[ ]	[N] insuff
6. Interelement Check Standard:		
• Was ICS-A (interferents only) conducted at the beginning of analytical sequence?	[N]	[ ]
• Was ICS-AB results within QC limits (80-120)?	[N]	[ ]
7. Continuing calibration Blank (CCB):		
• Was CCB conducted every 10 samples?	[N]	[ ]
• Was CCB conducted at end of the analytical sequence?	[N]	[ ]
• Were analytes ≤ 1/2 MRL?	[ ]	[N] insuff
8. Continuing Calibration Verification (CCV):		
• Was CCV conducted every 10 samples?	[N]	[ ]
• Was CCV conducted at end of the analytical sequence?	[N]	[ ]
• Was the %R between 90-110?	[N]	[ ]
9. Sample Analysis:		
• Were samples with levels higher than the calibration range (E), diluted and re-analyzed? N/A	[ ]	[ ]
10. Sample Quality Control:		
• Method Blanks: Were target analytes ≤ 1/2 MRL?	PMA[N]	[N] insuff
• LCS: Were the percent recoveries for LCS within the limits?	[N]	[ ]
• MS: Were the percent recoveries within limits?	[ ]	[N]
• MD: Were the RPDs within control limits?	[ ]	[N]
11. Serial Dilution:		
• Was serial dilution (1:4) conducted when needed?	[N]	[ ]

	Yes	No
• Was there an agreement between diluted and undiluted results (<10%)?	~~[ ]~~	[ ]

12. Method of Standard Addition (MSA):

• Was MSA performed on samples suspected of matrix effect (R ≥ 0.995)?	[ ]	[ ]

N/A

13. Comments (attach additional sheets if necessary):

K(55), Se(68)

MS/~~D~~ 0725B-0001 As (77), Ba (127), Be (79), Ca (298), Cd (79), Ni (69), Sb (24)
0725B-0012 Be (78), Cu (123), Pb (122), Sb (18), ~~K~~ (71), Se (74)
PDS - " OK
Dup 0725B-0001 Ca (28)
0725B-0012 As (29)

SD " OK

~~MB + Se = -0.983 u -0.0983 mg/kg J-~~

TCLA - insoff

Validated/Reviewed by:

Signature: Patti Meek Date: 3/25/14

Name: Patti Meek

ICP METALS ANALYSIS (~~6010~~) 6020 + 7471A CHECKLIST

Project Name: RVAAP CR Site 72

Laboratory: TA North Canton

Batch Number(s): _____

Sample Delivery Group: 240-18441-1, 240-18449-1 and 240-18544-1

	Yes	No
1. Holding Time:		
• Were samples analyzed within holding time (6-Months)?	[✓]	[ ]
2. Initial Calibration:		
• Did the initial calibration consist of		
One calibration standard and a blank?	[✓]	[ ]
three calibration standards and a blank?	[ ]	[ ]
• Was R ≥ 0.995	[✓]	[ ]
3. QCMDL:		
• Was MDL Check performed?	[ ]	[✓]
QCMRL:		
• Were QC/MRL run at the beginning and end of every daily sequence or every 12 hours??	[✓]	[ ]
• Was the QC/MRL between 70-130% R? Common Elements can be between the MRL and 2X MRL level (Fe, Al, Mg and Ca)	[✓]	[ ]
4. Initial Calibration Verification (ICV):		
• Is the mid level (2nd source) recovery within 90 - 110%?	[✓]	[ ]
5. Initial Calibration Blank (ICP):		

	Yes	No
• Were analytes in the blank ≤ 1/2 MRL?	[✓]	[ ]

6. Interelement Check Standard:

• Was ICS-A (interferents only) conducted at the beginning of analytical sequence?	[✓]	[ ]
• Was ICS-AB results within QC limits (80-120)?	[✓]	[ ]

7. Continuing calibration Blank (CCB):

• Was CCB conducted every 10 samples?	[✓]	[ ]
• Was CCB conducted at end of the analytical sequence?	[✓]	[ ]
• Were analytes ≤ 1/2 MRL?	[ ]	[✓] but okay

8. Continuing Calibration Verification (CCV):

• Was CCV conducted every 10 samples?	[✓]	[ ]
• Was CCV conducted at end of the analytical sequence?	[✓]	[ ]
• Was the %R between 90-110?	[✓]	[ ]

9. Sample Analysis:

• Were samples with levels higher than the calibration range (E), diluted and re-analyzed?	[ ] N/A	[ ]

10. Sample Quality Control:

• Method Blanks: Were target analytes ≤ 1/2 MRL?	[ ]	[✓] but okay
• LCS: Were the percent recoveries for LCS within the limits?	[✓]	[ ]
• MS: Were the percent recoveries within limits?	[ ]	[✓]
• MD: Were the RPDs within control limits?	[ ] N/A	[ ]

11. Serial Dilution:

• Was serial dilution (1:4) conducted when needed?	[✓]	[ ]

	Yes	No
• Was there an agreement between diluted and undiluted results (<10%)?	[ ]	[✓]

12. Method of Standard Addition (MSA):

• Was MSA performed on samples suspected of matrix effect (R ≥ 0.995)?	[ ] N/A	[ ]

13. Comments (attach additional sheets if necessary):

—SDG 240-18441-1 072SB-0026-0001-SO
.64g : .1L : 1.03g 96.8% solid
Tune RSD for ^{137}Ba = 35.981%
ICSA detects: Cd @ 0.315 µg/L
As @ 0.098 µg/L MS outliers: (As, 69%) (Ca, 74%) (Cu, 75%) (Sb, 20%) * (Tl, 75%) (Se, 73%)
SD outliers: (Zn, 11%)

—SDG 240-18449-1
072SB-0039-0001-SO
.61g : .1L : 1.07g 83.7% solid
Same ICSA detects ↑ Same Tune RSD ↑
Dup outlier: (K, 24%) MS outliers: (As, 64%) (Ba, 32%)
↳ Lanson: (Be, 76%) (Cr, 73%)
072SB-0035-0001 (Ni, 79%) (Pb, 159%)
* (Sb, 23%) (U, 61%)
(K, 5%) (Se, 68%)

(see next page)

Validated/Reviewed by:

Signature: [signature] Date: 4/2/14

Name: Michael Cherny

SDG 240-18544-1

072SB-0063-0001-SO

.55g : .1L : 1.09g 88.8% solid

Tune RSD outliers: (^{137}Ba, 19.32%)
(^{138}Ba, 7.81%)

Dup outlier: (Mn, 36%)

MS outliers: (Ag, 39%), (As, 0%),
(Ca, 193%), (Co, 60%),
(Cr, 79%), (Co, 52%),
(Cu, 16%), (Na, 39%),
(Sb, 28%), (K, 70%),
(Se, 25%)

ICSA detects: (Sb, 0.32 µg/L)
(Cd, 0.385 "))
(Se, 0.912 "))
(Ag, 0.15 "))

There were a few matching MS outliers in other spiked samples in this SDG.

ICP METALS ANALYSIS (6010) CHECKLIST

07SD-0002-0001

Project Name: RVAAP CR Site 75

Laboratory: TA-N Canton

Batch Number(s): _____

Sample Delivery Group: ~~20~~ 240-17467-1

	Yes	No
1. Holding Time:		
• Were samples analyzed within holding time (6-Months)?	[N]	[ ]
2. Initial Calibration:		
• Did the initial calibration consist of		
One calibration standard and a blank?	[ ]	[ ]
three calibration standards and a blank?	[ ]	[ ]
• Was R ≥ 0.995	[ ]	[ ]
3. QCMDL:		
• Was MDL Check performed?	[ ]	[ ]
QCMRL:		
• Were QC/MRL run at the beginning and end of every daily sequence or every 12 hours??	[ ]	[ ]
• Was the QC/MRL between 70-130% R? Common Elements can be between the MRL and 2X MRL level (Fe, Al, Mg and Ca)	[ ]	[ ]
4. Initial Calibration Verification (ICV):		
• Is the mid level (2nd source) recovery within 90 - 110%?		
5. Initial Calibration Blank (ICP):		

	Yes	No	
• Were analytes in the blank ≤ 1/2 MRL?	[ ]	[N]	insuff

6. Interelement Check Standard:

• Was ICS-A (interferents only) conducted at the beginning of analytical sequence?	[N]	[ ]
• Was ICS-AB results within QC limits (80-120)?	[N]	[ ]

7. Continuing calibration Blank (CCB):

• Was CCB conducted every 10 samples?	[N]	[ ]	
• Was CCB conducted at end of the analytical sequence?	[N]	[ ]	
• Were analytes ≤ 1/2 MRL?	[ ]	[N]	insuff

8. Continuing Calibration Verification (CCV):

• Was CCV conducted every 10 samples?	[N]	[ ]
• Was CCV conducted at end of the analytical sequence?	[ ]	[ ]
• Was the %R between 90-110?	[ ]	[ ]

9. Sample Analysis:

• Were samples with levels higher than the calibration range (E), diluted and re-analyzed? N/A	[ ]	[ ]

10. Sample Quality Control:

• Method Blanks: Were target analytes ≤ 1/2 MRL?	[ ]	[N]	but insuff.
• LCS: Were the percent recoveries for LCS within the limits?	[N]	[ ]	
• MS: Were the percent recoveries within limits?	[ ]	[N]	
• MD: Were the RPDs within control limits?	[ ]	[N]	

11. Serial Dilution:

• Was serial dilution (1:4) conducted when needed?	[N]	[ ]

	Yes	No
• Was there an agreement between diluted and undiluted results (<10%)?	[ ]	[ ]

12. Method of Standard Addition (MSA):

• Was MSA performed on samples suspected of matrix effect (R ≥ 0.995)? N/A	[ ]	[ ]

13. Comments (attach additional sheets if necessary):

Validated/Reviewed by:

Signature: Patti Meeks

Date: 3/24/14

Name: Patti Meeks

MS Hg = 60% dup OK

MS PDS OK
As (76, ~~[illegible]~~)
Ba (57, ~~[illegible]~~)
Cr (73, ~~[illegible]~~)
Mg (69, ~~[illegible]~~)
Ni (77, ~~[illegible]~~)
Sb (25, ~~[illegible]~~)
V (66, ~~[illegible]~~)
K (56, ~~[illegible]~~)
Se (74

Dup
Al (26)
Cr (21)
Na (32)
V (24)
K (42)

SD
OK

ICP METALS ANALYSIS (~~6010~~) CHECKLIST 6020 + 7471A

Project Name: RVAAP CR Site 77

Laboratory: TA North Canton

Batch Number(s): _____

Sample Delivery Group: 240-17525-1/2

	Yes	No
1. Holding Time:		
• Were samples analyzed within holding time (6-Months)?	[✓]	[ ]
2. Initial Calibration:		
• Did the initial calibration consist of		
One calibration standard and a blank?	[✓]	[ ]
three calibration standards and a blank?	[ ]	[ ]
• Was R ≥ 0.995	[✓]	[ ]
3. QCMDL:		
• Was MDL Check performed?	[ ]	[✓]
QCMRL:		
• Were QC/MRL run at the beginning and end of every daily sequence or every 12 hours??	[✓]	[ ]
• Was the QC/MRL between 70-130% R?	[✓]	[ ]
Common Elements can be between the MRL and 2X MRL level (Fe, Al, Mg and Ca)	[✓]	[ ]
4. Initial Calibration Verification (ICV):		
• Is the mid level (2nd source) recovery within 90 - 110%?		
5. Initial Calibration Blank (ICP):		

	Yes	No
• Were analytes in the blank ≤ 1/2 MRL?	[✓]	[ ]

6. Interelement Check Standard:

• Was ICS-A (interferents only) conducted at the beginning of analytical sequence?	[✓]	[ ]
• Was ICS-AB results within QC limits (80-120)?	[✓]	[ ]

7. Continuing calibration Blank (CCB):

• Was CCB conducted every 10 samples?	[✓]	[ ]
• Was CCB conducted at end of the analytical sequence?	[✓]	[ ]
• Were analytes ≤ 1/2 MRL?	[✓]	[ ]

8. Continuing Calibration Verification (CCV):

• Was CCV conducted every 10 samples?	[✓]	[ ]
• Was CCV conducted at end of the analytical sequence?	[✓]	[ ]
• Was the %R between 90-110?	[✓]	[ ]

9. Sample Analysis:

• Were samples with levels higher than the calibration range (E), diluted and re-analyzed?	[ ] N/A	[ ]

10. Sample Quality Control:

• Method Blanks: Were target analytes ≤ 1/2 MRL?	[✓]	[ ]
• LCS: Were the percent recoveries for LCS within the limits?	[✓]	[ ]
• MS: Were the percent recoveries within limits?	[ ]	[✓]
• MD: Were the RPDs within control limits?	[ ] N/A	[ ]

11. Serial Dilution:

• Was serial dilution (1:4) conducted when needed?	[✓]	[ ]

	Yes	No
• Was there an agreement between diluted and undiluted results (<10%)?	[ ]	[✓]

12. Method of Standard Addition (MSA):

• Was MSA performed on samples suspected of matrix effect (R ≥ 0.995)?	[ ] N/A	[ ]

13. Comments (attach additional sheets if necessary):

077SS-0001M-0001-SO

0.6g : 0.1 L : 1.21g Tune RSD outlier: ^{137}Ba - 15.47%

Detects in ICSA:
Sb - 0.259 µg/L
Cd - 0.249 "
Ag - 0.095 "

Dup outliers:
(Ca, 21%) - 069SS-0001M
(Ca, 21%) > 077SS-0001M
(Na > ±LOQ)

MS outliers
(As, 72%)(Cd, 79%), (Cu, 75%),
(Sb, 22%)(Se, 64%) - 069SS-0001

(As, 78%)(Cd, 79%)(Cu, 317%)
(Mg, 132%)(Sb, 21%)(K, 122%)
(Se, 72%) - 077SS-0001M

SD outliers:
(Ca, 11%) - 069SS-0001M
(Ca, 12%) - 077SS-0001M

Validated/Reviewed by:

Signature: [signature] Date: 4/7/14

Name: Michael Cherny

ICP METALS ANALYSIS (6010) + 7471B CHECKLIST

Project Name: RVAAP Cr site 83

Laboratory: CT Laboratories

Batch Number(s): _____

Sample Delivery Group: 99211

	Yes	No
1. Holding Time:		
• Were samples analyzed within holding time (6-Months)?	[✓]	[ ]
2. Initial Calibration:		
• Did the initial calibration consist of		
One calibration standard and a blank?	[✓]	[ ]
three calibration standards and a blank?	[✓]	[ ]
• Was R ≥ 0.995	[✓]	[ ]
3. QCMDL:		
• Was MDL Check performed?	[ ]	[✓]
QCMRL:		
• Were QC/MRL run at the beginning and end of every daily sequence or every 12 hours??	[✓]	[ ]
• Was the QC/MRL between 70-130% R?	[✓]	[ ]
Common Elements can be between the MRL and 2X MRL level (Fe, Al, Mg and Ca)	>10X LOQ [✓]	[ ]
4. Initial Calibration Verification (ICV):		
• Is the mid level (2nd source) recovery within 90 - 110%?		
5. Initial Calibration Blank (ICP):		

	Yes	No
• Were analytes in the blank ≤ 1/2 MRL?	[✓]	[ ]

6. Interelement Check Standard:

• Was ICS-A (interferents only) conducted at the beginning of analytical sequence?	[✓]	[ ]
• Was ICS-AB results within QC limits (80-120)?	[✓]	[ ]

7. Continuing calibration Blank (CCB):

• Was CCB conducted every 10 samples?	[✓]	[ ]
• Was CCB conducted at end of the analytical sequence?	[✓]	[ ]
• Were analytes ≤ 1/2 MRL?	[✓]	[ ]

8. Continuing Calibration Verification (CCV):

• Was CCV conducted every 10 samples?	[✓]	[ ]
• Was CCV conducted at end of the analytical sequence?	[✓]	[ ]
• Was the %R between 90-110?	[✓]	[ ]

9. Sample Analysis:

• Were samples with levels higher than the calibration range (E), diluted and re-analyzed?	[✓] 5X	[ ]

10. Sample Quality Control:

• Method Blanks: Were target analytes ≤ 1/2 MRL?	[✓]	[ ]
• LCS: Were the percent recoveries for LCS within the limits?	[✓]	[ ]
• MS: Were the percent recoveries within limits?	[ ]	[✓]
• MD: Were the RPDs within control limits?	[ ]	[✓]

11. Serial Dilution:

• Was serial dilution (1:4) conducted when needed?	[✓]	[ ]

	Yes	No
• Was there an agreement between diluted and undiluted results (<10%)?	[ ]	[✓]

12. Method of Standard Addition (MSA):

• Was MSA performed on samples suspected of matrix effect (R ≥ 0.995)?	[ ]	N/A	[ ]

13. Comments (attach additional sheets if necessary):

0835B-0005M-0001-SO 94.1% solid
Hg -> 0.58g & 0.025L MT -> 2.05g & 0.05L

MS/MSD outliers: -0835B-0004M
(As, 72%, 65%), (Ba, 74%, 56%), (Be, 75%, 64%),
(Cr, 64%, 47%), (Co, 68%, 54%), (Cu, 77%, 65%),
(Pb, 61%, 51%), (Mg, 78%, 54%), (Ni, 71%, 57%),
(V, 66%, 57%), (Zn, 73%, 56%), (Sb, 27%, 5%),
(Se, 400%, 79%), (Ag, 431%, OK), (Cd, 62%, 59%),
(Hg, 123%, OK), (Tl, 68%, 53%)

PDS outliers: -0835B-0004M
(Ba, 66%), (Be, 71%), (Ca, 0%), (Cr, 55%),
(Co, 70%), (Pb, 64%), (Mg, 0%), (Ni, 72%),
(V, 67%), (Zn, 68%), (Cd, 68%), (Tl, 61%)

SD outliers: -0835B-0004M
(Ba, 13%), (Mg, 40%)

Negative sample Results:
Hg: -4.60 µg/L
Se: -9.18 µg/L

Validated/Reviewed by:

Signature: [signature] Date: 4/7/14

Name: Michael Cherny

POLY CHLORINATED BIPHENYLS (PCB/AROCLORS) CHECKLIST

Project Name: RVAAP CR Site 70

Laboratory: TA North Canton

Batch Number(s): 65555, 69415

Sample Delivery Group: 17230, 18581

	Yes	No
1. Holding Time:		
(a) Were samples extracted within holding time?	[✓]	[ ]
(b) Were samples analyzed within holding time?	[✓]	[ ]
2. Initial Calibration:		
• Did the initial calibration consist of five standards?	[✓]	[ ]
• Did Aroclors 1016 and 1260 meet the RSD ≤ 20% or the r ≥ 0.99?	[✓]	[ ]
• Was manual integration "M" performed? If the answer is "Yes", check for supporting documents.	[✓]	[ ]
• Was the manual integration necessary?	[✓]	[ ]
If the answer is "no", contact the laboratory inquiring about the reasons behind the manual integration, and **inform the District Chemist immediately if there were no valid reasons.**		
3. QCMDL:		
• Was MDL Check performed?	DNC [✓]	[✓]
4. QCMRL:		
• Were QC/MRL run at the beginning and end of every daily sequence or every 12 hours??	[✓]	[ ]
• Was the QC/MRL between 70-130% R	[✓]	[ ]
5. Initial Calibration Verification (ICV):		
Is the mid level (2nd source) recovery within ~~85 - 115%~~ QSM ± 20%?	[✓]	[ ]

	Yes	No
6. Continuing Calibration Verification (CCV):		
• Was CCV conducted every 12 hours? QSM ≤20%	[✓]	[ ]
• Was Drift or D ~~≤ 15%~~ from the initial calibration with a maximum %D < 20% for a specific compound?	[✓]	[ ]
7. Sample Analysis:		
• Was the RRT of an identified component within the retention time window created as SW-846 requires?	[✓]	[ ]
• Were samples with levels higher than the calibration range (E), diluted and re-analyzed?	[✓]	[ ]
• Were identified Aroclors confirmed on a second GC column?	[✓]	[ ]
• Were individual Aroclor standards used to determine the pattern of the peaks? (Individual Aroclors are 1221, 1232, 1242, 1248, and 1254. Both Aroclor 1016, and 1260 can be used from the mixed calibration standards.)	[✓]	[ ]
• Was RPD of target analyte conformation ≤ 40? Ar. 1242 44.1% J/*M	[ ]	[✓]
8. Sample Quality Control:		
• Method Blanks: Were target analytes ≤ 1/2 MRL?	[✓]	[ ]
• LCS: Were the percent recoveries for LCS within the limits?	[✓]	[ ]
• MS/MSD: Were the percent recoveries within limits? Ar. 1016 155/149% (40-140) - 0006M	[ ]	[✓]
Were the RPDs within control limits? Ar. 1242 J/Q	[✓]	[ ]
• System Monitoring Compounds (Surrogates): are surrogate recoveries within QC limits?	[✓]	[ ]

9. Comments (attach additional sheets if necessary):
Sample 07055-00016M-0001-SO / 5X dilution

Validated/Reviewed by:

Signature: LS Calvin

Date: 3.19.2014

Name: L.S. Calvin

POLY CHLORINATED BIPHENYLS (PCB/AROCLORS) CHECKLIST

Project Name: RVAAP CR Site 71

Laboratory: CT Labs

Batch Number(s): 44519

Sample Delivery Group: 99236

	Yes	No
1. Holding Time:		
(a) Were samples extracted within holding time?	[✓]	[ ]
(b) Were samples analyzed within holding time?	[✓]	[ ]
2. Initial Calibration:		
• Did the initial calibration consist of five standards?	[✓]	[ ]
• Did Aroclors 1016 and 1260 meet the RSD ≤ 20% or the r ≥ 0.99?	[✓]	[ ]
• Was manual integration "M" performed? If the answer is "Yes", check for supporting documents.	[ ]	[✓]
• Was the manual integration necessary?	N/A [ ]	[ ]
If the answer is "no", contact the laboratory inquiring about the reasons behind the manual integration, and **inform the District Chemist immediately if there were no valid reasons.**		
3. QCMDL:		
• Was MDL Check performed?	[ ]	[✓]
4. QCMRL:		
• Were QC/MRL run at the beginning and end of every daily sequence or every 12 hours??	[✓]	[ ]
• Was the QC/MRL between 70-130% R	[✓]	[ ]
5. Initial Calibration Verification (ICV):		
Is the mid level (2nd source) recovery within ~~85 - 115%~~? QSM ± 20%	[✓]	[ ]

	Yes	No
6. Continuing Calibration Verification (CCV):		
• Was CCV conducted every 12 hours?	[✓]	[ ]
NC QSM ≤20%		
• Was Drift or D ~~≤ 15%~~ from the initial calibration with a maximum %D < 20% for a specific compound?	[✓]	[ ]
7. Sample Analysis:		
• Was the RRT of an identified component within the retention time window created as SW-846 requires?	[✓]	[ ]
• Were samples with levels higher than the calibration range (E), diluted and re-analyzed? N/A	[ ]	[ ]
• Were identified Aroclors confirmed on a second GC column?	[✓]	[ ]
• Were individual Aroclor standards used to determine the pattern of the peaks? (Individual Aroclors are 1221, 1232, 1242, 1248, and 1254. Both Aroclor 1016, and 1260 can be used from the mixed calibration standards.)	[✓]	[ ]
• Was RPD of target analyte conformation ≤ 40? (QC)	[✓]	[ ]
8. Sample Quality Control:		
• Method Blanks: Were target analytes ≤ 1/2 MRL? ND	[✓]	[ ]
• LCS: Were the percent recoveries for LCS within the limits?	[✓]	[ ]
• MS/MSD: Were the percent recoveries within limits? N/A	[ ]	[ ]
Were the RPDs within control limits?	[ ]	[ ]
• System Monitoring Compounds (Surrogates): are surrogate recoveries within QC limits?	[✓]	[ ]

9. Comments (attach additional sheets if necessary):

Validated/Reviewed by:

Signature: MCalvin

Date: 4.7.2014

Name: L.S. Calvin

POLY CHLORINATED BIPHENYLS (PCB/AROCLORS) CHECKLIST

Project Name: RVAAP CR Site 72 0725B-0014-0001

Laboratory: TA-N Canton

Batch Number(s): _____

Sample Delivery Group: 240-18297

	Yes	No
1. Holding Time:		
(a) Were samples extracted within holding time?	[N]	[ ]
(b) Were samples analyzed within holding time?	[ ]	[ ]
2. Initial Calibration:		
• Did the initial calibration consist of five standards?	[N]	[ ]
• Did Aroclors 1016 and 1260 meet the RSD ≤ 20% or the r ≥ 0.99?	[ ]	[ ]
• Was manual integration "M" performed? If the answer is "Yes", check for supporting documents.	[ ]	[ ]
• Was the manual integration necessary?	[ ]	[ ]
If the answer is "no", contact the laboratory inquiring about the reasons behind the manual integration, and **inform the District Chemist immediately if there were no valid reasons.**		
3. QCMDL:		
• Was MDL Check performed?	[ ]	[N]
4. QCMRL:		
• Were QC/MRL run at the beginning and end of every daily sequence or every 12 hours??	[N]	[ ]
• Was the QC/MRL between 70-130% R	[N]	[ ]
5. Initial Calibration Verification (ICV):		
Is the mid level (2nd source) recovery within 85 - 115%?	[N]	[ ]

	Yes	No
6. Continuing Calibration Verification (CCV):		
• Was CCV conducted every 12 hours?	[✓]	[ ]
• Was Drift or D ≤ 15% from the initial calibration with a maximum %D < 20% for a specific compound?	[✓]	[ ]
7. Sample Analysis:		
• Was the RRT of an identified component within the retention time window created as SW-846 requires? N/A	[ ]	[ ]
• Were samples with levels higher than the calibration range (E), diluted and re-analyzed?	[ ]	[ ]
• Were identified Aroclors confirmed on a second GC column?	[✓]	[ ]
• Were individual Aroclor standards used to determine the pattern of the peaks? (Individual Aroclors are 1221, 1232, 1242, 1248, and 1254. Both Aroclor 1016, and 1260 can be used from the mixed calibration standards.)	[✓]	[ ]
• Was RPD of target analyte conformation ≤ 40? N/A	[ ]	[ ]
8. Sample Quality Control:		
• Method Blanks: Were target analytes ≤ 1/2 MRL?	[✓]	[ ]
• LCS: Were the percent recoveries for LCS within the limits?	[✓]	[ ]
• MS/MSD: Were the percent recoveries within limits? none	[ ]	[ ]
Were the RPDs within control limits?	[ ]	[ ]
• System Monitoring Compounds (Surrogates): are surrogate recoveries within QC limits?	[✓]	[ ]

9. Comments (attach additional sheets if necessary):

Validated/Reviewed by:

Signature: Patti Meeks

Date: 3/24/14

Name: Patti Meeks

POLY CHLORINATED BIPHENYLS (PCB/AROCLORS) CHECKLIST

Project Name: RVAAP CR Site 75

Laboratory: TA-North Canton

Batch Number(s): 45753

Sample Delivery Group: 17467

	Yes	No
1. Holding Time:		
(a) Were samples extracted within holding time?	[✓]	[ ]
(b) Were samples analyzed within holding time?	[✓]	[ ]
2. Initial Calibration:		
• Did the initial calibration consist of five standards?	[✓]	[ ]
• Did Aroclors 1016 and 1260 meet the RSD ≤ 20% or the r ≥ 0.99?	[✓]	[ ]
• Was manual integration "M" performed? If the answer is "Yes", check for supporting documents.	[✓]	[ ]
• Was the manual integration necessary?	[✓]	[ ]
If the answer is "no", contact the laboratory inquiring about the reasons behind the manual integration, and **inform the District Chemist immediately if there were no valid reasons.**		
3. QCMDL:		
• Was MDL Check performed?	[ ]	[✓]
4. QCMRL:		
• Were QC/MRL run at the beginning and end of every daily sequence or every 12 hours??	[✓]	[ ]
• Was the QC/MRL between 70-130% R	[✓]	[ ]
5. Initial Calibration Verification (ICV):		
Is the mid level (2nd source) recovery within ~~85 - 115%~~ QSM ± 20%?	[✓]	[ ]

	Yes	No
6. Continuing Calibration Verification (CCV):		
• Was CCV conducted every 12 hours?	[✓]	[ ]
QSM ≤ 20%		
• Was Drift or D ~~≤ 15%~~ from the initial calibration with a maximum %D < 20% for a specific compound?	[✓]	[ ]
7. Sample Analysis:		
• Was the RRT of an identified component within the retention time window created as SW-846 requires?	[✓]	[ ]
• Were samples with levels higher than the calibration range (E), diluted and re-analyzed? N/A	[ ]	[ ]
• Were identified Aroclors confirmed on a second GC column? sample ND N/A	[ ]	[ ]
• Were individual Aroclor standards used to determine the pattern of the peaks? (Individual Aroclors are 1221, 1232, 1242, 1248, and 1254. Both Aroclor 1016, and 1260 can be used from the mixed calibration standards.)	[✓]	[ ]
• Was RPD of target analyte conformation ≤ 40? N/A	[ ]	[ ]
8. Sample Quality Control:		
• Method Blanks: Were target analytes ≤ 1/2 MRL?	[✓]	[ ]
• LCS: Were the percent recoveries for LCS within the limits?	[✓]	[ ]
• MS/MSD: Were the percent recoveries within limits?	[✓]	[ ]
Were the RPDs within control limits?	[✓]	[ ]
• System Monitoring Compounds (Surrogates): are surrogate recoveries within QC limits?	[✓]	[ ]

9. Comments (attach additional sheets if necessary):

Validated/Reviewed by:

Signature: DACalvin

Date: 3-20-2014

Name: D.S. Calvin

POLY CHLORINATED BIPHENYLS (PCB/AROCLORS) CHECKLIST

Project Name: RVAAP CR Site 77

Laboratory: TA - N. Canton

Batch Number(s): 65753

Sample Delivery Group: 17525

	Yes	No
1. Holding Time:		
(a) Were samples extracted within holding time?	[✓]	[ ]
(b) Were samples analyzed within holding time?	[✓]	[ ]
2. Initial Calibration:		
• Did the initial calibration consist of five standards?	[✓]	[ ]
• Did Aroclors 1016 and 1260 meet the RSD ≤ 20% or the r ≥ 0.99?	[✓]	[ ]
• Was manual integration "M" performed? If the answer is "Yes", check for supporting documents.	[✓]	[ ]
• Was the manual integration necessary?	[✓]	[ ]
If the answer is "no", contact the laboratory inquiring about the reasons behind the manual integration, and **inform the District Chemist immediately if there were no valid reasons.**		
3. QCMDL:		
• Was MDL Check performed?	[ ]	[✓]
4. QCMRL:		
• Were QC/MRL run at the beginning and end of every daily sequence or every 12 hours??	[✓]	[ ]
• Was the QC/MRL between 70-130% R	[✓]	[ ]
5. Initial Calibration Verification (ICV):		
Is the mid level (2nd source) recovery within ~~85 - 115%~~ QSM ±20%?	[✓]	[ ]

	Yes	No
6. Continuing Calibration Verification (CCV):		
• Was CCV conducted every 12 hours?	[✓]	[ ]
• Was Drift or D ≤ 15% from the initial calibration with a maximum %D < 20% for a specific compound?	[✓]	[ ]
7. Sample Analysis:		
• Was the RRT of an identified component within the retention time window created as SW-846 requires?	[✓]	[ ]
• Were samples with levels higher than the calibration range (E), diluted and re-analyzed? N/A	[ ]	[ ]
• Were identified Aroclors confirmed on a second GC column?	[✓]	[ ]
• Were individual Aroclor standards used to determine the pattern of the peaks? (Individual Aroclors are 1221, 1232, 1242, 1248, and 1254. Both Aroclor 1016, and 1260 can be used from the mixed calibration standards.)	[✓]	[ ]
• Was RPD of target analyte conformation ≤ 40? (MS/MSD) Sample ND	[✓]	[ ]
8. Sample Quality Control:		
• Method Blanks: Were target analytes ≤ 1/2 MRL? ND	[✓]	[ ]
• LCS: Were the percent recoveries for LCS within the limits?	[✓]	[ ]
• MS/MSD: Were the percent recoveries within limits?	[✓]	[ ]
Were the RPDs within control limits?	[✓]	[ ]
• System Monitoring Compounds (Surrogates): are surrogate recoveries within QC limits?	[✓]	[ ]

9. Comments (attach additional sheets if necessary):

Validated/Reviewed by:

Signature: [signature]

Date: 3.28.2014

Name: L.S. Calvin

POLY CHLORINATED BIPHENYLS (PCB/AROCLORS) CHECKLIST

Project Name: RVAAP CR Site 83

Laboratory: CT Labs

Batch Number(s): 45487

Sample Delivery Group: 99211

	Yes	No
1. Holding Time:		
(a) Were samples extracted within holding time?	[✓]	[ ]
(b) Were samples analyzed within holding time?	[✓]	[ ]
2. Initial Calibration:		
• Did the initial calibration consist of five standards?	[✓]	[ ]
• Did Aroclors 1016 and 1260 meet the RSD ≤ 20% or the r ≥ 0.99?	[✓]	[ ]
• Was manual integration "M" performed? If the answer is "Yes", check for supporting documents.	[✓]	[ ]
• Was the manual integration necessary?	[✓]	[ ]
If the answer is "no", contact the laboratory inquiring about the reasons behind the manual integration, and **inform the District Chemist immediately if there were no valid reasons.**		
3. QCMDL:		
• Was MDL Check performed?	[ ]	[✓]
4. QCMRL:		
• Were QC/MRL run at the beginning and end of every daily sequence or every 12 hours??	[✓]	[ ]
• Was the QC/MRL between 70-130% R	[✓]	[ ]
5. Initial Calibration Verification (ICV):		
Is the mid level (2nd source) recovery within ~~85 - 115%?~~ QSM ± 20%	[✓]	[ ]

	Yes	No
6. Continuing Calibration Verification (CCV):		
• Was CCV conducted every 12 hours?	[✓]	[ ]
NC QSM ≤20% • Was Drift or D ~~≤ 15%~~ from the initial calibration with a maximum %D < 20% for a specific compound?	[✓]	[ ]
7. Sample Analysis:		
• Was the RRT of an identified component within the retention time window created as SW-846 requires?	[✓]	[ ]
• Were samples with levels higher than the calibration range (E), diluted and re-analyzed?	N/A [ ]	[ ]
• Were identified Aroclors confirmed on a second GC column?	[ ]	[ ]
• Were individual Aroclor standards used to determine the pattern of the peaks? (Individual Aroclors are 1221, 1232, 1242, 1248, and 1254. Both Aroclor 1016, and 1260 can be used from the mixed calibration standards.)	[✓]	[ ]
• Was RPD of target analyte conformation ≤ 40? (LCS)	[✓]	[ ]
8. Sample Quality Control:		
• Method Blanks: Were target analytes ≤ 1/2 MRL? N/D	[✓]	[ ]
• LCS: Were the percent recoveries for LCS within the limits?	[✓]	[ ]
• MS/MSD: Were the percent recoveries within limits? NC ~~N/A~~	[✓]	[ ]
Were the RPDs within control limits?	[✓]	[ ]
• System Monitoring Compounds (Surrogates): are surrogate recoveries within QC limits?	[✓]	[ ]

9. Comments (attach additional sheets if necessary):

Validated/Reviewed by:

Signature: LS Calvin

Date: 4.4.2014 ~~4.4~~ MC

Name: L.S. Calvin

ORGANOCHLORINE PESTICIDES ANALYSIS CHECKLIST

Project Name: RVAAP CR Site 72 07258-0014-0001

Laboratory: TA- N. Canton

Batch Number(s): _____

Sample Delivery Group: 240-18297

	Yes	No
1. Holding Time:		
(a) Were samples extracted within holding time?	[✓]	[ ]
(b) Were samples analyzed within holding time?	[✓]	[ ]
2. DDT/Endrin Breakdown:		
• Was breakdown ≤ 15%?	[✓]	[ ]
3. Initial Calibration:		
• Did the initial calibration consist of five standards?	[✓]	[ ]
• Did all compounds meet the RSD ≤ 20% or r ≥ 0.99?	[✓]	[ ]
• Was manual integration "M" performed? If the answer is "Yes", check for supporting documents.	[✓]	[ ]
• Was the manual integration necessary?	[✓]	[ ]
If the answer is "no", contact the laboratory inquiring about the reasons behind the manual integration, and **inform the District Chemist immediately if there were no valid reasons.**		
4. QCMDL:		
• Was MDL Check performed?	[ ]	[✓]
5. QCMRL:		
• Were QC/MRL run at the beginning and end of every daily sequence or every 12 hours??	[✓]	[ ]
• Was the QC/MRL between 70-130% R	[✓]	[ ]

	Yes	No
6. Initial Calibration Verification (ICV):		
• Is the mid level (2nd source) recovery within 85 - 115%?	[ ]	[N]
7. Continuing Calibration Verification (CCV):		
• Was CCV conducted every 12 hours?	[N]	[ ]
• Was Drift or D ≤ 15% from the initial calibration with a maximum D ≤ 20% for a specific compound?	[ ]	[ ]
8. Sample Analysis:		
• Was the RRT of an identified component within the retention time window created as SW-846 requires? N/A	[ ]	[ ]
• Were samples with levels higher than the calibration range (E), diluted and re-analyzed?	[ ]	[ ]
• Were identified compounds confirmed on a second GC column?	[ ]	[ ]
• Was RPD of target analyte confirmation ≤ 40?	[ ]	[ ]
9. Sample Quality Control:		
• Method Blanks: Were target analytes ≤ 1/2 MRL?	[N]	[ ]
• LCS: Were the percent recoveries for LCS within the limits?	[N]	[ ]
• MS/MSD: Were the percent recoveries within limits?	[ ]	[N]
Were the RPD within control limits?	[ ]	[N]
• System Monitoring Compounds (Surrogates): are surrogate recoveries within QC limits?	[N]	[ ]

10. Comments (attach additional sheets if necessary):

Validated/Reviewed by:

Signature: Patti Meeks

Date: 3/25/14

Name: Patti Meeks

MS/D on 0014 limits
DDE (66%, 45) 70-125%
Sulfate (57, 39) 60-135%
α BHC (58%, 39) 60-125%
γ-ch (62%, 41%) 65-125%
methoxy (55%, 40%) 55-145%
MSD out: DDT (40, 45-140)
α-BHC (44, 60-125)

ICV CLP-1
Tox -43.2, -24.2, 49.8 + 2 ok
ICV CLP-2
Tox -39.1, -32.9 + 3 ok

ORGANOCHLORINE PESTICIDES ANALYSIS CHECKLIST

Project Name: RVAAP CR Site 77

Laboratory: TA-North Canton

Batch Number(s): 105753

Sample Delivery Group: 17525

	Yes	No
1. Holding Time:		
(a) Were samples extracted within holding time?	[✓]	[ ]
(b) Were samples analyzed within holding time?	[✓]	[ ]
2. DDT/Endrin Breakdown:		
• Was breakdown ≤ 15%?	[✓]	[ ]
3. Initial Calibration:		
• Did the initial calibration consist of five standards?	[✓]	[ ]
• Did all compounds meet the RSD ≤ 20% or r ≥ 0.99?	[✓]	[ ]
• Was manual integration "M" performed? If the answer is "Yes", check for supporting documents.	[✓]	[ ]
• Was the manual integration necessary?	[✓]	[ ]
If the answer is "no", contact the laboratory inquiring about the reasons behind the manual integration, and **inform the District Chemist immediately if there were no valid reasons.**		
4. QCMDL:		
• Was MDL Check performed?	[ ]	[✓]
5. QCMRL:		
• Were QC/MRL run at the beginning and end of every daily sequence or every 12 hours??	[✓]	[ ]
• Was the QC/MRL between 70-130% R (those affecting sample data)	[✓]	[ ]

	Yes	No
6. Initial Calibration Verification (ICV): QSM ± 20 %		
• Is the mid level (2nd source) recovery within ~~85 - 115%~~?	[✓]	[ ]
7. Continuing Calibration Verification (CCV):		
• Was CCV conducted every 12 hours?	[✓]	[ ]
• Was Drift or D ≤ 15% from the initial calibration with a maximum D ≤ 20% for a specific compound?	[ ]	[✓]

toxaphene CLP1 -20.9/53.7 CLP2 -34.0/88.2 UJ/C

	Yes	No
8. Sample Analysis:		
• Was the RRT of an identified component within the retention time window created as SW-846 requires?	[✓]	[ ]
• Were samples with levels higher than the calibration range (E), diluted and re-analyzed? N/A	[ ]	[ ]
• Were identified compounds confirmed on a second GC column?	[✓]	[ ]
• Was RPD of target analyte confirmation ≤ 40?	[✓]	[ ]
9. Sample Quality Control:		
• Method Blanks: Were target analytes ≤ 1/2 MRL? N/D	[✓]	[ ]
• LCS: Were the percent recoveries for LCS within the limits?	[✓]	[ ]
• MS/MSD: Were the percent recoveries within limits? N/A (not evaluated at 10X dilution)	[ ]	[ ]
Were the RPD within control limits?	[ ]	[ ]
• System Monitoring Compounds (Surrogates): are surrogate recoveries within QC limits? not evaluated @ 10X dilution	[ ]	[ ]

10. Comments (attach additional sheets if necessary):
10X dilution – sample matrix

Validated/Reviewed by:

Signature: LSCalvin

Date: 3.28.2014

Name: L.S. Calvin

SEMIVOLATILE ORGANIC ANALYSIS CHECKLIST

Project Name: RVAAP CR Site 70

Laboratory: TA- North Canton

Batch Number(s): 65169, 69432

Sample Delivery Group: 17230, 18581

	Yes	No
1. Sample Holding Time:		
(a) Were samples extracted within holding time?	[✓]	[ ]
(b) Were samples analyzed within holding time?	[✓]	[ ]
2. Instrument Tuning:		
Was the DFTPP tune performed at the beginning of each 12-hour period during which samples were analyzed?	[✓]	[ ]
3. Ion Mass Assignments:		
Was mass assignment based on m/z 198?	[✓]	[ ]
4. Ion Abundance:		
Indicate if DFTPP ions abundance relative to m/z 198 base peak met the ions abundance criteria:		
m/z — Acceptance Criteria		
51 — 30.0 - 60.0 %	[✓]	[ ]
68 — < 2% of mass 69	[✓]	[ ]
70 — < 2% of mass 69	[✓]	[ ]
127 — 40-60%	[✓]	[ ]
197 — < 1%	[✓]	[ ]
198 — 100%, Base peak	[✓]	[ ]
199 — 5-9%	[✓]	[ ]
275 — 10 - 30%	[✓]	[ ]
365 — > 1%	[✓]	[ ]
441 — present but < mass 443	[✓]	[ ]
442 — > 40%	[✓]	[ ]
443 — 17-23% of mass 442	[✓]	[ ]

		Yes	No
5.0 Initial Calibration:			
• Did the initial calibration consist of five or more standards?	5-stds	[ ]	[ ]
	more	[✓]	[ ]
If the calibration curve consists of 5-standards, check validity of the calibration model.			
Was the linear model applied?		[✓]	[ ]
• Did the followings System Performance Check Compounds (SPCC) meet the minimum mean response factor (RF)?			
	RF		
N-nitroso-di-n-propylamine	0.05	[✓]	[ ]
Hexachlorocyclopentadiene	0.05	[✓]	[ ]
2,4-dinitrophenol	0.05	[✓]	[ ]
4-nitrophenol	0.05	[✓]	[ ]
• Did the RSD meet the criteria ≤ 30% for the followings each individual Calibration Check Compound (CCC)?			
Base/Neutral Fraction:			
Acenaphthene		[✓]	[ ]
1,4-Dichlorobenzene		[✓]	[ ]
Hexachlorobutadiene		[✓]	[ ]
Diphenylamine		[✓]	[ ]
Di-n-octylphthalate		[✓]	[ ]
Fluoranthene		[✓]	[ ]
Benzo(a)pyrene		[✓]	[ ]
Acid Fraction:			
4-Chloro-3-methylphenol		[✓]	[ ]
2,4-Dichlorophenol		[✓]	[ ]
2-Nitrophenol		[✓]	[ ]
Phenol		[✓]	[ ]
Pentachlorophenol		[✓]	[ ]
2,4,6-Trichlorophenol		[✓]	[ ]
• Are the RSDs for the remaining target analytes ≤ 15%?		[✓]	[ ]
• If the answer is "No", are the mean RSDs ≤ 15% or r ≥ 0.99 with a mean RSD ≤ 15% with a maximum RSD ≤ 30%?		N/A [ ]	[ ]
		[ ]	[ ]

	Yes	No
• Was manual integration "M" performed?	[✓]	[ ]
If the answer is "Yes", check for supporting documents.		
• Was the manual integration necessary?	[✓]	[ ]
If the answer is "No", contact the laboratory inquiring about the reasons behind the manual integration, and **inform the District Chemist immediately if there were no valid reasons.**		

6. QCMDL:

• Was MDL Check performed?	[ ]	[✓]

7. QCMRL:

• Were QC/MRL run at the beginning and end of every daily sequence or every 12 hours?	[✓]	[ ]
• Was the QC/MRL between 70-130% R see comments	[ ]	[✓]
• For the non-contaminants of concern was the QC/MRL between 50-150% (Sporadic Marginal Failure)? N/A	[ ]	[ ]

8. Initial Calibration Verification (ICV):

• Is the mid level (2nd source) recovery within ~~70-130%~~ QSM ±20% for contaminants of concern ? 3,3'-DCB 73.5% UJ/C in 0003M	[ ]	[✓]
• Is the mid level (2nd source) recovery within 50-150% for non-contaminants of concern (Sporadic Marginal Failure)? N/A	[ ]	[ ]

9. Continuing Calibration Verification (CCV):

• Was CCV conducted every 12 hours?	[✓]	[ ]
• Did any of SPCC meet the minimum RF values?	[✓]	[ ]

		Yes	No
N-nitroso-di-n-propylamine	0.05	[✓]	[ ]
Hexachlorocyclopentadiene	0.05	[✓]	[ ]
2,4-dinitrophenol	0.05	[✓]	[ ]
4-nitrophenol	0.05	[✓]	[ ]

- Did the CCC meet the minimum requirements (D ≤ 20%) for the followings?

Base/Neutral Fraction:

Acenaphthene	[✓]	[ ]
1,4-Dichlorobenzene	[✓]	[ ]
Hexachlorobutadiene	[✓]	[ ]
Diphenylamine	[✓]	[ ]
Di-n-octylphthalate	[✓]	[ ]
Fluoranthene	[✓]	[ ]
Benzo(a)pyrene	[✓]	[ ]

Acid Fraction:

4-Chloro-3-methylphenol	[✓]	[ ]
2,4-Dichlorophenol	[✓]	[ ]
2-Nitrophenol	[✓]	[ ]
Phenol	[✓]	[ ]
Pentachlorophenol	[✓]	[ ]
2,4,6-Trichlorophenol	[✓]	[ ]

- Primary Evaluation: Was Drift or D ≤ 20% calculated from the initial calibration? [✓] [ ]
- Alternative Evaluation: Maximum allowable Drift/D for each target analyte is ≤ 30%. N/A [ ] [ ]

10. Sample Analysis:

- Was the RRT of an identified component within ± 0.06 RRT units of the RRT of the standard component? [✓] [ ]
- Did the abundance of ions in the sample spectra agree within 30% of the major ions (> 10% of the base ion) in the standard spectra? [✓] [ ]
- Were the internal standard areas within the QC limits (from -50% to +200%)? [✓] [ ]

11. Sample Quality Control:

	Yes	No
• Method Blanks: Were target analytes ≤ 1/2 MRL?	[✓]	[ ]
• LCS: Were the percent recoveries for LCS within the limits?	[✓]	[ ]
• MS/MSD: Were the percent recoveries within limits?	[ ]	[✓]
see comments ↓ Were the RPD within control limits?	[ ]	[✓]
• System Monitoring Compounds (Surrogates): are surrogate recoveries within QC limits?	[✓]	[ ]

12. Comments (attach additional sheets if necessary):
Pentachlorophenol R/D - reported from 8151 analysis (8270 R/D)
2,4-DNT and 2,6-DNT reported from 8330 analysis ↓
MS/MSD 0006M: 4-CA and 3,3-DCB not recovered R/Q
3-NA ↓ 16%, 13% (25-110%) UJ/Q
RPDs: 4,6DN2MP, 4NA (200%) UJ/Q
~~0006~~
-0006M 5x DL | all 2 ml final extract volume
remaining 10X ↓
MRL outliers: see attached

Validated/Reviewed by:

Signature: LSCalvin

Date: 3.17.2014

Name: L.S. Calvin

SV

Samples qualified for MRL %R outliers		
Analyte	**%R**	**Qualified Samples**
2,4-dinitrophenol	42%	070SS-0003M-0001-SO 070SS-0006M-0001-SO
4,6-dinitro-2-methylphenol	47%	
2,4-dinitrophenol	57%	070SB-0044M-0001-SO 070SB-0046M-0001-SO
benzo(g,h,i)perylene	62%	
n-nitrosodiphenylamine	**0%**	

All UJ/C in affected samples.

SEMIVOLATILE ORGANIC ANALYSIS CHECKLIST

Project Name: RVAAP CR Site 71

Laboratory: CT Labs

Batch Number(s): 45514, 45513

Sample Delivery Group: 99236

	Yes	No
1. Sample Holding Time:		
(a) Were samples extracted within holding time?	[✓]	[ ]
(b) Were samples analyzed within holding time?	[✓]	[ ]
2. Instrument Tuning: Was the DFTPP tune performed at the beginning of each 12-hour period during which samples were analyzed?	[✓]	[ ]
3. Ion Mass Assignments: Was mass assignment based on m/z 198?	[✓]	[ ]
4. Ion Abundance: Indicate if DFTPP ions abundance relative to m/z 198 base peak met the ions abundance criteria:		

m/z	Acceptance Criteria		
51	30.0 - 60.0 %	[✓]	[ ]
68	< 2% of mass 69	[✓]	[ ]
70	< 2% of mass 69	[✓]	[ ]
127	40-60%	[✓]	[ ]
197	< 1%	[✓]	[ ]
198	**100%, Base peak**	[✓]	[ ]
199	5-9%	[✓]	[ ]
275	10 - 30%	[✓]	[ ]
365	> 1%	[✓]	[ ]
441	present but < mass 443	[✓]	[ ]
442	> 40%	[✓]	[ ]
443	17-23% of mass 442	[✓]	[ ]

		Yes	No
5.0 Initial Calibration:			
• Did the initial calibration consist of five or more standards?	5-stds	[✓]	[ ]
	more	[✓]	[ ]
If the calibration curve consists of 5-standards, check validity of the calibration model.			
Was the linear model applied?		[✓]	[ ]
• Did the followings System Performance Check Compounds (SPCC) meet the minimum mean response factor (RF)?			
	RF		
N-nitroso-di-n-propylamine	0.05	[✓]	[ ]
Hexachlorocyclopentadiene	0.05	[✓]	[ ]
2,4-dinitrophenol	0.05	[✓]	[ ]
4-nitrophenol	0.05	[✓]	[ ]
• Did the RSD meet the criteria ≤ 30% for the followings each individual Calibration Check Compound (CCC)?			
Base/Neutral Fraction:			
Acenaphthene		[✓]	[ ]
1,4-Dichlorobenzene		[✓]	[ ]
Hexachlorobutadiene		[✓]	[ ]
Diphenylamine		[✓]	[ ]
Di-n-octylphthalate		[✓]	[ ]
Fluoranthene		[✓]	[ ]
Benzo(a)pyrene		[✓]	[ ]
Acid Fraction:			
4-Chloro-3-methylphenol		[✓]	[ ]
2,4-Dichlorophenol		[✓]	[ ]
2-Nitrophenol		[✓]	[ ]
Phenol		[✓]	[ ]
Pentachlorophenol		[✓]	[ ]
2,4,6-Trichlorophenol		[✓]	[ ]
• Are the RSDs for the remaining target analytes ≤ 15%? see comments		[ ]	[✓]
• If the answer is "No", are the mean RSDs ≤ 15% or r ≥ 0.99 with a mean RSD ≤ 15% with a maximum RSD ≤ 30%?	N/A	[ ]	[ ]
		[ ]	[ ]

	Yes	No
• Was manual integration "M" performed?	[✓]	[ ]
If the answer is "Yes", check for supporting documents.		
• Was the manual integration necessary?	[✓]	[ ]
If the answer is "No", contact the laboratory inquiring about the reasons behind the manual integration, and **inform the District Chemist immediately if there were no valid reasons**.		

6. QCMDL:

• Was MDL Check performed?	[ ]	[✓]

7. QCMRL:

• Were QC/MRL run at the beginning and end of every daily sequence or every 12 hours?	[✓]	[ ]
• Was the QC/MRL between 70-130% R see comments	[ ]	[✓]
• For the non-contaminants of concern was the QC/MRL between 50-150% (Sporadic Marginal Failure)? N/A	[ ]	[ ]

8. Initial Calibration Verification (ICV):

• Is the mid level (2nd source) recovery within ~~70-130%~~ QSM ±20% for contaminants of concern ?	[✓]	[ ]
• Is the mid level (2nd source) recovery within 50-150% N/A for non-contaminants of concern (Sporadic Marginal Failure)?	[ ]	[ ]

9. Continuing Calibration Verification (CCV):

• Was CCV conducted every 12 hours?	[✓]	[ ]
• Did any of SPCC meet the minimum RF values?	[✓]	[ ]

		Yes	No
N-nitroso-di-n-propylamine	0.05	[✓]	[ ]
Hexachlorocyclopentadiene	0.05	[✓]	[ ]
2,4-dinitrophenol	0.05	[✓]	[ ]
4-nitrophenol	0.05	[✓]	[ ]

- Did the CCC meet the minimum requirements (D ≤ 20%) for the followings?

Base/Neutral Fraction:

Acenaphthene	[✓]	[ ]
1,4-Dichlorobenzene	[✓]	[ ]
Hexachlorobutadiene	[✓]	[ ]
Diphenylamine	[✓]	[ ]
Di-n-octylphthalate	[✓]	[ ]
Fluoranthene	[✓]	[ ]
Benzo(a)pyrene	[✓]	[ ]

Acid Fraction:

4-Chloro-3-methylphenol	[✓]	[ ]
2,4-Dichlorophenol	[✓]	[ ]
2-Nitrophenol	[✓]	[ ]
Phenol	[✓]	[ ]
Pentachlorophenol	[✓]	[ ]
2,4,6-Trichlorophenol	[✓]	[ ]

- Primary Evaluation: Was Drift or D ≤ 20% calculated from the initial calibration? ~~see comments~~ ✓ yes [X] JMC [X] JMC
- Alternative Evaluation: Maximum allowable Drift/D for each target analyte is ≤ 30%. N/A [ ] [ ]

10. Sample Analysis:

- Was the RRT of an identified component within ± 0.06 RRT units of the RRT of the standard component? [✓] [ ]
- Did the abundance of ions in the sample spectra agree within 30% of the major ions (> 10% of the base ion) in the standard spectra? [✓] [ ]
- Were the internal standard areas within the QC limits (from -50% to +200%)? [✓] [ ]

11. Sample Quality Control:

	Yes	No
• Method Blanks: Were target analytes ≤ 1/2 MRL? ND	[✓]	[ ]
• LCS: Were the percent recoveries for LCS within the limits? ~~(those affecting~~ AC	[✓]	[ ]
• MS/MSD: Were the percent recoveries within limits? N/A	[ ]	[ ]
Were the RPD within control limits?	[ ]	[ ]
• System Monitoring Compounds (Surrogates): are surrogate recoveries within QC limits?	[✓]	[ ]

12. Comments (attach additional sheets if necessary):

R/C MRLs: benzyl alcohol 0%
WJ/C 46DN-2-MP 60%

ICAL %RSDs benzyl alcohol 15.2
benzoic acid 17.7 WJ/C
hexachlorocyclopentadiene 15.5
(benzyl alcohol not retained - (MRL)

Validated/Reviewed by:

Signature: AC Calvin

Date: 04.08.2014

Name: L.S. Calvin

SEMIVOLATILE ORGANIC ANALYSIS CHECKLIST

Project Name: RVAAP CR Site 72

Laboratory: TA - North Canton

Batch Number(s): 68168, 68363, 69035, 69176, 69432

Sample Delivery Group: 18297, 18441, 18449, 18544

	Yes	No
1. Sample Holding Time:		
(a) Were samples extracted within holding time?	[✓]	[ ]
(b) Were samples analyzed within holding time?	[✓]	[ ]
2. Instrument Tuning:		
Was the DFTPP tune performed at the beginning of each 12-hour period during which samples were analyzed?	[✓]	[ ]
3. Ion Mass Assignments:		
Was mass assignment based on m/z 198?	[✓]	[ ]
4. Ion Abundance:		
Indicate if DFTPP ions abundance relative to m/z 198 base peak met the ions abundance criteria:		

m/z	Acceptance Criteria	Yes	No
51	30.0 - 60.0 %	[✓]	[ ]
68	< 2% of mass 69	[✓]	[ ]
70	< 2% of mass 69	[✓]	[ ]
127	40-60%	[✓]	[ ]
197	< 1%	[✓]	[ ]
198	**100%, Base peak**	[✓]	[ ]
199	5-9%	[✓]	[ ]
275	10 - 30%	[✓]	[ ]
365	> 1%	[✓]	[ ]
441	present but < mass 443	[✓]	[ ]
442	> 40%	[✓]	[ ]
443	17-23% of mass 442	[✓]	[ ]

		Yes	No
5.0 Initial Calibration:			
• Did the initial calibration consist of five or more standards?	5-stds	[✓]	[ ]
	more	[✓]	[ ]
If the calibration curve consists of 5-standards, check validity of the calibration model.			
Was the linear model applied?		[✓]	[ ]
• Did the followings System Performance Check Compounds (SPCC) meet the minimum mean response factor (RF)?			
	RF		
N-nitroso-di-n-propylamine	0.05	[✓]	[ ]
Hexachlorocyclopentadiene	0.05	[✓]	[ ]
2,4-dinitrophenol	0.05	[✓]	[ ]
4-nitrophenol	0.05	[✓]	[ ]
• Did the RSD meet the criteria ≤ 30% for the followings each individual Calibration Check Compound (CCC)?			
Base/Neutral Fraction:			
Acenaphthene		[✓]	[ ]
1,4-Dichlorobenzene		[✓]	[ ]
Hexachlorobutadiene		[✓]	[ ]
Diphenylamine		[✓]	[ ]
Di-n-octylphthalate		[✓]	[ ]
Fluoranthene		[✓]	[ ]
Benzo(a)pyrene		[✓]	[ ]
Acid Fraction:			
4-Chloro-3-methylphenol		[✓]	[ ]
2,4-Dichlorophenol		[✓]	[ ]
2-Nitrophenol		[✓]	[ ]
Phenol		[✓]	[ ]
Pentachlorophenol		[✓]	[ ]
2,4,6-Trichlorophenol		[✓]	[ ]
• Are the RSDs for the remaining target analytes ≤ 15%?		[✓]	[ ]
• If the answer is "No", are the mean RSDs ≤ 15% or r ≥ 0.99 with a mean RSD ≤ 15% with a maximum RSD ≤ 30%?		N/A [ ]	[ ]
		[ ]	[ ]

	Yes	No
• Was manual integration "M" performed?	[✓]	[ ]
If the answer is "Yes", check for supporting documents.		
• Was the manual integration necessary?	[✓]	[ ]
If the answer is "No", contact the laboratory inquiring about the reasons behind the manual integration, and **inform the District Chemist immediately if there were no valid reasons**.		

6. QCMDL:

• Was MDL Check performed?	[✓]	[ ]

7. QCMRL:

• Were QC/MRL run at the beginning and end of every daily sequence or every 12 hours?	[✓]	[ ]
• Was the QC/MRL between 70-130% R see comments	[ ]	[✓]
• For the non-contaminants of concern was the QC/MRL between 50-150% (Sporadic Marginal Failure)? N/A	[ ]	[ ]

8. Initial Calibration Verification (ICV):

• Is the mid level (2nd source) recovery within ~~70-130%~~ QSM ± 20% for contaminants of concern ? 3,3'-DCB-21.1% UJ/C in-0014	[ ]	[✓]
• Is the mid level (2nd source) recovery within 50-150% for non-contaminants of concern (Sporadic Marginal Failure)? N/A	[ ]	[ ]

9. Continuing Calibration Verification (CCV):

• Was CCV conducted every 12 hours?	[✓]	[ ]
• Did any of SPCC meet the minimum RF values?	[✓]	[ ]

		Yes	No
N-nitroso-di-n-propylamine	0.05	[✓]	[ ]
Hexachlorocyclopentadiene	0.05	[✓]	[ ]
2,4-dinitrophenol	0.05	[✓]	[ ]
4-nitrophenol	0.05	[✓]	[ ]

- Did the CCC meet the minimum requirements (D ≤ 20%) for the followings?

Base/Neutral Fraction:

Acenaphthene	[✓]	[ ]
1,4-Dichlorobenzene	[✓]	[ ]
Hexachlorobutadiene	[✓]	[ ]
Diphenylamine	[✓]	[ ]
Di-n-octylphthalate	[✓]	[ ]
Fluoranthene	[✓]	[ ]
Benzo(a)pyrene	[✓]	[ ]

Acid Fraction:

4-Chloro-3-methylphenol	[✓]	[ ]
2,4-Dichlorophenol	[✓]	[ ]
2-Nitrophenol	[✓]	[ ]
Phenol	[✓]	[ ]
Pentachlorophenol	[✓]	[ ]
2,4,6-Trichlorophenol	[✓]	[ ]

- Primary Evaluation: Was Drift or D ≤ 20% calculated from the initial calibration? [✓] [ ]
- Alternative Evaluation: Maximum allowable Drift/D for each target analyte is ≤ 30%. N/A [ ] [ ]

10. Sample Analysis:

- Was the RRT of an identified component within ± 0.06 RRT units of the RRT of the standard component? [✓] [ ]
- Did the abundance of ions in the sample spectra agree within 30% of the major ions (> 10% of the base ion) in the standard spectra? [✓] [ ]
- Were the internal standard areas within the QC limits (from -50% to +200%)? [✓] [ ]

11. Sample Quality Control:

	Yes	No
• Method Blanks: Were target analytes ≤ 1/2 MRL? bis 19.2J u/B @ RL 56 in-0014	[✓]	[ ]
• LCS: Were the percent recoveries for LCS within the limits?	[✓]	[ ]
• MS/MSD: Were the percent recoveries within limits?	[✓]	[ ]
Were the RPD within control limits?	[✓]	[ ]
• System Monitoring Compounds (Surrogates): are surrogate recoveries within QC limits? 2-Fluorobiphenyl 44% (45-105) in-0026 Re-extr. out of HT. RB R/D, orig J, UJ/S	[ ]	[ ]

12. Comments (attach additional sheets if necessary):

MRL assoc w/full list - 0014 4-NA 0% R/C
24DN2MP 69% } UJ/C
24DNP 55% }

- 24- and 26-dinitrotoluene rejected R/D (reported only from 8330B analysis)

Validated/Reviewed by:

Signature: LSCalvin

Date: 3.21.2014

Name: L.S. Calvin

SEMIVOLATILE ORGANIC ANALYSIS CHECKLIST

Project Name: RVAAP CR Site 75

Laboratory: TA - North Canton

Batch Number(s): 45933, 47436 (re-extr.)

Sample Delivery Group: 17467

	Yes	No
1. Sample Holding Time: RE out / bis UJ/H		
(a) Were samples extracted within holding time?	[✓]	[ ]
(b) Were samples analyzed within holding time?	[✓]	[ ]
2. Instrument Tuning:		
Was the DFTPP tune performed at the beginning of each 12-hour period during which samples were analyzed?	[✓]	[ ]
3. Ion Mass Assignments:		
Was mass assignment based on m/z 198?	[✓]	[ ]
4. Ion Abundance:		
Indicate if DFTPP ions abundance relative to m/z 198 base peak met the ions abundance criteria:		

m/z	Acceptance Criteria	Yes	No
51	30.0 - 60.0 %	[✓]	[ ]
68	< 2% of mass 69	[✓]	[ ]
70	< 2% of mass 69	[✓]	[ ]
127	40-60%	[✓]	[ ]
197	< 1%	[✓]	[ ]
198	**100%, Base peak**	[✓]	[ ]
199	5-9%	[✓]	[ ]
275	10 - 30%	[✓]	[ ]
365	> 1%	[✓]	[ ]
441	present but < mass 443	[✓]	[ ]
442	> 40%	[✓]	[ ]
443	17-23% of mass 442	[✓]	[ ]

		Yes	No
5.0 Initial Calibration:			
• Did the initial calibration consist of five or more standards?	5-stds	[✓]	[ ]
	more	[✓]	[ ]
If the calibration curve consists of 5-standards, check validity of the calibration model.			
Was the linear model applied?		[✓]	[ ]
• Did the followings System Performance Check Compounds (SPCC) meet the minimum mean response factor (RF)?			
	RF		
N-nitroso-di-n-propylamine	0.05	[✓]	[ ]
Hexachlorocyclopentadiene	0.05	[✓]	[ ]
2,4-dinitrophenol	0.05	[✓]	[ ]
4-nitrophenol	0.05	[✓]	[ ]
• Did the RSD meet the criteria ≤ 30% for the followings each individual Calibration Check Compound (CCC)?			
Base/Neutral Fraction:			
Acenaphthene		[✓]	[ ]
1,4-Dichlorobenzene		[✓]	[ ]
Hexachlorobutadiene		[✓]	[ ]
Diphenylamine		[✓]	[ ]
Di-n-octylphthalate		[✓]	[ ]
Fluoranthene		[✓]	[ ]
Benzo(a)pyrene		[✓]	[ ]
Acid Fraction:			
4-Chloro-3-methylphenol		[✓]	[ ]
2,4-Dichlorophenol		[✓]	[ ]
2-Nitrophenol		[✓]	[ ]
Phenol		[✓]	[ ]
Pentachlorophenol		[✓]	[ ]
2,4,6-Trichlorophenol		[✓]	[ ]
• Are the RSDs for the remaining target analytes ≤ 15%? (those affecting sample data)		[✓]	[ ]
• If the answer is "No", are the mean RSDs ≤ 15% or r ≥ 0.99 with a mean RSD ≤ 15% with a maximum RSD ≤ 30%?		N/A [ ]	[ ]
		[ ]	[ ]

	Yes	No
• Was manual integration "M" performed?	[✓]	[ ]
If the answer is "Yes", check for supporting documents.		
• Was the manual integration necessary?	[✓]	[ ]
If the answer is "No", contact the laboratory inquiring about the reasons behind the manual integration, and **inform the District Chemist immediately if there were no valid reasons**.		

6. QCMDL:

• Was MDL Check performed?	[ ]	[✓]

7. QCMRL:

• Were QC/MRL run at the beginning and end of every daily sequence or every 12 hours?	[✓]	[ ]
• Was the QC/MRL between 70-130% R see comments	[ ]	[✓]
• For the non-contaminants of concern was the QC/MRL between 50-150% (Sporadic Marginal Failure)? N/A	[ ]	[ ]

8. Initial Calibration Verification (ICV):

• Is the mid level (2nd source) recovery within ~~70-130%~~ QSM ± 20% for contaminants of concern ?	[✓]	[ ]
• Is the mid level (2nd source) recovery within 50-150% for non-contaminants of concern (Sporadic Marginal Failure)? N/A	[ ]	[ ]

9. Continuing Calibration Verification (CCV):

• Was CCV conducted every 12 hours?	[✓]	[ ]
• Did any of SPCC meet the minimum RF values?	[✓]	[ ]

		Yes	No
N-nitroso-di-n-propylamine	0.05	[✓]	[ ]
Hexachlorocyclopentadiene	0.05	[✓]	[ ]
2,4-dinitrophenol	0.05	[✓]	[ ]
4-nitrophenol	0.05	[✓]	[ ]

- Did the CCC meet the minimum requirements (D ≤ 20%) for the followings?

Base/Neutral Fraction:

Acenaphthene	[✓]	[ ]
1,4-Dichlorobenzene	[✓]	[ ]
Hexachlorobutadiene	[✓]	[ ]
Diphenylamine	[✓]	[ ]
Di-n-octylphthalate	[✓]	[ ]
Fluoranthene	[✓]	[ ]
Benzo(a)pyrene	[✓]	[ ]

Acid Fraction:

4-Chloro-3-methylphenol	[✓]	[ ]
2,4-Dichlorophenol	[✓]	[ ]
2-Nitrophenol	[✓]	[ ]
Phenol	[✓]	[ ]
Pentachlorophenol	[✓]	[ ]
2,4,6-Trichlorophenol	[✓]	[ ]

- Primary Evaluation: Was Drift or D ≤ 20% calculated from the initial calibration? [✓] [ ]
- Alternative Evaluation: Maximum allowable Drift/D for each target analyte is ≤ 30%. N/A [ ] [ ]

10. Sample Analysis:

- Was the RRT of an identified component within ± 0.06 RRT units of the RRT of the standard component? [✓] [ ]
- Did the abundance of ions in the sample spectra agree within 30% of the major ions (> 10% of the base ion) in the standard spectra? [✓] [ ]
- Were the internal standard areas within the QC limits (from -50% to +200%)? [✓] [ ]

11. Sample Quality Control:

	Yes	No
• Method Blanks: Were target analytes ≤ 1/2 MRL? see comments	[ ]	[✓]
• LCS: Were the percent recoveries for LCS within the limits?	[✓]	[ ]
• MS/MSD: Were the percent recoveries within limits? (R/Q) 3,3' DCB 5%/Ø, 4-N/A 30/25% (35-115) (UJ/Q)	[ ]	[✓]
Were the RPD within control limits?	[✓]	[ ]
• System Monitoring Compounds (Surrogates): are surrogate recoveries within QC limits?	[✓]	[ ]

12. Comments (attach additional sheets if necessary):

- Original MTS: bis-2(ethylhexyl) phthalate >40Q @ 90.1 ug/kg REJ for bis only. Bis reported out of HT from re-extr.
- 2,4-DNT and 2,6-DNT reported from 8330 analysis

MRLs			
	benzo(ghi) perylene	58%	J/C
	dibenz(ah) anthracene	68%	UJ/C
	4,6-dinitro-2-methylphenol	46%	UJ/C
	2,4-dinitrophenol	37%	UJ/C
	hexachloroethane	58%	UJ/C
	indeno(1,2,3-cd) pyrene	67%	J/C

Validated/Reviewed by:

Signature: LSCalvin

Date: 3·20·2014

Name: L.S. Calvin

SEMIVOLATILE ORGANIC ANALYSIS CHECKLIST

Project Name: RVAAP CR Site 77

Laboratory: TA - North Canton

Batch Number(s): 65931

Sample Delivery Group: 17525

	Yes	No
1. Sample Holding Time:		
(a) Were samples extracted within holding time?	[✓]	[ ]
(b) Were samples analyzed within holding time?	[✓]	[ ]
2. Instrument Tuning:		
Was the DFTPP tune performed at the beginning of each 12-hour period during which samples were analyzed?	[✓]	[ ]
3. Ion Mass Assignments:		
Was mass assignment based on m/z 198?	[✓]	[ ]
4. Ion Abundance:		
Indicate if DFTPP ions abundance relative to m/z 198 base peak met the ions abundance criteria:		
m/z — Acceptance Criteria		
51 — 30.0 - 60.0 %	[✓]	[ ]
68 — < 2% of mass 69	[✓]	[ ]
70 — < 2% of mass 69	[✓]	[ ]
127 — 40-60%	[✓]	[ ]
197 — < 1%	[✓]	[ ]
198 — 100%, Base peak	[✓]	[ ]
199 — 5-9%	[✓]	[ ]
275 — 10 - 30%	[✓]	[ ]
365 — > 1%	[✓]	[ ]
441 — present but < mass 443	[✓]	[ ]
442 — > 40%	[✓]	[ ]
443 — 17-23% of mass 442	[✓]	[ ]

		Yes	No
5.0 Initial Calibration:			
• Did the initial calibration consist of five or more standards?	5-stds	[✓]	[ ]
	more	[✓]	[ ]
If the calibration curve consists of 5-standards, check validity of the calibration model.			
Was the linear model applied?		[✓]	[ ]
• Did the followings System Performance Check Compounds (SPCC) meet the minimum mean response factor (RF)?			
	RF		
N-nitroso-di-n-propylamine	0.05	[✓]	[ ]
Hexachlorocyclopentadiene	0.05	[✓]	[ ]
2,4-dinitrophenol	0.05	[✓]	[ ]
4-nitrophenol	0.05	[✓]	[ ]
• Did the RSD meet the criteria ≤ 30% for the followings each individual Calibration Check Compound (CCC)?			
Base/Neutral Fraction:			
Acenaphthene		[✓]	[ ]
1,4-Dichlorobenzene		[✓]	[ ]
Hexachlorobutadiene		[✓]	[ ]
Diphenylamine		[✓]	[ ]
Di-n-octylphthalate		[✓]	[ ]
Fluoranthene		[✓]	[ ]
Benzo(a)pyrene		[✓]	[ ]
Acid Fraction:			
4-Chloro-3-methylphenol		[✓]	[ ]
2,4-Dichlorophenol		[✓]	[ ]
2-Nitrophenol		[✓]	[ ]
Phenol		[✓]	[ ]
Pentachlorophenol		[✓]	[ ]
2,4,6-Trichlorophenol		[✓]	[ ]
• Are the RSDs for the remaining target analytes ≤ 15%?		[✓]	[ ]
• If the answer is "No", are the mean RSDs ≤ 15% or r ≥ 0.99 with a mean RSD ≤ 15% with a maximum RSD ≤ 30%?	N/A	[ ]	[ ]
		[ ]	[ ]

	Yes	No
• Was manual integration "M" performed?	[✓]	[ ]
If the answer is "Yes", check for supporting documents.		
• Was the manual integration necessary?	[✓]	[ ]
If the answer is "No", contact the laboratory inquiring about the reasons behind the manual integration, and **inform the District Chemist immediately if there were no valid reasons**.		

6. QCMDL:

• Was MDL Check performed?	[ ]	[✓]

7. QCMRL:

• Were QC/MRL run at the beginning and end of every daily sequence or every 12 hours?	[✓]	[ ]
• Was the QC/MRL between 70-130%? N-nitrosodiphenylamine not recovered/closing R/C	[ ]	[✓]
• For the non-contaminants of concern was the QC/MRL between 50-150% (Sporadic Marginal Failure)? N/A	[ ]	[ ]

8. Initial Calibration Verification (ICV):

• Is the mid level (2nd source) recovery within ~~70-130%~~ QSM ±20% for contaminants of concern ? 3,3'-DCB -21.1 NC/C	[✓] NC	[✓]
• Is the mid level (2nd source) recovery within 50-150% for non-contaminants of concern (Sporadic Marginal Failure)? N/A	[ ]	[ ]

9. Continuing Calibration Verification (CCV):

• Was CCV conducted every 12 hours?	[✓]	[ ]
• Did any of SPCC meet the minimum RF values?	[✓]	[ ]

		Yes	No
N-nitroso-di-n-propylamine	0.05	[✓]	[ ]
Hexachlorocyclopentadiene	0.05	[✓]	[ ]
2,4-dinitrophenol	0.05	[✓]	[ ]
4-nitrophenol	0.05	[✓]	[ ]

- Did the CCC meet the minimum requirements (D ≤ 20%) for the followings?

Base/Neutral Fraction:

Acenaphthene	[✓]	[ ]
1,4-Dichlorobenzene	[✓]	[ ]
Hexachlorobutadiene	[✓]	[ ]
Diphenylamine	[✓]	[ ]
Di-n-octylphthalate	[✓]	[ ]
Fluoranthene	[✓]	[ ]
Benzo(a)pyrene	[✓]	[ ]

Acid Fraction:

4-Chloro-3-methylphenol	[✓]	[ ]
2,4-Dichlorophenol	[✓]	[ ]
2-Nitrophenol	[✓]	[ ]
Phenol	[✓]	[ ]
Pentachlorophenol	[✓]	[ ]
2,4,6-Trichlorophenol	[✓]	[ ]

- Primary Evaluation: Was Drift or D ≤ 20% calculated from the initial calibration? [✓] [ ]
- Alternative Evaluation: Maximum allowable Drift/D for each target analyte is ≤ 30%. N/A [ ] [ ]

10. Sample Analysis:

- Was the RRT of an identified component within ± 0.06 RRT units of the RRT of the standard component? [✓] [ ]
- Did the abundance of ions in the sample spectra agree within 30% of the major ions (> 10% of the base ion) in the standard spectra? [✓] [ ]
- Were the internal standard areas within the QC limits (from -50% to +200%)? [✓] [ ]

11. Sample Quality Control:

	Yes	No
• Method Blanks: Were target analytes ≤ 1/2 MRL? bis 30.7J / ND in sample	[✓]	[ ]
• LCS: Were the percent recoveries for LCS within the limits?	[✓]	[ ]
• MS/MSD: Were the percent recoveries within limits? benzoic acid not recovered R/Q	[ ]	[✓]
Were the RPD within control limits?	[✓]	[ ]
• System Monitoring Compounds (Surrogates): are surrogate recoveries within QC limits?	[✓]	[ ]

12. Comments (attach additional sheets if necessary):

Validated/Reviewed by:

Signature: LSCalvin

Date: 3·28·2014

Name: L.S. Calvin

SEMIVOLATILE ORGANIC ANALYSIS CHECKLIST

Project Name: RVAAP CR Site 83

Laboratory: CT Labs

Batch Number(s): 45489, 45490

Sample Delivery Group: 99211

	Yes	No
1. Sample Holding Time:		
(a) Were samples extracted within holding time?	[✓]	[ ]
(b) Were samples analyzed within holding time?	[✓]	[ ]
2. Instrument Tuning:		
Was the DFTPP tune performed at the beginning of each 12-hour period during which samples were analyzed?	[✓]	[ ]
3. Ion Mass Assignments:		
Was mass assignment based on m/z 198?	[✓]	[ ]
4. Ion Abundance:		
Indicate if DFTPP ions abundance relative to m/z 198 base peak met the ions abundance criteria:		
m/z — Acceptance Criteria		
51 — 30.0 - 60.0 %	[✓]	[ ]
68 — < 2% of mass 69	[✓]	[ ]
70 — < 2% of mass 69	[✓]	[ ]
127 — 40-60%	[✓]	[ ]
197 — < 1%	[✓]	[ ]
198 — 100%, Base peak	[✓]	[ ]
199 — 5-9%	[✓]	[ ]
275 — 10 - 30%	[✓]	[ ]
365 — > 1%	[✓]	[ ]
441 — present but < mass 443	[✓]	[ ]
442 — > 40%	[✓]	[ ]
443 — 17-23% of mass 442	[✓]	[ ]

		Yes	No
5.0 Initial Calibration:			
• Did the initial calibration consist of five or more standards?	5-stds	[✓]	[ ]
	more	[✓]	[ ]
If the calibration curve consists of 5-standards, check validity of the calibration model.			
Was the linear model applied?		[✓]	[ ]
• Did the followings System Performance Check Compounds (SPCC) meet the minimum mean response factor (RF)?			
	RF		
N-nitroso-di-n-propylamine	0.05	[✓]	[ ]
Hexachlorocyclopentadiene	0.05	[✓]	[ ]
2,4-dinitrophenol	0.05	[✓]	[ ]
4-nitrophenol	0.05	[✓]	[ ]
• Did the RSD meet the criteria ≤ 30% for the followings each individual Calibration Check Compound (CCC)?			
Base/Neutral Fraction:			
Acenaphthene		[✓]	[ ]
1,4-Dichlorobenzene		[✓]	[ ]
Hexachlorobutadiene		[✓]	[ ]
Diphenylamine		[✓]	[ ]
Di-n-octylphthalate		[✓]	[ ]
Fluoranthene		[✓]	[ ]
Benzo(a)pyrene		[✓]	[ ]
Acid Fraction:			
4-Chloro-3-methylphenol		[✓]	[ ]
2,4-Dichlorophenol		[✓]	[ ]
2-Nitrophenol		[✓]	[ ]
Phenol		[✓]	[ ]
Pentachlorophenol		[✓]	[ ]
2,4,6-Trichlorophenol		[✓]	[ ]
• Are the RSDs for the remaining target analytes ≤ 15%? see comments		[ ]	[✓]
• If the answer is "No", are the mean RSDs ≤ 15% or r ≥ 0.99 with a mean RSD ≤ 15% with a maximum RSD ≤ 30%? yes		[ ]	[ ]
		N/A [ ]	[ ]

	Yes	No
• Was manual integration "M" performed?	[✓]	[ ]
If the answer is "Yes", check for supporting documents.		
• Was the manual integration necessary?	[✓]	[ ]
If the answer is "No", contact the laboratory inquiring about the reasons behind the manual integration, and **inform the District Chemist immediately if there were no valid reasons**.		

6. QCMDL:

• Was MDL Check performed?	[ ]	[✓]

7. QCMRL:

• Were QC/MRL run at the beginning and end of every daily sequence or every 12 hours?	[✓]	[ ]
see comments		
• Was the QC/MRL between 70-130% R	[ ]	[✓]
• For the non-contaminants of concern was the QC/MRL between 50-150% (Sporadic Marginal Failure)?	N/A [ ]	[ ]

8. Initial Calibration Verification (ICV):

• Is the mid level (2nd source) recovery within 70-130% for contaminants of concern ?	[✓]	[ ]
• Is the mid level (2nd source) recovery within 50-150% for non-contaminants of concern (Sporadic Marginal Failure)?	N/A [ ]	[ ]

9. Continuing Calibration Verification (CCV):

• Was CCV conducted every 12 hours?	[✓]	[ ]
• Did any of SPCC meet the minimum RF values?	[✓]	[ ]

		Yes	No
N-nitroso-di-n-propylamine	0.05	[✓]	[ ]
Hexachlorocyclopentadiene	0.05	[✓]	[ ]
2,4-dinitrophenol	0.05	[✓]	[ ]
4-nitrophenol	0.05	[✓]	[ ]

- Did the CCC meet the minimum requirements (D ≤ 20%) for the followings?

Base/Neutral Fraction:

Acenaphthene	[✓]	[ ]
1,4-Dichlorobenzene	[✓]	[ ]
Hexachlorobutadiene	[✓]	[ ]
Diphenylamine	[✓]	[ ]
Di-n-octylphthalate	[✓]	[ ]
Fluoranthene	[✓]	[ ]
Benzo(a)pyrene	[✓]	[ ]

Acid Fraction:

4-Chloro-3-methylphenol	[✓]	[ ]
2,4-Dichlorophenol	[✓]	[ ]
2-Nitrophenol	[✓]	[ ]
Phenol	[✓]	[ ]
Pentachlorophenol	[✓]	[ ]
2,4,6-Trichlorophenol	[✓]	[ ]

- Primary Evaluation: Was Drift or D ≤ 20% calculated from the initial calibration? [✓] [ ]
- Alternative Evaluation: Maximum allowable Drift/D for each target analyte is ≤ 30%. N/A [ ] [ ]

10. Sample Analysis:

- Was the RRT of an identified component within ± 0.06 RRT units of the RRT of the standard component? [✓] [ ]
- Did the abundance of ions in the sample spectra agree within 30% of the major ions (> 10% of the base ion) in the standard spectra? [✓] [ ]
- Were the internal standard areas within the QC limits (from -50% to +200%)? [✓] [ ]

11. Sample Quality Control:

	Yes	No
• Method Blanks: Were target analytes ≤ 1/2 MRL? ND	[✓]	[ ]
• LCS: Were the percent recoveries for LCS within the limits?	[✓]	[ ]
• MS/MSD: Were the percent recoveries within limits? N/A	[ ]	[ ]
Were the RPD within control limits?	[ ]	[ ]
• System Monitoring Compounds (Surrogates): are surrogate recoveries within QC limits?	[✓]	[ ]

12. Comments (attach additional sheets if necessary):

MRL: benzyl alcohol not recovered/begr end R/C
hexachlorocyclopentadiene 69%/ending ~~R/AC~~ UJ/C

ICAL RSDs: benzyl alcohol 15.2 UJ/C
benzoic acid 17.7 (R/C for MRL)
hexachlorocyclopentadiene 15.5 UJ/C

AC ~~2,4-dinitrotoluene / 2,6-dinitrotoluene reported from 8330/R/D in 8270C~~

Validated/Reviewed by:

Signature: A Calvin

Date: 4.4.2014

Name: L.S. Calvin

~~Total Petroleum Hydrocarbons (TPH)~~ ~~POLY CHLORINATED BIPHENYLS (PCB/AROCLORS)~~ CHECKLIST

Project Name: RVAAP CR Site 70

Laboratory: TA - North Canton

Batch Number(s): ~~65273, 69738~~ / 65134, 70013

Sample Delivery Group: ~~17230, 17317, 18581~~, 18735

	Yes	No
1. Holding Time:		
(a) Were samples extracted within holding time?	[✓]	[ ]
(b) Were samples analyzed within holding time?	[✓]	[ ]
2. Initial Calibration:		
• Did the initial calibration consist of five standards?	[✓]	[ ]
NC • ~~Did Aroclors 1016 and 1260 meet the~~ RSD ≤ 20% or the r ≥ 0.99?	[ ]	[ ]
• Was manual integration "M" performed? If the answer is "Yes", check for supporting documents. TPH - GRO	[✓]	[X] NC
• Was the manual integration necessary? NC N/A	[✓]	[ ]
If the answer is "no", contact the laboratory inquiring about the reasons behind the manual integration, and **inform the District Chemist immediately if there were no valid reasons.**		
3. QCMDL:		
• Was MDL Check performed?	[ ]	[✓]
4. QCMRL:		
• Were QC/MRL run at the beginning and end of every daily sequence or every 12 hours??	[✓]	[ ]
• Was the QC/MRL between 70-130% R	[ ]	[✓]
C4-C12 133% T/C IN-0006M		
5. Initial Calibration Verification (ICV):		
Is the mid level (2nd source) recovery within ~~85-115%?~~ QSM ± 20%	[✓]	[ ]

	Yes	No
6. Continuing Calibration Verification (CCV):		
• Was CCV conducted every 12 hours? QSM ≤20%	[✓]	[ ]
• Was Drift or D ~~≤15%~~ from the initial calibration with a maximum %D < 20% for a specific compound?	[✓]	[ ]
7. Sample Analysis:		
• Was the RRT of an identified component within the retention time window created as SW-846 requires?	[✓]	[ ]
• Were samples with levels higher than the calibration range (E), diluted and re-analyzed? 10X -0042M / DRO	[✓]	[ ]
• Were identified Aroclors confirmed on a second GC column?	N/A [ ]	[ ]
• Were individual Aroclor standards used to determine the pattern of the peaks? (Individual Aroclors are 1221, 1232, 1242, 1248, and 1254. Both Aroclor 1016, and 1260 can be used from the mixed calibration standards.)	[ ]	[ ]
• Was RPD of target analyte conformation ≤ 40?	[ ]	[ ]
8. Sample Quality Control:		
• Method Blanks: Were target analytes ≤ 1/2 MRL?	[✓]	[ ]
• LCS: Were the percent recoveries for LCS within the limits?	[✓]	[ ]
• MS/MSD: Were the percent recoveries within limits?	[✓]	[ ]
Were the RPDs within control limits? -0006M 35% (≤30%) J/Q	[ ]	[✓]
• System Monitoring Compounds (Surrogates): are surrogate recoveries within QC limits?	[✓]	[ ]

9. Comments (attach additional sheets if necessary):

Validated/Reviewed by:

Signature: LS Calvin

Date: 3-19-2014

Name: L.S. Calvin

Total Petroleum Hydrocarbons (TPH) ~~POLY CHLORINATED BIPHENYLS (PCB/AROCLORS)~~ CHECKLIST

Project Name: RVAAP CR Site 71

Laboratory: CT Labs

Batch Number(s): 45509, 45515

Sample Delivery Group: 99236

	Yes	No
1. Holding Time:		
(a) Were samples extracted within holding time?	[✓]	[ ]
(b) Were samples analyzed within holding time?	[✓]	[ ]
2. Initial Calibration:		
• Did the initial calibration consist of five standards?	[✓]	[ ]
• Did Aroclors 1016 and 1260 meet the RSD ≤ 20% or the r ≥ 0.99?	[✓]	[ ]
• Was manual integration "M" performed? If the answer is "Yes", check for supporting documents.	[ ]	[✓]
• Was the manual integration necessary? N/A	[ ]	[ ]
If the answer is "no", contact the laboratory inquiring about the reasons behind the manual integration, and **inform the District Chemist immediately if there were no valid reasons.**		
3. QCMDL:		
• Was MDL Check performed?	[ ]	[✓]
4. QCMRL:		
• Were QC/MRL run at the beginning and end of every daily sequence or every 12 hours??	[✓]	[ ]
• Was the QC/MRL between 70-130% R	[✓]	[ ]
5. Initial Calibration Verification (ICV):		
Is the mid level (2nd source) recovery within ~~85 - 115%~~ QSM ± 20%?	[✓]	[ ]

	Yes	No
6. Continuing Calibration Verification (CCV):		
• Was CCV conducted every 12 hours?	[✓]	[ ]
MC QSM ≤ 20% • Was Drift or D ~~≤ 15%~~ from the initial calibration with a maximum %D < 20% for a specific compound?	[✓]	[ ]
7. Sample Analysis:		
• Was the RRT of an identified component within the retention time window created as SW-846 requires?	[✓]	[ ]
• Were samples with levels higher than the calibration range (E), diluted and re-analyzed? N/A	[ ]	[ ]
• Were identified Aroclors confirmed on a second GC column? N/A	[ ]	[ ]
• Were individual Aroclor standards used to determine the pattern of the peaks? (Individual Aroclors are 1221, 1232, 1242, 1248, and 1254. Both Aroclor 1016, and 1260 can be used from the mixed calibration standards.)	[ ]	[ ]
• Was RPD of target analyte conformation ≤ 40? N/A	[ ]	[ ]
8. Sample Quality Control:		
• Method Blanks: Were target analytes ≤ 1/2 MRL? ND	[✓]	[ ]
• LCS: Were the percent recoveries for LCS within the limits?	[✓]	[ ]
• MS/MSD: Were the percent recoveries within limits? N/A	[ ]	[ ]
Were the RPDs within control limits?	[ ]	[ ]
• System Monitoring Compounds (Surrogates): are surrogate recoveries within QC limits?	[✓]	[ ]

9. Comments (attach additional sheets if necessary):

Validated/Reviewed by:

Signature: LSCalvin

Date: 4.7.2014

Name: L.S. Calvin

Total Petroleum Hydrocarbons (TPH) ~~POLY CHLORINATED BIPHENYLS~~ VOC ~~(PCB/AROCLORS)~~ CHECKLIST

Project Name: RVAAP CR Site 72

Laboratory: TA-North Canton

Batch Number(s): DRO: 68158, 68574, 69161, 69020 GRO: 68246, 68680, 69142, 69738

Sample Delivery Group: 18297, 18441, 18449, 18544, 18703

	Yes	No
1. Holding Time:		
(a) Were samples extracted within holding time?	[✓]	[ ]
(b) Were samples analyzed within holding time?	[✓]	[ ]
2. Initial Calibration:		
• Did the initial calibration consist of five standards?	[✓]	[ ]
• ~~Did Aroclors 1016 and 1260 meet the~~ RSD ≤ 20% or the r ≥ 0.99?	[✓]	[ ]
• Was manual integration "M" performed? If the answer is "Yes", check for supporting documents.	[✓]	[ ]
• Was the manual integration necessary?	[✓]	[ ]
If the answer is "no", contact the laboratory inquiring about the reasons behind the manual integration, and **inform the District Chemist immediately if there were no valid reasons.**		
3. QCMDL:		
• Was MDL Check performed?	[ ]	[✓]
4. QCMRL:		
• Were QC/MRL run at the beginning and end of every daily sequence or every 12 hours??	[✓]	[ ]
• Was the QC/MRL between 70-130% R	[✓]	[ ]
5. Initial Calibration Verification (ICV):		
Is the mid level (2nd source) recovery within ~~85 - 115%~~ QSM ±20%?	[✓]	[ ]

	Yes	No
6. Continuing Calibration Verification (CCV):		
• Was CCV conducted every 12 hours?	[✓]	[ ]
• Was Drift or D ≤ 15% from the initial calibration with a maximum %D < 20% for a specific compound? those affecting sample data	[✓]	[ ]
7. Sample Analysis:		
• Was the RRT of an identified component within the retention time window created as SW-846 requires?	[✓]	[ ]
• Were samples with levels higher than the calibration range (E), diluted and re-analyzed? N/A	[ ]	[ ]
• Were identified Aroclors confirmed on a second GC column?	[ ]	[ ]
• Were individual Aroclor standards used to determine the pattern of the peaks? (Individual Aroclors are 1221, 1232, 1242, 1248, and 1254. Both Aroclor 1016, and 1260 can be used from the mixed calibration standards.) N/A	[ ]	[ ]
• Was RPD of target analyte conformation ≤ 40?	[ ]	[ ]
8. Sample Quality Control:		
• Method Blanks: Were target analytes ≤ 1/2 MRL? (ND)	[✓]	[ ]
• LCS: Were the percent recoveries for LCS within the limits?	[✓]	[ ]
• MS/MSD: Were the percent recoveries within limits?	[✓]	[ ]
Were the RPDs within control limits? C6-C12 49% -0001 / 67% 0026	[ ]	[✓]
• System Monitoring Compounds (Surrogates): are surrogate recoveries within QC limits?	[✓]	[ ]

9. Comments (attach additional sheets if necessary):

One MRL & CCV had high recoveries due to sample carryover; however associated samples were ND and not affected.

Validated/Reviewed by:

Signature: LS Calvin

Date: 3.25.2014

Name: LS Calvin

VOLATILE ORGANIC ANALYSIS CHECKLIST

Project Name: RVAAP CR Site 70

Laboratory: TA - North Canton

Batch Number(s): 64897, 68905

Sample Delivery Group (SDG): 17230, 18581

	Yes	No
1. Holding Time:		
(a) Were samples preserved?	[✓]	[ ]
(b) Were samples analyzed within holding time?	[✓]	[ ]
2. Was the BFB tune performed at the beginning of each 12-hour period during which samples were analyzed?	[✓]	[ ]
3. Was mass assignment based on m/z 95?	[✓]	[ ]
4. Indicate if BFB ions abundance relative to m/z 95 base peak met the ions abundance criteria:		

m/z	Acceptance Criteria	Yes	No
50	15.0 - 40.0 %	[✓]	[ ]
75	30.0 - 66.0 %	[✓]	[ ]
95	**100%, Base Peak**	[✓]	[ ]
96	5.0 - 9.0%	[✓]	[ ]
173	<2.0% of m/z 174	[✓]	[ ]
174	>50%	[✓]	[ ]
175	5.0 - 9.0% of mass 174	[✓]	[ ]
176	95.0 - 101.0% of m/z 174	[✓]	[ ]
177	5.0 - 9.0% of m/z 176	[✓]	[ ]

The relative ion abundance of m/z 95/96, m/z 174/176, and 176/177 are of critical importance.

The relative ion abundance of m/z 50 and 75 are of lower importance.

	Yes	No
5. Initial Calibration:		
• Did the initial calibration consist of five standards?	[✓]	[ ]
• Did the System Performance Check Compounds (SPCC) meet the minimum mean response factor (RF)?		
RF		
Chloromethane 0.1	[✓]	[ ]
1,1-Dichloroethane 0.1	[✓]	[ ]
Bromoform 0.1	[✓]	[ ]
Chlorobenzene 0.3	[✓]	[ ]
1,1,2,2-Tetrachloroethane 0.3	[✓]	[ ]
• Did the RSD meet the criteria ≤ 30% for each individual Calibration Check Compound (CCC)?		
1,1-Dichloroethene	[✓]	[ ]
Chloroform	[✓]	[ ]
1,2-Dichloropropane	[✓]	[ ]
Toluene	[✓]	[ ]
Ethylbenzene	[✓]	[ ]
Vinyl chloride	[✓]	[ ]
• Are the RSDs for the remaining target analytes ≤ 15% or r ≥ 0.99 with a mean RSD ≤ 15% with a maximum RSD ≤ 20%?	[✓]	[ ]
If the answer is "No", are the mean RSDs ≤ 15%? N/A	[ ]	[ ]
• Was manual integration "M" performed?	[ ]	[✓]
If the answer is "Yes", check for supporting documents. N/A	[ ]	[ ]
• Was the manual integration necessary?	[ ]	[ ]
If the answer is "No", contact the laboratory inquiring about the reasons behind the manual integration, and **inform the District Chemist immediately if there were no valid reasons**.		
6. QCMDL:	[ ]	[✓]
• Was MDL Check performed?		
7. QCMRL:	[✓]	[ ]

	Yes	No
• Were QC/MRL run at the beginning and end of every daily sequence or every 12 hours?	[✓]	[ ]
• Was the QC/MRL between 70-130% R acetone 58% 0705S-0006M-0001-SO 2-hexanone 68% 0705B-004AM-0001-SO - UJ/C	[ ]	[✓]
• For the non-contaminants of concern was the QC/MRL between 60-140% (Sporadic Marginal Failure) N/A	[ ]	[ ]

8. Initial Calibration Verification (ICV):

	Yes	No
• Is the mid level (2nd source) recovery within 80 - 120% for contaminants of concern ?	[✓]	[ ]
• Is the mid level (2nd source) recovery within 60-140% for non-contaminants of concern (Sporadic Marginal Failure)?		

9. Continuing Calibration Verification (CCV):

	Yes	No
• Was CCV conducted every 12 hours?	[✓]	[ ]
• Did SPCC meet the RF values?	[✓]	[ ]

RF

		Yes	No
Chloromethane	0.1	[✓]	[ ]
1,1-Dichloroethane	0.1	[✓]	[ ]
Bromoform	0.1	[✓]	[ ]
Chlorobenzene	0.3	[✓]	[ ]
1,1,2,2-Tetrachloroethane	0.3	[✓]	[ ]

	Yes	No
• Did the CCC meet the minimum requirements (D ≤ 20%)?	[✓]	[ ]
1,1-Dichloroethene	[✓]	[ ]
Chloroform	[✓]	[ ]
1,2-Dichloropropane	[✓]	[ ]
Toluene	[✓]	[ ]
Ethylbenzene	[✓]	[ ]
Vinyl chloride	[✓]	[ ]
• Primary Evaluation: Was the mean, Drift or D ≤ 20% from the initial calibration?	[✓]	[ ]

• Alternative Evaluation: Maximum allowable Drift/D for

	Yes	No
each target analyte is ≤ 30% when mean D ≤ 20%? N/A	[ ]	[ ]

10. Sample Analysis:

• Was the RRT of an identified component within ± 0.06 RRT units of the RRT of the standard component?	[✓]	[ ]
• Did the abundance of ions in the sample spectra agree within 30% of the major ions (> 10% of the base ion) in the standard spectra?	[✓]	[ ]
• Were the internal standard areas within the QC limits (from -50% to +200%)?	[✓]	[ ]

11. Sample Quality Control:

• Method Blanks: Were target analytes ≤ 1/2 MRL?	[✓]	[ ]
2 hexanone, MIBK / U @ 20Q in 0006M		
• LCS: Were the percent recoveries for LCS within the limits?	[✓]	[ ]
• MS/MSD: Were the percent recoveries within limits?	[✓]	[ ]
(those affecting sample data		
Were the RPD within control limits?	[ ]	[✓]
1,1,2,2,-TCA 51% UJ/Q in 0044M		
System Monitoring Compounds (Surrogates): are surrogate recoveries within QC limits (50-150%)?	[ ]	[✓]

12. Comments (attach additional sheets if necessary):

BFB ↓ 75% (0006M) and 72% (0044M) results J or UJ/Q

Validated/Reviewed by:
Signature: LSCalvin

Date: 3.12.2014

Name: L.S. Calvin

VOLATILE ORGANIC ANALYSIS CHECKLIST

Project Name: RVAAP CR Site 71

Laboratory: CT Labs

Batch Number(s): 45500

Sample Delivery Group (SDG): 99236

	Yes	No
1. Holding Time:		
(a) Were samples preserved?	[✓]	[ ]
(b) Were samples analyzed within holding time?	[✓]	[ ]
2. Was the BFB tune performed at the beginning of each 12-hour period during which samples were analyzed?	[✓]	[ ]
3. Was mass assignment based on m/z 95?	[✓]	[ ]
4. Indicate if BFB ions abundance relative to m/z 95 base peak met the ions abundance criteria:		

m/z	Acceptance Criteria	Yes	No
50	15.0 - 40.0 %	[✓]	[ ]
75	30.0 - 66.0 %	[✓]	[ ]
95	**100%, Base Peak**	[✓]	[ ]
96	5.0 - 9.0%	[✓]	[ ]
173	<2.0% of m/z 174	[✓]	[ ]
174	>50%	[✓]	[ ]
175	5.0 - 9.0% of mass 174	[✓]	[ ]
176	95.0 - 101.0% of m/z 174	[✓]	[ ]
177	5.0 - 9.0% of m/z 176	[✓]	[ ]

The relative ion abundance of m/z 95/96, m/z 174/176, and 176/177 are of critical importance.

The relative ion abundance of m/z 50 and 75 are of lower importance.

	Yes	No
5. Initial Calibration:		
• Did the initial calibration consist of five standards?	[✓]	[ ]
• Did the System Performance Check Compounds (SPCC) meet the minimum mean response factor (RF)?		
RF		
Chloromethane 0.1	[✓]	[ ]
1,1-Dichloroethane 0.1	[✓]	[ ]
Bromoform 0.1	[✓]	[ ]
Chlorobenzene 0.3	[✓]	[ ]
1,1,2,2-Tetrachloroethane 0.3	[✓]	[ ]
• Did the RSD meet the criteria ≤ 30% for each individual Calibration Check Compound (CCC)?		
1,1-Dichloroethene	[✓]	[ ]
Chloroform	[✓]	[ ]
1,2-Dichloropropane	[✓]	[ ]
Toluene	[✓]	[ ]
Ethylbenzene	[✓]	[ ]
Vinyl chloride	[✓]	[ ]
• Are the RSDs for the remaining target analytes ≤ 15% or r ≥ 0.99 with a mean RSD ≤ 15% with a maximum RSD ≤ 20%?	[✓]	[ ]
If the answer is "No", are the mean RSDs ≤ 15%?	N/A [ ]	[ ]
• Was manual integration "M" performed?	[✓]	[ ]
If the answer is "Yes", check for supporting documents.	[✓]	[ ]
• Was the manual integration necessary?		
If the answer is "No", contact the laboratory inquiring about the reasons behind the manual integration, and **inform the District Chemist immediately if there were no valid reasons**.	[✓]	[ ]
6. QCMDL:	[ ]	[✓]
• Was MDL Check performed?		
7. QCMRL:	[✓]	[ ]

	Yes	No
• Were QC/MRL run at the beginning and end of every daily sequence or every 12 hours?	[✓]	[ ]
• Was the QC/MRL between 70-130% R (applicable)	[✓]	[ ]
• For the non-contaminants of concern was the QC/MRL between 60-140% (Sporadic Marginal Failure)	N/A [ ]	[ ]

8. Initial Calibration Verification (ICV): [✓] [ ]

• Is the mid level (2nd source) recovery within 80 - 120% for contaminants of concern ?

• Is the mid level (2nd source) recovery within 60-140% for non-contaminants of concern (Sporadic Marginal Failure)? N/A

9. Continuing Calibration Verification (CCV):

	Yes	No
• Was CCV conducted every 12 hours?	[✓]	[ ]
• Did SPCC meet the RF values?	[✓]	[ ]

RF

		Yes	No
Chloromethane	0.1	[✓]	[ ]
1,1-Dichloroethane	0.1	[✓]	[ ]
Bromoform	0.1	[✓]	[ ]
Chlorobenzene	0.3	[✓]	[ ]
1,1,2,2-Tetrachloroethane	0.3	[✓]	[ ]

	Yes	No
• Did the CCC meet the minimum requirements (D ≤ 20%)?	[✓]	[ ]
1,1-Dichloroethene	[✓]	[ ]
Chloroform	[✓]	[ ]
1,2-Dichloropropane	[✓]	[ ]
Toluene	[✓]	[ ]
Ethylbenzene	[✓]	[ ]
Vinyl chloride	[✓]	[ ]

• Primary Evaluation: Was the mean, Drift or D ≤ 20% from the initial calibration? [ ] [✓]

↓ bromomethane 20.3, methylene chloride 44.8 w/c

• Alternative Evaluation: Maximum allowable Drift/D for

		Yes	No
each target analyte is ≤ 30% when mean D ≤ 20%?	N/A	[ ]	[ ]

10. Sample Analysis:

• Was the RRT of an identified component within ± 0.06 RRT units of the RRT of the standard component?		[✓]	[ ]
• Did the abundance of ions in the sample spectra agree within 30% of the major ions (> 10% of the base ion) in the standard spectra?		[✓]	[ ]
• Were the internal standard areas within the QC limits (from -50% to +200%)?		[✓]	[ ]

11. Sample Quality Control:

• Method Blanks: Were target analytes ≤ 1/2 MRL?	ND	[✓]	[ ]
• LCS: Were the percent recoveries for LCS within the limits?		[✓]	[ ]
• MS/MSD: Were the percent recoveries within limits?	N/A	[ ]	[ ]
Were the RPD within control limits?	↓	[ ]	[ ]
System Monitoring Compounds (Surrogates): are surrogate recoveries within QC limits (50-150%)?		[✓]	[ ]

12. Comments (attach additional sheets if necessary):

Validated/Reviewed by:
Signature: MCalvin

Date: 4.8.2014

Name: L.S. Calvin

VOLATILE ORGANIC ANALYSIS CHECKLIST

02280-0001
-0012
-0014

Project Name: RVAAP CR Site 72

Laboratory: TA-N Canton

Batch Number(s): _____

Sample Delivery Group (SDG): 240-18297

	Yes	No
1. Holding Time:		
(a) Were samples preserved?	[X]	[ ]
(b) Were samples analyzed within holding time?	[X]	[ ]
2. Was the BFB tune performed at the beginning of each 12-hour period during which samples were analyzed?	[X]	[ ]
3. Was mass assignment based on m/z 95?	[X]	[ ]
4. Indicate if BFB ions abundance relative to m/z 95 base peak met the ions abundance criteria:		

m/z	Acceptance Criteria		
50	15.0 - 40.0 %	[X]	[ ]
75	30.0 - 66.0 %	[X]	[ ]
95	**100%, Base Peak**	[X]	[ ]
96	5.0 - 9.0%	[X]	[ ]
173	<2.0% of m/z 174	[X]	[ ]
174	>50%	[X]	[ ]
175	5.0 - 9.0% of mass 174	[X]	[ ]
176	95.0 - 101.0% of m/z 174	[X]	[ ]
177	5.0 - 9.0% of m/z 176	[X]	[ ]

The relative ion abundance of m/z 95/96, m/z 174/176, and 176/177 are of critical importance.

The relative ion abundance of m/z 50 and 75 are of lower importance.

	Yes	No
5. Initial Calibration:		
• Did the initial calibration consist of five standards?	[✓]	[ ]
• Did the System Performance Check Compounds (SPCC) meet the minimum mean response factor (RF)?		
RF		
Chloromethane 0.1	[✓]	[ ]
1,1-Dichloroethane 0.1	[✓]	[ ]
Bromoform 0.1	[✓]	[ ]
Chlorobenzene 0.3	[✓]	[ ]
1,1,2,2-Tetrachloroethane 0.3	[✓]	[ ]
• Did the RSD meet the criteria ≤ 30% for each individual Calibration Check Compound (CCC)?		
1,1-Dichloroethene	[✓]	[ ]
Chloroform	[✓]	[ ]
1,2-Dichloropropane	[✓]	[ ]
Toluene	[✓]	[ ]
Ethylbenzene	[✓]	[ ]
Vinyl chloride	[✓]	[ ]
• Are the RSDs for the remaining target analytes ≤ 15% or r ≥ 0.99 with a mean RSD ≤ 15% with a maximum RSD ≤ 20%?	[✓]	[ ]
If the answer is "No", are the mean RSDs ≤ 15%?	[ ]	[ ]
• Was manual integration "M" performed?	[ ]	[✓]
If the answer is "Yes", check for supporting documents.	[ ]	[ ]
• Was the manual integration necessary?		
If the answer is "No", contact the laboratory inquiring about the reasons behind the manual integration, and **inform the District Chemist immediately if there were no valid reasons.**	[ ]	[ ]
6. QCMDL:		
• Was MDL Check performed?	[ ]	[✓]
7. QCMRL:	[✓]	[ ]

	Yes	No
• Were QC/MRL run at the beginning and end of every daily sequence or every 12 hours?	[✓]	[ ]
• Was the QC/MRL between 70-130% R	[ ]	[✓]
• For the non-contaminants of concern was the QC/MRL between 60-140% (Sporadic Marginal Failure)	[✓]	[ ]
8. Initial Calibration Verification (ICV):		
• Is the mid level (2nd source) recovery within 80 - 120% for contaminants of concern ?	[✓]	[ ]
• Is the mid level (2nd source) recovery within 60-140% for non-contaminants of concern (Sporadic Marginal Failure)?		
9. Continuing Calibration Verification (CCV):		
• Was CCV conducted every 12 hours?	[✓]	[ ]
• Did SPCC meet the RF values?	[✓]	[ ]
RF		
Chloromethane 0.1	[✓]	[ ]
1,1-Dichloroethane 0.1	[✓]	[ ]
Bromoform 0.1	[✓]	[ ]
Chlorobenzene 0.3	[✓]	[ ]
1,1,2,2-Tetrachloroethane 0.3	[✓]	[ ]
• Did the CCC meet the minimum requirements (D ≤ 20%)?	[✓]	[ ]
1,1-Dichloroethene	[✓]	[ ]
Chloroform	[✓]	[ ]
1,2-Dichloropropane	[✓]	[ ]
Toluene	[✓]	[ ]
Ethylbenzene	[✓]	[ ]
Vinyl chloride	[✓]	[ ]
• Primary Evaluation: Was the mean, Drift or D ≤ 20% from the initial calibration?	[✓]	[ ]
• Alternative Evaluation: Maximum allowable Drift/D for		

	Yes	No
each target analyte is ≤ 30% when mean D ≤ 20%?	[ ]	[ ]

10. Sample Analysis:

• Was the RRT of an identified component within ± 0.06 RRT units of the RRT of the standard component? N/A	[ ]	[ ]
• Did the abundance of ions in the sample spectra agree within 30% of the major ions (> 10% of the base ion) in the standard spectra?	[ ]	[ ]
• Were the internal standard areas within the QC limits (from -50% to +200%)?	[N]	[ ]

11. Sample Quality Control:

• Method Blanks: Were target analytes ≤ 1/2 MRL?	[ ]	[N] Sample ND
• LCS: Were the percent recoveries for LCS within the limits?	[N]	[ ]
• MS/MSD: Were the percent recoveries within limits?	[N]	[ ]
Were the RPD within control limits?	[N]	[ ]
System Monitoring Compounds (Surrogates): are surrogate recoveries within QC limits (50-150%)?	[ ]	[N]

12. Comments (attach additional sheets if necessary):

Surr: -0001 BFB 72% (85-120)
Tol-d8 73% (85-115%
-0012 BFB 76%

MS/D -0001
-0012 OK

MRL: acetone 61, 28
2-hex 65

MB: 2-hex, but sample ND
TB: acetone, but " "

Validated/Reviewed by:
Signature: Patti Meeks

Date: 3/25/14

Name: Patti Meeks

VOLATILE ORGANIC ANALYSIS CHECKLIST

-026
-030
~~-029~~
-039
-063
-083
-085

Project Name: RVAAP CR Site 72

Laboratory: TA - N Canton

Batch Number(s): _____

Sample Delivery Group (SDG): 240 - 18441 - 1, 18449, 18544, 18703

	Yes	No
1. Holding Time:		
(a) Were samples preserved?	[ ]	[ ]
(b) Were samples analyzed within holding time?	[✓]	[ ]
2. Was the BFB tune performed at the beginning of each 12-hour period during which samples were analyzed?	[✓]	[ ]
3. Was mass assignment based on m/z 95?	[✓]	[ ]
4. Indicate if BFB ions abundance relative to m/z 95 base peak met the ions abundance criteria:		

m/z	Acceptance Criteria	Yes	No
50	15.0 - 40.0 %	[✓]	[ ]
75	30.0 - 66.0 %	[✓]	[ ]
95	**100%, Base Peak**	[✓]	[ ]
96	5.0 - 9.0%	[✓]	[ ]
173	<2.0% of m/z 174	[✓]	[ ]
174	>50%	[✓]	[ ]
175	5.0 - 9.0% of mass 174	[✓]	[ ]
176	95.0 - 101.0% of m/z 174	[✓]	[ ]
177	5.0 - 9.0% of m/z 176	[✓]	[ ]

The relative ion abundance of m/z 95/96, m/z 174/176, and 176/177 are of critical importance.

The relative ion abundance of m/z 50 and 75 are of lower importance.

	Yes	No
5. Initial Calibration:		
• Did the initial calibration consist of five standards?	[ ]	[ ]
• Did the System Performance Check Compounds (SPCC) meet the minimum mean response factor (RF)?		
RF		
Chloromethane 0.1	[ ]	[ ]
1,1-Dichloroethane 0.1	[ ]	[ ]
Bromoform 0.1	[ ]	[ ]
Chlorobenzene 0.3	[ ]	[ ]
1,1,2,2-Tetrachloroethane 0.3	[ ]	[ ]
• Did the RSD meet the criteria ≤ 30% for each individual Calibration Check Compound (CCC)?		
1,1-Dichloroethene	[ ]	[ ]
Chloroform	[ ]	[ ]
1,2-Dichloropropane	[ ]	[ ]
Toluene	[ ]	[ ]
Ethylbenzene	[ ]	[ ]
Vinyl chloride	[ ]	[ ]
• Are the RSDs for the remaining target analytes ≤ 15% or r ≥ 0.99 with a mean RSD ≤ 15% with a maximum RSD ≤ 20%?	[ ]	[ ]
If the answer is "No", are the mean RSDs ≤ 15%?	[ ]	[ ]
• Was manual integration "M" performed?	[ ]	[ ]
If the answer is "Yes", check for supporting documents.	[ ]	[ ]
• Was the manual integration necessary?		
If the answer is "No", contact the laboratory inquiring about the reasons behind the manual integration, and **inform the District Chemist immediately if there were no valid reasons.**	[ ]	[ ]
6. QCMDL:	[ ]	[ ]
• Was MDL Check performed?		
7. QCMRL:	[ ]	[ ]

	Yes	No
• Were QC/MRL run at the beginning and end of every daily sequence or every 12 hours?	[ ]	[ ]
• Was the QC/MRL between 70-130% R	[ ]	[ ]
• For the non-contaminants of concern was the QC/MRL between 60-140% (Sporadic Marginal Failure)	[ ]	[ ]

8. Initial Calibration Verification (ICV):

• Is the mid level (2nd source) recovery within 80 - 120% for contaminants of concern ?	[ ]	[ ]
• Is the mid level (2nd source) recovery within 60-140% for non-contaminants of concern (Sporadic Marginal Failure)?		

9. Continuing Calibration Verification (CCV):

• Was CCV conducted every 12 hours?	[ ]	[ ]
• Did SPCC meet the RF values?	[ ]	[ ]

RF

Chloromethane	0.1	[ ]	[ ]
1,1-Dichloroethane	0.1	[ ]	[ ]
Bromoform	0.1	[ ]	[ ]
Chlorobenzene	0.3	[ ]	[ ]
1,1,2,2-Tetrachloroethane	0.3	[ ]	[ ]

• Did the CCC meet the minimum requirements (D ≤ 20%)?	[ ]	[ ]
1,1-Dichloroethene	[ ]	[ ]
Chloroform	[ ]	[ ]
1,2-Dichloropropane	[ ]	[ ]
Toluene	[ ]	[ ]
Ethylbenzene	[ ]	[ ]
Vinyl chloride	[ ]	[ ]
• Primary Evaluation: Was the mean, Drift or D ≤ 20% from the initial calibration?	[ ]	[ ]

• Alternative Evaluation: Maximum allowable Drift/D for

	Yes	No
each target analyte is ≤ 30% when mean D ≤ 20%?	[ ]	[ ]

10. Sample Analysis:

• Was the RRT of an identified component within ± 0.06 RRT units of the RRT of the standard component?	[✓]	[ ]
• Did the abundance of ions in the sample spectra agree within 30% of the major ions (> 10% of the base ion) in the standard spectra?	[✓]	[ ]
• Were the internal standard areas within the QC limits (from -50% to +200%)?	[ ]	[✓]

11. Sample Quality Control:

• Method Blanks: Were target analytes ≤ 1/2 MRL?	[✓]	[ ]
• LCS: Were the percent recoveries for LCS within the limits?	[✓]	[ ]
• MS/MSD: Were the percent recoveries within limits?	[✓]	[ ]
Were the RPD within control limits?	[✓]	[ ]
System Monitoring Compounds (Surrogates): are surrogate recoveries within QC limits (50-150%)?	[ ]	[✓]

12. Comments (attach additional sheets if necessary):

Surr:
BFB 47%, Td8 73% (-026)
BFB 58% (-030)
MS/D 072SB-0026-0001 ok
MRL acetone (61 + 28%) } -030
2-hex (65%)

IS DCB ↑ 41% in -30
~~CCV bromomethane -31% D~~

MRL (039)
2-hex 63%
~~4-methyl-2 69%~~

Validated/Reviewed by:
Signature: Patti Meeks

Date: 3/26/14

Name: Patti Meeks

MS/D 072SB-0063-0001 ok - RPDs out, but diff spike amounts used

VOLATILE ORGANIC ANALYSIS CHECKLIST

Project Name: RVAAP CR Site 75

Laboratory: TA- North Canton

Batch Number(s): 65171

Sample Delivery Group (SDG): 17467

	Yes	No
1. Holding Time:		
(a) Were samples preserved?	[✓]	[ ]
(b) Were samples analyzed within holding time?	[✓]	[ ]
2. Was the BFB tune performed at the beginning of each 12-hour period during which samples were analyzed?	[✓]	[ ]
3. Was mass assignment based on m/z 95?	[✓]	[ ]
4. Indicate if BFB ions abundance relative to m/z 95 base peak met the ions abundance criteria:		

m/z	Acceptance Criteria	Yes	No
50	15.0 - 40.0 %	[✓]	[ ]
75	30.0 - 66.0 %	[✓]	[ ]
95	**100%, Base Peak**	[✓]	[ ]
96	5.0 - 9.0%	[✓]	[ ]
173	<2.0% of m/z 174	[✓]	[ ]
174	>50%	[✓]	[ ]
175	5.0 - 9.0% of mass 174	[✓]	[ ]
176	95.0 - 101.0% of m/z 174	[✓]	[ ]
177	5.0 - 9.0% of m/z 176	[✓]	[ ]

The relative ion abundance of m/z 95/96, m/z 174/176, and 176/177 are of critical importance.

The relative ion abundance of m/z 50 and 75 are of lower importance.

	Yes	No
5. Initial Calibration:		
• Did the initial calibration consist of five standards?	[✓]	[ ]
• Did the System Performance Check Compounds (SPCC) meet the minimum mean response factor (RF)?		
RF		
Chloromethane 0.1	[✓]	[ ]
1,1-Dichloroethane 0.1	[✓]	[ ]
Bromoform 0.1	[✓]	[ ]
Chlorobenzene 0.3	[✓]	[ ]
1,1,2,2-Tetrachloroethane 0.3	[✓]	[ ]
• Did the RSD meet the criteria ≤ 30% for each individual Calibration Check Compound (CCC)?		
1,1-Dichloroethene	[✓]	[ ]
Chloroform	[✓]	[ ]
1,2-Dichloropropane	[✓]	[ ]
Toluene	[✓]	[ ]
Ethylbenzene	[✓]	[ ]
Vinyl chloride	[✓]	[ ]
• Are the RSDs for the remaining target analytes ~~≤ 15%~~ ≤ 20% ok or r ≥ 0.99 with a mean RSD ≤ 15% with a maximum RSD ≤ 20%?	[✓]	[ ]
If the answer is "No", are the mean RSDs ≤ 15%? N/A	[ ]	[ ]
• Was manual integration "M" performed?	[ ]	[✓]
If the answer is "Yes", check for supporting documents. N/A	[ ]	[ ]
• Was the manual integration necessary?		
If the answer is "No", contact the laboratory inquiring about the reasons behind the manual integration, and **inform the District Chemist immediately if there were no valid reasons.**	[ ]	[ ]
6. QCMDL:		
• Was MDL Check performed?	[ ]	[✓]
7. QCMRL:	[✓]	[ ]

	Yes	No
• Were QC/MRL run at the beginning and end of every daily sequence or every 12 hours?	[✓]	[ ]
• Was the QC/MRL between 70-130% R	[✓]	[ ]
• For the non-contaminants of concern was the QC/MRL between 60-140% (Sporadic Marginal Failure) N/A	[ ]	[ ]

8. Initial Calibration Verification (ICV):

	Yes	No
• Is the mid level (2nd source) recovery within 80 - 120% for contaminants of concern ?	[✓]	[ ]
• Is the mid level (2nd source) recovery within 60-140% for non-contaminants of concern (Sporadic Marginal Failure)? N/A		

9. Continuing Calibration Verification (CCV):

	Yes	No
• Was CCV conducted every 12 hours?	[✓]	[ ]
• Did SPCC meet the RF values?	[✓]	[ ]

RF

		Yes	No
Chloromethane	0.1	[✓]	[ ]
1,1-Dichloroethane	0.1	[✓]	[ ]
Bromoform	0.1	[✓]	[ ]
Chlorobenzene	0.3	[✓]	[ ]
1,1,2,2-Tetrachloroethane	0.3	[✓]	[ ]

	Yes	No
• Did the CCC meet the minimum requirements (D ≤ 20%)?	[✓]	[ ]
1,1-Dichloroethene	[✓]	[ ]
Chloroform	[✓]	[ ]
1,2-Dichloropropane	[✓]	[ ]
Toluene	[✓]	[ ]
Ethylbenzene	[✓]	[ ]
Vinyl chloride	[✓]	[ ]
• Primary Evaluation: Was the mean, Drift or D ≤ 20% from the initial calibration?	[✓]	[ ]

• Alternative Evaluation: Maximum allowable Drift/D for

	Yes	No
each target analyte is ≤ 30% when mean D ≤ 20%? N/A	[ ]	[ ]

10. Sample Analysis:

• Was the RRT of an identified component within ± 0.06 RRT units of the RRT of the standard component?	[✓]	[ ]
• Did the abundance of ions in the sample spectra agree within 30% of the major ions (> 10% of the base ion) in the standard spectra?	[✓]	[ ]
• Were the internal standard areas within the QC limits (from -50% to +200%)?	[✓]	[ ]

11. Sample Quality Control:

• Method Blanks: Were target analytes ≤ 1/2 MRL?	[✓]	[ ]
Styrene 0.151J / U/B @ 20Q in sample		
• LCS: Were the percent recoveries for LCS within the limits?	[✓]	[ ]
• MS/MSD: Were the percent recoveries within limits?	[✓]	[ ]
Were the RPD within control limits?	[✓]	[ ]
System Monitoring Compounds (Surrogates): are surrogate recoveries within QC limits ~~(50-150%)?~~ QSM limits	[✓]	[ ]

12. Comments (attach additional sheets if necessary):

Validated/Reviewed by:
Signature: LSCalvin

Date: 3.20.2014

Name: L.S. Calvin

77 AC

VERSION 5
June 2002

U.S. Army Corps of Engineers Louisville District - LCG

VOLATILE ORGANIC ANALYSIS CHECKLIST

Project Name: RVAAP CR Site 77

Laboratory: TA - North Canton

Batch Number(s): 446014, 446020

Sample Delivery Group (SDG): 17525

	Yes	No
1. Holding Time:		
(a) Were samples preserved?	[✓]	[ ]
(b) Were samples analyzed within holding time?	[✓]	[ ]
2. Was the BFB tune performed at the beginning of each 12-hour period during which samples were analyzed?	[✓]	[ ]
3. Was mass assignment based on m/z 95?	[✓]	[ ]
4. Indicate if BFB ions abundance relative to m/z 95 base peak met the ions abundance criteria:		

m/z	Acceptance Criteria	Yes	No
50	15.0 - 40.0 %	[✓]	[ ]
75	30.0 - 66.0 %	[✓]	[ ]
95	**100%, Base Peak**	[✓]	[ ]
96	5.0 - 9.0%	[✓]	[ ]
173	<2.0% of m/z 174	[✓]	[ ]
174	>50%	[✓]	[ ]
175	5.0 - 9.0% of mass 174	[✓]	[ ]
176	95.0 - 101.0% of m/z 174	[✓]	[ ]
177	5.0 - 9.0% of m/z 176	[✓]	[ ]

The relative ion abundance of m/z 95/96, m/z 174/176, and 176/177 are of critical importance.

The relative ion abundance of m/z 50 and 75 are of lower importance.

	Yes	No
5. Initial Calibration:		
• Did the initial calibration consist of five standards?	[✓]	[ ]
• Did the System Performance Check Compounds (SPCC) meet the minimum mean response factor (RF)?		
RF		
Chloromethane 0.1	[✓]	[ ]
1,1-Dichloroethane 0.1	[✓]	[ ]
Bromoform 0.1	[✓]	[ ]
Chlorobenzene 0.3	[✓]	[ ]
1,1,2,2-Tetrachloroethane 0.3	[✓]	[ ]
• Did the RSD meet the criteria ≤ 30% for each individual Calibration Check Compound (CCC)?		
1,1-Dichloroethene	[✓]	[ ]
Chloroform	[✓]	[ ]
1,2-Dichloropropane	[✓]	[ ]
Toluene	[✓]	[ ]
Ethylbenzene	[✓]	[ ]
Vinyl chloride	[✓]	[ ]
• Are the RSDs for the remaining target analytes ≤ 15% or r ≥ 0.99 with a mean RSD ≤ 15% with a maximum RSD ≤ 20%?	[✓]	[ ]
If the answer is "No", are the mean RSDs ≤ 15%?	N/A [ ]	[ ]
• Was manual integration "M" performed?	[ ]	[ ]
If the answer is "Yes", check for supporting documents.	[ ]	[ ]
• Was the manual integration necessary?		
If the answer is "No", contact the laboratory inquiring about the reasons behind the manual integration, and **inform the District Chemist immediately if there were no valid reasons**.	[ ]	[ ]
6. QCMDL:	[ ]	[✓]
• Was MDL Check performed?		
7. QCMRL:	[✓]	[ ]

	Yes	No
• Were QC/MRL run at the beginning and end of every daily sequence or every 12 hours?	[✓]	[ ]
• Was the QC/MRL between 70-130% R (those affecting sample data)	[✓]	[ ]
• For the non-contaminants of concern was the QC/MRL between 60-140% (Sporadic Marginal Failure) N/A	[ ]	[ ]

8. Initial Calibration Verification (ICV):

	Yes	No
• Is the mid level (2nd source) recovery within 80 - 120% for contaminants of concern ?	[✓]	[ ]
• Is the mid level (2nd source) recovery within 60-140% for non-contaminants of concern (Sporadic Marginal Failure)? N/A		

9. Continuing Calibration Verification (CCV):

	Yes	No
• Was CCV conducted every 12 hours?	[✓]	[ ]
• Did SPCC meet the RF values?	[✓]	[ ]

RF

		Yes	No
Chloromethane	0.1	[✓]	[ ]
1,1-Dichloroethane	0.1	[✓]	[ ]
Bromoform	0.1	[✓]	[ ]
Chlorobenzene	0.3	[✓]	[ ]
1,1,2,2-Tetrachloroethane	0.3	[✓]	[ ]

	Yes	No
• Did the CCC meet the minimum requirements (D ≤ 20%)?	[✓]	[ ]
1,1-Dichloroethene	[✓]	[ ]
Chloroform	[✓]	[ ]
1,2-Dichloropropane	[✓]	[ ]
Toluene	[✓]	[ ]
Ethylbenzene	[✓]	[ ]
Vinyl chloride	[ ]	[ ]
• Primary Evaluation: Was the mean, Drift or D ≤ 20% from the initial calibration?	[✓]	[ ]

• Alternative Evaluation: Maximum allowable Drift/D for

	Yes	No
each target analyte is ≤ 30% when mean D ≤ 20%? N/A	[ ]	[ ]

10. Sample Analysis:

• Was the RRT of an identified component within ± 0.06 RRT units of the RRT of the standard component?	[✓]	[ ]
• Did the abundance of ions in the sample spectra agree within 30% of the major ions (> 10% of the base ion) in the standard spectra?	[✓]	[ ]
• Were the internal standard areas within the QC limits (from -50% to +200%)?	[✓]	[ ]

11. Sample Quality Control:

• Method Blanks: Were target analytes ≤ 1/2 MRL?	[✓]	[ ]
• LCS: Were the percent recoveries for LCS within the limits?	[✓]	[ ]
• MS/MSD: Were the percent recoveries within limits?	[✓]	[ ]
• Were the RPD within control limits? (with Δ sample amts. taken into account)	[✓]	[ ]
System Monitoring Compounds (Surrogates): are surrogate recoveries within QC limits ~~(50-150%)?~~ QSM limits	[✓]	[ ]

12. Comments (attach additional sheets if necessary):

Validated/Reviewed by:
Signature: LSCalvin

Date: 3-28-2014

Name: L.S. Calvin

VOLATILE ORGANIC ANALYSIS CHECKLIST

Project Name: RVAAP CR Site 83

Laboratory: CT Labs

Batch Number(s): 45499

Sample Delivery Group (SDG): 99211

	Yes	No
1. Holding Time:		
(a) Were samples preserved?	[✓]	[ ]
(b) Were samples analyzed within holding time?	[✓]	[ ]
2. Was the BFB tune performed at the beginning of each 12-hour period during which samples were analyzed?	[✓]	[ ]
3. Was mass assignment based on m/z 95?	[✓]	[ ]
4. Indicate if BFB ions abundance relative to m/z 95 base peak met the ions abundance criteria:		

m/z	Acceptance Criteria	Yes	No
50	15.0 - 40.0 %	[✓]	[ ]
75	30.0 - 66.0 %	[✓]	[ ]
95	**100%, Base Peak**	[✓]	[ ]
96	5.0 - 9.0%	[✓]	[ ]
173	<2.0% of m/z 174	[✓]	[ ]
174	>50%	[✓]	[ ]
175	5.0 - 9.0% of mass 174	[✓]	[ ]
176	95.0 - 101.0% of m/z 174	[✓]	[ ]
177	5.0 - 9.0% of m/z 176	[✓]	[ ]

The relative ion abundance of m/z 95/96, m/z 174/176, and 176/177 are of critical importance.

The relative ion abundance of m/z 50 and 75 are of lower importance.

	Yes	No
5. Initial Calibration:		
• Did the initial calibration consist of five standards?	[✓]	[ ]
• Did the System Performance Check Compounds (SPCC) meet the minimum mean response factor (RF)?		
RF		
Chloromethane 0.1	[✓]	[ ]
1,1-Dichloroethane 0.1	[✓]	[ ]
Bromoform 0.1	[✓]	[ ]
Chlorobenzene 0.3	[✓]	[ ]
1,1,2,2-Tetrachloroethane 0.3	[✓]	[ ]
• Did the RSD meet the criteria ≤ 30% for each individual Calibration Check Compound (CCC)?		
1,1-Dichloroethene	[✓]	[ ]
Chloroform	[✓]	[ ]
1,2-Dichloropropane	[✓]	[ ]
Toluene	[✓]	[ ]
Ethylbenzene	[✓]	[ ]
Vinyl chloride	[✓]	[ ]
• Are the RSDs for the remaining target analytes ≤ 15% or r ≥ 0.99 with a mean RSD ≤ 15% with a maximum RSD ≤ 20%?	[✓]	[ ]
If the answer is "No", are the mean RSDs ≤ 15%?	N/A [ ]	[ ]
• Was manual integration "M" performed?	[✓]	[ ]
If the answer is "Yes", check for supporting documents.	[✓]	[ ]
• Was the manual integration necessary?		
If the answer is "No", contact the laboratory inquiring about the reasons behind the manual integration, and **inform the District Chemist immediately if there were no valid reasons**.	[✓]	[ ]
6. QCMDL:	[ ]	[✓]
• Was MDL Check performed?		
7. QCMRL:	[✓]	[ ]

	Yes	No
• Were QC/MRL run at the beginning and end of every daily sequence or every 12 hours?	[✓]	[ ]
• Was the QC/MRL between 70-130% R	[ ]	[✓]
Chloroethane 65% closing - UJ/C -0005 M		
• For the non-contaminants of concern was the QC/MRL between 60-140% (Sporadic Marginal Failure) N/A	[ ]	[ ]

8. Initial Calibration Verification (ICV):

those affecting sample data	[✓]	[ ]
• Is the mid level (2nd source) recovery within 80 - 120% for contaminants of concern ? methylene chloride ↑ (U/B in SA - no ICV cal. qual) UJC		
• Is the mid level (2nd source) recovery within 60-140% N/A for non-contaminants of concern (Sporadic Marginal Failure)?		

9. Continuing Calibration Verification (CCV):

• Was CCV conducted every 12 hours?	[✓]	[ ]
• Did SPCC meet the RF values?	[✓]	[ ]

RF

Chloromethane	0.1	[✓]	[ ]
1,1-Dichloroethane	0.1	[✓]	[ ]
Bromoform	0.1	[✓]	[ ]
Chlorobenzene	0.3	[✓]	[ ]
1,1,2,2-Tetrachloroethane	0.3	[✓]	[ ]

• Did the CCC meet the minimum requirements (D ≤ 20%)?	[✓]	[ ]
1,1-Dichloroethene	[✓]	[ ]
Chloroform	[✓]	[ ]
1,2-Dichloropropane	[✓]	[ ]
Toluene	[✓]	[ ]
Ethylbenzene	[✓]	[ ]
Vinyl chloride	[✓]	[ ]
• Primary Evaluation: Was the mean, Drift or D ≤ 20% from the initial calibration?	[ ]	[✓]
JDC ~~methylene chloride ↓ 36.6% D / 130% R~~ see comments		
• Alternative Evaluation: Maximum allowable Drift/D for		

	Yes	No
each target analyte is ≤ 30% when mean D ≤ 20%? N/A	[ ]	[ ]

10. Sample Analysis:

• Was the RRT of an identified component within ± 0.06 RRT units of the RRT of the standard component?	[✓]	[ ]
• Did the abundance of ions in the sample spectra agree within 30% of the major ions (> 10% of the base ion) in the standard spectra?	[✓]	[ ]
• Were the internal standard areas within the QC limits (from -50% to +200%)?	[✓]	[ ]

11. Sample Quality Control:

• Method Blanks: Were target analytes ≤ 1/2 MRL? RL=10 >½ @5.7 methylene chloride w/B in 0005M at level of contamination	[ ]	[✓]
• LCS: Were the percent recoveries for LCS within the limits? methylene chloride ↑ not reportable in sample	[ ]	[✓]
• MS/MSD: Were the percent recoveries within limits? N/A	[ ]	[ ]
Were the RPD within control limits?	[ ]	[ ]
System Monitoring Compounds (Surrogates): are surrogate recoveries within QC limits (50-150%)?	[✓]	[ ]

12. Comments (attach additional sheets if necessary):

CCV: methylene chloride %D ↓ 42.4% -0005M w/c
Assoc VBs – no reportable detects.

Validated/Reviewed by:
Signature: A Calvin

Date: 4.3.2014

Name: L.S. Calvin

APPENDIX G

IDW DISPOSAL LETTER REPORTS

This page intentionally left blank.

Regional Office
33 Boston Post Rd West
Suite 340
Marlborough, MA 01752

Phone: 508.229.2270
Fax: 508.229.7737

February 8, 2013

Mr. Eric Cheng, P.E.
Technical Manager
U.S. Army Corps of Engineers, Louisville District
600 Martin Luther King Jr. Place
Louisville, Kentucky 40202-0059

Subject: Investigation-Derived Waste Letter Report
2011 Performance-Based Acquisition
Environmental Investigation and Remediation
14 Compliance Restoration Sites
Ravenna Army Ammunition Plant, Ravenna, Ohio
Contract No. W912QR-04-D-0039
Delivery Order No. 0004
Project No. 5161.004

Dear Mr. Cheng:

Investigation activities in accordance with the Site Inspection and Remedial Investigation Work Plan (October 2012) were conducted from November 5, 2012 through December 12, 2012. These activities resulted in the generation of Investigation-Derived Waste (IDW) consisting of soil cuttings from direct push borings and equipment decontamination fluids. The purpose of this letter report is to characterize and classify IDW for disposal and to propose methods for disposing the IDW.

This letter report includes a summary of IDW generated, the origin of the IDW (Table 1), as well as proposed classification and recommendations for disposal of the IDW (Table 2). This letter report follows guidance established by the following:

1.) The Facility-Wide Sampling and Analysis Plan (SAIC 2011), and
2.) Final Site Inspection and Remedial Investigation (SI/RI) Work Plan (ECC 2012).

Three distinct IDW streams were sampled as part of the SI/RI Work Plan field activities. Each waste stream was composited and sampled per requirements outlined in Section 7.0 of the Facility-Wide Sampling and Analysis Plan (FWSAP) and SI/RI Work Plan. IDW streams generated are:

- One (1) 55-gallon drum containing equipment decontamination fluids (Liquinox, distilled water [DI], and diluted hydrochloric/nitric acids), sampled on December 12, 2012,
- Three (3) 55-gallon drums containing soils from SI/RI sampling activities, sampled on December 12, 2012, and
- One (1) 20-gallon drum containing soils from RI sampling activities, sampled on December 21, 2012.

Corporate Office
1240 Bayshore Highway
Burlingame, CA 94010

Phone: (650) 347-1555
Fax: (650) 347-8789
www.ecc.net

Per Section 7.0 of the Facility-Wide SAP, three composite samples were collected for Toxicity Characteristic Leaching Procedure (TCLP) parameters and submitted for laboratory analysis to characterize the following waste streams for disposal:

- Liquid IDW

The liquid sample (070-0059-0001-IDW TCLP) characterized one drum of decontamination fluid containing 2% hydrochloric/10% nitric acids, DI water, and Liquinox.

- Solid IDW

The solid sample (070-0058-0001-IDW TCLP) was composited from three, 55-gallon drums containing soil cuttings.

A third solid sample (076-0146-0001-IDW-TCLP) was composited from one, 20-gallon drum containing soil cuttings. This drum was sampled separately as the soils may have been impacted with poly chlorinated biphynels (PCBs). These soils originated from drill cuttings collected at Building U-20 at CC-RVAAP-76 Depot Area. Building U-20 is a former incinerator.

Table 1 summarizes the IDW samples collected.

Table 1 – Summary of Site Inspection/Remedial Investigation Investigation-Derived Waste

Container Type and Size	Contents	Generation Dates	Sample ID
55- Gallon Closed Top Drum	De-con fluids from sampling equipment and decontamination	5 November 2012 through 12 December 2012	070-0059-0001-IDW TCLP
55- Gallon Closed Top Drum	Soil Cuttings	5 November 2012 through 12 December 2012	070-0058-0001-IDW TCLP
55- Gallon Closed Top Drum	Soil Cuttings	5 November 2012 through 12 December 2012	070-0058-0001-IDW TCLP
55- Gallon Closed Top Drum	Soil Cuttings	5 November 2012 through 12 December 2012	070-0058-0001-IDW TCLP
20-Gallon Closed Top Drum	Soil Cuttings	21 December 2012	076-0146-0001-IDW-TCLP

Per Section 8.0 of the FWSAP, non-indiginous IDW is characterized for disposal on the basis of composite samples collected and submitted for laboratory analysis to characterize the waste stream for disposal. Upon receipt of analytical results from the laboratory, the analytical data was reviewed to determine if the waste was potentially hazardous. This review consisted of a comparison of the analytical results against the TCLP criteria presented in Table 8-1 and 8-2, Maximum Concentration of Contaminants for the Toxicity Characteristic (40 Code of Federal Regulation (CFR) 261.24), as presented in the FWSAP. The results of this review are summarized below.

IDW –FLUIDS

One liquid composite sample (070-0059-0001-IDW TCLP) was collected. **Attachment 1** presents the analytical laboratory data for TCLP analysis for IDW fluids generated during the November 5 through December 12, 2012 field activities. All analytical results were below regulatory levels as presented in Tables 8-1 and 8-2 in the FWSAP.

IDW –SOLIDS

Two solid composite samples (070-0059-0001-IDW TCLP, and 076-0146-0001-IDW TCLP) were collected. **Attachment 2** presents the analytical laboratory data for TCLP analysis for IDW solids generated during the November 5 through December 12, 2012 field activities. All analytical results were below regulatory levels as presented in Tables 8-1 and 8-2 in the FWSAP.

Please note the IDW addressed in this letter report has been characterized under provisions of the FWSAP using TCLP analysis and process knowledge. Unless RVAAP has additional information that would result in the IDW meeting, or containing materials that meet, the definition of a listed hazardous waste as defined in 40 CFR Part 261 Subpart D, it is recommended that the IDW, as presently characterized, be disposed as summarized in Table 2.

Table 2 - Summary of Final Waste Classification and Recommended Options

Medium	Waste Criterion	Disposal Recommendation
Water	Inorganics, Organics	Permitted Wastewater Treatment Facility or Permitted Solid Waste Facility
Soils	Inorganics, Organics	Permitted Wastewater Treatment Facility or Permitted Solid Waste Facility
Soils	Inorganics, Organics	Permitted Wastewater Treatment Facility or Permitted Solid Waste Facility

Since RVAAP, under RCRA, is the generator of this material, ECC requests concurrence or direction on the waste classification prior to disposal to ensure materials are properly disposed. Following your direction and immediate approval, ECC will proceed with appropriate waste disposal.

Should you have any questions or wish to discuss the proposed activities further, please do not hesitate to contact the undersigned at 508-229-2270, ext. 109, or via email.

Regards,
ECC

Alexander Easterday
Sr. Project Manager

Copy: Ann Wood, ARNGD
Katie Tait, OHARNG
Mark Patterson, RVAAP Facility Manager
Eileen Mohr, Ohio EPA
Kevin Palombo, Ohio EPA

This page left intentionally blank.

ATTACHMENTS

This page left intentionally blank.

Attachment 1 – IDW Analytical Results – Fluids

Analysis Type	Chemical	Units	Reporting Limit (mg/L)	TCLP Criteria (mg/L)	Results
					070-0059-0001-IDW-TCLP
Semi-Volatile Organics	1,4-Dichlorobenzene	mg/L	0.0040	7.50	0.00080 U
Semi-Volatile Organics	2,4,5-Trichlorophenol	mg/L	0.020	400.00	0.00080 U
Semi-Volatile Organics	2,4,6-Trichlorophenol	mg/L	0.020	2.00	0.00080 U
Semi-Volatile Organics	2,4-Dinitrotoluene	mg/L	0.020	0.13	0.00080 U
Semi-Volatile Organics	Hexachlorobenzene	mg/L	0.020	0.13	0.00010 U
Semi-Volatile Organics	Hexachlorobutadiene	mg/L	0.020	0.50	0.00080 U
Semi-Volatile Organics	Hexachloroethane	mg/L	0.020	3.00	0.00080 U
Semi-Volatile Organics	Nitrobenzene	mg/L	0.0040	2.00	0.00010 U
Semi-Volatile Organics	Pentachlorophenol	mg/L	0.040	100.00	0.0024 U
Semi-Volatile Organics	Pyidine	mg/L	0.020	5.00	0.00080 U
TCLP Metals	Arsenic	mg/L	2.0	5.00	0.0040 U
TCLP Metals	Barium	mg/L	40	100.00	0.24 J
TCLP Metals	Cadmium	mg/L	0.40	1.00	0.0040 U
TCLP Metals	Chromium	mg/L	2.0	5.00	0.012 J
TCLP Metals	Lead	mg/L	2.0	5.00	0.015 J
TCLP Metals	Mercury	mg/L	0.0020	0.20	0.00020 J
TCLP Metals	Selenium	mg/L	1.0	1.00	0.040 U
TCLP Metals	Silver	mg/L	2.0	5.00	0.0020 U
TCLP Herbicides	2,4,5-TP (Silvex)	mg/L	0.050	1.00	0.00010 U
TCLP Herbicides	2,4-D	mg/L	0.25	10.00	0.00039 J
TCLP Pesticides and/or PCBs	Chlordane	mg/L	0.030	0.03	0.000079 U
TCLP Pesticides and/or PCBs	Endrin	mg/L	0.010	0.02	0.000026 U
TCLP Pesticides and/or PCBs	Gamma-BHC (Lindane)	mg/L	0.010	0.40	0.000024 U
TCLP Pesticides and/or PCBs	Heptachlor	mg/L	0.010	0.01	0.000024 U
TCLP Pesticides and/or PCBs	Heptachlor Epoxide	mg/L	0.010	0.01	0.000024 U
TCLP Pesticides and/or PCBs	Methoxychlor	mg/L	0.030	10.00	0.000077 U
TCLP Pesticides and/or PCBs	Toxaphene	mg/L	0.50	0.50	0.0012 U
Volatile Organics	1,1-Dichloroethene	mg/L	0.050	0.7	0.025 U
Volatile Organics	1,2-Dichloroethane	mg/L	0.050	0.50	0.025 U
Volatile Organics	2-Butanone	mg/L	0.50	200	0.050 U
Volatile Organics	Benzene	mg/L	0.050	0.50	0.025 U
Volatile Organics	Carbon Tetrachloride	mg/L	0.050	0.50	0.025 U
Volatile Organics	Chlorobenzene	mg/L	0.050	100.00	0.025 U
Volatile Organics	Chloroform	mg/L	0.050	6.00	0.027 J
Volatile Organics	Tetrachloroethylene	mg/L	0.050	0.70	0.025 U
Volatile Organics	Trichloroethene	mg/L	0.050	0.50	0.025 U
Volatile Organics	Vinyl Chloride	mg/L	0.050	0.2	0.025 U

Notes:
J – Estimated Value
mg/L – milligrams per liter
U- Undetected above laboratory reporting limit

Attachment 2 – IDW Analytical Results – Solids

Analysis Type	Chemical	Units	Reporting Limit (mg/L)	TCLP Criteria (mg/L)	Results	
					070-0058-0001-IDW- TCLP	076-0146-0001-IDW-TCLP[1]
Semi-Volatile Organics	1,4-Dichlorobenzene	mg/L	0.0040	7.50	0.00080 U	0.00080 U
Semi-Volatile Organics	2,4,5-Trichlorophenol	mg/L	0.020	400.00	0.00080 U	0.00080 U
Semi-Volatile Organics	2,4,6-Trichlorophenol	mg/L	0.020	2.00	0.00080 U	0.00080 U
Semi-Volatile Organics	2,4-Dinitrotoluene	mg/L	0.020	0.13	0.00080 U	0.00080 U
Semi-Volatile Organics	Hexachlorobenzene	mg/L	0.020	0.13	0.00010 U	0.00010 U
Semi-Volatile Organics	Hexachlorobutadiene	mg/L	0.020	0.50	0.00080 U	0.00080 U
Semi-Volatile Organics	Hexachloroethane	mg/L	0.020	3.00	0.00080 U	0.00080 U
Semi-Volatile Organics	Nitrobenzene	mg/L	0.0040	2.00	0.00010 U	0.00010 U
Semi-Volatile Organics	Pentachlorophenol	mg/L	0.040	100.00	0.0024 U	0.0024 U
Semi-Volatile Organics	Pyidine	mg/L	0.020	5.00	0.00080 U	0.00080 U
TCLP Metals	Arsenic	mg/L	0.50	5.00	0.0044 J	0.0045 J
TCLP Metals	Barium	mg/L	10	100.00	0.29 J	0.28 J
TCLP Metals	Cadmium	mg/L	0.10	1.00	0.0016 J	0.00089 J
TCLP Metals	Chromium	mg/L	0.50	5.00	0.0024 J	0.0035 J
TCLP Metals	Lead	mg/L	0.50	5.00	0.0090 J	0.0050 J
TCLP Metals	Mercury	mg/L	0.0020	0.20	0.00020 J	0.00020 J
TCLP Metals	Selenium	mg/L	0.25	1.00	0.0066 J	0.0054 J
TCLP Metals	Silver	mg/L	0.50	5.00	0.0050 U	0.0050 U
TCLP Herbicides	2,4,5-TP (Silvex)	mg/L	0.050	1.00	0.00010 U	0.00010 U
TCLP Herbicides	2,4-D	mg/L	0.25	10.00	0.00025 U	0.00025 U
TCLP Pesticides	Chlordane	mg/L	0.030	0.03	0.000079 U	0.000079 U
TCLP Pesticides	Endrin	mg/L	0.010	0.02	0.000026 U	0.000026 U
TCLP Pesticides	Gamma-BHC (Lindane)	mg/L	0.010	0.40	0.000024 U	0.000024 U
TCLP Pesticides	Heptachlor	mg/L	0.010	0.01	0.000024 U	0.000024 U
TCLP Pesticides	Heptachlor Epoxide	mg/L	0.010	0.01	0.000024 U	0.000024 U
TCLP Pesticides	Methoxychlor	mg/L	0.030	10.00	0.000077 U	0.000077 U
TCLP Pesticides	Toxaphene	mg/L	0.5	0.50	0.0012 U	0.0012 U
Volatile Organics	1,1-Dichloroethene	mg/L	0.025	0.7	0.013 U	0.013 U
Volatile Organics	1,2-Dichloroethane	mg/L	0.025	0.50	0.013 U	0.013 U
Volatile Organics	2-Butanone	mg/L	0.25	200	0.025 U	0.025 U
Volatile Organics	Benzene	mg/L	0.025	0.50	0.013 U	0.013 U
Volatile Organics	Carbon Tetrachloride	mg/L	0.025	0.50	0.013 U	0.013 U
Volatile Organics	Chlorobenzene	mg/L	0.025	100.00	0.013 U	0.013 U
Volatile Organics	Chloroform	mg/L	0.025	6.00	0.013 U	0.013 U
Volatile Organics	Tetrachloroethylene	mg/L	0.025	0.70	0.025 U	0.025 U
Volatile Organics	Trichloroethene	mg/L	0.025	0.50	0.013 U	0.013 U
Volatile Organics	Vinyl Chloride	mg/L	0.025	0.20	0.013 U	0.013 U
PCBs	Aroclor – 1221	µg/Kg	60	NC	NA	30 U
PCBs	Aroclor – 1016	µg/Kg	78	NC	NA	30 U
PCBs	Aroclor – 1232	µg/Kg	54	NC	NA	30 U
PCBs	Aroclor – 1242	µg/Kg	48	NC	NA	30 U
PCBs	Aroclor – 1248	µg/Kg	66	NC	NA	30 U
PCBs	Aroclor – 1254	µg/Kg	66	NC	NA	30 U
PCBs	Aroclor – 1260	µg/Kg	68	NC	NA	30 U

Notes:

1 – Sample analysis included PCBs. IDW originated from Building U-20 located at CC-RVAAP-76 Depot Area.
NA – Not Analyzed
J – Estimated Value
mg/L – milligrams per liter
U- Undetected above laboratory reporting limit
µg/Kg – micrograms per kilogram
NC – No Criteria

Ohio EPA
40 years and moving forward

John R. Kasich, Governor
Mary Taylor, Lt. Governor
Scott J. Nally, Director

March 15, 2013

CERTIFIED MAIL
7012 1010 0000 9467 5335

Mr. Mark Patterson, Facility Manager
Ravenna Army Ammunition Plant
8451 State Route 5
Ravenna, OH 44266

Re: Investigation-Derived Waste Report 2011 Performance-Based Acquisition Environmental Investigation and Remediation 14 Compliance Restoration Sites, Ravenna Army Ammunition Plant (Ohio EPA ID # 267-000859-155)

Dear Mr. Patterson:

The Ohio Environmental Protection Agency (Ohio EPA) has received and reviewed the Investigation-Derived Waste Report 2011 Performance-Based Acquisition Environmental Investigation and Remediation 14 Compliance Restoration Sites, Ravenna Army Ammunition Plant. The document was received at Ohio EPA, Northeast District Office (NEDO), Division of Environmental Response and Revitalization (DERR) on March 7, 2013. The document was prepared for the U.S. Army Corps of Engineers (USACE), Louisville District by Environmental Chemical Corporation (ECC), under contract No. W912QR-04-D-0039.

This report is approved and Ohio EPA concurs that the IDW (soil cuttings) from the December 12, 2012 sampling event may be disposed as contaminated, non-hazardous waste and that it be sent off-site for disposal to a permitted water treatment facility.

If you have any questions, please call Eileen Mohr, NEDO, DERR at (330) 963-1221.

Sincerely,

Nancy Zikmanis

Nancy Zikmanis, CHMM, Environmental Supervisor
Division of Environmental Response and Revitalization

ED:NZ/kss

cc: Katie Tate, OHNGB
Ann Wood, NGB

ec: Vicki Deppisch, Ohio EPA, NEDO, DERR
Eileen Mohr, Ohio EPA, NEDO, DERR
Justin Burke, Ohio EPA, NEDO, DERR

E-MAILED 3-18-2013 GH

Scanned
By: GH
Date: 3-18-2013

RECEIVED 3-18-2013 GH

UNITED STATES POSTAL SERVICE

First-Class Mail
Postage & Fees Paid
USPS
Permit No. G-10

• Sender: Please print your name, address, and ZIP+4 in this box •

OHIO EPA
NORTHEAST DISTRICT OFFICE
2110 EAST AURORA ROAD
TWINSBURG OH 44087

SENDER: *COMPLETE THIS SECTION*

- Complete items 1, 2, and 3. Also complete item 4 if Restricted Delivery is desired.
- Print your name and address on the reverse so that we can return the card to you.
- Attach this card to the back of the mailpiece, or on the front if space permits.

1. Article Addressed to:

MARK PATTERSON
RAVENNA ARMY AMMUNITION PLANT
8451 STATE ROUTE 5
RAVENNA OH 44266

COMPLETE THIS SECTION ON DELIVERY

A. Signature
X [signature] ☒ Agent ☐ Addressee

B. Received by (*Printed Name*) Gail Harris
C. Date of Delivery 3-18-2013

D. Is delivery address different from item 1? ☐ Yes
If YES, enter delivery address below: ☒ No

3. Service Type
☒ Certified Mail ☐ Express Mail
☐ Registered ☐ Return Receipt for Merchandise
☐ Insured Mail ☐ C.O.D.

4. Restricted Delivery? (*Extra Fee*) ☐ Yes

2. Article Number 7012 1010 0000 9467 5335 (03/15/13 K.Schillo for ED)
(*Transfer from service label*)

PS Form 3811, February 2004 Domestic Return Receipt 102595-02-M-1540

COPY

NON-HAZARDOUS WASTE MANIFEST

1. Generator ID Number: OH5 210 020 736
2. Page 1 of 1
3. Emergency Response Phone: 330-677-0785
4. Waste Tracking Number: 040513-01

5. Generator's Name and Mailing Address
Ravenna Army Ammunition Plant
8451 State Route 5
Ravenna, Ohio 44266
Generator's Phone: 330-358-2920

Generator's Site Address (if different than mailing address): Same

6. Transporter 1 Company Name: Emerald Environmental Services, Inc
U.S. EPA ID Number: OHR 000 102 053

7. Transporter 2 Company Name:
U.S. EPA ID Number:

8. Designated Facility Name and Site Address
Vexor Technology
955 West Smith Road
Medina, Ohio 44256
Facility's Phone: 330-721-9773
U.S. EPA ID Number: OHD 077 772 895

	9. Waste Shipping Name and Description	10. Containers No.	10. Containers Type	11. Total Quantity	12. Unit Wt./Vol.	
1.	Non DOT Regulated, Non Hazardous Material (Decon Fluid)	001	DM	EST 40 ~~$300~~	G	
2.	Non DOT Regulated, Non Hazardous Material (Soil Cuttings)	004	DM	EST 1100	P	
3.						
4.						

13. Special Handling Instructions and Additional Information
9. 1.) Approval # VEX25095
9. 2.) Approval # VEX25094
Alternative Emergency Contact: John Miller 508-509-1784
Job Number 13-0081 EES

14. GENERATOR'S CERTIFICATION: I certify the materials described above on this manifest are not subject to federal regulations for reporting proper disposal of Hazardous Waste.

Generator's/Offeror's Printed/Typed Name: Christy Esler
Signature: Christy Esler
Month 4 Day 5 Year 2013

15. International Shipments ☐ Import to U.S. ☐ Export from U.S. Port of entry/exit:
Transporter Signature (for exports only): Date leaving U.S.:

16. Transporter Acknowledgment of Receipt of Materials

Transporter 1 Printed/Typed Name: SCOTT PFAHL
Signature: Scott Pfahl
Month 4 Day 5 Year 13

Transporter 2 Printed/Typed Name:
Signature:
Month Day Year

17. Discrepancy

17a. Discrepancy Indication Space ☐ Quantity ☐ Type ☐ Residue ☐ Partial Rejection ☐ Full Rejection

Manifest Reference Number:

17b. Alternate Facility (or Generator)
U.S. EPA ID Number
Facility's Phone:

17c. Signature of Alternate Facility (or Generator)
Month Day Year

18. Designated Facility Owner or Operator: Certification of receipt of materials covered by the manifest except as noted in Item 17a

Printed/Typed Name: JOE MAHUMNO
Signature:
Month 4 Day 5 Year 13

GENERATOR — INT'L — TRANSPORTER — DESIGNATED FACILITY

169-BLC-O 5 11977 (Rev. 8/06)

TRANSPORTER #1

This page intentionally left blank.

Regional Office
33 Boston Post Rd West
Suite 340
Marlborough, MA 01752

Phone: 508.229.2270
Fax: 508.229.7737

November 1, 2013

Mr. Eric Cheng, P.E.
Technical Manager
U.S. Army Corps of Engineers, Louisville District
600 Martin Luther King Jr. Place
Louisville, Kentucky 40202-0059

Subject: Investigation-Derived Waste Letter Report
2011 Performance-Based Acquisition
Environmental Investigation and Remediation
14 Compliance Restoration Sites
Ravenna Army Ammunition Plant, Ravenna, Ohio
Contract No. W912QR-04-D-0039
Delivery Order No. 0004
Project No. 5161.004

Dear Mr. Cheng:

Investigation activities in accordance with the Site Inspection (SI) and Remedial Investigation (RI) Work Plan (October 2012) SI and RI Work Plan Addendum (June 2013) were conducted from August 12, 2013 through August 14, 2013 and on September 10, 2013. These activities resulted in the generation of Investigation-Derived Waste (IDW) consisting of soil cuttings from direct push borings and equipment decontamination fluids. The purpose of this letter report is to characterize and classify IDW for disposal and to propose methods for disposing the IDW.

This letter report includes a summary of IDW generated, the origin of the IDW (Table 1), as well as proposed classification and recommendations for disposal of the IDW (Table 2). This letter report follows guidance established by the following:

1.) The Facility-Wide Sampling and Analysis Plan (SAIC 2011),
2.) Final SI/RI Work Plan (ECC 2012), and
3.) Final SI/RI Work Plan Addendum (ECC 2013).

Two distinct IDW streams were sampled as part of the SI/RI Work Plan field activities. Each waste stream was composited and sampled per requirements outlined in Section 7.0 of the Facility-Wide Sampling and Analysis Plan (FWSAP) and SI/RI Work Plan. IDW streams generated are:

- One (1), 55-gallon drum containing equipment decontamination fluids (Liquinox, distilled water [DI], and diluted hydrochloric/nitric acids), sampled on August 15, 2013, and
- One (1) 55-gallon drums containing soils from SI/RI sampling activities, sampled on August 15, 2012 and 10 September 2013, and

Corporate Office
1240 Bayshore Highway
Burlingame, CA 94010

Phone: (650) 347-1555
Fax: (650) 347-8789
www.ecc.net

Per Section 7.0 of the Facility-Wide SAP, three composite samples were collected for Toxicity Characteristic Leaching Procedure (TCLP) parameters and submitted for laboratory analysis to characterize the following waste streams for disposal:

- Liquid IDW

The liquid sample (083SB-0021-0001-IDW TCLP) characterized one drum of decontamination fluid containing 2% hydrochloric/10% nitric acids, DI water, and Liquinox.

- Solid IDW

The solid samples (083SB-0022-0001-IDW TCLP and 075SB-0011-0001-SB TCLP) were collected from one, 55-gallon drum containing soil cuttings.

Table 1 summarizes the IDW samples collected.

Table 1 – Summary of Site Inspection/Remedial Investigation Investigation-Derived Waste

Container Type and Size	Contents	Generation Dates	Sample ID
55-gallon closed top drum	De-con fluids from sampling equipment and decontamination	12 August 2013 through 14 August 2013	083SB-0021-0001-IDW TCLP
55-gallon closed top drum	Soil cuttings	12 August 2013 through 14 August 2013, and 10 September 2013	083SB-0022-0001-IDW TCLP and 075SB-0011-0001-SB TCLP

Per Section 8.0 of the FWSAP, non-indiginous IDW is characterized for disposal on the basis of composite samples collected and submitted for laboratory analysis to characterize the waste stream for disposal. Upon receipt of analytical results from the laboratory, the analytical data was reviewed to determine if the waste was potentially hazardous. This review consisted of a comparison of the analytical results against the TCLP criteria presented in Table 8-1 and 8-2, Maximum Concentration of Contaminants for the Toxicity Characteristic (40 Code of Federal Regulation (CFR) 261.24), as presented in the FWSAP. The results of this review are summarized below.

IDW –FLUIDS

One liquid composite sample (083SB-0021-0001-IDW TCLP) was collected. **Attachment 1** presents the analytical laboratory data for TCLP analysis for IDW fluids generated during the August 12 through August 14, 2013 field activities. All analytical results were below regulatory levels as presented in Tables 8-1 and 8-2 in the FWSAP.

IDW –SOLIDS

Two solid composite samples (083SB-0022-0001-IDW TCLP, and 075SB-0011-0001-SB TCLP) were collected. **Attachment 2** presents the analytical laboratory data for TCLP analysis for IDW solids generated during the August 12 through August 14, 2013 and September 10, 2013 field activities. All analytical results were below regulatory levels as presented in Tables 8-1 and 8-2 in the FWSAP.

Please note the IDW addressed in this letter report has been characterized under provisions of the FWSAP using TCLP analysis and process knowledge. Unless RVAAP has additional information that would result in the IDW meeting, or containing materials that meet, the definition of a listed hazardous waste as defined in 40 CFR Part 261 Subpart D, it is recommended that the IDW, as presently characterized, be disposed as summarized in Table 2.

Table 2 - Summary of Final Waste Classification and Recommended Options

Medium	Waste Criterion	Disposal Recommendation
Water	Inorganics, Organics	Permitted Wastewater Treatment Facility or Permitted Solid Waste Facility
Soils	Inorganics, Organics	Permitted Wastewater Treatment Facility or Permitted Solid Waste Facility

Since RVAAP, under RCRA, is the generator of this material, ECC requests concurrence or direction on the waste classification prior to disposal to ensure materials are properly disposed. Following your direction and immediate approval, ECC will proceed with appropriate waste disposal.

Should you have any questions or wish to discuss the proposed activities further, please do not hesitate to contact the undersigned at 508-229-2270, ext. 22109, or via email.

Regards,
ECC

Alexander Easterday
Sr. Project Manager

Copy: Brett Merkel, ARNG
Kevin Sedlak, ARNG
Katie Tait, OHARNG
Mark Patterson, RVAAP Facility Manager
Nancy Zikmanis, Ohio EPA

This page left intentionally blank.

ATTACHMENTS

This page left intentionally blank.

Attachment 1 – IDW Analytical Results – Fluids

Analysis Type	Chemical	Units	Limit of Detection (mg/L)	TCLP Criteria (mg/L)	Results 083SB-0021-0001-IDW TCLP
Semi-Volatile Organics	1,4-Dichlorobenzene	mg/L	0.0040	7.50	0.0040 U
Semi-Volatile Organics	2,4,5-Trichlorophenol	mg/L	0.020	400.00	0.020 U
Semi-Volatile Organics	2,4,6-Trichlorophenol	mg/L	0.020	2.00	0.020 U
Semi-Volatile Organics	2,4-Dinitrotoluene	mg/L	0.0040	0.13	0.0040 U
Semi-Volatile Organics	Hexachlorobenzene	mg/L	0.0040	0.13	0.0040 U
Semi-Volatile Organics	Hexachlorobutadiene	mg/L	0.0040	0.50	0.0040 U
Semi-Volatile Organics	Hexachloroethane	mg/L	0.0040	3.00	0.0040 U
Semi-Volatile Organics	3 & 4 Methylphenol	mg/L	0.360	200	0.360 U
Semi-Volatile Organics	2-Methylphenol	mg/L	0.020	200	0.020 U
Semi-Volatile Organics	Nitrobenzene	mg/L	0.0040	2.00	0.0040 U
Semi-Volatile Organics	Pentachlorophenol	mg/L	0.020	100.00	0.020 U
Semi-Volatile Organics	Pyridine	mg/L	0.010	5.00	0.010 U
TCLP Metals	Arsenic	mg/L	0.0120	5.00	0.010 J
TCLP Metals	Barium	mg/L	0.00090	100.00	0.19
TCLP Metals	Cadmium	mg/L	0.0010	1.00	0.0010 U
TCLP Metals	Chromium	mg/L	0.0020	5.00	0.019
TCLP Metals	Lead	mg/L	0.0020	5.00	0.013
TCLP Metals	Mercury	mg/L	0.000060	0.20	0.000060 U
TCLP Metals	Selenium	mg/L	0.0065	1.00	0.0028 J B
TCLP Metals	Silver	mg/L	0.0020	5.00	0.0018 J B
TCLP Herbicides	2,4,5-TP (Silvex)	mg/L	0.0010	1.00	0.0010 U
TCLP Herbicides	2,4-D	mg/L	0.010	10.00	0.010 U
TCLP Pesticides	Chlordane	mg/L	0.0030	0.03	0.0030 U
TCLP Pesticides	Endrin	mg/L	0.00010	0.02	0.00010 U
TCLP Pesticides	Gamma-BHC (Lindane)	mg/L	0.00010	0.40	0.00010 U
TCLP Pesticides	Heptachlor	mg/L	0.00010	0.0080	0.00038 P
TCLP Pesticides	Heptachlor Epoxide	mg/L	0.00010	0.0080	0.00010 U
TCLP Pesticides	Methoxychlor	mg/L	0.00010	10.00	0.00010 U
TCLP Pesticides	Toxaphene	mg/L	0.0030	0.50	0.0030 U
Volatile Organics	1,1-Dichloroethene	mg/L	0.025	0.7	0.025 U
Volatile Organics	1,2-Dichloroethane	mg/L	0.050	0.50	0.050 U
Volatile Organics	2-Butanone	mg/L	0.250	200	0.250 U
Volatile Organics	Benzene	mg/L	0.0250	0.50	0.0250 U
Volatile Organics	Carbon Tetrachloride	mg/L	0.0250	0.50	0.0250 U
Volatile Organics	Chlorobenzene	mg/L	0.0250	100.00	0.0250 U
Volatile Organics	Chloroform	mg/L	0.0250	6.00	0.0250 U
Volatile Organics	Tetrachloroethylene	mg/L	0.050	0.70	0.050 U
Volatile Organics	Trichloroethene	mg/L	0.0250	0.50	0.0250 U
Volatile Organics	Vinyl Chloride	mg/L	0.0250	0.2	0.0250 U

Notes:
J – Estimated value
B-Analyte detected in associated method blank
P-Concentration differs more than 40% between primary and confirmation analysis
mg/L – milligrams per liter
U- Undetected above laboratory limit of detection

Attachment 2 – IDW Analytical Results – Solids

Analysis Type	Chemical	Units	Limit of Detection (mg/L)	TCLP Criteria (mg/L)	Results
					083SB-0022-0001-IDW
Semi-Volatile Organics	1,4-Dichlorobenzene	mg/L	0.0040	7.50	0.0040 U
Semi-Volatile Organics	2,4,5-Trichlorophenol	mg/L	0.020	400.00	0.020 U
Semi-Volatile Organics	2,4,6-Trichlorophenol	mg/L	0.020	2.00	0.020 U
Semi-Volatile Organics	2,4-Dinitrotoluene	mg/L	0.0040	0.13	0.0040 U
Semi-Volatile Organics	Hexachlorobenzene	mg/L	0.0040	0.13	0.0040 U
Semi-Volatile Organics	Hexachlorobutadiene	mg/L	0.0040	0.50	0.0040 U
Semi-Volatile Organics	Hexachloroethane	mg/L	0.0040	3.00	0.0040 U
Semi-Volatile Organics	Nitrobenzene	mg/L	0.0040	2.00	0.0040 U
Semi-Volatile Organics	Pentachlorophenol	mg/L	0.020	100.00	0.020 U
Semi-Volatile Organics	Pyridine	mg/L	0.010	5.00	0.010 U
TCLP Metals	Arsenic	mg/L	0.0120	5.00	0.0120 U
TCLP Metals	Barium	mg/L	0.0090	100.00	0.40
TCLP Metals	Cadmium	mg/L	0.0010	1.00	0.00062 J
TCLP Metals	Chromium	mg/L	0.0020	5.00	0.0012 J
TCLP Metals	Lead	mg/L	0.0020	5.00	0.0022 J
TCLP Metals	Mercury	mg/L	0.000060/0.00020*	0.20	0.000060 U/0.00020 U*
TCLP Metals	Selenium	mg/L	0.25	1.00	0.0042 J
TCLP Metals	Silver	mg/L	0.0050	5.00	0.0050 U
TCLP Herbicides	2,4,5-TP (Silvex)	mg/L	0.010	1.00	0.010 U
TCLP Herbicides	2,4-D	mg/L	0.0010	10.00	0.0010 U
TCLP Pesticides	Chlordane	mg/L	0.0030	0.03	0.0030 J
TCLP Pesticides	Endrin	mg/L	0.00010	0.02	0.00010 U
TCLP Pesticides	Gamma-BHC (Lindane)	mg/L	0.00010	0.40	0.00010 U
TCLP Pesticides	Heptachlor	mg/L	0.00010	0.01	0.00037 P
TCLP Pesticides	Heptachlor Epoxide	mg/L	0.00010	0.01	0.00010 U
TCLP Pesticides	Methoxychlor	mg/L	0.00010	10.00	0.00010 U
TCLP Pesticides	Toxaphene	mg/L	0.0030	0.50	0.0030 U
Volatile Organics	1,1-Dichloroethene	mg/L	0.0250	0.7	0.0250 U
Volatile Organics	1,2-Dichloroethane	mg/L	0.050	0.50	0.050 U
Volatile Organics	2-Butanone	mg/L	0.250	200	0.250 U
Volatile Organics	Benzene	mg/L	0.0250	0.50	0.0250 U
Volatile Organics	Carbon Tetrachloride	mg/L	0.0250	0.50	0.0250 U
Volatile Organics	Chlorobenzene	mg/L	0.0250	100.00	0.0250 U
Volatile Organics	Chloroform	mg/L	0.0250	6.00	0.0250 U
Volatile Organics	Tetrachloroethylene	mg/L	0.050	0.70	0.050 U
Volatile Organics	Trichloroethene	mg/L	0.0250	0.50	0.0250 U
Volatile Organics	Vinyl Chloride	mg/L	0.0250	0.20	0.0250 U

Notes:

*- Mercury sample result for sample 075SB-0011-0001-SO

NA – Not Analyzed

J – Estimated Value

P-Concentration differs more than 40% between primary and confirmation analysis

mg/L – milligrams per liter

U- Undetected above laboratory limit of detection

John R. Kasich, Governor
Mary Taylor, Lt. Governor
Scott J. Nally, Director

November 27, 2013

CERTIFIED MAIL
7012 3050 0001 8837 5129

Mr. Mark Patterson, Facility Manager
Ravenna Army Ammunition Plant
8451 State Route 5
Ravenna, OH 44266

Re: Investigation-Derived Waste Report 2011 Performance-Based Acquisition Environmental Investigation and Remediation 14 Compliance Restoration Sites, Ravenna Army Ammunition Plant (Ohio EPA ID # 267-000859-162)

Dear Mr. Patterson:

The Ohio Environmental Protection Agency (Ohio EPA) has received and reviewed the Investigation-Derived Waste Report 2011 Performance-Based Acquisition Environmental Investigation and Remediation 14 Compliance Restoration Sites, Ravenna Army Ammunition Plant. The document was received at Ohio EPA, Northeast District Office (NEDO), Division of Environmental Response and Revitalization (DERR) on November 15, 2013. The document was prepared for the U.S. Army Corps of Engineers (USACE), Louisville District by Environmental Chemical Corporation (ECC), under Contract No. W912QR-04-D-0039.

This report is approved and Ohio EPA concurs that the IDW (soil cuttings) from work conducted on August 12, 2013, August 14, 2013, and September 10, 2013, may be disposed of as contaminated, non-hazardous waste and that it be sent off-site for disposal to a permitted water treatment facility or permitted solid waste facility.

If you have any questions, please call me at (330) 963-1170.

Sincerely,

Edward D'Amato, Site Coordinator
Division of Environmental Response and Revitalization

ED:NZ/nvr

cc: Cullen Grasty, USACE
Katie Tait, OHNGB
Kevin Sedlak, ARNG
Brett Merkel, ARNGD-Washington, DC

ec: Justin Burke, Ohio EPA, NEDO, DERR
Nancy Zikmanis, Ohio EPA, NEDO, DERR

E-MAILED 12-02-2013 RMH

Scanned
By: RMH
Date: 12-02-2013

RECEIVED 12-02-2013

SENDER: *COMPLETE THIS SECTION*

- Complete items 1, 2, and 3. Also complete item 4 if Restricted Delivery is desired.
- Print your name and address on the reverse so that we can return the card to you.
- Attach this card to the back of the mailpiece, or on the front if space permits.

1. Article Addressed to:

Mark Patterson
Ravenna Army Ammunition Plant
Building 1037
8451 State Route 5
Ravenna Oh 44266-9297

COMPLETE THIS SECTION ON DELIVERY

A. Signature
x Rebecca Haney
☒ Agent
☐ Addressee

B. Received by *(Printed Name)*
Rebecca Haney

C. Date of Delivery
12-2-2013

D. Is delivery address different from item 1? ☐ Yes
If YES, enter delivery address below: ☒ No

3. Service Type
☒ Certified Mail ☐ Express Mail
☐ Registered ☐ Return Receipt for Merchandise
☐ Insured Mail ☐ C.O.D.

4. Restricted Delivery? *(Extra Fee)* ☐ Yes

2. Article Number
(Transfer from service label)
7012 3050 0001 8837 5129 NRAINES
for ED 11/27/13

PS Form 3811, February 2004 Domestic Return Receipt 102595-02-M-1540

UNITED STATES POSTAL SERVICE

First-Class Mail
Postage & Fees Paid
USPS
Permit No. G-10

• Sender: Please print your name, address, and ZIP+4 in this box •

OHIO EPA
NORTHEAST DISTRICT OFFICE
2110 EAST AURORA ROAD
TWINSBURG OH 44087

COPY

NON-HAZARDOUS WASTE MANIFEST

1. Generator ID Number: OH5 210 020 736
2. Page 1 of 1
3. Emergency Response Phone: 330-677-0785
4. Waste Tracking Number: 12232013-01-A

5. Generator's Name and Mailing Address
Ravenna Army Ammunition Plant
8451 State Route 5
Ravenna, Ohio 44266
Generator's Phone: 330-358-2920

Generator's Site Address (if different than mailing address): Same

6. Transporter 1 Company Name: Emerald Environmental Services, Inc
U.S. EPA ID Number: OHR 000 102 053

7. Transporter 2 Company Name:
U.S. EPA ID Number:

8. Designated Facility Name and Site Address
Vexor Technology
955 West Smith Road
Medina, Ohio 44256
Facility's Phone: 330-721-9773
U.S. EPA ID Number: OHD 077 772 895

	9. Waste Shipping Name and Description	10. Containers No.	10. Containers Type	11. Total Quantity	12. Unit Wt./Vol.
1.	Non DOT Regulated, Non Hazardous Material (Purge Water) 1167850	1	DM	25 Cals ~~200 lbs~~	G
2.	Non DOT Regulated, Non Hazardous Material (Soil Cuttings) 1167851	1	DM	200 lbs	P
3.	W109122				
4.					

13. Special Handling Instructions and Additional Information
9.1.) Approval # VEX 25094
9.2.) Approval # VEX 25095
Job Number 13-0081 EES

14. GENERATOR'S CERTIFICATION: I certify the materials described above on this manifest are not subject to federal regulations for reporting proper disposal of Hazardous Waste.

Generator's/Offeror's Printed/Typed Name: Mark Patterson
Signature: Mark Patterson
Month 12 Day 23 Year 13

15. International Shipments ☐ Import to U.S. ☐ Export from U.S. Port of entry/exit:
Transporter Signature (for exports only): Date leaving U.S.:

16. Transporter Acknowledgment of Receipt of Materials
Transporter 1 Printed/Typed Name: FRED B McCULTY
Signature: Fred B. McCulty
Month 12 Day 23 Year 13
Transporter 2 Printed/Typed Name:
Signature:
Month Day Year

17. Discrepancy
17a. Discrepancy Indication Space ☐ Quantity ☐ Type ☐ Residue ☐ Partial Rejection ☐ Full Rejection
Manifest Reference Number:

17b. Alternate Facility (or Generator)
U.S. EPA ID Number
Facility's Phone:

17c. Signature of Alternate Facility (or Generator)
Month Day Year

18. Designated Facility Owner or Operator: Certification of receipt of materials covered by the manifest except as noted in Item 17a
Printed/Typed Name: Daniel Kindall
Signature:
Month 12 Day 24 Year 13

GENERATOR
INT'L
TRANSPORTER
DESIGNATED FACILITY

169-BLC-O 5 11977 (Rev. 8/06)

DESIGNATED FACILITY TO GENERATOR

This page intentionally left blank.

APPENDIX H

SITE PHOTOGRAPHS

This page intentionally left blank.

Photo of the east exterior side of the comminutor building at the George Road Sewage Treatment Plant.

Photo of the northeast exterior corner of the comminutor building. Red arrow points to manhole cover of manhole MH-P1. Wooden stakes mark soil boring locations SB-2 and SB-3.

Photo of manhole MH-P1 with view to the west at northeast exterior of comminutor building. Approximate location of the underground 15-inch vitrified clay pipe (drain line) is shown by dashed yellow line.

Photo of east and north exterior sides of the comminutor building with manhole locations (MH-P1 and MH-O1) identified.

View of chlorine building (left background) along southern portion of George Road Sewage Treatment Plant. Pink/green flagging in tree (to the right of the field personnel) denotes location of headwall at outfall where the wet sediment sample was collected.

View of the outfall where the wet sediment sample was collected.

Screen shot from the video of the interior of the 15-inch vitrified clay pipe (drain line). Note cracks are visible within the first 4-5 ft of the 15-inch vitrified clay pipe. No observable cracks are evident further down the pipe towards manhole MH-P1.

Screen shot from the video of the interior of the 15-inch vitrified clay pipe (drain line) of the 4-inch cast iron pipe connection with the 15-inch vitrified clay pipe. Yellow arrow points to the 4-inch cast iron pipe. Note water level and bottom of the pipe is on the left side of photo.

Screen shot from the video of the interior of the 15-inch vitrified clay pipe (drain line) at the brick and mortar plug at MH-P1. Yellow arrow points to the plug at manhole MH-P1.

Interior photo of manhole MH-P1. Concrete seal is for the 15-inch vitrified clay pipe (drain line) which is from the comminutor building. Open pipe with flowing water (on the right) is the discharge from upgradient manhole MH-O1 located approximately 30 ft north northwest of manhole MH-P1. Direction of flow is shown by the red arrow.

Photo of the excavation adjacent to the 15-inch vitrified clay pipe (drain line) at the northeast exterior of the comminutor building.

Subsurface soil sample locations collected from the test pit excavation. Note water from inside the 15-inch vitrified clay pipe is seeping into the trench from pipe flanges. On the right is the stairs along the exterior of the comminutor building, which prevented further excavation in this direction.

Photo of the exposed 15-inch vitrified clay pipe (drain line) from the communitor building (on the right) during test pit excavation.

Photo of comminutor building's 4-inch diameter cast iron floor drain being screened with a Jerome 431-X mercury vapor analyzer for vapors prior to saw cutting the concrete floor.

Photo of comminutor building's concrete floor after saw cutting.

Photo of soil excavation along the side of the 4-inch cast iron floor drain.

Photo of bottom of the 4-inch cast iron pipe floor drain p-trap. A soil sample was collected directly beneath the bottom of the p-trap.

APPENDIX I

VIDEO INSPECTION OF DRAINAGE SYSTEM PIPING
(Note – To be provided on disc only)

This page intentionally left blank.

APPENDIX J

REGULATORY CORRESPONDENCE AND COMMENT RESPONSE TABLE

This page intentionally left blank.

John R. Kasich, Governor
Mary Taylor, Lt. Governor
Craig W. Butler, Director

April 16, 2015

Mr. Mark Leeper, P.G., MBA
Army National Guard Directorate
Environmental Programs Division
ARNG-ILE-CR
111 South George Mason Drive
Arlington, VA 22204

Re: US Army Ravenna Ammunition Plt RVAAP Assessment Remedial Response Portage County 267000859155

Subject: Ohio EPA's Review of Draft Site Inspection Report, CC-RVAAP-75 George Road Sewage Treatment Plant Mercury Spill Project No. 267-000859-155; Notice of Deficiency (NOD)

Dear Mr. Leeper:

The Ohio Environmental Protection Agency (Ohio EPA), Northeast District Office (NEDO) has reviewed the Draft Site Inspection Report, CC-RVAAP-75 George Road Sewage Treatment Plant Mercury Spill, dated March 13, 2015. The document was prepared by ECC, under contract no. W912QR-04-D-0039.

Ohio EPA has identified the following deficiencies in the report. Ohio EPA will review either a response to comments letter or Response to Comments (RTC) table. However, a revised report will need to be completed prior to final approval of the document.

Comments:

1. Remove the disclaimer statement at the beginning of the document. This comment has been noted in Ohio EPA's review of previous ECC reports. Please refrain from including it in the future.

2. It is not clear from the report if any sampling or inspection inside the P-Trap was done. It appears from the report that the exterior of the P-Trap was inspected, but not the inside. There is reference to the use of a Jerome meter in the floor drain, but the bottom of the P-Trap is 33 inches from the top of the concrete floor. Please clarify whether or not the interior of the P-Trap was inspected or sampled.

3. **Section 3.0:** This section mentions that the mercury seals on the trickling filters leaked and describes sludge that was removed and spread along Greenleaf Rd.

RECEIVED 04-17-2015

If so, sampling of the sludge application areas may have been appropriate. Please discuss whether or not mercury leakage from the seals could have contaminated the sludge.

4. **Section 7.0:** The report states that there are no wetlands, streams, or surface water onsite. However, one of the decision units described in the Executive Summary and Section 4.2.2 is a section of stream just downstream from the George Road Sewage Treatment Plant outfall. Please revise Section 7.0 to accurately reflect that a stream/surface water body is part of the site.

If you have any questions or concerns related to this review or would like to schedule a meeting or conference call, please free feel to contact me at (330) 963-1170.

Sincerely,

Edward D'Amato
Project Coordinator
Ohio EPA - Division of Environmental Response and Revitalization

ec: Rod Beals, DERR-NEDO, Manager
Justin Burke, DERR-CO
Katie Tait, OHARNG RTLS
Kevin Sedlak, ARNG
Gregory F. Moore, USACE
Mark Nichter, USACE
Rebecca Haney/Gail Harris, Vista Sciences Corp.

NATIONAL GUARD BUREAU
111 SOUTH GEORGE MASON DRIVE
ARLINGTON VA 22204-1373

June 8, 2015

Ohio Environmental Protection Agency
DERR-NEDO
Attn: Ed D'Amato, Project Coordinator
2110 East Aurora Road
Twinsburg, OH 44087-1924

Subject: Former Ravenna Army Ammunition Plant (RVAAP) Restoration Program
Portage/Trumbull Counties, CC-RVAAP-75 George Road Sewage Treatment Plant
Mercury Spill, Draft Site Inspection Report, Ohio EPA ID # 267-000859-155

Dear Mr. D'Amato:

Enclosed, for your review, are the responses to the Ohio EPA's comments from April 16, 2015 on the Draft Site Inspection Report for CC-RVAAP-75 George Road Sewage Treatment Plant Mercury Spill, dated March 13, 2015. The attached comment response table was prepared for the US Army Corps of Engineers (USACE) - Louisville District, by ECC under Contract No. W912QR-04-D-0039.

Please contact the undersigned at (703) 607-7955 or mark.s.leeper.civ@mail.mil if there are issues or concerns with this submission.

Sincerely,

Mark Leeper
RVAAP Restoration Program Manager
Army National Guard Directorate

Attachment

cc: Rod Beals, Ohio EPA, DERR-NEDO
Justin Burke, Ohio EPA, DERR-CO
Katie Tait, OHARNG Camp Ravenna
Kevin Sedlak, ARNG, Camp Ravenna
Greg Moore, USACE Louisville
Eric Cheng, USACE Louisville
Gail Harris, Vista Sciences

This page intentionally left blank.

DRAFT SITE INSPECTION, REVISION 0
CC RVAAP-75 GEORGE ROAD SEWAGE TREATMENT PLANT MERCURY SPILL
RAVENNA ARMY AMMUNITION PLANT, RAVENNA OHIO
COMMENT RESPONSE TABLE
Site Inspection Report Submitted – 12 March 2015
Ohio EPA Comments Received – 17 April 2015
Response to Comments Issued – 27 May 2015

Comment Number	Page No. / Line No.	New Page or Sheet	Comment	Recommendation	Response
Ohio EPA (Ed D'Amato)					
1			Remove the disclaimer statement at the beginning of the document. This comment has been noted in Ohio EPA's review of previous ECC reports. Please refrain from including it in the future.		Agree. The Disclaimer Statement will be removed from the document when the final version is issued. The Disclaimer Statement in Draft reports is included per the Submission Format Guidelines Ravenna Army Ammunition Plant (dated July 22, 2014). The Disclaimer Statement is removed from Final report version. If ECC did not included the Disclaimer Statement in the Draft report version, the ACOE's Administrative Record Document Reviewer, would deem the report non-compliant with the current Ravenna Submission Format Guidelines.
2			It is not clear from the report if any sampling or inspection inside the P-Trap was done. It appears from the report that the exterior of the P-Trap was inspected, but not the inside. There is reference to the use of a Jerome meter in the floor drain, but the bottom of the P-Trap is 33 inches from the top of the concrete floor. Please clarify whether or not the interior of the P-Trap was inspected or		Agree. The SI Report in Section 4.3.1 Field Sampling Locations has been clarified as follows: *"The SI sampling at this AOC was conducted in November and December 2012 and in August and September 2013. During these site visits, the floor drain P-trap was inspected visually and using a hand-held sampling rod which was placed within the 4-inch cast iron pipe leading to the P-trap in an attempt to scrape any residual material from the bottom of the floor drain P-trap. However, no sediment or material was recovered. Therefore,*

Comment Number	Page No. / Line No.	New Page or Sheet	Comment	Recommendation	Response
			sampled.		*subsurface soil samples were collected from beneath the floor drain P-trap to determine if the P-trap leaked. The bottom-most depth of the P-trap is 2.75 feet bgs, and two subsurface soil samples were collected at 2.75 feet bgs, which is just below the P-trap and another was collected at 3.5 feet bgs for this SI".*
3	Section 3.0		This section mentions that the mercury seals on the trickling filters leaked and describes sludge that was removed and spread along Greenleaf Rd. If so, sampling of the sludge application areas may have been appropriate. Please discuss whether or not mercury leakage from the seals could have contaminated the sludge.		Section 3.0 has been modified as followings. Line number 425 in Section 3.0 will be replace with the following text: "*The mercury leaking from the trickling filters was captured by drains, which flowed into a collection box. This collection box was periodically drained and the captured mercury was then stored in a pint size glass jar. There is no documentation of any mercury leaking into the sludge".*
4	Section 7.0		The report states that there are no wetlands, streams, or surface water onsite. However, one of the decision units described in the Executive Summary and Section 4.2.2 is a section of stream just downstream from the George Road Sewage Treatment Plant outfall. Please revise Section 7.0 to accurately reflect that a		The SI Report has been revised to remove confusing text and to provide clarification. There are no natural wetlands, streams, or surface water on the AOC. The reference to the stream section in Section 4.2.2 for DU02 is the outfall area which is the drainage pipe discharge point located adjacent to the outfall headwall.

Comment Number	Page No. / Line No.	New Page or Sheet	Comment	Recommendation	Response
			stream/surface water body is part of the site.		This outfall area (corresponding to DU02) eventually drains to the tributary (West Branch Mahoning) to the east which is approximately 850 feet away from DU02 and therefore, is not located within the CC RVAAP-75 AOC. The word "*downstream*" has been removed from this SI Report in the following sections to address this comment, as follows: **Executive Summary**: Line 562 has been revised as follows: "*The second DU (DU02) is located ~~downstream~~ at the outfall area which is the drainage pipe discharge point located adjacent ~~of~~ to the outfall headwall."* **Executive Summary: Line:** Line 497 has been revised as follows: *There are no natural wetlands, streams, or surface water on the AOC. The building's drainage system outfall area eventually drains to the tributary (i.e., West Branch Mahoning) to the east which is approximately 850 feet away from the*

Comment Number	Page No. / Line No.	New Page or Sheet	Comment	Recommendation	Response
					outfall area and therefore, is not located within the CC RVAAP-75 AOC. No surface water samples were collected as part of this SI, as no surface water is present at the AOC. **Section 4.2.2 Soil and Wet Sediment Sampling Locations:** Lines 1497 to 1499 have been revised as follows: *"CC RVAAP-75 contains two DU sampling areas, DU01 and DU02 (Figure 4-1)~~,~~. ~~the latter of which~~DU02 is where the discrete wet sediment sample was collected ~~downstream of the headwall of the~~ at the outfall area. This outfall is where the drainage pipe daylights at the headwall."* **Section 4.2.2 Soil and Wet Sediment Sampling Locations:** Line 1525 has been revised as follows: *"DU02 consists of the area ~~just downstream of~~ at the headwall ~~at~~ of the outfall area."* **Section 4.4.3 Wet Sediment Sampling:** Lines 1731 to 1732 have been revised as follows: *"On 9 November 2012, the wet sediment samples were collected from DU02 at ~~just downstream of~~*

Comment Number	Page No. / Line No.	New Page or Sheet	Comment	Recommendation	Response
					~~*the headwall at the outfall area.*~~ *the outfall area at the drainage pipe discharge point located adjacent to the outfall headwall."* **Section 5.3 Summary of Wet Sediment Analytical Results:** Lines 2259 to 2262 have been revised as follows: *"The wet sediment samples collected at the outfall area at the drainage pipe discharge point located adjacent to the outfall headwall* ~~*downstream of the outfall headwall and*~~ *were analyzed for mercury and RVAAP full suite analytes (TAL metals, explosives, propellants, SVOCs, VOCs, PCBs, and 2261 pesticides)."* **Section 6.2.1 Hydrological Setting:** Lines 2708 to 2710 have been revised as follows: *"However, infiltrating surface water and groundwater flowing in the drain pipe* ~~*downstream*~~ *leading from MH-P1 is directed south toward the outfall area and thereafter to a drainage ditch."* **Section 7.0 Summary and Conclusions:** Line

Comment Number	Page No. / Line No.	New Page or Sheet	Comment	Recommendation	Response
					2823 has been revised as follows: *"There are no wetlands, streams, or surface water features ~~onsite~~ located within the George Road Sewage Treatment Plant Mercury Spill AOC."* Lines 2829 to 2831 have been revised as follows: *"Therefore, only subsurface soil ~~by~~ beneath and alongside of the drainage pipes, wet sediment ~~downstream of the~~ at the outfall area ~~headwall,~~ and the deposit within the 15-inch drainage pipe were sampled as part of this SI, as potential locations that may have been impacted by the mercury spill."*
End of Comments					

John R. Kasich, Governor
Mary Taylor, Lt. Governor
Craig W. Butler, Director

July 14, 2015

Re: **US Army Ravenna Ammunition Plt RVAAP**
Remediation Response
Project records
Remedial Response
Portage County
267000859155

Mr. Mark Leeper, P.G., MBA
Restoration/Cleanup Program Manager
ARNG Directorate
111 S. George Mason Dr.
Arlington, VA 22204

Subject: Ohio EPA's Review of Response to Comments for the Draft Site Inspection Report, CC-RVAAP-75 George Road Sewage Treatment Plant Mercury Spill Project No. 267-000859-155

Dear Mr. Leeper:

The Ohio Environmental Protection Agency (Ohio EPA), Northeast District Office has reviewed the Army's response to comments for the Draft Site Inspection Report, CC-RVAAP-75 George Road Sewage Treatment Plant Mercury Spill. The response was received via e-mail on June 9, 2015.

Ohio EPA finds the response to comments to be acceptable, but upon further review one additional issue has arisen. Because mercury in the drain pipe deposits is present above the residential facility-wide cleanup goal (FWCUG) of 7.2 mg/kg (for soil), steps must be taken to ensure the integrity of the concrete plug in the drain pipe and to ensure construction/excavation workers are not exposed should excavation activities ever occur. This can be accomplished by updating the Site Property Management Plan to include inspection of the concrete plug at regular intervals (such as every five years) and to require precautions during any excavation activities that may occur. Please propose such language to be inserted into the Site PMP.

If you have any questions or concerns related to this review or would like to schedule a meeting or conference call, please free feel to contact me at (330) 963-1170.

Sincerely,

Edward D'Amato, Project Coordinator
Ohio EPA - Division of Emergency and Remedial Response

ED/nvr

cc: Rod Beals, DERR-NEDO
Katie Tait, OHARNG RTLS
Gregory F. Moore, USACE
Rebecca Haney, Vista Sciences Corp.
Ohio EPA, VAP File, CO, DERR at:
Justin Burke, DERR-CO
Kevin Sedlak, ARNG
Mark Nichter, USACE
Gail Harris, Vista Sciences Corp.
records@epa.ohio.gov

This page intentionally left blank.