APPENDIX K.
Laboratory Data Packages

Table of Contents

Analytical Report Cover Page A9C310174 1
Case Narrative 2
Executive Summary 14
Analytical Method Summary 25
Sample Summary 27
Shipping and Receiving Documents 29
GC/MS Volatile Data 34
QC Summary Data 35
Sample Data 71
Standard Data 306
Raw QC Data 587
Miscellaneous Data 715
GC/MS Semivolatile Data 724
QC Summary Data 725
Sample Data 758
Standard Data 993
Raw QC Data 1209
Miscellaneous Data 1348
Pesticide Data 1363
QC Summary Data 1364
Sample Data 1385
Standard Data 1680
Raw QC Data 2373
Miscellaneous Data 2609
Polychlorinated Biphenyls Data 2638
QC Summary Data 2639
Sample Data 2649
Standard Data 2690
Raw QC Data 2880
Miscellaneous Data 2914
Herbicide Data 2935
QC Summary Data 2936
Sample Data 2945
Standard Data 3023
Raw QC Data 3123
Miscellaneous Data 3166
Inorganic/Metals Data 3175
Forms Data 3176
Instrument Printouts 3335
Miscellaneous Data 3586
General Chemistry Data 3598
Sample Data 3599

Supportive Raw Data..... 3636
WEST SACRAMENTO DATA 3704

Total # of Pages in this Document 4457

TestAmerica

THE LEADER IN ENVIRONMENTAL TESTING

TestAmerica Laboratories, Inc.

ANALYTICAL REPORT

PROJECT NO. 06-6199-04-9351-200

DEEP BEDROCK WELL INSTALLATION

Lot #: A9C310174

Marie Simpson

SAIC
151 LaFayette Drive
PO Box 2502
Oak Ridge, TN 37831

TESTAMERICA LABORATORIES, INC.



Mark J. Loeb
Project Manager

May 5, 2009

TestAmerica
THE LEADER IN ENVIRONMENTAL TESTING

CASE NARRATIVE

CASE NARRATIVE

A9C310174

The following report contains the analytical results for seven solid samples, four water samples and one quality control sample submitted to TestAmerica North Canton by SAIC from the Deep Bedrock Well Installation Site, project number 06-6199-04-9351-200. The samples were received March 28, 2009, according to documented sample acceptance procedures.

The 8330 Explosives, 8330 Nitroguanidine, and 353.2 Nitrocellulose as N analyses were performed at the TestAmerica West Sacramento laboratory. Refer to TestAmerica West Sacramento narrative included in their data package for additional information.

TestAmerica utilizes USEPA approved methods in all analytical work. The samples presented in this report were analyzed for the parameter(s) listed on the analytical methods summary page in accordance with the method(s) indicated. Preliminary results were provided to Amanda Trenton, Marie Simpson, Paul Parrish on April 16, 2009. A summary of QC data for these analyses is included at the back of the report.

TestAmerica North Canton attests to the validity of the laboratory data generated by TestAmerica facilities reported herein. All analyses performed by TestAmerica facilities were done using established laboratory SOPs that incorporate QA/QC procedures described in the applicable methods. TestAmerica's operations groups have reviewed the data for compliance with the laboratory QA/QC plan, and data have been found to be compliant with laboratory protocols unless otherwise noted below.

All solid sample results are reported on an "as received" basis unless otherwise indicated by a dry weight adjustment footnote at the bottom of the analytical report page. The list of parameters which are never reported on a dry weight basis is included on the Sample Summary.

The test results in this report meet all NELAP requirements for parameters for which accreditation is required or available. Any exceptions to NELAP requirements are noted in this report. Pursuant to NELAP, this report may not be reproduced, except in full, without the written approval of the laboratory.

Please refer to the Quality Control Elements Narrative following this case narrative for additional quality control information.

If you have any questions, please call the Project Manager, Mark J. Loeb, at 330-497-9396.

CASE NARRATIVE (continued)

This report is sequentially paginated. The final page of the report is labeled as "END OF REPORT."

SUPPLEMENTAL QC INFORMATION

SAMPLE RECEIVING

The coolers were received at temperatures ranging from 1.8 to 5.6°C.

GC/MS VOLATILES

The sample(s) that contain results between the MDL and the RL were flagged with "J". There is a possibility of false positive or mis-identification at these quantitation levels. In analytical methods requiring confirmation of the analyte reported, confirmation was performed only down to the standard reporting limit (SRL). The acceptance criteria for QC samples may not be met at these quantitation levels.

The matrix spike/matrix spike duplicate(s) for SCFmw-001-0008-WS had recoveries outside acceptance limits. However, since the associated method blank(s) and laboratory control sample(s) were in control, no corrective action was necessary.

The internal standard areas were outside acceptance limits for sample(s) SCFmw-004-0012-WS due to matrix effects. (Refer to IS report following this Case Narrative for additional detail.)

GC/MS SEMIVOLATILES

The sample(s) that contain results between the MDL and the RL were flagged with "J". There is a possibility of false positive or mis-identification at these quantitation levels. In analytical methods requiring confirmation of the analyte reported, confirmation was performed only down to the standard reporting limit (SRL). The acceptance criteria for QC samples may not be met at these quantitation levels.

The matrix spike/matrix spike duplicate(s) for SCFmw-003-0010-WS had recoveries outside acceptance limits. However, since the associated method blank(s) and laboratory control sample(s) were in control, no corrective action was necessary.

Sample(s) SCFmw-002-0009-WS had up to one surrogate recovery per fraction outside acceptance limits. However, since the recovery was greater than 10% and all associated QC met criteria, no corrective action was taken.

CASE NARRATIVE (continued)

GC/MS SEMIVOLATILES (continued)

Batch(es) 9091046 had recoveries and/or RPD's out high in the LCS. Since there were no hits detected in any of the associated samples, no corrective action was necessary.

The samples for QC batch(es) 9091046 and 9091239 were initially analyzed on April 06, 2009. The closing QC runs (QCMRLCL, MDLL1, MDLL2, and MDLL3) failed to meet acceptance criteria at the end of the analytic sequence. These same samples were then again analyzed on April 08, 2009. The QCMRLCL again failed acceptance criteria (2,4-Dinitrophenol recovery was 38.9%). This compound was not detected in the MDLL1, MDLL2, nor MDLL3 either. The results from the April 08, 2009 analysis have been reported. Further analytic attempts were not initiated.

The QCMRLCL2 for the TCLP samples ran on April 07, 2009, had Benzoic Acid, 4,6-Dinitro-2-methylphenol, and 2,4-Dinitrophenol recoveries out low. However, since these compounds are not on the TCLP list, no corrective action is necessary.

During the concentration process, the LCSD associated with batch(es) 9092037 was broken. This batch was sent for analysis with a Blank and LCS only.

PESTICIDES-8081

The sample(s) that contain results between the MDL and the RL were flagged with "J". There is a possibility of false positive or mis-identification at these quantitation levels. In analytical methods requiring confirmation of the analyte reported, confirmation was performed only down to the standard reporting limit (SRL). The acceptance criteria for QC samples may not be met at these quantitation levels.

Endrin for the LCS associated with batch(es) 9092034 was reported from the front column.

Surrogate recovery failed criteria low for the LCS/LCSD associated with batch(es) 9091039. The entire batch was re-extracted outside of holding time; therefore, both sets of data are reported.

POLYCHLORINATED BIPHENYLS-8082

The DCB failed low in the LCS/LCSD associated with batch(es) 9098199 after three (3) attempts to extract. It is acceptable per project manager, while the issue is looked into.

CASE NARRATIVE (continued)

HERBICIDES-8151

The sample(s) that contain results between the MDL and the RL were flagged with "J". There is a possibility of false positive or mis-identification at these quantitation levels. In analytical methods requiring confirmation of the analyte reported, confirmation was performed only down to the standard reporting limit (SRL). The acceptance criteria for QC samples may not be met at these quantitation levels.

NITROAROMATICS AND NITRAMINES-8330

The sample(s) that contain results between the MDL and the RL were flagged with "J". There is a possibility of false positive or mis-identification at these quantitation levels. In analytical methods requiring confirmation of the analyte reported, confirmation was performed only down to the standard reporting limit (SRL). The acceptance criteria for QC samples may not be met at these quantitation levels.

The analyses reported herein were performed using an instrument that has two columns(GC) or detectors(HPLC), one of which is used to confirm the results of the other. Peak interferences may result in some cases, which cause a quantitation difference between the two columns/detectors. If the difference between the two results is greater than 40%, the higher of the two results or the primary column/detector is normally reported. The reported results are flagged with "PG".

METALS

The sample(s) that contain results between the MDL and the RL were flagged with "B". There is the possibility of false positive or mis-identification at these quantitation levels. The acceptance criteria for the ICB, CCB, and Method Blank are +/- the standard reporting limit (SRL).

The sample(s) that contained concentrations of target analyte(s) at a reportable level in the associated Method Blank(s) were flagged with "J". Refer to the sample report pages for the affected analyte(s).

Matrix spike recovery and relative percent difference (RPD) data were not calculated for some analytes for SCFmw-005-0003-GW and SCFmw-001-0008-WS due to the sample concentration reading greater than four times the spike amount. See the Matrix Spike Report for the affected analytes which will be flagged with "NC, MSB".

CASE NARRATIVE (continued)

METALS (continued)

The matrix spike/matrix spike duplicate(s) for SCFmw-001-0008-WS had recoveries outside acceptance limits. However, since the associated method blank(s) and laboratory control sample(s) were in control, no corrective action was necessary.

The sample duplicate RPD was outside the acceptance limits for some analytes. The result is less than five times the reporting limit; therefore, no corrective action is required. Refer to the sample duplicate report for RPDS that exceed 20%.

Some reporting limits are lower than our standard reporting limit (SRL) but are supported by the laboratory's MDL and/or IDLs; however, there are no standards in the calibration curve low enough to support these values(s). The continuing calibration blanks and method blanks may not support the lower RL.

GENERAL CHEMISTRY

The sample(s) that contain results between the MDL and the RL were flagged with "B". There is the possibility of false positive or mis-identification at these quantitation levels. The acceptance criteria for the ICB, CCB, and Method Blank are +/- the standard reporting limit (SRL).

The sample(s) that contained concentrations of target analyte(s) at a reportable level in the associated Method Blank(s) were flagged with "J". Refer to the sample report pages for the affected analytes(s).

The matrix spike/matrix spike duplicate(s) for SCFmw-001-0008-WS had RPD's and recoveries outside acceptance limits. However, since the associated method blank(s) and laboratory control sample(s) were in control, no corrective action was necessary.

The matrix spike/matrix spike duplicate(s) for batch(es) 9092409 had RPD's and recoveries outside acceptance limits. However, since the associated method blank(s) and laboratory control sample(s) were in control, no corrective action was necessary.

The matrix spike/matrix spike duplicate data for batch(es) 9091434 and 9092383 are not included in this report for Total Cyanide. The batch QC samples, which document the effect of a specific sample matrix on method performance, were not associated with a sample reported in this lot. The data, therefore, has no bearing on the samples reported herein. In order to document compliance with the QC requirement for an MS/MSD per 20 environmental samples, a summary of sample/QC associations has been provided following this case narrative.

CASE NARRATIVE (continued)

GENERAL CHEMISTRY (continued)

Due to analyst error, there were eleven (11) samples between CCVs for Nitrate Nitrite automated analysis. All QC passed; therefore, the data is reported.

QUALITY CONTROL ELEMENTS NARRATIVE

TestAmerica conducts a quality assurance/quality control (QA/QC) program designed to provide scientifically valid and legally defensible data. Toward this end, several types of quality control indicators are incorporated into the QA/QC program, which is described in detail in QA Policy, QA-003. These indicators are introduced into the sample testing process to provide a mechanism for the assessment of the analytical data. Program or agency specific requirements take precedence over the requirements listed in this narrative.

QC BATCH

Environmental samples are taken through the testing process in groups called QUALITY CONTROL BATCHES (QC batches). A QC batch contains up to twenty environmental samples of a similar matrix (water, soil) that are processed using the same reagents and standards. TestAmerica North Canton requires that each environmental sample be associated with a QC batch.

Several quality control samples are included in each QC batch and are processed identically to the twenty environmental samples.

For SW846/RCRA methods, QC samples include a METHOD BLANK (MB), a LABORATORY CONTROL SAMPLE (LCS) and, where appropriate, a MATRIX SPIKE/MATRIX SPIKE DUPLICATE (MS/MSD) pair or a MATRIX SPIKE/SAMPLE DUPLICATE (MS/DU) pair. If there is insufficient sample to perform an MS/MSD or an MS/DU, then a LABORATORY CONTROL SAMPLE DUPLICATE (LCSD) is included in the QC batch.

For 600 series/CWA methods, QC samples include a METHOD BLANK (MB), a LABORATORY CONTROL SAMPLE (LCS) and, where appropriate, a MATRIX SPIKE (MS). An MS is prepared and analyzed at a 10% frequency for GC Methods and at a 5% frequency for GC/MS methods.

LABORATORY CONTROL SAMPLE

The Laboratory Control Sample is a QC sample that is created by adding known concentrations of a full or partial set of target analytes to a matrix similar to that of the environmental samples in the QC batch. Multi peak responders may not be included in the target spike list due to co-elution. The LCS analyte recovery results are used to monitor the analytical process and provide evidence that the laboratory is performing the method within acceptable guidelines. All control analytes indicated by a bold type in the LCS must meet acceptance criteria. Failure to meet the established recovery guidelines requires the repreparation and reanalysis of all samples in the QC batch. Comparison of only the failed parameters from the first batch are evaluated. The only exception to the rework requirement is that if the LCS recoveries are biased high and the associated sample is ND (non-detected) for the parameter(s) of interest, the batch is acceptable.

At times, a Laboratory Control Sample Duplicate (LCSD) is also included in the QC batch. An LCSD is a QC sample that is created and handled identically to the LCS. Analyte recovery data from the LCSD is assessed in the same way as that of the LCS. The LCSD recoveries, together with the LCS recoveries, are used to determine the reproducibility (precision) of the analytical system. Precision data are expressed as relative percent differences (RPDs). If the RPD fails for an LCS/LCSD and yet the recoveries are within acceptance criteria, the batch is still acceptable.

METHOD BLANK

The Method Blank is a QC sample consisting of all the reagents used in analyzing the environmental samples contained in the QC batch. Method Blank results are used to determine if interference or contamination in the analytical system could lead to the reporting of false positive data or elevated analyte concentrations. All target analytes must be below the reporting limits (RL) or the associated sample(s) must be ND except under the following circumstances:

- Common organic contaminants may be present at concentrations up to 5 times the reporting limits. Common metals contaminants may be present at concentrations up to 2 times the reporting limit, or the reported blank concentration must be twenty fold less than the concentration reported in the associated environmental samples. (See common laboratory contaminants listed in the table.)

Volatile (GC or GC/MS)	Semivolatile (GC/MS)	Metals ICP-MS	Metals ICP Trace
Methylene Chloride, Acetone, 2-Butanone	Phthalate Esters	Copper, Iron, Zinc, Lead, Calcium, Magnesium, Potassium, Sodium, Barium, Chromium, Manganese	Copper, Iron, Zinc, Lead

QUALITY CONTROL ELEMENTS NARRATIVE (continued)

- Organic blanks will be accepted if compounds detected in the blank are present in the associated samples at levels 10 times the blank level. Inorganic blanks will be accepted if elements detected in the blank are present in the associated samples at 20 times the blank level.

- Blanks will be accepted if the compounds/elements detected are not present in any of the associated environmental samples.

Failure to meet these Method Blank criteria requires the repreparation and reanalysis of all samples in the QC batch.

MATRIX SPIKE/MATRIX SPIKE DUPLICATE

A Matrix Spike and a Matrix Spike Duplicate are a pair of environmental samples to which known concentrations of a full or partial set of target analytes are added. The MS/MSD results are determined in the same manner as the results of the environmental sample used to prepare the MS/MSD. The analyte recoveries and the relative percent differences (RPDs) of the recoveries are calculated and used to evaluate the effect of the sample matrix on the analytical results. Due to the potential variability of the matrix of each sample, the MS/MSD results may not have an immediate bearing on any samples except the one spiked; therefore, the associated batch MS/MSD may not reflect the same compounds as the samples contained in the analytical report. When these MS/MSD results fail to meet acceptance criteria, the data is evaluated. If the LCS is within acceptance criteria, the batch is considered acceptable.

For certain methods, a Matrix Spike/Sample Duplicate (MS/DU) may be included in the QC batch in place of the MS/MSD. For the parameters (i.e. pH, ignitability) where it is not possible to prepare a spiked sample, a Sample Duplicate may be included in the QC batch. However, a Sample Duplicate is less likely to provide usable precision statistics depending on the likelihood of finding concentrations below the standard reporting limit. When the Sample Duplicate result fails to meet acceptance criteria, the data is evaluated.

For certain methods (600 series methods/CWA), a Matrix Spike is required in place of a Matrix Spike/Matrix Spike Duplicate (MS/MSD) or Matrix Spike/Sample Duplicate (MS/DU).

The acceptance criteria do not apply to samples that are diluted.

SURROGATE COMPOUNDS

In addition to these batch-related QC indicators, each organic environmental and QC sample is spiked with surrogate compounds. Surrogates are organic chemicals that behave similarly to the analytes of interest and that are rarely present in the environment. Surrogate recoveries are used to monitor the individual performance of a sample in the analytical system.

If surrogate recoveries are biased high in the LCS, LCSD, or the Method Blank, and the associated sample(s) are ND, the batch is acceptable. Otherwise, if the LCS, LCSD, or Method Blank surrogate(s) fail to meet recovery criteria, the entire sample batch is reprepared and reanalyzed. If the surrogate recoveries are outside criteria for environmental samples, the samples will be reprepared and reanalyzed unless there is objective evidence of matrix interference or if the sample dilution is greater than the threshold outlined in the associated method SOP.

The acceptance criteria do not apply to samples that are diluted. All other surrogate recoveries will be reported.

For the GC/MS BNA methods, the surrogate criterion is that two of the three surrogates for each fraction must meet acceptance criteria. The third surrogate must have a recovery of ten percent or greater.

For the Pesticide and PCB methods, the surrogate criterion is that one of two surrogate compounds must meet acceptance criteria. The second surrogate must have a recovery of 10% or greater.

TestAmerica Certifications and Approvals:

The laboratory is certified for the analytes listed on the documents below. These are available upon request.

California (#01144CA), Connecticut (#PH-0590), Florida (#E87225),
Illinois (#200004), Kansas (#E10336), Minnesota (#39-999-348), New Jersey (#OH001), New York (#10975), Nevada (#OH-000482008A), OhioVAP (#CL0024), Pennsylvania (#008), West Virginia (#210), Wisconsin (#999518190),NAVY, ARMY, USDA Soil Permit

(s10H
Data File: \\cansvr11\dd\chem\MSV\a3ux8a.i\M90408A.b\UX86710.D
Report Date: 09-Apr-2009 00:24

TestAmerica North Canton

INTERNAL STANDARD COMPOUNDS
AREA AND RT SUMMARY

Instrument ID: a3ux8a.i
Lab File ID: UX86710.D
Lab Smp Id: K9C731A1
Analysis Type: VOA
Quant Type: ISTD
Operator: 402279
Calibration Date: 08-APR-2009
Calibration Time: 18:24
Client Smp ID: SCFmw-004-0012-WS
Level: LOW
Sample Type: SOIL
Method File: \\cansvr11\dd\chem\MSV\a3ux8a.i\M90408A.b\8260SUX8.m
Misc Info: M90408A,8260SUX8,1-8260.SUB,402279

		AREA LIMIT			
COMPOUND	STANDARD	LOWER	UPPER	SAMPLE	%DIFF
1 Fluorobenzene	1113993	556997	2227986	869603	-21.94
2 Chlorobenzene-d5	797134	398567	1594268	593779	-25.51
3 1,4-Dichlorobenze	368444	184222	736888	181787	-50.66 <-

		RT LIMIT			
COMPOUND	STANDARD	LOWER	UPPER	SAMPLE	%DIFF
1 Fluorobenzene	5.31	4.81	5.81	5.30	-0.04
2 Chlorobenzene-d5	7.85	7.35	8.35	7.85	-0.03
3 1,4-Dichlorobenze	10.04	9.54	10.54	10.04	-0.02

AREA UPPER LIMIT = +100% of internal standard area.
AREA LOWER LIMIT = - 50% of internal standard area.
RT UPPER LIMIT = + 0.50 minutes of internal standard RT.
RT LOWER LIMIT = - 0.50 minutes of internal standard RT.

North Canton

TESTAMERICA LABORATORIES, INC.

MS RUN NUMBER REVIEW

Lot ID	Smp#	Work Order	Batch	MS Run#	SDG	Prep Date	Method
A9C280188	001	K894W1AW	9091432	9091237		04/01/09	SW846 9012A
A9C300153	001	K9A7Q1AU	9091433	9091237		04/01/09	SW846 9012A
A9C300153	001	K9A7Q1AW D	9091433	9091237		04/01/09	SW846 9012A
A9C300153	001	K9A7Q1AV S	9091433	9091237		04/01/09	SW846 9012A
A9C310200	003	K9DEX1A7	9091433	9091237		04/01/09	MCAWW 335.2
A9C310200	004	K9DE01AJ	9091433	9091237		04/01/09	MCAWW 335.2
A9C310203	003	K9DF41AE	9091433	9091237		04/01/09	MCAWW 335.2
A9C310203	004	K9DF71AM	9091433	9091237		04/01/09	MCAWW 335.2
A9C310174	006	K9C7R1AG	9091434	9091237		04/01/09	SW846 9012A
A9C310174	007	K9C7W1AT	9091434	9091237		04/01/09	SW846 9012A
A9C310174	008	K9C711AT	9091434	9091237		04/01/09	SW846 9012A
A9C310174	009	K9C721AT	9091434	9091237		04/01/09	SW846 9012A
A9C310174	010	K9C731A5	9091434	9091237		04/01/09	SW846 9012A
A9C310174	011	K9C761A5	9091434	9091237		04/01/09	SW846 9012A
A9C310174	012	K9C771A5	9091434	9091237		04/01/09	SW846 9012A

12

TESTAMERICA LABORATORIES, INC.

MS RUN NUMBER REVIEW

Lot ID	Smp#	Work Order	Batch	MS Run#	SDG	Prep Date	Method
A9C250119	003	K839R1CA	9092382	9092218		04/02/09	SW846 9012A
A9C260264	002	K87G51AF	9092382	9092218		04/02/09	SW846 9012A
A9C260264	002	K87G51AH D	9092382	9092218		04/02/09	SW846 9012A
A9C260264	002	K87G51AG S	9092382	9092218		04/02/09	SW846 9012A
A9C260268	011	K87H81A1	9092382	9092218	9C26268	04/02/09	SW846 9012A
A9C260270	003	K87JL1AC	9092382	9092218		04/02/09	SW846 9012A
A9C260270	004	K87JM1AC	9092382	9092218		04/02/09	SW846 9012A
A9C260270	005	K87JN1AC	9092382	9092218		04/02/09	SW846 9012A
A9C260275	001	K87LH1AA	9092382	9092218		04/02/09	SW846 9012A
A9D010205	004	K9E4Q1AC	9092382	9092218		04/02/09	SW846 9012A
A9D010205	006	K9E4X1AC	9092382	9092218		04/02/09	SW846 9012A
A9D010205	007	K9E421AC	9092382	9092218		04/02/09	SW846 9012A
A9D010205	009	K9E471AC	9092382	9092218		04/02/09	SW846 9012A
A9D010205	010	K9E5A1AC	9092382	9092218		04/02/09	SW846 9012A
A9D010205	011	K9E5D1AC	9092382	9092218		04/02/09	SW846 9012A
A9D010227	007	K9FCW1AT	9092382	9092218	9D01227	04/02/09	SW846 9012A
A9C310174	002	K9C691CC	9092383	9092218		04/02/09	SW846 9012A
A9C310174	003	K9C7F1CC	9092383	9092218		04/02/09	SW846 9012A
A9C310174	004	K9C7J1CC	9092383	9092218		04/02/09	SW846 9012A
A9C310199	002	K9DDX1AD	9092384	9092218		04/02/09	SM18 4500-CN E
A9C310199	004	K9DD61AD	9092384	9092218		04/02/09	SM18 4500-CN E
A9C310235	002	K9DL61AA	9092384	9092218		04/02/09	SM18 4500-CN E

EXECUTIVE SUMMARY

EXECUTIVE SUMMARY - Detection Highlights

A9C310174

PARAMETER	RESULT	REPORTING LIMIT	UNITS	ANALYTICAL METHOD
SCFmw-005-0003-GW 03/16/09 18:23 001				
Iron	1180 J	100	ug/L	SW846 6020
Antimony	16.2	5.0	ug/L	SW846 6020
Zinc	36.6 J	10.0	ug/L	SW846 6020
Arsenic	71.0	5.0	ug/L	SW846 6010B
Barium	43.6 J	10.0	ug/L	SW846 6010B
Calcium	69200 J	1000	ug/L	SW846 6010B
Cobalt	75.9	5.0	ug/L	SW846 6010B
Potassium	8550 J	200	ug/L	SW846 6010B
Magnesium	58400 J	5000	ug/L	SW846 6010B
Manganese	3220 J	15.0	ug/L	SW846 6010B
Sodium	10400	5000	ug/L	SW846 6010B
Nickel	280	40.0	ug/L	SW846 6010B
SCFww-001-0004-WW 03/27/09 11:40 002				
Barium - TCLP	0.028 B	10.0	mg/L	SW846 6010B
Selenium - TCLP	0.0053	0.25	mg/L	SW846 6010B
	Qualifiers: B,J			
Aluminum	8670	100	ug/L	SW846 6020
Beryllium	1.0	1.0	ug/L	SW846 6020
Cadmium	0.67 B	1.0	ug/L	SW846 6020
Iron	30100 J	100	ug/L	SW846 6020
Antimony	0.86 B	5.0	ug/L	SW846 6020
Thallium	0.28 B	2.0	ug/L	SW846 6020
Zinc	95.5 J	10.0	ug/L	SW846 6020
Arsenic	23.4	5.0	ug/L	SW846 6010B
Lead	13.9	3.0	ug/L	SW846 6010B
Barium	76.5 J	10.0	ug/L	SW846 6010B
Calcium	44700 J	1000	ug/L	SW846 6010B
Cobalt	17.8	5.0	ug/L	SW846 6010B
Chromium	17.6	5.0	ug/L	SW846 6010B
Copper	16.6	5.0	ug/L	SW846 6010B
Potassium	6400 J	200	ug/L	SW846 6010B
Magnesium	36000 J	5000	ug/L	SW846 6010B
Manganese	1510 J	15.0	ug/L	SW846 6010B
Sodium	13600	5000	ug/L	SW846 6010B
Nickel	60.1	40.0	ug/L	SW846 6010B
Vanadium	24.8 B	50.0	ug/L	SW846 6010B
Pyridine	0.0020 J	0.020	mg/L	SW846 8270C
Benzyl alcohol	0.45 J	5.0	ug/L	SW846 8270C
bis(2-Ethylhexyl) phthalate	0.92 J	1.0	ug/L	SW846 8270C
Di-n-butyl phthalate	2.4	1.0	ug/L	SW846 8270C

(Continued on next page)

EXECUTIVE SUMMARY - Detection Highlights

A9C310174

PARAMETER	RESULT	REPORTING LIMIT	UNITS	ANALYTICAL METHOD
SCFww-001-0004-WW 03/27/09 11:40 002				
Ethylbenzene	0.20 J	1.0	ug/L	SW846 8260B
4-Methyl-2-pentanone	0.40 J	10	ug/L	SW846 8260B
Toluene	3.1	1.0	ug/L	SW846 8260B
Xylenes (total)	0.35 J	2.0	ug/L	SW846 8260B
Acetone	15	10	ug/L	SW846 8260B
2-Butanone	2.4 J	10	ug/L	SW846 8260B
Flashpoint	>180		deg F	SW846 1010
Nitrate-Nitrite	0.07 B	0.1	mg/L	MCAWW 353.2
Corrosivity	7.5		No Units	SW846 9045A
SCFww-002-0005-WW 03/27/09 13:00 003				
beta-BHC	0.010 J	0.050	ug/L	SW846 8081A
Arsenic - TCLP	0.0055 B	0.50	mg/L	SW846 6010B
Barium - TCLP	0.028 B	10.0	mg/L	SW846 6010B
Aluminum	337	100	ug/L	SW846 6020
Iron	950 J	100	ug/L	SW846 6020
Antimony	0.79 B	5.0	ug/L	SW846 6020
Zinc	9.7 B,J	10.0	ug/L	SW846 6020
Arsenic	5.0	5.0	ug/L	SW846 6010B
Barium	31.9 J	10.0	ug/L	SW846 6010B
Calcium	53300 J	1000	ug/L	SW846 6010B
Cobalt	9.5	5.0	ug/L	SW846 6010B
Potassium	18200 J	200	ug/L	SW846 6010B
Magnesium	33800 J	5000	ug/L	SW846 6010B
Manganese	958 J	15.0	ug/L	SW846 6010B
Sodium	14500	5000	ug/L	SW846 6010B
Nickel	30.9 B	40.0	ug/L	SW846 6010B
Vanadium	0.87 B	50.0	ug/L	SW846 6010B
2-Butanone	1.3 J	10	ug/L	SW846 8260B
Flashpoint	>180		deg F	SW846 1010
Nitrate-Nitrite	0.04 B	0.1	mg/L	MCAWW 353.2
Corrosivity	8.2		No Units	SW846 9045A
SCFww-003-0006-WW 03/27/09 19:20 004				
beta-BHC	0.019 J	0.050	ug/L	SW846 8081A
HMX	0.041 J	0.50	ug/L	SW846 8330
Nitrobenzene	0.20 PG	0.20	ug/L	SW846 8330
Nitroglycerin	0.47 J	3.0	ug/L	SW846 8330
Barium - TCLP	0.043 B	10.0	mg/L	SW846 6010B
Aluminum	114	100	ug/L	SW846 6020
Iron	244 J	100	ug/L	SW846 6020

(Continued on next page)

EXECUTIVE SUMMARY - Detection Highlights

A9C310174

PARAMETER	RESULT	REPORTING LIMIT	UNITS	ANALYTICAL METHOD
SCFww-003-0006-WW 03/27/09 19:20 004				
Antimony	1.5 B	5.0	ug/L	SW846 6020
Zinc	2.4 B,J	10.0	ug/L	SW846 6020
Arsenic	3.2 B	5.0	ug/L	SW846 6010B
Barium	43.8 J	10.0	ug/L	SW846 6010B
Calcium	51400 J	1000	ug/L	SW846 6010B
Potassium	3600 J	200	ug/L	SW846 6010B
Magnesium	19600 J	5000	ug/L	SW846 6010B
Manganese	335 J	15.0	ug/L	SW846 6010B
Sodium	15700	5000	ug/L	SW846 6010B
Nickel	6.9 B	40.0	ug/L	SW846 6010B
bis(2-Ethylhexyl) phthalate	1.7	1.0	ug/L	SW846 8270C
2-Methylnaphthalene	0.43	0.20	ug/L	SW846 8270C
Naphthalene	0.27	0.20	ug/L	SW846 8270C
Ethylbenzene	0.48 J	1.0	ug/L	SW846 8260B
Toluene	0.61 J	1.0	ug/L	SW846 8260B
Xylenes (total)	2.3	2.0	ug/L	SW846 8260B
2-Butanone	8.0 J	10	ug/L	SW846 8260B
Flashpoint	>180		deg F	SW846 1010
Corrosivity	7.8		No Units	SW846 9045A
SCFqc-002-0007-TB 03/27/09 10:00 005				
Chloroform	0.21 J	1.0	ug/L	SW846 8260B
SCFmw-001-0008-WS 03/27/09 10:05 006				
2,4-D	0.0029 J	0.50	mg/L	SW846 8151A
Barium - TCLP	0.49 B	10.0	mg/L	SW846 6010B
Cadmium - TCLP	0.00079 B	0.10	mg/L	SW846 6010B
Thallium	0.13	0.11	mg/kg	SW846 6020
Mercury	0.017 B	0.11	mg/kg	SW846 7471A
Arsenic	8.7	0.57	mg/kg	SW846 6010B
Cadmium	0.084 B	0.11	mg/kg	SW846 6010B
Cobalt	8.3	0.57	mg/kg	SW846 6010B
Chromium	14.0	0.57	mg/kg	SW846 6010B
Lead	8.4	0.34	mg/kg	SW846 6010B
Vanadium	15.0	1.1	mg/kg	SW846 6010B
Aluminum	8240	11.4	mg/kg	SW846 6010B
Barium	55.7 J	1.1	mg/kg	SW846 6010B
Beryllium	0.56	0.11	mg/kg	SW846 6010B
Calcium	18400 J	114	mg/kg	SW846 6010B
Copper	14.5	2.3	mg/kg	SW846 6010B

(Continued on next page)

EXECUTIVE SUMMARY - Detection Highlights

A9C310174

PARAMETER	RESULT	REPORTING LIMIT	UNITS	ANALYTICAL METHOD
SCFmw-001-0008-WS 03/27/09 10:05 006				
Iron	36500	22.7	mg/kg	SW846 6010B
Potassium	1530 J	568	mg/kg	SW846 6010B
Magnesium	4950	11.4	mg/kg	SW846 6010B
Manganese	833 J	1.1	mg/kg	SW846 6010B
Nickel	24.1	1.1	mg/kg	SW846 6010B
Zinc	46.6	4.5	mg/kg	SW846 6010B
Benzo(a)anthracene	8.7	7.6	ug/kg	SW846 8270C
Benzo(b)fluoranthene	11	7.6	ug/kg	SW846 8270C
Benzo(k)fluoranthene	11	7.6	ug/kg	SW846 8270C
Benzo(ghi)perylene	11	7.6	ug/kg	SW846 8270C
Benzo(a)pyrene	8.8	7.6	ug/kg	SW846 8270C
bis(2-Ethylhexyl) phthalate	25 J	57	ug/kg	SW846 8270C
Chrysene	12	7.6	ug/kg	SW846 8270C
Fluoranthene	14	7.6	ug/kg	SW846 8270C
2-Methylnaphthalene	14	7.6	ug/kg	SW846 8270C
Naphthalene	8.6	7.6	ug/kg	SW846 8270C
Phenanthrene	10	7.6	ug/kg	SW846 8270C
Pyrene	13	7.6	ug/kg	SW846 8270C
Carbon disulfide	0.92 J	5.7	ug/kg	SW846 8260B
Ethylbenzene	1.5 J	5.7	ug/kg	SW846 8260B
Methylene chloride	1.5 J	5.7	ug/kg	SW846 8260B
Toluene	15	5.7	ug/kg	SW846 8260B
Xylenes (total)	4.2 J	11	ug/kg	SW846 8260B
Flashpoint	>180		deg F	SW846 1010
Nitrate/Nitrite as N	0.6 B,J	1.1	mg/kg	MCAWW 353.2
Corrosivity	8.2		No Units	SW846 9045C
Percent Solids	88.0	10.0	%	MCAWW 160.3 MOD
SCFmw-002-0009-WS 03/27/09 14:57 007				
Barium - TCLP	0.80 B	10.0	mg/L	SW846 6010B
Chromium - TCLP	0.0036 B	0.50	mg/L	SW846 6010B
Lead - TCLP	0.029 B	0.50	mg/L	SW846 6010B
Selenium - TCLP	0.0069 B	0.25	mg/L	SW846 6010B
Thallium	0.11 B	0.12	mg/kg	SW846 6020
Mercury	0.030 B	0.12	mg/kg	SW846 7471A
Arsenic	10.9	0.62	mg/kg	SW846 6010B
Cadmium	0.057 B	0.12	mg/kg	SW846 6010B
Cobalt	6.6	0.62	mg/kg	SW846 6010B
Chromium	9.8	0.62	mg/kg	SW846 6010B
Lead	11.0	0.37	mg/kg	SW846 6010B
Selenium	0.62	0.62	mg/kg	SW846 6010B

(Continued on next page)

EXECUTIVE SUMMARY - Detection Highlights

A9C310174

PARAMETER	RESULT	REPORTING LIMIT	UNITS	ANALYTICAL METHOD
SCFmw-002-0009-WS 03/27/09 14:57 007				
Vanadium	8.5	1.2	mg/kg	SW846 6010B
Aluminum	4690	12.5	mg/kg	SW846 6010B
Barium	43.3 J	1.2	mg/kg	SW846 6010B
Beryllium	0.48	0.12	mg/kg	SW846 6010B
Calcium	5000 J	125	mg/kg	SW846 6010B
Copper	13.2	2.5	mg/kg	SW846 6010B
Iron	20500	24.9	mg/kg	SW846 6010B
Potassium	1040 J	624	mg/kg	SW846 6010B
Magnesium	2830	12.5	mg/kg	SW846 6010B
Manganese	513 J	1.2	mg/kg	SW846 6010B
Nickel	21.6	1.2	mg/kg	SW846 6010B
Zinc	55.1	5.0	mg/kg	SW846 6010B
Benzo(b)fluoranthene	12	8.3	ug/kg	SW846 8270C
Benzo(ghi)perylene	22	8.3	ug/kg	SW846 8270C
Benzo(a)pyrene	8.5	8.3	ug/kg	SW846 8270C
bis(2-Ethylhexyl) phthalate	55 J	62	ug/kg	SW846 8270C
Chrysene	9.6	8.3	ug/kg	SW846 8270C
Indeno(1,2,3-cd)pyrene	12	8.3	ug/kg	SW846 8270C
2-Methylnaphthalene	31	8.3	ug/kg	SW846 8270C
Naphthalene	19	8.3	ug/kg	SW846 8270C
Pyrene	12	8.3	ug/kg	SW846 8270C
Ethylbenzene	1.0 J	6.2	ug/kg	SW846 8260B
Toluene	20	6.2	ug/kg	SW846 8260B
Trichloroethene	1.1 J	6.2	ug/kg	SW846 8260B
Xylenes (total)	4.3 J	12	ug/kg	SW846 8260B
Flashpoint	>180		deg F	SW846 1010
Nitrate/Nitrite as N	0.7 B,J	1.2	mg/kg	MCAWW 353.2
Corrosivity	8.0		No Units	SW846 9045C
Percent Solids	80.2	10.0	%	MCAWW 160.3 MOD
SCFmw-003-0010-WS 03/27/09 18:40 008				
Barium - TCLP	0.11 B	10.0	mg/L	SW846 6010B
Chromium - TCLP	0.0045 B	0.50	mg/L	SW846 6010B
Lead - TCLP	0.0031 B	0.50	mg/L	SW846 6010B
Selenium - TCLP	0.0049 B	0.25	mg/L	SW846 6010B
Thallium	0.078 B	0.12	mg/kg	SW846 6020
Mercury	0.060 B	0.12	mg/kg	SW846 7471A
Arsenic	8.5	0.59	mg/kg	SW846 6010B
Cobalt	6.0	0.59	mg/kg	SW846 6010B
Chromium	10.3	0.59	mg/kg	SW846 6010B
Lead	7.7	0.35	mg/kg	SW846 6010B

(Continued on next page)

EXECUTIVE SUMMARY - Detection Highlights

A9C310174

PARAMETER	RESULT	REPORTING LIMIT	UNITS	ANALYTICAL METHOD
SCFmw-003-0010-WS 03/27/09 18:40 008				
Selenium	0.70	0.59	mg/kg	SW846 6010B
Vanadium	8.5	1.2	mg/kg	SW846 6010B
Aluminum	4770	11.8	mg/kg	SW846 6010B
Barium	20.8 J	1.2	mg/kg	SW846 6010B
Beryllium	0.33	0.12	mg/kg	SW846 6010B
Calcium	1440 J	118	mg/kg	SW846 6010B
Copper	9.2	2.4	mg/kg	SW846 6010B
Iron	14100	23.6	mg/kg	SW846 6010B
Potassium	647 J	591	mg/kg	SW846 6010B
Magnesium	1640	11.8	mg/kg	SW846 6010B
Manganese	345 J	1.2	mg/kg	SW846 6010B
Nickel	13.8	1.2	mg/kg	SW846 6010B
Zinc	32.9	4.7	mg/kg	SW846 6010B
Fluoranthene	10	7.9	ug/kg	SW846 8270C
Pyrene	9.2	7.9	ug/kg	SW846 8270C
Flashpoint	>180		deg F	SW846 1010
Nitrate/Nitrite as N	0.7 B,J	1.2	mg/kg	MCAWW 353.2
Corrosivity	7.8		No Units	SW846 9045C
Cyanide, Total	0.31 B	0.59	mg/kg	SW846 9012A
Percent Solids	84.6	10.0	%	MCAWW 160.3 MOD
SCFmw-004-0011-WS 03/27/09 17:45 009				
Barium - TCLP	0.21 B	10.0	mg/L	SW846 6010B
Chromium - TCLP	0.0043 B	0.50	mg/L	SW846 6010B
Lead - TCLP	0.0053 B	0.50	mg/L	SW846 6010B
Selenium - TCLP	0.0066 B	0.25	mg/L	SW846 6010B
Thallium	0.16	0.14	mg/kg	SW846 6020
Mercury	0.020 B	0.14	mg/kg	SW846 7471A
Arsenic	13.6	0.68	mg/kg	SW846 6010B
Cobalt	12.0	0.68	mg/kg	SW846 6010B
Chromium	33.6	0.68	mg/kg	SW846 6010B
Lead	10.9	0.41	mg/kg	SW846 6010B
Vanadium	14.6	1.4	mg/kg	SW846 6010B
Aluminum	9340	13.6	mg/kg	SW846 6010B
Barium	44.4 J	1.4	mg/kg	SW846 6010B
Beryllium	0.54	0.14	mg/kg	SW846 6010B
Calcium	3320 J	136	mg/kg	SW846 6010B
Copper	18.2	2.7	mg/kg	SW846 6010B
Iron	25100	27.1	mg/kg	SW846 6010B
Potassium	1050 J	678	mg/kg	SW846 6010B
Magnesium	4160	13.6	mg/kg	SW846 6010B
Manganese	419 J	1.4	mg/kg	SW846 6010B

(Continued on next page)

EXECUTIVE SUMMARY - Detection Highlights

A9C310174

PARAMETER	RESULT	REPORTING LIMIT	UNITS	ANALYTICAL METHOD
SCFmw-004-0011-WS 03/27/09 17:45 009				
Nickel	30.4	1.4	mg/kg	SW846 6010B
Zinc	54.2	5.4	mg/kg	SW846 6010B
Pyridine	0.0022 J	0.020	mg/L	SW846 8270C
Acetone	8.5 J	27	ug/kg	SW846 8260B
Methylene chloride	5.7 J	6.8	ug/kg	SW846 8260B
Flashpoint	>180		deg F	SW846 1010
Nitrate/Nitrite as N	0.8 B,J	1.4	mg/kg	MCAWW 353.2
Corrosivity	8.0		No Units	SW846 9045C
Percent Solids	73.8	10.0	%	MCAWW 160.3 MOD
SCFmw-004-0012-WS 03/27/09 18:13 010				
1,3,5-Trinitrobenzene	0.022 J	0.25	mg/kg	SW846 8330
Barium - TCLP	0.35 B	10.0	mg/L	SW846 6010B
Chromium - TCLP	0.0056 B	0.50	mg/L	SW846 6010B
Lead - TCLP	0.014 B	0.50	mg/L	SW846 6010B
Selenium - TCLP	0.0048 B	0.25	mg/L	SW846 6010B
Thallium	0.11 B	0.14	mg/kg	SW846 6020
Arsenic	13.4	0.68	mg/kg	SW846 6010B
Cobalt	7.4	0.68	mg/kg	SW846 6010B
Chromium	11.7	0.68	mg/kg	SW846 6010B
Lead	8.0	0.41	mg/kg	SW846 6010B
Vanadium	9.5	1.4	mg/kg	SW846 6010B
Aluminum	5970	13.7	mg/kg	SW846 6010B
Barium	21.9 J	1.4	mg/kg	SW846 6010B
Beryllium	0.34	0.14	mg/kg	SW846 6010B
Calcium	7460 J	137	mg/kg	SW846 6010B
Copper	15.6	2.7	mg/kg	SW846 6010B
Iron	19900	27.3	mg/kg	SW846 6010B
Potassium	926 J	683	mg/kg	SW846 6010B
Magnesium	4690	13.7	mg/kg	SW846 6010B
Manganese	295 J	1.4	mg/kg	SW846 6010B
Nickel	18.4	1.4	mg/kg	SW846 6010B
Zinc	45.9	5.5	mg/kg	SW846 6010B
m-Cresol & p-Cresol	0.0019 J	0.040	mg/L	SW846 8270C
Benzo(a)anthracene	12	9.1	ug/kg	SW846 8270C
Benzo(b)fluoranthene	24	9.1	ug/kg	SW846 8270C
Benzo(ghi)perylene	15	9.1	ug/kg	SW846 8270C
Benzo(a)pyrene	9.8	9.1	ug/kg	SW846 8270C
bis(2-Ethylhexyl) phthalate	30 J	68	ug/kg	SW846 8270C
Chrysene	20	9.1	ug/kg	SW846 8270C
Fluoranthene	22	9.1	ug/kg	SW846 8270C

(Continued on next page)

EXECUTIVE SUMMARY - Detection Highlights

A9C310174

PARAMETER	RESULT	REPORTING LIMIT	UNITS	ANALYTICAL METHOD
SCFmw-004-0012-WS 03/27/09 18:13 010				
2-Methylnaphthalene	16	9.1	ug/kg	SW846 8270C
Phenanthrene	12	9.1	ug/kg	SW846 8270C
Pyrene	20	9.1	ug/kg	SW846 8270C
Acetone	87	27	ug/kg	SW846 8260B
2-Butanone	8.2 J	27	ug/kg	SW846 8260B
Carbon disulfide	3.0 J	6.8	ug/kg	SW846 8260B
Methylene chloride	3.6 J	6.8	ug/kg	SW846 8260B
Toluene	3.3 J	6.8	ug/kg	SW846 8260B
Flashpoint	>180		deg F	SW846 1010
Nitrate/Nitrite as N	0.9 B,J	1.4	mg/kg	MCAWW 353.2
Corrosivity	9.5		No Units	SW846 9045C
Percent Solids	73.2	10.0	%	MCAWW 160.3 MOD
SCFmw-005-0013-WS 03/27/09 17:05 011				
Barium - TCLP	0.24 B	10.0	mg/L	SW846 6010B
Lead - TCLP	0.0051 B	0.50	mg/L	SW846 6010B
Thallium	0.024 B	0.12	mg/kg	SW846 6020
Arsenic	4.3	0.60	mg/kg	SW846 6010B
Cobalt	1.7	0.60	mg/kg	SW846 6010B
Chromium	2.7	0.60	mg/kg	SW846 6010B
Lead	3.1	0.36	mg/kg	SW846 6010B
Vanadium	2.9	1.2	mg/kg	SW846 6010B
Aluminum	982	12.0	mg/kg	SW846 6010B
Barium	9.1 J	1.2	mg/kg	SW846 6010B
Beryllium	0.16	0.12	mg/kg	SW846 6010B
Calcium	1160 J	120	mg/kg	SW846 6010B
Copper	2.0 B	2.4	mg/kg	SW846 6010B
Iron	4580	24.0	mg/kg	SW846 6010B
Potassium	214 B,J	601	mg/kg	SW846 6010B
Magnesium	535	12.0	mg/kg	SW846 6010B
Manganese	120 J	1.2	mg/kg	SW846 6010B
Nickel	5.4	1.2	mg/kg	SW846 6010B
Zinc	39.8	4.8	mg/kg	SW846 6010B
Benzo(a)anthracene	9.0	8.0	ug/kg	SW846 8270C
Benzo(b)fluoranthene	22	8.0	ug/kg	SW846 8270C
Benzo(k)fluoranthene	8.7	8.0	ug/kg	SW846 8270C
Benzo(ghi)perylene	12	8.0	ug/kg	SW846 8270C
Benzo(a)pyrene	11	8.0	ug/kg	SW846 8270C
bis(2-Ethylhexyl) phthalate	24 J	60	ug/kg	SW846 8270C
Chrysene	16	8.0	ug/kg	SW846 8270C
Indeno(1,2,3-cd)pyrene	8.7	8.0	ug/kg	SW846 8270C

(Continued on next page)

EXECUTIVE SUMMARY - Detection Highlights

A9C310174

PARAMETER	RESULT	REPORTING LIMIT	UNITS	ANALYTICAL METHOD
SCFmw-005-0013-WS 03/27/09 17:05 011				
Methylene chloride	1.9 J	6.0	ug/kg	SW846 8260B
Toluene	2.8 J	6.0	ug/kg	SW846 8260B
Trichloroethene	1.0 J	6.0	ug/kg	SW846 8260B
Xylenes (total)	1.2 J	12	ug/kg	SW846 8260B
Flashpoint	>180		deg F	SW846 1010
Corrosivity	6.1		No Units	SW846 9045C
Percent Solids	83.2	10.0	%	MCAWW 160.3 MOD
SCFmw-006-0014-WS 03/27/09 16:00 012				
Barium - TCLP	0.29 B	10.0	mg/L	SW846 6010B
Chromium - TCLP	0.0040 B	0.50	mg/L	SW846 6010B
Lead - TCLP	0.0088 B	0.50	mg/L	SW846 6010B
Thallium	0.10 B	0.12	mg/kg	SW846 6020
Arsenic	13.3	0.62	mg/kg	SW846 6010B
Cadmium	0.071 B	0.12	mg/kg	SW846 6010B
Cobalt	7.0	0.62	mg/kg	SW846 6010B
Chromium	11.3	0.62	mg/kg	SW846 6010B
Lead	9.5	0.37	mg/kg	SW846 6010B
Vanadium	10.9	1.2	mg/kg	SW846 6010B
Aluminum	5790	12.4	mg/kg	SW846 6010B
Barium	24.7 J	1.2	mg/kg	SW846 6010B
Beryllium	0.39	0.12	mg/kg	SW846 6010B
Calcium	11000 J	124	mg/kg	SW846 6010B
Copper	16.0	2.5	mg/kg	SW846 6010B
Iron	17000	24.7	mg/kg	SW846 6010B
Potassium	992 J	618	mg/kg	SW846 6010B
Magnesium	3820	12.4	mg/kg	SW846 6010B
Manganese	329 J	1.2	mg/kg	SW846 6010B
Nickel	17.2	1.2	mg/kg	SW846 6010B
Zinc	54.3	4.9	mg/kg	SW846 6010B
Benzo(ghi)perylene	9.7	8.2	ug/kg	SW846 8270C
bis(2-Ethylhexyl) phthalate	28 J	62	ug/kg	SW846 8270C
2-Methylnaphthalene	9.4	8.2	ug/kg	SW846 8270C
Phenanthrene	11	8.2	ug/kg	SW846 8270C
Pyrene	8.3	8.2	ug/kg	SW846 8270C
Acetone	8.3 J	25	ug/kg	SW846 8260B
Ethylbenzene	0.45 J	6.2	ug/kg	SW846 8260B
Methylene chloride	1.2 J	6.2	ug/kg	SW846 8260B
Toluene	0.76 J	6.2	ug/kg	SW846 8260B
Flashpoint	>180		deg F	SW846 1010
Corrosivity	8.3		No Units	SW846 9045C

(Continued on next page)

EXECUTIVE SUMMARY - Detection Highlights

A9C310174

PARAMETER	RESULT	REPORTING LIMIT	UNITS	ANALYTICAL METHOD
SCFmw-006-0014-WS 03/27/09 16:00 012				
Percent Solids	80.9	10.0	%	MCAWW 160.3 MOD

TestAmerica
THE LEADER IN ENVIRONMENTAL TESTING

METHOD SUMMARY

ANALYTICAL METHODS SUMMARY

A9C310174

PARAMETER	ANALYTICAL METHOD
Chlorinated Herbicides by GC	SW846 8151A
Corrosivity	SW846 9045A
Corrosivity	SW846 9045C
Cyanide, Total	SW846 9012A
Inductively Coupled Plasma (ICP) Metals	SW846 6010B
ICP-MS (6020)	SW846 6020
Mercury in Liquid Waste (Manual Cold-Vapor)	SW846 7470A
Mercury in Solid Waste (Manual Cold-Vapor)	SW846 7471A
Nitrate-Nitrite	MCAWW 353.2
Nitroaromatics and Nitramines by HPLC	SW846 8330
Nitrocellulose as N, 353.2	MCAWW 353.2
Organics by UV/HPLC	SW846 8330 (Modified)
Organochlorine Pesticides	SW846 8081A
Pensky-Martens Method for Determining Ignitability	SW846 1010
PCBs by SW-846 8082	SW846 8082
Semivolatile Organic Compounds by GC/MS	SW846 8270C
Sulfides, Total 9030B/9034	SW846 9030B/9034
Total Residue as Percent Solids	MCAWW 160.3 MOD
Trace Inductively Coupled Plasma (ICP) Metals	SW846 6010B
Volatile Organics by GC/MS	SW846 8260B

References:

MCAWW "Methods for Chemical Analysis of Water and Wastes", EPA-600/4-79-020, March 1983 and subsequent revisions.

SW846 "Test Methods for Evaluating Solid Waste, Physical/Chemical Methods", Third Edition, November 1986 and its updates.

TestAmerica
THE LEADER IN ENVIRONMENTAL TESTING

SAMPLE SUMMARY

SAMPLE SUMMARY

A9C310174

WO #	SAMPLE#	CLIENT SAMPLE ID	SAMPLED DATE	SAMP TIME
K9C6G	001	SCFmw-005-0003-GW	03/16/09	18:23
K9C69	002	SCFww-001-0004-WW	03/27/09	11:40
K9C7F	003	SCFww-002-0005-WW	03/27/09	13:00
K9C7J	004	SCFww-003-0006-WW	03/27/09	19:20
K9C7L	005	SCFqc-002-0007-TB	03/27/09	10:00
K9C7R	006	SCFmw-001-0008-WS	03/27/09	10:05
K9C7W	007	SCFmw-002-0009-WS	03/27/09	14:57
K9C71	008	SCFmw-003-0010-WS	03/27/09	18:40
K9C72	009	SCFmw-004-0011-WS	03/27/09	17:45
K9C73	010	SCFmw-004-0012-WS	03/27/09	18:13
K9C76	011	SCFmw-005-0013-WS	03/27/09	17:05
K9C77	012	SCFmw-006-0014-WS	03/27/09	16:00

NOTE(S):

- The analytical results of the samples listed above are presented on the following pages.
- All calculations are performed before rounding to avoid round-off errors in calculated results.
- Results noted as "ND" were not detected at or above the stated limit.
- This report must not be reproduced, except in full, without the written approval of the laboratory.
- Results for the following parameters are never reported on a dry weight basis: color, corrosivity, density, flashpoint, ignitability, layers, odor, paint filter test, pH, porosity pressure, reactivity, redox potential, specific gravity, spot tests, solids, solubility, temperature, viscosity, and weight.

SHIPPING
AND
RECEIVING DOCUMENTS

Laboratory Chain of Custody Record

SAIC

Page 1 of 2

COC No.: **RVAAP-SCF-002**
Date: 3/27/2009

Name: Science Applications International Corporation
Address: 8866 Commons Blvd., Suite 201, Twinsburg, OH 44087
Phone Number: (614) 439-1812
Project Manager: Paul Parrish
Project Name: Deep Bedrock Well Installation Sharon Conglomerate
Job/P.O. #: 06-6199-04-9351-200

Sampler (Signature) Amanda Trenton (Printed Name) AMANDA TRENTON

Laboratory: TestAmerica Inc.
Address: 4101 Shuffel Street NW
Canton, Ohio 44720
POC: Mark Loeb
Phone: (330) 497-9396
Fax: (330) 497-0772

Site ID	Field Sample #	Site Type	Depth	Date	Time	Matrix	VOC A1	SVOC D2	Pesticides D3	PCBs D4	Explosives D5	Propellants D6	Metals (TAL) C7	Nitrate-Nitrite F8	Cyanide B9	TCLP VOC D10	TCLP SVOC D11	TCLP Pesticides D12	TCLP Herbicides D13	TCLP Metals D14	Sulfide D17	Ignitability E15	Corrosivity E16	No. of Containers	OBSERVATIONS, COMMENTS SPECIAL INSTRUCTIONS
							Requested Parameters																		
							W	W	W	W	W	W	W	W	W	W	W	W	W	W	W	W	W		
SCFmw-005	SCFmw-005-0003-GW	MW	NA	03/16/09	1823	WA							1											1	
FRAC Tank 1	SCFww-001-0004-WW	IDW	NA	03/27/09	1140	WA	3	2	2	2	2	1	1	1	1	1		1		1		1		19	**Rush Analysis - 14 Day TAT**
FRAC Tank 2	SCFww-002-0005-WW	IDW	NA	03/27/09	1300	WA	3	2	2	2	2	1	1	1	1	1		1		1		1		19	**Rush Analysis - 14 Day TAT**
FRAC Tank 3	SCFww-003-0006-WW	IDW	NA	03/27/09	1920	WA	3	2	2	2	2	1	1	1	1	1		1		1		1		19	**Rush Analysis - 14 Day TAT**
Trip Blank	SCFqc-002-0007-TB	QC	NA	03/27/09	1000	WA	2																	2	

Total Number of Containers (this page): 60

Total # of coolers: 6
Hand Delivery

Relinquished by	Date	Time	Received by	Date	Time
Amanda Trenton (Signature)	03/28/09	1021	(Signature) 28 MAR 2009 1021		
Amanda Trenton (Printed Name)			MA FERREE (Printed Name)		
SAIC (Company)			TEST AMERICA (Company)		
Relinquished by	Date	Time	Received by	Date	Time
(Signature)			(Signature)		
(Printed Name)			(Printed Name)		
(Company)			(Company)		

Preservatives:
A. HCl pH < 2 Cool 4°C C. HNO_3 pH < 2 Cool 4°C E. None
B. NaOH pH > 12 Cool 4°C D. Cool 4°C F. H_2SO_4 pH < 2 Cool 4°C

Methods:
1. SW-846 8260B
2. SW-846 8270C
3. SW-846 8081A
4. SW-846 8082
5. SW-846 8330
6. SW-846 8330 Mod
7. SW-846 6010B/6020/7470A
8. EPA 353.2
9. SW-846 9012A
10. TCLP VOCs
11. TCLP SVOCs
12. TCLP Pesticides
13. TCLP Herbicides
14. TCLP Metals
15. SW-846 1020
16. SW-846 1030
17. EPA 376.2

Reporting Directions:

Notes:

SAIC Location - Twinsburg
8866 Commons Blvd. Suite 201
Twinsburg, OH 44087
(330) 405-9810

Science Applications International Corporation *White: Laboratory* *Yellow: Project Manager*

Laboratory Chain of Custody Record

SAIC

COC No.: **RVAAP-SCF-002**

Page 2 of 2 Date: 3/27/2009

Name: Science Applications International Corporation
Address: 8866 Commons Blvd., Suite 201, Twinsburg, OH 44087
Phone Number: (614) 439-1812
Project Manager: Paul Parrish
Project Name: Deep Bedrock Well Installation Sharon Conglomerate
Job/P.O. #: 06-6199-04-9351-200

Sampler (Signature) Amanda Trenton (Printed Name) AMANDA TRENTON

Laboratory: TestAmerica Inc.
Address: 4101 Shuffel Street NW
Canton, Ohio 44720
POC: Mark Loeb
Phone: (330) 497-9396
Fax: (330) 497-0772

Site ID	Field Sample #	Site Type	Depth	Date	Time	Matrix	Requested Parameters: VOC[D1] S	SVOC[D2] S	Pesticides[D3] S	PCBs[D4] S	Cyanide[D9] S	Metals (TAL)[D7] S	Nitrate-Nitrite[D8] S	Explosives[D5] S	Propellants[D6] S	TCLP VOC[D10] S	TCLP SVOC[D11] S	TCLP Pesticides[D12] S	TCLP Herbicides[D13] S	TCLP Metals[D14] S	Ignitability[E15] S	Corrosivity[E16] S	Sulfide[D17] S	No. of Containers	OBSERVATIONS, COMMENTS SPECIAL INSTRUCTIONS
SCFmw-001	SCFmw-001-0008-WS	IDW	NA	03/27/09	1005	SO	1			1				1	1				2					6	
SCFmw-002	SCFmw-002-0009-WS	IDW	NA	03/27/09	1457	SO	1			1				1	1				2					6	
SCFmw-003	SCFmw-003-0010-WS	IDW	NA	03/27/09	1840	SO	1			1				1	1				2					6	
SCFmw-004	SCFmw-004-0011-WS	IDW	NA	03/27/09	1745	SO	1			1				1	1				2					6	
SCFmw-004	SCFmw-004-0012-WS	IDW	NA	03/27/09	1813	SO	1			1				1	1				2					6	
SCFmw-005	SCFmw-005-0013-WS	IDW	NA	03/27/09	1705	SO	1			1				1	1				2					6	
SCFmw-006	SCFmw-006-0014-WS	IDW	NA	03/27/09	1600	SO	1			1				1	1				2					6	

Total Number of Containers (this page): 42

Relinquished by	Date	Received by	Date
Amanda Trenton	03/28/09	Mark Loeb	
Signature		Signature	
Amanda Trenton	Time 1021	28 MAR 2009 1021	Time
Printed Name		Printed Name MA FERREL	
SAIC		Company TEST AMERICA	
Company			
Relinquished by	Date	Received by	Date
Signature		Signature	
Printed Name	Time	Printed Name	Time
Company		Company	

Preservatives:
A. HCl pH < 2 Cool 4°C C. HNO_3 pH < 2 Cool 4°C E. None
B. NaOH Cool 4°C D. Cool 4°C F. H_2SO_4 pH < 2 Cool 4°C

Methods:
1. SW-846 8260B
2. SW-846 8270C
3. SW-846 8081A
4. SW-846 8082
5. SW-846 8330
6. SW-846 8330 Mod
7. SW-846 6010B/6020/7470A
8. EPA 353.2
9. SW-846 9012A
10. TCLP VOCs
11. TCLP SVOCs
12. TCLP Pesticides
13. TCLP Herbicides
14. TCLP Metals
15. SW-846 1020
16. SW-846 1030
17. EPA 376.2

Reporting Directions:

Total # of coolers: 6
Hand Delivery

Notes:

SAIC Location - Twinsburg
8866 Commons Blvd. Suite 201
Twinsburg, OH 44087
(330) 405-9810

Science Applications International Corporation *White: Laboratory* *Yellow: Project Manager*

North Canton

TestAmerica Cooler Receipt Form/Narrative **Lot Number:** A9C310174
North Canton Facility

Client SAIC Project SHARON WELL CONGLOM By: MA
Cooler Received on 27 MAY 2009 Opened on 27 MAY 2009 (Signature)
FedEx ☐ UPS ☐ DHL ☐ FAS ☐ Stetson ☐ Client Drop Off ☒ TestAmerica Courier ☐ Other
TestAmerica Cooler # BACK Multiple Coolers ☒ Foam Box ☐ Client Cooler ☐ Other

1. Were custody seals on the outside of the cooler(s)? Yes ☒ No ☐ Intact? Yes ☒ No ☐ NA ☐
   If YES, Quantity 12 Quantity Unsalvageable
   Were custody seals on the outside of cooler(s) signed and dated? Yes ☒ No ☐ NA ☐
   Were custody seals on the bottle(s)? Yes ☒ No ☒
   If YES, are there any exceptions?
2. Shippers' packing slip attached to the cooler(s)? Yes ☐ No ☒
3. Did custody papers accompany the sample(s)? Yes ☒ No ☐ Relinquished by client? Yes ☒ No ☐
4. Were the custody papers signed in the appropriate place? Yes ☒ No ☐
5. Packing material used: Bubble Wrap ☒ Foam ☒ None ☐ Other PLASTIC BAG
6. Cooler temperature upon receipt BACK °C See back of form for multiple coolers/temps ☒
   METHOD: IR ☒ Other ☐
   COOLANT: Wet Ice ☒ Blue Ice ☐ Dry Ice ☐ Water ☐ None ☐
7. Did all bottles arrive in good condition (Unbroken)? Yes ☒ No ☐
8. Could all bottle labels be reconciled with the COC? Yes ☒ No ☐
9. Were sample(s) at the correct pH upon receipt? Yes ☒ No ☐ NA ☐
10. Were correct bottle(s) used for the test(s) indicated? Yes ☒ No ☐
11. Were air bubbles >6 mm in any VOA vials? Yes ☒ No ☐ NA ☐
12. Sufficient quantity received to perform indicated analyses? Yes ☒ No ☐
13. Was a trip blank present in the cooler(s)? Yes ☒ No ☐ Were VOAs on the COC? Yes ☒ No ☐

Contacted PM Date by via Verbal ☐ Voice Mail ☐ Other ☐
Concerning

14. CHAIN OF CUSTODY

The following discrepancies occurred:

15. SAMPLE CONDITION

Sample(s) were received after the recommended holding time had expired.
Sample(s) were received in a broken container.
Sample(s) 1X40-1 TB were received with bubble >6 mm in diameter. (Notify PM)

16. SAMPLE PRESERVATION

Sample(s) were further preserved in Sample Receiving to meet recommended pH level(s). *Nitric Acid Lot#* 100108-HNO_3; *Sulfuric Acid Lot#* 100108-H_2SO_4; *Sodium Hydroxide Lot#* 073007 -*NaOH; Hydrochloric Acid Lot#* 092006-*HCl; Sodium Hydroxide and Zinc Acetate Lot#* 050205-$(CH_3COO)_2ZN/NaOH$. What time was preservative added to sample(s)?

Client ID	pH	Date	Initials
4-WW	<2 <2 >12	28 MAY 09	MAF
5-WW	<2 <2 >12		
6-WW	<2 <2 >12		

TestAmerica Cooler Receipt Form/Narrative
North Canton Facility

Client ID	pH	Date	Initials

Cooler #	Temp. °C	Method	Coolant
L805	1.8	IR	WET ICE
A32	5.4		
L980	3.4		
L218	4.6		
A207	3.0		
A213	3.4		

Discrepancies Cont'd:

TestAmerica
THE LEADER IN ENVIRONMENTAL TESTING

GCMS VOLATILE DATA

TestAmerica
THE LEADER IN ENVIRONMENTAL TESTING

QC SUMMARY DATA

SW846 8260B SURROGATE RECOVERY

Lab Name: TestAmerica Laboratories, Inc. Client: Science Applications International Cor

Lab Code: TALCAN SDG No:

Lot #: A9C310174

Extraction: XXA15QK36

	CLIENT ID.	SRG01	SRG02	SRG03	SRG04	TOT OUT
01	SCFmw-001-0008-WS	95	99	94	80	00
02	SCFmw-002-0009-WS	95	100	91	74	00
03	SCFmw-003-0010-WS	94	98	95	85	00
04	SCFmw-004-0011-WS	94	103	95	85	00
05	SCFmw-004-0012-WS	96	100	93	76	00
06	SCFmw-005-0013-WS	92	97	94	79	00
07	SCFmw-006-0014-WS	100	109	100	87	00
08	METHOD BLK. K9THL1AA	100	104	96	92	00
09	LCS K9THL1AC	95	96	96	88	00
10	SCFmw-001-0008-WS D	96	103	93	86	00
11	LCSD K9THL1AD	97	103	97	92	00
12	SCFmw-001-0008-WS S	97	100	96	86	00

SURROGATES		QC LIMITS
SRG01	= Dibromofluoromethane	(50-150)
SRG02	= 1,2-Dichloroethane-d4	(50-150)
SRG03	= Toluene-d8	(50-150)
SRG04	= 4-Bromofluorobenzene	(50-150)

\# Column to be used to flag recovery values
* Values outside of required QC Limits
D System monitoring Compound diluted out

FORM II

SW846 8260B SURROGATE RECOVERY

Lab Name: TestAmerica Laboratories, Inc. Client: Science Applications International Cor

Lab Code: TALCAN SDG No:

Lot #: A9C310174

Extraction: XXA58QK01

	CLIENT ID.	SRG01	SRG02	SRG03	SRG04	TOT OUT
01	INTRA-LAB QC	104	107	101	95	00
02	SCFmw-001-0008-WS	101	106	103	98	00
03	SCFmw-002-0009-WS	102	104	99	96	00
04	SCFmw-003-0010-WS	99	110	101	94	00
05	SCFmw-004-0011-WS	99	104	101	92	00
06	SCFmw-004-0012-WS	95	108	101	95	00
07	SCFmw-005-0013-WS	101	107	101	93	00
08	SCFmw-006-0014-WS	105	109	102	96	00
09	METHOD BLK. K9EVD1AA	102	106	102	98	00
10	LCS K9V7M1AA	103	103	104	102	00
11	LAB MS/MSD D	108	113	104	101	00
12	LAB MS/MSD S	104	104	103	102	00

SURROGATES		QC LIMITS
SRG01	= Dibromofluoromethane	(86-125)
SRG02	= 1,2-Dichloroethane-d4	(80-122)
SRG03	= Toluene-d8	(90-122)
SRG04	= 4-Bromofluorobenzene	(84-125)

\# Column to be used to flag recovery values
* Values outside of required QC Limits
D System monitoring Compound diluted out

FORM II

SW846 8260B SURROGATE RECOVERY

Lab Name: TestAmerica Laboratories, Inc. Client: Science Applications International Cor

Lab Code: TALCAN SDG No:

Lot #: A9C310174

Extraction: XXI25QK36

	CLIENT ID.	SRG01	SRG02	SRG03	SRG04	TOT OUT
01	INTRA-LAB QC	98	99	94	87	00
02	SCFww-001-0004-WW	101	100	91	86	00
03	SCFww-002-0005-WW	101	102	94	86	00
04	SCFww-003-0006-WW	102	100	91	90	00
05	SCFqc-002-0007-TB	101	102	94	89	00
06	METHOD BLK. K9JQR1AA	95	97	96	85	00
07	LCS K9JQR1AC	98	101	100	98	00
08	LAB MS/MSD D	99	102	97	102	00
09	LCSD K9JQR1AD	98	100	99	95	00
10	LAB MS/MSD S	100	97	97	103	00

SURROGATES		QC LIMITS
SRG01	= Dibromofluoromethane	(50-150)
SRG02	= 1,2-Dichloroethane-d4	(50-150)
SRG03	= Toluene-d8	(50-150)
SRG04	= 4-Bromofluorobenzene	(50-150)

\# Column to be used to flag recovery values
* Values outside of required QC Limits
D System monitoring Compound diluted out

FORM II

SW846 8260B SURROGATE RECOVERY

Lab Name: TestAmerica Laboratories, Inc. Client: Science Applications International Cor

Lab Code: TALCAN SDG No:

Lot #: A9C310174

Extraction: XXI58QK01

	CLIENT ID.	SRG01	SRG02	SRG03	SRG04	TOT OUT
01	SCFww-001-0004-WW	103	108	103	96	00
02	SCFww-002-0005-WW	101	108	102	95	00
03	SCFww-003-0006-WW	104	107	102	94	00

SURROGATES		QC LIMITS
SRG01	= Dibromofluoromethane	(86-125)
SRG02	= 1,2-Dichloroethane-d4	(80-122)
SRG03	= Toluene-d8	(90-122)
SRG04	= 4-Bromofluorobenzene	(84-125)

\# Column to be used to flag recovery values
* Values outside of required QC Limits
D System monitoring Compound diluted out

FORM II

SW846 8260B CHECK SAMPLE RECOVERY

Lab Name: TestAmerica Laboratories, Inc. Client: Science Applications International Corp

Lab Code: TALCAN SDG No:

Lot #: A9D030000 WO #: K9JQR1AC
BATCH: 9093216

COMPOUND	SPIKE ADDED (ug/L)	SAMPLE CONCENT. (ug/L)	% REC	QC LIMITS REC	QUAL
Bromodichloromethane	10	10	104	70- 130	
1,2-Dichloropropane	10	10	105	75- 127	
cis-1,3-Dichloropropene	10	10	101	73- 132	
Trichloroethene	10	9.9	99	67- 128	
Dibromochloromethane	10	10	104	74- 145	
1,1,2-Trichloroethane	10	10	105	75- 136	
Benzene	10	10	102	75- 126	
trans-1,3-Dichloropropene	10	11	109	74- 131	
Bromoform	10	10	101	72- 136	
4-Methyl-2-pentanone	10	10	103	59- 150	
2-Hexanone	10	11	107	53- 139	
Tetrachloroethene	10	10	101	75- 129	
1,1,2,2-Tetrachloroethane	10	11	108	68- 129	
Carbon tetrachloride	10	10	101	71- 132	
Chloromethane	10	9.8	98	58- 135	
Bromomethane	10	9.0	90	35- 153	
Vinyl chloride	10	9.6	96	73- 134	
Chloroethane	10	9.7	97	72- 129	
Methylene chloride	10	9.6	96	69- 118	
Acetone	10	9.6	96	51- 157	
Carbon disulfide	10	9.9	99	74- 123	
1,1-Dichloroethene	10	9.8	98	75- 125	
1,1-Dichloroethane	10	11	105	75- 133	
1,2-Dichloroethene (total	20	20	102	85- 111	
Chloroform	10	9.9	99	74- 127	
1,2-Dichloroethane	10	11	105	67- 132	
2-Butanone	10	10	102	45- 150	
1,1,1-Trichloroethane	10	9.9	99	70- 127	
Toluene	10	10	105	75- 125	
Chlorobenzene	10	10	101	75- 127	
Ethylbenzene	10	10	103	75- 120	

(Continued on next page)

SW846 8260B CHECK SAMPLE RECOVERY

Lab Name: TestAmerica Laboratories, Inc. Client: Science Applications International Corp

Lab Code: TALCAN SDG No:

Lot #: A9D030000 WO #: K9JQR1AC
BATCH: 9093216

COMPOUND	SPIKE ADDED (ug/L)	SAMPLE CONCENT. (ug/L)	% REC	QC LIMITS REC	QUAL
Styrene	10	10	102	75 - 130	
Xylenes (total)	30	31	104	90 - 114	
1,2-Dibromoethane	10	11	106	75 - 127	
Bromochloromethane	10	10	101	75 - 127	

NOTES(S):

* Values outside of QC limits

Spike Recovery: 0 out of 35 outside limits

COMMENTS:

FORM III

SW846 8260B CHECK SAMPLE DUPLICATE RECOVERY

Lab Name: TestAmerica Laboratories, Inc. Client: Science Applications International Corp

Lab Code: TALCAN SDG No:

Lot #: A9D030000 WO #: K9JQR1AD
BATCH: 9093216

COMPOUND	SPIKE ADDED (ug/L)	SAMPLE CONCENT. (ug/L)	% REC	QC LIMITS REC	QUAL
Bromodichloromethane	10	10	104	70- 130	
1,2-Dichloropropane	10	10	102	75- 127	
cis-1,3-Dichloropropene	10	10	100	73- 132	
Trichloroethene	10	9.7	97	67- 128	
Dibromochloromethane	10	11	105	74- 145	
1,1,2-Trichloroethane	10	10	101	75- 136	
Benzene	10	10	100	75- 126	
trans-1,3-Dichloropropene	10	11	109	74- 131	
Bromoform	10	9.9	99	72- 136	
4-Methyl-2-pentanone	10	10	101	59- 150	
2-Hexanone	10	10	103	53- 139	
Tetrachloroethene	10	10	100	75- 129	
1,1,2,2-Tetrachloroethane	10	11	112	68- 129	
Carbon tetrachloride	10	10	100	71- 132	
Chloromethane	10	9.9	99	58- 135	
Bromomethane	10	9.8	98	35- 153	
Vinyl chloride	10	9.9	99	73- 134	
Chloroethane	10	9.8	98	72- 129	
Methylene chloride	10	9.4	94	69- 118	
Acetone	10	9.2	92	51- 157	
Carbon disulfide	10	10	102	74- 123	
1,1-Dichloroethene	10	9.6	96	75- 125	
1,1-Dichloroethane	10	10	104	75- 133	
1,2-Dichloroethene (total	20	20	101	85- 111	
Chloroform	10	10	100	74- 127	
1,2-Dichloroethane	10	10	103	67- 132	
2-Butanone	10	10	102	45- 150	
1,1,1-Trichloroethane	10	10	102	70- 127	
Toluene	10	11	105	75- 125	
Chlorobenzene	10	9.9	99	75- 127	
Ethylbenzene	10	11	105	75- 120	

(Continued on next page)

SW846 8260B CHECK SAMPLE DUPLICATE RECOVERY

Lab Name: TestAmerica Laboratories, Inc. Client: Science Applications International Corp

Lab Code: TALCAN SDG No:

Lot #: A9D030000 WO #: K9JQR1AD
BATCH: 9093216

COMPOUND	SPIKE ADDED (ug/L)	SAMPLE CONCENT. (ug/L)	% REC	QC LIMITS REC	QUAL
Styrene	10	9.8	98	75- 130	
Xylenes (total)	30	31	102	90- 114	
1,2-Dibromoethane	10	10	102	75- 127	
Bromochloromethane	10	10	101	75- 127	

NOTES(S):

* Values outside of QC limits

Spike Recovery: 0 out of 35 outside limits

COMMENTS:

FORM III

SW846 8260B CHECK SAMPLE RECOVERY

Lab Name: TestAmerica Laboratories, Inc. Client: Science Applications International Corp

Lab Code: TALCAN SDG No:

Lot #: A9D080000 WO #: K9THL1AC
BATCH: 9098535

COMPOUND	SPIKE ADDED (ug/kg)	SAMPLE CONCENT. (ug/kg)	% REC	QC LIMITS REC	QUAL
Bromodichloromethane	50	53	107	71- 130	
1,2-Dichloropropane	50	55	110	72- 124	
cis-1,3-Dichloropropene	50	52	104	72- 132	
Trichloroethene	50	53	106	69- 128	
Dibromochloromethane	50	54	108	61- 147	
1,1,2-Trichloroethane	50	51	101	71- 129	
Benzene	50	50	101	75- 126	
trans-1,3-Dichloropropene	50	56	111	69- 131	
Bromoform	50	57	114	62- 141	
4-Methyl-2-pentanone	50	62	125	50- 150	
2-Hexanone	50	61	122	55- 144	
Tetrachloroethene	50	56	111	75- 129	
1,1,2,2-Tetrachloroethane	50	52	105	68- 144	
Carbon tetrachloride	50	56	112	69- 132	
Chloromethane	50	48	95	56- 144	
Bromomethane	50	50	100	57- 153	
Vinyl chloride	50	48	96	75- 134	
Chloroethane	50	51	103	62- 140	
Methylene chloride	50	44	89	66- 131	
Acetone	50	63	126	50- 150	
Carbon disulfide	50	52	104	64- 123	
1,1-Dichloroethene	50	53	107	70- 129	
1,1-Dichloroethane	50	55	110	80- 126	
1,2-Dichloroethene (total	100	100	104	73- 115	
Chloroform	50	52	104	75- 132	
1,2-Dichloroethane	50	56	112	75- 121	
2-Butanone	50	56	112	50- 150	
1,1,1-Trichloroethane	50	54	107	75- 133	
Toluene	50	52	103	75- 125	
Chlorobenzene	50	51	102	75- 126	
Ethylbenzene	50	52	105	75- 120	

(Continued on next page)

SW846 8260B CHECK SAMPLE RECOVERY

Lab Name: TestAmerica Laboratories, Inc. Client: Science Applications International Corp

Lab Code: TALCAN SDG No:

Lot #: A9D080000 WO #: K9THL1AC
BATCH: 9098535

COMPOUND	SPIKE ADDED (ug/kg)	SAMPLE CONCENT. (ug/kg)	% REC	QC LIMITS REC	QUAL
Styrene	50	51	102	75- 130	
Xylenes (total)	150	160	104	80- 114	
1,2-Dibromoethane	50	53	105	62- 150	
Bromochloromethane	50	53	106	75- 127	

NOTES(S):

* Values outside of QC limits

Spike Recovery: 0 out of 35 outside limits

COMMENTS:

FORM III

SW846 8260B CHECK SAMPLE DUPLICATE RECOVERY

Lab Name: TestAmerica Laboratories, Inc. Client: Science Applications International Corp

Lab Code: TALCAN SDG No:

Lot #: A9D080000 WO #: K9THL1AD
BATCH: 9098535

COMPOUND	SPIKE ADDED (ug/kg)	SAMPLE CONCENT. (ug/kg)	% REC	QC LIMITS REC	QUAL
Xylenes (total)	150	170	110	80- 114	
1,2-Dibromoethane	50	56	113	62- 150	
Bromochloromethane	50	53	106	75- 127	
Bromodichloromethane	50	56	112	71- 130	
1,2-Dichloropropane	50	57	113	72- 124	
cis-1,3-Dichloropropene	50	54	108	72- 132	
Trichloroethene	50	56	111	69- 128	
Dibromochloromethane	50	56	113	61- 147	
1,1,2-Trichloroethane	50	55	109	71- 129	
Benzene	50	54	108	75- 126	
trans-1,3-Dichloropropene	50	60	119	69- 131	
Bromoform	50	57	114	62- 141	
4-Methyl-2-pentanone	50	64	129	50- 150	
2-Hexanone	50	66	131	55- 144	
Tetrachloroethene	50	59	119	75- 129	
1,1,2,2-Tetrachloroethane	50	57	114	68- 144	
Carbon tetrachloride	50	57	115	69- 132	
Chloromethane	50	50	100	56- 144	
Bromomethane	50	50	101	57- 153	
Vinyl chloride	50	51	102	75- 134	
Chloroethane	50	54	109	62- 140	
Methylene chloride	50	48	96	66- 131	
Acetone	50	71	143	50- 150	
Carbon disulfide	50	55	109	64- 123	
1,1-Dichloroethene	50	55	110	70- 129	
1,1-Dichloroethane	50	57	115	80- 126	
1,2-Dichloroethene (total	100	110	107	73- 115	
Chloroform	50	55	109	75- 132	
1,2-Dichloroethane	50	61	122*	75- 121	a
2-Butanone	50	61	121	50- 150	
1,1,1-Trichloroethane	50	55	110	75- 133	

(Continued on next page)

SW846 8260B CHECK SAMPLE DUPLICATE RECOVERY

Lab Name: TestAmerica Laboratories, Inc. Client: Science Applications International Corp

Lab Code: TALCAN SDG No:

Lot #: A9D080000 WO #: K9THL1AD
BATCH: 9098535

COMPOUND	SPIKE ADDED (ug/kg)	SAMPLE CONCENT. (ug/kg)	% REC	QC LIMITS REC	QUAL
Toluene	50	55	111	75- 125	
Chlorobenzene	50	54	109	75- 126	
Ethylbenzene	50	55	111	75- 120	
Styrene	50	53	107	75- 130	

NOTES(S):

a Spiked analyte recovery is outside stated control limits.

* Values outside of QC limits

Spike Recovery: 1 out of 35 outside limits

COMMENTS:

FORM III

SW846 8260B CHECK SAMPLE RECOVERY

Lab Name: TestAmerica Laboratories, Inc. Client: Science Applications International Corp

Lab Code: TALCAN SDG No:

Lot #: A9D090000 WO #: K9V7M1AA
BATCH: 9099403

COMPOUND	SPIKE ADDED (mg/L)	SAMPLE CONCENT. (mg/L)	% REC	QC LIMITS REC	QUAL
1,1-Dichloroethylene	1.0	1.0	100	67- 128	
Chloroform	1.0	0.93	93	82- 117	
1,2-Dichloroethane	1.0	0.95	95	78- 122	
2-Butanone (MEK)	1.0	0.97	97	40- 110	
Carbon tetrachloride	1.0	0.83	83	71- 124	
Trichloroethylene	1.0	0.93	93	76- 119	
Benzene	1.0	0.92	92	76- 118	
Tetrachloroethylene	1.0	0.96	96	64- 121	
Chlorobenzene	1.0	0.91	91	76- 113	
Vinyl chloride	1.0	1.0	101	47- 123	

NOTES(S):

* Values outside of QC limits

Spike Recovery: 0 out of 10 outside limits

COMMENTS:

SW846 8260B MATRIX SPIKE/MATRIX SPIKE DUPLICATE RECOVERY

Lab Name: TestAmerica Laboratories, Inc. Client: Science Applications International Corp

Lab Code: TALCAN SDG No:

Matrix Spike ID: LAB MS/MSD Level:(low/med) LOW

Lot #: A9C190150 WO #: K8RWT1CG
BATCH: 9099403

COMPOUND	SPIKE ADDED (mg/L)	SAMPLE CONCENT. (mg/L)	MS CONCENT. (mg/L)	MS % REC	LIMITS REC	QUAL
1,1-Dichloroethylene	1.0	ND	1.0	102	67- 129	
Vinyl chloride	1.0	ND	0.98	98	54- 118	
Chloroform	1.0	ND	0.98	98	82- 117	
1,2-Dichloroethane	1.0	ND	1.0	100	80- 120	
2-Butanone (MEK)	1.0	ND	1.0	101	37- 110	
Carbon tetrachloride	1.0	ND	0.78	78	72- 124	
Trichloroethylene	1.0	ND	0.96	96	72- 121	
Benzene	1.0	ND	0.95	95	76- 117	
Tetrachloroethylene	1.0	ND	0.91	91	60- 119	
Chlorobenzene	1.0	ND	0.93	93	72- 114	

NOTES(S):

Column to be used to flag recovery and RPD values with an asterisk
* Values outside of QC limits

RPD: 0 out of 0 outside limits
Spike Recovery: 0 out of 10 outside limits

COMMENTS:

FORM III

SW846 8260B MATRIX SPIKE/MATRIX SPIKE DUPLICATE RECOVERY

Lab Name: TestAmerica Laboratories, Inc. Client: Science Applications International Corp

Lab Code: TALCAN SDG No:

Matrix Spike ID: LAB MS/MSD Level:(low/med) LOW

Lot #: A9C190150 WO #: K8RWT1CH
BATCH: 9099403

COMPOUND	SPIKE ADDED (mg/L)	MSD CONCENT. (mg/L)	MSD % REC	% RPD	QC LIMITS RPD	QC LIMITS REC	QUAL
1,1-Dichloroethylene	1.0	1.0	104	2.2	30	67- 129	
Vinyl chloride	1.0	1.0	100	1.4	30	54- 118	
Chloroform	1.0	0.94	94	3.7	30	82- 117	
1,2-Dichloroethane	1.0	0.94	94	6.4	30	80- 120	
2-Butanone (MEK)	1.0	1.1	109	7.5	30	37- 110	
Carbon tetrachloride	1.0	0.85	85	7.8	30	72- 124	
Trichloroethylene	1.0	0.92	92	4.3	30	72- 121	
Benzene	1.0	0.92	92	3.8	30	76- 117	
Tetrachloroethylene	1.0	0.91	91	0.15	30	60- 119	
Chlorobenzene	1.0	0.89	89	4.5	30	72- 114	

NOTES(S):

Column to be used to flag recovery and RPD values with an asterisk
* Values outside of QC limits

RPD: 0 out of 10 outside limits
Spike Recovery: 0 out of 10 outside limits

COMMENTS:

SW846 8260B MATRIX SPIKE/MATRIX SPIKE DUPLICATE RECOVERY

Lab Name: TestAmerica Laboratories, Inc. Client: Science Applications International Corp

Lab Code: TALCAN SDG No:

Matrix Spike ID: LAB MS/MSD

Lot #: A9C270256 WO #: K886F1DP
BATCH: 9093216

COMPOUND	SPIKE ADDED (ug/L)	SAMPLE CONCENT. (ug/L)	MS CONCENT. (ug/L)	MS % REC	LIMITS REC	QUAL
1,1-Dichloroethene	10	ND	10	100	70 - 130	
Chloromethane	10	ND	9.8	98	70 - 130	
Bromomethane	10	ND	8.7	87	70 - 130	
Vinyl chloride	10	ND	9.9	99	70 - 130	
Chloroethane	10	ND	10	102	70 - 130	
Methylene chloride	10	ND	9.4	94	70 - 130	
Acetone	10	ND	8.5	85	70 - 130	
Carbon disulfide	10	ND	10	102	70 - 130	
1,1-Dichloroethane	10	ND	11	109	70 - 130	
1,2-Dichloroethene (total	20	ND	21	103	70 - 130	
Chloroform	10	ND	10	105	70 - 130	
1,2-Dichloroethane	10	ND	11	107	70 - 130	
2-Butanone	10	ND	10	105	70 - 130	
1,1,1-Trichloroethane	10	ND	10	105	70 - 130	
Carbon tetrachloride	10	ND	10	105	70 - 130	
Bromodichloromethane	10	ND	11	106	70 - 130	
1,2-Dichloropropane	10	ND	10	104	70 - 130	
cis-1,3-Dichloropropene	10	ND	9.6	96	70 - 130	
Trichloroethene	10	ND	10	100	70 - 130	
Dibromochloromethane	10	ND	11	105	70 - 130	
1,1,2-Trichloroethane	10	ND	10	102	70 - 130	
Benzene	10	ND	10	104	70 - 130	
trans-1,3-Dichloropropene	10	ND	10	105	70 - 130	
Bromoform	10	ND	10	102	70 - 130	
4-Methyl-2-pentanone	10	ND	10	102	70 - 130	
2-Hexanone	10	ND	9.9	99	70 - 130	
Tetrachloroethene	10	ND	10	101	70 - 130	
1,1,2,2-Tetrachloroethane	10	ND	10	105	70 - 130	

(Continued on next page)

SW846 8260B MATRIX SPIKE/MATRIX SPIKE DUPLICATE RECOVERY

Lab Name: TestAmerica Laboratories, Inc. Client: Science Applications International Corp

Lab Code: TALCAN SDG No:

Matrix Spike ID: LAB MS/MSD

Lot #: A9C270256 WO #: K886F1DP
BATCH: 9093216

COMPOUND	SPIKE ADDED (ug/L)	SAMPLE CONCENT. (ug/L)	MS CONCENT. (ug/L)	MS % REC	LIMITS REC	QUAL
Toluene	10	ND	10	104	70 - 130	
Chlorobenzene	10	ND	10	101	70 - 130	
Ethylbenzene	10	ND	10	103	70 - 130	
Styrene	10	ND	10	103	70 - 130	
Xylenes (total)	30	ND	32	105	70 - 130	
1,2-Dibromoethane	10	ND	10	101	70 - 130	
Bromochloromethane	10	ND	10	103	70 - 130	

NOTES(S):

Column to be used to flag recovery and RPD values with an asterisk
* Values outside of QC limits

RPD: 0 out of 0 outside limits
Spike Recovery: 0 out of 35 outside limits

COMMENTS:

SW846 8260B MATRIX SPIKE/MATRIX SPIKE DUPLICATE RECOVERY

Lab Name: TestAmerica Laboratories, Inc. Client: Science Applications International Corp

Lab Code: TALCAN SDG No:

Matrix Spike ID: LAB MS/MSD

Lot #: A9C270256 WO #: K886F1DQ
BATCH: 9093216

COMPOUND	SPIKE ADDED (ug/L)	MSD CONCENT. (ug/L)	MSD % REC	% RPD		QC LIMITS RPD	QC LIMITS REC	QUAL
1,1-Dichloroethene	10	9.7	97	3.0		30	70 - 130	
Chloromethane	10	9.2	92	6.5		30	70 - 130	
Bromomethane	10	8.4	84	3.0		30	70 - 130	
Vinyl chloride	10	9.5	95	4.0		30	70 - 130	
Chloroethane	10	9.8	98	3.5		30	70 - 130	
Methylene chloride	10	9.2	92	2.8		30	70 - 130	
Acetone	10	8.6	86	0.99		30	70 - 130	
Carbon disulfide	10	10	101	1.2		30	70 - 130	
1,1-Dichloroethane	10	10	104	4.2		30	70 - 130	
1,2-Dichloroethene (total	20	20	102	0.41		30	70 - 130	
Chloroform	10	10	102	3.2		30	70 - 130	
1,2-Dichloroethane	10	11	105	2.0		30	70 - 130	
2-Butanone	10	10	102	2.5		30	70 - 130	
1,1,1-Trichloroethane	10	10	102	2.5		30	70 - 130	
Carbon tetrachloride	10	10	102	3.0		30	70 - 130	
Bromodichloromethane	10	11	106	0.87		30	70 - 130	
1,2-Dichloropropane	10	11	105	0.86		30	70 - 130	
cis-1,3-Dichloropropene	10	9.7	97	1.2		30	70 - 130	
Trichloroethene	10	9.8	98	2.6		30	70 - 130	
Dibromochloromethane	10	11	105	0.16		30	70 - 130	
1,1,2-Trichloroethane	10	10	100	1.5		30	70 - 130	
Benzene	10	10	101	2.4		30	70 - 130	
trans-1,3-Dichloropropene	10	11	106	1.4		30	70 - 130	
Bromoform	10	10	101	0.60		30	70 - 130	
4-Methyl-2-pentanone	10	9.9	99	3.4		30	70 - 130	
2-Hexanone	10	9.8	98	1.5		30	70 - 130	
Tetrachloroethene	10	9.9	99	1.2		30	70 - 130	
1,1,2,2-Tetrachloroethane	10	10	104	0.46		30	70 - 130	

(Continued on next page)

SW846 8260B MATRIX SPIKE/MATRIX SPIKE DUPLICATE RECOVERY

Lab Name: TestAmerica Laboratories, Inc. Client: Science Applications International Corp

Lab Code: TALCAN SDG No:

Matrix Spike ID: LAB MS/MSD

Lot #: A9C270256 WO #: K886F1DQ
BATCH: 9093216

COMPOUND	SPIKE ADDED	MSD CONCENT.	MSD % REC	% RPD	QC LIMITS RPD	QC LIMITS REC	QUAL
Toluene	10	10	102	1.7	30	70 - 130	
Chlorobenzene	10	9.9	99	1.3	30	70 - 130	
Ethylbenzene	10	10	104	0.50	30	70 - 130	
Styrene	10	10	104	0.10	30	70 - 130	
Xylenes (total)	30	31	104	1.2	30	70 - 130	
1,2-Dibromoethane	10	10	100	0.91	30	70 - 130	
Bromochloromethane	10	10	101	1.8	30	70 - 130	

NOTES(S):

Column to be used to flag recovery and RPD values with an asterisk
* Values outside of QC limits

RPD: 0 out of 35 outside limits
Spike Recovery: 0 out of 35 outside limits

COMMENTS:

SW846 8260B MATRIX SPIKE/MATRIX SPIKE DUPLICATE RECOVERY

Lab Name: TestAmerica Laboratories, Inc. Client: Science Applications International Corp

Lab Code: TALCAN SDG No:

Matrix Spike ID: SCFmw-001-0008-WS

Lot #: A9C310174 WO #: K9C7R1FG
BATCH: 9098535

COMPOUND	SPIKE ADDED (ug/kg)	SAMPLE CONCENT. (ug/kg)	MS CONCENT. (ug/kg)	MS % REC	LIMITS REC	QUAL
1,1-Dichloroethene	57	ND	58	102	70 - 130	
Chloromethane	57	ND	51	90	70 - 130	
Bromomethane	57	ND	47	82	70 - 130	
Vinyl chloride	57	ND	54	94	70 - 130	
Chloroethane	57	ND	54	94	70 - 130	
Methylene chloride	57	1.5	56	95	70 - 130	
Acetone	57	ND	62	106	70 - 130	
Carbon disulfide	57	0.92	55	96	70 - 130	
1,1-Dichloroethane	57	ND	59	103	70 - 130	
1,2-Dichloroethene (total	110	ND	110	95	70 - 130	
Chloroform	57	ND	55	96	70 - 130	
1,2-Dichloroethane	57	ND	56	99	70 - 130	
2-Butanone	57	ND	52	92	70 - 130	
1,1,1-Trichloroethane	57	ND	58	102	70 - 130	
Carbon tetrachloride	57	ND	59	104	70 - 130	
Bromodichloromethane	57	ND	52	92	70 - 130	
1,2-Dichloropropane	57	ND	54	96	70 - 130	
cis-1,3-Dichloropropene	57	ND	45	79	70 - 130	
Trichloroethene	57	ND	51	90	70 - 130	
Dibromochloromethane	57	ND	47	83	70 - 130	
1,1,2-Trichloroethane	57	ND	47	83	70 - 130	
Benzene	57	ND	51	90	70 - 130	
trans-1,3-Dichloropropene	57	ND	45	80	70 - 130	
Bromoform	57	ND	42	74	70 - 130	
4-Methyl-2-pentanone	57	ND	56	98	70 - 130	
2-Hexanone	57	ND	50	87	70 - 130	
Tetrachloroethene	57	ND	51	90	70 - 130	
1,1,2,2-Tetrachloroethane	57	ND	46	81	70 - 130	

(Continued on next page)

SW846 8260B MATRIX SPIKE/MATRIX SPIKE DUPLICATE RECOVERY

Lab Name: TestAmerica Laboratories, Inc. Client: Science Applications International Corp

Lab Code: TALCAN SDG No:

Matrix Spike ID: SCFmw-001-0008-WS

Lot #: A9C310174 WO #: K9C7R1FG
BATCH: 9098535

COMPOUND	SPIKE ADDED (ug/kg)	SAMPLE CONCENT. (ug/kg)	MS CONCENT. (ug/kg)	MS % REC	LIMITS REC	QUAL
Toluene	57	15	61	80	70 - 130	
Chlorobenzene	57	ND	44	78	70 - 130	
Ethylbenzene	57	1.5	49	83	70 - 130	
Styrene	57	ND	42	74	70 - 130	
Xylenes (total)	170	4.2	150	83	70 - 130	
1,2-Dibromoethane	57	ND	44	77	70 - 130	
Bromochloromethane	57	ND	52	91	70 - 130	

NOTES(S):

Results and reporting limits have been adjusted for dry weight.

Column to be used to flag recovery and RPD values with an asterisk
* Values outside of QC limits

RPD: 0 out of 0 outside limits
Spike Recovery: 0 out of 35 outside limits

COMMENTS:

FORM III

SW846 8260B MATRIX SPIKE/MATRIX SPIKE DUPLICATE RECOVERY

Lab Name: TestAmerica Laboratories, Inc. Client: Science Applications International Corp

Lab Code: TALCAN SDG No:

Matrix Spike ID: SCFmw-001-0008-WS

Lot #: A9C310174 WO #: K9C7R1FH
BATCH: 9098535

COMPOUND	SPIKE ADDED (ug/kg)	MSD CONCENT. (ug/kg)	MSD % REC	% RPD	QC LIMITS RPD	QC LIMITS REC	QUAL
1,1-Dichloroethene	57	57	101	1.7	30	70- 130	
Chloromethane	57	55	96	6.7	30	70- 130	
Bromomethane	57	52	92	11	30	70- 130	
Vinyl chloride	57	57	100	5.7	30	70- 130	
Chloroethane	57	57	100	5.7	30	70- 130	
Methylene chloride	57	52	89	6.4	30	70- 130	
Acetone	57	78	134*	23	30	70- 130	a
Carbon disulfide	57	55	96	0.26	30	70- 130	
1,1-Dichloroethane	57	58	102	0.98	30	70- 130	
1,2-Dichloroethene (total	110	100	90	5.4	30	70- 130	
Chloroform	57	53	93	3.8	30	70- 130	
1,2-Dichloroethane	57	54	94	5.2	30	70- 130	
2-Butanone	57	58	102	10	30	70- 130	
1,1,1-Trichloroethane	57	59	104	1.2	30	70- 130	
Carbon tetrachloride	57	59	104	0.26	30	70- 130	
Bromodichloromethane	57	48	84	8.9	30	70- 130	
1,2-Dichloropropane	57	51	89	7.4	30	70- 130	
cis-1,3-Dichloropropene	57	40	71	11	30	70- 130	
Trichloroethene	57	49	86	4.8	30	70- 130	
Dibromochloromethane	57	42	73	12	30	70- 130	
1,1,2-Trichloroethane	57	44	77	7.2	30	70- 130	
Benzene	57	50	87	2.9	30	70- 130	
trans-1,3-Dichloropropene	57	40	71	12	30	70- 130	
Bromoform	57	38	68*	8.5	30	70- 130	a
4-Methyl-2-pentanone	57	59	104	5.8	30	70- 130	
2-Hexanone	57	48	85	2.9	30	70- 130	
Tetrachloroethene	57	51	89	0.73	30	70- 130	
1,1,2,2-Tetrachloroethane	57	41	73	11	30	70- 130	

(Continued on next page)

SW846 8260B MATRIX SPIKE/MATRIX SPIKE DUPLICATE RECOVERY

Lab Name: TestAmerica Laboratories, Inc. Client: Science Applications International Corp

Lab Code: TALCAN SDG No:

Matrix Spike ID: SCFmw-001-0008-WS

Lot #: A9C310174 WO #: K9C7R1FH
BATCH: 9098535

COMPOUND	SPIKE ADDED	MSD CONCENT.	MSD % REC	% RPD	QC LIMITS RPD	QC LIMITS REC	QUAL
Toluene	57	60	78	1.1	30	70 - 130	
Chlorobenzene	57	41	71	8.9	30	70 - 130	
Ethylbenzene	57	46	78	6.8	30	70 - 130	
Styrene	57	37	65*	13	30	70 - 130	a
Xylenes (total)	170	140	77	7.6	30	70 - 130	
1,2-Dibromoethane	57	39	69*	12	30	70 - 130	a
Bromochloromethane	57	49	86	5.8	30	70 - 130	

NOTES(S):

Results and reporting limits have been adjusted for dry weight.

a Spiked analyte recovery is outside stated control limits.

Column to be used to flag recovery and RPD values with an asterisk
* Values outside of QC limits

RPD: 0 out of 35 outside limits
Spike Recovery: 4 out of 35 outside limits

COMMENTS:

FORM III

SW846 8260B METHOD BLANK SUMMARY

BLANK WORKORDER NO.: K9THL1AA

Lab Name: TestAmerica Laboratories, Inc.

Lab Code: TALCAN SDG Number:

Lab File ID: UX86704.D Lot Number: A9C310174

Date Analyzed: 04/08/09 Time Analyzed: 21:51

Matrix: SOLID Date Extracted: 04/08/09

GC Column: DB 624 ID: .18 Extraction Method: 5030B

Instrument ID: UX8 Level: (low/med) LOW

THIS METHOD BLANK APPLIES TO THE FOLLOWING SAMPLES, LCS, LCSD, MS , MSD:

	CLIENT ID.	SAMPLE WORK ORDER #	LAB FILE ID	DATE ANALYZED	TIME ANALYZED
01	SCFmw-001-0008-WS	K9C7R1AC	UX86706.D	04/08/09	22:38
02	SCFmw-001-0008-WS	K9C7R1FG S	UX86713.D	04/09/09	01:13
03	SCFmw-001-0008-WS	K9C7R1FH D	UX86714.D	04/09/09	01:35
04	SCFmw-002-0009-WS	K9C7W1AN	UX86707.D	04/08/09	23:00
05	SCFmw-003-0010-WS	K9C711AN	UX86708.D	04/08/09	23:22
06	SCFmw-004-0011-WS	K9C721AN	UX86715.D	04/09/09	01:57
07	SCFmw-004-0012-WS	K9C731A1	UX86710.D	04/09/09	00:05
08	SCFmw-005-0013-WS	K9C761A1	UX86711.D	04/09/09	00:27
09	SCFmw-006-0014-WS	K9C771A1	UX86712.D	04/09/09	00:51
10	CHECK SAMPLE	K9THL1AC C	UX86701.D	04/08/09	20:22
11	DUPLICATE CHECK	K9THL1AD L	UX86705.D	04/08/09	22:16
12					
13					
14					
15					
16					
17					
18					
19					
20					
21					
22					
23					
24					
25					
26					
27					
28					
29					
30					

COMMENTS:

SW846 8260B METHOD BLANK SUMMARY

BLANK WORKORDER NO.: K9JQR1AA

Lab Name: TestAmerica Laboratories, Inc.

Lab Code: TALCAN SDG Number:

Lab File ID: UXX0568.D Lot Number: A9C310174

Date Analyzed: 04/03/09 Time Analyzed: 12:28

Matrix: WATER Date Extracted: 04/03/09

GC Column: DB 624 ID: .18 Extraction Method: 5030B/8260B

Instrument ID: UX10 Level: (low/med) LOW

THIS METHOD BLANK APPLIES TO THE FOLLOWING SAMPLES, LCS, LCSD, MS , MSD:

	CLIENT ID.	SAMPLE WORK ORDER #	LAB FILE ID	DATE ANALYZED	TIME ANALYZED
01	INTRA-LAB QC	K886F1AK	UXX0570.D	04/03/09	13:10
02	LAB MS/MSD	K886F1DP S	UXX0581.D	04/03/09	17:07
03	LAB MS/MSD	K886F1DQ D	UXX0582.D	04/03/09	17:29
04	SCFww-001-0004-WW	K9C691AA	UXX0577.D	04/03/09	15:42
05	SCFww-002-0005-WW	K9C7F1AA	UXX0578.D	04/03/09	16:03
06	SCFww-003-0006-WW	K9C7J1AA	UXX0579.D	04/03/09	16:25
07	SCFqc-002-0007-TB	K9C7L1AA	UXX0580.D	04/03/09	16:46
08	CHECK SAMPLE	K9JQR1AC C	UXX0565.D	04/03/09	11:08
09	DUPLICATE CHECK	K9JQR1AD L	UXX0567.D	04/03/09	12:06
10					
11					
12					
13					
14					
15					
16					
17					
18					
19					
20					
21					
22					
23					
24					
25					
26					
27					
28					
29					
30					

COMMENTS:

SW846 8260B METHOD BLANK SUMMARY

BLANK WORKORDER NO.: K9EVD1AA

Lab Name: TestAmerica Laboratories, Inc.

Lab Code: TALCAN SDG Number:

Lab File ID: UX125148. Lot Number: A9C310174

Date Analyzed: 04/09/09 Time Analyzed: 17:36

Matrix: SOLID Date Extracted:04/09/09

GC Column: DB-624 ID: .18 Extraction Method: 1311/5030B

Instrument ID: UX12 Level:(low/med) LOW

THIS METHOD BLANK APPLIES TO THE FOLLOWING SAMPLES, LCS, LCSD, MS , MSD:

	CLIENT ID.	SAMPLE WORK ORDER #	LAB FILE ID	DATE ANALYZED	TIME ANALYZED
01	INTRA-LAB QC	K8RWT1AA	UX125149.	04/09/09	18:01
02	LAB MS/MSD	K8RWT1CG S	UX125150.	04/09/09	18:26
03	LAB MS/MSD	K8RWT1CH D	UX125151.	04/09/09	18:51
04	SCFww-001-0004-WW	K9C691CD	UX125153.	04/09/09	19:38
05	SCFww-002-0005-WW	K9C7F1CD	UX125154.	04/09/09	20:03
06	SCFww-003-0006-WW	K9C7J1CD	UX125155.	04/09/09	20:28
07	SCFmw-001-0008-WS	K9C7R1CD	UX125156.	04/09/09	20:52
08	SCFmw-002-0009-WS	K9C7W1CD	UX125157.	04/09/09	21:17
09	SCFmw-003-0010-WS	K9C711CD	UX125158.	04/09/09	21:40
10	SCFmw-004-0011-WS	K9C721CD	UX125159.	04/09/09	22:05
11	SCFmw-004-0012-WS	K9C731CD	UX125160.	04/09/09	22:28
12	SCFmw-005-0013-WS	K9C761CD	UX125161.	04/09/09	22:51
13	SCFmw-006-0014-WS	K9C771CD	UX125162.	04/09/09	23:15
14	CHECK SAMPLE	K9V7M1AA C	UX125147.	04/09/09	17:13
15					
16					
17					
18					
19					
20					
21					
22					
23					
24					
25					
26					
27					
28					
29					
30					

COMMENTS:

5A

VOLATILE ORGANIC GC/MS TUNING AND MASS CALIBRATION - BROMOFLUOROBENZENE (BFB)

Lab Name: NORTH CANTON Contract:

Lab Code: TALCAN Case No.: SAS No.: SDG No.: A9C310174

Lab File ID: BFB8808 BFB Injection Date: 04/07/09

Instrument ID: A3UX8A BFB Injection Time: 1838

Matrix: (soil/water) SOIL Level: (low/med) LOW Column: (pack/cap) CAP

m/e	ION ABUNDANCE CRITERIA	% RELATIVE ABUNDANCE
50	15.0 - 40.0% of mass 95	30.9
75	30.0 - 60.0% of mass 95	44.0
95	Base Peak, 100% relative abundance	100.0
96	5.0 - 9.0% of mass 95	7.1
173	Less than 2.0% of mass 174	0.0 (0.0)1
174	50.0 - 100.0% of mass 95	73.2
175	5.0 - 9.0% of mass 174	5.4 (7.3)1
176	Greater than 95.0%, but less than 101.0% of mass 174	69.9 (95.6)1
177	5.0 - 9.0% of mass 176	4.9 (7.0)2

1-Value is % of mass 174 2-Value is % of mass 176

THIS TUNE APPLIES TO THE FOLLOWING SAMPLES, MS, MSD, BLANKS, AND STANDARDS:

	EPA SAMPLE NO.	LAB SAMPLE ID	LAB FILE ID	DATE ANALYZED	TIME ANALYZED
01	VSTD500	1000NG-IC	UX86672	04/07/09	1922
02	VSTD100	500NG-IC	UX86673	04/07/09	1944
03	VSTD050	250NG-IC	UX86674	04/07/09	2006
04	VSTD020	100NG-IC	UX86675	04/07/09	2028
05	VSTD010	50NG-IC	UX86676	04/07/09	2049
06	VSTD005	25NG-IC	UX86677	04/07/09	2111
07	VSTD002	10NG-IC	UX86678	04/07/09	2133
08	VSTD001	5NG-IC	UX86679	04/07/09	2155
09					
10					
11					
12					
13					
14					
15					
16					
17					
18					
19					
20					
21					
22					

5A

VOLATILE ORGANIC GC/MS TUNING AND MASS CALIBRATION - BROMOFLUOROBENZENE (BFB)

Lab Name: NORTH CANTON Contract:

Lab Code: TALCAN Case No.: SAS No.: SDG No.: A9C310174

Lab File ID: BFB8810 BFB Injection Date: 04/08/09

Instrument ID: A3UX8A BFB Injection Time: 1738

Matrix: (soil/water) SOIL Level: (low/med) LOW Column: (pack/cap) CAP

m/e	ION ABUNDANCE CRITERIA	% RELATIVE ABUNDANCE
50	15.0 - 40.0% of mass 95	36.1
75	30.0 - 60.0% of mass 95	44.4
95	Base Peak, 100% relative abundance	100.0
96	5.0 - 9.0% of mass 95	8.1
173	Less than 2.0% of mass 174	0.0 (0.0)1
174	50.0 - 100.0% of mass 95	74.5
175	5.0 - 9.0% of mass 174	4.2 (5.7)1
176	Greater than 95.0%, but less than 101.0% of mass 174	71.4 (95.9)1
177	5.0 - 9.0% of mass 176	5.8 (8.1)2

1-Value is % of mass 174 2-Value is % of mass 176

THIS TUNE APPLIES TO THE FOLLOWING SAMPLES, MS, MSD, BLANKS, AND STANDARDS:

	EPA SAMPLE NO.	LAB SAMPLE ID	LAB FILE ID	DATE ANALYZED	TIME ANALYZED
01	VSTD050	250NG-CC	UX86697	04/08/09	1824
02	K9THL-CHK	K9THL1AC	UX86701	04/08/09	2022
03	K9THL-BLK	K9THL1AA	UX86704	04/08/09	2151
04	K9THL-CKDUP	K9THL1AD	UX86705	04/08/09	2216
05	SCFMW-001-00	K9C7R1AC	UX86706	04/08/09	2238
06	SCFMW-002-00	K9C7W1AN	UX86707	04/08/09	2300
07	SCFMW-003-00	K9C711AN	UX86708	04/08/09	2322
08	SCFMW-004-00	K9C731A1	UX86710	04/09/09	0005
09	SCFMW-005-00	K9C761A1	UX86711	04/09/09	0027
10	SCFMW-006-00	K9C771A1	UX86712	04/09/09	0051
11	SCFQC-001-00	K9C7R1FG	UX86713	04/09/09	0113
12	SCFQC-001-00	K9C7R1FH	UX86714	04/09/09	0135
13	SCFMW-004-00	K9C721AN	UX86715	04/09/09	0157
14					
15					
16					
17					
18					
19					
20					
21					
22					

5A

VOLATILE ORGANIC GC/MS TUNING AND MASS CALIBRATION - BROMOFLUOROBENZENE (BFB)

Lab Name: NORTH CANTON Contract:

Lab Code: TALCAN Case No.: SAS No.: SDG No.: A9C310174

Lab File ID: BFB3217 BFB Injection Date: 04/02/09

Instrument ID: A3UX10 BFB Injection Time: 1007

Matrix: (soil/water) WATER Level: (low/med) LOW Column: (pack/cap) CAP

m/e	ION ABUNDANCE CRITERIA	% RELATIVE ABUNDANCE
50	15.0 - 40.0% of mass 95	17.2
75	30.0 - 60.0% of mass 95	48.4
95	Base Peak, 100% relative abundance	100.0
96	5.0 - 9.0% of mass 95	6.9
173	Less than 2.0% of mass 174	0.2 (0.2)1
174	50.0 - 100.0% of mass 95	92.5
175	5.0 - 9.0% of mass 174	6.9 (7.4)1
176	Greater than 95.0%, but less than 101.0% of mass 174	90.0 (97.3)1
177	5.0 - 9.0% of mass 176	5.7 (6.3)2

1-Value is % of mass 174 2-Value is % of mass 176

THIS TUNE APPLIES TO THE FOLLOWING SAMPLES, MS, MSD, BLANKS, AND STANDARDS:

	EPA SAMPLE NO.	LAB SAMPLE ID	LAB FILE ID	DATE ANALYZED	TIME ANALYZED
01	VSTD040	200NG-IC	UXX0530	04/02/09	1032
02	VSTD020	100NG-IC	UXX0531	04/02/09	1053
03	VSTD010	50NG-IC	UXX0532	04/02/09	1115
04	VSTD005	25NG-IC	UXX0533	04/02/09	1137
05	VSTD002	10NG-IC	UXX0534	04/02/09	1158
06	VSTD001	5NG-IC	UXX0535	04/02/09	1220
07					
08					
09					
10					
11					
12					
13					
14					
15					
16					
17					
18					
19					
20					
21					
22					

5A

VOLATILE ORGANIC GC/MS TUNING AND MASS CALIBRATION - BROMOFLUOROBENZENE (BFB)

Lab Name: NORTH CANTON Contract:

Lab Code: TALCAN Case No.: SAS No.: SDG No.: A9C310174

Lab File ID: BFB3218 BFB Injection Date: 04/03/09

Instrument ID: A3UX10 BFB Injection Time: 0935

Matrix: (soil/water) WATER Level: (low/med) LOW Column: (pack/cap) CAP

m/e	ION ABUNDANCE CRITERIA	% RELATIVE ABUNDANCE
50	15.0 - 40.0% of mass 95	18.0
75	30.0 - 60.0% of mass 95	46.8
95	Base Peak, 100% relative abundance	100.0
96	5.0 - 9.0% of mass 95	7.0
173	Less than 2.0% of mass 174	0.6 (0.7)1
174	50.0 - 100.0% of mass 95	91.2
175	5.0 - 9.0% of mass 174	6.1 (6.7)1
176	Greater than 95.0%, but less than 101.0% of mass 174	91.3 (100.2)1
177	5.0 - 9.0% of mass 176	5.8 (6.4)2

1-Value is % of mass 174 2-Value is % of mass 176

THIS TUNE APPLIES TO THE FOLLOWING SAMPLES, MS, MSD, BLANKS, AND STANDARDS:

	EPA SAMPLE NO.	LAB SAMPLE ID	LAB FILE ID	DATE ANALYZED	TIME ANALYZED
01	VSTD010	50NG-CC	UXX0562	04/03/09	1004
02	K9JQR-CHK	K9JQR1AC	UXX0565	04/03/09	1108
03	K9JQR-CKDUP	K9JQR1AD	UXX0567	04/03/09	1206
04	K9JQR-BLK	K9JQR1AA	UXX0568	04/03/09	1228
05	SCFWW-001-00	K9C691AA	UXX0577	04/03/09	1542
06	SCFWW-002-00	K9C7F1AA	UXX0578	04/03/09	1603
07	SCFWW-003-00	K9C7J1AA	UXX0579	04/03/09	1625
08	SCFQC-002-00	K9C7L1AA	UXX0580	04/03/09	1646
09					
10					
11					
12					
13					
14					
15					
16					
17					
18					
19					
20					
21					
22					

5A

VOLATILE ORGANIC GC/MS TUNING AND MASS CALIBRATION - BROMOFLUOROBENZENE (BFB)

Lab Name: NORTH CANTON Contract:

Lab Code: TALCAN Case No.: SAS No.: SDG No.: A9C310174

Lab File ID: BFB854 BFB Injection Date: 12/01/08

Instrument ID: A3UX12 BFB Injection Time: 1659

Matrix: (soil/water) WATER Level: (low/med) LOW Column: (pack/cap) CAP

m/e	ION ABUNDANCE CRITERIA	% RELATIVE ABUNDANCE
50	15.0 - 40.0% of mass 95	18.6
75	30.0 - 60.0% of mass 95	49.1
95	Base Peak, 100% relative abundance	100.0
96	5.0 - 9.0% of mass 95	6.8
173	Less than 2.0% of mass 174	0.0 (0.0)1
174	50.0 - 100.0% of mass 95	86.4
175	5.0 - 9.0% of mass 174	6.7 (7.7)1
176	Greater than 95.0%, but less than 101.0% of mass 174	84.7 (98.0)1
177	5.0 - 9.0% of mass 176	5.8 (6.8)2

1-Value is % of mass 174 2-Value is % of mass 176

THIS TUNE APPLIES TO THE FOLLOWING SAMPLES, MS, MSD, BLANKS, AND STANDARDS:

	EPA SAMPLE NO.	LAB SAMPLE ID	LAB FILE ID	DATE ANALYZED	TIME ANALYZED
01	VSTD100	500NG-IC	UX123495	12/01/08	1726
02	VSTD050	250NG-IC	UX123496	12/01/08	1750
03	VSTD020	100NG-IC	UX123497	12/01/08	1814
04	VSTD005	25NG-IC	UX123498	12/01/08	1838
05	VSTD001	5NG-IC	UX123499	12/01/08	1902
06	VSTD0.5	2.5NG-IC	UX123500	12/01/08	1927
07					
08					
09					
10					
11					
12					
13					
14					
15					
16					
17					
18					
19					
20					
21					
22					

5A

VOLATILE ORGANIC GC/MS TUNING AND MASS CALIBRATION - BROMOFLUOROBENZENE (BFB)

Lab Name: NORTH CANTON Contract:

Lab Code: TALCAN Case No.: SAS No.: SDG No.: A9C310174

Lab File ID: BFB934 BFB Injection Date: 04/09/09

Instrument ID: A3UX12 BFB Injection Time: 1621

Matrix: (soil/water) WATER Level: (low/med) LOW Column: (pack/cap) CAP

m/e	ION ABUNDANCE CRITERIA	% RELATIVE ABUNDANCE
50	15.0 - 40.0% of mass 95	17.8
75	30.0 - 60.0% of mass 95	49.8
95	Base Peak, 100% relative abundance	100.0
96	5.0 - 9.0% of mass 95	7.2
173	Less than 2.0% of mass 174	0.0 (0.0)1
174	50.0 - 100.0% of mass 95	88.9
175	5.0 - 9.0% of mass 174	7.1 (8.0)1
176	Greater than 95.0%, but less than 101.0% of mass 174	85.6 (96.3)1
177	5.0 - 9.0% of mass 176	6.0 (7.0)2

1-Value is % of mass 174 2-Value is % of mass 176

THIS TUNE APPLIES TO THE FOLLOWING SAMPLES, MS, MSD, BLANKS, AND STANDARDS:

	EPA SAMPLE NO.	LAB SAMPLE ID	LAB FILE ID	DATE ANALYZED	TIME ANALYZED
01	VSTD020	100NG-CC	UX125146	04/09/09	1648
02	K9V7M-CHK	K9V7M1AA	UX125147	04/09/09	1713
03	K9EVD-BLK	K9EVD1AA	UX125148	04/09/09	1736
04	SCFWW-001-00	K9C691CD	UX125153	04/09/09	1938
05	SCFWW-002-00	K9C7F1CD	UX125154	04/09/09	2003
06	SCFWW-003-00	K9C7J1CD	UX125155	04/09/09	2028
07	SCFMW-001-00	K9C7R1CD	UX125156	04/09/09	2052
08	SCFMW-002-00	K9C7W1CD	UX125157	04/09/09	2117
09	SCFMW-003-00	K9C711CD	UX125158	04/09/09	2140
10	SCFMW-004-00	K9C721CD	UX125159	04/09/09	2205
11	SCFMW-004-00	K9C731CD	UX125160	04/09/09	2228
12	SCFMW-005-00	K9C761CD	UX125161	04/09/09	2251
13	SCFMW-006-00	K9C771CD	UX125162	04/09/09	2315
14					
15					
16					
17					
18					
19					
20					
21					
22					

8A

VOLATILE INTERNAL STANDARD AREA SUMMARY

Lab Name: NORTH CANTON Contract:

Lab Code: TALCAN Case No.: SAS No.: SDG No.: A9C310174

Lab File ID (Standard): UX86697 Date Analyzed: 04/08/09

Instrument ID: A3UX8A Time Analyzed: 1824

Matrix: (soil/water) SOIL Level: (low/med) LOW Column: (pack/cap) CAP

		IS1 AREA #	RT	IS2 (CBZ) AREA #	RT	IS3 (DCB) AREA #	RT
	12 HOUR STD	1113993	5.31	797134	7.85	368444	10.04
	UPPER LIMIT	2227986	5.81	1594268	8.35	736888	10.54
	LOWER LIMIT	556997	4.81	398567	7.35	184222	9.54
	EPA SAMPLE NO.						
01	K9THL-CHK	1054830	5.31	766164	7.85	348463	10.04
02	K9THL-BLK	970148	5.31	712438	7.85	317791	10.04
03	K9THL-CKDUP	1014518	5.31	708739	7.84	312769	10.04
04	SCFMW-001-00	981420	5.30	683515	7.85	247871	10.04
05	SCFMW-002-00	931662	5.30	607338	7.85	187073	10.04
06	SCFMW-003-00	994088	5.31	720803	7.85	301334	10.04
07	SCFMW-004-00	869603	5.30	593779	7.85	181787*	10.04
08	SCFMW-005-00	919755	5.31	636792	7.85	231706	10.04
09	SCFMW-006-00	870099	5.31	642140	7.85	258118	10.04
10	SCFQC-001-00	916093	5.30	667839	7.85	273775	10.04
11	SCFQC-001-00	837209	5.30	604322	7.85	254138	10.04
12	SCFMW-004-00	879435	5.31	622817	7.85	255766	10.04
13							
14							
15							
16							
17							
18							
19							
20							
21							
22							

IS1 = Fluorobenzene
IS2 (CBZ) = Chlorobenzene-d5
IS3 (DCB) = 1,4-Dichlorobenzene-d4

UPPER LIMIT = +100% of internal standard area.
LOWER LIMIT = - 50% of internal standard area.

Column used to flag internal standard area values with an asterisk.

8A

VOLATILE INTERNAL STANDARD AREA SUMMARY

Lab Name: NORTH CANTON Contract:

Lab Code: TALCAN Case No.: SAS No.: SDG No.: A9C310174

Lab File ID (Standard): UXX0562 Date Analyzed: 04/03/09

Instrument ID: A3UX10 Time Analyzed: 1004

Matrix: (soil/water) WATER Level: (low/med) LOW Column: (pack/cap) CAP

		IS1 (CBZ) AREA #	RT	IS2 (DCB) AREA #	RT	IS3 AREA #	RT
	12 HOUR STD	1297654	8.07	785309	10.33	1825877	5.37
	UPPER LIMIT	2595308	8.57	1570618	10.83	3651754	5.87
	LOWER LIMIT	648827	7.57	392655	9.83	912939	4.87
	EPA SAMPLE NO.						
01	K9JQR-CHK	1165867	8.07	675702	10.32	1637658	5.37
02	K9JQR-CKDUP	1130928	8.07	629740	10.33	1617910	5.37
03	K9JQR-BLK	1031691	8.07	526723	10.33	1483723	5.37
04	SCFWW-001-00	1038189	8.07	599426	10.33	1411823	5.37
05	SCFWW-002-00	1034863	8.07	608850	10.33	1438090	5.37
06	SCFWW-003-00	1007045	8.07	608997	10.33	1404365	5.37
07	SCFQC-002-00	1031182	8.07	586567	10.33	1442394	5.37
08							
09							
10							
11							
12							
13							
14							
15							
16							
17							
18							
19							
20							
21							
22							

IS1 (CBZ) = Chlorobenzene-d5
IS2 (DCB) = 1,4-Dichlorobenzene-d4
IS3 = Fluorobenzene

UPPER LIMIT = +100% of internal standard area.
LOWER LIMIT = - 50% of internal standard area.

Column used to flag internal standard area values with an asterisk.

8A

VOLATILE INTERNAL STANDARD AREA SUMMARY

Lab Name: NORTH CANTON Contract:

Lab Code: TALCAN Case No.: SAS No.: SDG No.: A9C310174

Lab File ID (Standard): UX125146 Date Analyzed: 04/09/09

Instrument ID: A3UX12 Time Analyzed: 1648

Matrix: (soil/water) WATER Level: (low/med) LOW Column: (pack/cap) CAP

		IS1 (CBZ) AREA #	RT	IS2 (DCB) AREA #	RT	IS3 AREA #	RT
	12 HOUR STD	561051	8.14	314684	10.38	631882	5.45
	UPPER LIMIT	1122102	8.64	629368	10.88	1263764	5.95
	LOWER LIMIT	280526	7.64	157342	9.88	315941	4.95
	EPA SAMPLE NO.						
01	K9V7M-CHK	562302	8.14	325207	10.38	627364	5.45
02	K9EVD-BLK	544729	8.14	294249	10.38	612366	5.45
03	SCFWW-001-00	545266	8.14	294459	10.38	594790	5.45
04	SCFWW-002-00	530619	8.14	295469	10.38	592174	5.47
05	SCFWW-003-00	533236	8.14	292455	10.38	601129	5.47
06	SCFMW-001-00	520613	8.14	294473	10.38	591064	5.45
07	SCFMW-002-00	543938	8.14	289063	10.38	600096	5.45
08	SCFMW-003-00	539073	8.14	291994	10.38	591274	5.45
09	SCFMW-004-00	549165	8.14	283437	10.38	604250	5.45
10	SCFMW-004-00	539159	8.14	285442	10.38	598002	5.45
11	SCFMW-005-00	543242	8.14	287528	10.38	600785	5.45
12	SCFMW-006-00	515840	8.14	281136	10.38	574167	5.45
13							
14							
15							
16							
17							
18							
19							
20							
21							
22							

IS1 (CBZ) = Chlorobenzene-d5
IS2 (DCB) = 1,4-Dichlorobenzene-d4
IS3 = Fluorobenzene

UPPER LIMIT = +100% of internal standard area.
LOWER LIMIT = - 50% of internal standard area.

Column used to flag internal standard area values with an asterisk.

TestAmerica
THE LEADER IN ENVIRONMENTAL TESTING

SAMPLE DATA

Science Applications International Corp

Client Sample ID: SCFww-001-0004-WW

GC/MS Volatiles

Lot-Sample #...: A9C310174-002 **Work Order #...:** K9C691AA **Matrix.....:** WG
Date Sampled...: 03/27/09 11:40 **Date Received..:** 03/28/09
Prep Date.....: 04/03/09 **Analysis Date..:** 04/03/09
Prep Batch #...: 9093216
Dilution Factor: 1 **Initial Wgt/Vol:** 5 mL **Final Wgt/Vol..:** 5 mL
Method.....: SW846 8260B

PARAMETER	RESULT	REPORTING LIMIT	UNITS
1,2-Dichloroethene (total)	ND	1.0	ug/L
1,2-Dichloropropane	ND	1.0	ug/L
cis-1,3-Dichloropropene	ND	1.0	ug/L
trans-1,3-Dichloropropene	ND	1.0	ug/L
Ethylbenzene	**0.20 J**	**1.0**	**ug/L**
2-Hexanone	ND	10	ug/L
Methylene chloride	ND	1.0	ug/L
4-Methyl-2-pentanone	**0.40 J**	**10**	**ug/L**
Styrene	ND	1.0	ug/L
1,1,2,2-Tetrachloroethane	ND	1.0	ug/L
Tetrachloroethene	ND	1.0	ug/L
Toluene	**3.1**	**1.0**	**ug/L**
1,1,1-Trichloroethane	ND	1.0	ug/L
1,1,2-Trichloroethane	ND	1.0	ug/L
Trichloroethene	ND	1.0	ug/L
Vinyl chloride	ND	1.0	ug/L
Xylenes (total)	**0.35 J**	**2.0**	**ug/L**
Acetone	**15**	**10**	**ug/L**
Benzene	ND	1.0	ug/L
Bromochloromethane	ND	1.0	ug/L
Bromodichloromethane	ND	1.0	ug/L
Bromoform	ND	1.0	ug/L
Bromomethane	ND	1.0	ug/L
2-Butanone	**2.4 J**	**10**	**ug/L**
Carbon disulfide	ND	1.0	ug/L
Carbon tetrachloride	ND	1.0	ug/L
Chlorobenzene	ND	1.0	ug/L
Dibromochloromethane	ND	1.0	ug/L
Chloroethane	ND	1.0	ug/L
Chloroform	ND	1.0	ug/L
Chloromethane	ND	1.0	ug/L
1,2-Dibromoethane	ND	1.0	ug/L
1,1-Dichloroethane	ND	1.0	ug/L
1,2-Dichloroethane	ND	1.0	ug/L
1,1-Dichloroethene	ND	1.0	ug/L

(Continued on next page)

Science Applications International Corp

Client Sample ID: SCFww-001-0004-WW

GC/MS Volatiles

Lot-Sample #...: A9C310174-002 **Work Order #...:** K9C691AA **Matrix.....:** WG

SURROGATE	PERCENT RECOVERY	RECOVERY LIMITS
Dibromofluoromethane	101	(50 - 150)
1,2-Dichloroethane-d4	100	(50 - 150)
Toluene-d8	91	(50 - 150)
4-Bromofluorobenzene	86	(50 - 150)

NOTE(S):

J Estimated result. Result is less than RL.

Data File: \\cansvr11\dd\chem\MSV\a3ux10.i\P90403A.b\UXX0577.D
Report Date: 06-Apr-2009 10:13

STL Inc North Canton

VOLATILE REPORT SW-846 Method 8260A/B

Data file : \\cansvr11\dd\chem\MSV\a3ux10.i\P90403A.b\UXX0577.D
Lab Smp Id: K9C691AA Client Smp ID: SCFww-001-0004-WW
Inj Date : 03-APR-2009 15:42
Operator : 1904 Inst ID: a3ux10.i
Smp Info : K9C691AA,5ML/5ML
Misc Info : P90403A,8260LLUX10,,1904
Comment   :
Method   : \\cansvr11\dd\chem\MSV\a3ux10.i\P90403A.b\8260LLUX10.m
Meth Date : 03-Apr-2009 16:08 quayler Quant Type: ISTD
Cal Date : 02-MAR-2009 23:12 Cal File: UXX9863.D
Als bottle: 16
Dil Factor: 1.00000
Integrator: HP RTE Compound Sublist: 4-8260+IX.sub
Target Version: 4.14
Processing Host: CANSVR11

Concentration Formula: Amt * DF * 1/Vo * CpndVariable

Name	Value	Description
DF	1.000	Dilution Factor
Vo	5.000	Sample volume
Va	100.000	Injection Volume
Cpnd Variable		Local Compound Variable

Compounds	QUANT SIG MASS	RT	EXP RT	REL RT	RESPONSE	CONCENTRATIONS ON-COLUMN (ng)	FINAL (ug/L)
* 1 Fluorobenzene	96	5.373	5.373	(1.000)	1411823	50.0000	
* 2 Chlorobenzene-d5	117	8.071	8.071	(1.000)	1038189	50.0000	
* 3 1,4-Dichlorobenzene-d4	152	10.331	10.331	(1.000)	599426	50.0000	
$ 4 Dibromofluoromethane	113	4.794	4.793	(0.892)	292333	50.6378	10.128
$ 5 1,2-Dichloroethane-d4	65	5.089	5.089	(0.947)	371659	50.2022	10.040
$ 6 Toluene-d8	98	6.746	6.746	(0.836)	1060007	45.7152	9.143
$ 7 Bromofluorobenzene	95	9.184	9.183	(1.138)	371146	43.0664	8.613
8 Dichlorodifluoromethane	85	Compound Not Detected.					
9 Chloromethane	50	Compound Not Detected.					
10 Vinyl Chloride	62	Compound Not Detected.					
11 Bromomethane	94	Compound Not Detected.					
12 Chloroethane	64	Compound Not Detected.					
13 Trichlorofluoromethane	101	Compound Not Detected.					
15 Acrolein	56	Compound Not Detected.					
16 Acetone	43	2.948	2.948	(0.549)	182254	73.0549	14.611
17 1,1-Dichloroethene	96	Compound Not Detected.					
18 Freon-113	151	Compound Not Detected.					
19 Iodomethane	142	Compound Not Detected.					
20 Carbon Disulfide	76	Compound Not Detected.					
21 Methylene Chloride	84	Compound Not Detected.					

22	Acetonitrile	41	Compound Not Detected.
23	Acrylonitrile	53	Compound Not Detected.

Data File: \\cansvr11\dd\chem\MSV\a3ux10.i\P90403A.b\UXX0577.D
Report Date: 06-Apr-2009 10:13

	Compounds	QUANT SIG MASS	RT	EXP RT	REL RT	RESPONSE	CONCENTRATIONS ON-COLUMN (ng)	FINAL (ug/L)
	24 Methyl tert-butyl ether	73	Compound Not Detected.					
	25 trans-1,2-Dichloroethene	96	Compound Not Detected.					
	26 Hexane	86	Compound Not Detected.					
	27 Vinyl acetate	43	Compound Not Detected.					
	28 1,1-Dichloroethane	63	Compound Not Detected.					
	29 tert-Butyl Alcohol	59	Compound Not Detected.					
	30 2-Butanone	43	4.403	4.403	(0.819)	40605	12.2340	2.447
M	31 1,2-Dichloroethene (total)	96	Compound Not Detected.					
	32 cis-1,2-dichloroethene	96	Compound Not Detected.					
	33 2,2-Dichloropropane	77	Compound Not Detected.					
	34 Bromochloromethane	128	Compound Not Detected.					
	35 Chloroform	83	Compound Not Detected.					
	36 Tetrahydrofuran	42	4.652	4.651	(0.866)	5514	2.67105	0.5342
	37 1,1,1-Trichloroethane	97	Compound Not Detected.					
	38 1,1-Dichloropropene	75	Compound Not Detected.					
	39 Carbon Tetrachloride	117	Compound Not Detected.					
	40 1,2-Dichloroethane	62	Compound Not Detected.					
	41 Benzene	78	Compound Not Detected.					
	42 Trichloroethene	130	Compound Not Detected.					
	43 1,2-Dichloropropane	63	Compound Not Detected.					
	44 1,4-Dioxane	88	Compound Not Detected.					
	45 Dibromomethane	93	Compound Not Detected.					
	46 Bromodichloromethane	83	Compound Not Detected.					
	47 2-Chloroethyl vinyl ether	63	Compound Not Detected.					
	48 cis-1,3-Dichloropropene	75	Compound Not Detected.					
	49 4-Methyl-2-pentanone	43	6.616	6.628	(1.231)	12527	1.97618	0.3952
	50 Toluene	91	6.805	6.805	(0.843)	438713	15.5790	3.116
	51 trans-1,3-Dichloropropene	75	Compound Not Detected.					
	52 Ethyl Methacrylate	69	Compound Not Detected.					
	53 1,1,2-Trichloroethane	97	Compound Not Detected.					
	54 1,3-Dichloropropane	76	Compound Not Detected.					
	55 Tetrachloroethene	164	Compound Not Detected.					
	56 2-Hexanone	43	Compound Not Detected.					
	57 Dibromochloromethane	129	Compound Not Detected.					
	58 1,2-Dibromoethane	107	Compound Not Detected.					
	59 Chlorobenzene	112	Compound Not Detected.					
	60 1,1,1,2-Tetrachloroethane	131	Compound Not Detected.					
	61 Ethylbenzene	106	8.190	8.189	(1.015)	9426	0.97870	0.1957
	62 m + p-Xylene	106	8.296	8.308	(1.028)	21201	1.73068	0.3461
M	63 Xylenes (total)	106				21201	1.73068	0.3461
	64 Xylene-o	106	Compound Not Detected.					
	65 Styrene	104	Compound Not Detected.					
	66 Bromoform	173	Compound Not Detected.					
	67 Isopropylbenzene	105	Compound Not Detected.					
	68 1,1,2,2-Tetrachloroethane	83	Compound Not Detected.					
	69 1,4-Dichloro-2-butene	53	Compound Not Detected.					
	70 1,2,3-Trichloropropane	110	Compound Not Detected.					
	71 Bromobenzene	156	Compound Not Detected.					
	72 n-Propylbenzene	120	Compound Not Detected.					
	73 2-Chlorotoluene	126	Compound Not Detected.					
	74 1,3,5-Trimethylbenzene	105	Compound Not Detected.					
	75 4-Chlorotoluene	126	Compound Not Detected.					

76	tert-Butylbenzene	119	Compound Not Detected.
77	1,2,4-Trimethylbenzene	105	Compound Not Detected.

Data File: \\cansvr11\dd\chem\MSV\a3ux10.i\P90403A.b\UXX0577.D
Report Date: 06-Apr-2009 10:13

	Compounds	QUANT SIG MASS	RT	EXP RT	REL RT	RESPONSE	CONCENTRATIONS ON-COLUMN (ng)	CONCENTRATIONS FINAL (ug/L)
78	sec-Butylbenzene	105	Compound Not Detected.					
79	4-Isopropyltoluene	119	Compound Not Detected.					
80	1,3-Dichlorobenzene	146	Compound Not Detected.					
81	1,4-Dichlorobenzene	146	Compound Not Detected.					
82	n-Butylbenzene	91	Compound Not Detected.					
83	1,2-Dichlorobenzene	146	Compound Not Detected.					
84	1,2-Dibromo-3-chloropropane	157	Compound Not Detected.					
85	1,2,4-Trichlorobenzene	180	Compound Not Detected.					
86	Hexachlorobutadiene	225	Compound Not Detected.					
87	Naphthalene	128	Compound Not Detected.					
88	1,2,3-Trichlorobenzene	180	Compound Not Detected.					
14	Dichlorofluoromethane	67	Compound Not Detected.					
89	Ethyl Ether	59	Compound Not Detected.					
91	3-Chloropropene	76	Compound Not Detected.					
92	Isopropyl Ether	87	Compound Not Detected.					
93	2-Chloro-1,3-butadiene	53	Compound Not Detected.					
94	Propionitrile	54	Compound Not Detected.					
95	Ethyl Acetate	43	Compound Not Detected.					
96	Methacrylonitrile	41	Compound Not Detected.					
97	Isobutanol	41	Compound Not Detected.					
99	n-Butanol	56	Compound Not Detected.					
100	Methyl Methacrylate	41	Compound Not Detected.					
101	2-Nitropropane	41	Compound Not Detected.					
103	Cyclohexanone	55	Compound Not Detected.					
98	Cyclohexane	56	Compound Not Detected.					
143	Methyl Acetate	43	Compound Not Detected.					
144	Methylcyclohexane	83	Compound Not Detected.					
141	1,3,5-Trichlorobenzene	180	Compound Not Detected.					
146	2-Methylnaphthalene	142	Compound Not Detected.					
149	Vinyl Acetate-86	86	Compound Not Detected.					

Data File: \\cansvr11\dd\chem\MSV\a3ux10.i\P90403A.b\UXX0577.D
Report Date: 06-Apr-2009 10:13

STL Inc North Canton

INTERNAL STANDARD COMPOUNDS
AREA AND RT SUMMARY

Instrument ID: a3ux10.i
Lab File ID: UXX0577.D
Lab Smp Id: K9C691AA
Analysis Type: VOA
Quant Type: ISTD
Operator: 1904
Method File: \\cansvr11\dd\chem\MSV\a3ux10.i\P90403A.b\8260LLUX10.m
Misc Info: P90403A,8260LLUX10,,1904

Calibration Date: 03-APR-2009
Calibration Time: 10:04
Client Smp ID: SCFww-001-0004-WW
Level: LOW
Sample Type: WATER

		AREA LIMIT			
COMPOUND	STANDARD	LOWER	UPPER	SAMPLE	%DIFF
1 Fluorobenzene	1825877	912939	3651754	1411823	-22.68
2 Chlorobenzene-d5	1297654	648827	2595308	1038189	-19.99
3 1,4-Dichlorobenze	785309	392655	1570618	599426	-23.67

		RT LIMIT			
COMPOUND	STANDARD	LOWER	UPPER	SAMPLE	%DIFF
1 Fluorobenzene	5.37	4.87	5.87	5.37	0.00
2 Chlorobenzene-d5	8.07	7.57	8.57	8.07	0.00
3 1,4-Dichlorobenze	10.33	9.83	10.83	10.33	0.00

AREA UPPER LIMIT = +100% of internal standard area.
AREA LOWER LIMIT = - 50% of internal standard area.
RT UPPER LIMIT = + 0.50 minutes of internal standard RT.
RT LOWER LIMIT = - 0.50 minutes of internal standard RT.

Data File: \\cansvr11\dd\chem\MSV\a3ux10.i\P90403A.b\UXX0577.D
Date : 03-APR-2009 15:42
Client ID: SCFww-001-0004-WW
Sample Info: K9C691AA,5ML/5ML
Purge Volume: 5.0
Column phase: DB624
Instrument: a3ux10.i
Operator: 1904
Column diameter: 0.18
Y (x10^6)
Min
-Acetone
-2-Butanone
-Tetrahydrofuran
-Dibromofluoromethane
-1,2-Dichloroethane-d4
Fluorobenzene
-4-Methyl-2-pentanone
-Toluene
Toluene-d8
-Ethylbenzene
-m + p-Xylene
Chlorobenzene-d5
-Bromofluorobenzene
1,4-Dichlorobenzene-d4
\\cansvr11\dd\chem\MSV\a3ux10.i\P90403A.b\UXX0577.D

Data File: \\cansvr11\dd\chem\MSV\a3ux10.i\P90403A.b\UXX0577.D

Date : 03-APR-2009 15:42

Client ID: SCFww-001-0004-WW | Instrument: a3ux10.i

Sample Info: K9C691AA,5ML/5ML

Purge Volume: 5.0 | Operator: 1904

Column phase: DB624 | Column diameter: 0.18

16 Acetone | Concentration: 14.611 ug/L

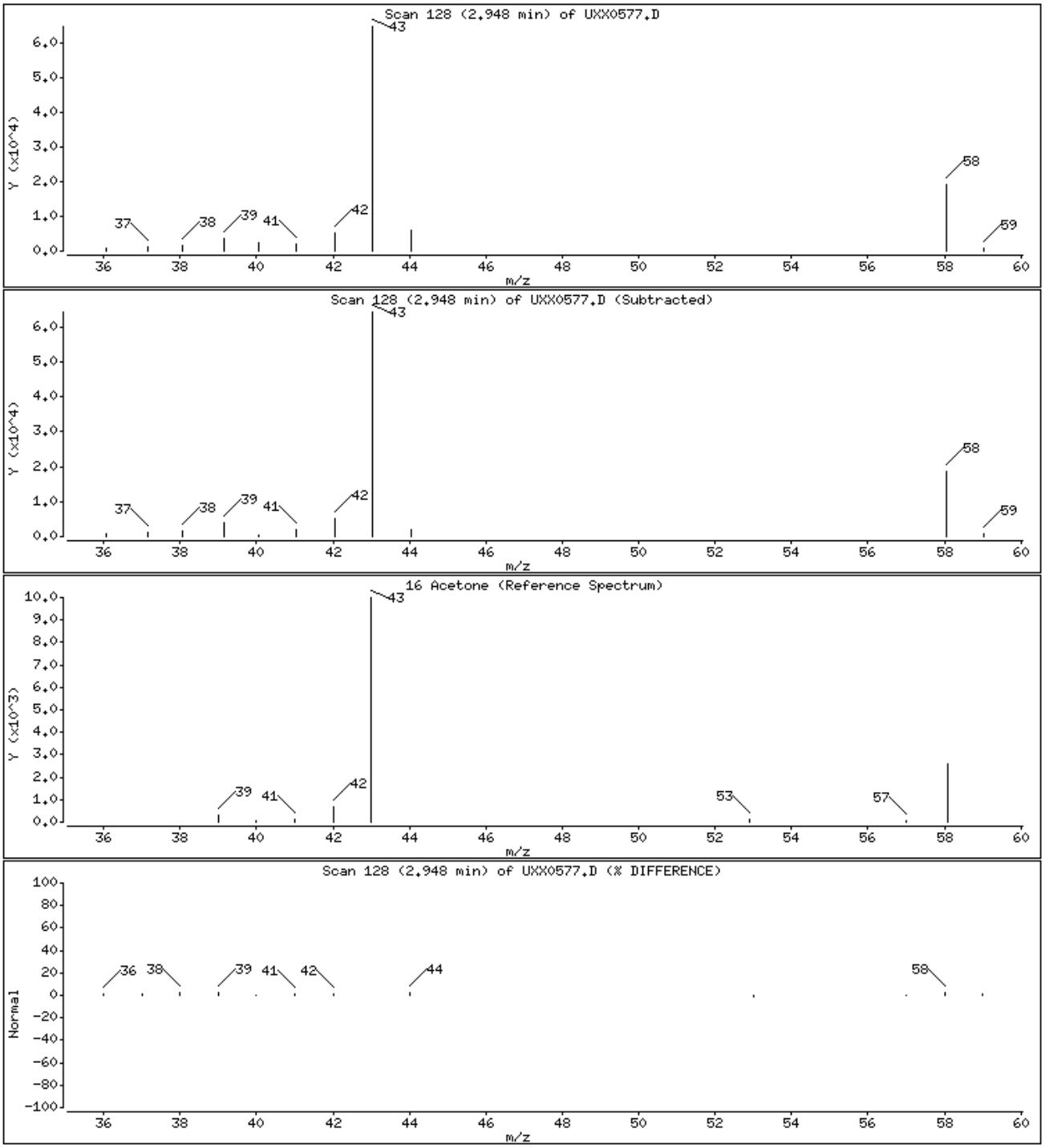

Data File: \\cansvr11\dd\chem\MSV\a3ux10.i\P90403A.b\UXX0577.D

Date : 03-APR-2009 15:42

Client ID: SCFww-001-0004-WW | Instrument: a3ux10.i

Sample Info: K9C691AA,5ML/5ML

Purge Volume: 5.0 | Operator: 1904

Column phase: DB624 | Column diameter: 0.18

30 2-Butanone | Concentration: 2.447 ug/L

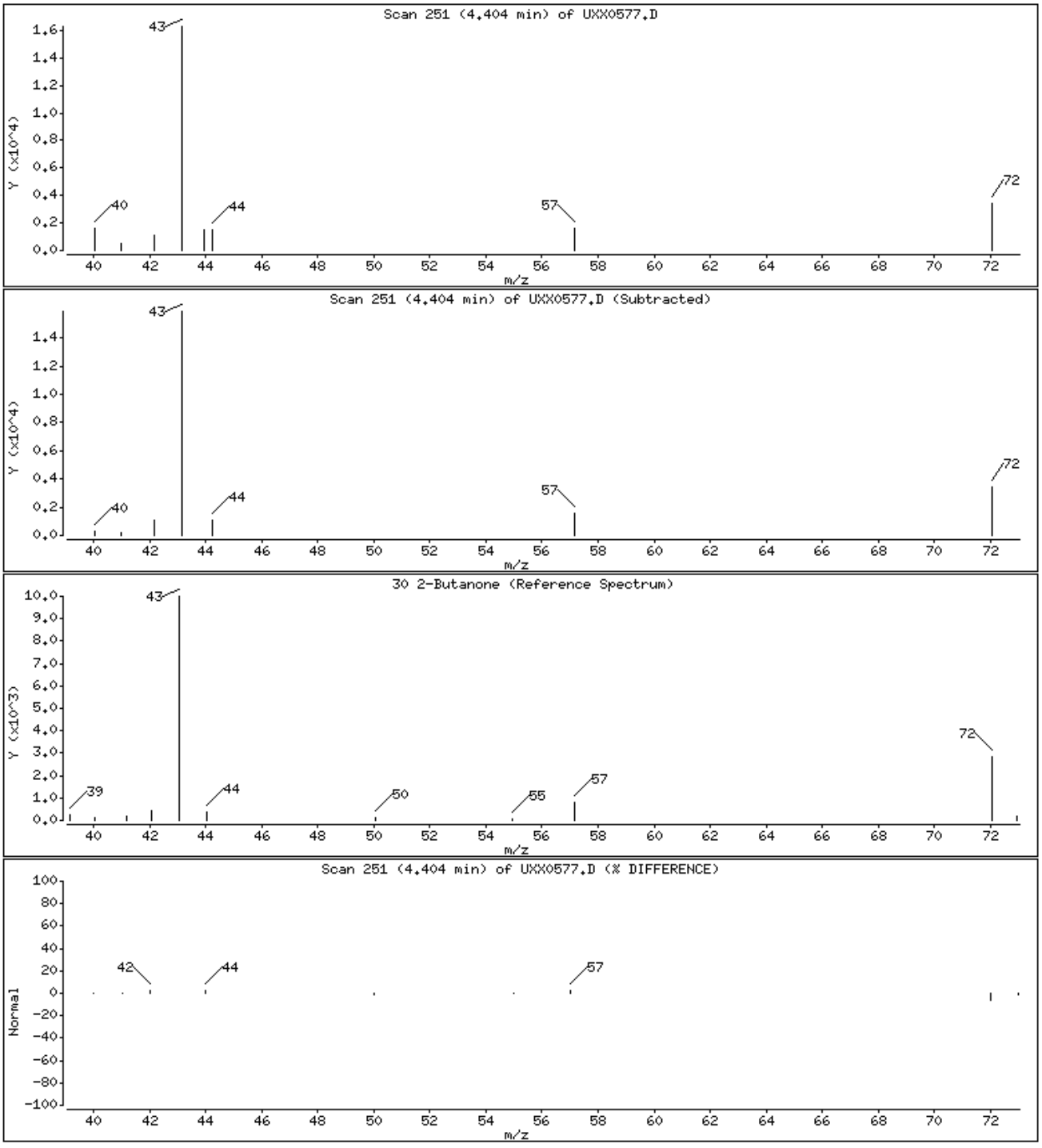

Data File: \\cansvr11\dd\chem\MSV\a3ux10.i\P90403A.b\UXX0577.D

Date : 03-APR-2009 15:42

Client ID: SCFww-001-0004-WW | Instrument: a3ux10.i

Sample Info: K9C691AA,5ML/5ML

Purge Volume: 5.0 | Operator: 1904

Column phase: DB624 | Column diameter: 0.18

36 Tetrahydrofuran | Concentration: 0.5342 ug/L

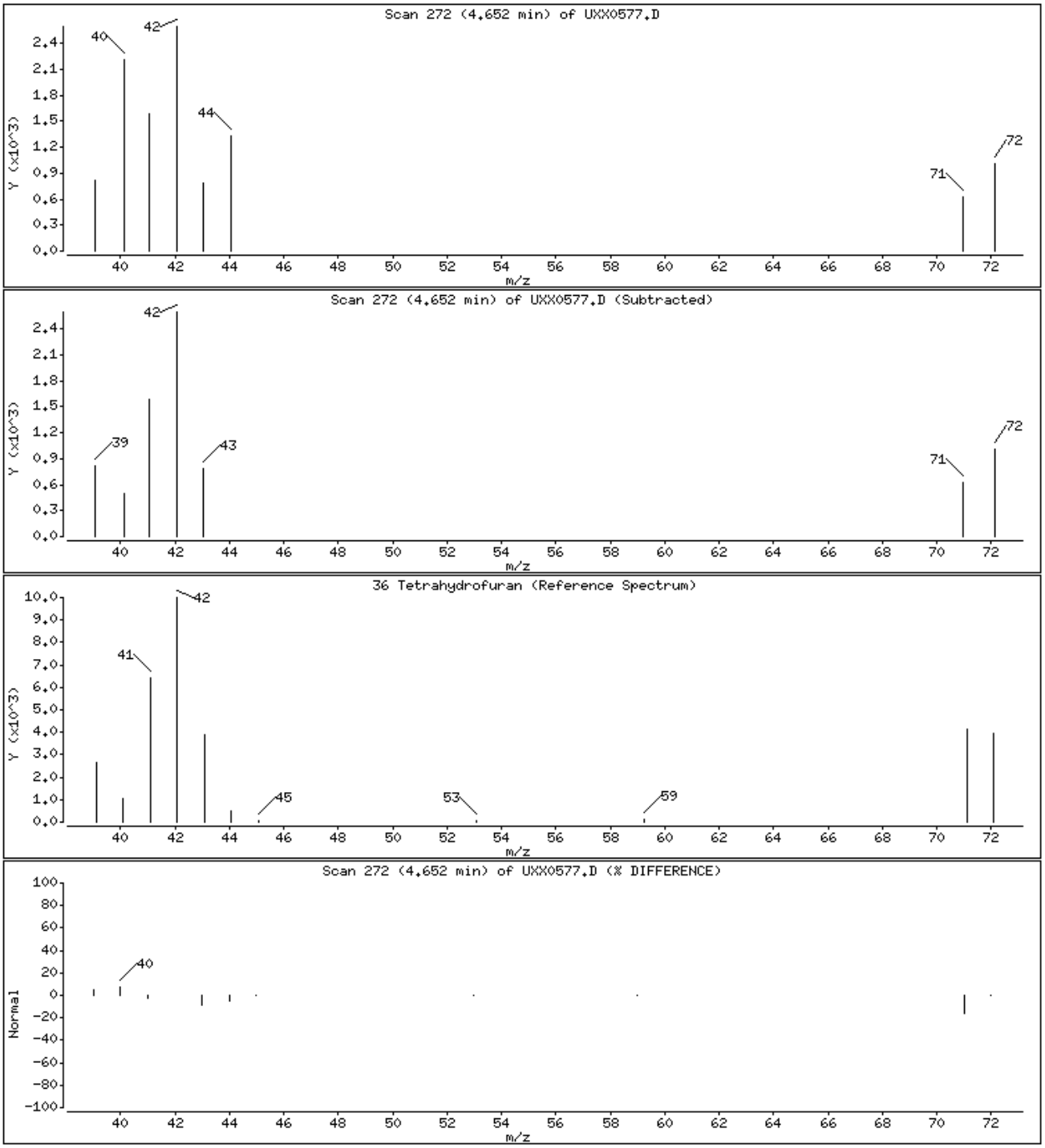

Data File: \\cansvr11\dd\chem\MSV\a3ux10.i\P90403A.b\UXX0577.D

Date : 03-APR-2009 15:42

Client ID: SCFww-001-0004-WW | Instrument: a3ux10.i

Sample Info: K9C691AA,5ML/5ML

Purge Volume: 5.0 | Operator: 1904

Column phase: DB624 | Column diameter: 0.18

49 4-Methyl-2-pentanone | Concentration: 0.3952 ug/L

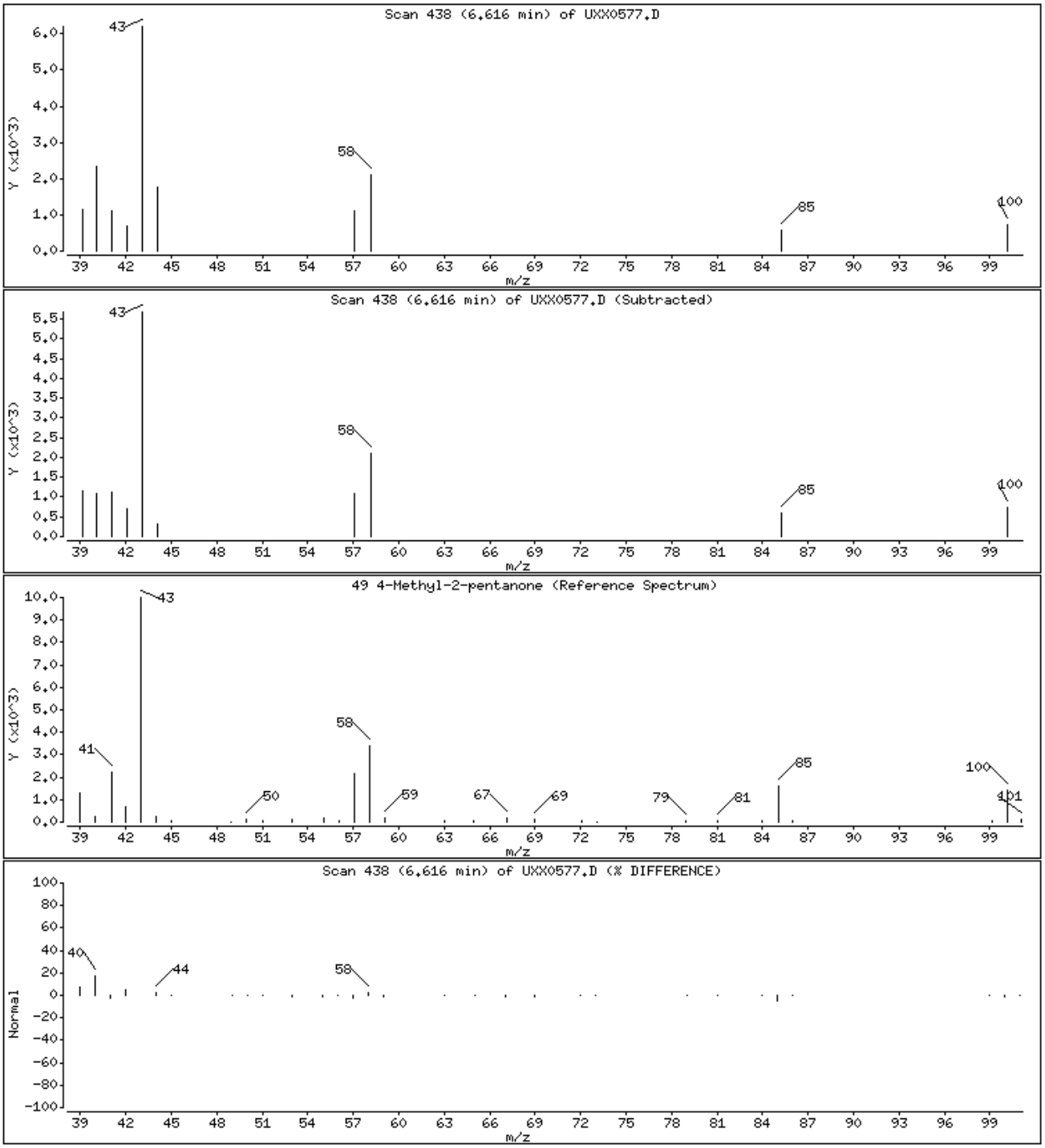

Data File: \\cansvr11\dd\chem\MSV\a3ux10.i\P90403A.b\UXX0577.D

Date : 03-APR-2009 15:42

Client ID: SCFww-001-0004-WW | Instrument: a3ux10.i

Sample Info: K9C691AA,5ML/5ML

Purge Volume: 5.0 | Operator: 1904

Column phase: DB624 | Column diameter: 0.18

50 Toluene | Concentration: 3.116 ug/L

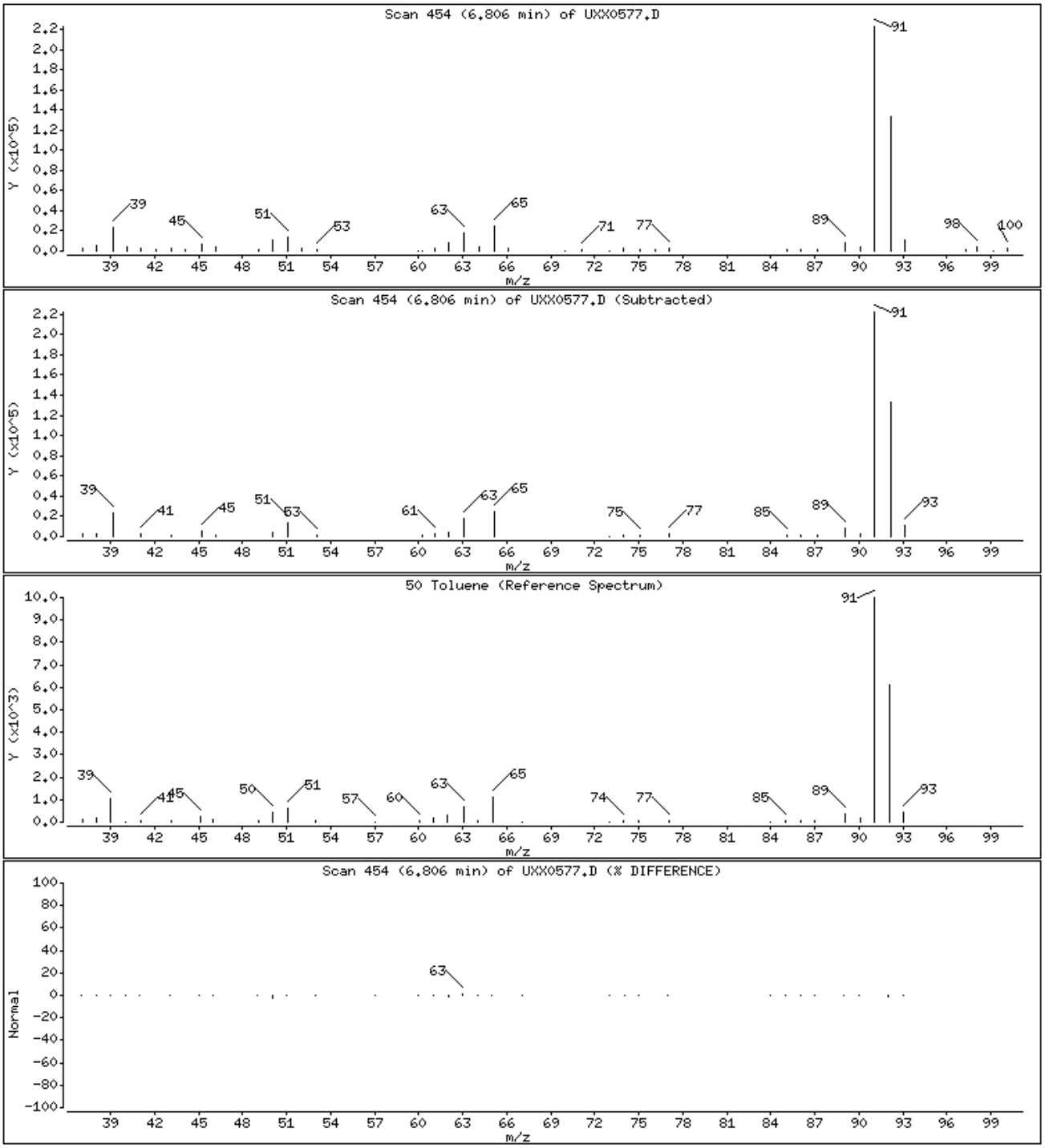

Data File: \\cansvr11\dd\chem\MSV\a3ux10.i\P90403A.b\UXX0577.D

Date : 03-APR-2009 15:42

Client ID: SCFww-001-0004-WW

Instrument: a3ux10.i

Sample Info: K9C691AA,5ML/5ML

Purge Volume: 5.0

Operator: 1904

Column phase: DB624

Column diameter: 0.18

61 Ethylbenzene

Concentration: 0.1957 ug/L

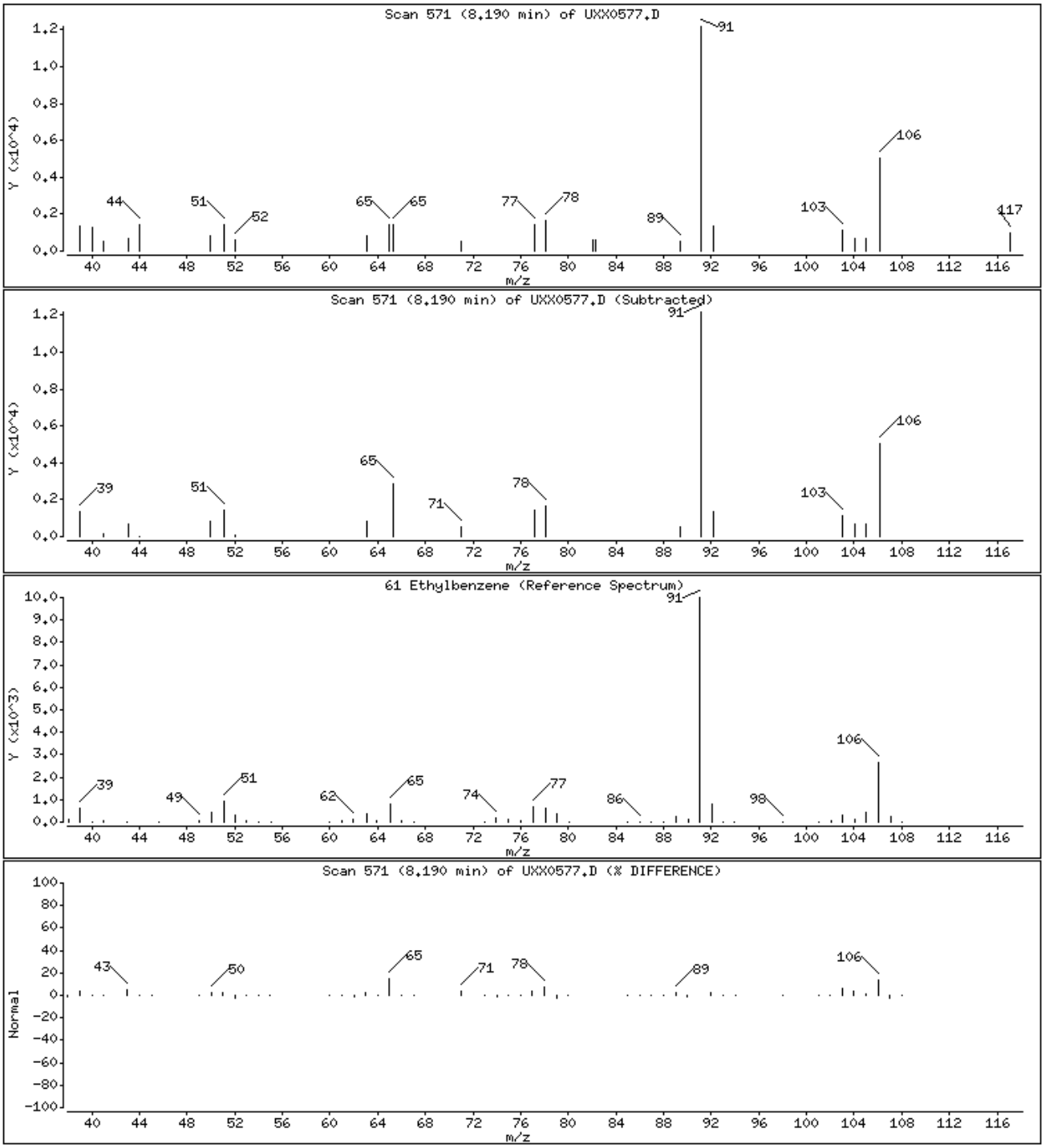

Data File: \\cansvr11\dd\chem\MSV\a3ux10.i\P90403A.b\UXX0577.D

Date : 03-APR-2009 15:42

Client ID: SCFww-001-0004-WW | Instrument: a3ux10.i

Sample Info: K9C691AA,5ML/5ML

Purge Volume: 5.0 | Operator: 1904

Column phase: DB624 | Column diameter: 0.18

62 m + p-Xylene | Concentration: 0.3461 ug/L

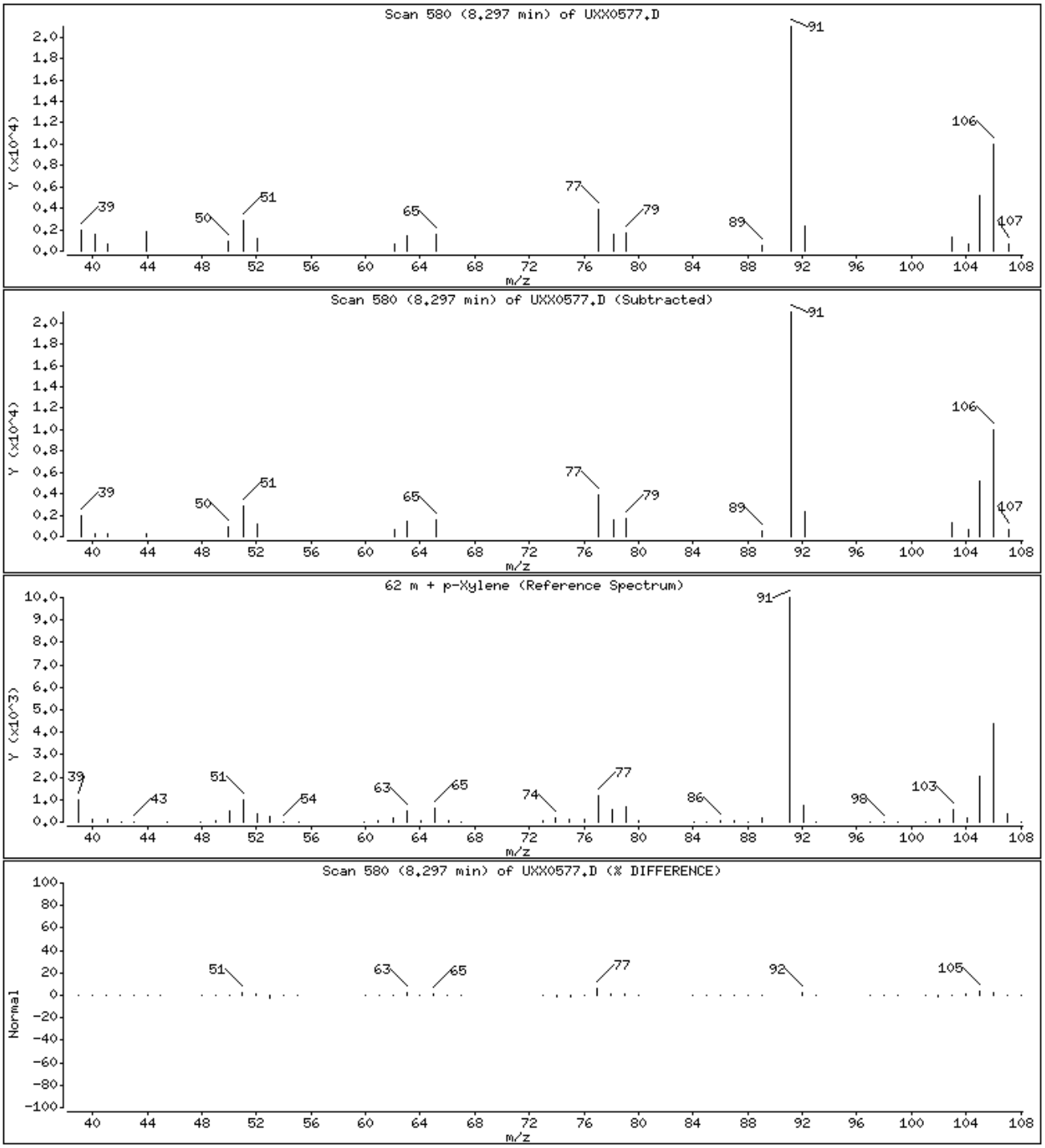

Science Applications International Corp

Client Sample ID: SCFww-001-0004-WW

TCLP GC/MS Volatiles

Lot-Sample #...: A9C310174-002 **Work Order #...:** K9C691CD **Matrix.....:** WG
Date Sampled...: 03/27/09 11:40 **Date Received..:** 03/28/09
Leach Date.....: 04/01/09 **Prep Date.....:** 04/09/09 **Analysis Date..:** 04/09/09
Leach Batch #..: P909115 **Prep Batch #...:** 9099403
Dilution Factor: 1 **Initial Wgt/Vol:** 0.1 mL **Final Wgt/Vol..:** 5 mL
Method.....: SW846 8260B

PARAMETER	RESULT	REPORTING LIMIT	UNITS
Benzene	ND	0.025	mg/L
2-Butanone (MEK)	ND	0.25	mg/L
Carbon tetrachloride	ND	0.025	mg/L
Chlorobenzene	ND	0.025	mg/L
Chloroform	ND	0.025	mg/L
1,2-Dichloroethane	ND	0.025	mg/L
1,1-Dichloroethylene	ND	0.070	mg/L
Tetrachloroethylene	ND	0.070	mg/L
Trichloroethylene	ND	0.050	mg/L
Vinyl chloride	ND	0.025	mg/L

SURROGATE	PERCENT RECOVERY	RECOVERY LIMITS
Dibromofluoromethane	103	(86 - 125)
1,2-Dichloroethane-d4	108	(80 - 122)
Toluene-d8	103	(90 - 122)
4-Bromofluorobenzene	96	(84 - 125)

NOTE(S):

Analysis performed in accordance with USEPA Toxicity Characteristic Leaching Procedure Method 1311

Data File: \\cansvr11\dd\chem\MSV\a3ux12.i\T90409A.b\UX125153.D
Report Date: 09-Apr-2009 21:01

TestAmerica North Canton

VOLATILE REPORT SW-846 Method 8260A/8260B

Data file : \\cansvr11\dd\chem\MSV\a3ux12.i\T90409A.b\UX125153.D
Lab Smp Id: K9C691CD Client Smp ID: SCFww-001-0004-WW
Inj Date : 09-APR-2009 19:38
Operator : 1903 Inst ID: a3ux12.i
Smp Info : K9C691CD,0.1ML/5ML
Misc Info : T90409A,8260MIUX12,1-8260GM.SUB,1903
Comment   :
Method   : \\cansvr11\dd\chem\MSV\a3ux12.i\T90409A.b\8260MIUX12.m
Meth Date : 09-Apr-2009 17:04 laveyt Quant Type: ISTD
Cal Date : 01-APR-2009 17:16 Cal File: UX124993.D
Als bottle: 9
Dil Factor: 1.00000
Integrator: HP RTE Compound Sublist: 1-8260GM.SUB
Target Version: 4.14
Processing Host: CANSVR11

Concentration Formula: Amt * DF * 1/Vo * CpndVariable

Name	Value	Description
DF	1.000	Dilution Factor
Vo	0.10000	Sample volume
Va	100.000	Injection Volume
Cpnd Variable		Local Compound Variable

	Compounds	QUANT SIG MASS	RT	EXP RT	REL RT	RESPONSE	CONCENTRATIONS ON-COLUMN (ng)	FINAL (ug/L)
* 1	Fluorobenzene	96	5.454	5.454	(1.000)	594790	100.000	
* 2	Chlorobenzene-d5	117	8.140	8.140	(1.000)	545266	100.000	
* 3	1,4-Dichlorobenzene-d4	152	10.376	10.376	(1.000)	294459	100.000	
$ 4	Dibromofluoromethane	113	4.898	4.898	(0.898)	143971	124.453	1244.5
$ 5	1,2-Dichloroethane-d4	65	5.182	5.182	(0.950)	182449	130.821	1308.2
$ 6	Toluene-d8	98	6.815	6.815	(0.837)	621999	124.372	1243.7
$ 7	Bromofluorobenzene	95	9.240	9.240	(1.135)	246448	115.611	1156.1
8	Dichlorodifluoromethane	85	Compound Not Detected.					
9	Chloromethane	50	Compound Not Detected.					
10	Vinyl Chloride	62	Compound Not Detected.					
11	Bromomethane	94	Compound Not Detected.					
12	Chloroethane	64	Compound Not Detected.					
13	Trichlorofluoromethane	101	Compound Not Detected.					
16	Acetone	43	Compound Not Detected.					
17	1,1-Dichloroethene	61	Compound Not Detected.					
18	Freon-113	101	Compound Not Detected.					
20	Carbon Disulfide	76	Compound Not Detected.					
21	Methylene Chloride	84	Compound Not Detected.					
24	Methyl tert-butyl ether	73	Compound Not Detected.					
25	trans-1,2-Dichloroethene	61	Compound Not Detected.					

28	1,1-Dichloroethane	63	Compound Not Detected.
30	2-Butanone	43	Compound Not Detected.

Data File: \\cansvr11\dd\chem\MSV\a3ux12.i\T90409A.b\UX125153.D
Report Date: 09-Apr-2009 21:01

			QUANT SIG MASS	RT	EXP RT	REL RT	RESPONSE	CONCENTRATIONS ON-COLUMN (ng)	CONCENTRATIONS FINAL (ug/L)
M	31	1,2-Dichloroethene (total)	61	Compound Not Detected.					
	32	cis-1,2-dichloroethene	61	Compound Not Detected.					
	35	Chloroform	83	Compound Not Detected.					
	37	1,1,1-Trichloroethane	97	Compound Not Detected.					
	39	Carbon Tetrachloride	117	Compound Not Detected.					
	40	1,2-Dichloroethane	62	Compound Not Detected.					
	41	Benzene	78	Compound Not Detected.					
	42	Trichloroethene	130	Compound Not Detected.					
	43	1,2-Dichloropropane	63	Compound Not Detected.					
	46	Bromodichloromethane	83	Compound Not Detected.					
	48	cis-1,3-Dichloropropene	75	Compound Not Detected.					
	49	4-Methyl-2-pentanone	43	Compound Not Detected.					
	50	Toluene	91	Compound Not Detected.					
	51	trans-1,3-Dichloropropene	75	Compound Not Detected.					
	53	1,1,2-Trichloroethane	97	Compound Not Detected.					
	55	Tetrachloroethene	164	Compound Not Detected.					
	56	2-Hexanone	43	Compound Not Detected.					
	57	Dibromochloromethane	129	Compound Not Detected.					
	58	1,2-Dibromoethane	107	Compound Not Detected.					
	59	Chlorobenzene	112	Compound Not Detected.					
	61	Ethylbenzene	91	Compound Not Detected.					
	62	m + p-Xylene	91	Compound Not Detected.					
M	63	Xylenes (total)	91	Compound Not Detected.					
	64	Xylene-o	91	Compound Not Detected.					
	65	Styrene	104	Compound Not Detected.					
	66	Bromoform	173	Compound Not Detected.					
	67	Isopropylbenzene	105	Compound Not Detected.					
	68	1,1,2,2-Tetrachloroethane	83	Compound Not Detected.					
	80	1,3-Dichlorobenzene	146	Compound Not Detected.					
	81	1,4-Dichlorobenzene	146	Compound Not Detected.					
	83	1,2-Dichlorobenzene	146	Compound Not Detected.					
	85	1,2,4-Trichlorobenzene	180	Compound Not Detected.					
	98	Cyclohexane	56	Compound Not Detected.					
	143	Methyl Acetate	43	Compound Not Detected.					
	144	Methylcyclohexane	83	Compound Not Detected.					
	84	1,2-Dibromo-3-chloropropane	157	Compound Not Detected.					

Data File: \\cansvr11\dd\chem\MSV\a3ux12.i\T90409A.b\UX125153.D
Report Date: 09-Apr-2009 21:01

TestAmerica North Canton

INTERNAL STANDARD COMPOUNDS
AREA AND RT SUMMARY

Instrument ID: a3ux12.i
Lab File ID: UX125153.D
Lab Smp Id: K9C691CD
Analysis Type: VOA
Quant Type: ISTD
Operator: 1903
Method File: \\cansvr11\dd\chem\MSV\a3ux12.i\T90409A.b\8260MIUX12.m
Misc Info: T90409A,8260MIUX12,1-8260GM.SUB,1903

Calibration Date: 09-APR-2009
Calibration Time: 16:48
Client Smp ID: SCFww-001-0004-WW
Level: LOW
Sample Type: WATER

		AREA LIMIT			
COMPOUND	STANDARD	LOWER	UPPER	SAMPLE	%DIFF
1 Fluorobenzene	631882	315941	1263764	594790	-5.87
2 Chlorobenzene-d5	561051	280526	1122102	545266	-2.81
3 1,4-Dichlorobenze	314684	157342	629368	294459	-6.43

		RT LIMIT			
COMPOUND	STANDARD	LOWER	UPPER	SAMPLE	%DIFF
1 Fluorobenzene	5.45	4.95	5.95	5.45	0.00
2 Chlorobenzene-d5	8.14	7.64	8.64	8.14	0.00
3 1,4-Dichlorobenze	10.38	9.88	10.88	10.38	0.00

AREA UPPER LIMIT = +100% of internal standard area.
AREA LOWER LIMIT = - 50% of internal standard area.
RT UPPER LIMIT = + 0.50 minutes of internal standard RT.
RT LOWER LIMIT = - 0.50 minutes of internal standard RT.

Data File: \\cansvr11\dd\chem\MSV\a3ux12.i\T90409A.b\UX125153.D
Date : 09-APR-2009 19:38
Client ID: SCFww-001-0004-WW
Instrument: a3ux12.i
Sample Info: K9C691CD,0.1ML/5ML
Purge Volume: 0.1
Operator: 1903
Column phase: DB624
Column diameter: 0.18

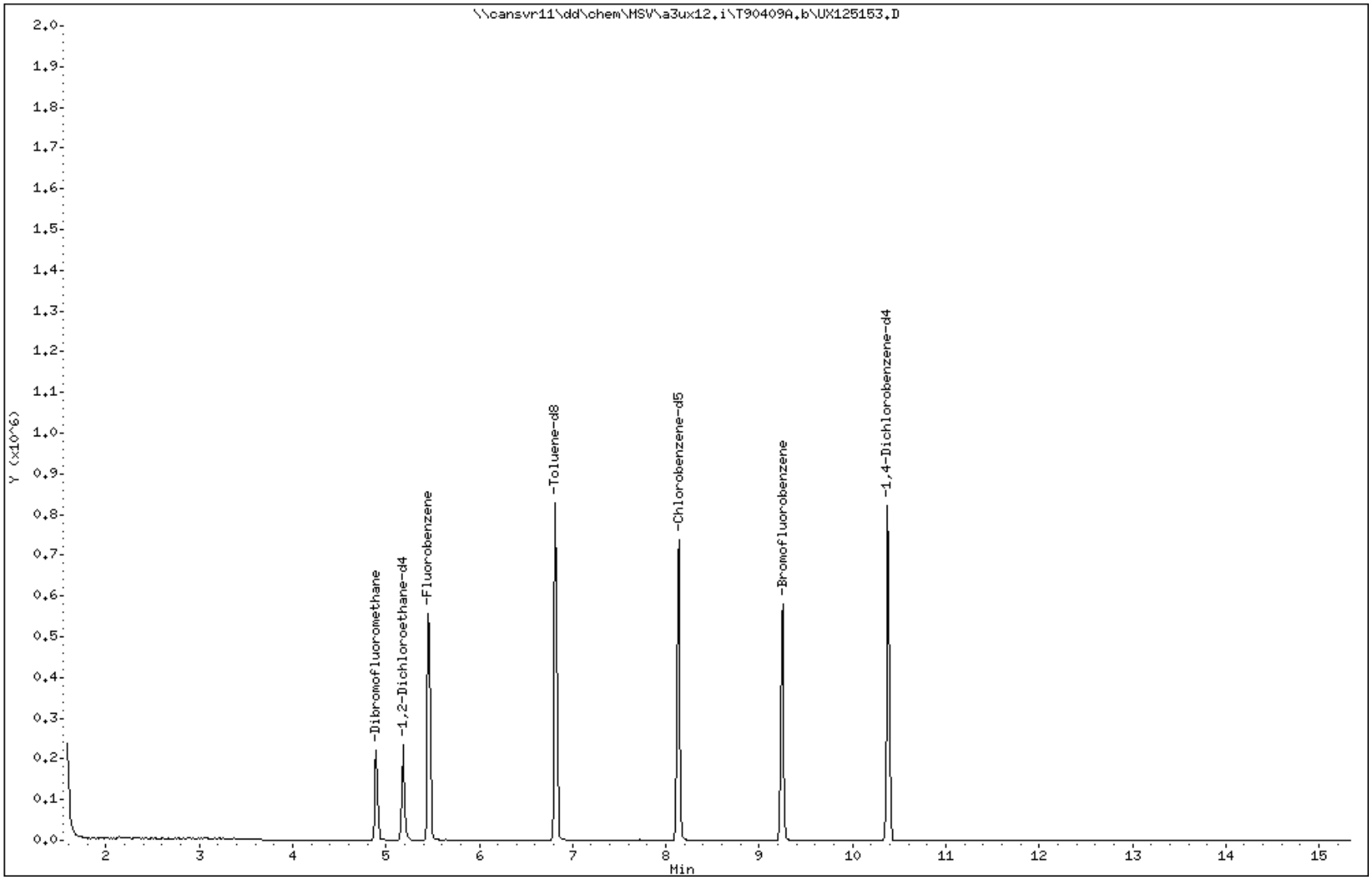

Science Applications International Corp

Client Sample ID: SCFww-002-0005-WW

GC/MS Volatiles

Lot-Sample #...: A9C310174-003 **Work Order #...:** K9C7F1AA **Matrix.....:** WG
Date Sampled...: 03/27/09 13:00 **Date Received..:** 03/28/09
Prep Date.....: 04/03/09 **Analysis Date..:** 04/03/09
Prep Batch #...: 9093216
Dilution Factor: 1 **Initial Wgt/Vol:** 5 mL **Final Wgt/Vol..:** 5 mL
Method.....: SW846 8260B

PARAMETER	RESULT	REPORTING LIMIT	UNITS
1,1,2,2-Tetrachloroethane	ND	1.0	ug/L
Tetrachloroethene	ND	1.0	ug/L
Toluene	ND	1.0	ug/L
1,1,1-Trichloroethane	ND	1.0	ug/L
1,1,2-Trichloroethane	ND	1.0	ug/L
Trichloroethene	ND	1.0	ug/L
Vinyl chloride	ND	1.0	ug/L
Xylenes (total)	ND	2.0	ug/L
Acetone	ND	10	ug/L
Benzene	ND	1.0	ug/L
Bromochloromethane	ND	1.0	ug/L
Bromodichloromethane	ND	1.0	ug/L
Bromoform	ND	1.0	ug/L
Bromomethane	ND	1.0	ug/L
2-Butanone	**1.3 J**	**10**	**ug/L**
1,2-Dichloroethene (total)	ND	1.0	ug/L
1,2-Dichloropropane	ND	1.0	ug/L
cis-1,3-Dichloropropene	ND	1.0	ug/L
trans-1,3-Dichloropropene	ND	1.0	ug/L
Ethylbenzene	ND	1.0	ug/L
2-Hexanone	ND	10	ug/L
Methylene chloride	ND	1.0	ug/L
4-Methyl-2-pentanone	ND	10	ug/L
Styrene	ND	1.0	ug/L
Carbon disulfide	ND	1.0	ug/L
Carbon tetrachloride	ND	1.0	ug/L
Chlorobenzene	ND	1.0	ug/L
Dibromochloromethane	ND	1.0	ug/L
Chloroethane	ND	1.0	ug/L
Chloroform	ND	1.0	ug/L
Chloromethane	ND	1.0	ug/L
1,2-Dibromoethane	ND	1.0	ug/L
1,1-Dichloroethane	ND	1.0	ug/L
1,2-Dichloroethane	ND	1.0	ug/L
1,1-Dichloroethene	ND	1.0	ug/L

(Continued on next page)

Science Applications International Corp

Client Sample ID: SCFww-002-0005-WW

GC/MS Volatiles

Lot-Sample #...: A9C310174-003 **Work Order #...:** K9C7F1AA **Matrix.....:** WG

SURROGATE	PERCENT RECOVERY	RECOVERY LIMITS
Dibromofluoromethane	101	(50 - 150)
1,2-Dichloroethane-d4	102	(50 - 150)
Toluene-d8	94	(50 - 150)
4-Bromofluorobenzene	86	(50 - 150)

NOTE(S):

J Estimated result. Result is less than RL.

Data File: \\cansvr11\dd\chem\MSV\a3ux10.i\P90403A.b\UXX0578.D
Report Date: 06-Apr-2009 10:13

STL Inc North Canton

VOLATILE REPORT SW-846 Method 8260A/B

Data file : \\cansvr11\dd\chem\MSV\a3ux10.i\P90403A.b\UXX0578.D
Lab Smp Id: K9C7F1AA Client Smp ID: SCFww-002-0005-WW
Inj Date : 03-APR-2009 16:03
Operator : 1904 Inst ID: a3ux10.i
Smp Info : K9C7F1AA,5ML/5ML
Misc Info : P90403A,8260LLUX10,,1904
Comment   :
Method   : \\cansvr11\dd\chem\MSV\a3ux10.i\P90403A.b\8260LLUX10.m
Meth Date : 03-Apr-2009 16:08 quayler Quant Type: ISTD
Cal Date : 02-MAR-2009 23:12 Cal File: UXX9863.D
Als bottle: 17
Dil Factor: 1.00000
Integrator: HP RTE Compound Sublist: 4-8260+IX.sub
Target Version: 4.14
Processing Host: CANSVR11

Concentration Formula: Amt * DF * 1/Vo * CpndVariable

Name	Value	Description
DF	1.000	Dilution Factor
Vo	5.000	Sample volume
Va	100.000	Injection Volume
Cpnd Variable		Local Compound Variable

Compounds	QUANT SIG MASS	RT	EXP RT	REL RT	RESPONSE	CONCENTRATIONS ON-COLUMN (ng)	FINAL (ug/L)
* 1 Fluorobenzene	96	5.371	5.373	(1.000)	1438090	50.0000	
* 2 Chlorobenzene-d5	117	8.069	8.071	(1.000)	1034863	50.0000	
* 3 1,4-Dichlorobenzene-d4	152	10.329	10.331	(1.000)	608850	50.0000	
$ 4 Dibromofluoromethane	113	4.791	4.793	(0.892)	297328	50.5623	10.112
$ 5 1,2-Dichloroethane-d4	65	5.087	5.089	(0.947)	383951	50.9153	10.183
$ 6 Toluene-d8	98	6.744	6.746	(0.836)	1086041	46.9886	9.398
$ 7 Bromofluorobenzene	95	9.193	9.183	(1.139)	370948	43.1818	8.636
8 Dichlorodifluoromethane	85	Compound Not Detected.					
9 Chloromethane	50	Compound Not Detected.					
10 Vinyl Chloride	62	Compound Not Detected.					
11 Bromomethane	94	Compound Not Detected.					
12 Chloroethane	64	Compound Not Detected.					
13 Trichlorofluoromethane	101	Compound Not Detected.					
15 Acrolein	56	Compound Not Detected.					
16 Acetone	43	2.945	2.948	(0.548)	39252	4.57613	0.9152
17 1,1-Dichloroethene	96	Compound Not Detected.					
18 Freon-113	151	Compound Not Detected.					
19 Iodomethane	142	Compound Not Detected.					
20 Carbon Disulfide	76	Compound Not Detected.					
21 Methylene Chloride	84	Compound Not Detected.					

22 Acetonitrile	41	Compound Not Detected.
23 Acrylonitrile	53	Compound Not Detected.

Data File: \\cansvr11\dd\chem\MSV\a3ux10.i\P90403A.b\UXX0578.D
Report Date: 06-Apr-2009 10:13

	Compounds	QUANT SIG MASS	RT	EXP RT	REL RT	RESPONSE	CONCENTRATIONS ON-COLUMN (ng)	FINAL (ug/L)
	24 Methyl tert-butyl ether	73	Compound Not Detected.					
	25 trans-1,2-Dichloroethene	96	Compound Not Detected.					
	26 Hexane	86	Compound Not Detected.					
	27 Vinyl acetate	43	Compound Not Detected.					
	28 1,1-Dichloroethane	63	Compound Not Detected.					
	29 tert-Butyl Alcohol	59	Compound Not Detected.					
	30 2-Butanone	43	4.401	4.403	(0.819)	21757	6.43547	1.287
M	31 1,2-Dichloroethene (total)	96	Compound Not Detected.					
	32 cis-1,2-dichloroethene	96	Compound Not Detected.					
	33 2,2-Dichloropropane	77	Compound Not Detected.					
	34 Bromochloromethane	128	Compound Not Detected.					
	35 Chloroform	83	Compound Not Detected.					
	36 Tetrahydrofuran	42	Compound Not Detected.					
	37 1,1,1-Trichloroethane	97	Compound Not Detected.					
	38 1,1-Dichloropropene	75	Compound Not Detected.					
	39 Carbon Tetrachloride	117	Compound Not Detected.					
	40 1,2-Dichloroethane	62	Compound Not Detected.					
	41 Benzene	78	Compound Not Detected.					
	42 Trichloroethene	130	Compound Not Detected.					
	43 1,2-Dichloropropane	63	Compound Not Detected.					
	44 1,4-Dioxane	88	Compound Not Detected.					
	45 Dibromomethane	93	Compound Not Detected.					
	46 Bromodichloromethane	83	Compound Not Detected.					
	47 2-Chloroethyl vinyl ether	63	Compound Not Detected.					
	48 cis-1,3-Dichloropropene	75	Compound Not Detected.					
	49 4-Methyl-2-pentanone	43	Compound Not Detected.					
	50 Toluene	91	Compound Not Detected.					
	51 trans-1,3-Dichloropropene	75	Compound Not Detected.					
	52 Ethyl Methacrylate	69	Compound Not Detected.					
	53 1,1,2-Trichloroethane	97	Compound Not Detected.					
	54 1,3-Dichloropropane	76	Compound Not Detected.					
	55 Tetrachloroethene	164	Compound Not Detected.					
	56 2-Hexanone	43	Compound Not Detected.					
	57 Dibromochloromethane	129	Compound Not Detected.					
	58 1,2-Dibromoethane	107	Compound Not Detected.					
	59 Chlorobenzene	112	Compound Not Detected.					
	60 1,1,1,2-Tetrachloroethane	131	Compound Not Detected.					
	61 Ethylbenzene	106	Compound Not Detected.					
	62 m + p-Xylene	106	Compound Not Detected.					
M	63 Xylenes (total)	106	Compound Not Detected.					
	64 Xylene-o	106	Compound Not Detected.					
	65 Styrene	104	Compound Not Detected.					
	66 Bromoform	173	Compound Not Detected.					
	67 Isopropylbenzene	105	Compound Not Detected.					
	68 1,1,2,2-Tetrachloroethane	83	Compound Not Detected.					
	69 1,4-Dichloro-2-butene	53	Compound Not Detected.					
	70 1,2,3-Trichloropropane	110	Compound Not Detected.					
	71 Bromobenzene	156	Compound Not Detected.					
	72 n-Propylbenzene	120	Compound Not Detected.					
	73 2-Chlorotoluene	126	Compound Not Detected.					
	74 1,3,5-Trimethylbenzene	105	Compound Not Detected.					
	75 4-Chlorotoluene	126	Compound Not Detected.					

76	tert-Butylbenzene	119	Compound Not Detected.
77	1,2,4-Trimethylbenzene	105	Compound Not Detected.

Data File: \\cansvr11\dd\chem\MSV\a3ux10.i\P90403A.b\UXX0578.D
Report Date: 06-Apr-2009 10:13

	Compounds	QUANT SIG MASS	RT	EXP RT	REL RT	RESPONSE	CONCENTRATIONS ON-COLUMN (ng)	CONCENTRATIONS FINAL (ug/L)
78	sec-Butylbenzene	105	Compound Not Detected.					
79	4-Isopropyltoluene	119	Compound Not Detected.					
80	1,3-Dichlorobenzene	146	Compound Not Detected.					
81	1,4-Dichlorobenzene	146	Compound Not Detected.					
82	n-Butylbenzene	91	Compound Not Detected.					
83	1,2-Dichlorobenzene	146	Compound Not Detected.					
84	1,2-Dibromo-3-chloropropane	157	Compound Not Detected.					
85	1,2,4-Trichlorobenzene	180	Compound Not Detected.					
86	Hexachlorobutadiene	225	Compound Not Detected.					
87	Naphthalene	128	Compound Not Detected.					
88	1,2,3-Trichlorobenzene	180	Compound Not Detected.					
14	Dichlorofluoromethane	67	Compound Not Detected.					
89	Ethyl Ether	59	Compound Not Detected.					
91	3-Chloropropene	76	Compound Not Detected.					
92	Isopropyl Ether	87	Compound Not Detected.					
93	2-Chloro-1,3-butadiene	53	Compound Not Detected.					
94	Propionitrile	54	Compound Not Detected.					
95	Ethyl Acetate	43	Compound Not Detected.					
96	Methacrylonitrile	41	Compound Not Detected.					
97	Isobutanol	41	Compound Not Detected.					
99	n-Butanol	56	Compound Not Detected.					
100	Methyl Methacrylate	41	Compound Not Detected.					
101	2-Nitropropane	41	Compound Not Detected.					
103	Cyclohexanone	55	Compound Not Detected.					
98	Cyclohexane	56	Compound Not Detected.					
143	Methyl Acetate	43	Compound Not Detected.					
144	Methylcyclohexane	83	Compound Not Detected.					
141	1,3,5-Trichlorobenzene	180	Compound Not Detected.					
146	2-Methylnaphthalene	142	Compound Not Detected.					
149	Vinyl Acetate-86	86	Compound Not Detected.					

Data File: \\cansvr11\dd\chem\MSV\a3ux10.i\P90403A.b\UXX0578.D
Report Date: 06-Apr-2009 10:13

STL Inc North Canton

INTERNAL STANDARD COMPOUNDS
AREA AND RT SUMMARY

Instrument ID: a3ux10.i
Lab File ID: UXX0578.D
Lab Smp Id: K9C7F1AA
Analysis Type: VOA
Quant Type: ISTD
Operator: 1904
Calibration Date: 03-APR-2009
Calibration Time: 10:04
Client Smp ID: SCFww-002-0005-WW
Level: LOW
Sample Type: WATER
Method File: \\cansvr11\dd\chem\MSV\a3ux10.i\P90403A.b\8260LLUX10.m
Misc Info: P90403A,8260LLUX10,,1904

		AREA LIMIT			
COMPOUND	STANDARD	LOWER	UPPER	SAMPLE	%DIFF
1 Fluorobenzene	1825877	912939	3651754	1438090	-21.24
2 Chlorobenzene-d5	1297654	648827	2595308	1034863	-20.25
3 1,4-Dichlorobenze	785309	392655	1570618	608850	-22.47

		RT LIMIT			
COMPOUND	STANDARD	LOWER	UPPER	SAMPLE	%DIFF
1 Fluorobenzene	5.37	4.87	5.87	5.37	-0.04
2 Chlorobenzene-d5	8.07	7.57	8.57	8.07	-0.03
3 1,4-Dichlorobenze	10.33	9.83	10.83	10.33	-0.02

AREA UPPER LIMIT = +100% of internal standard area.
AREA LOWER LIMIT = - 50% of internal standard area.
RT UPPER LIMIT = + 0.50 minutes of internal standard RT.
RT LOWER LIMIT = - 0.50 minutes of internal standard RT.

Data File: \\cansvr11\dd\chem\MSV\a3ux10.i\P90403A.b\UXX0578.D
Date : 03-APR-2009 16:03
Client ID: SCFww-002-0005-WW
Instrument: a3ux10.i
Sample Info: K9C7F1AA,5ML/5ML
Purge Volume: 5.0
Operator: 1904
Column phase: DB624
Column diameter: 0.18

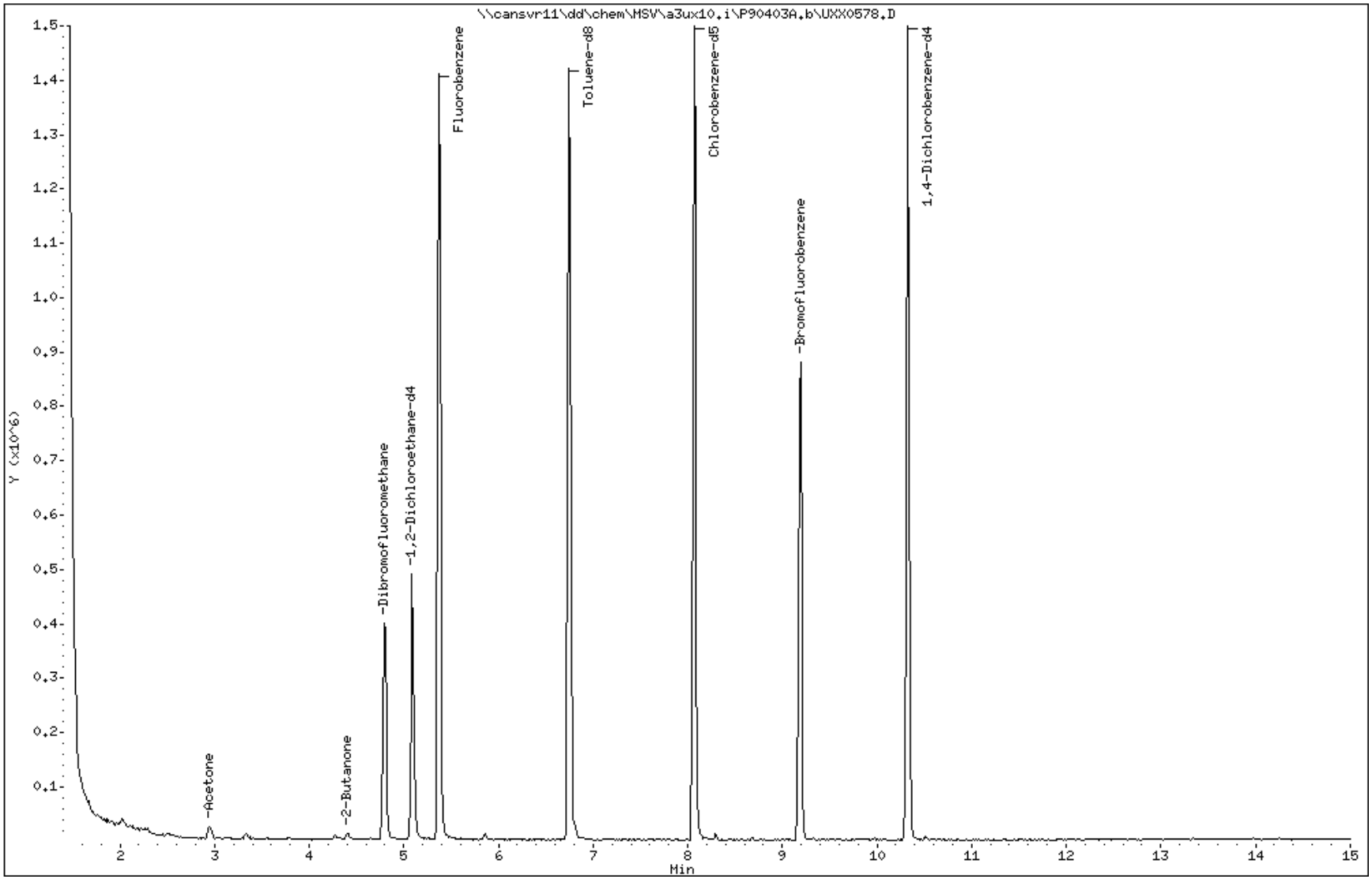

Data File: \\cansvr11\dd\chem\MSV\a3ux10.i\P90403A.b\UXX0578.D

Date : 03-APR-2009 16:03

Client ID: SCFww-002-0005-WW | Instrument: a3ux10.i

Sample Info: K9C7F1AA,5ML/5ML

Purge Volume: 5.0 | Operator: 1904

Column phase: DB624 | Column diameter: 0.18

16 Acetone | Concentration: 0.9152 ug/L

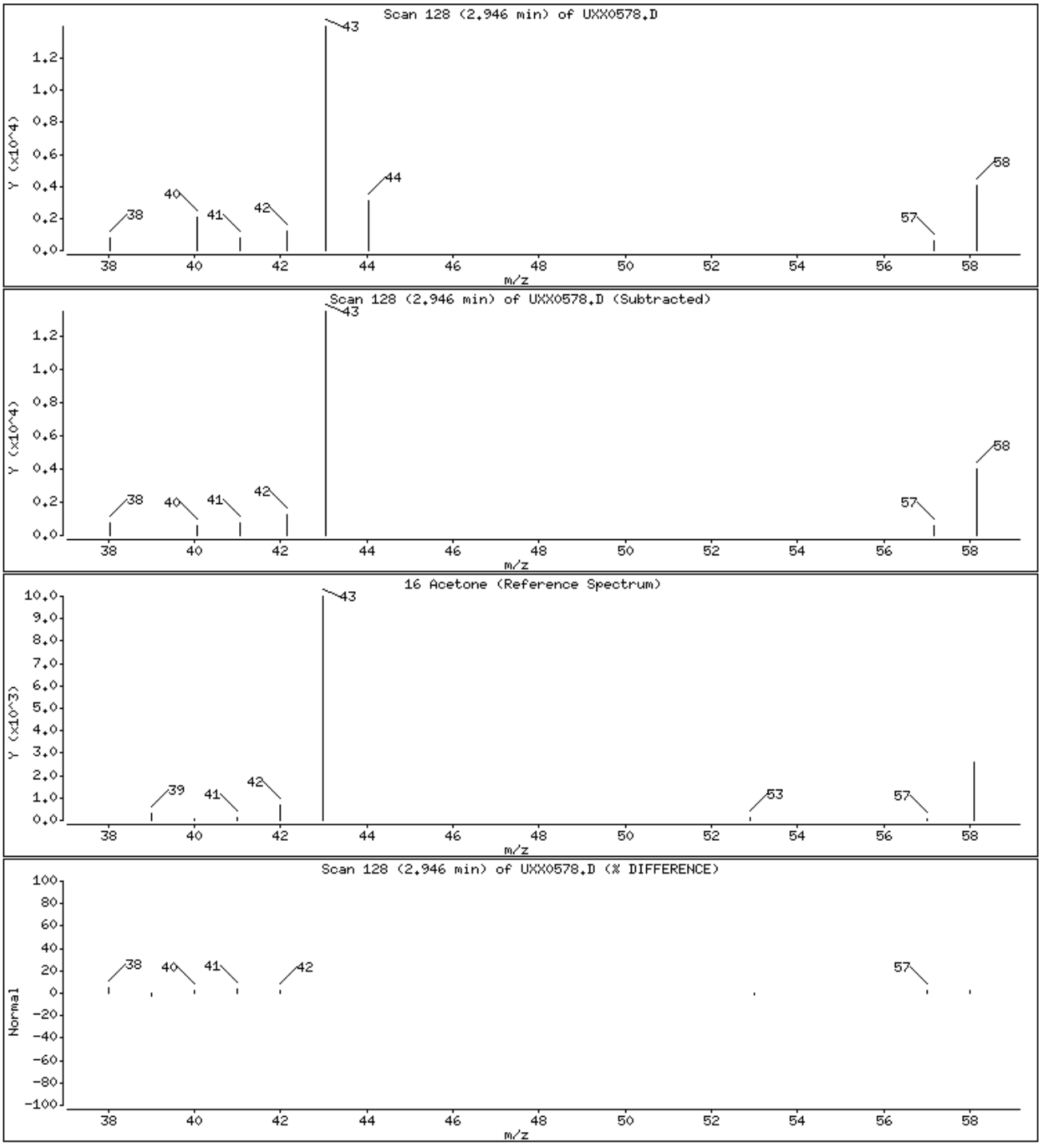

Data File: \\cansvr11\dd\chem\MSV\a3ux10.i\P90403A.b\UXX0578.D

Date : 03-APR-2009 16:03

Client ID: SCFww-002-0005-WW | Instrument: a3ux10.i

Sample Info: K9C7F1AA,5ML/5ML

Purge Volume: 5.0 | Operator: 1904

Column phase: DB624 | Column diameter: 0.18

30 2-Butanone | Concentration: 1.287 ug/L

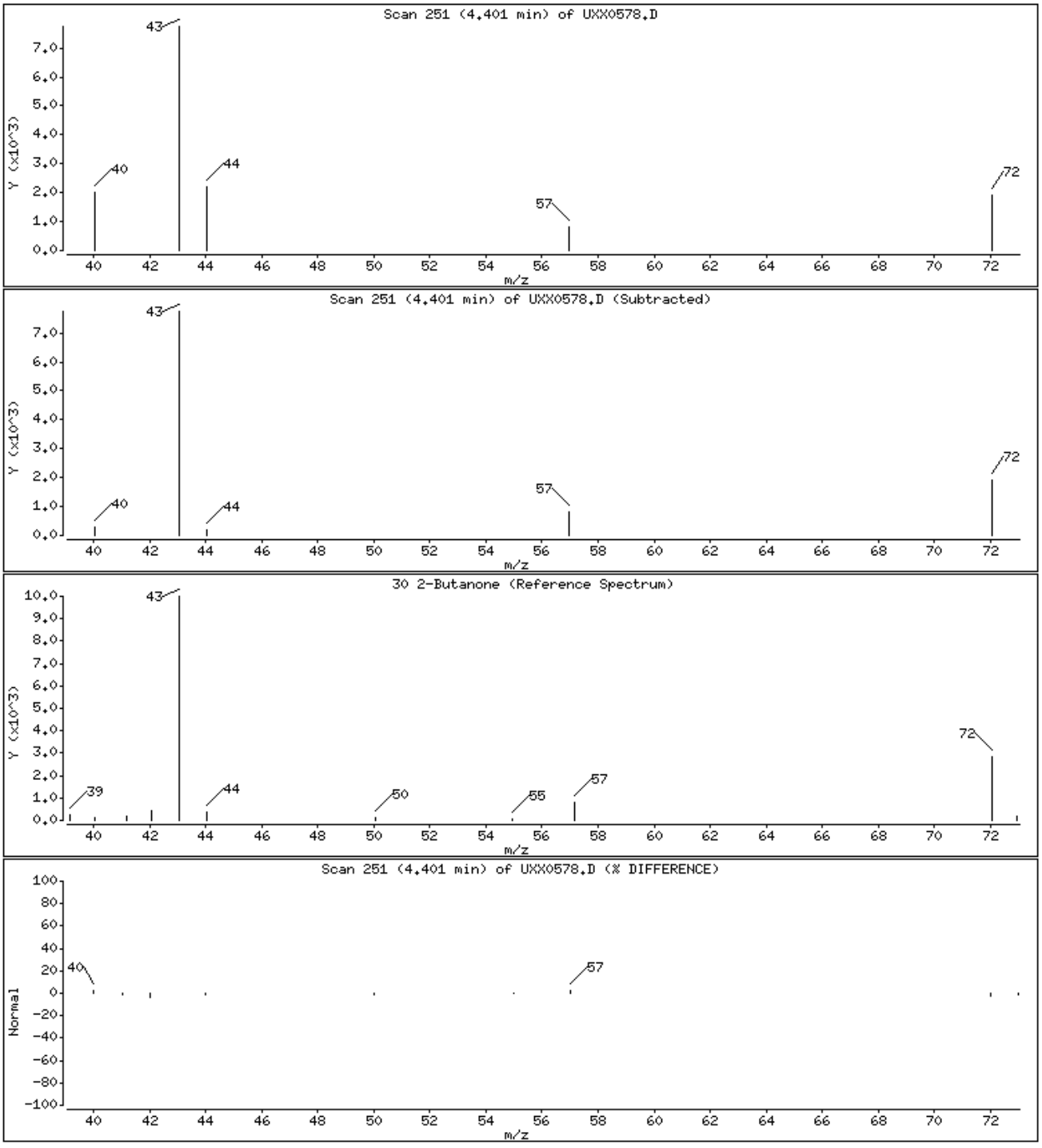

Science Applications International Corp

Client Sample ID: SCFww-002-0005-WW

TCLP GC/MS Volatiles

Lot-Sample #...: A9C310174-003 **Work Order #...:** K9C7F1CD **Matrix.....:** WG
Date Sampled...: 03/27/09 13:00 **Date Received..:** 03/28/09
Leach Date.....: 04/01/09 **Prep Date.....:** 04/09/09 **Analysis Date..:** 04/09/09
Leach Batch #..: P909115 **Prep Batch #...:** 9099403
Dilution Factor: 1 **Initial Wgt/Vol:** 0.1 mL **Final Wgt/Vol..:** 5 mL
Method.....: SW846 8260B

PARAMETER	RESULT	REPORTING LIMIT	UNITS
Benzene	ND	0.025	mg/L
2-Butanone (MEK)	ND	0.25	mg/L
Carbon tetrachloride	ND	0.025	mg/L
Chlorobenzene	ND	0.025	mg/L
Chloroform	ND	0.025	mg/L
1,2-Dichloroethane	ND	0.025	mg/L
1,1-Dichloroethylene	ND	0.070	mg/L
Tetrachloroethylene	ND	0.070	mg/L
Trichloroethylene	ND	0.050	mg/L
Vinyl chloride	ND	0.025	mg/L

SURROGATE	PERCENT RECOVERY	RECOVERY LIMITS
Dibromofluoromethane	101	(86 - 125)
1,2-Dichloroethane-d4	108	(80 - 122)
Toluene-d8	102	(90 - 122)
4-Bromofluorobenzene	95	(84 - 125)

NOTE(S):

Analysis performed in accordance with USEPA Toxicity Characteristic Leaching Procedure Method 1311

Data File: \\cansvr11\dd\chem\MSV\a3ux12.i\T90409A.b\UX125154.D
Report Date: 09-Apr-2009 21:01

TestAmerica North Canton

VOLATILE REPORT SW-846 Method 8260A/8260B

Data file : \\cansvr11\dd\chem\MSV\a3ux12.i\T90409A.b\UX125154.D
Lab Smp Id: K9C7F1CD Client Smp ID: SCFww-002-0005-WW
Inj Date : 09-APR-2009 20:03
Operator : 1903 Inst ID: a3ux12.i
Smp Info : K9C7F1CD,0.1ML/5ML
Misc Info : T90409A,8260MIUX12,1-8260GM.SUB,1903
Comment   :
Method   : \\cansvr11\dd\chem\MSV\a3ux12.i\T90409A.b\8260MIUX12.m
Meth Date : 09-Apr-2009 17:04 laveyt Quant Type: ISTD
Cal Date : 01-APR-2009 17:16 Cal File: UX124993.D
Als bottle: 10
Dil Factor: 1.00000
Integrator: HP RTE Compound Sublist: 1-8260GM.SUB
Target Version: 4.14
Processing Host: CANSVR11

Concentration Formula: Amt * DF * 1/Vo * CpndVariable

Name	Value	Description
DF	1.000	Dilution Factor
Vo	0.10000	Sample volume
Va	100.000	Injection Volume
Cpnd Variable		Local Compound Variable

	Compounds	QUANT SIG MASS	RT	EXP RT	REL RT	RESPONSE	CONCENTRATIONS ON-COLUMN (ng)	FINAL (ug/L)
* 1	Fluorobenzene	96	5.466	5.454	(1.000)	592174	100.000	
* 2	Chlorobenzene-d5	117	8.140	8.140	(1.000)	530619	100.000	
* 3	1,4-Dichlorobenzene-d4	152	10.376	10.376	(1.000)	295469	100.000	
$ 4	Dibromofluoromethane	113	4.898	4.898	(0.896)	140803	122.253	1222.5
$ 5	1,2-Dichloroethane-d4	65	5.182	5.182	(0.948)	181295	130.568	1305.7
$ 6	Toluene-d8	98	6.815	6.815	(0.837)	603355	123.974	1239.7
$ 7	Bromofluorobenzene	95	9.240	9.240	(1.135)	237796	114.632	1146.3
8	Dichlorodifluoromethane	85	Compound Not Detected.					
9	Chloromethane	50	Compound Not Detected.					
10	Vinyl Chloride	62	Compound Not Detected.					
11	Bromomethane	94	Compound Not Detected.					
12	Chloroethane	64	Compound Not Detected.					
13	Trichlorofluoromethane	101	Compound Not Detected.					
16	Acetone	43	Compound Not Detected.					
17	1,1-Dichloroethene	61	Compound Not Detected.					
18	Freon-113	101	Compound Not Detected.					
20	Carbon Disulfide	76	Compound Not Detected.					
21	Methylene Chloride	84	Compound Not Detected.					
24	Methyl tert-butyl ether	73	Compound Not Detected.					
25	trans-1,2-Dichloroethene	61	Compound Not Detected.					

28	1,1-Dichloroethane	63	Compound Not Detected.
30	2-Butanone	43	Compound Not Detected.

Data File: \\cansvr11\dd\chem\MSV\a3ux12.i\T90409A.b\UX125154.D
Report Date: 09-Apr-2009 21:01

	Compounds	QUANT SIG MASS	RT	EXP RT	REL RT	RESPONSE	CONCENTRATIONS ON-COLUMN (ng)	CONCENTRATIONS FINAL (ug/L)
M	31 1,2-Dichloroethene (total)	61	Compound Not Detected.					
	32 cis-1,2-dichloroethene	61	Compound Not Detected.					
	35 Chloroform	83	Compound Not Detected.					
	37 1,1,1-Trichloroethane	97	Compound Not Detected.					
	39 Carbon Tetrachloride	117	Compound Not Detected.					
	40 1,2-Dichloroethane	62	Compound Not Detected.					
	41 Benzene	78	Compound Not Detected.					
	42 Trichloroethene	130	Compound Not Detected.					
	43 1,2-Dichloropropane	63	Compound Not Detected.					
	46 Bromodichloromethane	83	Compound Not Detected.					
	48 cis-1,3-Dichloropropene	75	Compound Not Detected.					
	49 4-Methyl-2-pentanone	43	Compound Not Detected.					
	50 Toluene	91	Compound Not Detected.					
	51 trans-1,3-Dichloropropene	75	Compound Not Detected.					
	53 1,1,2-Trichloroethane	97	Compound Not Detected.					
	55 Tetrachloroethene	164	Compound Not Detected.					
	56 2-Hexanone	43	Compound Not Detected.					
	57 Dibromochloromethane	129	Compound Not Detected.					
	58 1,2-Dibromoethane	107	Compound Not Detected.					
	59 Chlorobenzene	112	Compound Not Detected.					
	61 Ethylbenzene	91	Compound Not Detected.					
	62 m + p-Xylene	91	Compound Not Detected.					
M	63 Xylenes (total)	91	Compound Not Detected.					
	64 Xylene-o	91	Compound Not Detected.					
	65 Styrene	104	Compound Not Detected.					
	66 Bromoform	173	Compound Not Detected.					
	67 Isopropylbenzene	105	Compound Not Detected.					
	68 1,1,2,2-Tetrachloroethane	83	Compound Not Detected.					
	80 1,3-Dichlorobenzene	146	Compound Not Detected.					
	81 1,4-Dichlorobenzene	146	Compound Not Detected.					
	83 1,2-Dichlorobenzene	146	Compound Not Detected.					
	85 1,2,4-Trichlorobenzene	180	Compound Not Detected.					
	98 Cyclohexane	56	Compound Not Detected.					
	143 Methyl Acetate	43	Compound Not Detected.					
	144 Methylcyclohexane	83	Compound Not Detected.					
	84 1,2-Dibromo-3-chloropropane	157	Compound Not Detected.					

Data File: \\cansvr11\dd\chem\MSV\a3ux12.i\T90409A.b\UX125154.D
Report Date: 09-Apr-2009 21:01

TestAmerica North Canton

INTERNAL STANDARD COMPOUNDS
AREA AND RT SUMMARY

Instrument ID: a3ux12.i
Lab File ID: UX125154.D
Lab Smp Id: K9C7F1CD
Analysis Type: VOA
Quant Type: ISTD
Operator: 1903
Method File: \\cansvr11\dd\chem\MSV\a3ux12.i\T90409A.b\8260MIUX12.m
Misc Info: T90409A,8260MIUX12,1-8260GM.SUB,1903

Calibration Date: 09-APR-2009
Calibration Time: 16:48
Client Smp ID: SCFww-002-0005-WW
Level: LOW
Sample Type: WATER

		AREA LIMIT			
COMPOUND	STANDARD	LOWER	UPPER	SAMPLE	%DIFF
1 Fluorobenzene	631882	315941	1263764	592174	-6.28
2 Chlorobenzene-d5	561051	280526	1122102	530619	-5.42
3 1,4-Dichlorobenze	314684	157342	629368	295469	-6.11

		RT LIMIT			
COMPOUND	STANDARD	LOWER	UPPER	SAMPLE	%DIFF
1 Fluorobenzene	5.45	4.95	5.95	5.47	0.22
2 Chlorobenzene-d5	8.14	7.64	8.64	8.14	0.00
3 1,4-Dichlorobenze	10.38	9.88	10.88	10.38	0.00

AREA UPPER LIMIT = +100% of internal standard area.
AREA LOWER LIMIT = - 50% of internal standard area.
RT UPPER LIMIT = + 0.50 minutes of internal standard RT.
RT LOWER LIMIT = - 0.50 minutes of internal standard RT.

Data File: \\cansvr11\dd\chem\MSV\a3ux12.i\T90409A.b\UX125154.D
Date : 09-APR-2009 20:03
Client ID: SCFww-002-0005-WW
Instrument: a3ux12.i
Sample Info: K9C7F1CD,0.1ML/5ML
Purge Volume: 0.1
Operator: 1903
Column phase: DB624
Column diameter: 0.18

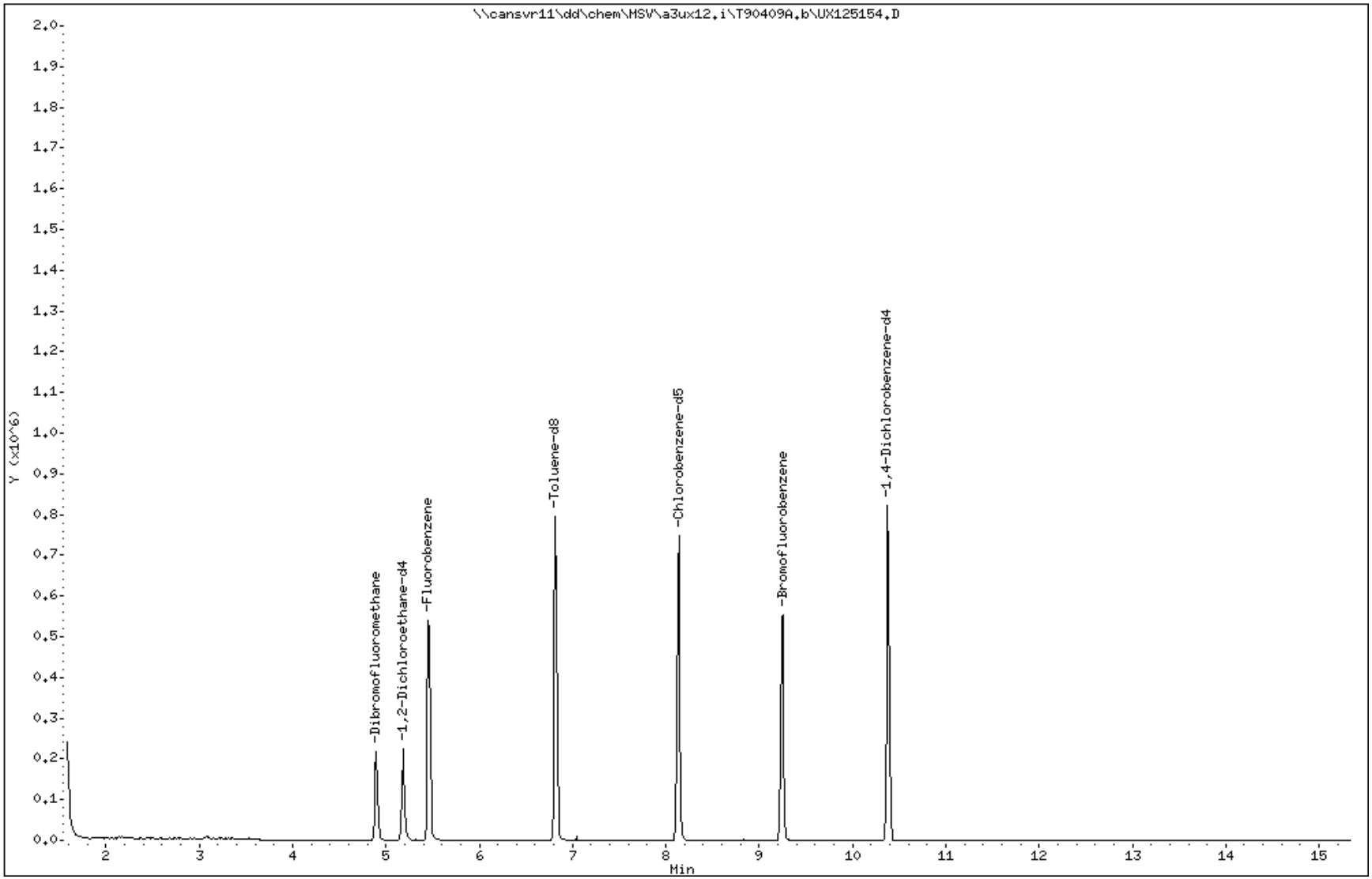

Science Applications International Corp

Client Sample ID: SCFww-003-0006-WW

GC/MS Volatiles

Lot-Sample #...: A9C310174-004 **Work Order #...:** K9C7J1AA **Matrix.....:** WG
Date Sampled...: 03/27/09 19:20 **Date Received..:** 03/28/09
Prep Date.....: 04/03/09 **Analysis Date..:** 04/03/09
Prep Batch #...: 9093216
Dilution Factor: 1 **Initial Wgt/Vol:** 5 mL **Final Wgt/Vol..:** 5 mL
Method.....: SW846 8260B

PARAMETER	RESULT	REPORTING LIMIT	UNITS
Trichloroethene	ND	1.0	ug/L
1,2-Dichloroethene (total)	ND	1.0	ug/L
1,2-Dichloropropane	ND	1.0	ug/L
cis-1,3-Dichloropropene	ND	1.0	ug/L
trans-1,3-Dichloropropene	ND	1.0	ug/L
Ethylbenzene	**0.48 J**	**1.0**	**ug/L**
2-Hexanone	ND	10	ug/L
Methylene chloride	ND	1.0	ug/L
4-Methyl-2-pentanone	ND	10	ug/L
Styrene	ND	1.0	ug/L
1,1,2,2-Tetrachloroethane	ND	1.0	ug/L
Tetrachloroethene	ND	1.0	ug/L
Toluene	**0.61 J**	**1.0**	**ug/L**
1,1,1-Trichloroethane	ND	1.0	ug/L
1,1,2-Trichloroethane	ND	1.0	ug/L
Vinyl chloride	ND	1.0	ug/L
Xylenes (total)	**2.3**	**2.0**	**ug/L**
Acetone	ND	10	ug/L
Benzene	ND	1.0	ug/L
Bromochloromethane	ND	1.0	ug/L
Bromodichloromethane	ND	1.0	ug/L
Bromoform	ND	1.0	ug/L
Bromomethane	ND	1.0	ug/L
2-Butanone	**8.0 J**	**10**	**ug/L**
Carbon disulfide	ND	1.0	ug/L
Carbon tetrachloride	ND	1.0	ug/L
Chlorobenzene	ND	1.0	ug/L
Dibromochloromethane	ND	1.0	ug/L
Chloroethane	ND	1.0	ug/L
Chloroform	ND	1.0	ug/L
Chloromethane	ND	1.0	ug/L
1,2-Dibromoethane	ND	1.0	ug/L
1,1-Dichloroethane	ND	1.0	ug/L
1,2-Dichloroethane	ND	1.0	ug/L
1,1-Dichloroethene	ND	1.0	ug/L

(Continued on next page)

Science Applications International Corp

Client Sample ID: SCFww-003-0006-WW

GC/MS Volatiles

Lot-Sample #...: A9C310174-004 **Work Order #...:** K9C7J1AA **Matrix.....:** WG

SURROGATE	PERCENT RECOVERY	RECOVERY LIMITS
Dibromofluoromethane	102	(50 - 150)
1,2-Dichloroethane-d4	100	(50 - 150)
Toluene-d8	91	(50 - 150)
4-Bromofluorobenzene	90	(50 - 150)

NOTE(S):

J Estimated result. Result is less than RL.

Data File: \\cansvr11\dd\chem\MSV\a3ux10.i\P90403A.b\UXX0579.D
Report Date: 06-Apr-2009 10:14

STL Inc North Canton

VOLATILE REPORT SW-846 Method 8260A/B

Data file : \\cansvr11\dd\chem\MSV\a3ux10.i\P90403A.b\UXX0579.D
Lab Smp Id: K9C7J1AA Client Smp ID: SCFww-003-0006-WW
Inj Date : 03-APR-2009 16:25
Operator : 1904 Inst ID: a3ux10.i
Smp Info : K9C7J1AA,5ML/5ML
Misc Info : P90403A,8260LLUX10,,1904
Comment   :
Method   : \\cansvr11\dd\chem\MSV\a3ux10.i\P90403A.b\8260LLUX10.m
Meth Date : 03-Apr-2009 16:08 quayler Quant Type: ISTD
Cal Date : 02-MAR-2009 23:12 Cal File: UXX9863.D
Als bottle: 18
Dil Factor: 1.00000
Integrator: HP RTE Compound Sublist: 4-8260+IX.sub
Target Version: 4.14
Processing Host: CANSVR11

Concentration Formula: Amt * DF * 1/Vo * CpndVariable

Name	Value	Description
DF	1.000	Dilution Factor
Vo	5.000	Sample volume
Va	100.000	Injection Volume
Cpnd Variable		Local Compound Variable

Compounds	QUANT SIG MASS	RT	EXP RT	REL RT	RESPONSE	CONCENTRATIONS ON-COLUMN (ng)	FINAL (ug/L)
* 1 Fluorobenzene	96	5.371	5.373	(1.000)	1404365	50.0000	
* 2 Chlorobenzene-d5	117	8.069	8.071	(1.000)	1007045	50.0000	
* 3 1,4-Dichlorobenzene-d4	152	10.329	10.331	(1.000)	608997	50.0000	
$ 4 Dibromofluoromethane	113	4.803	4.793	(0.894)	292528	50.9407	10.188
$ 5 1,2-Dichloroethane-d4	65	5.087	5.089	(0.947)	368641	50.0590	10.012
$ 6 Toluene-d8	98	6.743	6.746	(0.836)	1028913	45.7466	9.149
$ 7 Bromofluorobenzene	95	9.181	9.183	(1.138)	378239	45.2468	9.049
8 Dichlorodifluoromethane	85	Compound Not Detected.					
9 Chloromethane	50	Compound Not Detected.					
10 Vinyl Chloride	62	Compound Not Detected.					
11 Bromomethane	94	Compound Not Detected.					
12 Chloroethane	64	Compound Not Detected.					
13 Trichlorofluoromethane	101	Compound Not Detected.					
15 Acrolein	56	Compound Not Detected.					
16 Acetone	43	2.945	2.948	(0.548)	39698	5.23070	1.046
17 1,1-Dichloroethene	96	Compound Not Detected.					
18 Freon-113	151	Compound Not Detected.					
19 Iodomethane	142	Compound Not Detected.					
20 Carbon Disulfide	76	Compound Not Detected.					
21 Methylene Chloride	84	Compound Not Detected.					

22 Acetonitrile	41	Compound Not Detected.
23 Acrylonitrile	53	Compound Not Detected.

Data File: \\cansvr11\dd\chem\MSV\a3ux10.i\P90403A.b\UXX0579.D
Report Date: 06-Apr-2009 10:14

	Compounds	QUANT SIG MASS	RT	EXP RT	REL RT	RESPONSE	CONCENTRATIONS ON-COLUMN (ng)	FINAL (ug/L)
	24 Methyl tert-butyl ether	73	Compound Not Detected.					
	25 trans-1,2-Dichloroethene	96	Compound Not Detected.					
	26 Hexane	86	Compound Not Detected.					
	27 Vinyl acetate	43	Compound Not Detected.					
	28 1,1-Dichloroethane	63	Compound Not Detected.					
	29 tert-Butyl Alcohol	59	Compound Not Detected.					
	30 2-Butanone	43	4.401	4.403	(0.819)	131398	39.7994	7.960
M	31 1,2-Dichloroethene (total)	96	Compound Not Detected.					
	32 cis-1,2-dichloroethene	96	Compound Not Detected.					
	33 2,2-Dichloropropane	77	Compound Not Detected.					
	34 Bromochloromethane	128	Compound Not Detected.					
	35 Chloroform	83	Compound Not Detected.					
	36 Tetrahydrofuran	42	Compound Not Detected.					
	37 1,1,1-Trichloroethane	97	Compound Not Detected.					
	38 1,1-Dichloropropene	75	Compound Not Detected.					
	39 Carbon Tetrachloride	117	Compound Not Detected.					
	40 1,2-Dichloroethane	62	Compound Not Detected.					
	41 Benzene	78	Compound Not Detected.					
	42 Trichloroethene	130	Compound Not Detected.					
	43 1,2-Dichloropropane	63	Compound Not Detected.					
	44 1,4-Dioxane	88	Compound Not Detected.					
	45 Dibromomethane	93	Compound Not Detected.					
	46 Bromodichloromethane	83	Compound Not Detected.					
	47 2-Chloroethyl vinyl ether	63	Compound Not Detected.					
	48 cis-1,3-Dichloropropene	75	Compound Not Detected.					
	49 4-Methyl-2-pentanone	43	Compound Not Detected.					
	50 Toluene	91	6.803	6.805	(0.843)	83581	3.05980	0.6120
	51 trans-1,3-Dichloropropene	75	Compound Not Detected.					
	52 Ethyl Methacrylate	69	Compound Not Detected.					
	53 1,1,2-Trichloroethane	97	Compound Not Detected.					
	54 1,3-Dichloropropane	76	Compound Not Detected.					
	55 Tetrachloroethene	164	Compound Not Detected.					
	56 2-Hexanone	43	Compound Not Detected.					
	57 Dibromochloromethane	129	Compound Not Detected.					
	58 1,2-Dibromoethane	107	Compound Not Detected.					
	59 Chlorobenzene	112	Compound Not Detected.					
	60 1,1,1,2-Tetrachloroethane	131	Compound Not Detected.					
	61 Ethylbenzene	106	8.187	8.189	(1.015)	22546	2.41334	0.4827
	62 m + p-Xylene	106	8.294	8.308	(1.028)	100750	8.47878	1.696
M	63 Xylenes (total)	106				134847	11.4654	2.293
	64 Xylene-o	106	8.684	8.686	(1.076)	34097	2.98661	0.5973
	65 Styrene	104	Compound Not Detected.					
	66 Bromoform	173	Compound Not Detected.					
	67 Isopropylbenzene	105	Compound Not Detected.					
	68 1,1,2,2-Tetrachloroethane	83	Compound Not Detected.					
	69 1,4-Dichloro-2-butene	53	Compound Not Detected.					
	70 1,2,3-Trichloropropane	110	Compound Not Detected.					
	71 Bromobenzene	156	Compound Not Detected.					
	72 n-Propylbenzene	120	Compound Not Detected.					
	73 2-Chlorotoluene	126	Compound Not Detected.					
	74 1,3,5-Trimethylbenzene	105	Compound Not Detected.					
	75 4-Chlorotoluene	126	Compound Not Detected.					

76	tert-Butylbenzene	119	Compound Not Detected.				
77	1,2,4-Trimethylbenzene	105	9.974	9.976 (0.966)	30453	1.23154	0.2463
78	sec-Butylbenzene	105	Compound Not Detected.				

Data File: \\cansvr11\dd\chem\MSV\a3ux10.i\P90403A.b\UXX0579.D
Report Date: 06-Apr-2009 10:14

	Compounds	QUANT SIG MASS	RT	EXP RT	REL RT	RESPONSE	CONCENTRATIONS ON-COLUMN (ng)	FINAL (ug/L)
79	4-Isopropyltoluene	119	10.281	10.284	(0.995)	40577	1.58727	0.3174
80	1,3-Dichlorobenzene	146	Compound Not Detected.					
81	1,4-Dichlorobenzene	146	Compound Not Detected.					
82	n-Butylbenzene	91	Compound Not Detected.					
83	1,2-Dichlorobenzene	146	Compound Not Detected.					
84	1,2-Dibromo-3-chloropropane	157	Compound Not Detected.					
85	1,2,4-Trichlorobenzene	180	Compound Not Detected.					
86	Hexachlorobutadiene	225	Compound Not Detected.					
87	Naphthalene	128	12.601	12.603	(1.220)	24688	1.16006	0.2320
88	1,2,3-Trichlorobenzene	180	Compound Not Detected.					
14	Dichlorofluoromethane	67	Compound Not Detected.					
89	Ethyl Ether	59	Compound Not Detected.					
91	3-Chloropropene	76	Compound Not Detected.					
92	Isopropyl Ether	87	Compound Not Detected.					
93	2-Chloro-1,3-butadiene	53	Compound Not Detected.					
94	Propionitrile	54	Compound Not Detected.					
95	Ethyl Acetate	43	Compound Not Detected.					
96	Methacrylonitrile	41	Compound Not Detected.					
97	Isobutanol	41	Compound Not Detected.					
99	n-Butanol	56	Compound Not Detected.					
100	Methyl Methacrylate	41	Compound Not Detected.					
101	2-Nitropropane	41	Compound Not Detected.					
103	Cyclohexanone	55	Compound Not Detected.					
98	Cyclohexane	56	Compound Not Detected.					
143	Methyl Acetate	43	Compound Not Detected.					
144	Methylcyclohexane	83	Compound Not Detected.					
141	1,3,5-Trichlorobenzene	180	Compound Not Detected.					
146	2-Methylnaphthalene	142	Compound Not Detected.					
149	Vinyl Acetate-86	86	Compound Not Detected.					

Data File: \\cansvr11\dd\chem\MSV\a3ux10.i\P90403A.b\UXX0579.D
Report Date: 06-Apr-2009 10:14

STL Inc North Canton

INTERNAL STANDARD COMPOUNDS
AREA AND RT SUMMARY

Instrument ID: a3ux10.i
Lab File ID: UXX0579.D
Lab Smp Id: K9C7J1AA
Analysis Type: VOA
Quant Type: ISTD
Operator: 1904
Calibration Date: 03-APR-2009
Calibration Time: 10:04
Client Smp ID: SCFww-003-0006-WW
Level: LOW
Sample Type: WATER
Method File: \\cansvr11\dd\chem\MSV\a3ux10.i\P90403A.b\8260LLUX10.m
Misc Info: P90403A,8260LLUX10,,1904

		AREA LIMIT			
COMPOUND	STANDARD	LOWER	UPPER	SAMPLE	%DIFF
1 Fluorobenzene	1825877	912939	3651754	1404365	-23.09
2 Chlorobenzene-d5	1297654	648827	2595308	1007045	-22.39
3 1,4-Dichlorobenze	785309	392655	1570618	608997	-22.45

		RT LIMIT			
COMPOUND	STANDARD	LOWER	UPPER	SAMPLE	%DIFF
1 Fluorobenzene	5.37	4.87	5.87	5.37	-0.04
2 Chlorobenzene-d5	8.07	7.57	8.57	8.07	-0.03
3 1,4-Dichlorobenze	10.33	9.83	10.83	10.33	-0.02

AREA UPPER LIMIT = +100% of internal standard area.
AREA LOWER LIMIT = - 50% of internal standard area.
RT UPPER LIMIT = + 0.50 minutes of internal standard RT.
RT LOWER LIMIT = - 0.50 minutes of internal standard RT.

Data File: \\cansvr11\dd\chem\MSV\a3ux10.i\P90403A.b\UXX0579.D
Date : 03-APR-2009 16:25
Client ID: SCFww-003-0006-WW
Instrument: a3ux10.i
Sample Info: K9C7J1AA,5ML/5ML
Purge Volume: 5.0
Operator: 1904
Column phase: DB624
Column diameter: 0.18

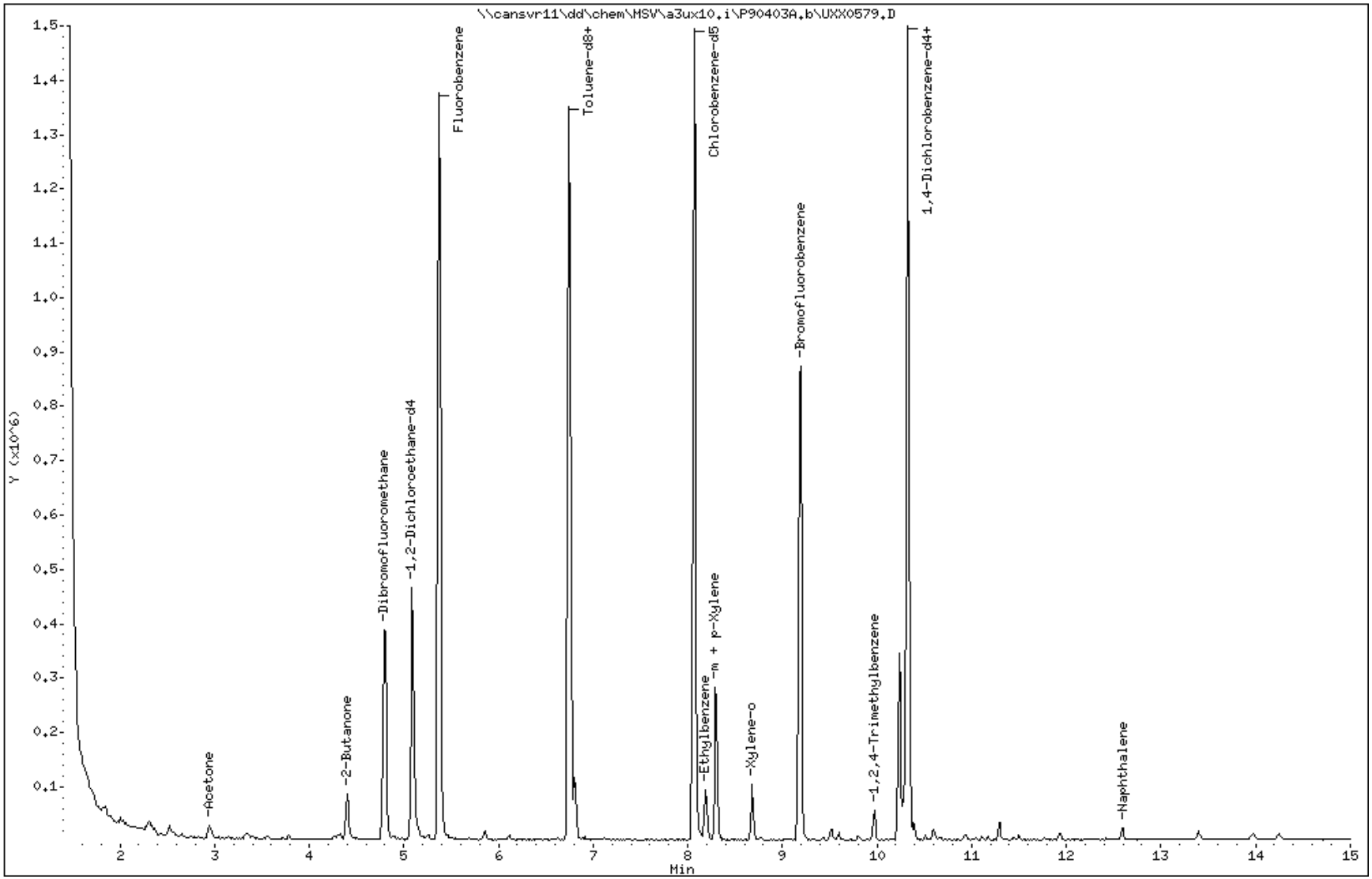

Data File: \\cansvr11\dd\chem\MSV\a3ux10.i\P90403A.b\UXX0579.D

Date : 03-APR-2009 16:25

Client ID: SCFww-003-0006-WW | Instrument: a3ux10.i

Sample Info: K9C7J1AA,5ML/5ML

Purge Volume: 5.0 | Operator: 1904

Column phase: DB624 | Column diameter: 0.18

16 Acetone | Concentration: 1.046 ug/L

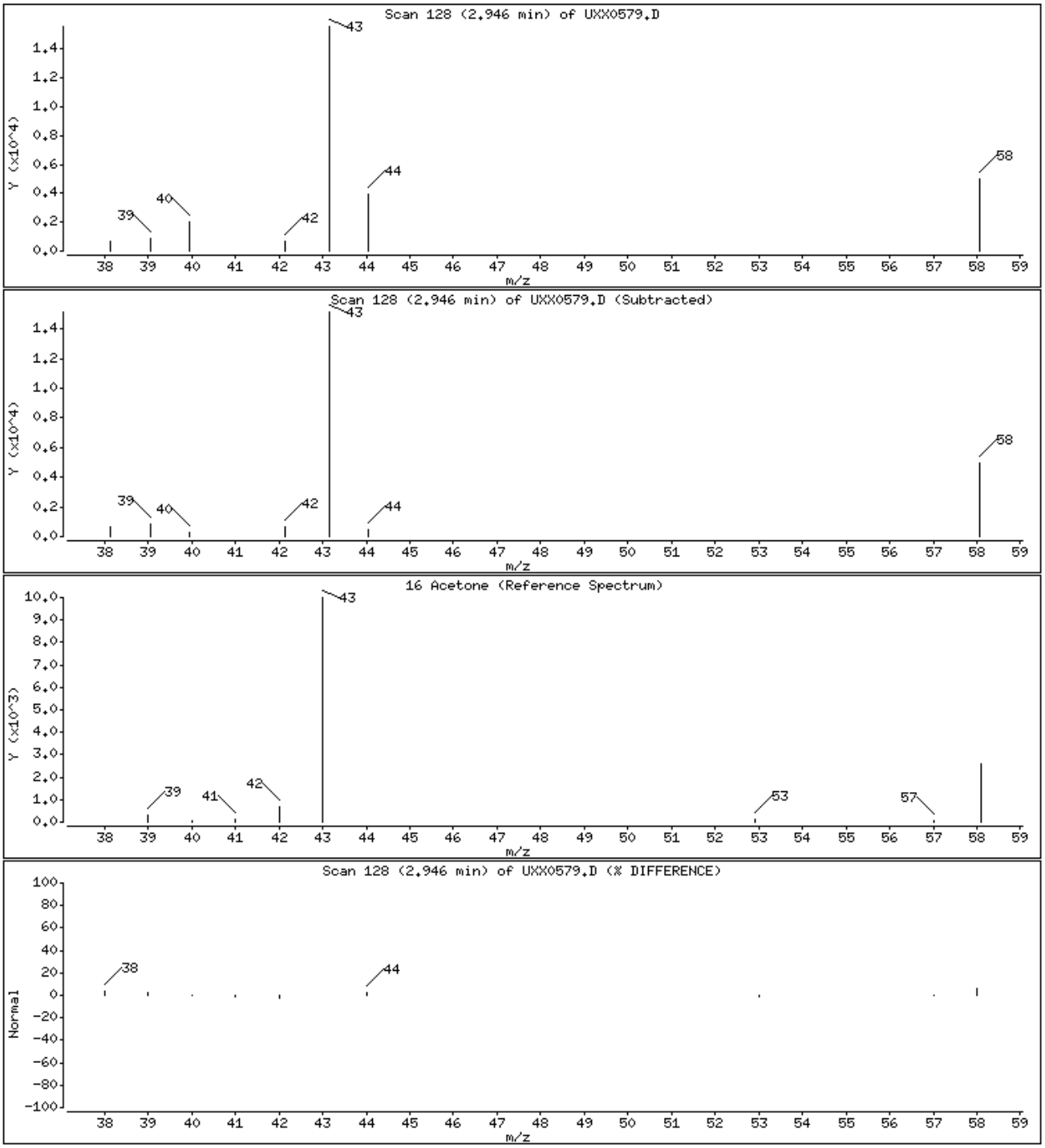

Data File: \\cansvr11\dd\chem\MSV\a3ux10.i\P90403A.b\UXX0579.D

Date : 03-APR-2009 16:25

Client ID: SCFww-003-0006-WW | Instrument: a3ux10.i

Sample Info: K9C7J1AA,5ML/5ML

Purge Volume: 5.0 | Operator: 1904

Column phase: DB624 | Column diameter: 0.18

30 2-Butanone | Concentration: 7.960 ug/L

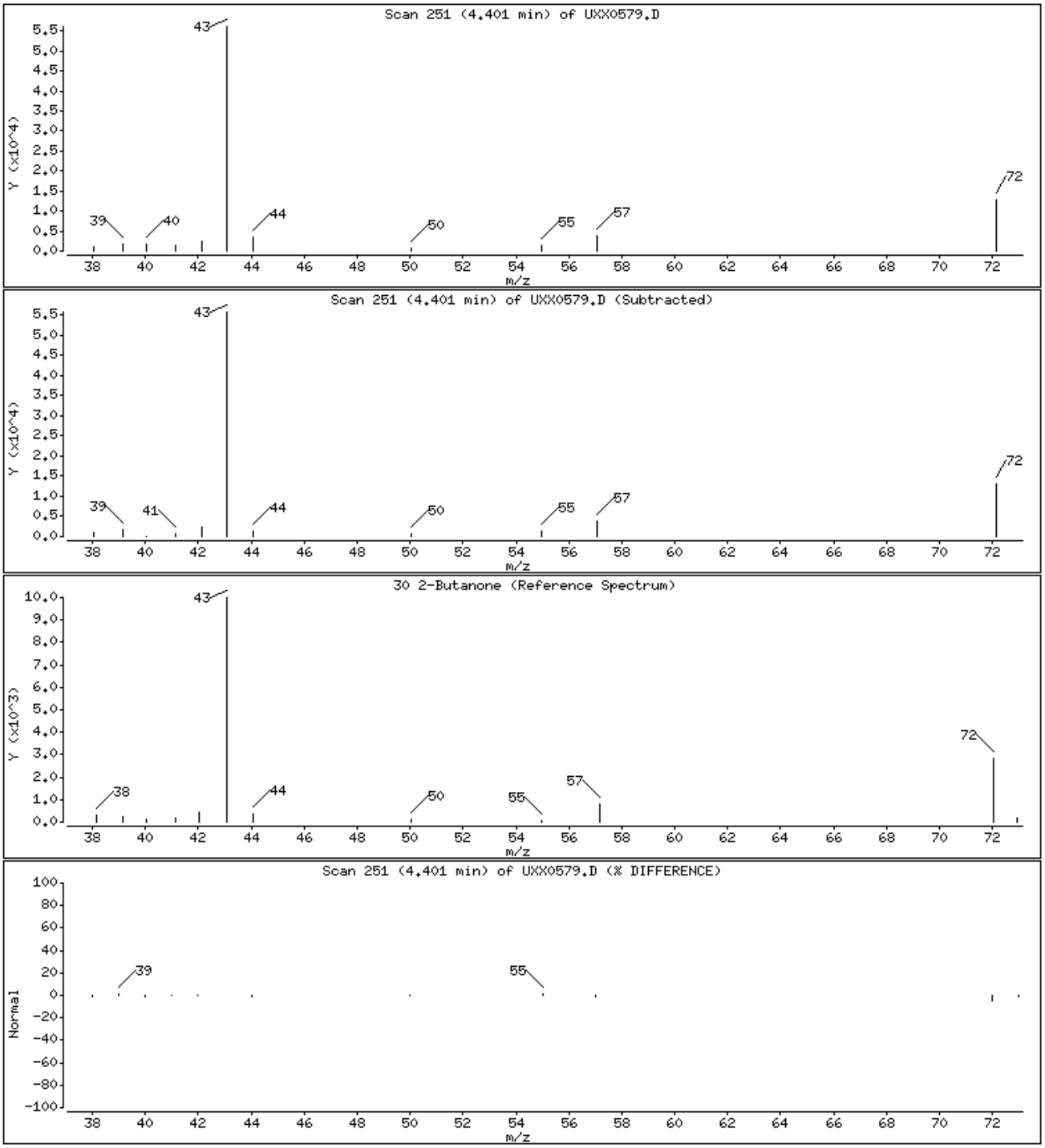

Data File: \\cansvr11\dd\chem\MSV\a3ux10.i\P90403A.b\UXX0579.D

Date : 03-APR-2009 16:25

Client ID: SCFww-003-0006-WW | Instrument: a3ux10.i

Sample Info: K9C7J1AA,5ML/5ML

Purge Volume: 5.0 | Operator: 1904

Column phase: DB624 | Column diameter: 0.18

50 Toluene | Concentration: 0.6120 ug/L

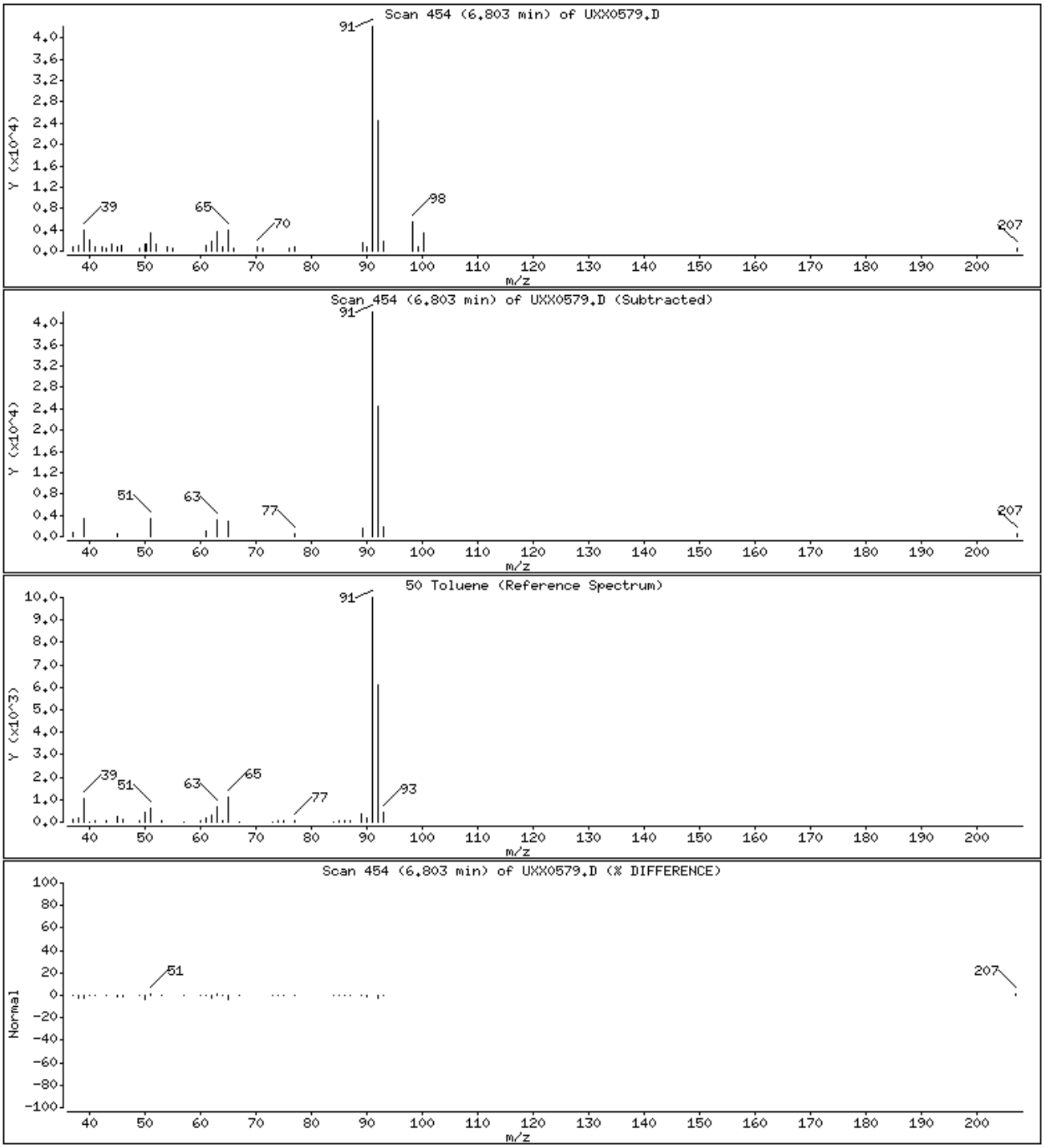

Data File: \\cansvr11\dd\chem\MSV\a3ux10.i\P90403A.b\UXX0579.D

Date : 03-APR-2009 16:25

Client ID: SCFww-003-0006-WW Instrument: a3ux10.i

Sample Info: K9C7J1AA,5ML/5ML

Purge Volume: 5.0 Operator: 1904

Column phase: DB624 Column diameter: 0.18

61 Ethylbenzene Concentration: 0.4827 ug/L

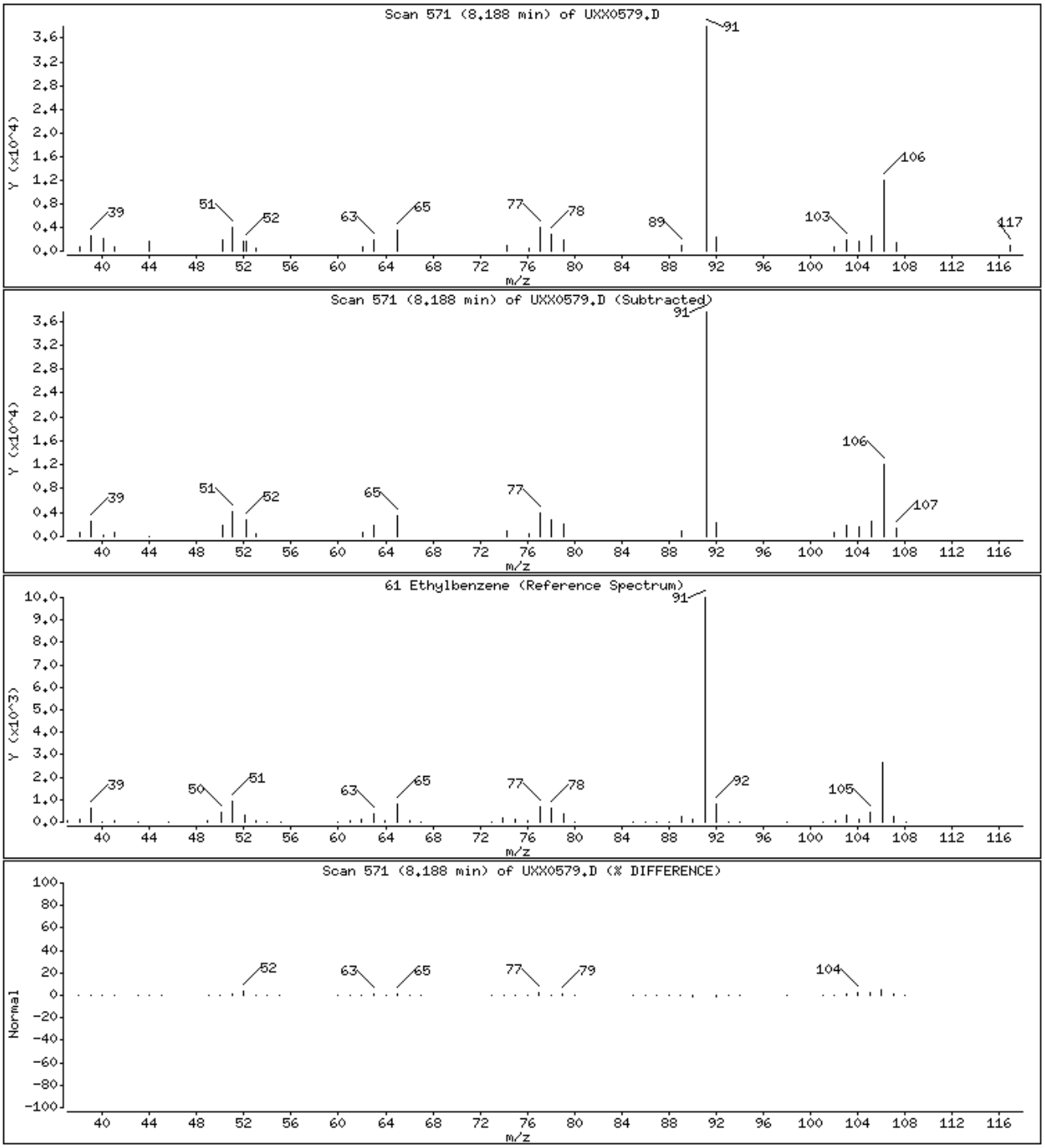

Data File: \\cansvr11\dd\chem\MSV\a3ux10.i\P90403A.b\UXX0579.D

Date : 03-APR-2009 16:25

Client ID: SCFww-003-0006-WW | Instrument: a3ux10.i

Sample Info: K9C7J1AA,5ML/5ML

Purge Volume: 5.0 | Operator: 1904

Column phase: DB624 | Column diameter: 0.18

62 m + p-Xylene | Concentration: 1.696 ug/L

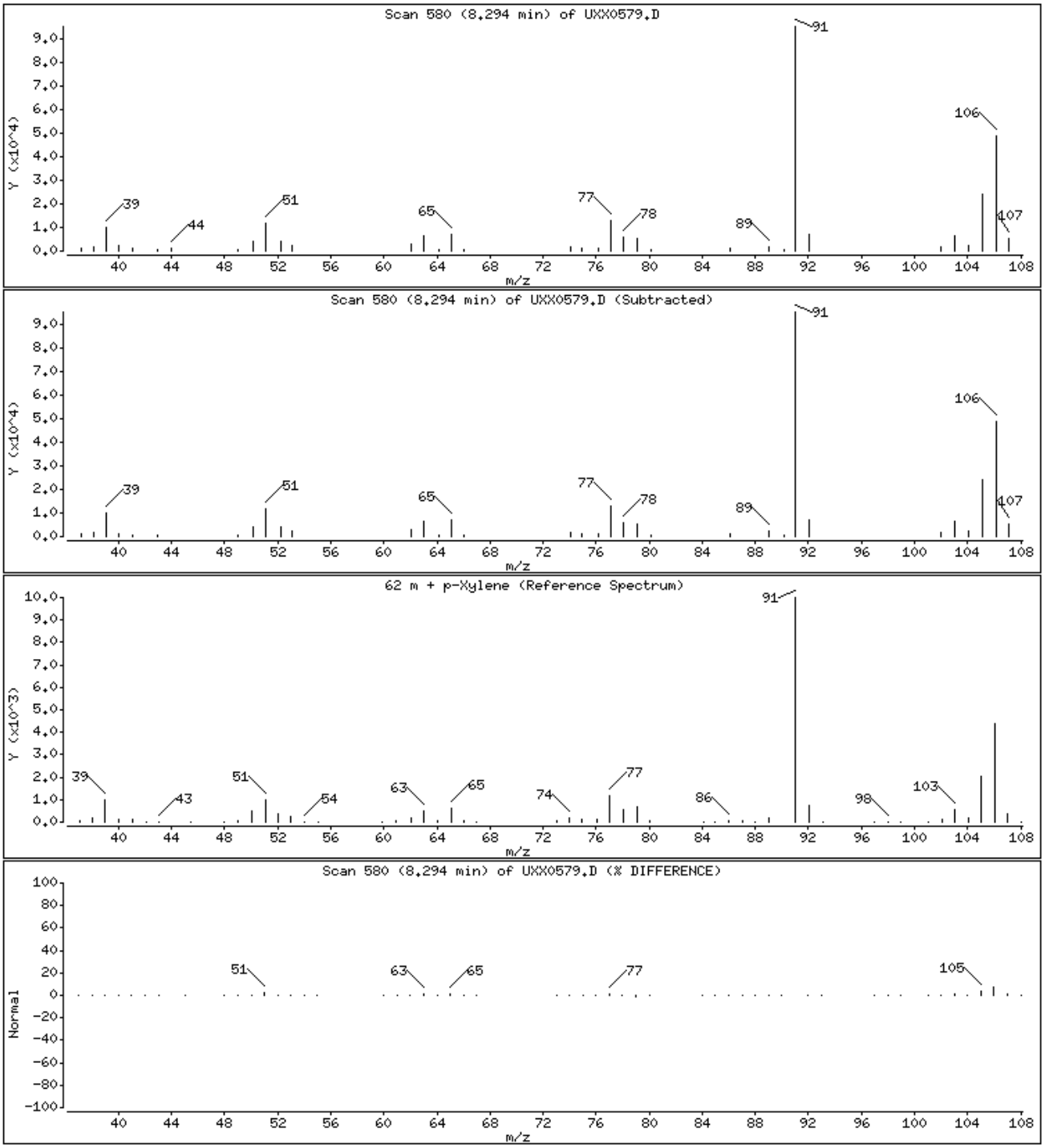

Data File: \\cansvr11\dd\chem\MSV\a3ux10.i\P90403A.b\UXX0579.D

Date : 03-APR-2009 16:25

Client ID: SCFww-003-0006-WW | Instrument: a3ux10.i

Sample Info: K9C7J1AA,5ML/5ML

Purge Volume: 5.0 | Operator: 1904

Column phase: DB624 | Column diameter: 0.18

64 Xylene-o | Concentration: 0.5973 ug/L

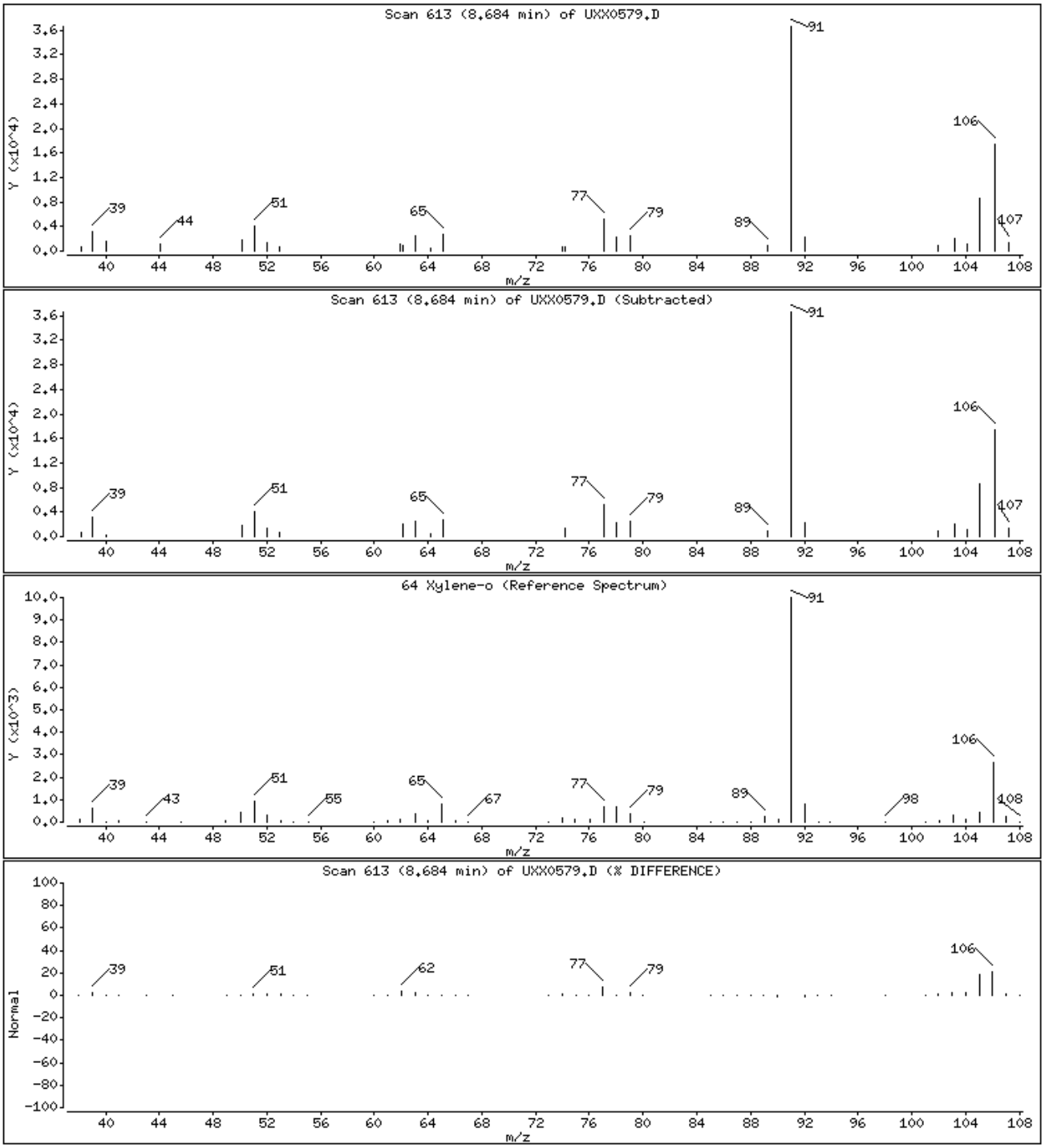

Data File: \\cansvr11\dd\chem\MSV\a3ux10.i\P90403A.b\UXX0579.D

Date : 03-APR-2009 16:25

Client ID: SCFww-003-0006-WW | Instrument: a3ux10.i

Sample Info: K9C7J1AA,5ML/5ML

Purge Volume: 5.0 | Operator: 1904

Column phase: DB624 | Column diameter: 0.18

77 1,2,4-Trimethylbenzene | Concentration: 0.2463 ug/L

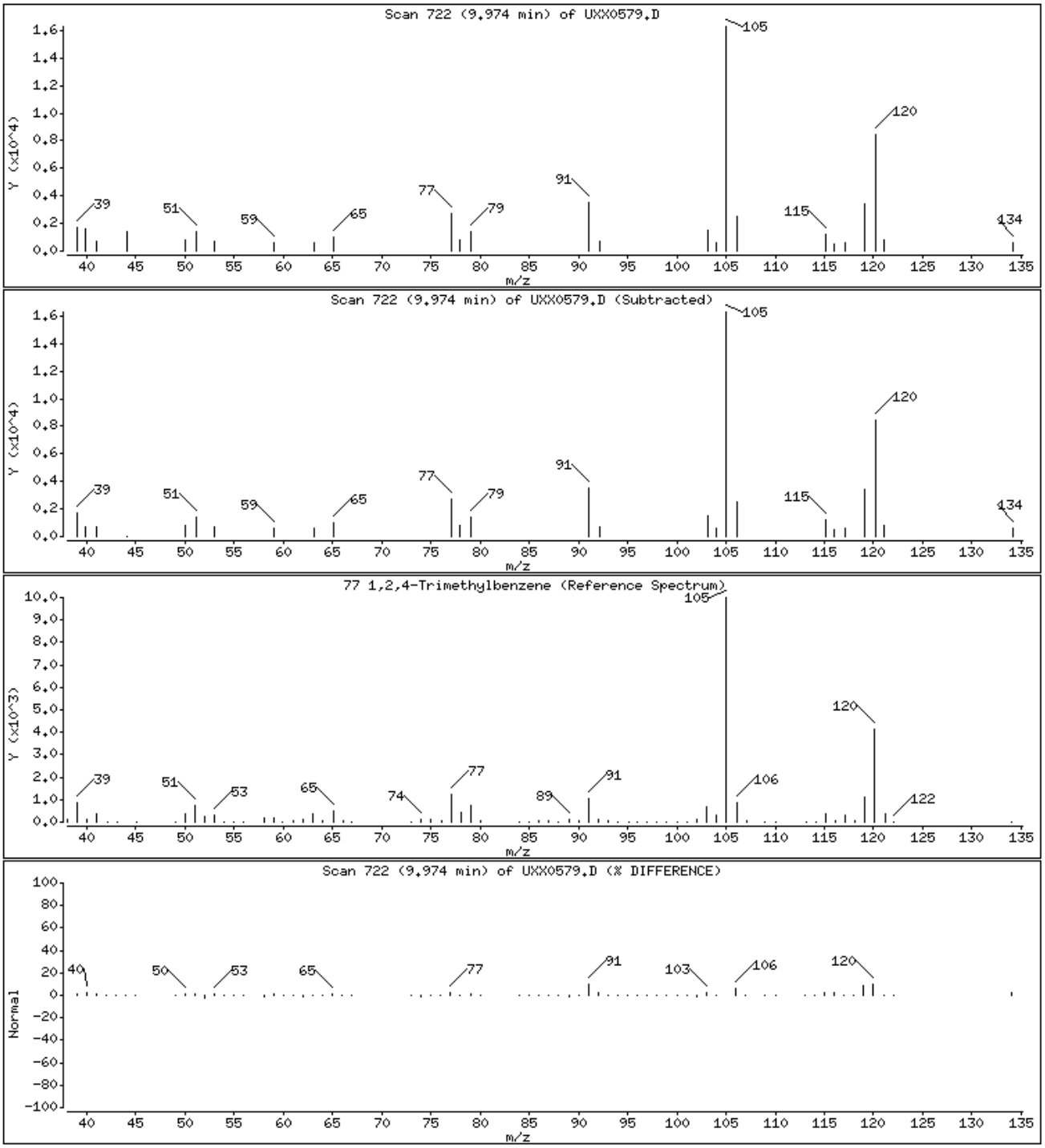

Data File: \\cansvr11\dd\chem\MSV\a3ux10.i\P90403A.b\UXX0579.D

Date : 03-APR-2009 16:25

Client ID: SCFww-003-0006-WW | Instrument: a3ux10.i

Sample Info: K9C7J1AA,5ML/5ML

Purge Volume: 5.0 | Operator: 1904

Column phase: DB624 | Column diameter: 0.18

79 4-Isopropyltoluene | Concentration: 0.3174 ug/L

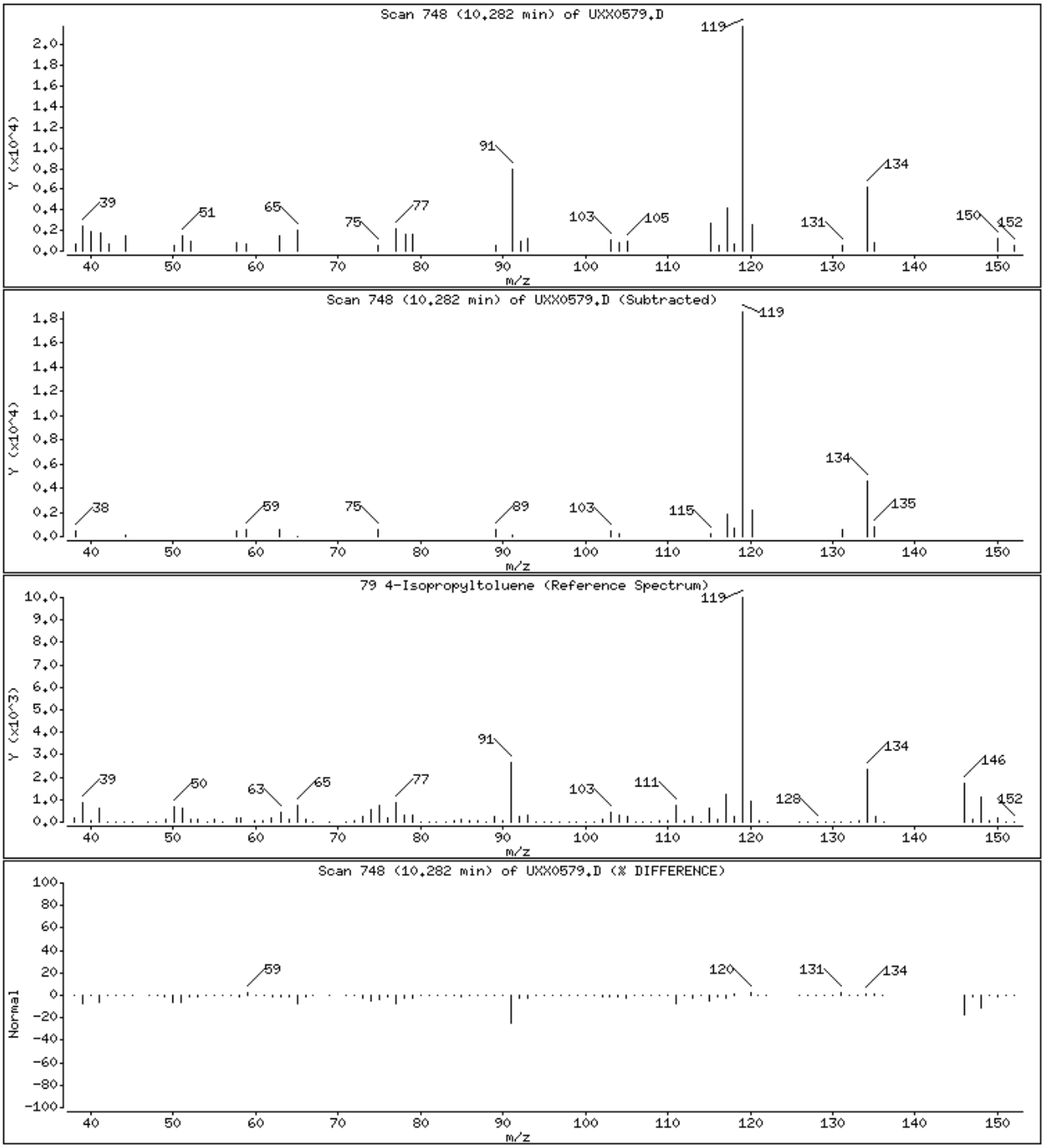

Data File: \\cansvr11\dd\chem\MSV\a3ux10.i\P90403A.b\UXX0579.D

Date : 03-APR-2009 16:25

Client ID: SCFww-003-0006-WW | Instrument: a3ux10.i

Sample Info: K9C7J1AA,5ML/5ML

Purge Volume: 5.0 | Operator: 1904

Column phase: DB624 | Column diameter: 0.18

87 Naphthalene | Concentration: 0.2320 ug/L

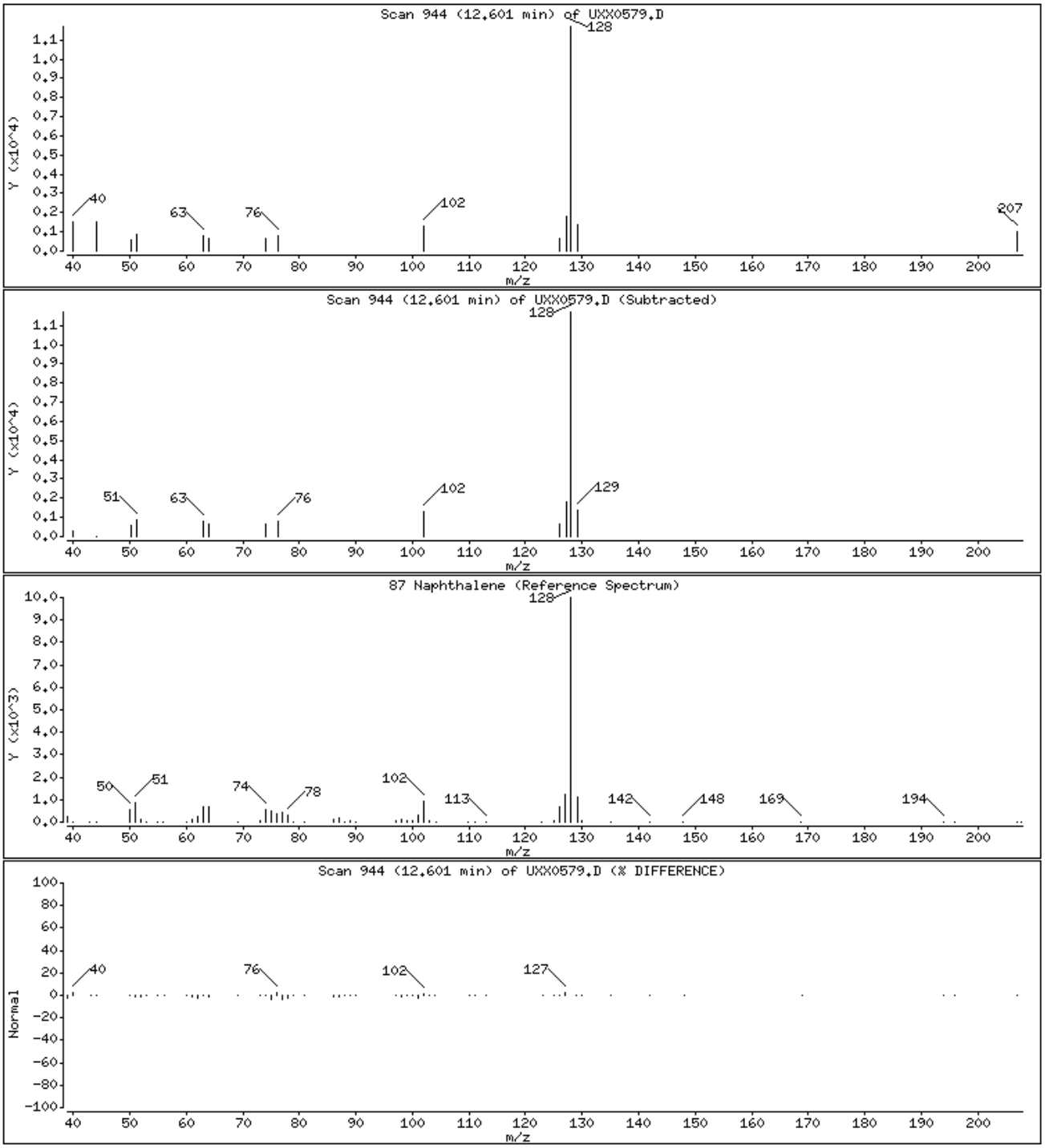

Science Applications International Corp

Client Sample ID: SCFww-003-0006-WW

TCLP GC/MS Volatiles

Lot-Sample #...: A9C310174-004 **Work Order #...:** K9C7J1CD **Matrix.....:** WG
Date Sampled...: 03/27/09 19:20 **Date Received..:** 03/28/09
Leach Date.....: 04/01/09 **Prep Date.....:** 04/09/09 **Analysis Date..:** 04/09/09
Leach Batch #..: P909115 **Prep Batch #...:** 9099403
Dilution Factor: 1 **Initial Wgt/Vol:** 0.1 mL **Final Wgt/Vol..:** 5 mL
Method.....: SW846 8260B

PARAMETER	RESULT	REPORTING LIMIT	UNITS
Benzene	ND	0.025	mg/L
2-Butanone (MEK)	ND	0.25	mg/L
Carbon tetrachloride	ND	0.025	mg/L
Chlorobenzene	ND	0.025	mg/L
Chloroform	ND	0.025	mg/L
1,2-Dichloroethane	ND	0.025	mg/L
1,1-Dichloroethylene	ND	0.070	mg/L
Tetrachloroethylene	ND	0.070	mg/L
Trichloroethylene	ND	0.050	mg/L
Vinyl chloride	ND	0.025	mg/L

SURROGATE	PERCENT RECOVERY	RECOVERY LIMITS
Dibromofluoromethane	104	(86 - 125)
1,2-Dichloroethane-d4	107	(80 - 122)
Toluene-d8	102	(90 - 122)
4-Bromofluorobenzene	94	(84 - 125)

NOTE(S):

Analysis performed in accordance with USEPA Toxicity Characteristic Leaching Procedure Method 1311

Data File: \\cansvr11\dd\chem\MSV\a3ux12.i\T90409A.b\UX125155.D
Report Date: 09-Apr-2009 21:02

TestAmerica North Canton

VOLATILE REPORT SW-846 Method 8260A/8260B

Data file : \\cansvr11\dd\chem\MSV\a3ux12.i\T90409A.b\UX125155.D
Lab Smp Id: K9C7J1CD Client Smp ID: SCFww-003-0006-WW
Inj Date : 09-APR-2009 20:28
Operator : 1903 Inst ID: a3ux12.i
Smp Info : K9C7J1CD,0.1ML/5ML
Misc Info : T90409A,8260MIUX12,1-8260GM.SUB,1903
Comment   :
Method   : \\cansvr11\dd\chem\MSV\a3ux12.i\T90409A.b\8260MIUX12.m
Meth Date : 09-Apr-2009 17:04 laveyt Quant Type: ISTD
Cal Date : 01-APR-2009 17:16 Cal File: UX124993.D
Als bottle: 11
Dil Factor: 1.00000
Integrator: HP RTE Compound Sublist: 1-8260GM.SUB
Target Version: 4.14
Processing Host: CANSVR11

Concentration Formula: Amt * DF * 1/Vo * CpndVariable

Name	Value	Description
DF	1.000	Dilution Factor
Vo	0.10000	Sample volume
Va	100.000	Injection Volume
Cpnd Variable		Local Compound Variable

	Compounds	QUANT SIG MASS	RT	EXP RT	REL RT	RESPONSE	CONCENTRATIONS ON-COLUMN (ng)	FINAL (ug/L)
*	1 Fluorobenzene	96	5.465	5.454	(1.000)	601129	100.000	
*	2 Chlorobenzene-d5	117	8.140	8.140	(1.000)	533236	100.000	
*	3 1,4-Dichlorobenzene-d4	152	10.376	10.376	(1.000)	292455	100.000	
$	4 Dibromofluoromethane	113	4.898	4.898	(0.896)	146899	125.645	1256.4
$	5 1,2-Dichloroethane-d4	65	5.182	5.182	(0.948)	181674	128.892	1288.9
$	6 Toluene-d8	98	6.814	6.815	(0.837)	601636	123.015	1230.1
$	7 Bromofluorobenzene	95	9.252	9.240	(1.137)	236735	113.560	1135.6
	8 Dichlorodifluoromethane	85	Compound Not Detected.					
	9 Chloromethane	50	Compound Not Detected.					
	10 Vinyl Chloride	62	Compound Not Detected.					
	11 Bromomethane	94	Compound Not Detected.					
	12 Chloroethane	64	Compound Not Detected.					
	13 Trichlorofluoromethane	101	Compound Not Detected.					
	16 Acetone	43	Compound Not Detected.					
	17 1,1-Dichloroethene	61	Compound Not Detected.					
	18 Freon-113	101	Compound Not Detected.					
	20 Carbon Disulfide	76	Compound Not Detected.					
	21 Methylene Chloride	84	Compound Not Detected.					
	24 Methyl tert-butyl ether	73	Compound Not Detected.					
	25 trans-1,2-Dichloroethene	61	Compound Not Detected.					

28	1,1-Dichloroethane	63	Compound Not Detected.
30	2-Butanone	43	Compound Not Detected.

Data File: \\cansvr11\dd\chem\MSV\a3ux12.i\T90409A.b\UX125155.D
Report Date: 09-Apr-2009 21:02

		QUANT SIG MASS	RT	EXP RT	REL RT	RESPONSE	CONCENTRATIONS ON-COLUMN (ng)	CONCENTRATIONS FINAL (ug/L)
M 31	1,2-Dichloroethene (total)	61	Compound Not Detected.					
32	cis-1,2-dichloroethene	61	Compound Not Detected.					
35	Chloroform	83	Compound Not Detected.					
37	1,1,1-Trichloroethane	97	Compound Not Detected.					
39	Carbon Tetrachloride	117	Compound Not Detected.					
40	1,2-Dichloroethane	62	Compound Not Detected.					
41	Benzene	78	Compound Not Detected.					
42	Trichloroethene	130	Compound Not Detected.					
43	1,2-Dichloropropane	63	Compound Not Detected.					
46	Bromodichloromethane	83	Compound Not Detected.					
48	cis-1,3-Dichloropropene	75	Compound Not Detected.					
49	4-Methyl-2-pentanone	43	Compound Not Detected.					
50	Toluene	91	Compound Not Detected.					
51	trans-1,3-Dichloropropene	75	Compound Not Detected.					
53	1,1,2-Trichloroethane	97	Compound Not Detected.					
55	Tetrachloroethene	164	Compound Not Detected.					
56	2-Hexanone	43	Compound Not Detected.					
57	Dibromochloromethane	129	Compound Not Detected.					
58	1,2-Dibromoethane	107	Compound Not Detected.					
59	Chlorobenzene	112	Compound Not Detected.					
61	Ethylbenzene	91	Compound Not Detected.					
62	m + p-Xylene	91	Compound Not Detected.					
M 63	Xylenes (total)	91	Compound Not Detected.					
64	Xylene-o	91	Compound Not Detected.					
65	Styrene	104	Compound Not Detected.					
66	Bromoform	173	Compound Not Detected.					
67	Isopropylbenzene	105	Compound Not Detected.					
68	1,1,2,2-Tetrachloroethane	83	Compound Not Detected.					
80	1,3-Dichlorobenzene	146	Compound Not Detected.					
81	1,4-Dichlorobenzene	146	Compound Not Detected.					
83	1,2-Dichlorobenzene	146	Compound Not Detected.					
85	1,2,4-Trichlorobenzene	180	Compound Not Detected.					
98	Cyclohexane	56	Compound Not Detected.					
143	Methyl Acetate	43	Compound Not Detected.					
144	Methylcyclohexane	83	Compound Not Detected.					
84	1,2-Dibromo-3-chloropropane	157	Compound Not Detected.					

Data File: \\cansvr11\dd\chem\MSV\a3ux12.i\T90409A.b\UX125155.D
Report Date: 09-Apr-2009 21:02

TestAmerica North Canton

INTERNAL STANDARD COMPOUNDS
AREA AND RT SUMMARY

Instrument ID: a3ux12.i
Lab File ID: UX125155.D
Lab Smp Id: K9C7J1CD
Analysis Type: VOA
Quant Type: ISTD
Operator: 1903
Method File: \\cansvr11\dd\chem\MSV\a3ux12.i\T90409A.b\8260MIUX12.m
Misc Info: T90409A,8260MIUX12,1-8260GM.SUB,1903

Calibration Date: 09-APR-2009
Calibration Time: 16:48
Client Smp ID: SCFww-003-0006-WW
Level: LOW
Sample Type: WATER

		AREA LIMIT			
COMPOUND	STANDARD	LOWER	UPPER	SAMPLE	%DIFF
1 Fluorobenzene	631882	315941	1263764	601129	-4.87
2 Chlorobenzene-d5	561051	280526	1122102	533236	-4.96
3 1,4-Dichlorobenze	314684	157342	629368	292455	-7.06

		RT LIMIT			
COMPOUND	STANDARD	LOWER	UPPER	SAMPLE	%DIFF
1 Fluorobenzene	5.45	4.95	5.95	5.47	0.21
2 Chlorobenzene-d5	8.14	7.64	8.64	8.14	-0.00
3 1,4-Dichlorobenze	10.38	9.88	10.88	10.38	-0.00

AREA UPPER LIMIT = +100% of internal standard area.
AREA LOWER LIMIT = - 50% of internal standard area.
RT UPPER LIMIT = + 0.50 minutes of internal standard RT.
RT LOWER LIMIT = - 0.50 minutes of internal standard RT.

Data File: \\cansvr11\dd\chem\MSV\a3ux12.i\T90409A.b\UX125155.D
Date : 09-APR-2009 20:28
Client ID: SCFww-003-0006-WW
Instrument: a3ux12.i
Sample Info: K9C7J1CD,0.1ML/5ML
Purge Volume: 0.1
Operator: 1903
Column phase: DB624
Column diameter: 0.18

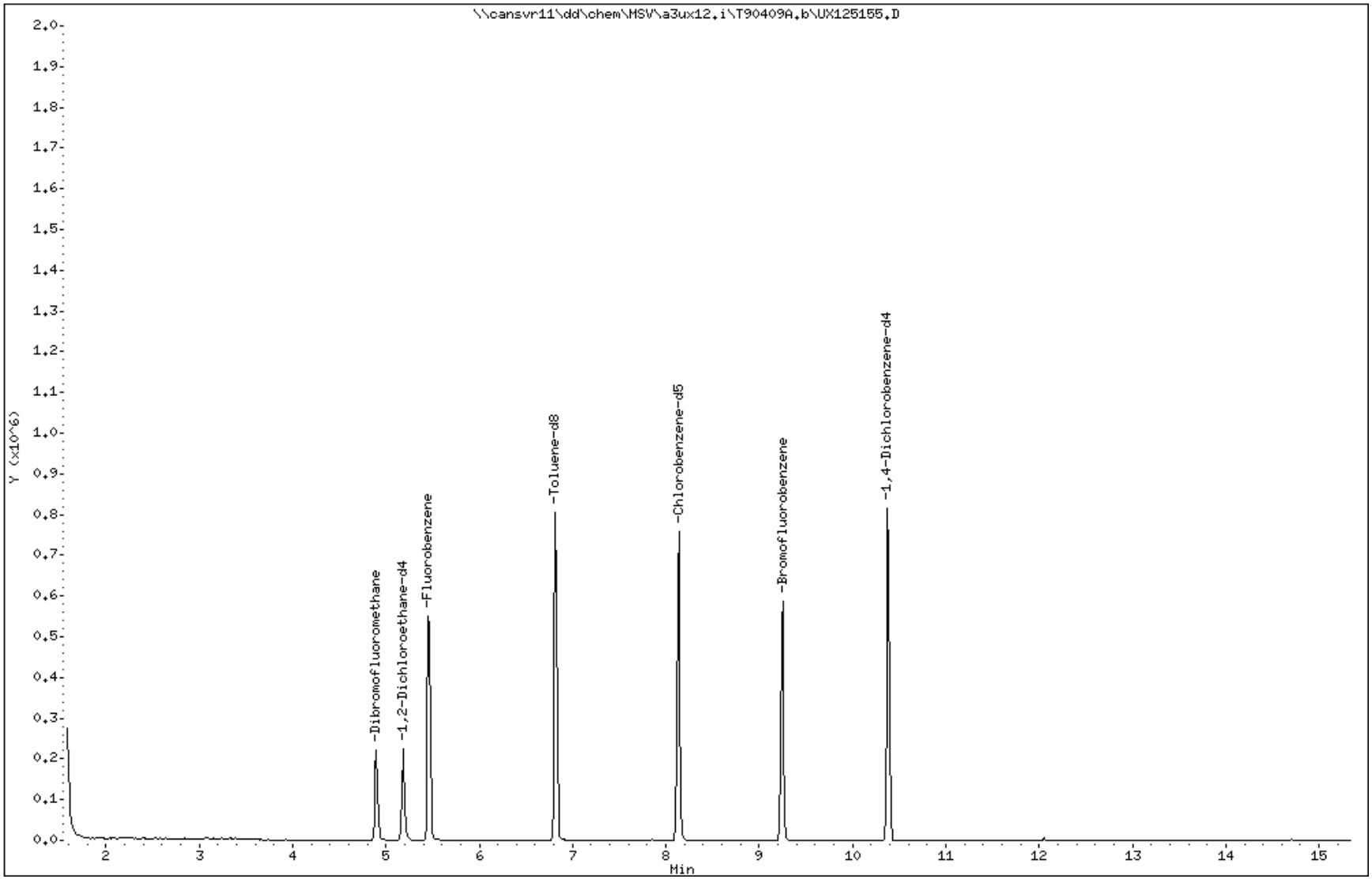

Science Applications International Corp

Client Sample ID: SCFqc-002-0007-TB

GC/MS Volatiles

Lot-Sample #...: A9C310174-005 **Work Order #...:** K9C7L1AA **Matrix.....:** WQ
Date Sampled...: 03/27/09 10:00 **Date Received..:** 03/28/09
Prep Date.....: 04/03/09 **Analysis Date..:** 04/03/09
Prep Batch #...: 9093216
Dilution Factor: 1 **Initial Wgt/Vol:** 5 mL **Final Wgt/Vol..:** 5 mL
Method.....: SW846 8260B

PARAMETER	RESULT	REPORTING LIMIT	UNITS
Acetone	ND	10	ug/L
Benzene	ND	1.0	ug/L
Bromochloromethane	ND	1.0	ug/L
Bromodichloromethane	ND	1.0	ug/L
Bromoform	ND	1.0	ug/L
Bromomethane	ND	1.0	ug/L
2-Butanone	ND	10	ug/L
Carbon disulfide	ND	1.0	ug/L
Carbon tetrachloride	ND	1.0	ug/L
Chlorobenzene	ND	1.0	ug/L
Dibromochloromethane	ND	1.0	ug/L
Chloroethane	ND	1.0	ug/L
Chloroform	**0.21 J**	**1.0**	**ug/L**
Chloromethane	ND	1.0	ug/L
1,2-Dibromoethane	ND	1.0	ug/L
1,1-Dichloroethane	ND	1.0	ug/L
1,2-Dichloroethane	ND	1.0	ug/L
1,1-Dichloroethene	ND	1.0	ug/L
1,2-Dichloroethene (total)	ND	1.0	ug/L
1,2-Dichloropropane	ND	1.0	ug/L
cis-1,3-Dichloropropene	ND	1.0	ug/L
trans-1,3-Dichloropropene	ND	1.0	ug/L
Ethylbenzene	ND	1.0	ug/L
2-Hexanone	ND	10	ug/L
Methylene chloride	ND	1.0	ug/L
4-Methyl-2-pentanone	ND	10	ug/L
Styrene	ND	1.0	ug/L
1,1,2,2-Tetrachloroethane	ND	1.0	ug/L
Tetrachloroethene	ND	1.0	ug/L
Toluene	ND	1.0	ug/L
1,1,1-Trichloroethane	ND	1.0	ug/L
1,1,2-Trichloroethane	ND	1.0	ug/L
Trichloroethene	ND	1.0	ug/L
Vinyl chloride	ND	1.0	ug/L
Xylenes (total)	ND	2.0	ug/L

(Continued on next page)

Science Applications International Corp

Client Sample ID: SCFqc-002-0007-TB

GC/MS Volatiles

Lot-Sample #...: A9C310174-005 **Work Order #...:** K9C7L1AA **Matrix.....:** WQ

SURROGATE	PERCENT RECOVERY	RECOVERY LIMITS
Dibromofluoromethane	101	(50 - 150)
1,2-Dichloroethane-d4	102	(50 - 150)
Toluene-d8	94	(50 - 150)
4-Bromofluorobenzene	89	(50 - 150)

NOTE(S):

J Estimated result. Result is less than RL.

Data File: \\cansvr11\dd\chem\MSV\a3ux10.i\P90403A.b\UXX0580.D
Report Date: 06-Apr-2009 10:14

STL Inc North Canton

VOLATILE REPORT SW-846 Method 8260A/B

Data file : \\cansvr11\dd\chem\MSV\a3ux10.i\P90403A.b\UXX0580.D
Lab Smp Id: K9C7L1AA Client Smp ID: SCFqc-002-0007-TB
Inj Date : 03-APR-2009 16:46
Operator : 1904 Inst ID: a3ux10.i
Smp Info : K9C7L1AA,5ML/5ML
Misc Info : P90403A,8260LLUX10,,1904
Comment   :
Method   : \\cansvr11\dd\chem\MSV\a3ux10.i\P90403A.b\8260LLUX10.m
Meth Date : 03-Apr-2009 16:08 quayler Quant Type: ISTD
Cal Date : 02-MAR-2009 23:12 Cal File: UXX9863.D
Als bottle: 19
Dil Factor: 1.00000
Integrator: HP RTE Compound Sublist: 4-8260+IX.sub
Target Version: 4.14
Processing Host: CANSVR11

Concentration Formula: Amt * DF * 1/Vo * CpndVariable

Name	Value	Description
DF	1.000	Dilution Factor
Vo	5.000	Sample volume
Va	100.000	Injection Volume
Cpnd Variable		Local Compound Variable

	Compounds	QUANT SIG MASS	RT	EXP RT	REL RT	RESPONSE	CONCENTRATIONS ON-COLUMN (ng)	FINAL (ug/L)
* 1	Fluorobenzene	96	5.373	5.373	(1.000)	1442394	50.0000	
* 2	Chlorobenzene-d5	117	8.071	8.071	(1.000)	1031182	50.0000	
* 3	1,4-Dichlorobenzene-d4	152	10.331	10.331	(1.000)	586567	50.0000	
$ 4	Dibromofluoromethane	113	4.793	4.793	(0.892)	298844	50.6685	10.134
$ 5	1,2-Dichloroethane-d4	65	5.089	5.089	(0.947)	386925	51.1566	10.231
$ 6	Toluene-d8	98	6.746	6.746	(0.836)	1079032	46.8520	9.370
$ 7	Bromofluorobenzene	95	9.183	9.183	(1.138)	382364	44.6696	8.934
8	Dichlorodifluoromethane	85	Compound Not Detected.					
9	Chloromethane	50	Compound Not Detected.					
10	Vinyl Chloride	62	Compound Not Detected.					
11	Bromomethane	94	Compound Not Detected.					
12	Chloroethane	64	Compound Not Detected.					
13	Trichlorofluoromethane	101	Compound Not Detected.					
15	Acrolein	56	Compound Not Detected.					
16	Acetone	43	Compound Not Detected.					
17	1,1-Dichloroethene	96	Compound Not Detected.					
18	Freon-113	151	Compound Not Detected.					
19	Iodomethane	142	Compound Not Detected.					
20	Carbon Disulfide	76	Compound Not Detected.					
21	Methylene Chloride	84	3.326	3.326	(0.619)	7970	1.01218	0.2024

22 Acetonitrile	41	Compound Not Detected.
23 Acrylonitrile	53	Compound Not Detected.

Data File: \\cansvr11\dd\chem\MSV\a3ux10.i\P90403A.b\UXX0580.D
Report Date: 06-Apr-2009 10:14

	Compounds	QUANT SIG MASS	RT	EXP RT	REL RT	RESPONSE	CONCENTRATIONS ON-COLUMN (ng)	FINAL (ug/L)
	24 Methyl tert-butyl ether	73	Compound Not Detected.					
	25 trans-1,2-Dichloroethene	96	Compound Not Detected.					
	26 Hexane	86	Compound Not Detected.					
	27 Vinyl acetate	43	Compound Not Detected.					
	28 1,1-Dichloroethane	63	Compound Not Detected.					
	29 tert-Butyl Alcohol	59	Compound Not Detected.					
	30 2-Butanone	43	Compound Not Detected.					
M	31 1,2-Dichloroethene (total)	96	Compound Not Detected.					
	32 cis-1,2-dichloroethene	96	Compound Not Detected.					
	33 2,2-Dichloropropane	77	Compound Not Detected.					
	34 Bromochloromethane	128	Compound Not Detected.					
	35 Chloroform	83	4.651	4.663	(0.866)	11911	1.03074	0.2061
	36 Tetrahydrofuran	42	Compound Not Detected.					
	37 1,1,1-Trichloroethane	97	Compound Not Detected.					
	38 1,1-Dichloropropene	75	Compound Not Detected.					
	39 Carbon Tetrachloride	117	Compound Not Detected.					
	40 1,2-Dichloroethane	62	Compound Not Detected.					
	41 Benzene	78	Compound Not Detected.					
	42 Trichloroethene	130	Compound Not Detected.					
	43 1,2-Dichloropropane	63	Compound Not Detected.					
	44 1,4-Dioxane	88	Compound Not Detected.					
	45 Dibromomethane	93	Compound Not Detected.					
	46 Bromodichloromethane	83	Compound Not Detected.					
	47 2-Chloroethyl vinyl ether	63	Compound Not Detected.					
	48 cis-1,3-Dichloropropene	75	Compound Not Detected.					
	49 4-Methyl-2-pentanone	43	Compound Not Detected.					
	50 Toluene	91	Compound Not Detected.					
	51 trans-1,3-Dichloropropene	75	Compound Not Detected.					
	52 Ethyl Methacrylate	69	Compound Not Detected.					
	53 1,1,2-Trichloroethane	97	Compound Not Detected.					
	54 1,3-Dichloropropane	76	Compound Not Detected.					
	55 Tetrachloroethene	164	Compound Not Detected.					
	56 2-Hexanone	43	Compound Not Detected.					
	57 Dibromochloromethane	129	Compound Not Detected.					
	58 1,2-Dibromoethane	107	Compound Not Detected.					
	59 Chlorobenzene	112	Compound Not Detected.					
	60 1,1,1,2-Tetrachloroethane	131	Compound Not Detected.					
	61 Ethylbenzene	106	Compound Not Detected.					
	62 m + p-Xylene	106	Compound Not Detected.					
M	63 Xylenes (total)	106	Compound Not Detected.					
	64 Xylene-o	106	Compound Not Detected.					
	65 Styrene	104	Compound Not Detected.					
	66 Bromoform	173	Compound Not Detected.					
	67 Isopropylbenzene	105	Compound Not Detected.					
	68 1,1,2,2-Tetrachloroethane	83	Compound Not Detected.					
	69 1,4-Dichloro-2-butene	53	Compound Not Detected.					
	70 1,2,3-Trichloropropane	110	Compound Not Detected.					
	71 Bromobenzene	156	Compound Not Detected.					
	72 n-Propylbenzene	120	Compound Not Detected.					
	73 2-Chlorotoluene	126	Compound Not Detected.					
	74 1,3,5-Trimethylbenzene	105	Compound Not Detected.					
	75 4-Chlorotoluene	126	Compound Not Detected.					

76	tert-Butylbenzene	119	Compound Not Detected.
77	1,2,4-Trimethylbenzene	105	Compound Not Detected.

Data File: \\cansvr11\dd\chem\MSV\a3ux10.i\P90403A.b\UXX0580.D
Report Date: 06-Apr-2009 10:14

	Compounds	QUANT SIG MASS	RT	EXP RT	REL RT	RESPONSE	CONCENTRATIONS ON-COLUMN (ng)	CONCENTRATIONS FINAL (ug/L)
78	sec-Butylbenzene	105	Compound Not Detected.					
79	4-Isopropyltoluene	119	Compound Not Detected.					
80	1,3-Dichlorobenzene	146	Compound Not Detected.					
81	1,4-Dichlorobenzene	146	Compound Not Detected.					
82	n-Butylbenzene	91	Compound Not Detected.					
83	1,2-Dichlorobenzene	146	Compound Not Detected.					
84	1,2-Dibromo-3-chloropropane	157	Compound Not Detected.					
85	1,2,4-Trichlorobenzene	180	Compound Not Detected.					
86	Hexachlorobutadiene	225	Compound Not Detected.					
87	Naphthalene	128	Compound Not Detected.					
88	1,2,3-Trichlorobenzene	180	Compound Not Detected.					
14	Dichlorofluoromethane	67	Compound Not Detected.					
89	Ethyl Ether	59	Compound Not Detected.					
91	3-Chloropropene	76	Compound Not Detected.					
92	Isopropyl Ether	87	Compound Not Detected.					
93	2-Chloro-1,3-butadiene	53	Compound Not Detected.					
94	Propionitrile	54	Compound Not Detected.					
95	Ethyl Acetate	43	Compound Not Detected.					
96	Methacrylonitrile	41	Compound Not Detected.					
97	Isobutanol	41	Compound Not Detected.					
99	n-Butanol	56	Compound Not Detected.					
100	Methyl Methacrylate	41	Compound Not Detected.					
101	2-Nitropropane	41	Compound Not Detected.					
103	Cyclohexanone	55	Compound Not Detected.					
98	Cyclohexane	56	Compound Not Detected.					
143	Methyl Acetate	43	Compound Not Detected.					
144	Methylcyclohexane	83	Compound Not Detected.					
141	1,3,5-Trichlorobenzene	180	Compound Not Detected.					
146	2-Methylnaphthalene	142	Compound Not Detected.					
149	Vinyl Acetate-86	86	Compound Not Detected.					

Data File: \\cansvr11\dd\chem\MSV\a3ux10.i\P90403A.b\UXX0580.D
Report Date: 06-Apr-2009 10:14

STL Inc North Canton

INTERNAL STANDARD COMPOUNDS
AREA AND RT SUMMARY

Instrument ID: a3ux10.i
Lab File ID: UXX0580.D
Lab Smp Id: K9C7L1AA
Analysis Type: VOA
Quant Type: ISTD
Operator: 1904
Method File: \\cansvr11\dd\chem\MSV\a3ux10.i\P90403A.b\8260LLUX10.m
Misc Info: P90403A,8260LLUX10,,1904

Calibration Date: 03-APR-2009
Calibration Time: 10:04
Client Smp ID: SCFqc-002-0007-TB
Level: LOW
Sample Type: WATER

		AREA LIMIT			
COMPOUND	STANDARD	LOWER	UPPER	SAMPLE	%DIFF
1 Fluorobenzene	1825877	912939	3651754	1442394	-21.00
2 Chlorobenzene-d5	1297654	648827	2595308	1031182	-20.53
3 1,4-Dichlorobenze	785309	392655	1570618	586567	-25.31

		RT LIMIT			
COMPOUND	STANDARD	LOWER	UPPER	SAMPLE	%DIFF
1 Fluorobenzene	5.37	4.87	5.87	5.37	-0.00
2 Chlorobenzene-d5	8.07	7.57	8.57	8.07	-0.00
3 1,4-Dichlorobenze	10.33	9.83	10.83	10.33	-0.00

AREA UPPER LIMIT = +100% of internal standard area.
AREA LOWER LIMIT = - 50% of internal standard area.
RT UPPER LIMIT = + 0.50 minutes of internal standard RT.
RT LOWER LIMIT = - 0.50 minutes of internal standard RT.

Data File: \\cansvr11\dd\chem\MSV\a3ux10.i\P90403A.b\UXX0580.D
Date : 03-APR-2009 16:46
Client ID: SCFqc-002-0007-TB
Instrument: a3ux10.i
Sample Info: K9C7L1AA,5ML/5ML
Purge Volume: 5.0
Operator: 1904
Column phase: DB624
Column diameter: 0.18

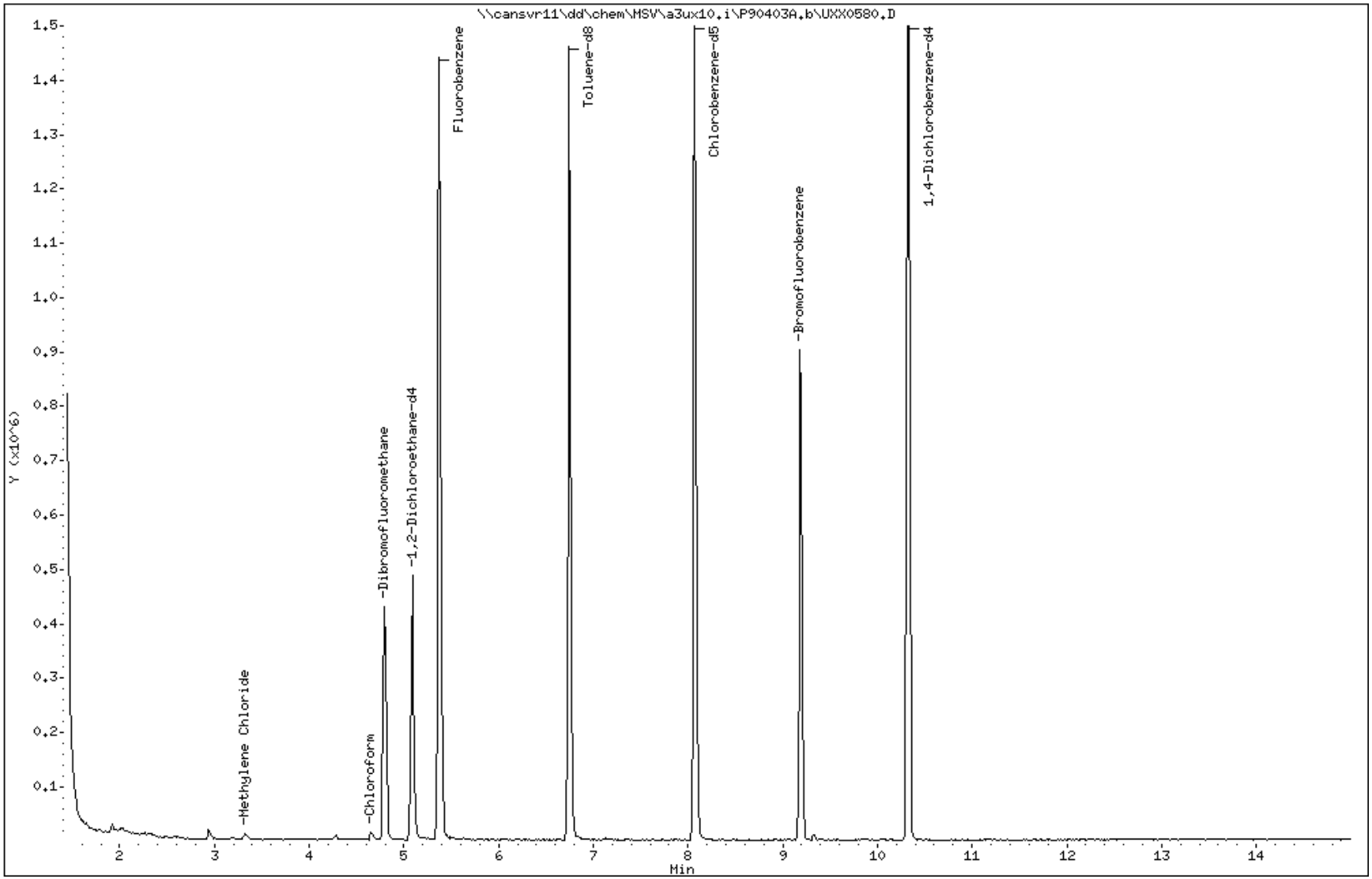

Data File: \\cansvr11\dd\chem\MSV\a3ux10.i\P90403A.b\UXX0580.D

Date : 03-APR-2009 16:46

Client ID: SCFqc-002-0007-TB | Instrument: a3ux10.i

Sample Info: K9C7L1AA,5ML/5ML

Purge Volume: 5.0 | Operator: 1904

Column phase: DB624 | Column diameter: 0.18

21 Methylene Chloride | Concentration: 0.2024 ug/L

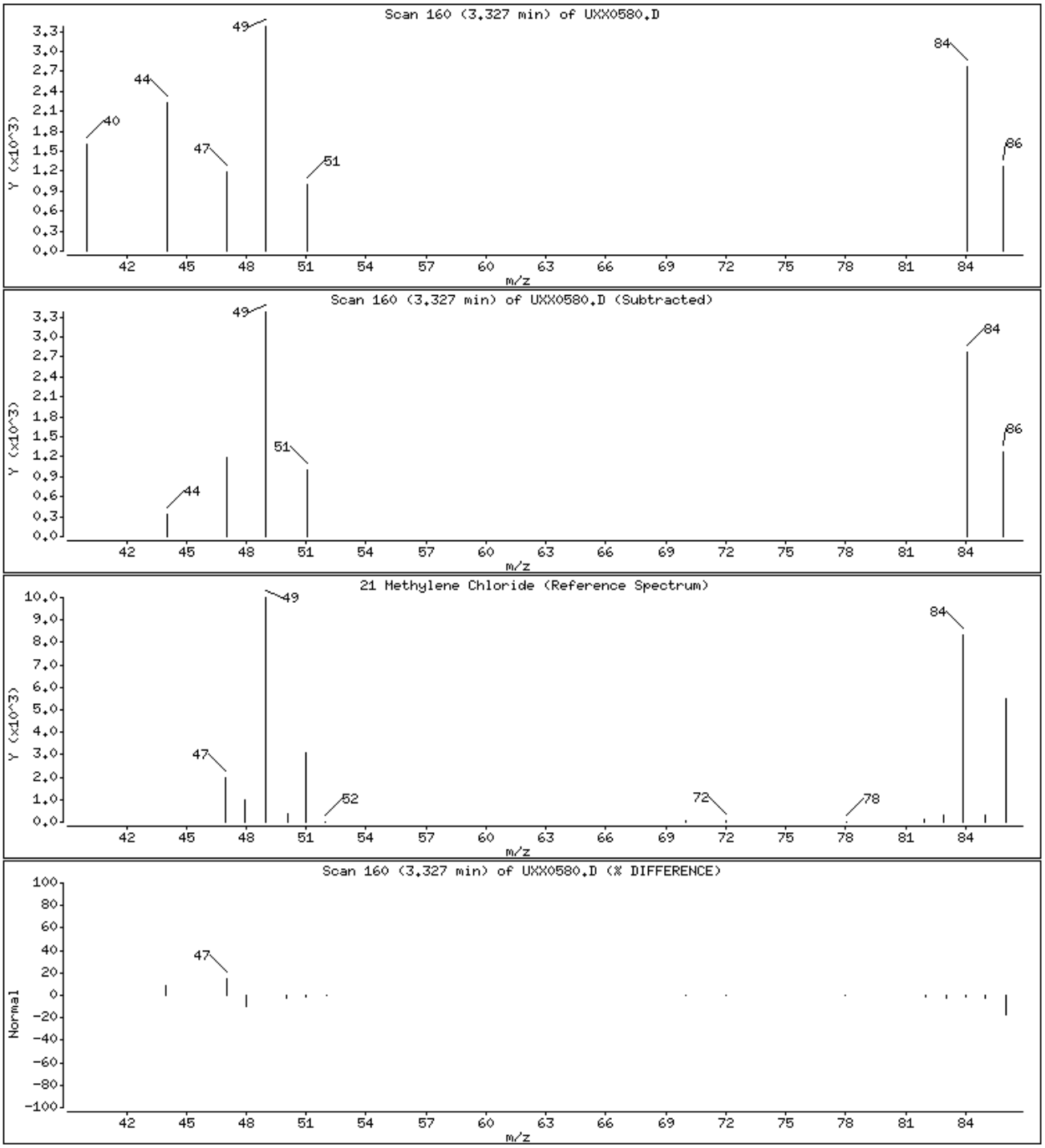

Data File: \\cansvr11\dd\chem\MSV\a3ux10.i\P90403A.b\UXX0580.D

Date : 03-APR-2009 16:46

Client ID: SCFqc-002-0007-TB Instrument: a3ux10.i

Sample Info: K9C7L1AA,5ML/5ML

Purge Volume: 5.0 Operator: 1904

Column phase: DB624 Column diameter: 0.18

35 Chloroform Concentration: 0.2061 ug/L

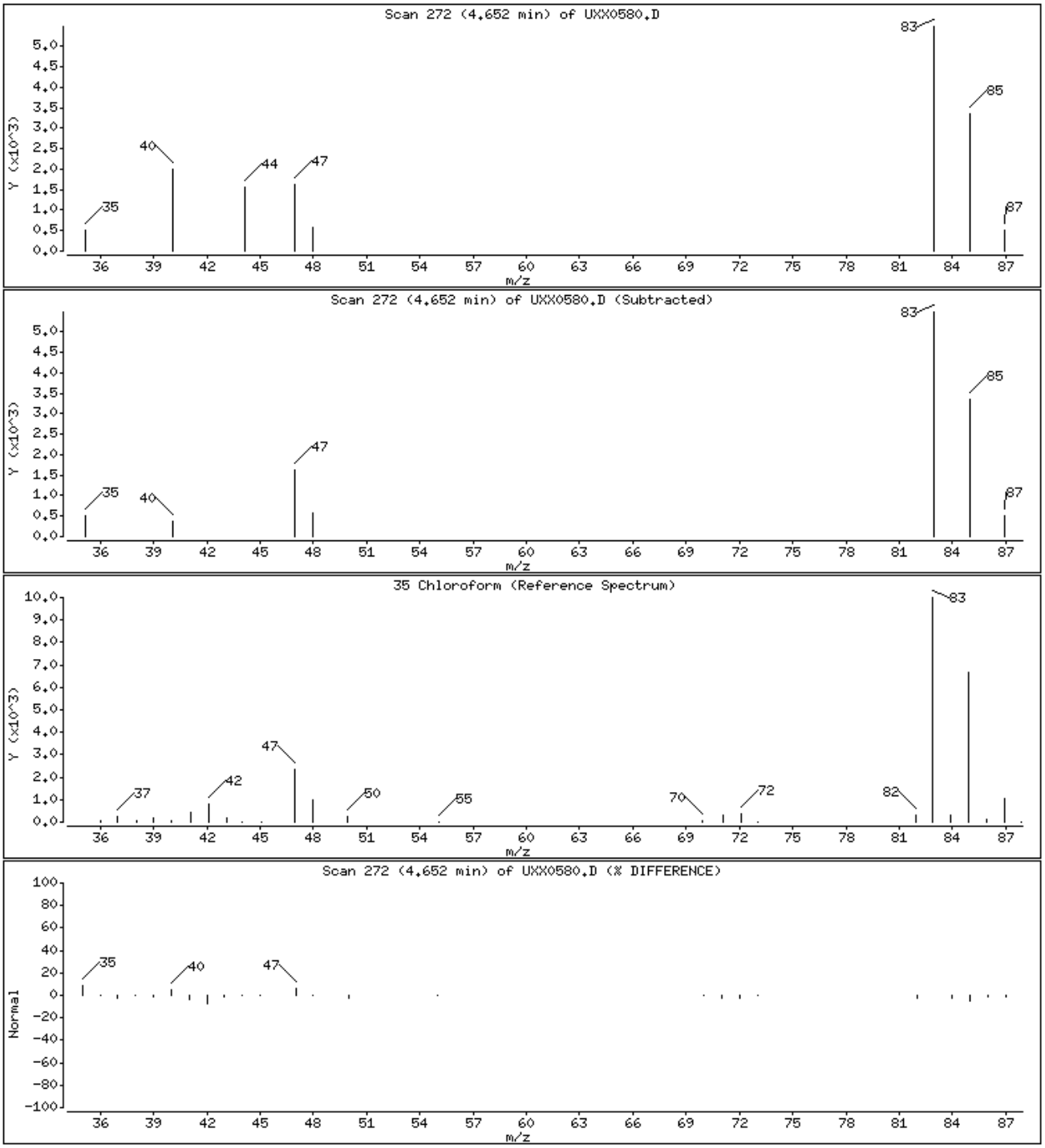

Science Applications International Corp

Client Sample ID: SCFmw-001-0008-WS

GC/MS Volatiles

Lot-Sample #...: A9C310174-006 **Work Order #...:** K9C7R1AC **Matrix.....:** SO
Date Sampled...: 03/27/09 10:05 **Date Received..:** 03/28/09
Prep Date.....: 04/08/09 **Analysis Date..:** 04/08/09
Prep Batch #...: 9098535
Dilution Factor: 1 **Initial Wgt/Vol:** 5 g **Final Wgt/Vol..:** 5 mL
% Moisture.....: 12 **Method.....:** SW846 8260B

PARAMETER	RESULT	REPORTING LIMIT	UNITS
Acetone	ND	23	ug/kg
Benzene	ND	5.7	ug/kg
Bromochloromethane	ND	5.7	ug/kg
Bromodichloromethane	ND	5.7	ug/kg
Bromoform	ND	5.7	ug/kg
Bromomethane	ND	5.7	ug/kg
2-Butanone	ND	23	ug/kg
Carbon disulfide	**0.92 J**	**5.7**	**ug/kg**
Carbon tetrachloride	ND	5.7	ug/kg
Chlorobenzene	ND	5.7	ug/kg
Dibromochloromethane	ND	5.7	ug/kg
Chloroethane	ND	5.7	ug/kg
Chloroform	ND	5.7	ug/kg
Chloromethane	ND	5.7	ug/kg
1,2-Dibromoethane	ND	5.7	ug/kg
1,1-Dichloroethane	ND	5.7	ug/kg
1,2-Dichloroethane	ND	5.7	ug/kg
1,1-Dichloroethene	ND	5.7	ug/kg
1,2-Dichloroethene (total)	ND	5.7	ug/kg
1,2-Dichloropropane	ND	5.7	ug/kg
cis-1,3-Dichloropropene	ND	5.7	ug/kg
trans-1,3-Dichloropropene	ND	5.7	ug/kg
Ethylbenzene	**1.5 J**	**5.7**	**ug/kg**
2-Hexanone	ND	23	ug/kg
Methylene chloride	**1.5 J**	**5.7**	**ug/kg**
4-Methyl-2-pentanone	ND	23	ug/kg
Styrene	ND	5.7	ug/kg
1,1,2,2-Tetrachloroethane	ND	5.7	ug/kg
Tetrachloroethene	ND	5.7	ug/kg
Toluene	**15**	**5.7**	**ug/kg**
1,1,1-Trichloroethane	ND	5.7	ug/kg
1,1,2-Trichloroethane	ND	5.7	ug/kg
Trichloroethene	ND	5.7	ug/kg
Vinyl chloride	ND	5.7	ug/kg
Xylenes (total)	**4.2 J**	**11**	**ug/kg**

(Continued on next page)

Science Applications International Corp

Client Sample ID: SCFmw-001-0008-WS

GC/MS Volatiles

Lot-Sample #...: A9C310174-006 **Work Order #...:** K9C7R1AC **Matrix.....:** SO

SURROGATE	PERCENT RECOVERY	RECOVERY LIMITS
Dibromofluoromethane	95	(50 - 150)
1,2-Dichloroethane-d4	99	(50 - 150)
Toluene-d8	94	(50 - 150)
4-Bromofluorobenzene	80	(50 - 150)

NOTE(S):

Results and reporting limits have been adjusted for dry weight.

J Estimated result. Result is less than RL.

Data File: \\cansvr11\dd\chem\MSV\a3ux8a.i\M90408A.b\UX86706.D
Report Date: 08-Apr-2009 23:06

TestAmerica North Canton

VOLATILE REPORT SW-846 Method 8260A/8260B

Data file : \\cansvr11\dd\chem\MSV\a3ux8a.i\M90408A.b\UX86706.D
Lab Smp Id: K9C7R1AC Client Smp ID: SCFmw-001-0008-WS
Inj Date : 08-APR-2009 22:38
Operator : 402279 Inst ID: a3ux8a.i
Smp Info : K9C7R1AC,5G/5ML
Misc Info : M90408A,8260SUX8,1-8260.SUB,402279
Comment   :
Method   : \\cansvr11\dd\chem\MSV\a3ux8a.i\M90408A.b\8260SUX8.m
Meth Date : 08-Apr-2009 20:04 latat Quant Type: ISTD
Cal Date : 07-APR-2009 21:55 Cal File: UX86679.D
Als bottle: 11
Dil Factor: 1.00000
Integrator: HP RTE Compound Sublist: 1-8260.SUB
Target Version: 4.14
Processing Host: CANSVR11

Concentration Formula: Amt * DF * 1/Vo * CpndVariable

Name	Value	Description
DF	1.000	Dilution Factor
Vo	5.000	Sample Volume
Va	100.000	Injection Volume
Cpnd Variable		Local Compound Variable

Compounds	QUANT SIG MASS	RT	EXP RT	REL RT	RESPONSE	CONCENTRATIONS ON-COLUMN (ng)	FINAL (UG/KG)
* 1 Fluorobenzene	96	5.304	5.306	(1.000)	981420	250.000	
* 2 Chlorobenzene-d5	117	7.847	7.849	(1.000)	683515	250.000	
* 3 1,4-Dichlorobenzene-d4	152	10.043	10.039	(1.000)	247871	250.000	
$ 4 Dibromofluoromethane	113	4.787	4.789	(0.903)	159948	236.566	47.313
$ 5 1,2-Dichloroethane-d4	65	5.055	5.057	(0.953)	227828	247.609	49.522
$ 6 Toluene-d8	98	6.581	6.583	(1.241)	681660	234.805	46.961
$ 7 Bromofluorobenzene	95	8.924	8.926	(1.137)	209377	200.301	40.060
8 Dichlorodifluoromethane	85	Compound Not Detected.					
9 Chloromethane	50	Compound Not Detected.					
10 Vinyl Chloride	62	Compound Not Detected.					
11 Bromomethane	94	Compound Not Detected.					
12 Chloroethane	64	Compound Not Detected.					
13 Trichlorofluoromethane	101	Compound Not Detected.					
15 Acrolein	56	Compound Not Detected.					
16 Acetone	43	3.096	3.104	(0.584)	27053	7.70219	1.540
17 1,1-Dichloroethene	96	Compound Not Detected.					
18 Freon-113	151	Compound Not Detected.					
19 Iodomethane	142	Compound Not Detected.					
20 Carbon Disulfide	76	3.236	3.238	(0.610)	8762	4.05735	0.8115
21 Methylene Chloride	84	3.442	3.444	(0.649)	17525	6.57419	1.315

22 Acetonitrile	41	3.327	3.335 (0.627)	6030	28.8826	5.776
23 Acrylonitrile	53	Compound Not Detected.				

Data File: \\cansvr11\dd\chem\MSV\a3ux8a.i\M90408A.b\UX86706.D
Report Date: 08-Apr-2009 23:06

	Compounds	QUANT SIG MASS	RT	EXP RT	REL RT	RESPONSE	CONCENTRATIONS ON-COLUMN (ng)	FINAL (UG/KG)
24	Methyl tert-butyl ether	73	Compound Not Detected.					
25	trans-1,2-Dichloroethene	96	Compound Not Detected.					
26	Hexane	86	3.850	3.846	(0.726)	712	3.49167	0.6983
27	Vinyl acetate	43	Compound Not Detected.					
28	1,1-Dichloroethane	63	Compound Not Detected.					
29	tert-Butyl Alcohol	59	Compound Not Detected.					
30	2-Butanone	43	Compound Not Detected.					
M 31	1,2-Dichloroethene (total)	96	Compound Not Detected.					
32	cis-1,2-dichloroethene	96	Compound Not Detected.					
33	2,2-Dichloropropane	77	Compound Not Detected.					
34	Bromochloromethane	128	Compound Not Detected.					
35	Chloroform	83	Compound Not Detected.					
36	Tetrahydrofuran	42	Compound Not Detected.					
37	1,1,1-Trichloroethane	97	Compound Not Detected.					
38	1,1-Dichloropropene	75	Compound Not Detected.					
39	Carbon Tetrachloride	117	Compound Not Detected.					
40	1,2-Dichloroethane	62	Compound Not Detected.					
41	Benzene	78	Compound Not Detected.					
42	Trichloroethene	130	Compound Not Detected.					
43	1,2-Dichloropropane	63	Compound Not Detected.					
44	1,4-Dioxane	88	Compound Not Detected.					
45	Dibromomethane	93	Compound Not Detected.					
46	Bromodichloromethane	83	Compound Not Detected.					
47	2-Chloroethyl vinyl ether	63	Compound Not Detected.					
48	cis-1,3-Dichloropropene	75	Compound Not Detected.					
49	4-Methyl-2-pentanone	43	Compound Not Detected.					
50	Toluene	91	6.636	6.638	(0.846)	215619	67.3993	13.480
51	trans-1,3-Dichloropropene	75	Compound Not Detected.					
52	Ethyl Methacrylate	69	Compound Not Detected.					
53	1,1,2-Trichloroethane	97	Compound Not Detected.					
54	1,3-Dichloropropane	76	Compound Not Detected.					
55	Tetrachloroethene	164	Compound Not Detected.					
56	2-Hexanone	43	Compound Not Detected.					
57	Dibromochloromethane	129	Compound Not Detected.					
58	1,2-Dibromoethane	107	Compound Not Detected.					
59	Chlorobenzene	112	Compound Not Detected.					
60	1,1,1,2-Tetrachloroethane	131	Compound Not Detected.					
61	Ethylbenzene	106	7.956	7.952	(1.014)	7712	6.43046	1.286
62	m + p-Xylene	106	8.054	8.056	(1.026)	23265	15.8785	3.176
M 63	Xylenes (total)	106				26845	18.3930	3.679
64	Xylene-o	106	8.431	8.433	(1.074)	3580	2.51454	0.5029
65	Styrene	104	Compound Not Detected.					
66	Bromoform	173	Compound Not Detected.					
67	Isopropylbenzene	105	Compound Not Detected.					
68	1,1,2,2-Tetrachloroethane	83	Compound Not Detected.					
69	1,4-Dichloro-2-butene	53	Compound Not Detected.					
70	1,2,3-Trichloropropane	110	Compound Not Detected.					
71	Bromobenzene	156	Compound Not Detected.					
72	n-Propylbenzene	120	Compound Not Detected.					
73	2-Chlorotoluene	126	Compound Not Detected.					
74	1,3,5-Trimethylbenzene	105	Compound Not Detected.					
75	4-Chlorotoluene	126	Compound Not Detected.					

76	tert-Butylbenzene	119	Compound Not Detected.
77	1,2,4-Trimethylbenzene	105	Compound Not Detected.

Data File: \\cansvr11\dd\chem\MSV\a3ux8a.i\M90408A.b\UX86706.D
Report Date: 08-Apr-2009 23:06

Compounds	QUANT SIG MASS	RT	EXP RT	REL RT	RESPONSE	CONCENTRATIONS ON-COLUMN (ng)	CONCENTRATIONS FINAL (UG/KG)
78 sec-Butylbenzene	105	Compound Not Detected.					
79 4-Isopropyltoluene	119	Compound Not Detected.					
80 1,3-Dichlorobenzene	146	Compound Not Detected.					
81 1,4-Dichlorobenzene	146	Compound Not Detected.					
82 n-Butylbenzene	91	Compound Not Detected.					
83 1,2-Dichlorobenzene	146	Compound Not Detected.					
84 1,2-Dibromo-3-chloropropane	157	Compound Not Detected.					
85 1,2,4-Trichlorobenzene	180	12.026	12.028	(1.197)	1256	1.83392	0.3668
86 Hexachlorobutadiene	225	Compound Not Detected.					
87 Naphthalene	128	12.288	12.290	(1.224)	10643	4.86376	0.9728
88 1,2,3-Trichlorobenzene	180	12.562	12.545	(1.251)	1678	2.70084	0.5402
98 Cyclohexane	56	Compound Not Detected.					
143 Methyl Acetate	43	Compound Not Detected.					
144 Methylcyclohexane	83	Compound Not Detected.					
141 1,3,5-Trichlorobenzene	180	Compound Not Detected.					
153 Vinyl Acetate-86	86	Compound Not Detected.					

Data File: \\cansvr11\dd\chem\MSV\a3ux8a.i\M90408A.b\UX86706.D
Report Date: 08-Apr-2009 23:06

TestAmerica North Canton

INTERNAL STANDARD COMPOUNDS
AREA AND RT SUMMARY

Instrument ID: a3ux8a.i
Lab File ID: UX86706.D
Lab Smp Id: K9C7R1AC
Analysis Type: VOA
Quant Type: ISTD
Operator: 402279
Method File: \\cansvr11\dd\chem\MSV\a3ux8a.i\M90408A.b\8260SUX8.m
Misc Info: M90408A,8260SUX8,1-8260.SUB,402279

Calibration Date: 08-APR-2009
Calibration Time: 18:24
Client Smp ID: SCFmw-001-0008-WS
Level: LOW
Sample Type: SOIL

		AREA LIMIT			
COMPOUND	STANDARD	LOWER	UPPER	SAMPLE	%DIFF
1 Fluorobenzene	1113993	556997	2227986	981420	-11.90
2 Chlorobenzene-d5	797134	398567	1594268	683515	-14.25
3 1,4-Dichlorobenze	368444	184222	736888	247871	-32.72

		RT LIMIT			
COMPOUND	STANDARD	LOWER	UPPER	SAMPLE	%DIFF
1 Fluorobenzene	5.31	4.81	5.81	5.30	-0.04
2 Chlorobenzene-d5	7.85	7.35	8.35	7.85	-0.03
3 1,4-Dichlorobenze	10.04	9.54	10.54	10.04	0.04

AREA UPPER LIMIT = +100% of internal standard area.
AREA LOWER LIMIT = - 50% of internal standard area.
RT UPPER LIMIT = + 0.50 minutes of internal standard RT.
RT LOWER LIMIT = - 0.50 minutes of internal standard RT.

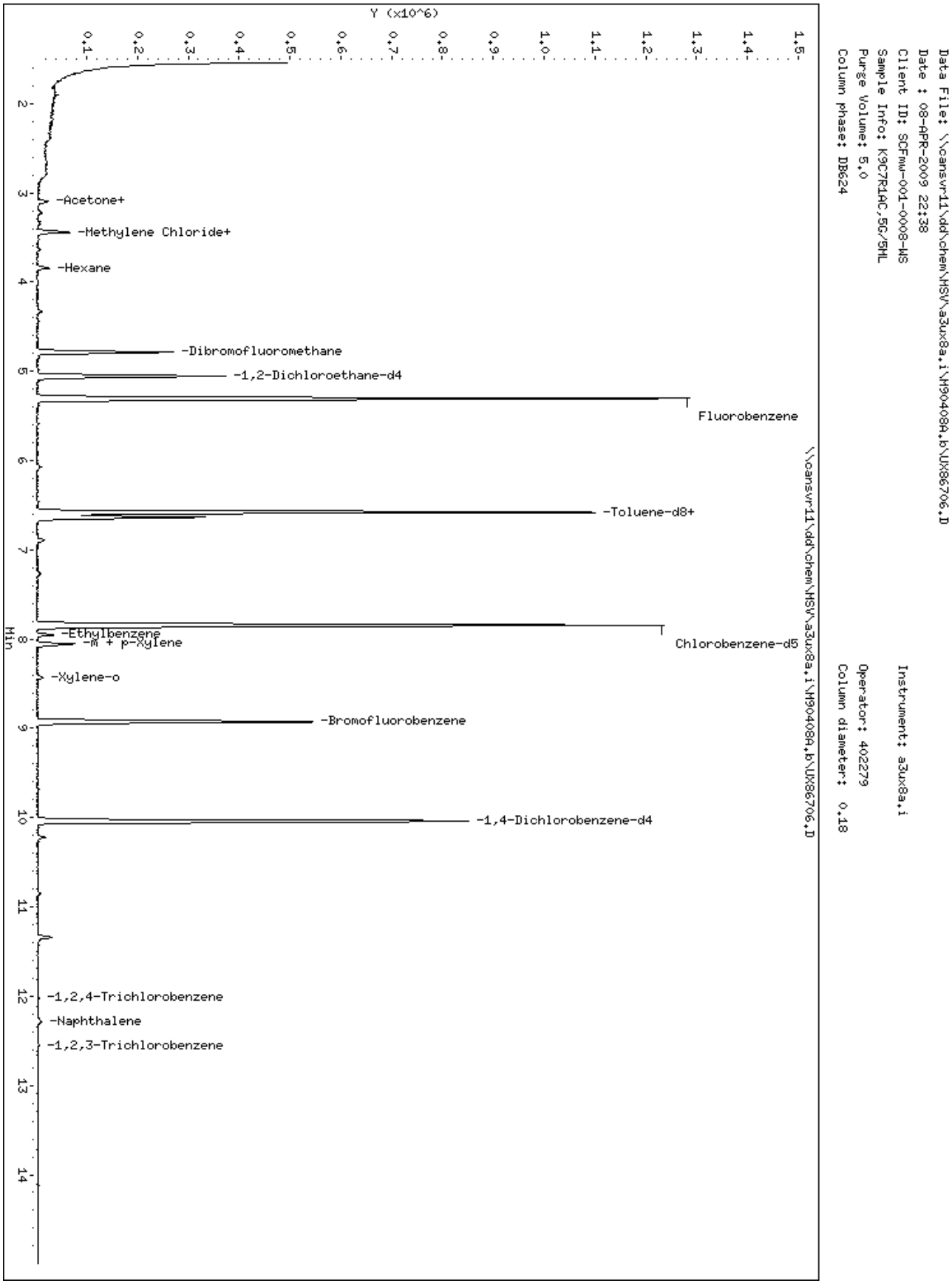
Data File: \\cansvr11\dd\chem\MSV\a3ux8a.i\M90408A.b\UX86706.D
Date : 08-APR-2009 22:38
Client ID: SCFmw-001-0008-WS
Sample Info: K9C7R1AC,5G/5ML
Purge Volume: 5.0
Column phase: DB624
Instrument: a3ux8a.i
Operator: 402279
Column diameter: 0.18
Y (x10^6)
0.1
0.2
0.3
0.4
0.5
0.6
0.7
0.8
0.9
1.0
1.1
1.2
1.3
1.4
1.5
2
3
4
5
6
7
8
9
10
11
12
13
14
Min
-Acetone+
-Methylene Chloride+
-Hexane
-Dibromofluoromethane
-1,2-Dichloroethane-d4
Fluorobenzene
-Toluene-d8+
-Ethylbenzene
-m + p-Xylene
Chlorobenzene-d5
-Xylene-o
-Bromofluorobenzene
-1,4-Dichlorobenzene-d4
-1,2,4-Trichlorobenzene
-Naphthalene
-1,2,3-Trichlorobenzene
\\cansvr11\dd\chem\MSV\a3ux8a.i\M90408A.b\UX86706.D

Data File: \\cansvr11\dd\chem\MSV\a3ux8a.i\M90408A.b\UX86706.D

Date : 08-APR-2009 22:38

Client ID: SCFmw-001-0008-WS | Instrument: a3ux8a.i

Sample Info: K9C7R1AC,5G/5ML

Purge Volume: 5.0 | Operator: 402279

Column phase: DB624 | Column diameter: 0.18

16 Acetone | Concentration: 1.540 UG/KG

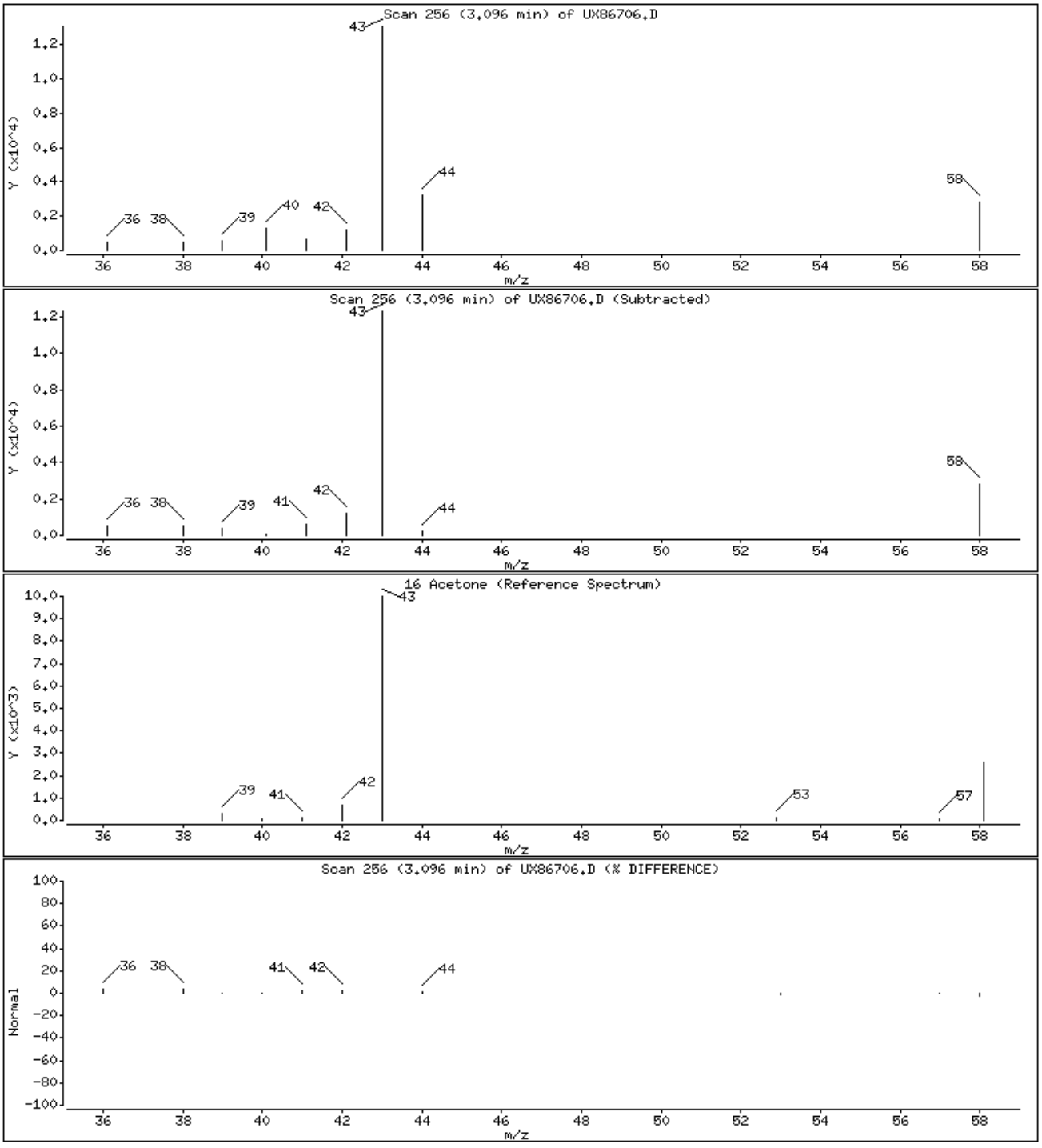

Data File: \\cansvr11\dd\chem\MSV\a3ux8a.i\M90408A.b\UX86706.D

Date : 08-APR-2009 22:38

Client ID: SCFmw-001-0008-WS Instrument: a3ux8a.i

Sample Info: K9C7R1AC,5G/5ML

Purge Volume: 5.0 Operator: 402279

Column phase: DB624 Column diameter: 0.18

20 Carbon Disulfide Concentration: 0.8115 UG/KG

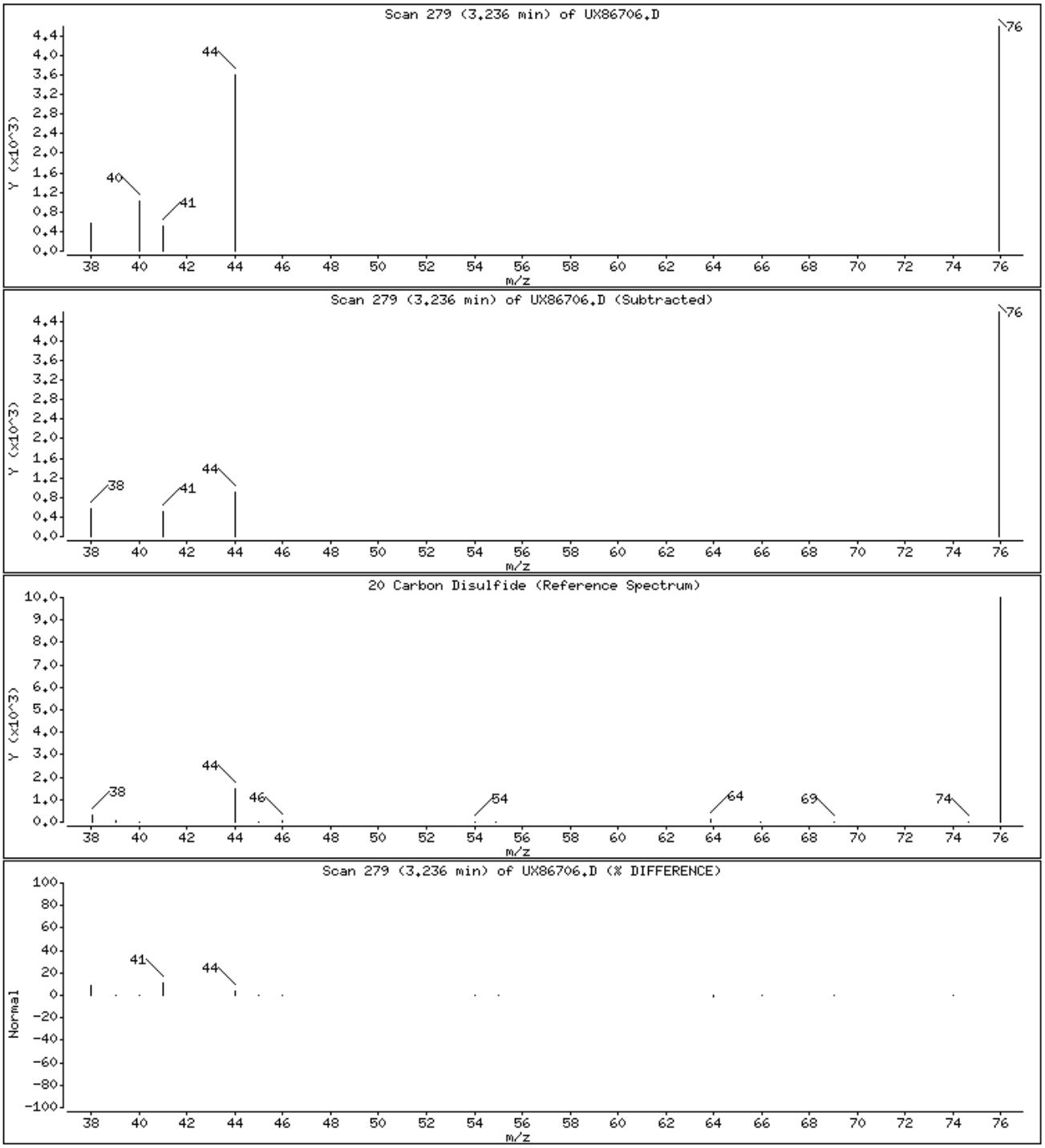

Data File: \\cansvr11\dd\chem\MSV\a3ux8a.i\M90408A.b\UX86706.D

Date : 08-APR-2009 22:38

Client ID: SCFmw-001-0008-WS Instrument: a3ux8a.i

Sample Info: K9C7R1AC,5G/5ML

Purge Volume: 5.0 Operator: 402279

Column phase: DB624 Column diameter: 0.18

21 Methylene Chloride Concentration: 1.315 UG/KG

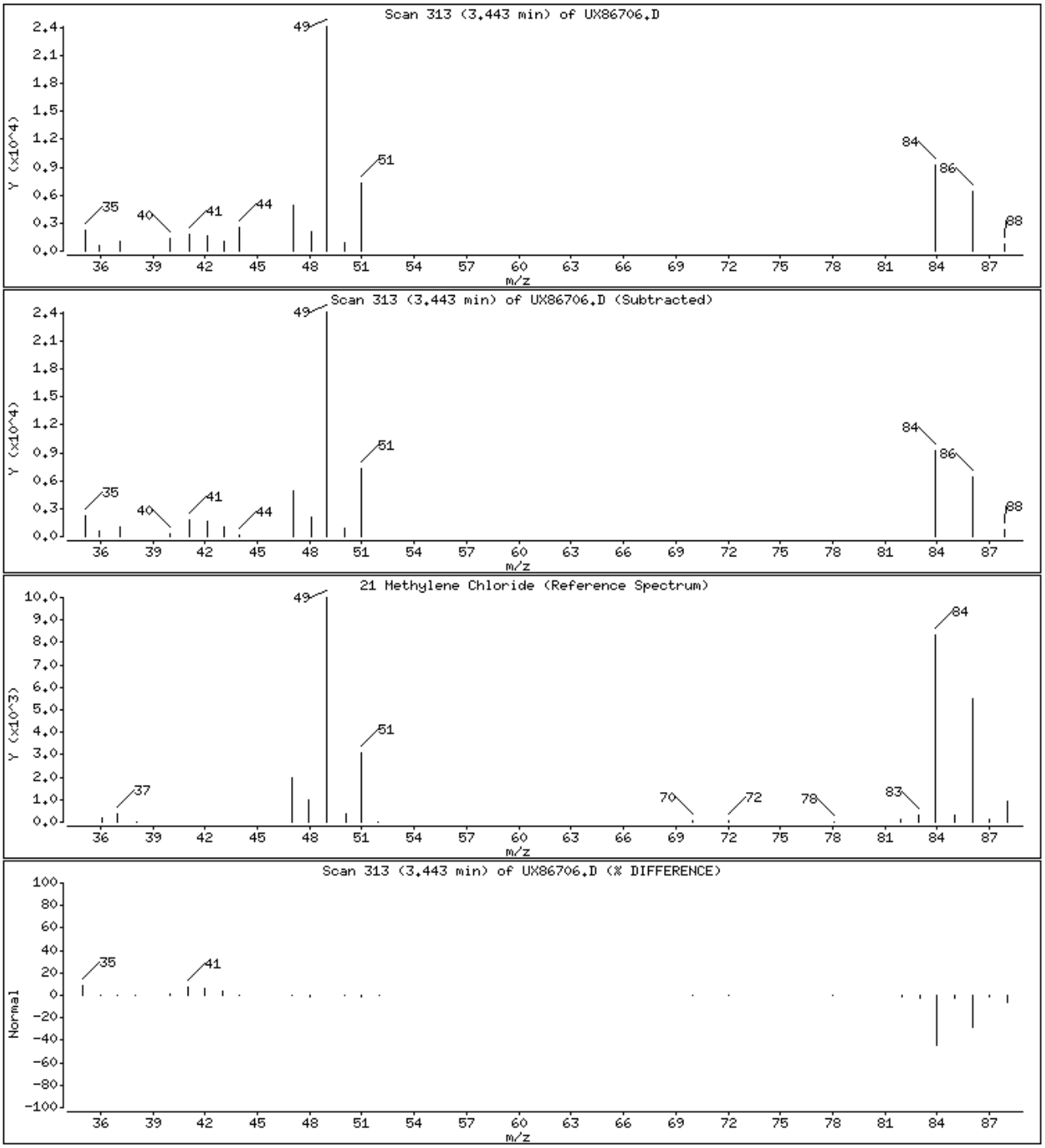

Data File: \\cansvr11\dd\chem\MSV\a3ux8a.i\M90408A.b\UX86706.D

Date : 08-APR-2009 22:38

Client ID: SCFmw-001-0008-WS | Instrument: a3ux8a.i

Sample Info: K9C7R1AC,5G/5ML

Purge Volume: 5.0 | Operator: 402279

Column phase: DB624 | Column diameter: 0.18

22 Acetonitrile | Concentration: 5.776 UG/KG

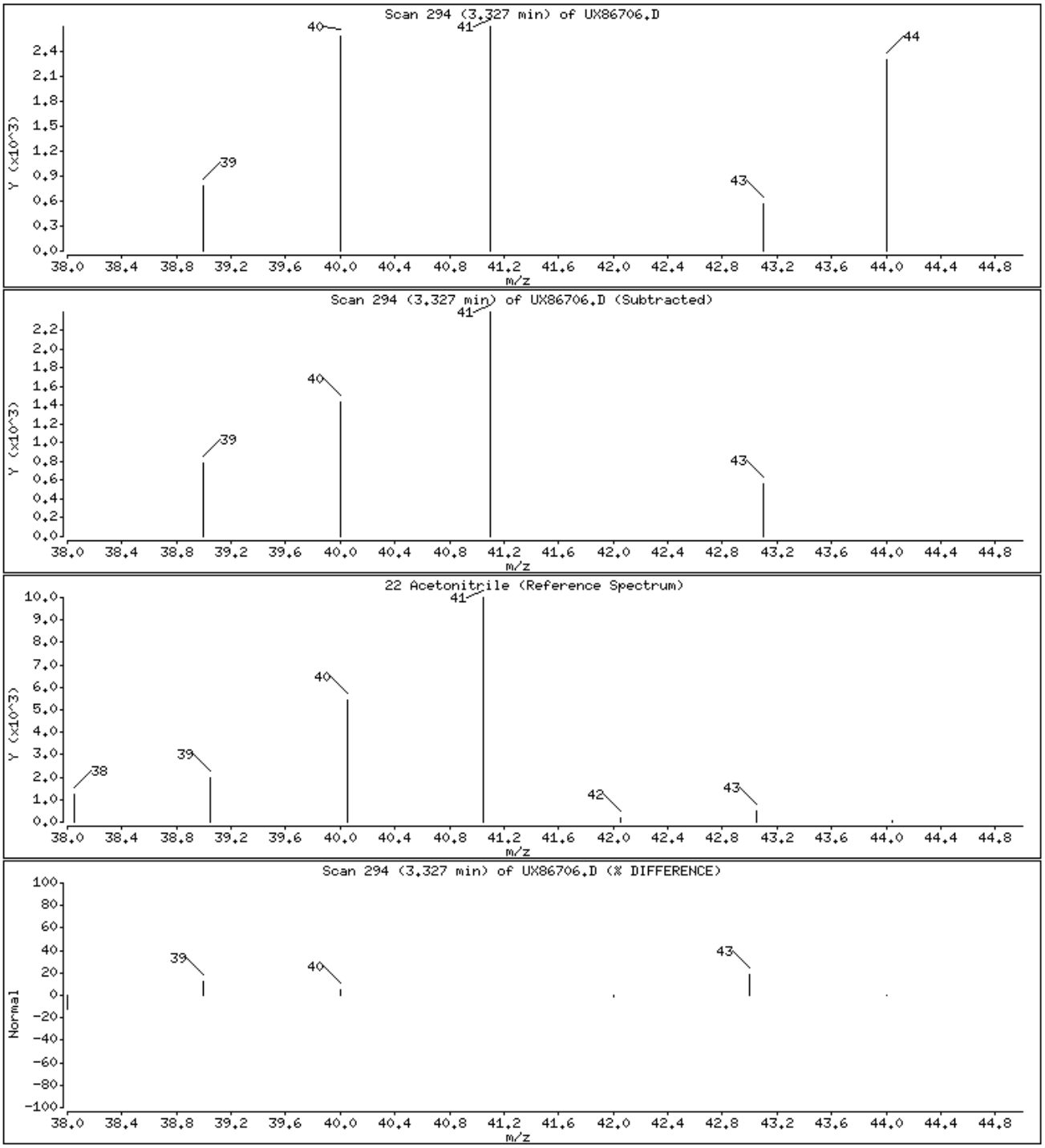

Data File: \\cansvr11\dd\chem\MSV\a3ux8a.i\M90408A.b\UX86706.D

Date : 08-APR-2009 22:38

Client ID: SCFmw-001-0008-WS | Instrument: a3ux8a.i

Sample Info: K9C7R1AC,5G/5ML

Purge Volume: 5.0 | Operator: 402279

Column phase: DB624 | Column diameter: 0.18

26 Hexane | Concentration: 0.6983 UG/KG

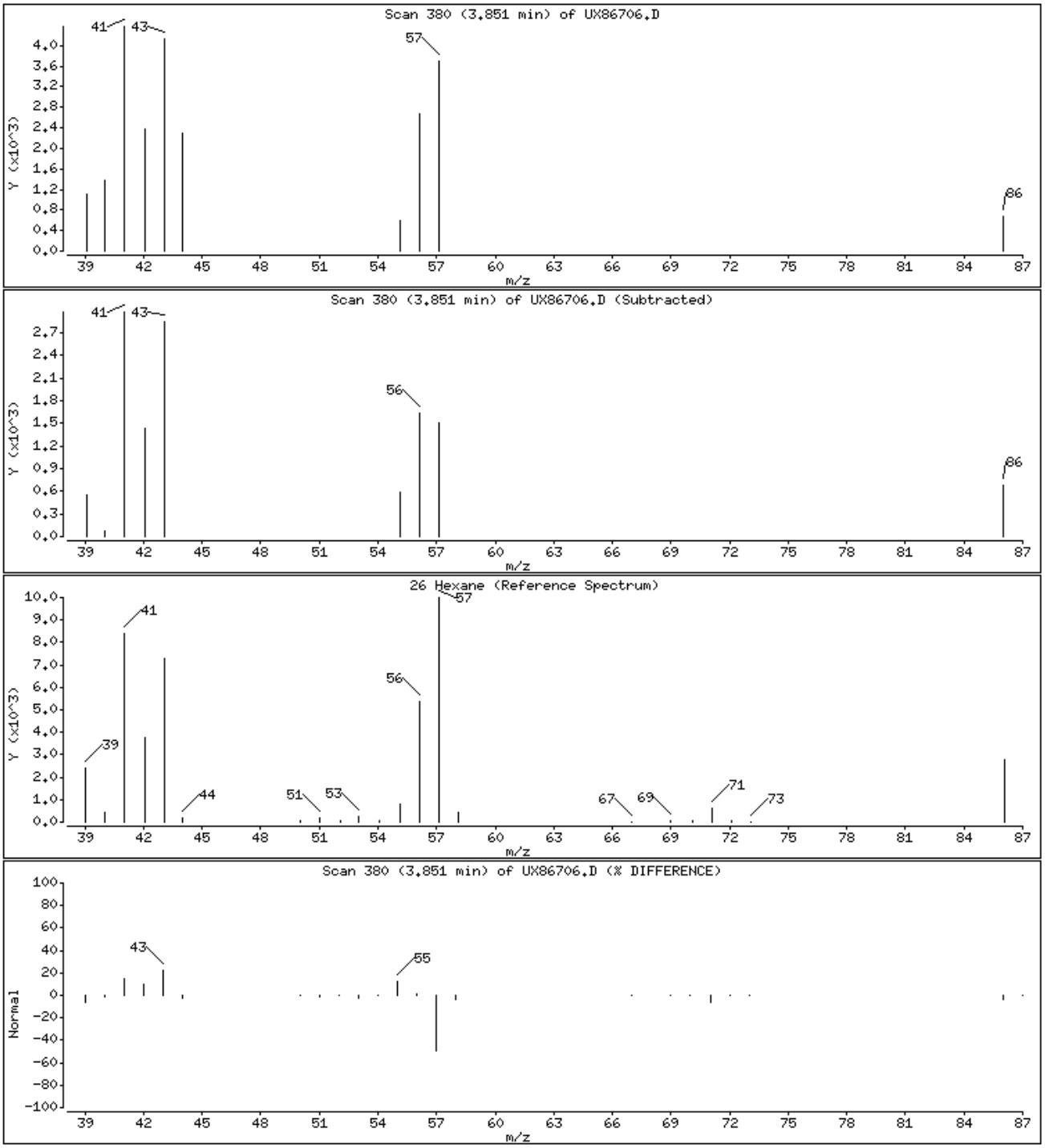

Data File: \\cansvr11\dd\chem\MSV\a3ux8a.i\M90408A.b\UX86706.D

Date : 08-APR-2009 22:38

Client ID: SCFmw-001-0008-WS | Instrument: a3ux8a.i

Sample Info: K9C7R1AC,5G/5ML

Purge Volume: 5.0 | Operator: 402279

Column phase: DB624 | Column diameter: 0.18

50 Toluene | Concentration: 13.480 UG/KG

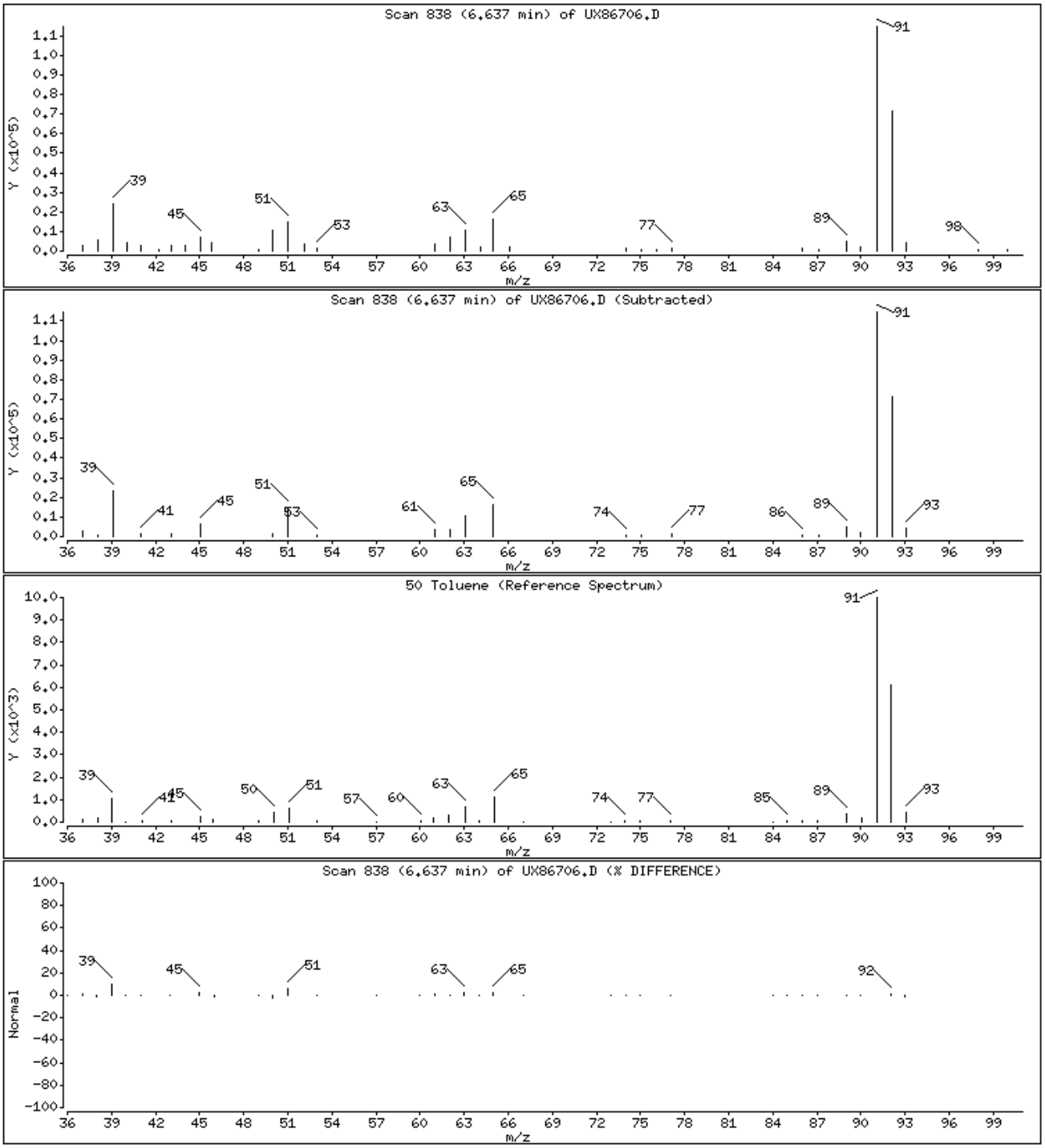

Data File: \\cansvr11\dd\chem\MSV\a3ux8a.i\M90408A.b\UX86706.D

Date : 08-APR-2009 22:38

Client ID: SCFmw-001-0008-WS | Instrument: a3ux8a.i

Sample Info: K9C7R1AC,5G/5ML

Purge Volume: 5.0 | Operator: 402279

Column phase: DB624 | Column diameter: 0.18

61 Ethylbenzene | Concentration: 1.286 UG/KG

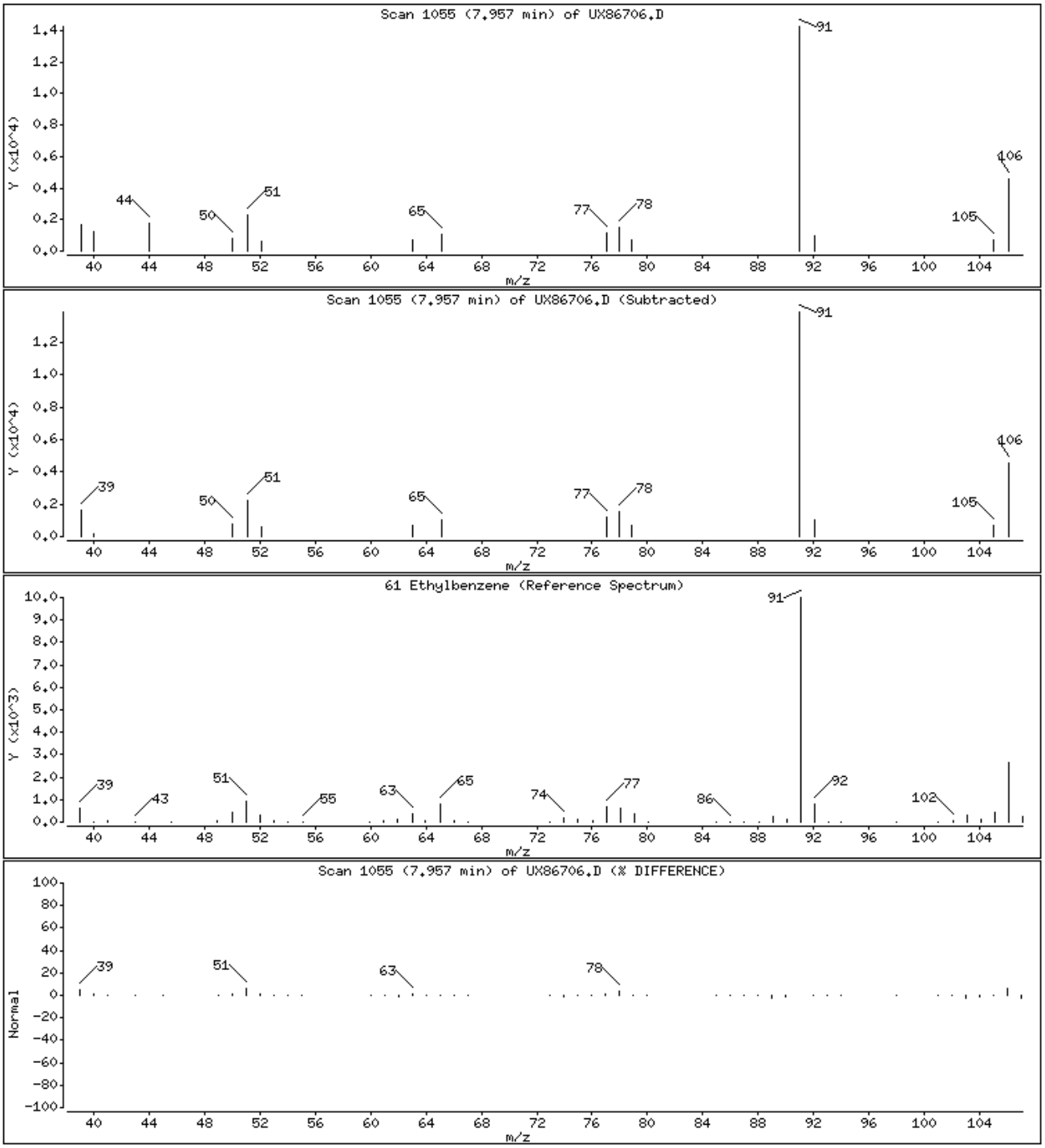

Data File: \\cansvr11\dd\chem\MSV\a3ux8a.i\M90408A.b\UX86706.D

Date : 08-APR-2009 22:38

Client ID: SCFmw-001-0008-WS | Instrument: a3ux8a.i

Sample Info: K9C7R1AC,5G/5ML

Purge Volume: 5.0 | Operator: 402279

Column phase: DB624 | Column diameter: 0.18

62 m + p-Xylene | Concentration: 3.176 UG/KG

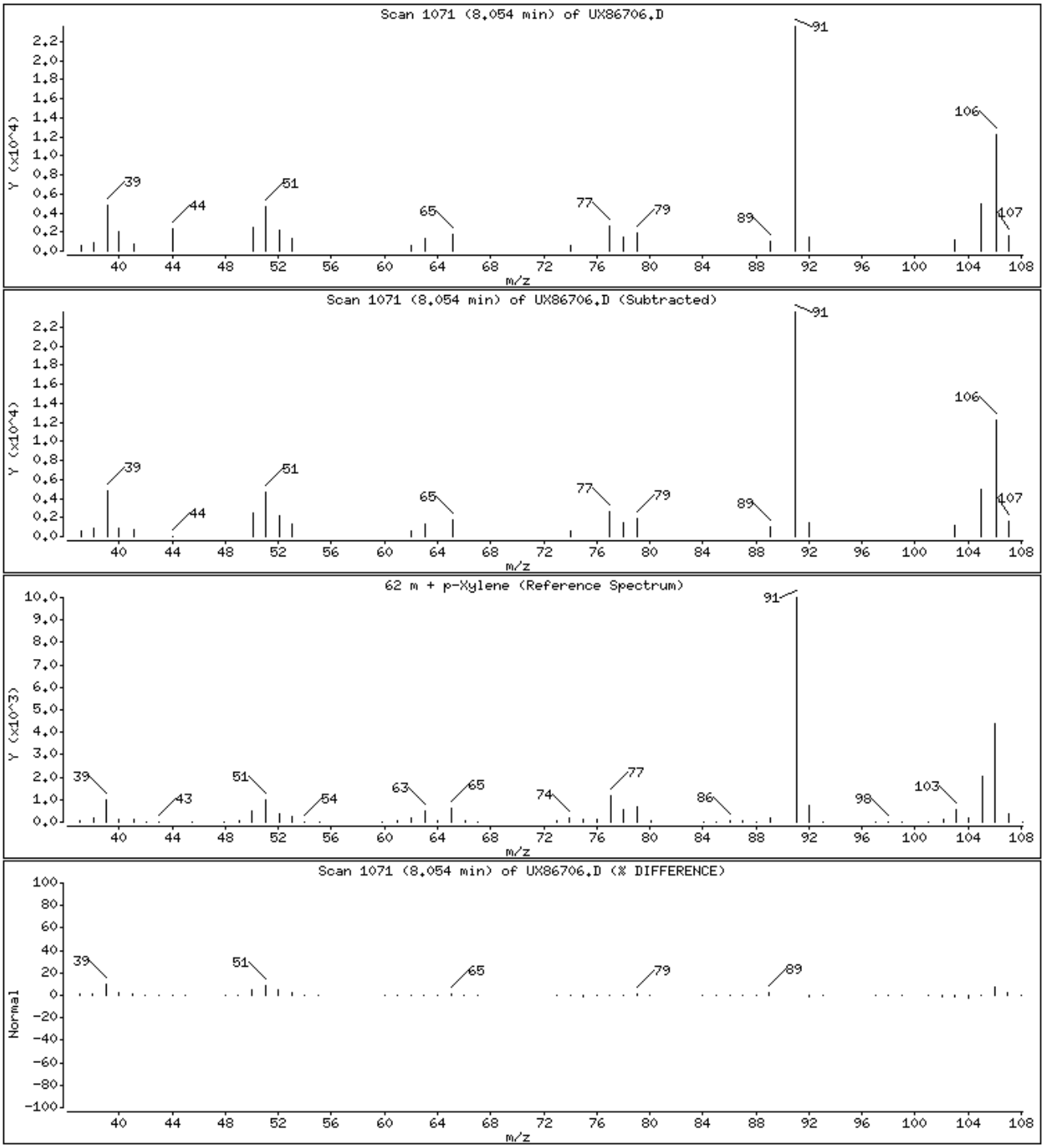

Data File: \\cansvr11\dd\chem\MSV\a3ux8a.i\M90408A.b\UX86706.D

Date : 08-APR-2009 22:38

Client ID: SCFmw-001-0008-WS | Instrument: a3ux8a.i

Sample Info: K9C7R1AC,5G/5ML

Purge Volume: 5.0 | Operator: 402279

Column phase: DB624 | Column diameter: 0.18

64 Xylene-o | Concentration: 0.5029 UG/KG

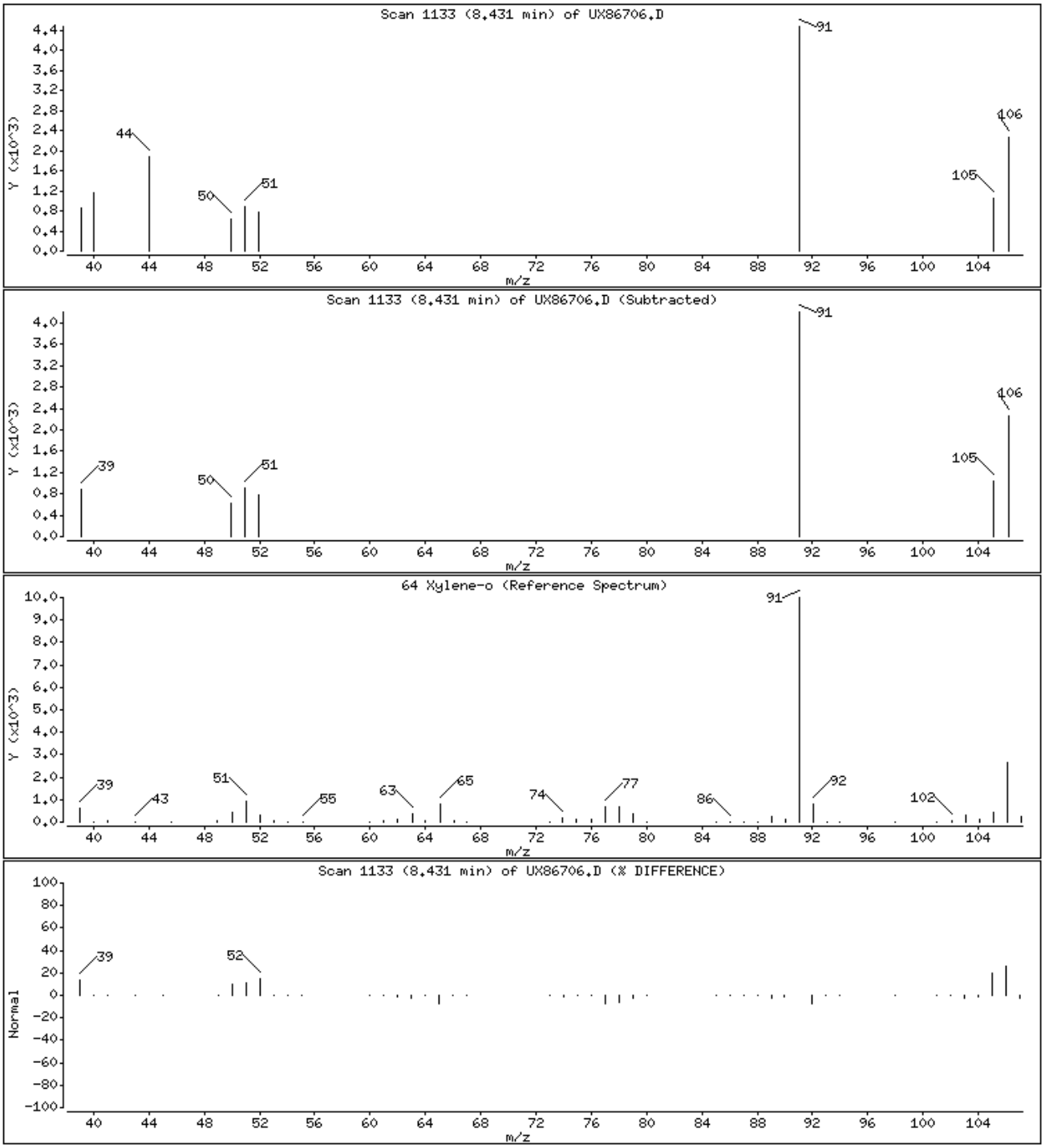

Data File: \\cansvr11\dd\chem\MSV\a3ux8a.i\M90408A.b\UX86706.D

Date : 08-APR-2009 22:38

Client ID: SCFmw-001-0008-WS | Instrument: a3ux8a.i

Sample Info: K9C7R1AC,5G/5ML

Purge Volume: 5.0 | Operator: 402279

Column phase: DB624 | Column diameter: 0.18

85 1,2,4-Trichlorobenzene | Concentration: 0.3668 UG/KG

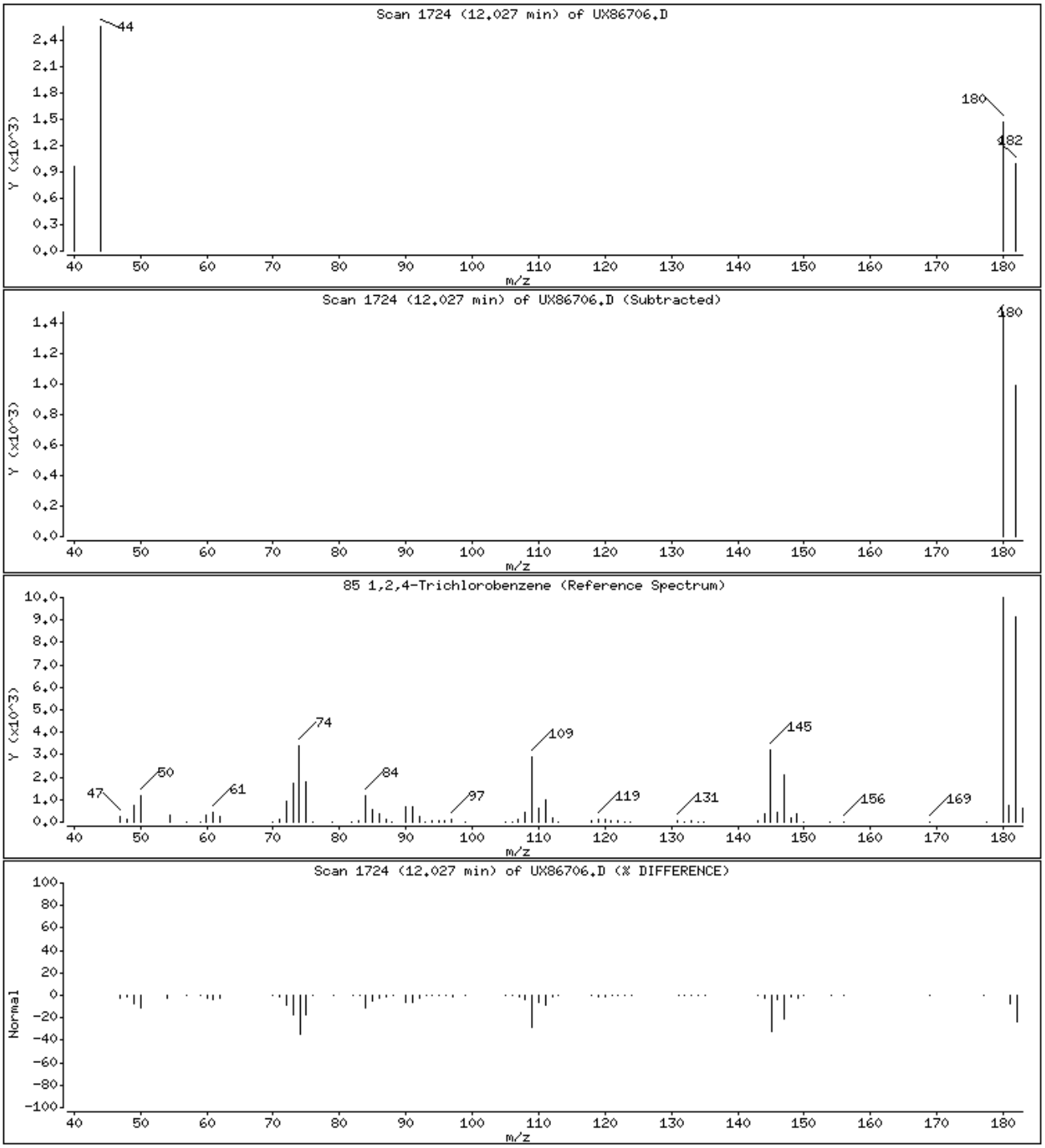

Data File: \\cansvr11\dd\chem\MSV\a3ux8a.i\M90408A.b\UX86706.D

Date : 08-APR-2009 22:38

Client ID: SCFmw-001-0008-WS | Instrument: a3ux8a.i

Sample Info: K9C7R1AC,5G/5ML

Purge Volume: 5.0 | Operator: 402279

Column phase: DB624 | Column diameter: 0.18

87 Naphthalene | Concentration: 0.9728 UG/KG

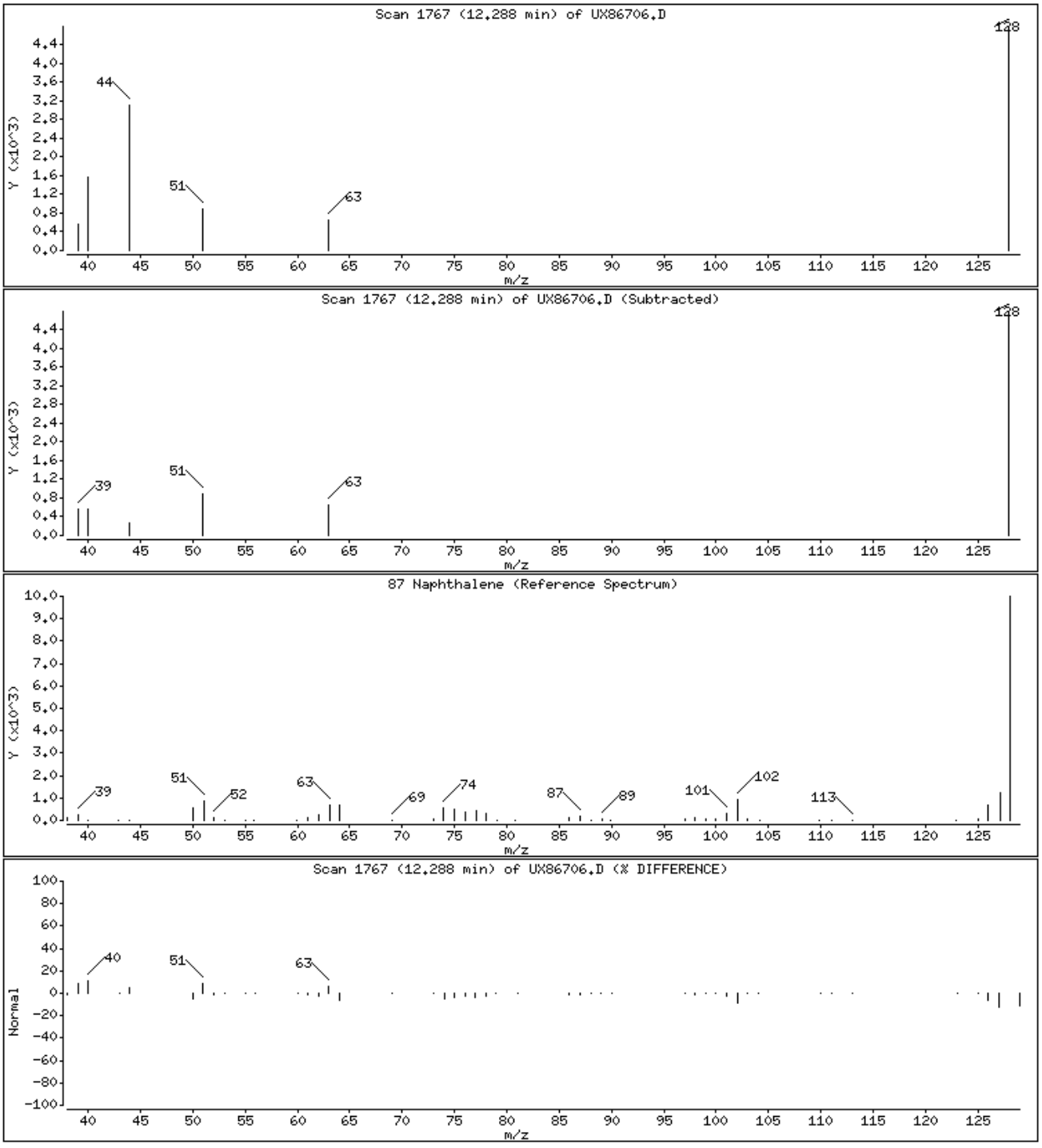

Data File: \\cansvr11\dd\chem\MSV\a3ux8a.i\M90408A.b\UX86706.D

Date : 08-APR-2009 22:38

Client ID: SCFmw-001-0008-WS | Instrument: a3ux8a.i

Sample Info: K9C7R1AC,5G/5ML

Purge Volume: 5.0 | Operator: 402279

Column phase: DB624 | Column diameter: 0.18

88 1,2,3-Trichlorobenzene | Concentration: 0.5402 UG/KG

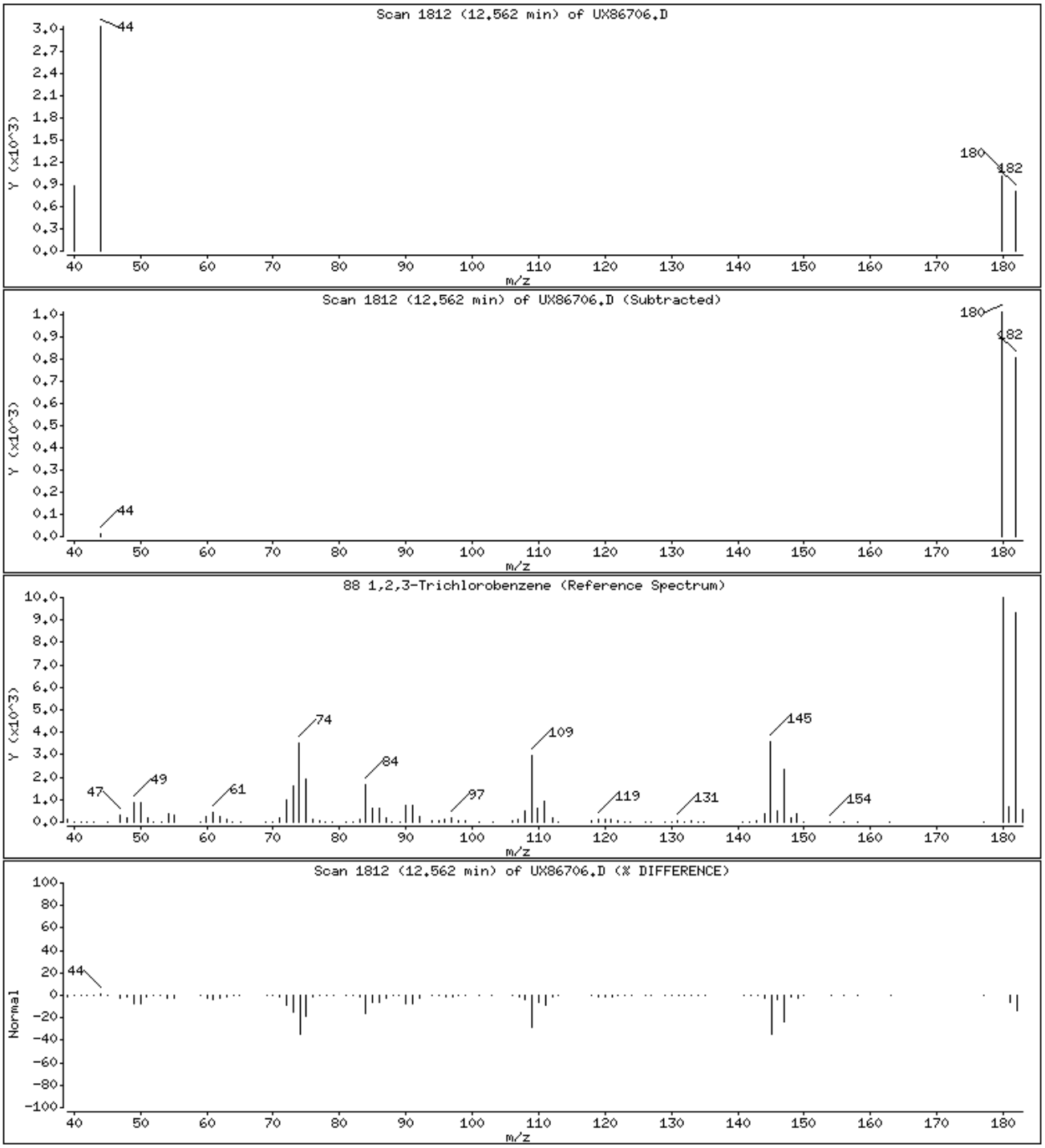

Science Applications International Corp

Client Sample ID: SCFmw-001-0008-WS

TCLP GC/MS Volatiles

Lot-Sample #...: A9C310174-006 **Work Order #...:** K9C7R1CD **Matrix.....:** SO
Date Sampled...: 03/27/09 10:05 **Date Received..:** 03/28/09
Leach Date.....: 04/01/09 **Prep Date.....:** 04/09/09 **Analysis Date..:** 04/09/09
Leach Batch #..: P909115 **Prep Batch #...:** 9099403
Dilution Factor: 1 **Initial Wgt/Vol:** 0.1 mL **Final Wgt/Vol..:** 5 mL
% Moisture.....: 12 **Method.....:** SW846 8260B

PARAMETER	RESULT	REPORTING LIMIT	UNITS
Benzene	ND	0.025	mg/L
2-Butanone (MEK)	ND	0.25	mg/L
Carbon tetrachloride	ND	0.025	mg/L
Chlorobenzene	ND	0.025	mg/L
Chloroform	ND	0.025	mg/L
1,2-Dichloroethane	ND	0.025	mg/L
1,1-Dichloroethylene	ND	0.070	mg/L
Tetrachloroethylene	ND	0.070	mg/L
Trichloroethylene	ND	0.050	mg/L
Vinyl chloride	ND	0.025	mg/L

SURROGATE	PERCENT RECOVERY	RECOVERY LIMITS
Dibromofluoromethane	101	(86 - 125)
1,2-Dichloroethane-d4	106	(80 - 122)
Toluene-d8	103	(90 - 122)
4-Bromofluorobenzene	98	(84 - 125)

NOTE(S):

Analysis performed in accordance with USEPA Toxicity Characteristic Leaching Procedure Method 1311

Data File: \\cansvr11\dd\chem\MSV\a3ux12.i\T90409A.b\UX125156.D
Report Date: 09-Apr-2009 21:10

TestAmerica North Canton

VOLATILE REPORT SW-846 Method 8260A/8260B

Data file : \\cansvr11\dd\chem\MSV\a3ux12.i\T90409A.b\UX125156.D
Lab Smp Id: K9C7R1CD Client Smp ID: SCFmw-001-0008-WS
Inj Date : 09-APR-2009 20:52
Operator : 1903 Inst ID: a3ux12.i
Smp Info : K9C7R1CD,0.1ML/5ML
Misc Info : T90409A,8260MIUX12,1-8260GM.SUB,1903
Comment   :
Method   : \\cansvr11\dd\chem\MSV\a3ux12.i\T90409A.b\8260MIUX12.m
Meth Date : 09-Apr-2009 17:04 laveyt Quant Type: ISTD
Cal Date : 01-APR-2009 17:16 Cal File: UX124993.D
Als bottle: 12
Dil Factor: 1.00000
Integrator: HP RTE Compound Sublist: 1-8260GM.SUB
Target Version: 4.14
Processing Host: CANSVR11

Concentration Formula: Amt * DF * 1/Vo * CpndVariable

Name	Value	Description
DF	1.000	Dilution Factor
Vo	0.10000	Sample volume
Va	100.000	Injection Volume
Cpnd Variable		Local Compound Variable

	Compounds	QUANT SIG MASS	RT	EXP RT	REL RT	RESPONSE	CONCENTRATIONS ON-COLUMN (ng)	FINAL (ug/L)
*	1 Fluorobenzene	96	5.454	5.454	(1.000)	591064	100.000	
*	2 Chlorobenzene-d5	117	8.140	8.140	(1.000)	520613	100.000	
*	3 1,4-Dichlorobenzene-d4	152	10.376	10.376	(1.000)	294473	100.000	
$	4 Dibromofluoromethane	113	4.898	4.898	(0.898)	139862	121.664	1216.6
$	5 1,2-Dichloroethane-d4	65	5.182	5.182	(0.950)	177301	127.931	1279.3
$	6 Toluene-d8	98	6.815	6.815	(0.837)	597020	125.031	1250.3
$	7 Bromofluorobenzene	95	9.252	9.240	(1.137)	242454	119.124	1191.2
	8 Dichlorodifluoromethane	85	Compound Not Detected.					
	9 Chloromethane	50	Compound Not Detected.					
	10 Vinyl Chloride	62	Compound Not Detected.					
	11 Bromomethane	94	Compound Not Detected.					
	12 Chloroethane	64	Compound Not Detected.					
	13 Trichlorofluoromethane	101	Compound Not Detected.					
	16 Acetone	43	Compound Not Detected.					
	17 1,1-Dichloroethene	61	Compound Not Detected.					
	18 Freon-113	101	Compound Not Detected.					
	20 Carbon Disulfide	76	Compound Not Detected.					
	21 Methylene Chloride	84	Compound Not Detected.					
	24 Methyl tert-butyl ether	73	Compound Not Detected.					
	25 trans-1,2-Dichloroethene	61	Compound Not Detected.					

28	1,1-Dichloroethane	63	Compound Not Detected.
30	2-Butanone	43	Compound Not Detected.

Data File: \\cansvr11\dd\chem\MSV\a3ux12.i\T90409A.b\UX125156.D
Report Date: 09-Apr-2009 21:10

	Compounds	QUANT SIG MASS	RT	EXP RT	REL RT	RESPONSE	CONCENTRATIONS ON-COLUMN (ng)	FINAL (ug/L)
M	31 1,2-Dichloroethene (total)	61	Compound Not Detected.					
	32 cis-1,2-dichloroethene	61	Compound Not Detected.					
	35 Chloroform	83	Compound Not Detected.					
	37 1,1,1-Trichloroethane	97	Compound Not Detected.					
	39 Carbon Tetrachloride	117	Compound Not Detected.					
	40 1,2-Dichloroethane	62	Compound Not Detected.					
	41 Benzene	78	Compound Not Detected.					
	42 Trichloroethene	130	Compound Not Detected.					
	43 1,2-Dichloropropane	63	Compound Not Detected.					
	46 Bromodichloromethane	83	Compound Not Detected.					
	48 cis-1,3-Dichloropropene	75	Compound Not Detected.					
	49 4-Methyl-2-pentanone	43	Compound Not Detected.					
	50 Toluene	91	6.874	6.874	(0.844)	3692	0.58894	5.889
	51 trans-1,3-Dichloropropene	75	Compound Not Detected.					
	53 1,1,2-Trichloroethane	97	Compound Not Detected.					
	55 Tetrachloroethene	164	Compound Not Detected.					
	56 2-Hexanone	43	Compound Not Detected.					
	57 Dibromochloromethane	129	Compound Not Detected.					
	58 1,2-Dibromoethane	107	Compound Not Detected.					
	59 Chlorobenzene	112	Compound Not Detected.					
	61 Ethylbenzene	91	Compound Not Detected.					
	62 m + p-Xylene	91	Compound Not Detected.					
M	63 Xylenes (total)	91	Compound Not Detected.					
	64 Xylene-o	91	Compound Not Detected.					
	65 Styrene	104	Compound Not Detected.					
	66 Bromoform	173	Compound Not Detected.					
	67 Isopropylbenzene	105	Compound Not Detected.					
	68 1,1,2,2-Tetrachloroethane	83	Compound Not Detected.					
	80 1,3-Dichlorobenzene	146	Compound Not Detected.					
	81 1,4-Dichlorobenzene	146	Compound Not Detected.					
	83 1,2-Dichlorobenzene	146	Compound Not Detected.					
	85 1,2,4-Trichlorobenzene	180	Compound Not Detected.					
	98 Cyclohexane	56	Compound Not Detected.					
	143 Methyl Acetate	43	Compound Not Detected.					
	144 Methylcyclohexane	83	Compound Not Detected.					
	84 1,2-Dibromo-3-chloropropane	157	Compound Not Detected.					

Data File: \\cansvr11\dd\chem\MSV\a3ux12.i\T90409A.b\UX125156.D
Report Date: 09-Apr-2009 21:10

TestAmerica North Canton

INTERNAL STANDARD COMPOUNDS
AREA AND RT SUMMARY

Instrument ID: a3ux12.i
Lab File ID: UX125156.D
Lab Smp Id: K9C7R1CD
Analysis Type: VOA
Quant Type: ISTD
Operator: 1903
Method File: \\cansvr11\dd\chem\MSV\a3ux12.i\T90409A.b\8260MIUX12.m
Misc Info: T90409A,8260MIUX12,1-8260GM.SUB,1903

Calibration Date: 09-APR-2009
Calibration Time: 16:48
Client Smp ID: SCFmw-001-0008-WS
Level: LOW
Sample Type: WATER

		AREA LIMIT			
COMPOUND	STANDARD	LOWER	UPPER	SAMPLE	%DIFF
1 Fluorobenzene	631882	315941	1263764	591064	-6.46
2 Chlorobenzene-d5	561051	280526	1122102	520613	-7.21
3 1,4-Dichlorobenze	314684	157342	629368	294473	-6.42

		RT LIMIT			
COMPOUND	STANDARD	LOWER	UPPER	SAMPLE	%DIFF
1 Fluorobenzene	5.45	4.95	5.95	5.45	0.00
2 Chlorobenzene-d5	8.14	7.64	8.64	8.14	0.00
3 1,4-Dichlorobenze	10.38	9.88	10.88	10.38	0.00

AREA UPPER LIMIT = +100% of internal standard area.
AREA LOWER LIMIT = - 50% of internal standard area.
RT UPPER LIMIT = + 0.50 minutes of internal standard RT.
RT LOWER LIMIT = - 0.50 minutes of internal standard RT.

Data File: \\cansvr11\dd\chem\MSV\a3ux12.i\T90409A.b\UX125156.D
Date : 09-APR-2009 20:52
Client ID: SCFmw-001-0008-WS
Instrument: a3ux12.i
Sample Info: K9C7R1CD,0.1ML/5ML
Purge Volume: 0.1
Operator: 1903
Column phase: DB624
Column diameter: 0.18

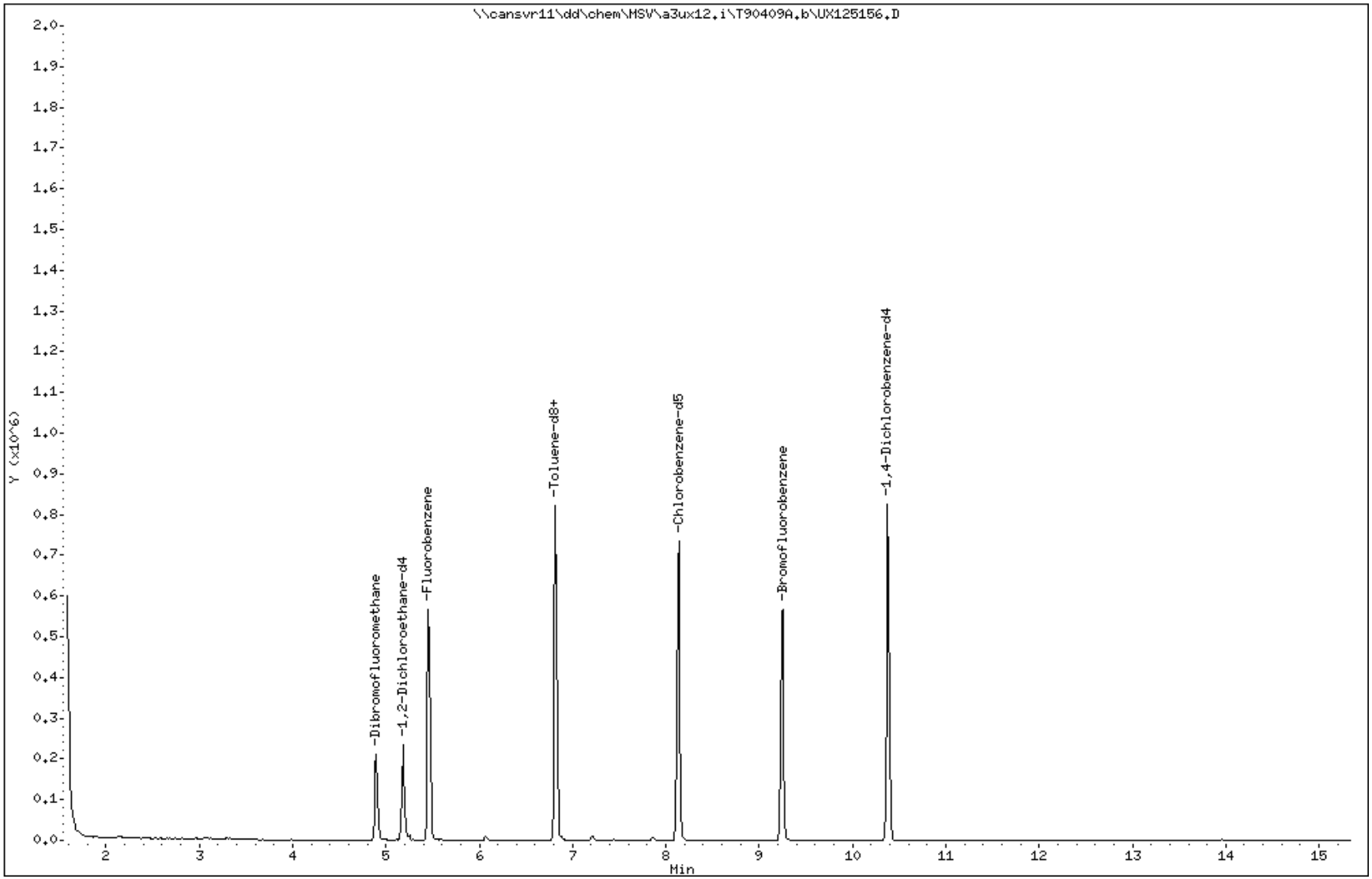

Data File: \\cansvr11\dd\chem\MSV\a3ux12.i\T90409A.b\UX125156.D

Date : 09-APR-2009 20:52

Client ID: SCFmw-001-0008-WS | Instrument: a3ux12.i

Sample Info: K9C7R1CD,0.1ML/5ML

Purge Volume: 0.1 | Operator: 1903

Column phase: DB624 | Column diameter: 0.18

50 Toluene | Concentration: 5.889 ug/L

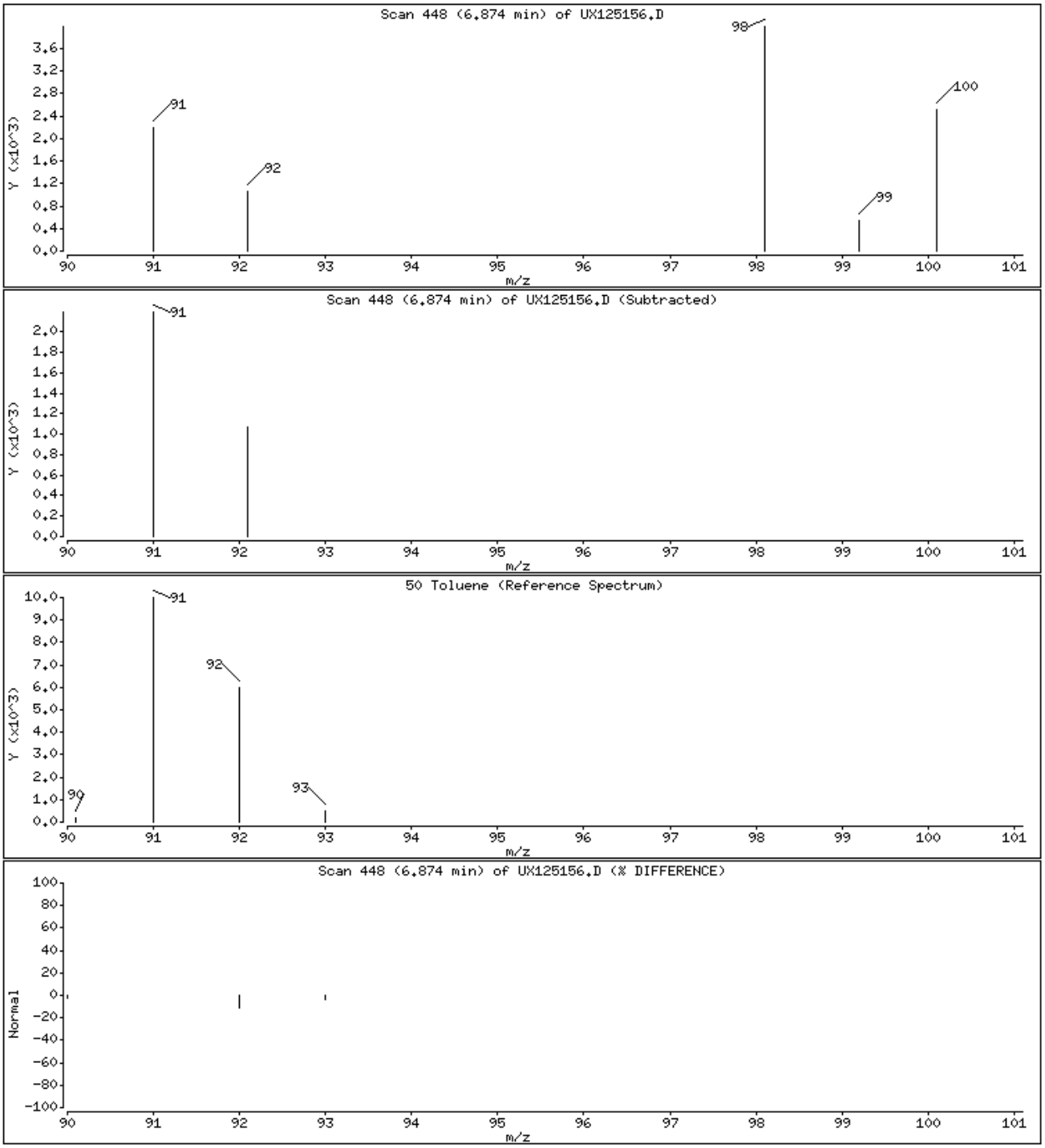

Science Applications International Corp

Client Sample ID: SCFmw-002-0009-WS

GC/MS Volatiles

Lot-Sample #...: A9C310174-007 **Work Order #...:** K9C7W1AN **Matrix.....:** SO
Date Sampled...: 03/27/09 14:57 **Date Received..:** 03/28/09
Prep Date.....: 04/08/09 **Analysis Date..:** 04/08/09
Prep Batch #...: 9098535
Dilution Factor: 1 **Initial Wgt/Vol:** 5 g **Final Wgt/Vol..:** 5 mL
% Moisture.....: 20 **Method.....:** SW846 8260B

PARAMETER	RESULT	REPORTING LIMIT	UNITS
Acetone	ND	25	ug/kg
Benzene	ND	6.2	ug/kg
Bromochloromethane	ND	6.2	ug/kg
Bromodichloromethane	ND	6.2	ug/kg
Bromoform	ND	6.2	ug/kg
Bromomethane	ND	6.2	ug/kg
2-Butanone	ND	25	ug/kg
Carbon disulfide	ND	6.2	ug/kg
Carbon tetrachloride	ND	6.2	ug/kg
Chlorobenzene	ND	6.2	ug/kg
Dibromochloromethane	ND	6.2	ug/kg
Chloroethane	ND	6.2	ug/kg
Chloroform	ND	6.2	ug/kg
Chloromethane	ND	6.2	ug/kg
1,2-Dibromoethane	ND	6.2	ug/kg
1,1-Dichloroethane	ND	6.2	ug/kg
1,2-Dichloroethane	ND	6.2	ug/kg
1,1-Dichloroethene	ND	6.2	ug/kg
1,2-Dichloroethene (total)	ND	6.2	ug/kg
1,2-Dichloropropane	ND	6.2	ug/kg
cis-1,3-Dichloropropene	ND	6.2	ug/kg
trans-1,3-Dichloropropene	ND	6.2	ug/kg
Ethylbenzene	**1.0 J**	**6.2**	**ug/kg**
2-Hexanone	ND	25	ug/kg
Methylene chloride	ND	6.2	ug/kg
4-Methyl-2-pentanone	ND	25	ug/kg
Styrene	ND	6.2	ug/kg
1,1,2,2-Tetrachloroethane	ND	6.2	ug/kg
Tetrachloroethene	ND	6.2	ug/kg
Toluene	**20**	**6.2**	**ug/kg**
1,1,1-Trichloroethane	ND	6.2	ug/kg
1,1,2-Trichloroethane	ND	6.2	ug/kg
Trichloroethene	**1.1 J**	**6.2**	**ug/kg**
Vinyl chloride	ND	6.2	ug/kg
Xylenes (total)	**4.3 J**	**12**	**ug/kg**

(Continued on next page)

Science Applications International Corp

Client Sample ID: SCFmw-002-0009-WS

GC/MS Volatiles

Lot-Sample #...: A9C310174-007 **Work Order #...:** K9C7W1AN **Matrix.....:** SO

SURROGATE	PERCENT RECOVERY	RECOVERY LIMITS
Dibromofluoromethane	95	(50 - 150)
1,2-Dichloroethane-d4	100	(50 - 150)
Toluene-d8	91	(50 - 150)
4-Bromofluorobenzene	74	(50 - 150)

NOTE(S):

Results and reporting limits have been adjusted for dry weight.

J Estimated result. Result is less than RL.

Data File: \\cansvr11\dd\chem\MSV\a3ux8a.i\M90408A.b\UX86707.D
Report Date: 08-Apr-2009 23:21

TestAmerica North Canton

VOLATILE REPORT SW-846 Method 8260A/8260B

Data file : \\cansvr11\dd\chem\MSV\a3ux8a.i\M90408A.b\UX86707.D
Lab Smp Id: K9C7W1AN Client Smp ID: SCFmw-002-0009-WS
Inj Date : 08-APR-2009 23:00
Operator : 402279 Inst ID: a3ux8a.i
Smp Info : K9C7W1AN,5G/5ML
Misc Info : M90408A,8260SUX8,1-8260.SUB,402279
Comment   :
Method   : \\cansvr11\dd\chem\MSV\a3ux8a.i\M90408A.b\8260SUX8.m
Meth Date : 08-Apr-2009 20:04 latat Quant Type: ISTD
Cal Date : 07-APR-2009 21:55 Cal File: UX86679.D
Als bottle: 12
Dil Factor: 1.00000
Integrator: HP RTE Compound Sublist: 1-8260.SUB
Target Version: 4.14
Processing Host: CANSVR11

Concentration Formula: Amt * DF * 1/Vo * CpndVariable

Name	Value	Description
DF	1.000	Dilution Factor
Vo	5.000	Sample Volume
Va	100.000	Injection Volume
Cpnd Variable		Local Compound Variable

Compounds	QUANT SIG MASS	RT	EXP RT	REL RT	RESPONSE	CONCENTRATIONS ON-COLUMN (ng)	FINAL (UG/KG)
* 1 Fluorobenzene	96	5.304	5.306	(1.000)	931662	250.000	
* 2 Chlorobenzene-d5	117	7.846	7.849	(1.000)	607338	250.000	
* 3 1,4-Dichlorobenzene-d4	152	10.043	10.039	(1.000)	187073	250.000	
$ 4 Dibromofluoromethane	113	4.786	4.789	(0.903)	152075	236.934	47.387
$ 5 1,2-Dichloroethane-d4	65	5.054	5.057	(0.953)	217444	248.945	49.789
$ 6 Toluene-d8	98	6.581	6.583	(1.241)	630239	228.687	45.737
$ 7 Bromofluorobenzene	95	8.923	8.926	(1.137)	171089	184.202	36.840
8 Dichlorodifluoromethane	85	Compound Not Detected.					
9 Chloromethane	50	Compound Not Detected.					
10 Vinyl Chloride	62	Compound Not Detected.					
11 Bromomethane	94	Compound Not Detected.					
12 Chloroethane	64	Compound Not Detected.					
13 Trichlorofluoromethane	101	Compound Not Detected.					
15 Acrolein	56	Compound Not Detected.					
16 Acetone	43	3.095	3.104	(0.584)	23176	1.93019	0.3860
17 1,1-Dichloroethene	96	Compound Not Detected.					
18 Freon-113	151	Compound Not Detected.					
19 Iodomethane	142	Compound Not Detected.					
20 Carbon Disulfide	76	Compound Not Detected.					
21 Methylene Chloride	84	Compound Not Detected.					

22 Acetonitrile	41	Compound Not Detected.
23 Acrylonitrile	53	Compound Not Detected.

Data File: \\cansvr11\dd\chem\MSV\a3ux8a.i\M90408A.b\UX86707.D
Report Date: 08-Apr-2009 23:21

	Compounds	QUANT SIG MASS	RT	EXP RT	REL RT	RESPONSE	CONCENTRATIONS ON-COLUMN (ng)	FINAL (UG/KG)
	24 Methyl tert-butyl ether	73	Compound Not Detected.					
	25 trans-1,2-Dichloroethene	96	Compound Not Detected.					
	26 Hexane	86	3.856	3.846	(0.727)	751	3.87962	0.7759
	27 Vinyl acetate	43	Compound Not Detected.					
	28 1,1-Dichloroethane	63	Compound Not Detected.					
	29 tert-Butyl Alcohol	59	Compound Not Detected.					
	30 2-Butanone	43	Compound Not Detected.					
M	31 1,2-Dichloroethene (total)	96	Compound Not Detected.					
	32 cis-1,2-dichloroethene	96	Compound Not Detected.					
	33 2,2-Dichloropropane	77	Compound Not Detected.					
	34 Bromochloromethane	128	Compound Not Detected.					
	35 Chloroform	83	Compound Not Detected.					
	36 Tetrahydrofuran	42	Compound Not Detected.					
	37 1,1,1-Trichloroethane	97	Compound Not Detected.					
	38 1,1-Dichloropropene	75	Compound Not Detected.					
	39 Carbon Tetrachloride	117	Compound Not Detected.					
	40 1,2-Dichloroethane	62	Compound Not Detected.					
	41 Benzene	78	Compound Not Detected.					
	42 Trichloroethene	130	5.589	5.592	(1.054)	3313	4.30585	0.8612
	43 1,2-Dichloropropane	63	Compound Not Detected.					
	44 1,4-Dioxane	88	Compound Not Detected.					
	45 Dibromomethane	93	Compound Not Detected.					
	46 Bromodichloromethane	83	Compound Not Detected.					
	47 2-Chloroethyl vinyl ether	63	Compound Not Detected.					
	48 cis-1,3-Dichloropropene	75	Compound Not Detected.					
	49 4-Methyl-2-pentanone	43	6.465	6.468	(1.219)	2566	1.72429	0.3448
	50 Toluene	91	6.636	6.638	(0.846)	222632	78.3202	15.664
	51 trans-1,3-Dichloropropene	75	Compound Not Detected.					
	52 Ethyl Methacrylate	69	Compound Not Detected.					
	53 1,1,2-Trichloroethane	97	Compound Not Detected.					
	54 1,3-Dichloropropane	76	Compound Not Detected.					
	55 Tetrachloroethene	164	Compound Not Detected.					
	56 2-Hexanone	43	Compound Not Detected.					
	57 Dibromochloromethane	129	Compound Not Detected.					
	58 1,2-Dibromoethane	107	Compound Not Detected.					
	59 Chlorobenzene	112	Compound Not Detected.					
	60 1,1,1,2-Tetrachloroethane	131	Compound Not Detected.					
	61 Ethylbenzene	106	7.956	7.952	(1.014)	4471	4.19563	0.8391
	62 m + p-Xylene	106	8.053	8.056	(1.026)	18160	13.9489	2.790
M	63 Xylenes (total)	106				22366	17.2736	3.455
	64 Xylene-o	106	8.430	8.433	(1.074)	4206	3.32477	0.6650
	65 Styrene	104	Compound Not Detected.					
	66 Bromoform	173	Compound Not Detected.					
	67 Isopropylbenzene	105	Compound Not Detected.					
	68 1,1,2,2-Tetrachloroethane	83	Compound Not Detected.					
	69 1,4-Dichloro-2-butene	53	Compound Not Detected.					
	70 1,2,3-Trichloropropane	110	Compound Not Detected.					
	71 Bromobenzene	156	Compound Not Detected.					
	72 n-Propylbenzene	120	Compound Not Detected.					
	73 2-Chlorotoluene	126	Compound Not Detected.					
	74 1,3,5-Trimethylbenzene	105	9.313	9.321	(0.927)	5217	3.03664	0.6073
	75 4-Chlorotoluene	126	Compound Not Detected.					

76	tert-Butylbenzene	119	Compound Not Detected.				
77	1,2,4-Trimethylbenzene	105	9.690	9.686 (0.965)	15918	9.12221	1.824
78	sec-Butylbenzene	105	Compound Not Detected.				

Data File: \\cansvr11\dd\chem\MSV\a3ux8a.i\M90408A.b\UX86707.D
Report Date: 08-Apr-2009 23:21

	Compounds	QUANT SIG MASS	RT	EXP RT	REL RT	RESPONSE	CONCENTRATIONS ON-COLUMN (ng)	FINAL (UG/KG)
79	4-Isopropyltoluene	119	Compound Not Detected.					
80	1,3-Dichlorobenzene	146	Compound Not Detected.					
81	1,4-Dichlorobenzene	146	Compound Not Detected.					
82	n-Butylbenzene	91	Compound Not Detected.					
83	1,2-Dichlorobenzene	146	Compound Not Detected.					
84	1,2-Dibromo-3-chloropropane	157	Compound Not Detected.					
85	1,2,4-Trichlorobenzene	180	Compound Not Detected.					
86	Hexachlorobutadiene	225	Compound Not Detected.					
87	Naphthalene	128	12.293	12.290	(1.224)	4779	2.89374	0.5787
88	1,2,3-Trichlorobenzene	180	Compound Not Detected.					
98	Cyclohexane	56	Compound Not Detected.					
143	Methyl Acetate	43	Compound Not Detected.					
144	Methylcyclohexane	83	5.742	5.744	(1.083)	3043	1.86408	0.3728
141	1,3,5-Trichlorobenzene	180	Compound Not Detected.					
153	Vinyl Acetate-86	86	Compound Not Detected.					

Data File: \\cansvr11\dd\chem\MSV\a3ux8a.i\M90408A.b\UX86707.D
Report Date: 08-Apr-2009 23:21

TestAmerica North Canton

INTERNAL STANDARD COMPOUNDS
AREA AND RT SUMMARY

Instrument ID: a3ux8a.i
Lab File ID: UX86707.D
Lab Smp Id: K9C7W1AN
Analysis Type: VOA
Quant Type: ISTD
Operator: 402279
Method File: \\cansvr11\dd\chem\MSV\a3ux8a.i\M90408A.b\8260SUX8.m
Misc Info: M90408A,8260SUX8,1-8260.SUB,402279

Calibration Date: 08-APR-2009
Calibration Time: 18:24
Client Smp ID: SCFmw-002-0009-WS
Level: LOW
Sample Type: SOIL

		AREA LIMIT			
COMPOUND	STANDARD	LOWER	UPPER	SAMPLE	%DIFF
1 Fluorobenzene	1113993	556997	2227986	931662	-16.37
2 Chlorobenzene-d5	797134	398567	1594268	607338	-23.81
3 1,4-Dichlorobenze	368444	184222	736888	187073	-49.23

		RT LIMIT			
COMPOUND	STANDARD	LOWER	UPPER	SAMPLE	%DIFF
1 Fluorobenzene	5.31	4.81	5.81	5.30	-0.04
2 Chlorobenzene-d5	7.85	7.35	8.35	7.85	-0.03
3 1,4-Dichlorobenze	10.04	9.54	10.54	10.04	0.04

AREA UPPER LIMIT = +100% of internal standard area.
AREA LOWER LIMIT = - 50% of internal standard area.
RT UPPER LIMIT = + 0.50 minutes of internal standard RT.
RT LOWER LIMIT = - 0.50 minutes of internal standard RT.

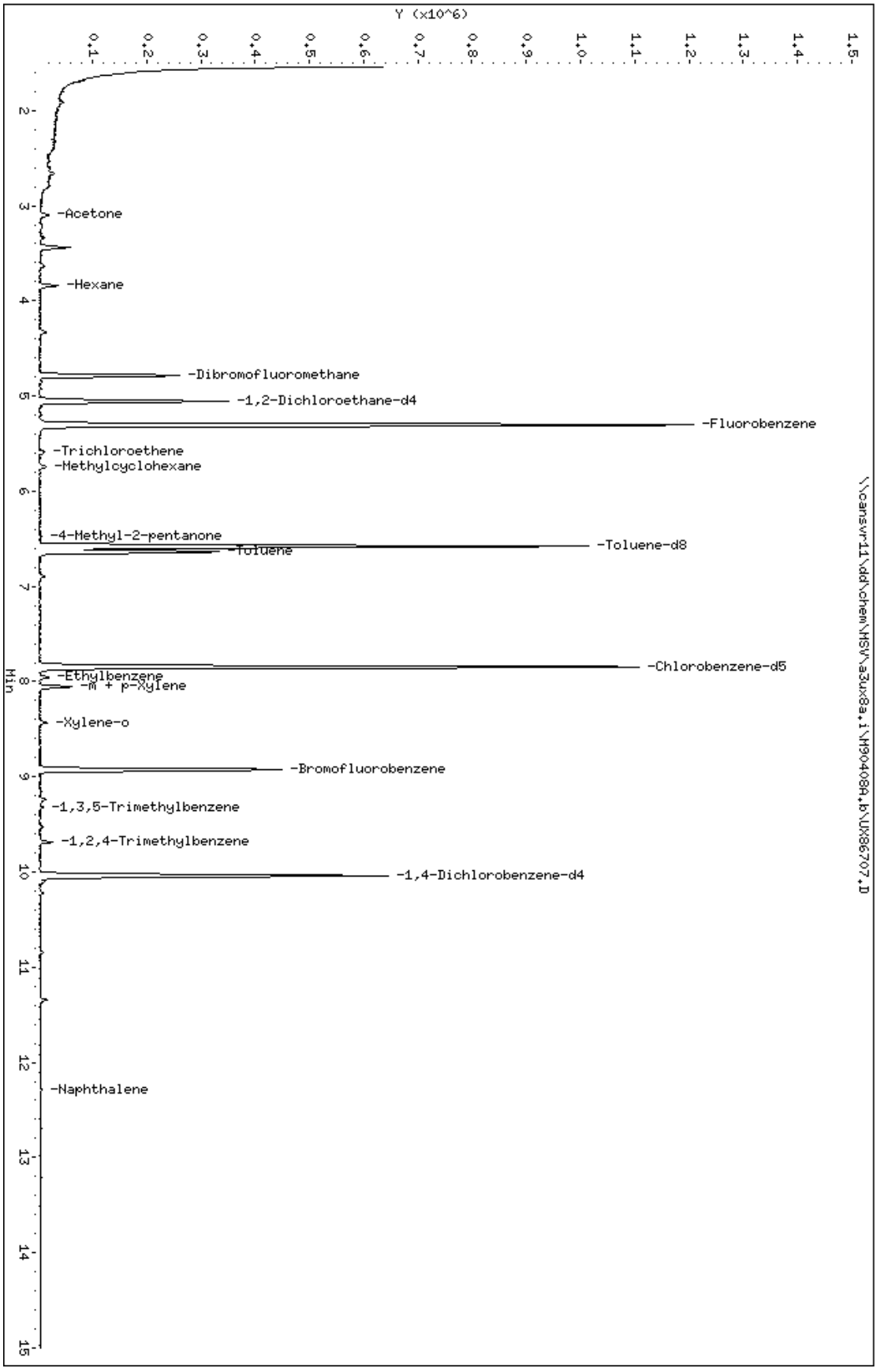
Data File: \\cansvr11\dd\chem\MSV\a3ux8a.i\M90408A.b\UX86707.D
Date : 08-APR-2009 23:00
Client ID: SCFmw-002-0009-WS
Sample Info: K9C7W1AN,5G/5ML
Purge Volume: 5.0
Column phase: DB624
Instrument: a3ux8a.i
Operator: 402279
Column diameter: 0.18
\\cansvr11\dd\chem\MSV\a3ux8a.i\M90408A.b\UX86707.D
Y (x10^6)
Min
-Acetone
-Hexane
-Dibromofluoromethane
-1,2-Dichloroethane-d4
-Fluorobenzene
-Trichloroethene
-Methylcyclohexane
-4-Methyl-2-pentanone
-Toluene-d8
-Toluene
-Chlorobenzene-d5
-Ethylbenzene
-m + p-Xylene
-Xylene-o
-Bromofluorobenzene
-1,3,5-Trimethylbenzene
-1,2,4-Trimethylbenzene
-1,4-Dichlorobenzene-d4
-Naphthalene

Data File: \\cansvr11\dd\chem\MSV\a3ux8a.i\M90408A.b\UX86707.D

Date : 08-APR-2009 23:00

Client ID: SCFmw-002-0009-WS | Instrument: a3ux8a.i

Sample Info: K9C7W1AN,5G/5ML

Purge Volume: 5.0 | Operator: 402279

Column phase: DB624 | Column diameter: 0.18

16 Acetone | Concentration: 0.3860 UG/KG

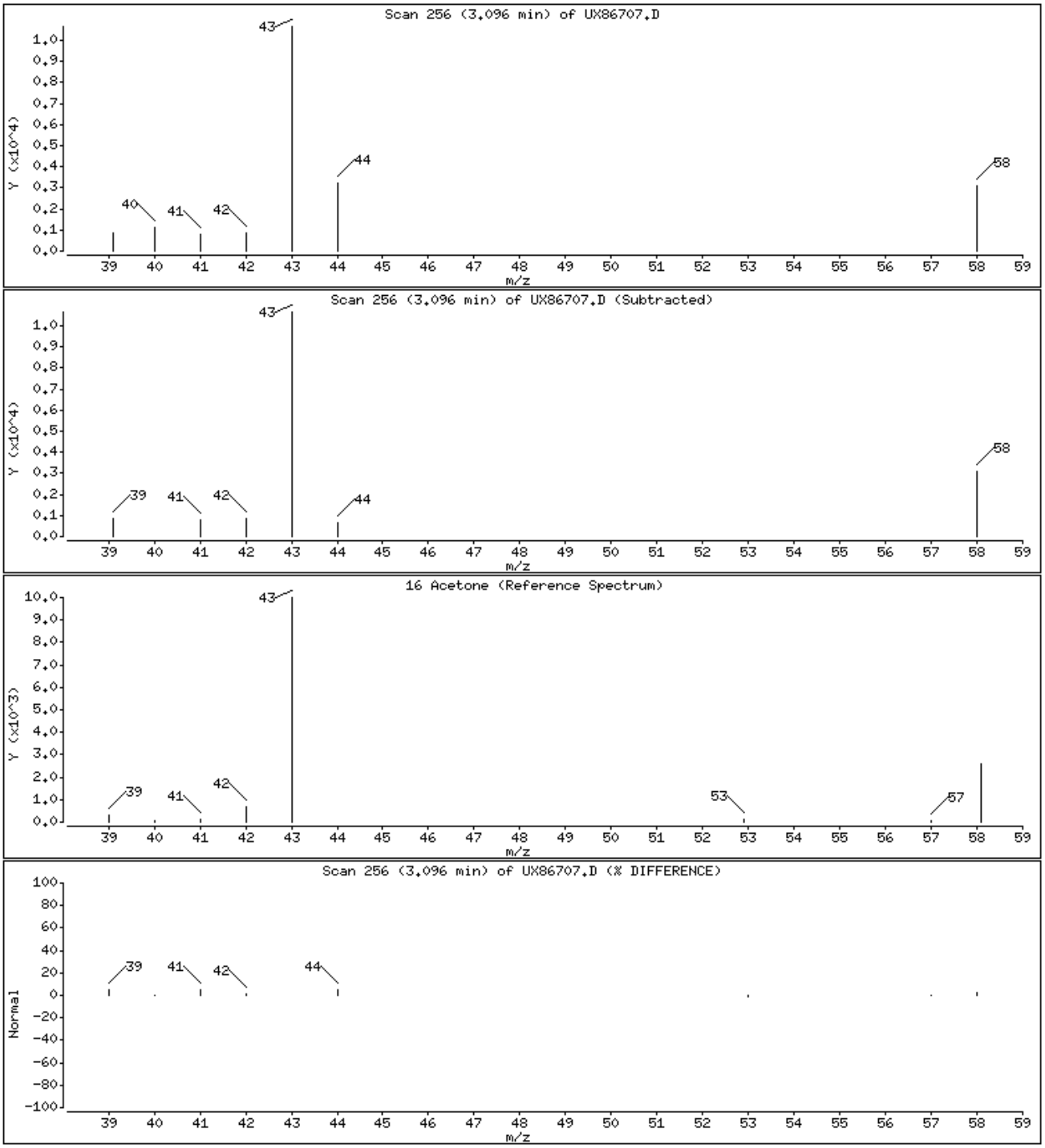

Data File: \\cansvr11\dd\chem\MSV\a3ux8a.i\M90408A.b\UX86707.D

Date : 08-APR-2009 23:00

Client ID: SCFmw-002-0009-WS | Instrument: a3ux8a.i

Sample Info: K9C7W1AN,5G/5ML

Purge Volume: 5.0 | Operator: 402279

Column phase: DB624 | Column diameter: 0.18

26 Hexane | Concentration: 0.7759 UG/KG

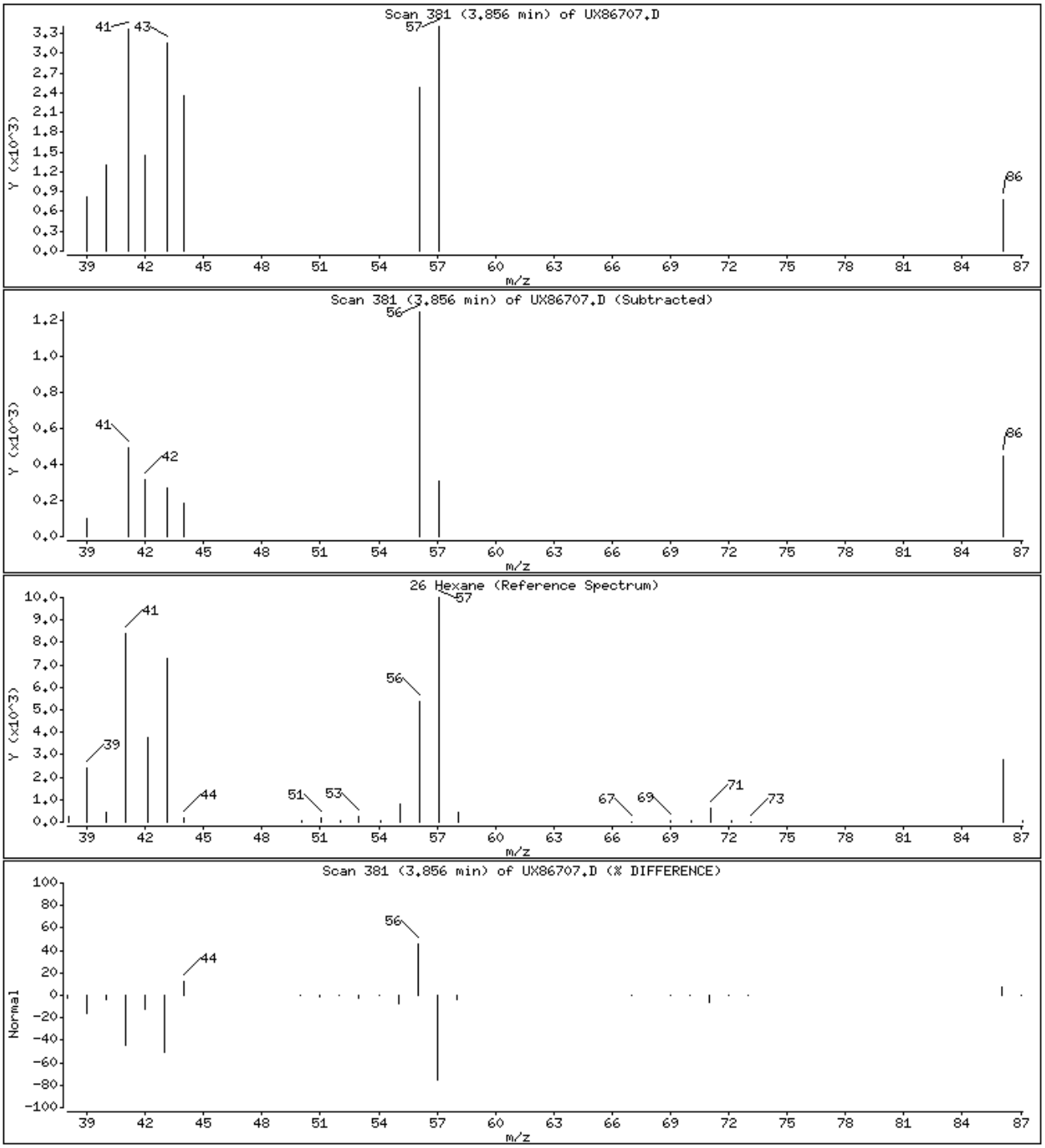

Data File: \\cansvr11\dd\chem\MSV\a3ux8a.i\M90408A.b\UX86707.D

Date : 08-APR-2009 23:00

Client ID: SCFmw-002-0009-WS | Instrument: a3ux8a.i

Sample Info: K9C7W1AN,5G/5ML

Purge Volume: 5.0 | Operator: 402279

Column phase: DB624 | Column diameter: 0.18

42 Trichloroethene | Concentration: 0.8612 UG/KG

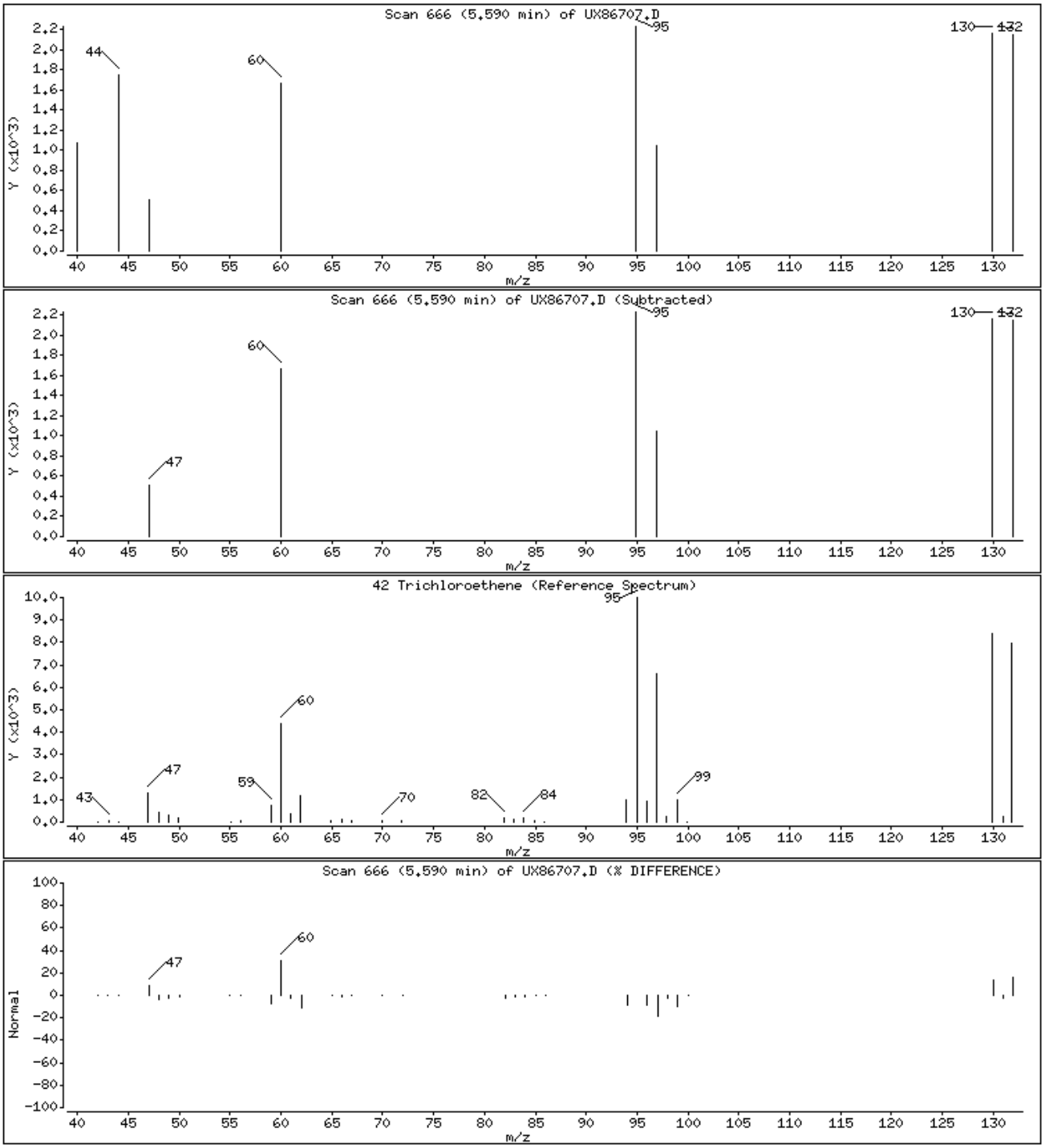

Data File: \\cansvr11\dd\chem\MSV\a3ux8a.i\M90408A.b\UX86707.D

Date : 08-APR-2009 23:00

Client ID: SCFmw-002-0009-WS | Instrument: a3ux8a.i

Sample Info: K9C7W1AN,5G/5ML

Purge Volume: 5.0 | Operator: 402279

Column phase: DB624 | Column diameter: 0.18

49 4-Methyl-2-pentanone | Concentration: 0.3448 UG/KG

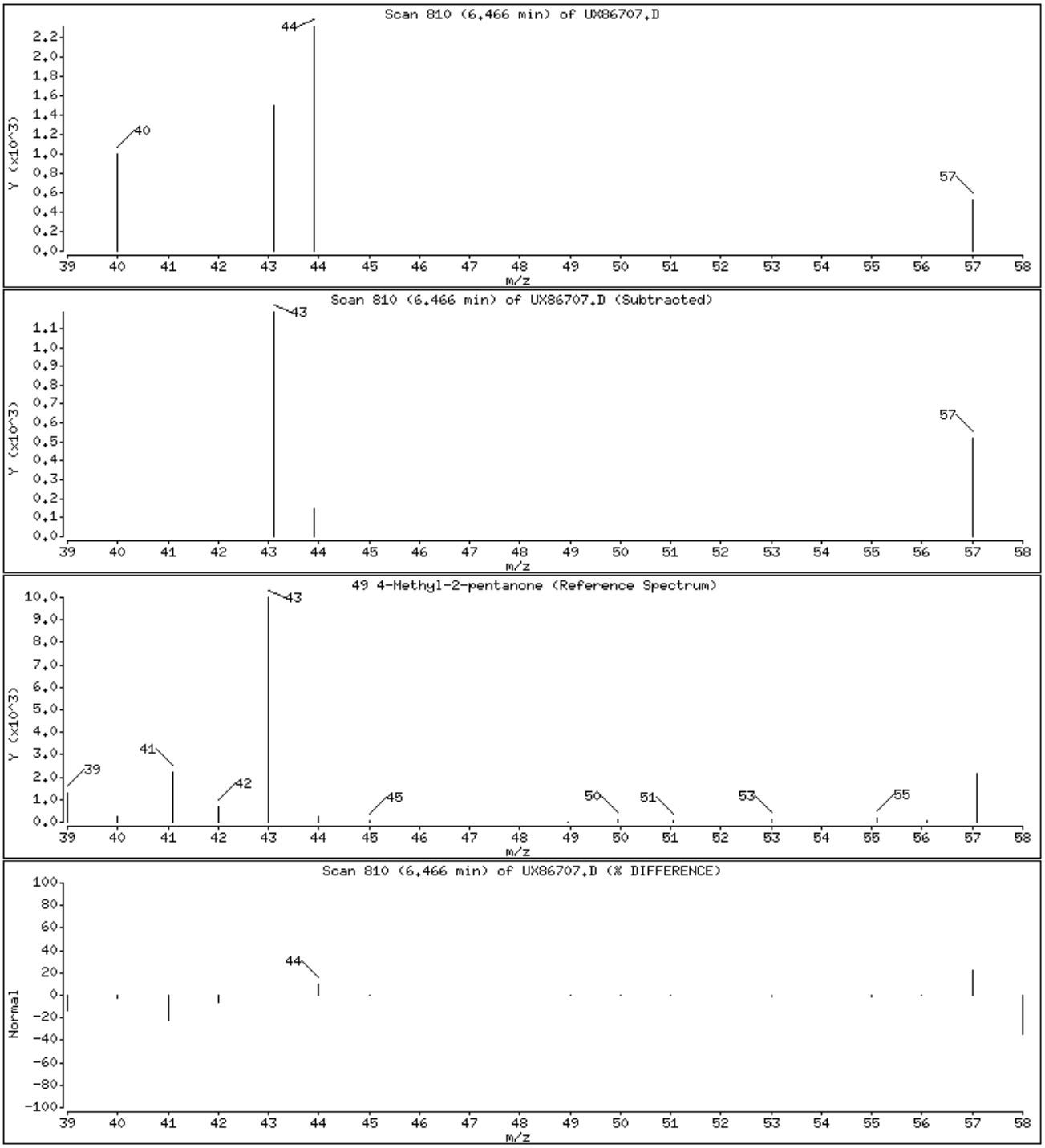

Data File: \\cansvr11\dd\chem\MSV\a3ux8a.i\M90408A.b\UX86707.D

Date : 08-APR-2009 23:00

Client ID: SCFmw-002-0009-WS | Instrument: a3ux8a.i

Sample Info: K9C7W1AN,5G/5ML

Purge Volume: 5.0 | Operator: 402279

Column phase: DB624 | Column diameter: 0.18

50 Toluene | Concentration: 15.664 UG/KG

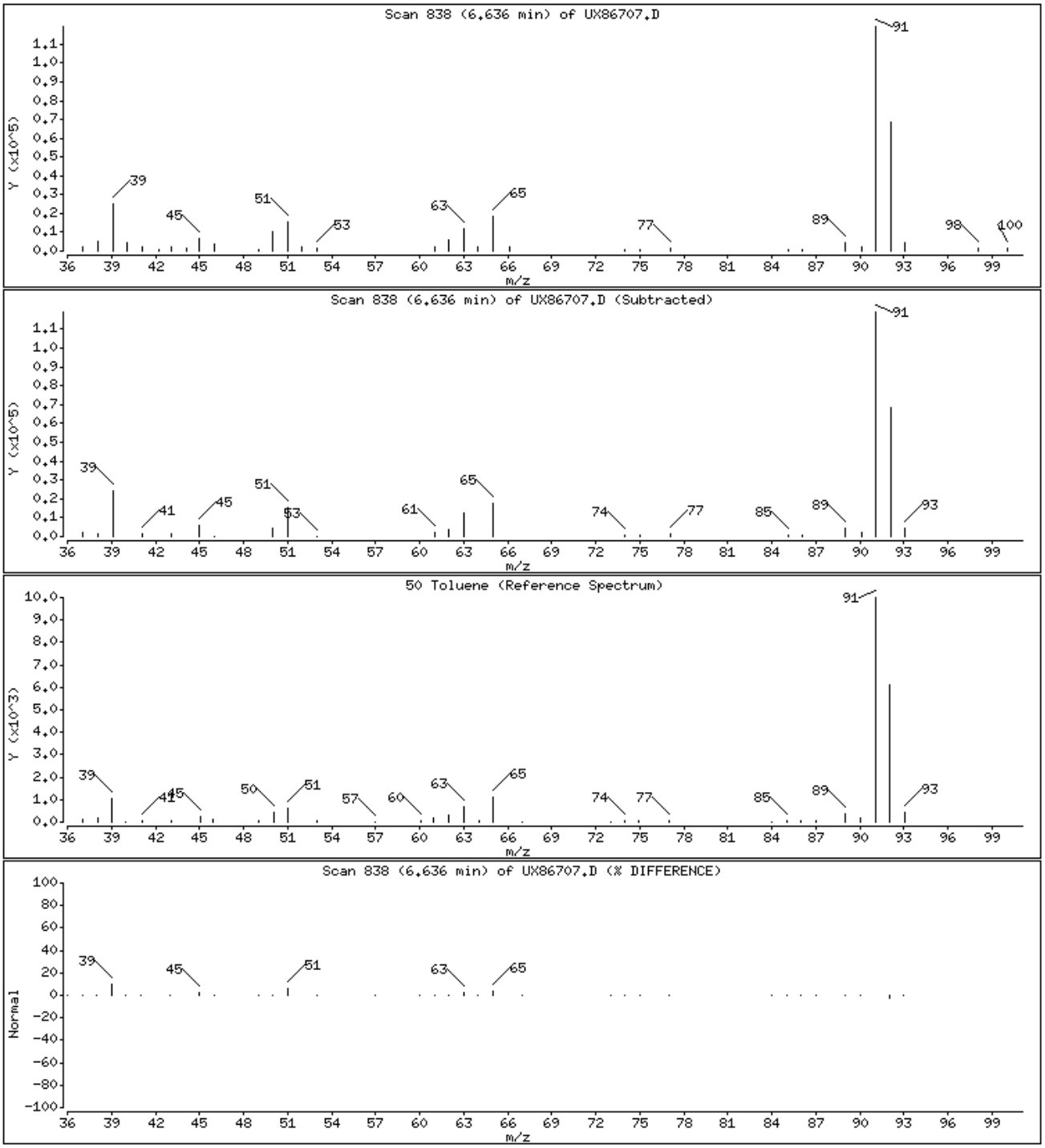

Data File: \\cansvr11\dd\chem\MSV\a3ux8a.i\M90408A.b\UX86707.D

Date : 08-APR-2009 23:00

Client ID: SCFmw-002-0009-WS | Instrument: a3ux8a.i

Sample Info: K9C7W1AN,5G/5ML

Purge Volume: 5.0 | Operator: 402279

Column phase: DB624 | Column diameter: 0.18

61 Ethylbenzene | Concentration: 0.8391 UG/KG

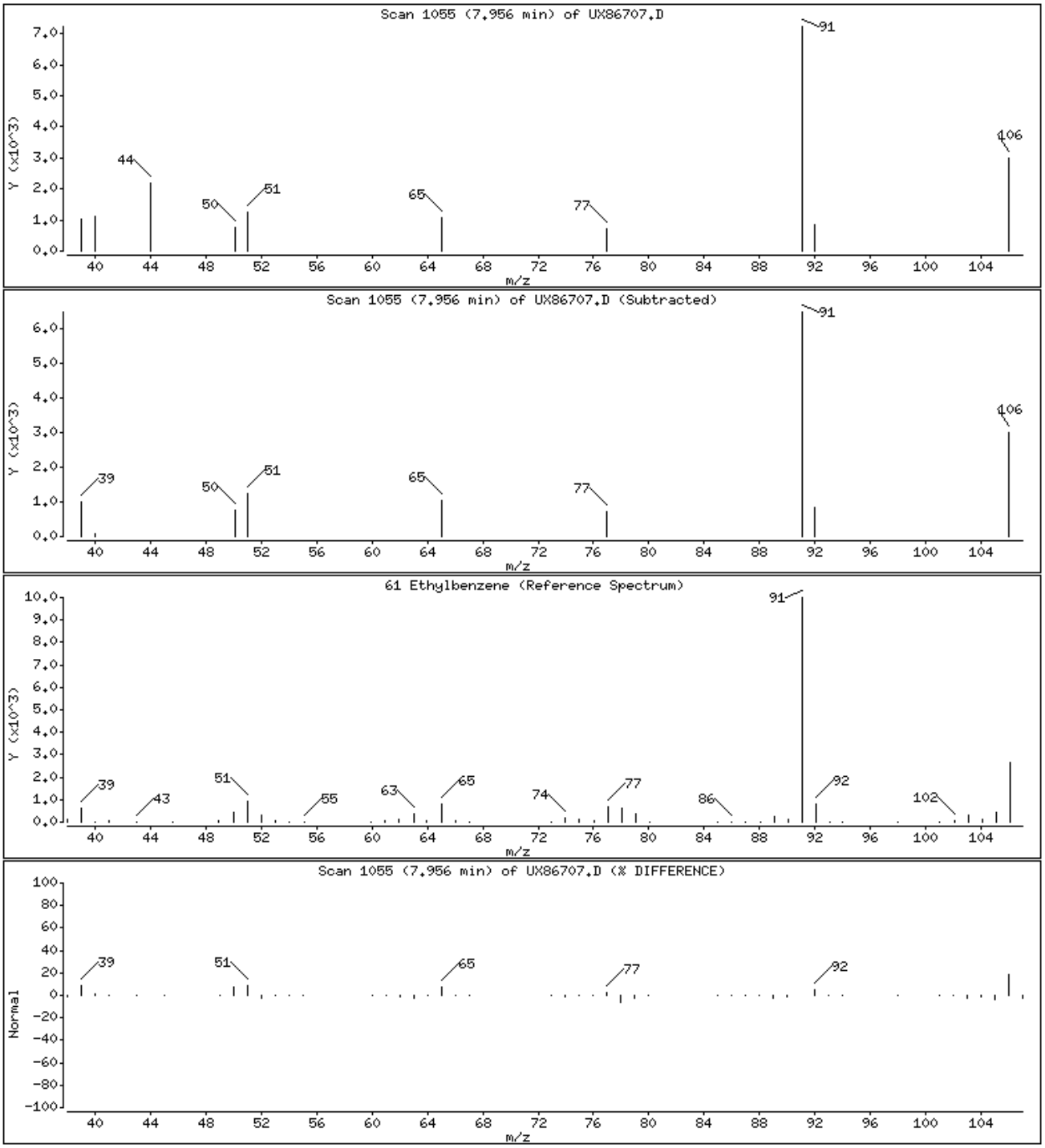

Data File: \\cansvr11\dd\chem\MSV\a3ux8a.i\M90408A.b\UX86707.D

Date : 08-APR-2009 23:00

Client ID: SCFmw-002-0009-WS | Instrument: a3ux8a.i

Sample Info: K9C7W1AN,5G/5ML

Purge Volume: 5.0 | Operator: 402279

Column phase: DB624 | Column diameter: 0.18

62 m + p-Xylene | Concentration: 2.790 UG/KG

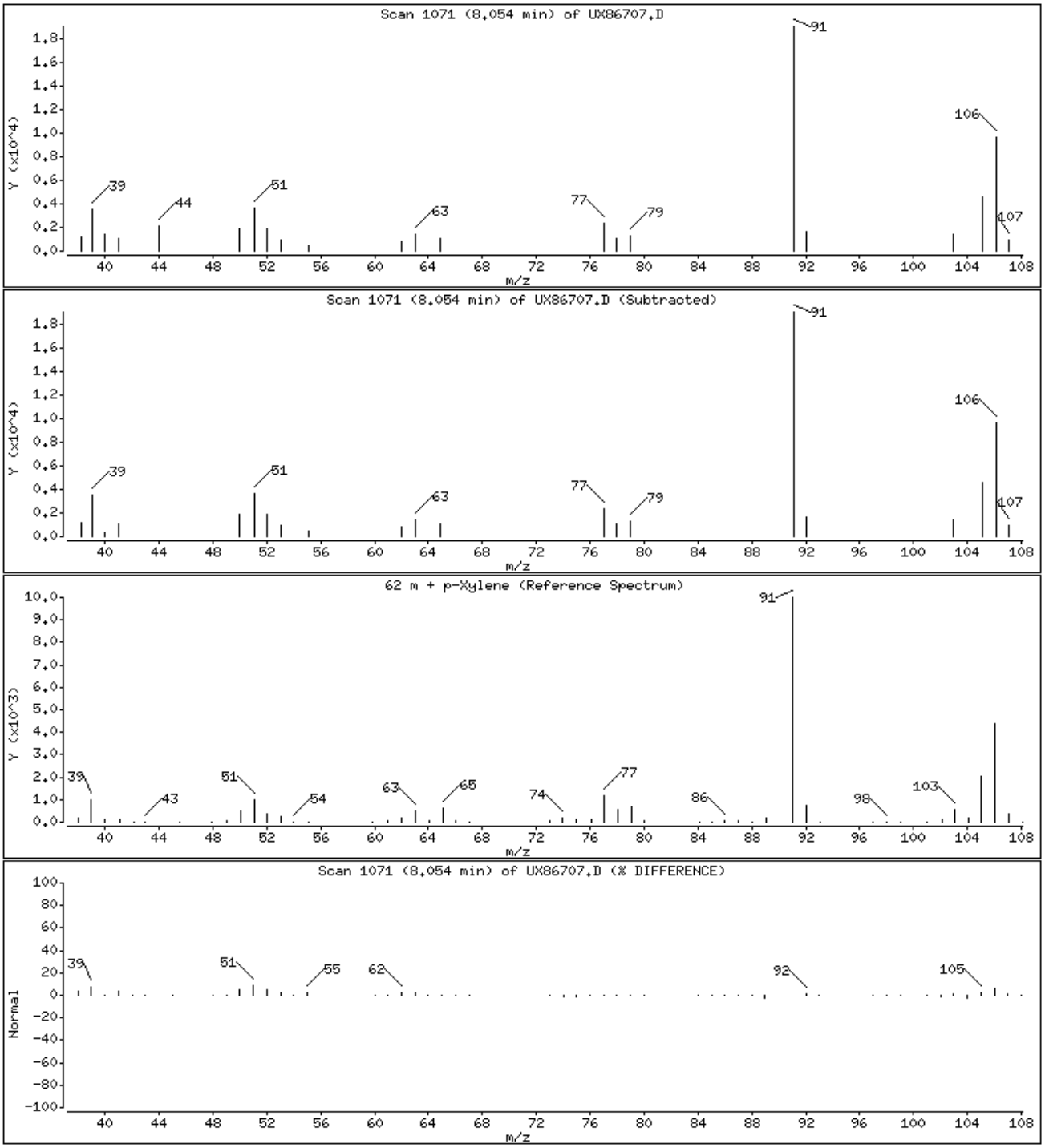

Data File: \\cansvr11\dd\chem\MSV\a3ux8a.i\M90408A.b\UX86707.D

Date : 08-APR-2009 23:00

Client ID: SCFmw-002-0009-WS | Instrument: a3ux8a.i

Sample Info: K9C7W1AN,5G/5ML

Purge Volume: 5.0 | Operator: 402279

Column phase: DB624 | Column diameter: 0.18

64 Xylene-o | Concentration: 0.6650 UG/KG

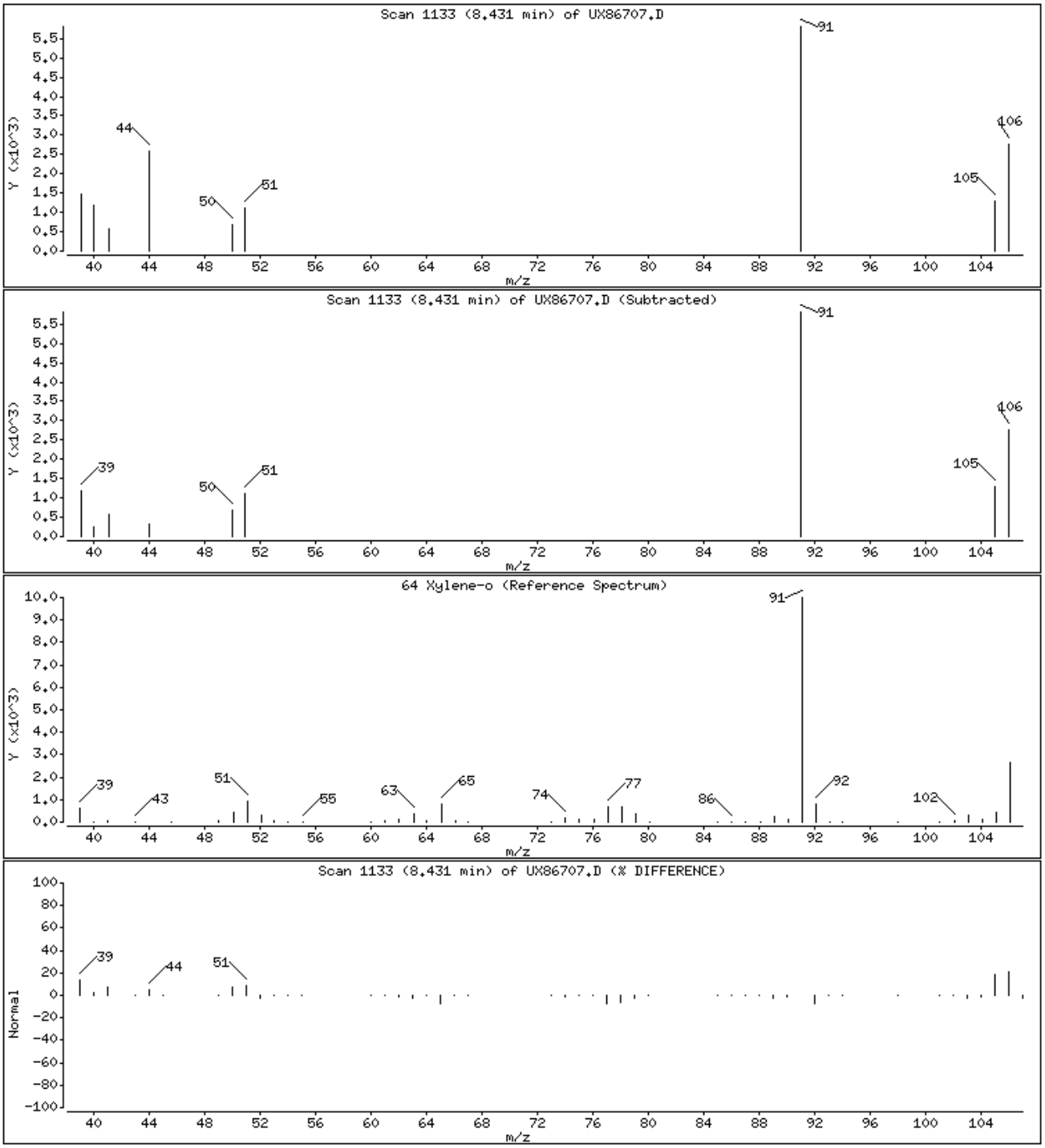

Data File: \\cansvr11\dd\chem\MSV\a3ux8a.i\M90408A.b\UX86707.D

Date : 08-APR-2009 23:00

Client ID: SCFmw-002-0009-WS | Instrument: a3ux8a.i

Sample Info: K9C7W1AN,5G/5ML

Purge Volume: 5.0 | Operator: 402279

Column phase: DB624 | Column diameter: 0.18

74 1,3,5-Trimethylbenzene | Concentration: 0.6073 UG/KG

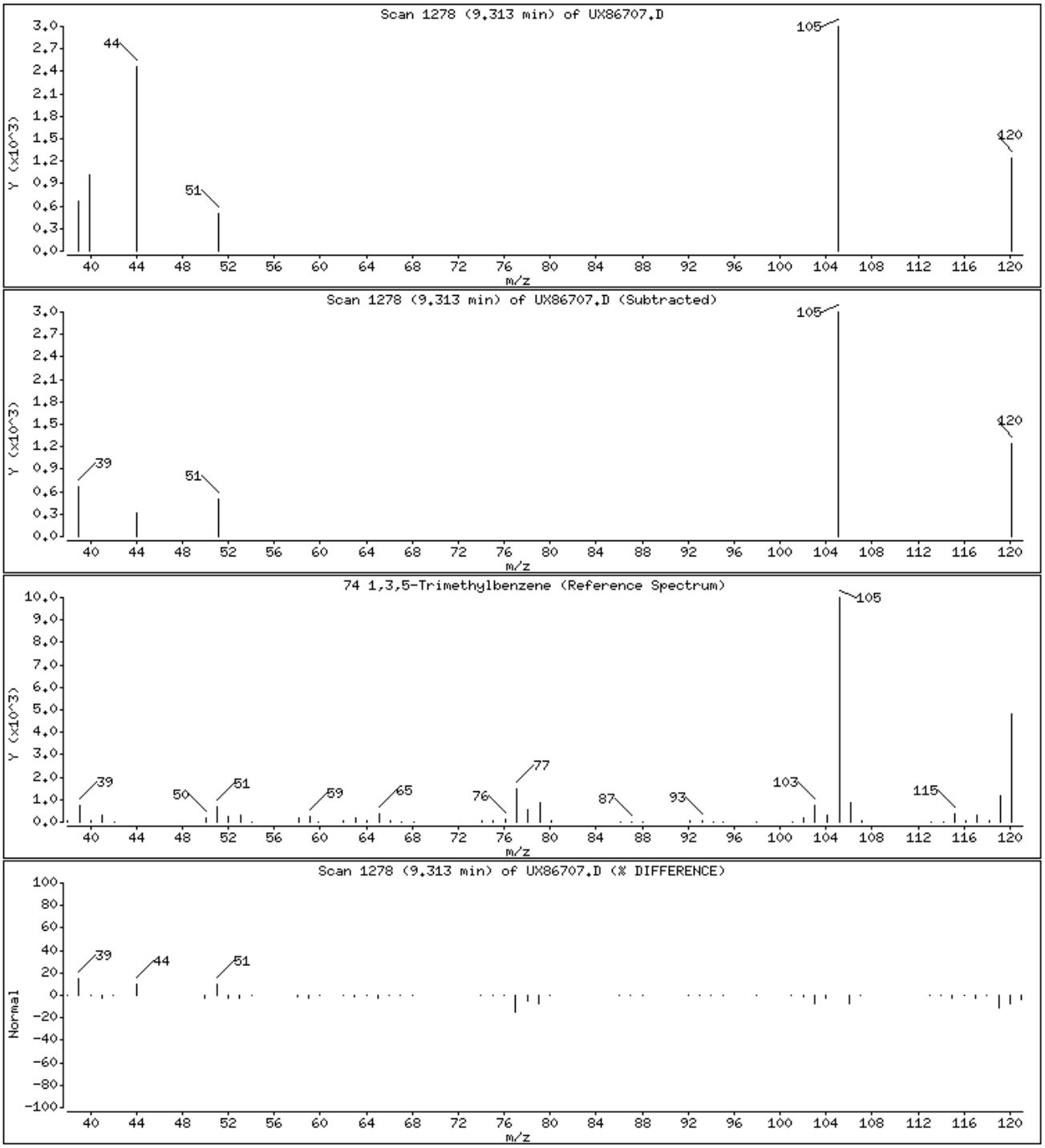

Data File: \\cansvr11\dd\chem\MSV\a3ux8a.i\M90408A.b\UX86707.D

Date : 08-APR-2009 23:00

Client ID: SCFmw-002-0009-WS | Instrument: a3ux8a.i

Sample Info: K9C7W1AN,5G/5ML

Purge Volume: 5.0 | Operator: 402279

Column phase: DB624 | Column diameter: 0.18

77 1,2,4-Trimethylbenzene | Concentration: 1.824 UG/KG

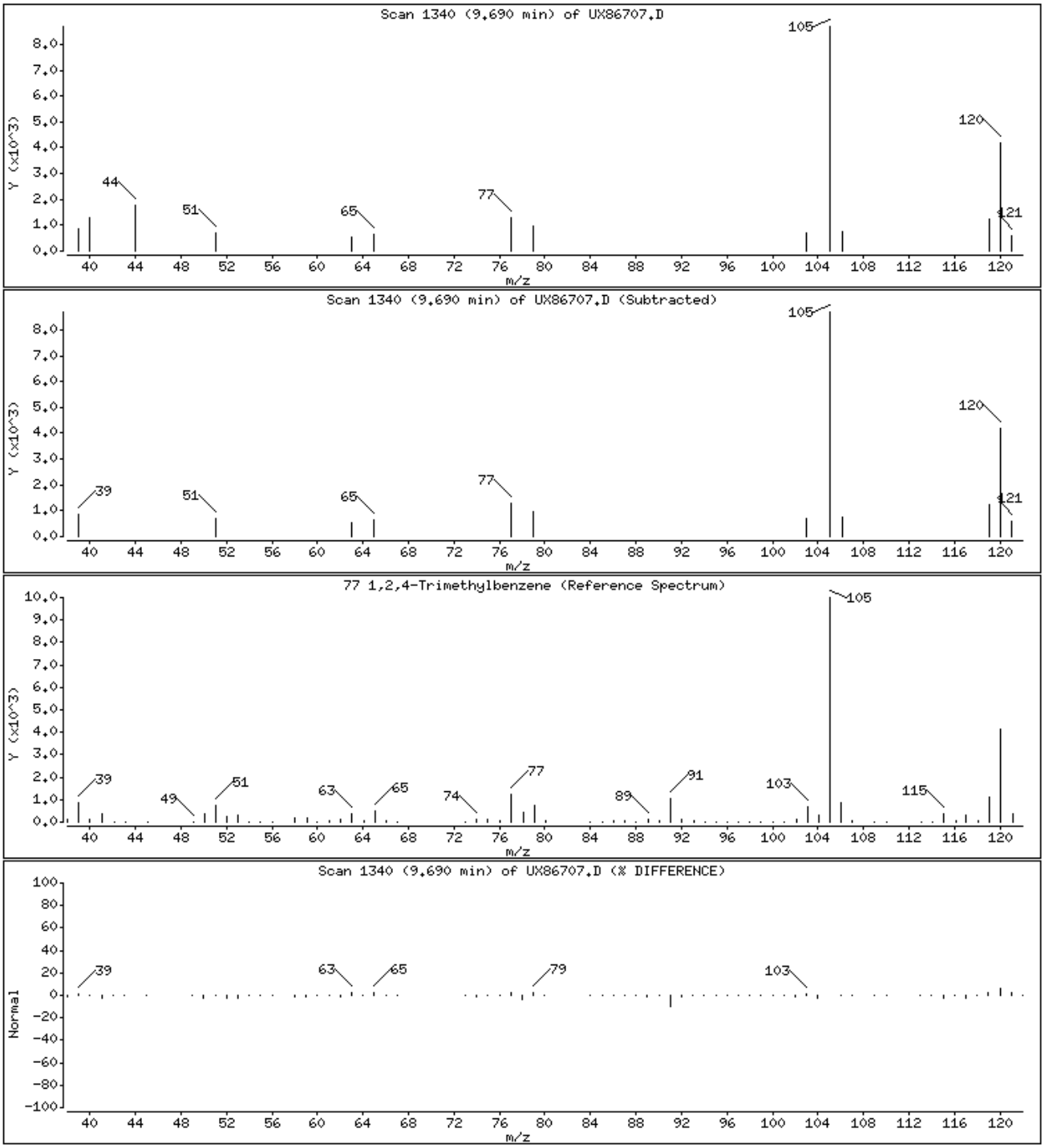

Data File: \\cansvr11\dd\chem\MSV\a3ux8a.i\M90408A.b\UX86707.D

Date : 08-APR-2009 23:00

Client ID: SCFmw-002-0009-WS | Instrument: a3ux8a.i

Sample Info: K9C7W1AN,5G/5ML

Purge Volume: 5.0 | Operator: 402279

Column phase: DB624 | Column diameter: 0.18

87 Naphthalene | Concentration: 0.5787 UG/KG

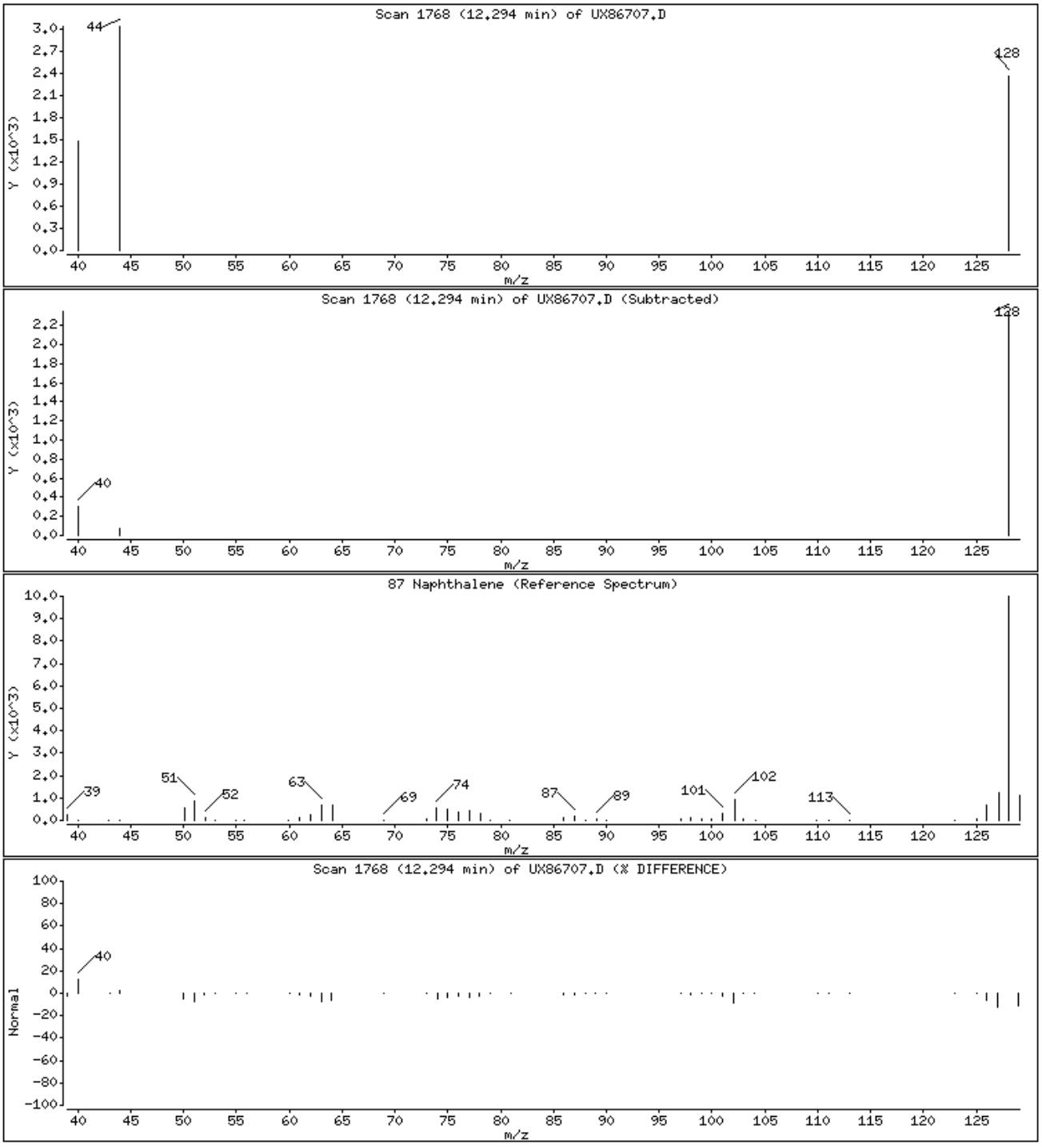

Data File: \\cansvr11\dd\chem\MSV\a3ux8a.i\M90408A.b\UX86707.D

Date : 08-APR-2009 23:00

Client ID: SCFmw-002-0009-WS Instrument: a3ux8a.i

Sample Info: K9C7W1AN,5G/5ML

Purge Volume: 5.0 Operator: 402279

Column phase: DB624 Column diameter: 0.18

144 Methylcyclohexane Concentration: 0.3728 UG/KG

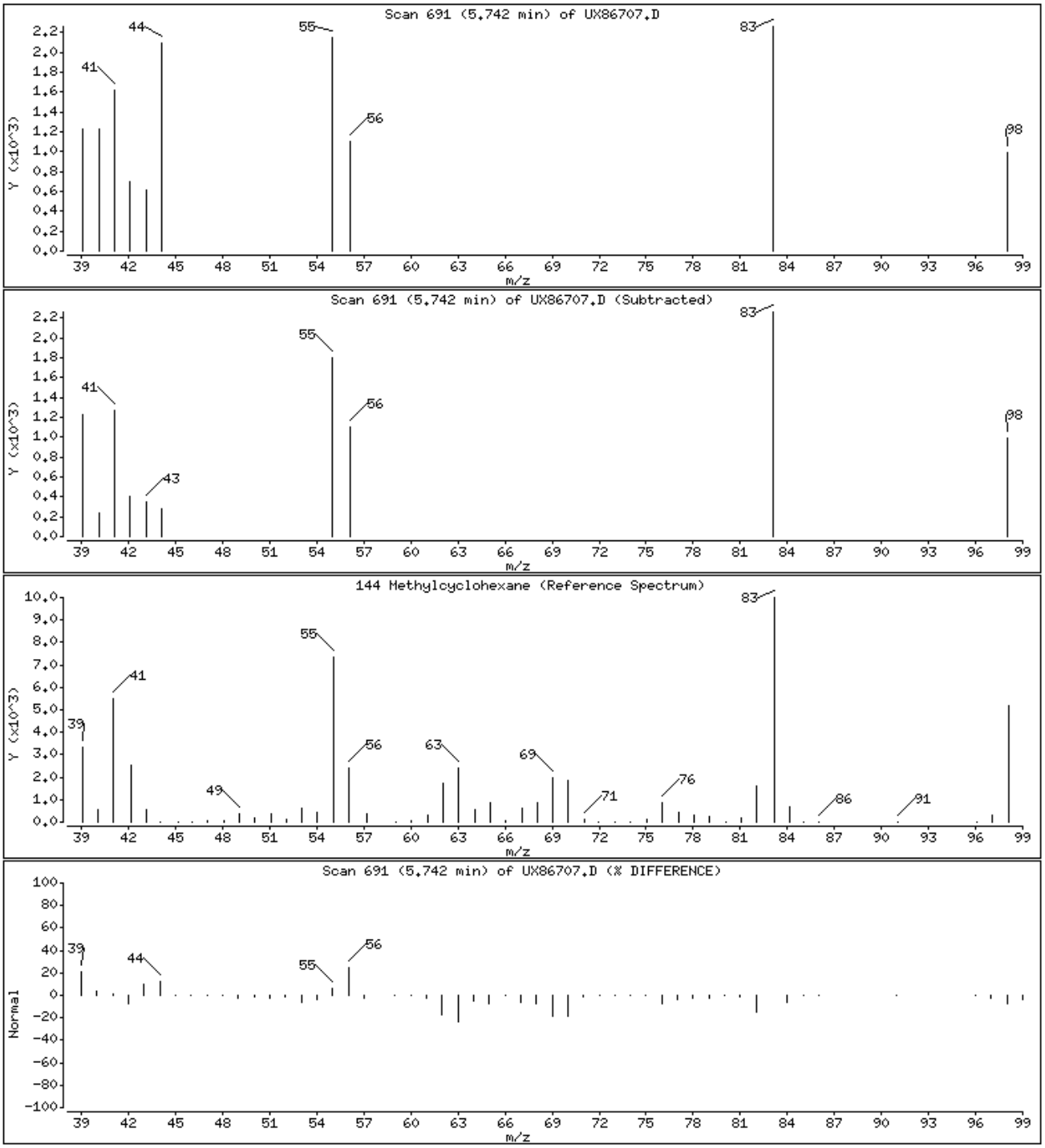

Science Applications International Corp

Client Sample ID: SCFmw-002-0009-WS

TCLP GC/MS Volatiles

Lot-Sample #...:	A9C310174-007	**Work Order #...:**	K9C7W1CD	**Matrix.....:**	SO
Date Sampled...:	03/27/09 14:57	**Date Received..:**	03/28/09		
Leach Date.....:	04/01/09	**Prep Date.....:**	04/09/09	**Analysis Date..:**	04/09/09
Leach Batch #..:	P909115	**Prep Batch #...:**	9099403		
Dilution Factor:	1	**Initial Wgt/Vol:**	0.1 mL	**Final Wgt/Vol..:**	5 mL
% Moisture.....:	20	**Method.....:**	SW846 8260B		

PARAMETER	RESULT	REPORTING LIMIT	UNITS
Benzene	ND	0.025	mg/L
2-Butanone (MEK)	ND	0.25	mg/L
Carbon tetrachloride	ND	0.025	mg/L
Chlorobenzene	ND	0.025	mg/L
Chloroform	ND	0.025	mg/L
1,2-Dichloroethane	ND	0.025	mg/L
1,1-Dichloroethylene	ND	0.070	mg/L
Tetrachloroethylene	ND	0.070	mg/L
Trichloroethylene	ND	0.050	mg/L
Vinyl chloride	ND	0.025	mg/L

SURROGATE	PERCENT RECOVERY	RECOVERY LIMITS
Dibromofluoromethane	102	(86 - 125)
1,2-Dichloroethane-d4	104	(80 - 122)
Toluene-d8	99	(90 - 122)
4-Bromofluorobenzene	96	(84 - 125)

NOTE(S):

Analysis performed in accordance with USEPA Toxicity Characteristic Leaching Procedure Method 1311

Data File: \\cansvr11\dd\chem\MSV\a3ux12.i\T90409A.b\UX125157.D
Report Date: 09-Apr-2009 21:36

TestAmerica North Canton

VOLATILE REPORT SW-846 Method 8260A/8260B

Data file : \\cansvr11\dd\chem\MSV\a3ux12.i\T90409A.b\UX125157.D
Lab Smp Id: K9C7W1CD Client Smp ID: SCFmw-002-0009-WS
Inj Date : 09-APR-2009 21:17
Operator : 1903 Inst ID: a3ux12.i
Smp Info : K9C7W1CD,0.1ML/5ML
Misc Info : T90409A,8260MIUX12,1-8260GM.SUB,1903
Comment   :
Method   : \\cansvr11\dd\chem\MSV\a3ux12.i\T90409A.b\8260MIUX12.m
Meth Date : 09-Apr-2009 17:04 laveyt Quant Type: ISTD
Cal Date : 01-APR-2009 17:16 Cal File: UX124993.D
Als bottle: 13
Dil Factor: 1.00000
Integrator: HP RTE Compound Sublist: 1-8260GM.SUB
Target Version: 4.14
Processing Host: CANSVR11

Concentration Formula: Amt * DF * 1/Vo * CpndVariable

Name	Value	Description
DF	1.000	Dilution Factor
Vo	0.10000	Sample volume
Va	100.000	Injection Volume
Cpnd Variable		Local Compound Variable

	Compounds	QUANT SIG MASS	RT	EXP RT	REL RT	RESPONSE	CONCENTRATIONS ON-COLUMN (ng)	FINAL (ug/L)
*	1 Fluorobenzene	96	5.454	5.454	(1.000)	600096	100.000	
*	2 Chlorobenzene-d5	117	8.140	8.140	(1.000)	543938	100.000	
*	3 1,4-Dichlorobenzene-d4	152	10.376	10.376	(1.000)	289063	100.000	
$	4 Dibromofluoromethane	113	4.898	4.898	(0.898)	143819	123.223	1232.2
$	5 1,2-Dichloroethane-d4	65	5.182	5.182	(0.950)	177876	126.415	1264.1
$	6 Toluene-d8	98	6.815	6.815	(0.837)	599722	120.211	1202.1
$	7 Bromofluorobenzene	95	9.241	9.240	(1.135)	246764	116.042	1160.4
	8 Dichlorodifluoromethane	85	Compound Not Detected.					
	9 Chloromethane	50	Compound Not Detected.					
	10 Vinyl Chloride	62	Compound Not Detected.					
	11 Bromomethane	94	Compound Not Detected.					
	12 Chloroethane	64	Compound Not Detected.					
	13 Trichlorofluoromethane	101	Compound Not Detected.					
	16 Acetone	43	Compound Not Detected.					
	17 1,1-Dichloroethene	61	Compound Not Detected.					
	18 Freon-113	101	Compound Not Detected.					
	20 Carbon Disulfide	76	Compound Not Detected.					
	21 Methylene Chloride	84	Compound Not Detected.					
	24 Methyl tert-butyl ether	73	Compound Not Detected.					
	25 trans-1,2-Dichloroethene	61	Compound Not Detected.					

28	1,1-Dichloroethane	63	Compound Not Detected.
30	2-Butanone	43	Compound Not Detected.

Data File: \\cansvr11\dd\chem\MSV\a3ux12.i\T90409A.b\UX125157.D
Report Date: 09-Apr-2009 21:36

		QUANT SIG MASS	RT	EXP RT	REL RT	RESPONSE	CONCENTRATIONS ON-COLUMN (ng)	CONCENTRATIONS FINAL (ug/L)
M 31	1,2-Dichloroethene (total)	61	Compound Not Detected.					
32	cis-1,2-dichloroethene	61	Compound Not Detected.					
35	Chloroform	83	Compound Not Detected.					
37	1,1,1-Trichloroethane	97	Compound Not Detected.					
39	Carbon Tetrachloride	117	Compound Not Detected.					
40	1,2-Dichloroethane	62	Compound Not Detected.					
41	Benzene	78	Compound Not Detected.					
42	Trichloroethene	130	Compound Not Detected.					
43	1,2-Dichloropropane	63	Compound Not Detected.					
46	Bromodichloromethane	83	Compound Not Detected.					
48	cis-1,3-Dichloropropene	75	Compound Not Detected.					
49	4-Methyl-2-pentanone	43	Compound Not Detected.					
50	Toluene	91	Compound Not Detected.					
51	trans-1,3-Dichloropropene	75	Compound Not Detected.					
53	1,1,2-Trichloroethane	97	Compound Not Detected.					
55	Tetrachloroethene	164	Compound Not Detected.					
56	2-Hexanone	43	Compound Not Detected.					
57	Dibromochloromethane	129	Compound Not Detected.					
58	1,2-Dibromoethane	107	Compound Not Detected.					
59	Chlorobenzene	112	Compound Not Detected.					
61	Ethylbenzene	91	Compound Not Detected.					
62	m + p-Xylene	91	Compound Not Detected.					
M 63	Xylenes (total)	91	Compound Not Detected.					
64	Xylene-o	91	Compound Not Detected.					
65	Styrene	104	Compound Not Detected.					
66	Bromoform	173	Compound Not Detected.					
67	Isopropylbenzene	105	Compound Not Detected.					
68	1,1,2,2-Tetrachloroethane	83	Compound Not Detected.					
80	1,3-Dichlorobenzene	146	Compound Not Detected.					
81	1,4-Dichlorobenzene	146	Compound Not Detected.					
83	1,2-Dichlorobenzene	146	Compound Not Detected.					
85	1,2,4-Trichlorobenzene	180	Compound Not Detected.					
98	Cyclohexane	56	Compound Not Detected.					
143	Methyl Acetate	43	Compound Not Detected.					
144	Methylcyclohexane	83	Compound Not Detected.					
84	1,2-Dibromo-3-chloropropane	157	Compound Not Detected.					

Data File: \\cansvr11\dd\chem\MSV\a3ux12.i\T90409A.b\UX125157.D
Report Date: 09-Apr-2009 21:36

TestAmerica North Canton

INTERNAL STANDARD COMPOUNDS
AREA AND RT SUMMARY

Instrument ID: a3ux12.i
Lab File ID: UX125157.D
Lab Smp Id: K9C7W1CD
Analysis Type: VOA
Quant Type: ISTD
Operator: 1903
Method File: \\cansvr11\dd\chem\MSV\a3ux12.i\T90409A.b\8260MIUX12.m
Misc Info: T90409A,8260MIUX12,1-8260GM.SUB,1903

Calibration Date: 09-APR-2009
Calibration Time: 16:48
Client Smp ID: SCFmw-002-0009-WS
Level: LOW
Sample Type: WATER

		AREA LIMIT			
COMPOUND	STANDARD	LOWER	UPPER	SAMPLE	%DIFF
1 Fluorobenzene	631882	315941	1263764	600096	-5.03
2 Chlorobenzene-d5	561051	280526	1122102	543938	-3.05
3 1,4-Dichlorobenze	314684	157342	629368	289063	-8.14

		RT LIMIT			
COMPOUND	STANDARD	LOWER	UPPER	SAMPLE	%DIFF
1 Fluorobenzene	5.45	4.95	5.95	5.45	0.00
2 Chlorobenzene-d5	8.14	7.64	8.64	8.14	0.00
3 1,4-Dichlorobenze	10.38	9.88	10.88	10.38	0.00

AREA UPPER LIMIT = +100% of internal standard area.
AREA LOWER LIMIT = - 50% of internal standard area.
RT UPPER LIMIT = + 0.50 minutes of internal standard RT.
RT LOWER LIMIT = - 0.50 minutes of internal standard RT.

Data File: \\cansvr11\dd\chem\MSV\a3ux12.i\T90409A.b\UX125157.D
Date : 09-APR-2009 21:17
Client ID: SCFmw-002-0009-WS
Instrument: a3ux12.i
Sample Info: K9C7W1CD,0.1ML/5ML
Purge Volume: 0.1
Operator: 1903
Column phase: DB624
Column diameter: 0.18

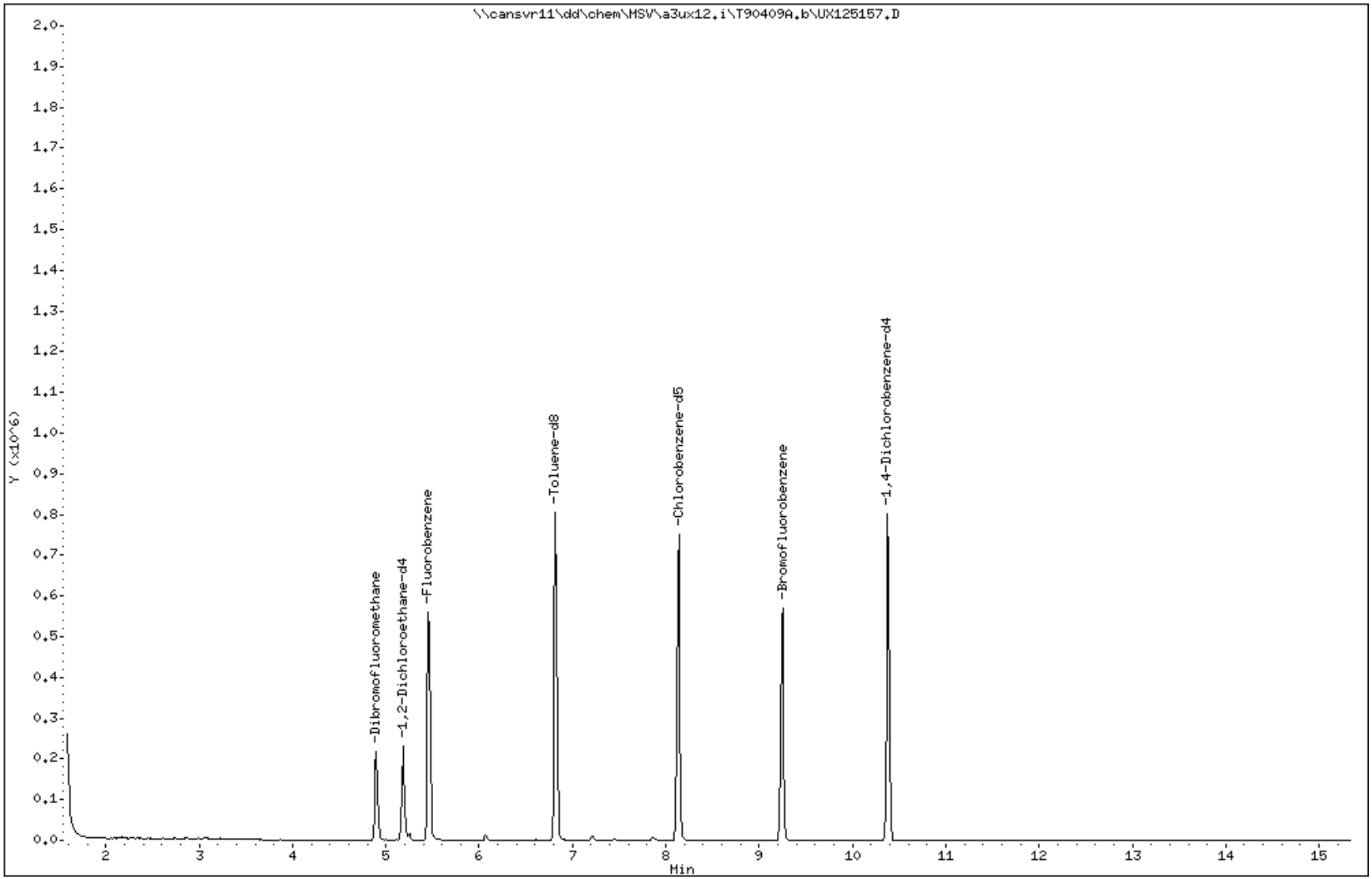

Science Applications International Corp

Client Sample ID: SCFmw-003-0010-WS

GC/MS Volatiles

Lot-Sample #...: A9C310174-008 **Work Order #...:** K9C711AN **Matrix.....:** SO
Date Sampled...: 03/27/09 18:40 **Date Received..:** 03/28/09
Prep Date.....: 04/08/09 **Analysis Date..:** 04/08/09
Prep Batch #...: 9098535
Dilution Factor: 1 **Initial Wgt/Vol:** 5 g **Final Wgt/Vol..:** 5 mL
% Moisture.....: 15 **Method.....:** SW846 8260B

PARAMETER	RESULT	REPORTING LIMIT	UNITS
Acetone	ND	24	ug/kg
Benzene	ND	5.9	ug/kg
Bromochloromethane	ND	5.9	ug/kg
Bromodichloromethane	ND	5.9	ug/kg
Bromoform	ND	5.9	ug/kg
Bromomethane	ND	5.9	ug/kg
2-Butanone	ND	24	ug/kg
Carbon disulfide	ND	5.9	ug/kg
Carbon tetrachloride	ND	5.9	ug/kg
Chlorobenzene	ND	5.9	ug/kg
Dibromochloromethane	ND	5.9	ug/kg
Chloroethane	ND	5.9	ug/kg
Chloroform	ND	5.9	ug/kg
Chloromethane	ND	5.9	ug/kg
1,2-Dibromoethane	ND	5.9	ug/kg
1,1-Dichloroethane	ND	5.9	ug/kg
1,2-Dichloroethane	ND	5.9	ug/kg
1,1-Dichloroethene	ND	5.9	ug/kg
1,2-Dichloroethene (total)	ND	5.9	ug/kg
1,2-Dichloropropane	ND	5.9	ug/kg
cis-1,3-Dichloropropene	ND	5.9	ug/kg
trans-1,3-Dichloropropene	ND	5.9	ug/kg
Ethylbenzene	ND	5.9	ug/kg
2-Hexanone	ND	24	ug/kg
Methylene chloride	ND	5.9	ug/kg
4-Methyl-2-pentanone	ND	24	ug/kg
Styrene	ND	5.9	ug/kg
1,1,2,2-Tetrachloroethane	ND	5.9	ug/kg
Tetrachloroethene	ND	5.9	ug/kg
Toluene	ND	5.9	ug/kg
1,1,1-Trichloroethane	ND	5.9	ug/kg
1,1,2-Trichloroethane	ND	5.9	ug/kg
Trichloroethene	ND	5.9	ug/kg
Vinyl chloride	ND	5.9	ug/kg
Xylenes (total)	ND	12	ug/kg

(Continued on next page)

Science Applications International Corp

Client Sample ID: SCFmw-003-0010-WS

GC/MS Volatiles

Lot-Sample #...: A9C310174-008 **Work Order #...:** K9C711AN **Matrix.....:** SO

SURROGATE	PERCENT RECOVERY	RECOVERY LIMITS
Dibromofluoromethane	94	(50 - 150)
1,2-Dichloroethane-d4	98	(50 - 150)
Toluene-d8	95	(50 - 150)
4-Bromofluorobenzene	85	(50 - 150)

NOTE(S):

Results and reporting limits have been adjusted for dry weight.

Data File: \\cansvr11\dd\chem\MSV\a3ux8a.i\M90408A.b\UX86708.D
Report Date: 08-Apr-2009 23:58

TestAmerica North Canton

VOLATILE REPORT SW-846 Method 8260A/8260B

Data file : \\cansvr11\dd\chem\MSV\a3ux8a.i\M90408A.b\UX86708.D
Lab Smp Id: K9C711AN Client Smp ID: SCFmw-003-0010-WS
Inj Date : 08-APR-2009 23:22
Operator : 402279 Inst ID: a3ux8a.i
Smp Info : K9C711AN,5G/5ML
Misc Info : M90408A,8260SUX8,1-8260.SUB,402279
Comment   :
Method   : \\cansvr11\dd\chem\MSV\a3ux8a.i\M90408A.b\8260SUX8.m
Meth Date : 08-Apr-2009 20:04 latat Quant Type: ISTD
Cal Date : 07-APR-2009 21:55 Cal File: UX86679.D
Als bottle: 13
Dil Factor: 1.00000
Integrator: HP RTE Compound Sublist: 1-8260.SUB
Target Version: 4.14
Processing Host: CANSVR11

Concentration Formula: Amt * DF * 1/Vo * CpndVariable

Name	Value	Description
DF	1.000	Dilution Factor
Vo	5.000	Sample Volume
Va	100.000	Injection Volume
Cpnd Variable		Local Compound Variable

Compounds	QUANT SIG MASS	RT	EXP RT	REL RT	RESPONSE	CONCENTRATIONS ON-COLUMN (ng)	FINAL (UG/KG)
* 1 Fluorobenzene	96	5.308	5.306	(1.000)	994088	250.000	
* 2 Chlorobenzene-d5	117	7.845	7.849	(1.000)	720803	250.000	
* 3 1,4-Dichlorobenzene-d4	152	10.041	10.039	(1.000)	301334	250.000	
$ 4 Dibromofluoromethane	113	4.785	4.789	(0.901)	161076	235.198	47.040
$ 5 1,2-Dichloroethane-d4	65	5.052	5.057	(0.952)	228529	245.206	49.041
$ 6 Toluene-d8	98	6.579	6.583	(1.240)	700100	238.083	47.617
$ 7 Bromofluorobenzene	95	8.928	8.926	(1.138)	235087	213.262	42.652
8 Dichlorodifluoromethane	85	Compound Not Detected.					
9 Chloromethane	50	Compound Not Detected.					
10 Vinyl Chloride	62	Compound Not Detected.					
11 Bromomethane	94	Compound Not Detected.					
12 Chloroethane	64	Compound Not Detected.					
13 Trichlorofluoromethane	101	Compound Not Detected.					
15 Acrolein	56	Compound Not Detected.					
16 Acetone	43	Compound Not Detected.					
17 1,1-Dichloroethene	96	Compound Not Detected.					
18 Freon-113	151	Compound Not Detected.					
19 Iodomethane	142	Compound Not Detected.					
20 Carbon Disulfide	76	Compound Not Detected.					
21 Methylene Chloride	84	Compound Not Detected.					

22 Acetonitrile	41	Compound Not Detected.
23 Acrylonitrile	53	Compound Not Detected.

Data File: \\cansvr11\dd\chem\MSV\a3ux8a.i\M90408A.b\UX86708.D
Report Date: 08-Apr-2009 23:58

	Compounds	QUANT SIG MASS	RT	EXP RT	REL RT	RESPONSE	CONCENTRATIONS ON-COLUMN (ng)	FINAL (UG/KG)
	24 Methyl tert-butyl ether	73	Compound Not Detected.					
	25 trans-1,2-Dichloroethene	96	Compound Not Detected.					
	26 Hexane	86	Compound Not Detected.					
	27 Vinyl acetate	43	Compound Not Detected.					
	28 1,1-Dichloroethane	63	Compound Not Detected.					
	29 tert-Butyl Alcohol	59	Compound Not Detected.					
	30 2-Butanone	43	Compound Not Detected.					
M	31 1,2-Dichloroethene (total)	96	Compound Not Detected.					
	32 cis-1,2-dichloroethene	96	Compound Not Detected.					
	33 2,2-Dichloropropane	77	Compound Not Detected.					
	34 Bromochloromethane	128	Compound Not Detected.					
	35 Chloroform	83	Compound Not Detected.					
	36 Tetrahydrofuran	42	Compound Not Detected.					
	37 1,1,1-Trichloroethane	97	Compound Not Detected.					
	38 1,1-Dichloropropene	75	Compound Not Detected.					
	39 Carbon Tetrachloride	117	Compound Not Detected.					
	40 1,2-Dichloroethane	62	Compound Not Detected.					
	41 Benzene	78	Compound Not Detected.					
	42 Trichloroethene	130	5.594	5.592	(1.054)	1593	1.94038	0.3881
	43 1,2-Dichloropropane	63	Compound Not Detected.					
	44 1,4-Dioxane	88	Compound Not Detected.					
	45 Dibromomethane	93	Compound Not Detected.					
	46 Bromodichloromethane	83	Compound Not Detected.					
	47 2-Chloroethyl vinyl ether	63	Compound Not Detected.					
	48 cis-1,3-Dichloropropene	75	Compound Not Detected.					
	49 4-Methyl-2-pentanone	43	Compound Not Detected.					
	50 Toluene	91	6.646	6.638	(0.847)	4077	1.20848	0.2417
	51 trans-1,3-Dichloropropene	75	Compound Not Detected.					
	52 Ethyl Methacrylate	69	Compound Not Detected.					
	53 1,1,2-Trichloroethane	97	Compound Not Detected.					
	54 1,3-Dichloropropane	76	Compound Not Detected.					
	55 Tetrachloroethene	164	Compound Not Detected.					
	56 2-Hexanone	43	Compound Not Detected.					
	57 Dibromochloromethane	129	Compound Not Detected.					
	58 1,2-Dibromoethane	107	Compound Not Detected.					
	59 Chlorobenzene	112	Compound Not Detected.					
	60 1,1,1,2-Tetrachloroethane	131	Compound Not Detected.					
	61 Ethylbenzene	106	Compound Not Detected.					
	62 m + p-Xylene	106	8.064	8.056	(1.028)	2222	1.43807	0.2876
M	63 Xylenes (total)	106				2222	1.43807	0.2876
	64 Xylene-o	106	Compound Not Detected.					
	65 Styrene	104	Compound Not Detected.					
	66 Bromoform	173	Compound Not Detected.					
	67 Isopropylbenzene	105	Compound Not Detected.					
	68 1,1,2,2-Tetrachloroethane	83	Compound Not Detected.					
	69 1,4-Dichloro-2-butene	53	Compound Not Detected.					
	70 1,2,3-Trichloropropane	110	Compound Not Detected.					
	71 Bromobenzene	156	Compound Not Detected.					
	72 n-Propylbenzene	120	Compound Not Detected.					
	73 2-Chlorotoluene	126	Compound Not Detected.					
	74 1,3,5-Trimethylbenzene	105	Compound Not Detected.					
	75 4-Chlorotoluene	126	Compound Not Detected.					

76	tert-Butylbenzene	119	Compound Not Detected.
77	1,2,4-Trimethylbenzene	105	Compound Not Detected.

Data File: \\cansvr11\dd\chem\MSV\a3ux8a.i\M90408A.b\UX86708.D
Report Date: 08-Apr-2009 23:58

	Compounds	QUANT SIG MASS	RT	EXP RT	REL RT	RESPONSE	CONCENTRATIONS ON-COLUMN (ng)	CONCENTRATIONS FINAL (UG/KG)
78	sec-Butylbenzene	105	Compound Not Detected.					
79	4-Isopropyltoluene	119	Compound Not Detected.					
80	1,3-Dichlorobenzene	146	Compound Not Detected.					
81	1,4-Dichlorobenzene	146	Compound Not Detected.					
82	n-Butylbenzene	91	Compound Not Detected.					
83	1,2-Dichlorobenzene	146	Compound Not Detected.					
84	1,2-Dibromo-3-chloropropane	157	Compound Not Detected.					
85	1,2,4-Trichlorobenzene	180	Compound Not Detected.					
86	Hexachlorobutadiene	225	Compound Not Detected.					
87	Naphthalene	128	Compound Not Detected.					
88	1,2,3-Trichlorobenzene	180	Compound Not Detected.					
98	Cyclohexane	56	Compound Not Detected.					
143	Methyl Acetate	43	Compound Not Detected.					
144	Methylcyclohexane	83	Compound Not Detected.					
141	1,3,5-Trichlorobenzene	180	Compound Not Detected.					
153	Vinyl Acetate-86	86	Compound Not Detected.					

Data File: \\cansvr11\dd\chem\MSV\a3ux8a.i\M90408A.b\UX86708.D
Report Date: 08-Apr-2009 23:58

TestAmerica North Canton

INTERNAL STANDARD COMPOUNDS
AREA AND RT SUMMARY

Instrument ID: a3ux8a.i
Lab File ID: UX86708.D
Lab Smp Id: K9C711AN
Analysis Type: VOA
Quant Type: ISTD
Operator: 402279
Method File: \\cansvr11\dd\chem\MSV\a3ux8a.i\M90408A.b\8260SUX8.m
Misc Info: M90408A,8260SUX8,1-8260.SUB,402279

Calibration Date: 08-APR-2009
Calibration Time: 18:24
Client Smp ID: SCFmw-003-0010-WS
Level: LOW
Sample Type: SOIL

		AREA LIMIT			
COMPOUND	STANDARD	LOWER	UPPER	SAMPLE	%DIFF
1 Fluorobenzene	1113993	556997	2227986	994088	-10.76
2 Chlorobenzene-d5	797134	398567	1594268	720803	-9.58
3 1,4-Dichlorobenze	368444	184222	736888	301334	-18.21

		RT LIMIT			
COMPOUND	STANDARD	LOWER	UPPER	SAMPLE	%DIFF
1 Fluorobenzene	5.31	4.81	5.81	5.31	0.04
2 Chlorobenzene-d5	7.85	7.35	8.35	7.85	-0.05
3 1,4-Dichlorobenze	10.04	9.54	10.54	10.04	0.02

AREA UPPER LIMIT = +100% of internal standard area.
AREA LOWER LIMIT = - 50% of internal standard area.
RT UPPER LIMIT = + 0.50 minutes of internal standard RT.
RT LOWER LIMIT = - 0.50 minutes of internal standard RT.

Data File: \\cansvr11\dd\chem\MSV\a3ux8a.i\M90408A.b\UX86708.D
Date : 08-APR-2009 23:22
Client ID: SCFmw-003-0010-WS
Instrument: a3ux8a.i
Sample Info: K9C711AN,5G/5ML
Purge Volume: 5.0
Operator: 402279
Column phase: DB624
Column diameter: 0.18

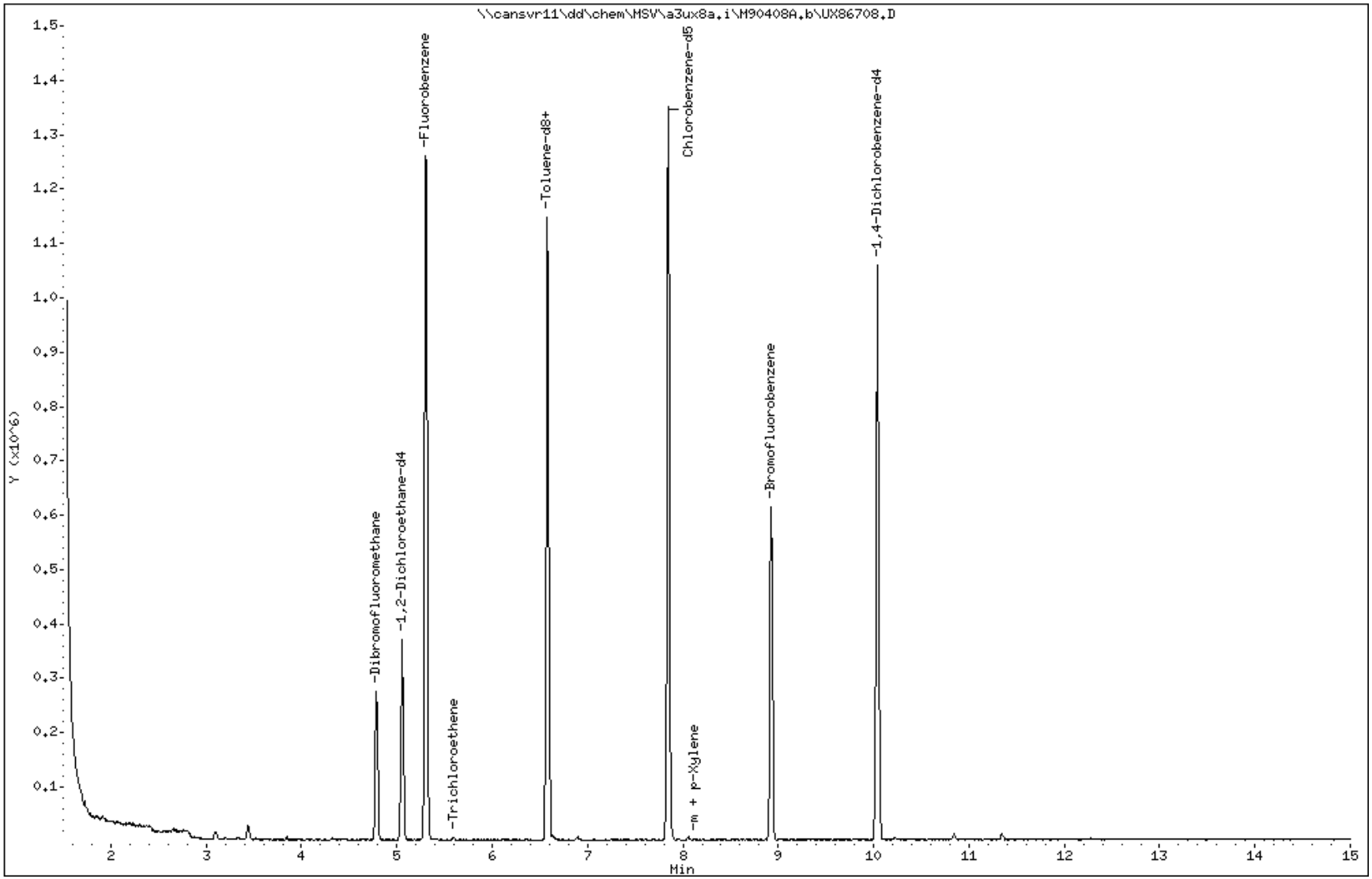

Data File: \\cansvr11\dd\chem\MSV\a3ux8a.i\M90408A.b\UX86708.D

Date : 08-APR-2009 23:22

Client ID: SCFmw-003-0010-WS | Instrument: a3ux8a.i

Sample Info: K9C711AN,5G/5ML

Purge Volume: 5.0 | Operator: 402279

Column phase: DB624 | Column diameter: 0.18

42 Trichloroethene | Concentration: 0.3881 UG/KG

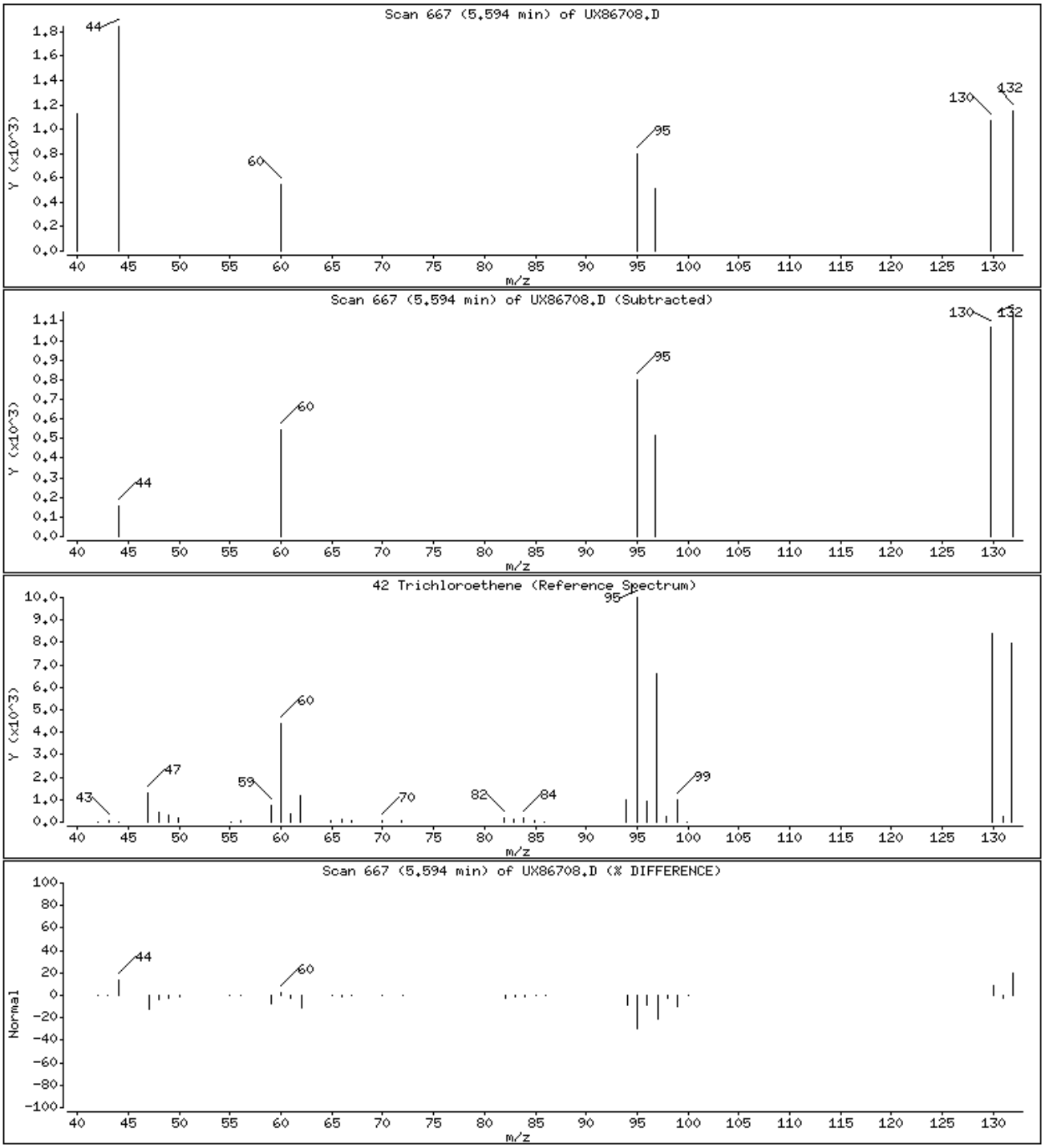

Data File: \\cansvr11\dd\chem\MSV\a3ux8a.i\M90408A.b\UX86708.D

Date : 08-APR-2009 23:22

Client ID: SCFmw-003-0010-WS Instrument: a3ux8a.i

Sample Info: K9C711AN,5G/5ML

Purge Volume: 5.0 Operator: 402279

Column phase: DB624 Column diameter: 0.18

50 Toluene Concentration: 0.2417 UG/KG

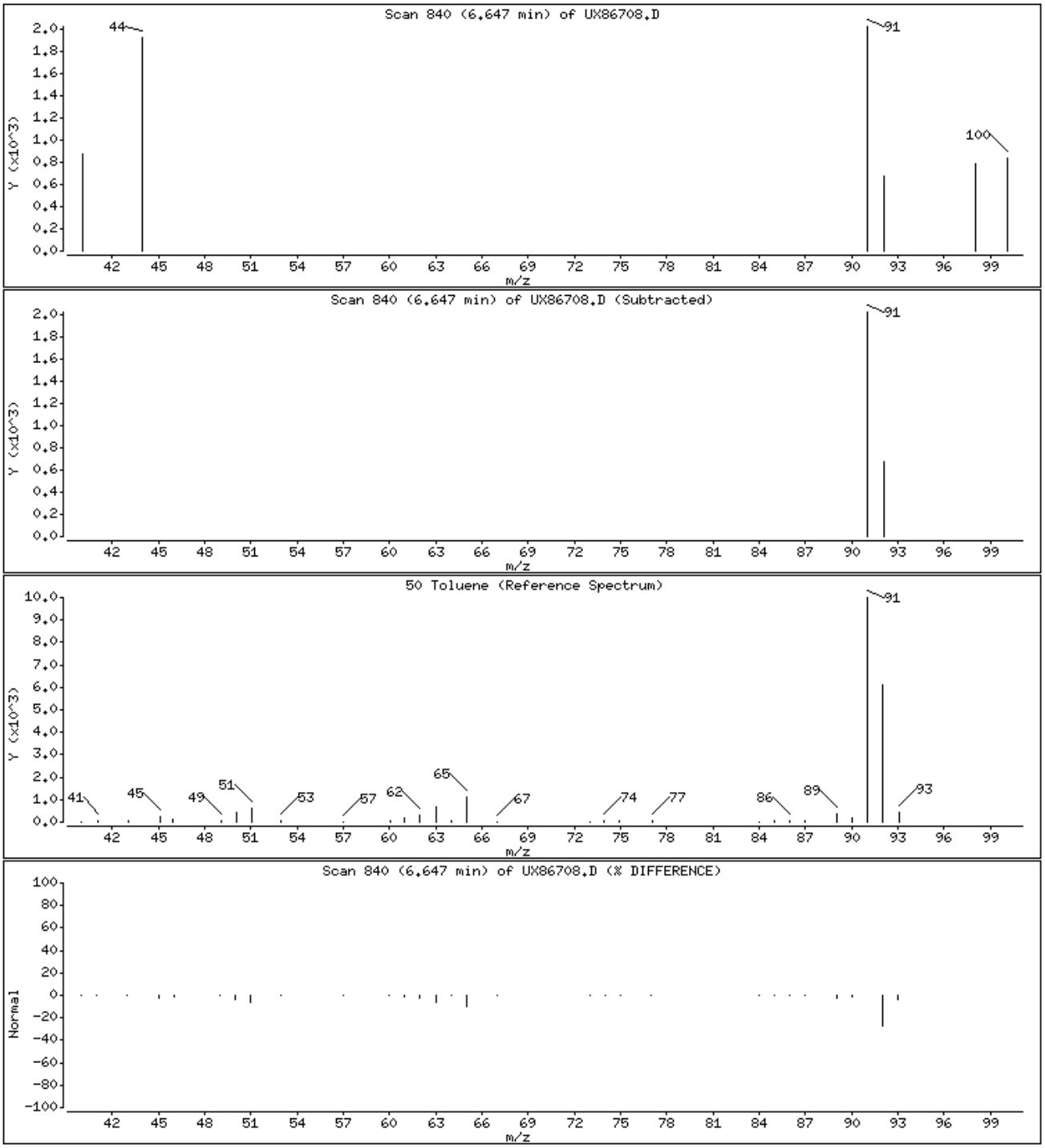

Data File: \\cansvr11\dd\chem\MSV\a3ux8a.i\M90408A.b\UX86708.D

Date : 08-APR-2009 23:22

Client ID: SCFmw-003-0010-WS | Instrument: a3ux8a.i

Sample Info: K9C711AN,5G/5ML

Purge Volume: 5.0 | Operator: 402279

Column phase: DB624 | Column diameter: 0.18

62 m + p-Xylene | Concentration: 0.2876 UG/KG

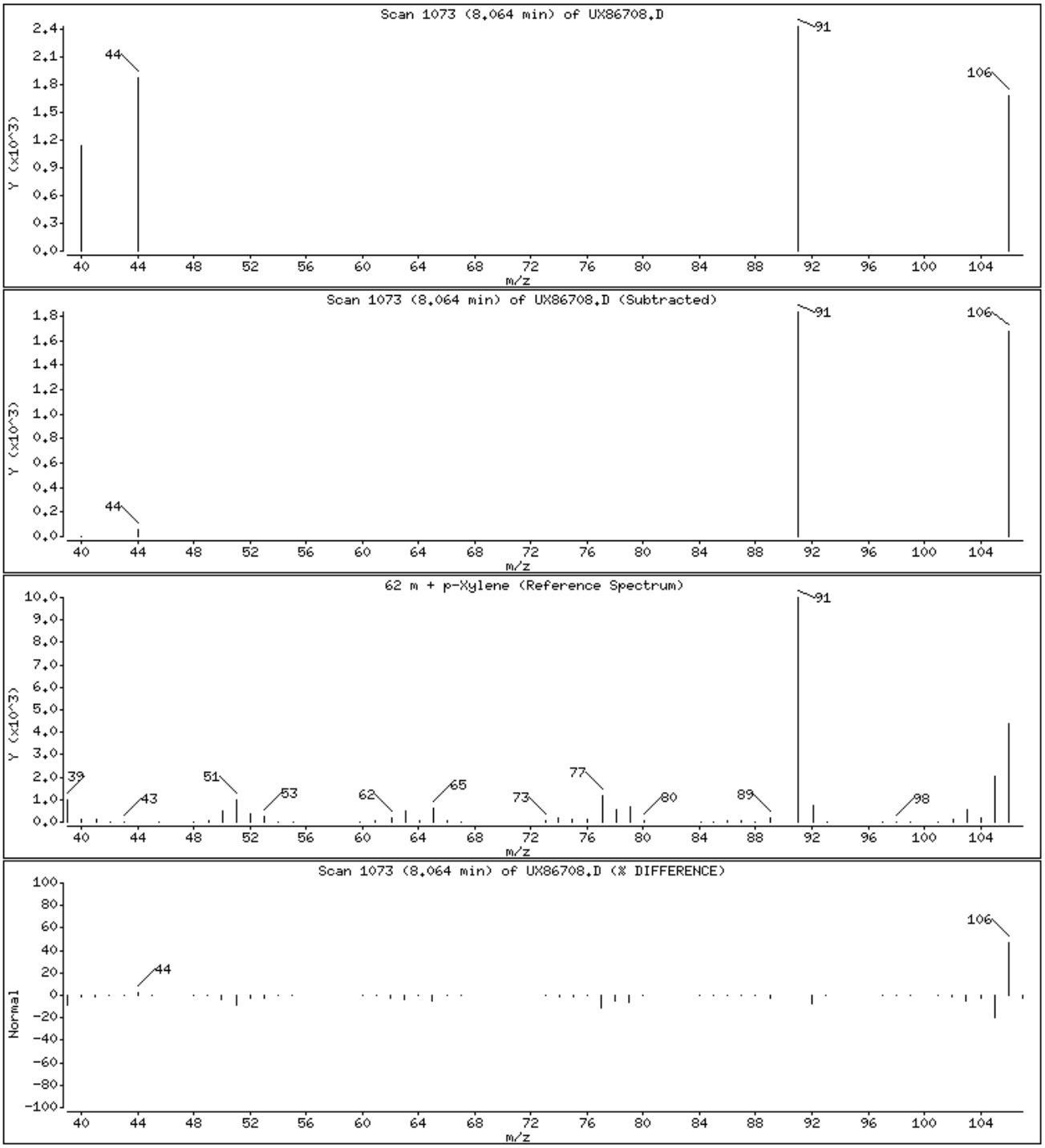

Science Applications International Corp

Client Sample ID: SCFmw-003-0010-WS

TCLP GC/MS Volatiles

Lot-Sample #...: A9C310174-008 **Work Order #...:** K9C711CD **Matrix.....:** SO
Date Sampled...: 03/27/09 18:40 **Date Received..:** 03/28/09
Leach Date.....: 04/01/09 **Prep Date.....:** 04/09/09 **Analysis Date..:** 04/09/09
Leach Batch #..: P909115 **Prep Batch #...:** 9099403
Dilution Factor: 1 **Initial Wgt/Vol:** 0.1 mL **Final Wgt/Vol..:** 5 mL
% Moisture.....: 15 **Method.....:** SW846 8260B

PARAMETER	RESULT	REPORTING LIMIT	UNITS
Benzene	ND	0.025	mg/L
2-Butanone (MEK)	ND	0.25	mg/L
Carbon tetrachloride	ND	0.025	mg/L
Chlorobenzene	ND	0.025	mg/L
Chloroform	ND	0.025	mg/L
1,2-Dichloroethane	ND	0.025	mg/L
1,1-Dichloroethylene	ND	0.070	mg/L
Tetrachloroethylene	ND	0.070	mg/L
Trichloroethylene	ND	0.050	mg/L
Vinyl chloride	ND	0.025	mg/L

SURROGATE	PERCENT RECOVERY	RECOVERY LIMITS
Dibromofluoromethane	99	(86 - 125)
1,2-Dichloroethane-d4	110	(80 - 122)
Toluene-d8	101	(90 - 122)
4-Bromofluorobenzene	94	(84 - 125)

NOTE(S):

Analysis performed in accordance with USEPA Toxicity Characteristic Leaching Procedure Method 1311

Data File: \\cansvr11\dd\chem\MSV\a3ux12.i\T90409A.b\UX125158.D
Report Date: 09-Apr-2009 21:58

TestAmerica North Canton

VOLATILE REPORT SW-846 Method 8260A/8260B

Data file : \\cansvr11\dd\chem\MSV\a3ux12.i\T90409A.b\UX125158.D
Lab Smp Id: K9C711CD Client Smp ID: SCFmw-003-0010-WS
Inj Date : 09-APR-2009 21:40
Operator : 1903 Inst ID: a3ux12.i
Smp Info : K9C711CD,0.1ML/5ML
Misc Info : T90409A,8260MIUX12,1-8260GM.SUB,1903
Comment   :
Method   : \\cansvr11\dd\chem\MSV\a3ux12.i\T90409A.b\8260MIUX12.m
Meth Date : 09-Apr-2009 17:04 laveyt Quant Type: ISTD
Cal Date : 01-APR-2009 17:16 Cal File: UX124993.D
Als bottle: 14
Dil Factor: 1.00000
Integrator: HP RTE Compound Sublist: 1-8260GM.SUB
Target Version: 4.14
Processing Host: CANSVR11

Concentration Formula: Amt * DF * 1/Vo * CpndVariable

Name	Value	Description
DF	1.000	Dilution Factor
Vo	0.10000	Sample volume
Va	100.000	Injection Volume
Cpnd Variable		Local Compound Variable

	Compounds	QUANT SIG MASS	RT	EXP RT	REL RT	RESPONSE	CONCENTRATIONS ON-COLUMN (ng)	FINAL (ug/L)
*	1 Fluorobenzene	96	5.454	5.454	(1.000)	591274	100.000	
*	2 Chlorobenzene-d5	117	8.140	8.140	(1.000)	539073	100.000	
*	3 1,4-Dichlorobenzene-d4	152	10.376	10.376	(1.000)	291994	100.000	
$	4 Dibromofluoromethane	113	4.898	4.898	(0.898)	138287	120.251	1202.5
$	5 1,2-Dichloroethane-d4	65	5.182	5.182	(0.950)	183867	132.622	1326.2
$	6 Toluene-d8	98	6.815	6.815	(0.837)	605896	122.544	1225.4
$	7 Bromofluorobenzene	95	9.240	9.240	(1.135)	240237	113.992	1139.9
	8 Dichlorodifluoromethane	85	Compound Not Detected.					
	9 Chloromethane	50	Compound Not Detected.					
	10 Vinyl Chloride	62	Compound Not Detected.					
	11 Bromomethane	94	Compound Not Detected.					
	12 Chloroethane	64	Compound Not Detected.					
	13 Trichlorofluoromethane	101	Compound Not Detected.					
	16 Acetone	43	Compound Not Detected.					
	17 1,1-Dichloroethene	61	Compound Not Detected.					
	18 Freon-113	101	Compound Not Detected.					
	20 Carbon Disulfide	76	Compound Not Detected.					
	21 Methylene Chloride	84	Compound Not Detected.					
	24 Methyl tert-butyl ether	73	Compound Not Detected.					
	25 trans-1,2-Dichloroethene	61	Compound Not Detected.					

28	1,1-Dichloroethane	63	Compound Not Detected.
30	2-Butanone	43	Compound Not Detected.

Data File: \\cansvr11\dd\chem\MSV\a3ux12.i\T90409A.b\UX125158.D
Report Date: 09-Apr-2009 21:58

			QUANT SIG MASS	RT	EXP RT	REL RT	RESPONSE	CONCENTRATIONS ON-COLUMN (ng)	CONCENTRATIONS FINAL (ug/L)
M	31	1,2-Dichloroethene (total)	61	Compound Not Detected.					
	32	cis-1,2-dichloroethene	61	Compound Not Detected.					
	35	Chloroform	83	Compound Not Detected.					
	37	1,1,1-Trichloroethane	97	Compound Not Detected.					
	39	Carbon Tetrachloride	117	Compound Not Detected.					
	40	1,2-Dichloroethane	62	Compound Not Detected.					
	41	Benzene	78	Compound Not Detected.					
	42	Trichloroethene	130	Compound Not Detected.					
	43	1,2-Dichloropropane	63	Compound Not Detected.					
	46	Bromodichloromethane	83	Compound Not Detected.					
	48	cis-1,3-Dichloropropene	75	Compound Not Detected.					
	49	4-Methyl-2-pentanone	43	Compound Not Detected.					
	50	Toluene	91	Compound Not Detected.					
	51	trans-1,3-Dichloropropene	75	Compound Not Detected.					
	53	1,1,2-Trichloroethane	97	Compound Not Detected.					
	55	Tetrachloroethene	164	Compound Not Detected.					
	56	2-Hexanone	43	Compound Not Detected.					
	57	Dibromochloromethane	129	Compound Not Detected.					
	58	1,2-Dibromoethane	107	Compound Not Detected.					
	59	Chlorobenzene	112	Compound Not Detected.					
	61	Ethylbenzene	91	Compound Not Detected.					
	62	m + p-Xylene	91	Compound Not Detected.					
M	63	Xylenes (total)	91	Compound Not Detected.					
	64	Xylene-o	91	Compound Not Detected.					
	65	Styrene	104	Compound Not Detected.					
	66	Bromoform	173	Compound Not Detected.					
	67	Isopropylbenzene	105	Compound Not Detected.					
	68	1,1,2,2-Tetrachloroethane	83	Compound Not Detected.					
	80	1,3-Dichlorobenzene	146	Compound Not Detected.					
	81	1,4-Dichlorobenzene	146	Compound Not Detected.					
	83	1,2-Dichlorobenzene	146	Compound Not Detected.					
	85	1,2,4-Trichlorobenzene	180	Compound Not Detected.					
	98	Cyclohexane	56	Compound Not Detected.					
	143	Methyl Acetate	43	Compound Not Detected.					
	144	Methylcyclohexane	83	Compound Not Detected.					
	84	1,2-Dibromo-3-chloropropane	157	Compound Not Detected.					

Data File: \\cansvr11\dd\chem\MSV\a3ux12.i\T90409A.b\UX125158.D
Report Date: 09-Apr-2009 21:58

TestAmerica North Canton

INTERNAL STANDARD COMPOUNDS
AREA AND RT SUMMARY

Instrument ID: a3ux12.i
Lab File ID: UX125158.D
Lab Smp Id: K9C711CD
Analysis Type: VOA
Quant Type: ISTD
Operator: 1903
Method File: \\cansvr11\dd\chem\MSV\a3ux12.i\T90409A.b\8260MIUX12.m
Misc Info: T90409A,8260MIUX12,1-8260GM.SUB,1903

Calibration Date: 09-APR-2009
Calibration Time: 16:48
Client Smp ID: SCFmw-003-0010-WS
Level: LOW
Sample Type: WATER

		AREA LIMIT			
COMPOUND	STANDARD	LOWER	UPPER	SAMPLE	%DIFF
1 Fluorobenzene	631882	315941	1263764	591274	-6.43
2 Chlorobenzene-d5	561051	280526	1122102	539073	-3.92
3 1,4-Dichlorobenze	314684	157342	629368	291994	-7.21

		RT LIMIT			
COMPOUND	STANDARD	LOWER	UPPER	SAMPLE	%DIFF
1 Fluorobenzene	5.45	4.95	5.95	5.45	-0.00
2 Chlorobenzene-d5	8.14	7.64	8.64	8.14	-0.00
3 1,4-Dichlorobenze	10.38	9.88	10.88	10.38	-0.00

AREA UPPER LIMIT = +100% of internal standard area.
AREA LOWER LIMIT = - 50% of internal standard area.
RT UPPER LIMIT = + 0.50 minutes of internal standard RT.
RT LOWER LIMIT = - 0.50 minutes of internal standard RT.

Data File: \\cansvr11\dd\chem\MSV\a3ux12.i\T90409A.b\UX125158.D
Date : 09-APR-2009 21:40
Client ID: SCFmw-003-0010-WS
Instrument: a3ux12.i
Sample Info: K9C711CD,0.1ML/5ML
Purge Volume: 0.1
Operator: 1903
Column phase: DB624
Column diameter: 0.18

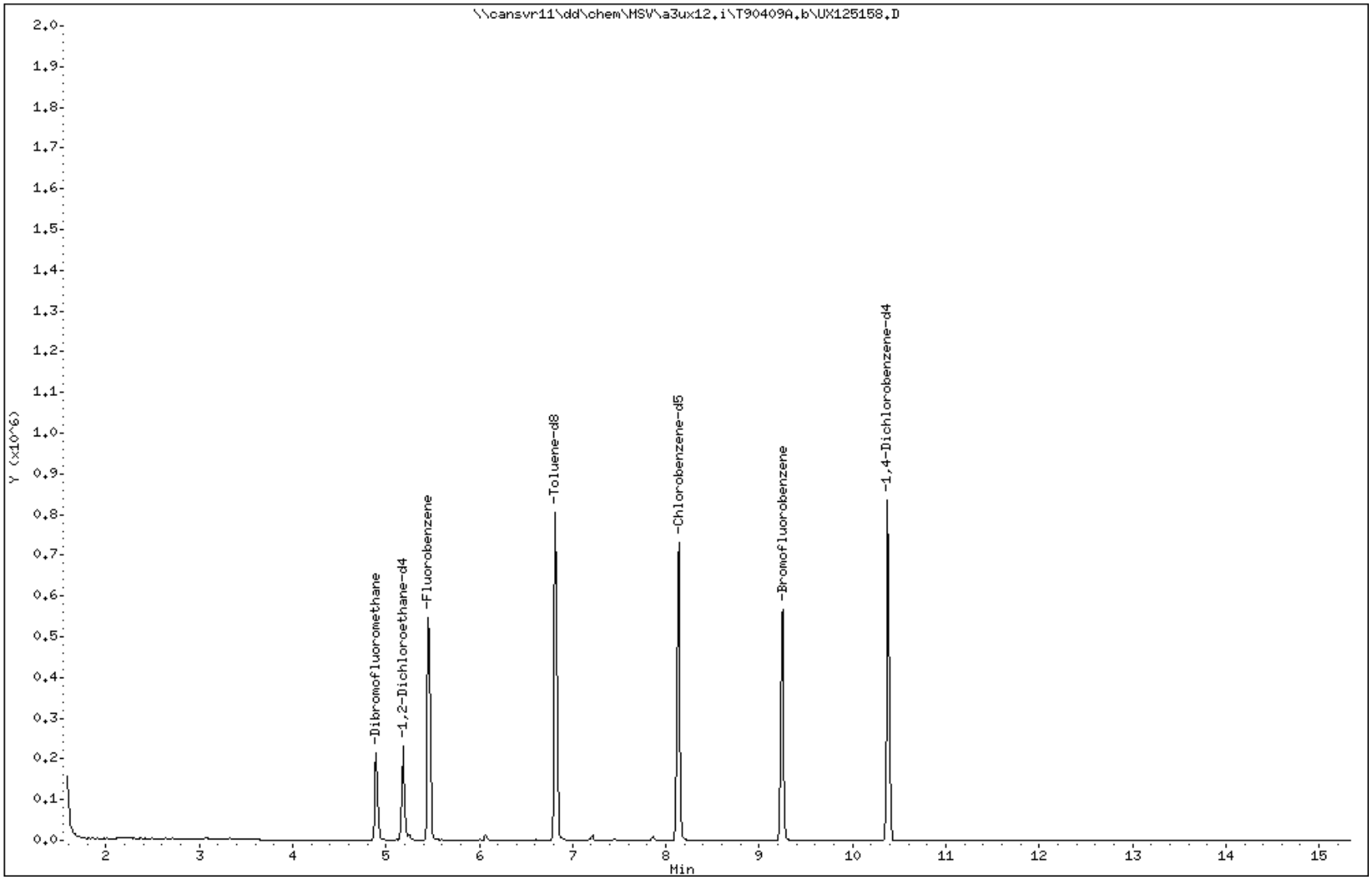

Science Applications International Corp

Client Sample ID: SCFmw-004-0011-WS

GC/MS Volatiles

Lot-Sample #...: A9C310174-009 **Work Order #...:** K9C721AN **Matrix.....:** SO
Date Sampled...: 03/27/09 17:45 **Date Received..:** 03/28/09
Prep Date.....: 04/09/09 **Analysis Date..:** 04/09/09
Prep Batch #...: 9098535
Dilution Factor: 1 **Initial Wgt/Vol:** 5 g **Final Wgt/Vol..:** 5 mL
% Moisture.....: 26 **Method.....:** SW846 8260B

PARAMETER	RESULT	REPORTING LIMIT	UNITS
Acetone	**8.5 J**	**27**	**ug/kg**
Benzene	ND	6.8	ug/kg
Bromochloromethane	ND	6.8	ug/kg
Bromodichloromethane	ND	6.8	ug/kg
Bromoform	ND	6.8	ug/kg
Bromomethane	ND	6.8	ug/kg
2-Butanone	ND	27	ug/kg
Carbon disulfide	ND	6.8	ug/kg
Carbon tetrachloride	ND	6.8	ug/kg
Chlorobenzene	ND	6.8	ug/kg
Dibromochloromethane	ND	6.8	ug/kg
Chloroethane	ND	6.8	ug/kg
Chloroform	ND	6.8	ug/kg
Chloromethane	ND	6.8	ug/kg
1,2-Dibromoethane	ND	6.8	ug/kg
1,1-Dichloroethane	ND	6.8	ug/kg
1,2-Dichloroethane	ND	6.8	ug/kg
1,1-Dichloroethene	ND	6.8	ug/kg
1,2-Dichloroethene (total)	ND	6.8	ug/kg
1,2-Dichloropropane	ND	6.8	ug/kg
cis-1,3-Dichloropropene	ND	6.8	ug/kg
trans-1,3-Dichloropropene	ND	6.8	ug/kg
Ethylbenzene	ND	6.8	ug/kg
2-Hexanone	ND	27	ug/kg
Methylene chloride	**5.7 J**	**6.8**	**ug/kg**
4-Methyl-2-pentanone	ND	27	ug/kg
Styrene	ND	6.8	ug/kg
1,1,2,2-Tetrachloroethane	ND	6.8	ug/kg
Tetrachloroethene	ND	6.8	ug/kg
Toluene	ND	6.8	ug/kg
1,1,1-Trichloroethane	ND	6.8	ug/kg
1,1,2-Trichloroethane	ND	6.8	ug/kg
Trichloroethene	ND	6.8	ug/kg
Vinyl chloride	ND	6.8	ug/kg
Xylenes (total)	ND	14	ug/kg

(Continued on next page)

Science Applications International Corp

Client Sample ID: SCFmw-004-0011-WS

GC/MS Volatiles

Lot-Sample #...: A9C310174-009 **Work Order #...:** K9C721AN **Matrix.....:** SO

SURROGATE	PERCENT RECOVERY	RECOVERY LIMITS
Dibromofluoromethane	94	(50 - 150)
1,2-Dichloroethane-d4	103	(50 - 150)
Toluene-d8	95	(50 - 150)
4-Bromofluorobenzene	85	(50 - 150)

NOTE(S):

Results and reporting limits have been adjusted for dry weight.

J Estimated result. Result is less than RL.

Data File: \\cansvr11\dd\chem\MSV\a3ux8a.i\M90408A.b\UX86715.D
Report Date: 09-Apr-2009 15:01

TestAmerica North Canton

VOLATILE REPORT SW-846 Method 8260A/8260B

Data file : \\cansvr11\dd\chem\MSV\a3ux8a.i\M90408A.b\UX86715.D
Lab Smp Id: K9C721AN Client Smp ID: SCFmw-004-0011-WS
Inj Date : 09-APR-2009 01:57
Operator : 402279 Inst ID: a3ux8a.i
Smp Info : K9C721AN,5G/5ML
Misc Info : M90408A,8260SUX8,1-8260.SUB,402279
Comment   :
Method   : \\cansvr11\dd\chem\MSV\a3ux8a.i\M90408A.b\8260SUX8.m
Meth Date : 08-Apr-2009 20:04 latat Quant Type: ISTD
Cal Date : 07-APR-2009 21:55 Cal File: UX86679.D
Als bottle: 20
Dil Factor: 1.00000
Integrator: HP RTE Compound Sublist: 1-8260.SUB
Target Version: 4.14
Processing Host: CANSVR11

Concentration Formula: Amt * DF * 1/Vo * CpndVariable

Name	Value	Description
DF	1.000	Dilution Factor
Vo	5.000	Sample Volume
Va	100.000	Injection Volume
Cpnd Variable		Local Compound Variable

Compounds	QUANT SIG MASS	RT	EXP RT	REL RT	RESPONSE	CONCENTRATIONS ON-COLUMN (ng)	FINAL (UG/KG)
* 1 Fluorobenzene	96	5.305	5.306	(1.000)	879435	250.000	
* 2 Chlorobenzene-d5	117	7.848	7.849	(1.000)	622817	250.000	
* 3 1,4-Dichlorobenzene-d4	152	10.038	10.039	(1.000)	255766	250.000	
$ 4 Dibromofluoromethane	113	4.782	4.789	(0.901)	142057	234.470	46.894
$ 5 1,2-Dichloroethane-d4	65	5.055	5.057	(0.953)	212391	257.601	51.520
$ 6 Toluene-d8	98	6.582	6.583	(1.241)	618732	237.844	47.569
$ 7 Bromofluorobenzene	95	8.924	8.926	(1.137)	201365	211.410	42.282
8 Dichlorodifluoromethane	85	Compound Not Detected.					
9 Chloromethane	50	Compound Not Detected.					
10 Vinyl Chloride	62	Compound Not Detected.					
11 Bromomethane	94	Compound Not Detected.					
12 Chloroethane	64	Compound Not Detected.					
13 Trichlorofluoromethane	101	Compound Not Detected.					
15 Acrolein	56	Compound Not Detected.					
16 Acetone	43	3.096	3.104	(0.584)	33908	31.2939	6.259
17 1,1-Dichloroethene	96	Compound Not Detected.					
18 Freon-113	151	Compound Not Detected.					
19 Iodomethane	142	Compound Not Detected.					
20 Carbon Disulfide	76	Compound Not Detected.					
21 Methylene Chloride	84	3.437	3.444	(0.648)	27137	21.1563	4.231

22	Acetonitrile	41	Compound Not Detected.
23	Acrylonitrile	53	Compound Not Detected.

Data File: \\cansvr11\dd\chem\MSV\a3ux8a.i\M90408A.b\UX86715.D
Report Date: 09-Apr-2009 15:01

	Compounds	QUANT SIG MASS	RT	EXP RT	REL RT	RESPONSE	CONCENTRATIONS ON-COLUMN (ng)	FINAL (UG/KG)
	24 Methyl tert-butyl ether	73	Compound Not Detected.					
	25 trans-1,2-Dichloroethene	96	Compound Not Detected.					
	26 Hexane	86	Compound Not Detected.					
	27 Vinyl acetate	43	Compound Not Detected.					
	28 1,1-Dichloroethane	63	Compound Not Detected.					
	29 tert-Butyl Alcohol	59	Compound Not Detected.					
	30 2-Butanone	43	Compound Not Detected.					
M	31 1,2-Dichloroethene (total)	96	Compound Not Detected.					
	32 cis-1,2-dichloroethene	96	Compound Not Detected.					
	33 2,2-Dichloropropane	77	Compound Not Detected.					
	34 Bromochloromethane	128	Compound Not Detected.					
	35 Chloroform	83	Compound Not Detected.					
	36 Tetrahydrofuran	42	Compound Not Detected.					
	37 1,1,1-Trichloroethane	97	Compound Not Detected.					
	38 1,1-Dichloropropene	75	Compound Not Detected.					
	39 Carbon Tetrachloride	117	Compound Not Detected.					
	40 1,2-Dichloroethane	62	Compound Not Detected.					
	41 Benzene	78	Compound Not Detected.					
	42 Trichloroethene	130	Compound Not Detected.					
	43 1,2-Dichloropropane	63	Compound Not Detected.					
	44 1,4-Dioxane	88	Compound Not Detected.					
	45 Dibromomethane	93	Compound Not Detected.					
	46 Bromodichloromethane	83	Compound Not Detected.					
	47 2-Chloroethyl vinyl ether	63	Compound Not Detected.					
	48 cis-1,3-Dichloropropene	75	Compound Not Detected.					
	49 4-Methyl-2-pentanone	43	Compound Not Detected.					
	50 Toluene	91	6.637	6.638	(0.846)	3801	1.30393	0.2608
	51 trans-1,3-Dichloropropene	75	Compound Not Detected.					
	52 Ethyl Methacrylate	69	Compound Not Detected.					
	53 1,1,2-Trichloroethane	97	Compound Not Detected.					
	54 1,3-Dichloropropane	76	Compound Not Detected.					
	55 Tetrachloroethene	164	Compound Not Detected.					
	56 2-Hexanone	43	Compound Not Detected.					
	57 Dibromochloromethane	129	Compound Not Detected.					
	58 1,2-Dibromoethane	107	Compound Not Detected.					
	59 Chlorobenzene	112	Compound Not Detected.					
	60 1,1,1,2-Tetrachloroethane	131	Compound Not Detected.					
	61 Ethylbenzene	106	Compound Not Detected.					
	62 m + p-Xylene	106	Compound Not Detected.					
M	63 Xylenes (total)	106	Compound Not Detected.					
	64 Xylene-o	106	Compound Not Detected.					
	65 Styrene	104	Compound Not Detected.					
	66 Bromoform	173	Compound Not Detected.					
	67 Isopropylbenzene	105	Compound Not Detected.					
	68 1,1,2,2-Tetrachloroethane	83	Compound Not Detected.					
	69 1,4-Dichloro-2-butene	53	Compound Not Detected.					
	70 1,2,3-Trichloropropane	110	Compound Not Detected.					
	71 Bromobenzene	156	Compound Not Detected.					
	72 n-Propylbenzene	120	Compound Not Detected.					
	73 2-Chlorotoluene	126	Compound Not Detected.					
	74 1,3,5-Trimethylbenzene	105	Compound Not Detected.					
	75 4-Chlorotoluene	126	Compound Not Detected.					

76	tert-Butylbenzene	119	Compound Not Detected.
77	1,2,4-Trimethylbenzene	105	Compound Not Detected.

Data File: \\cansvr11\dd\chem\MSV\a3ux8a.i\M90408A.b\UX86715.D
Report Date: 09-Apr-2009 15:01

	Compounds	QUANT SIG MASS	RT	EXP RT	REL RT	RESPONSE	CONCENTRATIONS ON-COLUMN (ng)	CONCENTRATIONS FINAL (UG/KG)
78	sec-Butylbenzene	105	Compound Not Detected.					
79	4-Isopropyltoluene	119	Compound Not Detected.					
80	1,3-Dichlorobenzene	146	Compound Not Detected.					
81	1,4-Dichlorobenzene	146	Compound Not Detected.					
82	n-Butylbenzene	91	Compound Not Detected.					
83	1,2-Dichlorobenzene	146	Compound Not Detected.					
84	1,2-Dibromo-3-chloropropane	157	Compound Not Detected.					
85	1,2,4-Trichlorobenzene	180	Compound Not Detected.					
86	Hexachlorobutadiene	225	Compound Not Detected.					
87	Naphthalene	128	Compound Not Detected.					
88	1,2,3-Trichlorobenzene	180	Compound Not Detected.					
98	Cyclohexane	56	Compound Not Detected.					
143	Methyl Acetate	43	Compound Not Detected.					
144	Methylcyclohexane	83	Compound Not Detected.					
141	1,3,5-Trichlorobenzene	180	Compound Not Detected.					
153	Vinyl Acetate-86	86	Compound Not Detected.					

Data File: \\cansvr11\dd\chem\MSV\a3ux8a.i\M90408A.b\UX86715.D
Report Date: 09-Apr-2009 15:01

TestAmerica North Canton

INTERNAL STANDARD COMPOUNDS
AREA AND RT SUMMARY

Instrument ID: a3ux8a.i
Lab File ID: UX86715.D
Lab Smp Id: K9C721AN
Analysis Type: VOA
Quant Type: ISTD
Operator: 402279
Method File: \\cansvr11\dd\chem\MSV\a3ux8a.i\M90408A.b\8260SUX8.m
Misc Info: M90408A,8260SUX8,1-8260.SUB,402279

Calibration Date: 08-APR-2009
Calibration Time: 18:24
Client Smp ID: SCFmw-004-0011-WS
Level: LOW
Sample Type: SOIL

		AREA LIMIT			
COMPOUND	STANDARD	LOWER	UPPER	SAMPLE	%DIFF
1 Fluorobenzene	1113993	556997	2227986	879435	-21.06
2 Chlorobenzene-d5	797134	398567	1594268	622817	-21.87
3 1,4-Dichlorobenze	368444	184222	736888	255766	-30.58

		RT LIMIT			
COMPOUND	STANDARD	LOWER	UPPER	SAMPLE	%DIFF
1 Fluorobenzene	5.31	4.81	5.81	5.31	-0.02
2 Chlorobenzene-d5	7.85	7.35	8.35	7.85	-0.02
3 1,4-Dichlorobenze	10.04	9.54	10.54	10.04	-0.01

AREA UPPER LIMIT = +100% of internal standard area.
AREA LOWER LIMIT = - 50% of internal standard area.
RT UPPER LIMIT = + 0.50 minutes of internal standard RT.
RT LOWER LIMIT = - 0.50 minutes of internal standard RT.

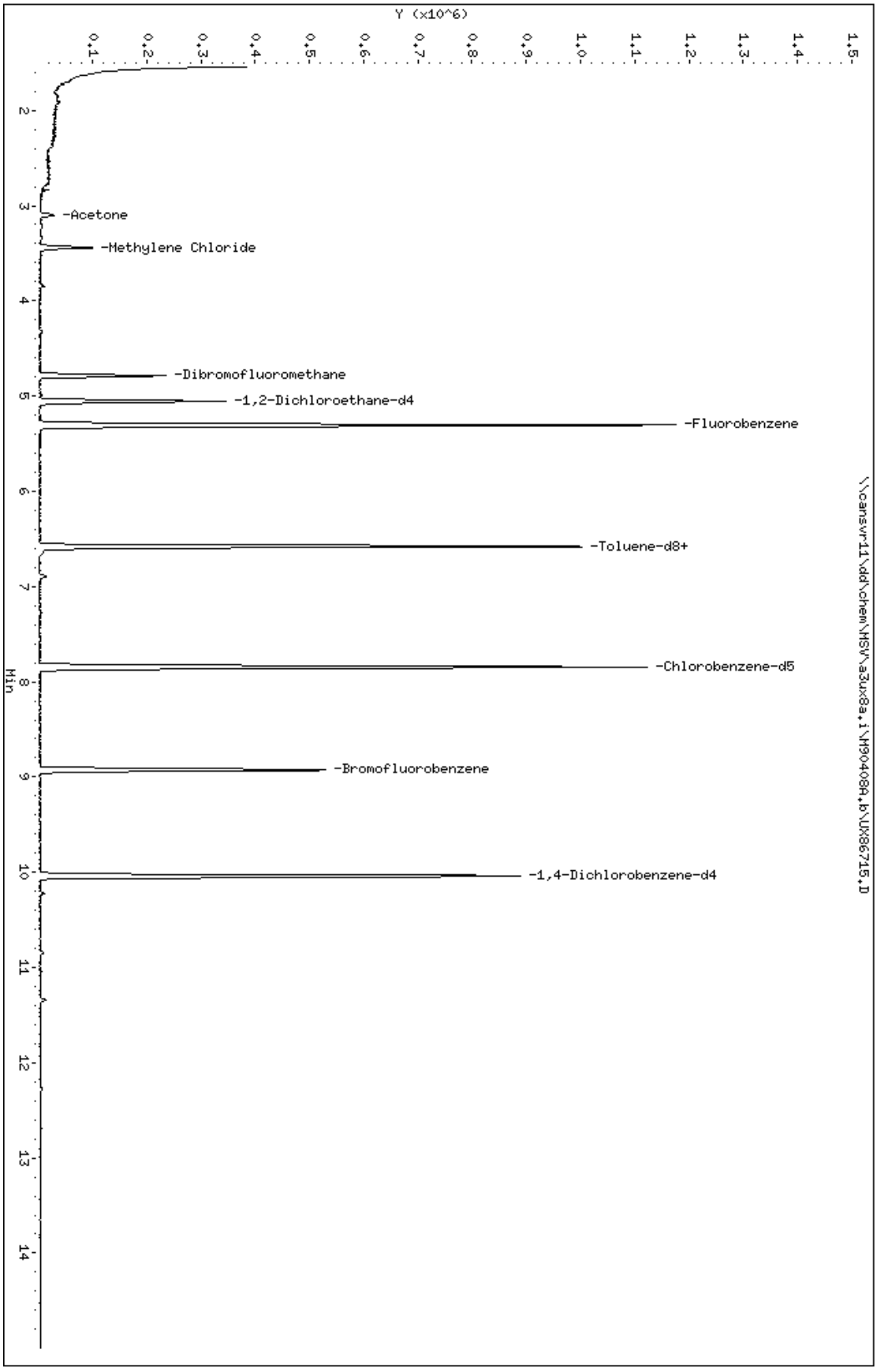
Data File: \\cansvr11\dd\chem\MSV\a3ux8a.i\M90408A.b\UX86715.D
Date : 09-APR-2009 01:57
Client ID: SCFmw-004-0011-WS
Sample Info: K9C721AN,5G/5ML
Purge Volume: 5.0
Column phase: DB624
Instrument: a3ux8a.i
Operator: 402279
Column diameter: 0.18
\\cansvr11\dd\chem\MSV\a3ux8a.i\M90408A.b\UX86715.D
Y (x10^6)
0.1
0.2
0.3
0.4
0.5
0.6
0.7
0.8
0.9
1.0
1.1
1.2
1.3
1.4
1.5
2
3
4
5
6
7
8
9
10
11
12
13
14
Min
-Acetone
-Methylene Chloride
-Dibromofluoromethane
-1,2-Dichloroethane-d4
-Fluorobenzene
-Toluene-d8+
-Chlorobenzene-d5
-Bromofluorobenzene
-1,4-Dichlorobenzene-d4

Data File: \\cansvr11\dd\chem\MSV\a3ux8a.i\M90408A.b\UX86715.D

Date : 09-APR-2009 01:57

Client ID: SCFmw-004-0011-WS | Instrument: a3ux8a.i

Sample Info: K9C721AN,5G/5ML

Purge Volume: 5.0 | Operator: 402279

Column phase: DB624 | Column diameter: 0.18

16 Acetone | Concentration: 6.259 UG/KG

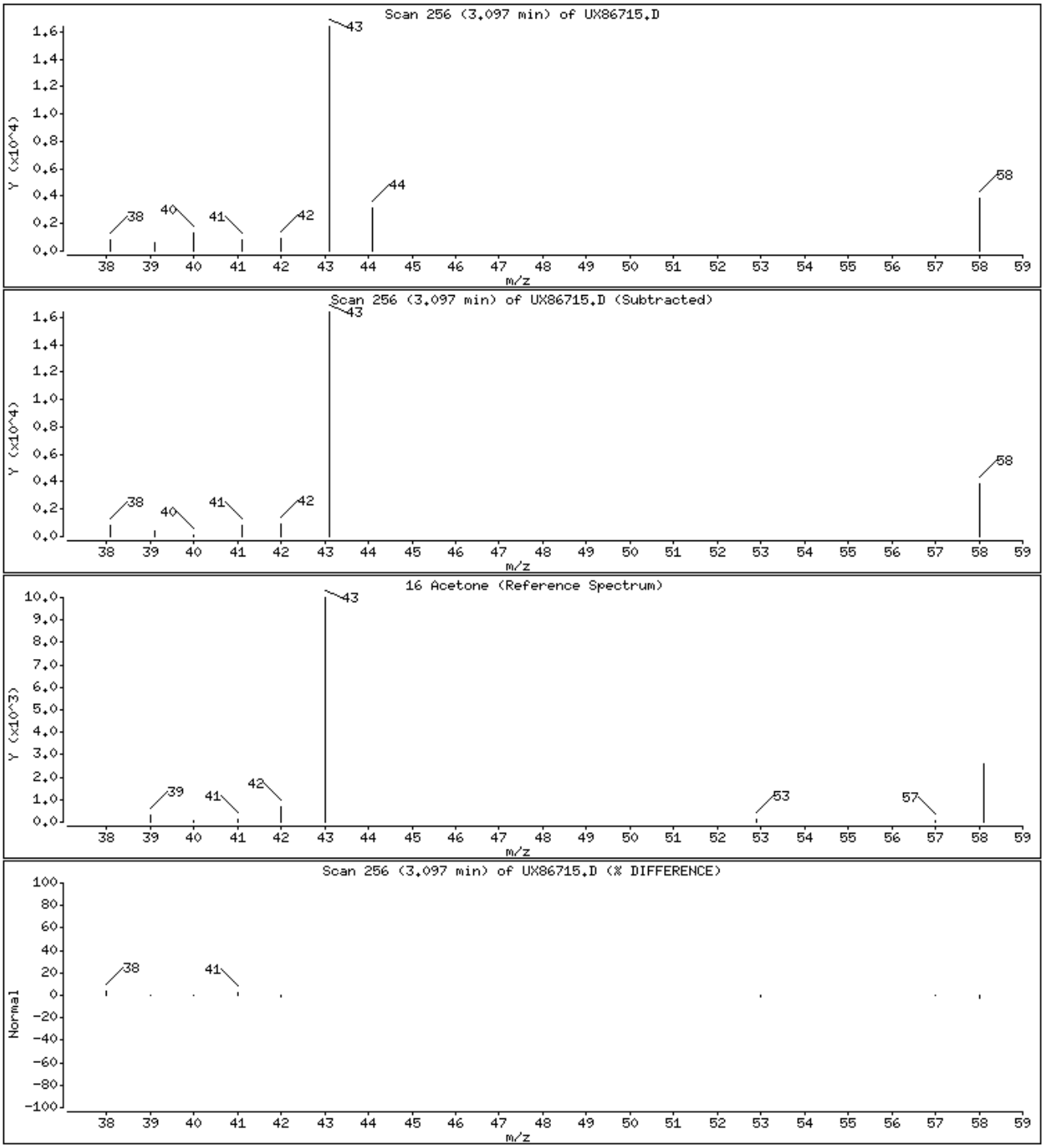

Data File: \\cansvr11\dd\chem\MSV\a3ux8a.i\M90408A.b\UX86715.D

Date : 09-APR-2009 01:57

Client ID: SCFmw-004-0011-WS | Instrument: a3ux8a.i

Sample Info: K9C721AN,5G/5ML

Purge Volume: 5.0 | Operator: 402279

Column phase: DB624 | Column diameter: 0.18

21 Methylene Chloride | Concentration: 4.231 UG/KG

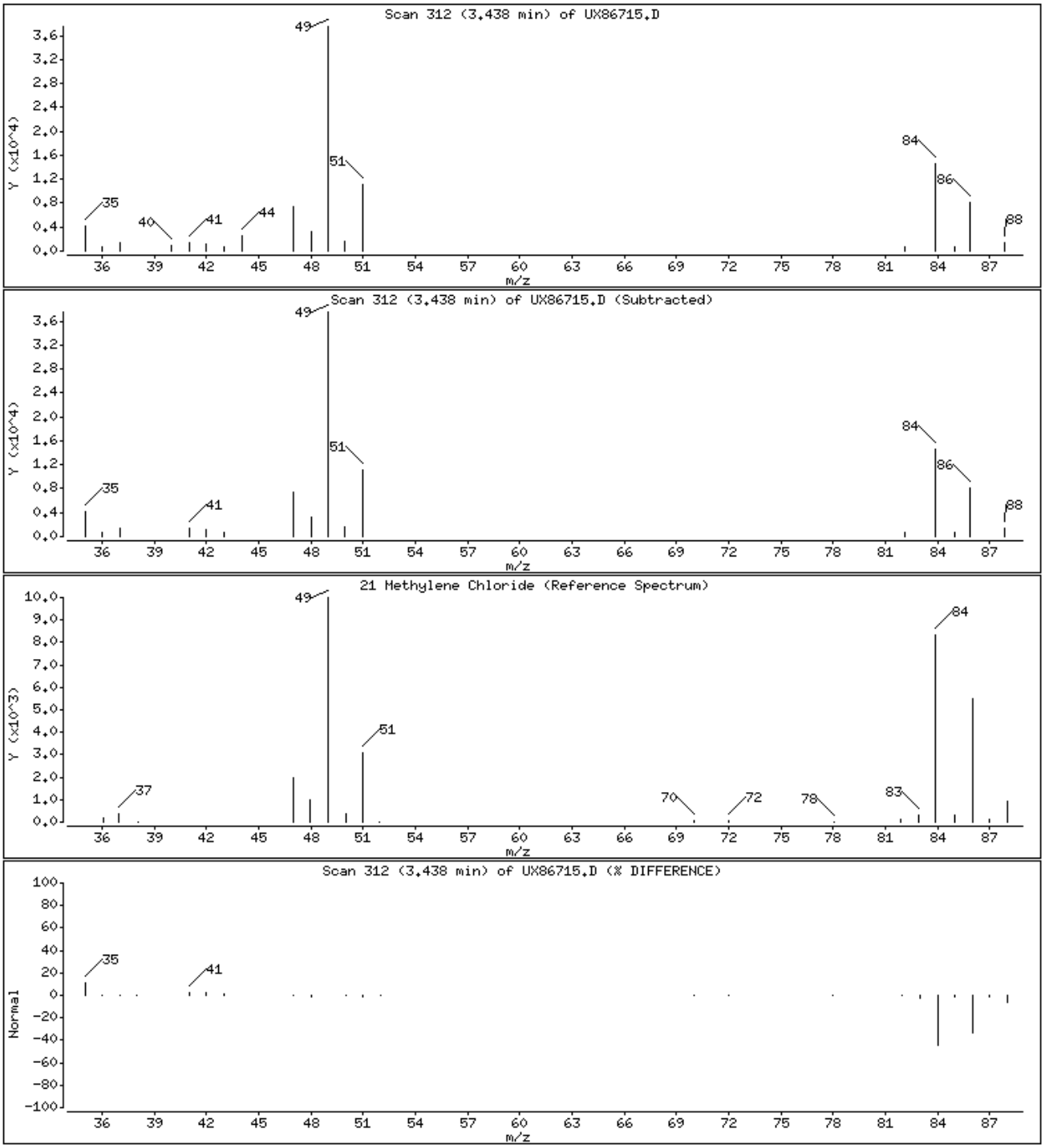

Data File: \\cansvr11\dd\chem\MSV\a3ux8a.i\M90408A.b\UX86715.D

Date : 09-APR-2009 01:57

Client ID: SCFmw-004-0011-WS Instrument: a3ux8a.i

Sample Info: K9C721AN,5G/5ML

Purge Volume: 5.0 Operator: 402279

Column phase: DB624 Column diameter: 0.18

50 Toluene Concentration: 0.2608 UG/KG

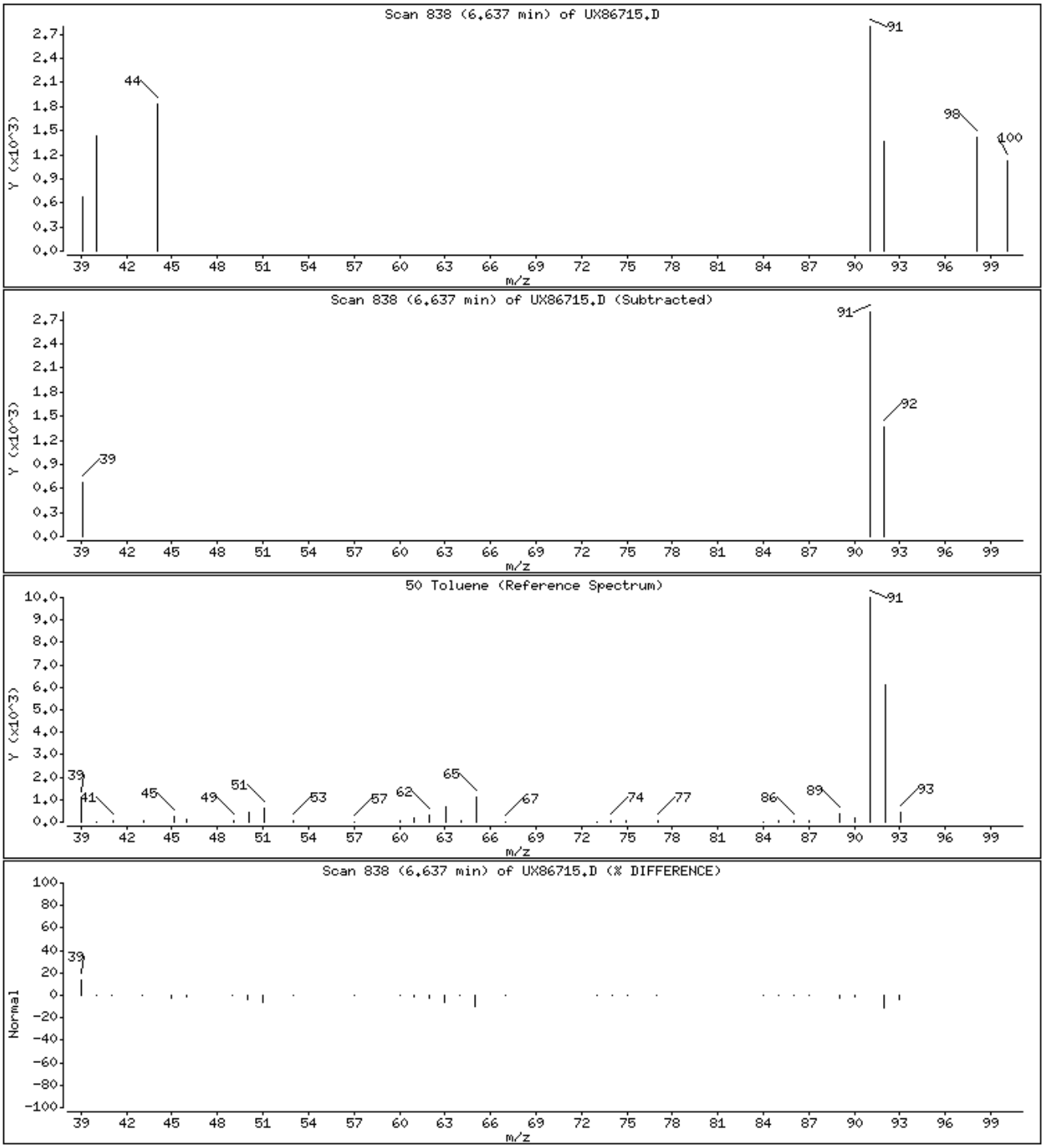

Science Applications International Corp

Client Sample ID: SCFmw-004-0011-WS

TCLP GC/MS Volatiles

Lot-Sample #...: A9C310174-009 **Work Order #...:** K9C721CD **Matrix.....:** SO
Date Sampled...: 03/27/09 17:45 **Date Received..:** 03/28/09
Leach Date.....: 04/01/09 **Prep Date.....:** 04/09/09 **Analysis Date..:** 04/09/09
Leach Batch #..: P909115 **Prep Batch #...:** 9099403
Dilution Factor: 1 **Initial Wgt/Vol:** 0.1 mL **Final Wgt/Vol..:** 5 mL
% Moisture.....: 26 **Method.....:** SW846 8260B

PARAMETER	RESULT	REPORTING LIMIT	UNITS
Benzene	ND	0.025	mg/L
2-Butanone (MEK)	ND	0.25	mg/L
Carbon tetrachloride	ND	0.025	mg/L
Chlorobenzene	ND	0.025	mg/L
Chloroform	ND	0.025	mg/L
1,2-Dichloroethane	ND	0.025	mg/L
1,1-Dichloroethylene	ND	0.070	mg/L
Tetrachloroethylene	ND	0.070	mg/L
Trichloroethylene	ND	0.050	mg/L
Vinyl chloride	ND	0.025	mg/L

SURROGATE	PERCENT RECOVERY	RECOVERY LIMITS
Dibromofluoromethane	99	(86 - 125)
1,2-Dichloroethane-d4	104	(80 - 122)
Toluene-d8	101	(90 - 122)
4-Bromofluorobenzene	92	(84 - 125)

NOTE(S):

Analysis performed in accordance with USEPA Toxicity Characteristic Leaching Procedure Method 1311

Data File: \\cansvr11\dd\chem\MSV\a3ux12.i\T90409A.b\UX125159.D
Report Date: 09-Apr-2009 22:27

TestAmerica North Canton

VOLATILE REPORT SW-846 Method 8260A/8260B

Data file : \\cansvr11\dd\chem\MSV\a3ux12.i\T90409A.b\UX125159.D
Lab Smp Id: K9C721CD Client Smp ID: SCFmw-004-0011-WS
Inj Date : 09-APR-2009 22:05
Operator : 1903 Inst ID: a3ux12.i
Smp Info : K9C721CD,0.1ML/5ML
Misc Info : T90409A,8260MIUX12,1-8260GM.SUB,1903
Comment   :
Method   : \\cansvr11\dd\chem\MSV\a3ux12.i\T90409A.b\8260MIUX12.m
Meth Date : 09-Apr-2009 17:04 laveyt Quant Type: ISTD
Cal Date : 01-APR-2009 17:16 Cal File: UX124993.D
Als bottle: 15
Dil Factor: 1.00000
Integrator: HP RTE Compound Sublist: 1-8260GM.SUB
Target Version: 4.14
Processing Host: CANSVR11

Concentration Formula: Amt * DF * 1/Vo * CpndVariable

Name	Value	Description
DF	1.000	Dilution Factor
Vo	0.10000	Sample volume
Va	100.000	Injection Volume
Cpnd Variable		Local Compound Variable

Compounds	QUANT SIG MASS	RT	EXP RT	REL RT	RESPONSE	CONCENTRATIONS ON-COLUMN (ng)	FINAL (ug/L)
* 1 Fluorobenzene	96	5.454	5.454	(1.000)	604250	100.000	
* 2 Chlorobenzene-d5	117	8.140	8.140	(1.000)	549165	100.000	
* 3 1,4-Dichlorobenzene-d4	152	10.376	10.376	(1.000)	283437	100.000	
$ 4 Dibromofluoromethane	113	4.898	4.898	(0.898)	140373	119.443	1194.4
$ 5 1,2-Dichloroethane-d4	65	5.182	5.182	(0.950)	178289	125.837	1258.4
$ 6 Toluene-d8	98	6.815	6.815	(0.837)	614483	121.997	1220.0
$ 7 Bromofluorobenzene	95	9.240	9.240	(1.135)	237776	110.751	1107.5
8 Dichlorodifluoromethane	85	Compound Not Detected.					
9 Chloromethane	50	Compound Not Detected.					
10 Vinyl Chloride	62	Compound Not Detected.					
11 Bromomethane	94	Compound Not Detected.					
12 Chloroethane	64	Compound Not Detected.					
13 Trichlorofluoromethane	101	Compound Not Detected.					
16 Acetone	43	Compound Not Detected.					
17 1,1-Dichloroethene	61	Compound Not Detected.					
18 Freon-113	101	Compound Not Detected.					
20 Carbon Disulfide	76	Compound Not Detected.					
21 Methylene Chloride	84	Compound Not Detected.					
24 Methyl tert-butyl ether	73	Compound Not Detected.					
25 trans-1,2-Dichloroethene	61	Compound Not Detected.					

28	1,1-Dichloroethane	63	Compound Not Detected.
30	2-Butanone	43	Compound Not Detected.

Data File: \\cansvr11\dd\chem\MSV\a3ux12.i\T90409A.b\UX125159.D
Report Date: 09-Apr-2009 22:27

			QUANT SIG MASS	RT	EXP RT	REL RT	RESPONSE	CONCENTRATIONS ON-COLUMN (ng)	CONCENTRATIONS FINAL (ug/L)
M	31	1,2-Dichloroethene (total)	61	Compound Not Detected.					
	32	cis-1,2-dichloroethene	61	Compound Not Detected.					
	35	Chloroform	83	Compound Not Detected.					
	37	1,1,1-Trichloroethane	97	Compound Not Detected.					
	39	Carbon Tetrachloride	117	Compound Not Detected.					
	40	1,2-Dichloroethane	62	Compound Not Detected.					
	41	Benzene	78	Compound Not Detected.					
	42	Trichloroethene	130	Compound Not Detected.					
	43	1,2-Dichloropropane	63	Compound Not Detected.					
	46	Bromodichloromethane	83	Compound Not Detected.					
	48	cis-1,3-Dichloropropene	75	Compound Not Detected.					
	49	4-Methyl-2-pentanone	43	Compound Not Detected.					
	50	Toluene	91	Compound Not Detected.					
	51	trans-1,3-Dichloropropene	75	Compound Not Detected.					
	53	1,1,2-Trichloroethane	97	Compound Not Detected.					
	55	Tetrachloroethene	164	Compound Not Detected.					
	56	2-Hexanone	43	Compound Not Detected.					
	57	Dibromochloromethane	129	Compound Not Detected.					
	58	1,2-Dibromoethane	107	Compound Not Detected.					
	59	Chlorobenzene	112	Compound Not Detected.					
	61	Ethylbenzene	91	Compound Not Detected.					
	62	m + p-Xylene	91	Compound Not Detected.					
M	63	Xylenes (total)	91	Compound Not Detected.					
	64	Xylene-o	91	Compound Not Detected.					
	65	Styrene	104	Compound Not Detected.					
	66	Bromoform	173	Compound Not Detected.					
	67	Isopropylbenzene	105	Compound Not Detected.					
	68	1,1,2,2-Tetrachloroethane	83	Compound Not Detected.					
	80	1,3-Dichlorobenzene	146	Compound Not Detected.					
	81	1,4-Dichlorobenzene	146	Compound Not Detected.					
	83	1,2-Dichlorobenzene	146	Compound Not Detected.					
	85	1,2,4-Trichlorobenzene	180	Compound Not Detected.					
	98	Cyclohexane	56	Compound Not Detected.					
	143	Methyl Acetate	43	Compound Not Detected.					
	144	Methylcyclohexane	83	Compound Not Detected.					
	84	1,2-Dibromo-3-chloropropane	157	Compound Not Detected.					

Data File: \\cansvr11\dd\chem\MSV\a3ux12.i\T90409A.b\UX125159.D
Report Date: 09-Apr-2009 22:27

TestAmerica North Canton

INTERNAL STANDARD COMPOUNDS
AREA AND RT SUMMARY

Instrument ID: a3ux12.i
Lab File ID: UX125159.D
Lab Smp Id: K9C721CD
Analysis Type: VOA
Quant Type: ISTD
Operator: 1903
Method File: \\cansvr11\dd\chem\MSV\a3ux12.i\T90409A.b\8260MIUX12.m
Misc Info: T90409A,8260MIUX12,1-8260GM.SUB,1903

Calibration Date: 09-APR-2009
Calibration Time: 16:48
Client Smp ID: SCFmw-004-0011-WS
Level: LOW
Sample Type: WATER

		AREA LIMIT			
COMPOUND	STANDARD	LOWER	UPPER	SAMPLE	%DIFF
1 Fluorobenzene	631882	315941	1263764	604250	-4.37
2 Chlorobenzene-d5	561051	280526	1122102	549165	-2.12
3 1,4-Dichlorobenze	314684	157342	629368	283437	-9.93

		RT LIMIT			
COMPOUND	STANDARD	LOWER	UPPER	SAMPLE	%DIFF
1 Fluorobenzene	5.45	4.95	5.95	5.45	0.00
2 Chlorobenzene-d5	8.14	7.64	8.64	8.14	0.00
3 1,4-Dichlorobenze	10.38	9.88	10.88	10.38	0.00

AREA UPPER LIMIT = +100% of internal standard area.
AREA LOWER LIMIT = - 50% of internal standard area.
RT UPPER LIMIT = + 0.50 minutes of internal standard RT.
RT LOWER LIMIT = - 0.50 minutes of internal standard RT.

Data File: \\cansvr11\dd\chem\MSV\a3ux12.i\T90409A.b\UX125159.D
Date : 09-APR-2009 22:05
Client ID: SCFmw-004-0011-WS
Instrument: a3ux12.i
Sample Info: K9C721CD,0.1ML/5ML
Purge Volume: 0.1
Operator: 1903
Column phase: DB624
Column diameter: 0.18

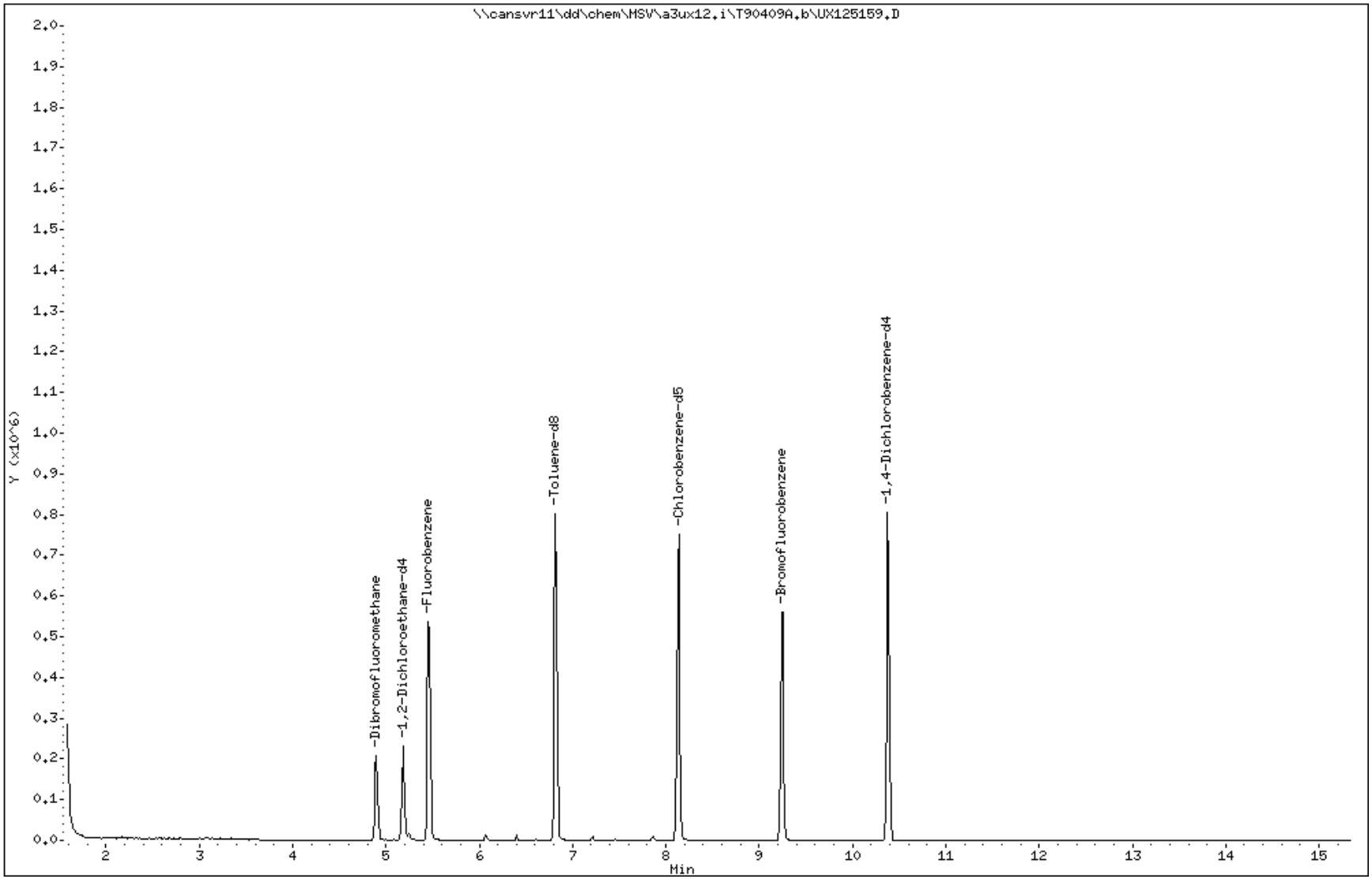

Science Applications International Corp

Client Sample ID: SCFmw-004-0012-WS

GC/MS Volatiles

Lot-Sample #...: A9C310174-010 **Work Order #...:** K9C731A1 **Matrix.....:** SO
Date Sampled...: 03/27/09 18:13 **Date Received..:** 03/28/09
Prep Date.....: 04/09/09 **Analysis Date..:** 04/09/09
Prep Batch #...: 9098535
Dilution Factor: 1 **Initial Wgt/Vol:** 5 g **Final Wgt/Vol..:** 5 mL
% Moisture.....: 27 **Method.....:** SW846 8260B

PARAMETER	RESULT	REPORTING LIMIT	UNITS
Acetone	**87**	**27**	**ug/kg**
Benzene	ND	6.8	ug/kg
Bromochloromethane	ND	6.8	ug/kg
Bromodichloromethane	ND	6.8	ug/kg
Bromoform	ND	6.8	ug/kg
Bromomethane	ND	6.8	ug/kg
2-Butanone	**8.2 J**	**27**	**ug/kg**
Carbon disulfide	**3.0 J**	**6.8**	**ug/kg**
Carbon tetrachloride	ND	6.8	ug/kg
Chlorobenzene	ND	6.8	ug/kg
Dibromochloromethane	ND	6.8	ug/kg
Chloroethane	ND	6.8	ug/kg
Chloroform	ND	6.8	ug/kg
Chloromethane	ND	6.8	ug/kg
1,2-Dibromoethane	ND	6.8	ug/kg
1,1-Dichloroethane	ND	6.8	ug/kg
1,2-Dichloroethane	ND	6.8	ug/kg
1,1-Dichloroethene	ND	6.8	ug/kg
1,2-Dichloroethene (total)	ND	6.8	ug/kg
1,2-Dichloropropane	ND	6.8	ug/kg
cis-1,3-Dichloropropene	ND	6.8	ug/kg
trans-1,3-Dichloropropene	ND	6.8	ug/kg
Ethylbenzene	ND	6.8	ug/kg
2-Hexanone	ND	27	ug/kg
Methylene chloride	**3.6 J**	**6.8**	**ug/kg**
4-Methyl-2-pentanone	ND	27	ug/kg
Styrene	ND	6.8	ug/kg
1,1,2,2-Tetrachloroethane	ND	6.8	ug/kg
Tetrachloroethene	ND	6.8	ug/kg
Toluene	**3.3 J**	**6.8**	**ug/kg**
1,1,1-Trichloroethane	ND	6.8	ug/kg
1,1,2-Trichloroethane	ND	6.8	ug/kg
Trichloroethene	ND	6.8	ug/kg
Vinyl chloride	ND	6.8	ug/kg
Xylenes (total)	ND	14	ug/kg

(Continued on next page)

Science Applications International Corp

Client Sample ID: SCFmw-004-0012-WS

GC/MS Volatiles

Lot-Sample #...: A9C310174-010 **Work Order #...:** K9C731A1 **Matrix.....:** SO

SURROGATE	PERCENT RECOVERY	RECOVERY LIMITS
Dibromofluoromethane	96	(50 - 150)
1,2-Dichloroethane-d4	100	(50 - 150)
Toluene-d8	93	(50 - 150)
4-Bromofluorobenzene	76	(50 - 150)

NOTE(S):

Results and reporting limits have been adjusted for dry weight.

J Estimated result. Result is less than RL.

Data File: \\cansvr11\dd\chem\MSV\a3ux8a.i\M90408A.b\UX86710.D
Report Date: 09-Apr-2009 00:24

TestAmerica North Canton

VOLATILE REPORT SW-846 Method 8260A/8260B

Data file : \\cansvr11\dd\chem\MSV\a3ux8a.i\M90408A.b\UX86710.D
Lab Smp Id: K9C731A1 Client Smp ID: SCFmw-004-0012-WS
Inj Date : 09-APR-2009 00:05
Operator : 402279 Inst ID: a3ux8a.i
Smp Info : K9C731A1,5G/5ML
Misc Info : M90408A,8260SUX8,1-8260.SUB,402279
Comment :
Method : \\cansvr11\dd\chem\MSV\a3ux8a.i\M90408A.b\8260SUX8.m
Meth Date : 08-Apr-2009 20:04 latat Quant Type: ISTD
Cal Date : 07-APR-2009 21:55 Cal File: UX86679.D
Als bottle: 15
Dil Factor: 1.00000
Integrator: HP RTE Compound Sublist: 1-8260.SUB
Target Version: 4.14
Processing Host: CANSVR11

Concentration Formula: Amt * DF * 1/Vo * CpndVariable

Name	Value	Description
DF	1.000	Dilution Factor
Vo	5.000	Sample Volume
Va	100.000	Injection Volume
Cpnd Variable		Local Compound Variable

Compounds	QUANT SIG MASS	RT	EXP RT	REL RT	RESPONSE	CONCENTRATIONS ON-COLUMN (ng)	FINAL (UG/KG)
* 1 Fluorobenzene	96	5.304	5.306	(1.000)	869603	250.000	
* 2 Chlorobenzene-d5	117	7.847	7.849	(1.000)	593779	250.000	
* 3 1,4-Dichlorobenzene-d4	152	10.037	10.039	(1.000)	181787	250.000	
$ 4 Dibromofluoromethane	113	4.787	4.789	(0.903)	144302	240.868	48.174
$ 5 1,2-Dichloroethane-d4	65	5.054	5.057	(0.953)	203571	249.695	49.939
$ 6 Toluene-d8	98	6.581	6.583	(1.241)	595947	231.676	46.335
$ 7 Bromofluorobenzene	95	8.924	8.926	(1.137)	172736	190.222	38.044
8 Dichlorodifluoromethane	85	Compound Not Detected.					
9 Chloromethane	50	Compound Not Detected.					
10 Vinyl Chloride	62	Compound Not Detected.					
11 Bromomethane	94	Compound Not Detected.					
12 Chloroethane	64	Compound Not Detected.					
13 Trichlorofluoromethane	101	Compound Not Detected.					
15 Acrolein	56	Compound Not Detected.					
16 Acetone	43	3.096	3.104	(0.584)	149407	317.307	63.461
17 1,1-Dichloroethene	96	Compound Not Detected.					
18 Freon-113	151	Compound Not Detected.					
19 Iodomethane	142	Compound Not Detected.					
20 Carbon Disulfide	76	3.235	3.238	(0.610)	21053	11.0024	2.200
21 Methylene Chloride	84	3.442	3.444	(0.649)	20720	13.2618	2.652

22 Acetonitrile	41	3.339	3.335 (0.630)	6740	36.4344	7.287
23 Acrylonitrile	53	Compound Not Detected.				

Data File: \\cansvr11\dd\chem\MSV\a3ux8a.i\M90408A.b\UX86710.D
Report Date: 09-Apr-2009 00:24

	Compounds	QUANT SIG MASS	RT	EXP RT	REL RT	RESPONSE	CONCENTRATIONS ON-COLUMN (ng)	FINAL (UG/KG)
	24 Methyl tert-butyl ether	73	Compound Not Detected.					
	25 trans-1,2-Dichloroethene	96	Compound Not Detected.					
	26 Hexane	86	Compound Not Detected.					
	27 Vinyl acetate	43	Compound Not Detected.					
	28 1,1-Dichloroethane	63	Compound Not Detected.					
	29 tert-Butyl Alcohol	59	Compound Not Detected.					
	30 2-Butanone	43	4.434	4.430	(0.836)	21137	29.9383	5.988
M	31 1,2-Dichloroethene (total)	96	Compound Not Detected.					
	32 cis-1,2-dichloroethene	96	Compound Not Detected.					
	33 2,2-Dichloropropane	77	Compound Not Detected.					
	34 Bromochloromethane	128	Compound Not Detected.					
	35 Chloroform	83	Compound Not Detected.					
	36 Tetrahydrofuran	42	Compound Not Detected.					
	37 1,1,1-Trichloroethane	97	Compound Not Detected.					
	38 1,1-Dichloropropene	75	Compound Not Detected.					
	39 Carbon Tetrachloride	117	Compound Not Detected.					
	40 1,2-Dichloroethane	62	Compound Not Detected.					
	41 Benzene	78	Compound Not Detected.					
	42 Trichloroethene	130	Compound Not Detected.					
	43 1,2-Dichloropropane	63	Compound Not Detected.					
	44 1,4-Dioxane	88	Compound Not Detected.					
	45 Dibromomethane	93	Compound Not Detected.					
	46 Bromodichloromethane	83	Compound Not Detected.					
	47 2-Chloroethyl vinyl ether	63	Compound Not Detected.					
	48 cis-1,3-Dichloropropene	75	Compound Not Detected.					
	49 4-Methyl-2-pentanone	43	Compound Not Detected.					
	50 Toluene	91	6.636	6.638	(0.846)	33948	12.2154	2.443
	51 trans-1,3-Dichloropropene	75	Compound Not Detected.					
	52 Ethyl Methacrylate	69	Compound Not Detected.					
	53 1,1,2-Trichloroethane	97	Compound Not Detected.					
	54 1,3-Dichloropropane	76	Compound Not Detected.					
	55 Tetrachloroethene	164	Compound Not Detected.					
	56 2-Hexanone	43	Compound Not Detected.					
	57 Dibromochloromethane	129	Compound Not Detected.					
	58 1,2-Dibromoethane	107	Compound Not Detected.					
	59 Chlorobenzene	112	Compound Not Detected.					
	60 1,1,1,2-Tetrachloroethane	131	Compound Not Detected.					
	61 Ethylbenzene	106	Compound Not Detected.					
	62 m + p-Xylene	106	8.060	8.056	(1.027)	1779	1.39767	0.2795
M	63 Xylenes (total)	106				1779	1.39767	0.2795
	64 Xylene-o	106	Compound Not Detected.					
	65 Styrene	104	Compound Not Detected.					
	66 Bromoform	173	Compound Not Detected.					
	67 Isopropylbenzene	105	Compound Not Detected.					
	68 1,1,2,2-Tetrachloroethane	83	Compound Not Detected.					
	69 1,4-Dichloro-2-butene	53	Compound Not Detected.					
	70 1,2,3-Trichloropropane	110	Compound Not Detected.					
	71 Bromobenzene	156	Compound Not Detected.					
	72 n-Propylbenzene	120	Compound Not Detected.					
	73 2-Chlorotoluene	126	Compound Not Detected.					
	74 1,3,5-Trimethylbenzene	105	Compound Not Detected.					
	75 4-Chlorotoluene	126	Compound Not Detected.					

76	tert-Butylbenzene	119	Compound Not Detected.
77	1,2,4-Trimethylbenzene	105	Compound Not Detected.

Data File: \\cansvr11\dd\chem\MSV\a3ux8a.i\M90408A.b\UX86710.D
Report Date: 09-Apr-2009 00:24

	Compounds	QUANT SIG MASS	RT	EXP RT	REL RT	RESPONSE	CONCENTRATIONS ON-COLUMN (ng)	CONCENTRATIONS FINAL (UG/KG)
78	sec-Butylbenzene	105	Compound Not Detected.					
79	4-Isopropyltoluene	119	Compound Not Detected.					
80	1,3-Dichlorobenzene	146	Compound Not Detected.					
81	1,4-Dichlorobenzene	146	Compound Not Detected.					
82	n-Butylbenzene	91	Compound Not Detected.					
83	1,2-Dichlorobenzene	146	Compound Not Detected.					
84	1,2-Dibromo-3-chloropropane	157	Compound Not Detected.					
85	1,2,4-Trichlorobenzene	180	Compound Not Detected.					
86	Hexachlorobutadiene	225	Compound Not Detected.					
87	Naphthalene	128	Compound Not Detected.					
88	1,2,3-Trichlorobenzene	180	Compound Not Detected.					
98	Cyclohexane	56	Compound Not Detected.					
143	Methyl Acetate	43	Compound Not Detected.					
144	Methylcyclohexane	83	Compound Not Detected.					
141	1,3,5-Trichlorobenzene	180	Compound Not Detected.					
153	Vinyl Acetate-86	86	Compound Not Detected.					

Data File: \\cansvr11\dd\chem\MSV\a3ux8a.i\M90408A.b\UX86710.D
Report Date: 09-Apr-2009 00:24

TestAmerica North Canton

INTERNAL STANDARD COMPOUNDS
AREA AND RT SUMMARY

Instrument ID: a3ux8a.i
Lab File ID: UX86710.D
Lab Smp Id: K9C731A1
Analysis Type: VOA
Quant Type: ISTD
Operator: 402279
Method File: \\cansvr11\dd\chem\MSV\a3ux8a.i\M90408A.b\8260SUX8.m
Misc Info: M90408A,8260SUX8,1-8260.SUB,402279

Calibration Date: 08-APR-2009
Calibration Time: 18:24
Client Smp ID: SCFmw-004-0012-WS
Level: LOW
Sample Type: SOIL

		AREA LIMIT				
COMPOUND	STANDARD	LOWER	UPPER	SAMPLE	%DIFF	
1 Fluorobenzene	1113993	556997	2227986	869603	-21.94	
2 Chlorobenzene-d5	797134	398567	1594268	593779	-25.51	
3 1,4-Dichlorobenze	368444	184222	736888	181787	-50.66	<-

		RT LIMIT			
COMPOUND	STANDARD	LOWER	UPPER	SAMPLE	%DIFF
1 Fluorobenzene	5.31	4.81	5.81	5.30	-0.04
2 Chlorobenzene-d5	7.85	7.35	8.35	7.85	-0.03
3 1,4-Dichlorobenze	10.04	9.54	10.54	10.04	-0.02

AREA UPPER LIMIT = +100% of internal standard area.
AREA LOWER LIMIT = - 50% of internal standard area.
RT UPPER LIMIT = + 0.50 minutes of internal standard RT.
RT LOWER LIMIT = - 0.50 minutes of internal standard RT.

Data File: \\cansvr11\dd\chem\MSV\a3ux8a.i\M90408A.b\UX86710.D
Date : 09-APR-2009 00:05
Client ID: SCFmw-004-0012-WS
Instrument: a3ux8a.i
Sample Info: K9C731A1,5G/5ML
Purge Volume: 5.0
Operator: 402279
Column phase: DB624
Column diameter: 0.18

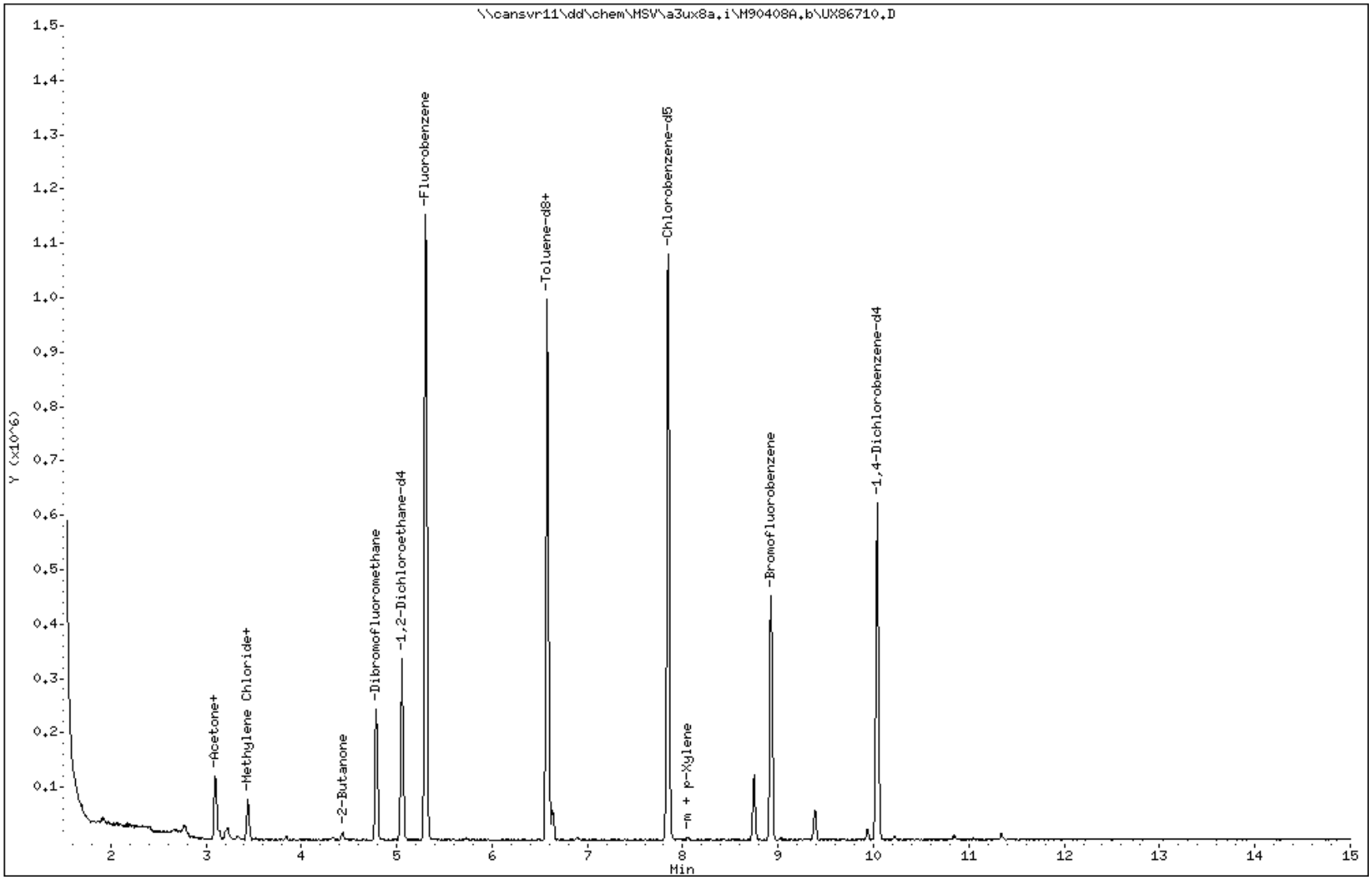

Data File: \\cansvr11\dd\chem\MSV\a3ux8a.i\M90408A.b\UX86710.D

Date : 09-APR-2009 00:05

Client ID: SCFmw-004-0012-WS | Instrument: a3ux8a.i

Sample Info: K9C731A1,5G/5ML

Purge Volume: 5.0 | Operator: 402279

Column phase: DB624 | Column diameter: 0.18

16 Acetone | Concentration: 63.461 UG/KG

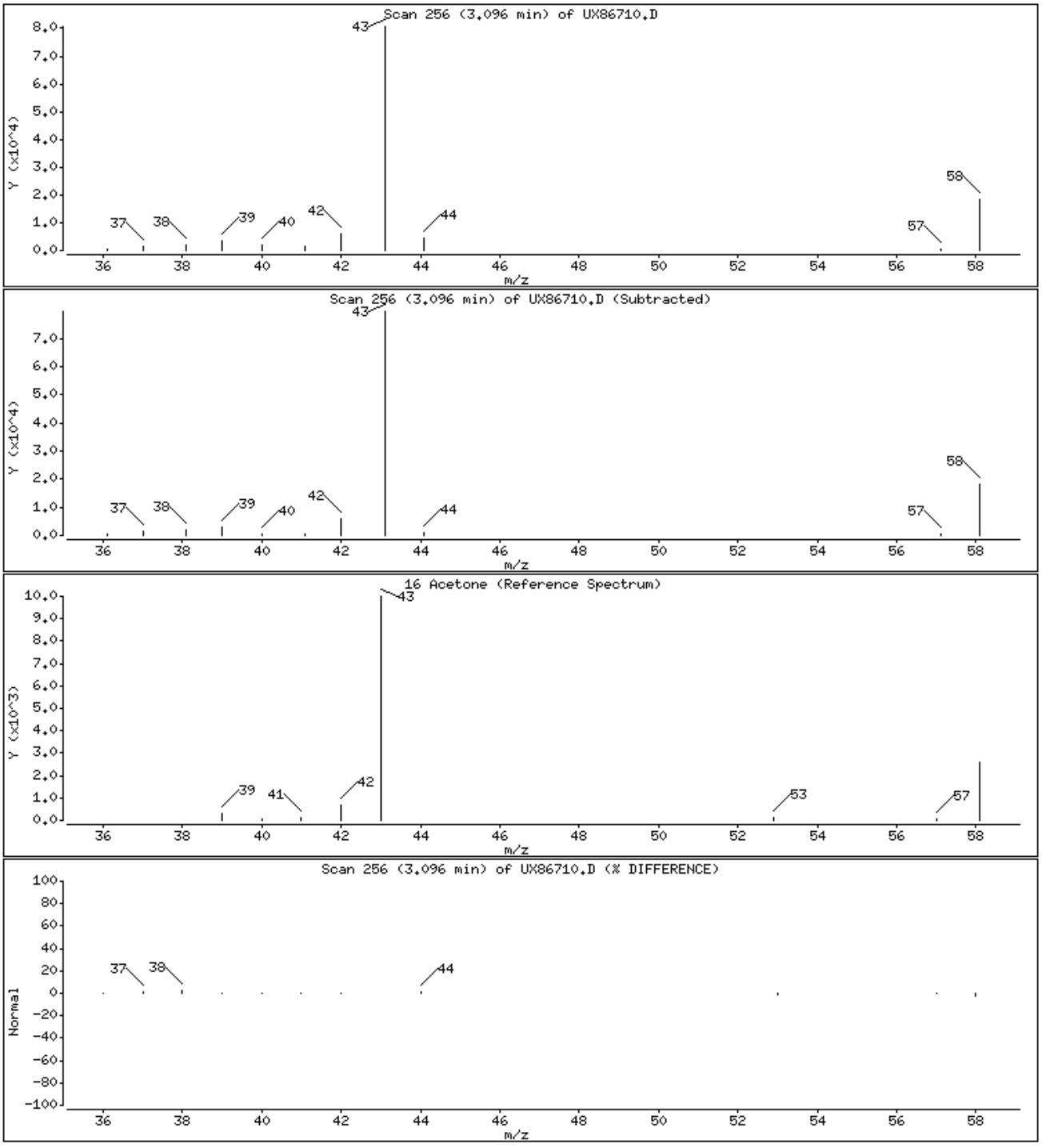

Data File: \\cansvr11\dd\chem\MSV\a3ux8a.i\M90408A.b\UX86710.D

Date : 09-APR-2009 00:05

Client ID: SCFmw-004-0012-WS | Instrument: a3ux8a.i

Sample Info: K9C731A1,5G/5ML

Purge Volume: 5.0 | Operator: 402279

Column phase: DB624 | Column diameter: 0.18

20 Carbon Disulfide | Concentration: 2.200 UG/KG

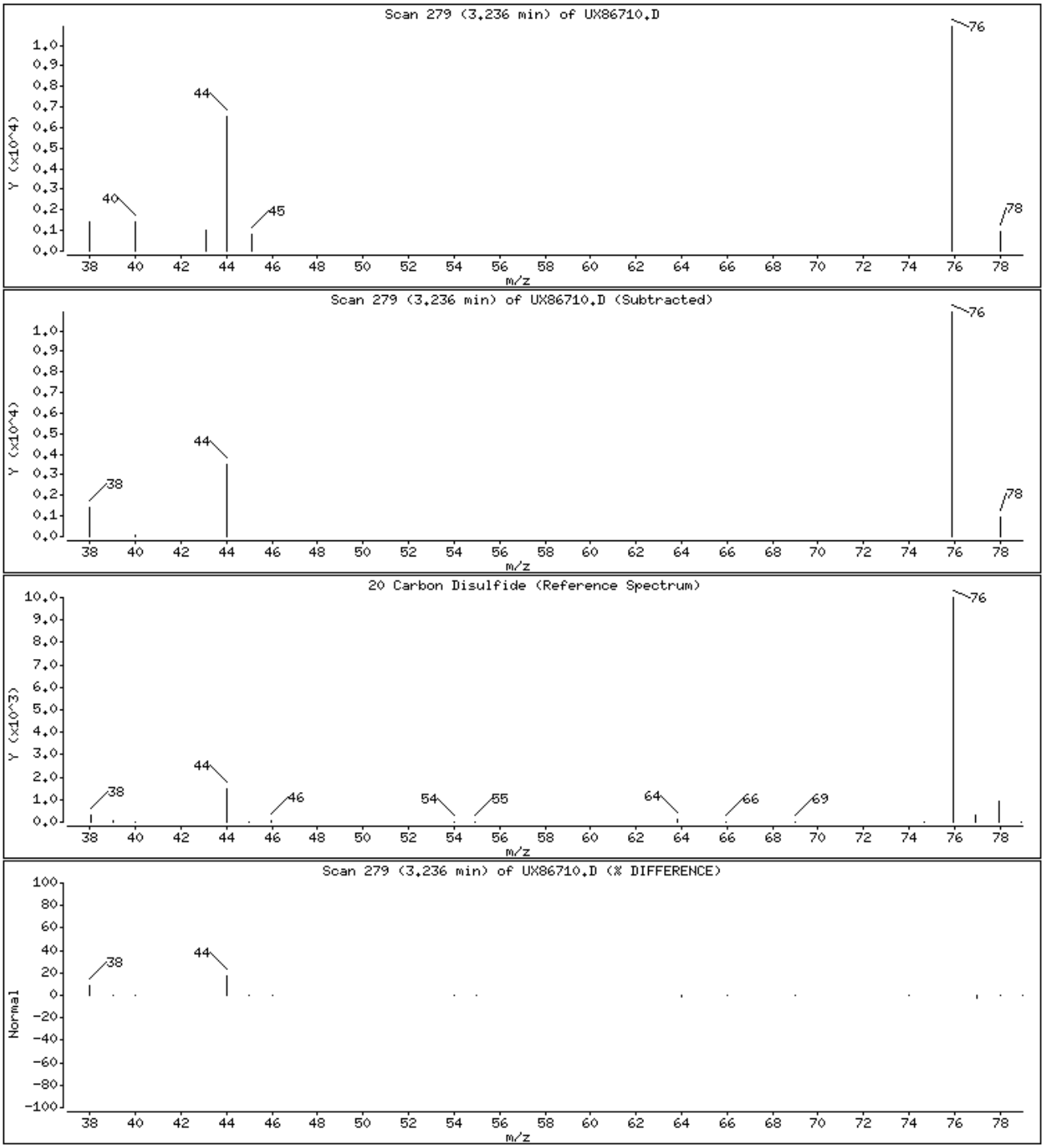

Data File: \\cansvr11\dd\chem\MSV\a3ux8a.i\M90408A.b\UX86710.D

Date : 09-APR-2009 00:05

Client ID: SCFmw-004-0012-WS | Instrument: a3ux8a.i

Sample Info: K9C731A1,5G/5ML

Purge Volume: 5.0 | Operator: 402279

Column phase: DB624 | Column diameter: 0.18

21 Methylene Chloride | Concentration: 2.652 UG/KG

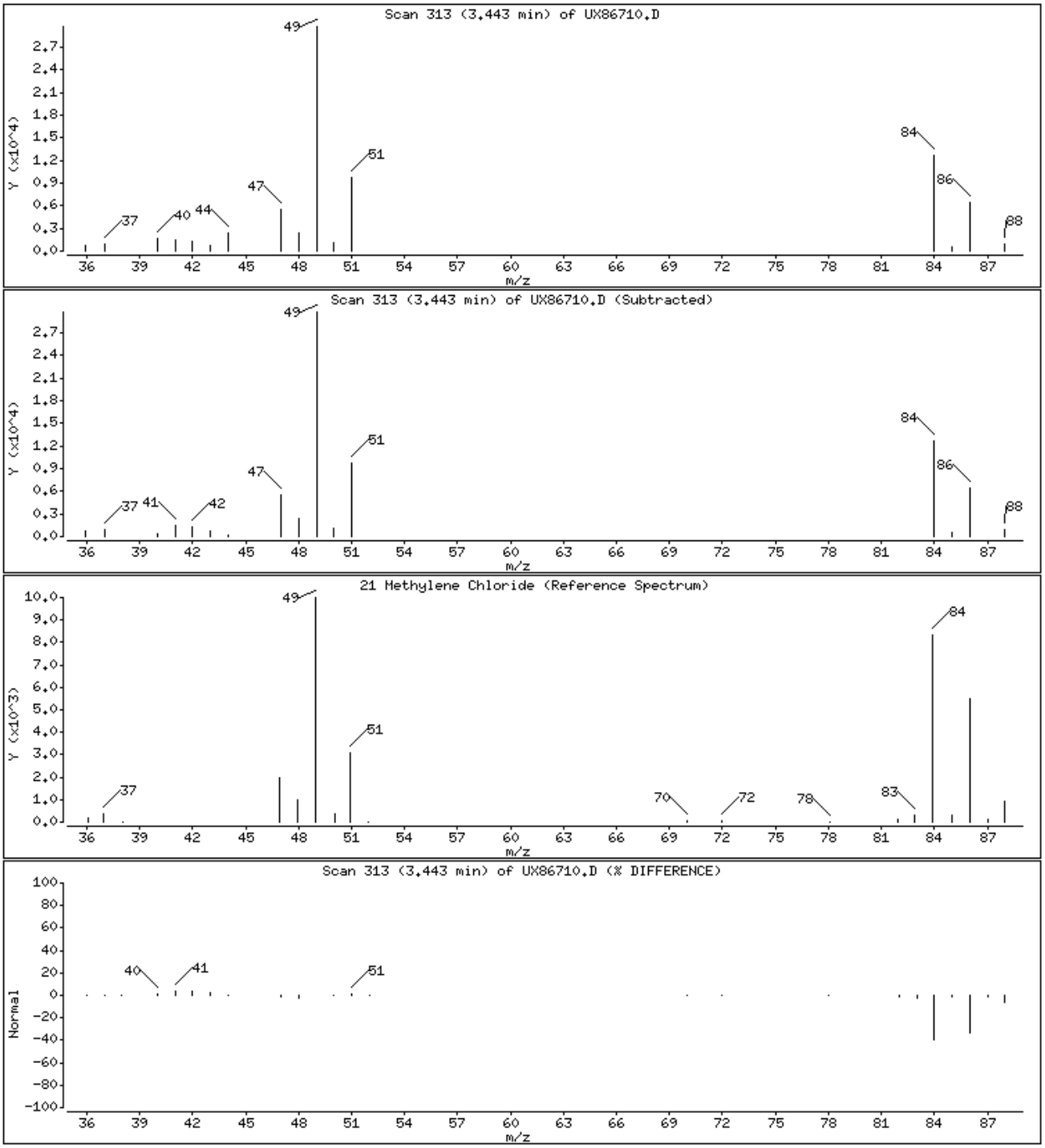

Data File: \\cansvr11\dd\chem\MSV\a3ux8a.i\M90408A.b\UX86710.D

Date : 09-APR-2009 00:05

Client ID: SCFmw-004-0012-WS | Instrument: a3ux8a.i

Sample Info: K9C731A1,5G/5ML

Purge Volume: 5.0 | Operator: 402279

Column phase: DB624 | Column diameter: 0.18

22 Acetonitrile | Concentration: 7.287 UG/KG

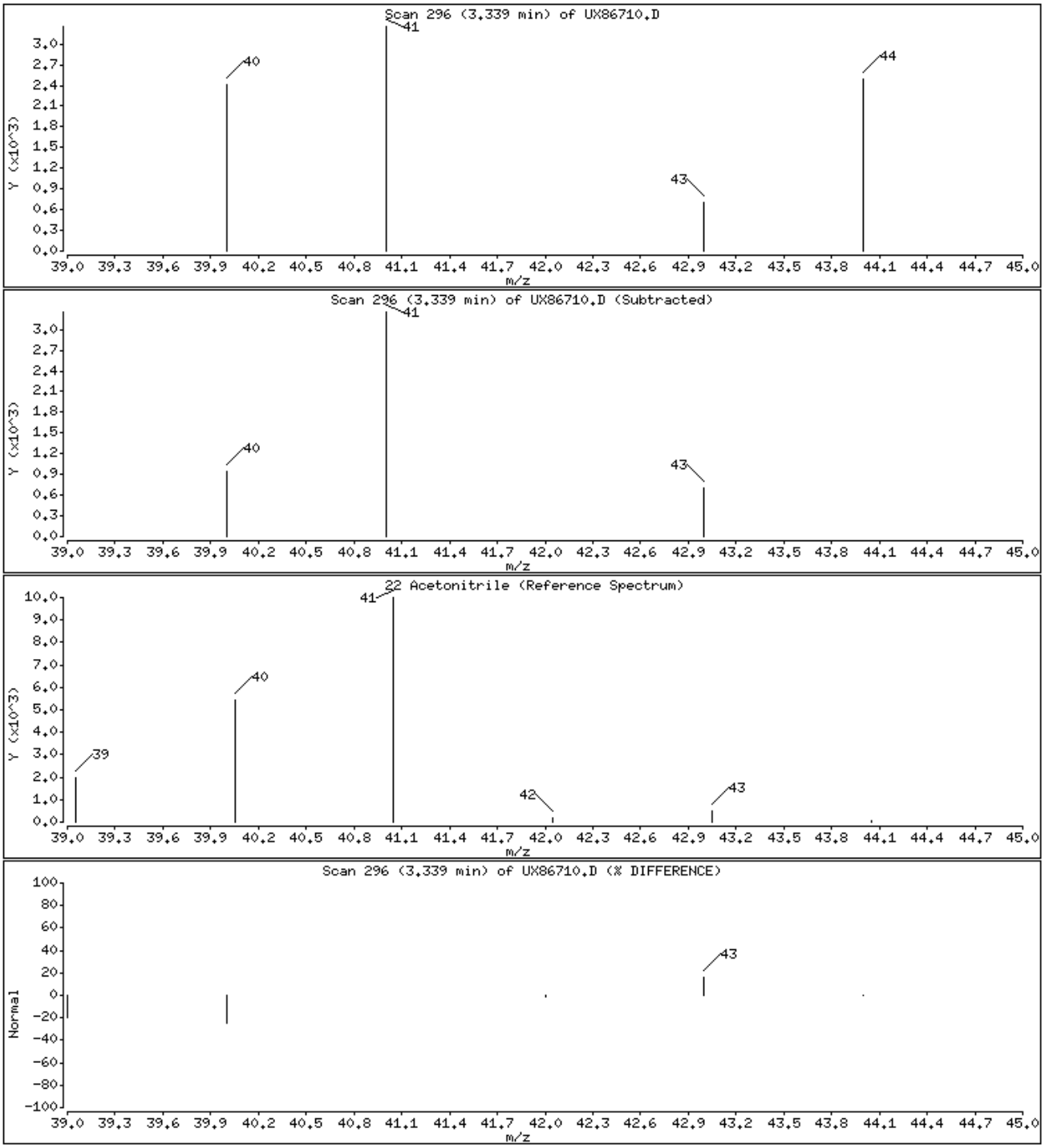

Data File: \\cansvr11\dd\chem\MSV\a3ux8a.i\M90408A.b\UX86710.D

Date : 09-APR-2009 00:05

Client ID: SCFmw-004-0012-WS | Instrument: a3ux8a.i

Sample Info: K9C731A1,5G/5ML

Purge Volume: 5.0 | Operator: 402279

Column phase: DB624 | Column diameter: 0.18

30 2-Butanone | Concentration: 5.988 UG/KG

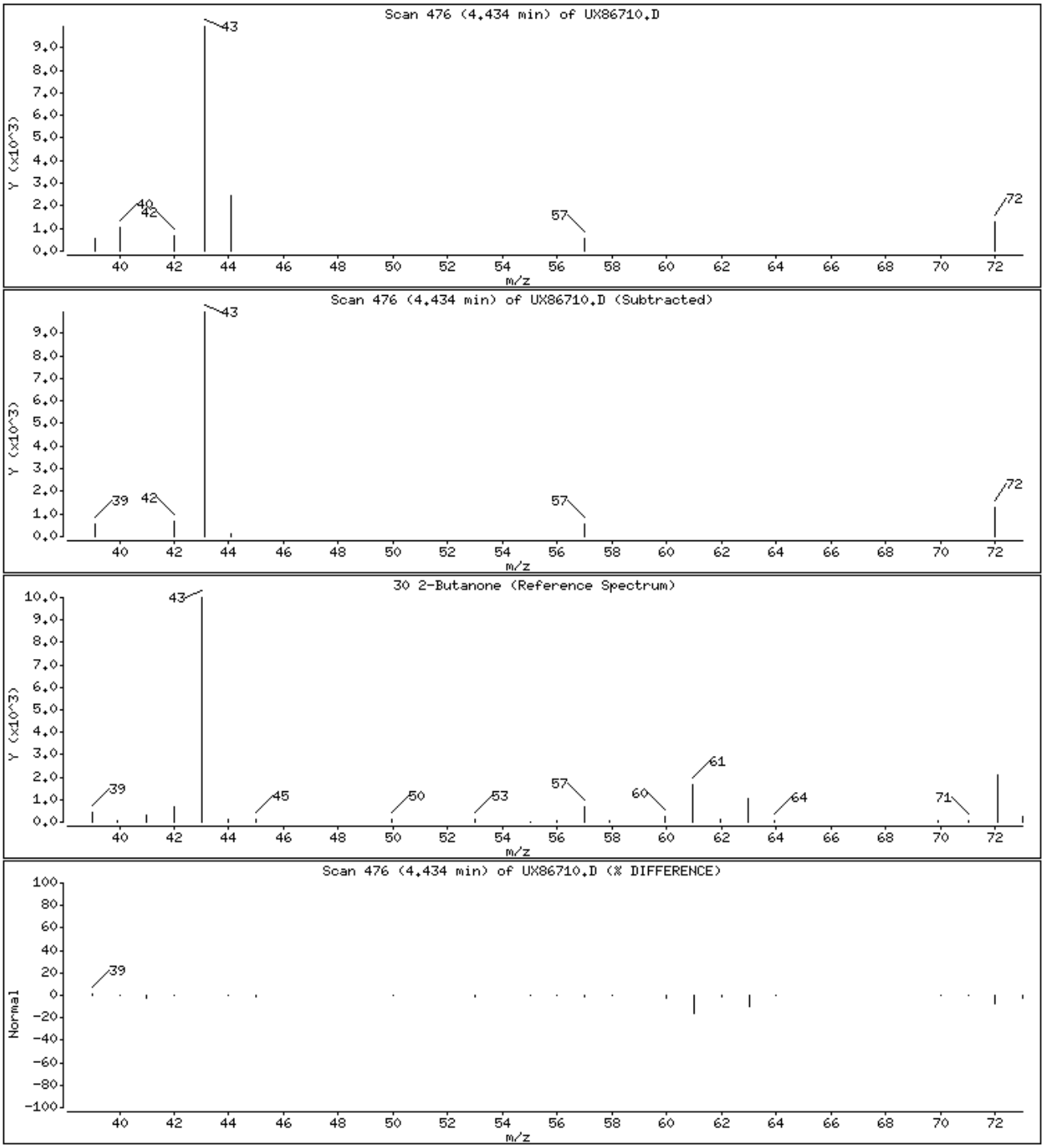

Data File: \\cansvr11\dd\chem\MSV\a3ux8a.i\M90408A.b\UX86710.D

Date : 09-APR-2009 00:05

Client ID: SCFmw-004-0012-WS | Instrument: a3ux8a.i

Sample Info: K9C731A1,5G/5ML

Purge Volume: 5.0 | Operator: 402279

Column phase: DB624 | Column diameter: 0.18

50 Toluene | Concentration: 2.443 UG/KG

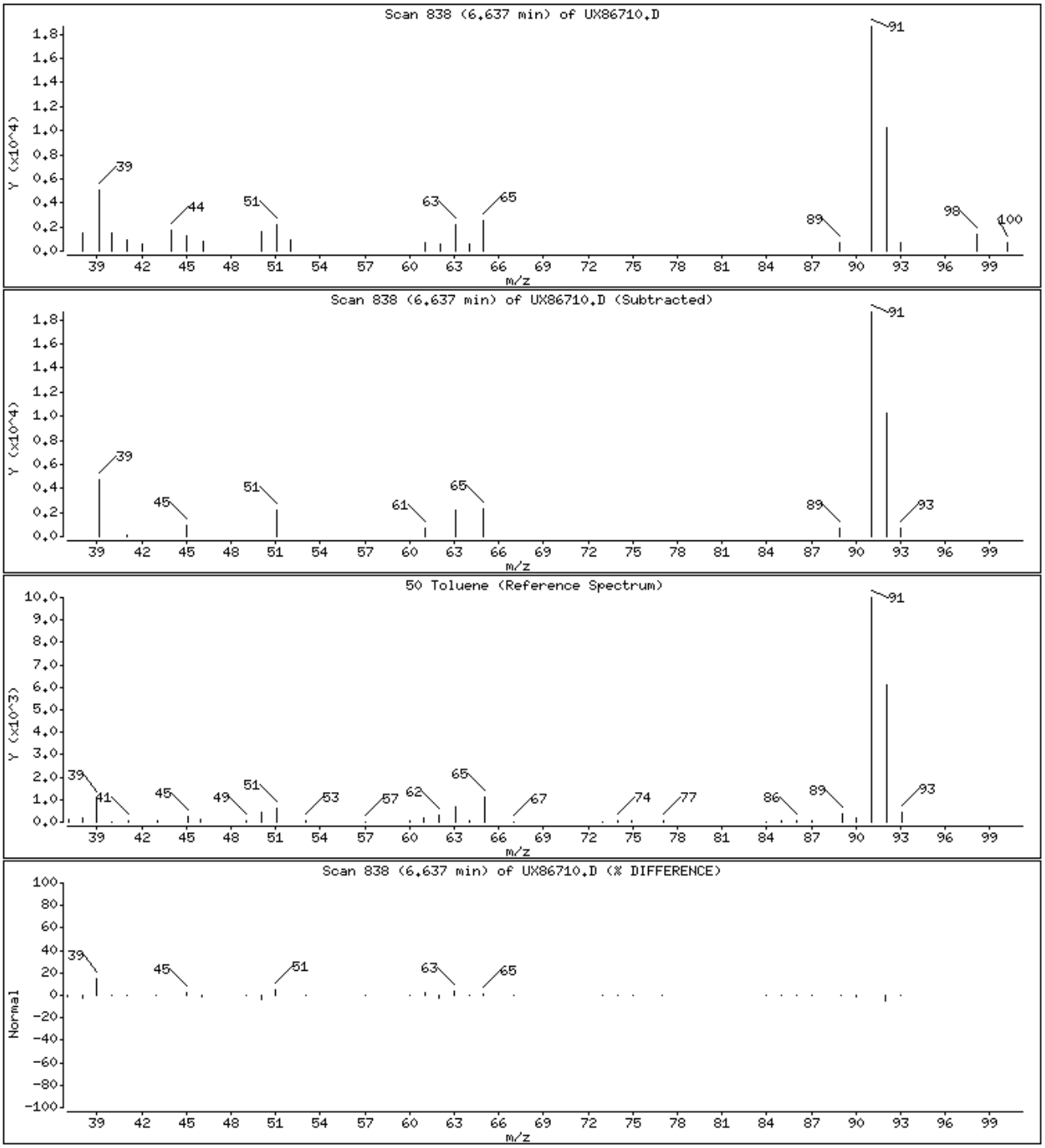

Data File: \\cansvr11\dd\chem\MSV\a3ux8a.i\M90408A.b\UX86710.D

Date : 09-APR-2009 00:05

Client ID: SCFmw-004-0012-WS | Instrument: a3ux8a.i

Sample Info: K9C731A1,5G/5ML

Purge Volume: 5.0 | Operator: 402279

Column phase: DB624 | Column diameter: 0.18

62 m + p-Xylene | Concentration: 0.2795 UG/KG

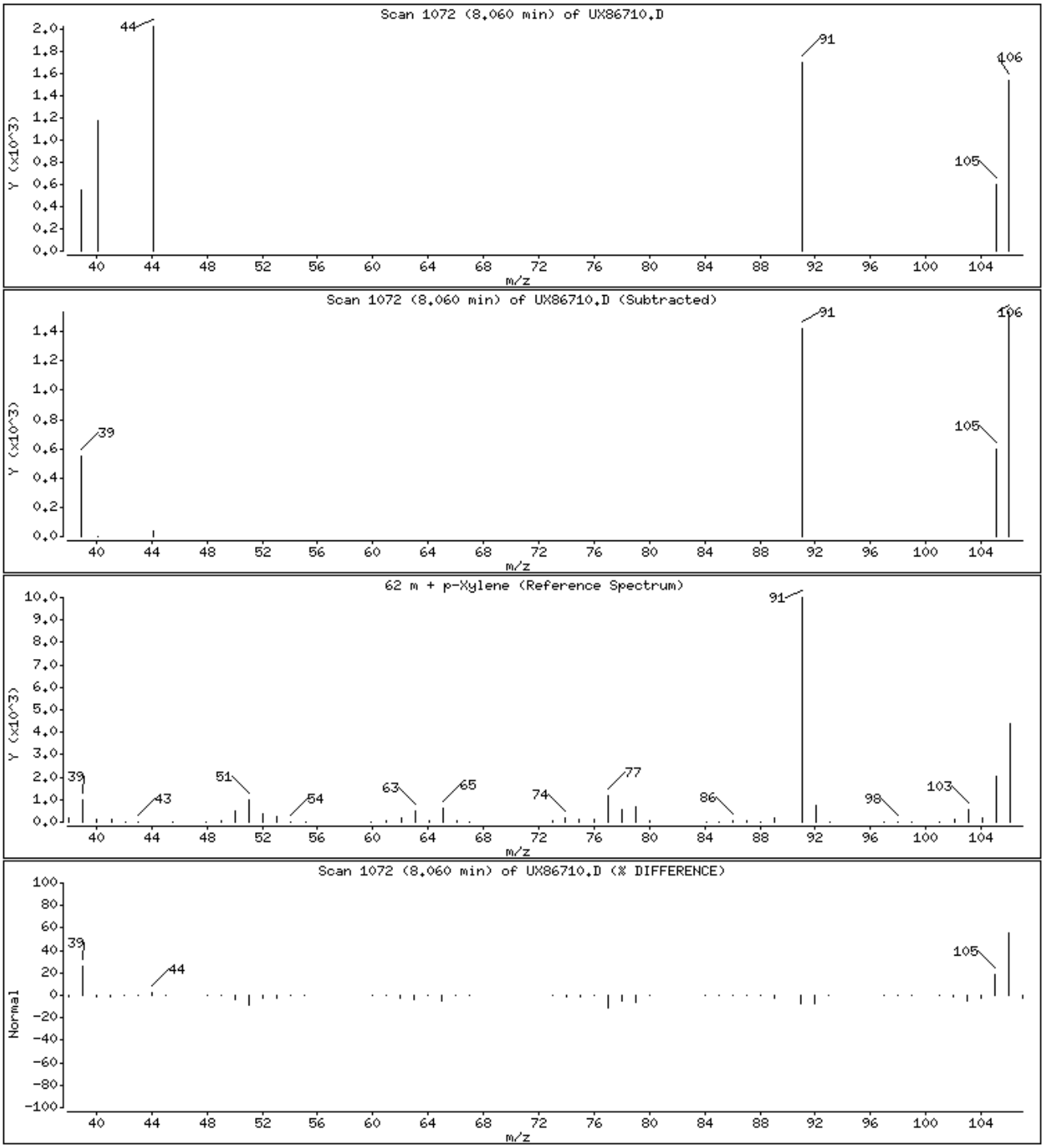

Science Applications International Corp

Client Sample ID: SCFmw-004-0012-WS

TCLP GC/MS Volatiles

Lot-Sample #...: A9C310174-010 **Work Order #...:** K9C731CD **Matrix.....:** SO
Date Sampled...: 03/27/09 18:13 **Date Received..:** 03/28/09
Leach Date.....: 04/01/09 **Prep Date.....:** 04/09/09 **Analysis Date..:** 04/09/09
Leach Batch #..: P909115 **Prep Batch #...:** 9099403
Dilution Factor: 1 **Initial Wgt/Vol:** 0.1 mL **Final Wgt/Vol..:** 5 mL
% Moisture.....: 27 **Method.....:** SW846 8260B

PARAMETER	RESULT	REPORTING LIMIT	UNITS
Benzene	ND	0.025	mg/L
2-Butanone (MEK)	ND	0.25	mg/L
Carbon tetrachloride	ND	0.025	mg/L
Chlorobenzene	ND	0.025	mg/L
Chloroform	ND	0.025	mg/L
1,2-Dichloroethane	ND	0.025	mg/L
1,1-Dichloroethylene	ND	0.070	mg/L
Tetrachloroethylene	ND	0.070	mg/L
Trichloroethylene	ND	0.050	mg/L
Vinyl chloride	ND	0.025	mg/L

SURROGATE	PERCENT RECOVERY	RECOVERY LIMITS
Dibromofluoromethane	95	(86 - 125)
1,2-Dichloroethane-d4	108	(80 - 122)
Toluene-d8	101	(90 - 122)
4-Bromofluorobenzene	95	(84 - 125)

NOTE(S):

Analysis performed in accordance with USEPA Toxicity Characteristic Leaching Procedure Method 1311

Data File: \\cansvr11\dd\chem\MSV\a3ux12.i\T90409A.b\UX125160.D
Report Date: 10-Apr-2009 14:19

TestAmerica North Canton

VOLATILE REPORT SW-846 Method 8260A/8260B

Data file : \\cansvr11\dd\chem\MSV\a3ux12.i\T90409A.b\UX125160.D
Lab Smp Id: K9C731CD Client Smp ID: SCFmw-004-0012-WS
Inj Date : 09-APR-2009 22:28
Operator : 1903 Inst ID: a3ux12.i
Smp Info : K9C731CD,0.1ML/5ML
Misc Info : T90409A,8260MIUX12,1-8260GM.SUB,1903
Comment   :
Method   : \\cansvr11\dd\chem\MSV\a3ux12.i\T90409A.b\8260MIUX12.m
Meth Date : 09-Apr-2009 17:04 laveyt Quant Type: ISTD
Cal Date : 01-APR-2009 17:16 Cal File: UX124993.D
Als bottle: 16
Dil Factor: 1.00000
Integrator: HP RTE Compound Sublist: 1-8260GM.SUB
Target Version: 4.14
Processing Host: CANPMSV16

Concentration Formula: Amt * DF * 1/Vo * CpndVariable

Name	Value	Description
DF	1.000	Dilution Factor
Vo	0.10000	Sample volume
Va	100.000	Injection Volume
Cpnd Variable		Local Compound Variable

	Compounds	QUANT SIG MASS	RT	EXP RT	REL RT	RESPONSE	CONCENTRATIONS ON-COLUMN (ng)	FINAL (ug/L)
* 1	Fluorobenzene	96	5.454	5.454	(1.000)	598002	100.000	
* 2	Chlorobenzene-d5	117	8.140	8.140	(1.000)	539159	100.000	
* 3	1,4-Dichlorobenzene-d4	152	10.376	10.376	(1.000)	285442	100.000	
$ 4	Dibromofluoromethane	113	4.898	4.898	(0.898)	133844	115.078	1150.8
$ 5	1,2-Dichloroethane-d4	65	5.182	5.182	(0.950)	183547	130.902	1309.0
$ 6	Toluene-d8	98	6.815	6.815	(0.837)	605022	122.348	1223.5
$ 7	Bromofluorobenzene	95	9.240	9.240	(1.135)	242683	115.135	1151.3
8	Dichlorodifluoromethane	85	Compound Not Detected.					
9	Chloromethane	50	Compound Not Detected.					
10	Vinyl Chloride	62	Compound Not Detected.					
11	Bromomethane	94	Compound Not Detected.					
12	Chloroethane	64	Compound Not Detected.					
13	Trichlorofluoromethane	101	Compound Not Detected.					
16	Acetone	43	Compound Not Detected.					
17	1,1-Dichloroethene	61	Compound Not Detected.					
18	Freon-113	101	Compound Not Detected.					
20	Carbon Disulfide	76	Compound Not Detected.					
21	Methylene Chloride	84	Compound Not Detected.					
24	Methyl tert-butyl ether	73	Compound Not Detected.					
25	trans-1,2-Dichloroethene	61	Compound Not Detected.					

28	1,1-Dichloroethane	63	Compound Not Detected.
30	2-Butanone	43	Compound Not Detected.

Data File: \\cansvr11\dd\chem\MSV\a3ux12.i\T90409A.b\UX125160.D
Report Date: 10-Apr-2009 14:19

							CONCENTRATIONS	
	Compounds	QUANT SIG MASS	RT	EXP RT	REL RT	RESPONSE	ON-COLUMN (ng)	FINAL (ug/L)
M	31 1,2-Dichloroethene (total)	61	Compound Not Detected.					
	32 cis-1,2-dichloroethene	61	Compound Not Detected.					
	35 Chloroform	83	Compound Not Detected.					
	37 1,1,1-Trichloroethane	97	Compound Not Detected.					
	39 Carbon Tetrachloride	117	Compound Not Detected.					
	40 1,2-Dichloroethane	62	Compound Not Detected.					
	41 Benzene	78	Compound Not Detected.					
	42 Trichloroethene	130	Compound Not Detected.					
	43 1,2-Dichloropropane	63	Compound Not Detected.					
	46 Bromodichloromethane	83	Compound Not Detected.					
	48 cis-1,3-Dichloropropene	75	Compound Not Detected.					
	49 4-Methyl-2-pentanone	43	Compound Not Detected.					
	50 Toluene	91	Compound Not Detected.					
	51 trans-1,3-Dichloropropene	75	Compound Not Detected.					
	53 1,1,2-Trichloroethane	97	Compound Not Detected.					
	55 Tetrachloroethene	164	Compound Not Detected.					
	56 2-Hexanone	43	Compound Not Detected.					
	57 Dibromochloromethane	129	Compound Not Detected.					
	58 1,2-Dibromoethane	107	Compound Not Detected.					
	59 Chlorobenzene	112	Compound Not Detected.					
	61 Ethylbenzene	91	Compound Not Detected.					
	62 m + p-Xylene	91	Compound Not Detected.					
M	63 Xylenes (total)	91	Compound Not Detected.					
	64 Xylene-o	91	Compound Not Detected.					
	65 Styrene	104	Compound Not Detected.					
	66 Bromoform	173	Compound Not Detected.					
	67 Isopropylbenzene	105	Compound Not Detected.					
	68 1,1,2,2-Tetrachloroethane	83	Compound Not Detected.					
	80 1,3-Dichlorobenzene	146	Compound Not Detected.					
	81 1,4-Dichlorobenzene	146	Compound Not Detected.					
	83 1,2-Dichlorobenzene	146	Compound Not Detected.					
	85 1,2,4-Trichlorobenzene	180	Compound Not Detected.					
	98 Cyclohexane	56	Compound Not Detected.					
	143 Methyl Acetate	43	Compound Not Detected.					
	144 Methylcyclohexane	83	Compound Not Detected.					
	84 1,2-Dibromo-3-chloropropane	157	Compound Not Detected.					

Data File: \\cansvr11\dd\chem\MSV\a3ux12.i\T90409A.b\UX125160.D
Report Date: 10-Apr-2009 14:19

TestAmerica North Canton

INTERNAL STANDARD COMPOUNDS
AREA AND RT SUMMARY

Instrument ID: a3ux12.i
Lab File ID: UX125160.D
Lab Smp Id: K9C731CD
Analysis Type: VOA
Quant Type: ISTD
Operator: 1903
Method File: \\cansvr11\dd\chem\MSV\a3ux12.i\T90409A.b\8260MIUX12.m
Misc Info: T90409A,8260MIUX12,1-8260GM.SUB,1903

Calibration Date: 09-APR-2009
Calibration Time: 16:48
Client Smp ID: SCFmw-004-0012-WS
Level: LOW
Sample Type: WATER

		AREA LIMIT			
COMPOUND	STANDARD	LOWER	UPPER	SAMPLE	%DIFF
1 Fluorobenzene	631882	315941	1263764	598002	-5.36
2 Chlorobenzene-d5	561051	280526	1122102	539159	-3.90
3 1,4-Dichlorobenze	314684	157342	629368	285442	-9.29

		RT LIMIT			
COMPOUND	STANDARD	LOWER	UPPER	SAMPLE	%DIFF
1 Fluorobenzene	5.45	4.95	5.95	5.45	0.00
2 Chlorobenzene-d5	8.14	7.64	8.64	8.14	0.00
3 1,4-Dichlorobenze	10.38	9.88	10.88	10.38	0.00

AREA UPPER LIMIT = +100% of internal standard area.
AREA LOWER LIMIT = - 50% of internal standard area.
RT UPPER LIMIT = + 0.50 minutes of internal standard RT.
RT LOWER LIMIT = - 0.50 minutes of internal standard RT.

Data File: \\cansvr11\dd\chem\MSV\a3ux12.i\T90409A.b\UX125160.D
Date : 09-APR-2009 22:28
Client ID: SCFmw-004-0012-WS
Instrument: a3ux12.i
Sample Info: K9C731CD,0.1ML/5ML
Purge Volume: 0.1
Operator: 1903
Column phase: DB624
Column diameter: 0.18

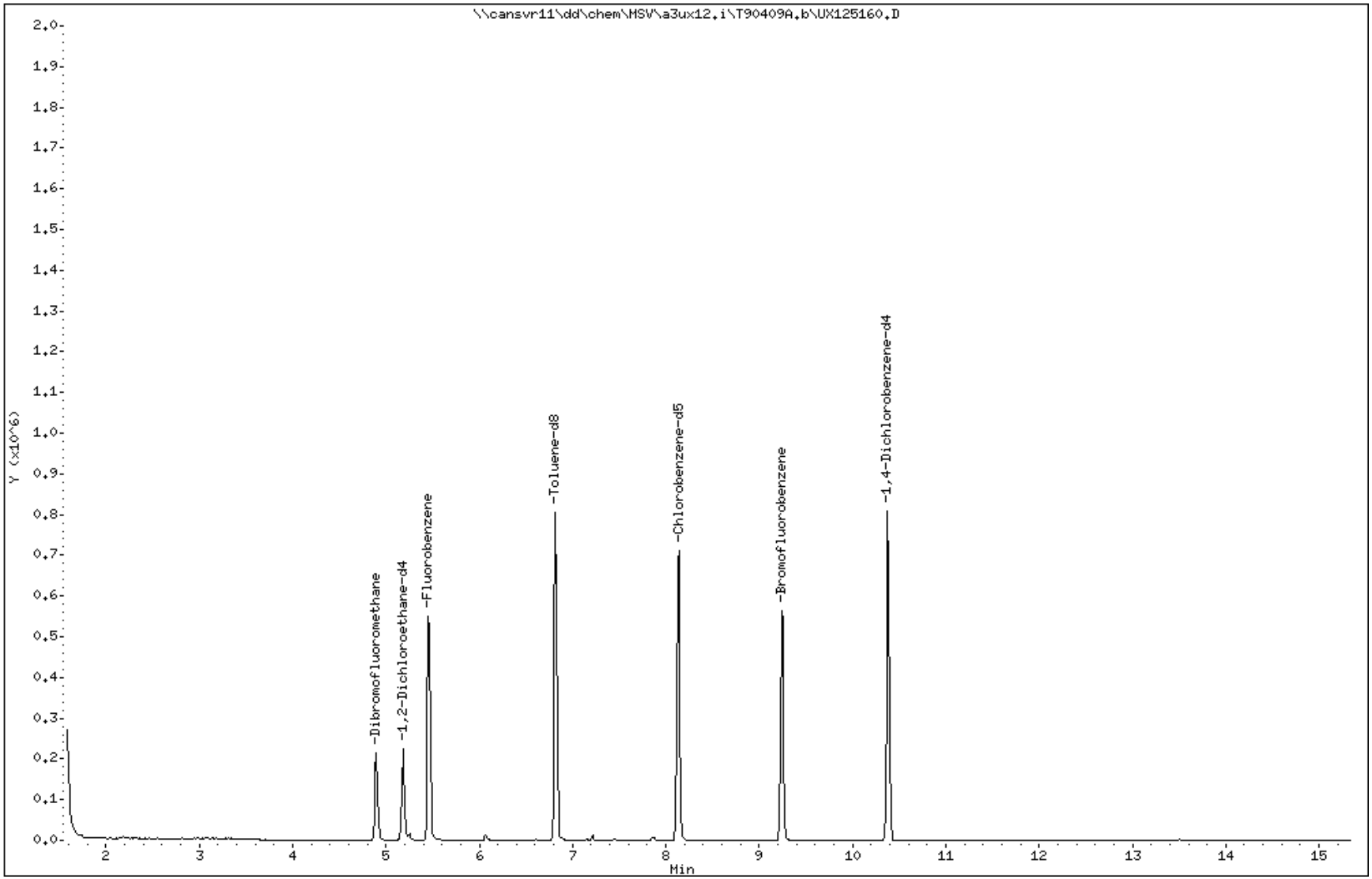

Science Applications International Corp

Client Sample ID: SCFmw-005-0013-WS

GC/MS Volatiles

Lot-Sample #...: A9C310174-011 **Work Order #...:** K9C761A1 **Matrix.....:** SO
Date Sampled...: 03/27/09 17:05 **Date Received..:** 03/28/09
Prep Date.....: 04/09/09 **Analysis Date..:** 04/09/09
Prep Batch #...: 9098535
Dilution Factor: 1 **Initial Wgt/Vol:** 5 g **Final Wgt/Vol..:** 5 mL
% Moisture.....: 17 **Method.....:** SW846 8260B

PARAMETER	RESULT	REPORTING LIMIT	UNITS
Acetone	ND	24	ug/kg
Benzene	ND	6.0	ug/kg
Bromochloromethane	ND	6.0	ug/kg
Bromodichloromethane	ND	6.0	ug/kg
Bromoform	ND	6.0	ug/kg
Bromomethane	ND	6.0	ug/kg
2-Butanone	ND	24	ug/kg
Carbon disulfide	ND	6.0	ug/kg
Carbon tetrachloride	ND	6.0	ug/kg
Chlorobenzene	ND	6.0	ug/kg
Dibromochloromethane	ND	6.0	ug/kg
Chloroethane	ND	6.0	ug/kg
Chloroform	ND	6.0	ug/kg
Chloromethane	ND	6.0	ug/kg
1,2-Dibromoethane	ND	6.0	ug/kg
1,1-Dichloroethane	ND	6.0	ug/kg
1,2-Dichloroethane	ND	6.0	ug/kg
1,1-Dichloroethene	ND	6.0	ug/kg
1,2-Dichloroethene (total)	ND	6.0	ug/kg
1,2-Dichloropropane	ND	6.0	ug/kg
cis-1,3-Dichloropropene	ND	6.0	ug/kg
trans-1,3-Dichloropropene	ND	6.0	ug/kg
Ethylbenzene	ND	6.0	ug/kg
2-Hexanone	ND	24	ug/kg
Methylene chloride	**1.9 J**	**6.0**	**ug/kg**
4-Methyl-2-pentanone	ND	24	ug/kg
Styrene	ND	6.0	ug/kg
1,1,2,2-Tetrachloroethane	ND	6.0	ug/kg
Tetrachloroethene	ND	6.0	ug/kg
Toluene	**2.8 J**	**6.0**	**ug/kg**
1,1,1-Trichloroethane	ND	6.0	ug/kg
1,1,2-Trichloroethane	ND	6.0	ug/kg
Trichloroethene	**1.0 J**	**6.0**	**ug/kg**
Vinyl chloride	ND	6.0	ug/kg
Xylenes (total)	**1.2 J**	**12**	**ug/kg**

(Continued on next page)

Science Applications International Corp

Client Sample ID: SCFmw-005-0013-WS

GC/MS Volatiles

Lot-Sample #...: A9C310174-011 **Work Order #...:** K9C761A1 **Matrix.....:** SO

SURROGATE	PERCENT RECOVERY	RECOVERY LIMITS
Dibromofluoromethane	92	(50 - 150)
1,2-Dichloroethane-d4	97	(50 - 150)
Toluene-d8	94	(50 - 150)
4-Bromofluorobenzene	79	(50 - 150)

NOTE(S):

Results and reporting limits have been adjusted for dry weight.

J Estimated result. Result is less than RL.

Data File: \\cansvr11\dd\chem\MSV\a3ux8a.i\M90408A.b\UX86711.D
Report Date: 09-Apr-2009 00:45

TestAmerica North Canton

VOLATILE REPORT SW-846 Method 8260A/8260B

Data file : \\cansvr11\dd\chem\MSV\a3ux8a.i\M90408A.b\UX86711.D
Lab Smp Id: K9C761A1 Client Smp ID: SCFmw-005-0013-WS
Inj Date : 09-APR-2009 00:27
Operator : 402279 Inst ID: a3ux8a.i
Smp Info : K9C761A1,5G/5ML
Misc Info : M90408A,8260SUX8,1-8260.SUB,402279
Comment :
Method : \\cansvr11\dd\chem\MSV\a3ux8a.i\M90408A.b\8260SUX8.m
Meth Date : 08-Apr-2009 20:04 latat Quant Type: ISTD
Cal Date : 07-APR-2009 21:55 Cal File: UX86679.D
Als bottle: 16
Dil Factor: 1.00000
Integrator: HP RTE Compound Sublist: 1-8260.SUB
Target Version: 4.14
Processing Host: CANSVR11

Concentration Formula: Amt * DF * 1/Vo * CpndVariable

Name	Value	Description
DF	1.000	Dilution Factor
Vo	5.000	Sample Volume
Va	100.000	Injection Volume
Cpnd Variable		Local Compound Variable

Compounds	QUANT SIG MASS	RT	EXP RT	REL RT	RESPONSE	CONCENTRATIONS ON-COLUMN (ng)	FINAL (UG/KG)
* 1 Fluorobenzene	96	5.309	5.306	(1.000)	919755	250.000	
* 2 Chlorobenzene-d5	117	7.846	7.849	(1.000)	636792	250.000	
* 3 1,4-Dichlorobenzene-d4	152	10.042	10.039	(1.000)	231706	250.000	
$ 4 Dibromofluoromethane	113	4.786	4.789	(0.901)	145709	229.955	45.991
$ 5 1,2-Dichloroethane-d4	65	5.054	5.057	(0.952)	209072	242.459	48.492
$ 6 Toluene-d8	98	6.581	6.583	(1.239)	638344	234.626	46.925
$ 7 Bromofluorobenzene	95	8.929	8.926	(1.138)	192915	198.093	39.619
8 Dichlorodifluoromethane	85	Compound Not Detected.					
9 Chloromethane	50	Compound Not Detected.					
10 Vinyl Chloride	62	Compound Not Detected.					
11 Bromomethane	94	Compound Not Detected.					
12 Chloroethane	64	Compound Not Detected.					
13 Trichlorofluoromethane	101	Compound Not Detected.					
15 Acrolein	56	Compound Not Detected.					
16 Acetone	43	3.101	3.104	(0.584)	27869	13.5732	2.715
17 1,1-Dichloroethene	96	Compound Not Detected.					
18 Freon-113	151	Compound Not Detected.					
19 Iodomethane	142	Compound Not Detected.					
20 Carbon Disulfide	76	Compound Not Detected.					
21 Methylene Chloride	84	3.436	3.444	(0.647)	17618	8.02725	1.605

22 Acetonitrile	41	Compound Not Detected.
23 Acrylonitrile	53	Compound Not Detected.

Data File: \\cansvr11\dd\chem\MSV\a3ux8a.i\M90408A.b\UX86711.D
Report Date: 09-Apr-2009 00:45

	Compounds	QUANT SIG MASS	RT	EXP RT	REL RT	RESPONSE	CONCENTRATIONS ON-COLUMN (ng)	FINAL (UG/KG)
	24 Methyl tert-butyl ether	73	Compound Not Detected.					
	25 trans-1,2-Dichloroethene	96	Compound Not Detected.					
	26 Hexane	86	3.849	3.846	(0.725)	1008	5.27469	1.055
	27 Vinyl acetate	43	Compound Not Detected.					
	28 1,1-Dichloroethane	63	Compound Not Detected.					
	29 tert-Butyl Alcohol	59	Compound Not Detected.					
	30 2-Butanone	43	Compound Not Detected.					
M	31 1,2-Dichloroethene (total)	96	Compound Not Detected.					
	32 cis-1,2-dichloroethene	96	Compound Not Detected.					
	33 2,2-Dichloropropane	77	Compound Not Detected.					
	34 Bromochloromethane	128	Compound Not Detected.					
	35 Chloroform	83	Compound Not Detected.					
	36 Tetrahydrofuran	42	Compound Not Detected.					
	37 1,1,1-Trichloroethane	97	Compound Not Detected.					
	38 1,1-Dichloropropene	75	Compound Not Detected.					
	39 Carbon Tetrachloride	117	Compound Not Detected.					
	40 1,2-Dichloroethane	62	Compound Not Detected.					
	41 Benzene	78	Compound Not Detected.					
	42 Trichloroethene	130	5.595	5.592	(1.054)	3169	4.17202	0.8344
	43 1,2-Dichloropropane	63	Compound Not Detected.					
	44 1,4-Dioxane	88	Compound Not Detected.					
	45 Dibromomethane	93	Compound Not Detected.					
	46 Bromodichloromethane	83	Compound Not Detected.					
	47 2-Chloroethyl vinyl ether	63	Compound Not Detected.					
	48 cis-1,3-Dichloropropene	75	Compound Not Detected.					
	49 4-Methyl-2-pentanone	43	Compound Not Detected.					
	50 Toluene	91	6.635	6.638	(0.846)	34911	11.7134	2.343
	51 trans-1,3-Dichloropropene	75	Compound Not Detected.					
	52 Ethyl Methacrylate	69	Compound Not Detected.					
	53 1,1,2-Trichloroethane	97	Compound Not Detected.					
	54 1,3-Dichloropropane	76	Compound Not Detected.					
	55 Tetrachloroethene	164	Compound Not Detected.					
	56 2-Hexanone	43	Compound Not Detected.					
	57 Dibromochloromethane	129	Compound Not Detected.					
	58 1,2-Dibromoethane	107	Compound Not Detected.					
	59 Chlorobenzene	112	Compound Not Detected.					
	60 1,1,1,2-Tetrachloroethane	131	Compound Not Detected.					
	61 Ethylbenzene	106	Compound Not Detected.					
	62 m + p-Xylene	106	8.059	8.056	(1.027)	5158	3.77866	0.7557
M	63 Xylenes (total)	106				6681	4.92688	0.9854
	64 Xylene-o	106	8.430	8.433	(1.074)	1523	1.14822	0.2296
	65 Styrene	104	Compound Not Detected.					
	66 Bromoform	173	Compound Not Detected.					
	67 Isopropylbenzene	105	Compound Not Detected.					
	68 1,1,2,2-Tetrachloroethane	83	Compound Not Detected.					
	69 1,4-Dichloro-2-butene	53	Compound Not Detected.					
	70 1,2,3-Trichloropropane	110	Compound Not Detected.					
	71 Bromobenzene	156	Compound Not Detected.					
	72 n-Propylbenzene	120	Compound Not Detected.					
	73 2-Chlorotoluene	126	Compound Not Detected.					
	74 1,3,5-Trimethylbenzene	105	Compound Not Detected.					
	75 4-Chlorotoluene	126	Compound Not Detected.					

76	tert-Butylbenzene	119	Compound Not Detected.					
77	1,2,4-Trimethylbenzene	105	9.683	9.686 (0.964)		3514	1.62588	0.3252
78	sec-Butylbenzene	105	Compound Not Detected.					

Data File: \\cansvr11\dd\chem\MSV\a3ux8a.i\M90408A.b\UX86711.D
Report Date: 09-Apr-2009 00:45

Compounds	QUANT SIG MASS	RT	EXP RT	REL RT	RESPONSE	CONCENTRATIONS ON-COLUMN (ng)	FINAL (UG/KG)
79 4-Isopropyltoluene	119	Compound Not Detected.					
80 1,3-Dichlorobenzene	146	Compound Not Detected.					
81 1,4-Dichlorobenzene	146	Compound Not Detected.					
82 n-Butylbenzene	91	Compound Not Detected.					
83 1,2-Dichlorobenzene	146	Compound Not Detected.					
84 1,2-Dibromo-3-chloropropane	157	Compound Not Detected.					
85 1,2,4-Trichlorobenzene	180	Compound Not Detected.					
86 Hexachlorobutadiene	225	Compound Not Detected.					
87 Naphthalene	128	Compound Not Detected.					
88 1,2,3-Trichlorobenzene	180	Compound Not Detected.					
98 Cyclohexane	56	4.853	4.850	(0.914)	6010	2.30000	0.4600
143 Methyl Acetate	43	Compound Not Detected.					
144 Methylcyclohexane	83	5.741	5.744	(1.081)	9101	5.64726	1.129
141 1,3,5-Trichlorobenzene	180	Compound Not Detected.					
153 Vinyl Acetate-86	86	Compound Not Detected.					

Data File: \\cansvr11\dd\chem\MSV\a3ux8a.i\M90408A.b\UX86711.D
Report Date: 09-Apr-2009 00:45

TestAmerica North Canton

INTERNAL STANDARD COMPOUNDS
AREA AND RT SUMMARY

Instrument ID: a3ux8a.i
Lab File ID: UX86711.D
Lab Smp Id: K9C761A1
Analysis Type: VOA
Quant Type: ISTD
Operator: 402279
Method File: \\cansvr11\dd\chem\MSV\a3ux8a.i\M90408A.b\8260SUX8.m
Misc Info: M90408A,8260SUX8,1-8260.SUB,402279

Calibration Date: 08-APR-2009
Calibration Time: 18:24
Client Smp ID: SCFmw-005-0013-WS
Level: LOW
Sample Type: SOIL

		AREA LIMIT			
COMPOUND	STANDARD	LOWER	UPPER	SAMPLE	%DIFF
1 Fluorobenzene	1113993	556997	2227986	919755	-17.44
2 Chlorobenzene-d5	797134	398567	1594268	636792	-20.11
3 1,4-Dichlorobenze	368444	184222	736888	231706	-37.11

		RT LIMIT			
COMPOUND	STANDARD	LOWER	UPPER	SAMPLE	%DIFF
1 Fluorobenzene	5.31	4.81	5.81	5.31	0.06
2 Chlorobenzene-d5	7.85	7.35	8.35	7.85	-0.03
3 1,4-Dichlorobenze	10.04	9.54	10.54	10.04	0.03

AREA UPPER LIMIT = +100% of internal standard area.
AREA LOWER LIMIT = - 50% of internal standard area.
RT UPPER LIMIT = + 0.50 minutes of internal standard RT.
RT LOWER LIMIT = - 0.50 minutes of internal standard RT.

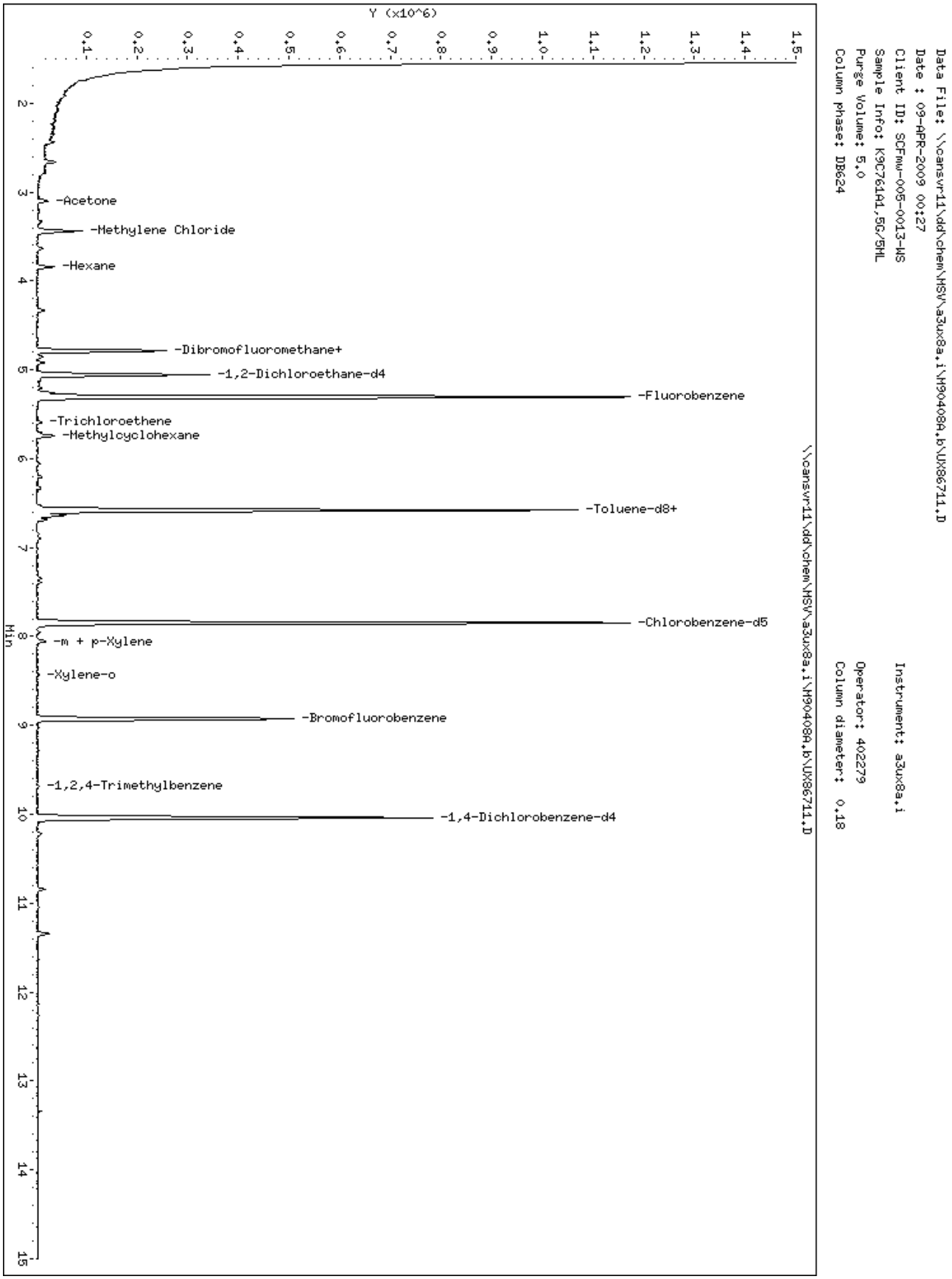
Data File: \\cansvr11\dd\chem\MSV\a3ux8a.i\M90408A.b\UX86711.D
Date : 09-APR-2009 00:27
Client ID: SCFmw-005-0013-WS
Sample Info: K9C761A1,5G/5ML
Purge Volume: 5.0
Column phase: DB624
Instrument: a3ux8a.i
Operator: 402279
Column diameter: 0.18
\\cansvr11\dd\chem\MSV\a3ux8a.i\M90408A.b\UX86711.D
Y (x10^6)
Min
-Acetone
-Methylene Chloride
-Hexane
-Dibromofluoromethane+
-1,2-Dichloroethane-d4
-Fluorobenzene
-Trichloroethene
-Methylcyclohexane
-Toluene-d8+
-Chlorobenzene-d5
-m + p-Xylene
-Xylene-o
-Bromofluorobenzene
-1,2,4-Trimethylbenzene
-1,4-Dichlorobenzene-d4

Data File: \\cansvr11\dd\chem\MSV\a3ux8a.i\M90408A.b\UX86711.D

Date : 09-APR-2009 00:27

Client ID: SCFmw-005-0013-WS | Instrument: a3ux8a.i

Sample Info: K9C761A1,5G/5ML

Purge Volume: 5.0 | Operator: 402279

Column phase: DB624 | Column diameter: 0.18

16 Acetone | Concentration: 2.715 UG/KG

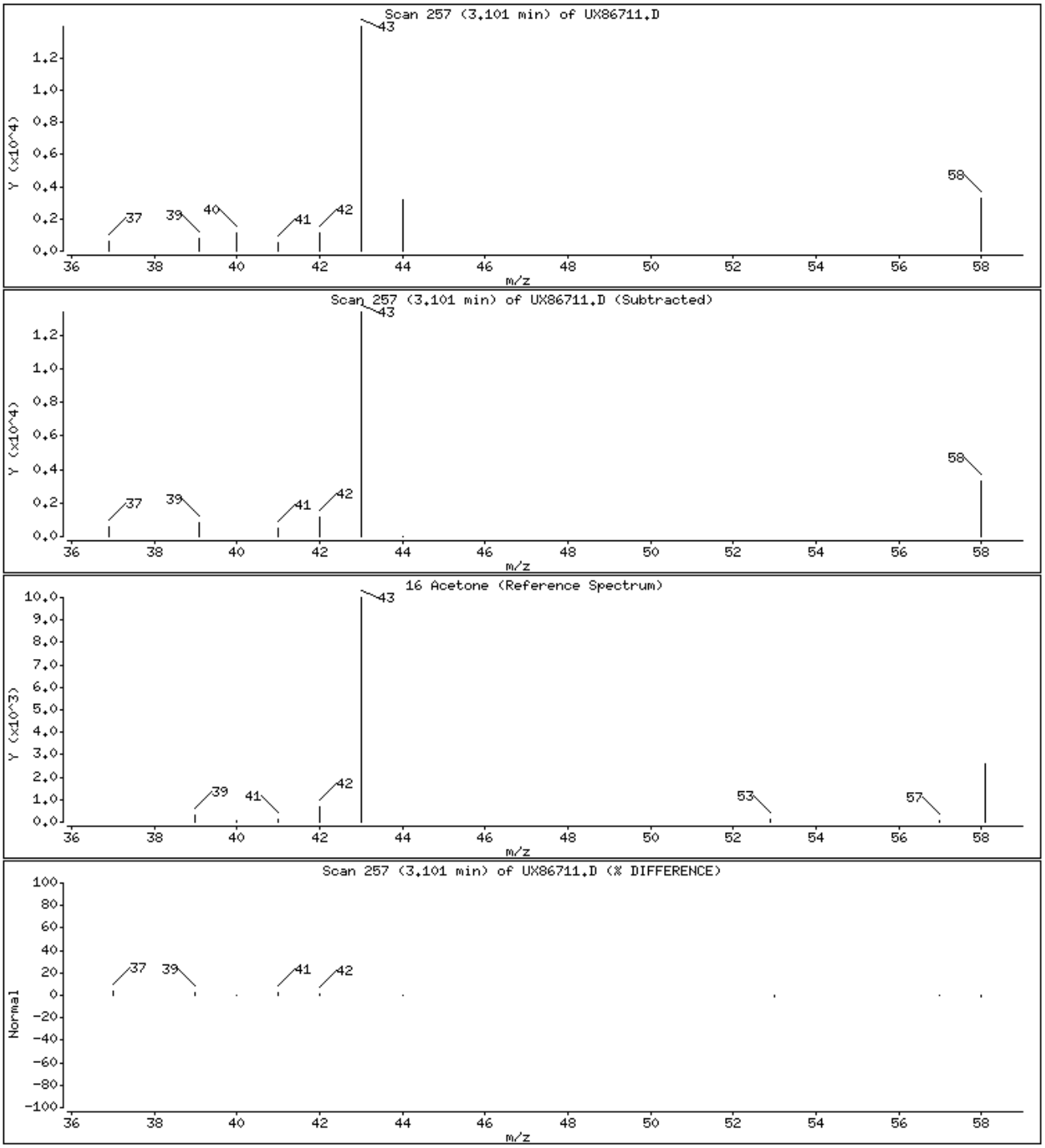

Data File: \\cansvr11\dd\chem\MSV\a3ux8a.i\M90408A.b\UX86711.D

Date : 09-APR-2009 00:27

Client ID: SCFmw-005-0013-WS | Instrument: a3ux8a.i

Sample Info: K9C761A1,5G/5ML

Purge Volume: 5.0 | Operator: 402279

Column phase: DB624 | Column diameter: 0.18

21 Methylene Chloride | Concentration: 1.605 UG/KG

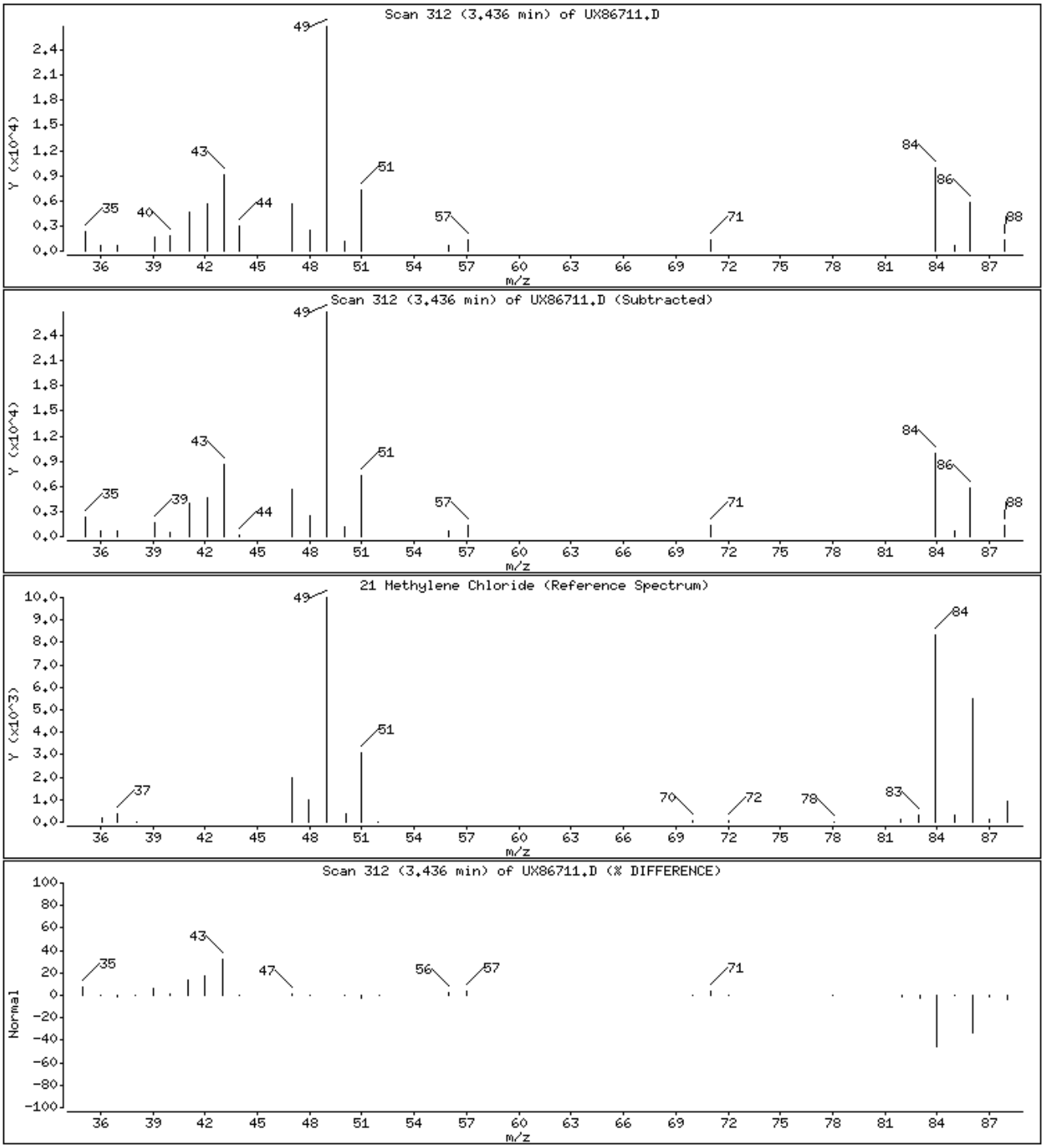

Data File: \\cansvr11\dd\chem\MSV\a3ux8a.i\M90408A.b\UX86711.D

Date : 09-APR-2009 00:27

Client ID: SCFmw-005-0013-WS | Instrument: a3ux8a.i

Sample Info: K9C761A1,5G/5ML

Purge Volume: 5.0 | Operator: 402279

Column phase: DB624 | Column diameter: 0.18

26 Hexane | Concentration: 1.055 UG/KG

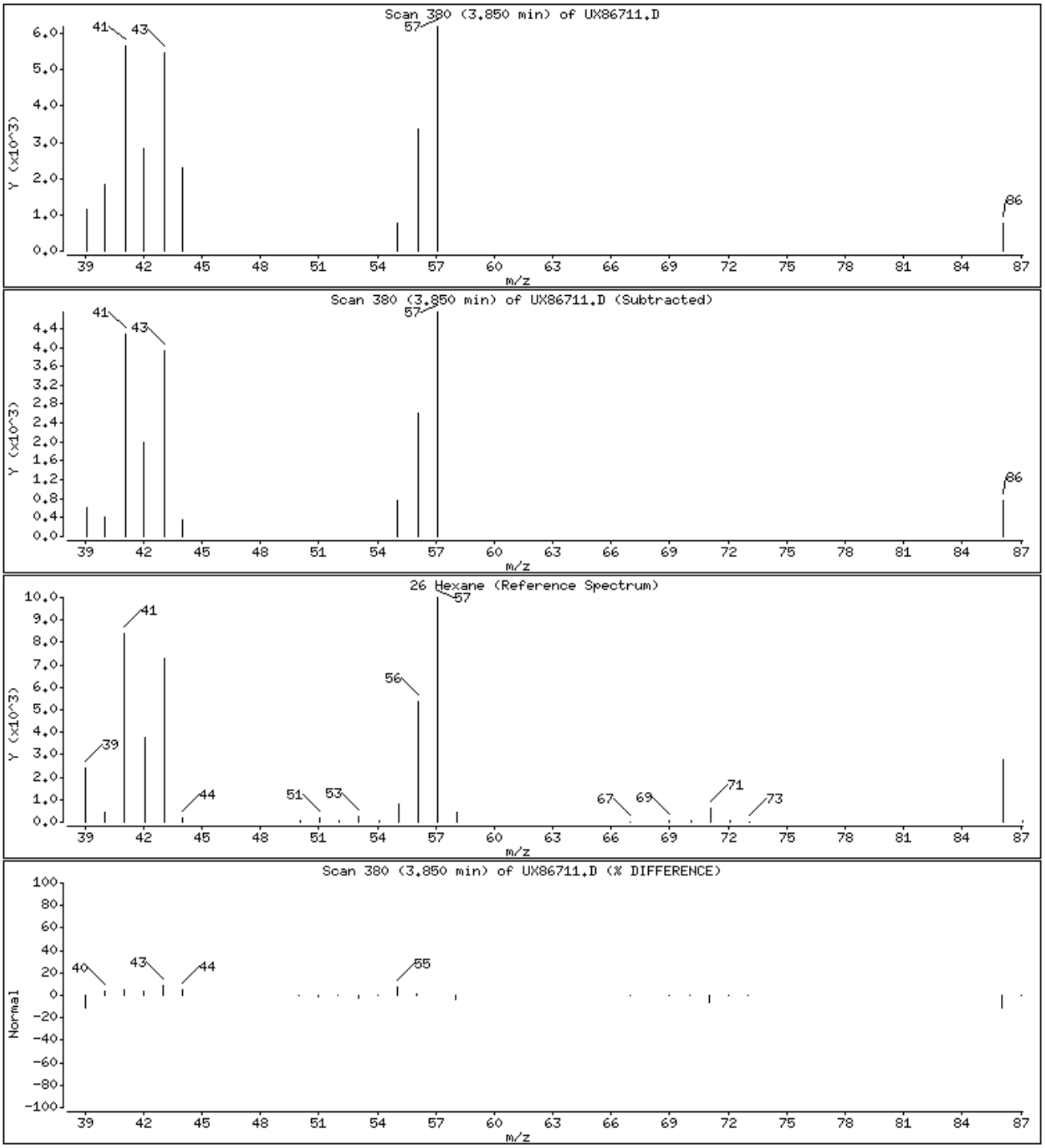

Data File: \\cansvr11\dd\chem\MSV\a3ux8a.i\M90408A.b\UX86711.D

Date : 09-APR-2009 00:27

Client ID: SCFmw-005-0013-WS | Instrument: a3ux8a.i

Sample Info: K9C761A1,5G/5ML

Purge Volume: 5.0 | Operator: 402279

Column phase: DB624 | Column diameter: 0.18

42 Trichloroethene | Concentration: 0.8344 UG/KG

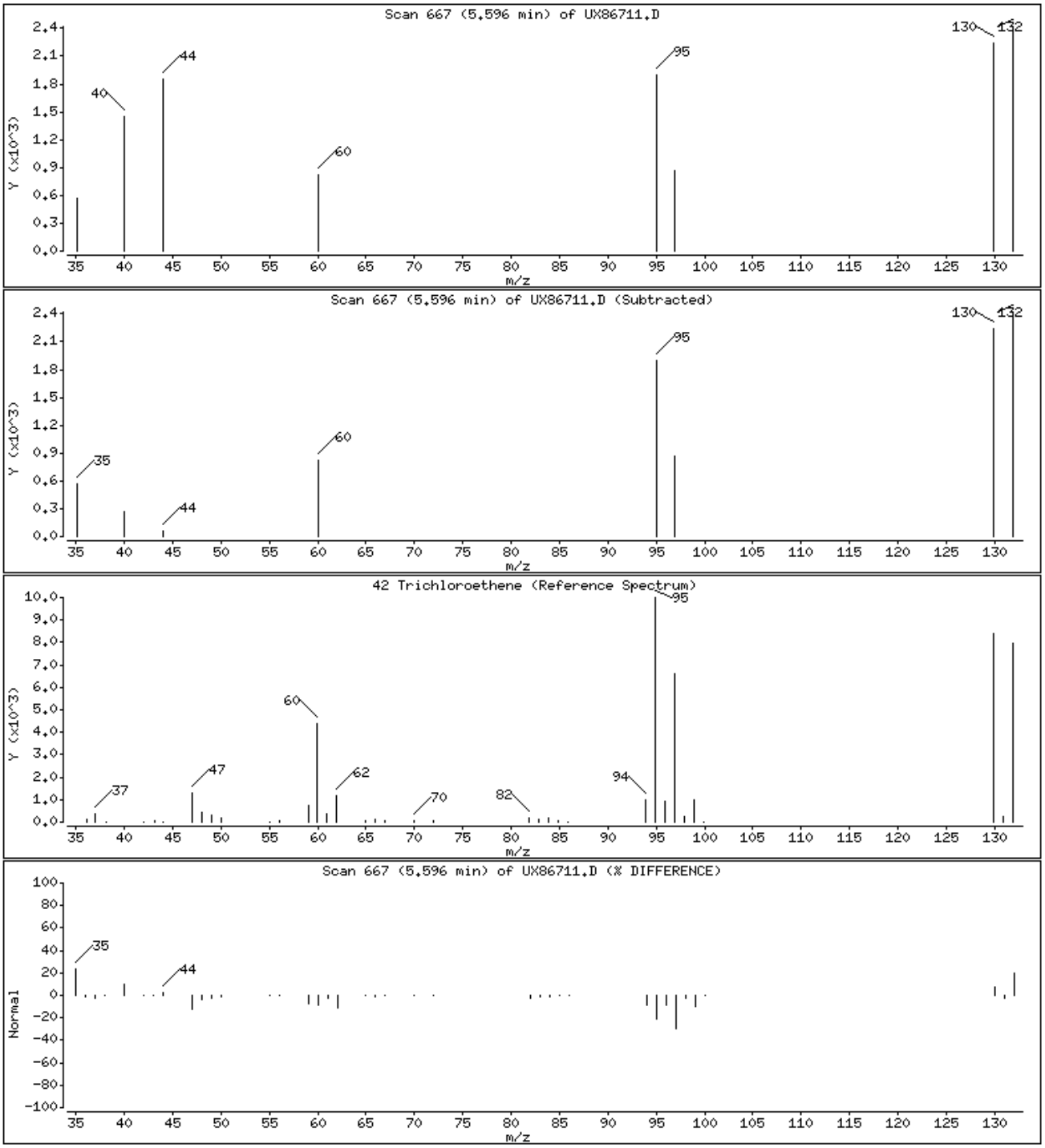

Data File: \\cansvr11\dd\chem\MSV\a3ux8a.i\M90408A.b\UX86711.D

Date : 09-APR-2009 00:27

Client ID: SCFmw-005-0013-WS | Instrument: a3ux8a.i

Sample Info: K9C761A1,5G/5ML

Purge Volume: 5.0 | Operator: 402279

Column phase: DB624 | Column diameter: 0.18

50 Toluene | Concentration: 2.343 UG/KG

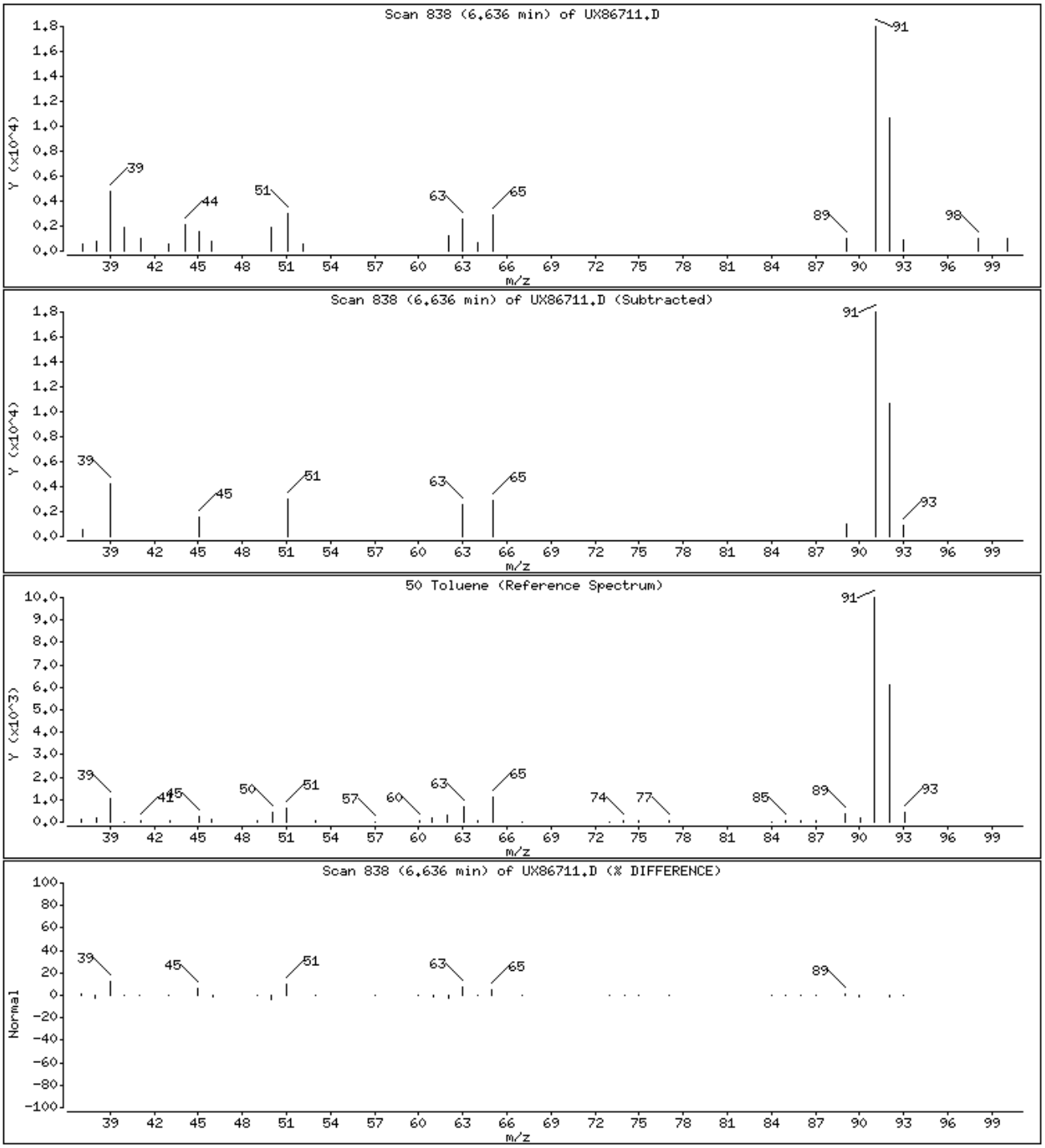

Data File: \\cansvr11\dd\chem\MSV\a3ux8a.i\M90408A.b\UX86711.D

Date : 09-APR-2009 00:27

Client ID: SCFmw-005-0013-WS Instrument: a3ux8a.i

Sample Info: K9C761A1,5G/5ML

Purge Volume: 5.0 Operator: 402279

Column phase: DB624 Column diameter: 0.18

62 m + p-Xylene Concentration: 0.7557 UG/KG

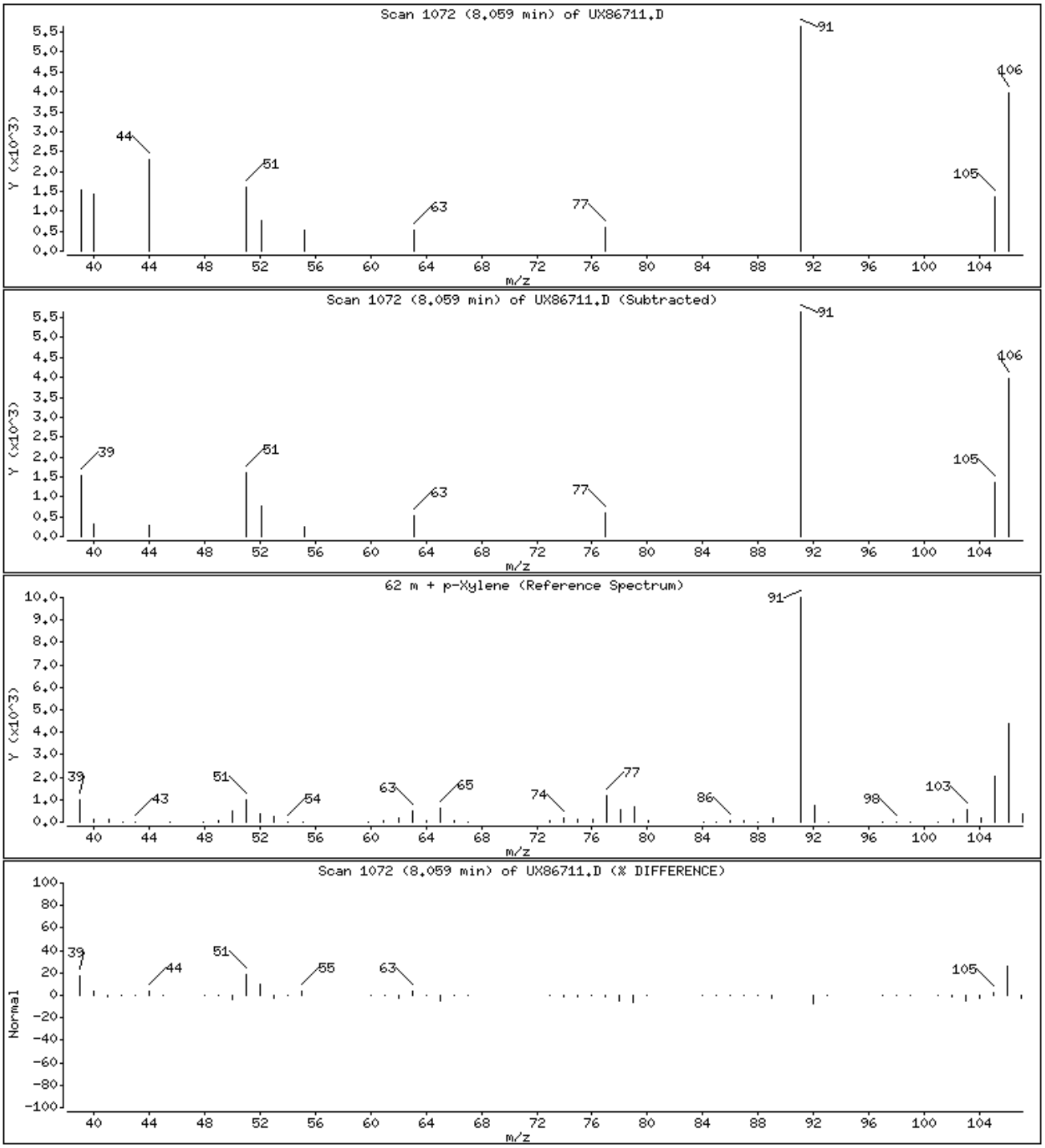

Data File: \\cansvr11\dd\chem\MSV\a3ux8a.i\M90408A.b\UX86711.D

Date : 09-APR-2009 00:27

Client ID: SCFmw-005-0013-WS Instrument: a3ux8a.i

Sample Info: K9C761A1,5G/5ML

Purge Volume: 5.0 Operator: 402279

Column phase: DB624 Column diameter: 0.18

64 Xylene-o Concentration: 0.2296 UG/KG

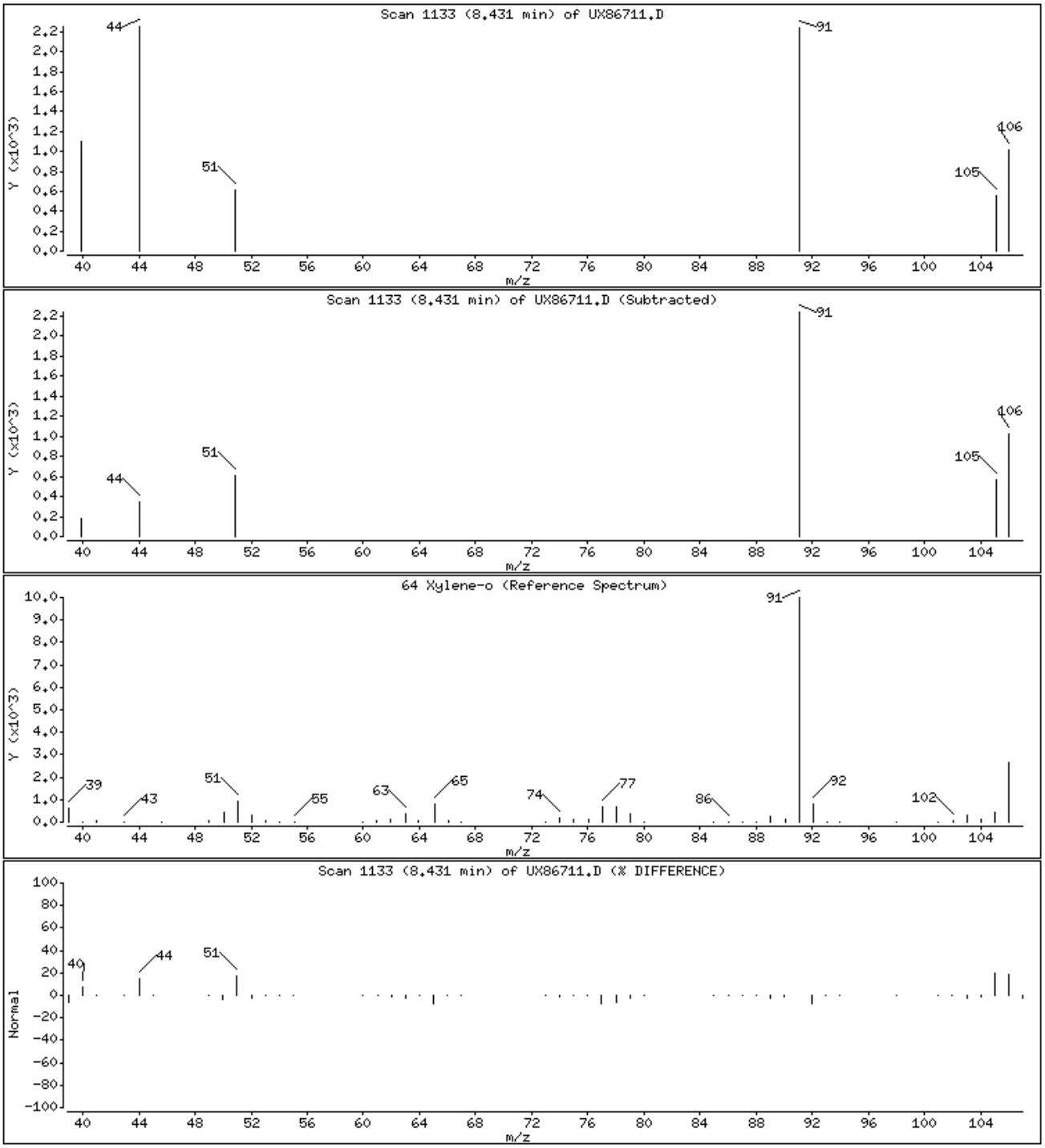

Data File: \\cansvr11\dd\chem\MSV\a3ux8a.i\M90408A.b\UX86711.D

Date : 09-APR-2009 00:27

Client ID: SCFmw-005-0013-WS | Instrument: a3ux8a.i

Sample Info: K9C761A1,5G/5ML

Purge Volume: 5.0 | Operator: 402279

Column phase: DB624 | Column diameter: 0.18

77 1,2,4-Trimethylbenzene | Concentration: 0.3252 UG/KG

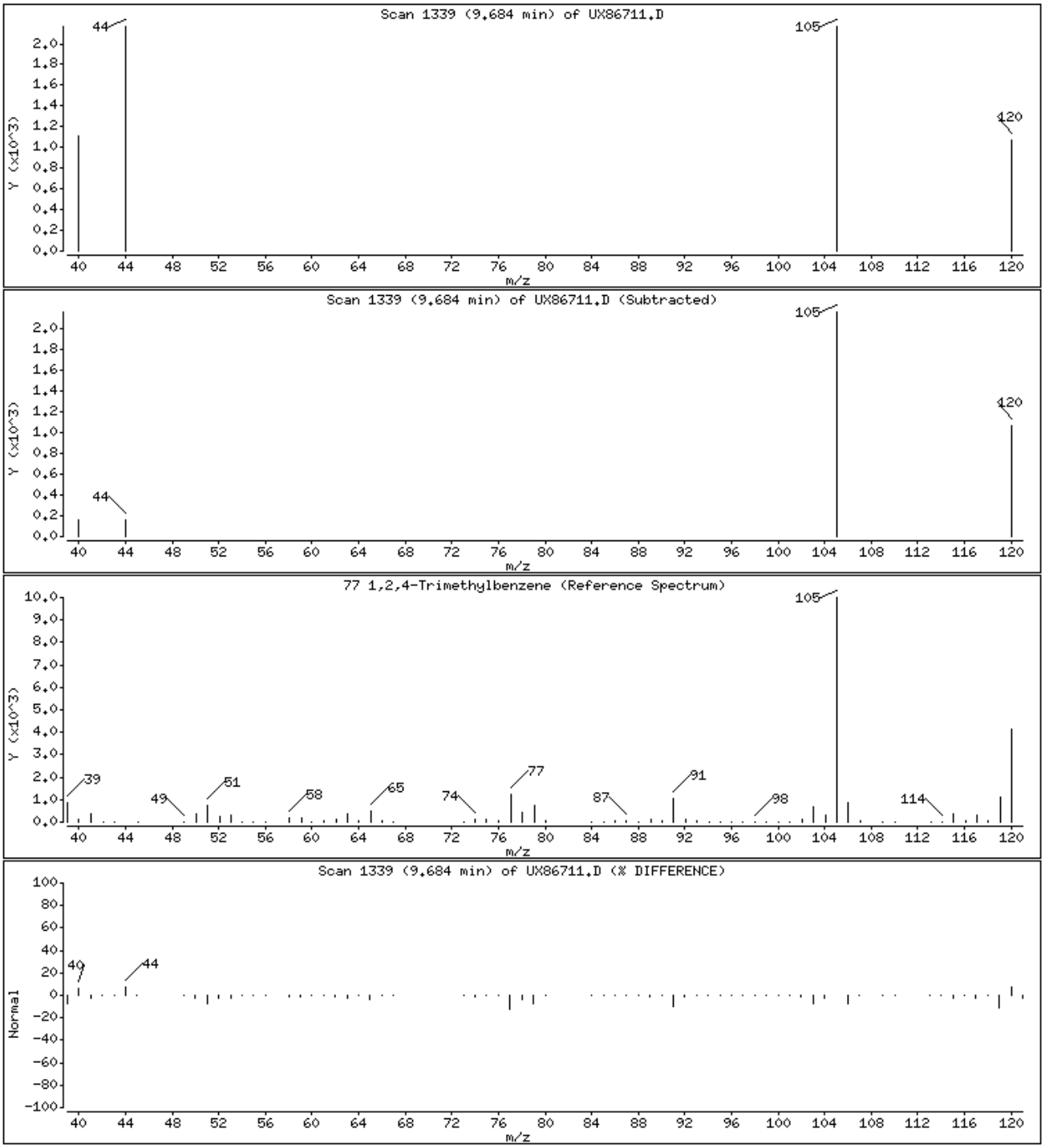

Data File: \\cansvr11\dd\chem\MSV\a3ux8a.i\M90408A.b\UX86711.D

Date : 09-APR-2009 00:27

Client ID: SCFmw-005-0013-WS Instrument: a3ux8a.i

Sample Info: K9C761A1,5G/5ML

Purge Volume: 5.0 Operator: 402279

Column phase: DB624 Column diameter: 0.18

98 Cyclohexane Concentration: 0.4600 UG/KG

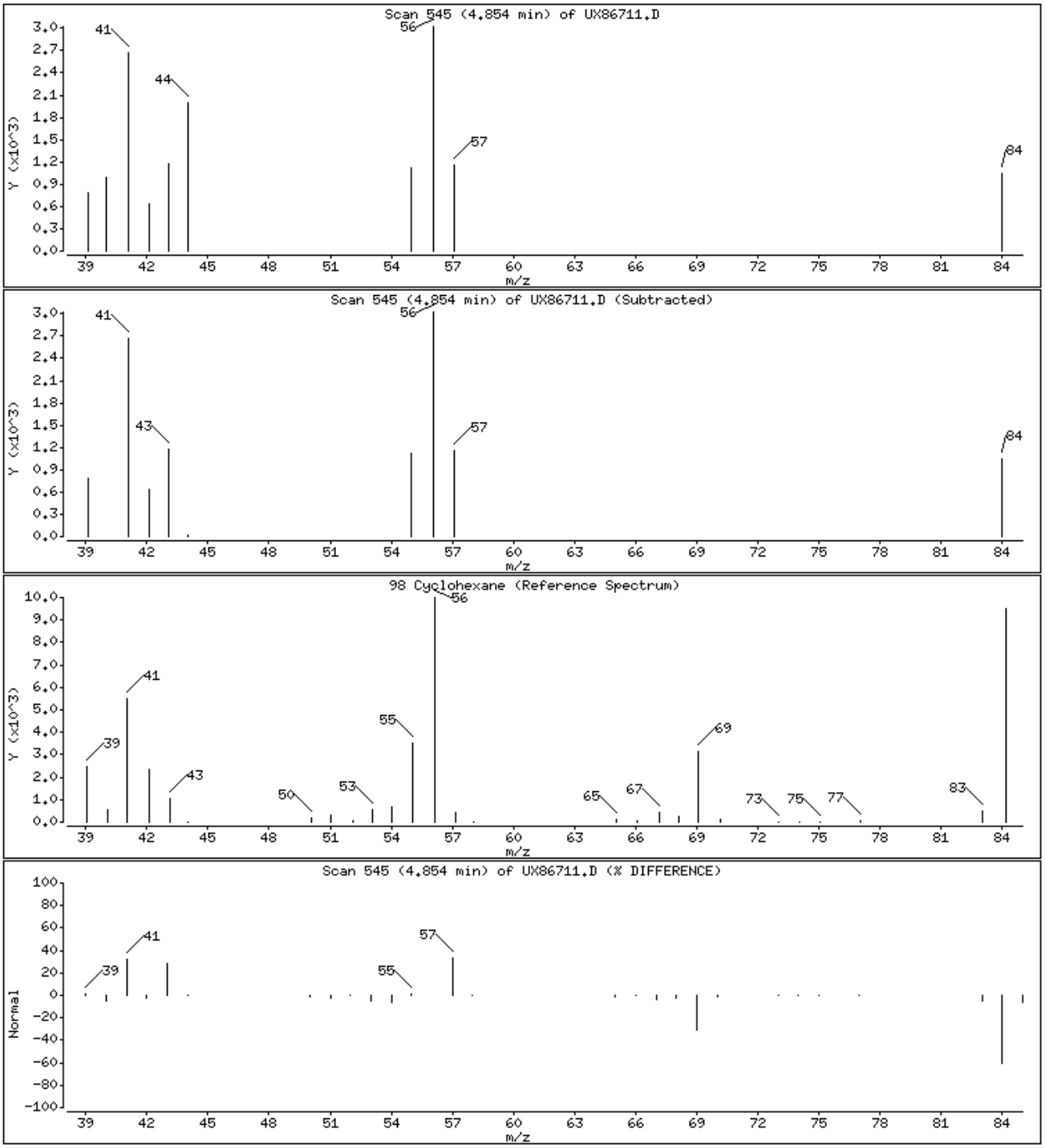

Data File: \\cansvr11\dd\chem\MSV\a3ux8a.i\M90408A.b\UX86711.D

Date : 09-APR-2009 00:27

Client ID: SCFmw-005-0013-WS | Instrument: a3ux8a.i

Sample Info: K9C761A1,5G/5ML

Purge Volume: 5.0 | Operator: 402279

Column phase: DB624 | Column diameter: 0.18

144 Methylcyclohexane | Concentration: 1.129 UG/KG

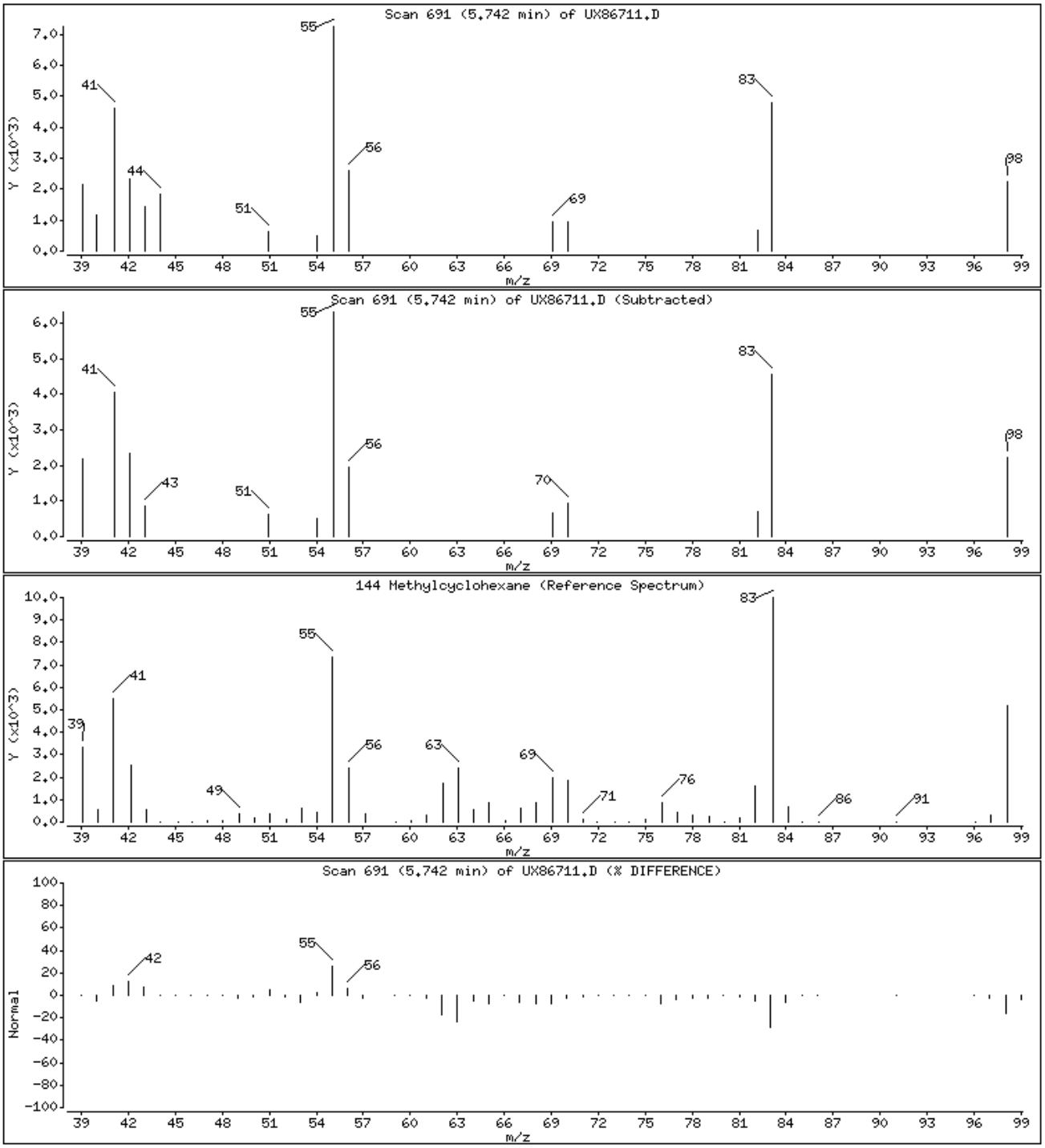

Science Applications International Corp

Client Sample ID: SCFmw-005-0013-WS

TCLP GC/MS Volatiles

Lot-Sample #...: A9C310174-011 **Work Order #...:** K9C761CD **Matrix.....:** SO
Date Sampled...: 03/27/09 17:05 **Date Received..:** 03/28/09
Leach Date.....: 04/01/09 **Prep Date.....:** 04/09/09 **Analysis Date..:** 04/09/09
Leach Batch #..: P909115 **Prep Batch #...:** 9099403
Dilution Factor: 1 **Initial Wgt/Vol:** 0.1 mL **Final Wgt/Vol..:** 5 mL
% Moisture.....: 17 **Method.....:** SW846 8260B

PARAMETER	RESULT	REPORTING LIMIT	UNITS
Benzene	ND	0.025	mg/L
2-Butanone (MEK)	ND	0.25	mg/L
Carbon tetrachloride	ND	0.025	mg/L
Chlorobenzene	ND	0.025	mg/L
Chloroform	ND	0.025	mg/L
1,2-Dichloroethane	ND	0.025	mg/L
1,1-Dichloroethylene	ND	0.070	mg/L
Tetrachloroethylene	ND	0.070	mg/L
Trichloroethylene	ND	0.050	mg/L
Vinyl chloride	ND	0.025	mg/L

SURROGATE	PERCENT RECOVERY	RECOVERY LIMITS
Dibromofluoromethane	101	(86 - 125)
1,2-Dichloroethane-d4	107	(80 - 122)
Toluene-d8	101	(90 - 122)
4-Bromofluorobenzene	93	(84 - 125)

NOTE(S):

Analysis performed in accordance with USEPA Toxicity Characteristic Leaching Procedure Method 1311

Data File: \\cansvr11\dd\chem\MSV\a3ux12.i\T90409A.b\UX125161.D
Report Date: 10-Apr-2009 14:19

TestAmerica North Canton

VOLATILE REPORT SW-846 Method 8260A/8260B

Data file : \\cansvr11\dd\chem\MSV\a3ux12.i\T90409A.b\UX125161.D
Lab Smp Id: K9C761CD Client Smp ID: SCFmw-005-0013-WS
Inj Date : 09-APR-2009 22:51
Operator : 1903 Inst ID: a3ux12.i
Smp Info : K9C761CD,0.1ML/5ML
Misc Info : T90409A,8260MIUX12,1-8260GM.SUB,1903
Comment   :
Method   : \\cansvr11\dd\chem\MSV\a3ux12.i\T90409A.b\8260MIUX12.m
Meth Date : 09-Apr-2009 17:04 laveyt Quant Type: ISTD
Cal Date : 01-APR-2009 17:16 Cal File: UX124993.D
Als bottle: 17
Dil Factor: 1.00000
Integrator: HP RTE Compound Sublist: 1-8260GM.SUB
Target Version: 4.14
Processing Host: CANPMSV16

Concentration Formula: Amt * DF * 1/Vo * CpndVariable

Name	Value	Description
DF	1.000	Dilution Factor
Vo	0.10000	Sample volume
Va	100.000	Injection Volume
Cpnd Variable		Local Compound Variable

	Compounds	QUANT SIG MASS	RT	EXP RT	REL RT	RESPONSE	CONCENTRATIONS ON-COLUMN (ng)	FINAL (ug/L)
* 1	Fluorobenzene	96	5.454	5.454	(1.000)	600785	100.000	
* 2	Chlorobenzene-d5	117	8.140	8.140	(1.000)	543242	100.000	
* 3	1,4-Dichlorobenzene-d4	152	10.376	10.376	(1.000)	287528	100.000	
$ 4	Dibromofluoromethane	113	4.898	4.898	(0.898)	142680	122.107	1221.1
$ 5	1,2-Dichloroethane-d4	65	5.182	5.182	(0.950)	181728	129.004	1290.0
$ 6	Toluene-d8	98	6.815	6.815	(0.837)	610467	122.521	1225.2
$ 7	Bromofluorobenzene	95	9.252	9.240	(1.137)	237774	111.958	1119.6
8	Dichlorodifluoromethane	85	Compound Not Detected.					
9	Chloromethane	50	Compound Not Detected.					
10	Vinyl Chloride	62	Compound Not Detected.					
11	Bromomethane	94	Compound Not Detected.					
12	Chloroethane	64	Compound Not Detected.					
13	Trichlorofluoromethane	101	Compound Not Detected.					
16	Acetone	43	Compound Not Detected.					
17	1,1-Dichloroethene	61	Compound Not Detected.					
18	Freon-113	101	Compound Not Detected.					
20	Carbon Disulfide	76	Compound Not Detected.					
21	Methylene Chloride	84	Compound Not Detected.					
24	Methyl tert-butyl ether	73	Compound Not Detected.					
25	trans-1,2-Dichloroethene	61	Compound Not Detected.					

28	1,1-Dichloroethane	63	Compound Not Detected.
30	2-Butanone	43	Compound Not Detected.

Data File: \\cansvr11\dd\chem\MSV\a3ux12.i\T90409A.b\UX125161.D
Report Date: 10-Apr-2009 14:19

	Compounds	QUANT SIG MASS	RT	EXP RT	REL RT	RESPONSE	CONCENTRATIONS ON-COLUMN (ng)	FINAL (ug/L)
M	31 1,2-Dichloroethene (total)	61	Compound Not Detected.					
	32 cis-1,2-dichloroethene	61	Compound Not Detected.					
	35 Chloroform	83	Compound Not Detected.					
	37 1,1,1-Trichloroethane	97	Compound Not Detected.					
	39 Carbon Tetrachloride	117	Compound Not Detected.					
	40 1,2-Dichloroethane	62	Compound Not Detected.					
	41 Benzene	78	Compound Not Detected.					
	42 Trichloroethene	130	Compound Not Detected.					
	43 1,2-Dichloropropane	63	Compound Not Detected.					
	46 Bromodichloromethane	83	Compound Not Detected.					
	48 cis-1,3-Dichloropropene	75	Compound Not Detected.					
	49 4-Methyl-2-pentanone	43	Compound Not Detected.					
	50 Toluene	91	6.862	6.874	(0.843)	3512	0.53689	5.369
	51 trans-1,3-Dichloropropene	75	Compound Not Detected.					
	53 1,1,2-Trichloroethane	97	Compound Not Detected.					
	55 Tetrachloroethene	164	Compound Not Detected.					
	56 2-Hexanone	43	Compound Not Detected.					
	57 Dibromochloromethane	129	Compound Not Detected.					
	58 1,2-Dibromoethane	107	Compound Not Detected.					
	59 Chlorobenzene	112	Compound Not Detected.					
	61 Ethylbenzene	91	Compound Not Detected.					
	62 m + p-Xylene	91	Compound Not Detected.					
M	63 Xylenes (total)	91	Compound Not Detected.					
	64 Xylene-o	91	Compound Not Detected.					
	65 Styrene	104	Compound Not Detected.					
	66 Bromoform	173	Compound Not Detected.					
	67 Isopropylbenzene	105	Compound Not Detected.					
	68 1,1,2,2-Tetrachloroethane	83	Compound Not Detected.					
	80 1,3-Dichlorobenzene	146	Compound Not Detected.					
	81 1,4-Dichlorobenzene	146	Compound Not Detected.					
	83 1,2-Dichlorobenzene	146	Compound Not Detected.					
	85 1,2,4-Trichlorobenzene	180	Compound Not Detected.					
	98 Cyclohexane	56	Compound Not Detected.					
	143 Methyl Acetate	43	Compound Not Detected.					
	144 Methylcyclohexane	83	Compound Not Detected.					
	84 1,2-Dibromo-3-chloropropane	157	Compound Not Detected.					

Data File: \\cansvr11\dd\chem\MSV\a3ux12.i\T90409A.b\UX125161.D
Report Date: 10-Apr-2009 14:19

TestAmerica North Canton

INTERNAL STANDARD COMPOUNDS
AREA AND RT SUMMARY

Instrument ID: a3ux12.i
Lab File ID: UX125161.D
Lab Smp Id: K9C761CD
Analysis Type: VOA
Quant Type: ISTD
Operator: 1903
Method File: \\cansvr11\dd\chem\MSV\a3ux12.i\T90409A.b\8260MIUX12.m
Misc Info: T90409A,8260MIUX12,1-8260GM.SUB,1903

Calibration Date: 09-APR-2009
Calibration Time: 16:48
Client Smp ID: SCFmw-005-0013-WS
Level: LOW
Sample Type: WATER

		AREA LIMIT			
COMPOUND	STANDARD	LOWER	UPPER	SAMPLE	%DIFF
1 Fluorobenzene	631882	315941	1263764	600785	-4.92
2 Chlorobenzene-d5	561051	280526	1122102	543242	-3.17
3 1,4-Dichlorobenze	314684	157342	629368	287528	-8.63

		RT LIMIT			
COMPOUND	STANDARD	LOWER	UPPER	SAMPLE	%DIFF
1 Fluorobenzene	5.45	4.95	5.95	5.45	-0.00
2 Chlorobenzene-d5	8.14	7.64	8.64	8.14	-0.00
3 1,4-Dichlorobenze	10.38	9.88	10.88	10.38	-0.00

AREA UPPER LIMIT = +100% of internal standard area.
AREA LOWER LIMIT = - 50% of internal standard area.
RT UPPER LIMIT = + 0.50 minutes of internal standard RT.
RT LOWER LIMIT = - 0.50 minutes of internal standard RT.

Data File: \\cansvr11\dd\chem\MSV\a3ux12.i\T90409A.b\UX125161.D
Date : 09-APR-2009 22:51
Client ID: SCFmw-005-0013-WS
Instrument: a3ux12.i
Sample Info: K9C761CD,0.1ML/5ML
Purge Volume: 0.1
Operator: 1903
Column phase: DB624
Column diameter: 0.18

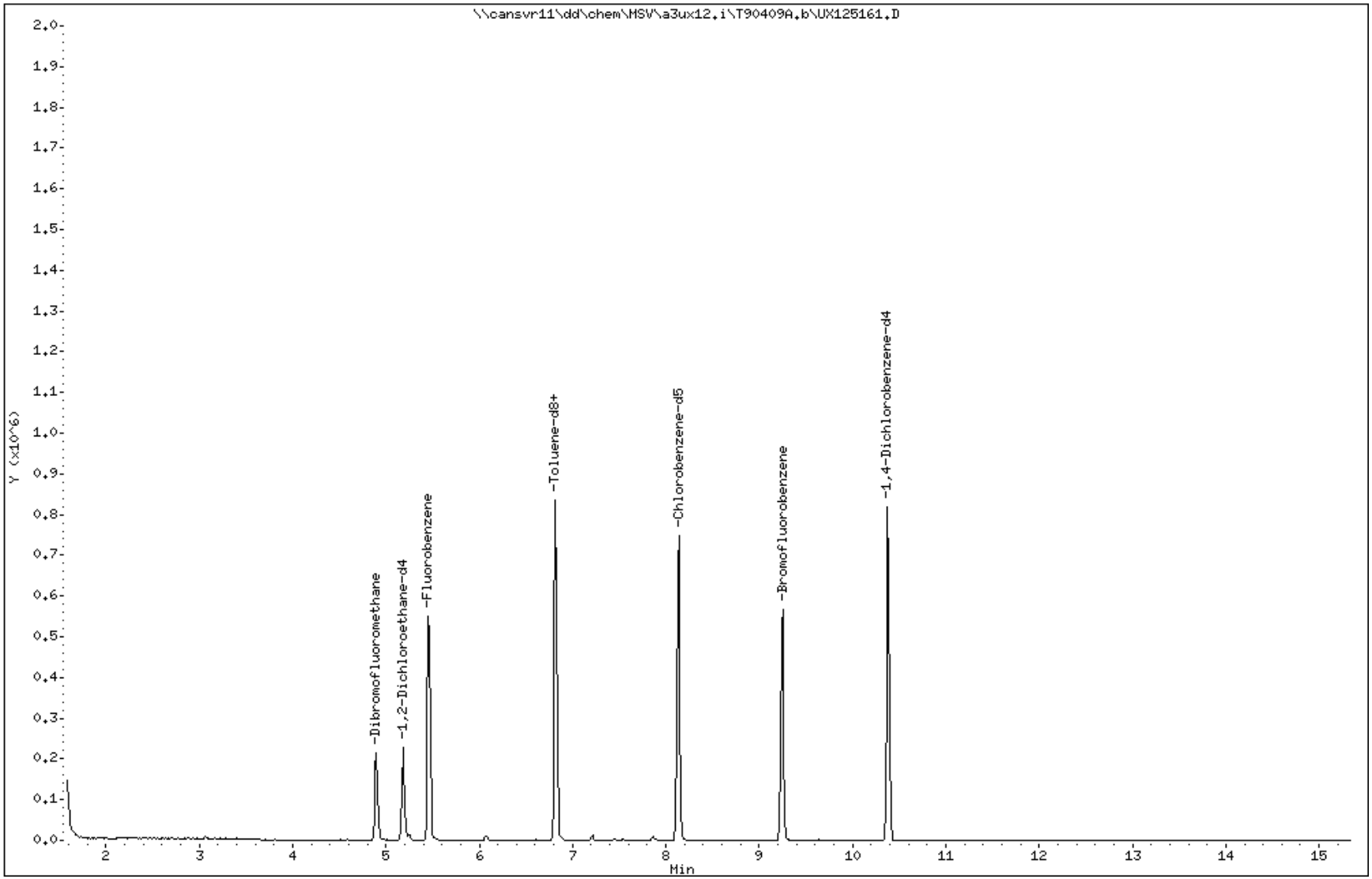

Data File: \\cansvr11\dd\chem\MSV\a3ux12.i\T90409A.b\UX125161.D

Date : 09-APR-2009 22:51

Client ID: SCFmw-005-0013-WS | Instrument: a3ux12.i

Sample Info: K9C761CD,0.1ML/5ML

Purge Volume: 0.1 | Operator: 1903

Column phase: DB624 | Column diameter: 0.18

50 Toluene | Concentration: 5.369 ug/L

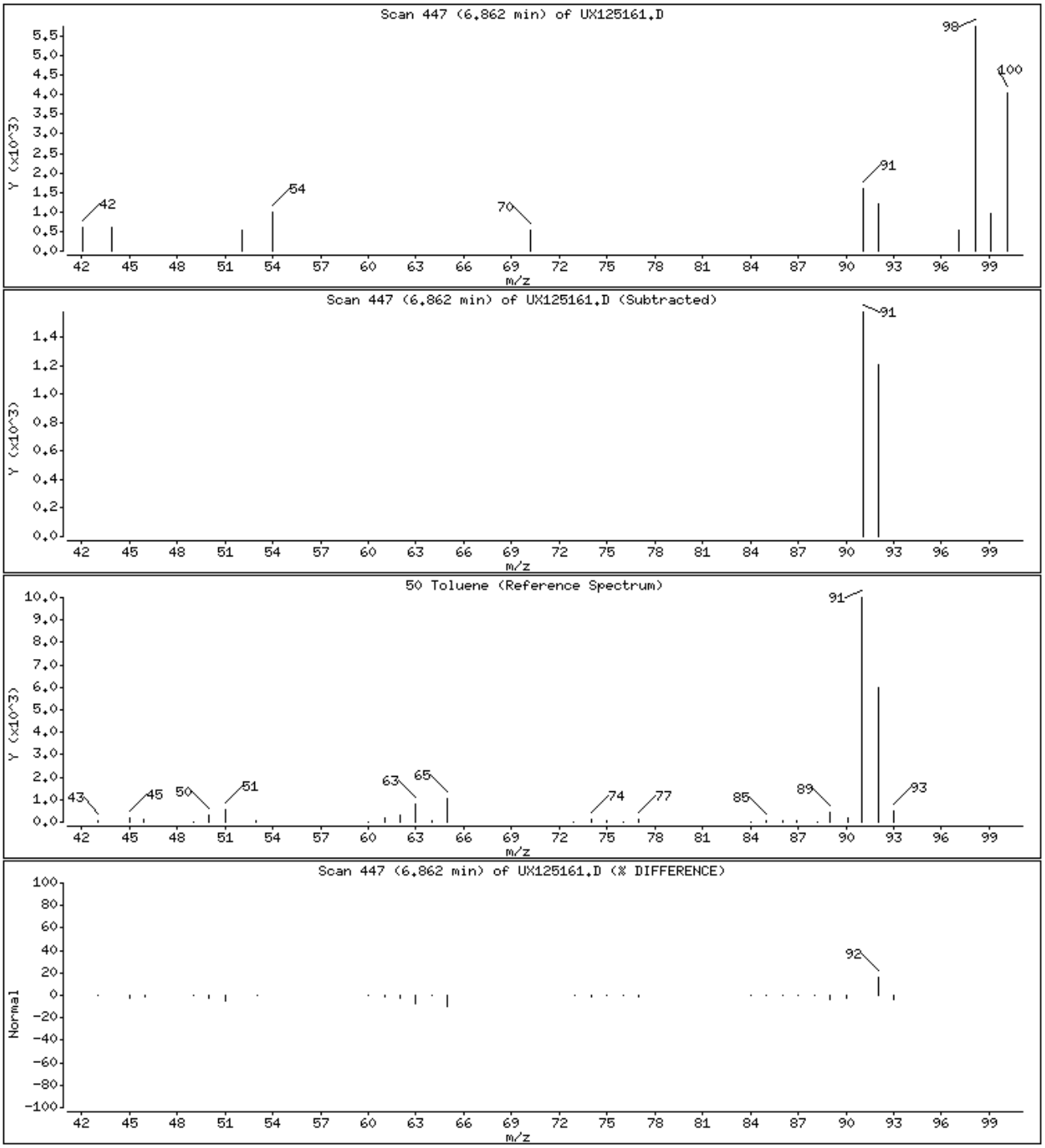

Science Applications International Corp

Client Sample ID: SCFmw-006-0014-WS

GC/MS Volatiles

Lot-Sample #...: A9C310174-012 **Work Order #...:** K9C771A1 **Matrix.....:** SO
Date Sampled...: 03/27/09 16:00 **Date Received..:** 03/28/09
Prep Date.....: 04/09/09 **Analysis Date..:** 04/09/09
Prep Batch #...: 9098535
Dilution Factor: 1 **Initial Wgt/Vol:** 5 g **Final Wgt/Vol..:** 5 mL
% Moisture.....: 19 **Method.....:** SW846 8260B

PARAMETER	RESULT	REPORTING LIMIT	UNITS
Acetone	**8.3 J**	**25**	**ug/kg**
Benzene	ND	6.2	ug/kg
Bromochloromethane	ND	6.2	ug/kg
Bromodichloromethane	ND	6.2	ug/kg
Bromoform	ND	6.2	ug/kg
Bromomethane	ND	6.2	ug/kg
2-Butanone	ND	25	ug/kg
Carbon disulfide	ND	6.2	ug/kg
Carbon tetrachloride	ND	6.2	ug/kg
Chlorobenzene	ND	6.2	ug/kg
Dibromochloromethane	ND	6.2	ug/kg
Chloroethane	ND	6.2	ug/kg
Chloroform	ND	6.2	ug/kg
Chloromethane	ND	6.2	ug/kg
1,2-Dibromoethane	ND	6.2	ug/kg
1,1-Dichloroethane	ND	6.2	ug/kg
1,2-Dichloroethane	ND	6.2	ug/kg
1,1-Dichloroethene	ND	6.2	ug/kg
1,2-Dichloroethene (total)	ND	6.2	ug/kg
1,2-Dichloropropane	ND	6.2	ug/kg
cis-1,3-Dichloropropene	ND	6.2	ug/kg
trans-1,3-Dichloropropene	ND	6.2	ug/kg
Ethylbenzene	**0.45 J**	**6.2**	**ug/kg**
2-Hexanone	ND	25	ug/kg
Methylene chloride	**1.2 J**	**6.2**	**ug/kg**
4-Methyl-2-pentanone	ND	25	ug/kg
Styrene	ND	6.2	ug/kg
1,1,2,2-Tetrachloroethane	ND	6.2	ug/kg
Tetrachloroethene	ND	6.2	ug/kg
Toluene	**0.76 J**	**6.2**	**ug/kg**
1,1,1-Trichloroethane	ND	6.2	ug/kg
1,1,2-Trichloroethane	ND	6.2	ug/kg
Trichloroethene	ND	6.2	ug/kg
Vinyl chloride	ND	6.2	ug/kg
Xylenes (total)	ND	12	ug/kg

(Continued on next page)

Science Applications International Corp

Client Sample ID: SCFmw-006-0014-WS

GC/MS Volatiles

Lot-Sample #...: A9C310174-012 **Work Order #...:** K9C771A1 **Matrix.....:** SO

SURROGATE	PERCENT RECOVERY	RECOVERY LIMITS
Dibromofluoromethane	100	(50 - 150)
1,2-Dichloroethane-d4	109	(50 - 150)
Toluene-d8	100	(50 - 150)
4-Bromofluorobenzene	87	(50 - 150)

NOTE(S):

Results and reporting limits have been adjusted for dry weight.

J Estimated result. Result is less than RL.

Data File: \\cansvr11\dd\chem\MSV\a3ux8a.i\M90408A.b\UX86712.D
Report Date: 09-Apr-2009 14:53

TestAmerica North Canton

VOLATILE REPORT SW-846 Method 8260A/8260B

Data file : \\cansvr11\dd\chem\MSV\a3ux8a.i\M90408A.b\UX86712.D
Lab Smp Id: K9C771A1 Client Smp ID: SCFmw-006-0014-WS
Inj Date : 09-APR-2009 00:51
Operator : 402279 Inst ID: a3ux8a.i
Smp Info : K9C771A1,5G/5ML
Misc Info : M90408A,8260SUX8,1-8260.SUB,402279
Comment :
Method : \\cansvr11\dd\chem\MSV\a3ux8a.i\M90408A.b\8260SUX8.m
Meth Date : 08-Apr-2009 20:04 latat Quant Type: ISTD
Cal Date : 07-APR-2009 21:55 Cal File: UX86679.D
Als bottle: 17
Dil Factor: 1.00000
Integrator: HP RTE Compound Sublist: 1-8260.SUB
Target Version: 4.14
Processing Host: CANSVR11

Concentration Formula: Amt * DF * 1/Vo * CpndVariable

Name	Value	Description
DF	1.000	Dilution Factor
Vo	5.000	Sample Volume
Va	100.000	Injection Volume
Cpnd Variable		Local Compound Variable

Compounds	QUANT SIG MASS	RT	EXP RT	REL RT	RESPONSE	CONCENTRATIONS ON-COLUMN (ng)	FINAL (UG/KG)
* 1 Fluorobenzene	96	5.306	5.306	(1.000)	870099	250.000	
* 2 Chlorobenzene-d5	117	7.849	7.849	(1.000)	642140	250.000	
* 3 1,4-Dichlorobenzene-d4	152	10.039	10.039	(1.000)	258118	250.000	
$ 4 Dibromofluoromethane	113	4.783	4.789	(0.901)	150584	251.211	50.242
$ 5 1,2-Dichloroethane-d4	65	5.057	5.057	(0.953)	222770	273.088	54.618
$ 6 Toluene-d8	98	6.577	6.583	(1.240)	643716	250.103	50.021
$ 7 Bromofluorobenzene	95	8.926	8.926	(1.137)	213971	217.885	43.577
8 Dichlorodifluoromethane	85	Compound Not Detected.					
9 Chloromethane	50	Compound Not Detected.					
10 Vinyl Chloride	62	Compound Not Detected.					
11 Bromomethane	94	Compound Not Detected.					
12 Chloroethane	64	Compound Not Detected.					
13 Trichlorofluoromethane	101	Compound Not Detected.					
15 Acrolein	56	Compound Not Detected.					
16 Acetone	43	3.098	3.104	(0.584)	34497	33.6348	6.727
17 1,1-Dichloroethene	96	Compound Not Detected.					
18 Freon-113	151	Compound Not Detected.					
19 Iodomethane	142	Compound Not Detected.					
20 Carbon Disulfide	76	Compound Not Detected.					
21 Methylene Chloride	84	3.444	3.444	(0.649)	14164	4.80890	0.9618

22 Acetonitrile	41	3.335	3.335 (0.629)	6388	34.5120	6.902
23 Acrylonitrile	53	Compound Not Detected.				

Data File: \\cansvr11\dd\chem\MSV\a3ux8a.i\M90408A.b\UX86712.D
Report Date: 09-Apr-2009 14:53

	Compounds	QUANT SIG MASS	RT	EXP RT	REL RT	RESPONSE	CONCENTRATIONS ON-COLUMN (ng)	FINAL (UG/KG)
	24 Methyl tert-butyl ether	73	Compound Not Detected.					
	25 trans-1,2-Dichloroethene	96	Compound Not Detected.					
	26 Hexane	86	Compound Not Detected.					
	27 Vinyl acetate	43	Compound Not Detected.					
	28 1,1-Dichloroethane	63	Compound Not Detected.					
	29 tert-Butyl Alcohol	59	Compound Not Detected.					
	30 2-Butanone	43	Compound Not Detected.					
M	31 1,2-Dichloroethene (total)	96	Compound Not Detected.					
	32 cis-1,2-dichloroethene	96	Compound Not Detected.					
	33 2,2-Dichloropropane	77	Compound Not Detected.					
	34 Bromochloromethane	128	Compound Not Detected.					
	35 Chloroform	83	Compound Not Detected.					
	36 Tetrahydrofuran	42	Compound Not Detected.					
	37 1,1,1-Trichloroethane	97	Compound Not Detected.					
	38 1,1-Dichloropropene	75	Compound Not Detected.					
	39 Carbon Tetrachloride	117	Compound Not Detected.					
	40 1,2-Dichloroethane	62	Compound Not Detected.					
	41 Benzene	78	Compound Not Detected.					
	42 Trichloroethene	130	Compound Not Detected.					
	43 1,2-Dichloropropane	63	Compound Not Detected.					
	44 1,4-Dioxane	88	Compound Not Detected.					
	45 Dibromomethane	93	Compound Not Detected.					
	46 Bromodichloromethane	83	Compound Not Detected.					
	47 2-Chloroethyl vinyl ether	63	Compound Not Detected.					
	48 cis-1,3-Dichloropropene	75	Compound Not Detected.					
	49 4-Methyl-2-pentanone	43	Compound Not Detected.					
	50 Toluene	91	6.638	6.638	(0.846)	9260	3.08104	0.6162
	51 trans-1,3-Dichloropropene	75	Compound Not Detected.					
	52 Ethyl Methacrylate	69	Compound Not Detected.					
	53 1,1,2-Trichloroethane	97	Compound Not Detected.					
	54 1,3-Dichloropropane	76	Compound Not Detected.					
	55 Tetrachloroethene	164	Compound Not Detected.					
	56 2-Hexanone	43	Compound Not Detected.					
	57 Dibromochloromethane	129	Compound Not Detected.					
	58 1,2-Dibromoethane	107	Compound Not Detected.					
	59 Chlorobenzene	112	Compound Not Detected.					
	60 1,1,1,2-Tetrachloroethane	131	Compound Not Detected.					
	61 Ethylbenzene	106	7.958	7.952	(1.014)	2072	1.83900	0.3678
	62 m + p-Xylene	106	8.062	8.056	(1.027)	4454	3.23574	0.6471
M	63 Xylenes (total)	106				4454	3.23574	0.6471
	64 Xylene-o	106	Compound Not Detected.					
	65 Styrene	104	Compound Not Detected.					
	66 Bromoform	173	Compound Not Detected.					
	67 Isopropylbenzene	105	Compound Not Detected.					
	68 1,1,2,2-Tetrachloroethane	83	Compound Not Detected.					
	69 1,4-Dichloro-2-butene	53	Compound Not Detected.					
	70 1,2,3-Trichloropropane	110	Compound Not Detected.					
	71 Bromobenzene	156	Compound Not Detected.					
	72 n-Propylbenzene	120	Compound Not Detected.					
	73 2-Chlorotoluene	126	Compound Not Detected.					
	74 1,3,5-Trimethylbenzene	105	Compound Not Detected.					
	75 4-Chlorotoluene	126	Compound Not Detected.					

76	tert-Butylbenzene	119	Compound Not Detected.
77	1,2,4-Trimethylbenzene	105	Compound Not Detected.

Data File: \\cansvr11\dd\chem\MSV\a3ux8a.i\M90408A.b\UX86712.D
Report Date: 09-Apr-2009 14:53

Compounds	QUANT SIG MASS	RT	EXP RT	REL RT	RESPONSE	CONCENTRATIONS ON-COLUMN (ng)	CONCENTRATIONS FINAL (UG/KG)
78 sec-Butylbenzene	105	Compound Not Detected.					
79 4-Isopropyltoluene	119	Compound Not Detected.					
80 1,3-Dichlorobenzene	146	Compound Not Detected.					
81 1,4-Dichlorobenzene	146	Compound Not Detected.					
82 n-Butylbenzene	91	Compound Not Detected.					
83 1,2-Dichlorobenzene	146	Compound Not Detected.					
84 1,2-Dibromo-3-chloropropane	157	Compound Not Detected.					
85 1,2,4-Trichlorobenzene	180	Compound Not Detected.					
86 Hexachlorobutadiene	225	Compound Not Detected.					
87 Naphthalene	128	Compound Not Detected.					
88 1,2,3-Trichlorobenzene	180	Compound Not Detected.					
98 Cyclohexane	56	Compound Not Detected.					
143 Methyl Acetate	43	Compound Not Detected.					
144 Methylcyclohexane	83	Compound Not Detected.					
141 1,3,5-Trichlorobenzene	180	Compound Not Detected.					
153 Vinyl Acetate-86	86	Compound Not Detected.					

Data File: \\cansvr11\dd\chem\MSV\a3ux8a.i\M90408A.b\UX86712.D
Report Date: 09-Apr-2009 14:53

TestAmerica North Canton

INTERNAL STANDARD COMPOUNDS
AREA AND RT SUMMARY

Instrument ID: a3ux8a.i
Lab File ID: UX86712.D
Lab Smp Id: K9C771A1
Analysis Type: VOA
Quant Type: ISTD
Operator: 402279
Method File: \\cansvr11\dd\chem\MSV\a3ux8a.i\M90408A.b\8260SUX8.m
Misc Info: M90408A,8260SUX8,1-8260.SUB,402279

Calibration Date: 08-APR-2009
Calibration Time: 18:24
Client Smp ID: SCFmw-006-0014-WS
Level: LOW
Sample Type: SOIL

		AREA LIMIT			
COMPOUND	STANDARD	LOWER	UPPER	SAMPLE	%DIFF
1 Fluorobenzene	1113993	556997	2227986	870099	-21.89
2 Chlorobenzene-d5	797134	398567	1594268	642140	-19.44
3 1,4-Dichlorobenze	368444	184222	736888	258118	-29.94

		RT LIMIT			
COMPOUND	STANDARD	LOWER	UPPER	SAMPLE	%DIFF
1 Fluorobenzene	5.31	4.81	5.81	5.31	0.00
2 Chlorobenzene-d5	7.85	7.35	8.35	7.85	0.00
3 1,4-Dichlorobenze	10.04	9.54	10.54	10.04	0.00

AREA UPPER LIMIT = +100% of internal standard area.
AREA LOWER LIMIT = - 50% of internal standard area.
RT UPPER LIMIT = + 0.50 minutes of internal standard RT.
RT LOWER LIMIT = - 0.50 minutes of internal standard RT.

Data File: \\cansvr11\dd\chem\MSV\a3ux8a.i\M90408A.b\UX86712.D
Date : 09-APR-2009 00:51
Client ID: SCFmw-006-0014-WS
Instrument: a3ux8a.i
Sample Info: K9C771A1,5G/5ML
Purge Volume: 5.0
Operator: 402279
Column phase: DB624
Column diameter: 0.18

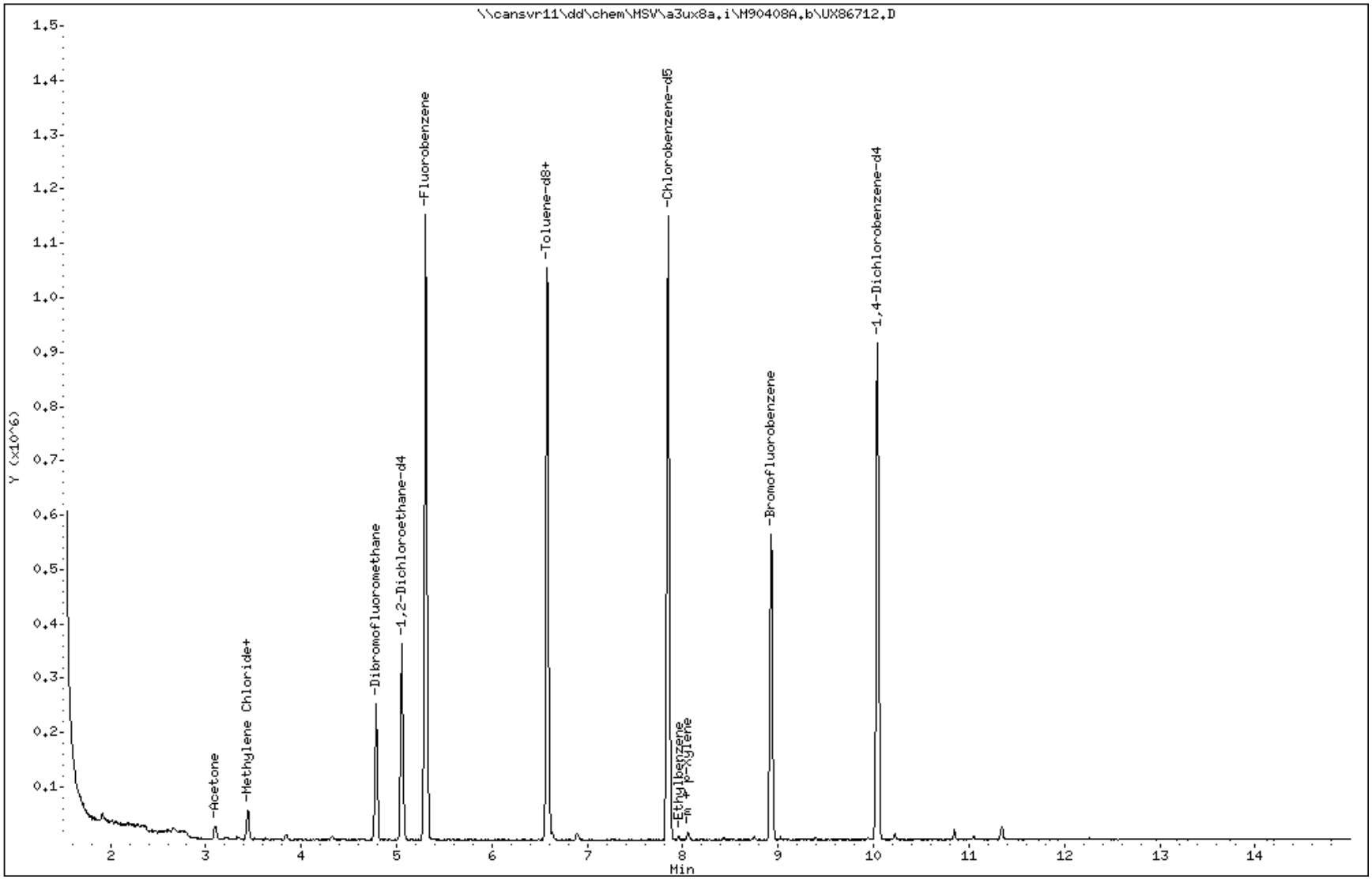

Data File: \\cansvr11\dd\chem\MSV\a3ux8a.i\M90408A.b\UX86712.D

Date : 09-APR-2009 00:51

Client ID: SCFmw-006-0014-WS | Instrument: a3ux8a.i

Sample Info: K9C771A1,5G/5ML

Purge Volume: 5.0 | Operator: 402279

Column phase: DB624 | Column diameter: 0.18

16 Acetone | Concentration: 6.727 UG/KG

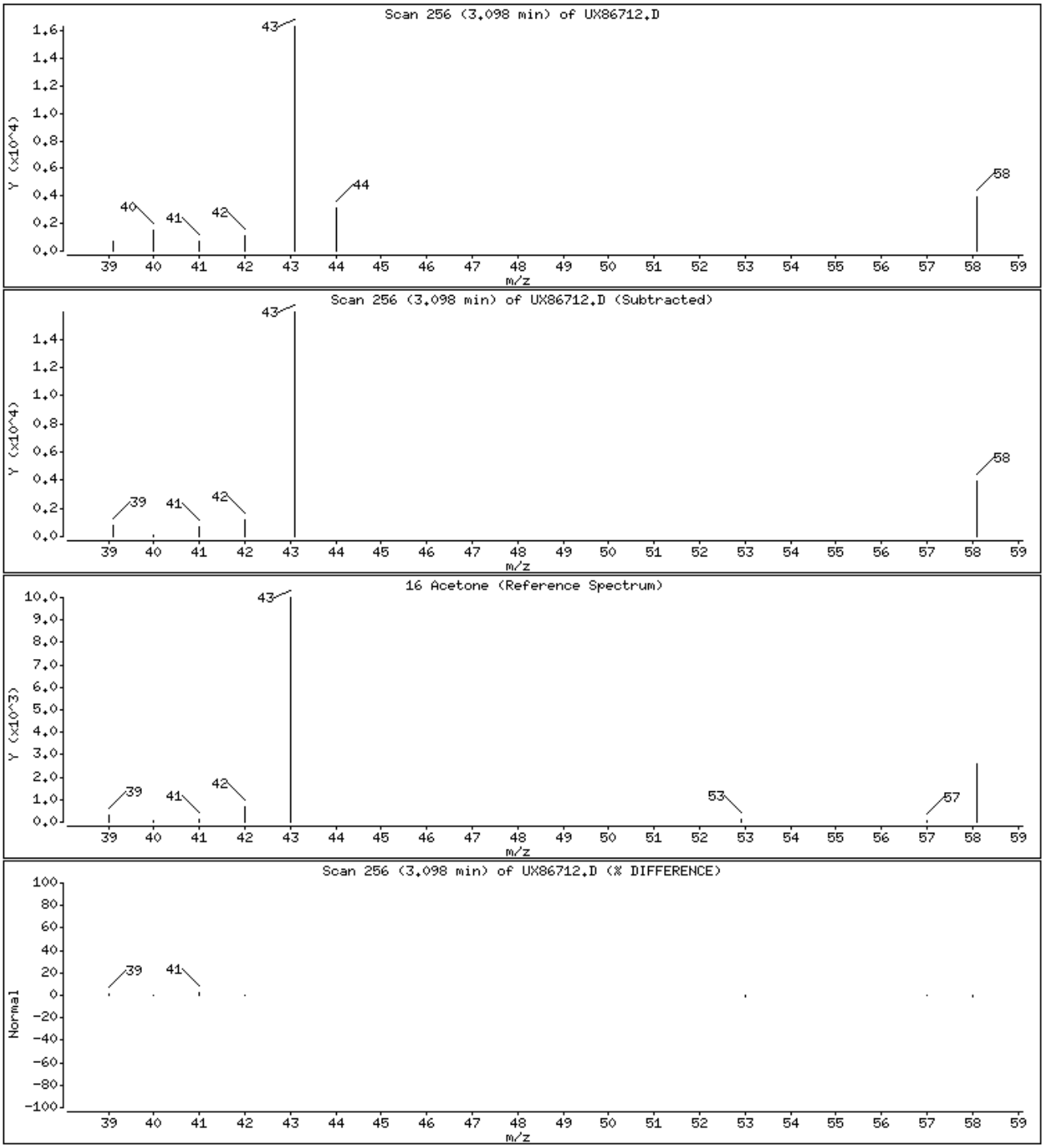

Data File: \\cansvr11\dd\chem\MSV\a3ux8a.i\M90408A.b\UX86712.D

Date : 09-APR-2009 00:51

Client ID: SCFmw-006-0014-WS | Instrument: a3ux8a.i

Sample Info: K9C771A1,5G/5ML

Purge Volume: 5.0 | Operator: 402279

Column phase: DB624 | Column diameter: 0.18

21 Methylene Chloride | Concentration: 0.9618 UG/KG

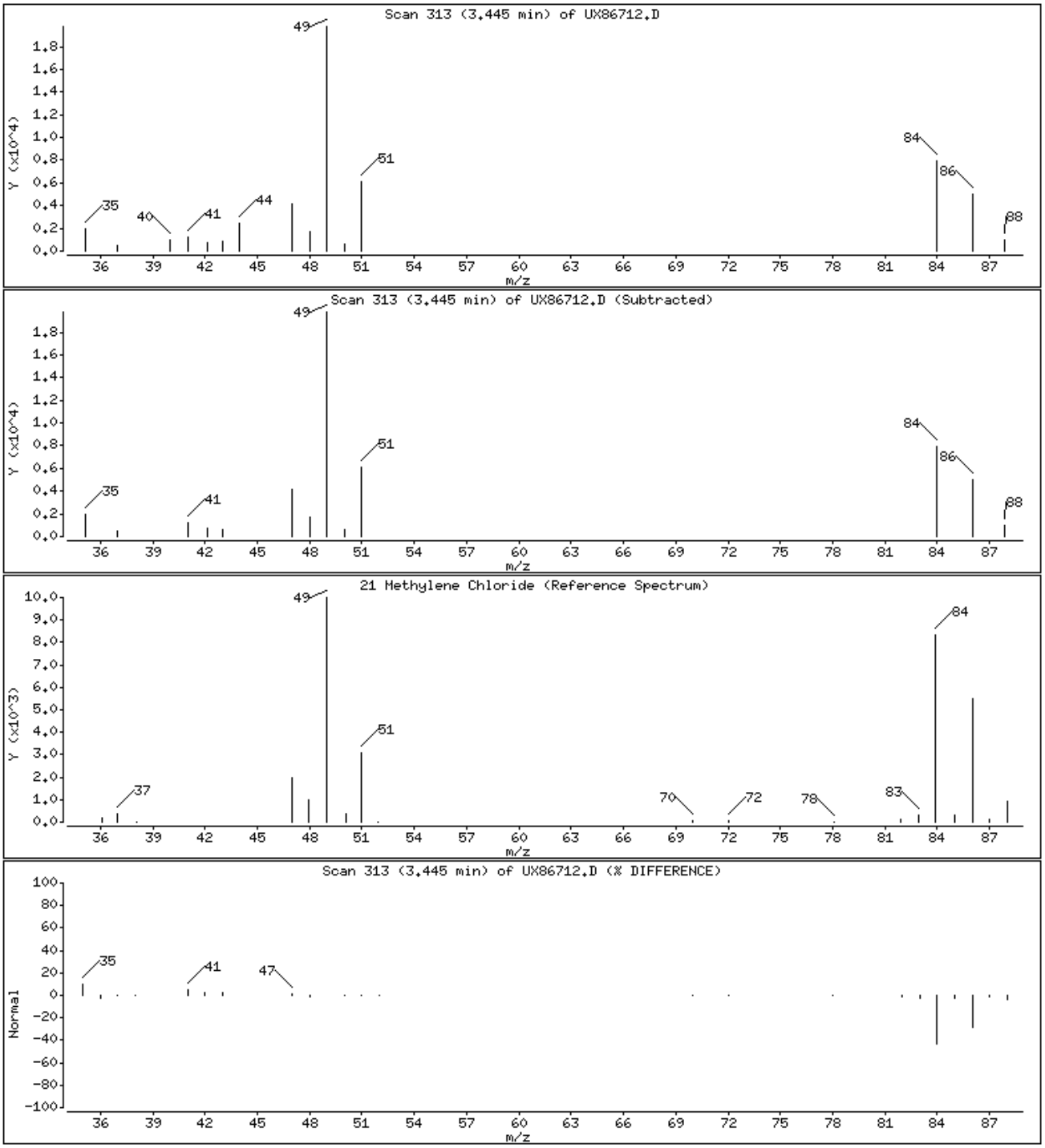

Data File: \\cansvr11\dd\chem\MSV\a3ux8a.i\M90408A.b\UX86712.D

Date : 09-APR-2009 00:51

Client ID: SCFmw-006-0014-WS | Instrument: a3ux8a.i

Sample Info: K9C771A1,5G/5ML

Purge Volume: 5.0 | Operator: 402279

Column phase: DB624 | Column diameter: 0.18

22 Acetonitrile | Concentration: 6.902 UG/KG

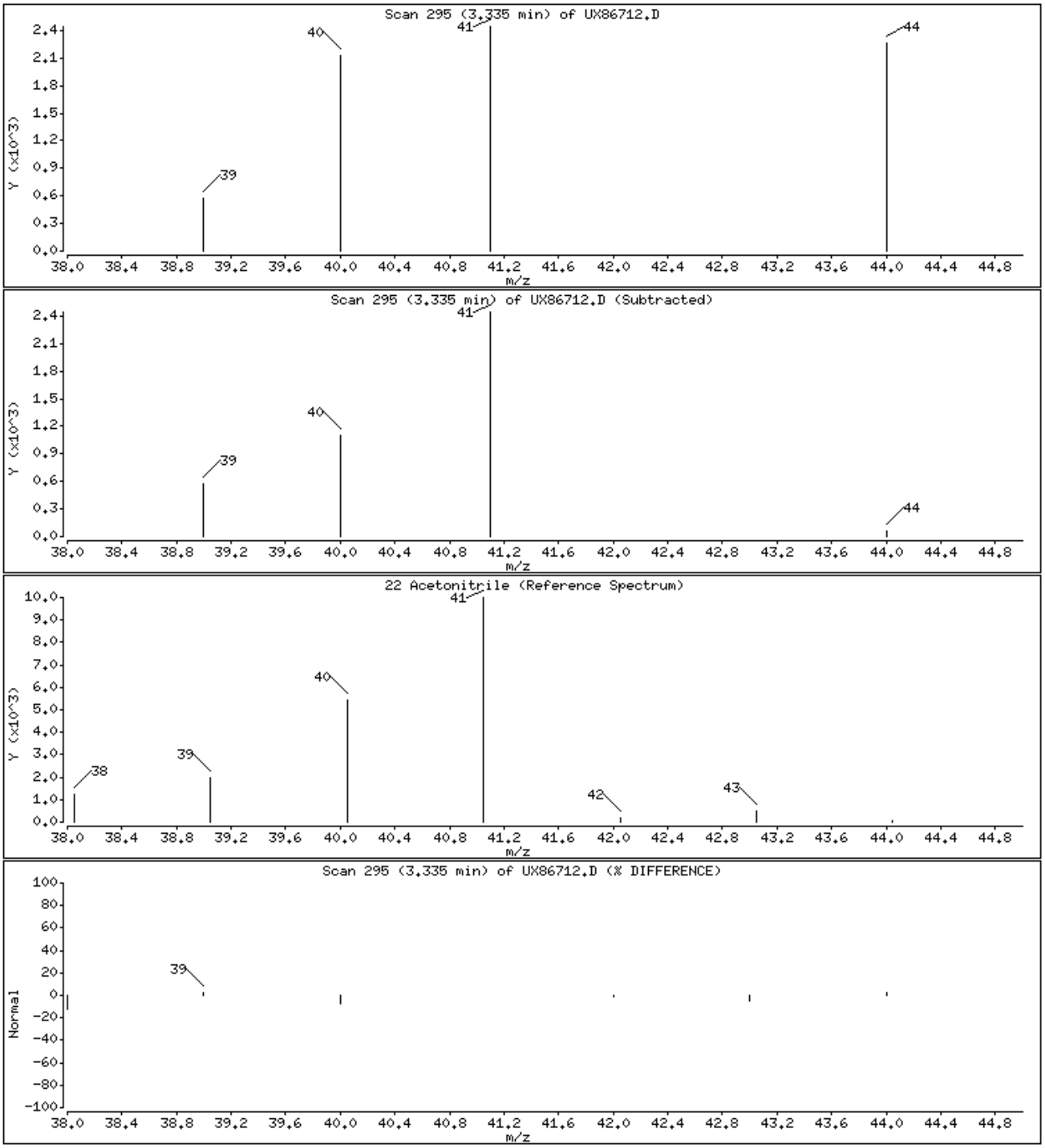

Data File: \\cansvr11\dd\chem\MSV\a3ux8a.i\M90408A.b\UX86712.D

Date : 09-APR-2009 00:51

Client ID: SCFmw-006-0014-WS Instrument: a3ux8a.i

Sample Info: K9C771A1,5G/5ML

Purge Volume: 5.0 Operator: 402279

Column phase: DB624 Column diameter: 0.18

50 Toluene Concentration: 0.6162 UG/KG

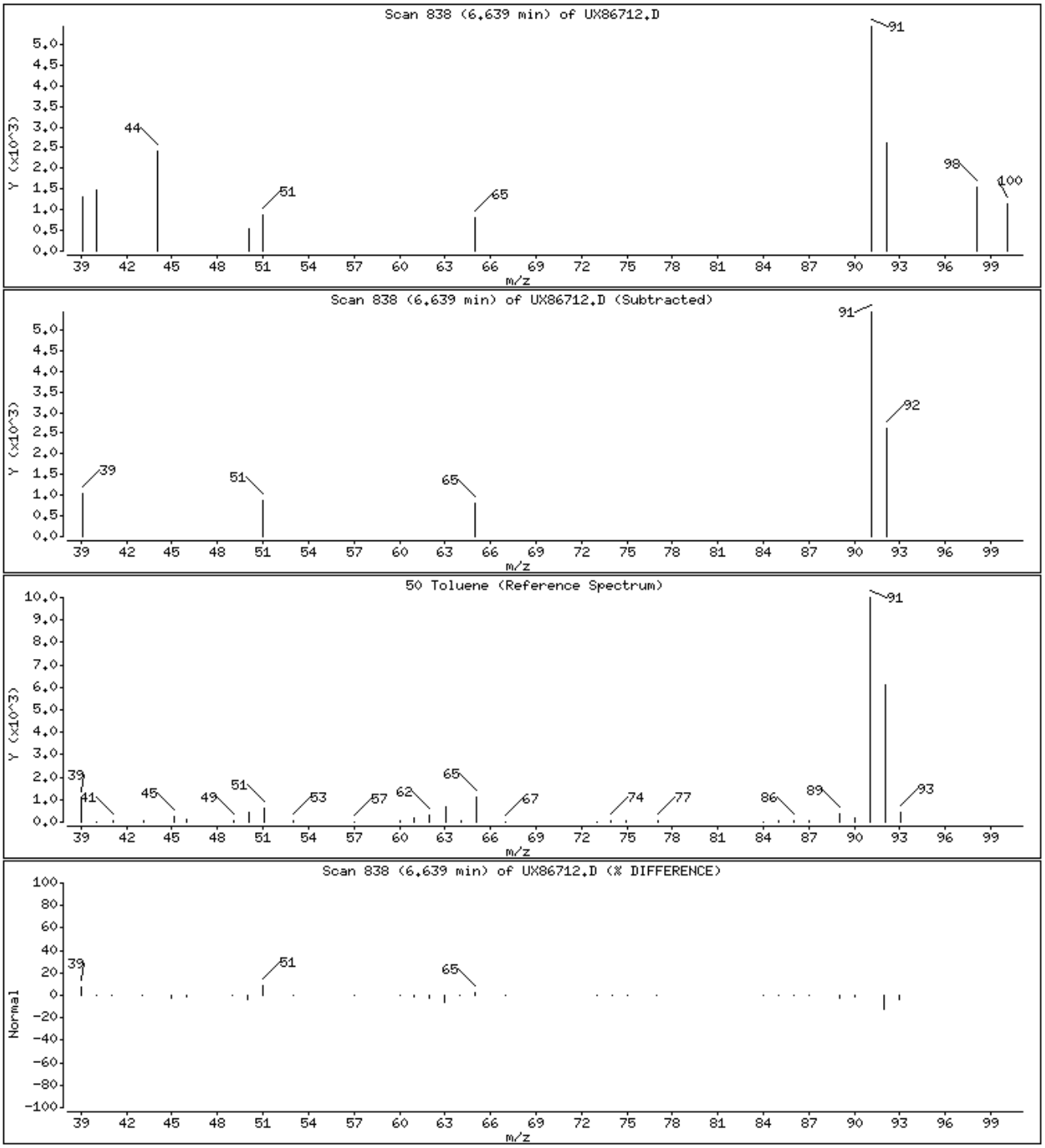

Data File: \\cansvr11\dd\chem\MSV\a3ux8a.i\M90408A.b\UX86712.D

Date : 09-APR-2009 00:51

Client ID: SCFmw-006-0014-WS | Instrument: a3ux8a.i

Sample Info: K9C771A1,5G/5ML

Purge Volume: 5.0 | Operator: 402279

Column phase: DB624 | Column diameter: 0.18

61 Ethylbenzene | Concentration: 0.3678 UG/KG

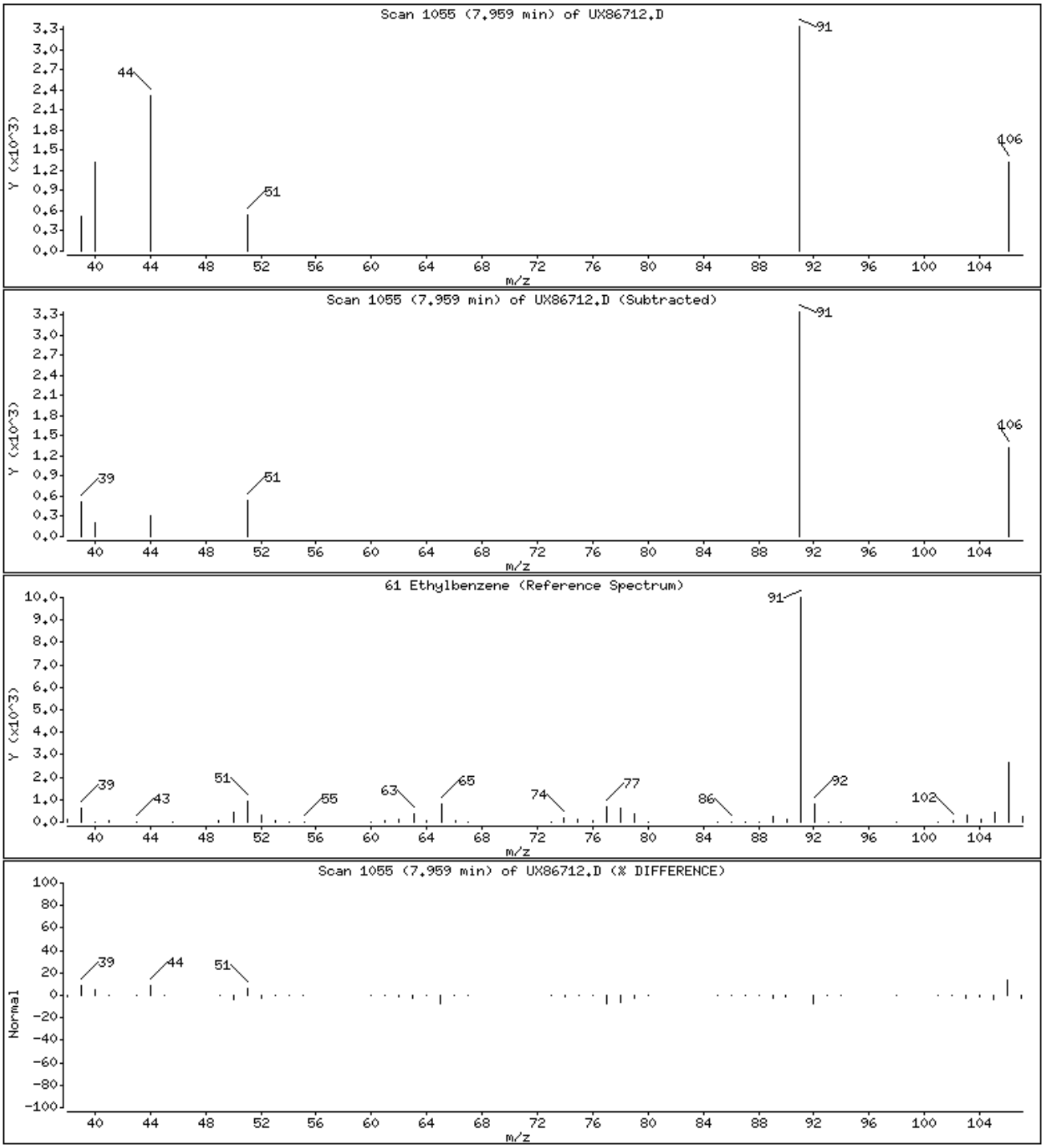

Data File: \\cansvr11\dd\chem\MSV\a3ux8a.i\M90408A.b\UX86712.D

Date : 09-APR-2009 00:51

Client ID: SCFmw-006-0014-WS | Instrument: a3ux8a.i

Sample Info: K9C771A1,5G/5ML

Purge Volume: 5.0 | Operator: 402279

Column phase: DB624 | Column diameter: 0.18

62 m + p-Xylene | Concentration: 0.6471 UG/KG

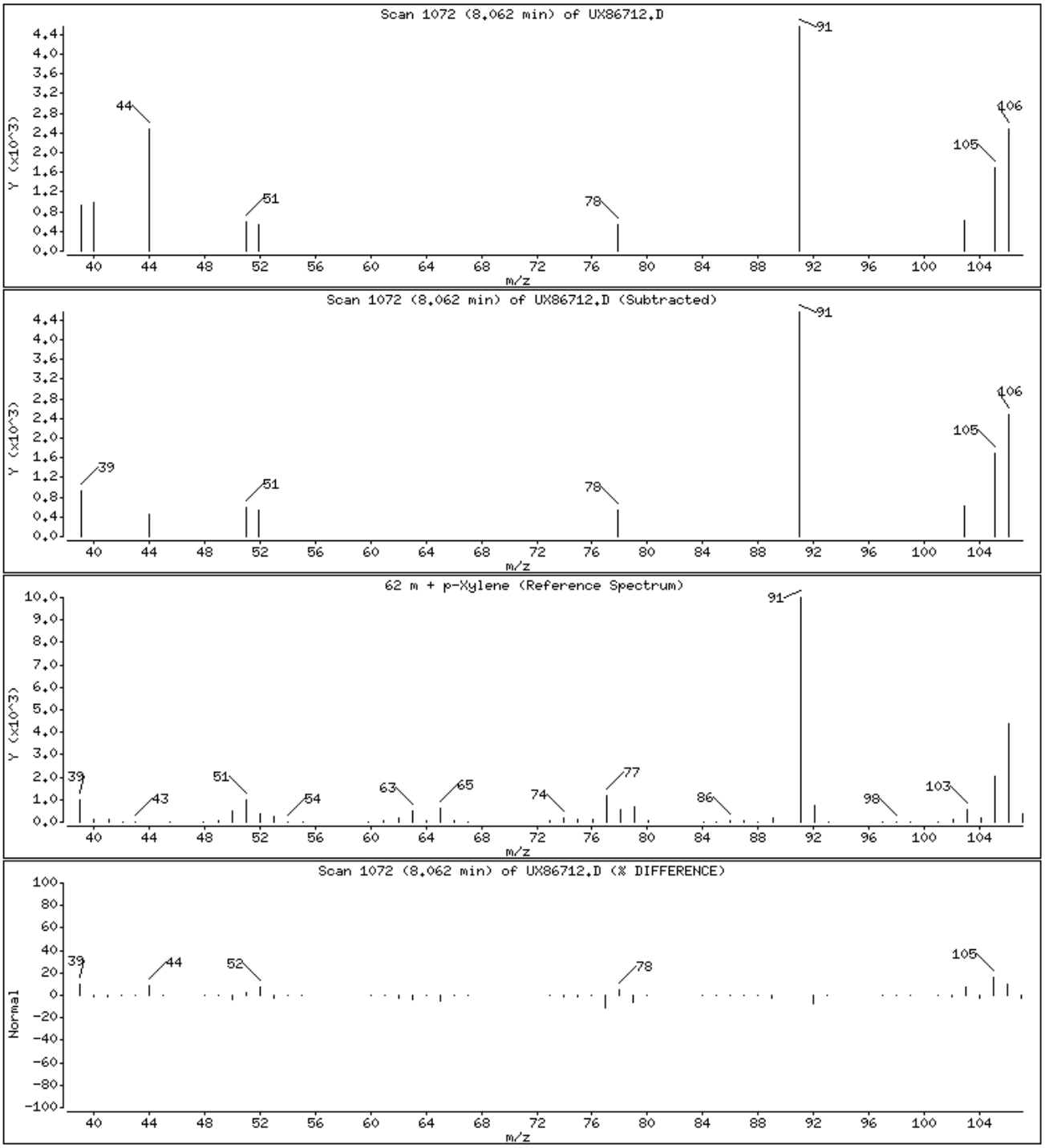

Science Applications International Corp

Client Sample ID: SCFmw-006-0014-WS

TCLP GC/MS Volatiles

Lot-Sample #...: A9C310174-012 **Work Order #...:** K9C771CD **Matrix.....:** SO
Date Sampled...: 03/27/09 16:00 **Date Received..:** 03/28/09
Leach Date.....: 04/01/09 **Prep Date.....:** 04/09/09 **Analysis Date..:** 04/09/09
Leach Batch #..: P909115 **Prep Batch #...:** 9099403
Dilution Factor: 1 **Initial Wgt/Vol:** 0.1 mL **Final Wgt/Vol..:** 5 mL
% Moisture.....: 19 **Method.....:** SW846 8260B

PARAMETER	RESULT	REPORTING LIMIT	UNITS
Benzene	ND	0.025	mg/L
2-Butanone (MEK)	ND	0.25	mg/L
Carbon tetrachloride	ND	0.025	mg/L
Chlorobenzene	ND	0.025	mg/L
Chloroform	ND	0.025	mg/L
1,2-Dichloroethane	ND	0.025	mg/L
1,1-Dichloroethylene	ND	0.070	mg/L
Tetrachloroethylene	ND	0.070	mg/L
Trichloroethylene	ND	0.050	mg/L
Vinyl chloride	ND	0.025	mg/L

SURROGATE	PERCENT RECOVERY	RECOVERY LIMITS
Dibromofluoromethane	105	(86 - 125)
1,2-Dichloroethane-d4	109	(80 - 122)
Toluene-d8	102	(90 - 122)
4-Bromofluorobenzene	96	(84 - 125)

NOTE(S):

Analysis performed in accordance with USEPA Toxicity Characteristic Leaching Procedure Method 1311

Data File: \\cansvr11\dd\chem\MSV\a3ux12.i\T90409A.b\UX125162.D
Report Date: 10-Apr-2009 14:19

TestAmerica North Canton

VOLATILE REPORT SW-846 Method 8260A/8260B

Data file : \\cansvr11\dd\chem\MSV\a3ux12.i\T90409A.b\UX125162.D
Lab Smp Id: K9C771CD Client Smp ID: SCFmw-006-0014-WS
Inj Date : 09-APR-2009 23:15
Operator : 1903 Inst ID: a3ux12.i
Smp Info : K9C771CD,0.1ML/5ML
Misc Info : T90409A,8260MIUX12,1-8260GM.SUB,1903
Comment   :
Method   : \\cansvr11\dd\chem\MSV\a3ux12.i\T90409A.b\8260MIUX12.m
Meth Date : 09-Apr-2009 17:04 laveyt Quant Type: ISTD
Cal Date : 01-APR-2009 17:16 Cal File: UX124993.D
Als bottle: 18
Dil Factor: 1.00000
Integrator: HP RTE Compound Sublist: 1-8260GM.SUB
Target Version: 4.14
Processing Host: CANPMSV16

Concentration Formula: Amt * DF * 1/Vo * CpndVariable

Name	Value	Description
DF	1.000	Dilution Factor
Vo	0.10000	Sample volume
Va	100.000	Injection Volume
Cpnd Variable		Local Compound Variable

	Compounds	QUANT SIG MASS	RT	EXP RT	REL RT	RESPONSE	CONCENTRATIONS ON-COLUMN (ng)	FINAL (ug/L)
*	1 Fluorobenzene	96	5.454	5.454	(1.000)	574167	100.000	
*	2 Chlorobenzene-d5	117	8.140	8.140	(1.000)	515840	100.000	
*	3 1,4-Dichlorobenzene-d4	152	10.376	10.376	(1.000)	281136	100.000	
$	4 Dibromofluoromethane	113	4.898	4.898	(0.898)	141583	126.785	1267.8
$	5 1,2-Dichloroethane-d4	65	5.182	5.182	(0.950)	178083	132.277	1322.8
$	6 Toluene-d8	98	6.815	6.815	(0.837)	584577	123.557	1235.6
$	7 Bromofluorobenzene	95	9.240	9.240	(1.135)	235305	116.681	1166.8
	8 Dichlorodifluoromethane	85	Compound Not Detected.					
	9 Chloromethane	50	Compound Not Detected.					
	10 Vinyl Chloride	62	Compound Not Detected.					
	11 Bromomethane	94	Compound Not Detected.					
	12 Chloroethane	64	Compound Not Detected.					
	13 Trichlorofluoromethane	101	Compound Not Detected.					
	16 Acetone	43	Compound Not Detected.					
	17 1,1-Dichloroethene	61	Compound Not Detected.					
	18 Freon-113	101	Compound Not Detected.					
	20 Carbon Disulfide	76	Compound Not Detected.					
	21 Methylene Chloride	84	Compound Not Detected.					
	24 Methyl tert-butyl ether	73	Compound Not Detected.					
	25 trans-1,2-Dichloroethene	61	Compound Not Detected.					

28	1,1-Dichloroethane	63	Compound Not Detected.
30	2-Butanone	43	Compound Not Detected.

Data File: \\cansvr11\dd\chem\MSV\a3ux12.i\T90409A.b\UX125162.D
Report Date: 10-Apr-2009 14:19

			QUANT SIG MASS	RT	EXP RT	REL RT	RESPONSE	CONCENTRATIONS ON-COLUMN (ng)	CONCENTRATIONS FINAL (ug/L)
M	31	1,2-Dichloroethene (total)	61	Compound Not Detected.					
	32	cis-1,2-dichloroethene	61	Compound Not Detected.					
	35	Chloroform	83	Compound Not Detected.					
	37	1,1,1-Trichloroethane	97	Compound Not Detected.					
	39	Carbon Tetrachloride	117	Compound Not Detected.					
	40	1,2-Dichloroethane	62	Compound Not Detected.					
	41	Benzene	78	Compound Not Detected.					
	42	Trichloroethene	130	Compound Not Detected.					
	43	1,2-Dichloropropane	63	Compound Not Detected.					
	46	Bromodichloromethane	83	Compound Not Detected.					
	48	cis-1,3-Dichloropropene	75	Compound Not Detected.					
	49	4-Methyl-2-pentanone	43	Compound Not Detected.					
	50	Toluene	91	Compound Not Detected.					
	51	trans-1,3-Dichloropropene	75	Compound Not Detected.					
	53	1,1,2-Trichloroethane	97	Compound Not Detected.					
	55	Tetrachloroethene	164	Compound Not Detected.					
	56	2-Hexanone	43	Compound Not Detected.					
	57	Dibromochloromethane	129	Compound Not Detected.					
	58	1,2-Dibromoethane	107	Compound Not Detected.					
	59	Chlorobenzene	112	Compound Not Detected.					
	61	Ethylbenzene	91	Compound Not Detected.					
	62	m + p-Xylene	91	Compound Not Detected.					
M	63	Xylenes (total)	91	Compound Not Detected.					
	64	Xylene-o	91	Compound Not Detected.					
	65	Styrene	104	Compound Not Detected.					
	66	Bromoform	173	Compound Not Detected.					
	67	Isopropylbenzene	105	Compound Not Detected.					
	68	1,1,2,2-Tetrachloroethane	83	Compound Not Detected.					
	80	1,3-Dichlorobenzene	146	Compound Not Detected.					
	81	1,4-Dichlorobenzene	146	Compound Not Detected.					
	83	1,2-Dichlorobenzene	146	Compound Not Detected.					
	85	1,2,4-Trichlorobenzene	180	Compound Not Detected.					
	98	Cyclohexane	56	Compound Not Detected.					
	143	Methyl Acetate	43	Compound Not Detected.					
	144	Methylcyclohexane	83	Compound Not Detected.					
	84	1,2-Dibromo-3-chloropropane	157	Compound Not Detected.					

Data File: \\cansvr11\dd\chem\MSV\a3ux12.i\T90409A.b\UX125162.D
Report Date: 10-Apr-2009 14:19

TestAmerica North Canton

INTERNAL STANDARD COMPOUNDS
AREA AND RT SUMMARY

Instrument ID: a3ux12.i
Lab File ID: UX125162.D
Lab Smp Id: K9C771CD
Analysis Type: VOA
Quant Type: ISTD
Operator: 1903
Calibration Date: 09-APR-2009
Calibration Time: 16:48
Client Smp ID: SCFmw-006-0014-WS
Level: LOW
Sample Type: WATER
Method File: \\cansvr11\dd\chem\MSV\a3ux12.i\T90409A.b\8260MIUX12.m
Misc Info: T90409A,8260MIUX12,1-8260GM.SUB,1903

		AREA LIMIT			
COMPOUND	STANDARD	LOWER	UPPER	SAMPLE	%DIFF
1 Fluorobenzene	631882	315941	1263764	574167	-9.13
2 Chlorobenzene-d5	561051	280526	1122102	515840	-8.06
3 1,4-Dichlorobenze	314684	157342	629368	281136	-10.66

		RT LIMIT			
COMPOUND	STANDARD	LOWER	UPPER	SAMPLE	%DIFF
1 Fluorobenzene	5.45	4.95	5.95	5.45	0.00
2 Chlorobenzene-d5	8.14	7.64	8.64	8.14	0.00
3 1,4-Dichlorobenze	10.38	9.88	10.88	10.38	0.00

AREA UPPER LIMIT = +100% of internal standard area.
AREA LOWER LIMIT = - 50% of internal standard area.
RT UPPER LIMIT = + 0.50 minutes of internal standard RT.
RT LOWER LIMIT = - 0.50 minutes of internal standard RT.

Data File: \\cansvr11\dd\chem\MSV\a3ux12.i\T90409A.b\UX125162.D
Date : 09-APR-2009 23:15
Client ID: SCFmw-006-0014-WS
Instrument: a3ux12.i
Sample Info: K9C771CD,0.1ML/5ML
Purge Volume: 0.1
Operator: 1903
Column phase: DB624
Column diameter: 0.18

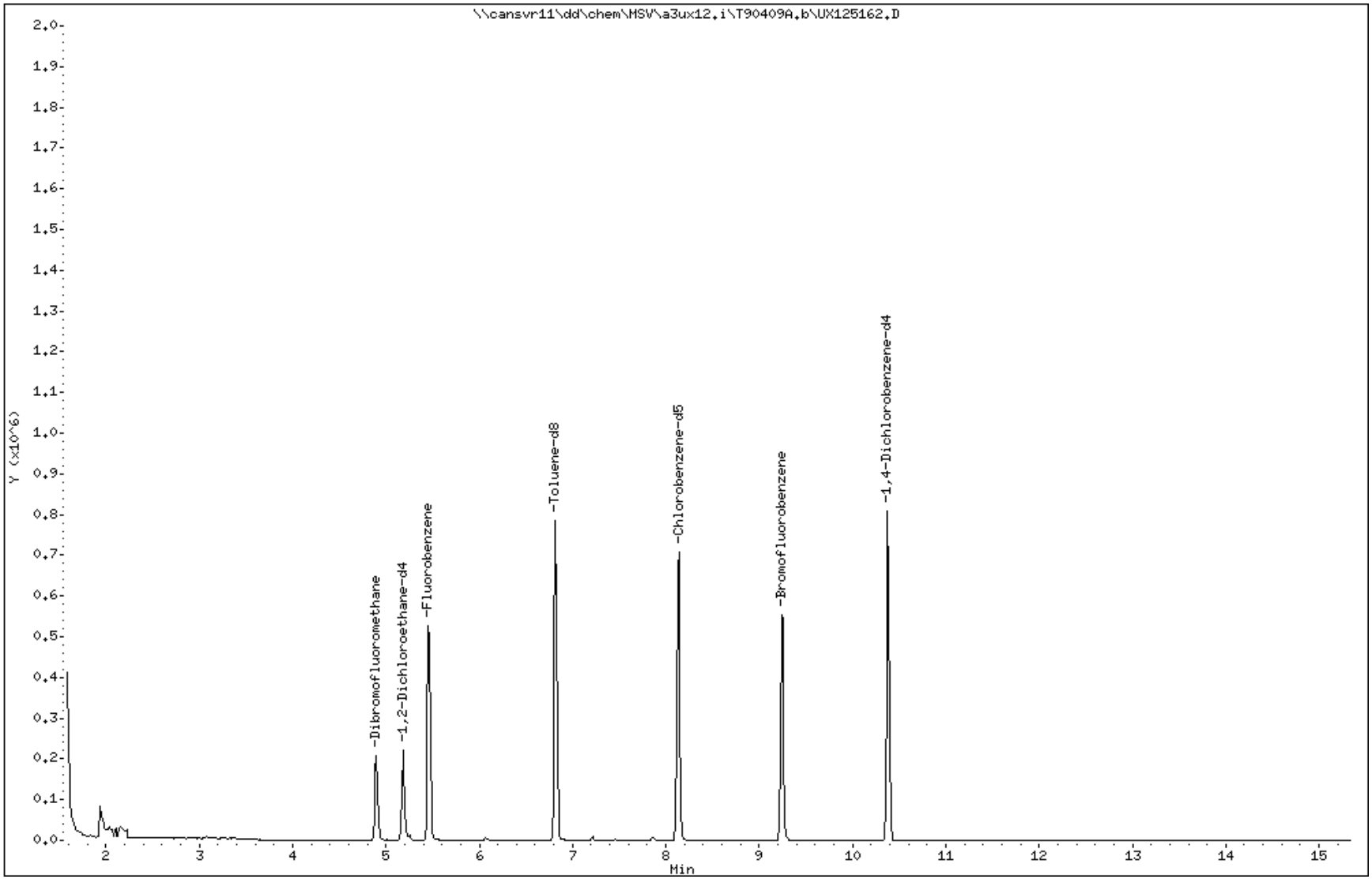

TestAmerica
THE LEADER IN ENVIRONMENTAL TESTING

STANDARD DATA

Report Date: 08-Apr-2009 19:09

Calibration History

Method : \\cansvr11\dd\chem\MSV\a3ux8a.i\M90407A-IC.b\8260SUX8.m
Start Cal Date: 07-APR-2009 19:22
End Cal Date : 08-APR-2009 00:27
Last Cal Level: 1
Last Cal Type : Initial Calibration

Initial Calibration

Injection Date	Sublist	Calibration File
Cal Level: 1 , Cal Amount: 5.00000		
07-APR-2009 21:55	1-8260	\\cansvr11\dd\chem\MSV\a3ux8a.i\M90407A-IC.b\UX86679.D
Cal Level: 2 , Cal Amount: 10.00000		
07-APR-2009 21:33	1-8260	\\cansvr11\dd\chem\MSV\a3ux8a.i\M90407A-IC.b\UX86678.D
Cal Level: 3 , Cal Amount: 25.00000		
08-APR-2009 00:27	3-IX	\\cansvr11\dd\chem\MSV\a3ux8a.i\M90407A-IC.b\UX86686.D
07-APR-2009 21:11	1-8260	\\cansvr11\dd\chem\MSV\a3ux8a.i\M90407A-IC.b\UX86677.D
Cal Level: 4 , Cal Amount: 50.00000		
08-APR-2009 00:06	3-IX	\\cansvr11\dd\chem\MSV\a3ux8a.i\M90407A-IC.b\UX86685.D
07-APR-2009 20:49	1-8260	\\cansvr11\dd\chem\MSV\a3ux8a.i\M90407A-IC.b\UX86676.D
Cal Level: 5 , Cal Amount: 100.00000		
07-APR-2009 23:44	3-IX	\\cansvr11\dd\chem\MSV\a3ux8a.i\M90407A-IC.b\UX86684.D
07-APR-2009 20:28	1-8260	\\cansvr11\dd\chem\MSV\a3ux8a.i\M90407A-IC.b\UX86675.D
Cal Level: 6 , Cal Amount: 250.00000		
07-APR-2009 23:22	3-IX	\\cansvr11\dd\chem\MSV\a3ux8a.i\M90407A-IC.b\UX86683.D
07-APR-2009 20:06	1-8260	\\cansvr11\dd\chem\MSV\a3ux8a.i\M90407A-IC.b\UX86674.D

Cal Level: 7 , Cal Amount: 500.00000
07-APR-2009 23:00 |3-IX | \\cansvr11\dd\chem\MSV\a3ux8a.i\M90407A-IC.b\UX86682.D 07-APR-2009 19:44 |1-8260 | \\cansvr11\dd\chem\MSV\a3ux8a.i\M90407A-IC.b\UX86673.D

Cal Level: 8 , Cal Amount: 1000.00000
07-APR-2009 22:39 |3-IX | \\cansvr11\dd\chem\MSV\a3ux8a.i\M90407A-IC.b\UX86681.D 07-APR-2009 19:22 |1-8260 | \\cansvr11\dd\chem\MSV\a3ux8a.i\M90407A-IC.b\UX86672.D

Continuing Calibration
Ccal Level Mode: GLOBAL LEVEL 6

07-APR-2009 20:06 |1-8260 | \\cansvr11\dd\chem\MSV\a3ux8a.i\M90407A-IC.b\UX86674.D 07-APR-2009 23:22 |3-IX | \\cansvr11\dd\chem\MSV\a3ux8a.i\M90407A-IC.b\UX86683.D

Data review checklist: 8260 A/8260B/624 Initial Calibration

Method (check the applicable box): ☑ 8260A ☑ 8260B ☐ 624

Analysis Date: 4-7-09 **Run batch ID:** UX8/M90407A

Curve ID: M90407 **(curve ID must include instrument designation and date reference)**

Acceptance criteria is found in the applicable laboratory SOP. If item is N/A, mark as such in Notes column.

Item for review	Level I Yes	Level I No	Level II Yes	Level II No
Tune:				
BFB passes, all points within 12 hr clock (24 hr for 624)	Yes		Yes	
All calibration points ID'd on Calibration Summary Form	Yes		Yes	
Documentation: Raw data and run logs present for all points	Yes		Yes	
Run log and Raw data clearly indicate method by version	Yes		Yes	
RLs: Minimum of 5 points, lowest standards at or below RL	Yes		Yes	
Linearity: 8260 CCCs ≤ 30% RSD	Yes		Yes	
Linear Regression curve fit for all >15% RSD (35% 624) r2>0.980 (r>0.990)	Yes		Yes	
Plots for all Linear Regressions printed	Yes		Yes	
Response: SPCCs all pass minimum response factors	Yes		Yes	
ICV- Second source standard Analytes 60-140% recovery, problem compounds may be allowed outside these limits, but must be evaluated (acrolein, acrylonitrile, 2-ceve, propionitrile, trans 1,4-dichloro-2-butene) Internal Standards 50-200% of recent curve	Yes		Yes	
Manual integrations: necessary, correct & documented	~~NA~~ Yes		~~NA~~ Yes	
Other: Verify Avg RF on Cal Summary matches Avg RF on Con Cal form	NA		NA	

Reviewed by Analyst/ Level I: Todd J. Fitz Date: 4/8/09

Reviewed by Peer/Sup/ Level II: _____ Date: 4-9-9

By signing in "Reviewed by" above I agree that ~~I have~~ reviewed the data as indicated on this checklist.

*Peer/Sup only: In addition to the items above, all manual integrations in this package have been reviewed and found acceptable.

Reviewed by Peer/Sup: _____ Date: _____

Report Date : 08-Apr-2009 18:57

TestAmerica North Canton

INITIAL CALIBRATION DATA

Start Cal Date : 07-APR-2009 19:22
End Cal Date : 08-APR-2009 00:27
Quant Method : ISTD
Origin : Disabled
Target Version : 4.14
Integrator : HP RTE
Method file : \\cansvr11\dd\chem\MSV\a3ux8a.i\M90407A-IC.b\8260SUX8.m
Last Edit : 08-Apr-2009 18:47 latat
Curve Type : Average

Calibration File Names:
Level 1: \\cansvr11\dd\chem\MSV\a3ux8a.i\M90407A-IC.b\UX86679.D
Level 2: \\cansvr11\dd\chem\MSV\a3ux8a.i\M90407A-IC.b\UX86678.D
Level 3: \\cansvr11\dd\chem\MSV\a3ux8a.i\M90407A-IC.b\UX86686.D
Level 4: \\cansvr11\dd\chem\MSV\a3ux8a.i\M90407A-IC.b\UX86685.D
Level 5: \\cansvr11\dd\chem\MSV\a3ux8a.i\M90407A-IC.b\UX86684.D
Level 6: \\cansvr11\dd\chem\MSV\a3ux8a.i\M90407A-IC.b\UX86683.D
Level 7: \\cansvr11\dd\chem\MSV\a3ux8a.i\M90407A-IC.b\UX86682.D
Level 8: \\cansvr11\dd\chem\MSV\a3ux8a.i\M90407A-IC.b\UX86681.D

Compound	5.000 Level 1	10.000 Level 2	25.000 Level 3	50.000 Level 4	100.000 Level 5	250.000 Level 6	RRF	% RSD
	500.000 Level 7	1000.000 Level 8						
8 Dichlorodifluoromethane	+++++	+++++	0.15105	0.15904	0.15196	0.16141		
	0.16104	0.16193					0.15774	3.129
9 Chloromethane	0.45725	0.34882	0.41048	0.42653	0.39371	0.37315		
	0.36907	0.37142					0.39380	9.074
10 Vinyl Chloride	0.37271	0.28661	0.34261	0.34642	0.31283	0.30709		
	0.31063	0.30716					0.32326	8.662
11 Bromomethane	0.13409	0.09573	0.11368	0.10876	0.10544	0.09764		
	+++++	+++++					0.10922	12.746
12 Chloroethane	0.20603	0.15579	0.16114	0.16752	0.15392	0.14652		
	0.13431	+++++					0.16075	14.070
13 Trichlorofluoromethane	0.20345	0.16705	0.20685	0.22095	0.20150	0.19891		
	0.19955	0.19951					0.19972	7.538
14 Dichlorofluoromethane	+++++	+++++	0.36249	0.35856	0.29724	0.32095		
	0.31567	0.32383					0.32979	7.754
15 Acrolein	0.03258	0.03065	0.02714	0.02575	0.02689	0.02421		
	0.02590	0.02463					0.02722	10.781

Report Date : 08-Apr-2009 18:57

TestAmerica North Canton

INITIAL CALIBRATION DATA

Start Cal Date : 07-APR-2009 19:22
End Cal Date : 08-APR-2009 00:27
Quant Method : ISTD
Origin : Disabled
Target Version : 4.14
Integrator : HP RTE
Method file : \\cansvr11\dd\chem\MSV\a3ux8a.i\M90407A-IC.b\8260SUX8.m
Last Edit : 08-Apr-2009 18:47 latat
Curve Type : Average

Compound	5.000 Level 1	10.000 Level 2	25.000 Level 3	50.000 Level 4	100.000 Level 5	250.000 Level 6	RRF	% RSD
	500.000 Level 7	1000.000 Level 8						
16 Acetone	+++++	+++++	0.23281	0.17394	0.15674	0.12141		
	0.12675	0.11798					0.15494	28.447
17 1,1-Dichloroethene	0.13970	0.14286	0.20155	0.17968	0.19342	0.19002		
	0.19843	0.19154					0.17965	13.668
18 Freon-113	+++++	+++++	0.11936	0.11962	0.12427	0.11780		
	0.12605	0.12244					0.12159	2.627
19 Iodomethane	0.27374	0.28218	0.32213	0.28819	0.30471	0.28800		
	0.30365	0.28118					0.29297	5.435
20 Carbon Disulfide	0.48191	0.50236	0.57989	0.56221	0.59142	0.55529		
	0.58902	0.53873					0.55010	7.317
21 Methylene Chloride	+++++	+++++	0.37453	0.29055	0.24895	0.21728		
	0.21692	0.19779					0.25767	25.562
22 Acetonitrile	+++++	+++++	0.06214	0.05476	0.05487	0.04848		
	0.05033	0.04851					0.05318	9.868
23 Acrylonitrile	0.17028	0.15963	0.15252	0.14283	0.14747	0.12975		
	0.14230	0.14108					0.14823	8.427
24 Methyl tert-butyl ether	0.59485	0.56360	0.63266	0.58254	0.62457	0.58239		
	0.63570	0.61461					0.60386	4.428
25 trans-1,2-Dichloroethene	0.22451	0.19563	0.21664	0.21010	0.21395	0.21230		
	0.22187	0.21485					0.21373	4.090
26 Hexane	+++++	+++++	0.05063	0.05118	0.05231	0.04932		
	0.05354	0.05469					0.05194	3.799

Report Date : 08-Apr-2009 18:57

TestAmerica North Canton

INITIAL CALIBRATION DATA

Start Cal Date : 07-APR-2009 19:22
End Cal Date : 08-APR-2009 00:27
Quant Method : ISTD
Origin : Disabled
Target Version : 4.14
Integrator : HP RTE
Method file : \\cansvr11\dd\chem\MSV\a3ux8a.i\M90407A-IC.b\8260SUX8.m
Last Edit : 08-Apr-2009 18:47 latat
Curve Type : Average

Compound	5.000 Level 1	10.000 Level 2	25.000 Level 3	50.000 Level 4	100.000 Level 5	250.000 Level 6	RRF	% RSD
	500.000 Level 7	1000.000 Level 8						
27 Vinyl acetate	0.75049	0.72991	0.67071	0.64215	0.68460	0.66134		
	0.68918	0.74508					0.69668	5.803
28 1,1-Dichloroethane	0.46459	0.45014	0.51235	0.48228	0.50160	0.47848		
	0.51025	0.48745					0.48589	4.497
29 tert-Butyl Alcohol	0.04050	0.03813	0.03775	0.03460	0.03785	0.03101		
	0.03624	0.03476					0.03635	7.965
30 2-Butanone	+++++	0.25403	0.22202	0.19431	0.19827	0.17558		
	0.18279	0.19379					0.20297	13.204
M 31 1,2-Dichloroethene (total)	0.22146	0.20817	0.22513	0.21774	0.22564	0.21624		
	0.23126	0.22226					0.22099	3.169
32 cis-1,2-dichloroethene	0.21841	0.22071	0.23362	0.22538	0.23734	0.22019		
	0.24064	0.22967					0.22825	3.680
33 2,2-Dichloropropane	0.17754	0.17744	0.20429	0.19342	0.20935	0.19651		
	0.20273	0.18284					0.19302	6.454
34 Bromochloromethane	0.09794	0.09649	0.11824	0.10497	0.10967	0.10421		
	0.11109	0.10615					0.10609	6.654
35 Chloroform	0.30535	0.30796	0.33511	0.31575	0.32628	0.31119		
	0.33321	0.31714					0.31900	3.551
36 Tetrahydrofuran	+++++	0.18045	0.15234	0.13596	0.14508	0.12215		
	0.13715	0.13558					0.14410	12.856
37 1,1,1-Trichloroethane	0.24619	0.22888	0.27552	0.26892	0.27801	0.26738		
	0.28063	0.25621					0.26272	6.809

Report Date : 08-Apr-2009 18:57

TestAmerica North Canton

INITIAL CALIBRATION DATA

Start Cal Date : 07-APR-2009 19:22
End Cal Date : 08-APR-2009 00:27
Quant Method : ISTD
Origin : Disabled
Target Version : 4.14
Integrator : HP RTE
Method file : \\cansvr11\dd\chem\MSV\a3ux8a.i\M90407A-IC.b\8260SUX8.m
Last Edit : 08-Apr-2009 18:47 latat
Curve Type : Average

Compound	5.000 Level 1	10.000 Level 2	25.000 Level 3	50.000 Level 4	100.000 Level 5	250.000 Level 6	RRF	% RSD	
	500.000 Level 7	1000.000 Level 8							
38 1,1-Dichloropropene	0.19837	0.21463	0.25892	0.24357	0.25882	0.25867			
	0.26909	0.26943					0.24644	10.660	
39 Carbon Tetrachloride	0.19877	0.18522	0.25633	0.24481	0.25562	0.25008			
	0.26544	0.25728					0.23919	12.518	
40 1,2-Dichloroethane	0.31506	0.31322	0.35498	0.32706	0.33547	0.31708			
	0.33436	0.33129					0.32856	4.209	
41 Benzene	0.81847	0.76612	0.83178	0.81341	0.81114	0.80388			
	0.84493	0.83631					0.81575	2.992	
42 Trichloroethene	0.19125	0.17778	0.22505	0.20884	0.20882	0.20833			
	0.21522	0.21641					0.20646	7.300	
43 1,2-Dichloropropane	0.24409	0.26274	0.28406	0.26703	0.27659	0.27561			
	0.28191	0.28275					0.27185	4.979	
44 1,4-Dioxane	0.00211	0.00199	0.00228	0.00232	0.00250	0.00221			
	0.00239	0.00239					0.00227	7.242	<-
45 Dibromomethane	0.07426	0.09884	0.10790	0.10521	0.10930	0.10382			
	0.10845	0.10577					0.10169	11.374	
46 Bromodichloromethane	0.21534	0.22139	0.23466	0.22166	0.23416	0.22990			
	0.24256	0.23827					0.22974	4.107	
47 2-Chloroethyl vinyl ether	0.16706	0.15190	0.15209	0.14651	0.15937	0.15456			
	0.15877	0.17087					0.15764	5.170	
48 cis-1,3-Dichloropropene	0.30059	0.28337	0.31379	0.30383	0.32333	0.31996			
	0.33580	0.33804					0.31484	5.871	

Report Date : 08-Apr-2009 18:57

TestAmerica North Canton

INITIAL CALIBRATION DATA

Start Cal Date : 07-APR-2009 19:22
End Cal Date : 08-APR-2009 00:27
Quant Method : ISTD
Origin : Disabled
Target Version : 4.14
Integrator : HP RTE
Method file : \\cansvr11\dd\chem\MSV\a3ux8a.i\M90407A-IC.b\8260SUX8.m
Last Edit : 08-Apr-2009 18:47 latat
Curve Type : Average

Compound	5.000 Level 1	10.000 Level 2	25.000 Level 3	50.000 Level 4	100.000 Level 5	250.000 Level 6	RRF	% RSD
	500.000 Level 7	1000.000 Level 8						
49 4-Methyl-2-pentanone	0.41965	0.43045	0.39647	0.37715	0.40260	0.37385		
	0.39163	0.40282					0.39933	4.838
50 Toluene	1.07959	1.11267	1.17297	1.13135	1.13433	1.20483		
	1.23278	1.29229					1.17010	5.986
51 trans-1,3-Dichloropropene	0.32721	0.33142	0.36358	0.35644	0.39000	0.39780		
	0.41698	0.43521					0.37733	10.384
52 Ethyl Methacrylate	0.30615	0.33617	0.37671	0.35694	0.40142	0.39258		
	0.41731	0.43531					0.37782	11.383
53 1,1,2-Trichloroethane	0.22913	0.22597	0.24709	0.22208	0.22335	0.23281		
	0.24490	0.24612					0.23393	4.519
54 1,3-Dichloropropane	0.37396	0.40247	0.45251	0.40921	0.41880	0.42101		
	0.43224	0.44009					0.41879	5.810
55 Tetrachloroethene	0.13615	0.17196	0.19300	0.20569	0.19938	0.21214		
	0.21379	0.22286					0.19437	14.489
56 2-Hexanone	0.52724	0.41276	0.38376	0.36135	0.39612	0.36900		
	0.38789	0.40675					0.40561	12.854
57 Dibromochloromethane	0.22901	0.23388	0.23806	0.23759	0.24813	0.25383		
	0.26912	0.27345					0.24788	6.637
58 1,2-Dibromoethane	0.20784	0.23480	0.23777	0.23541	0.24296	0.23207		
	0.24577	0.24429					0.23511	5.134
59 Chlorobenzene	0.80113	0.71997	0.78265	0.75215	0.76353	0.76835		
	0.80687	0.79967					0.77429	3.809

Report Date : 08-Apr-2009 18:57

TestAmerica North Canton

INITIAL CALIBRATION DATA

Start Cal Date : 07-APR-2009 19:22
End Cal Date : 08-APR-2009 00:27
Quant Method : ISTD
Origin : Disabled
Target Version : 4.14
Integrator : HP RTE
Method file : \\cansvr11\dd\chem\MSV\a3ux8a.i\M90407A-IC.b\8260SUX8.m
Last Edit : 08-Apr-2009 18:47 latat
Curve Type : Average

Compound	5.000 Level 1	10.000 Level 2	25.000 Level 3	50.000 Level 4	100.000 Level 5	250.000 Level 6	RRF	% RSD
	500.000 Level 7	1000.000 Level 8						
60 1,1,1,2-Tetrachloroethane	0.25054	0.24849	0.27860	0.26503	0.26653	0.27652		
	0.28845	0.28536					0.26994	5.550
61 Ethylbenzene	0.39092	0.39238	0.46437	0.43036	0.44373	0.45298		
	0.46733	0.46713					0.43865	7.217
62 m + p-Xylene	0.49348	0.48072	0.54091	0.53526	0.53788	0.54775		
	0.57483	0.57640					0.53590	6.375
M 63 Xylenes (total)	0.49439	0.48080	0.53833	0.52449	0.53302	0.54277		
	0.56737	0.56560					0.53085	5.792
64 Xylene-o	0.49621	0.48097	0.53317	0.50294	0.52332	0.53282		
	0.55246	0.54399					0.52074	4.789
65 Styrene	0.76934	0.77779	0.84900	0.83513	0.84547	0.86683		
	0.91394	0.90611					0.84545	6.214
66 Bromoform	0.10723	0.10805	0.12881	0.13636	0.13671	0.14010		
	0.15178	0.15360					0.13283	13.212
67 Isopropylbenzene	1.11016	1.10764	1.35686	1.30268	1.33525	1.35784		
	1.43909	1.42757					1.30463	9.881
68 1,1,2,2-Tetrachloroethane	0.56769	0.55688	0.65203	0.61043	0.64519	0.60197		
	0.65193	0.63920					0.61566	6.150
69 1,4-Dichloro-2-butene	0.29852	0.35920	0.37925	0.37954	0.37622	0.35505		
	0.39862	0.38854					0.36687	8.464
70 1,2,3-Trichloropropane	+++++	0.18787	0.19515	0.19036	0.20673	0.18721		
	0.19962	0.19186					0.19411	3.620

Report Date : 08-Apr-2009 18:57

TestAmerica North Canton

INITIAL CALIBRATION DATA

Start Cal Date : 07-APR-2009 19:22
End Cal Date : 08-APR-2009 00:27
Quant Method : ISTD
Origin : Disabled
Target Version : 4.14
Integrator : HP RTE
Method file : \\cansvr11\dd\chem\MSV\a3ux8a.i\M90407A-IC.b\8260SUX8.m
Last Edit : 08-Apr-2009 18:47 latat
Curve Type : Average

Compound	5.000 Level 1	10.000 Level 2	25.000 Level 3	50.000 Level 4	100.000 Level 5	250.000 Level 6	RRF	% RSD
	500.000 Level 7	1000.000 Level 8						
71 Bromobenzene	0.62524	0.57875	0.67273	0.63565	0.63029	0.63674		
	0.67271	0.65304					0.63814	4.730
72 n-Propylbenzene	0.59948	0.68388	0.79243	0.76910	0.80450	0.80917		
	0.84690	0.83931					0.76810	11.049
73 2-Chlorotoluene	0.65408	0.62839	0.77014	0.70038	0.70380	0.69662		
	0.71820	0.71026					0.69773	6.075
74 1,3,5-Trimethylbenzene	1.95391	2.06227	2.33894	2.25286	2.35294	2.40052		
	2.50634	2.49956					2.29592	8.636
75 4-Chlorotoluene	0.66164	0.59925	0.72311	0.69738	0.67378	0.69628		
	0.72855	0.71362					0.68670	6.141
76 tert-Butylbenzene	1.65757	1.72670	2.10296	2.03071	2.08544	2.10584		
	2.21657	2.18607					2.01398	10.313
77 1,2,4-Trimethylbenzene	2.13951	2.19083	2.33876	2.25731	2.29263	2.39589		
	2.51975	2.52084					2.33194	6.046
78 sec-Butylbenzene	2.30114	2.37799	2.99541	2.89147	3.00144	3.08043		
	3.26069	3.27636					2.89811	12.744
79 4-Isopropyltoluene	2.00287	1.89101	2.38650	2.28699	2.39974	2.46794		
	2.62944	2.63722					2.33771	11.572
80 1,3-Dichlorobenzene	1.15704	1.13549	1.26748	1.19110	1.21905	1.23265		
	1.28537	1.28253					1.22134	4.645
81 1,4-Dichlorobenzene	1.33379	1.34290	1.29825	1.24680	1.23965	1.25414		
	1.29321	1.28438					1.28664	2.999

Report Date : 08-Apr-2009 18:57

TestAmerica North Canton

INITIAL CALIBRATION DATA

Start Cal Date : 07-APR-2009 19:22
End Cal Date : 08-APR-2009 00:27
Quant Method : ISTD
Origin : Disabled
Target Version : 4.14
Integrator : HP RTE
Method file : \\cansvr11\dd\chem\MSV\a3ux8a.i\M90407A-IC.b\8260SUX8.m
Last Edit : 08-Apr-2009 18:47 latat
Curve Type : Average

Compound	5.000 Level 1	10.000 Level 2	25.000 Level 3	50.000 Level 4	100.000 Level 5	250.000 Level 6	RRF	% RSD	
	500.000 Level 7	1000.000 Level 8							
82 n-Butylbenzene	1.62501	1.68017	2.01147	1.94308	2.06316	2.12489			
	2.27311	2.31293					2.00423	12.484	
83 1,2-Dichlorobenzene	1.08513	1.07072	1.16701	1.12573	1.16375	1.16099			
	1.21035	1.20487					1.14857	4.454	
84 1,2-Dibromo-3-chloropropane	+++++	+++++	0.10750	0.12028	0.13054	0.12592			
	0.14080	0.13464					0.12661	9.259	
85 1,2,4-Trichlorobenzene	0.67984	0.66856	0.70566	0.65747	0.68438	0.68695			
	0.72569	0.71749					0.69076	3.431	
86 Hexachlorobutadiene	0.21572	0.22727	0.29614	0.29506	0.30828	0.30193			
	0.31965	0.30792					0.28400	13.898	
87 Naphthalene	2.25320	2.27539	2.32717	2.10562	2.20354	2.09370			
	2.24355	2.15398					2.20702	3.773	
88 1,2,3-Trichlorobenzene	0.64639	0.59945	0.64736	0.60838	0.62098	0.61349			
	0.64904	0.62791					0.62663	3.076	
89 Ethyl Ether	+++++	+++++	0.33190	0.30181	0.26192	0.27927			
	0.28845	0.29747					0.29347	8.042	
90 Ethanol	+++++	+++++	+++++	+++++	+++++	+++++			
	+++++	+++++					+++++	+++++	<-
91 3-Chloropropene	+++++	+++++	0.12620	0.12750	0.10487	0.11652			
	0.12138	0.12345					0.11998	6.968	
92 Isopropyl Ether	+++++	+++++	0.21652	0.21020	0.17912	0.19928			
	0.21055	0.21933					0.20583	7.187	

Report Date : 08-Apr-2009 18:57

TestAmerica North Canton

INITIAL CALIBRATION DATA

Start Cal Date : 07-APR-2009 19:22
End Cal Date : 08-APR-2009 00:27
Quant Method : ISTD
Origin : Disabled
Target Version : 4.14
Integrator : HP RTE
Method file : \\cansvr11\dd\chem\MSV\a3ux8a.i\M90407A-IC.b\8260SUX8.m
Last Edit : 08-Apr-2009 18:47 latat
Curve Type : Average

Compound	5.000 Level 1	10.000 Level 2	25.000 Level 3	50.000 Level 4	100.000 Level 5	250.000 Level 6	RRF	% RSD	
	500.000 Level 7	1000.000 Level 8							
93 2-Chloro-1,3-butadiene	+++++	+++++	0.54588	0.52711	0.44805	0.48042			
	0.50412	0.51214					0.50295	6.907	
94 Propionitrile	+++++	+++++	0.05008	0.06382	0.04889	0.05070			
	0.05424	0.05645					0.05403	10.301	
95 Ethyl Acetate	+++++	+++++	0.40005	0.44079	0.33913	0.36101			
	0.38608	0.41142					0.38975	9.309	
96 Methacrylonitrile	+++++	+++++	0.29046	0.30511	0.23789	0.25686			
	0.26354	0.27293					0.27113	8.878	
97 Isobutanol	+++++	+++++	0.02139	0.02467	0.01887	0.01922			
	0.02104	0.02321					0.02140	10.493	
98 Cyclohexane	+++++	0.54814	0.76904	0.71716	0.74395	0.71608			
	0.75477	0.72267					0.71026	10.456	
99 n-Butanol	+++++	+++++	0.01285	0.01664	0.01363	0.01507			
	0.01626	0.01807					0.01542	12.688	
100 Methyl Methacrylate	+++++	+++++	0.40333	0.42515	0.31558	0.35691			
	0.37282	0.39795					0.37862	10.316	
101 2-Nitropropane	+++++	+++++	0.08336	0.09074	0.07301	0.08204			
	0.09255	0.10132					0.08717	11.279	
102 Chloropicrin	+++++	+++++	+++++	+++++	+++++	+++++			
	+++++	+++++					+++++	+++++	<-
103 Cyclohexanone	+++++	+++++	0.17209	0.23692	0.18246	0.17747			
	0.21335	0.23222					0.20242	14.213	

Report Date : 08-Apr-2009 18:57

TestAmerica North Canton

INITIAL CALIBRATION DATA

Start Cal Date : 07-APR-2009 19:22
End Cal Date : 08-APR-2009 00:27
Quant Method : ISTD
Origin : Disabled
Target Version : 4.14
Integrator : HP RTE
Method file : \\cansvr11\dd\chem\MSV\a3ux8a.i\M90407A-IC.b\8260SUX8.m
Last Edit : 08-Apr-2009 18:47 latat
Curve Type : Average

Compound	5.000 Level 1	10.000 Level 2	25.000 Level 3	50.000 Level 4	100.000 Level 5	250.000 Level 6	RRF	% RSD	
	500.000 Level 7	1000.000 Level 8							
104 Pentachloroethane	+++++	+++++	+++++	+++++	+++++	+++++			
	+++++	+++++					+++++	+++++	<-
105 Benzyl Chloride	+++++	+++++	+++++	+++++	+++++	+++++			
	+++++	+++++					+++++	+++++	<-
134 Thiophene	+++++	+++++	+++++	+++++	+++++	+++++			
	+++++	+++++					+++++	+++++	<-
135 Crotononitrile(1st Isomer)	+++++	+++++	+++++	+++++	+++++	+++++			
	+++++	+++++					+++++	+++++	<-
136 Crotononitrile(2nd Isomer)	+++++	+++++	+++++	+++++	+++++	+++++			
	+++++	+++++					+++++	+++++	<-
M 137 Total Crotononitrile	+++++	+++++	+++++	+++++	+++++	+++++			
	+++++	+++++					+++++	+++++	<-
138 Paraldehyde	+++++	+++++	+++++	+++++	+++++	+++++			
	+++++	+++++					+++++	+++++	<-
139 3,3,5-Trimethylcyclohexanone	+++++	+++++	+++++	+++++	+++++	+++++			
	+++++	+++++					+++++	+++++	<-
140 1-Chlorohexane	+++++	+++++	+++++	+++++	+++++	+++++			
	+++++	+++++					+++++	+++++	<-
141 1,3,5-Trichlorobenzene	0.67587	0.67213	0.76643	0.75005	0.76807	0.77726			
	0.81900	0.82908					0.75724	7.651	
143 Methyl Acetate	0.38807	0.38453	0.37678	0.33794	0.34626	0.30825			
	0.34018	0.34194					0.35299	7.833	

Report Date : 08-Apr-2009 18:57

TestAmerica North Canton

INITIAL CALIBRATION DATA

Start Cal Date : 07-APR-2009 19:22
End Cal Date : 08-APR-2009 00:27
Quant Method : ISTD
Origin : Disabled
Target Version : 4.14
Integrator : HP RTE
Method file : \\cansvr11\dd\chem\MSV\a3ux8a.i\M90407A-IC.b\8260SUX8.m
Last Edit : 08-Apr-2009 18:47 latat
Curve Type : Average

Compound	5.000 Level 1	10.000 Level 2	25.000 Level 3	50.000 Level 4	100.000 Level 5	250.000 Level 6	RRF	% RSD	
	500.000 Level 7	1000.000 Level 8							
144 Methylcyclohexane	+++++	0.32104	0.46011	0.43529	0.45851	0.44784			
	0.47919	0.46433					0.43805	12.181	
145 Dimethoxymethane	+++++	+++++	+++++	+++++	+++++	+++++			
	+++++	+++++					+++++	+++++	<-
146 2-Methylnaphthalene	+++++	+++++	1.09639	1.17832	1.15417	1.10678			
	1.22664	1.27086					1.17219	5.797	
147 Ethyl Acrylate	+++++	+++++	+++++	+++++	+++++	+++++			
	+++++	+++++					+++++	+++++	<-
148 n-Butyl Acrylate	+++++	+++++	+++++	+++++	+++++	+++++			
	+++++	+++++					+++++	+++++	<-
149 1,2:3,4-Diepoxybutane	+++++	+++++	+++++	+++++	+++++	+++++			
	+++++	+++++					+++++	+++++	<-
150 Bromoacetone	+++++	+++++	+++++	+++++	+++++	+++++			
	+++++	+++++					+++++	+++++	<-
151 Allyl Alcohol	+++++	+++++	+++++	+++++	+++++	+++++			
	+++++	+++++					+++++	+++++	<-
152 Acenaphthylene	+++++	+++++	+++++	+++++	+++++	+++++			
	+++++	+++++					+++++	+++++	<-
153 Vinyl Acetate-86	+++++	0.02311	0.03283	0.03367	0.03725	0.03735			
	0.03940	0.04358					0.03531	18.304	
154 1,3-Butadiene	+++++	+++++	+++++	+++++	+++++	+++++			
	+++++	+++++					+++++	+++++	<-

Report Date : 08-Apr-2009 18:57

TestAmerica North Canton

INITIAL CALIBRATION DATA

Start Cal Date : 07-APR-2009 19:22
End Cal Date : 08-APR-2009 00:27
Quant Method : ISTD
Origin : Disabled
Target Version : 4.14
Integrator : HP RTE
Method file : \\cansvr11\dd\chem\MSV\a3ux8a.i\M90407A-IC.b\8260SUX8.m
Last Edit : 08-Apr-2009 18:47 latat
Curve Type : Average

Compound	5.000 Level 1	10.000 Level 2	25.000 Level 3	50.000 Level 4	100.000 Level 5	250.000 Level 6	___ RRF	% RSD
	500.000 Level 7	1000.000 Level 8						
155 tert-Butyl Ethyl ether	+++++	+++++	1.05389	1.06833	0.88090	0.96853		
	1.02738	1.04879					1.00797	7.085
156 tert-Amyl Methyl ether	+++++	+++++	0.60309	0.62138	0.51180	0.56553		
	0.60694	0.62923					0.58966	7.468
157 1,2,3-Trimethylbenzene	+++++	+++++	2.54404	2.49220	2.11217	2.29815		
	2.45059	2.61506					2.41870	7.605
$ 4 Dibromofluoromethane	0.18066	0.17144	0.17941	0.16940	0.17720	0.15691		
	0.17015	0.17268					0.17223	4.363
$ 5 1,2-Dichloroethane-d4	0.22148	0.26047	0.24434	0.24484	0.24047	0.20658		
	0.22350	0.23338					0.23438	7.184
$ 6 Toluene-d8	0.78134	0.71443	0.74357	0.72319	0.73257	0.72262		
	0.73345	0.76493					0.73951	3.100
$ 7 Bromofluorobenzene	0.48665	0.40575	0.38326	0.36857	0.35726	0.33890		
	0.35503	0.36321					0.38233	12.207

Report Date : 08-Apr-2009 19:36

TestAmerica North Canton

INITIAL CALIBRATION DATA

Start Cal Date : 07-APR-2009 19:22
End Cal Date : 08-APR-2009 00:27
Quant Method : ISTD
Target Version : 4.14
Integrator : HP RTE
Method file : \\cansvr11\dd\chem\MSV\a3ux8a.i\M90407A-IC.b\8260SUX8.m
Last Edit : 08-Apr-2009 19:21 latat

Calibration File Names:
Level 1: \\cansvr11\dd\chem\MSV\a3ux8a.i\M90407A-IC.b\UX86679.D
Level 2: \\cansvr11\dd\chem\MSV\a3ux8a.i\M90407A-IC.b\UX86678.D
Level 3: \\cansvr11\dd\chem\MSV\a3ux8a.i\M90407A-IC.b\UX86686.D
Level 4: \\cansvr11\dd\chem\MSV\a3ux8a.i\M90407A-IC.b\UX86685.D
Level 5: \\cansvr11\dd\chem\MSV\a3ux8a.i\M90407A-IC.b\UX86684.D
Level 6: \\cansvr11\dd\chem\MSV\a3ux8a.i\M90407A-IC.b\UX86683.D
Level 7: \\cansvr11\dd\chem\MSV\a3ux8a.i\M90407A-IC.b\UX86682.D
Level 8: \\cansvr11\dd\chem\MSV\a3ux8a.i\M90407A-IC.b\UX86681.D

Compound	5.0000 Level 1	10.0000 Level 2	25.0000 Level 3	50.0000 Level 4	100.0000 Level 5	250.0000 Level 6	Curve	Coefficients b	m1	m2	%RSD or R^2
	500.0000 Level 7	1000.0000 Level 8									
8 Dichlorodifluoromethane	+++++	+++++	0.15105	0.15904	0.15196	0.16141					
	0.16104	0.16193					AVRG		0.15774		3.12861
9 Chloromethane	0.45725	0.34882	0.41048	0.42653	0.39371	0.37315					
	0.36907	0.37142					AVRG		0.39380		9.07385
10 Vinyl Chloride	0.37271	0.28661	0.34261	0.34642	0.31283	0.30709					
	0.31063	0.30716					AVRG		0.32326		8.66206

Report Date : 08-Apr-2009 19:36

TestAmerica North Canton

INITIAL CALIBRATION DATA

Start Cal Date : 07-APR-2009 19:22
End Cal Date : 08-APR-2009 00:27
Quant Method : ISTD
Target Version : 4.14
Integrator : HP RTE
Method file : \\cansvr11\dd\chem\MSV\a3ux8a.i\M90407A-IC.b\8260SUX8.m
Last Edit : 08-Apr-2009 19:21 latat

Compound	5.0000 Level 1	10.0000 Level 2	25.0000 Level 3	50.0000 Level 4	100.0000 Level 5	250.0000 Level 6	500.0000 Level 7	1000.0000 Level 8	Curve	Coefficients b	Coefficients m1	Coefficients m2	%RSD or R^2
11 Bromomethane	0.13409	0.09573	0.11368	0.10876	0.10544	0.09764	+++++	+++++	AVRG		0.10922		12.74608
12 Chloroethane	0.20603	0.15579	0.16114	0.16752	0.15392	0.14652	0.13431	+++++	AVRG		0.16075		14.07037
13 Trichlorofluoromethane	0.20345	0.16705	0.20685	0.22095	0.20150	0.19891	0.19955	0.19951	AVRG		0.19972		7.53836
14 Dichlorofluoromethane	+++++	+++++	0.36249	0.35856	0.29724	0.32095	0.31567	0.32383	AVRG		0.32979		7.75438
15 Acrolein	0.03258	0.03065	0.02714	0.02575	0.02689	0.02421	0.02590	0.02463	AVRG		0.02722		10.78119
16 Acetone	+++++	+++++	55220	84327	147509	301565	630790	1241254	WLINR	-0.20585	0.11648		0.99823
17 1,1-Dichloroethene	0.13970	0.14286	0.20155	0.17968	0.19342	0.19002	0.19843	0.19154	AVRG		0.17965		13.66799

Report Date : 08-Apr-2009 19:36

TestAmerica North Canton

INITIAL CALIBRATION DATA

Start Cal Date : 07-APR-2009 19:22
End Cal Date : 08-APR-2009 00:27
Quant Method : ISTD
Target Version : 4.14
Integrator : HP RTE
Method file : \\cansvr11\dd\chem\MSV\a3ux8a.i\M90407A-IC.b\8260SUX8.m
Last Edit : 08-Apr-2009 19:21 latat

Compound	5.0000 Level 1 / 500.0000 Level 7	10.0000 Level 2 / 1000.0000 Level 8	25.0000 Level 3	50.0000 Level 4	100.0000 Level 5	250.0000 Level 6	Curve	Coefficients b	Coefficients m1	Coefficients m2	%RSD or R^2
18 Freon-113	+++++	+++++	0.11936	0.11962	0.12427	0.11780					
	0.12605	0.12244					AVRG		0.12159		2.62738
19 Iodomethane	0.27374	0.28218	0.32213	0.28819	0.30471	0.28800					
	0.30365	0.28118					AVRG		0.29297		5.43533
20 Carbon Disulfide	0.48191	0.50236	0.57989	0.56221	0.59142	0.55529					
	0.58902	0.53873					AVRG		0.55010		7.31699
21 Methylene Chloride	+++++	+++++	44418	70429	117143	269846					
	539763	1040487					QUAD	-0.05335	4.44540	0.84597	0.99967
22 Acetonitrile	+++++	+++++	0.06214	0.05476	0.05487	0.04848					
	0.05033	0.04851					AVRG		0.05318		9.86838
23 Acrylonitrile	0.17028	0.15963	0.15252	0.14283	0.14747	0.12975					
	0.14230	0.14108					AVRG		0.14823		8.42735
24 Methyl tert-butyl ether	0.59485	0.56360	0.63266	0.58254	0.62457	0.58239					
	0.63570	0.61461					AVRG		0.60386		4.42805

Report Date : 08-Apr-2009 19:36

TestAmerica North Canton

INITIAL CALIBRATION DATA

Start Cal Date : 07-APR-2009 19:22
End Cal Date : 08-APR-2009 00:27
Quant Method : ISTD
Target Version : 4.14
Integrator : HP RTE
Method file : \\cansvr11\dd\chem\MSV\a3ux8a.i\M90407A-IC.b\8260SUX8.m
Last Edit : 08-Apr-2009 19:21 latat

Compound	5.0000 Level 1	10.0000 Level 2	25.0000 Level 3	50.0000 Level 4	100.0000 Level 5	250.0000 Level 6	Curve	Coefficients b	Coefficients m1	Coefficients m2	%RSD or R^2
	500.0000 Level 7	1000.0000 Level 8									
25 trans-1,2-Dichloroethene	0.22451	0.19563	0.21664	0.21010	0.21395	0.21230					
	0.22187	0.21485					AVRG		0.21373		4.08966
26 Hexane	+++++	+++++	0.05063	0.05118	0.05231	0.04932					
	0.05354	0.05469					AVRG		0.05194		3.79872
27 Vinyl acetate	0.75049	0.72991	0.67071	0.64215	0.68460	0.66134					
	0.68918	0.74508					AVRG		0.69668		5.80278
28 1,1-Dichloroethane	0.46459	0.45014	0.51235	0.48228	0.50160	0.47848					
	0.51025	0.48745					AVRG		0.48589		4.49685
29 tert-Butyl Alcohol	0.04050	0.03813	0.03775	0.03460	0.03785	0.03101					
	0.03624	0.03476					AVRG		0.03635		7.96475
30 2-Butanone	+++++	0.25403	0.22202	0.19431	0.19827	0.17558					
	0.18279	0.19379					AVRG		0.20297		13.20357
M 31 1,2-Dichloroethene (total)	0.22146	0.20817	0.22513	0.21774	0.22564	0.21624					
	0.23126	0.22226					AVRG		0.22099		3.16912

Report Date : 08-Apr-2009 19:36

TestAmerica North Canton

INITIAL CALIBRATION DATA

Start Cal Date : 07-APR-2009 19:22
End Cal Date : 08-APR-2009 00:27
Quant Method : ISTD
Target Version : 4.14
Integrator : HP RTE
Method file : \\cansvr11\dd\chem\MSV\a3ux8a.i\M90407A-IC.b\8260SUX8.m
Last Edit : 08-Apr-2009 19:21 latat

Compound	5.0000 Level 1	10.0000 Level 2	25.0000 Level 3	50.0000 Level 4	100.0000 Level 5	250.0000 Level 6	500.0000 Level 7	1000.0000 Level 8	Curve	Coefficients b	Coefficients m1	Coefficients m2	%RSD or R^2
32 cis-1,2-dichloroethene	0.21841	0.22071	0.23362	0.22538	0.23734	0.22019	0.24064	0.22967	AVRG		0.22825		3.68040
33 2,2-Dichloropropane	0.17754	0.17744	0.20429	0.19342	0.20935	0.19651	0.20273	0.18284	AVRG		0.19302		6.45396
34 Bromochloromethane	0.09794	0.09649	0.11824	0.10497	0.10967	0.10421	0.11109	0.10615	AVRG		0.10609		6.65381
35 Chloroform	0.30535	0.30796	0.33511	0.31575	0.32628	0.31119	0.33321	0.31714	AVRG		0.31900		3.55050
36 Tetrahydrofuran	+++++	0.18045	0.15234	0.13596	0.14508	0.12215	0.13715	0.13558	AVRG		0.14410		12.85566
37 1,1,1-Trichloroethane	0.24619	0.22888	0.27552	0.26892	0.27801	0.26738	0.28063	0.25621	AVRG		0.26272		6.80868
38 1,1-Dichloropropene	0.19837	0.21463	0.25892	0.24357	0.25882	0.25867	0.26909	0.26943	AVRG		0.24644		10.65988

Report Date : 08-Apr-2009 19:36

TestAmerica North Canton

INITIAL CALIBRATION DATA

Start Cal Date : 07-APR-2009 19:22
End Cal Date : 08-APR-2009 00:27
Quant Method : ISTD
Target Version : 4.14
Integrator : HP RTE
Method file : \\cansvr11\dd\chem\MSV\a3ux8a.i\M90407A-IC.b\8260SUX8.m
Last Edit : 08-Apr-2009 19:21 latat

Compound	5.0000 Level 1	10.0000 Level 2	25.0000 Level 3	50.0000 Level 4	100.0000 Level 5	250.0000 Level 6	500.0000 Level 7	1000.0000 Level 8	Curve	Coefficients b	Coefficients m1	Coefficients m2	%RSD or R^2	
39 Carbon Tetrachloride	0.19877	0.18522	0.25633	0.24481	0.25562	0.25008	0.26544	0.25728	AVRG		0.23919		12.51841	
40 1,2-Dichloroethane	0.31506	0.31322	0.35498	0.32706	0.33547	0.31708	0.33436	0.33129	AVRG		0.32856		4.20858	
41 Benzene	0.81847	0.76612	0.83178	0.81341	0.81114	0.80388	0.84493	0.83631	AVRG		0.81575		2.99165	
42 Trichloroethene	0.19125	0.17778	0.22505	0.20884	0.20882	0.20833	0.21522	0.21641	AVRG		0.20646		7.29972	
43 1,2-Dichloropropane	0.24409	0.26274	0.28406	0.26703	0.27659	0.27561	0.28191	0.28275	AVRG		0.27185		4.97854	
44 1,4-Dioxane	0.00211	0.00199	0.00228	0.00232	0.00250	0.00221	0.00239	0.00239	AVRG		0.00227		7.24192	<-
45 Dibromomethane	0.07426	0.09884	0.10790	0.10521	0.10930	0.10382	0.10845	0.10577	AVRG		0.10169		11.37387	

Report Date : 08-Apr-2009 19:36

TestAmerica North Canton

INITIAL CALIBRATION DATA

Start Cal Date : 07-APR-2009 19:22
End Cal Date : 08-APR-2009 00:27
Quant Method : ISTD
Target Version : 4.14
Integrator : HP RTE
Method file : \\cansvr11\dd\chem\MSV\a3ux8a.i\M90407A-IC.b\8260SUX8.m
Last Edit : 08-Apr-2009 19:21 latat

Compound	5.0000 Level 1	10.0000 Level 2	25.0000 Level 3	50.0000 Level 4	100.0000 Level 5	250.0000 Level 6	500.0000 Level 7	1000.0000 Level 8	Curve	Coefficients b	m1	m2	%RSD or R^2
46 Bromodichloromethane	0.21534	0.22139	0.23466	0.22166	0.23416	0.22990	0.24256	0.23827	AVRG		0.22974		4.10679
47 2-Chloroethyl vinyl ether	0.16706	0.15190	0.15209	0.14651	0.15937	0.15456	0.15877	0.17087	AVRG		0.15764		5.17043
48 cis-1,3-Dichloropropene	0.30059	0.28337	0.31379	0.30383	0.32333	0.31996	0.33580	0.33804	AVRG		0.31484		5.87079
49 4-Methyl-2-pentanone	0.41965	0.43045	0.39647	0.37715	0.40260	0.37385	0.39163	0.40282	AVRG		0.39933		4.83809
50 Toluene	1.07959	1.11267	1.17297	1.13135	1.13433	1.20483	1.23278	1.29229	AVRG		1.17010		5.98616
51 trans-1,3-Dichloropropene	0.32721	0.33142	0.36358	0.35644	0.39000	0.39780	0.41698	0.43521	AVRG		0.37733		10.38414
52 Ethyl Methacrylate	0.30615	0.33617	0.37671	0.35694	0.40142	0.39258	0.41731	0.43531	AVRG		0.37782		11.38320

Report Date : 08-Apr-2009 19:36

TestAmerica North Canton

INITIAL CALIBRATION DATA

Start Cal Date : 07-APR-2009 19:22
End Cal Date : 08-APR-2009 00:27
Quant Method : ISTD
Target Version : 4.14
Integrator : HP RTE
Method file : \\cansvr11\dd\chem\MSV\a3ux8a.i\M90407A-IC.b\8260SUX8.m
Last Edit : 08-Apr-2009 19:21 latat

Compound	5.0000 Level 1	10.0000 Level 2	25.0000 Level 3	50.0000 Level 4	100.0000 Level 5	250.0000 Level 6	500.0000 Level 7	1000.0000 Level 8	Curve	Coefficients b	m1	m2	%RSD or R^2
53 1,1,2-Trichloroethane	0.22913	0.22597	0.24709	0.22208	0.22335	0.23281	0.24490	0.24612	AVRG		0.23393		4.51901
54 1,3-Dichloropropane	0.37396	0.40247	0.45251	0.40921	0.41880	0.42101	0.43224	0.44009	AVRG		0.41879		5.81016
55 Tetrachloroethene	0.13615	0.17196	0.19300	0.20569	0.19938	0.21214	0.21379	0.22286	AVRG		0.19437		14.48853
56 2-Hexanone	0.52724	0.41276	0.38376	0.36135	0.39612	0.36900	0.38789	0.40675	AVRG		0.40561		12.85397
57 Dibromochloromethane	0.22901	0.23388	0.23806	0.23759	0.24813	0.25383	0.26912	0.27345	AVRG		0.24788		6.63672
58 1,2-Dibromoethane	0.20784	0.23480	0.23777	0.23541	0.24296	0.23207	0.24577	0.24429	AVRG		0.23511		5.13440
59 Chlorobenzene	0.80113	0.71997	0.78265	0.75215	0.76353	0.76835	0.80687	0.79967	AVRG		0.77429		3.80876

Report Date : 08-Apr-2009 19:36

TestAmerica North Canton

INITIAL CALIBRATION DATA

Start Cal Date : 07-APR-2009 19:22
End Cal Date : 08-APR-2009 00:27
Quant Method : ISTD
Target Version : 4.14
Integrator : HP RTE
Method file : \\cansvr11\dd\chem\MSV\a3ux8a.i\M90407A-IC.b\8260SUX8.m
Last Edit : 08-Apr-2009 19:21 latat

	5.0000	10.0000	25.0000	50.0000	100.0000	250.0000		Coefficients			%RSD
Compound	Level 1	Level 2	Level 3	Level 4	Level 5	Level 6	Curve	b	m1	m2	or R^2
	500.0000	1000.0000									
	Level 7	Level 8									
60 1,1,1,2-Tetrachloroethane	0.25054	0.24849	0.27860	0.26503	0.26653	0.27652					
	0.28845	0.28536					AVRG		0.26994		5.54990
61 Ethylbenzene	0.39092	0.39238	0.46437	0.43036	0.44373	0.45298					
	0.46733	0.46713					AVRG		0.43865		7.21660
62 m + p-Xylene	0.49348	0.48072	0.54091	0.53526	0.53788	0.54775					
	0.57483	0.57640					AVRG		0.53590		6.37473
M 63 Xylenes (total)	0.49439	0.48080	0.53833	0.52449	0.53302	0.54277					
	0.56737	0.56560					AVRG		0.53085		5.79229
64 Xylene-o	0.49621	0.48097	0.53317	0.50294	0.52332	0.53282					
	0.55246	0.54399					AVRG		0.52074		4.78906
65 Styrene	0.76934	0.77779	0.84900	0.83513	0.84547	0.86683					
	0.91394	0.90611					AVRG		0.84545		6.21367
66 Bromoform	0.10723	0.10805	0.12881	0.13636	0.13671	0.14010					
	0.15178	0.15360					AVRG		0.13283		13.21227

Report Date : 08-Apr-2009 19:36

TestAmerica North Canton

INITIAL CALIBRATION DATA

Start Cal Date : 07-APR-2009 19:22
End Cal Date : 08-APR-2009 00:27
Quant Method : ISTD
Target Version : 4.14
Integrator : HP RTE
Method file : \\cansvr11\dd\chem\MSV\a3ux8a.i\M90407A-IC.b\8260SUX8.m
Last Edit : 08-Apr-2009 19:21 latat

Compound	5.0000 Level 1	10.0000 Level 2	25.0000 Level 3	50.0000 Level 4	100.0000 Level 5	250.0000 Level 6	500.0000 Level 7	1000.0000 Level 8	Curve	Coefficients b	Coefficients m1	Coefficients m2	%RSD or R^2
67 Isopropylbenzene	1.11016	1.10764	1.35686	1.30268	1.33525	1.35784	1.43909	1.42757	AVRG		1.30463		9.88065
68 1,1,2,2-Tetrachloroethane	0.56769	0.55688	0.65203	0.61043	0.64519	0.60197	0.65193	0.63920	AVRG		0.61566		6.15011
69 1,4-Dichloro-2-butene	0.29852	0.35920	0.37925	0.37954	0.37622	0.35505	0.39862	0.38854	AVRG		0.36687		8.46373
70 1,2,3-Trichloropropane	+++++	0.18787	0.19515	0.19036	0.20673	0.18721	0.19962	0.19186	AVRG		0.19411		3.62018
71 Bromobenzene	0.62524	0.57875	0.67273	0.63565	0.63029	0.63674	0.67271	0.65304	AVRG		0.63814		4.73004
72 n-Propylbenzene	0.59948	0.68388	0.79243	0.76910	0.80450	0.80917	0.84690	0.83931	AVRG		0.76810		11.04860
73 2-Chlorotoluene	0.65408	0.62839	0.77014	0.70038	0.70380	0.69662	0.71820	0.71026	AVRG		0.69773		6.07524

Report Date : 08-Apr-2009 19:36

TestAmerica North Canton

INITIAL CALIBRATION DATA

Start Cal Date : 07-APR-2009 19:22
End Cal Date : 08-APR-2009 00:27
Quant Method : ISTD
Target Version : 4.14
Integrator : HP RTE
Method file : \\cansvr11\dd\chem\MSV\a3ux8a.i\M90407A-IC.b\8260SUX8.m
Last Edit : 08-Apr-2009 19:21 latat

Compound	5.0000 Level 1	10.0000 Level 2	25.0000 Level 3	50.0000 Level 4	100.0000 Level 5	250.0000 Level 6	Curve	Coefficients b	Coefficients m1	Coefficients m2	%RSD or R^2
	500.0000 Level 7	1000.0000 Level 8									
74 1,3,5-Trimethylbenzene	1.95391	2.06227	2.33894	2.25286	2.35294	2.40052					
	2.50634	2.49956					AVRG		2.29592		8.63618
75 4-Chlorotoluene	0.66164	0.59925	0.72311	0.69738	0.67378	0.69628					
	0.72855	0.71362					AVRG		0.68670		6.14124
76 tert-Butylbenzene	1.65757	1.72670	2.10296	2.03071	2.08544	2.10584					
	2.21657	2.18607					AVRG		2.01398		10.31272
77 1,2,4-Trimethylbenzene	2.13951	2.19083	2.33876	2.25731	2.29263	2.39589					
	2.51975	2.52084					AVRG		2.33194		6.04602
78 sec-Butylbenzene	2.30114	2.37799	2.99541	2.89147	3.00144	3.08043					
	3.26069	3.27636					AVRG		2.89811		12.74397
79 4-Isopropyltoluene	2.00287	1.89101	2.38650	2.28699	2.39974	2.46794					
	2.62944	2.63722					AVRG		2.33771		11.57152
80 1,3-Dichlorobenzene	1.15704	1.13549	1.26748	1.19110	1.21905	1.23265					
	1.28537	1.28253					AVRG		1.22134		4.64459

Report Date : 08-Apr-2009 19:36

TestAmerica North Canton

INITIAL CALIBRATION DATA

Start Cal Date : 07-APR-2009 19:22
End Cal Date : 08-APR-2009 00:27
Quant Method : ISTD
Target Version : 4.14
Integrator : HP RTE
Method file : \\cansvr11\dd\chem\MSV\a3ux8a.i\M90407A-IC.b\8260SUX8.m
Last Edit : 08-Apr-2009 19:21 latat

Compound	5.0000 Level 1	10.0000 Level 2	25.0000 Level 3	50.0000 Level 4	100.0000 Level 5	250.0000 Level 6	Curve	Coefficients b	Coefficients m1	Coefficients m2	%RSD or R^2
	500.0000 Level 7	1000.0000 Level 8									
81 1,4-Dichlorobenzene	1.33379	1.34290	1.29825	1.24680	1.23965	1.25414					
	1.29321	1.28438					AVRG		1.28664		2.99909
82 n-Butylbenzene	1.62501	1.68017	2.01147	1.94308	2.06316	2.12489					
	2.27311	2.31293					AVRG		2.00423		12.48426
83 1,2-Dichlorobenzene	1.08513	1.07072	1.16701	1.12573	1.16375	1.16099					
	1.21035	1.20487					AVRG		1.14857		4.45368
84 1,2-Dibromo-3-chloropropane	+++++	+++++	0.10750	0.12028	0.13054	0.12592					
	0.14080	0.13464					AVRG		0.12661		9.25855
85 1,2,4-Trichlorobenzene	0.67984	0.66856	0.70566	0.65747	0.68438	0.68695					
	0.72569	0.71749					AVRG		0.69076		3.43105
86 Hexachlorobutadiene	0.21572	0.22727	0.29614	0.29506	0.30828	0.30193					
	0.31965	0.30792					AVRG		0.28400		13.89772
87 Naphthalene	2.25320	2.27539	2.32717	2.10562	2.20354	2.09370					
	2.24355	2.15398					AVRG		2.20702		3.77250

Report Date : 08-Apr-2009 19:36

TestAmerica North Canton

INITIAL CALIBRATION DATA

Start Cal Date : 07-APR-2009 19:22
End Cal Date : 08-APR-2009 00:27
Quant Method : ISTD
Target Version : 4.14
Integrator : HP RTE
Method file : \\cansvr11\dd\chem\MSV\a3ux8a.i\M90407A-IC.b\8260SUX8.m
Last Edit : 08-Apr-2009 19:21 latat

Compound	5.0000 Level 1	10.0000 Level 2	25.0000 Level 3	50.0000 Level 4	100.0000 Level 5	250.0000 Level 6	500.0000 Level 7	1000.0000 Level 8	Curve	Coefficients b	Coefficients m1	Coefficients m2	%RSD or R^2	
88 1,2,3-Trichlorobenzene	0.64639	0.59945	0.64736	0.60838	0.62098	0.61349	0.64904	0.62791	AVRG		0.62663		3.07585	
89 Ethyl Ether	+++++	+++++	0.33190	0.30181	0.26192	0.27927	0.28845	0.29747	AVRG		0.29347		8.04188	
90 Ethanol	+++++	+++++	+++++	+++++	+++++	+++++	+++++	+++++	AVRG		0.000e+000		0.000e+000	<-
91 3-Chloropropene	+++++	+++++	0.12620	0.12750	0.10487	0.11652	0.12138	0.12345	AVRG		0.11998		6.96823	
92 Isopropyl Ether	+++++	+++++	0.21652	0.21020	0.17912	0.19928	0.21055	0.21933	AVRG		0.20583		7.18672	
93 2-Chloro-1,3-butadiene	+++++	+++++	0.54588	0.52711	0.44805	0.48042	0.50412	0.51214	AVRG		0.50295		6.90696	
94 Propionitrile	+++++	+++++	0.05008	0.06382	0.04889	0.05070	0.05424	0.05645	AVRG		0.05403		10.30070	

Report Date : 08-Apr-2009 19:36

TestAmerica North Canton

INITIAL CALIBRATION DATA

Start Cal Date : 07-APR-2009 19:22
End Cal Date : 08-APR-2009 00:27
Quant Method : ISTD
Target Version : 4.14
Integrator : HP RTE
Method file : \\cansvr11\dd\chem\MSV\a3ux8a.i\M90407A-IC.b\8260SUX8.m
Last Edit : 08-Apr-2009 19:21 latat

Compound	5.0000 Level 1 / 500.0000 Level 7	10.0000 Level 2 / 1000.0000 Level 8	25.0000 Level 3	50.0000 Level 4	100.0000 Level 5	250.0000 Level 6	Curve	Coefficients b	Coefficients m1	Coefficients m2	%RSD or R^2
95 Ethyl Acetate	+++++ / 0.38608	+++++ / 0.41142	0.40005	0.44079	0.33913	0.36101	AVRG		0.38975		9.30943
96 Methacrylonitrile	+++++ / 0.26354	+++++ / 0.27293	0.29046	0.30511	0.23789	0.25686	AVRG		0.27113		8.87775
97 Isobutanol	+++++ / 0.02104	+++++ / 0.02321	0.02139	0.02467	0.01887	0.01922	AVRG		0.02140		10.49314
98 Cyclohexane	+++++ / 0.75477	0.54814 / 0.72267	0.76904	0.71716	0.74395	0.71608	AVRG		0.71026		10.45563
99 n-Butanol	+++++ / 0.01626	+++++ / 0.01807	0.01285	0.01664	0.01363	0.01507	AVRG		0.01542		12.68807
100 Methyl Methacrylate	+++++ / 0.37282	+++++ / 0.39795	0.40333	0.42515	0.31558	0.35691	AVRG		0.37862		10.31648
101 2-Nitropropane	+++++ / 0.09255	+++++ / 0.10132	0.08336	0.09074	0.07301	0.08204	AVRG		0.08717		11.27949

Report Date : 08-Apr-2009 19:36

TestAmerica North Canton

INITIAL CALIBRATION DATA

Start Cal Date : 07-APR-2009 19:22
End Cal Date : 08-APR-2009 00:27
Quant Method : ISTD
Target Version : 4.14
Integrator : HP RTE
Method file : \\cansvr11\dd\chem\MSV\a3ux8a.i\M90407A-IC.b\8260SUX8.m
Last Edit : 08-Apr-2009 19:21 latat

Compound	5.0000 Level 1	10.0000 Level 2	25.0000 Level 3	50.0000 Level 4	100.0000 Level 5	250.0000 Level 6	500.0000 Level 7	1000.0000 Level 8	Curve	Coefficients b	Coefficients m1	Coefficients m2	%RSD or R^2	
102 Chloropicrin	+++++	+++++	+++++	+++++	+++++	+++++	+++++		AVRG		0.000e+000		0.000e+000	<-
103 Cyclohexanone	+++++	+++++	0.17209	0.23692	0.18246	0.17747	0.21335	0.23222	AVRG		0.20242		14.21341	
104 Pentachloroethane	+++++	+++++	+++++	+++++	+++++	+++++	+++++	+++++	AVRG		0.000e+000		0.000e+000	<-
105 Benzyl Chloride	+++++	+++++	+++++	+++++	+++++	+++++	+++++	+++++	AVRG		0.000e+000		0.000e+000	<-
134 Thiophene	+++++	+++++	+++++	+++++	+++++	+++++	+++++	+++++	AVRG		0.000e+000		0.000e+000	<-
135 Crotononitrile(1st Isomer)	+++++	+++++	+++++	+++++	+++++	+++++	+++++	+++++	AVRG		0.000e+000		0.000e+000	<-
136 Crotononitrile(2nd Isomer)	+++++	+++++	+++++	+++++	+++++	+++++	+++++	+++++	AVRG		0.000e+000		0.000e+000	<-

Report Date : 08-Apr-2009 19:36

TestAmerica North Canton

INITIAL CALIBRATION DATA

Start Cal Date : 07-APR-2009 19:22
End Cal Date : 08-APR-2009 00:27
Quant Method : ISTD
Target Version : 4.14
Integrator : HP RTE
Method file : \\cansvr11\dd\chem\MSV\a3ux8a.i\M90407A-IC.b\8260SUX8.m
Last Edit : 08-Apr-2009 19:21 latat

Compound	5.0000 Level 1	10.0000 Level 2	25.0000 Level 3	50.0000 Level 4	100.0000 Level 5	250.0000 Level 6	500.0000 Level 7	1000.0000 Level 8	Curve	Coefficients b	m1	m2	%RSD or R^2	
M 137 Total Crotononitrile	+++++	+++++	+++++	+++++	+++++	+++++	+++++	+++++	AVRG		0.000e+000		0.000e+000	<-
138 Paraldehyde	+++++	+++++	+++++	+++++	+++++	+++++	+++++	+++++	AVRG		0.000e+000		0.000e+000	<-
139 3,3,5-Trimethylcyclohexanone	+++++	+++++	+++++	+++++	+++++	+++++	+++++	+++++	AVRG		0.000e+000		0.000e+000	<-
140 1-Chlorohexane	+++++	+++++	+++++	+++++	+++++	+++++	+++++	+++++	AVRG		0.000e+000		0.000e+000	<-
141 1,3,5-Trichlorobenzene	0.67587	0.67213	0.76643	0.75005	0.76807	0.77726	0.81900	0.82908	AVRG		0.75724		7.65054	
143 Methyl Acetate	0.38807	0.38453	0.37678	0.33794	0.34626	0.30825	0.34018	0.34194	AVRG		0.35299		7.83267	
144 Methylcyclohexane	+++++	0.32104	0.46011	0.43529	0.45851	0.44784	0.47919	0.46433	AVRG		0.43805		12.18106	

Report Date : 08-Apr-2009 19:36

TestAmerica North Canton

INITIAL CALIBRATION DATA

Start Cal Date : 07-APR-2009 19:22
End Cal Date : 08-APR-2009 00:27
Quant Method : ISTD
Target Version : 4.14
Integrator : HP RTE
Method file : \\cansvr11\dd\chem\MSV\a3ux8a.i\M90407A-IC.b\8260SUX8.m
Last Edit : 08-Apr-2009 19:21 latat

Compound	5.0000 Level 1	10.0000 Level 2	25.0000 Level 3	50.0000 Level 4	100.0000 Level 5	250.0000 Level 6	500.0000 Level 7	1000.0000 Level 8	Curve	Coefficients b	m1	m2	%RSD or R^2	
145 Dimethoxymethane	+++++	+++++	+++++	+++++	+++++	+++++	+++++	+++++	AVRG		0.000e+000		0.000e+000	<-
146 2-Methylnaphthalene	+++++	+++++	1.09639	1.17832	1.15417	1.10678	1.22664	1.27086	AVRG		1.17219		5.79690	
147 Ethyl Acrylate	+++++	+++++	+++++	+++++	+++++	+++++	+++++	+++++	AVRG		0.000e+000		0.000e+000	<-
148 n-Butyl Acrylate	+++++	+++++	+++++	+++++	+++++	+++++	+++++	+++++	AVRG		0.000e+000		0.000e+000	<-
149 1,2:3,4-Diepoxybutane	+++++	+++++	+++++	+++++	+++++	+++++	+++++	+++++	AVRG		0.000e+000		0.000e+000	<-
150 Bromoacetone	+++++	+++++	+++++	+++++	+++++	+++++	+++++	+++++	AVRG		0.000e+000		0.000e+000	<-
151 Allyl Alcohol	+++++	+++++	+++++	+++++	+++++	+++++	+++++	+++++	AVRG		0.000e+000		0.000e+000	<-

Report Date : 08-Apr-2009 19:36

TestAmerica North Canton

INITIAL CALIBRATION DATA

Start Cal Date : 07-APR-2009 19:22
End Cal Date : 08-APR-2009 00:27
Quant Method : ISTD
Target Version : 4.14
Integrator : HP RTE
Method file : \\cansvr11\dd\chem\MSV\a3ux8a.i\M90407A-IC.b\8260SUX8.m
Last Edit : 08-Apr-2009 19:21 latat

Compound	5.0000 Level 1	10.0000 Level 2	25.0000 Level 3	50.0000 Level 4	100.0000 Level 5	250.0000 Level 6	500.0000 Level 7	1000.0000 Level 8	Curve	Coefficients b	Coefficients m1	Coefficients m2	%RSD or R^2	
152 Acenaphthylene	+++++	+++++	+++++	+++++	+++++	+++++	+++++	+++++	AVRG		0.000e+000		0.000e+000	<-
153 Vinyl Acetate-86	+++++	1090	3894	8161	17526	46383	98033	229251	WLINR	0.02500	0.04194		0.99648	
154 1,3-Butadiene	+++++	+++++	+++++	+++++	+++++	+++++	+++++	+++++	AVRG		0.000e+000		0.000e+000	<-
155 tert-Butyl Ethyl ether	+++++	+++++	1.05389	1.06833	0.88090	0.96853	1.02738	1.04879	AVRG		1.00797		7.08450	
156 tert-Amyl Methyl ether	+++++	+++++	0.60309	0.62138	0.51180	0.56553	0.60694	0.62923	AVRG		0.58966		7.46781	
157 1,2,3-Trimethylbenzene	+++++	+++++	2.54404	2.49220	2.11217	2.29815	2.45059	2.61506	AVRG		2.41870		7.60506	
$ 4 Dibromofluoromethane	0.18066	0.17144	0.17941	0.16940	0.17720	0.15691	0.17015	0.17268	AVRG		0.17223		4.36277	

Report Date : 08-Apr-2009 19:36

TestAmerica North Canton

INITIAL CALIBRATION DATA

Start Cal Date : 07-APR-2009 19:22
End Cal Date : 08-APR-2009 00:27
Quant Method : ISTD
Target Version : 4.14
Integrator : HP RTE
Method file : \\cansvr11\dd\chem\MSV\a3ux8a.i\M90407A-IC.b\8260SUX8.m
Last Edit : 08-Apr-2009 19:21 latat

Compound	5.0000 Level 1	10.0000 Level 2	25.0000 Level 3	50.0000 Level 4	100.0000 Level 5	250.0000 Level 6	Curve	Coefficients b	m1	m2	%RSD or R^2
	500.0000 Level 7	1000.0000 Level 8									
$ 5 1,2-Dichloroethane-d4	0.22148	0.26047	0.24434	0.24484	0.24047	0.20658					
	0.22350	0.23338					AVRG		0.23438		7.18438
$ 6 Toluene-d8	0.78134	0.71443	0.74357	0.72319	0.73257	0.72262					
	0.73345	0.76493					AVRG		0.73951		3.09968
$ 7 Bromofluorobenzene	0.48665	0.40575	0.38326	0.36857	0.35726	0.33890					
	0.35503	0.36321					AVRG		0.38233		12.20697

Report Date : 08-Apr-2009 19:36

TestAmerica North Canton

INITIAL CALIBRATION DATA

Start Cal Date : 07-APR-2009 19:22
End Cal Date : 08-APR-2009 00:27
Quant Method : ISTD
Target Version : 4.14
Integrator : HP RTE
Method file : \\cansvr11\dd\chem\MSV\a3ux8a.i\M90407A-IC.b\8260SUX8.m
Last Edit : 08-Apr-2009 19:21 latat

Curve	Formula	Units
Averaged	Amt = Rsp/m1	Response
Wt Linear	Amt = b + Rsp/m1	Response
Quad	Amt = b + m1*Rsp + m2*Rsp^2	Response

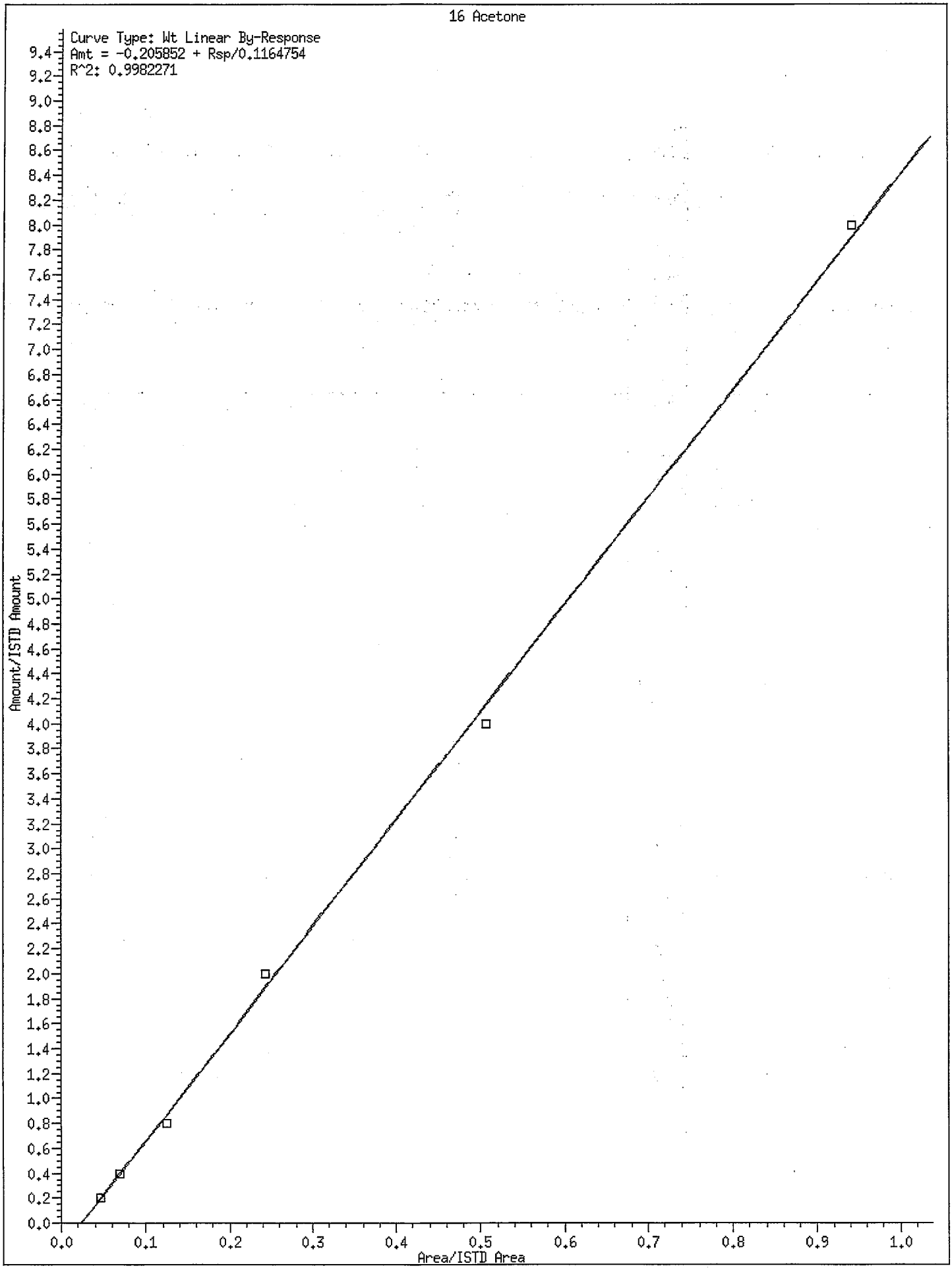
16 Acetone
Curve Type: Wt Linear By-Response
Amt = -0.205852 + Rsp/0.1164754
R^2: 0.9982271
Amount/ISTD Amount
Area/ISTD Area
0.0
0.1
0.2
0.3
0.4
0.5
0.6
0.7
0.8
0.9
1.0

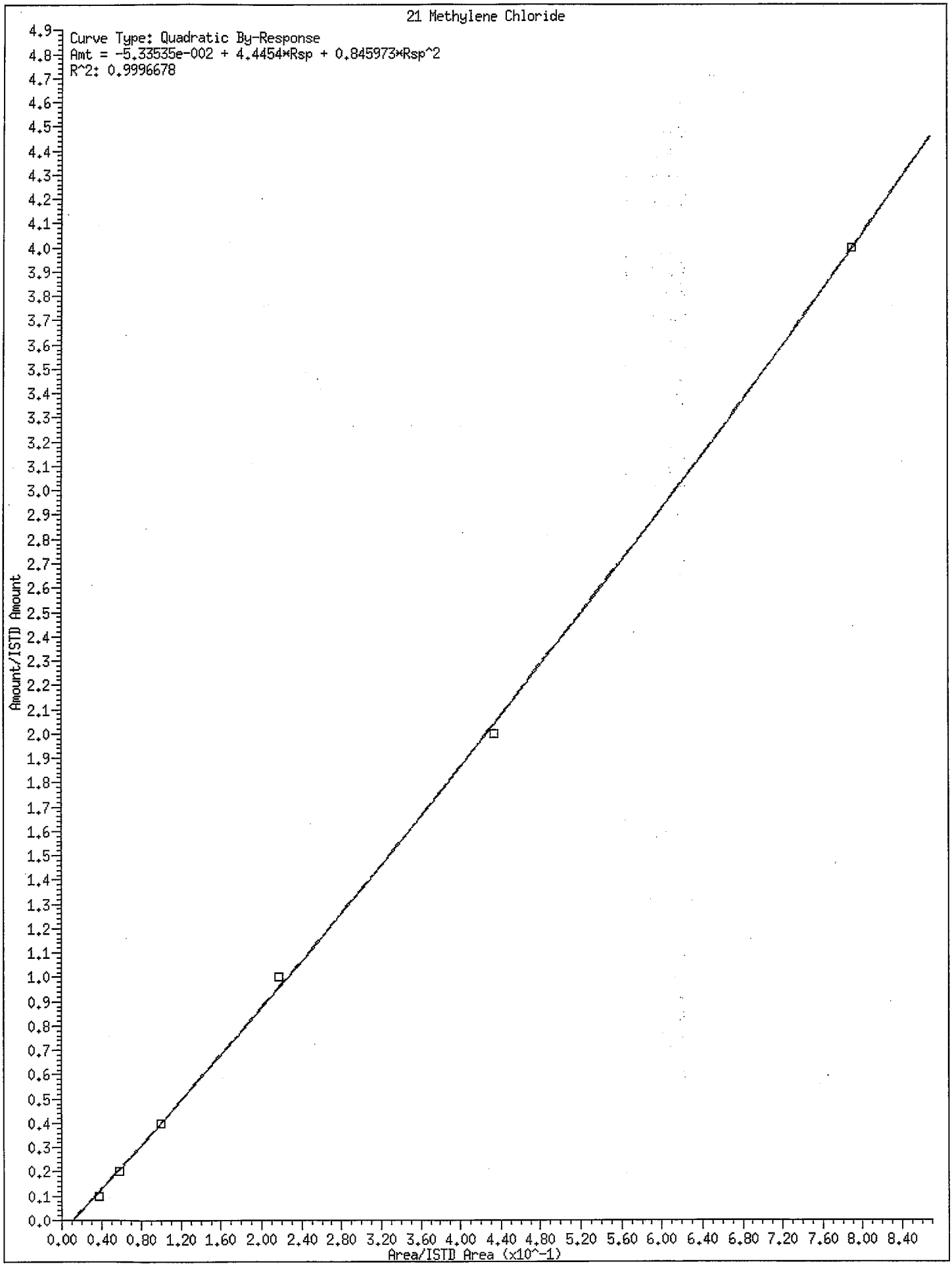
21 Methylene Chloride
Curve Type: Quadratic By-Response
Amt = -5.33535e-002 + 4.4454*Rsp + 0.845973*Rsp^2
R^2: 0.9996678
Amount/ISTD Amount
Area/ISTD Area (x10^-1)
0.00 0.40 0.80 1.20 1.60 2.00 2.40 2.80 3.20 3.60 4.00 4.40 4.80 5.20 5.60 6.00 6.40 6.80 7.20 7.60 8.00 8.40

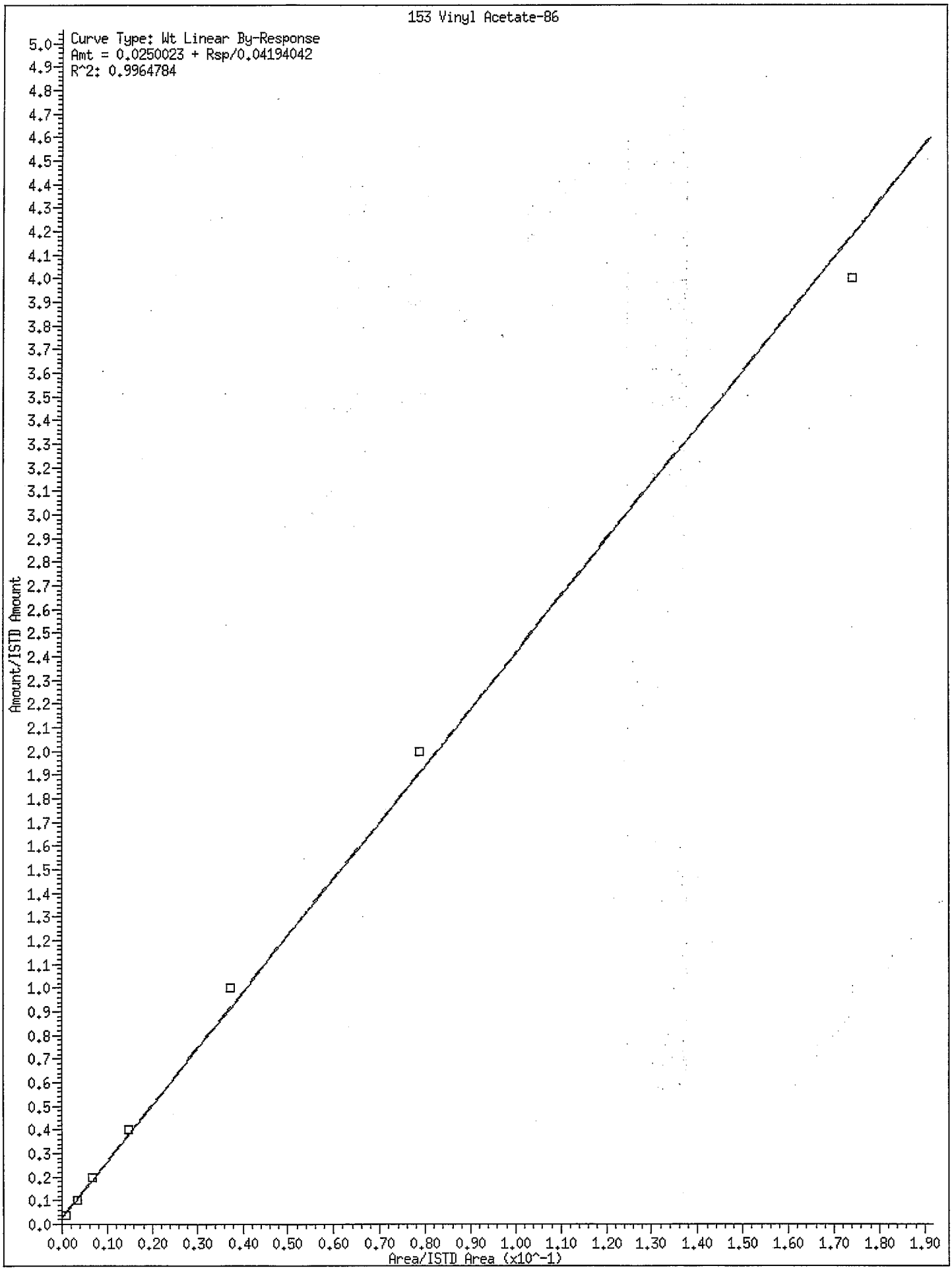
153 Vinyl Acetate-86
Curve Type: Wt Linear By-Response
Amt = 0.0250023 + Rsp/0.04194042
R^2: 0.9964784
Amount/ISTD Amount
Area/ISTD Area (x10^-1)
0.0 0.1 0.2 0.3 0.4 0.5 0.6 0.7 0.8 0.9 1.0 1.1 1.2 1.3 1.4 1.5 1.6 1.7 1.8 1.9 2.0 2.1 2.2 2.3 2.4 2.5 2.6 2.7 2.8 2.9 3.0 3.1 3.2 3.3 3.4 3.5 3.6 3.7 3.8 3.9 4.0 4.1 4.2 4.3 4.4 4.5 4.6 4.7 4.8 4.9 5.0
0.00 0.10 0.20 0.30 0.40 0.50 0.60 0.70 0.80 0.90 1.00 1.10 1.20 1.30 1.40 1.50 1.60 1.70 1.80 1.90

Data File: \\cansvr11\dd\chem\MSV\a3ux8a.i\M90407A-IC.b\UX86672.D
Report Date: 08-Apr-2009 19:05

TestAmerica North Canton

VOLATILE REPORT SW-846 Method 8260A/8260B

Data file : \\cansvr11\dd\chem\MSV\a3ux8a.i\M90407A-IC.b\UX86672.D
Lab Smp Id: 1000NG-IC
Inj Date : 07-APR-2009 19:22
Operator : 402279 Inst ID: a3ux8a.i
Smp Info : 1000NG-IC
Misc Info : M90407A-IC,8260SUX8,1-8260.SUB,402279,1,8
Comment :
Method : \\cansvr11\dd\chem\MSV\a3ux8a.i\M90407A-IC.b\8260SUX8.m
Meth Date : 08-Apr-2009 19:05 a3ux8a.i Quant Type: ISTD
Cal Date : 08-APR-2009 00:27 Cal File: UX86686.D
Als bottle: 2 Calibration Sample, Level: 8
Dil Factor: 1.00000
Integrator: HP RTE Compound Sublist: 1-8260.SUB
Target Version: 4.14
Processing Host: CANPGCV909

Concentration Formula: Amt * DF * 1/Vo * CpndVariable

Name	Value	Description
DF	1.000	Dilution Factor
Vo	5.000	Sample Volume
Va	100.000	Injection Volume
Cpnd Variable		Local Compound Variable

Compounds	QUANT SIG MASS	RT	EXP RT	REL RT	RESPONSE	AMOUNTS CAL-AMT (ng)	AMOUNTS ON-COL (ng)
* 1 Fluorobenzene	96	5.300	5.300	(1.000)	1315145	250.000	
* 2 Chlorobenzene-d5	117	7.843	7.843	(1.000)	920419	250.000	
* 3 1,4-Dichlorobenzene-d4	152	10.039	10.039	(1.000)	413423	250.000	
$ 4 Dibromofluoromethane	113	4.783	4.783	(0.902)	908409	1000.00	1002.6(A)
$ 5 1,2-Dichloroethane-d4	65	5.051	5.051	(0.953)	1227689	1000.00	995.70
$ 6 Toluene-d8	98	6.578	6.578	(1.241)	4023983	1000.00	1034.4(A)
$ 7 Bromofluorobenzene	95	8.926	8.926	(1.138)	1337211	1000.00	949.98
8 Dichlorodifluoromethane	85	1.650	1.650	(0.311)	851822	1000.00	1026.6(A)
9 Chloromethane	50	1.826	1.826	(0.345)	1953869	1000.00	943.16
10 Vinyl Chloride	62	1.948	1.948	(0.368)	1615852	1000.00	950.21
11 Bromomethane	94	2.252	2.252	(0.425)	177571	1000.00	309.05
12 Chloroethane	64	2.344	2.344	(0.442)	521399	1000.00	616.59
13 Trichlorofluoromethane	101	2.575	2.575	(0.486)	1049519	1000.00	998.93
15 Acrolein	56	2.964	2.964	(0.559)	1295939	10000.0	9050.9
16 Acetone	43	3.098	3.098	(0.585)	1241254	2000.00	1974.3
17 1,1-Dichloroethene	96	3.037	3.037	(0.573)	1007605	1000.00	1066.2(A)
18 Freon-113	151	3.037	3.037	(0.573)	644083	1000.00	1007.0(A)
19 Iodomethane	142	3.171	3.171	(0.598)	1479163	1000.00	959.75
20 Carbon Disulfide	76	3.220	3.220	(0.607)	2834031	1000.00	979.32
21 Methylene Chloride	84	3.432	3.432	(0.648)	1040487	1000.00	973.34
22 Acetonitrile	41	3.329	3.329	(0.628)	2551915	10000.0	9121.5
23 Acrylonitrile	53	3.639	3.639	(0.687)	1484376	2000.00	1903.6

Data File: \\cansvr11\dd\chem\MSV\a3ux8a.i\M90407A-IC.b\UX86672.D
Report Date: 08-Apr-2009 19:05

	Compounds	QUANT SIG MASS	RT	EXP RT	REL RT	RESPONSE	AMOUNTS CAL-AMT (ng)	AMOUNTS ON-COL (ng)
24	Methyl tert-butyl ether	73	3.639	3.639	(0.687)	3233180	1000.00	1017.8(A)
25	trans-1,2-Dichloroethene	96	3.645	3.645	(0.688)	1130238	1000.00	1005.2(A)
26	Hexane	86	3.834	3.834	(0.723)	287701	1000.00	1052.9(A)
27	Vinyl acetate	43	3.998	3.998	(0.754)	3919538	1000.00	1069.5(A)
28	1,1-Dichloroethane	63	3.974	3.974	(0.750)	2564288	1000.00	1003.2(A)
29	tert-Butyl Alcohol	59	3.536	3.536	(0.667)	3656836	20000.0	19121
30	2-Butanone	43	4.424	4.424	(0.835)	2038902	2000.00	1909.5
32	cis-1,2-dichloroethene	96	4.418	4.418	(0.834)	1208214	1000.00	1006.2(A)
33	2,2-Dichloropropane	77	4.418	4.418	(0.834)	961856	1000.00	947.29
34	Bromochloromethane	128	4.607	4.607	(0.869)	558401	1000.00	1000.5(A)
35	Chloroform	83	4.655	4.655	(0.878)	1668319	1000.00	994.16
36	Tetrahydrofuran	42	4.643	4.643	(0.876)	713240	1000.00	940.87
37	1,1,1-Trichloroethane	97	4.807	4.807	(0.907)	1347808	1000.00	975.23
38	1,1-Dichloropropene	75	4.923	4.923	(0.929)	1417373	1000.00	1093.3(A)
39	Carbon Tetrachloride	117	4.929	4.929	(0.930)	1353423	1000.00	1075.6(A)
40	1,2-Dichloroethane	62	5.112	5.112	(0.964)	1742773	1000.00	1008.3(A)
41	Benzene	78	5.093	5.093	(0.961)	4399452	1000.00	1025.2(A)
42	Trichloroethene	130	5.586	5.586	(1.054)	1138422	1000.00	1048.2(A)
43	1,2-Dichloropropane	63	5.781	5.781	(1.091)	1487415	1000.00	1040.1(A)
44	1,4-Dioxane	88	5.872	5.872	(1.108)	629943	50000.0	52689(A)
45	Dibromomethane	93	5.878	5.878	(1.109)	556391	1000.00	1040.0(A)
46	Bromodichloromethane	83	5.988	5.988	(1.130)	1253413	1000.00	1037.1(A)
47	2-Chloroethyl vinyl ether	63	6.213	6.213	(1.172)	1797773	2000.00	2167.8(A)
48	cis-1,3-Dichloropropene	75	6.353	6.353	(1.199)	1778270	1000.00	1073.7(A)
49	4-Methyl-2-pentanone	43	6.462	6.462	(1.219)	4238141	2000.00	2017.5(A)
50	Toluene	91	6.632	6.632	(0.846)	4757789	1000.00	1104.4(A)
51	trans-1,3-Dichloropropene	75	6.809	6.809	(0.868)	1602295	1000.00	1153.4(A)
52	Ethyl Methacrylate	69	6.857	6.857	(0.874)	1602681	1000.00	1152.2(A)
53	1,1,2-Trichloroethane	97	6.979	6.979	(0.890)	906133	1000.00	1052.1(A)
54	1,3-Dichloropropane	76	7.125	7.125	(0.908)	1620262	1000.00	1050.9(A)
55	Tetrachloroethene	164	7.101	7.101	(0.905)	820509	1000.00	1146.6(A)
56	2-Hexanone	43	7.168	7.168	(0.914)	2995050	2000.00	2005.6(A)
57	Dibromochloromethane	129	7.332	7.332	(0.935)	1006748	1000.00	1103.1(A)
58	1,2-Dibromoethane	107	7.448	7.448	(0.950)	899412	1000.00	1039.0(A)
59	Chlorobenzene	112	7.867	7.867	(1.003)	2944140	1000.00	1032.8(A)
60	1,1,1,2-Tetrachloroethane	131	7.934	7.934	(1.012)	1050611	1000.00	1057.1(A)
61	Ethylbenzene	106	7.952	7.952	(1.014)	1719817	1000.00	1064.9(A)
62	m + p-Xylene	106	8.056	8.056	(1.027)	4244206	2000.00	2151.1(A)
64	Xylene-o	106	8.427	8.427	(1.074)	2002807	1000.00	1044.7(A)
65	Styrene	104	8.439	8.439	(1.076)	3335997	1000.00	1071.7(A)
66	Bromoform	173	8.634	8.634	(1.101)	565499	1000.00	1156.3(A)
67	Isopropylbenzene	105	8.762	8.762	(1.117)	5255834	1000.00	1094.2(A)
68	1,1,2,2-Tetrachloroethane	83	9.054	9.054	(0.902)	1057044	1000.00	1038.2(A)
69	1,4-Dichloro-2-butene	53	9.108	9.108	(0.907)	642526	1000.00	1059.1(A)
70	1,2,3-Trichloropropane	110	9.108	9.108	(0.907)	317280	1000.00	988.39
71	Bromobenzene	156	9.078	9.078	(0.904)	1079925	1000.00	1023.3(A)
72	n-Propylbenzene	120	9.157	9.157	(0.912)	1387968	1000.00	1092.7(A)
73	2-Chlorotoluene	126	9.254	9.254	(0.922)	1174548	1000.00	1018.0(A)
74	1,3,5-Trimethylbenzene	105	9.315	9.315	(0.928)	4133500	1000.00	1088.7(A)
75	4-Chlorotoluene	126	9.358	9.358	(0.932)	1180107	1000.00	1039.2(A)
76	tert-Butylbenzene	119	9.638	9.638	(0.960)	3615089	1000.00	1085.4(A)
77	1,2,4-Trimethylbenzene	105	9.686	9.686	(0.965)	4168688	1000.00	1081.0(A)
78	sec-Butylbenzene	105	9.851	9.851	(0.981)	5418083	1000.00	1130.5(A)
79	4-Isopropyltoluene	119	9.984	9.984	(0.995)	4361151	1000.00	1128.1(A)

Data File: \\cansvr11\dd\chem\MSV\a3ux8a.i\M90407A-IC.b\UX86672.D
Report Date: 08-Apr-2009 19:05

	Compounds	QUANT SIG MASS	RT	EXP RT	REL RT	RESPONSE	AMOUNTS CAL-AMT (ng)	AMOUNTS ON-COL (ng)
80	1,3-Dichlorobenzene	146	9.978	9.978	(0.994)	2120904	1000.00	1050.1(A)
81	1,4-Dichlorobenzene	146	10.063	10.063	(1.002)	2123976	1000.00	998.24
82	n-Butylbenzene	91	10.386	10.386	(1.035)	3824880	1000.00	1154.0(A)
83	1,2-Dichlorobenzene	146	10.435	10.435	(1.039)	1992479	1000.00	1049.0(A)
84	1,2-Dibromo-3-chloropropane	157	11.207	11.207	(1.116)	222654	1000.00	1063.4(A)
85	1,2,4-Trichlorobenzene	180	12.022	12.022	(1.198)	1186501	1000.00	1038.7(A)
86	Hexachlorobutadiene	225	12.181	12.181	(1.213)	509200	1000.00	1084.2(A)
87	Naphthalene	128	12.284	12.284	(1.224)	3562016	1000.00	975.97
88	1,2,3-Trichlorobenzene	180	12.546	12.546	(1.250)	1038374	1000.00	1002.0(A)
98	Cyclohexane	56	4.844	4.844	(0.914)	3801672	1000.00	1017.5(A)
143	Methyl Acetate	43	3.353	3.353	(0.633)	3597557	2000.00	1937.3
144	Methylcyclohexane	83	5.738	5.738	(1.083)	2442662	1000.00	1060.0(A)
141	1,3,5-Trichlorobenzene	180	11.402	11.402	(1.136)	1371036	1000.00	1094.9(A)
153	Vinyl Acetate-86	86	3.998	3.998	(0.754)	229251	1000.00	1045.3(A)

QC Flag Legend

A - Target compound detected but, quantitated amount exceeded maximum amount.

Data File: \\cansvr11\dd\chem\MSV\a3ux8a.i\M90407A-IC.b\UX86672.D
Report Date: 08-Apr-2009 19:05

TestAmerica North Canton

INTERNAL STANDARD COMPOUNDS
AREA AND RT SUMMARY

Instrument ID: a3ux8a.i
Lab File ID: UX86672.D
Lab Smp Id: 1000NG-IC
Analysis Type: VOA
Quant Type: ISTD
Operator: 402279
Calibration Date: 07-APR-2009
Calibration Time: 23:22
Level: LOW
Sample Type: SOIL
Method File: \\cansvr11\dd\chem\MSV\a3ux8a.i\M90407A-IC.b\8260SUX8.m
Misc Info: M90407A-IC,8260SUX8,1-8260.SUB,402279,1,8

COMPOUND	STANDARD	AREA LIMIT LOWER	AREA LIMIT UPPER	SAMPLE	%DIFF
1 Fluorobenzene	1156176	578088	2312352	1315145	13.75
2 Chlorobenzene-d5	853912	426956	1707824	920419	7.79
3 1,4-Dichlorobenze	383147	191574	766294	413423	7.90

COMPOUND	STANDARD	RT LIMIT LOWER	RT LIMIT UPPER	SAMPLE	%DIFF
1 Fluorobenzene	5.30	4.80	5.80	5.30	-0.07
2 Chlorobenzene-d5	7.85	7.35	8.35	7.84	-0.05
3 1,4-Dichlorobenze	10.04	9.54	10.54	10.04	0.02

AREA UPPER LIMIT = +100% of internal standard area.
AREA LOWER LIMIT = - 50% of internal standard area.
RT UPPER LIMIT = + 0.50 minutes of internal standard RT.
RT LOWER LIMIT = - 0.50 minutes of internal standard RT.


Y (x10^6)
0.1
0.2
0.3
0.4
0.5
0.6
0.7
0.8
0.9
1.0
1.1
1.2
1.3
1.4
1.5
Min
2
3
4
5
6
7
8
9
10
11
12
13
14
Chloromethane
Vinyl Chloride
-Bromomethane
-Chloroethane
-Trichlorofluoromethane
Acrolein
-Iodomethane
Hexane
Vinyl acetate+
Fluorobenzene
Trichloroethene
2-Chloroethyl vinyl ether
-1,2-Dibromoethane
Dibromochloromethane
1,1,1,2-Tetrachloroethane+
m + p-Xylene
-Bromoform
Xylene-o+
Isopropylbenzene
Bromofluorobenzene
1,3,5-Trimethylbenzene+
-1,2-Dichloroethene (total
1,4-Dichlorobenzene-d4+
n-Butylbenzene+
-1,2-Dibromo-3-chloropropa
1,3,5-Trichlorobenzene
Hexachlorobutadiene
Naphthalene
1,2,3-Trichlorobenzene
\\cansvr11\dd\chem\MSV\a3ux8a.i\M90407A-IC.b\UX86672.D
Data File: \\cansvr11\dd\chem\MSV\a3ux8a.i\M90407A-IC.b\UX86672.D
Date : 07-APR-2009 19:22
Client ID:
Sample Info: 1000NG-IC
Purge Volume: 5.0
Column phase: DB624
Instrument: a3ux8a.i
Operator: 402279
Column diameter: 0.18

Data File: \\cansvr11\dd\chem\MSV\a3ux8a.i\M90407A-IC.b\UX86673.D
Report Date: 08-Apr-2009 19:05

TestAmerica North Canton

VOLATILE REPORT SW-846 Method 8260A/8260B

Data file : \\cansvr11\dd\chem\MSV\a3ux8a.i\M90407A-IC.b\UX86673.D
Lab Smp Id: 500NG-IC
Inj Date : 07-APR-2009 19:44
Operator : 402279 Inst ID: a3ux8a.i
Smp Info : 500NG-IC
Misc Info : M90407A-IC,8260SUX8,1-8260.SUB,402279,1,7
Comment :
Method : \\cansvr11\dd\chem\MSV\a3ux8a.i\M90407A-IC.b\8260SUX8.m
Meth Date : 08-Apr-2009 19:05 a3ux8a.i Quant Type: ISTD
Cal Date : 07-APR-2009 22:39 Cal File: UX86681.D
Als bottle: 3 Calibration Sample, Level: 7
Dil Factor: 1.00000
Integrator: HP RTE Compound Sublist: 1-8260.SUB
Target Version: 4.14
Processing Host: CANPGCV909

Concentration Formula: Amt * DF * 1/Vo * CpndVariable

Name	Value	Description
DF	1.000	Dilution Factor
Vo	5.000	Sample Volume
Va	100.000	Injection Volume
Cpnd Variable		Local Compound Variable

Compounds	QUANT SIG MASS	RT	EXP RT	REL RT	RESPONSE	AMOUNTS CAL-AMT (ng)	AMOUNTS ON-COL (ng)
* 1 Fluorobenzene	96	5.305	5.305	(1.000)	1244147	250.000	
* 2 Chlorobenzene-d5	117	7.842	7.842	(1.000)	911785	250.000	
* 3 1,4-Dichlorobenzene-d4	152	10.038	10.038	(1.000)	409607	250.000	
$ 4 Dibromofluoromethane	113	4.782	4.782	(0.901)	423378	500.000	493.95
$ 5 1,2-Dichloroethane-d4	65	5.056	5.056	(0.953)	556143	500.000	476.79
$ 6 Toluene-d8	98	6.577	6.577	(1.240)	1825044	500.000	495.90
$ 7 Bromofluorobenzene	95	8.925	8.925	(1.138)	647431	500.000	464.30
8 Dichlorodifluoromethane	85	1.655	1.655	(0.312)	400715	500.000	510.47
9 Chloromethane	50	1.832	1.832	(0.345)	918352	500.000	468.60
10 Vinyl Chloride	62	1.954	1.954	(0.368)	772945	500.000	480.47
11 Bromomethane	94	2.264	2.264	(0.427)	178389	500.000	328.19
12 Chloroethane	64	2.367	2.367	(0.446)	334197	500.000	417.76
13 Trichlorofluoromethane	101	2.598	2.598	(0.490)	496533	500.000	499.57
15 Acrolein	56	2.969	2.969	(0.560)	644355	5000.00	4757.0
16 Acetone	43	3.097	3.097	(0.584)	630790	1000.00	1036.8
17 1,1-Dichloroethene	96	3.042	3.042	(0.573)	493751	500.000	552.26
18 Freon-113	151	3.042	3.042	(0.573)	313644	500.000	518.34
19 Iodomethane	142	3.176	3.176	(0.599)	755581	500.000	518.23
20 Carbon Disulfide	76	3.231	3.231	(0.609)	1465655	500.000	535.37
21 Methylene Chloride	84	3.438	3.438	(0.648)	539763	500.000	523.24
22 Acetonitrile	41	3.334	3.334	(0.629)	1252476	5000.00	4732.3
23 Acrylonitrile	53	3.639	3.639	(0.686)	708171	1000.00	959.98

Data File: \\cansvr11\dd\chem\MSV\a3ux8a.i\M90407A-IC.b\UX86673.D
Report Date: 08-Apr-2009 19:05

	Compounds	QUANT SIG MASS	RT	EXP RT	REL RT	RESPONSE	AMOUNTS CAL-AMT (ng)	AMOUNTS ON-COL (ng)
24	Methyl tert-butyl ether	73	3.645	3.645	(0.687)	1581805	500.000	526.36
25	trans-1,2-Dichloroethene	96	3.651	3.651	(0.688)	552067	500.000	519.03
26	Hexane	86	3.839	3.839	(0.724)	133235	500.000	515.41
27	Vinyl acetate	43	4.004	4.004	(0.755)	1714893	500.000	494.62
28	1,1-Dichloroethane	63	3.979	3.979	(0.750)	1269650	500.000	525.06
29	tert-Butyl Alcohol	59	3.529	3.529	(0.665)	1803412	10000.0	9968.1
30	2-Butanone	43	4.429	4.429	(0.835)	909654	1000.00	900.55
32	cis-1,2-dichloroethene	96	4.423	4.423	(0.834)	598795	500.000	527.16
33	2,2-Dichloropropane	77	4.423	4.423	(0.834)	504447	500.000	525.16
34	Bromochloromethane	128	4.612	4.612	(0.869)	276419	500.000	523.53
35	Chloroform	83	4.655	4.655	(0.877)	829134	500.000	522.28
36	Tetrahydrofuran	42	4.642	4.642	(0.875)	341274	500.000	475.88
37	1,1,1-Trichloroethane	97	4.807	4.807	(0.906)	698297	500.000	534.10
38	1,1-Dichloropropene	75	4.928	4.928	(0.929)	669573	500.000	545.96
39	Carbon Tetrachloride	117	4.934	4.934	(0.930)	660504	500.000	554.87
40	1,2-Dichloroethane	62	5.111	5.111	(0.963)	831975	500.000	508.81
41	Benzene	78	5.099	5.099	(0.961)	2102424	500.000	517.88
42	Trichloroethene	130	5.591	5.591	(1.054)	535541	500.000	521.22
43	1,2-Dichloropropane	63	5.780	5.780	(1.089)	701472	500.000	518.51
44	1,4-Dioxane	88	5.871	5.871	(1.107)	297049	25000.0	26264
45	Dibromomethane	93	5.877	5.877	(1.108)	269847	500.000	533.20
46	Bromodichloromethane	83	5.987	5.987	(1.128)	603551	500.000	527.89
47	2-Chloroethyl vinyl ether	63	6.212	6.212	(1.171)	790139	1000.00	1007.2
48	cis-1,3-Dichloropropene	75	6.352	6.352	(1.197)	835561	500.000	533.29
49	4-Methyl-2-pentanone	43	6.461	6.461	(1.218)	1948960	1000.00	980.72
50	Toluene	91	6.632	6.632	(0.846)	2248052	500.000	526.78
51	trans-1,3-Dichloropropene	75	6.808	6.808	(0.868)	760399	500.000	552.54
52	Ethyl Methacrylate	69	6.857	6.857	(0.874)	760989	500.000	552.25
53	1,1,2-Trichloroethane	97	6.978	6.978	(0.890)	446595	500.000	523.45
54	1,3-Dichloropropane	76	7.131	7.131	(0.909)	788219	500.000	516.06
55	Tetrachloroethene	164	7.100	7.100	(0.905)	389852	500.000	549.94
56	2-Hexanone	43	7.167	7.167	(0.914)	1414673	1000.00	956.30
57	Dibromochloromethane	129	7.331	7.331	(0.935)	490758	500.000	542.83
58	1,2-Dibromoethane	107	7.447	7.447	(0.950)	448182	500.000	522.67
59	Chlorobenzene	112	7.867	7.867	(1.003)	1471393	500.000	521.04
60	1,1,1,2-Tetrachloroethane	131	7.934	7.934	(1.012)	526015	500.000	534.29
61	Ethylbenzene	106	7.952	7.952	(1.014)	852218	500.000	532.70
62	m + p-Xylene	106	8.055	8.055	(1.027)	2096472	1000.00	1072.6
64	Xylene-o	106	8.426	8.426	(1.074)	1007443	500.000	530.46
65	Styrene	104	8.438	8.438	(1.076)	1666637	500.000	540.51
66	Bromoform	173	8.633	8.633	(1.101)	276783	500.000	571.33
67	Isopropylbenzene	105	8.761	8.761	(1.117)	2624273	500.000	551.53
68	1,1,2,2-Tetrachloroethane	83	9.053	9.053	(0.902)	534071	500.000	529.45
69	1,4-Dichloro-2-butene	53	9.108	9.108	(0.907)	326556	500.000	543.28
70	1,2,3-Trichloropropane	110	9.108	9.108	(0.907)	163529	500.000	514.17
71	Bromobenzene	156	9.077	9.077	(0.904)	551094	500.000	527.08
72	n-Propylbenzene	120	9.150	9.150	(0.912)	693795	500.000	551.30
73	2-Chlorotoluene	126	9.254	9.254	(0.922)	588359	500.000	514.67
74	1,3,5-Trimethylbenzene	105	9.315	9.315	(0.928)	2053226	500.000	545.82
75	4-Chlorotoluene	126	9.357	9.357	(0.932)	596841	500.000	530.47
76	tert-Butylbenzene	119	9.637	9.637	(0.960)	1815849	500.000	550.30
77	1,2,4-Trimethylbenzene	105	9.686	9.686	(0.965)	2064212	500.000	540.27
78	sec-Butylbenzene	105	9.850	9.850	(0.981)	2671200	500.000	562.55
79	4-Isopropyltoluene	119	9.984	9.984	(0.995)	2154073	500.000	562.40

Data File: \\cansvr11\dd\chem\MSV\a3ux8a.i\M90407A-IC.b\UX86673.D
Report Date: 08-Apr-2009 19:05

Compounds	QUANT SIG MASS	RT	EXP RT	REL RT	RESPONSE	AMOUNTS CAL-AMT (ng)	AMOUNTS ON-COL (ng)
80 1,3-Dichlorobenzene	146	9.978	9.978	(0.994)	1052992	500.000	526.21
81 1,4-Dichlorobenzene	146	10.063	10.063	(1.002)	1059414	500.000	502.55
82 n-Butylbenzene	91	10.385	10.385	(1.035)	1862167	500.000	567.08
83 1,2-Dichlorobenzene	146	10.434	10.434	(1.039)	991539	500.000	526.90
84 1,2-Dibromo-3-chloropropane	157	11.206	11.206	(1.116)	115344	500.000	556.02
85 1,2,4-Trichlorobenzene	180	12.022	12.022	(1.198)	594495	500.000	525.29
86 Hexachlorobutadiene	225	12.180	12.180	(1.213)	261863	500.000	562.78
87 Naphthalene	128	12.283	12.283	(1.224)	1837950	500.000	508.28
88 1,2,3-Trichlorobenzene	180	12.545	12.545	(1.250)	531704	500.000	517.89
98 Cyclohexane	56	4.849	4.849	(0.914)	1878083	500.000	531.33
143 Methyl Acetate	43	3.353	3.353	(0.632)	1692914	1000.00	963.69
144 Methylcyclohexane	83	5.737	5.737	(1.081)	1192371	500.000	546.97
141 1,3,5-Trichlorobenzene	180	11.401	11.401	(1.136)	670935	500.000	540.78
153 Vinyl Acetate-86	86	4.004	4.004	(0.755)	98033	500.000	475.94

Data File: \\cansvr11\dd\chem\MSV\a3ux8a.i\M90407A-IC.b\UX86673.D
Report Date: 08-Apr-2009 19:05

TestAmerica North Canton

INTERNAL STANDARD COMPOUNDS
AREA AND RT SUMMARY

Instrument ID: a3ux8a.i
Lab File ID: UX86673.D
Lab Smp Id: 500NG-IC
Analysis Type: VOA
Quant Type: ISTD
Operator: 402279
Calibration Date: 07-APR-2009
Calibration Time: 23:22
Level: LOW
Sample Type: SOIL
Method File: \\cansvr11\dd\chem\MSV\a3ux8a.i\M90407A-IC.b\8260SUX8.m
Misc Info: M90407A-IC,8260SUX8,1-8260.SUB,402279,1,7

COMPOUND	STANDARD	AREA LIMIT LOWER	AREA LIMIT UPPER	SAMPLE	%DIFF
1 Fluorobenzene	1156176	578088	2312352	1244147	7.61
2 Chlorobenzene-d5	853912	426956	1707824	911785	6.78
3 1,4-Dichlorobenze	383147	191574	766294	409607	6.91

COMPOUND	STANDARD	RT LIMIT LOWER	RT LIMIT UPPER	SAMPLE	%DIFF
1 Fluorobenzene	5.30	4.80	5.80	5.31	0.03
2 Chlorobenzene-d5	7.85	7.35	8.35	7.84	-0.06
3 1,4-Dichlorobenze	10.04	9.54	10.54	10.04	0.02

AREA UPPER LIMIT = +100% of internal standard area.
AREA LOWER LIMIT = - 50% of internal standard area.
RT UPPER LIMIT = + 0.50 minutes of internal standard RT.
RT LOWER LIMIT = - 0.50 minutes of internal standard RT.



Data File: \\cansvr11\dd\chem\MSV\a3ux8a.i\M90407A-IC.b\UX86673.D
Date : 07-APR-2009 19:44
Client ID:
Sample Info: 500NG-IC
Purge Volume: 5.0
Column phase: DB624

Instrument: a3ux8a.i
Operator: 402279
Column diameter: 0.18

Data File: \\cansvr11\dd\chem\MSV\a3ux8a.i\M90407A-IC.b\UX86674.D
Report Date: 08-Apr-2009 19:05

TestAmerica North Canton

VOLATILE REPORT SW-846 Method 8260A/8260B

Data file : \\cansvr11\dd\chem\MSV\a3ux8a.i\M90407A-IC.b\UX86674.D
Lab Smp Id: 250NG-IC
Inj Date : 07-APR-2009 20:06
Operator : 402279 Inst ID: a3ux8a.i
Smp Info : 250NG-IC
Misc Info : M90407A-IC,8260SUX8,1-8260.SUB,402279,1,6
Comment :
Method : \\cansvr11\dd\chem\MSV\a3ux8a.i\M90407A-IC.b\8260SUX8.m
Meth Date : 08-Apr-2009 19:05 a3ux8a.i Quant Type: ISTD
Cal Date : 07-APR-2009 23:00 Cal File: UX86682.D
Als bottle: 4 Calibration Sample, Level: 6
Dil Factor: 1.00000
Integrator: HP RTE Compound Sublist: 1-8260.SUB
Target Version: 4.14
Processing Host: CANPGCV909

Concentration Formula: Amt * DF * 1/Vo * CpndVariable

Name	Value	Description
DF	1.000	Dilution Factor
Vo	5.000	Sample Volume
Va	100.000	Injection Volume
Cpnd Variable		Local Compound Variable

	Compounds	QUANT SIG MASS	RT	EXP RT	REL RT	RESPONSE	AMOUNTS CAL-AMT (ng)	AMOUNTS ON-COL (ng)
* 1	Fluorobenzene	96	5.303	5.303	(1.000)	1241913	250.000	
* 2	Chlorobenzene-d5	117	7.846	7.846	(1.000)	898392	250.000	
* 3	1,4-Dichlorobenzene-d4	152	10.036	10.036	(1.000)	404827	250.000	
$ 4	Dibromofluoromethane	113	4.780	4.780	(0.901)	194864	250.000	227.76
$ 5	1,2-Dichloroethane-d4	65	5.054	5.054	(0.953)	256557	250.000	220.35
$ 6	Toluene-d8	98	6.575	6.575	(1.240)	897430	250.000	244.29
$ 7	Bromofluorobenzene	95	8.923	8.923	(1.137)	304461	250.000	221.60
8	Dichlorodifluoromethane	85	1.653	1.653	(0.312)	200459	250.000	255.82
9	Chloromethane	50	1.830	1.830	(0.345)	463415	250.000	236.89
10	Vinyl Chloride	62	1.945	1.945	(0.367)	381374	250.000	237.49
11	Bromomethane	94	2.274	2.274	(0.429)	121260	250.000	223.49
12	Chloroethane	64	2.377	2.377	(0.448)	181964	250.000	227.87
13	Trichlorofluoromethane	101	2.602	2.602	(0.491)	247025	250.000	248.98
15	Acrolein	56	2.967	2.967	(0.560)	300655	2500.00	2223.6
16	Acetone	43	3.095	3.095	(0.584)	301565	500.000	469.73
17	1,1-Dichloroethene	96	3.040	3.040	(0.573)	235994	250.000	264.44
18	Freon-113	151	3.046	3.046	(0.574)	146299	250.000	242.21
19	Iodomethane	142	3.174	3.174	(0.599)	357665	250.000	245.75
20	Carbon Disulfide	76	3.229	3.229	(0.609)	689628	250.000	252.36
21	Methylene Chloride	84	3.436	3.436	(0.648)	269846	250.000	250.46
22	Acetonitrile	41	3.332	3.332	(0.628)	602045	2500.00	2278.8
23	Acrylonitrile	53	3.643	3.643	(0.687)	322266	500.000	437.64

Data File: \\cansvr11\dd\chem\MSV\a3ux8a.i\M90407A-IC.b\UX86674.D
Report Date: 08-Apr-2009 19:05

	Compounds	QUANT SIG MASS	RT	EXP RT	REL RT	RESPONSE	AMOUNTS CAL-AMT (ng)	AMOUNTS ON-COL (ng)
24	Methyl tert-butyl ether	73	3.643	3.643	(0.687)	723276	250.000	241.11
25	trans-1,2-Dichloroethene	96	3.649	3.649	(0.688)	263655	250.000	248.32
26	Hexane	86	3.843	3.843	(0.725)	61245	250.000	237.35
27	Vinyl acetate	43	4.002	4.002	(0.755)	821325	250.000	237.32
28	1,1-Dichloroethane	63	3.977	3.977	(0.750)	594228	250.000	246.18
29	tert-Butyl Alcohol	59	3.521	3.521	(0.664)	770244	5000.00	4265.0
30	2-Butanone	43	4.427	4.427	(0.835)	436119	500.000	432.53
32	cis-1,2-dichloroethene	96	4.421	4.421	(0.834)	273455	250.000	241.17
33	2,2-Dichloropropane	77	4.421	4.421	(0.834)	244053	250.000	254.53
34	Bromochloromethane	128	4.610	4.610	(0.869)	129418	250.000	245.56
35	Chloroform	83	4.659	4.659	(0.878)	386467	250.000	243.88
36	Tetrahydrofuran	42	4.640	4.640	(0.875)	151700	250.000	211.91
37	1,1,1-Trichloroethane	97	4.811	4.811	(0.907)	332065	250.000	254.44
38	1,1-Dichloropropene	75	4.926	4.926	(0.929)	321245	250.000	262.41
39	Carbon Tetrachloride	117	4.932	4.932	(0.930)	310573	250.000	261.37
40	1,2-Dichloroethane	62	5.109	5.109	(0.963)	393790	250.000	241.26
41	Benzene	78	5.097	5.097	(0.961)	998347	250.000	246.36
42	Trichloroethene	130	5.589	5.589	(1.054)	258733	250.000	252.26
43	1,2-Dichloropropane	63	5.778	5.778	(1.089)	342279	250.000	253.46
44	1,4-Dioxane	88	5.869	5.869	(1.107)	137113	12500.0	12145
45	Dibromomethane	93	5.881	5.881	(1.109)	128941	250.000	255.24
46	Bromodichloromethane	83	5.991	5.991	(1.130)	285520	250.000	250.17
47	2-Chloroethyl vinyl ether	63	6.210	6.210	(1.171)	383889	500.000	490.21
48	cis-1,3-Dichloropropene	75	6.350	6.350	(1.197)	397363	250.000	254.07
49	4-Methyl-2-pentanone	43	6.465	6.465	(1.219)	928577	500.000	468.10
50	Toluene	91	6.636	6.636	(0.846)	1082409	250.000	257.42
51	trans-1,3-Dichloropropene	75	6.812	6.812	(0.868)	357376	250.000	263.56
52	Ethyl Methacrylate	69	6.855	6.855	(0.874)	352687	250.000	259.76
53	1,1,2-Trichloroethane	97	6.976	6.976	(0.889)	209153	250.000	248.80
54	1,3-Dichloropropane	76	7.128	7.128	(0.909)	378228	250.000	251.32
55	Tetrachloroethene	164	7.104	7.104	(0.905)	190582	250.000	272.85
56	2-Hexanone	43	7.171	7.171	(0.914)	663009	500.000	454.87
57	Dibromochloromethane	129	7.329	7.329	(0.934)	228038	250.000	256.00
58	1,2-Dibromoethane	107	7.445	7.445	(0.949)	208487	250.000	246.76
59	Chlorobenzene	112	7.871	7.871	(1.003)	690279	250.000	248.08
60	1,1,1,2-Tetrachloroethane	131	7.938	7.938	(1.012)	248419	250.000	256.09
61	Ethylbenzene	106	7.950	7.950	(1.013)	406954	250.000	258.17
62	m + p-Xylene	106	8.053	8.053	(1.026)	984187	500.000	511.05
64	Xylene-o	106	8.424	8.424	(1.074)	478682	250.000	255.80
65	Styrene	104	8.436	8.436	(1.075)	778753	250.000	256.32
66	Bromoform	173	8.637	8.637	(1.101)	125864	250.000	263.68
67	Isopropylbenzene	105	8.765	8.765	(1.117)	1219871	250.000	260.20
68	1,1,2,2-Tetrachloroethane	83	9.051	9.051	(0.902)	243694	250.000	244.44
69	1,4-Dichloro-2-butene	53	9.106	9.106	(0.907)	143733	250.000	241.95
70	1,2,3-Trichloropropane	110	9.106	9.106	(0.907)	75789	250.000	241.11
71	Bromobenzene	156	9.081	9.081	(0.905)	257769	250.000	249.45
72	n-Propylbenzene	120	9.154	9.154	(0.912)	327573	250.000	263.37
73	2-Chlorotoluene	126	9.252	9.252	(0.922)	282011	250.000	249.60
74	1,3,5-Trimethylbenzene	105	9.319	9.319	(0.928)	971794	250.000	261.39
75	4-Chlorotoluene	126	9.355	9.355	(0.932)	281872	250.000	253.49
76	tert-Butylbenzene	119	9.635	9.635	(0.960)	852499	250.000	261.40
77	1,2,4-Trimethylbenzene	105	9.684	9.684	(0.965)	969919	250.000	256.86
78	sec-Butylbenzene	105	9.848	9.848	(0.981)	1247041	250.000	265.73
79	4-Isopropyltoluene	119	9.988	9.988	(0.995)	999087	250.000	263.93

Data File: \\cansvr11\dd\chem\MSV\a3ux8a.i\M90407A-IC.b\UX86674.D
Report Date: 08-Apr-2009 19:05

	Compounds	QUANT SIG MASS	RT	EXP RT	REL RT	RESPONSE	AMOUNTS CAL-AMT (ng)	AMOUNTS ON-COL (ng)
80	1,3-Dichlorobenzene	146	9.976	9.976	(0.994)	499011	250.000	252.32
81	1,4-Dichlorobenzene	146	10.061	10.061	(1.002)	507709	250.000	243.68
82	n-Butylbenzene	91	10.389	10.389	(1.035)	860213	250.000	265.05
83	1,2-Dichlorobenzene	146	10.432	10.432	(1.039)	469999	250.000	252.70
84	1,2-Dibromo-3-chloropropane	157	11.204	11.204	(1.116)	50974	250.000	248.62
85	1,2,4-Trichlorobenzene	180	12.020	12.020	(1.198)	278097	250.000	248.62
86	Hexachlorobutadiene	225	12.178	12.178	(1.213)	122228	250.000	265.78
87	Naphthalene	128	12.281	12.281	(1.224)	847588	250.000	237.16
88	1,2,3-Trichlorobenzene	180	12.543	12.543	(1.250)	248359	250.000	244.76
98	Cyclohexane	56	4.847	4.847	(0.914)	889308	250.000	252.05
143	Methyl Acetate	43	3.351	3.351	(0.632)	765636	500.000	436.62
144	Methylcyclohexane	83	5.741	5.741	(1.083)	556173	250.000	255.59
141	1,3,5-Trichlorobenzene	180	11.399	11.399	(1.136)	314655	250.000	256.61
153	Vinyl Acetate-86	86	4.002	4.002	(0.755)	46383	250.000	228.88

Data File: \\cansvr11\dd\chem\MSV\a3ux8a.i\M90407A-IC.b\UX86674.D
Report Date: 08-Apr-2009 19:05

TestAmerica North Canton

INTERNAL STANDARD COMPOUNDS
AREA AND RT SUMMARY

Instrument ID: a3ux8a.i
Lab File ID: UX86674.D
Lab Smp Id: 250NG-IC
Analysis Type: VOA
Quant Type: ISTD
Operator: 402279
Calibration Date: 07-APR-2009
Calibration Time: 20:06
Level: LOW
Sample Type: SOIL
Method File: \\cansvr11\dd\chem\MSV\a3ux8a.i\M90407A-IC.b\8260SUX8.m
Misc Info: M90407A-IC,8260SUX8,1-8260.SUB,402279,1,6

COMPOUND	STANDARD	AREA LIMIT LOWER	AREA LIMIT UPPER	SAMPLE	%DIFF
1 Fluorobenzene	1241913	620957	2483826	1241913	0.00
2 Chlorobenzene-d5	898392	449196	1796784	898392	0.00
3 1,4-Dichlorobenze	404827	202414	809654	404827	0.00

COMPOUND	STANDARD	RT LIMIT LOWER	RT LIMIT UPPER	SAMPLE	%DIFF
1 Fluorobenzene	5.30	4.80	5.80	5.30	0.00
2 Chlorobenzene-d5	7.85	7.35	8.35	7.85	0.00
3 1,4-Dichlorobenze	10.04	9.54	10.54	10.04	0.00

AREA UPPER LIMIT = +100% of internal standard area.
AREA LOWER LIMIT = - 50% of internal standard area.
RT UPPER LIMIT = + 0.50 minutes of internal standard RT.
RT LOWER LIMIT = - 0.50 minutes of internal standard RT.


Data File: \\cansvr11\dd\chem\MSV\a3ux8a.i\M90407A-IC.b\UX86674.D
Date : 07-APR-2009 20:06
Client ID:
Sample Info: 250NG-IC
Purge Volume: 5.0
Column phase: DB624
Instrument: a3ux8a.i
Operator: 402279
Column diameter: 0.18
Y (x10^6)
Min
-Chloromethane
-Vinyl Chloride
-Bromomethane
-Chloroethane
-Trichlorofluoromethane
-Acrolein
-Acetone+
-Iodomethane
-Carbon Disulfide
-Acetonitrile+
-Methylene Chloride
-tert-Butyl Alcohol
-Vinyl acetate+
-Bromochloromethane+
2-Butanone+
-Dibromofluoromethane+
-1,2-Dichloroethane-d4
Cyclohexane
1,1-Dichloropropene+
1,2-Dichloroethane+
Fluorobenzene
-Trichloroethene
-1,4-Dioxane+
-Bromodichloromethane
1,2-Dichloropropane+
-2-Chloroethyl vinyl ether
-cis-1,3-Dichloropropene
4-methyl-2-pentanone
Toluene-d8
-trans-1,3-Dichloropropene
Ethyl Methacrylate
Toluene
-1,1,2-Trichloroethane
-1,3-Dichloropropane+
-2-Hexanone
-Dibromochloromethane
-1,2-Dibromoethane
Chlorobenzene-d5+
1,1,1,2-Tetrachloroethane+
m + p-Xylene
-Bromoform
Xylene-o+
-Bromofluorobenzene
Isopropylbenzene
-1,1,2,2-Tetrachloroethane+
n-Propylbenzene
2-Chlorotoluene+
1,3,5-Trimethylbenzene+
-1,2-Dichloroethene (total
1,2,4-Trimethylbenzene+
sec-Butylbenzene
4-Isopropyltoluene+
1,4-Dichlorobenzene-d4+
-1,2-Dichlorobenzene
n-Butylbenzene
-1,2-Dibromo-3-chloropropa
-1,3,5-Trichlorobenzene
-1,2,4-Trichlorobenzene
-Hexachlorobutadiene
-Naphthalene
-1,2,3-Trichlorobenzene
\\cansvr11\dd\chem\MSV\a3ux8a.i\M90407A-IC.b\UX86674.D

Data File: \\cansvr11\dd\chem\MSV\a3ux8a.i\M90407A-IC.b\UX86675.D
Report Date: 08-Apr-2009 19:05

TestAmerica North Canton

VOLATILE REPORT SW-846 Method 8260A/8260B

Data file : \\cansvr11\dd\chem\MSV\a3ux8a.i\M90407A-IC.b\UX86675.D
Lab Smp Id: 100NG-IC
Inj Date : 07-APR-2009 20:28
Operator : 402279 Inst ID: a3ux8a.i
Smp Info : 100NG-IC
Misc Info : M90407A-IC,8260SUX8,1-8260.SUB,402279,1,5
Comment :
Method : \\cansvr11\dd\chem\MSV\a3ux8a.i\M90407A-IC.b\8260SUX8.m
Meth Date : 08-Apr-2009 19:05 a3ux8a.i Quant Type: ISTD
Cal Date : 07-APR-2009 23:22 Cal File: UX86683.D
Als bottle: 5 Calibration Sample, Level: 5
Dil Factor: 1.00000
Integrator: HP RTE Compound Sublist: 1-8260.SUB
Target Version: 4.14
Processing Host: CANPGCV909

Concentration Formula: Amt * DF * 1/Vo * CpndVariable

Name	Value	Description
DF	1.000	Dilution Factor
Vo	5.000	Sample Volume
Va	100.000	Injection Volume
Cpnd Variable		Local Compound Variable

	Compounds	QUANT SIG MASS	RT	EXP RT	REL RT	RESPONSE	AMOUNTS CAL-AMT (ng)	AMOUNTS ON-COL (ng)
*	1 Fluorobenzene	96	5.302	5.302	(1.000)	1176384	250.000	
*	2 Chlorobenzene-d5	117	7.845	7.845	(1.000)	902122	250.000	
*	3 1,4-Dichlorobenzene-d4	152	10.035	10.035	(1.000)	405501	250.000	
$	4 Dibromofluoromethane	113	4.779	4.779	(0.901)	83384	100.000	102.89
$	5 1,2-Dichloroethane-d4	65	5.053	5.053	(0.953)	113154	100.000	102.60
$	6 Toluene-d8	98	6.580	6.580	(1.241)	344715	100.000	99.062
$	7 Bromofluorobenzene	95	8.922	8.922	(1.137)	128917	100.000	93.443
	8 Dichlorodifluoromethane	85	1.652	1.652	(0.312)	71503	100.000	96.334
	9 Chloromethane	50	1.829	1.829	(0.345)	185261	100.000	99.976
	10 Vinyl Chloride	62	1.944	1.944	(0.367)	147201	100.000	96.773
	11 Bromomethane	94	2.273	2.273	(0.429)	49614	100.000	96.535
	12 Chloroethane	64	2.376	2.376	(0.448)	72426	100.000	95.751
	13 Trichlorofluoromethane	101	2.601	2.601	(0.491)	94815	100.000	100.89
	15 Acrolein	56	2.966	2.966	(0.559)	126533	1000.00	987.96
	16 Acetone	43	3.094	3.094	(0.584)	147509	200.000	217.68
	17 1,1-Dichloroethene	96	3.039	3.039	(0.573)	91014	100.000	107.66
	18 Freon-113	151	3.045	3.045	(0.574)	58478	100.000	102.21
	19 Iodomethane	142	3.179	3.179	(0.600)	143382	100.000	104.01
	20 Carbon Disulfide	76	3.234	3.234	(0.610)	278296	100.000	107.51
	21 Methylene Chloride	84	3.435	3.435	(0.648)	117143	100.000	102.19
	22 Acetonitrile	41	3.331	3.331	(0.628)	258197	1000.00	1031.8
	23 Acrylonitrile	53	3.642	3.642	(0.687)	138781	200.000	198.97

Data File: \\cansvr11\dd\chem\MSV\a3ux8a.i\M90407A-IC.b\UX86675.D
Report Date: 08-Apr-2009 19:05

	Compounds	QUANT SIG MASS	RT	EXP RT	REL RT	RESPONSE	AMOUNTS CAL-AMT (ng)	AMOUNTS ON-COL (ng)
24	Methyl tert-butyl ether	73	3.642	3.642	(0.687)	293892	100.000	103.43
25	trans-1,2-Dichloroethene	96	3.648	3.648	(0.688)	100674	100.000	100.10
26	Hexane	86	3.842	3.842	(0.725)	24613	100.000	100.70
27	Vinyl acetate	43	4.000	4.000	(0.754)	322141	100.000	98.266
28	1,1-Dichloroethane	63	3.976	3.976	(0.750)	236028	100.000	103.23
29	tert-Butyl Alcohol	59	3.520	3.520	(0.664)	356213	2000.00	2082.3
30	2-Butanone	43	4.426	4.426	(0.835)	186593	200.000	195.37
32	cis-1,2-dichloroethene	96	4.420	4.420	(0.834)	111681	100.000	103.98
33	2,2-Dichloropropane	77	4.420	4.420	(0.834)	98510	100.000	108.46
34	Bromochloromethane	128	4.609	4.609	(0.869)	51606	100.000	103.37
35	Chloroform	83	4.658	4.658	(0.878)	153532	100.000	102.28
36	Tetrahydrofuran	42	4.645	4.645	(0.876)	68268	100.000	100.68
37	1,1,1-Trichloroethane	97	4.810	4.810	(0.907)	130819	100.000	105.82
38	1,1-Dichloropropene	75	4.931	4.931	(0.930)	121789	100.000	105.02
39	Carbon Tetrachloride	117	4.931	4.931	(0.930)	120281	100.000	106.86
40	1,2-Dichloroethane	62	5.114	5.114	(0.964)	157856	100.000	102.10
41	Benzene	78	5.096	5.096	(0.961)	381686	100.000	99.435
42	Trichloroethene	130	5.588	5.588	(1.054)	98262	100.000	101.14
43	1,2-Dichloropropane	63	5.777	5.777	(1.089)	130150	100.000	101.74
44	1,4-Dioxane	88	5.874	5.874	(1.108)	58713	5000.00	5490.1
45	Dibromomethane	93	5.880	5.880	(1.109)	51433	100.000	107.48
46	Bromodichloromethane	83	5.990	5.990	(1.130)	110185	100.000	101.92
47	2-Chloroethyl vinyl ether	63	6.209	6.209	(1.171)	149987	200.000	202.20
48	cis-1,3-Dichloropropene	75	6.349	6.349	(1.197)	152142	100.000	102.70
49	4-Methyl-2-pentanone	43	6.464	6.464	(1.219)	378886	200.000	201.64
50	Toluene	91	6.635	6.635	(0.846)	409323	100.000	96.943
51	trans-1,3-Dichloropropene	75	6.811	6.811	(0.868)	140732	100.000	103.36
52	Ethyl Methacrylate	69	6.854	6.854	(0.874)	144853	100.000	106.24
53	1,1,2-Trichloroethane	97	6.975	6.975	(0.889)	80594	100.000	95.475
54	1,3-Dichloropropane	76	7.127	7.127	(0.909)	151122	100.000	100.00
55	Tetrachloroethene	164	7.103	7.103	(0.905)	71947	100.000	102.58
56	2-Hexanone	43	7.170	7.170	(0.914)	285882	200.000	195.32
57	Dibromochloromethane	129	7.328	7.328	(0.934)	89538	100.000	100.10
58	1,2-Dibromoethane	107	7.450	7.450	(0.950)	87672	100.000	103.34
59	Chlorobenzene	112	7.870	7.870	(1.003)	275518	100.000	98.610
60	1,1,1,2-Tetrachloroethane	131	7.937	7.937	(1.012)	96178	100.000	98.737
61	Ethylbenzene	106	7.955	7.955	(1.014)	160118	100.000	101.16
62	m + p-Xylene	106	8.052	8.052	(1.026)	388185	200.000	200.74
64	Xylene-o	106	8.429	8.429	(1.074)	188839	100.000	100.50
65	Styrene	104	8.441	8.441	(1.076)	305086	100.000	100.00
66	Bromoform	173	8.636	8.636	(1.101)	49331	100.000	102.92
67	Isopropylbenzene	105	8.764	8.764	(1.117)	481824	100.000	102.35
68	1,1,2,2-Tetrachloroethane	83	9.056	9.056	(0.902)	104650	100.000	104.80
69	1,4-Dichloro-2-butene	53	9.105	9.105	(0.907)	61023	100.000	102.55
70	1,2,3-Trichloropropane	110	9.105	9.105	(0.907)	33532	100.000	106.50
71	Bromobenzene	156	9.080	9.080	(0.905)	102233	100.000	98.769
72	n-Propylbenzene	120	9.153	9.153	(0.912)	130490	100.000	104.74
73	2-Chlorotoluene	126	9.251	9.251	(0.922)	114156	100.000	100.87
74	1,3,5-Trimethylbenzene	105	9.317	9.317	(0.928)	381648	100.000	102.48
75	4-Chlorotoluene	126	9.354	9.354	(0.932)	109288	100.000	98.119
76	tert-Butylbenzene	119	9.634	9.634	(0.960)	338260	100.000	103.55
77	1,2,4-Trimethylbenzene	105	9.682	9.682	(0.965)	371866	100.000	98.314
78	sec-Butylbenzene	105	9.853	9.853	(0.982)	486834	100.000	103.56
79	4-Isopropyltoluene	119	9.987	9.987	(0.995)	389238	100.000	102.65

Data File: \\cansvr11\dd\chem\MSV\a3ux8a.i\M90407A-IC.b\UX86675.D
Report Date: 08-Apr-2009 19:05

Compounds	QUANT SIG MASS	RT	EXP RT	REL RT	RESPONSE	AMOUNTS CAL-AMT (ng)	AMOUNTS ON-COL (ng)
80 1,3-Dichlorobenzene	146	9.974	9.974	(0.994)	197731	100.000	99.813
81 1,4-Dichlorobenzene	146	10.060	10.060	(1.002)	201072	100.000	96.348
82 n-Butylbenzene	91	10.388	10.388	(1.035)	334645	100.000	102.94
83 1,2-Dichlorobenzene	146	10.431	10.431	(1.039)	188761	100.000	101.32
84 1,2-Dibromo-3-chloropropane	157	11.203	11.203	(1.116)	21174	100.000	103.10
85 1,2,4-Trichlorobenzene	180	12.025	12.025	(1.198)	111006	100.000	99.076
86 Hexachlorobutadiene	225	12.177	12.177	(1.213)	50003	100.000	108.55
87 Naphthalene	128	12.286	12.286	(1.224)	357415	100.000	99.842
88 1,2,3-Trichlorobenzene	180	12.542	12.542	(1.250)	100724	100.000	99.100
98 Cyclohexane	56	4.846	4.846	(0.914)	350066	100.000	104.74
143 Methyl Acetate	43	3.350	3.350	(0.632)	325870	200.000	196.19
144 Methylcyclohexane	83	5.740	5.740	(1.083)	215753	100.000	104.67
141 1,3,5-Trichlorobenzene	180	11.404	11.404	(1.136)	124582	100.000	101.43
153 Vinyl Acetate-86	86	4.000	4.000	(0.754)	17526	100.000	95.056

Data File: \\cansvr11\dd\chem\MSV\a3ux8a.i\M90407A-IC.b\UX86675.D
Report Date: 08-Apr-2009 19:05

TestAmerica North Canton

INTERNAL STANDARD COMPOUNDS
AREA AND RT SUMMARY

Instrument ID: a3ux8a.i
Lab File ID: UX86675.D
Lab Smp Id: 100NG-IC
Analysis Type: VOA
Quant Type: ISTD
Operator: 402279
Calibration Date: 07-APR-2009
Calibration Time: 20:06
Level: LOW
Sample Type: SOIL
Method File: \\cansvr11\dd\chem\MSV\a3ux8a.i\M90407A-IC.b\8260SUX8.m
Misc Info: M90407A-IC,8260SUX8,1-8260.SUB,402279,1,5

		AREA LIMIT			
COMPOUND	STANDARD	LOWER	UPPER	SAMPLE	%DIFF
1 Fluorobenzene	1241913	620957	2483826	1176384	-5.28
2 Chlorobenzene-d5	898392	449196	1796784	902122	0.42
3 1,4-Dichlorobenze	404827	202414	809654	405501	0.17

		RT LIMIT			
COMPOUND	STANDARD	LOWER	UPPER	SAMPLE	%DIFF
1 Fluorobenzene	5.30	4.80	5.80	5.30	-0.02
2 Chlorobenzene-d5	7.85	7.35	8.35	7.85	-0.01
3 1,4-Dichlorobenze	10.04	9.54	10.54	10.04	-0.01

AREA UPPER LIMIT = +100% of internal standard area.
AREA LOWER LIMIT = - 50% of internal standard area.
RT UPPER LIMIT = + 0.50 minutes of internal standard RT.
RT LOWER LIMIT = - 0.50 minutes of internal standard RT.

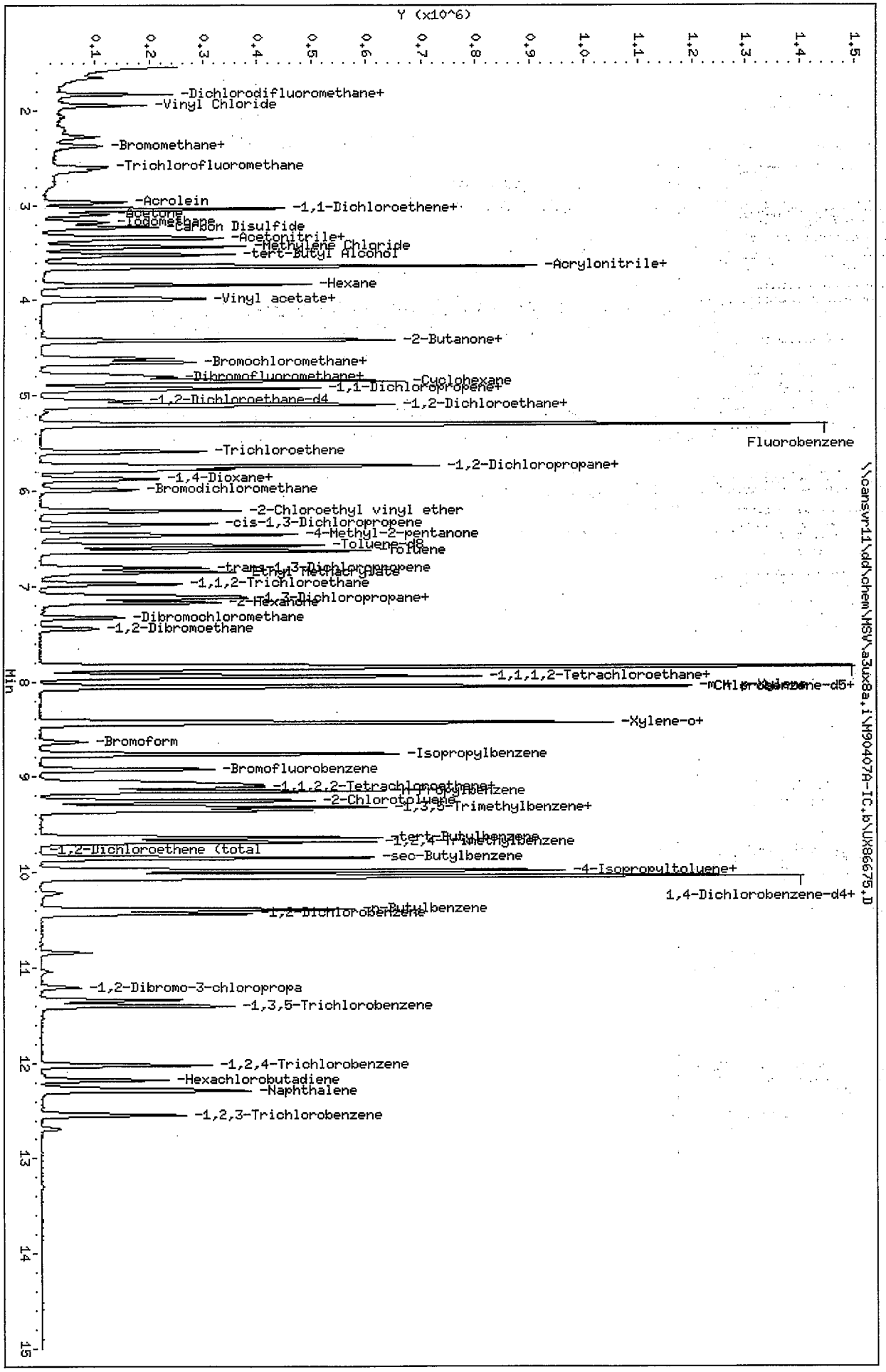

Data File: \\cansvr11\dd\chem\MSV\a3ux8a,i\M90407A-IC,b\UX86675.D
Date : 07-APR-2009 20:28
Client ID:
Sample Info: 100NG-IC
Purge Volume: 5.0
Column phase: DB624

Instrument: a3ux8a,i
Operator: 402279
Column diameter: 0.18

Data File: \\cansvr11\dd\chem\MSV\a3ux8a.i\M90407A-IC.b\UX86676.D
Report Date: 08-Apr-2009 19:05

TestAmerica North Canton

VOLATILE REPORT SW-846 Method 8260A/8260B

Data file : \\cansvr11\dd\chem\MSV\a3ux8a.i\M90407A-IC.b\UX86676.D
Lab Smp Id: 50NG-IC
Inj Date : 07-APR-2009 20:49
Operator : 402279 Inst ID: a3ux8a.i
Smp Info : 50NG-IC
Misc Info : M90407A-IC,8260SUX8,1-8260.SUB,402279,1,4
Comment :
Method : \\cansvr11\dd\chem\MSV\a3ux8a.i\M90407A-IC.b\8260SUX8.m
Meth Date : 08-Apr-2009 19:05 a3ux8a.i Quant Type: ISTD
Cal Date : 07-APR-2009 23:44 Cal File: UX86684.D
Als bottle: 6 Calibration Sample, Level: 4
Dil Factor: 1.00000
Integrator: HP RTE Compound Sublist: 1-8260.SUB
Target Version: 4.14
Processing Host: CANPGCV909

Concentration Formula: Amt * DF * 1/Vo * CpndVariable

Name	Value	Description
DF	1.000	Dilution Factor
Vo	5.000	Sample Volume
Va	100.000	Injection Volume
Cpnd Variable		Local Compound Variable

	Compounds	QUANT SIG MASS	RT	EXP RT	REL RT	RESPONSE	AMOUNTS CAL-AMT (ng)	AMOUNTS ON-COL (ng)
*	1 Fluorobenzene	96	5.306	5.306	(1.000)	1212015	250.000	
*	2 Chlorobenzene-d5	117	7.843	7.843	(1.000)	886024	250.000	
*	3 1,4-Dichlorobenzene-d4	152	10.039	10.039	(1.000)	403532	250.000	
$	4 Dibromofluoromethane	113	4.789	4.789	(0.903)	41064	50.0000	49.179
$	5 1,2-Dichloroethane-d4	65	5.056	5.056	(0.953)	59350	50.0000	52.231
$	6 Toluene-d8	98	6.577	6.577	(1.240)	175304	50.0000	48.896
$	7 Bromofluorobenzene	95	8.925	8.925	(1.138)	65313	50.0000	48.201
	8 Dichlorodifluoromethane	85	1.650	1.650	(0.311)	38551	50.0000	50.412
	9 Chloromethane	50	1.832	1.832	(0.345)	103393	50.0000	54.156
	10 Vinyl Chloride	62	1.948	1.948	(0.367)	83974	50.0000	53.583
	11 Bromomethane	94	2.282	2.282	(0.430)	26363	50.0000	49.787
	12 Chloroethane	64	2.380	2.380	(0.449)	40608	50.0000	52.108
	13 Trichlorofluoromethane	101	2.605	2.605	(0.491)	53560	50.0000	55.316
	15 Acrolein	56	2.970	2.970	(0.560)	62415	500.000	473.00
	16 Acetone	43	3.098	3.098	(0.584)	84327	100.000	97.873
	17 1,1-Dichloroethene	96	3.043	3.043	(0.574)	43556	50.0000	50.009
	18 Freon-113	151	3.043	3.043	(0.574)	28996	50.0000	49.190
	19 Iodomethane	142	3.177	3.177	(0.599)	69857	50.0000	49.183
	20 Carbon Disulfide	76	3.231	3.231	(0.609)	136281	50.0000	51.100
	21 Methylene Chloride	84	3.438	3.438	(0.648)	70429	50.0000	49.953
	22 Acetonitrile	41	3.329	3.329	(0.627)	132731	500.000	514.80
	23 Acrylonitrile	53	3.639	3.639	(0.686)	69243	100.000	96.353

Data File: \\cansvr11\dd\chem\MSV\a3ux8a.i\M90407A-IC.b\UX86676.D
Report Date: 08-Apr-2009 19:05

	Compounds	QUANT SIG MASS	RT	EXP RT	REL RT	RESPONSE	AMOUNTS CAL-AMT (ng)	AMOUNTS ON-COL (ng)
24	Methyl tert-butyl ether	73	3.645	3.645	(0.687)	141210	50.0000	48.235
25	trans-1,2-Dichloroethene	96	3.651	3.651	(0.688)	50929	50.0000	49.151
26	Hexane	86	3.840	3.840	(0.724)	12406	50.0000	49.264
27	Vinyl acetate	43	4.004	4.004	(0.755)	155660	50.0000	46.086
28	1,1-Dichloroethane	63	3.980	3.980	(0.750)	116906	50.0000	49.628
29	tert-Butyl Alcohol	59	3.523	3.523	(0.664)	167750	1000.00	951.79
30	2-Butanone	43	4.430	4.430	(0.835)	94203	100.000	95.733
32	cis-1,2-dichloroethene	96	4.424	4.424	(0.834)	54634	50.0000	49.373
33	2,2-Dichloropropane	77	4.424	4.424	(0.834)	46885	50.0000	50.104
34	Bromochloromethane	128	4.612	4.612	(0.869)	25445	50.0000	49.470
35	Chloroform	83	4.661	4.661	(0.878)	76538	50.0000	49.490
36	Tetrahydrofuran	42	4.643	4.643	(0.875)	32958	50.0000	47.176
37	1,1,1-Trichloroethane	97	4.807	4.807	(0.906)	65188	50.0000	51.181
38	1,1-Dichloropropene	75	4.929	4.929	(0.929)	59043	50.0000	49.419
39	Carbon Tetrachloride	117	4.935	4.935	(0.930)	59342	50.0000	51.173
40	1,2-Dichloroethane	62	5.111	5.111	(0.963)	79280	50.0000	49.771
41	Benzene	78	5.099	5.099	(0.961)	197172	50.0000	49.856
42	Trichloroethene	130	5.592	5.592	(1.054)	50624	50.0000	50.576
43	1,2-Dichloropropane	63	5.780	5.780	(1.089)	64730	50.0000	49.115
44	1,4-Dioxane	88	5.878	5.878	(1.108)	28122	2500.00	2552.3
45	Dibromomethane	93	5.884	5.884	(1.109)	25504	50.0000	51.730
46	Bromodichloromethane	83	5.987	5.987	(1.128)	53732	50.0000	48.242
47	2-Chloroethyl vinyl ether	63	6.212	6.212	(1.171)	71031	100.000	92.941
48	cis-1,3-Dichloropropene	75	6.352	6.352	(1.197)	73650	50.0000	48.252
49	4-Methyl-2-pentanone	43	6.468	6.468	(1.219)	182845	100.000	94.447
50	Toluene	91	6.638	6.638	(0.846)	200481	50.0000	48.344
51	trans-1,3-Dichloropropene	75	6.815	6.815	(0.869)	63162	50.0000	47.231
52	Ethyl Methacrylate	69	6.857	6.857	(0.874)	63252	50.0000	47.237
53	1,1,2-Trichloroethane	97	6.979	6.979	(0.890)	39354	50.0000	47.467
54	1,3-Dichloropropane	76	7.131	7.131	(0.909)	72514	50.0000	48.857
55	Tetrachloroethene	164	7.100	7.100	(0.905)	36450	50.0000	52.913
56	2-Hexanone	43	7.173	7.173	(0.915)	128066	100.000	89.088
57	Dibromochloromethane	129	7.332	7.332	(0.935)	42102	50.0000	47.924
58	1,2-Dibromoethane	107	7.447	7.447	(0.950)	41715	50.0000	50.062
59	Chlorobenzene	112	7.873	7.873	(1.004)	133285	50.0000	48.570
60	1,1,1,2-Tetrachloroethane	131	7.934	7.934	(1.012)	46965	50.0000	49.091
61	Ethylbenzene	106	7.952	7.952	(1.014)	76262	50.0000	49.055
62	m + p-Xylene	106	8.056	8.056	(1.027)	189703	100.000	99.881
64	Xylene-o	106	8.427	8.427	(1.074)	89124	50.0000	48.292
65	Styrene	104	8.445	8.445	(1.077)	147989	50.0000	49.390
66	Bromoform	173	8.633	8.633	(1.101)	24164	50.0000	51.329
67	Isopropylbenzene	105	8.761	8.761	(1.117)	230842	50.0000	49.925
68	1,1,2,2-Tetrachloroethane	83	9.053	9.053	(0.902)	49266	50.0000	49.575
69	1,4-Dichloro-2-butene	53	9.108	9.108	(0.907)	30631	50.0000	51.727
70	1,2,3-Trichloropropane	110	9.108	9.108	(0.907)	15363	50.0000	49.032
71	Bromobenzene	156	9.078	9.078	(0.904)	51301	50.0000	49.805
72	n-Propylbenzene	120	9.157	9.157	(0.912)	62071	50.0000	50.065
73	2-Chlorotoluene	126	9.254	9.254	(0.922)	56525	50.0000	50.190
74	1,3,5-Trimethylbenzene	105	9.315	9.315	(0.928)	181820	50.0000	49.062
75	4-Chlorotoluene	126	9.351	9.351	(0.932)	56283	50.0000	50.777
76	tert-Butylbenzene	119	9.637	9.637	(0.960)	163891	50.0000	50.415
77	1,2,4-Trimethylbenzene	105	9.686	9.686	(0.965)	182179	50.0000	48.400
78	sec-Butylbenzene	105	9.850	9.850	(0.981)	233360	50.0000	49.885
79	4-Isopropyltoluene	119	9.984	9.984	(0.995)	184575	50.0000	48.915

Data File: \\cansvr11\dd\chem\MSV\a3ux8a.i\M90407A-IC.b\UX86676.D
Report Date: 08-Apr-2009 19:05

	Compounds	QUANT SIG MASS	RT	EXP RT	REL RT	RESPONSE	AMOUNTS CAL-AMT (ng)	AMOUNTS ON-COL (ng)
80	1,3-Dichlorobenzene	146	9.978	9.978	(0.994)	96129	50.0000	48.762
81	1,4-Dichlorobenzene	146	10.063	10.063	(1.002)	100625	50.0000	48.452
82	n-Butylbenzene	91	10.392	10.392	(1.035)	156819	50.0000	48.474
83	1,2-Dichlorobenzene	146	10.434	10.434	(1.039)	90854	50.0000	49.006
84	1,2-Dibromo-3-chloropropane	157	11.201	11.201	(1.116)	9707	50.0000	47.498
85	1,2,4-Trichlorobenzene	180	12.022	12.022	(1.198)	53062	50.0000	47.591
86	Hexachlorobutadiene	225	12.180	12.180	(1.213)	23813	50.0000	51.948
87	Naphthalene	128	12.290	12.290	(1.224)	169937	50.0000	47.703
88	1,2,3-Trichlorobenzene	180	12.545	12.545	(1.250)	49100	50.0000	48.544
98	Cyclohexane	56	4.850	4.850	(0.914)	173841	50.0000	50.486
143	Methyl Acetate	43	3.353	3.353	(0.632)	163837	100.000	95.736
144	Methylcyclohexane	83	5.744	5.744	(1.083)	105516	50.0000	49.686
141	1,3,5-Trichlorobenzene	180	11.401	11.401	(1.136)	60534	50.0000	49.526
153	Vinyl Acetate-86	86	4.004	4.004	(0.755)	8161	50.0000	46.387(H)

QC Flag Legend

H - Operator selected an alternate compound hit.

Data File: \\cansvr11\dd\chem\MSV\a3ux8a.i\M90407A-IC.b\UX86676.D
Report Date: 08-Apr-2009 19:05

TestAmerica North Canton

INTERNAL STANDARD COMPOUNDS
AREA AND RT SUMMARY

Instrument ID: a3ux8a.i
Lab File ID: UX86676.D
Lab Smp Id: 50NG-IC
Analysis Type: VOA
Quant Type: ISTD
Operator: 402279
Method File: \\cansvr11\dd\chem\MSV\a3ux8a.i\M90407A-IC.b\8260SUX8.m
Misc Info: M90407A-IC,8260SUX8,1-8260.SUB,402279,1,4

Calibration Date: 07-APR-2009
Calibration Time: 20:06
Level: LOW
Sample Type: SOIL

COMPOUND	STANDARD	AREA LIMIT LOWER	AREA LIMIT UPPER	SAMPLE	%DIFF
1 Fluorobenzene	1241913	620957	2483826	1212015	-2.41
2 Chlorobenzene-d5	898392	449196	1796784	886024	-1.38
3 1,4-Dichlorobenze	404827	202414	809654	403532	-0.32

COMPOUND	STANDARD	RT LIMIT LOWER	RT LIMIT UPPER	SAMPLE	%DIFF
1 Fluorobenzene	5.30	4.80	5.80	5.31	0.04
2 Chlorobenzene-d5	7.85	7.35	8.35	7.84	-0.05
3 1,4-Dichlorobenze	10.04	9.54	10.54	10.04	0.02

AREA UPPER LIMIT = +100% of internal standard area.
AREA LOWER LIMIT = - 50% of internal standard area.
RT UPPER LIMIT = + 0.50 minutes of internal standard RT.
RT LOWER LIMIT = - 0.50 minutes of internal standard RT.

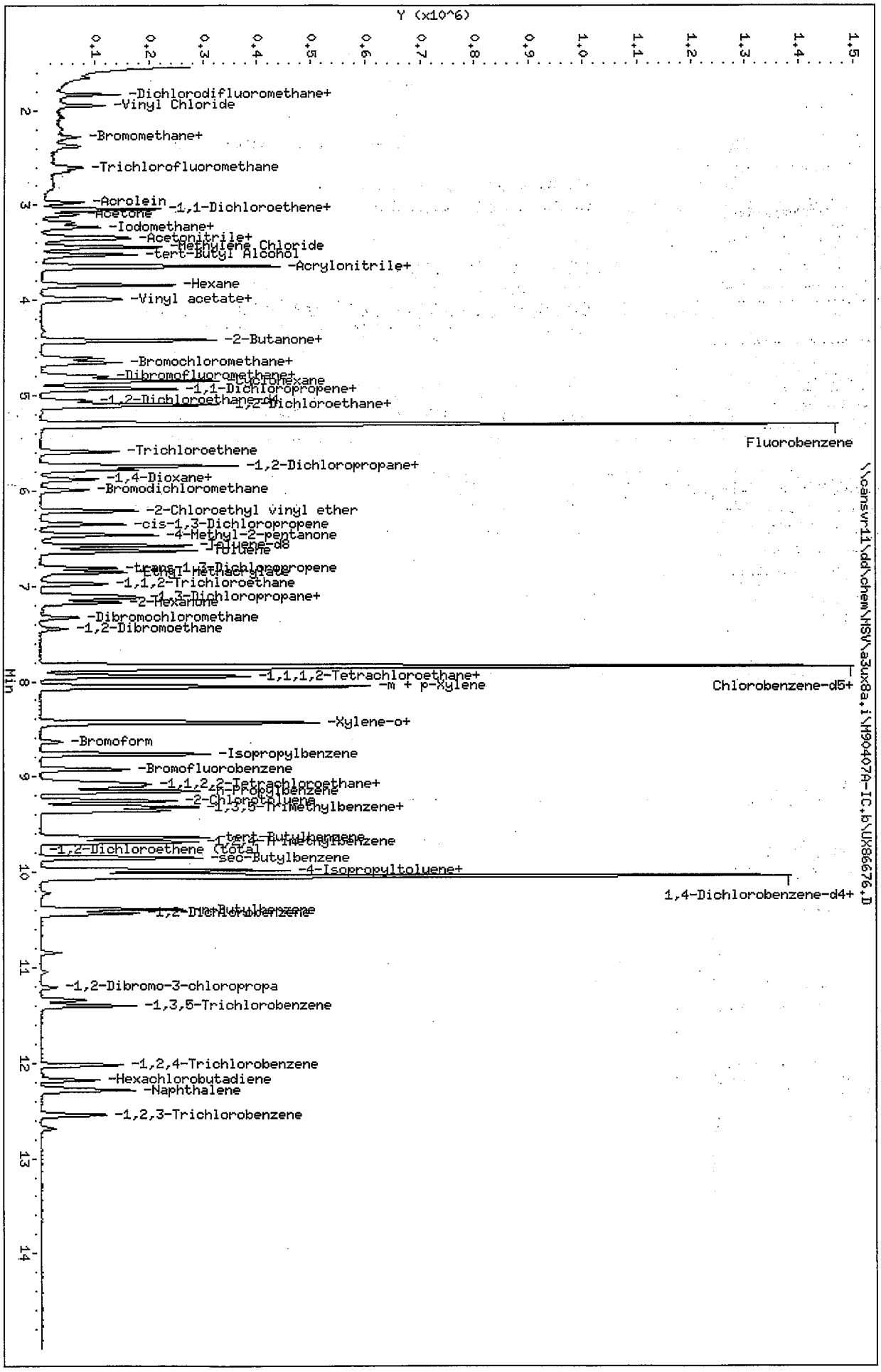
Data File: \\cansvr11\dd\chem\HSV\a3ux8a.i\M90407A-IC.b\UX86676.D
Date : 07-APR-2009 20:49
Client ID:
Sample Info: 50NG-IC
Purge Volume: 5.0
Column phase: DB624
Instrument: a3ux8a.i
Operator: 402279
Column diameter: 0.18
Y (x10^6)
Min
-Dichlorodifluoromethane+
-Vinyl Chloride
-Bromomethane+
-Trichlorofluoromethane
-Acrolein
-1,1-Dichloroethene+
-Acetone
-Iodomethane+
-Acetonitrile+
-Methylene Chloride
-tert-Butyl Alcohol
-Acrylonitrile+
-Hexane
-Vinyl acetate+
-2-Butanone+
-Bromochloromethane+
-Dibromofluoromethane+
-Cyclohexane
-1,1-Dichloropropene+
-1,2-Dichloroethane-d4
1,2-Dichloroethane+
Fluorobenzene
-Trichloroethene
-1,2-Dichloropropane+
-1,4-Dioxane+
-Bromodichloromethane
-2-Chloroethyl vinyl ether
-cis-1,3-Dichloropropene
-4-Methyl-2-pentanone
-Toluene-d8
-Toluene
-trans-1,3-Dichloropropene
-Ethyl Methacrylate
-1,1,2-Trichloroethane
-1,3-Dichloropropane+
-2-Hexanone
-Dibromochloromethane
-1,2-Dibromoethane
-1,1,1,2-Tetrachloroethane+
-m + p-Xylene
Chlorobenzene-d5+
\\cansvr11\dd\chem\HSV\a3ux8a.i\M90407A-IC.b\UX86676.D
-Xylene-o+
-Bromoform
-Isopropylbenzene
-Bromofluorobenzene
-1,1,2,2-Tetrachloroethane+
-n-Propylbenzene
-2-Chlorotoluene
-1,3,5-Trimethylbenzene+
-tert-Butylbenzene
-1,2,4-Trimethylbenzene
-1,2-Dichloroethene (total)
-sec-Butylbenzene
-4-Isopropyltoluene+
1,4-Dichlorobenzene-d4+
-n-Butylbenzene
-1,2-Dichlorobenzene
-1,2-Dibromo-3-chloropropa
-1,3,5-Trichlorobenzene
-1,2,4-Trichlorobenzene
-Hexachlorobutadiene
-Naphthalene
-1,2,3-Trichlorobenzene

Data File: \\cansvr11\dd\chem\MSV\a3ux8a.i\M90407A-IC.b\UX86677.D
Report Date: 08-Apr-2009 19:05

TestAmerica North Canton

VOLATILE REPORT SW-846 Method 8260A/8260B

Data file : \\cansvr11\dd\chem\MSV\a3ux8a.i\M90407A-IC.b\UX86677.D
Lab Smp Id: 25NG-IC
Inj Date : 07-APR-2009 21:11
Operator : 402279 Inst ID: a3ux8a.i
Smp Info : 25NG-IC
Misc Info : M90407A-IC,8260SUX8,1-8260.SUB,402279,1,3
Comment :
Method : \\cansvr11\dd\chem\MSV\a3ux8a.i\M90407A-IC.b\8260SUX8.m
Meth Date : 08-Apr-2009 19:05 a3ux8a.i Quant Type: ISTD
Cal Date : 08-APR-2009 00:06 Cal File: UX86685.D
Als bottle: 7 Calibration Sample, Level: 3
Dil Factor: 1.00000
Integrator: HP RTE Compound Sublist: 1-8260.SUB
Target Version: 4.14
Processing Host: CANPGCV909

Concentration Formula: Amt * DF * 1/Vo * CpndVariable

Name	Value	Description
DF	1.000	Dilution Factor
Vo	5.000	Sample Volume
Va	100.000	Injection Volume
Cpnd Variable		Local Compound Variable

Compounds	QUANT SIG MASS	RT	EXP RT	REL RT	RESPONSE	AMOUNTS CAL-AMT (ng)	AMOUNTS ON-COL (ng)
* 1 Fluorobenzene	96	5.304	5.304	(1.000)	1185952	250.000	
* 2 Chlorobenzene-d5	117	7.846	7.846	(1.000)	890117	250.000	
* 3 1,4-Dichlorobenzene-d4	152	10.036	10.036	(1.000)	398420	250.000	
$ 4 Dibromofluoromethane	113	4.786	4.786	(0.903)	21277	25.0000	26.042
$ 5 1,2-Dichloroethane-d4	65	5.048	5.048	(0.952)	28978	25.0000	26.062
$ 6 Toluene-d8	98	6.581	6.581	(1.241)	88184	25.0000	25.137
$ 7 Bromofluorobenzene	95	8.923	8.923	(1.137)	34115	25.0000	25.061
8 Dichlorodifluoromethane	85	1.660	1.660	(0.313)	17914	25.0000	23.940
9 Chloromethane	50	1.830	1.830	(0.345)	48681	25.0000	26.059
10 Vinyl Chloride	62	1.952	1.952	(0.368)	40632	25.0000	26.497
11 Bromomethane	94	2.286	2.286	(0.431)	13482	25.0000	26.020
12 Chloroethane	64	2.383	2.383	(0.449)	19110	25.0000	25.061
13 Trichlorofluoromethane	101	2.602	2.602	(0.491)	24531	25.0000	25.892
15 Acrolein	56	2.974	2.974	(0.561)	32182	250.000	249.25
16 Acetone	43	3.095	3.095	(0.584)	55220	50.0000	48.476
17 1,1-Dichloroethene	96	3.041	3.041	(0.573)	23903	25.0000	28.048
18 Freon-113	151	3.047	3.047	(0.574)	14155	25.0000	24.541
19 Iodomethane	142	3.180	3.180	(0.600)	38203	25.0000	27.488
20 Carbon Disulfide	76	3.229	3.229	(0.609)	68772	25.0000	26.354
21 Methylene Chloride	84	3.442	3.442	(0.649)	44418	25.0000	23.934
22 Acetonitrile	41	3.333	3.333	(0.628)	73700	250.000	292.13
23 Acrylonitrile	53	3.643	3.643	(0.687)	36176	50.0000	51.446

Data File: \\cansvr11\dd\chem\MSV\a3ux8a.i\M90407A-IC.b\UX86677.D
Report Date: 08-Apr-2009 19:05

	Compounds	QUANT SIG MASS	RT	EXP RT	REL RT	RESPONSE	AMOUNTS CAL-AMT (ng)	AMOUNTS ON-COL (ng)
24	Methyl tert-butyl ether	73	3.643	3.643	(0.687)	75030	25.0000	26.192
25	trans-1,2-Dichloroethene	96	3.649	3.649	(0.688)	25692	25.0000	25.340
26	Hexane	86	3.850	3.850	(0.726)	6004	25.0000	24.366
27	Vinyl acetate	43	4.002	4.002	(0.755)	79543	25.0000	24.068
28	1,1-Dichloroethane	63	3.977	3.977	(0.750)	60762	25.0000	26.361
29	tert-Butyl Alcohol	59	3.521	3.521	(0.664)	89529	500.000	519.14
30	2-Butanone	43	4.428	4.428	(0.835)	52662	50.0000	54.693
32	cis-1,2-dichloroethene	96	4.421	4.421	(0.834)	27706	25.0000	25.588
33	2,2-Dichloropropane	77	4.421	4.421	(0.834)	24228	25.0000	26.460
34	Bromochloromethane	128	4.616	4.616	(0.870)	14023	25.0000	27.862
35	Chloroform	83	4.659	4.659	(0.878)	39743	25.0000	26.263
36	Tetrahydrofuran	42	4.647	4.647	(0.876)	18067	25.0000	26.429
37	1,1,1-Trichloroethane	97	4.817	4.817	(0.908)	32675	25.0000	26.218
38	1,1-Dichloropropene	75	4.932	4.932	(0.930)	30707	25.0000	26.266
39	Carbon Tetrachloride	117	4.932	4.932	(0.930)	30400	25.0000	26.791
40	1,2-Dichloroethane	62	5.115	5.115	(0.964)	42099	25.0000	27.010
41	Benzene	78	5.097	5.097	(0.961)	98645	25.0000	25.491
42	Trichloroethene	130	5.596	5.596	(1.055)	26690	25.0000	27.251
43	1,2-Dichloropropane	63	5.784	5.784	(1.091)	33688	25.0000	26.123
44	1,4-Dioxane	88	5.869	5.869	(1.107)	13492	1250.00	1251.4
45	Dibromomethane	93	5.875	5.875	(1.108)	12797	25.0000	26.527
46	Bromodichloromethane	83	5.991	5.991	(1.130)	27830	25.0000	25.536
47	2-Chloroethyl vinyl ether	63	6.216	6.216	(1.172)	36074	50.0000	48.239
48	cis-1,3-Dichloropropene	75	6.350	6.350	(1.197)	37214	25.0000	24.917
49	4-Methyl-2-pentanone	43	6.465	6.465	(1.219)	94038	50.0000	49.642
50	Toluene	91	6.636	6.636	(0.846)	104408	25.0000	25.061
51	trans-1,3-Dichloropropene	75	6.812	6.812	(0.868)	32363	25.0000	24.089
52	Ethyl Methacrylate	69	6.855	6.855	(0.874)	33532	25.0000	24.926
53	1,1,2-Trichloroethane	97	6.983	6.983	(0.890)	21994	25.0000	26.406
54	1,3-Dichloropropane	76	7.129	7.129	(0.909)	40279	25.0000	27.013
55	Tetrachloroethene	164	7.104	7.104	(0.905)	17179	25.0000	24.823
56	2-Hexanone	43	7.171	7.171	(0.914)	68319	50.0000	47.307
57	Dibromochloromethane	129	7.329	7.329	(0.934)	21190	25.0000	24.009
58	1,2-Dibromoethane	107	7.451	7.451	(0.950)	21164	25.0000	25.282
59	Chlorobenzene	112	7.871	7.871	(1.003)	69665	25.0000	25.270
60	1,1,1,2-Tetrachloroethane	131	7.932	7.932	(1.011)	24799	25.0000	25.802
61	Ethylbenzene	106	7.950	7.950	(1.013)	41334	25.0000	26.466
62	m + p-Xylene	106	8.059	8.059	(1.027)	96295	50.0000	50.467
64	Xylene-o	106	8.430	8.430	(1.074)	47458	25.0000	25.597
65	Styrene	104	8.443	8.443	(1.076)	75571	25.0000	25.105
66	Bromoform	173	8.631	8.631	(1.100)	11466	25.0000	24.244
67	Isopropylbenzene	105	8.765	8.765	(1.117)	120776	25.0000	26.001
68	1,1,2,2-Tetrachloroethane	83	9.057	9.057	(0.902)	25978	25.0000	26.476
69	1,4-Dichloro-2-butene	53	9.112	9.112	(0.908)	15110	25.0000	25.844
70	1,2,3-Trichloropropane	110	9.112	9.112	(0.908)	7775	25.0000	25.133
71	Bromobenzene	156	9.081	9.081	(0.905)	26803	25.0000	26.355
72	n-Propylbenzene	120	9.154	9.154	(0.912)	31572	25.0000	25.792
73	2-Chlorotoluene	126	9.252	9.252	(0.922)	30684	25.0000	27.594
74	1,3,5-Trimethylbenzene	105	9.319	9.319	(0.928)	93188	25.0000	25.468
75	4-Chlorotoluene	126	9.355	9.355	(0.932)	28810	25.0000	26.325
76	tert-Butylbenzene	119	9.635	9.635	(0.960)	83786	25.0000	26.104
77	1,2,4-Trimethylbenzene	105	9.684	9.684	(0.965)	93181	25.0000	25.073
78	sec-Butylbenzene	105	9.848	9.848	(0.981)	119343	25.0000	25.839
79	4-Isopropyltoluene	119	9.988	9.988	(0.995)	95083	25.0000	25.522

Data File: \\cansvr11\dd\chem\MSV\a3ux8a.i\M90407A-IC.b\UX86677.D
Report Date: 08-Apr-2009 19:05

	Compounds	QUANT SIG MASS	RT	EXP RT	REL RT	RESPONSE	AMOUNTS CAL-AMT (ng)	AMOUNTS ON-COL (ng)
80	1,3-Dichlorobenzene	146	9.976	9.976	(0.994)	50499	25.0000	25.944
81	1,4-Dichlorobenzene	146	10.061	10.061	(1.002)	51725	25.0000	25.226
82	n-Butylbenzene	91	10.389	10.389	(1.035)	80141	25.0000	25.090
83	1,2-Dichlorobenzene	146	10.432	10.432	(1.039)	46496	25.0000	25.401
84	1,2-Dibromo-3-chloropropane	157	11.211	11.211	(1.117)	4283	25.0000	21.226
85	1,2,4-Trichlorobenzene	180	12.026	12.026	(1.198)	28115	25.0000	25.540
86	Hexachlorobutadiene	225	12.178	12.178	(1.213)	11799	25.0000	26.070
87	Naphthalene	128	12.287	12.287	(1.224)	92719	25.0000	26.361
88	1,2,3-Trichlorobenzene	180	12.543	12.543	(1.250)	25792	25.0000	25.827
98	Cyclohexane	56	4.847	4.847	(0.914)	91204	25.0000	27.069
143	Methyl Acetate	43	3.351	3.351	(0.632)	89369	50.0000	53.370
144	Methylcyclohexane	83	5.742	5.742	(1.083)	54567	25.0000	26.259
141	1,3,5-Trichlorobenzene	180	11.405	11.405	(1.136)	30536	25.0000	25.303
153	Vinyl Acetate-86	86	4.002	4.002	(0.755)	3894	25.0000	25.823

Data File: \\cansvr11\dd\chem\MSV\a3ux8a.i\M90407A-IC.b\UX86677.D
Report Date: 08-Apr-2009 19:05

TestAmerica North Canton

INTERNAL STANDARD COMPOUNDS
AREA AND RT SUMMARY

Instrument ID: a3ux8a.i
Lab File ID: UX86677.D
Lab Smp Id: 25NG-IC
Analysis Type: VOA
Quant Type: ISTD
Operator: 402279
Calibration Date: 07-APR-2009
Calibration Time: 20:06
Level: LOW
Sample Type: SOIL
Method File: \\cansvr11\dd\chem\MSV\a3ux8a.i\M90407A-IC.b\8260SUX8.m
Misc Info: M90407A-IC,8260SUX8,1-8260.SUB,402279,1,3

COMPOUND	STANDARD	AREA LIMIT LOWER	AREA LIMIT UPPER	SAMPLE	%DIFF
1 Fluorobenzene	1241913	620957	2483826	1185952	-4.51
2 Chlorobenzene-d5	898392	449196	1796784	890117	-0.92
3 1,4-Dichlorobenze	404827	202414	809654	398420	-1.58

COMPOUND	STANDARD	RT LIMIT LOWER	RT LIMIT UPPER	SAMPLE	%DIFF
1 Fluorobenzene	5.30	4.80	5.80	5.30	0.00
2 Chlorobenzene-d5	7.85	7.35	8.35	7.85	0.00
3 1,4-Dichlorobenze	10.04	9.54	10.54	10.04	0.00

AREA UPPER LIMIT = +100% of internal standard area.
AREA LOWER LIMIT = - 50% of internal standard area.
RT UPPER LIMIT = + 0.50 minutes of internal standard RT.
RT LOWER LIMIT = - 0.50 minutes of internal standard RT.

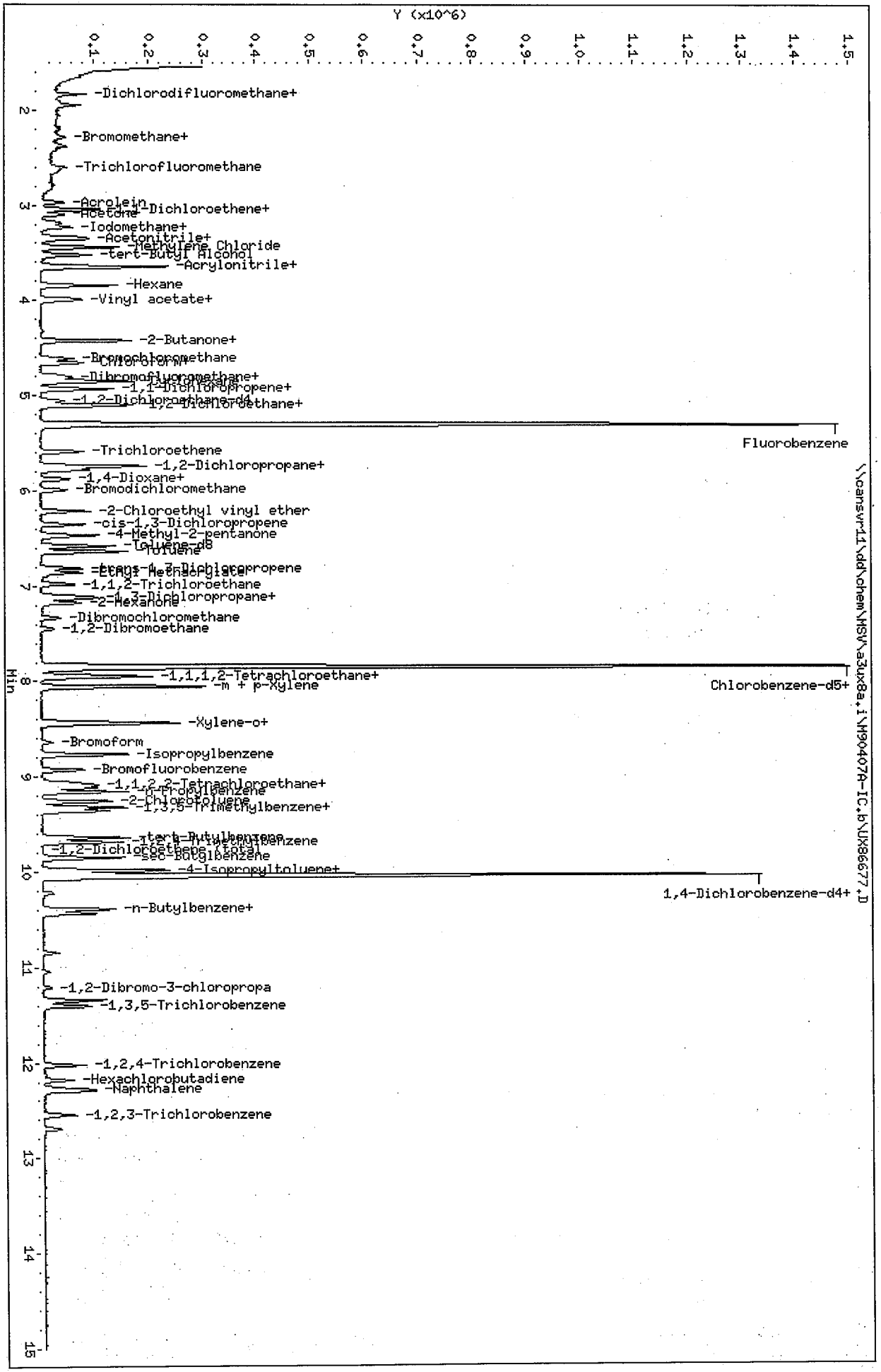

Data File: \\cansvr11\dd\chem\MSV\a3ux8a.i\M90407A-IC.b\UX86677.D
Date : 07-APR-2009 21:11
Client ID:
Sample Info: 25NG-IC
Purge Volume: 5.0
Column phase: DB624

\\cansvr11\dd\chem\MSV\a3ux8a.i\M90407A-IC.b\UX86677.D

Instrument: a3ux8a.i
Operator: 402279
Column diameter: 0.18

Data File: \\cansvr11\dd\chem\MSV\a3ux8a.i\M90407A-IC.b\UX86678.D
Report Date: 08-Apr-2009 19:05

TestAmerica North Canton

VOLATILE REPORT SW-846 Method 8260A/8260B

Data file : \\cansvr11\dd\chem\MSV\a3ux8a.i\M90407A-IC.b\UX86678.D
Lab Smp Id: 10NG-IC
Inj Date : 07-APR-2009 21:33
Operator : 402279 Inst ID: a3ux8a.i
Smp Info : 10NG-IC
Misc Info : M90407A-IC,8260SUX8,1-8260.SUB,402279,1,2
Comment :
Method : \\cansvr11\dd\chem\MSV\a3ux8a.i\M90407A-IC.b\8260SUX8.m
Meth Date : 08-Apr-2009 19:05 a3ux8a.i Quant Type: ISTD
Cal Date : 08-APR-2009 00:27 Cal File: UX86686.D
Als bottle: 8 Calibration Sample, Level: 2
Dil Factor: 1.00000
Integrator: HP RTE Compound Sublist: 1-8260.SUB
Target Version: 4.14
Processing Host: CANPGCV909

Concentration Formula: Amt * DF * 1/Vo * CpndVariable

Name	Value	Description
DF	1.000	Dilution Factor
Vo	5.000	Sample Volume
Va	100.000	Injection Volume
Cpnd Variable		Local Compound Variable

Compounds	QUANT SIG MASS	RT	EXP RT	REL RT	RESPONSE	AMOUNTS CAL-AMT (ng)	AMOUNTS ON-COL (ng)
* 1 Fluorobenzene	96	5.306	5.306	(1.000)	1179126	250.000	
* 2 Chlorobenzene-d5	117	7.842	7.842	(1.000)	874790	250.000	
* 3 1,4-Dichlorobenzene-d4	152	10.038	10.038	(1.000)	385230	250.000	
$ 4 Dibromofluoromethane	113	4.782	4.782	(0.901)	8086	10.0000	9.954
$ 5 1,2-Dichloroethane-d4	65	5.050	5.050	(0.952)	12285	10.0000	11.113
$ 6 Toluene-d8	98	6.577	6.577	(1.240)	33696	10.0000	9.661
$ 7 Bromofluorobenzene	95	8.925	8.925	(1.138)	14198	10.0000	10.613
8 Dichlorodifluoromethane	85	1.655	1.655	(0.312)	4711	10.0000	6.332
9 Chloromethane	50	1.832	1.832	(0.345)	16452	10.0000	8.858
10 Vinyl Chloride	62	1.947	1.947	(0.367)	13518	10.0000	8.866
11 Bromomethane	94	2.282	2.282	(0.430)	4515	10.0000	8.764
12 Chloroethane	64	2.385	2.385	(0.450)	7348	10.0000	9.692
13 Trichlorofluoromethane	101	2.604	2.604	(0.491)	7879	10.0000	8.364
15 Acrolein	56	2.969	2.969	(0.560)	14457	100.000	112.62
16 Acetone	43	3.097	3.097	(0.584)	41966	20.0000	24.928 (M)
17 1,1-Dichloroethene	96	3.042	3.042	(0.573)	6738	10.0000	7.952
18 Freon-113	151	3.036	3.036	(0.572)	3513	10.0000	6.126
19 Iodomethane	142	3.176	3.176	(0.599)	13309	10.0000	9.632
20 Carbon Disulfide	76	3.231	3.231	(0.609)	23694	10.0000	9.132
21 Methylene Chloride	84	3.438	3.438	(0.648)	28420	10.0000	7.117
22 Acetonitrile	41	3.334	3.334	(0.629)	35483	100.000	141.46
23 Acrylonitrile	53	3.645	3.645	(0.687)	15058	20.0000	21.538

Data File: \\cansvr11\dd\chem\MSV\a3ux8a.i\M90407A-IC.b\UX86678.D
Report Date: 08-Apr-2009 19:05

Compounds	QUANT SIG MASS	RT	EXP RT	REL RT	RESPONSE	AMOUNTS CAL-AMT (ng)	AMOUNTS ON-COL (ng)
24 Methyl tert-butyl ether	73	3.639	3.639	(0.686)	26582	10.0000	9.333
25 trans-1,2-Dichloroethene	96	3.651	3.651	(0.688)	9227	10.0000	9.153
26 Hexane	86	3.846	3.846	(0.725)	1081	10.0000	4.412
27 Vinyl acetate	43	4.004	4.004	(0.755)	34426	10.0000	10.477
28 1,1-Dichloroethane	63	3.979	3.979	(0.750)	21231	10.0000	9.264
29 tert-Butyl Alcohol	59	3.517	3.517	(0.663)	35971	200.000	209.79
30 2-Butanone	43	4.430	4.430	(0.835)	23963	20.0000	25.031
32 cis-1,2-dichloroethene	96	4.417	4.417	(0.833)	10410	10.0000	9.670
33 2,2-Dichloropropane	77	4.430	4.430	(0.835)	8369	10.0000	9.193
34 Bromochloromethane	128	4.612	4.612	(0.869)	4551	10.0000	9.095
35 Chloroform	83	4.661	4.661	(0.878)	14525	10.0000	9.654
36 Tetrahydrofuran	42	4.649	4.649	(0.876)	8511	10.0000	12.522
37 1,1,1-Trichloroethane	97	4.807	4.807	(0.906)	10795	10.0000	8.712
38 1,1-Dichloropropene	75	4.934	4.934	(0.930)	10123	10.0000	8.709
39 Carbon Tetrachloride	117	4.941	4.941	(0.931)	8736	10.0000	7.744
40 1,2-Dichloroethane	62	5.111	5.111	(0.963)	14773	10.0000	9.533
41 Benzene	78	5.099	5.099	(0.961)	36134	10.0000	9.392
42 Trichloroethene	130	5.591	5.591	(1.054)	8385	10.0000	8.611
43 1,2-Dichloropropane	63	5.780	5.780	(1.089)	12392	10.0000	9.665
44 1,4-Dioxane	88	5.883	5.883	(1.109)	4703	500.000	438.74
45 Dibromomethane	93	5.883	5.883	(1.109)	4662	10.0000	9.720
46 Bromodichloromethane	83	5.987	5.987	(1.128)	10442	10.0000	9.636
47 2-Chloroethyl vinyl ether	63	6.212	6.212	(1.171)	14329	20.0000	19.272
48 cis-1,3-Dichloropropene	75	6.352	6.352	(1.197)	13365	10.0000	9.000
49 4-Methyl-2-pentanone	43	6.461	6.461	(1.218)	40604	20.0000	21.559
50 Toluene	91	6.632	6.632	(0.846)	38934	10.0000	9.509
51 trans-1,3-Dichloropropene	75	6.814	6.814	(0.869)	11597	10.0000	8.783
52 Ethyl Methacrylate	69	6.857	6.857	(0.874)	11763	10.0000	8.897
53 1,1,2-Trichloroethane	97	6.978	6.978	(0.890)	7907	10.0000	9.660
54 1,3-Dichloropropane	76	7.124	7.124	(0.908)	14083	10.0000	9.610
55 Tetrachloroethene	164	7.106	7.106	(0.906)	6017	10.0000	8.847
56 2-Hexanone	43	7.179	7.179	(0.915)	28886	20.0000	20.352
57 Dibromochloromethane	129	7.325	7.325	(0.934)	8184	10.0000	9.435
58 1,2-Dibromoethane	107	7.453	7.453	(0.950)	8216	10.0000	9.987
59 Chlorobenzene	112	7.867	7.867	(1.003)	25193	10.0000	9.298
60 1,1,1,2-Tetrachloroethane	131	7.940	7.940	(1.012)	8695	10.0000	9.205
61 Ethylbenzene	106	7.946	7.946	(1.013)	13730	10.0000	8.945
62 m + p-Xylene	106	8.055	8.055	(1.027)	33642	20.0000	17.940
64 Xylene-o	106	8.426	8.426	(1.074)	16830	10.0000	9.236
65 Styrene	104	8.439	8.439	(1.076)	27216	10.0000	9.200
66 Bromoform	173	8.639	8.639	(1.102)	3781	10.0000	8.135
67 Isopropylbenzene	105	8.767	8.767	(1.118)	38758	10.0000	8.490
68 1,1,2,2-Tetrachloroethane	83	9.053	9.053	(0.902)	8581	10.0000	9.045
69 1,4-Dichloro-2-butene	53	9.108	9.108	(0.907)	5535	10.0000	9.791
70 1,2,3-Trichloropropane	110	9.108	9.108	(0.907)	2895	10.0000	9.678
71 Bromobenzene	156	9.077	9.077	(0.904)	8918	10.0000	9.069
72 n-Propylbenzene	120	9.156	9.156	(0.912)	10538	10.0000	8.904
73 2-Chlorotoluene	126	9.254	9.254	(0.922)	9683	10.0000	9.006
74 1,3,5-Trimethylbenzene	105	9.315	9.315	(0.928)	31778	10.0000	8.982
75 4-Chlorotoluene	126	9.357	9.357	(0.932)	9234	10.0000	8.726
76 tert-Butylbenzene	119	9.637	9.637	(0.960)	26607	10.0000	8.574
77 1,2,4-Trimethylbenzene	105	9.686	9.686	(0.965)	33759	10.0000	9.395
78 sec-Butylbenzene	105	9.850	9.850	(0.981)	36643	10.0000	8.205
79 4-Isopropyltoluene	119	9.984	9.984	(0.995)	29139	10.0000	8.089

Data File: \\cansvr11\dd\chem\MSV\a3ux8a.i\M90407A-IC.b\UX86678.D
Report Date: 08-Apr-2009 19:05

Compounds	QUANT SIG MASS	RT	EXP RT	REL RT	RESPONSE	AMOUNTS CAL-AMT (ng)	AMOUNTS ON-COL (ng)
80 1,3-Dichlorobenzene	146	9.978	9.978	(0.994)	17497	10.0000	9.297
81 1,4-Dichlorobenzene	146	10.063	10.063	(1.002)	20693	10.0000	10.437
82 n-Butylbenzene	91	10.391	10.391	(1.035)	25890	10.0000	8.383
83 1,2-Dichlorobenzene	146	10.434	10.434	(1.039)	16499	10.0000	9.322
84 1,2-Dibromo-3-chloropropane	157	11.219	11.219	(1.118)	1307	10.0000	6.699 (M)
85 1,2,4-Trichlorobenzene	180	12.016	12.016	(1.197)	10302	10.0000	9.679
86 Hexachlorobutadiene	225	12.180	12.180	(1.213)	3502	10.0000	8.002
87 Naphthalene	128	12.289	12.289	(1.224)	35062	10.0000	10.310
88 1,2,3-Trichlorobenzene	180	12.545	12.545	(1.250)	9237	10.0000	9.566
98 Cyclohexane	56	4.849	4.849	(0.914)	25853	10.0000	7.717
143 Methyl Acetate	43	3.353	3.353	(0.632)	36273	20.0000	21.787
144 Methylcyclohexane	83	5.737	5.737	(1.081)	15142	10.0000	7.329
141 1,3,5-Trichlorobenzene	180	11.401	11.401	(1.136)	10357	10.0000	8.876
153 Vinyl Acetate-86	86	3.998	3.998	(0.753)	1090	10.0000	11.761

QC Flag Legend

M - Compound response manually integrated.

Data File: \\cansvr11\dd\chem\MSV\a3ux8a.i\M90407A-IC.b\UX86678.D
Report Date: 08-Apr-2009 19:05

TestAmerica North Canton

INTERNAL STANDARD COMPOUNDS
AREA AND RT SUMMARY

Instrument ID: a3ux8a.i
Lab File ID: UX86678.D
Lab Smp Id: 10NG-IC
Analysis Type: VOA
Quant Type: ISTD
Operator: 402279
Calibration Date: 07-APR-2009
Calibration Time: 20:06
Level: LOW
Sample Type: SOIL
Method File: \\cansvr11\dd\chem\MSV\a3ux8a.i\M90407A-IC.b\8260SUX8.m
Misc Info: M90407A-IC,8260SUX8,1-8260.SUB,402279,1,2

		AREA LIMIT			
COMPOUND	STANDARD	LOWER	UPPER	SAMPLE	%DIFF
1 Fluorobenzene	1241913	620957	2483826	1179126	-5.06
2 Chlorobenzene-d5	898392	449196	1796784	874790	-2.63
3 1,4-Dichlorobenze	404827	202414	809654	385230	-4.84

		RT LIMIT			
COMPOUND	STANDARD	LOWER	UPPER	SAMPLE	%DIFF
1 Fluorobenzene	5.30	4.80	5.80	5.31	0.04
2 Chlorobenzene-d5	7.85	7.35	8.35	7.84	-0.05
3 1,4-Dichlorobenze	10.04	9.54	10.54	10.04	0.02

AREA UPPER LIMIT = +100% of internal standard area.
AREA LOWER LIMIT = - 50% of internal standard area.
RT UPPER LIMIT = + 0.50 minutes of internal standard RT.
RT LOWER LIMIT = - 0.50 minutes of internal standard RT.

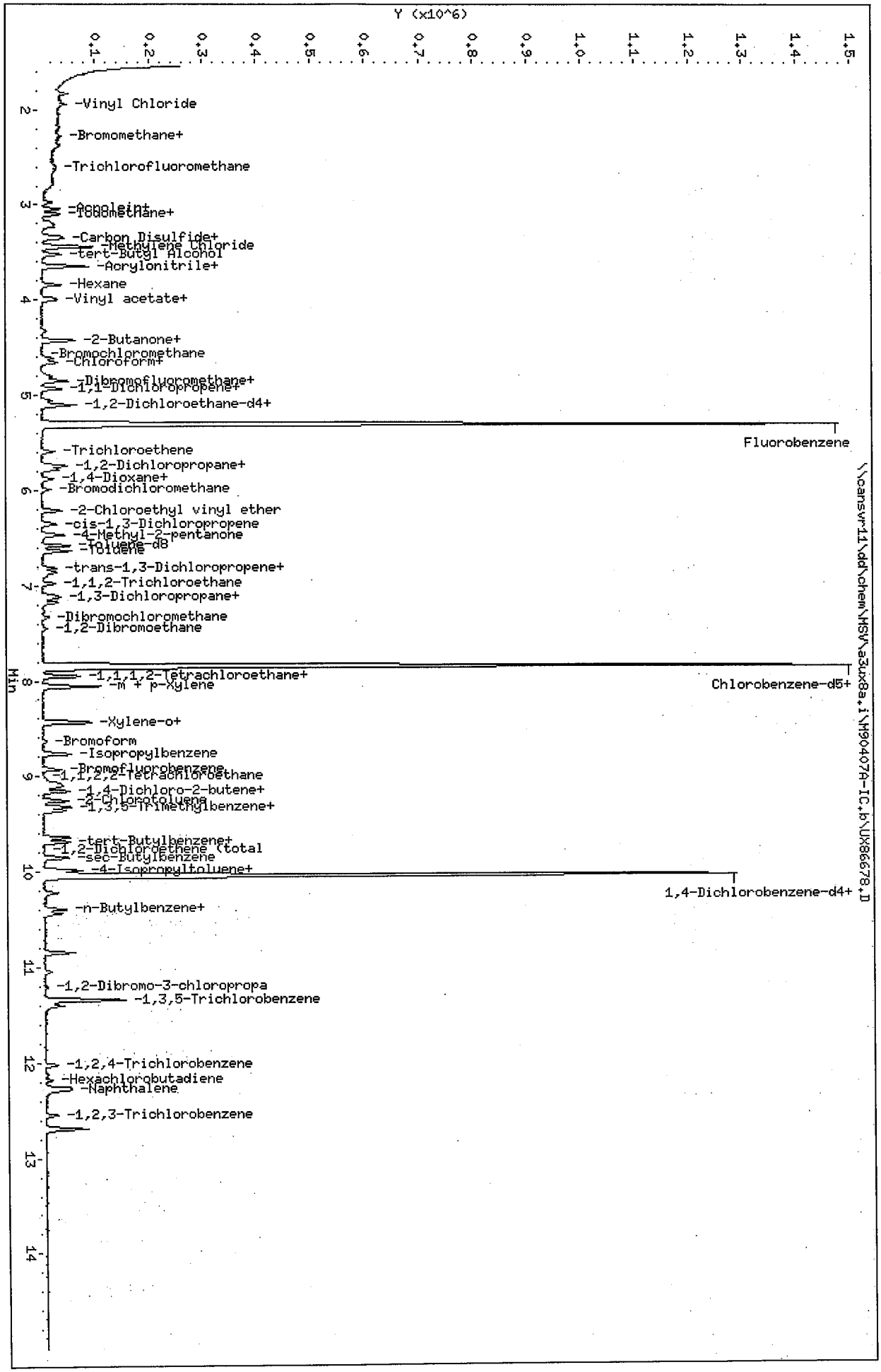

Data File: \\cansvr11\dd\chem\MSV\a3ux8a.i\M90407A-IC.b\UX86678.D
Date : 07-APR-2009 21:33
Client ID:
Sample Info: 10NC-IC
Purge Volume: 5.0
Column phase: DB624

Instrument: a3ux8a.i
Operator: 402279
Column diameter: 0.18

Data File Name: UX86678.D
Inj. Date and Time: 07-APR-2009 21:33
Instrument ID: a3ux8a.i
Client ID:
Compound Name: Acetone
CAS #: 67-64-1
Report Date: 04/08/2009

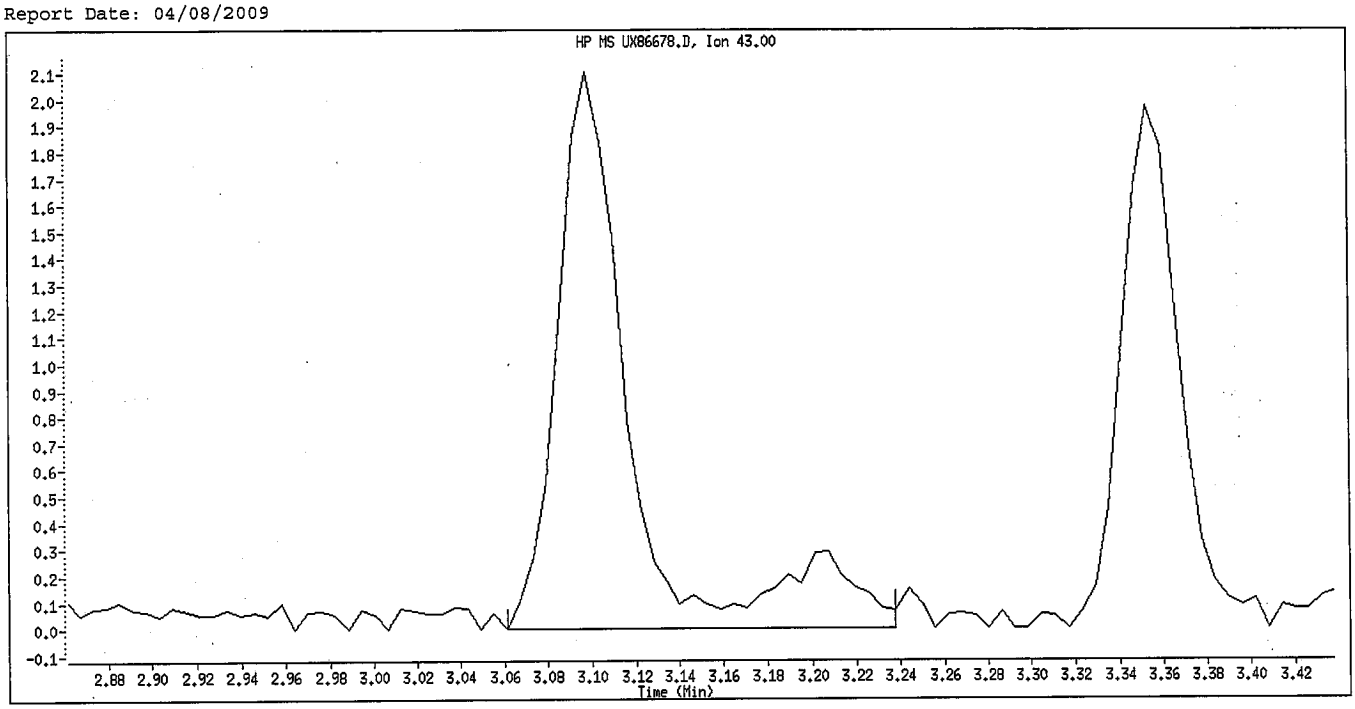

Original Integration

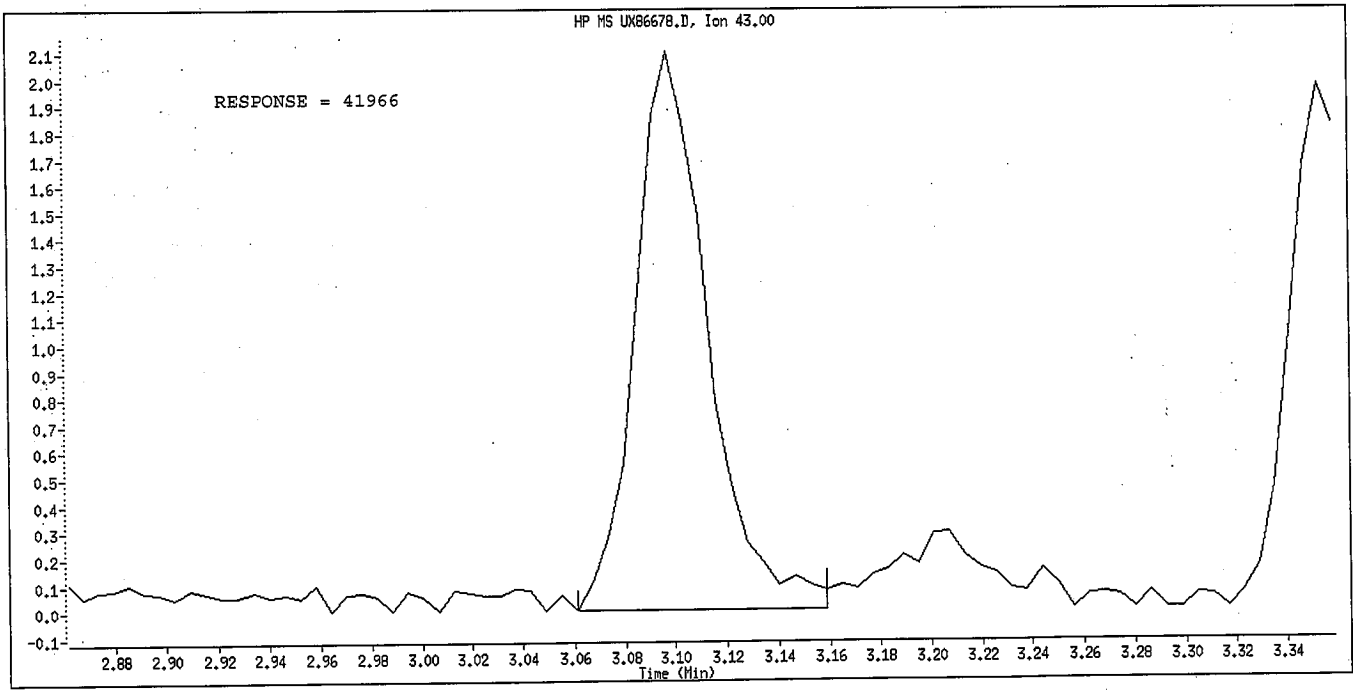

Manual Integration

Manually Integrated By: latat
Manual Integration Reason: Baseline Event

Data File Name: UX86678.D
Inj. Date and Time: 07-APR-2009 21:33
Instrument ID: a3ux8a.i
Client ID:
Compound Name: 1,2-Dibromo-3-chloropropane
CAS #: 96-12-8
Report Date: 04/08/2009

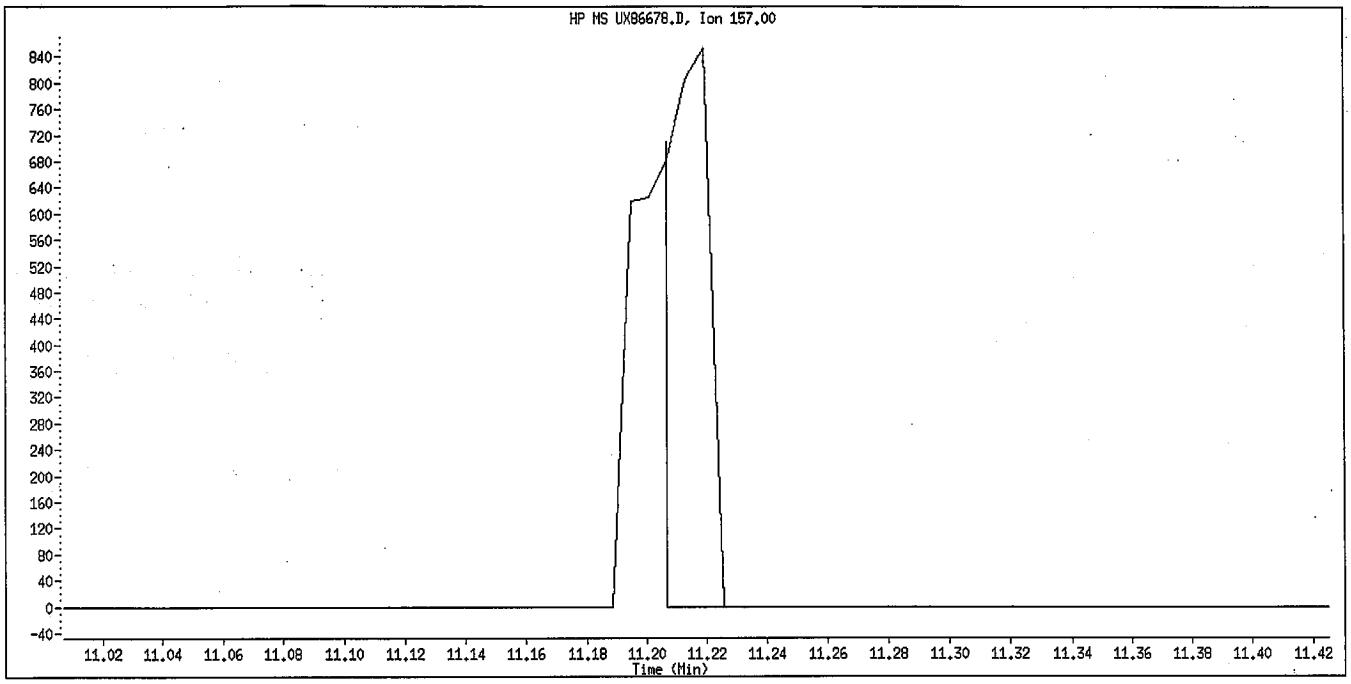

Original Integration

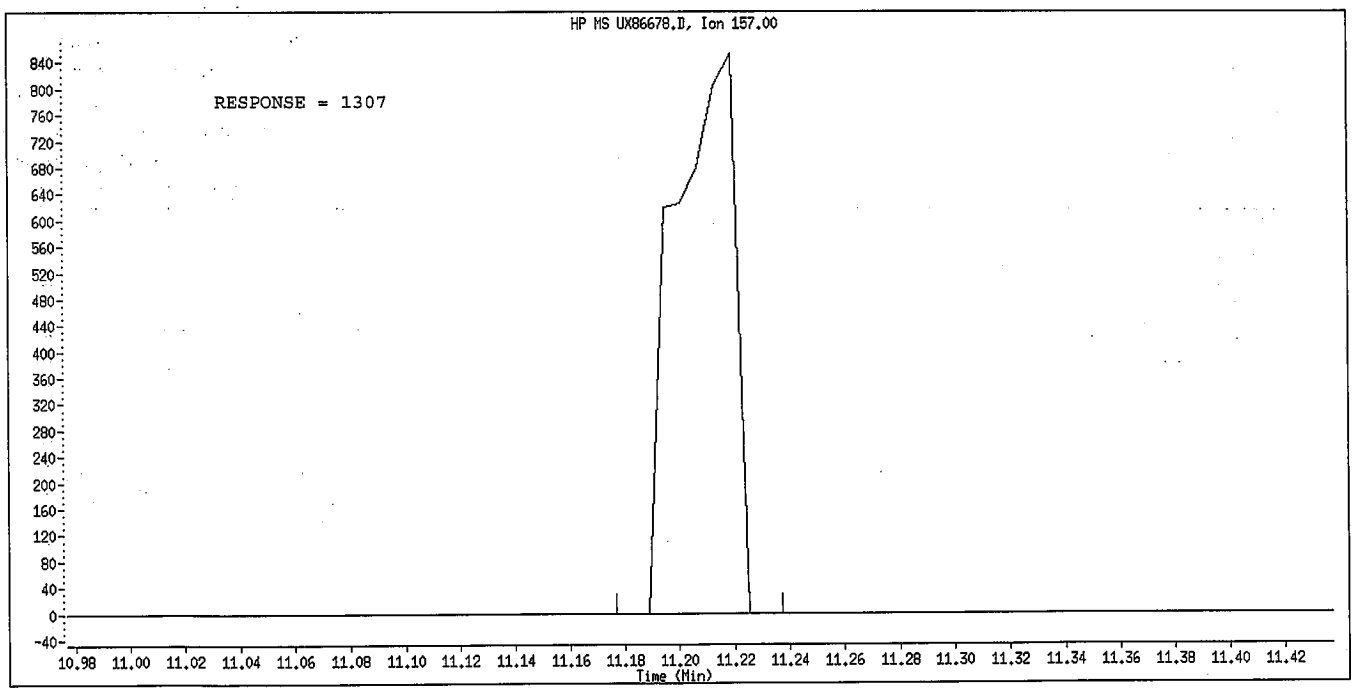

Manual Integration

Manually Integrated By: latat
Manual Integration Reason: Split Peak

Data File: \\cansvr11\dd\chem\MSV\a3ux8a.i\M90407A-IC.b\UX86679.D
Report Date: 08-Apr-2009 19:05

TestAmerica North Canton

VOLATILE REPORT SW-846 Method 8260A/8260B

Data file : \\cansvr11\dd\chem\MSV\a3ux8a.i\M90407A-IC.b\UX86679.D
Lab Smp Id: 5NG-IC
Inj Date : 07-APR-2009 21:55
Operator : 402279 Inst ID: a3ux8a.i
Smp Info : 5NG-IC
Misc Info : M90407A-IC,8260SUX8,1-8260.SUB,402279,1,1
Comment :
Method : \\cansvr11\dd\chem\MSV\a3ux8a.i\M90407A-IC.b\8260SUX8.m
Meth Date : 08-Apr-2009 19:05 a3ux8a.i Quant Type: ISTD
Cal Date : 07-APR-2009 21:33 Cal File: UX86678.D
Als bottle: 9 Calibration Sample, Level: 1
Dil Factor: 1.00000
Integrator: HP RTE Compound Sublist: 1-8260.SUB
Target Version: 4.14
Processing Host: CANPGCV909

Concentration Formula: Amt * DF * 1/Vo * CpndVariable

Name	Value	Description
DF	1.000	Dilution Factor
Vo	5.000	Sample Volume
Va	100.000	Injection Volume
Cpnd Variable		Local Compound Variable

Compounds	QUANT SIG MASS	RT	EXP RT	REL RT	RESPONSE	AMOUNTS CAL-AMT (ng)	AMOUNTS ON-COL (ng)
* 1 Fluorobenzene	96	5.305	5.305	(1.000)	1123133	250.000	
* 2 Chlorobenzene-d5	117	7.842	7.842	(1.000)	852358	250.000	
* 3 1,4-Dichlorobenzene-d4	152	10.038	10.038	(1.000)	390090	250.000	
$ 4 Dibromofluoromethane	113	4.782	4.782	(0.901)	4058	5.00000	5.244
$ 5 1,2-Dichloroethane-d4	65	5.050	5.050	(0.952)	4975	5.00000	4.725
$ 6 Toluene-d8	98	6.577	6.577	(1.240)	17551	5.00000	5.283
$ 7 Bromofluorobenzene	95	8.931	8.931	(1.139)	8296	5.00000	6.364
8 Dichlorodifluoromethane	85	1.649	1.649	(0.311)	2480	5.00000	3.500
9 Chloromethane	50	1.826	1.826	(0.344)	10271	5.00000	5.806
10 Vinyl Chloride	62	1.947	1.947	(0.367)	8372	5.00000	5.765
11 Bromomethane	94	2.270	2.270	(0.428)	3012	5.00000	6.138
12 Chloroethane	64	2.373	2.373	(0.447)	4628	5.00000	6.408
13 Trichlorofluoromethane	101	2.604	2.604	(0.491)	4570	5.00000	5.093
15 Acrolein	56	2.969	2.969	(0.560)	7318	50.0000	59.847
16 Acetone	43	3.097	3.097	(0.584)	33983	10.0000	13.480
17 1,1-Dichloroethene	96	3.042	3.042	(0.573)	3138	5.00000	3.888
18 Freon-113	151	3.048	3.048	(0.575)	867	5.00000	1.587
19 Iodomethane	142	3.182	3.182	(0.600)	6149	5.00000	4.672
20 Carbon Disulfide	76	3.237	3.237	(0.610)	10825	5.00000	4.380
21 Methylene Chloride	84	3.444	3.444	(0.649)	24896	5.00000	4.678
22 Acetonitrile	41	3.328	3.328	(0.627)	21029	50.0000	88.016
23 Acrylonitrile	53	3.638	3.638	(0.686)	7650	10.0000	11.488

Data File: \\cansvr11\dd\chem\MSV\a3ux8a.i\M90407A-IC.b\UX86679.D
Report Date: 08-Apr-2009 19:05

Compounds	QUANT SIG MASS	RT	EXP RT	REL RT	RESPONSE	AMOUNTS CAL-AMT (ng)	AMOUNTS ON-COL (ng)
24 Methyl tert-butyl ether	73	3.645	3.645	(0.687)	13362	5.00000	4.925
25 trans-1,2-Dichloroethene	96	3.645	3.645	(0.687)	5043	5.00000	5.252
26 Hexane	86	3.833	3.833	(0.723)	380	5.00000	1.628
27 Vinyl acetate	43	3.997	3.997	(0.753)	16858	5.00000	5.386
28 1,1-Dichloroethane	63	3.979	3.979	(0.750)	10436	5.00000	4.781
29 tert-Butyl Alcohol	59	3.517	3.517	(0.663)	18193	100.000	111.39
30 2-Butanone	43	4.429	4.429	(0.835)	14275	10.0000	15.655
32 cis-1,2-dichloroethene	96	4.423	4.423	(0.834)	4906	5.00000	4.784
33 2,2-Dichloropropane	77	4.423	4.423	(0.834)	3988	5.00000	4.599
34 Bromochloromethane	128	4.606	4.606	(0.868)	2200	5.00000	4.616
35 Chloroform	83	4.661	4.661	(0.878)	6859	5.00000	4.786
36 Tetrahydrofuran	42	4.654	4.654	(0.877)	4923	5.00000	7.604
37 1,1,1-Trichloroethane	97	4.807	4.807	(0.906)	5530	5.00000	4.685
38 1,1-Dichloropropene	75	4.928	4.928	(0.929)	4456	5.00000	4.025
39 Carbon Tetrachloride	117	4.934	4.934	(0.930)	4465	5.00000	4.155
40 1,2-Dichloroethane	62	5.117	5.117	(0.964)	7077	5.00000	4.794
41 Benzene	78	5.099	5.099	(0.961)	18385	5.00000	5.017
42 Trichloroethene	130	5.591	5.591	(1.054)	4296	5.00000	4.632
43 1,2-Dichloropropane	63	5.780	5.780	(1.089)	5483	5.00000	4.490
44 1,4-Dioxane	88	5.877	5.877	(1.108)	2365	250.000	231.63
45 Dibromomethane	93	5.883	5.883	(1.109)	1668	5.00000	3.651
46 Bromodichloromethane	83	5.993	5.993	(1.130)	4837	5.00000	4.686
47 2-Chloroethyl vinyl ether	63	6.212	6.212	(1.171)	7505	10.0000	10.597
48 cis-1,3-Dichloropropene	75	6.352	6.352	(1.197)	6752	5.00000	4.774
49 4-Methyl-2-pentanone	43	6.461	6.461	(1.218)	18853	10.0000	10.509
50 Toluene	91	6.638	6.638	(0.846)	18404	5.00000	4.613
51 trans-1,3-Dichloropropene	75	6.808	6.808	(0.868)	5578	5.00000	4.336
52 Ethyl Methacrylate	69	6.863	6.863	(0.875)	5219	5.00000	4.051
53 1,1,2-Trichloroethane	97	6.978	6.978	(0.890)	3906	5.00000	4.897
54 1,3-Dichloropropane	76	7.130	7.130	(0.909)	6375	5.00000	4.465
55 Tetrachloroethene	164	7.106	7.106	(0.906)	2321	5.00000	3.502
56 2-Hexanone	43	7.173	7.173	(0.915)	17976	10.0000	12.999
57 Dibromochloromethane	129	7.331	7.331	(0.935)	3904	5.00000	4.619
58 1,2-Dibromoethane	107	7.447	7.447	(0.950)	3543	5.00000	4.420
59 Chlorobenzene	112	7.873	7.873	(1.004)	13657	5.00000	5.173
60 1,1,1,2-Tetrachloroethane	131	7.939	7.939	(1.012)	4271	5.00000	4.641
61 Ethylbenzene	106	7.952	7.952	(1.014)	6664	5.00000	4.456
62 m + p-Xylene	106	8.055	8.055	(1.027)	16825	10.0000	9.208
64 Xylene-o	106	8.426	8.426	(1.074)	8459	5.00000	4.764
65 Styrene	104	8.438	8.438	(1.076)	13115	5.00000	4.550
66 Bromoform	173	8.639	8.639	(1.102)	1828	5.00000	4.036 (M)
67 Isopropylbenzene	105	8.767	8.767	(1.118)	18925	5.00000	4.255
68 1,1,2,2-Tetrachloroethane	83	9.053	9.053	(0.902)	4429	5.00000	4.610
69 1,4-Dichloro-2-butene	53	9.101	9.101	(0.907)	2329	5.00000	4.068
70 1,2,3-Trichloropropane	110	9.101	9.101	(0.907)	911	5.00000	3.008
71 Bromobenzene	156	9.083	9.083	(0.905)	4878	5.00000	4.899
72 n-Propylbenzene	120	9.156	9.156	(0.912)	4677	5.00000	3.902
73 2-Chlorotoluene	126	9.254	9.254	(0.922)	5103	5.00000	4.687
74 1,3,5-Trimethylbenzene	105	9.320	9.320	(0.928)	15244	5.00000	4.255
75 4-Chlorotoluene	126	9.363	9.363	(0.933)	5162	5.00000	4.818
76 tert-Butylbenzene	119	9.637	9.637	(0.960)	12932	5.00000	4.115
77 1,2,4-Trimethylbenzene	105	9.685	9.685	(0.965)	16692	5.00000	4.587
78 sec-Butylbenzene	105	9.856	9.856	(0.982)	17953	5.00000	3.970
79 4-Isopropyltoluene	119	9.990	9.990	(0.995)	15626	5.00000	4.284

Data File: \\cansvr11\dd\chem\MSV\a3ux8a.i\M90407A-IC.b\UX86679.D
Report Date: 08-Apr-2009 19:05

	Compounds	QUANT SIG MASS	RT	EXP RT	REL RT	RESPONSE	AMOUNTS CAL-AMT (ng)	AMOUNTS ON-COL (ng)
80	1,3-Dichlorobenzene	146	9.977	9.977	(0.994)	9027	5.00000	4.737
81	1,4-Dichlorobenzene	146	10.057	10.057	(1.002)	10406	5.00000	5.183
82	n-Butylbenzene	91	10.391	10.391	(1.035)	12678	5.00000	4.054
83	1,2-Dichlorobenzene	146	10.440	10.440	(1.040)	8466	5.00000	4.724
84	1,2-Dibromo-3-chloropropane	157	11.206	11.206	(1.116)	423	5.00000	2.141
85	1,2,4-Trichlorobenzene	180	12.028	12.028	(1.198)	5304	5.00000	4.921
86	Hexachlorobutadiene	225	12.180	12.180	(1.213)	1683	5.00000	3.798
87	Naphthalene	128	12.289	12.289	(1.224)	17579	5.00000	5.105
88	1,2,3-Trichlorobenzene	180	12.545	12.545	(1.250)	5043	5.00000	5.158
98	Cyclohexane	56	4.849	4.849	(0.914)	11098	5.00000	3.478
143	Methyl Acetate	43	3.353	3.353	(0.632)	17434	10.0000	10.994
144	Methylcyclohexane	83	5.743	5.743	(1.083)	5556	5.00000	2.823
141	1,3,5-Trichlorobenzene	180	11.401	11.401	(1.136)	5273	5.00000	4.463
153	Vinyl Acetate-86	86	Compound Not Detected.					

QC Flag Legend

M - Compound response manually integrated.

Data File: \\cansvr11\dd\chem\MSV\a3ux8a.i\M90407A-IC.b\UX86679.D
Report Date: 08-Apr-2009 19:05

TestAmerica North Canton

INTERNAL STANDARD COMPOUNDS
AREA AND RT SUMMARY

Instrument ID: a3ux8a.i
Lab File ID: UX86679.D
Lab Smp Id: 5NG-IC
Analysis Type: VOA
Quant Type: ISTD
Operator: 402279
Calibration Date: 07-APR-2009
Calibration Time: 20:06
Level: LOW
Sample Type: SOIL
Method File: \\cansvr11\dd\chem\MSV\a3ux8a.i\M90407A-IC.b\8260SUX8.m
Misc Info: M90407A-IC,8260SUX8,1-8260.SUB,402279,1,1

		AREA LIMIT			
COMPOUND	STANDARD	LOWER	UPPER	SAMPLE	%DIFF
1 Fluorobenzene	1241913	620957	2483826	1123133	-9.56
2 Chlorobenzene-d5	898392	449196	1796784	852358	-5.12
3 1,4-Dichlorobenze	404827	202414	809654	390090	-3.64

		RT LIMIT			
COMPOUND	STANDARD	LOWER	UPPER	SAMPLE	%DIFF
1 Fluorobenzene	5.30	4.80	5.80	5.31	0.04
2 Chlorobenzene-d5	7.85	7.35	8.35	7.84	-0.05
3 1,4-Dichlorobenze	10.04	9.54	10.54	10.04	0.02

AREA UPPER LIMIT = +100% of internal standard area.
AREA LOWER LIMIT = - 50% of internal standard area.
RT UPPER LIMIT = + 0.50 minutes of internal standard RT.
RT LOWER LIMIT = - 0.50 minutes of internal standard RT.

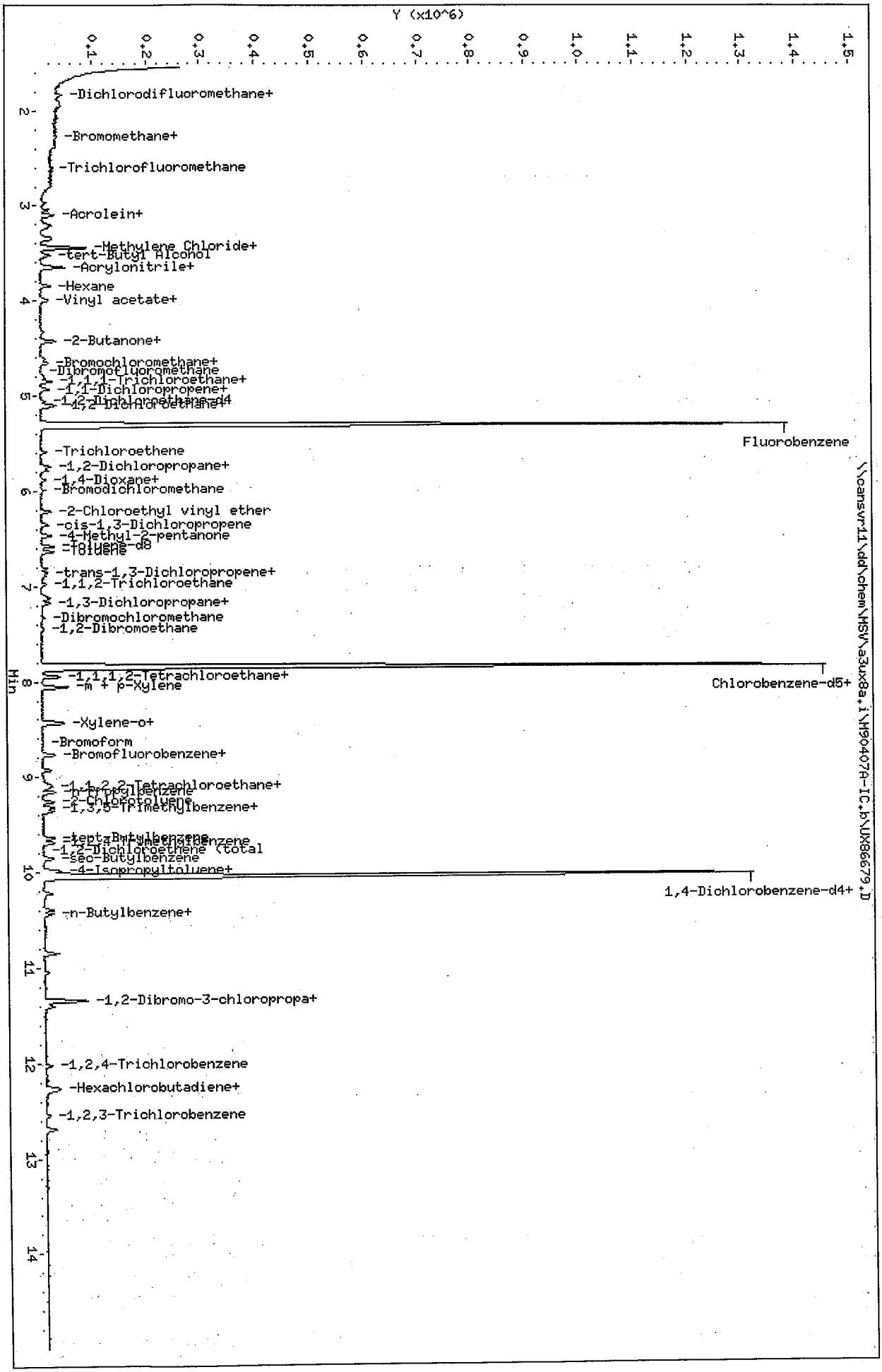
Data File: \\cansvr11\dd\chem\MSV\a3ux8a.i\M90407A-IC.b\UX86679.D
Date : 07-APR-2009 21:55
Client ID:
Sample Info: 5NC-IC
Purge Volume: 5.0
Column phase: DB624
Instrument: a3ux8a.i
Operator: 402279
Column diameter: 0.18
Y (x10^6)
Min
-Dichlorodifluoromethane+
-Bromomethane+
-Trichlorofluoromethane
-Acrolein+
-Methylene Chloride+
-tert-Butyl Alcohol
-Acrylonitrile+
-Hexane
-Vinyl acetate+
-2-Butanone+
-Bromochloromethane+
-Dibromofluoromethane
-1,1,1-Trichloroethane+
-1,1-Dichloropropene+
-1,2-Dichloroethane-d4
-1,2-Dichloroethane+
Fluorobenzene
-Trichloroethene
-1,2-Dichloropropane+
-1,4-Dioxane+
-Bromodichloromethane
-2-Chloroethyl vinyl ether
-cis-1,3-Dichloropropene
-4-Methyl-2-pentanone
-Toluene-d8
-Toluene
-trans-1,3-Dichloropropene+
-1,1,2-Trichloroethane
-1,3-Dichloropropane+
-Dibromochloromethane
-1,2-Dibromoethane
\\cansvr11\dd\chem\MSV\a3ux8a.i\M90407A-IC.b\UX86679.D
-1,1,1,2-Tetrachloroethane+
-m + p-Xylene
Chlorobenzene-d5+
-Xylene-o+
-Bromoform
-Bromofluorobenzene+
-1,1,2,2-Tetrachloroethane+
-n-Propylbenzene
-2-Chlorotoluene
-1,3,5-Trimethylbenzene+
-tert-Butylbenzene
-1,2,4-Trimethylbenzene
-1,2-Dichloroethene (total
-sec-Butylbenzene
-4-Isopropyltoluene+
1,4-Dichlorobenzene-d4+
-n-Butylbenzene+
-1,2-Dibromo-3-chloropropa+
-1,2,4-Trichlorobenzene
-Hexachlorobutadiene+
-1,2,3-Trichlorobenzene

Data File Name: UX86679.D
Inj. Date and Time: 07-APR-2009 21:55
Instrument ID: a3ux8a.i
Client ID:
Compound Name: Bromoform
CAS #: 75-25-2
Report Date: 04/08/2009

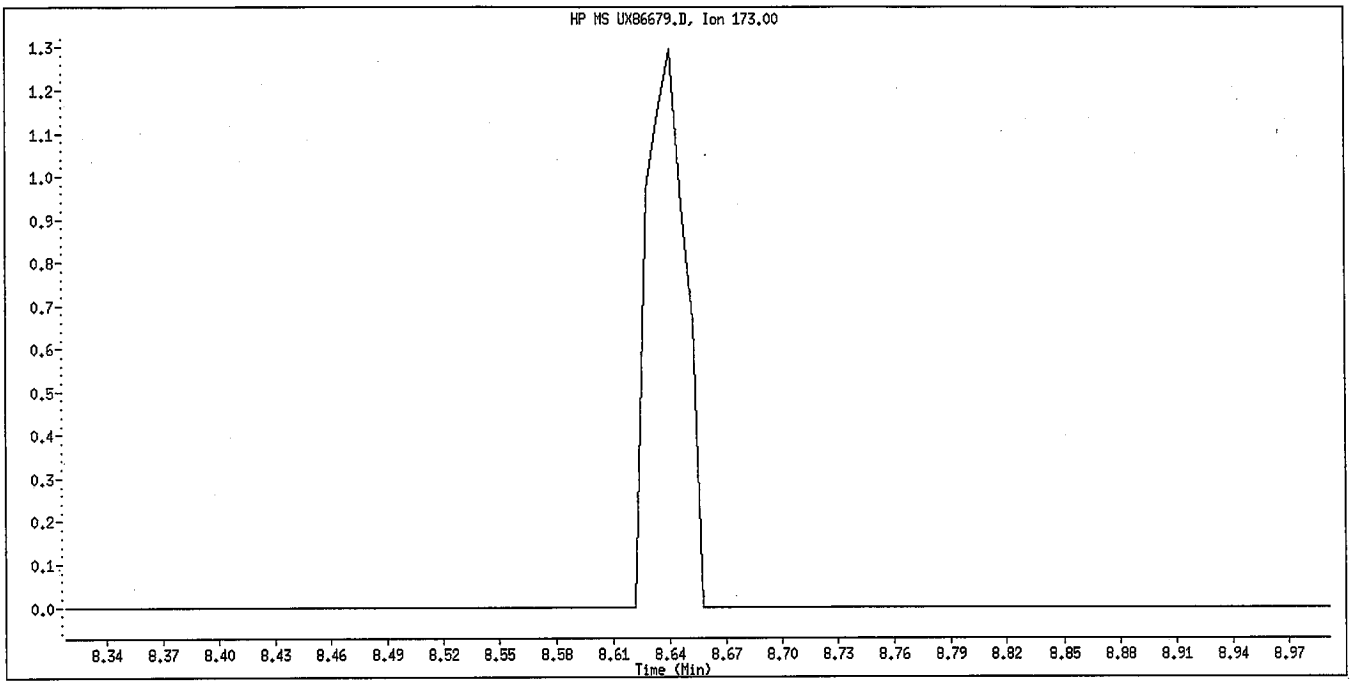

Original Integration

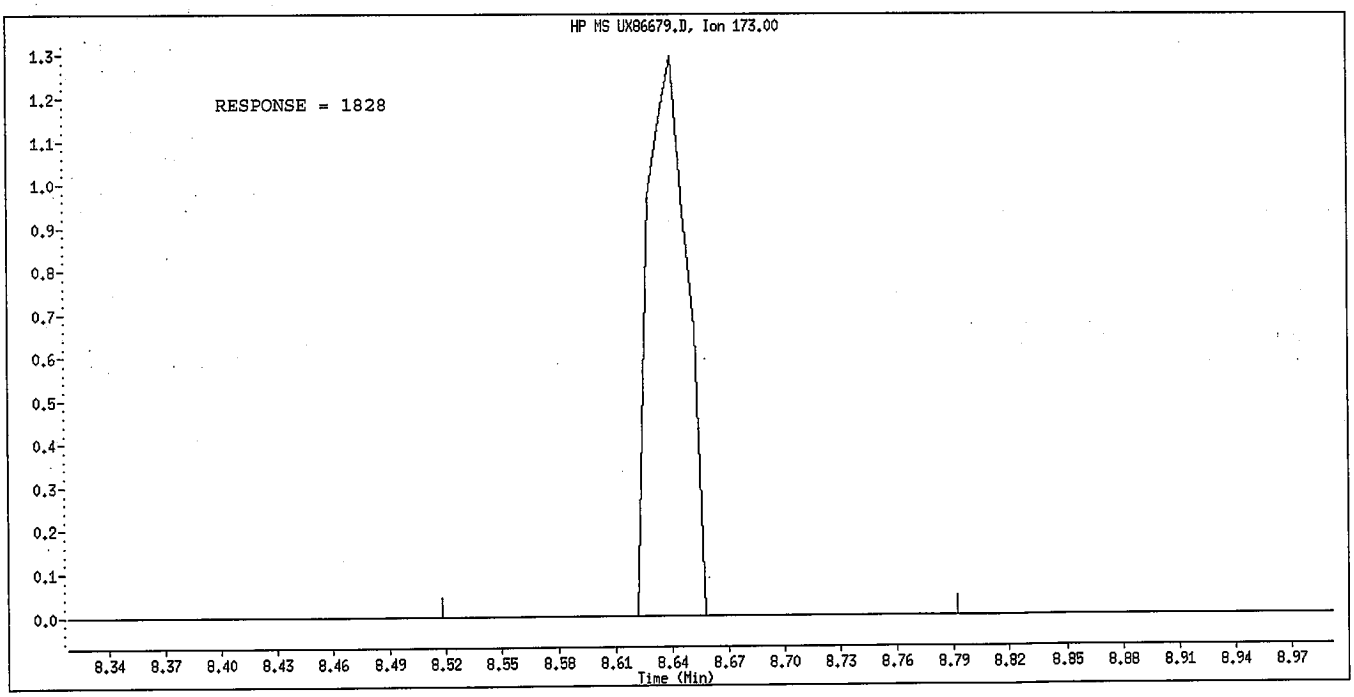

Manual Integration

Manually Integrated By: latat
Manual Integration Reason: Analyte not Identified by the Data System

Data File: \\cansvr11\dd\chem\MSV\a3ux8a.i\M90407A-IC.b\UX86688.D
Report Date: 08-Apr-2009 19:53

TestAmerica North Canton

VOLATILE REPORT SW-846 Method 8260A/8260B

Data file : \\cansvr11\dd\chem\MSV\a3ux8a.i\M90407A-IC.b\UX86688.D
Lab Smp Id: CHECK/ICV
Inj Date : 08-APR-2009 01:11
Operator : 402279 Inst ID: a3ux8a.i
Smp Info : CHECK/ICV
Misc Info : M90407A-IC,8260SUX8,,402279,3
Comment :
Method : \\cansvr11\dd\chem\MSV\a3ux8a.i\M90407A-IC.b\8260SUX8.m
Meth Date : 08-Apr-2009 19:46 latat Quant Type: ISTD
Cal Date : 07-APR-2009 21:55 Cal File: UX86679.D
Als bottle: 18 QC Sample: METHSPIKE
Dil Factor: 1.00000
Integrator: HP RTE Compound Sublist: 4-8260+IX.sub
Target Version: 4.14
Processing Host: CANPGCV909

Concentration Formula: Amt * DF * 1/Vo * CpndVariable

Name	Value	Description
DF	1.000	Dilution Factor
Vo	5.000	Sample Volume
Va	100.000	Injection Volume
Cpnd Variable		Local Compound Variable

Compounds	QUANT SIG MASS	RT	EXP RT	REL RT	RESPONSE	CONCENTRATIONS ON-COLUMN (ng)	FINAL (UG/KG)
* 1 Fluorobenzene	96	5.305	5.305	(1.000)	1136342	250.000	
* 2 Chlorobenzene-d5	117	7.842	7.842	(1.000)	829955	250.000	
* 3 1,4-Dichlorobenzene-d4	152	10.038	10.038	(1.000)	370181	250.000	
$ 4 Dibromofluoromethane	113	4.782	4.782	(0.901)	182782	233.482	46.696
$ 5 1,2-Dichloroethane-d4	65	5.055	5.050	(0.953)	253569	238.013	47.603
$ 6 Toluene-d8	98	6.576	6.577	(1.240)	794579	236.386	47.277
$ 7 Bromofluorobenzene	95	8.924	8.931	(1.138)	284610	224.232	44.846
8 Dichlorodifluoromethane	85	1.649	1.649	(0.311)	110199	153.701	30.740(R)
9 Chloromethane	50	1.831	1.826	(0.345)	385412	215.317	43.063
10 Vinyl Chloride	62	1.947	1.947	(0.367)	318647	216.867	43.373
11 Bromomethane	94	2.281	2.270	(0.430)	109627	220.820	44.164
12 Chloroethane	64	2.379	2.373	(0.448)	170986	234.018	46.804
13 Trichlorofluoromethane	101	2.604	2.604	(0.491)	240842	265.303	53.060
15 Acrolein	56	2.969	2.969	(0.560)	229196	1852.60	370.52
16 Acetone	43	3.096	3.098	(0.584)	165010	260.216	52.043
17 1,1-Dichloroethene	96	3.042	3.042	(0.573)	203753	249.520	49.904
18 Freon-113	151	3.042	3.048	(0.573)	151914	274.874	54.975
19 Iodomethane	142	3.176	3.182	(0.599)	330209	247.967	49.593
20 Carbon Disulfide	76	3.230	3.237	(0.609)	626466	250.543	50.109
21 Methylene Chloride	84	3.437	3.444	(0.648)	245799	236.950	47.390
22 Acetonitrile	41	3.334	3.328	(0.628)	184644	763.835	152.77
23 Acrylonitrile	53	3.638	3.638	(0.686)	522924	776.118	155.22

Data File: \\cansvr11\dd\chem\MSV\a3ux8a.i\M90407A-IC.b\UX86688.D
Report Date: 08-Apr-2009 19:53

	Compounds	QUANT SIG MASS	RT	EXP RT	REL RT	RESPONSE	CONCENTRATIONS ON-COLUMN (ng)	FINAL (UG/KG)
	24 Methyl tert-butyl ether	73	3.644	3.645	(0.687)	698319	254.417	50.883
	25 trans-1,2-Dichloroethene	96	3.650	3.645	(0.688)	231202	237.990	47.598
	26 Hexane	86	3.839	3.833	(0.724)	63971	270.946	54.189
	27 Vinyl acetate	43	4.003	3.997	(0.755)	1667008	526.422	105.28
	28 1,1-Dichloroethane	63	3.979	3.979	(0.750)	569681	257.942	51.588
	29 tert-Butyl Alcohol	59	3.522	3.517	(0.664)	735668	4452.06	890.41
	30 2-Butanone	43	4.429	4.429	(0.835)	221606	240.203	48.040
M	31 1,2-Dichloroethene (total)	96				492757	490.100	98.020
	32 cis-1,2-dichloroethene	96	4.423	4.423	(0.834)	261555	252.110	50.422
	33 2,2-Dichloropropane	77	4.423	4.423	(0.834)	225954	257.549	51.510
	34 Bromochloromethane	128	4.611	4.606	(0.869)	122067	253.125	50.625
	35 Chloroform	83	4.660	4.661	(0.878)	360296	248.486	49.697
	36 Tetrahydrofuran	42	4.642	4.654	(0.875)	164231	250.734	50.147
	37 1,1,1-Trichloroethane	97	4.812	4.807	(0.907)	296655	248.424	49.685
	38 1,1-Dichloropropene	75	4.928	4.928	(0.929)	284216	253.729	50.746
	39 Carbon Tetrachloride	117	4.934	4.934	(0.930)	273470	251.530	50.306
	40 1,2-Dichloroethane	62	5.110	5.117	(0.963)	393729	263.638	52.728
	41 Benzene	78	5.098	5.099	(0.961)	894596	241.268	48.254
	42 Trichloroethene	130	5.591	5.591	(1.054)	234726	250.120	50.024
	43 1,2-Dichloropropane	63	5.779	5.780	(1.089)	309430	250.420	50.084
	44 1,4-Dioxane	88	Compound Not Detected.					
	45 Dibromomethane	93	5.877	5.883	(1.108)	124104	268.483	53.697
	46 Bromodichloromethane	83	5.992	5.993	(1.130)	263433	252.267	50.453
	47 2-Chloroethyl vinyl ether	63	6.211	6.212	(1.171)	180662	252.131	50.426
	48 cis-1,3-Dichloropropene	75	6.351	6.352	(1.197)	345402	241.363	48.272
	49 4-Methyl-2-pentanone	43	6.467	6.461	(1.219)	496109	273.326	54.665
	50 Toluene	91	6.637	6.638	(0.846)	911266	234.589	46.918
	51 trans-1,3-Dichloropropene	75	6.807	6.808	(0.868)	323371	258.146	51.629
	52 Ethyl Methacrylate	69	Compound Not Detected.					
	53 1,1,2-Trichloroethane	97	6.978	6.978	(0.890)	191414	246.474	49.295
	54 1,3-Dichloropropane	76	7.130	7.130	(0.909)	339260	244.021	48.804
	55 Tetrachloroethene	164	7.105	7.106	(0.906)	158237	245.224	49.045
	56 2-Hexanone	43	7.172	7.173	(0.915)	355980	264.365	52.873
	57 Dibromochloromethane	129	7.331	7.331	(0.935)	204839	248.914	49.783
	58 1,2-Dibromoethane	107	7.446	7.447	(0.950)	194116	248.697	49.739
	59 Chlorobenzene	112	7.872	7.873	(1.004)	610160	237.369	47.474
	60 1,1,1,2-Tetrachloroethane	131	7.939	7.939	(1.012)	216114	241.157	48.231
	61 Ethylbenzene	106	7.951	7.952	(1.014)	343326	235.763	47.152
	62 m + p-Xylene	106	8.055	8.055	(1.027)	847927	476.604	95.321
M	63 Xylenes (total)	106				1254338	711.694	142.34
	64 Xylene-o	106	8.426	8.426	(1.074)	406411	235.090	47.018
	65 Styrene	104	8.438	8.438	(1.076)	664489	236.747	47.349
	66 Bromoform	173	8.639	8.639	(1.102)	114282	259.157	51.831
	67 Isopropylbenzene	105	8.766	8.767	(1.118)	1038762	239.835	47.967
	68 1,1,2,2-Tetrachloroethane	83	9.052	9.053	(0.902)	230978	253.368	50.674
	69 1,4-Dichloro-2-butene	53	9.107	9.101	(0.907)	274083	504.544	100.91
	70 1,2,3-Trichloropropane	110	9.107	9.101	(0.907)	78673	273.712	54.742
	71 Bromobenzene	156	9.077	9.083	(0.904)	227199	240.444	48.089
	72 n-Propylbenzene	120	9.156	9.156	(0.912)	281429	247.445	49.489
	73 2-Chlorotoluene	126	9.253	9.254	(0.922)	237601	229.977	45.995
	74 1,3,5-Trimethylbenzene	105	9.314	9.320	(0.928)	825195	242.732	48.546
	75 4-Chlorotoluene	126	9.356	9.363	(0.932)	250832	246.684	49.337
	76 tert-Butylbenzene	119	9.636	9.637	(0.960)	719342	241.216	48.243
	77 1,2,4-Trimethylbenzene	105	9.685	9.685	(0.965)	848186	245.640	49.128

Data File: \\cansvr11\dd\chem\MSV\a3ux8a.i\M90407A-IC.b\UX86688.D
Report Date: 08-Apr-2009 19:53

Compounds	QUANT SIG MASS	RT	EXP RT	REL RT	RESPONSE	CONCENTRATIONS ON-COLUMN (ng)	CONCENTRATIONS FINAL (UG/KG)
78 sec-Butylbenzene	105	9.849	9.856	(0.981)	1040748	242.525	48.505
79 4-Isopropyltoluene	119	9.983	9.990	(0.995)	868806	250.991	50.198
80 1,3-Dichlorobenzene	146	9.977	9.977	(0.994)	439086	242.795	48.559
81 1,4-Dichlorobenzene	146	10.062	10.057	(1.002)	436947	229.349	45.870
82 n-Butylbenzene	91	10.391	10.391	(1.035)	728484	245.470	49.094
83 1,2-Dichlorobenzene	146	10.433	10.440	(1.039)	409589	240.833	48.167
84 1,2-Dibromo-3-chloropropane	157	11.206	11.206	(1.116)	46185	246.350	49.270
85 1,2,4-Trichlorobenzene	180	12.021	12.028	(1.198)	238614	233.291	46.658
86 Hexachlorobutadiene	225	12.179	12.180	(1.213)	100403	238.760	47.752
87 Naphthalene	128	12.283	12.289	(1.224)	772071	236.253	47.250
88 1,2,3-Trichlorobenzene	180	12.544	12.545	(1.250)	220315	237.444	47.489
14 Dichlorofluoromethane	67	Compound Not Detected.					
89 Ethyl Ether	59	2.847	2.845	(0.537)	334394	250.682	50.136
91 3-Chloropropene	76	Compound Not Detected.					
92 Isopropyl Ether	87	4.003	4.001	(0.755)	221476	236.725	47.345
93 2-Chloro-1,3-butadiene	53	Compound Not Detected.					
94 Propionitrile	54	Compound Not Detected.					
95 Ethyl Acetate	43	Compound Not Detected.					
96 Methacrylonitrile	41	Compound Not Detected.					
97 Isobutanol	41	4.982	4.981	(0.635)	874785	12313.1	2462.6(A)
99 n-Butanol	56	Compound Not Detected.					
100 Methyl Methacrylate	41	Compound Not Detected.					
101 2-Nitropropane	41	Compound Not Detected.					
98 Cyclohexane	56	4.849	4.849	(0.914)	714134	221.205	44.241
143 Methyl Acetate	43	3.352	3.353	(0.632)	373980	233.084	46.617
144 Methylcyclohexane	83	5.743	5.743	(1.083)	424268	213.085	42.617
141 1,3,5-Trichlorobenzene	180	Compound Not Detected.					
103 Cyclohexanone	55	8.888	8.886	(0.885)	143888	480.066	96.013
155 tert-Butyl Ethyl ether	59	Compound Not Detected.					
156 tert-Amyl Methyl ether	73	Compound Not Detected.					
157 1,2,3-Trimethylbenzene	105	10.105	10.103	(1.007)	838832	234.217	46.843(A)
153 Vinyl Acetate-86	86	4.003	3.998	(0.755)	49288	264.797	52.959
146 2-Methylnaphthalene	142	13.657	13.656	(1.361)	5107	2.94234	0.5885(a)

QC Flag Legend

a - Target compound detected but, quantitated amount Below Limit Of Quantitation(BLOQ).
A - Target compound detected but, quantitated amount exceeded maximum amount.
R - Spike/Surrogate failed recovery limits.

Data File: \\cansvr11\dd\chem\MSV\a3ux8a.i\M90407A-IC.b\UX86688.D
Report Date: 08-Apr-2009 19:53

TestAmerica North Canton

VOLATILE REPORT SW-846 Method 8260A/8260B

Data file : \\cansvr11\dd\chem\MSV\a3ux8a.i\M90407A-IC.b\UX86688.D
Lab Smp Id: CHECK/ICV
Inj Date : 08-APR-2009 01:11
Operator : 402279 Inst ID: a3ux8a.i
Smp Info : CHECK/ICV
Misc Info : M90407A-IC,8260SUX8,,402279,3
Comment :
Method : \\cansvr11\dd\chem\MSV\a3ux8a.i\M90407A-IC.b\8260SUX8.m
Meth Date : 08-Apr-2009 19:46 latat Quant Type: ISTD
Cal Date : 07-APR-2009 21:55 Cal File: UX86679.D
Als bottle: 18 QC Sample: METHSPIKE
Dil Factor: 1.00000
Integrator: HP RTE Compound Sublist: 4-8260+IX.sub
Target Version: 4.14
Processing Host: CANPGCV909

- NO TENTATIVELY IDENTIFIED COMPOUNDS -

Data File: \\cansvr11\dd\chem\MSV\a3ux8a.i\M90407A-IC.b\UX86688.D
Report Date: 08-Apr-2009 19:53

TestAmerica North Canton

INTERNAL STANDARD COMPOUNDS
AREA AND RT SUMMARY

Instrument ID: a3ux8a.i
Lab File ID: UX86688.D
Lab Smp Id: CHECK/ICV
Analysis Type: VOA
Quant Type: ISTD
Operator: 402279
Method File: \\cansvr11\dd\chem\MSV\a3ux8a.i\M90407A-IC.b\8260SUX8.m
Misc Info: M90407A-IC,8260SUX8,,402279,3

Calibration Date: 07-APR-2009
Calibration Time: 20:06
Level: LOW
Sample Type: SOIL

COMPOUND	STANDARD	AREA LIMIT LOWER	AREA LIMIT UPPER	SAMPLE	%DIFF
1 Fluorobenzene	1241913	620957	2483826	1136342	-8.50
2 Chlorobenzene-d5	898392	449196	1796784	829955	-7.62
3 1,4-Dichlorobenze	404827	202414	809654	370181	-8.56

COMPOUND	STANDARD	RT LIMIT LOWER	RT LIMIT UPPER	SAMPLE	%DIFF
1 Fluorobenzene	5.30	4.80	5.80	5.31	0.03
2 Chlorobenzene-d5	7.85	7.35	8.35	7.84	-0.06
3 1,4-Dichlorobenze	10.04	9.54	10.54	10.04	0.01

AREA UPPER LIMIT = +100% of internal standard area.
AREA LOWER LIMIT = - 50% of internal standard area.
RT UPPER LIMIT = + 0.50 minutes of internal standard RT.
RT LOWER LIMIT = - 0.50 minutes of internal standard RT.

Data File: \\cansvr11\dd\chem\MSV\a3ux8a.i\M90407A-IC.b\UX86688.D
Report Date: 08-Apr-2009 19:53

TestAmerica North Canton

RECOVERY REPORT

Client Name:
Client SDG: SDGa00699
Sample Matrix: SOLID
Fraction: VOA
Lab Smp Id: CHECK/ICV
Level: LOW
Operator: 402279
Data Type: MS DATA
SampleType: METHSPIKE
SpikeList File: DODICV.spk
Quant Type: ISTD
Sublist File: 4-8260+IX.sub
Method File: \\cansvr11\dd\chem\MSV\a3ux8a.i\M90407A-IC.b\8260SUX8.m
Misc Info: M90407A-IC,8260SUX8,,402279,3

SPIKE		COMPOUND	CONC ADDED UG/KG	CONC RECOVERED UG/KG	% RECOVERED	LIMITS
*	1	Fluorobenzene	0.0000	50.000	0.00	0-0
*	2	Chlorobenzene-d5	0.0000	50.000	0.00	0-0
*	3	1,4-Dichlorobenzen	0.0000	50.000	0.00	0-0
$	6	Toluene-d8	50.000	47.277	94.55	85-115
$	7	Bromofluorobenzene	50.000	44.846	89.69	85-120
	60	1,1,1,2-Tetrachlor	50.000	48.231	96.46	75-125
	37	1,1,1-Trichloroeth	50.000	49.685	99.37	75-125
	68	1,1,2,2-Tetrachlor	50.000	50.674	101.35	75-125
	53	1,1,2-Trichloroeth	50.000	49.295	98.59	75-125
	28	1,1-Dichloroethane	50.000	51.588	103.18	75-125
	17	1,1-Dichloroethene	50.000	49.904	99.81	75-125
	38	1,1-Dichloropropen	50.000	50.746	101.49	75-125
	88	1,2,3-Trichloroben	50.000	47.489	94.98	75-125
	70	1,2,3-Trichloropro	50.000	54.742	109.48	75-125
	85	1,2,4-Trichloroben	50.000	46.658	93.32	75-125
	77	1,2,4-Trimethylben	50.000	49.128	98.26	75-125
	84	1,2-Dibromo-3-chlo	50.000	49.270	98.54	75-125
	58	1,2-Dibromoethane	50.000	49.739	99.48	75-125
	83	1,2-Dichlorobenzen	50.000	48.167	96.33	75-125
	40	1,2-Dichloroethane	50.000	52.728	105.46	75-125
	43	1,2-Dichloropropan	50.000	50.084	100.17	75-125
	74	1,3,5-Trimethylben	50.000	48.546	97.09	75-125
	80	1,3-Dichlorobenzen	50.000	48.559	97.12	75-125
	54	1,3-Dichloropropan	50.000	48.804	97.61	75-125
	81	1,4-Dichlorobenzen	50.000	45.870	91.74	75-125
	33	2,2-Dichloropropan	50.000	51.510	103.02	75-125
	30	2-Butanone	50.000	48.040	96.08	75-125
	73	2-Chlorotoluene	50.000	45.995	91.99	75-125
	56	2-Hexanone	50.000	52.873	105.75	75-125
	75	4-Chlorotoluene	50.000	49.337	98.67	75-125
	49	4-Methyl-2-pentano	50.000	54.665	109.33	75-125
	16	Acetone	50.000	52.043	104.09	75-125
	41	Benzene	50.000	48.254	96.51	75-125
	71	Bromobenzene	50.000	48.089	96.18	75-125
	34	Bromochloromethane	50.000	50.625	101.25	75-125
	46	Bromodichlorometha	50.000	50.453	100.91	75-125
	66	Bromoform	50.000	51.831	103.66	75-125
	11	Bromomethane	50.000	44.164	88.33	75-125
	20	Carbon Disulfide	50.000	50.109	100.22	75-125
	39	Carbon Tetrachlori	50.000	50.306	100.61	75-125

Data File: \\cansvr11\dd\chem\MSV\a3ux8a.i\M90407A-IC.b\UX86688.D
Report Date: 08-Apr-2009 19:53

	SPIKE COMPOUND	CONC ADDED UG/KG	CONC RECOVERED UG/KG	% RECOVERED	LIMITS
59	Chlorobenzene	50.000	47.474	94.95	75-125
57	Dibromochlorometha	50.000	49.783	99.57	75-125
12	Chloroethane	50.000	46.804	93.61	75-125
35	Chloroform	50.000	49.697	99.39	75-125
9	Chloromethane	50.000	43.063	86.13	75-125
32	cis-1,2-dichloroet	50.000	50.422	100.84	75-125
48	cis-1,3-Dichloropr	50.000	48.272	96.55	75-125
45	Dibromomethane	50.000	53.697	107.39	75-125
8	Dichlorodifluorome	50.000	30.740	61.48*	75-125
61	Ethylbenzene	50.000	47.152	94.31	75-125
86	Hexachlorobutadien	50.000	47.752	95.50	75-125
67	Isopropylbenzene	50.000	47.967	95.93	75-125
62	m + p-Xylene	100.00	95.321	95.32	75-125
21	Methylene Chloride	50.000	47.390	94.78	75-125
87	Naphthalene	50.000	47.250	94.50	75-125
82	n-Butylbenzene	50.000	49.094	98.19	75-125
72	n-Propylbenzene	50.000	49.489	98.98	75-125
64	Xylene-o	50.000	47.018	94.04	75-125
79	4-Isopropyltoluene	50.000	50.198	100.40	75-125
78	sec-Butylbenzene	50.000	48.505	97.01	75-125
65	Styrene	50.000	47.349	94.70	75-125
76	tert-Butylbenzene	50.000	48.243	96.49	75-125
55	Tetrachloroethene	50.000	49.045	98.09	75-125
50	Toluene	50.000	46.918	93.84	75-125
25	trans-1,2-Dichloro	50.000	47.598	95.20	75-125
51	trans-1,3-Dichloro	50.000	51.629	103.26	75-125
42	Trichloroethene	50.000	50.024	100.05	75-125
13	Trichlorofluoromet	50.000	53.060	106.12	75-125
10	Vinyl Chloride	50.000	43.373	86.75	75-125
19	Iodomethane	50.000	49.593	99.19	75-125
92	Isopropyl Ether	50.000	47.345	94.69	75-125
24	Methyl tert-butyl	50.000	50.883	101.77	75-125
153	Vinyl Acetate-86	50.000	52.959	105.92	75-125

	SURROGATE COMPOUND	CONC ADDED UG/KG	CONC RECOVERED UG/KG	% RECOVERED	LIMITS
$ 4	Dibromofluorometha	50.000	46.696	93.39	59-138
$ 5	1,2-Dichloroethane	50.000	47.603	95.21	61-130
$ 6	Toluene-d8	250.00	47.277	94.55	60-143
$ 7	Bromofluorobenzene	250.00	44.846	89.69	47-158



Data File: \\cansvr11\dd\chem\MSV\a3ux8a.i\M90407A-IC.b\UX86688.D
Date : 08-APR-2009 01:11
Client ID:
Sample Info: CHECK/ICV
Purge Volume: 5.0
Column phase: DB624

Instrument: a3ux8a.i
Operator: 402279
Column diameter: 0.18

\\cansvr11\dd\chem\MSV\a3ux8a.i\M90407A-IC.b\UX86688.D

Report Date: 08-Apr-2009 20:04

Calibration History

Method : \\cansvr11\dd\chem\MSV\a3ux8a.i\M90408A.b\8260SUX8.m
Start Cal Date: 07-APR-2009 19:22
End Cal Date : 08-APR-2009 00:27
Last Cal Level: 1
Last Cal Type : Continuing Calibration

Initial Calibration

Injection Date	Sublist	Calibration File
Cal Level: 1 , Cal Amount: 5.00000		
07-APR-2009 21:55	1-8260	\\cansvr11\dd\chem\MSV\a3ux8a.i\M90407A-IC.b\UX86679.D
Cal Level: 2 , Cal Amount: 10.00000		
07-APR-2009 21:33	1-8260	\\cansvr11\dd\chem\MSV\a3ux8a.i\M90407A-IC.b\UX86678.D
Cal Level: 3 , Cal Amount: 25.00000		
08-APR-2009 00:27	3-IX	\\cansvr11\dd\chem\MSV\a3ux8a.i\M90407A-IC.b\UX86686.D
07-APR-2009 21:11	1-8260	\\cansvr11\dd\chem\MSV\a3ux8a.i\M90407A-IC.b\UX86677.D
Cal Level: 4 , Cal Amount: 50.00000		
08-APR-2009 00:06	3-IX	\\cansvr11\dd\chem\MSV\a3ux8a.i\M90407A-IC.b\UX86685.D
07-APR-2009 20:49	1-8260	\\cansvr11\dd\chem\MSV\a3ux8a.i\M90407A-IC.b\UX86676.D
Cal Level: 5 , Cal Amount: 100.00000		
07-APR-2009 23:44	3-IX	\\cansvr11\dd\chem\MSV\a3ux8a.i\M90407A-IC.b\UX86684.D
07-APR-2009 20:28	1-8260	\\cansvr11\dd\chem\MSV\a3ux8a.i\M90407A-IC.b\UX86675.D
Cal Level: 6 , Cal Amount: 250.00000		
07-APR-2009 23:22	3-IX	\\cansvr11\dd\chem\MSV\a3ux8a.i\M90407A-IC.b\UX86683.D
07-APR-2009 20:06	1-8260	\\cansvr11\dd\chem\MSV\a3ux8a.i\M90407A-IC.b\UX86674.D

Cal Level: 7 , Cal Amount: 500.00000		
07-APR-2009 23:00	3-IX	\\cansvr11\dd\chem\MSV\a3ux8a.i\M90407A-IC.b\UX86682.D
07-APR-2009 19:44	1-8260	\\cansvr11\dd\chem\MSV\a3ux8a.i\M90407A-IC.b\UX86673.D

Cal Level: 8 , Cal Amount: 1000.00000		
07-APR-2009 22:39	3-IX	\\cansvr11\dd\chem\MSV\a3ux8a.i\M90407A-IC.b\UX86681.D
07-APR-2009 19:22	1-8260	\\cansvr11\dd\chem\MSV\a3ux8a.i\M90407A-IC.b\UX86672.D

Continuing Calibration
Ccal Level Mode: GLOBAL LEVEL 6

08-APR-2009 18:24	1-8260	\\cansvr11\dd\chem\MSV\a3ux8a.i\M90408A.b\UX86697.D
08-APR-2009 18:47	3-IX	\\cansvr11\dd\chem\MSV\a3ux8a.i\M90408A.b\UX86698.D

Data File: \\cansvr11\dd\chem\MSV\a3ux8a.i\M90408A.b\UX86697.D
Report Date: 08-Apr-2009 20:03

TestAmerica North Canton

CONTINUING CALIBRATION COMPOUNDS

Instrument ID: a3ux8a.i Injection Date: 08-APR-2009 18:24
Lab File ID: UX86697.D Init. Cal. Date(s): 07-APR-2009 08-APR-2009
Analysis Type: SOIL Init. Cal. Times: 19:22 00:27
Lab Sample ID: 250NG-CC Quant Type: ISTD
Method: \\cansvr11\dd\chem\MSV\a3ux8a.i\M90408A.b\8260SUX8.m

COMPOUND	RRF / AMOUNT	RF250	CCAL RRF250	MIN RRF	%D / %DRIFT	MAX %D / %DRIFT	CURVE TYPE	
$ 4 Dibromofluoromethane	0.17223	0.15906	0.15906	0.010	7.64669	50.00000	Averaged	
$ 5 1,2-Dichloroethane-d4	0.23438	0.23039	0.23039	0.010	1.70346	50.00000	Averaged	
$ 6 Toluene-d8	0.73951	0.71731	0.71731	0.010	3.00309	50.00000	Averaged	
$ 7 Bromofluorobenzene	0.38233	0.34321	0.34321	0.010	10.23278	50.00000	Averaged	
8 Dichlorodifluoromethane	0.15774	0.15047	0.15047	0.010	4.60662	50.00000	Averaged	
9 Chloromethane	0.39380	0.41942	0.41942	0.100	-6.50404	50.00000	Averaged	
10 Vinyl Chloride	0.32326	0.33622	0.33622	0.010	-4.00874	20.00000	Averaged	
11 Bromomethane	0.10922	0.11576	0.11576	0.010	-5.98614	50.00000	Averaged	
12 Chloroethane	0.16075	0.17211	0.17211	0.010	-7.06780	50.00000	Averaged	
13 Trichlorofluoromethane	0.19972	0.21581	0.21581	0.010	-8.05869	50.00000	Averaged	
15 Acrolein	0.02722	0.02534	0.02534	0.010	6.91024	50.00000	Averaged	
16 Acetone	500	541	0.13810	0.010	-8.27556	0.000e+000	Wt Linear	
17 1,1-Dichloroethene	0.17965	0.17046	0.17046	0.010	5.11501	20.00000	Averaged	
18 Freon-113	0.12159	0.11156	0.11156	0.010	8.24467	50.00000	Averaged	
19 Iodomethane	0.29297	0.25503	0.25503	0.010	12.94934	50.00000	Averaged	
20 Carbon Disulfide	0.55010	0.47371	0.47371	0.010	13.88694	50.00000	Averaged	
21 Methylene Chloride	250	194	0.18076	0.010	22.21674	0.000e+000	Quadratic	
22 Acetonitrile	0.05318	0.05352	0.05352	0.010	-0.63338	50.00000	Averaged	
23 Acrylonitrile	0.14823	0.15418	0.15418	0.010	-4.01121	50.00000	Averaged	
24 Methyl tert-butyl ether	0.60386	0.56443	0.56443	0.010	6.53048	50.00000	Averaged	
25 trans-1,2-Dichloroethene	0.21373	0.19931	0.19931	0.010	6.74661	50.00000	Averaged	
26 Hexane	0.05194	0.04818	0.04818	0.010	7.24237	20.00000	Averaged	
27 Vinyl acetate	0.69668	0.72657	0.72657	0.010	-4.29053	50.00000	Averaged	
28 1,1-Dichloroethane	0.48589	0.47275	0.47275	0.100	2.70505	50.00000	Averaged	
29 tert-Butyl Alcohol	0.03635	0.03692	0.03692	0.010	-1.55736	50.00000	Averaged	
30 2-Butanone	0.20297	0.21898	0.21898	0.010	-7.88556	50.00000	Averaged	
M 31 1,2-Dichloroethene (total)	0.22099	0.20503	0.20503	0.010	7.22279	50.00000	Averaged	
32 cis-1,2-dichloroethene	0.22825	0.21074	0.21074	0.010	7.66870	50.00000	Averaged	
33 2,2-Dichloropropane	0.19302	0.17925	0.17925	0.010	7.13228	50.00000	Averaged	
34 Bromochloromethane	0.10609	0.10002	0.10002	0.010	5.72553	50.00000	Averaged	
35 Chloroform	0.31900	0.30111	0.30111	0.010	5.60622	20.00000	Averaged	
36 Tetrahydrofuran	0.14410	0.14873	0.14873	0.010	-3.21327	50.00000	Averaged	
37 1,1,1-Trichloroethane	0.26272	0.25272	0.25272	0.010	3.80514	50.00000	Averaged	
38 1,1-Dichloropropene	0.24644	0.25145	0.25145	0.010	-2.03209	50.00000	Averaged	
39 Carbon Tetrachloride	0.23919	0.23913	0.23913	0.010	0.02712	50.00000	Averaged	
40 1,2-Dichloroethane	0.32856	0.33458	0.33458	0.010	-1.83217	50.00000	Averaged	
41 Benzene	0.81575	0.76817	0.76817	0.010	5.83248	50.00000	Averaged	
42 Trichloroethene	0.20646	0.20372	0.20372	0.010	1.32883	50.00000	Averaged	
43 1,2-Dichloropropane	0.27185	0.27575	0.27575	0.010	-1.43522	20.00000	Averaged	
44 1,4-Dioxane	0.00227	0.00235	0.00235	0.010	-3.51288	50.00000	Averaged	<-
45 Dibromomethane	0.10169	0.10191	0.10191	0.010	-0.21147	50.00000	Averaged	
46 Bromodichloromethane	0.22974	0.22383	0.22383	0.010	2.57320	50.00000	Averaged	
47 2-Chloroethyl vinyl ether	0.15764	0.17620	0.17620	0.010	-11.76937	50.00000	Averaged	

Data File: \\cansvr11\dd\chem\MSV\a3ux8a.i\M90408A.b\UX86697.D
Report Date: 08-Apr-2009 20:03

TestAmerica North Canton

CONTINUING CALIBRATION COMPOUNDS

Instrument ID: a3ux8a.i Injection Date: 08-APR-2009 18:24
Lab File ID: UX86697.D Init. Cal. Date(s): 07-APR-2009 08-APR-2009
Analysis Type: SOIL Init. Cal. Times: 19:22 00:27
Lab Sample ID: 250NG-CC Quant Type: ISTD
Method: \\cansvr11\dd\chem\MSV\a3ux8a.i\M90408A.b\8260SUX8.m

COMPOUND	RRF / AMOUNT	RF250	CCAL RRF250	MIN RRF	%D / %DRIFT	MAX %D / %DRIFT	CURVE TYPE
48 cis-1,3-Dichloropropene	0.31484	0.31128	0.31128	0.010	1.13004	50.00000	Averaged
49 4-Methyl-2-pentanone	0.39933	0.45261	0.45261	0.010	-13.34242	50.00000	Averaged
50 Toluene	1.17010	1.16438	1.16438	0.010	0.48915	20.00000	Averaged
51 trans-1,3-Dichloropropene	0.37733	0.39400	0.39400	0.010	-4.41701	50.00000	Averaged
52 Ethyl Methacrylate	0.37782	0.39984	0.39984	0.010	-5.82764	50.00000	Averaged
53 1,1,2-Trichloroethane	0.23393	0.23043	0.23043	0.010	1.49733	50.00000	Averaged
54 1,3-Dichloropropane	0.41879	0.41320	0.41320	0.010	1.33455	50.00000	Averaged
55 Tetrachloroethene	0.19437	0.20740	0.20740	0.010	-6.70163	50.00000	Averaged
56 2-Hexanone	0.40561	0.45769	0.45769	0.010	-12.84026	50.00000	Averaged
57 Dibromochloromethane	0.24788	0.24642	0.24642	0.010	0.58951	50.00000	Averaged
58 1,2-Dibromoethane	0.23511	0.22434	0.22434	0.010	4.58186	50.00000	Averaged
59 Chlorobenzene	0.77429	0.73700	0.73700	0.300	4.81567	50.00000	Averaged
60 1,1,1,2-Tetrachloroethane	0.26994	0.26552	0.26552	0.010	1.63592	50.00000	Averaged
61 Ethylbenzene	0.43865	0.43084	0.43084	0.010	1.77917	20.00000	Averaged
62 m + p-Xylene	0.53590	0.52816	0.52816	0.010	1.44425	50.00000	Averaged
M 63 Xylenes (total)	0.53085	0.52037	0.52037	0.010	1.97320	50.00000	Averaged
64 Xylene-o	0.52074	0.50479	0.50479	0.010	3.06192	50.00000	Averaged
65 Styrene	0.84545	0.82131	0.82131	0.010	2.85517	50.00000	Averaged
66 Bromoform	0.13283	0.13947	0.13947	0.100	-4.99956	50.00000	Averaged
67 Isopropylbenzene	1.30463	1.30286	1.30286	0.010	0.13619	50.00000	Averaged
68 1,1,2,2-Tetrachloroethane	0.61566	0.59269	0.59269	0.300	3.73219	50.00000	Averaged
69 1,4-Dichloro-2-butene	0.36687	0.39505	0.39505	0.010	-7.68299	50.00000	Averaged
70 1,2,3-Trichloropropane	0.19411	0.18085	0.18085	0.010	6.83484	50.00000	Averaged
71 Bromobenzene	0.63814	0.61169	0.61169	0.010	4.14552	50.00000	Averaged
72 n-Propylbenzene	0.76810	0.75746	0.75746	0.010	1.38453	50.00000	Averaged
73 2-Chlorotoluene	0.69773	0.65638	0.65638	0.010	5.92728	50.00000	Averaged
74 1,3,5-Trimethylbenzene	2.29592	2.24499	2.24499	0.010	2.21803	50.00000	Averaged
75 4-Chlorotoluene	0.68670	0.66471	0.66471	0.010	3.20309	50.00000	Averaged
76 tert-Butylbenzene	2.01398	1.98699	1.98699	0.010	1.34028	50.00000	Averaged
77 1,2,4-Trimethylbenzene	2.33194	2.25736	2.25736	0.010	3.19835	50.00000	Averaged
78 sec-Butylbenzene	2.89811	2.88219	2.88219	0.010	0.54933	50.00000	Averaged
79 4-Isopropyltoluene	2.33771	2.33281	2.33281	0.010	0.20975	50.00000	Averaged
80 1,3-Dichlorobenzene	1.22134	1.18470	1.18470	0.010	3.00001	50.00000	Averaged
81 1,4-Dichlorobenzene	1.28664	1.17957	1.17957	0.010	8.32146	50.00000	Averaged
82 n-Butylbenzene	2.00423	2.03206	2.03206	0.010	-1.38878	50.00000	Averaged
83 1,2-Dichlorobenzene	1.14857	1.11117	1.11117	0.010	3.25623	50.00000	Averaged
84 1,2-Dibromo-3-chloropropane	0.12661	0.12307	0.12307	0.010	2.79407	50.00000	Averaged
85 1,2,4-Trichlorobenzene	0.69076	0.66452	0.66452	0.010	3.79780	50.00000	Averaged
86 Hexachlorobutadiene	0.28400	0.28116	0.28116	0.010	0.99905	50.00000	Averaged
87 Naphthalene	2.20702	2.04670	2.04670	0.010	7.26410	50.00000	Averaged
88 1,2,3-Trichlorobenzene	0.62663	0.57715	0.57715	0.010	7.89489	50.00000	Averaged
98 Cyclohexane	0.71026	0.72555	0.72555	0.010	-2.15367	50.00000	Averaged
143 Methyl Acetate	0.35299	0.38557	0.38557	0.010	-9.22877	50.00000	Averaged

Data File: \\cansvr11\dd\chem\MSV\a3ux8a.i\M90408A.b\UX86697.D
Report Date: 08-Apr-2009 20:03

TestAmerica North Canton

CONTINUING CALIBRATION COMPOUNDS

Instrument ID: a3ux8a.i Injection Date: 08-APR-2009 18:24
Lab File ID: UX86697.D Init. Cal. Date(s): 07-APR-2009 08-APR-2009
Analysis Type: SOIL Init. Cal. Times: 19:22 00:27
Lab Sample ID: 250NG-CC Quant Type: ISTD
Method: \\cansvr11\dd\chem\MSV\a3ux8a.i\M90408A.b\8260SUX8.m

COMPOUND	RRF / AMOUNT	RF250	CCAL RRF250	MIN RRF	%D / %DRIFT	MAX %D / %DRIFT	CURVE TYPE
144 Methylcyclohexane	0.43805	0.41986	0.41986	0.010	4.15186	50.00000	Averaged
141 1,3,5-Trichlorobenzene	0.75724	0.74872	0.74872	0.010	1.12474	50.00000	Averaged
153 Vinyl Acetate-86	250	221	0.03607	0.010	11.49838	0.000e+000	Wt Linear

Data File: \\cansvr11\dd\chem\MSV\a3ux8a.i\M90408A.b\UX86697.D
Report Date: 08-Apr-2009 20:03

TestAmerica North Canton

VOLATILE REPORT SW-846 Method 8260A/8260B

Data file : \\cansvr11\dd\chem\MSV\a3ux8a.i\M90408A.b\UX86697.D
Lab Smp Id: 250NG-CC
Inj Date : 08-APR-2009 18:24
Operator : 402279 Inst ID: a3ux8a.i
Smp Info : 250NG-CC
Misc Info : M90408A,8260SUX8,1-8260.SUB,402279,2
Comment   :
Method   : \\cansvr11\dd\chem\MSV\a3ux8a.i\M90408A.b\8260SUX8.m
Meth Date : 08-Apr-2009 20:03 a3ux8a.i Quant Type: ISTD
Cal Date : 07-APR-2009 21:55 Cal File: UX86679.D
Als bottle: 2 Continuing Calibration Sample
Dil Factor: 1.00000
Integrator: HP RTE Compound Sublist: 1-8260.SUB
Target Version: 4.14
Processing Host: CANPGCV909

Concentration Formula: Amt * DF * 1/Vo * CpndVariable

Name	Value	Description
DF	1.000	Dilution Factor
Vo	5.000	Sample Volume
Va	100.000	Injection Volume
Cpnd Variable		Local Compound Variable

Compounds	QUANT SIG MASS	RT	EXP RT	REL RT	RESPONSE	AMOUNTS CAL-AMT (ng)	AMOUNTS ON-COL (ng)
* 1 Fluorobenzene	96	5.306	5.306	(1.000)	1113993	250.000	
* 2 Chlorobenzene-d5	117	7.849	7.849	(1.000)	797134	250.000	
* 3 1,4-Dichlorobenzene-d4	152	10.039	10.039	(1.000)	368444	250.000	
$ 4 Dibromofluoromethane	113	4.789	4.789	(0.903)	177193	250.000	230.88
$ 5 1,2-Dichloroethane-d4	65	5.057	5.057	(0.953)	256653	250.000	245.74
$ 6 Toluene-d8	98	6.583	6.583	(1.241)	799073	250.000	242.49
$ 7 Bromofluorobenzene	95	8.926	8.926	(1.137)	273582	250.000	224.42
8 Dichlorodifluoromethane	85	1.656	1.656	(0.312)	167623	250.000	238.48
9 Chloromethane	50	1.832	1.832	(0.345)	467226	250.000	266.26
10 Vinyl Chloride	62	1.954	1.954	(0.368)	374542	250.000	260.02
11 Bromomethane	94	2.276	2.276	(0.429)	128956	250.000	264.96
12 Chloroethane	64	2.380	2.380	(0.449)	191727	250.000	267.67
13 Trichlorofluoromethane	101	2.599	2.599	(0.490)	240416	250.000	270.15
15 Acrolein	56	2.976	2.976	(0.561)	282255	2500.00	2327.2
16 Acetone	43	3.104	3.104	(0.585)	307691	500.000	541.38
17 1,1-Dichloroethene	96	3.049	3.049	(0.575)	189893	250.000	237.21
18 Freon-113	151	3.049	3.049	(0.575)	124282	250.000	229.39
19 Iodomethane	142	3.183	3.183	(0.600)	284106	250.000	217.63
20 Carbon Disulfide	76	3.238	3.238	(0.610)	527712	250.000	215.28

21 Methylene Chloride	84	3.444	3.444 (0.649)	201364	250.000	194.46
22 Acetonitrile	41	3.335	3.335 (0.629)	596199	2500.00	2515.8
23 Acrylonitrile	53	3.645	3.645 (0.687)	343506	500.000	520.06

Data File: \\cansvr11\dd\chem\MSV\a3ux8a.i\M90408A.b\UX86697.D
Report Date: 08-Apr-2009 20:03

Compounds	QUANT SIG MASS	RT	EXP RT	REL RT	RESPONSE	AMOUNTS CAL-AMT (ng)	AMOUNTS ON-COL (ng)
24 Methyl tert-butyl ether	73	3.645	3.645	(0.687)	628769	250.000	233.67
25 trans-1,2-Dichloroethene	96	3.651	3.651	(0.688)	222030	250.000	233.13
26 Hexane	86	3.846	3.846	(0.725)	53674	250.000	231.89
27 Vinyl acetate	43	4.004	4.004	(0.755)	809398	250.000	260.73
28 1,1-Dichloroethane	63	3.980	3.980	(0.750)	526639	250.000	243.24
29 tert-Butyl Alcohol	59	3.530	3.530	(0.665)	822576	5000.00	5077.9
30 2-Butanone	43	4.430	4.430	(0.835)	487877	500.000	539.43
32 cis-1,2-dichloroethene	96	4.424	4.424	(0.834)	234766	250.000	230.83
33 2,2-Dichloropropane	77	4.424	4.424	(0.834)	199682	250.000	232.17
34 Bromochloromethane	128	4.612	4.612	(0.869)	111422	250.000	235.69
35 Chloroform	83	4.661	4.661	(0.878)	335440	250.000	235.98
36 Tetrahydrofuran	42	4.649	4.649	(0.876)	165688	250.000	258.03
37 1,1,1-Trichloroethane	97	4.813	4.813	(0.907)	281529	250.000	240.49
38 1,1-Dichloropropene	75	4.935	4.935	(0.930)	280110	250.000	255.08
39 Carbon Tetrachloride	117	4.935	4.935	(0.930)	266388	250.000	249.93
40 1,2-Dichloroethane	62	5.111	5.111	(0.963)	372724	250.000	254.58
41 Benzene	78	5.099	5.099	(0.961)	855741	250.000	235.42
42 Trichloroethene	130	5.592	5.592	(1.054)	226943	250.000	246.68
43 1,2-Dichloropropane	63	5.780	5.780	(1.089)	307182	250.000	253.59
44 1,4-Dioxane	88	5.878	5.878	(1.108)	131036	12500.0	12939
45 Dibromomethane	93	5.884	5.884	(1.109)	113527	250.000	250.53
46 Bromodichloromethane	83	5.993	5.993	(1.130)	249346	250.000	243.57
47 2-Chloroethyl vinyl ether	63	6.212	6.212	(1.171)	392560	500.000	558.85
48 cis-1,3-Dichloropropene	75	6.358	6.358	(1.198)	346763	250.000	247.17
49 4-Methyl-2-pentanone	43	6.468	6.468	(1.219)	1008399	500.000	566.71
50 Toluene	91	6.638	6.638	(0.846)	928165	250.000	248.78
51 trans-1,3-Dichloropropene	75	6.815	6.815	(0.868)	314068	250.000	261.04
52 Ethyl Methacrylate	69	6.857	6.857	(0.874)	318728	250.000	264.57
53 1,1,2-Trichloroethane	97	6.979	6.979	(0.889)	183682	250.000	246.26
54 1,3-Dichloropropane	76	7.131	7.131	(0.909)	329373	250.000	246.66
55 Tetrachloroethene	164	7.107	7.107	(0.905)	165323	250.000	266.75
56 2-Hexanone	43	7.174	7.174	(0.914)	729681	500.000	564.20
57 Dibromochloromethane	129	7.332	7.332	(0.934)	196432	250.000	248.53
58 1,2-Dibromoethane	107	7.453	7.453	(0.950)	178829	250.000	238.54
59 Chlorobenzene	112	7.873	7.873	(1.003)	587491	250.000	237.96
60 1,1,1,2-Tetrachloroethane	131	7.940	7.940	(1.012)	211659	250.000	245.91
61 Ethylbenzene	106	7.952	7.952	(1.013)	343441	250.000	245.55
62 m + p-Xylene	106	8.056	8.056	(1.026)	842034	500.000	492.78
64 Xylene-o	106	8.433	8.433	(1.074)	402386	250.000	242.34
65 Styrene	104	8.445	8.445	(1.076)	654695	250.000	242.86
66 Bromoform	173	8.640	8.640	(1.101)	111178	250.000	262.50
67 Isopropylbenzene	105	8.767	8.767	(1.117)	1038552	250.000	249.66
68 1,1,2,2-Tetrachloroethane	83	9.053	9.053	(0.902)	218372	250.000	240.67
69 1,4-Dichloro-2-butene	53	9.108	9.108	(0.907)	145555	250.000	269.21
70 1,2,3-Trichloropropane	110	9.108	9.108	(0.907)	66632	250.000	232.91
71 Bromobenzene	156	9.084	9.084	(0.905)	225373	250.000	239.64
72 n-Propylbenzene	120	9.157	9.157	(0.912)	279082	250.000	246.54
73 2-Chlorotoluene	126	9.260	9.260	(0.922)	241838	250.000	235.18
74 1,3,5-Trimethylbenzene	105	9.321	9.321	(0.928)	827154	250.000	244.45
75 4-Chlorotoluene	126	9.358	9.358	(0.932)	244907	250.000	241.99
76 tert-Butylbenzene	119	9.637	9.637	(0.960)	732094	250.000	246.65
77 1,2,4-Trimethylbenzene	105	9.686	9.686	(0.965)	831709	250.000	242.00

78	sec-Butylbenzene	105	9.850	9.850 (0.981)	1061927	250.000	248.63
79	4-Isopropyltoluene	119	9.990	9.990 (0.995)	859510	250.000	249.48

Data File: \\cansvr11\dd\chem\MSV\a3ux8a.i\M90408A.b\UX86697.D
Report Date: 08-Apr-2009 20:03

	Compounds	QUANT SIG MASS	RT	EXP RT	REL RT	RESPONSE	AMOUNTS CAL-AMT (ng)	AMOUNTS ON-COL (ng)
80	1,3-Dichlorobenzene	146	9.978	9.978	(0.994)	436495	250.000	242.50
81	1,4-Dichlorobenzene	146	10.063	10.063	(1.002)	434607	250.000	229.20
82	n-Butylbenzene	91	10.392	10.392	(1.035)	748701	250.000	253.47
83	1,2-Dichlorobenzene	146	10.434	10.434	(1.039)	409404	250.000	241.86
84	1,2-Dibromo-3-chloropropane	157	11.207	11.207	(1.116)	45346	250.000	243.01
85	1,2,4-Trichlorobenzene	180	12.028	12.028	(1.198)	244839	250.000	240.50
86	Hexachlorobutadiene	225	12.186	12.186	(1.214)	103591	250.000	247.50
87	Naphthalene	128	12.290	12.290	(1.224)	754094	250.000	231.84
88	1,2,3-Trichlorobenzene	180	12.545	12.545	(1.250)	212649	250.000	230.26
98	Cyclohexane	56	4.850	4.850	(0.914)	808261	250.000	255.38
143	Methyl Acetate	43	3.359	3.359	(0.633)	859045	500.000	546.14
144	Methylcyclohexane	83	5.744	5.744	(1.083)	467719	250.000	239.62
141	1,3,5-Trichlorobenzene	180	11.408	11.408	(1.136)	275861	250.000	247.19
153	Vinyl Acetate-86	86	4.004	4.004	(0.755)	40181	250.000	221.25

Data File: \\cansvr11\dd\chem\MSV\a3ux8a.i\M90408A.b\UX86697.D
Report Date: 08-Apr-2009 20:03

TestAmerica North Canton

INTERNAL STANDARD COMPOUNDS
AREA AND RT SUMMARY

Instrument ID: a3ux8a.i
Lab File ID: UX86697.D
Lab Smp Id: 250NG-CC
Analysis Type: VOA
Quant Type: ISTD
Operator: 402279
Method File: \\cansvr11\dd\chem\MSV\a3ux8a.i\M90408A.b\8260SUX8.m
Misc Info: M90408A,8260SUX8,1-8260.SUB,402279,2

Calibration Date: 08-APR-2009
Calibration Time: 18:47
Level: LOW
Sample Type: SOIL

		AREA LIMIT			
COMPOUND	STANDARD	LOWER	UPPER	SAMPLE	%DIFF
1 Fluorobenzene	1092021	546011	2184042	1113993	2.01
2 Chlorobenzene-d5	770733	385367	1541466	797134	3.43
3 1,4-Dichlorobenze	346782	173391	693564	368444	6.25

		RT LIMIT			
COMPOUND	STANDARD	LOWER	UPPER	SAMPLE	%DIFF
1 Fluorobenzene	5.31	4.81	5.81	5.31	-0.07
2 Chlorobenzene-d5	7.85	7.35	8.35	7.85	0.03
3 1,4-Dichlorobenze	10.04	9.54	10.54	10.04	-0.04

AREA UPPER LIMIT = +100% of internal standard area.
AREA LOWER LIMIT = - 50% of internal standard area.
RT UPPER LIMIT = + 0.50 minutes of internal standard RT.
RT LOWER LIMIT = - 0.50 minutes of internal standard RT.



Data File: \\cansvr11\dd\chem\MSV\a3ux8a.i\M90408A.b\UX86697.D
Date : 08-APR-2009 18:24
Client ID:
Sample Info: 25ONC-CC
Purge Volume: 5.0
Column phase: DB624

Instrument: a3ux8a.i
Operator: 402279
Column diameter: 0.18

Data File: \\cansvr11\dd\chem\MSV\a3ux8a.i\M90408A.b\UX86699.D
Report Date: 08-Apr-2009 20:08

TestAmerica North Canton

RECOVERY REPORT

Client Name:
Client SDG: SDGa00699
Sample Matrix: SOLID
Fraction: VOA
Lab Smp Id: QCMRL
Level: LOW
Operator: 402279
Data Type: MS DATA
SampleType: METHSPIKE
SpikeList File: MRL.spk
Quant Type: ISTD
Sublist File: 1-8260.SUB
Method File: \\cansvr11\dd\chem\MSV\a3ux8a.i\M90408A.b\8260SUX8.m
Misc Info: M90408A,8260SUX8,1-8260.SUB,402279,3

SPIKE		COMPOUND	CONC ADDED UG/KG	CONC RECOVERED UG/KG	% RECOVERED	LIMITS
*	1	Fluorobenzene	0.0000	50.000	0.00	0-0
*	2	Chlorobenzene-d5	0.0000	50.000	0.00	0-0
*	3	1,4-Dichlorobenzen	0.0000	50.000	0.00	0-0
$	6	Toluene-d8	50.000	49.284	98.57	50-150
$	7	Bromofluorobenzene	50.000	44.688	89.38	50-150
	60	1,1,1,2-Tetrachlor	5.000	5.020	100.40	70-130
	37	1,1,1-Trichloroeth	5.000	5.455	109.10	70-130
	68	1,1,2,2-Tetrachlor	5.000	5.315	106.30	70-130
	53	1,1,2-Trichloroeth	5.000	5.460	109.20	70-130
	28	1,1-Dichloroethane	5.000	5.645	112.89	70-130
	17	1,1-Dichloroethene	5.000	5.206	104.12	70-130
	38	1,1-Dichloropropen	5.000	5.281	105.62	70-130
	88	1,2,3-Trichloroben	5.000	4.759	95.17	70-130
	70	1,2,3-Trichloropro	5.000	5.510	110.20	70-130
	85	1,2,4-Trichloroben	5.000	4.836	96.72	70-130
	77	1,2,4-Trimethylben	5.000	5.341	106.82	70-130
	84	1,2-Dibromo-3-chlo	5.000	5.074	101.48	70-130
	58	1,2-Dibromoethane	5.000	5.053	101.07	70-130
	83	1,2-Dichlorobenzen	5.000	5.548	110.96	70-130
	40	1,2-Dichloroethane	5.000	5.741	114.81	70-130
	43	1,2-Dichloropropan	5.000	5.530	110.60	70-130
	74	1,3,5-Trimethylben	5.000	5.193	103.86	70-130
	80	1,3-Dichlorobenzen	5.000	5.296	105.91	70-130
	54	1,3-Dichloropropan	5.000	5.125	102.49	70-130
	81	1,4-Dichlorobenzen	5.000	5.086	101.73	70-130
	33	2,2-Dichloropropan	5.000	5.271	105.42	70-130
	30	2-Butanone	10.000	12.872	128.72	70-130
	73	2-Chlorotoluene	5.000	5.092	101.83	70-130
	56	2-Hexanone	10.000	11.706	117.07	70-130
	75	4-Chlorotoluene	5.000	5.324	106.49	70-130
	49	4-Methyl-2-pentano	10.000	11.856	118.56	70-130
	16	Acetone	10.000	13.297	132.97*	70-130
	41	Benzene	5.000	5.174	103.49	70-130
	71	Bromobenzene	5.000	5.432	108.63	70-130
	34	Bromochloromethane	5.000	5.497	109.93	70-130
	46	Bromodichlorometha	5.000	5.304	106.08	70-130
	66	Bromoform	5.000	4.871	97.43	70-130
	11	Bromomethane	5.000	5.162	103.25	70-130
	20	Carbon Disulfide	5.000	4.875	97.50	70-130
	39	Carbon Tetrachlori	5.000	5.426	108.52	70-130

Data File: \\cansvr11\dd\chem\MSV\a3ux8a.i\M90408A.b\UX86699.D
Report Date: 08-Apr-2009 20:08

	SPIKE	COMPOUND	CONC ADDED UG/KG	CONC RECOVERED UG/KG	% RECOVERED	LIMITS
	59	Chlorobenzene	5.000	5.236	104.72	70-130
	57	Dibromochlorometha	5.000	5.232	104.65	70-130
	12	Chloroethane	5.000	5.285	105.71	70-130
	35	Chloroform	5.000	5.530	110.61	70-130
	9	Chloromethane	5.000	5.488	109.77	70-130
	32	cis-1,2-dichloroet	5.000	5.202	104.05	70-130
	48	cis-1,3-Dichloropr	5.000	5.180	103.61	70-130
	45	Dibromomethane	5.000	5.466	109.32	70-130
	8	Dichlorodifluorome	5.000	4.482	89.65	70-130
	61	Ethylbenzene	5.000	5.188	103.76	70-130
	86	Hexachlorobutadien	5.000	4.717	94.35	70-130
	67	Isopropylbenzene	5.000	5.221	104.43	70-130
	62	m + p-Xylene	10.000	10.349	103.49	70-130
	21	Methylene Chloride	5.000	2.710	54.20*	70-130
	87	Naphthalene	5.000	4.740	94.81	70-130
	82	n-Butylbenzene	5.000	5.187	103.74	70-130
	72	n-Propylbenzene	5.000	5.674	113.49	70-130
	64	Xylene-o	5.000	5.286	105.72	70-130
	79	4-Isopropyltoluene	5.000	5.368	107.36	70-130
	78	sec-Butylbenzene	5.000	5.393	107.86	70-130
	65	Styrene	5.000	4.872	97.43	70-130
	76	tert-Butylbenzene	5.000	5.424	108.49	70-130
	55	Tetrachloroethene	5.000	5.482	109.65	70-130
	50	Toluene	5.000	5.215	104.29	70-130
	25	trans-1,2-Dichloro	5.000	5.202	104.05	70-130
	51	trans-1,3-Dichloro	5.000	5.117	102.35	70-130
	42	Trichloroethene	5.000	5.614	112.28	70-130
	13	Trichlorofluoromet	5.000	5.120	102.41	70-130
	10	Vinyl Chloride	5.000	6.049	120.98	70-130
	19	Iodomethane	5.000	5.174	103.48	70-130
	24	Methyl tert-butyl	5.000	5.083	101.66	70-130
	27	Vinyl acetate	5.000	5.514	110.27	70-130
	15	Acrolein	50.000	55.383	110.77	70-130
	18	Freon-113	5.000	4.839	96.78	70-130
	22	Acetonitrile	50.000	63.527	127.05	70-130
	23	Acrylonitrile	10.000	12.147	121.47	70-130
	26	Hexane	5.000	5.075	101.50	70-130
	29	tert-Butyl Alcohol	100.00	118.36	118.37	70-130
M	31	1,2-Dichloroethene	10.000	10.405	104.05	70-130
	36	Tetrahydrofuran	5.000	6.140	122.81	70-130
	47	2-Chloroethyl viny	10.000	11.958	119.58	70-130
	44	1,4-Dioxane	250.00	293.56	117.42	70-130
	52	Ethyl Methacrylate	5.000	4.946	98.91	70-130
M	63	Xylenes (total)	15.000	15.634	104.23	70-130
	69	1,4-Dichloro-2-but	5.000	5.570	111.40	70-130
	98	Cyclohexane	5.000	5.819	116.37	70-130
	141	1,3,5-Trichloroben	5.000	5.074	101.48	70-130
	143	Methyl Acetate	10.000	13.104	131.04*	70-130
	144	Methylcyclohexane	5.000	5.192	103.83	70-130

Data File: \\cansvr11\dd\chem\MSV\a3ux8a.i\M90408A.b\UX86699.D
Report Date: 08-Apr-2009 20:08

TestAmerica North Canton

RECOVERY REPORT

Client Name:
Client SDG: SDGa00699
Sample Matrix: SOLID
Fraction: VOA
Lab Smp Id: QCMRL
Level: LOW
Operator: 402279
Data Type: MS DATA
SampleType: METHSPIKE
SpikeList File: MRL.spk
Quant Type: ISTD
Sublist File: 1-8260.SUB
Method File: \\cansvr11\dd\chem\MSV\a3ux8a.i\M90408A.b\8260SUX8.m
Misc Info: M90408A,8260SUX8,1-8260.SUB,402279,3

SURROGATE COMPOUND	CONC ADDED UG/KG	CONC RECOVERED UG/KG	% RECOVERED	LIMITS
$ 4 Dibromofluorometha	50.000	47.595	95.19	59-138
$ 5 1,2-Dichloroethane	50.000	48.657	97.31	61-130
$ 6 Toluene-d8	250.00	49.284	98.57	60-143
$ 7 Bromofluorobenzene	250.00	44.688	89.38	47-158

Data File: \\cansvr11\dd\chem\MSV\a3ux8a.i\M90408A.b\UX86699.D
Report Date: 08-Apr-2009 20:08

TestAmerica North Canton

VOLATILE REPORT SW-846 Method 8260A/8260B

Data file : \\cansvr11\dd\chem\MSV\a3ux8a.i\M90408A.b\UX86699.D
Lab Smp Id: QCMRL
Inj Date : 08-APR-2009 19:10
Operator : 402279 Inst ID: a3ux8a.i
Smp Info : QCMRL
Misc Info : M90408A,8260SUX8,1-8260.SUB,402279,3
Comment :
Method : \\cansvr11\dd\chem\MSV\a3ux8a.i\M90408A.b\8260SUX8.m
Meth Date : 08-Apr-2009 20:04 latat Quant Type: ISTD
Cal Date : 07-APR-2009 21:55 Cal File: UX86679.D
Als bottle: 4 QC Sample: METHSPIKE
Dil Factor: 1.00000
Integrator: HP RTE Compound Sublist: 1-8260.SUB
Target Version: 4.14
Processing Host: CANPGCV909

Concentration Formula: Amt * DF * 1/Vo * CpndVariable

Name	Value	Description
DF	1.000	Dilution Factor
Vo	5.000	Sample Volume
Va	100.000	Injection Volume
Cpnd Variable		Local Compound Variable

Compounds	QUANT SIG MASS	RT	EXP RT	REL RT	RESPONSE	CONCENTRATIONS ON-COLUMN (ng)	FINAL (UG/KG)
* 1 Fluorobenzene	96	5.308	5.306	(1.000)	1014718	250.000	
* 2 Chlorobenzene-d5	117	7.845	7.849	(1.000)	753027	250.000	
* 3 1,4-Dichlorobenzene-d4	152	10.041	10.039	(1.000)	327056	250.000	
$ 4 Dibromofluoromethane	113	4.791	4.789	(0.903)	166360	237.975	47.595
$ 5 1,2-Dichloroethane-d4	65	5.059	5.057	(0.953)	231445	243.286	48.657
$ 6 Toluene-d8	98	6.580	6.583	(1.239)	739649	246.419	49.284
$ 7 Bromofluorobenzene	95	8.928	8.926	(1.138)	257320	223.442	44.688
8 Dichlorodifluoromethane	85	1.658	1.656	(0.312)	14349	22.4121	4.482
9 Chloromethane	50	1.835	1.832	(0.346)	43862	27.4413	5.488
10 Vinyl Chloride	62	1.957	1.954	(0.369)	39682	30.2441	6.049
11 Bromomethane	94	2.285	2.276	(0.430)	11443	25.8122	5.162
12 Chloroethane	64	2.388	2.380	(0.450)	17242	26.4265	5.285
13 Trichlorofluoromethane	101	2.601	2.599	(0.490)	20754	25.6021	5.120
15 Acrolein	56	2.972	2.976	(0.560)	30592	276.914	55.383
16 Acetone	43	3.100	3.104	(0.584)	55762	66.4872	13.297(R)
17 1,1-Dichloroethene	96	3.052	3.049	(0.575)	18981	26.0306	5.206
18 Freon-113	151	3.058	3.049	(0.576)	11941	24.1958	4.839
19 Iodomethane	142	3.185	3.183	(0.600)	30764	25.8709	5.174
20 Carbon Disulfide	76	3.240	3.238	(0.610)	54423	24.3743	4.875
21 Methylene Chloride	84	3.441	3.444	(0.648)	24439	13.5506	2.710(R)

22 Acetonitrile	41	3.337	3.335 (0.629)	68565	317.637	63.527
23 Acrylonitrile	53	3.648	3.645 (0.687)	36542	60.7359	12.147

Data File: \\cansvr11\dd\chem\MSV\a3ux8a.i\M90408A.b\UX86699.D
Report Date: 08-Apr-2009 20:08

	Compounds	QUANT SIG MASS	RT	EXP RT	REL RT	RESPONSE	CONCENTRATIONS ON-COLUMN (ng)	FINAL (UG/KG)
	24 Methyl tert-butyl ether	73	3.648	3.645	(0.687)	62293	25.4153	5.083
	25 trans-1,2-Dichloroethene	96	3.654	3.651	(0.688)	22565	26.0115	5.202
	26 Hexane	86	3.855	3.846	(0.726)	5350	25.3756	5.075
	27 Vinyl acetate	43	4.007	4.004	(0.755)	77957	27.5686	5.514
	28 1,1-Dichloroethane	63	3.982	3.980	(0.750)	55661	28.2231	5.645
	29 tert-Butyl Alcohol	59	3.526	3.530	(0.664)	87328	591.829	118.36
	30 2-Butanone	43	4.432	4.430	(0.835)	53023	64.3612	12.872
M	31 1,2-Dichloroethene (total)	96				46664	52.0245	10.405
	32 cis-1,2-dichloroethene	96	4.426	4.424	(0.834)	24099	26.0130	5.202
	33 2,2-Dichloropropane	77	4.426	4.424	(0.834)	20647	26.3548	5.271
	34 Bromochloromethane	128	4.615	4.612	(0.869)	11835	27.4833	5.497
	35 Chloroform	83	4.658	4.661	(0.877)	35803	27.6519	5.530
	36 Tetrahydrofuran	42	4.651	4.649	(0.876)	17958	30.7029	6.140
	37 1,1,1-Trichloroethane	97	4.810	4.813	(0.906)	29085	27.2756	5.455
	38 1,1-Dichloropropene	75	4.931	4.935	(0.929)	26412	26.4050	5.281
	39 Carbon Tetrachloride	117	4.943	4.935	(0.931)	26340	27.1307	5.426
	40 1,2-Dichloroethane	62	5.120	5.111	(0.964)	38279	28.7035	5.741
	41 Benzene	78	5.102	5.099	(0.961)	85664	25.8723	5.174
	42 Trichloroethene	130	5.594	5.592	(1.054)	23523	28.0701	5.614
	43 1,2-Dichloropropane	63	5.783	5.780	(1.089)	30510	27.6511	5.530
	44 1,4-Dioxane	88	5.874	5.878	(1.107)	13540	1467.81	293.56
	45 Dibromomethane	93	5.880	5.884	(1.108)	11281	27.3302	5.466
	46 Bromodichloromethane	83	5.996	5.993	(1.129)	24730	26.5202	5.304
	47 2-Chloroethyl vinyl ether	63	6.215	6.212	(1.171)	38258	59.7924	11.958
	48 cis-1,3-Dichloropropene	75	6.355	6.358	(1.197)	33101	25.9030	5.180
	49 4-Methyl-2-pentanone	43	6.464	6.468	(1.218)	96081	59.2795	11.856
	50 Toluene	91	6.635	6.638	(0.846)	91896	26.0737	5.215
	51 trans-1,3-Dichloropropene	75	6.817	6.815	(0.869)	29081	25.5869	5.117
	52 Ethyl Methacrylate	69	6.866	6.857	(0.875)	28142	24.7283	4.946
	53 1,1,2-Trichloroethane	97	6.981	6.979	(0.890)	19237	27.3011	5.460
	54 1,3-Dichloropropane	76	7.127	7.131	(0.909)	32322	25.6234	5.125
	55 Tetrachloroethene	164	7.109	7.107	(0.906)	16049	27.4124	5.482
	56 2-Hexanone	43	7.176	7.174	(0.915)	71512	58.5330	11.706
	57 Dibromochloromethane	129	7.334	7.332	(0.935)	19534	26.1621	5.232
	58 1,2-Dibromoethane	107	7.450	7.453	(0.950)	17894	25.2674	5.053
	59 Chlorobenzene	112	7.870	7.873	(1.003)	61059	26.1803	5.236
	60 1,1,1,2-Tetrachloroethane	131	7.937	7.940	(1.012)	20408	25.0993	5.020
	61 Ethylbenzene	106	7.955	7.952	(1.014)	34273	25.9397	5.188
	62 m + p-Xylene	106	8.064	8.056	(1.028)	83524	51.7433	10.349
M	63 Xylenes (total)	106				124979	78.1729	15.634
	64 Xylene-o	106	8.429	8.433	(1.074)	41455	26.4295	5.286
	65 Styrene	104	8.441	8.445	(1.076)	62031	24.3585	4.872
	66 Bromoform	173	8.636	8.640	(1.101)	9745	24.3563	4.871
	67 Isopropylbenzene	105	8.770	8.767	(1.118)	102593	26.1071	5.221
	68 1,1,2,2-Tetrachloroethane	83	9.056	9.053	(0.902)	21405	26.5759	5.315
	69 1,4-Dichloro-2-butene	53	9.111	9.108	(0.907)	13366	27.8491	5.570
	70 1,2,3-Trichloropropane	110	9.111	9.108	(0.907)	6996	27.5493	5.510
	71 Bromobenzene	156	9.086	9.084	(0.905)	22673	27.1587	5.432
	72 n-Propylbenzene	120	9.159	9.157	(0.912)	28509	28.3716	5.674
	73 2-Chlorotoluene	126	9.257	9.260	(0.922)	23238	25.4582	5.092
	74 1,3,5-Trimethylbenzene	105	9.317	9.321	(0.928)	77986	25.9644	5.193
	75 4-Chlorotoluene	126	9.354	9.358	(0.932)	23916	26.6218	5.324

76 tert-Butylbenzene	119	9.640	9.637 (0.960)	71459	27.1219	5.424
77 1,2,4-Trimethylbenzene	105	9.689	9.686 (0.965)	81471	26.7057	5.341

Data File: \\cansvr11\dd\chem\MSV\a3ux8a.i\M90408A.b\UX86699.D
Report Date: 08-Apr-2009 20:08

Compounds	QUANT SIG MASS	RT	EXP RT	REL RT	RESPONSE	CONCENTRATIONS ON-COLUMN (ng)	CONCENTRATIONS FINAL (UG/KG)
78 sec-Butylbenzene	105	9.853	9.850	(0.981)	102237	26.9656	5.393
79 4-Isopropyltoluene	119	9.993	9.990	(0.995)	82081	26.8392	5.368
80 1,3-Dichlorobenzene	146	9.981	9.978	(0.994)	42306	26.4779	5.296
81 1,4-Dichlorobenzene	146	10.060	10.063	(1.002)	42809	25.4329	5.086
82 n-Butylbenzene	91	10.394	10.392	(1.035)	68002	25.9354	5.187
83 1,2-Dichlorobenzene	146	10.443	10.434	(1.040)	41683	27.7408	5.548
84 1,2-Dibromo-3-chloropropane	157	11.209	11.207	(1.116)	4202	25.3688	5.074
85 1,2,4-Trichlorobenzene	180	12.025	12.028	(1.197)	21851	24.1805	4.836
86 Hexachlorobutadiene	225	12.177	12.186	(1.213)	8763	23.5863	4.717
87 Naphthalene	128	12.286	12.290	(1.224)	68437	23.7030	4.740
88 1,2,3-Trichlorobenzene	180	12.548	12.545	(1.250)	19505	23.7934	4.759
98 Cyclohexane	56	4.852	4.850	(0.914)	83872	29.0935	5.819
143 Methyl Acetate	43	3.356	3.359	(0.632)	93871	65.5179	13.104(R)
144 Methylcyclohexane	83	5.740	5.744	(1.081)	46153	25.9583	5.192
141 1,3,5-Trichlorobenzene	180	11.404	11.408	(1.136)	25132	25.3696	5.074
153 Vinyl Acetate-86	86	4.013	4.004	(0.756)	3846	28.8434	5.769

QC Flag Legend

R - Spike/Surrogate failed recovery limits.

Data File: \\cansvr11\dd\chem\MSV\a3ux8a.i\M90408A.b\UX86699.D
Report Date: 08-Apr-2009 20:08

TestAmerica North Canton

INTERNAL STANDARD COMPOUNDS
AREA AND RT SUMMARY

Instrument ID: a3ux8a.i
Lab File ID: UX86699.D
Lab Smp Id: QCMRL
Analysis Type: VOA
Quant Type: ISTD
Operator: 402279
Method File: \\cansvr11\dd\chem\MSV\a3ux8a.i\M90408A.b\8260SUX8.m
Misc Info: M90408A,8260SUX8,1-8260.SUB,402279,3

Calibration Date: 08-APR-2009
Calibration Time: 18:24
Level: LOW
Sample Type: SOIL

		AREA LIMIT			
COMPOUND	STANDARD	LOWER	UPPER	SAMPLE	%DIFF
1 Fluorobenzene	1113993	556997	2227986	1014718	-8.91
2 Chlorobenzene-d5	797134	398567	1594268	753027	-5.53
3 1,4-Dichlorobenze	368444	184222	736888	327056	-11.23

		RT LIMIT			
COMPOUND	STANDARD	LOWER	UPPER	SAMPLE	%DIFF
1 Fluorobenzene	5.31	4.81	5.81	5.31	0.05
2 Chlorobenzene-d5	7.85	7.35	8.35	7.85	-0.05
3 1,4-Dichlorobenze	10.04	9.54	10.54	10.04	0.03

AREA UPPER LIMIT = +100% of internal standard area.
AREA LOWER LIMIT = - 50% of internal standard area.
RT UPPER LIMIT = + 0.50 minutes of internal standard RT.
RT LOWER LIMIT = - 0.50 minutes of internal standard RT.

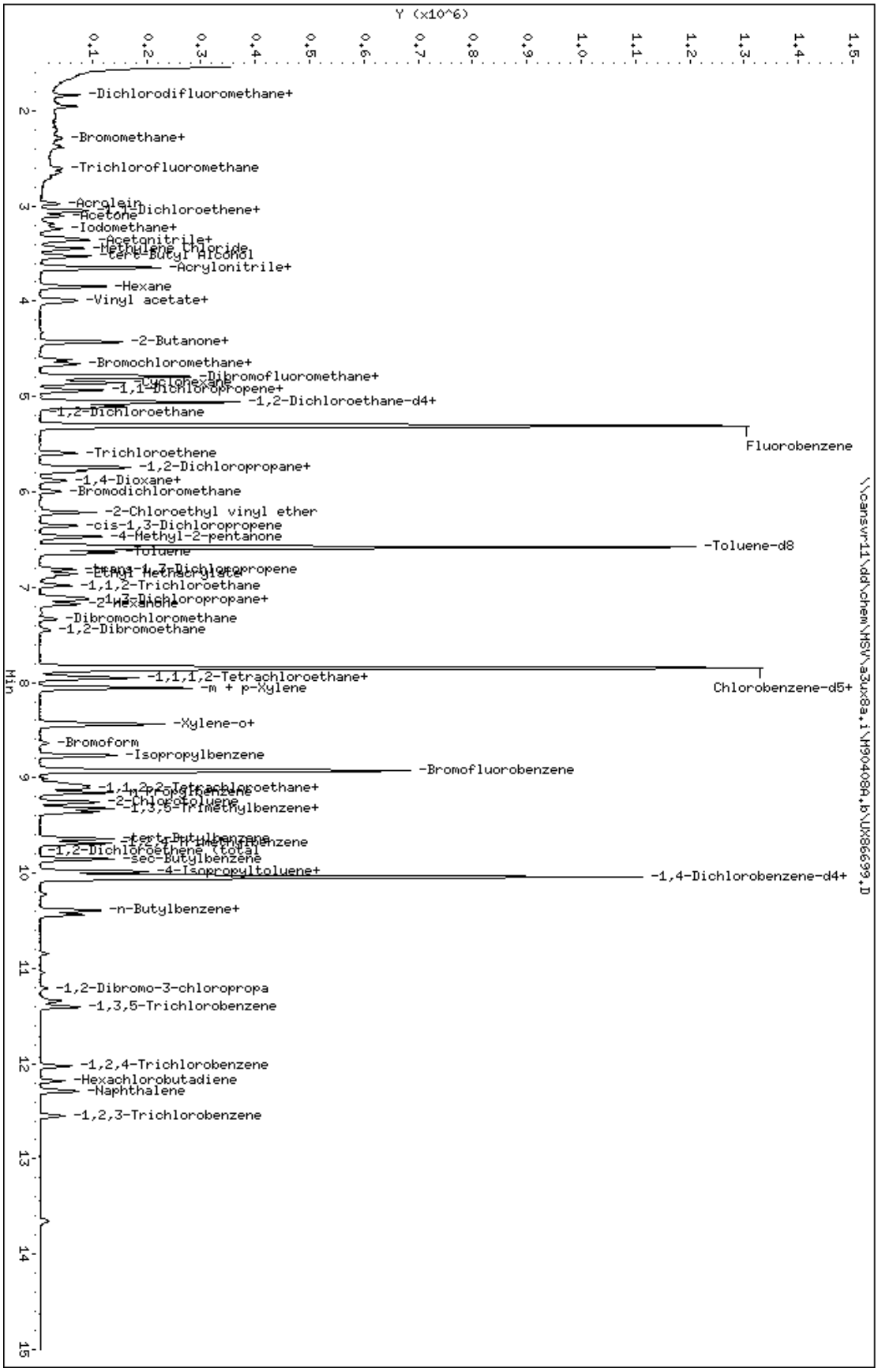
Data File: \\cansvr11\dd\chem\MSV\a3ux8a.i\M90408A.b\UX86699.D
Date : 08-APR-2009 19:10
Client ID:
Sample Info: QCHRL
Purge Volume: 5.0
Column phase: DB624
Instrument: a3ux8a.i
Operator: 402279
Column diameter: 0.18
Y (x10^6)
Min
-Dichlorodifluoromethane+
-Bromomethane+
-Trichlorofluoromethane
-Acrolein
-Acetone
-Iodomethane+
-Acetonitrile+
-Methylene chloride
-tert-Butyl Alcohol
-Acrylonitrile+
-Hexane
-Vinyl acetate+
-2-Butanone+
-Bromochloromethane+
-Dibromofluoromethane+
-1,1-Dichloropropene+
-1,2-Dichloroethane-d4+
-1,2-Dichloroethane
Fluorobenzene
-Trichloroethene
-1,2-Dichloropropane+
-1,4-Dioxane+
-Bromodichloromethane
-2-Chloroethyl vinyl ether
-cis-1,3-Dichloropropene
-4-Methyl-2-pentanone
-Toluene-d8
-Toluene
-trans-1,3-Dichloropropene
-Ethyl Methacrylate
-1,1,2-Trichloroethane
-1,3-Dichloropropane+
-2-Hexanone
-Dibromochloromethane
-1,2-Dibromoethane
-1,1,1,2-Tetrachloroethane+
-m + p-Xylene
Chlorobenzene-d5+
-Xylene-o+
-Bromoform
-Isopropylbenzene
-Bromofluorobenzene
-1,1,2,2-Tetrachloroethane+
-n-Propylbenzene
-2-Chlorotoluene
-1,3,5-Trimethylbenzene+
-tert-Butylbenzene
-1,2,4-Trimethylbenzene
-1,2-Dichloroethene (total)
-sec-Butylbenzene
-4-Isopropyltoluene+
-1,4-Dichlorobenzene-d4+
-n-Butylbenzene+
-1,2-Dibromo-3-chloropropa
-1,3,5-Trichlorobenzene
-1,2,4-Trichlorobenzene
-Hexachlorobutadiene
-Naphthalene
-1,2,3-Trichlorobenzene
\\cansvr11\dd\chem\MSV\a3ux8a.i\M90408A.b\UX86699.D

Data File: \\cansvr11\dd\chem\MSV\a3ux8a.i\M90408A.b\UX86719.D
Report Date: 09-Apr-2009 15:09

TestAmerica North Canton

RECOVERY REPORT

Client Name:
Client SDG: SDGa00699
Sample Matrix: SOLID
Fraction: VOA
Lab Smp Id: QCMRL
Level: LOW
Operator: 402279
Data Type: MS DATA
SampleType: METHSPIKE
SpikeList File: MRL.spk
Quant Type: ISTD
Sublist File: 1-8260.SUB
Method File: \\cansvr11\dd\chem\MSV\a3ux8a.i\M90408A.b\8260SUX8.m
Misc Info: M90408A,8260SUX8,1-8260.SUB,402279,3

SPIKE		COMPOUND	CONC ADDED UG/KG	CONC RECOVERED UG/KG	% RECOVERED	LIMITS
*	1	Fluorobenzene	0.0000	50.000	0.00	0-0
*	2	Chlorobenzene-d5	0.0000	50.000	0.00	0-0
*	3	1,4-Dichlorobenzen	0.0000	50.000	0.00	0-0
$	6	Toluene-d8	50.000	47.486	94.97	50-150
$	7	Bromofluorobenzene	50.000	44.073	88.15	50-150
	60	1,1,1,2-Tetrachlor	5.000	4.840	96.79	70-130
	37	1,1,1-Trichloroeth	5.000	5.058	101.16	70-130
	68	1,1,2,2-Tetrachlor	5.000	4.830	96.60	70-130
	53	1,1,2-Trichloroeth	5.000	5.025	100.50	70-130
	28	1,1-Dichloroethane	5.000	5.443	108.87	70-130
	17	1,1-Dichloroethene	5.000	4.637	92.74	70-130
	38	1,1-Dichloropropen	5.000	4.908	98.16	70-130
	88	1,2,3-Trichloroben	5.000	4.201	84.02	70-130
	70	1,2,3-Trichloropro	5.000	4.934	98.68	70-130
	85	1,2,4-Trichloroben	5.000	4.180	83.61	70-130
	77	1,2,4-Trimethylben	5.000	4.760	95.19	70-130
	84	1,2-Dibromo-3-chlo	5.000	3.842	76.83	70-130
	58	1,2-Dibromoethane	5.000	4.857	97.14	70-130
	83	1,2-Dichlorobenzen	5.000	5.044	100.89	70-130
	40	1,2-Dichloroethane	5.000	5.688	113.75	70-130
	43	1,2-Dichloropropan	5.000	5.153	103.06	70-130
	74	1,3,5-Trimethylben	5.000	4.912	98.24	70-130
	80	1,3-Dichlorobenzen	5.000	4.920	98.41	70-130
	54	1,3-Dichloropropan	5.000	5.065	101.29	70-130
	81	1,4-Dichlorobenzen	5.000	4.788	95.76	70-130
	33	2,2-Dichloropropan	5.000	4.893	97.86	70-130
	30	2-Butanone	10.000	11.851	118.51	70-130
	73	2-Chlorotoluene	5.000	4.802	96.04	70-130
	56	2-Hexanone	10.000	10.630	106.30	70-130
	75	4-Chlorotoluene	5.000	4.865	97.30	70-130
	49	4-Methyl-2-pentano	10.000	11.282	112.82	70-130
	16	Acetone	10.000	14.370	143.70*	70-130
	41	Benzene	5.000	4.798	95.95	70-130
	71	Bromobenzene	5.000	5.265	105.30	70-130
	34	Bromochloromethane	5.000	5.197	103.95	70-130
	46	Bromodichlorometha	5.000	5.260	105.19	70-130
	66	Bromoform	5.000	4.695	93.91	70-130
	11	Bromomethane	5.000	5.492	109.84	70-130
	20	Carbon Disulfide	5.000	4.731	94.63	70-130
	39	Carbon Tetrachlori	5.000	4.994	99.89	70-130

Data File: \\cansvr11\dd\chem\MSV\a3ux8a.i\M90408A.b\UX86719.D
Report Date: 09-Apr-2009 15:09

	SPIKE	COMPOUND	CONC ADDED UG/KG	CONC RECOVERED UG/KG	% RECOVERED	LIMITS
	59	Chlorobenzene	5.000	4.921	98.42	70-130
	57	Dibromochlorometha	5.000	4.838	96.77	70-130
	12	Chloroethane	5.000	5.314	106.27	70-130
	35	Chloroform	5.000	4.935	98.70	70-130
	9	Chloromethane	5.000	5.861	117.22	70-130
	32	cis-1,2-dichloroet	5.000	4.965	99.30	70-130
	48	cis-1,3-Dichloropr	5.000	4.665	93.31	70-130
	45	Dibromomethane	5.000	5.369	107.38	70-130
	8	Dichlorodifluorome	5.000	3.282	65.64*	70-130
	61	Ethylbenzene	5.000	4.653	93.06	70-130
	86	Hexachlorobutadien	5.000	4.194	83.87	70-130
	67	Isopropylbenzene	5.000	4.818	96.36	70-130
	62	m + p-Xylene	10.000	9.675	96.75	70-130
	21	Methylene Chloride	5.000	7.426	148.53*	70-130
	87	Naphthalene	5.000	4.132	82.64	70-130
	82	n-Butylbenzene	5.000	4.576	91.52	70-130
	72	n-Propylbenzene	5.000	4.640	92.80	70-130
	64	Xylene-o	5.000	4.609	92.18	70-130
	79	4-Isopropyltoluene	5.000	4.653	93.07	70-130
	78	sec-Butylbenzene	5.000	4.723	94.46	70-130
	65	Styrene	5.000	4.586	91.73	70-130
	76	tert-Butylbenzene	5.000	4.796	95.93	70-130
	55	Tetrachloroethene	5.000	4.574	91.48	70-130
	50	Toluene	5.000	4.811	96.22	70-130
	25	trans-1,2-Dichloro	5.000	5.017	100.34	70-130
	51	trans-1,3-Dichloro	5.000	4.690	93.81	70-130
	42	Trichloroethene	5.000	4.934	98.68	70-130
	13	Trichlorofluoromet	5.000	4.844	96.88	70-130
	10	Vinyl Chloride	5.000	5.456	109.12	70-130
	19	Iodomethane	5.000	4.737	94.75	70-130
	24	Methyl tert-butyl	5.000	5.056	101.12	70-130
	27	Vinyl acetate	5.000	4.880	97.60	70-130
	15	Acrolein	50.000	49.177	98.35	70-130
	18	Freon-113	5.000	4.098	81.95	70-130
	22	Acetonitrile	50.000	59.082	118.16	70-130
	23	Acrylonitrile	10.000	11.984	119.85	70-130
	26	Hexane	5.000	4.319	86.39	70-130
	29	tert-Butyl Alcohol	100.00	105.55	105.55	70-130
M	31	1,2-Dichloroethene	10.000	9.982	99.82	70-130
	36	Tetrahydrofuran	5.000	5.845	116.90	70-130
	47	2-Chloroethyl viny	10.000	9.682	96.82	70-130
	44	1,4-Dioxane	250.00	242.45	96.98	70-130
	52	Ethyl Methacrylate	5.000	4.522	90.45	70-130
M	63	Xylenes (total)	15.000	14.284	95.23	70-130
	69	1,4-Dichloro-2-but	5.000	5.195	103.91	70-130
	98	Cyclohexane	5.000	5.164	103.27	70-130
	141	1,3,5-Trichloroben	5.000	4.682	93.65	70-130
	143	Methyl Acetate	10.000	12.818	128.18	70-130
	144	Methylcyclohexane	5.000	4.326	86.53	70-130

Data File: \\cansvr11\dd\chem\MSV\a3ux8a.i\M90408A.b\UX86719.D
Report Date: 09-Apr-2009 15:09

TestAmerica North Canton

RECOVERY REPORT

Client Name:
Client SDG: SDGa00699
Sample Matrix: SOLID
Fraction: VOA
Lab Smp Id: QCMRL
Level: LOW
Operator: 402279
Data Type: MS DATA
SampleType: METHSPIKE
SpikeList File: MRL.spk
Quant Type: ISTD
Sublist File: 1-8260.SUB
Method File: \\cansvr11\dd\chem\MSV\a3ux8a.i\M90408A.b\8260SUX8.m
Misc Info: M90408A,8260SUX8,1-8260.SUB,402279,3

SURROGATE COMPOUND	CONC ADDED UG/KG	CONC RECOVERED UG/KG	% RECOVERED	LIMITS
$ 4 Dibromofluorometha	50.000	47.700	95.40	59-138
$ 5 1,2-Dichloroethane	50.000	51.360	102.72	61-130
$ 6 Toluene-d8	50.000	47.486	94.97	60-143
$ 7 Bromofluorobenzene	50.000	44.073	88.15	47-158

Data File: \\cansvr11\dd\chem\MSV\a3ux8a.i\M90408A.b\UX86719.D
Report Date: 09-Apr-2009 15:09

TestAmerica North Canton

VOLATILE REPORT SW-846 Method 8260A/8260B

Data file : \\cansvr11\dd\chem\MSV\a3ux8a.i\M90408A.b\UX86719.D
Lab Smp Id: QCMRL
Inj Date : 09-APR-2009 03:24
Operator : 402279 Inst ID: a3ux8a.i
Smp Info : QCMRL
Misc Info : M90408A,8260SUX8,1-8260.SUB,402279,3
Comment :
Method : \\cansvr11\dd\chem\MSV\a3ux8a.i\M90408A.b\8260SUX8.m
Meth Date : 08-Apr-2009 20:04 latat Quant Type: ISTD
Cal Date : 07-APR-2009 21:55 Cal File: UX86679.D
Als bottle: 24 QC Sample: METHSPIKE
Dil Factor: 1.00000
Integrator: HP RTE Compound Sublist: 1-8260.SUB
Target Version: 4.14
Processing Host: CANPGCV909

Concentration Formula: Amt * DF * 1/Vo * CpndVariable

Name	Value	Description
DF	1.000	Dilution Factor
Vo	5.000	Sample Volume
Va	100.000	Injection Volume
Cpnd Variable		Local Compound Variable

Compounds	QUANT SIG MASS	RT	EXP RT	REL RT	RESPONSE	CONCENTRATIONS ON-COLUMN (ng)	FINAL (UG/KG)
* 1 Fluorobenzene	96	5.309	5.306	(1.000)	879824	250.000	
* 2 Chlorobenzene-d5	117	7.845	7.849	(1.000)	654326	250.000	
* 3 1,4-Dichlorobenzene-d4	152	10.041	10.039	(1.000)	291941	250.000	
$ 4 Dibromofluoromethane	113	4.785	4.789	(0.901)	144563	238.501	47.700
$ 5 1,2-Dichloroethane-d4	65	5.053	5.057	(0.952)	211826	256.802	51.360
$ 6 Toluene-d8	98	6.580	6.583	(1.239)	617930	237.431	47.486
$ 7 Bromofluorobenzene	95	8.928	8.926	(1.138)	220512	220.363	44.073
8 Dichlorodifluoromethane	85	1.658	1.656	(0.312)	9110	16.4108	3.282(R)
9 Chloromethane	50	1.835	1.832	(0.346)	40613	29.3043	5.861
10 Vinyl Chloride	62	1.950	1.954	(0.367)	31035	27.2802	5.456
11 Bromomethane	94	2.279	2.276	(0.429)	10555	27.4595	5.492
12 Chloroethane	64	2.382	2.380	(0.449)	15030	26.5681	5.314
13 Trichlorofluoromethane	101	2.607	2.599	(0.491)	17024	24.2206	4.844
15 Acrolein	56	2.972	2.976	(0.560)	23553	245.886	49.177
16 Acetone	43	3.100	3.104	(0.584)	50547	71.8490	14.370(R)
17 1,1-Dichloroethene	96	3.045	3.049	(0.574)	14658	23.1841	4.637
18 Freon-113	151	3.039	3.049	(0.573)	8767	20.4881	4.098
19 Iodomethane	142	3.179	3.183	(0.599)	24423	23.6874	4.737
20 Carbon Disulfide	76	3.234	3.238	(0.609)	45799	23.6567	4.731
21 Methylene Chloride	84	3.447	3.444	(0.649)	39616	37.1314	7.426(R)

22 Acetonitrile	41	3.331	3.335 (0.628)	55290	295.409	59.082
23 Acrylonitrile	53	3.642	3.645 (0.686)	31260	59.9227	11.984

Data File: \\cansvr11\dd\chem\MSV\a3ux8a.i\M90408A.b\UX86719.D
Report Date: 09-Apr-2009 15:09

	Compounds	QUANT SIG MASS	RT	EXP RT	REL RT	RESPONSE	CONCENTRATIONS ON-COLUMN (ng)	FINAL (UG/KG)
	24 Methyl tert-butyl ether	73	3.642	3.645	(0.686)	53723	25.2793	5.056
	25 trans-1,2-Dichloroethene	96	3.648	3.651	(0.687)	18869	25.0858	5.017
	26 Hexane	86	3.842	3.846	(0.724)	3948	21.5968	4.319
	27 Vinyl acetate	43	4.007	4.004	(0.755)	59825	24.4001	4.880
	28 1,1-Dichloroethane	63	3.982	3.980	(0.750)	46540	27.2164	5.443
	29 tert-Butyl Alcohol	59	3.520	3.530	(0.663)	67519	527.738	105.55
	30 2-Butanone	43	4.426	4.430	(0.834)	42326	59.2539	11.851
M	31 1,2-Dichloroethene (total)	96				38810	49.9107	9.982
	32 cis-1,2-dichloroethene	96	4.420	4.424	(0.833)	19941	24.8249	4.965
	33 2,2-Dichloropropane	77	4.426	4.424	(0.834)	16619	24.4657	4.893
	34 Bromochloromethane	128	4.615	4.612	(0.869)	9703	25.9870	5.197
	35 Chloroform	83	4.658	4.661	(0.877)	27702	24.6755	4.935
	36 Tetrahydrofuran	42	4.652	4.649	(0.876)	14821	29.2246	5.845
	37 1,1,1-Trichloroethane	97	4.810	4.813	(0.906)	23383	25.2904	5.058
	38 1,1-Dichloropropene	75	4.931	4.935	(0.929)	21283	24.5396	4.908
	39 Carbon Tetrachloride	117	4.937	4.935	(0.930)	21022	24.9729	4.994
	40 1,2-Dichloroethane	62	5.114	5.111	(0.963)	32884	28.4386	5.688
	41 Benzene	78	5.102	5.099	(0.961)	68868	23.9885	4.798
	42 Trichloroethene	130	5.594	5.592	(1.054)	17925	24.6694	4.934
	43 1,2-Dichloropropane	63	5.783	5.780	(1.089)	24649	25.7643	5.153
	44 1,4-Dioxane	88	5.880	5.878	(1.108)	9696	1212.25	242.45
	45 Dibromomethane	93	5.886	5.884	(1.109)	9608	26.8459	5.369
	46 Bromodichloromethane	83	5.996	5.993	(1.129)	21263	26.2983	5.260
	47 2-Chloroethyl vinyl ether	63	6.215	6.212	(1.171)	26858	48.4113	9.682
	48 cis-1,3-Dichloropropene	75	6.355	6.358	(1.197)	25846	23.3266	4.665
	49 4-Methyl-2-pentanone	43	6.464	6.468	(1.218)	79275	56.4096	11.282
	50 Toluene	91	6.641	6.638	(0.846)	73672	24.0561	4.811
	51 trans-1,3-Dichloropropene	75	6.811	6.815	(0.868)	23161	23.4521	4.690
	52 Ethyl Methacrylate	69	6.860	6.857	(0.874)	22360	22.6114	4.522
	53 1,1,2-Trichloroethane	97	6.981	6.979	(0.890)	15383	25.1246	5.025
	54 1,3-Dichloropropane	76	7.134	7.131	(0.909)	27757	25.3237	5.065
	55 Tetrachloroethene	164	7.103	7.107	(0.905)	11635	22.8708	4.574
	56 2-Hexanone	43	7.176	7.174	(0.915)	56425	53.1508	10.630
	57 Dibromochloromethane	129	7.328	7.332	(0.934)	15695	24.1913	4.838
	58 1,2-Dibromoethane	107	7.450	7.453	(0.950)	14944	24.2849	4.857
	59 Chlorobenzene	112	7.876	7.873	(1.004)	49861	24.6038	4.921
	60 1,1,1,2-Tetrachloroethane	131	7.937	7.940	(1.012)	17096	24.1976	4.840
	61 Ethylbenzene	106	7.949	7.952	(1.013)	26709	23.2641	4.653
	62 m + p-Xylene	106	8.058	8.056	(1.027)	67853	48.3758	9.675
M	63 Xylenes (total)	106				99261	71.4204	14.284
	64 Xylene-o	106	8.429	8.433	(1.074)	31408	23.0446	4.609
	65 Styrene	104	8.442	8.445	(1.076)	50744	22.9320	4.586
	66 Bromoform	173	8.636	8.640	(1.101)	8162	23.4770	4.695
	67 Isopropylbenzene	105	8.764	8.767	(1.117)	82260	24.0905	4.818
	68 1,1,2,2-Tetrachloroethane	83	9.050	9.053	(0.901)	17362	24.1491	4.830
	69 1,4-Dichloro-2-butene	53	9.111	9.108	(0.907)	11129	25.9772	5.195
	70 1,2,3-Trichloropropane	110	9.111	9.108	(0.907)	5592	24.6692	4.934
	71 Bromobenzene	156	9.080	9.084	(0.904)	19617	26.3245	5.265
	72 n-Propylbenzene	120	9.153	9.157	(0.912)	20810	23.2007	4.640
	73 2-Chlorotoluene	126	9.257	9.260	(0.922)	19563	24.0099	4.802
	74 1,3,5-Trimethylbenzene	105	9.324	9.321	(0.928)	65847	24.5598	4.912
	75 4-Chlorotoluene	126	9.360	9.358	(0.932)	19507	24.3258	4.865

76 tert-Butylbenzene	119	9.640	9.637 (0.960)	56404	23.9828	4.796
77 1,2,4-Trimethylbenzene	105	9.689	9.686 (0.965)	64805	23.7978	4.760

Data File: \\cansvr11\dd\chem\MSV\a3ux8a.i\M90408A.b\UX86719.D
Report Date: 09-Apr-2009 15:09

						CONCENTRATIONS	
	QUANT SIG					ON-COLUMN	FINAL
Compounds	MASS	RT	EXP RT	REL RT	RESPONSE	(ng)	(UG/KG)
78 sec-Butylbenzene	105	9.853	9.850	(0.981)	79921	23.6151	4.723
79 4-Isopropyltoluene	119	9.987	9.990	(0.995)	63517	23.2672	4.653
80 1,3-Dichlorobenzene	146	9.981	9.978	(0.994)	35088	24.6018	4.920
81 1,4-Dichlorobenzene	146	10.066	10.063	(1.002)	35970	23.9402	4.788
82 n-Butylbenzene	91	10.394	10.392	(1.035)	53549	22.8796	4.576
83 1,2-Dichlorobenzene	146	10.437	10.434	(1.039)	33829	25.2218	5.044
84 1,2-Dibromo-3-chloropropane	157	11.216	11.207	(1.117)	2840	19.2083	3.842
85 1,2,4-Trichlorobenzene	180	12.031	12.028	(1.198)	16860	20.9015	4.180
86 Hexachlorobutadiene	225	12.183	12.186	(1.213)	6954	20.9686	4.194
87 Naphthalene	128	12.286	12.290	(1.224)	53247	20.6602	4.132
88 1,2,3-Trichlorobenzene	180	12.548	12.545	(1.250)	15371	21.0058	4.201
98 Cyclohexane	56	4.852	4.850	(0.914)	64535	25.8181	5.164
143 Methyl Acetate	43	3.356	3.359	(0.632)	79620	64.0914	12.818
144 Methylcyclohexane	83	5.740	5.744	(1.081)	33349	21.6326	4.326
141 1,3,5-Trichlorobenzene	180	11.404	11.408	(1.136)	20702	23.4113	4.682
153 Vinyl Acetate-86	86	4.007	4.004	(0.755)	2165	20.9185	4.184

QC Flag Legend

R - Spike/Surrogate failed recovery limits.

Data File: \\cansvr11\dd\chem\MSV\a3ux8a.i\M90408A.b\UX86719.D
Report Date: 09-Apr-2009 15:09

TestAmerica North Canton

INTERNAL STANDARD COMPOUNDS
AREA AND RT SUMMARY

Instrument ID: a3ux8a.i
Lab File ID: UX86719.D
Lab Smp Id: QCMRL
Analysis Type: VOA
Quant Type: ISTD
Operator: 402279
Method File: \\cansvr11\dd\chem\MSV\a3ux8a.i\M90408A.b\8260SUX8.m
Misc Info: M90408A,8260SUX8,1-8260.SUB,402279,3

Calibration Date: 08-APR-2009
Calibration Time: 18:24
Level: LOW
Sample Type: SOIL

		AREA LIMIT			
COMPOUND	STANDARD	LOWER	UPPER	SAMPLE	%DIFF
1 Fluorobenzene	1113993	556997	2227986	879824	-21.02
2 Chlorobenzene-d5	797134	398567	1594268	654326	-17.92
3 1,4-Dichlorobenze	368444	184222	736888	291941	-20.76

		RT LIMIT			
COMPOUND	STANDARD	LOWER	UPPER	SAMPLE	%DIFF
1 Fluorobenzene	5.31	4.81	5.81	5.31	0.05
2 Chlorobenzene-d5	7.85	7.35	8.35	7.85	-0.04
3 1,4-Dichlorobenze	10.04	9.54	10.54	10.04	0.03

AREA UPPER LIMIT = +100% of internal standard area.
AREA LOWER LIMIT = - 50% of internal standard area.
RT UPPER LIMIT = + 0.50 minutes of internal standard RT.
RT LOWER LIMIT = - 0.50 minutes of internal standard RT.

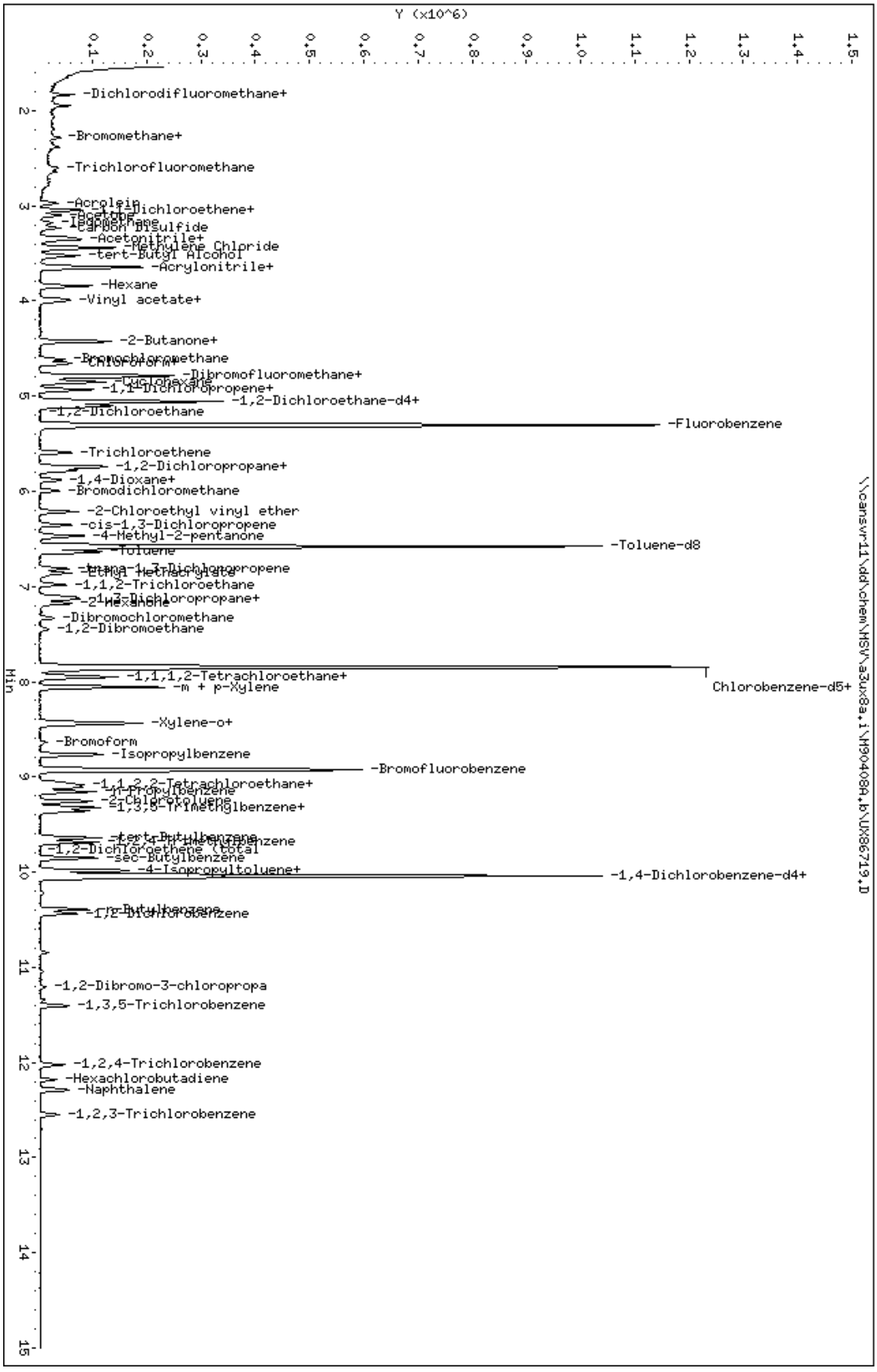
Data File: \\cansvr11\dd\chem\MSV\a3ux8a.i\M90408A.b\UX86719.D
Date : 09-APR-2009 03:24
Client ID:
Sample Info: QCHRL
Purge Volume: 5.0
Column phase: DB624
Instrument: a3ux8a.i
Operator: 402279
Column diameter: 0.18
\\cansvr11\dd\chem\MSV\a3ux8a.i\M90408A.b\UX86719.D
Y (x10^6)
Min
-Dichlorodifluoromethane+
-Bromomethane+
-Trichlorofluoromethane
-Acrolein
-1,1-Dichloroethene+
-Acetone
-Iodomethane
-Carbon Disulfide
-Acetonitrile+
-Methylene Chloride
-tert-Butyl Alcohol
-Acrylonitrile+
-Hexane
-Vinyl acetate+
-2-Butanone+
-Bromochloromethane
-Chloroform+
-Dibromofluoromethane+
-Cyclohexane
-1,1-Dichloropropene+
-1,2-Dichloroethane-d4+
-1,2-Dichloroethane
-Fluorobenzene
-Trichloroethene
-1,2-Dichloropropane+
-1,4-Dioxane+
-Bromodichloromethane
-2-Chloroethyl vinyl ether
-cis-1,3-Dichloropropene
-4-Methyl-2-pentanone
-Toluene-d8
-Toluene
-trans-1,3-Dichloropropene
-Ethyl Methacrylate
-1,1,2-Trichloroethane
-2-Hexanone
-1,3-Dichloropropane+
-Dibromochloromethane
-1,2-Dibromoethane
-1,1,1,2-Tetrachloroethane+
-m + p-Xylene
Chlorobenzene-d5+
-Xylene-o+
-Bromoform
-Isopropylbenzene
-Bromofluorobenzene
-1,1,2,2-Tetrachloroethane+
-n-Propylbenzene
-2-Chlorotoluene
-1,3,5-Trimethylbenzene+
-tert-Butylbenzene
-1,2,4-Trimethylbenzene
-1,2-Dichloroethene (total)
-sec-Butylbenzene
-4-Isopropyltoluene+
-1,4-Dichlorobenzene-d4+
-p-Butylbenzene
-1,2-Dichlorobenzene
-1,2-Dibromo-3-chloropropa
-1,3,5-Trichlorobenzene
-1,2,4-Trichlorobenzene
-Hexachlorobutadiene
-Naphthalene
-1,2,3-Trichlorobenzene

Data File: \\cansvr11\dd\chem\MSV\a3ux8a.i\M90408A.b\UX86720.D
Report Date: 09-Apr-2009 16:25

TestAmerica North Canton

VOLATILE REPORT SW-846 Method 8260A/8260B

Data file : \\cansvr11\dd\chem\MSV\a3ux8a.i\M90408A.b\UX86720.D
Lab Smp Id: QCMDL
Inj Date : 09-APR-2009 03:46
Operator : 402279 Inst ID: a3ux8a.i
Smp Info : QCMDL
Misc Info : M90408A,8260SUX8,1-8260.SUB,402279
Comment   :
Method   : \\cansvr11\dd\chem\MSV\a3ux8a.i\M90408A.b\8260SUX8.m
Meth Date : 08-Apr-2009 20:04 latat Quant Type: ISTD
Cal Date : 07-APR-2009 21:55 Cal File: UX86679.D
Als bottle: 25
Dil Factor: 1.00000
Integrator: HP RTE Compound Sublist: 1-8260.SUB
Target Version: 4.14
Processing Host: CANPGCV909

Concentration Formula: Amt * DF * 1/Vo * CpndVariable

Name	Value	Description
DF	1.000	Dilution Factor
Vo	5.000	Sample Volume
Va	100.000	Injection Volume
Cpnd Variable		Local Compound Variable

Compounds	QUANT SIG MASS	RT	EXP RT	REL RT	RESPONSE	CONCENTRATIONS ON-COLUMN (ng)	FINAL (UG/KG)
* 1 Fluorobenzene	96	5.305	5.306	(1.000)	848430	250.000	
* 2 Chlorobenzene-d5	117	7.847	7.849	(1.000)	663960	250.000	
* 3 1,4-Dichlorobenzene-d4	152	10.044	10.039	(1.000)	291513	250.000	
$ 4 Dibromofluoromethane	113	4.787	4.789	(0.903)	141757	242.525	48.505
$ 5 1,2-Dichloroethane-d4	65	5.055	5.057	(0.953)	203155	255.403	51.080
$ 6 Toluene-d8	98	6.582	6.583	(1.241)	601453	239.651	47.930
$ 7 Bromofluorobenzene	95	8.924	8.926	(1.137)	219894	216.557	43.311
8 Dichlorodifluoromethane	85	Compound Not Detected.					
9 Chloromethane	50	1.831	1.832	(0.345)	4297	3.21522	0.6430
10 Vinyl Chloride	62	1.946	1.954	(0.367)	3439	3.13479	0.6270
11 Bromomethane	94	2.287	2.276	(0.431)	680	1.83452	0.3669
12 Chloroethane	64	Compound Not Detected.					
13 Trichlorofluoromethane	101	2.603	2.599	(0.491)	1284	1.89438	0.3789
15 Acrolein	56	2.975	2.976	(0.561)	2730	29.5549	5.911
16 Acetone	43	3.102	3.104	(0.585)	22332	5.03295	1.006
17 1,1-Dichloroethene	96	3.048	3.049	(0.575)	1187	1.94691	0.3894
18 Freon-113	151	Compound Not Detected.					
19 Iodomethane	142	3.181	3.183	(0.600)	1761	1.77116	0.3542
20 Carbon Disulfide	76	3.236	3.238	(0.610)	4594	2.46076	0.4922
21 Methylene Chloride	84	3.437	3.444	(0.648)	16417	8.24528	1.649

22 Acetonitrile	41	3.340	3.335 (0.630)	10403	57.6389	11.528
23 Acrylonitrile	53	3.644	3.645 (0.687)	2799	5.56397	1.113

Data File: \\cansvr11\dd\chem\MSV\a3ux8a.i\M90408A.b\UX86720.D
Report Date: 09-Apr-2009 16:25

	Compounds	QUANT SIG MASS	RT	EXP RT	REL RT	RESPONSE	CONCENTRATIONS ON-COLUMN (ng)	FINAL (UG/KG)
	24 Methyl tert-butyl ether	73	3.638	3.645	(0.686)	4330	2.11287	0.4226
	25 trans-1,2-Dichloroethene	96	3.650	3.651	(0.688)	1256	1.73161	0.3463
	26 Hexane	86	Compound Not Detected.					
	27 Vinyl acetate	43	4.003	4.004	(0.755)	6897	2.91709	0.5834
	28 1,1-Dichloroethane	63	3.984	3.980	(0.751)	4154	2.51913	0.5038
	29 tert-Butyl Alcohol	59	3.522	3.530	(0.664)	7424	60.1741	12.035
	30 2-Butanone	43	4.435	4.430	(0.836)	6233	9.04871	1.810
M	31 1,2-Dichloroethene (total)	96				3091	4.10056	0.8201
	32 cis-1,2-dichloroethene	96	4.422	4.424	(0.834)	1835	2.36895	0.4738
	33 2,2-Dichloropropane	77	Compound Not Detected.					
	34 Bromochloromethane	128	Compound Not Detected.					
	35 Chloroform	83	4.654	4.661	(0.877)	2284	2.10975	0.4220
	36 Tetrahydrofuran	42	Compound Not Detected.					
	37 1,1,1-Trichloroethane	97	4.812	4.813	(0.907)	2317	2.59873	0.5197
	38 1,1-Dichloropropene	75	Compound Not Detected.					
	39 Carbon Tetrachloride	117	4.927	4.935	(0.929)	1641	2.02154	0.4043
	40 1,2-Dichloroethane	62	5.116	5.111	(0.964)	2900	2.60077	0.5202
	41 Benzene	78	5.098	5.099	(0.961)	6113	2.20810	0.4416
	42 Trichloroethene	130	5.597	5.592	(1.055)	961	1.37152	0.2743
	43 1,2-Dichloropropane	63	5.785	5.780	(1.091)	2066	2.23939	0.4479
	44 1,4-Dioxane	88	Compound Not Detected.					
	45 Dibromomethane	93	Compound Not Detected.					
	46 Bromodichloromethane	83	5.998	5.993	(1.131)	1847	2.36891	0.4738
	47 2-Chloroethyl vinyl ether	63	6.211	6.212	(1.171)	2199	4.11035	0.8221
	48 cis-1,3-Dichloropropene	75	Compound Not Detected.					
	49 4-Methyl-2-pentanone	43	6.473	6.468	(1.220)	8142	6.00797	1.202
	50 Toluene	91	6.631	6.638	(0.845)	7300	2.34908	0.4698
	51 trans-1,3-Dichloropropene	75	6.813	6.815	(0.868)	2130	2.12548	0.4251
	52 Ethyl Methacrylate	69	6.862	6.857	(0.874)	1628	1.62242	0.3245
	53 1,1,2-Trichloroethane	97	6.984	6.979	(0.890)	1134	1.82526	0.3650
	54 1,3-Dichloropropane	76	Compound Not Detected.					
	55 Tetrachloroethene	164	7.111	7.107	(0.906)	897	1.73764	0.3475
	56 2-Hexanone	43	7.184	7.174	(0.916)	4592	4.26277	0.8526
	57 Dibromochloromethane	129	Compound Not Detected.					
	58 1,2-Dibromoethane	107	7.446	7.453	(0.949)	762	1.22033	0.2441
	59 Chlorobenzene	112	7.878	7.873	(1.004)	4956	2.41004	0.4820
	60 1,1,1,2-Tetrachloroethane	131	7.939	7.940	(1.012)	883	1.23166	0.2463
	61 Ethylbenzene	106	7.957	7.952	(1.014)	2003	1.71934	0.3439
	62 m + p-Xylene	106	8.054	8.056	(1.026)	5587	3.92546	0.7851
M	63 Xylenes (total)	106				8508	6.03755	1.208
	64 Xylene-o	106	8.431	8.433	(1.074)	2921	2.11209	0.4224
	65 Styrene	104	8.437	8.445	(1.075)	4006	1.78411	0.3568
	66 Bromoform	173	Compound Not Detected.					
	67 Isopropylbenzene	105	8.772	8.767	(1.118)	7819	2.25663	0.4513
	68 1,1,2,2-Tetrachloroethane	83	9.052	9.053	(0.901)	941	1.31077	0.2622
	69 1,4-Dichloro-2-butene	53	Compound Not Detected.					
	70 1,2,3-Trichloropropane	110	Compound Not Detected.					
	71 Bromobenzene	156	9.076	9.084	(0.904)	1430	1.92176	0.3844
	72 n-Propylbenzene	120	9.155	9.157	(0.912)	1735	1.93716	0.3874
	73 2-Chlorotoluene	126	9.253	9.260	(0.921)	1576	1.93709	0.3874
	74 1,3,5-Trimethylbenzene	105	9.320	9.321	(0.928)	5649	2.11007	0.4220
	75 4-Chlorotoluene	126	9.356	9.358	(0.932)	996	1.24386	0.2488

76 tert-Butylbenzene	119	9.636	9.637 (0.959)	5042	2.14699	0.4294
77 1,2,4-Trimethylbenzene	105	9.685	9.686 (0.964)	5634	2.07196	0.4144

Data File: \\cansvr11\dd\chem\MSV\a3ux8a.i\M90408A.b\UX86720.D
Report Date: 09-Apr-2009 16:25

						CONCENTRATIONS	
	QUANT SIG					ON-COLUMN	FINAL
Compounds	MASS	RT	EXP RT	REL RT	RESPONSE	(ng)	(UG/KG)
78 sec-Butylbenzene	105	9.849	9.850	(0.981)	6724	1.98973	0.3979
79 4-Isopropyltoluene	119	9.983	9.990	(0.994)	5691	2.08775	0.4176
80 1,3-Dichlorobenzene	146	9.983	9.978	(0.994)	3456	2.42672	0.4853
81 1,4-Dichlorobenzene	146	10.062	10.063	(1.002)	3118	2.07826	0.4156
82 n-Butylbenzene	91	10.396	10.392	(1.035)	4886	2.09068	0.4181
83 1,2-Dichlorobenzene	146	10.439	10.434	(1.039)	3338	2.49236	0.4985
84 1,2-Dibromo-3-chloropropane	157	Compound Not Detected.					
85 1,2,4-Trichlorobenzene	180	12.027	12.028	(1.197)	1454	1.80519	0.3610
86 Hexachlorobutadiene	225	Compound Not Detected.					
87 Naphthalene	128	12.288	12.290	(1.223)	5406	2.10064	0.4201
88 1,2,3-Trichlorobenzene	180	12.550	12.545	(1.250)	945	1.29332	0.2587
98 Cyclohexane	56	4.848	4.850	(0.914)	6296	2.61200	0.5224
143 Methyl Acetate	43	3.358	3.359	(0.633)	7756	6.47434	1.295
144 Methylcyclohexane	83	5.736	5.744	(1.081)	2527	1.69985	0.3400
141 1,3,5-Trichlorobenzene	180	11.394	11.408	(1.134)	1425	1.61386	0.3228
153 Vinyl Acetate-86	86	Compound Not Detected.					

Data File: \\cansvr11\dd\chem\MSV\a3ux8a.i\M90408A.b\UX86720.D
Report Date: 09-Apr-2009 16:25

TestAmerica North Canton

INTERNAL STANDARD COMPOUNDS
AREA AND RT SUMMARY

Instrument ID: a3ux8a.i
Lab File ID: UX86720.D
Lab Smp Id: QCMDL
Analysis Type: VOA
Quant Type: ISTD
Operator: 402279
Method File: \\cansvr11\dd\chem\MSV\a3ux8a.i\M90408A.b\8260SUX8.m
Misc Info: M90408A,8260SUX8,1-8260.SUB,402279

Calibration Date: 08-APR-2009
Calibration Time: 18:24
Level: LOW
Sample Type: SOIL

		AREA LIMIT			
COMPOUND	STANDARD	LOWER	UPPER	SAMPLE	%DIFF
1 Fluorobenzene	1113993	556997	2227986	848430	-23.84
2 Chlorobenzene-d5	797134	398567	1594268	663960	-16.71
3 1,4-Dichlorobenze	368444	184222	736888	291513	-20.88

		RT LIMIT			
COMPOUND	STANDARD	LOWER	UPPER	SAMPLE	%DIFF
1 Fluorobenzene	5.31	4.81	5.81	5.31	-0.03
2 Chlorobenzene-d5	7.85	7.35	8.35	7.85	-0.02
3 1,4-Dichlorobenze	10.04	9.54	10.54	10.04	0.05

AREA UPPER LIMIT = +100% of internal standard area.
AREA LOWER LIMIT = - 50% of internal standard area.
RT UPPER LIMIT = + 0.50 minutes of internal standard RT.
RT LOWER LIMIT = - 0.50 minutes of internal standard RT.

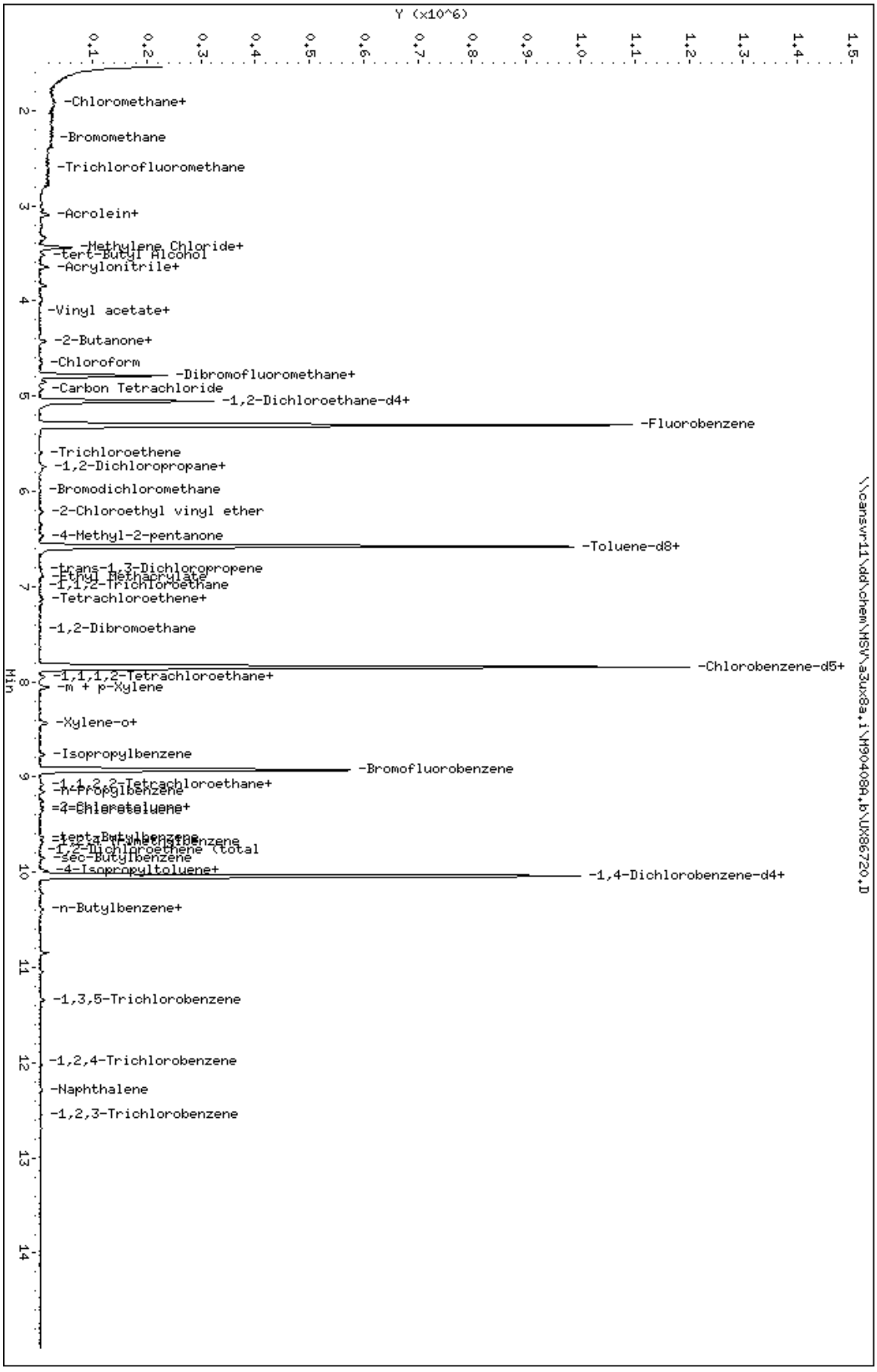
Data File: \\cansvr11\dd\chem\MSV\a3ux8a.i\M90408A.b\UX86720.D
Date : 09-APR-2009 03:46
Client ID:
Sample Info: QCMDL
Purge Volume: 5.0
Column phase: DB624
Instrument: a3ux8a.i
Operator: 402279
Column diameter: 0.18
\\cansvr11\dd\chem\MSV\a3ux8a.i\M90408A.b\UX86720.D
Y (x10^6)
Min
-Chloromethane+
-Bromomethane
-Trichlorofluoromethane
-Acrolein+
-Methylene Chloride+
-tert-Butyl Alcohol
-Acrylonitrile+
-Vinyl acetate+
-2-Butanone+
-Chloroform
-Dibromofluoromethane+
-Carbon Tetrachloride
-1,2-Dichloroethane-d4+
-Fluorobenzene
-Trichloroethene
-1,2-Dichloropropane+
-Bromodichloromethane
-2-Chloroethyl vinyl ether
-4-Methyl-2-pentanone
-Toluene-d8+
-trans-1,3-Dichloropropene
-Ethyl Methacrylate
-1,1,2-Trichloroethane
-Tetrachloroethene+
-1,2-Dibromoethane
-Chlorobenzene-d5+
-1,1,1,2-Tetrachloroethane+
-m + p-Xylene
-Xylene-o+
-Isopropylbenzene
-Bromofluorobenzene
-1,1,2,2-Tetrachloroethane+
-n-Propylbenzene
-4-Chlorotoluene+
-tert-Butylbenzene
-1,2,4-Trimethylbenzene
-1,2-Dichloroethene (total
-sec-Butylbenzene
-4-Isopropyltoluene+
-1,4-Dichlorobenzene-d4+
-n-Butylbenzene+
-1,3,5-Trichlorobenzene
-1,2,4-Trichlorobenzene
-Naphthalene
-1,2,3-Trichlorobenzene

Report Date: 02-Apr-2009 13:47

Calibration History

Method : \\cansvr11\dd\chem\MSV\a3ux10.i\P90402A-IC.b\8260LLUX10.m
Start Cal Date: 31-JUL-2008 12:40
End Cal Date : 02-APR-2009 12:20
Last Cal Level: 4
Last Cal Type : Continuing Calibration

Initial Calibration

Injection Date	Sublist	Calibration File
Cal Level: 1 , Cal Amount: 5.00000		
03-MAR-2009 00:16	DIMETHOX	\\cansvr11\dd\chem\MSV\a3ux10.i\P90302B-IC.b\UXX9866.D
18-FEB-2009 13:43	BZCL	\\cansvr11\dd\chem\MSV\a3ux10.i\P90218A-IC.b\UXX9660.D
01-AUG-2008 02:50	MISC	\\cansvr11\dd\chem\MSV\a3ux10.i\P80801A-IC.b\UXX4561.D
31-JUL-2008 17:13	3-IX	\\cansvr11\dd\chem\MSV\a3ux10.i\P80731A-IC.b\UXX4539.D
02-APR-2009 12:20	2-8260	\\cansvr11\dd\chem\MSV\a3ux10.i\P90402A-IC.b\UXX0535.D
Cal Level: 2 , Cal Amount: 10.00000		
02-MAR-2009 23:54	DIMETHOX	\\cansvr11\dd\chem\MSV\a3ux10.i\P90302B-IC.b\UXX9865.D
18-FEB-2009 13:21	BZCL	\\cansvr11\dd\chem\MSV\a3ux10.i\P90218A-IC.b\UXX9659.D
01-AUG-2008 02:29	MISC	\\cansvr11\dd\chem\MSV\a3ux10.i\P80801A-IC.b\UXX4560.D
31-JUL-2008 16:52	3-IX	\\cansvr11\dd\chem\MSV\a3ux10.i\P80731A-IC.b\UXX4538.D
02-APR-2009 11:58	2-8260	\\cansvr11\dd\chem\MSV\a3ux10.i\P90402A-IC.b\UXX0534.D
Cal Level: 3 , Cal Amount: 25.00000		
02-MAR-2009 23:33	DIMETHOX	\\cansvr11\dd\chem\MSV\a3ux10.i\P90302B-IC.b\UXX9864.D
18-FEB-2009 13:00	BZCL	\\cansvr11\dd\chem\MSV\a3ux10.i\P90218A-IC.b\UXX9658.D
01-AUG-2008 02:07	MISC	\\cansvr11\dd\chem\MSV\a3ux10.i\P80801A-IC.b\UXX4559.D
31-JUL-2008 16:31	3-IX	\\cansvr11\dd\chem\MSV\a3ux10.i\P80731A-IC.b\UXX4537.D
02-APR-2009 11:37	2-8260	\\cansvr11\dd\chem\MSV\a3ux10.i\P90402A-IC.b\UXX0533.D
Cal Level: 4 , Cal Amount: 50.00000		
02-MAR-2009 23:12	DIMETHOX	\\cansvr11\dd\chem\MSV\a3ux10.i\P90302B-IC.b\UXX9863.D
18-FEB-2009 12:39	BZCL	

\\cansvr11\dd\chem\MSV\a3ux10.i\P90218A-IC.b\UXX9657.D		
01-AUG-2008 01:46	MISC	
\\cansvr11\dd\chem\MSV\a3ux10.i\P80801A-IC.b\UXX4558.D		
31-JUL-2008 16:09	3-IX	
\\cansvr11\dd\chem\MSV\a3ux10.i\P80731A-IC.b\UXX4536.D		
02-APR-2009 11:15	2-8260	
\\cansvr11\dd\chem\MSV\a3ux10.i\P90402A-IC.b\UXX0532.D		

Cal Level: 5 , Cal Amount: 100.00000		
02-MAR-2009 22:51	DIMETHOX	
\\cansvr11\dd\chem\MSV\a3ux10.i\P90302B-IC.b\UXX9862.D		
18-FEB-2009 12:17	BZCL	
\\cansvr11\dd\chem\MSV\a3ux10.i\P90218A-IC.b\UXX9656.D		
01-AUG-2008 01:25	MISC	
\\cansvr11\dd\chem\MSV\a3ux10.i\P80801A-IC.b\UXX4557.D		
31-JUL-2008 15:47	3-IX	
\\cansvr11\dd\chem\MSV\a3ux10.i\P80731A-IC.b\UXX4535.D		
02-APR-2009 10:53	2-8260	
\\cansvr11\dd\chem\MSV\a3ux10.i\P90402A-IC.b\UXX0531.D		

Cal Level: 6 , Cal Amount: 200.00000		
02-MAR-2009 22:29	DIMETHOX	
\\cansvr11\dd\chem\MSV\a3ux10.i\P90302B-IC.b\UXX9861.D		
18-FEB-2009 11:56	BZCL	
\\cansvr11\dd\chem\MSV\a3ux10.i\P90218A-IC.b\UXX9655.D		
01-AUG-2008 01:03	MISC	
\\cansvr11\dd\chem\MSV\a3ux10.i\P80801A-IC.b\UXX4556.D		
31-JUL-2008 15:26	3-IX	
\\cansvr11\dd\chem\MSV\a3ux10.i\P80731A-IC.b\UXX4534.D		
02-APR-2009 10:32	2-8260	
\\cansvr11\dd\chem\MSV\a3ux10.i\P90402A-IC.b\UXX0530.D		

Continuing Calibration
Ccal Level Mode: GLOBAL LEVEL 4

02-APR-2009 11:15	2-8260	
\\cansvr11\dd\chem\MSV\a3ux10.i\P90402A-IC.b\UXX0532.D		
02-APR-2009 13:25	3-IX	
\\cansvr11\dd\chem\MSV\a3ux10.i\P90402A-IC.b\UXX0538.D		

Report Date : 02-Apr-2009 12:39

STL Inc North Canton

INITIAL CALIBRATION DATA

Start Cal Date : 31-JUL-2008 12:40
End Cal Date : 02-APR-2009 12:20
Quant Method : ISTD
Origin : Disabled
Target Version : 4.14
Integrator : HP RTE
Method file : \\cansvr11\dd\chem\MSV\a3ux10.i\P90402A-IC.b\8260LLUX10.m
Last Edit : 02-Apr-2009 12:36 a3ux10.i
Curve Type : Average

Calibration File Names:
Level 1: \\cansvr11\dd\chem\MSV\a3ux10.i\P90302B-IC.b\UXX9866.D
Level 2: \\cansvr11\dd\chem\MSV\a3ux10.i\P90302B-IC.b\UXX9865.D
Level 3: \\cansvr11\dd\chem\MSV\a3ux10.i\P90302B-IC.b\UXX9864.D
Level 4: \\cansvr11\dd\chem\MSV\a3ux10.i\P90302B-IC.b\UXX9863.D
Level 5: \\cansvr11\dd\chem\MSV\a3ux10.i\P90302B-IC.b\UXX9862.D
Level 6: \\cansvr11\dd\chem\MSV\a3ux10.i\P90302B-IC.b\UXX9861.D

	Compound	5.000 Level 1	10.000 Level 2	25.000 Level 3	50.000 Level 4	100.000 Level 5	200.000 Level 6	___ RRF	% RSD	
	8 Dichlorodifluoromethane	0.16920	0.17725	0.15288	0.16240	0.17741	0.17010	0.16821	5.576	
	9 Chloromethane	0.25792	0.23713	0.22784	0.21634	0.21588	0.22003	0.22919	7.079	
	10 Vinyl Chloride	0.28918	0.27615	0.26779	0.24217	0.25395	0.25312	0.26373	6.549	
	11 Bromomethane	0.15893	0.14663	0.14015	0.15039	0.14730	0.17079	0.15237	7.155	
	12 Chloroethane	0.19183	0.17666	0.17073	0.16350	0.16476	0.17289	0.17340	5.939	
	13 Trichlorofluoromethane	0.23782	0.24023	0.21785	0.22532	0.23807	0.24662	0.23432	4.536	
	14 Dichlorofluoromethane	0.45698	0.42138	0.42578	0.37771	0.41396	0.41541	0.41854	6.078	
	15 Acrolein	0.00947	0.00763	0.00754	0.00746	0.00754	0.00632	0.00766	13.245	<-
	16 Acetone	0.17573	0.12616	0.09787	0.08712	0.08113	0.06894	0.10616	36.927	
	17 1,1-Dichloroethene	0.25500	0.21601	0.22503	0.21819	0.22335	0.22549	0.22718	6.230	
	18 Freon-113	0.16026	0.18020	0.15537	0.17834	0.17699	0.17570	0.17114	6.162	
	19 Iodomethane	0.37540	0.34891	0.35758	0.35976	0.36461	0.37764	0.36398	3.018	
	20 Carbon Disulfide	0.71932	0.62692	0.64828	0.64011	0.65819	0.69810	0.66515	5.396	
	21 Methylene Chloride	0.34487	0.26468	0.27277	0.24977	0.24814	0.25747	0.27295	13.344	
	22 Acetonitrile	0.03443	0.03738	0.03690	0.03349	0.03435	0.03182	0.03473	6.036	
	23 Acrylonitrile	0.10271	0.10365	0.10372	0.10304	0.10334	0.10045	0.10282	1.186	
	24 Methyl tert-butyl ether	0.65648	0.62852	0.69611	0.67389	0.69292	0.71064	0.67643	4.449	
	25 trans-1,2-Dichloroethene	0.26266	0.23461	0.26267	0.24106	0.24905	0.26193	0.25200	4.882	
	26 Hexane	0.05414	0.05957	0.04939	0.05841	0.05852	0.06030	0.05672	7.372	
	27 Vinyl acetate	0.32149	0.36470	0.38003	0.39529	0.41176	0.42877	0.38367	9.889	
	28 1,1-Dichloroethane	0.43999	0.41250	0.43586	0.40931	0.42160	0.42456	0.42397	2.890	
	29 tert-Butyl Alcohol	0.01851	0.02002	0.01909	0.01968	0.01998	0.01820	0.01925	4.025	
	30 2-Butanone	0.12887	0.12375	0.12081	0.11502	0.11333	0.10348	0.11754	7.604	
M	31 1,2-Dichloroethene (total)	0.26585	0.23788	0.26416	0.24473	0.25004	0.25913	0.25363	4.429	
	32 cis-1,2-dichloroethene	0.26904	0.24114	0.26566	0.24840	0.25103	0.25634	0.25527	4.158	
	33 2,2-Dichloropropane	0.22388	0.22523	0.23714	0.23293	0.24078	0.23877	0.23312	3.059	
	34 Bromochloromethane	0.13705	0.11405	0.13088	0.11957	0.12445	0.12499	0.12517	6.485	
	35 Chloroform	0.43489	0.40046	0.41446	0.38164	0.38945	0.38257	0.40058	5.209	

Report Date : 02-Apr-2009 12:39

STL Inc North Canton

INITIAL CALIBRATION DATA

Start Cal Date : 31-JUL-2008 12:40
End Cal Date : 02-APR-2009 12:20
Quant Method : ISTD
Origin : Disabled
Target Version : 4.14
Integrator : HP RTE
Method file : \\cansvr11\dd\chem\MSV\a3ux10.i\P90402A-IC.b\8260LLUX10.m
Last Edit : 02-Apr-2009 12:36 a3ux10.i
Curve Type : Average

	Compound	5.000 Level 1	10.000 Level 2	25.000 Level 3	50.000 Level 4	100.000 Level 5	200.000 Level 6	RRF	% RSD	
	36 Tetrahydrofuran	0.07285	0.07443	0.07273	0.07476	0.07434	0.06955	0.07311	2.654	
	37 1,1,1-Trichloroethane	0.34267	0.30605	0.32995	0.31543	0.31924	0.31929	0.32210	3.934	
	38 1,1-Dichloropropene	0.29402	0.30044	0.32153	0.30686	0.31419	0.31542	0.30874	3.325	
	39 Carbon Tetrachloride	0.29248	0.27284	0.28938	0.28804	0.29440	0.30017	0.28955	3.189	
	40 1,2-Dichloroethane	0.34695	0.31958	0.34339	0.31558	0.31470	0.30330	0.32392	5.361	
	41 Benzene	1.04695	0.95274	1.04154	0.96215	0.95285	1.00239	0.99310	4.398	
	42 Trichloroethene	0.27735	0.23878	0.25470	0.23973	0.24752	0.25370	0.25196	5.609	
	43 1,2-Dichloropropane	0.23549	0.22405	0.24522	0.22963	0.22865	0.23107	0.23235	3.146	
	44 1,4-Dioxane	0.00243	0.00272	0.00277	0.00282	0.00280	0.00235	0.00265	7.748	<-
	45 Dibromomethane	0.13402	0.13193	0.13668	0.13430	0.13413	0.13316	0.13404	1.170	
	46 Bromodichloromethane	0.26700	0.24881	0.28348	0.27045	0.27242	0.27711	0.26988	4.373	
	47 2-Chloroethyl vinyl ether	0.10765	0.11399	0.13582	0.13950	0.14371	0.14701	0.13128	12.505	
	48 cis-1,3-Dichloropropene	0.29513	0.28210	0.33101	0.32161	0.34174	0.35133	0.32049	8.409	
	49 4-Methyl-2-pentanone	0.22041	0.21396	0.22824	0.23154	0.23332	0.21951	0.22450	3.417	
	50 Toluene	1.30802	1.30929	1.40301	1.34486	1.33967	1.43257	1.35624	3.752	
	51 trans-1,3-Dichloropropene	0.33444	0.33006	0.39741	0.38410	0.39331	0.43261	0.37866	10.447	
	52 Ethyl Methacrylate	0.31015	0.31925	0.37853	0.37495	0.38956	0.41498	0.36457	11.298	
	53 1,1,2-Trichloroethane	0.28147	0.26555	0.27910	0.26872	0.26295	0.27287	0.27178	2.727	
	54 1,3-Dichloropropane	0.50834	0.47441	0.51398	0.48659	0.48345	0.49823	0.49417	3.098	
	55 Tetrachloroethene	0.28782	0.28761	0.28784	0.26762	0.26997	0.28863	0.28158	3.529	
	56 2-Hexanone	0.19807	0.20511	0.21609	0.21396	0.20738	0.20359	0.20737	3.237	
	57 Dibromochloromethane	0.25963	0.24356	0.27122	0.27160	0.27458	0.29880	0.26990	6.753	
	58 1,2-Dibromoethane	0.27861	0.25485	0.28332	0.27311	0.26967	0.27424	0.27230	3.587	
	59 Chlorobenzene	0.93939	0.89041	0.94508	0.88407	0.87016	0.92038	0.90825	3.421	
	60 1,1,1,2-Tetrachloroethane	0.29846	0.28565	0.31087	0.31120	0.30856	0.32591	0.30677	4.425	
	61 Ethylbenzene	0.42819	0.43425	0.48103	0.45972	0.47833	0.50155	0.46384	6.166	
	62 m + p-Xylene	0.53897	0.53680	0.62130	0.59187	0.60989	0.64101	0.58997	7.355	
M	63 Xylenes (total)	0.52629	0.52805	0.61209	0.58682	0.60770	0.63263	0.58226	7.744	
	64 Xylene-o	0.50093	0.51055	0.59367	0.57672	0.60331	0.61585	0.56684	8.665	
	65 Styrene	0.79040	0.81320	0.97331	0.97475	1.00743	1.05773	0.93614	11.613	
	66 Bromoform	0.17599	0.15926	0.17755	0.18012	0.19310	0.19887	0.18082	7.728	
	67 Isopropylbenzene	1.30332	1.27207	1.48336	1.48879	1.55305	1.61954	1.45335	9.489	
	68 1,1,2,2-Tetrachloroethane	0.63667	0.60625	0.60636	0.61776	0.61535	0.61776	0.61669	1.804	
	69 1,4-Dichloro-2-butene	0.08637	0.10737	0.11564	0.11982	0.12176	0.13882	0.11496	15.139	
	70 1,2,3-Trichloropropane	0.19530	0.19544	0.18930	0.18343	0.18574	0.18165	0.18848	3.141	
	71 Bromobenzene	0.59465	0.59231	0.64027	0.62172	0.61524	0.65347	0.61961	3.930	

Report Date : 02-Apr-2009 12:39

STL Inc North Canton

INITIAL CALIBRATION DATA

Start Cal Date : 31-JUL-2008 12:40
End Cal Date : 02-APR-2009 12:20
Quant Method : ISTD
Origin : Disabled
Target Version : 4.14
Integrator : HP RTE
Method file : \\cansvr11\dd\chem\MSV\a3ux10.i\P90402A-IC.b\8260LLUX10.m
Last Edit : 02-Apr-2009 12:36 a3ux10.i
Curve Type : Average

Compound	5.000 Level 1	10.000 Level 2	25.000 Level 3	50.000 Level 4	100.000 Level 5	200.000 Level 6	RRF	% RSD	
72 n-Propylbenzene	0.54327	0.58117	0.69103	0.68215	0.68211	0.72066	0.65006	10.850	
73 2-Chlorotoluene	0.56293	0.54241	0.62166	0.59552	0.59933	0.62253	0.59073	5.445	
74 1,3,5-Trimethylbenzene	1.71074	1.76989	2.07232	2.02857	2.05877	2.18767	1.97133	9.528	
75 4-Chlorotoluene	0.58390	0.57882	0.64514	0.61799	0.62314	0.64014	0.61486	4.538	
76 tert-Butylbenzene	1.47317	1.58632	1.79771	1.72073	1.76697	1.87021	1.70252	8.623	
77 1,2,4-Trimethylbenzene	1.73976	1.86269	2.12068	2.10142	2.10687	2.24976	2.03020	9.339	
78 sec-Butylbenzene	2.14691	2.28714	2.53312	2.50026	2.59606	2.73811	2.46693	8.702	
79 4-Isopropyltoluene	1.71876	1.92545	2.15992	2.17671	2.23642	2.37588	2.09886	11.275	
80 1,3-Dichlorobenzene	1.30146	1.21291	1.28894	1.21819	1.24730	1.30690	1.26262	3.330	
81 1,4-Dichlorobenzene	1.47555	1.34956	1.34381	1.29800	1.27320	1.33752	1.34627	5.197	
82 n-Butylbenzene	1.60725	1.66680	1.82988	1.81265	1.94820	2.05929	1.82068	9.275	
83 1,2-Dichlorobenzene	1.29663	1.17413	1.28568	1.16683	1.19889	1.26596	1.23135	4.722	
84 1,2-Dibromo-3-chloropropane	0.11228	0.09857	0.10694	0.10902	0.11190	0.11792	0.10944	5.929	
85 1,2,4-Trichlorobenzene	0.72527	0.72515	0.73054	0.72268	0.75226	0.80880	0.74412	4.501	
86 Hexachlorobutadiene	0.36066	0.36287	0.32630	0.30895	0.31831	0.31530	0.33207	7.132	
87 Naphthalene	1.47253	1.44683	1.70937	1.85292	1.94867	2.05330	1.74727	14.310	
88 1,2,3-Trichlorobenzene	0.66940	0.65791	0.67782	0.66824	0.66732	0.70260	0.67388	2.290	
89 Ethyl Ether	0.22015	0.19478	0.19983	0.20677	0.20634	0.20385	0.20529	4.170	
90 Ethanol	+++++	+++++	+++++	+++++	+++++	+++++	+++++	+++++	<-
91 3-Chloropropene	0.13884	0.12392	0.12183	0.13068	0.13969	0.14142	0.13273	6.409	
92 Isopropyl Ether	0.21359	0.19514	0.20390	0.20517	0.21566	0.22252	0.20933	4.682	
93 2-Chloro-1,3-butadiene	0.28761	0.27304	0.29286	0.28971	0.30044	0.30080	0.29074	3.520	
94 Propionitrile	0.03239	0.03308	0.03459	0.03407	0.03428	0.03251	0.03349	2.833	
95 Ethyl Acetate	0.19416	0.18707	0.17652	0.18050	0.18406	0.17985	0.18369	3.421	
96 Methacrylonitrile	0.13481	0.12180	0.13017	0.13412	0.13143	0.13042	0.13046	3.568	
97 Isobutanol	0.00903	0.00988	0.00994	0.01070	0.00999	0.00950	0.00984	5.657	<-
98 Cyclohexane	0.44805	0.46772	0.44970	0.49806	0.51045	0.49157	0.47759	5.493	
99 n-Butanol	0.00676	0.00732	0.00793	0.00825	0.00901	0.00851	0.00796	10.279	<-
100 Methyl Methacrylate	0.13523	0.14255	0.15052	0.15105	0.15523	0.15912	0.14895	5.844	
101 2-Nitropropane	0.03296	0.03443	0.03383	0.03591	0.03881	0.04009	0.03600	7.955	
102 Chloropicrin	+++++	+++++	+++++	+++++	+++++	+++++	+++++	+++++	<-
103 Cyclohexanone	0.06313	0.06866	0.07098	0.07572	0.07464	0.06660	0.06996	6.877	
104 Pentachloroethane	+++++	+++++	+++++	+++++	+++++	+++++	+++++	+++++	<-
105 Benzyl Chloride	0.34802	0.35968	0.38580	0.47450	0.58759	0.67965	0.47254	28.691	
134 Thiophene	+++++	+++++	+++++	+++++	+++++	+++++	+++++	+++++	<-
135 Crotononitrile(1st Isomer)	+++++	+++++	+++++	+++++	+++++	+++++	+++++	+++++	<-

Report Date : 02-Apr-2009 12:39

STL Inc North Canton

INITIAL CALIBRATION DATA

Start Cal Date : 31-JUL-2008 12:40
End Cal Date : 02-APR-2009 12:20
Quant Method : ISTD
Origin : Disabled
Target Version : 4.14
Integrator : HP RTE
Method file : \\cansvr11\dd\chem\MSV\a3ux10.i\P90402A-IC.b\8260LLUX10.m
Last Edit : 02-Apr-2009 12:36 a3ux10.i
Curve Type : Average

	Compound	5.000 Level 1	10.000 Level 2	25.000 Level 3	50.000 Level 4	100.000 Level 5	200.000 Level 6	RRF	% RSD	
	136 Crotononitrile(2nd Isomer)	+++++	+++++	+++++	+++++	+++++	+++++	+++++	+++++	<-
M	137 Total Crotononitrile	+++++	+++++	+++++	+++++	+++++	+++++	+++++	+++++	<-
	138 Paraldehyde	+++++	+++++	+++++	+++++	+++++	+++++	+++++	+++++	<-
	139 3,3,5-Trimethylcyclohexanone	+++++	+++++	+++++	+++++	+++++	+++++	+++++	+++++	<-
	140 1-Chlorohexane	0.22870	0.23447	0.25403	0.27002	0.27734	0.31922	0.26396	12.543	
	141 1,3,5-Trichlorobenzene	0.92804	0.81333	0.87971	0.83611	0.87170	0.91413	0.87384	5.037	
	143 Methyl Acetate	0.22568	0.21973	0.21956	0.21214	0.20763	0.19878	0.21392	4.560	
	144 Methylcyclohexane	0.39796	0.44253	0.42566	0.47621	0.49335	0.48369	0.45323	8.252	
	145 Dimethoxymethane	0.16537	0.17493	0.17276	0.19116	0.18917	0.20759	0.18350	8.403	
	146 2-Methylnaphthalene	0.52167	0.61713	0.69956	0.78170	0.85963	+++++	0.69594	19.109	
	147 Tetrahydrothiophene	0.20648	0.20026	0.21145	0.23701	0.27111	0.29095	0.23621	15.844	
	148 1,4-Dichlorobutane	0.45454	0.45077	0.45052	0.45730	0.48475	0.48941	0.46455	3.809	
	149 Vinyl Acetate-86	0.03813	0.03458	0.03814	0.04080	0.04381	0.04978	0.04087	13.060	
	150 1,3-Butadiene	+++++	+++++	+++++	+++++	+++++	+++++	+++++	+++++	<-
	151 Ethyl Acrylate	+++++	+++++	+++++	+++++	+++++	+++++	+++++	+++++	<-
	152 n-Heptane	0.18866	0.19364	0.19000	0.19662	0.20961	0.24003	0.20309	9.643	
	153 t-Butyl ethyl ether	0.66054	0.62889	0.64003	0.64072	0.69103	0.71359	0.66247	5.023	
	154 t-Amyl methyl ether	0.55457	0.53880	0.56811	0.59063	0.63371	0.65263	0.58974	7.654	
	155 1,2,3-Trimethylbenzene	2.14768	2.07703	2.22985	2.38075	2.45221	2.49761	2.29752	7.451	
$	4 Dibromofluoromethane	0.19418	0.19852	0.21906	0.20349	0.20393	0.20753	0.20445	4.178	
$	5 1,2-Dichloroethane-d4	0.27122	0.26758	0.27333	0.26683	0.24663	0.24753	0.26219	4.556	
$	6 Toluene-d8	1.08949	1.05718	1.14977	1.11227	1.09468	1.19690	1.11671	4.444	
$	7 Bromofluorobenzene	0.38361	0.39218	0.42307	0.42370	0.42784	0.43989	0.41505	5.313	

Report Date : 02-Apr-2009 13:11

STL Inc North Canton

INITIAL CALIBRATION DATA

Start Cal Date : 31-JUL-2008 12:40
End Cal Date : 02-APR-2009 12:20
Quant Method : ISTD
Target Version : 4.14
Integrator : HP RTE
Method file : \\cansvr11\dd\chem\MSV\a3ux10.i\P90402A-IC.b\8260LLUX10.m
Last Edit : 02-Apr-2009 13:11 a3ux10.i

Calibration File Names:
Level 1: \\cansvr11\dd\chem\MSV\a3ux10.i\P90302B-IC.b\UXX9866.D
Level 2: \\cansvr11\dd\chem\MSV\a3ux10.i\P90302B-IC.b\UXX9865.D
Level 3: \\cansvr11\dd\chem\MSV\a3ux10.i\P90302B-IC.b\UXX9864.D
Level 4: \\cansvr11\dd\chem\MSV\a3ux10.i\P90302B-IC.b\UXX9863.D
Level 5: \\cansvr11\dd\chem\MSV\a3ux10.i\P90302B-IC.b\UXX9862.D
Level 6: \\cansvr11\dd\chem\MSV\a3ux10.i\P90302B-IC.b\UXX9861.D

Compound	5.0000 Level 1	10.0000 Level 2	25.0000 Level 3	50.0000 Level 4	100.0000 Level 5	200.0000 Level 6	Curve	Coefficients b	m1	m2	%RSD or R^2	
8 Dichlorodifluoromethane	0.16920	0.17725	0.15288	0.16240	0.17741	0.17010	AVRG		0.16821		5.57552	
9 Chloromethane	0.25792	0.23713	0.22784	0.21634	0.21588	0.22003	AVRG		0.22919		7.07926	
10 Vinyl Chloride	0.28918	0.27615	0.26779	0.24217	0.25395	0.25312	AVRG		0.26373		6.54930	
11 Bromomethane	0.15893	0.14663	0.14015	0.15039	0.14730	0.17079	AVRG		0.15237		7.15520	
12 Chloroethane	0.19183	0.17666	0.17073	0.16350	0.16476	0.17289	AVRG		0.17340		5.93900	
13 Trichlorofluoromethane	0.23782	0.24023	0.21785	0.22532	0.23807	0.24662	AVRG		0.23432		4.53563	
14 Dichlorofluoromethane	0.45698	0.42138	0.42578	0.37771	0.41396	0.41541	AVRG		0.41854		6.07803	
15 Acrolein	0.00947	0.00763	0.00754	0.00746	0.00754	0.00632	AVRG		0.00766		13.24474	<-
16 Acetone	52963	78679	155399	283226	532781	980791	WLINR	-0.27570	0.07433		0.99543	
17 1,1-Dichloroethene	0.25500	0.21601	0.22503	0.21819	0.22335	0.22549	AVRG		0.22718		6.22960	
18 Freon-113	0.16026	0.18020	0.15537	0.17834	0.17699	0.17570	AVRG		0.17114		6.16178	
19 Iodomethane	0.37540	0.34891	0.35758	0.35976	0.36461	0.37764	AVRG		0.36398		3.01781	
20 Carbon Disulfide	0.71932	0.62692	0.64828	0.64011	0.65819	0.69810	AVRG		0.66515		5.39617	
21 Methylene Chloride	0.34487	0.26468	0.27277	0.24977	0.24814	0.25747	AVRG		0.27295		13.34372	

Report Date : 02-Apr-2009 13:11

STL Inc North Canton

INITIAL CALIBRATION DATA

Start Cal Date : 31-JUL-2008 12:40
End Cal Date : 02-APR-2009 12:20
Quant Method : ISTD
Target Version : 4.14
Integrator : HP RTE
Method file : \\cansvr11\dd\chem\MSV\a3ux10.i\P90402A-IC.b\8260LLUX10.m
Last Edit : 02-Apr-2009 13:11 a3ux10.i

		5.0000	10.0000	25.0000	50.0000	100.0000	200.0000		Coefficients			%RSD
	Compound	Level 1	Level 2	Level 3	Level 4	Level 5	Level 6	Curve	b	m1	m2	or R^2
	22 Acetonitrile	0.03443	0.03738	0.03690	0.03349	0.03435	0.03182	AVRG		0.03473		6.03583
	23 Acrylonitrile	0.10271	0.10365	0.10372	0.10304	0.10334	0.10045	AVRG		0.10282		1.18633
	24 Methyl tert-butyl ether	0.65648	0.62852	0.69611	0.67389	0.69292	0.71064	AVRG		0.67643		4.44948
	25 trans-1,2-Dichloroethene	0.26266	0.23461	0.26267	0.24106	0.24905	0.26193	AVRG		0.25200		4.88196
	26 Hexane	0.05414	0.05957	0.04939	0.05841	0.05852	0.06030	AVRG		0.05672		7.37157
	27 Vinyl acetate	0.32149	0.36470	0.38003	0.39529	0.41176	0.42877	AVRG		0.38367		9.88861
	28 1,1-Dichloroethane	0.43999	0.41250	0.43586	0.40931	0.42160	0.42456	AVRG		0.42397		2.88974
	29 tert-Butyl Alcohol	0.01851	0.02002	0.01909	0.01968	0.01998	0.01820	AVRG		0.01925		4.02545
	30 2-Butanone	0.12887	0.12375	0.12081	0.11502	0.11333	0.10348	AVRG		0.11754		7.60400
M	31 1,2-Dichloroethene (total)	0.26585	0.23788	0.26416	0.24473	0.25004	0.25913	AVRG		0.25363		4.42883
	32 cis-1,2-dichloroethene	0.26904	0.24114	0.26566	0.24840	0.25103	0.25634	AVRG		0.25527		4.15838
	33 2,2-Dichloropropane	0.22388	0.22523	0.23714	0.23293	0.24078	0.23877	AVRG		0.23312		3.05939
	34 Bromochloromethane	0.13705	0.11405	0.13088	0.11957	0.12445	0.12499	AVRG		0.12517		6.48478
	35 Chloroform	0.43489	0.40046	0.41446	0.38164	0.38945	0.38257	AVRG		0.40058		5.20932
	36 Tetrahydrofuran	0.07285	0.07443	0.07273	0.07476	0.07434	0.06955	AVRG		0.07311		2.65426
	37 1,1,1-Trichloroethane	0.34267	0.30605	0.32995	0.31543	0.31924	0.31929	AVRG		0.32210		3.93364
	38 1,1-Dichloropropene	0.29402	0.30044	0.32153	0.30686	0.31419	0.31542	AVRG		0.30874		3.32524
	39 Carbon Tetrachloride	0.29248	0.27284	0.28938	0.28804	0.29440	0.30017	AVRG		0.28955		3.18923
	40 1,2-Dichloroethane	0.34695	0.31958	0.34339	0.31558	0.31470	0.30330	AVRG		0.32392		5.36090
	41 Benzene	1.04695	0.95274	1.04154	0.96215	0.95285	1.00239	AVRG		0.99310		4.39838
	42 Trichloroethene	0.27735	0.23878	0.25470	0.23973	0.24752	0.25370	AVRG		0.25196		5.60866
	43 1,2-Dichloropropane	0.23549	0.22405	0.24522	0.22963	0.22865	0.23107	AVRG		0.23235		3.14565

Report Date : 02-Apr-2009 13:11

STL Inc North Canton

INITIAL CALIBRATION DATA

Start Cal Date : 31-JUL-2008 12:40
End Cal Date : 02-APR-2009 12:20
Quant Method : ISTD
Target Version : 4.14
Integrator : HP RTE
Method file : \\cansvr11\dd\chem\MSV\a3ux10.i\P90402A-IC.b\8260LLUX10.m
Last Edit : 02-Apr-2009 13:11 a3ux10.i

	Compound	5.0000 Level 1	10.0000 Level 2	25.0000 Level 3	50.0000 Level 4	100.0000 Level 5	200.0000 Level 6	Curve	Coefficients b	m1	m2	%RSD or R^2	
	44 1,4-Dioxane	0.00243	0.00272	0.00277	0.00282	0.00280	0.00235	AVRG		0.00265		7.74803	<-
	45 Dibromomethane	0.13402	0.13193	0.13668	0.13430	0.13413	0.13316	AVRG		0.13404		1.16991	
	46 Bromodichloromethane	0.26700	0.24881	0.28348	0.27045	0.27242	0.27711	AVRG		0.26988		4.37272	
	47 2-Chloroethyl vinyl ether	0.10765	0.11399	0.13582	0.13950	0.14371	0.14701	AVRG		0.13128		12.50461	
	48 cis-1,3-Dichloropropene	0.29513	0.28210	0.33101	0.32161	0.34174	0.35133	AVRG		0.32049		8.40889	
	49 4-Methyl-2-pentanone	0.22041	0.21396	0.22824	0.23154	0.23332	0.21951	AVRG		0.22450		3.41660	
	50 Toluene	1.30802	1.30929	1.40301	1.34486	1.33967	1.43257	AVRG		1.35624		3.75216	
	51 trans-1,3-Dichloropropene	0.33444	0.33006	0.39741	0.38410	0.39331	0.43261	AVRG		0.37866		10.44747	
	52 Ethyl Methacrylate	0.31015	0.31925	0.37853	0.37495	0.38956	0.41498	AVRG		0.36457		11.29818	
	53 1,1,2-Trichloroethane	0.28147	0.26555	0.27910	0.26872	0.26295	0.27287	AVRG		0.27178		2.72684	
	54 1,3-Dichloropropane	0.50834	0.47441	0.51398	0.48659	0.48345	0.49823	AVRG		0.49417		3.09846	
	55 Tetrachloroethene	0.28782	0.28761	0.28784	0.26762	0.26997	0.28863	AVRG		0.28158		3.52914	
	56 2-Hexanone	0.19807	0.20511	0.21609	0.21396	0.20738	0.20359	AVRG		0.20737		3.23676	
	57 Dibromochloromethane	0.25963	0.24356	0.27122	0.27160	0.27458	0.29880	AVRG		0.26990		6.75304	
	58 1,2-Dibromoethane	0.27861	0.25485	0.28332	0.27311	0.26967	0.27424	AVRG		0.27230		3.58723	
	59 Chlorobenzene	0.93939	0.89041	0.94508	0.88407	0.87016	0.92038	AVRG		0.90825		3.42109	
	60 1,1,1,2-Tetrachloroethane	0.29846	0.28565	0.31087	0.31120	0.30856	0.32591	AVRG		0.30677		4.42470	
	61 Ethylbenzene	0.42819	0.43425	0.48103	0.45972	0.47833	0.50155	AVRG		0.46384		6.16638	
	62 m + p-Xylene	0.53897	0.53680	0.62130	0.59187	0.60989	0.64101	AVRG		0.58997		7.35547	
M	63 Xylenes (total)	0.52629	0.52805	0.61209	0.58682	0.60770	0.63263	AVRG		0.58226		7.74405	
	64 Xylene-o	0.50093	0.51055	0.59367	0.57672	0.60331	0.61585	AVRG		0.56684		8.66534	
	65 Styrene	0.79040	0.81320	0.97331	0.97475	1.00743	1.05773	AVRG		0.93614		11.61312	

Report Date : 02-Apr-2009 13:11

STL Inc North Canton

INITIAL CALIBRATION DATA

Start Cal Date : 31-JUL-2008 12:40
End Cal Date : 02-APR-2009 12:20
Quant Method : ISTD
Target Version : 4.14
Integrator : HP RTE
Method file : \\cansvr11\dd\chem\MSV\a3ux10.i\P90402A-IC.b\8260LLUX10.m
Last Edit : 02-Apr-2009 13:11 a3ux10.i

Compound	5.0000 Level 1	10.0000 Level 2	25.0000 Level 3	50.0000 Level 4	100.0000 Level 5	200.0000 Level 6	Curve	Coefficients b	Coefficients m1	Coefficients m2	%RSD or R^2
66 Bromoform	0.17599	0.15926	0.17755	0.18012	0.19310	0.19887	AVRG		0.18082		7.72791
67 Isopropylbenzene	1.30332	1.27207	1.48336	1.48879	1.55305	1.61954	AVRG		1.45335		9.48864
68 1,1,2,2-Tetrachloroethane	0.63667	0.60625	0.60636	0.61776	0.61535	0.61776	AVRG		0.61669		1.80426
69 1,4-Dichloro-2-butene	5953	14996	42731	91876	196846	447569	WLINR	0.03387	0.12884		0.99654
70 1,2,3-Trichloropropane	0.19530	0.19544	0.18930	0.18343	0.18574	0.18165	AVRG		0.18848		3.14060
71 Bromobenzene	0.59465	0.59231	0.64027	0.62172	0.61524	0.65347	AVRG		0.61961		3.93019
72 n-Propylbenzene	0.54327	0.58117	0.69103	0.68215	0.68211	0.72066	AVRG		0.65006		10.84957
73 2-Chlorotoluene	0.56293	0.54241	0.62166	0.59552	0.59933	0.62253	AVRG		0.59073		5.44480
74 1,3,5-Trimethylbenzene	1.71074	1.76989	2.07232	2.02857	2.05877	2.18767	AVRG		1.97133		9.52841
75 4-Chlorotoluene	0.58390	0.57882	0.64514	0.61799	0.62314	0.64014	AVRG		0.61486		4.53759
76 tert-Butylbenzene	1.47317	1.58632	1.79771	1.72073	1.76697	1.87021	AVRG		1.70252		8.62332
77 1,2,4-Trimethylbenzene	1.73976	1.86269	2.12068	2.10142	2.10687	2.24976	AVRG		2.03020		9.33949
78 sec-Butylbenzene	2.14691	2.28714	2.53312	2.50026	2.59606	2.73811	AVRG		2.46693		8.70246
79 4-Isopropyltoluene	1.71876	1.92545	2.15992	2.17671	2.23642	2.37588	AVRG		2.09886		11.27478
80 1,3-Dichlorobenzene	1.30146	1.21291	1.28894	1.21819	1.24730	1.30690	AVRG		1.26262		3.33039
81 1,4-Dichlorobenzene	1.47555	1.34956	1.34381	1.29800	1.27320	1.33752	AVRG		1.34627		5.19688
82 n-Butylbenzene	1.60725	1.66680	1.82988	1.81265	1.94820	2.05929	AVRG		1.82068		9.27479
83 1,2-Dichlorobenzene	1.29663	1.17413	1.28568	1.16683	1.19889	1.26596	AVRG		1.23135		4.72168
84 1,2-Dibromo-3-chloropropane	0.11228	0.09857	0.10694	0.10902	0.11190	0.11792	AVRG		0.10944		5.92907
85 1,2,4-Trichlorobenzene	0.72527	0.72515	0.73054	0.72268	0.75226	0.80880	AVRG		0.74412		4.50098
86 Hexachlorobutadiene	0.36066	0.36287	0.32630	0.30895	0.31831	0.31530	AVRG		0.33207		7.13190
87 Naphthalene	1.47253	1.44683	1.70937	1.85292	1.94867	2.05330	AVRG		1.74727		14.30953

Report Date : 02-Apr-2009 13:11

STL Inc North Canton

INITIAL CALIBRATION DATA

Start Cal Date : 31-JUL-2008 12:40
End Cal Date : 02-APR-2009 12:20
Quant Method : ISTD
Target Version : 4.14
Integrator : HP RTE
Method file : \\cansvr11\dd\chem\MSV\a3ux10.i\P90402A-IC.b\8260LLUX10.m
Last Edit : 02-Apr-2009 13:11 a3ux10.i

	Compound	5.0000 Level 1	10.0000 Level 2	25.0000 Level 3	50.0000 Level 4	100.0000 Level 5	200.0000 Level 6	Curve	Coefficients b	Coefficients m1	Coefficients m2	%RSD or R^2	
88	1,2,3-Trichlorobenzene	0.66940	0.65791	0.67782	0.66824	0.66732	0.70260	AVRG		0.67388		2.28977	
89	Ethyl Ether	0.22015	0.19478	0.19983	0.20677	0.20634	0.20385	AVRG		0.20529		4.17001	
90	Ethanol	+++++	+++++	+++++	+++++	+++++	+++++	AVRG		0.000e+000		0.000e+000	<-
91	3-Chloropropene	0.13884	0.12392	0.12183	0.13068	0.13969	0.14142	AVRG		0.13273		6.40918	
92	Isopropyl Ether	0.21359	0.19514	0.20390	0.20517	0.21566	0.22252	AVRG		0.20933		4.68204	
93	2-Chloro-1,3-butadiene	0.28761	0.27304	0.29286	0.28971	0.30044	0.30080	AVRG		0.29074		3.52015	
94	Propionitrile	0.03239	0.03308	0.03459	0.03407	0.03428	0.03251	AVRG		0.03349		2.83299	
95	Ethyl Acetate	0.19416	0.18707	0.17652	0.18050	0.18406	0.17985	AVRG		0.18369		3.42087	
96	Methacrylonitrile	0.13481	0.12180	0.13017	0.13412	0.13143	0.13042	AVRG		0.13046		3.56781	
97	Isobutanol	0.00903	0.00988	0.00994	0.01070	0.00999	0.00950	AVRG		0.00984		5.65735	<-
98	Cyclohexane	0.44805	0.46772	0.44970	0.49806	0.51045	0.49157	AVRG		0.47759		5.49349	
99	n-Butanol	0.00676	0.00732	0.00793	0.00825	0.00901	0.00851	AVRG		0.00796		10.27862	<-
100	Methyl Methacrylate	0.13523	0.14255	0.15052	0.15105	0.15523	0.15912	AVRG		0.14895		5.84390	
101	2-Nitropropane	0.03296	0.03443	0.03383	0.03591	0.03881	0.04009	AVRG		0.03600		7.95467	
102	Chloropicrin	+++++	+++++	+++++	+++++	+++++	+++++	AVRG		0.000e+000		0.000e+000	<-
103	Cyclohexanone	0.06313	0.06866	0.07098	0.07572	0.07464	0.06660	AVRG		0.06996		6.87748	
104	Pentachloroethane	+++++	+++++	+++++	+++++	+++++	+++++	AVRG		0.000e+000		0.000e+000	<-
105	Benzyl Chloride	17056	35491	97536	245345	615433	1538645	QUAD	0.09340	1.83945	-0.14897	0.99873	
134	Thiophene	+++++	+++++	+++++	+++++	+++++	+++++	AVRG		0.000e+000		0.000e+000	<-
135	Crotononitrile(1st Isomer)	+++++	+++++	+++++	+++++	+++++	+++++	AVRG		0.000e+000		0.000e+000	<-
136	Crotononitrile(2nd Isomer)	+++++	+++++	+++++	+++++	+++++	+++++	AVRG		0.000e+000		0.000e+000	<-
M 137	Total Crotononitrile	+++++	+++++	+++++	+++++	+++++	+++++	AVRG		0.000e+000		0.000e+000	<-

Report Date : 02-Apr-2009 13:11

STL Inc North Canton

INITIAL CALIBRATION DATA

Start Cal Date : 31-JUL-2008 12:40
End Cal Date : 02-APR-2009 12:20
Quant Method : ISTD
Target Version : 4.14
Integrator : HP RTE
Method file : \\cansvr11\dd\chem\MSV\a3ux10.i\P90402A-IC.b\8260LLUX10.m
Last Edit : 02-Apr-2009 13:11 a3ux10.i

Compound	5.0000 Level 1	10.0000 Level 2	25.0000 Level 3	50.0000 Level 4	100.0000 Level 5	200.0000 Level 6	Curve	Coefficients b	m1	m2	%RSD or R^2	
138 Paraldehyde	+++++	+++++	+++++	+++++	+++++	+++++	AVRG		0.000e+000		0.000e+000	<-
139 3,3,5-Trimethylcyclohexanone	+++++	+++++	+++++	+++++	+++++	+++++	AVRG		0.000e+000		0.000e+000	<-
140 1-Chlorohexane	0.22870	0.23447	0.25403	0.27002	0.27734	0.31922	AVRG		0.26396		12.54306	
141 1,3,5-Trichlorobenzene	0.92804	0.81333	0.87971	0.83611	0.87170	0.91413	AVRG		0.87384		5.03659	
143 Methyl Acetate	0.22568	0.21973	0.21956	0.21214	0.20763	0.19878	AVRG		0.21392		4.56043	
144 Methylcyclohexane	0.39796	0.44253	0.42566	0.47621	0.49335	0.48369	AVRG		0.45323		8.25183	
145 Dimethoxymethane	0.16537	0.17493	0.17276	0.19116	0.18917	0.20759	AVRG		0.18350		8.40325	
146 2-Methylnaphthalene	73548	175943	514246	1185223	2597657	+++++	WLINR	0.10035	0.85459		0.99680	
147 Tetrahydrothiophene	21231	42718	116091	269305	620823	1398945	WLINR	0.05328	0.28340		0.99371	
148 1,4-Dichlorobutane	0.45454	0.45077	0.45052	0.45730	0.48475	0.48941	AVRG		0.46455		3.80905	
149 Vinyl Acetate-86	0.03813	0.03458	0.03814	0.04080	0.04381	0.04978	AVRG		0.04087		13.05990	
150 1,3-Butadiene	+++++	+++++	+++++	+++++	+++++	+++++	AVRG		0.000e+000		0.000e+000	<-
151 Ethyl Acrylate	+++++	+++++	+++++	+++++	+++++	+++++	AVRG		0.000e+000		0.000e+000	<-
152 n-Heptane	0.18866	0.19364	0.19000	0.19662	0.20961	0.24003	AVRG		0.20309		9.64286	
153 t-Butyl ethyl ether	0.66054	0.62889	0.64003	0.64072	0.69103	0.71359	AVRG		0.66247		5.02349	
154 t-Amyl methyl ether	0.55457	0.53880	0.56811	0.59063	0.63371	0.65263	AVRG		0.58974		7.65437	
155 1,2,3-Trimethylbenzene	2.14768	2.07703	2.22985	2.38075	2.45221	2.49761	AVRG		2.29752		7.45121	
$ 4 Dibromofluoromethane	0.19418	0.19852	0.21906	0.20349	0.20393	0.20753	AVRG		0.20445		4.17766	
$ 5 1,2-Dichloroethane-d4	0.27122	0.26758	0.27333	0.26683	0.24663	0.24753	AVRG		0.26219		4.55616	
$ 6 Toluene-d8	1.08949	1.05718	1.14977	1.11227	1.09468	1.19690	AVRG		1.11671		4.44389	
$ 7 Bromofluorobenzene	0.38361	0.39218	0.42307	0.42370	0.42784	0.43989	AVRG		0.41505		5.31270	

Report Date : 02-Apr-2009 13:11

STL Inc North Canton

INITIAL CALIBRATION DATA

Start Cal Date : 31-JUL-2008 12:40
End Cal Date : 02-APR-2009 12:20
Quant Method : ISTD
Target Version : 4.14
Integrator : HP RTE
Method file : \\cansvr11\dd\chem\MSV\a3ux10.i\P90402A-IC.b\8260LLUX10.m
Last Edit : 02-Apr-2009 13:11 a3ux10.i

Curve	Formula	Units
Averaged	Amt = Rsp/m1	Response
Wt Linear	Amt = b + Rsp/m1	Response
Quad	Amt = b + m1*Rsp + m2*Rsp^2	Response

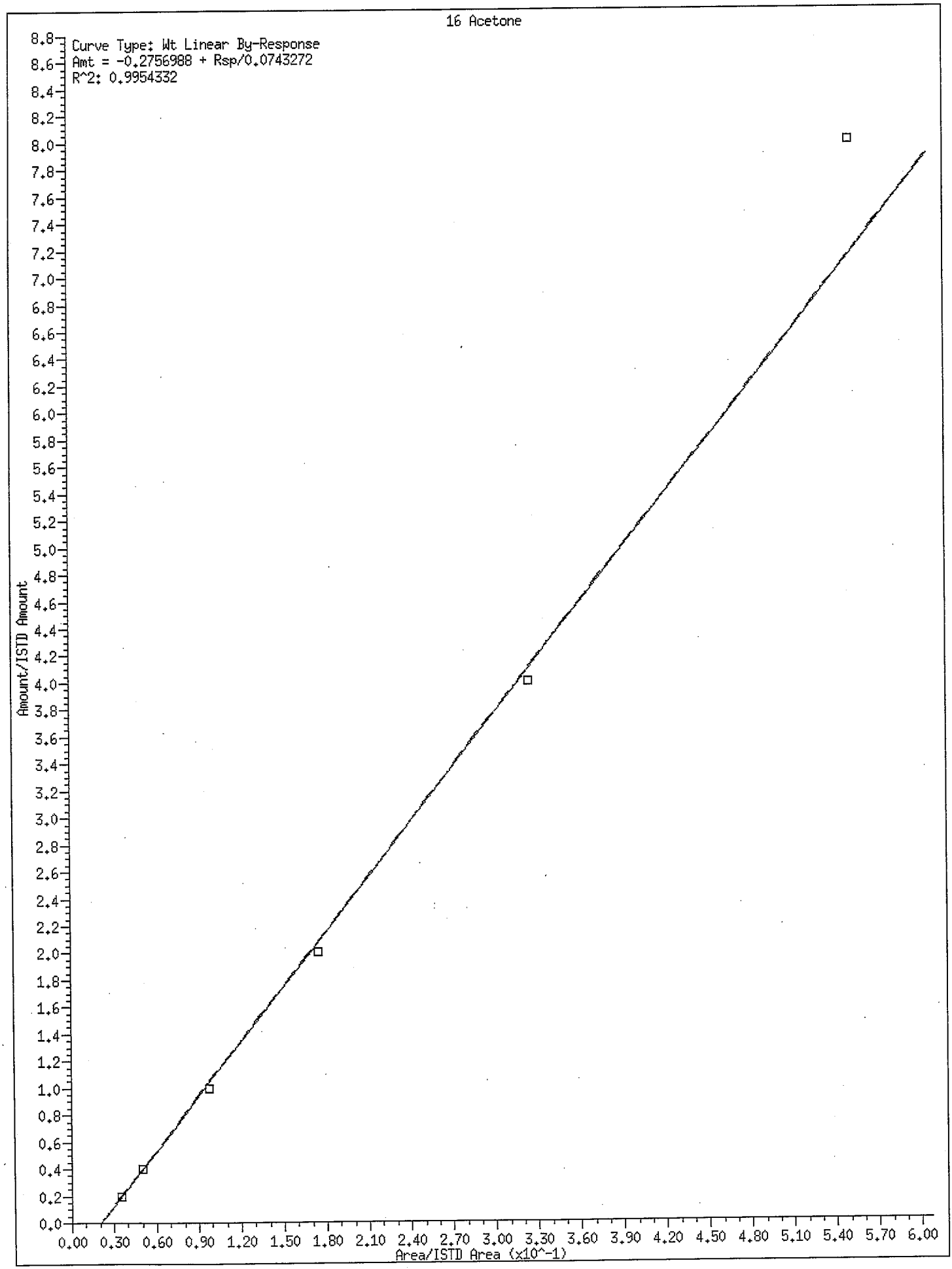
16 Acetone
Curve Type: Wt Linear By-Response
Amt = -0.2756988 + Rsp/0.0743272
R^2: 0.9954332
Amount/ISTD Amount
Area/ISTD Area (x10^-1)
0.0 0.2 0.4 0.6 0.8 1.0 1.2 1.4 1.6 1.8 2.0 2.2 2.4 2.6 2.8 3.0 3.2 3.4 3.6 3.8 4.0 4.2 4.4 4.6 4.8 5.0 5.2 5.4 5.6 5.8 6.0 6.2 6.4 6.6 6.8 7.0 7.2 7.4 7.6 7.8 8.0 8.2 8.4 8.6 8.8
0.00 0.30 0.60 0.90 1.20 1.50 1.80 2.10 2.40 2.70 3.00 3.30 3.60 3.90 4.20 4.50 4.80 5.10 5.40 5.70 6.00

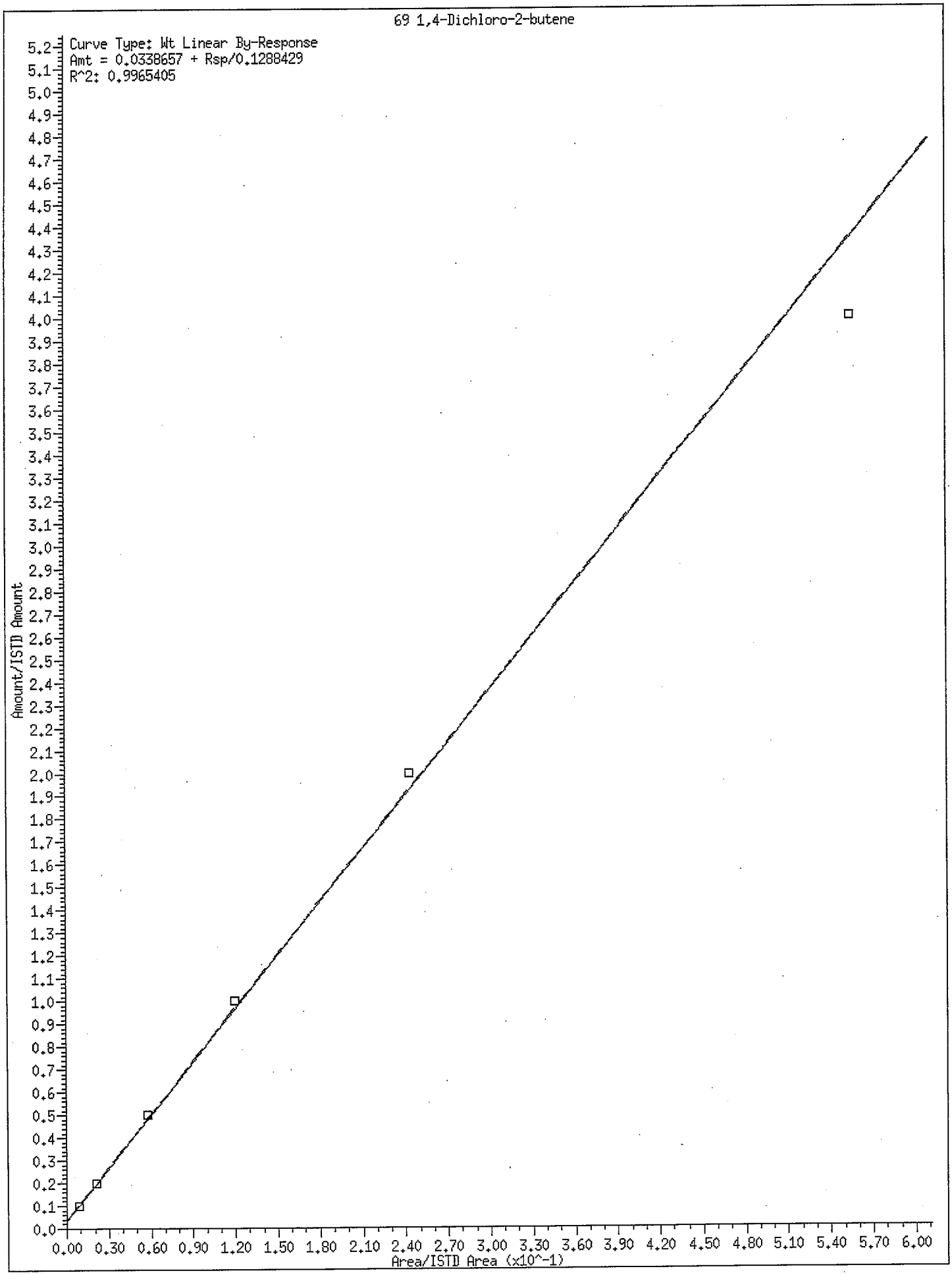
69 1,4-Dichloro-2-butene
Curve Type: Wt Linear By-Response
Amt = 0.0338657 + Rsp/0.1288429
R^2: 0.9965405
Amount/ISTD Amount
Area/ISTD Area (x10^-1)
0.0 0.1 0.2 0.3 0.4 0.5 0.6 0.7 0.8 0.9 1.0 1.1 1.2 1.3 1.4 1.5 1.6 1.7 1.8 1.9 2.0 2.1 2.2 2.3 2.4 2.5 2.6 2.7 2.8 2.9 3.0 3.1 3.2 3.3 3.4 3.5 3.6 3.7 3.8 3.9 4.0 4.1 4.2 4.3 4.4 4.5 4.6 4.7 4.8 4.9 5.0 5.1 5.2
0.00 0.30 0.60 0.90 1.20 1.50 1.80 2.10 2.40 2.70 3.00 3.30 3.60 3.90 4.20 4.50 4.80 5.10 5.40 5.70 6.00

Data File: \\cansvr11\dd\chem\MSV\a3ux10.i\P90402A-IC.b\UXX0530.D
Report Date: 02-Apr-2009 12:35

STL Inc North Canton

VOLATILE REPORT SW-846 Method 8260A/B

Data file : \\cansvr11\dd\chem\MSV\a3ux10.i\P90402A-IC.b\UXX0530.D
Lab Smp Id: 200NG-IC
Inj Date : 02-APR-2009 10:32
Operator : 1904 Inst ID: a3ux10.i
Smp Info : 200NG-IC
Misc Info : P90402A-IC,8260LLUX10,2-8260.SUB,1904,1,6
Comment :
Method : \\cansvr11\dd\chem\MSV\a3ux10.i\P90402A-IC.b\8260LLUX10.m
Meth Date : 02-Apr-2009 12:35 a3ux10.i Quant Type: ISTD
Cal Date : 02-MAR-2009 23:54 Cal File: UXX9865.D
Als bottle: 1 Calibration Sample, Level: 6
Dil Factor: 1.00000
Integrator: HP RTE Compound Sublist: 2-8260.SUB
Target Version: 4.14
Processing Host: CANPMSV24

Concentration Formula: Amt * DF * 1/Vo * CpndVariable

Name	Value	Description
DF	1.000	Dilution Factor
Vo	5.000	Sample volume
Va	100.000	Injection Volume
Cpnd Variable		Local Compound Variable

Compounds	QUANT SIG MASS	RT	EXP RT	REL RT	RESPONSE	AMOUNTS CAL-AMT (ng)	AMOUNTS ON-COL (ng)
* 1 Fluorobenzene	96	5.374	5.374	(1.000)	1778389	50.0000	
* 2 Chlorobenzene-d5	117	8.072	8.072	(1.000)	1285671	50.0000	
* 3 1,4-Dichlorobenzene-d4	152	10.320	10.320	(1.000)	806044	50.0000	
$ 4 Dibromofluoromethane	113	4.794	4.794	(0.892)	1476260	200.000	201.30
$ 5 1,2-Dichloroethane-d4	65	5.090	5.090	(0.947)	1760794	200.000	190.34
$ 6 Toluene-d8	98	6.747	6.747	(0.836)	6155267	200.000	214.18
$ 7 Bromofluorobenzene	95	9.184	9.184	(1.138)	2262202	200.000	208.58
8 Dichlorodifluoromethane	85	1.576	1.576	(0.293)	1210050	200.000	194.37
9 Chloromethane	50	1.730	1.730	(0.322)	1565218	200.000	175.91
10 Vinyl Chloride	62	1.836	1.836	(0.342)	1800609	200.000	183.01
11 Bromomethane	94	2.144	2.144	(0.399)	1214950	200.000	220.36
12 Chloroethane	64	2.238	2.238	(0.417)	1229884	200.000	193.72
13 Trichlorofluoromethane	101	2.463	2.463	(0.458)	1754320	200.000	215.73
15 Acrolein	56	2.806	2.806	(0.522)	449343	2000.00	1353.2
16 Acetone	43	2.937	2.937	(0.546)	980791	400.000	269.94
17 1,1-Dichloroethene	96	2.913	2.913	(0.542)	1604044	200.000	202.13
18 Freon-113	151	2.925	2.925	(0.544)	1249829	200.000	206.66
19 Iodomethane	142	3.055	3.055	(0.568)	2686382	200.000	210.78
20 Carbon Disulfide	76	3.126	3.126	(0.582)	4966001	200.000	210.25
21 Methylene Chloride	84	3.315	3.315	(0.617)	1831545	200.000	188.55
22 Acetonitrile	41	3.185	3.185	(0.593)	2263505	2000.00	1754.3
23 Acrylonitrile	53	3.516	3.516	(0.654)	1429079	400.000	381.29

Data File: \\cansvr11\dd\chem\MSV\a3ux10.i\P90402A-IC.b\UXX0530.D
Report Date: 02-Apr-2009 12:35

Compounds	QUANT SIG MASS	RT	EXP RT	REL RT	RESPONSE	AMOUNTS CAL-AMT (ng)	AMOUNTS ON-COL (ng)
24 Methyl tert-butyl ether	73	3.552	3.552	(0.661)	5055188	200.000	211.12
25 trans-1,2-Dichloroethene	96	3.552	3.552	(0.661)	1863223	200.000	209.74
26 Hexane	86	3.789	3.789	(0.705)	428972	200.000	215.83
27 Vinyl acetate	43	3.931	3.931	(0.731)	3050060	200.000	219.03
28 1,1-Dichloroethane	63	3.907	3.907	(0.727)	3020116	200.000	200.99
29 tert-Butyl Alcohol	59	3.398	3.398	(0.632)	2588777	4000.00	3660.3
30 2-Butanone	43	4.392	4.392	(0.817)	1472183	400.000	354.62
32 cis-1,2-dichloroethene	96	4.404	4.404	(0.819)	1823518	200.000	203.24
33 2,2-Dichloropropane	77	4.404	4.404	(0.819)	1698518	200.000	208.30
34 Bromochloromethane	128	4.605	4.605	(0.857)	889094	200.000	204.18
35 Chloroform	83	4.652	4.652	(0.866)	2721432	200.000	195.23
36 Tetrahydrofuran	42	4.641	4.641	(0.863)	494771	200.000	192.30
37 1,1,1-Trichloroethane	97	4.830	4.830	(0.899)	2271285	200.000	205.50
38 1,1-Dichloropropene	75	4.960	4.960	(0.923)	2243761	200.000	204.70
39 Carbon Tetrachloride	117	4.972	4.972	(0.925)	2135273	200.000	217.24
40 1,2-Dichloroethane	62	5.149	5.149	(0.958)	2157557	200.000	188.99
41 Benzene	78	5.149	5.149	(0.958)	7130578	200.000	200.78
42 Trichloroethene	130	5.682	5.682	(1.057)	1804676	200.000	206.09
43 1,2-Dichloropropane	63	5.883	5.883	(1.095)	1643726	200.000	198.20
44 1,4-Dioxane	88	5.978	5.978	(1.112)	834925	10000.0	8699.4
45 Dibromomethane	93	5.978	5.978	(1.112)	947227	200.000	197.86
46 Bromodichloromethane	83	6.108	6.108	(1.136)	1971239	200.000	204.90
47 2-Chloroethyl vinyl ether	63	6.356	6.356	(1.183)	2091504	400.000	439.90
48 cis-1,3-Dichloropropene	75	6.498	6.498	(1.209)	2499208	200.000	220.01
49 4-Methyl-2-pentanone	43	6.617	6.617	(1.231)	3122956	400.000	396.81
50 Toluene	91	6.806	6.806	(0.843)	7367279	200.000	211.04
51 trans-1,3-Dichloropropene	75	6.983	6.983	(0.865)	2224799	200.000	229.16
52 Ethyl Methacrylate	69	7.043	7.043	(0.872)	2134094	200.000	227.83
53 1,1,2-Trichloroethane	97	7.161	7.161	(0.887)	1403261	200.000	198.63
54 1,3-Dichloropropane	76	7.315	7.315	(0.906)	2562259	200.000	200.59
55 Tetrachloroethene	164	7.303	7.303	(0.905)	1484352	200.000	208.93
56 2-Hexanone	43	7.362	7.362	(0.912)	2093950	400.000	398.61
57 Dibromochloromethane	129	7.528	7.528	(0.933)	1536618	200.000	225.30
58 1,2-Dibromoethane	107	7.646	7.646	(0.947)	1410349	200.000	203.34
59 Chlorobenzene	112	8.096	8.096	(1.003)	4733225	200.000	202.91
60 1,1,1,2-Tetrachloroethane	131	8.167	8.167	(1.012)	1676048	200.000	213.64
61 Ethylbenzene	106	8.190	8.190	(1.015)	2579294	200.000	216.79
62 m + p-Xylene	106	8.297	8.297	(1.028)	6593069	400.000	435.86
64 Xylene-o	106	8.687	8.687	(1.076)	3167130	200.000	216.34
65 Styrene	104	8.687	8.687	(1.076)	5439582	200.000	224.98
66 Bromoform	173	8.877	8.877	(1.100)	1022744	200.000	225.72
67 Isopropylbenzene	105	9.030	9.030	(1.119)	8328760	200.000	224.18
68 1,1,2,2-Tetrachloroethane	83	9.303	9.303	(0.901)	1991781	200.000	197.06
69 1,4-Dichloro-2-butene	53	9.362	9.362	(0.907)	447569	200.000	239.61
70 1,2,3-Trichloropropane	110	9.362	9.362	(0.907)	585677	200.000	192.96
71 Bromobenzene	156	9.350	9.350	(0.906)	2106918	200.000	210.23
72 n-Propylbenzene	120	9.433	9.433	(0.914)	2323544	200.000	221.61
73 2-Chlorotoluene	126	9.527	9.527	(0.923)	2007150	200.000	212.32
74 1,3,5-Trimethylbenzene	105	9.598	9.598	(0.930)	7053448	200.000	222.74
75 4-Chlorotoluene	126	9.634	9.634	(0.934)	2063932	200.000	208.72
76 tert-Butylbenzene	119	9.930	9.930	(0.962)	6029879	200.000	221.04
77 1,2,4-Trimethylbenzene	105	9.977	9.977	(0.967)	7253626	200.000	221.38
78 sec-Butylbenzene	105	10.143	10.143	(0.983)	8828150	200.000	221.65
79 4-Isopropyltoluene	119	10.285	10.285	(0.997)	7660267	200.000	226.34

Data File: \\cansvr11\dd\chem\MSV\a3ux10.i\P90402A-IC.b\UXX0530.D
Report Date: 02-Apr-2009 12:35

	Compounds	QUANT SIG MASS	RT	EXP RT	REL RT	RESPONSE	AMOUNTS CAL-AMT (ng)	AMOUNTS ON-COL (ng)
80	1,3-Dichlorobenzene	146	10.261	10.261	(0.994)	4213673	200.000	207.35
81	1,4-Dichlorobenzene	146	10.344	10.344	(1.002)	4312386	200.000	200.48
82	n-Butylbenzene	91	10.687	10.687	(1.036)	6639513	200.000	226.12
83	1,2-Dichlorobenzene	146	10.723	10.723	(1.039)	4081681	200.000	205.99
84	1,2-Dibromo-3-chloropropane	157	11.504	11.504	(1.115)	380202	200.000	223.84
85	1,2,4-Trichlorobenzene	180	12.332	12.332	(1.195)	2607707	200.000	219.94
86	Hexachlorobutadiene	225	12.509	12.509	(1.212)	1016585	200.000	197.09
87	Naphthalene	128	12.592	12.592	(1.220)	6620204	200.000	236.96
88	1,2,3-Trichlorobenzene	180	12.864	12.864	(1.246)	2265321	200.000	211.30
98	Cyclohexane	56	4.889	4.889	(0.910)	3496778	200.000	207.06
143	Methyl Acetate	43	3.221	3.221	(0.599)	2828003	400.000	368.26
144	Methylcyclohexane	83	5.859	5.859	(1.090)	3440732	200.000	212.89
141	1,3,5-Trichlorobenzene	180	11.717	11.717	(1.135)	2947325	200.000	212.59
149	Vinyl Acetate-86	86	3.942	3.942	(0.734)	354087	200.000	242.65

Data File: \\cansvr11\dd\chem\MSV\a3ux10.i\P90402A-IC.b\UXX0530.D
Report Date: 02-Apr-2009 12:35

STL Inc North Canton

INTERNAL STANDARD COMPOUNDS
AREA AND RT SUMMARY

Instrument ID: a3ux10.i
Lab File ID: UXX0530.D
Lab Smp Id: 200NG-IC
Analysis Type: VOA
Quant Type: ISTD
Operator: 1904
Calibration Date: 02-APR-2009
Calibration Time: 11:15
Level: LOW
Sample Type: WATER
Method File: \\cansvr11\dd\chem\MSV\a3ux10.i\P90402A-IC.b\8260LLUX10.m
Misc Info: P90402A-IC,8260LLUX10,2-8260.SUB,1904,1,6

COMPOUND	STANDARD	AREA LIMIT LOWER	AREA LIMIT UPPER	SAMPLE	%DIFF
1 Fluorobenzene	1625521	812761	3251042	1778389	9.40
2 Chlorobenzene-d5	1203962	601981	2407924	1285671	6.79
3 1,4-Dichlorobenze	766778	383389	1533556	806044	5.12

COMPOUND	STANDARD	RT LIMIT LOWER	RT LIMIT UPPER	SAMPLE	%DIFF
1 Fluorobenzene	5.37	4.87	5.87	5.37	0.01
2 Chlorobenzene-d5	8.07	7.57	8.57	8.07	0.01
3 1,4-Dichlorobenze	10.32	9.82	10.82	10.32	0.00

AREA UPPER LIMIT = +100% of internal standard area.
AREA LOWER LIMIT = - 50% of internal standard area.
RT UPPER LIMIT = + 0.50 minutes of internal standard RT.
RT LOWER LIMIT = - 0.50 minutes of internal standard RT.


Data File: \\cansvr11\dd\chem\MSV\a3ux10,i\P90402A-IC,b\UXK0530,D
Date : 02-APR-2009 10:32
Client ID:
Sample Info: 200NG-IC
Purge Volume: 5.0
Column phase: DB624
Instrument: a3ux10,i
Operator: 1904
Column diameter: 0.18
Y (x10^6)
Min
-Chloromethane
-Vinyl Chloride
-Bromomethane
-Chloroethane
Trichlorofluoromethane
-Acrolein
-Iodomethane
Hexane
Vinyl acetate+
Fluorobenzene
Trichloroethene
1,4-Dioxane+
Bromodichloromethane
2-Chloroethyl vinyl ether
Toluene-d8
2-Hexanone
Dibromochloromethane
1,2-Dibromoethane
1,1,1,2-Tetrachloroethane+
m + p-Xylene
Bromoform
Isopropylbenzene
1,3,5-Trimethylbenzene
sec-Butylbenzene
1,4-Dichlorobenzene-d4
n-Butylbenzene+
-1,2-Dibromo-3-chloropropa
1,3,5-Trichlorobenzene
Hexachlorobutadiene
Naphthalene
1,2,3-Trichlorobenzene

Data File: \\cansvr11\dd\chem\MSV\a3ux10.i\P90402A-IC.b\UXX0531.D
Report Date: 02-Apr-2009 12:35

STL Inc North Canton

VOLATILE REPORT SW-846 Method 8260A/B

Data file : \\cansvr11\dd\chem\MSV\a3ux10.i\P90402A-IC.b\UXX0531.D
Lab Smp Id: 100NG-IC
Inj Date : 02-APR-2009 10:53
Operator : 1904 Inst ID: a3ux10.i
Smp Info : 100NG-IC
Misc Info : P90402A-IC,8260LLUX10,2-8260.SUB,1904,1,5
Comment :
Method : \\cansvr11\dd\chem\MSV\a3ux10.i\P90402A-IC.b\8260LLUX10.m
Meth Date : 02-Apr-2009 12:35 a3ux10.i Quant Type: ISTD
Cal Date : 02-MAR-2009 22:29 Cal File: UXX9861.D
Als bottle: 2 Calibration Sample, Level: 5
Dil Factor: 1.00000
Integrator: HP RTE Compound Sublist: 2-8260.SUB
Target Version: 4.14
Processing Host: CANPMSV24

Concentration Formula: Amt * DF * 1/Vo * CpndVariable

Name	Value	Description
DF	1.000	Dilution Factor
Vo	5.000	Sample volume
Va	100.000	Injection Volume
Cpnd Variable		Local Compound Variable

Compounds	QUANT SIG MASS	RT	EXP RT	REL RT	RESPONSE	AMOUNTS CAL-AMT (ng)	AMOUNTS ON-COL (ng)
* 1 Fluorobenzene	96	5.373	5.373	(1.000)	1641812	50.0000	
* 2 Chlorobenzene-d5	117	8.071	8.071	(1.000)	1251818	50.0000	
* 3 1,4-Dichlorobenzene-d4	152	10.320	10.320	(1.000)	808346	50.0000	
$ 4 Dibromofluoromethane	113	4.794	4.794	(0.892)	669629	100.000	98.905
$ 5 1,2-Dichloroethane-d4	65	5.090	5.090	(0.947)	809835	100.000	94.826
$ 6 Toluene-d8	98	6.746	6.746	(0.836)	2740674	100.000	97.943
$ 7 Bromofluorobenzene	95	9.184	9.184	(1.138)	1071155	100.000	101.43
8 Dichlorodifluoromethane	85	1.575	1.575	(0.293)	582536	100.000	101.36
9 Chloromethane	50	1.741	1.741	(0.324)	708872	100.000	86.296
10 Vinyl Chloride	62	1.847	1.847	(0.344)	833860	100.000	91.804
11 Bromomethane	94	2.155	2.155	(0.401)	483693	100.000	95.028
12 Chloroethane	64	2.250	2.250	(0.419)	541025	100.000	92.308
13 Trichlorofluoromethane	101	2.474	2.474	(0.461)	781734	100.000	104.13
15 Acrolein	56	2.806	2.806	(0.522)	247699	1000.00	807.98
16 Acetone	43	2.936	2.936	(0.546)	532781	200.000	158.83
17 1,1-Dichloroethene	96	2.912	2.912	(0.542)	733394	100.000	100.11
18 Freon-113	151	2.936	2.936	(0.546)	581181	100.000	104.09
19 Iodomethane	142	3.054	3.054	(0.568)	1197228	100.000	101.75
20 Carbon Disulfide	76	3.125	3.125	(0.582)	2161252	100.000	99.115
21 Methylene Chloride	84	3.315	3.315	(0.617)	814808	100.000	90.860
22 Acetonitrile	41	3.184	3.184	(0.593)	1127814	1000.00	946.81
23 Acrylonitrile	53	3.528	3.528	(0.657)	678628	200.000	196.13

Data File: \\cansvr11\dd\chem\MSV\a3ux10.i\P90402A-IC.b\UXX0531.D
Report Date: 02-Apr-2009 12:35

Compounds	QUANT SIG MASS	RT	EXP RT	REL RT	RESPONSE	AMOUNTS CAL-AMT (ng)	AMOUNTS ON-COL (ng)
24 Methyl tert-butyl ether	73	3.551	3.551	(0.661)	2275292	100.000	102.93
25 trans-1,2-Dichloroethene	96	3.551	3.551	(0.661)	817779	100.000	99.715
26 Hexane	86	3.788	3.788	(0.705)	192150	100.000	104.72
27 Vinyl acetate	43	3.930	3.930	(0.731)	1352079	100.000	105.17
28 1,1-Dichloroethane	63	3.906	3.906	(0.727)	1384374	100.000	99.796
29 tert-Butyl Alcohol	59	3.386	3.386	(0.630)	1312096	2000.00	2009.5
30 2-Butanone	43	4.391	4.391	(0.817)	744286	200.000	194.20
32 cis-1,2-dichloroethene	96	4.403	4.403	(0.819)	824285	100.000	99.511
33 2,2-Dichloropropane	77	4.403	4.403	(0.819)	790624	100.000	105.02
34 Bromochloromethane	128	4.604	4.604	(0.857)	408642	100.000	101.65
35 Chloroform	83	4.652	4.652	(0.866)	1278797	100.000	99.369
36 Tetrahydrofuran	42	4.640	4.640	(0.863)	244106	100.000	102.76
37 1,1,1-Trichloroethane	97	4.829	4.829	(0.899)	1048259	100.000	102.73
38 1,1-Dichloropropene	75	4.959	4.959	(0.923)	1031666	100.000	101.95
39 Carbon Tetrachloride	117	4.971	4.971	(0.925)	966688	100.000	106.53
40 1,2-Dichloroethane	62	5.149	5.149	(0.958)	1033362	100.000	98.048
41 Benzene	78	5.149	5.149	(0.958)	3128810	100.000	95.427
42 Trichloroethene	130	5.681	5.681	(1.057)	812762	100.000	100.54
43 1,2-Dichloropropane	63	5.882	5.882	(1.095)	750791	100.000	98.059
44 1,4-Dioxane	88	5.977	5.977	(1.112)	459502	5000.00	5186.0
45 Dibromomethane	93	5.977	5.977	(1.112)	440430	100.000	99.654
46 Bromodichloromethane	83	6.107	6.107	(1.137)	894539	100.000	100.72
47 2-Chloroethyl vinyl ether	63	6.356	6.356	(1.183)	943793	200.000	215.02
48 cis-1,3-Dichloropropene	75	6.498	6.498	(1.209)	1122149	100.000	107.00
49 4-Methyl-2-pentanone	43	6.616	6.616	(1.231)	1532272	200.000	210.89
50 Toluene	91	6.805	6.805	(0.843)	3354052	100.000	98.679
51 trans-1,3-Dichloropropene	75	6.983	6.983	(0.865)	984709	100.000	104.17
52 Ethyl Methacrylate	69	7.042	7.042	(0.872)	975308	100.000	106.94
53 1,1,2-Trichloroethane	97	7.160	7.160	(0.887)	658337	100.000	95.705
54 1,3-Dichloropropane	76	7.314	7.314	(0.906)	1210385	100.000	97.320
55 Tetrachloroethene	164	7.302	7.302	(0.905)	675914	100.000	97.710
56 2-Hexanone	43	7.373	7.373	(0.914)	1038424	200.000	203.02
57 Dibromochloromethane	129	7.527	7.527	(0.933)	687447	100.000	103.52
58 1,2-Dibromoethane	107	7.645	7.645	(0.947)	675161	100.000	99.976
59 Chlorobenzene	112	8.095	8.095	(1.003)	2178572	100.000	95.922
60 1,1,1,2-Tetrachloroethane	131	8.166	8.166	(1.012)	772524	100.000	101.13
61 Ethylbenzene	106	8.190	8.190	(1.015)	1197564	100.000	103.38
62 m + p-Xylene	106	8.296	8.296	(1.028)	3053874	200.000	207.35
64 Xylene-o	106	8.675	8.675	(1.075)	1510472	100.000	105.96
65 Styrene	104	8.687	8.687	(1.076)	2522230	100.000	107.14
66 Bromoform	173	8.876	8.876	(1.100)	483461	100.000	109.59
67 Isopropylbenzene	105	9.030	9.030	(1.119)	3888275	100.000	107.49
68 1,1,2,2-Tetrachloroethane	83	9.302	9.302	(0.901)	994834	100.000	98.147
69 1,4-Dichloro-2-butene	53	9.361	9.361	(0.907)	196846	100.000	105.08
70 1,2,3-Trichloropropane	110	9.361	9.361	(0.907)	300284	100.000	98.649
71 Bromobenzene	156	9.349	9.349	(0.906)	994648	100.000	98.964
72 n-Propylbenzene	120	9.432	9.432	(0.914)	1102764	100.000	104.88
73 2-Chlorotoluene	126	9.527	9.527	(0.923)	968930	100.000	102.20
74 1,3,5-Trimethylbenzene	105	9.598	9.598	(0.930)	3328404	100.000	104.81
75 4-Chlorotoluene	126	9.633	9.633	(0.933)	1007426	100.000	101.59
76 tert-Butylbenzene	119	9.929	9.929	(0.962)	2856647	100.000	104.42
77 1,2,4-Trimethylbenzene	105	9.965	9.965	(0.966)	3406160	100.000	103.66
78 sec-Butylbenzene	105	10.142	10.142	(0.983)	4197032	100.000	105.07
79 4-Isopropyltoluene	119	10.284	10.284	(0.997)	3615600	100.000	106.53

Data File: \\cansvr11\dd\chem\MSV\a3ux10.i\P90402A-IC.b\UXX0531.D
Report Date: 02-Apr-2009 12:35

	Compounds	QUANT SIG MASS	RT	EXP RT	REL RT	RESPONSE	AMOUNTS CAL-AMT (ng)	AMOUNTS ON-COL (ng)
80	1,3-Dichlorobenzene	146	10.260	10.260	(0.994)	2016493	100.000	98.946
81	1,4-Dichlorobenzene	146	10.343	10.343	(1.002)	2058376	100.000	95.421
82	n-Butylbenzene	91	10.686	10.686	(1.036)	3149646	100.000	106.96
83	1,2-Dichlorobenzene	146	10.722	10.722	(1.039)	1938243	100.000	97.539
84	1,2-Dibromo-3-chloropropane	157	11.503	11.503	(1.115)	180901	100.000	106.20
85	1,2,4-Trichlorobenzene	180	12.331	12.331	(1.195)	1216166	100.000	102.28
86	Hexachlorobutadiene	225	12.509	12.509	(1.212)	514617	100.000	99.489
87	Naphthalene	128	12.592	12.592	(1.220)	3150403	100.000	112.44
88	1,2,3-Trichlorobenzene	180	12.852	12.852	(1.245)	1078851	100.000	100.35
98	Cyclohexane	56	4.888	4.888	(0.910)	1676133	100.000	107.51
143	Methyl Acetate	43	3.220	3.220	(0.599)	1363583	200.000	192.34
144	Methylcyclohexane	83	5.859	5.859	(1.090)	1619964	100.000	108.57
141	1,3,5-Trichlorobenzene	180	11.716	11.716	(1.135)	1409276	100.000	101.36
149	Vinyl Acetate-86	86	3.942	3.942	(0.734)	143848	100.000	106.78

Data File: \\cansvr11\dd\chem\MSV\a3ux10.i\P90402A-IC.b\UXX0531.D
Report Date: 02-Apr-2009 12:35

STL Inc North Canton

INTERNAL STANDARD COMPOUNDS
AREA AND RT SUMMARY

Instrument ID: a3ux10.i
Lab File ID: UXX0531.D
Lab Smp Id: 100NG-IC
Analysis Type: VOA
Quant Type: ISTD
Operator: 1904
Calibration Date: 02-APR-2009
Calibration Time: 11:15
Level: LOW
Sample Type: WATER
Method File: \\cansvr11\dd\chem\MSV\a3ux10.i\P90402A-IC.b\8260LLUX10.m
Misc Info: P90402A-IC,8260LLUX10,2-8260.SUB,1904,1,5

COMPOUND	STANDARD	AREA LIMIT LOWER	AREA LIMIT UPPER	SAMPLE	%DIFF
1 Fluorobenzene	1625521	812761	3251042	1641812	1.00
2 Chlorobenzene-d5	1203962	601981	2407924	1251818	3.97
3 1,4-Dichlorobenze	766778	383389	1533556	808346	5.42

COMPOUND	STANDARD	RT LIMIT LOWER	RT LIMIT UPPER	SAMPLE	%DIFF
1 Fluorobenzene	5.37	4.87	5.87	5.37	-0.00
2 Chlorobenzene-d5	8.07	7.57	8.57	8.07	-0.00
3 1,4-Dichlorobenze	10.32	9.82	10.82	10.32	-0.00

AREA UPPER LIMIT = +100% of internal standard area.
AREA LOWER LIMIT = - 50% of internal standard area.
RT UPPER LIMIT = + 0.50 minutes of internal standard RT.
RT LOWER LIMIT = - 0.50 minutes of internal standard RT.


Y (x10^6)
0.1
0.2
0.3
0.4
0.5
0.6
0.7
0.8
0.9
1.0
1.1
1.2
1.3
1.4
1.5
Min
2
3
4
5
6
7
8
9
10
11
12
13
14
-Chloromethane
-Vinyl Chloride
-Bromomethane
-Chloroethane
-Trichlorofluoromethane
-Acrolein
-Iodomethane
-Carbon Disulfide
-Methyl Acetate
-Methylene Chloride
-tert-Butyl Alcohol
Acetone+
Acrylonitrile+
Hexane
Vinyl acetate+
-Bromochloromethane+
-1,2-Dichloroethane-d4
1,1-Dichloropropene+
1,2-Dichloroethane+
Fluorobenzene
Trichloroethene
1,2-Dichloropropane+
1,4-Dioxane+
Bromodichloromethane
2-Chloroethyl vinyl ether
cis-1,3-Dichloropropene
4-Methyl-2-pentanone+
Toluene-d8
Toluene
trans-1,3-Dichloropropene
Ethyl Methacrylate
1,1,2-Trichloroethane+
-Dibromochloromethane+
-1,2-Dibromoethane
Chlorobenzene-d5+
1,1,1,2-Tetrachloroethane+
m + p-Xylene
-Bromoform
Xylene-o+
Isopropylbenzene
Bromofluorobenzene
1,1,2,2-Tetrachloroethane+
n-Propylbenzene
2-Chlorotoluene+
1,3,5-Trimethylbenzene
1,2,4-Trimethylbenzene
sec-Butylbenzene
4-Isopropyltoluene+
1,4-Dichlorobenzene-d4
n-Butylbenzene+
-1,2-Dibromo-3-chloropropa
1,3,5-Trichlorobenzene
1,2,4-Trichlorobenzene
Hexachlorobutadiene
Naphthalene
1,2,3-Trichlorobenzene
\\cansvr11\dd\chem\MSV\a3ux10.i\P90402A-IC.b\UXX0531.D
Data File: \\cansvr11\dd\chem\MSV\a3ux10.i\P90402A-IC.b\UXX0531.D
Date : 02-APR-2009 10:53
Client ID:
Sample Info: 10ONG-IC
Purge Volume: 5.0
Column phase: DB624
Instrument: a3ux10.i
Operator: 1904
Column diameter: 0.18

Data File: \\cansvr11\dd\chem\MSV\a3ux10.i\P90402A-IC.b\UXX0532.D
Report Date: 02-Apr-2009 12:35

STL Inc North Canton

VOLATILE REPORT SW-846 Method 8260A/B

Data file : \\cansvr11\dd\chem\MSV\a3ux10.i\P90402A-IC.b\UXX0532.D
Lab Smp Id: 50NG-IC
Inj Date : 02-APR-2009 11:15
Operator : 1904 Inst ID: a3ux10.i
Smp Info : 50NG-IC
Misc Info : P90402A-IC,8260LLUX10,2-8260.SUB,1904,1,4
Comment :
Method : \\cansvr11\dd\chem\MSV\a3ux10.i\P90402A-IC.b\8260LLUX10.m
Meth Date : 02-Apr-2009 12:35 a3ux10.i Quant Type: ISTD
Cal Date : 02-MAR-2009 22:51 Cal File: UXX9862.D
Als bottle: 3 Calibration Sample, Level: 4
Dil Factor: 1.00000
Integrator: HP RTE Compound Sublist: 2-8260.SUB
Target Version: 4.14
Processing Host: CANPMSV24

Concentration Formula: Amt * DF * 1/Vo * CpndVariable

Name	Value	Description
DF	1.000	Dilution Factor
Vo	5.000	Sample volume
Va	100.000	Injection Volume
Cpnd Variable		Local Compound Variable

Compounds	QUANT SIG MASS	RT	EXP RT	REL RT	RESPONSE	AMOUNTS CAL-AMT (ng)	AMOUNTS ON-COL (ng)
* 1 Fluorobenzene	96	5.374	5.374	(1.000)	1625521	50.0000	
* 2 Chlorobenzene-d5	117	8.072	8.072	(1.000)	1203962	50.0000	
* 3 1,4-Dichlorobenzene-d4	152	10.320	10.320	(1.000)	766778	50.0000	
$ 4 Dibromofluoromethane	113	4.794	4.794	(0.892)	330772	50.0000	49.345
$ 5 1,2-Dichloroethane-d4	65	5.090	5.090	(0.947)	433745	50.0000	51.297
$ 6 Toluene-d8	98	6.746	6.746	(0.836)	1339126	50.0000	49.758
$ 7 Bromofluorobenzene	95	9.184	9.184	(1.138)	510119	50.0000	50.226
8 Dichlorodifluoromethane	85	1.587	1.587	(0.295)	263983	50.0000	46.392
9 Chloromethane	50	1.729	1.729	(0.322)	351664	50.0000	43.240
10 Vinyl Chloride	62	1.836	1.836	(0.342)	393650	50.0000	43.774
11 Bromomethane	94	2.155	2.155	(0.401)	244470	50.0000	48.510
12 Chloroethane	64	2.250	2.250	(0.419)	265771	50.0000	45.799
13 Trichlorofluoromethane	101	2.475	2.475	(0.461)	366257	50.0000	49.275
15 Acrolein	56	2.818	2.818	(0.524)	121287	500.000	399.60
16 Acetone	43	2.936	2.936	(0.546)	283226	100.000	85.282
17 1,1-Dichloroethene	96	2.913	2.913	(0.542)	354671	50.0000	48.897
18 Freon-113	151	2.936	2.936	(0.546)	289899	50.0000	52.444
19 Iodomethane	142	3.066	3.066	(0.571)	584796	50.0000	50.199
20 Carbon Disulfide	76	3.126	3.126	(0.582)	1040511	50.0000	48.196
21 Methylene Chloride	84	3.315	3.315	(0.617)	406013	50.0000	45.729
22 Acetonitrile	41	3.185	3.185	(0.593)	544447	500.000	461.65
23 Acrylonitrile	53	3.528	3.528	(0.657)	334981	100.000	97.782

Data File: \\cansvr11\dd\chem\MSV\a3ux10.i\P90402A-IC.b\UXX0532.D
Report Date: 02-Apr-2009 12:35

Compounds	QUANT SIG MASS	RT	EXP RT	REL RT	RESPONSE	AMOUNTS CAL-AMT (ng)	AMOUNTS ON-COL (ng)
24 Methyl tert-butyl ether	73	3.551	3.551	(0.661)	1095424	50.0000	50.051
25 trans-1,2-Dichloroethene	96	3.563	3.563	(0.663)	391846	50.0000	48.258
26 Hexane	86	3.788	3.788	(0.705)	94951	50.0000	52.266
27 Vinyl acetate	43	3.930	3.930	(0.731)	642545	50.0000	50.481
28 1,1-Dichloroethane	63	3.918	3.918	(0.729)	665338	50.0000	48.443
29 tert-Butyl Alcohol	59	3.386	3.386	(0.630)	639891	1000.00	989.84
30 2-Butanone	43	4.392	4.392	(0.817)	373950	100.000	98.548
32 cis-1,2-dichloroethene	96	4.403	4.403	(0.819)	403786	50.0000	49.235
33 2,2-Dichloropropane	77	4.403	4.403	(0.819)	378628	50.0000	50.800
34 Bromochloromethane	128	4.605	4.605	(0.857)	194361	50.0000	48.832
35 Chloroform	83	4.664	4.664	(0.868)	620362	50.0000	48.689
36 Tetrahydrofuran	42	4.640	4.640	(0.863)	121522	50.0000	51.672
37 1,1,1-Trichloroethane	97	4.829	4.829	(0.899)	512744	50.0000	50.754
38 1,1-Dichloropropene	75	4.960	4.960	(0.923)	498807	50.0000	49.786
39 Carbon Tetrachloride	117	4.971	4.971	(0.925)	468213	50.0000	52.116
40 1,2-Dichloroethane	62	5.149	5.149	(0.958)	512989	50.0000	49.162
41 Benzene	78	5.149	5.149	(0.958)	1563991	50.0000	48.179
42 Trichloroethene	130	5.681	5.681	(1.057)	389681	50.0000	48.685
43 1,2-Dichloropropane	63	5.883	5.883	(1.095)	373272	50.0000	49.240
44 1,4-Dioxane	88	5.977	5.977	(1.112)	229344	2500.00	2614.4
45 Dibromomethane	93	5.977	5.977	(1.112)	218302	50.0000	49.889
46 Bromodichloromethane	83	6.107	6.107	(1.137)	439622	50.0000	49.994
47 2-Chloroethyl vinyl ether	63	6.356	6.356	(1.183)	453520	100.000	104.36
48 cis-1,3-Dichloropropene	75	6.498	6.498	(1.209)	522790	50.0000	50.350
49 4-Methyl-2-pentanone	43	6.616	6.616	(1.231)	752760	100.000	104.64
50 Toluene	91	6.806	6.806	(0.843)	1619160	50.0000	49.530
51 trans-1,3-Dichloropropene	75	6.983	6.983	(0.865)	462445	50.0000	50.865
52 Ethyl Methacrylate	69	7.042	7.042	(0.872)	451427	50.0000	51.464
53 1,1,2-Trichloroethane	97	7.160	7.160	(0.887)	323527	50.0000	48.902
54 1,3-Dichloropropane	76	7.314	7.314	(0.906)	585841	50.0000	48.976
55 Tetrachloroethene	164	7.302	7.302	(0.905)	322209	50.0000	48.430
56 2-Hexanone	43	7.362	7.362	(0.912)	515195	100.000	104.73
57 Dibromochloromethane	129	7.527	7.527	(0.933)	326991	50.0000	51.198
58 1,2-Dibromoethane	107	7.646	7.646	(0.947)	328809	50.0000	50.624
59 Chlorobenzene	112	8.095	8.095	(1.003)	1064385	50.0000	48.727
60 1,1,1,2-Tetrachloroethane	131	8.166	8.166	(1.012)	374671	50.0000	50.999
61 Ethylbenzene	106	8.190	8.190	(1.015)	553484	50.0000	49.678
62 m + p-Xylene	106	8.296	8.296	(1.028)	1425178	100.000	100.61
64 Xylene-o	106	8.675	8.675	(1.075)	694344	50.0000	50.647
65 Styrene	104	8.687	8.687	(1.076)	1173562	50.0000	51.832
66 Bromoform	173	8.876	8.876	(1.100)	216858	50.0000	51.110
67 Isopropylbenzene	105	9.030	9.030	(1.119)	1792446	50.0000	51.522
68 1,1,2,2-Tetrachloroethane	83	9.302	9.302	(0.901)	473686	50.0000	49.266
69 1,4-Dichloro-2-butene	53	9.361	9.361	(0.907)	91876	50.0000	51.705
70 1,2,3-Trichloropropane	110	9.361	9.361	(0.907)	140651	50.0000	48.712
71 Bromobenzene	156	9.338	9.338	(0.905)	476724	50.0000	50.004
72 n-Propylbenzene	120	9.432	9.432	(0.914)	523056	50.0000	52.442
73 2-Chlorotoluene	126	9.527	9.527	(0.923)	456631	50.0000	50.777
74 1,3,5-Trimethylbenzene	105	9.598	9.598	(0.930)	1555464	50.0000	51.635
75 4-Chlorotoluene	126	9.634	9.634	(0.934)	473862	50.0000	50.376
76 tert-Butylbenzene	119	9.929	9.929	(0.962)	1319417	50.0000	50.843
77 1,2,4-Trimethylbenzene	105	9.965	9.965	(0.966)	1611324	50.0000	51.696
78 sec-Butylbenzene	105	10.142	10.142	(0.983)	1917147	50.0000	50.598
79 4-Isopropyltoluene	119	10.284	10.284	(0.997)	1669055	50.0000	51.842

Data File: \\cansvr11\dd\chem\MSV\a3ux10.i\P90402A-IC.b\UXX0532.D
Report Date: 02-Apr-2009 12:35

	Compounds	QUANT SIG MASS	RT	EXP RT	REL RT	RESPONSE	AMOUNTS CAL-AMT (ng)	AMOUNTS ON-COL (ng)
80	1,3-Dichlorobenzene	146	10.261	10.261	(0.994)	934082	50.0000	48.319
81	1,4-Dichlorobenzene	146	10.344	10.344	(1.002)	995275	50.0000	48.640
82	n-Butylbenzene	91	10.687	10.687	(1.036)	1389901	50.0000	49.760
83	1,2-Dichlorobenzene	146	10.722	10.722	(1.039)	894698	50.0000	47.465
84	1,2-Dibromo-3-chloropropane	157	11.503	11.503	(1.115)	83591	50.0000	51.733
85	1,2,4-Trichlorobenzene	180	12.331	12.331	(1.195)	554133	50.0000	49.129
86	Hexachlorobutadiene	225	12.509	12.509	(1.212)	236896	50.0000	48.281
87	Naphthalene	128	12.592	12.592	(1.220)	1420779	50.0000	53.459
88	1,2,3-Trichlorobenzene	180	12.852	12.852	(1.245)	512394	50.0000	50.243
98	Cyclohexane	56	4.889	4.889	(0.910)	809601	50.0000	52.449
143	Methyl Acetate	43	3.220	3.220	(0.599)	689666	100.000	98.254
144	Methylcyclohexane	83	5.859	5.859	(1.090)	774086	50.0000	52.399
141	1,3,5-Trichlorobenzene	180	11.716	11.716	(1.135)	641111	50.0000	48.612
149	Vinyl Acetate-86	86	3.942	3.942	(0.734)	66326	50.0000	49.727

Data File: \\cansvr11\dd\chem\MSV\a3ux10.i\P90402A-IC.b\UXX0532.D
Report Date: 02-Apr-2009 12:35

STL Inc North Canton

INTERNAL STANDARD COMPOUNDS
AREA AND RT SUMMARY

Instrument ID: a3ux10.i
Lab File ID: UXX0532.D
Lab Smp Id: 50NG-IC
Analysis Type: VOA
Quant Type: ISTD
Operator: 1904
Calibration Date: 02-APR-2009
Calibration Time: 11:15
Level: LOW
Sample Type: WATER
Method File: \\cansvr11\dd\chem\MSV\a3ux10.i\P90402A-IC.b\8260LLUX10.m
Misc Info: P90402A-IC,8260LLUX10,2-8260.SUB,1904,1,4

COMPOUND	STANDARD	AREA LIMIT LOWER	AREA LIMIT UPPER	SAMPLE	%DIFF
1 Fluorobenzene	1625521	812761	3251042	1625521	0.00
2 Chlorobenzene-d5	1203962	601981	2407924	1203962	0.00
3 1,4-Dichlorobenze	766778	383389	1533556	766778	0.00

COMPOUND	STANDARD	RT LIMIT LOWER	RT LIMIT UPPER	SAMPLE	%DIFF
1 Fluorobenzene	5.37	4.87	5.87	5.37	0.00
2 Chlorobenzene-d5	8.07	7.57	8.57	8.07	0.00
3 1,4-Dichlorobenze	10.32	9.82	10.82	10.32	0.00

AREA UPPER LIMIT = +100% of internal standard area.
AREA LOWER LIMIT = - 50% of internal standard area.
RT UPPER LIMIT = + 0.50 minutes of internal standard RT.
RT LOWER LIMIT = - 0.50 minutes of internal standard RT.



Data File: \\cansvr11\dd\chem\MSV\a3ux10.i\P90402A-IC.b\UXX0532.D
Date : 02-APR-2009 11:15
Client ID:
Sample Info: 50NG-IC
Purge Volume: 5.0
Column phase: DB624

Instrument: a3ux10.i
Operator: 1904
Column diameter: 0.18

\\cansvr11\dd\chem\MSV\a3ux10.i\P90402A-IC.b\UXX0532.D

Data File: \\cansvr11\dd\chem\MSV\a3ux10.i\P90402A-IC.b\UXX0533.D
Report Date: 02-Apr-2009 12:35

STL Inc North Canton

VOLATILE REPORT SW-846 Method 8260A/B

Data file : \\cansvr11\dd\chem\MSV\a3ux10.i\P90402A-IC.b\UXX0533.D
Lab Smp Id: 25NG-IC
Inj Date : 02-APR-2009 11:37
Operator : 1904 Inst ID: a3ux10.i
Smp Info : 25NG-IC
Misc Info : P90402A-IC,8260LLUX10,2-8260.SUB,1904,1,3
Comment :
Method : \\cansvr11\dd\chem\MSV\a3ux10.i\P90402A-IC.b\8260LLUX10.m
Meth Date : 02-Apr-2009 12:35 a3ux10.i Quant Type: ISTD
Cal Date : 02-MAR-2009 23:12 Cal File: UXX9863.D
Als bottle: 4 Calibration Sample, Level: 3
Dil Factor: 1.00000
Integrator: HP RTE Compound Sublist: 2-8260.SUB
Target Version: 4.14
Processing Host: CANPMSV24

Concentration Formula: Amt * DF * 1/Vo * CpndVariable

Name	Value	Description
DF	1.000	Dilution Factor
Vo	5.000	Sample volume
Va	100.000	Injection Volume
Cpnd Variable		Local Compound Variable

Compounds	QUANT SIG MASS	RT	EXP RT	REL RT	RESPONSE	AMOUNTS CAL-AMT (ng)	AMOUNTS ON-COL (ng)
* 1 Fluorobenzene	96	5.372	5.372	(1.000)	1587750	50.0000	
* 2 Chlorobenzene-d5	117	8.070	8.070	(1.000)	1165701	50.0000	
* 3 1,4-Dichlorobenzene-d4	152	10.330	10.330	(1.000)	739024	50.0000	
$ 4 Dibromofluoromethane	113	4.792	4.792	(0.892)	173910	25.0000	26.561
$ 5 1,2-Dichloroethane-d4	65	5.088	5.088	(0.947)	216993	25.0000	26.273
$ 6 Toluene-d8	98	6.745	6.745	(0.836)	670143	25.0000	25.718
$ 7 Bromofluorobenzene	95	9.182	9.182	(1.138)	246589	25.0000	25.076
8 Dichlorodifluoromethane	85	1.585	1.585	(0.295)	121366	25.0000	21.836
9 Chloromethane	50	1.739	1.739	(0.324)	180873	25.0000	22.769
10 Vinyl Chloride	62	1.846	1.846	(0.344)	212594	25.0000	24.203
11 Bromomethane	94	2.153	2.153	(0.401)	111261	25.0000	22.603
12 Chloroethane	64	2.260	2.260	(0.421)	135539	25.0000	23.912
13 Trichlorofluoromethane	101	2.473	2.473	(0.460)	172945	25.0000	23.821
15 Acrolein	56	2.816	2.816	(0.524)	59823	250.000	201.78
16 Acetone	43	2.946	2.946	(0.548)	155399	50.0000	47.906
17 1,1-Dichloroethene	96	2.911	2.911	(0.542)	178649	25.0000	25.216
18 Freon-113	151	2.934	2.934	(0.546)	123346	25.0000	22.844
19 Iodomethane	142	3.076	3.076	(0.573)	283876	25.0000	24.948
20 Carbon Disulfide	76	3.124	3.124	(0.582)	514652	25.0000	24.405
21 Methylene Chloride	84	3.325	3.325	(0.619)	216548	25.0000	24.970
22 Acetonitrile	41	3.183	3.183	(0.593)	292943	250.000	254.30
23 Acrylonitrile	53	3.526	3.526	(0.656)	164676	50.0000	49.213

Data File: \\cansvr11\dd\chem\MSV\a3ux10.i\P90402A-IC.b\UXX0533.D
Report Date: 02-Apr-2009 12:35

Compounds	QUANT SIG MASS	RT	EXP RT	REL RT	RESPONSE	AMOUNTS CAL-AMT (ng)	AMOUNTS ON-COL (ng)
24 Methyl tert-butyl ether	73	3.550	3.550	(0.661)	552622	25.0000	25.851
25 trans-1,2-Dichloroethene	96	3.561	3.561	(0.663)	208524	25.0000	26.292
26 Hexane	86	3.786	3.786	(0.705)	39213	25.0000	22.098
27 Vinyl acetate	43	3.940	3.940	(0.733)	301699	25.0000	24.266
28 1,1-Dichloroethane	63	3.916	3.916	(0.729)	346015	25.0000	25.792
29 tert-Butyl Alcohol	59	3.396	3.396	(0.632)	303129	500.000	480.06
30 2-Butanone	43	4.402	4.402	(0.819)	191820	50.0000	51.753
32 cis-1,2-dichloroethene	96	4.402	4.402	(0.819)	210903	25.0000	26.328
33 2,2-Dichloropropane	77	4.402	4.402	(0.819)	188260	25.0000	25.860
34 Bromochloromethane	128	4.603	4.603	(0.857)	103904	25.0000	26.726
35 Chloroform	83	4.662	4.662	(0.868)	329030	25.0000	26.438
36 Tetrahydrofuran	42	4.638	4.638	(0.863)	57737	25.0000	25.134
37 1,1,1-Trichloroethane	97	4.828	4.828	(0.899)	261936	25.0000	26.545
38 1,1-Dichloropropene	75	4.970	4.970	(0.925)	255253	25.0000	26.083
39 Carbon Tetrachloride	117	4.970	4.970	(0.925)	229733	25.0000	26.180
40 1,2-Dichloroethane	62	5.147	5.147	(0.958)	272608	25.0000	26.746
41 Benzene	78	5.147	5.147	(0.958)	826854	25.0000	26.077
42 Trichloroethene	130	5.680	5.680	(1.057)	202202	25.0000	25.863
43 1,2-Dichloropropane	63	5.881	5.881	(1.095)	194675	25.0000	26.292
44 1,4-Dioxane	88	5.987	5.987	(1.115)	110132	1250.00	1285.3
45 Dibromomethane	93	5.975	5.975	(1.112)	108509	25.0000	25.388
46 Bromodichloromethane	83	6.106	6.106	(1.137)	225049	25.0000	26.201
47 2-Chloroethyl vinyl ether	63	6.354	6.354	(1.183)	215645	50.0000	50.801
48 cis-1,3-Dichloropropene	75	6.496	6.496	(1.209)	262783	25.0000	25.911
49 4-Methyl-2-pentanone	43	6.614	6.614	(1.231)	362390	50.0000	51.574
50 Toluene	91	6.804	6.804	(0.843)	817745	25.0000	25.836
51 trans-1,3-Dichloropropene	75	6.981	6.981	(0.865)	231631	25.0000	26.314
52 Ethyl Methacrylate	69	7.040	7.040	(0.872)	220628	25.0000	25.978
53 1,1,2-Trichloroethane	97	7.159	7.159	(0.887)	162671	25.0000	25.395
54 1,3-Dichloropropane	76	7.312	7.312	(0.906)	299571	25.0000	25.866
55 Tetrachloroethene	164	7.301	7.301	(0.905)	167768	25.0000	26.044
56 2-Hexanone	43	7.372	7.372	(0.913)	251892	50.0000	52.886
57 Dibromochloromethane	129	7.525	7.525	(0.933)	158083	25.0000	25.564
58 1,2-Dibromoethane	107	7.644	7.644	(0.947)	165131	25.0000	26.259
59 Chlorobenzene	112	8.093	8.093	(1.003)	550841	25.0000	26.045
60 1,1,1,2-Tetrachloroethane	131	8.164	8.164	(1.012)	181189	25.0000	25.472
61 Ethylbenzene	106	8.188	8.188	(1.015)	280369	25.0000	25.990
62 m + p-Xylene	106	8.295	8.295	(1.028)	724252	50.0000	52.807
64 Xylene-o	106	8.685	8.685	(1.076)	346020	25.0000	26.068
65 Styrene	104	8.697	8.697	(1.078)	567293	25.0000	25.877
66 Bromoform	173	8.874	8.874	(1.100)	103486	25.0000	25.190
67 Isopropylbenzene	105	9.028	9.028	(1.119)	864578	25.0000	25.667
68 1,1,2,2-Tetrachloroethane	83	9.312	9.312	(0.901)	224059	25.0000	24.178
69 1,4-Dichloro-2-butene	53	9.360	9.360	(0.906)	42731	25.0000	24.951
70 1,2,3-Trichloropropane	110	9.360	9.360	(0.906)	69950	25.0000	25.136
71 Bromobenzene	156	9.348	9.348	(0.905)	236587	25.0000	25.748
72 n-Propylbenzene	120	9.431	9.431	(0.913)	255345	25.0000	26.562
73 2-Chlorotoluene	126	9.525	9.525	(0.922)	229710	25.0000	26.503
74 1,3,5-Trimethylbenzene	105	9.596	9.596	(0.929)	765746	25.0000	26.374
75 4-Chlorotoluene	126	9.632	9.632	(0.932)	238388	25.0000	26.294
76 tert-Butylbenzene	119	9.928	9.928	(0.961)	664275	25.0000	26.559
77 1,2,4-Trimethylbenzene	105	9.975	9.975	(0.966)	783615	25.0000	26.085
78 sec-Butylbenzene	105	10.141	10.141	(0.982)	936017	25.0000	25.632
79 4-Isopropyltoluene	119	10.283	10.283	(0.995)	798115	25.0000	25.721

Data File: \\cansvr11\dd\chem\MSV\a3ux10.i\P90402A-IC.b\UXX0533.D
Report Date: 02-Apr-2009 12:35

	Compounds	QUANT SIG MASS	RT	EXP RT	REL RT	RESPONSE	AMOUNTS CAL-AMT (ng)	AMOUNTS ON-COL (ng)
80	1,3-Dichlorobenzene	146	10.259	10.259	(0.993)	476277	25.0000	25.562
81	1,4-Dichlorobenzene	146	10.354	10.354	(1.002)	496553	25.0000	25.178
82	n-Butylbenzene	91	10.685	10.685	(1.034)	676162	25.0000	25.116
83	1,2-Dichlorobenzene	146	10.720	10.720	(1.038)	475075	25.0000	26.150
84	1,2-Dibromo-3-chloropropane	157	11.501	11.501	(1.113)	39517	25.0000	25.375
85	1,2,4-Trichlorobenzene	180	12.341	12.341	(1.195)	269944	25.0000	24.832
86	Hexachlorobutadiene	225	12.507	12.507	(1.211)	120571	25.0000	25.496
87	Naphthalene	128	12.590	12.590	(1.219)	631631	25.0000	24.659
88	1,2,3-Trichlorobenzene	180	12.862	12.862	(1.245)	250461	25.0000	25.481
98	Cyclohexane	56	4.887	4.887	(0.910)	357006	25.0000	23.678
143	Methyl Acetate	43	3.218	3.218	(0.599)	348609	50.0000	50.846
144	Methylcyclohexane	83	5.857	5.857	(1.090)	337920	25.0000	23.418
141	1,3,5-Trichlorobenzene	180	11.714	11.714	(1.134)	325064	25.0000	25.573
149	Vinyl Acetate-86	86	3.940	3.940	(0.733)	30282	25.0000	23.244

Data File: \\cansvr11\dd\chem\MSV\a3ux10.i\P90402A-IC.b\UXX0533.D
Report Date: 02-Apr-2009 12:35

STL Inc North Canton

INTERNAL STANDARD COMPOUNDS
AREA AND RT SUMMARY

Instrument ID: a3ux10.i
Lab File ID: UXX0533.D
Lab Smp Id: 25NG-IC
Analysis Type: VOA
Quant Type: ISTD
Operator: 1904

Calibration Date: 02-APR-2009
Calibration Time: 11:15

Level: LOW
Sample Type: WATER

Method File: \\cansvr11\dd\chem\MSV\a3ux10.i\P90402A-IC.b\8260LLUX10.m
Misc Info: P90402A-IC,8260LLUX10,2-8260.SUB,1904,1,3

COMPOUND	STANDARD	AREA LIMIT LOWER	AREA LIMIT UPPER	SAMPLE	%DIFF
1 Fluorobenzene	1625521	812761	3251042	1587750	-2.32
2 Chlorobenzene-d5	1203962	601981	2407924	1165701	-3.18
3 1,4-Dichlorobenze	766778	383389	1533556	739024	-3.62

COMPOUND	STANDARD	RT LIMIT LOWER	RT LIMIT UPPER	SAMPLE	%DIFF
1 Fluorobenzene	5.37	4.87	5.87	5.37	-0.03
2 Chlorobenzene-d5	8.07	7.57	8.57	8.07	-0.02
3 1,4-Dichlorobenze	10.32	9.82	10.82	10.33	0.10

AREA UPPER LIMIT = +100% of internal standard area.
AREA LOWER LIMIT = - 50% of internal standard area.
RT UPPER LIMIT = + 0.50 minutes of internal standard RT.
RT LOWER LIMIT = - 0.50 minutes of internal standard RT.


Data File: \\cansvr11\dd\chem\MSV\a3ux10.i\P90402A-IC.b\UXK0533.D
Date : 02-APR-2009 11:37
Client ID:
Sample Info: 25NG-IC
Purge Volume: 5.0
Column phase: DB624
Instrument: a3ux10.i
Operator: 1904
Column diameter: 0.18
Y (x10^6)
Min
-Chloromethane
-Vinyl Chloride
-Bromomethane
-Chloroethane
-Trichlorofluoromethane
-Acrolein
-Acetone+
-Iodomethane
-Carbon Disulfide
-Acetonitrile+
-Methylene Chloride
-tert-Butyl Alcohol
-Acrylonitrile+
-Hexane
-Vinyl acetate+
-2-Butanone+
-Bromochloromethane
-Chloroform
-Dibromofluoromethane+
-Cyclohexane
-1,1-Dichloropropene+
-1,2-Dichloroethane-d4
-1,2-Dichloroethane+
Fluorobenzene
-Trichloroethene
-1,2-Dichloropropane+
-1,4-Dioxane+
-Bromodichloromethane
-2-Chloroethyl vinyl ether
-cis-1,3-Dichloropropene
-4-Methyl-2-pentanone
-Toluene-d8
-Toluene
-trans-1,3-Dichloropropene
-Ethyl Methacrylate
-1,1,2-Trichloroethane
-1,3-Dichloropropane+
-2-Hexanone
-Dibromochloromethane
-1,2-Dibromoethane
Chlorobenzene-d5+
1,1,1,2-Tetrachloroethane+
m + p-Xylene
Xylene-o+
-Bromoform
-Isopropylbenzene
-Bromofluorobenzene
-1,1,2,2-Tetrachloroethane+
-n-Propylbenzene
-2-Chlorotoluene
1,3,5-Trimethylbenzene+
-tert-Butylbenzene
1,2,4-Trimethylbenzene
-sec-Butylbenzene
4-Isopropyltoluene+
1,4-Dichlorobenzene-d4+
-n-Butylbenzene+
-1,2-Dibromo-3-chloropropa
-1,3,5-Trichlorobenzene
-1,2,4-Trichlorobenzene
-Hexachlorobutadiene
-Naphthalene
-1,2,3-Trichlorobenzene
\\cansvr11\dd\chem\MSV\a3ux10.i\P90402A-IC.b\UXK0533.D

Data File: \\cansvr11\dd\chem\MSV\a3ux10.i\P90402A-IC.b\UXX0534.D
Report Date: 02-Apr-2009 12:35

STL Inc North Canton

VOLATILE REPORT SW-846 Method 8260A/B

Data file : \\cansvr11\dd\chem\MSV\a3ux10.i\P90402A-IC.b\UXX0534.D
Lab Smp Id: 10NG-IC
Inj Date : 02-APR-2009 11:58
Operator : 1904 Inst ID: a3ux10.i
Smp Info : 10NG-IC
Misc Info : P90402A-IC,8260LLUX10,2-8260.SUB,1904,1,2
Comment :
Method : \\cansvr11\dd\chem\MSV\a3ux10.i\P90402A-IC.b\8260LLUX10.m
Meth Date : 02-Apr-2009 12:35 a3ux10.i Quant Type: ISTD
Cal Date : 02-MAR-2009 23:33 Cal File: UXX9864.D
Als bottle: 5 Calibration Sample, Level: 2
Dil Factor: 1.00000
Integrator: HP RTE Compound Sublist: 2-8260.SUB
Target Version: 4.14
Processing Host: CANPMSV24

Concentration Formula: Amt * DF * 1/Vo * CpndVariable

Name	Value	Description
DF	1.000	Dilution Factor
Vo	5.000	Sample volume
Va	100.000	Injection Volume
Cpnd Variable		Local Compound Variable

Compounds	QUANT SIG MASS	RT	EXP RT	REL RT	RESPONSE	AMOUNTS CAL-AMT (ng)	AMOUNTS ON-COL (ng)
* 1 Fluorobenzene	96	5.372	5.372	(1.000)	1559064	50.0000	
* 2 Chlorobenzene-d5	117	8.070	8.070	(1.000)	1118310	50.0000	
* 3 1,4-Dichlorobenzene-d4	152	10.330	10.330	(1.000)	698355	50.0000	
$ 4 Dibromofluoromethane	113	4.792	4.792	(0.892)	61902	10.0000	9.628
$ 5 1,2-Dichloroethane-d4	65	5.088	5.088	(0.947)	83436	10.0000	10.288
$ 6 Toluene-d8	98	6.744	6.744	(0.836)	236450	10.0000	9.459
$ 7 Bromofluorobenzene	95	9.182	9.182	(1.138)	87716	10.0000	9.298
8 Dichlorodifluoromethane	85	1.585	1.585	(0.295)	55270	10.0000	10.127
9 Chloromethane	50	1.739	1.739	(0.324)	73940	10.0000	9.479
10 Vinyl Chloride	62	1.846	1.846	(0.344)	86108	10.0000	9.983
11 Bromomethane	94	2.153	2.153	(0.401)	45721	10.0000	9.459
12 Chloroethane	64	2.248	2.248	(0.419)	55086	10.0000	9.897
13 Trichlorofluoromethane	101	2.473	2.473	(0.460)	74906	10.0000	10.507
15 Acrolein	56	2.816	2.816	(0.524)	23798	100.000	81.748
16 Acetone	43	2.946	2.946	(0.548)	78679	20.0000	24.701
17 1,1-Dichloroethene	96	2.911	2.911	(0.542)	67356	10.0000	9.682
18 Freon-113	151	2.934	2.934	(0.546)	56190	10.0000	10.598
19 Iodomethane	142	3.053	3.053	(0.568)	108794	10.0000	9.737
20 Carbon Disulfide	76	3.124	3.124	(0.582)	195482	10.0000	9.440
21 Methylene Chloride	84	3.325	3.325	(0.619)	82532	10.0000	9.692
22 Acetonitrile	41	3.183	3.183	(0.593)	116555	100.000	103.04
23 Acrylonitrile	53	3.526	3.526	(0.656)	64636	20.0000	19.672

Data File: \\cansvr11\dd\chem\MSV\a3ux10.i\P90402A-IC.b\UXX0534.D
Report Date: 02-Apr-2009 12:35

Compounds	QUANT SIG MASS	RT	EXP RT	REL RT	RESPONSE	AMOUNTS CAL-AMT (ng)	AMOUNTS ON-COL (ng)
24 Methyl tert-butyl ether	73	3.550	3.550	(0.661)	195981	10.0000	9.336
25 trans-1,2-Dichloroethene	96	3.561	3.561	(0.663)	73155	10.0000	9.394
26 Hexane	86	3.786	3.786	(0.705)	18576	10.0000	10.661
27 Vinyl acetate	43	3.940	3.940	(0.733)	113719	10.0000	9.315
28 1,1-Dichloroethane	63	3.916	3.916	(0.729)	128622	10.0000	9.764
29 tert-Butyl Alcohol	59	3.396	3.396	(0.632)	124853	200.000	201.37
30 2-Butanone	43	4.402	4.402	(0.819)	77172	20.0000	21.204
32 cis-1,2-dichloroethene	96	4.402	4.402	(0.819)	75192	10.0000	9.559
33 2,2-Dichloropropane	77	4.402	4.402	(0.819)	70231	10.0000	9.824
34 Bromochloromethane	128	4.603	4.603	(0.857)	35563	10.0000	9.316
35 Chloroform	83	4.662	4.662	(0.868)	124868	10.0000	10.218
36 Tetrahydrofuran	42	4.650	4.650	(0.866)	23207	10.0000	10.288
37 1,1,1-Trichloroethane	97	4.828	4.828	(0.899)	95430	10.0000	9.849
38 1,1-Dichloropropene	75	4.970	4.970	(0.925)	93681	10.0000	9.749
39 Carbon Tetrachloride	117	4.970	4.970	(0.925)	85075	10.0000	9.873
40 1,2-Dichloroethane	62	5.147	5.147	(0.958)	99648	10.0000	9.957
41 Benzene	78	5.147	5.147	(0.958)	297076	10.0000	9.542
42 Trichloroethene	130	5.691	5.691	(1.059)	74454	10.0000	9.698
43 1,2-Dichloropropane	63	5.881	5.881	(1.095)	69863	10.0000	9.609
44 1,4-Dioxane	88	5.987	5.987	(1.115)	42439	500.000	504.39
45 Dibromomethane	93	5.975	5.975	(1.112)	41137	10.0000	9.802
46 Bromodichloromethane	83	6.105	6.105	(1.137)	77582	10.0000	9.199
47 2-Chloroethyl vinyl ether	63	6.354	6.354	(1.183)	71084	20.0000	17.054
48 cis-1,3-Dichloropropene	75	6.496	6.496	(1.209)	87963	10.0000	8.833
49 4-Methyl-2-pentanone	43	6.614	6.614	(1.231)	133431	20.0000	19.339
50 Toluene	91	6.804	6.804	(0.843)	292839	10.0000	9.644
51 trans-1,3-Dichloropropene	75	6.981	6.981	(0.865)	73821	10.0000	8.742
52 Ethyl Methacrylate	69	7.052	7.052	(0.874)	71405	10.0000	8.764
53 1,1,2-Trichloroethane	97	7.159	7.159	(0.887)	59394	10.0000	9.665
54 1,3-Dichloropropane	76	7.312	7.312	(0.906)	106108	10.0000	9.550
55 Tetrachloroethene	164	7.301	7.301	(0.905)	64328	10.0000	10.409
56 2-Hexanone	43	7.372	7.372	(0.913)	91751	20.0000	20.080
57 Dibromochloromethane	129	7.525	7.525	(0.933)	54474	10.0000	9.182
58 1,2-Dibromoethane	107	7.644	7.644	(0.947)	57000	10.0000	9.448
59 Chlorobenzene	112	8.093	8.093	(1.003)	199150	10.0000	9.815
60 1,1,1,2-Tetrachloroethane	131	8.164	8.164	(1.012)	63888	10.0000	9.362
61 Ethylbenzene	106	8.188	8.188	(1.015)	97126	10.0000	9.385
62 m + p-Xylene	106	8.295	8.295	(1.028)	240124	20.0000	18.250
64 Xylene-o	106	8.685	8.685	(1.076)	114190	10.0000	8.967
65 Styrene	104	8.697	8.697	(1.078)	181882	10.0000	8.648
66 Bromoform	173	8.886	8.886	(1.101)	35620	10.0000	9.038
67 Isopropylbenzene	105	9.028	9.028	(1.119)	284513	10.0000	8.804
68 1,1,2,2-Tetrachloroethane	83	9.312	9.312	(0.901)	84675	10.0000	9.669
69 1,4-Dichloro-2-butene	53	9.360	9.360	(0.906)	14996	10.0000	9.266
70 1,2,3-Trichloropropane	110	9.360	9.360	(0.906)	27297	10.0000	10.380
71 Bromobenzene	156	9.348	9.348	(0.905)	82729	10.0000	9.528
72 n-Propylbenzene	120	9.430	9.430	(0.913)	81172	10.0000	8.936
73 2-Chlorotoluene	126	9.525	9.525	(0.922)	75759	10.0000	9.250
74 1,3,5-Trimethylbenzene	105	9.596	9.596	(0.929)	247202	10.0000	9.010
75 4-Chlorotoluene	126	9.632	9.632	(0.932)	80844	10.0000	9.436
76 tert-Butylbenzene	119	9.927	9.927	(0.961)	221563	10.0000	9.374
77 1,2,4-Trimethylbenzene	105	9.975	9.975	(0.966)	260164	10.0000	9.164
78 sec-Butylbenzene	105	10.140	10.140	(0.982)	319447	10.0000	9.257
79 4-Isopropyltoluene	119	10.282	10.282	(0.995)	268930	10.0000	9.172

Data File: \\cansvr11\dd\chem\MSV\a3ux10.i\P90402A-IC.b\UXX0534.D
Report Date: 02-Apr-2009 12:35

	Compounds	QUANT SIG MASS	RT	EXP RT	REL RT	RESPONSE	AMOUNTS CAL-AMT (ng)	AMOUNTS ON-COL (ng)
80	1,3-Dichlorobenzene	146	10.259	10.259	(0.993)	169409	10.0000	9.622
81	1,4-Dichlorobenzene	146	10.353	10.353	(1.002)	188495	10.0000	10.114
82	n-Butylbenzene	91	10.685	10.685	(1.034)	232804	10.0000	9.151
83	1,2-Dichlorobenzene	146	10.720	10.720	(1.038)	163992	10.0000	9.552
84	1,2-Dibromo-3-chloropropane	157	11.501	11.501	(1.113)	13768	10.0000	9.356
85	1,2,4-Trichlorobenzene	180	12.330	12.330	(1.194)	101282	10.0000	9.859
86	Hexachlorobutadiene	225	12.507	12.507	(1.211)	50682	10.0000	11.341
87	Naphthalene	128	12.590	12.590	(1.219)	202080	10.0000	8.348
88	1,2,3-Trichlorobenzene	180	12.862	12.862	(1.245)	91891	10.0000	9.893
98	Cyclohexane	56	4.887	4.887	(0.910)	145841	10.0000	9.851
143	Methyl Acetate	43	3.218	3.218	(0.599)	137031	20.0000	20.354
144	Methylcyclohexane	83	5.857	5.857	(1.090)	137987	10.0000	9.739
141	1,3,5-Trichlorobenzene	180	11.714	11.714	(1.134)	113599	10.0000	9.457
149	Vinyl Acetate-86	86	3.940	3.940	(0.733)	10782	10.0000	8.428

Data File: \\cansvr11\dd\chem\MSV\a3ux10.i\P90402A-IC.b\UXX0534.D
Report Date: 02-Apr-2009 12:35

STL Inc North Canton

INTERNAL STANDARD COMPOUNDS
AREA AND RT SUMMARY

Instrument ID: a3ux10.i
Lab File ID: UXX0534.D
Lab Smp Id: 10NG-IC
Analysis Type: VOA
Quant Type: ISTD
Operator: 1904
Calibration Date: 02-APR-2009
Calibration Time: 11:15
Level: LOW
Sample Type: WATER
Method File: \\cansvr11\dd\chem\MSV\a3ux10.i\P90402A-IC.b\8260LLUX10.m
Misc Info: P90402A-IC,8260LLUX10,2-8260.SUB,1904,1,2

COMPOUND	STANDARD	AREA LIMIT LOWER	AREA LIMIT UPPER	SAMPLE	%DIFF
1 Fluorobenzene	1625521	812761	3251042	1559064	-4.09
2 Chlorobenzene-d5	1203962	601981	2407924	1118310	-7.11
3 1,4-Dichlorobenze	766778	383389	1533556	698355	-8.92

COMPOUND	STANDARD	RT LIMIT LOWER	RT LIMIT UPPER	SAMPLE	%DIFF
1 Fluorobenzene	5.37	4.87	5.87	5.37	-0.04
2 Chlorobenzene-d5	8.07	7.57	8.57	8.07	-0.02
3 1,4-Dichlorobenze	10.32	9.82	10.82	10.33	0.10

AREA UPPER LIMIT = +100% of internal standard area.
AREA LOWER LIMIT = - 50% of internal standard area.
RT UPPER LIMIT = + 0.50 minutes of internal standard RT.
RT LOWER LIMIT = - 0.50 minutes of internal standard RT.

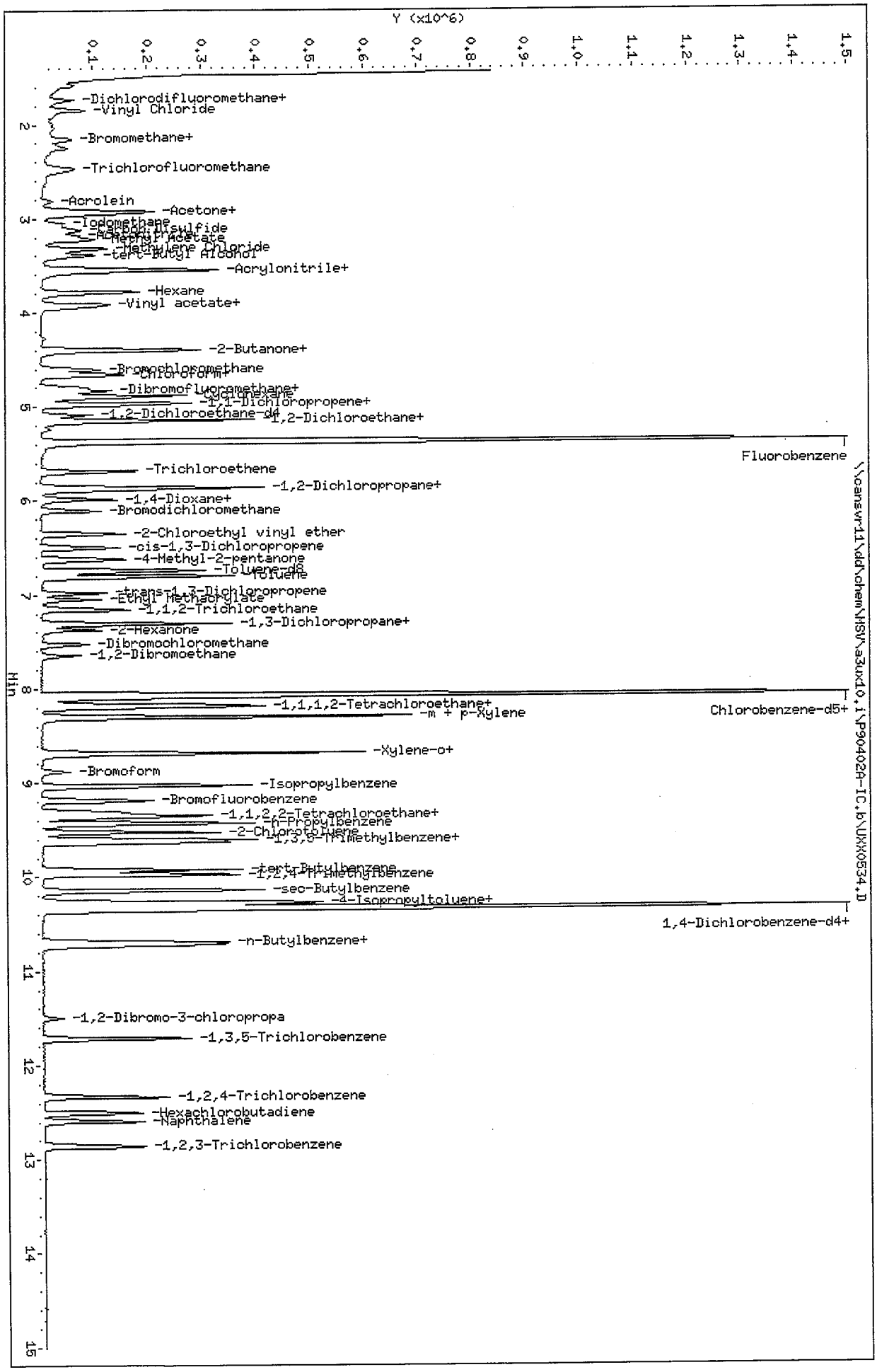
Data File: \\cansvr14\dd\chem\MSV\a3ux10.i\P90402A-IC.b\UXX0534.D
Date : 02-APR-2009 11:58
Client ID:
Sample Info: 10NG-IC
Purge Volume: 5.0
Column phase: DB624
Instrument: a3ux10.i
Operator: 1904
Column diameter: 0.18
Y (x10^6)
Min
\\cansvr14\dd\chem\MSV\a3ux10.i\P90402A-IC.b\UXX0534.D
-Dichlorodifluoromethane+
-Vinyl Chloride
-Bromomethane+
-Trichlorofluoromethane
-Acrolein
-Acetone+
-Iodomethane
-Carbon disulfide
-Methyl Acetate
-Methylene Chloride
-tert-Butyl Alcohol
-Acrylonitrile+
-Hexane
-Vinyl acetate+
-2-Butanone+
-Bromochloromethane
-Chloroform+
-Dibromofluoromethane+
-Cyclohexane
-1,1-Dichloropropene+
-1,2-Dichloroethane-d4
-1,2-Dichloroethane+
Fluorobenzene
-Trichloroethene
-1,2-Dichloropropane+
-1,4-Dioxane+
-Bromodichloromethane
-2-Chloroethyl vinyl ether
-cis-1,3-Dichloropropene
-4-Methyl-2-pentanone
-Toluene-d8
-Toluene
-trans-1,3-Dichloropropene
-Ethyl Methacrylate
-1,1,2-Trichloroethane
-1,3-Dichloropropane+
-2-Hexanone
-Dibromochloromethane
-1,2-Dibromoethane
-1,1,1,2-Tetrachloroethane+
-m + p-Xylene
Chlorobenzene-d5+
-Xylene-o+
-Bromoform
-Isopropylbenzene
-Bromofluorobenzene
-1,1,2,2-Tetrachloroethane+
-n-Propylbenzene
-2-Chlorotoluene
-1,3,5-Trimethylbenzene+
-tert-Butylbenzene
-1,2,4-Trimethylbenzene
-sec-Butylbenzene
-4-Isopropyltoluene+
1,4-Dichlorobenzene-d4+
-n-Butylbenzene+
-1,2-Dibromo-3-chloropropa
-1,3,5-Trichlorobenzene
-1,2,4-Trichlorobenzene
-Hexachlorobutadiene
-Naphthalene
-1,2,3-Trichlorobenzene

Data File: \\cansvr11\dd\chem\MSV\a3ux10.i\P90402A-IC.b\UXX0535.D
Report Date: 02-Apr-2009 12:36

TestAmerica North Canton

VOLATILE REPORT SW-846 Method 8260A/B

Data file : \\cansvr11\dd\chem\MSV\a3ux10.i\P90402A-IC.b\UXX0535.D
Lab Smp Id: 5NG-IC
Inj Date : 02-APR-2009 12:20
Operator : 1904 Inst ID: a3ux10.i
Smp Info : 5NG-IC
Misc Info : P90402A-IC,8260LLUX10,2-8260.SUB,1904,1,1
Comment :
Method : \\cansvr11\dd\chem\MSV\a3ux10.i\P90402A-IC.b\8260LLUX10.m
Meth Date : 02-Apr-2009 12:36 a3ux10.i Quant Type: ISTD
Cal Date : 03-MAR-2009 00:16 Cal File: UXX9866.D
Als bottle: 6 Calibration Sample, Level: 1
Dil Factor: 1.00000
Integrator: HP RTE Compound Sublist: 2-8260.SUB
Target Version: 4.14
Processing Host: CANSVR11

Concentration Formula: Amt * DF * 1/Vo * CpndVariable

Name	Value	Description
DF	1.000	Dilution Factor
Vo	5.000	Sample volume
Va	100.000	Injection Volume
Cpnd Variable		Local Compound Variable

Compounds	QUANT SIG MASS	RT	EXP RT	REL RT	RESPONSE	AMOUNTS CAL-AMT (ng)	AMOUNTS ON-COL (ng)
* 1 Fluorobenzene	96	5.371	5.371	(1.000)	1506918	50.0000	
* 2 Chlorobenzene-d5	117	8.069	8.069	(1.000)	1103435	50.0000	
* 3 1,4-Dichlorobenzene-d4	152	10.329	10.329	(1.000)	689257	50.0000	
$ 4 Dibromofluoromethane	113	4.791	4.791	(0.892)	29262	5.00000	4.749
$ 5 1,2-Dichloroethane-d4	65	5.087	5.087	(0.947)	40870	5.00000	5.172
$ 6 Toluene-d8	98	6.744	6.744	(0.836)	120218	5.00000	4.878
$ 7 Bromofluorobenzene	95	9.181	9.181	(1.138)	42329	5.00000	4.621
8 Dichlorodifluoromethane	85	1.585	1.585	(0.295)	25497	5.00000	5.030
9 Chloromethane	50	1.727	1.727	(0.322)	38866	5.00000	5.627
10 Vinyl Chloride	62	1.845	1.845	(0.344)	43577	5.00000	5.482
11 Bromomethane	94	2.153	2.153	(0.401)	23949	5.00000	5.215
12 Chloroethane	64	2.247	2.247	(0.418)	28907	5.00000	5.531
13 Trichlorofluoromethane	101	2.472	2.472	(0.460)	35837	5.00000	5.075
15 Acrolein	56	2.815	2.815	(0.524)	14269	50.0000	61.810
16 Acetone	43	2.945	2.945	(0.548)	52963	10.0000	16.554
17 1,1-Dichloroethene	96	2.922	2.922	(0.544)	38426	5.00000	5.612
18 Freon-113	151	2.922	2.922	(0.544)	24150	5.00000	4.682
19 Iodomethane	142	3.064	3.064	(0.570)	56569	5.00000	5.157
20 Carbon Disulfide	76	3.135	3.135	(0.584)	108395	5.00000	5.407
21 Methylene Chloride	84	3.324	3.324	(0.619)	51969	5.00000	6.317
22 Acetonitrile	41	3.182	3.182	(0.592)	51881	50.0000	49.569
23 Acrylonitrile	53	3.525	3.525	(0.656)	30955	10.0000	9.990

Data File: \\cansvr11\dd\chem\MSV\a3ux10.i\P90402A-IC.b\UXX0535.D
Report Date: 02-Apr-2009 12:36

	Compounds	QUANT SIG MASS	RT	EXP RT	REL RT	RESPONSE	AMOUNTS CAL-AMT (ng)	AMOUNTS ON-COL (ng)
	24 Methyl tert-butyl ether	73	3.549	3.549	(0.661)	98926	5.00000	4.852
	25 trans-1,2-Dichloroethene	96	3.561	3.561	(0.663)	39581	5.00000	5.212
	26 Hexane	86	3.785	3.785	(0.705)	8158	5.00000	4.772
	27 Vinyl acetate	43	3.939	3.939	(0.733)	48446	5.00000	4.190
	28 1,1-Dichloroethane	63	3.916	3.916	(0.729)	66303	5.00000	5.189
	29 tert-Butyl Alcohol	59	3.395	3.395	(0.632)	55776	100.000	96.158
	30 2-Butanone	43	4.401	4.401	(0.819)	38840	10.0000	10.964
M	31 1,2-Dichloroethene (total)	96				80123	10.0000	10.481
	32 cis-1,2-dichloroethene	96	4.401	4.401	(0.819)	40542	5.00000	5.270
	33 2,2-Dichloropropane	77	4.401	4.401	(0.819)	33737	5.00000	4.802
	34 Bromochloromethane	128	4.602	4.602	(0.857)	20653	5.00000	5.475
	35 Chloroform	83	4.661	4.661	(0.868)	65535	5.00000	5.428
	36 Tetrahydrofuran	42	4.637	4.637	(0.863)	10978	5.00000	4.982
	37 1,1,1-Trichloroethane	97	4.827	4.827	(0.899)	51637	5.00000	5.319
	38 1,1-Dichloropropene	75	4.969	4.969	(0.925)	44306	5.00000	4.762
	39 Carbon Tetrachloride	117	4.981	4.981	(0.927)	44074	5.00000	5.050
	40 1,2-Dichloroethane	62	5.146	5.146	(0.958)	52282	5.00000	5.355
	41 Benzene	78	5.146	5.146	(0.958)	157767	5.00000	5.271
	42 Trichloroethene	130	5.679	5.679	(1.057)	41795	5.00000	5.504
	43 1,2-Dichloropropane	63	5.880	5.880	(1.095)	35487	5.00000	5.068
	44 1,4-Dioxane	88	5.986	5.986	(1.115)	18336	250.000	229.61
	45 Dibromomethane	93	5.986	5.986	(1.115)	20195	5.00000	4.999
	46 Bromodichloromethane	83	6.105	6.105	(1.137)	40235	5.00000	4.947
	47 2-Chloroethyl vinyl ether	63	6.353	6.353	(1.183)	32445	10.0000	8.200
	48 cis-1,3-Dichloropropene	75	6.495	6.495	(1.209)	44474	5.00000	4.604
	49 4-Methyl-2-pentanone	43	6.625	6.625	(1.234)	66428	10.0000	9.818
	50 Toluene	91	6.803	6.803	(0.843)	144331	5.00000	4.822
	51 trans-1,3-Dichloropropene	75	6.980	6.980	(0.865)	36903	5.00000	4.416
	52 Ethyl Methacrylate	69	7.051	7.051	(0.874)	34223	5.00000	4.254
	53 1,1,2-Trichloroethane	97	7.158	7.158	(0.887)	31058	5.00000	5.178
	54 1,3-Dichloropropane	76	7.312	7.312	(0.906)	56092	5.00000	5.143
	55 Tetrachloroethene	164	7.300	7.300	(0.905)	31759	5.00000	5.111
	56 2-Hexanone	43	7.371	7.371	(0.913)	43712	10.0000	9.552
	57 Dibromochloromethane	129	7.525	7.525	(0.933)	28649	5.00000	4.810
	58 1,2-Dibromoethane	107	7.643	7.643	(0.947)	30743	5.00000	5.116
	59 Chlorobenzene	112	8.093	8.093	(1.003)	103656	5.00000	5.171
	60 1,1,1,2-Tetrachloroethane	131	8.164	8.164	(1.012)	32933	5.00000	4.864
	61 Ethylbenzene	106	8.187	8.187	(1.015)	47248	5.00000	4.616
	62 m + p-Xylene	106	8.306	8.306	(1.029)	118943	10.0000	9.135
M	63 Xylenes (total)	106				174217	15.0000	13.554
	64 Xylene-o	106	8.684	8.684	(1.076)	55274	5.00000	4.419
	65 Styrene	104	8.696	8.696	(1.078)	87215	5.00000	4.222
	66 Bromoform	173	8.885	8.885	(1.101)	19419	5.00000	4.866
	67 Isopropylbenzene	105	9.027	9.027	(1.119)	143813	5.00000	4.484
	68 1,1,2,2-Tetrachloroethane	83	9.311	9.311	(0.901)	43883	5.00000	5.162
	69 1,4-Dichloro-2-butene	53	9.371	9.371	(0.907)	5953	5.00000	3.756
	70 1,2,3-Trichloropropane	110	9.359	9.359	(0.906)	13461	5.00000	5.181
	71 Bromobenzene	156	9.347	9.347	(0.905)	40987	5.00000	4.799
	72 n-Propylbenzene	120	9.430	9.430	(0.913)	37445	5.00000	4.178
	73 2-Chlorotoluene	126	9.524	9.524	(0.922)	38800	5.00000	4.765
	74 1,3,5-Trimethylbenzene	105	9.595	9.595	(0.929)	117914	5.00000	4.339
	75 4-Chlorotoluene	126	9.631	9.631	(0.932)	40246	5.00000	4.748
	76 tert-Butylbenzene	119	9.927	9.927	(0.961)	101539	5.00000	4.326
	77 1,2,4-Trimethylbenzene	105	9.974	9.974	(0.966)	119914	5.00000	4.285

Data File: \\cansvr11\dd\chem\MSV\a3ux10.i\P90402A-IC.b\UXX0535.D
Report Date: 02-Apr-2009 12:36

	Compounds	QUANT SIG MASS	RT	EXP RT	REL RT	RESPONSE	AMOUNTS CAL-AMT (ng)	ON-COL (ng)
78	sec-Butylbenzene	105	10.140	10.140	(0.982)	147977	5.00000	4.351
79	4-Isopropyltoluene	119	10.282	10.282	(0.995)	118467	5.00000	4.094
80	1,3-Dichlorobenzene	146	10.258	10.258	(0.993)	89704	5.00000	5.154
81	1,4-Dichlorobenzene	146	10.353	10.353	(1.002)	101703	5.00000	5.480
82	n-Butylbenzene	91	10.684	10.684	(1.034)	110781	5.00000	4.414
83	1,2-Dichlorobenzene	146	10.719	10.719	(1.038)	89371	5.00000	5.265
84	1,2-Dibromo-3-chloropropane	157	11.500	11.500	(1.113)	7739	5.00000	5.130
85	1,2,4-Trichlorobenzene	180	12.329	12.329	(1.194)	49990	5.00000	4.873
86	Hexachlorobutadiene	225	12.506	12.506	(1.211)	24859	5.00000	5.431
87	Naphthalene	128	12.589	12.589	(1.219)	101495	5.00000	4.214
88	1,2,3-Trichlorobenzene	180	12.861	12.861	(1.245)	46139	5.00000	4.967
98	Cyclohexane	56	4.886	4.886	(0.910)	67518	5.00000	4.691(a)
143	Methyl Acetate	43	3.229	3.229	(0.601)	68015	10.0000	10.550
144	Methylcyclohexane	83	5.856	5.856	(1.090)	59970	5.00000	4.390(a)
141	1,3,5-Trichlorobenzene	180	11.713	11.713	(1.134)	63966	5.00000	5.310
149	Vinyl Acetate-86	86	3.939	3.939	(0.733)	5746	5.00000	4.664(a)

QC Flag Legend

a - Target compound detected but, quantitated amount Below Limit Of Quantitation(BLOQ).

Data File: \\cansvr11\dd\chem\MSV\a3ux10.i\P90402A-IC.b\UXX0535.D
Report Date: 02-Apr-2009 12:36

TestAmerica North Canton

INTERNAL STANDARD COMPOUNDS
AREA AND RT SUMMARY

Instrument ID: a3ux10.i
Lab File ID: UXX0535.D
Lab Smp Id: 5NG-IC
Analysis Type: VOA
Quant Type: ISTD
Operator: 1904
Calibration Date: 02-APR-2009
Calibration Time: 11:15
Level: LOW
Sample Type: WATER
Method File: \\cansvr11\dd\chem\MSV\a3ux10.i\P90402A-IC.b\8260LLUX10.m
Misc Info: P90402A-IC,8260LLUX10,2-8260.SUB,1904,1,1

COMPOUND	STANDARD	AREA LIMIT LOWER	AREA LIMIT UPPER	SAMPLE	%DIFF
1 Fluorobenzene	1625521	812761	3251042	1506918	-7.30
2 Chlorobenzene-d5	1203962	601981	2407924	1103435	-8.35
3 1,4-Dichlorobenze	766778	383389	1533556	689257	-10.11

COMPOUND	STANDARD	RT LIMIT LOWER	RT LIMIT UPPER	SAMPLE	%DIFF
1 Fluorobenzene	5.37	4.87	5.87	5.37	-0.05
2 Chlorobenzene-d5	8.07	7.57	8.57	8.07	-0.03
3 1,4-Dichlorobenze	10.32	9.82	10.82	10.33	0.09

AREA UPPER LIMIT = +100% of internal standard area.
AREA LOWER LIMIT = - 50% of internal standard area.
RT UPPER LIMIT = + 0.50 minutes of internal standard RT.
RT LOWER LIMIT = - 0.50 minutes of internal standard RT.

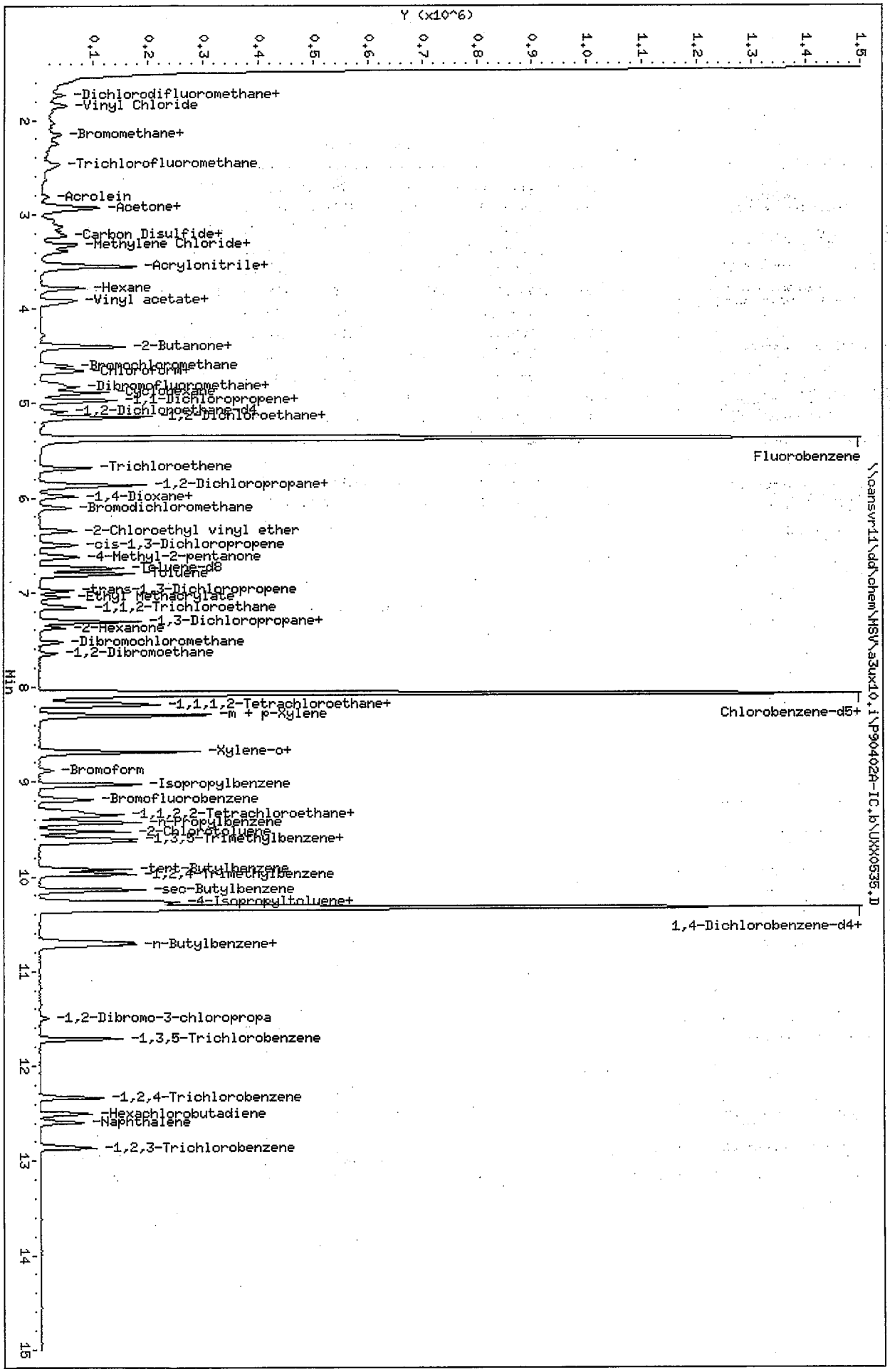

Data File: \\cansvr11\dd\chem\MSV\a3ux10,i\P90402A-IC,b\UXX0535,D
Date : 02-APR-2009 12:20
Client ID:
Sample Info: 5NG-IC
Purge Volume: 5.0
Column phase: DB624

Instrument: a3ux10,i
Operator: 1904
Column diameter: 0.18

\\cansvr11\dd\chem\MSV\a3ux10,i\P90402A-IC,b\UXX0535,D

Data File: \\cansvr11\dd\chem\MSV\a3ux10.i\P90402A-IC.b\UXX0536.D
Report Date: 02-Apr-2009 13:00

STL Inc North Canton

VOLATILE REPORT SW-846 Method 8260A/B

Data file : \\cansvr11\dd\chem\MSV\a3ux10.i\P90402A-IC.b\UXX0536.D
Lab Smp Id: ICV
Inj Date : 02-APR-2009 12:42
Operator : 1904 Inst ID: a3ux10.i
Smp Info : ICV
Misc Info : P90402A-IC,8260LLUX10,2-8260.SUB,1904,3
Comment :
Method : \\cansvr11\dd\chem\MSV\a3ux10.i\P90402A-IC.b\8260LLUX10.m
Meth Date : 02-Apr-2009 12:43 quayler Quant Type: ISTD
Cal Date : 03-MAR-2009 00:16 Cal File: UXX9866.D
Als bottle: 7 QC Sample: METHSPIKE
Dil Factor: 1.00000
Integrator: HP RTE Compound Sublist: 4-8260+IX.sub
Target Version: 4.14
Processing Host: CANPMSV24

Concentration Formula: Amt * DF * 1/Vo * CpndVariable

Name	Value	Description
DF	1.000	Dilution Factor
Vo	5.000	Sample volume
Va	100.000	Injection Volume
Cpnd Variable		Local Compound Variable

Compounds	QUANT SIG MASS	RT	EXP RT	REL RT	RESPONSE	CONCENTRATIONS ON-COLUMN (ng)	CONCENTRATIONS FINAL (ug/L)
* 1 Fluorobenzene	96	5.372	5.372	(1.000)	1632088	50.0000	
* 2 Chlorobenzene-d5	117	8.070	8.069	(1.000)	1165624	50.0000	
* 3 1,4-Dichlorobenzene-d4	152	10.330	10.329	(1.000)	734413	50.0000	
$ 4 Dibromofluoromethane	113	4.792	4.791	(0.892)	319487	47.8726	9.574
$ 5 1,2-Dichloroethane-d4	65	5.088	5.087	(0.947)	419768	49.0483	9.810
$ 6 Toluene-d8	98	6.745	6.744	(0.836)	1277785	49.0827	9.816
$ 7 Bromofluorobenzene	95	9.182	9.181	(1.138)	493582	51.0119	10.202
8 Dichlorodifluoromethane	85	1.585	1.585	(0.295)	245128	44.6453	8.929
9 Chloromethane	50	1.739	1.727	(0.324)	398625	53.2840	10.657
10 Vinyl Chloride	62	1.846	1.845	(0.344)	426144	49.5026	9.900
11 Bromomethane	94	2.153	2.153	(0.401)	222591	44.7553	8.951
12 Chloroethane	64	2.248	2.247	(0.419)	270483	47.7888	9.558
13 Trichlorofluoromethane	101	2.473	2.472	(0.460)	441445	57.7166	11.543
15 Acrolein	56	2.816	2.815	(0.524)	79636	318.510	63.702
16 Acetone	43	2.946	2.946	(0.548)	154301	49.8136	9.963
17 1,1-Dichloroethene	96	2.911	2.922	(0.542)	376459	50.7663	10.153
18 Freon-113	151	2.934	2.922	(0.546)	326890	58.5145	11.703
19 Iodomethane	142	3.053	3.064	(0.568)	594491	50.0370	10.007
20 Carbon Disulfide	76	3.136	3.135	(0.584)	1110068	51.1275	10.225
21 Methylene Chloride	84	3.325	3.324	(0.619)	434938	48.8165	9.763
22 Acetonitrile	41	3.183	3.182	(0.593)	171732	151.494	30.299
23 Acrylonitrile	53	3.526	3.525	(0.656)	511628	152.448	30.490

Data File: \\cansvr11\dd\chem\MSV\a3ux10.i\P90402A-IC.b\UXX0536.D
Report Date: 02-Apr-2009 13:00

	Compounds	QUANT SIG MASS	RT	EXP RT	REL RT	RESPONSE	CONCENTRATIONS ON-COLUMN (ng)	CONCENTRATIONS FINAL (ug/L)
	24 Methyl tert-butyl ether	73	3.550	3.549	(0.661)	1138333	51.5555	10.311
	25 trans-1,2-Dichloroethene	96	3.562	3.561	(0.663)	428231	52.0609	10.412
	26 Hexane	86	3.786	3.785	(0.705)	101720	54.9379	10.988
	27 Vinyl acetate	43	3.940	3.939	(0.733)	1504857	120.160	24.032
	28 1,1-Dichloroethane	63	3.917	3.916	(0.729)	747198	53.9919	10.798
	29 tert-Butyl Alcohol	59	3.384	3.395	(0.630)	625443	995.566	199.11
	30 2-Butanone	43	4.402	4.401	(0.819)	199258	51.9326	10.386
M	31 1,2-Dichloroethene (total)	96				879470	106.215	21.243
	32 cis-1,2-dichloroethene	96	4.402	4.401	(0.819)	451239	54.1542	10.831
	33 2,2-Dichloropropane	77	4.402	4.401	(0.819)	419163	55.0840	11.017
	34 Bromochloromethane	128	4.603	4.602	(0.857)	215614	52.7739	10.555
	35 Chloroform	83	4.662	4.661	(0.868)	686907	52.5336	10.507
	36 Tetrahydrofuran	42	4.638	4.637	(0.863)	128934	54.0281	10.806
	37 1,1,1-Trichloroethane	97	4.828	4.827	(0.899)	539265	51.2900	10.258
	38 1,1-Dichloropropene	75	4.970	4.969	(0.925)	548509	54.4271	10.885
	39 Carbon Tetrachloride	117	4.981	4.981	(0.927)	493697	52.2351	10.447
	40 1,2-Dichloroethane	62	5.147	5.146	(0.958)	562468	53.1975	10.639
	41 Benzene	78	5.147	5.146	(0.958)	1699065	52.4133	10.483
	42 Trichloroethene	130	5.680	5.679	(1.057)	419595	51.0176	10.204
	43 1,2-Dichloropropane	63	5.881	5.880	(1.095)	399750	52.7068	10.541
	44 1,4-Dioxane	88	Compound Not Detected.					
	45 Dibromomethane	93	5.987	5.986	(1.115)	236790	54.1217	10.824
	46 Bromodichloromethane	83	6.106	6.105	(1.137)	473050	53.6987	10.740
	47 2-Chloroethyl vinyl ether	63	6.354	6.353	(1.183)	222996	52.0387	10.408
	48 cis-1,3-Dichloropropene	75	6.496	6.495	(1.209)	550554	52.6276	10.526
	49 4-Methyl-2-pentanone	43	6.614	6.625	(1.231)	371693	50.7224	10.144
	50 Toluene	91	6.804	6.803	(0.843)	1723406	54.5084	10.902
	51 trans-1,3-Dichloropropene	75	6.981	6.980	(0.865)	495356	56.1157	11.223
	52 Ethyl Methacrylate	69	Compound Not Detected.					
	53 1,1,2-Trichloroethane	97	7.159	7.158	(0.887)	332937	52.5489	10.510
	54 1,3-Dichloropropane	76	7.313	7.312	(0.906)	629759	54.6653	10.933
	55 Tetrachloroethene	164	7.301	7.300	(0.905)	351862	53.6014	10.720
	56 2-Hexanone	43	7.372	7.371	(0.913)	249722	51.6572	10.331
	57 Dibromochloromethane	129	7.526	7.525	(0.933)	336317	53.4517	10.690
	58 1,2-Dibromoethane	107	7.644	7.643	(0.947)	338414	53.3105	10.662
	59 Chlorobenzene	112	8.094	8.093	(1.003)	1146219	54.1345	10.827
	60 1,1,1,2-Tetrachloroethane	131	8.165	8.164	(1.012)	386924	54.1028	10.820
	61 Ethylbenzene	106	8.188	8.187	(1.015)	593664	54.9009	10.980
	62 m + p-Xylene	106	8.295	8.306	(1.028)	1542181	112.128	22.426
M	63 Xylenes (total)	106				2280430	167.995	33.599
	64 Xylene-o	106	8.685	8.684	(1.076)	738249	55.8671	11.173
	65 Styrene	104	8.697	8.696	(1.078)	1197100	54.8534	10.971
	66 Bromoform	173	8.886	8.885	(1.101)	218332	51.7956	10.359
	67 Isopropylbenzene	105	9.028	9.027	(1.119)	1876904	55.3965	11.079
	68 1,1,2,2-Tetrachloroethane	83	9.312	9.311	(0.901)	491864	54.3007	10.860
	69 1,4-Dichloro-2-butene	53	9.360	9.371	(0.906)	181692	97.7007	19.540
	70 1,2,3-Trichloropropane	110	9.360	9.359	(0.906)	158415	57.2226	11.444
	71 Bromobenzene	156	9.348	9.347	(0.905)	490915	53.9406	10.788
	72 n-Propylbenzene	120	9.431	9.430	(0.913)	525982	55.0864	11.017
	73 2-Chlorotoluene	126	9.525	9.524	(0.922)	462555	53.3095	10.662
	74 1,3,5-Trimethylbenzene	105	9.596	9.595	(0.929)	1621091	55.9858	11.197
	75 4-Chlorotoluene	126	9.632	9.631	(0.932)	493378	54.6306	10.926
	76 tert-Butylbenzene	119	9.928	9.927	(0.961)	1351858	54.0592	10.812
	77 1,2,4-Trimethylbenzene	105	9.975	9.974	(0.966)	1702690	57.0988	11.420

Data File: \\cansvr11\dd\chem\MSV\a3ux10.i\P90402A-IC.b\UXX0536.D
Report Date: 02-Apr-2009 13:00

	Compounds	QUANT SIG MASS	RT	EXP RT	REL RT	RESPONSE	CONCENTRATIONS ON-COLUMN (ng)	CONCENTRATIONS FINAL (ug/L)
78	sec-Butylbenzene	105	10.141	10.140	(0.982)	1978575	54.6040	10.921
79	4-Isopropyltoluene	119	10.283	10.282	(0.995)	1782745	57.8277	11.566
80	1,3-Dichlorobenzene	146	10.259	10.258	(0.993)	1003745	54.1230	10.824
81	1,4-Dichlorobenzene	146	10.354	10.353	(1.002)	1025865	51.8785	10.376
82	n-Butylbenzene	91	10.685	10.684	(1.034)	1515934	56.6861	11.337
83	1,2-Dichlorobenzene	146	10.720	10.719	(1.038)	960141	53.0862	10.617
84	1,2-Dibromo-3-chloropropane	157	11.501	11.500	(1.113)	83769	52.1125	10.422
85	1,2,4-Trichlorobenzene	180	12.330	12.329	(1.194)	587003	53.7068	10.741
86	Hexachlorobutadiene	225	12.507	12.506	(1.211)	229432	47.0392	9.408
87	Naphthalene	128	12.590	12.589	(1.219)	1371145	53.4261	10.685
88	1,2,3-Trichlorobenzene	180	12.862	12.861	(1.245)	524526	52.9923	10.598
14	Dichlorofluoromethane	67	Compound Not Detected.					
89	Ethyl Ether	59	2.698	2.699	(0.502)	332545	49.6262	9.925
91	3-Chloropropene	76	3.136	3.220	(0.584)	1110068	256.216	51.243
92	Isopropyl Ether	87	3.952	3.954	(0.736)	362556	53.0606	10.612
93	2-Chloro-1,3-butadiene	53	3.786	3.989	(0.705)	16490	1.73756	0.3475
94	Propionitrile	54	Compound Not Detected.					
95	Ethyl Acetate	43	4.402	4.439	(0.819)	192059	32.0306	6.406
96	Methacrylonitrile	41	Compound Not Detected.					
97	Isobutanol	41	5.005	5.007	(0.620)	701766	3058.94	611.79
99	n-Butanol	56	5.372	5.575	(0.666)	10206	54.9738	10.995
100	Methyl Methacrylate	41	6.011	5.942	(1.119)	4509	0.92739	0.1855
101	2-Nitropropane	41	6.354	6.297	(1.183)	13405	11.4063	2.281
103	Cyclohexanone	55	9.135	9.136	(0.884)	130296	126.804	25.361
98	Cyclohexane	56	4.887	4.886	(0.910)	672416	43.1328	8.626
143	Methyl Acetate	43	3.218	3.229	(0.599)	335326	48.0223	9.604
144	Methylcyclohexane	83	5.857	5.856	(1.090)	650690	43.9824	8.796
141	1,3,5-Trichlorobenzene	180	Compound Not Detected.					
146	2-Methylnaphthalene	142	Compound Not Detected.					
149	Vinyl Acetate-86	86	3.940	3.939	(0.733)	88310	66.1904	13.238

Data File: \\cansvr11\dd\chem\MSV\a3ux10.i\P90402A-IC.b\UXX0536.D
Report Date: 02-Apr-2009 13:00

STL Inc North Canton

VOLATILE REPORT SW-846 Method 8260A/B

Data file : \\cansvr11\dd\chem\MSV\a3ux10.i\P90402A-IC.b\UXX0536.D
Lab Smp Id: ICV
Inj Date : 02-APR-2009 12:42
Operator : 1904 Inst ID: a3ux10.i
Smp Info : ICV
Misc Info : P90402A-IC,8260LLUX10,2-8260.SUB,1904,3
Comment :
Method : \\cansvr11\dd\chem\MSV\a3ux10.i\P90402A-IC.b\8260LLUX10.m
Meth Date : 02-Apr-2009 12:43 quayler Quant Type: ISTD
Cal Date : 03-MAR-2009 00:16 Cal File: UXX9866.D
Als bottle: 7 QC Sample: METHSPIKE
Dil Factor: 1.00000
Integrator: HP RTE Compound Sublist: 4-8260+IX.sub
Target Version: 4.14
Processing Host: CANPMSV24

Concentration Formula: Amt * DF * 1/Vo * CpndVariable

Name	Value	Description
DF	1.000	Dilution Factor
Vo	5.000	Sample volume
Va	100.000	Injection Volume
Cpnd Variable		Local Compound Variable

ISTD	RT	AREA	AMOUNT
* 3 1,4-Dichlorobenzene-d4	10.330	8139739	50.000

	CONCENTRATIONS			QUANT		
RT	AREA	ON-COL(ng)	FINAL(ug/L)	QUAL	LIBRARY	LIB ENTRY	CPND #
Benzene, 1,2,3-trimethyl-				CAS #: 526-73-8			
10.390	5287312	32.4783872	6.496	95	NBS75K.l	64576	3

Data File: \\cansvr11\dd\chem\MSV\a3ux10.i\P90402A-IC.b\UXX0536.D
Report Date: 02-Apr-2009 13:00

STL Inc North Canton

INTERNAL STANDARD COMPOUNDS
AREA AND RT SUMMARY

Instrument ID: a3ux10.i
Lab File ID: UXX0536.D
Lab Smp Id: ICV
Analysis Type: VOA
Quant Type: ISTD
Operator: 1904
Calibration Date: 02-APR-2009
Calibration Time: 11:15
Level: LOW
Sample Type: WATER
Method File: \\cansvr11\dd\chem\MSV\a3ux10.i\P90402A-IC.b\8260LLUX10.m
Misc Info: P90402A-IC,8260LLUX10,2-8260.SUB,1904,3

COMPOUND	STANDARD	AREA LIMIT LOWER	AREA LIMIT UPPER	SAMPLE	%DIFF
1 Fluorobenzene	1625521	812761	3251042	1632088	0.40
2 Chlorobenzene-d5	1203962	601981	2407924	1165624	-3.18
3 1,4-Dichlorobenze	766778	383389	1533556	734413	-4.22

COMPOUND	STANDARD	RT LIMIT LOWER	RT LIMIT UPPER	SAMPLE	%DIFF
1 Fluorobenzene	5.37	4.87	5.87	5.37	-0.03
2 Chlorobenzene-d5	8.07	7.57	8.57	8.07	-0.02
3 1,4-Dichlorobenze	10.32	9.82	10.82	10.33	0.10

AREA UPPER LIMIT = +100% of internal standard area.
AREA LOWER LIMIT = - 50% of internal standard area.
RT UPPER LIMIT = + 0.50 minutes of internal standard RT.
RT LOWER LIMIT = - 0.50 minutes of internal standard RT.

Data File: \\cansvr11\dd\chem\MSV\a3ux10.i\P90402A-IC.b\UXX0536.D
Report Date: 02-Apr-2009 13:00

STL Inc North Canton

RECOVERY REPORT

Client Name:
Sample Matrix: LIQUID
Lab Smp Id: ICV
Level: LOW
Data Type: MS DATA
SpikeList File: DOD-ck.spk
Sublist File: 4-8260+IX.sub
Method File: \\cansvr11\dd\chem\MSV\a3ux10.i\P90402A-IC.b\8260LLUX10.m
Misc Info: P90402A-IC,8260LLUX10,2-8260.SUB,1904,3

Client SDG: SDGa00932
Fraction: VOA

Operator: 1904
SampleType: METHSPIKE
Quant Type: ISTD

	SPIKE	COMPOUND	CONC ADDED ug/L	CONC RECOVERED ug/L	% RECOVERED	LIMITS
	17	1,1-Dichloroethene	10.000	10.153	101.53	45-155
	42	Trichloroethene	10.000	10.204	102.04	45-155
	59	Chlorobenzene	10.000	10.827	108.27	45-155
	50	Toluene	10.000	10.902	109.02	45-155
	41	Benzene	10.000	10.483	104.83	45-155
	16	Acetone	10.000	9.963	99.63	45-155
	20	Carbon Disulfide	10.000	10.225	102.25	45-155
	9	Chloromethane	10.000	10.657	106.57	45-155
	11	Bromomethane	10.000	8.951	89.51	45-155
	10	Vinyl Chloride	10.000	9.900	99.01	45-155
	12	Chloroethane	10.000	9.558	95.58	45-155
	21	Methylene Chloride	10.000	9.763	97.63	45-155
	28	1,1-Dichloroethane	10.000	10.798	107.98	45-155
M	31	1,2-Dichloroethene	20.000	21.243	106.22	45-155
	35	Chloroform	10.000	10.507	105.07	45-155
	40	1,2-Dichloroethane	10.000	10.639	106.39	45-155
	30	2-Butanone	10.000	10.386	103.87	45-155
	37	1,1,1-Trichloroeth	10.000	10.258	102.58	45-155
	39	Carbon Tetrachlori	10.000	10.447	104.47	45-155
	46	Bromodichlorometha	10.000	10.740	107.40	45-155
	43	1,2-Dichloropropan	10.000	10.541	105.41	45-155
	48	cis-1,3-Dichloropr	10.000	10.526	105.26	45-155
	54	1,3-Dichloropropan	10.000	10.933	109.33	45-155
	57	Dibromochlorometha	10.000	10.690	106.90	45-155
	53	1,1,2-Trichloroeth	10.000	10.510	105.10	45-155
	51	trans-1,3-Dichloro	10.000	11.223	112.23	45-155
	66	Bromoform	10.000	10.359	103.59	45-155
	49	4-Methyl-2-pentano	10.000	10.144	101.44	45-155
	56	2-Hexanone	10.000	10.331	103.31	45-155
	55	Tetrachloroethene	10.000	10.720	107.20	45-155
	68	1,1,2,2-Tetrachlor	10.000	10.860	108.60	45-155
	61	Ethylbenzene	10.000	10.980	109.80	45-155
	65	Styrene	10.000	10.971	109.71	45-155
M	63	Xylenes (total)	30.000	33.599	112.00	45-155
	32	cis-1,2-dichloroet	10.000	10.831	108.31	45-155
	25	trans-1,2-Dichloro	10.000	10.412	104.12	45-155
	8	Dichlorodifluorome	10.000	8.929	89.29	45-155
	13	Trichlorofluoromet	10.000	11.543	115.43	45-155
	70	1,2,3-Trichloropro	10.000	11.444	114.45	45-155
	18	Freon-113	10.000	11.703	117.03	45-155

Data File: \\cansvr11\dd\chem\MSV\a3ux10.i\P90402A-IC.b\UXX0536.D
Report Date: 02-Apr-2009 13:00

SPIKE COMPOUND	CONC ADDED ug/L	CONC RECOVERED ug/L	% RECOVERED	LIMITS
24 Methyl tert-butyl	10.000	10.311	103.11	45-155
58 1,2-Dibromoethane	10.000	10.662	106.62	45-155
67 Isopropylbenzene	10.000	11.079	110.79	45-155
80 1,3-Dichlorobenzen	10.000	10.824	108.25	45-155
81 1,4-Dichlorobenzen	10.000	10.376	103.76	45-155
83 1,2-Dichlorobenzen	10.000	10.617	106.17	45-155
84 1,2-Dibromo-3-chlo	10.000	10.422	104.22	45-155
85 1,2,4-Trichloroben	10.000	10.741	107.41	45-155
98 Cyclohexane	10.000	8.626	86.27	45-155
143 Methyl Acetate	10.000	9.604	96.04	45-155
144 Methylcyclohexane	10.000	8.796	87.96	45-155
71 Bromobenzene	10.000	10.788	107.88	45-155
34 Bromochloromethane	10.000	10.555	105.55	45-155
82 n-Butylbenzene	10.000	11.337	113.37	45-155
78 sec-Butylbenzene	10.000	10.921	109.21	45-155
76 tert-Butylbenzene	10.000	10.812	108.12	45-155
73 2-Chlorotoluene	10.000	10.662	106.62	45-155
75 4-Chlorotoluene	10.000	10.926	109.26	45-155
45 Dibromomethane	10.000	10.824	108.24	45-155
33 2,2-Dichloropropan	10.000	11.017	110.17	45-155
38 1,1-Dichloropropen	10.000	10.885	108.85	45-155
86 Hexachlorobutadien	10.000	9.408	94.08	45-155
19 Iodomethane	10.000	10.007	100.07	45-155
92 Isopropyl Ether	10.000	10.612	106.12	45-155
79 4-Isopropyltoluene	10.000	11.566	115.66	45-155
87 Naphthalene	10.000	10.685	106.85	45-155
72 n-Propylbenzene	10.000	11.017	110.17	45-155
60 1,1,1,2-Tetrachlor	10.000	10.820	108.21	45-155
88 1,2,3-Trichloroben	10.000	10.598	105.98	45-155
77 1,2,4-Trimethylben	10.000	11.420	114.20	45-155
74 1,3,5-Trimethylben	10.000	11.197	111.97	45-155
149 Vinyl Acetate-86	10.000	13.238	132.38	45-155
62 m + p-Xylene	20.000	22.426	112.13	45-155
64 Xylene-o	10.000	11.173	111.73	45-155

SURROGATE COMPOUND	CONC ADDED ug/L	CONC RECOVERED ug/L	% RECOVERED	LIMITS
$ 4 Dibromofluorometha	10.000	9.574	95.75	73-122
$ 5 1,2-Dichloroethane	10.000	9.810	98.10	61-128
$ 6 Toluene-d8	10.000	9.816	98.17	76-110
$ 7 Bromofluorobenzene	10.000	10.202	102.02	74-116

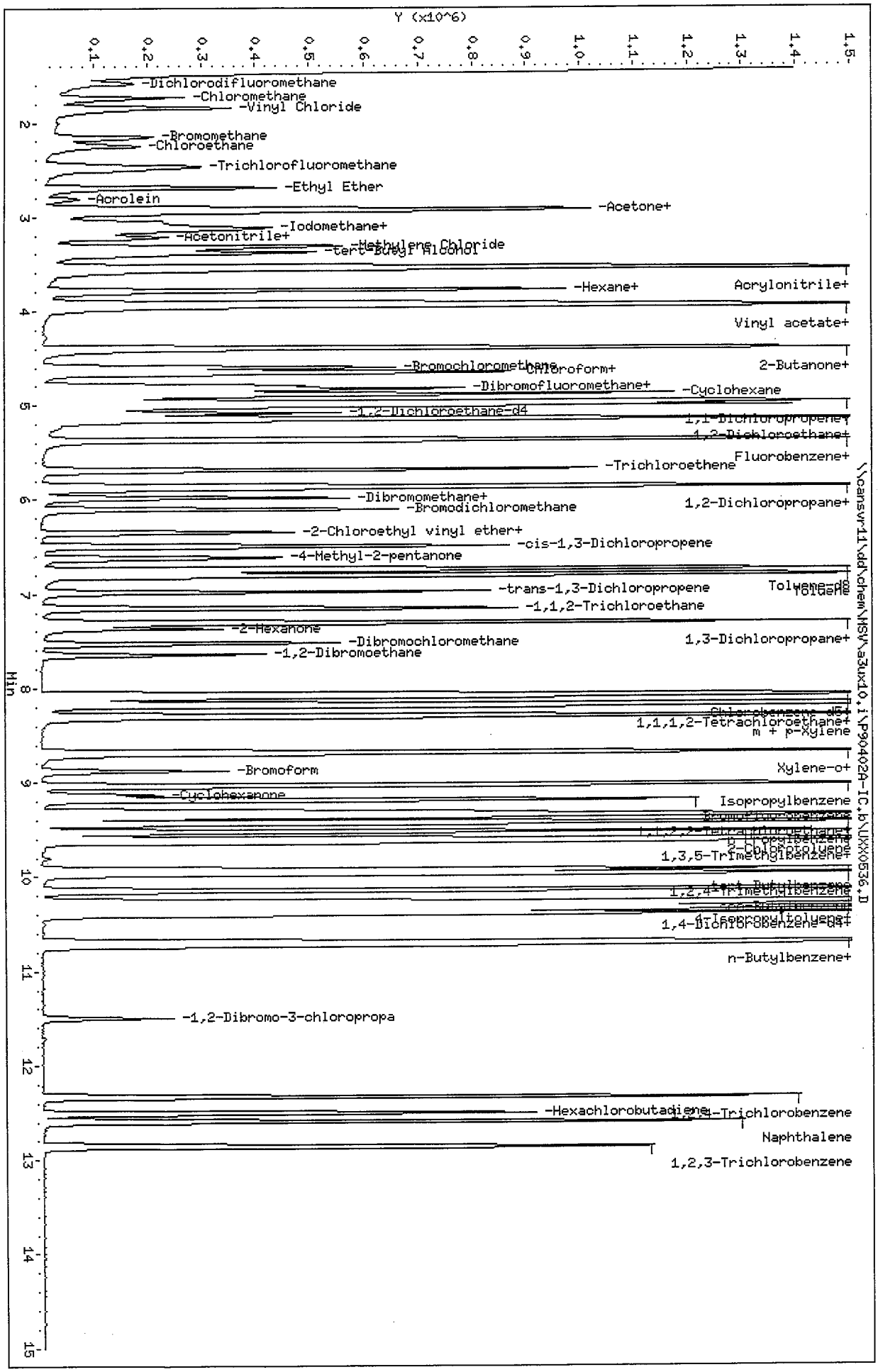

Data File: \\cansvr11\dd\chem\MSV\a3ux10.i\P90402A-IC.b\UXX0536.D
Date : 02-APR-2009 12:42
Client ID:
Sample Info: ICV
Purge Volume: 5.0
Column phase: DB624

Instrument: a3ux10.i
Operator: 1904
Column diameter: 0.18

\\cansvr11\dd\chem\MSV\a3ux10.i\P90402A-IC.b\UXX0536.D

Report Date: 03-Apr-2009 10:59

Calibration History

Method : \\cansvr11\dd\chem\MSV\a3ux10.i\P90403A.b\8260LLUX10.m
Start Cal Date: 31-JUL-2008 12:40
End Cal Date : 02-APR-2009 12:20
Last Cal Level: 4
Last Cal Type : Continuing Calibration

Initial Calibration

Injection Date	Sublist	Calibration File
Cal Level: 1 , Cal Amount: 5.00000		
03-MAR-2009 00:16	DIMETHOX	\\cansvr11\dd\chem\MSV\a3ux10.i\P90302B-IC.b\UXX9866.D
18-FEB-2009 13:43	BZCL	\\cansvr11\dd\chem\MSV\a3ux10.i\P90218A-IC.b\UXX9660.D
01-AUG-2008 02:50	MISC	\\cansvr11\dd\chem\MSV\a3ux10.i\P80801A-IC.b\UXX4561.D
31-JUL-2008 17:13	3-IX	\\cansvr11\dd\chem\MSV\a3ux10.i\P80731A-IC.b\UXX4539.D
02-APR-2009 12:20	2-8260	\\cansvr11\dd\chem\MSV\a3ux10.i\P90402A-IC.b\UXX0535.D
Cal Level: 2 , Cal Amount: 10.00000		
02-MAR-2009 23:54	DIMETHOX	\\cansvr11\dd\chem\MSV\a3ux10.i\P90302B-IC.b\UXX9865.D
18-FEB-2009 13:21	BZCL	\\cansvr11\dd\chem\MSV\a3ux10.i\P90218A-IC.b\UXX9659.D
01-AUG-2008 02:29	MISC	\\cansvr11\dd\chem\MSV\a3ux10.i\P80801A-IC.b\UXX4560.D
31-JUL-2008 16:52	3-IX	\\cansvr11\dd\chem\MSV\a3ux10.i\P80731A-IC.b\UXX4538.D
02-APR-2009 11:58	2-8260	\\cansvr11\dd\chem\MSV\a3ux10.i\P90402A-IC.b\UXX0534.D
Cal Level: 3 , Cal Amount: 25.00000		
02-MAR-2009 23:33	DIMETHOX	\\cansvr11\dd\chem\MSV\a3ux10.i\P90302B-IC.b\UXX9864.D
18-FEB-2009 13:00	BZCL	\\cansvr11\dd\chem\MSV\a3ux10.i\P90218A-IC.b\UXX9658.D
01-AUG-2008 02:07	MISC	\\cansvr11\dd\chem\MSV\a3ux10.i\P80801A-IC.b\UXX4559.D
31-JUL-2008 16:31	3-IX	\\cansvr11\dd\chem\MSV\a3ux10.i\P80731A-IC.b\UXX4537.D
02-APR-2009 11:37	2-8260	\\cansvr11\dd\chem\MSV\a3ux10.i\P90402A-IC.b\UXX0533.D
Cal Level: 4 , Cal Amount: 50.00000		
02-MAR-2009 23:12	DIMETHOX	\\cansvr11\dd\chem\MSV\a3ux10.i\P90302B-IC.b\UXX9863.D
18-FEB-2009 12:39	BZCL	

\\cansvr11\dd\chem\MSV\a3ux10.i\P90218A-IC.b\UXX9657.D		
01-AUG-2008 01:46	MISC	
\\cansvr11\dd\chem\MSV\a3ux10.i\P80801A-IC.b\UXX4558.D		
31-JUL-2008 16:09	3-IX	
\\cansvr11\dd\chem\MSV\a3ux10.i\P80731A-IC.b\UXX4536.D		
02-APR-2009 11:15	2-8260	
\\cansvr11\dd\chem\MSV\a3ux10.i\P90402A-IC.b\UXX0532.D		

Cal Level: 5 , Cal Amount: 100.00000		
02-MAR-2009 22:51	DIMETHOX	
\\cansvr11\dd\chem\MSV\a3ux10.i\P90302B-IC.b\UXX9862.D		
18-FEB-2009 12:17	BZCL	
\\cansvr11\dd\chem\MSV\a3ux10.i\P90218A-IC.b\UXX9656.D		
01-AUG-2008 01:25	MISC	
\\cansvr11\dd\chem\MSV\a3ux10.i\P80801A-IC.b\UXX4557.D		
31-JUL-2008 15:47	3-IX	
\\cansvr11\dd\chem\MSV\a3ux10.i\P80731A-IC.b\UXX4535.D		
02-APR-2009 10:53	2-8260	
\\cansvr11\dd\chem\MSV\a3ux10.i\P90402A-IC.b\UXX0531.D		

Cal Level: 6 , Cal Amount: 200.00000		
02-MAR-2009 22:29	DIMETHOX	
\\cansvr11\dd\chem\MSV\a3ux10.i\P90302B-IC.b\UXX9861.D		
18-FEB-2009 11:56	BZCL	
\\cansvr11\dd\chem\MSV\a3ux10.i\P90218A-IC.b\UXX9655.D		
01-AUG-2008 01:03	MISC	
\\cansvr11\dd\chem\MSV\a3ux10.i\P80801A-IC.b\UXX4556.D		
31-JUL-2008 15:26	3-IX	
\\cansvr11\dd\chem\MSV\a3ux10.i\P80731A-IC.b\UXX4534.D		
02-APR-2009 10:32	2-8260	
\\cansvr11\dd\chem\MSV\a3ux10.i\P90402A-IC.b\UXX0530.D		

Continuing Calibration
Ccal Level Mode: GLOBAL LEVEL 4

03-APR-2009 10:04	2-8260	
\\cansvr11\dd\chem\MSV\a3ux10.i\P90403A.b\UXX0562.D		
03-APR-2009 10:26	3-IX	
\\cansvr11\dd\chem\MSV\a3ux10.i\P90403A.b\UXX0563.D		

Data File: \\cansvr11\dd\chem\MSV\a3ux10.i\P90403A.b\UXX0562.D
Report Date: 03-Apr-2009 10:59

STL Inc North Canton

CONTINUING CALIBRATION COMPOUNDS

Instrument ID: a3ux10.i Injection Date: 03-APR-2009 10:04
Lab File ID: UXX0562.D Init. Cal. Date(s): 31-JUL-2008 02-APR-2009
Analysis Type: WATER Init. Cal. Times: 12:40 12:20
Lab Sample ID: 50NG-CC Quant Type: ISTD
Method: \\cansvr11\dd\chem\MSV\a3ux10.i\P90403A.b\8260LLUX10.m

COMPOUND	RRF / AMOUNT	RF50	CCAL RRF50	MIN RRF	%D / %DRIFT	MAX %D / %DRIFT	CURVE TYPE	
$ 4 Dibromofluoromethane	0.20445	0.19626	0.19626	0.010	4.00545	50.00000	Averaged	
$ 5 1,2-Dichloroethane-d4	0.26219	0.23026	0.23026	0.010	12.17816	50.00000	Averaged	
$ 6 Toluene-d8	1.11671	1.07853	1.07853	0.010	3.41915	50.00000	Averaged	
$ 7 Bromofluorobenzene	0.41505	0.40088	0.40088	0.010	3.41316	50.00000	Averaged	
8 Dichlorodifluoromethane	0.16821	0.15895	0.15895	0.010	5.50335	50.00000	Averaged	
9 Chloromethane	0.22919	0.22518	0.22518	0.100	1.75076	50.00000	Averaged	
10 Vinyl Chloride	0.26373	0.25578	0.25578	0.010	3.01520	20.00000	Averaged	
11 Bromomethane	0.15237	0.14050	0.14050	0.010	7.78947	50.00000	Averaged	
12 Chloroethane	0.17340	0.15802	0.15802	0.010	8.86508	50.00000	Averaged	
13 Trichlorofluoromethane	0.23432	0.23735	0.23735	0.010	-1.29363	50.00000	Averaged	
15 Acrolein	0.00766	0.00748	0.00748	0.010	2.38532	50.00000	Averaged	<-
16 Acetone	100	101	0.08514	0.010	-0.76250	0.000e+000	Wt Linear	
17 1,1-Dichloroethene	0.22718	0.23057	0.23057	0.010	-1.49392	20.00000	Averaged	
18 Freon-113	0.17114	0.16942	0.16942	0.010	1.00634	50.00000	Averaged	
19 Iodomethane	0.36398	0.36469	0.36469	0.010	-0.19368	50.00000	Averaged	
20 Carbon Disulfide	0.66515	0.67925	0.67925	0.010	-2.11859	50.00000	Averaged	
21 Methylene Chloride	0.27295	0.26585	0.26585	0.010	2.60309	50.00000	Averaged	
22 Acetonitrile	0.03473	0.03053	0.03053	0.010	12.08271	50.00000	Averaged	
23 Acrylonitrile	0.10282	0.10944	0.10944	0.010	-6.44717	50.00000	Averaged	
24 Methyl tert-butyl ether	0.67643	0.68589	0.68589	0.010	-1.39829	50.00000	Averaged	
25 trans-1,2-Dichloroethene	0.25200	0.25559	0.25559	0.010	-1.42694	50.00000	Averaged	
26 Hexane	0.05672	0.05720	0.05720	0.010	-0.84519	20.00000	Averaged	
27 Vinyl acetate	0.38367	0.36265	0.36265	0.010	5.48040	50.00000	Averaged	
28 1,1-Dichloroethane	0.42397	0.43578	0.43578	0.100	-2.78555	50.00000	Averaged	
29 tert-Butyl Alcohol	0.01925	0.01862	0.01862	0.010	3.27461	50.00000	Averaged	
30 2-Butanone	0.11754	0.12177	0.12177	0.010	-3.59175	50.00000	Averaged	
M 31 1,2-Dichloroethene (total)	0.25363	0.25963	0.25963	0.010	-2.36370	50.00000	Averaged	
32 cis-1,2-dichloroethene	0.25527	0.26367	0.26367	0.010	-3.28888	50.00000	Averaged	
33 2,2-Dichloropropane	0.23312	0.21623	0.21623	0.010	7.24638	50.00000	Averaged	
34 Bromochloromethane	0.12517	0.13216	0.13216	0.010	-5.58972	50.00000	Averaged	
35 Chloroform	0.40058	0.40405	0.40405	0.010	-0.86554	20.00000	Averaged	
36 Tetrahydrofuran	0.07311	0.07662	0.07662	0.010	-4.80785	50.00000	Averaged	
37 1,1,1-Trichloroethane	0.32210	0.31059	0.31059	0.010	3.57563	50.00000	Averaged	
38 1,1-Dichloropropene	0.30874	0.32164	0.32164	0.010	-4.17908	50.00000	Averaged	
39 Carbon Tetrachloride	0.28955	0.29259	0.29259	0.010	-1.04995	50.00000	Averaged	
40 1,2-Dichloroethane	0.32392	0.31313	0.31313	0.010	3.32888	50.00000	Averaged	
41 Benzene	0.99310	0.99979	0.99979	0.010	-0.67292	50.00000	Averaged	
42 Trichloroethene	0.25196	0.25954	0.25954	0.010	-3.00878	50.00000	Averaged	
43 1,2-Dichloropropane	0.23235	0.24267	0.24267	0.010	-4.43889	20.00000	Averaged	
44 1,4-Dioxane	0.00265	0.00260	0.00260	0.010	2.02302	50.00000	Averaged	<-
45 Dibromomethane	0.13404	0.14104	0.14104	0.010	-5.22305	50.00000	Averaged	
46 Bromodichloromethane	0.26988	0.28223	0.28223	0.010	-4.57499	50.00000	Averaged	
47 2-Chloroethyl vinyl ether	0.13128	0.14010	0.14010	0.010	-6.71999	50.00000	Averaged	

Data File: \\cansvr11\dd\chem\MSV\a3ux10.i\P90403A.b\UXX0562.D
Report Date: 03-Apr-2009 10:59

STL Inc North Canton

CONTINUING CALIBRATION COMPOUNDS

Instrument ID: a3ux10.i Injection Date: 03-APR-2009 10:04
Lab File ID: UXX0562.D Init. Cal. Date(s): 31-JUL-2008 02-APR-2009
Analysis Type: WATER Init. Cal. Times: 12:40 12:20
Lab Sample ID: 50NG-CC Quant Type: ISTD
Method: \\cansvr11\dd\chem\MSV\a3ux10.i\P90403A.b\8260LLUX10.m

COMPOUND	RRF / AMOUNT	RF50	CCAL RRF50	MIN RRF	%D / %DRIFT	MAX %D / %DRIFT	CURVE TYPE
48 cis-1,3-Dichloropropene	0.32049	0.33377	0.33377	0.010	-4.14288	50.00000	Averaged
49 4-Methyl-2-pentanone	0.22450	0.23408	0.23408	0.010	-4.26665	50.00000	Averaged
50 Toluene	1.35624	1.43245	1.43245	0.010	-5.61904	20.00000	Averaged
51 trans-1,3-Dichloropropene	0.37866	0.40428	0.40428	0.010	-6.76632	50.00000	Averaged
52 Ethyl Methacrylate	0.36457	0.38081	0.38081	0.010	-4.45523	50.00000	Averaged
53 1,1,2-Trichloroethane	0.27178	0.28171	0.28171	0.010	-3.65493	50.00000	Averaged
54 1,3-Dichloropropane	0.49417	0.51238	0.51238	0.010	-3.68590	50.00000	Averaged
55 Tetrachloroethene	0.28158	0.29724	0.29724	0.010	-5.56149	50.00000	Averaged
56 2-Hexanone	0.20737	0.22264	0.22264	0.010	-7.36471	50.00000	Averaged
57 Dibromochloromethane	0.26990	0.29818	0.29818	0.010	-10.48022	50.00000	Averaged
58 1,2-Dibromoethane	0.27230	0.28657	0.28657	0.010	-5.24043	50.00000	Averaged
59 Chlorobenzene	0.90825	0.93544	0.93544	0.300	-2.99376	50.00000	Averaged
60 1,1,1,2-Tetrachloroethane	0.30677	0.32413	0.32413	0.010	-5.65744	50.00000	Averaged
61 Ethylbenzene	0.46384	0.48298	0.48298	0.010	-4.12567	20.00000	Averaged
62 m + p-Xylene	0.58997	0.62536	0.62536	0.010	-5.99849	50.00000	Averaged
M 63 Xylenes (total)	0.58226	0.61641	0.61641	0.010	-5.86435	50.00000	Averaged
64 Xylene-o	0.56684	0.59850	0.59850	0.010	-5.58540	50.00000	Averaged
65 Styrene	0.93614	0.99877	0.99877	0.010	-6.69052	50.00000	Averaged
66 Bromoform	0.18082	0.20540	0.20540	0.100	-13.59758	50.00000	Averaged
67 Isopropylbenzene	1.45335	1.51775	1.51775	0.010	-4.43113	50.00000	Averaged
68 1,1,2,2-Tetrachloroethane	0.61669	0.67292	0.67292	0.300	-9.11764	50.00000	Averaged
69 1,4-Dichloro-2-butene	50.00000	60.38287	0.15123	0.010	-20.76574	0.000e+000	Wt Linear
70 1,2,3-Trichloropropane	0.18848	0.20390	0.20390	0.010	-8.18470	50.00000	Averaged
71 Bromobenzene	0.61961	0.67290	0.67290	0.010	-8.59993	50.00000	Averaged
72 n-Propylbenzene	0.65006	0.72478	0.72478	0.010	-11.49291	50.00000	Averaged
73 2-Chlorotoluene	0.59073	0.64572	0.64572	0.010	-9.30869	50.00000	Averaged
74 1,3,5-Trimethylbenzene	1.97133	2.09814	2.09814	0.010	-6.43302	50.00000	Averaged
75 4-Chlorotoluene	0.61486	0.66923	0.66923	0.010	-8.84406	50.00000	Averaged
76 tert-Butylbenzene	1.70252	1.80247	1.80247	0.010	-5.87105	50.00000	Averaged
77 1,2,4-Trimethylbenzene	2.03020	2.15836	2.15836	0.010	-6.31303	50.00000	Averaged
78 sec-Butylbenzene	2.46693	2.57538	2.57538	0.010	-4.39618	50.00000	Averaged
79 4-Isopropyltoluene	2.09886	2.21666	2.21666	0.010	-5.61285	50.00000	Averaged
80 1,3-Dichlorobenzene	1.26262	1.29544	1.29544	0.010	-2.59993	50.00000	Averaged
81 1,4-Dichlorobenzene	1.34627	1.35906	1.35906	0.010	-0.94998	50.00000	Averaged
82 n-Butylbenzene	1.82068	1.86705	1.86705	0.010	-2.54664	50.00000	Averaged
83 1,2-Dichlorobenzene	1.23135	1.26040	1.26040	0.010	-2.35892	50.00000	Averaged
84 1,2-Dibromo-3-chloropropane	0.10944	0.11491	0.11491	0.010	-5.00187	50.00000	Averaged
85 1,2,4-Trichlorobenzene	0.74412	0.62026	0.62026	0.010	16.64514	50.00000	Averaged
86 Hexachlorobutadiene	0.33207	0.27235	0.27235	0.010	17.98268	50.00000	Averaged
87 Naphthalene	1.74727	1.58788	1.58788	0.010	9.12245	50.00000	Averaged
88 1,2,3-Trichlorobenzene	0.67388	0.57959	0.57959	0.010	13.99248	50.00000	Averaged
98 Cyclohexane	0.47759	0.46753	0.46753	0.010	2.10682	50.00000	Averaged
143 Methyl Acetate	0.21392	0.22121	0.22121	0.010	-3.40687	50.00000	Averaged

Data File: \\cansvr11\dd\chem\MSV\a3ux10.i\P90403A.b\UXX0562.D
Report Date: 03-Apr-2009 10:59

STL Inc North Canton

CONTINUING CALIBRATION COMPOUNDS

Instrument ID: a3ux10.i Injection Date: 03-APR-2009 10:04
Lab File ID: UXX0562.D Init. Cal. Date(s): 31-JUL-2008 02-APR-2009
Analysis Type: WATER Init. Cal. Times: 12:40 12:20
Lab Sample ID: 50NG-CC Quant Type: ISTD
Method: \\cansvr11\dd\chem\MSV\a3ux10.i\P90403A.b\8260LLUX10.m

COMPOUND	RRF / AMOUNT	RF50	CCAL RRF50	MIN RRF	%D / %DRIFT	MAX %D / %DRIFT	CURVE TYPE
144 Methylcyclohexane	0.45323	0.45489	0.45489	0.010	-0.36492	50.00000	Averaged
141 1,3,5-Trichlorobenzene	0.87384	0.80954	0.80954	0.010	7.35808	50.00000	Averaged
149 Vinyl Acetate-86	0.04087	0.03865	0.03865	0.010	5.43604	50.00000	Averaged

Data File: \\cansvr11\dd\chem\MSV\a3ux10.i\P90403A.b\UXX0562.D
Report Date: 03-Apr-2009 10:59

STL Inc North Canton

VOLATILE REPORT SW-846 Method 8260A/B

Data file : \\cansvr11\dd\chem\MSV\a3ux10.i\P90403A.b\UXX0562.D
Lab Smp Id: 50NG-CC
Inj Date : 03-APR-2009 10:04
Operator : 1904 Inst ID: a3ux10.i
Smp Info : 50NG-CC
Misc Info : P90403A,8260LLUX10,2-8260.SUB,1904,2
Comment   :
Method   : \\cansvr11\dd\chem\MSV\a3ux10.i\P90403A.b\8260LLUX10.m
Meth Date : 03-Apr-2009 10:59 a3ux10.i Quant Type: ISTD
Cal Date : 02-MAR-2009 23:12 Cal File: UXX9863.D
Als bottle: 1 Continuing Calibration Sample
Dil Factor: 1.00000
Integrator: HP RTE Compound Sublist: 2-8260.SUB
Target Version: 4.14
Processing Host: CANPMSV24

Concentration Formula: Amt * DF * 1/Vo * CpndVariable

Name	Value	Description
DF	1.000	Dilution Factor
Vo	5.000	Sample volume
Va	100.000	Injection Volume
Cpnd Variable		Local Compound Variable

	Compounds	QUANT SIG MASS	RT	EXP RT	REL RT	RESPONSE	AMOUNTS CAL-AMT (ng)	AMOUNTS ON-COL (ng)
*	1 Fluorobenzene	96	5.373	5.373	(1.000)	1825877	50.0000	
*	2 Chlorobenzene-d5	117	8.071	8.071	(1.000)	1297654	50.0000	
*	3 1,4-Dichlorobenzene-d4	152	10.331	10.331	(1.000)	785309	50.0000	
$	4 Dibromofluoromethane	113	4.793	4.793	(0.892)	358353	50.0000	47.997
$	5 1,2-Dichloroethane-d4	65	5.089	5.089	(0.947)	420422	50.0000	43.911
$	6 Toluene-d8	98	6.746	6.746	(0.836)	1399559	50.0000	48.290
$	7 Bromofluorobenzene	95	9.183	9.183	(1.138)	520207	50.0000	48.293
	8 Dichlorodifluoromethane	85	1.587	1.587	(0.295)	290223	50.0000	47.248
	9 Chloromethane	50	1.741	1.741	(0.324)	411145	50.0000	49.125
	10 Vinyl Chloride	62	1.847	1.847	(0.344)	467014	50.0000	48.492
	11 Bromomethane	94	2.155	2.155	(0.401)	256532	50.0000	46.105
	12 Chloroethane	64	2.249	2.249	(0.419)	288534	50.0000	45.567
	13 Trichlorofluoromethane	101	2.474	2.474	(0.461)	433367	50.0000	50.647
	15 Acrolein	56	2.817	2.817	(0.524)	136521	500.000	488.07
	16 Acetone	43	2.948	2.948	(0.549)	310910	100.000	100.76
	17 1,1-Dichloroethene	96	2.924	2.924	(0.544)	420998	50.0000	50.747
	18 Freon-113	151	2.936	2.936	(0.546)	309345	50.0000	49.497
	19 Iodomethane	142	3.078	3.078	(0.573)	665874	50.0000	50.097
	20 Carbon Disulfide	76	3.137	3.137	(0.584)	1240218	50.0000	51.059

21 Methylene Chloride	84	3.326	3.326 (0.619)	485405	50.0000	48.698
22 Acetonitrile	41	3.184	3.184 (0.593)	557477	500.000	439.59
23 Acrylonitrile	53	3.527	3.527 (0.656)	399663	100.000	106.45

Data File: \\cansvr11\dd\chem\MSV\a3ux10.i\P90403A.b\UXX0562.D
Report Date: 03-Apr-2009 10:59

Compounds	QUANT SIG MASS	RT	EXP RT	REL RT	RESPONSE	AMOUNTS CAL-AMT (ng)	AMOUNTS ON-COL (ng)
24 Methyl tert-butyl ether	73	3.551	3.551	(0.661)	1252342	50.0000	50.699
25 trans-1,2-Dichloroethene	96	3.563	3.563	(0.663)	466678	50.0000	50.713
26 Hexane	86	3.788	3.788	(0.705)	104445	50.0000	50.422
27 Vinyl acetate	43	3.941	3.941	(0.734)	662149	50.0000	47.260
28 1,1-Dichloroethane	63	3.918	3.918	(0.729)	795677	50.0000	51.393
29 tert-Butyl Alcohol	59	3.397	3.397	(0.632)	679808	1000.00	967.25
30 2-Butanone	43	4.403	4.403	(0.819)	444661	100.000	103.59
32 cis-1,2-dichloroethene	96	4.403	4.403	(0.819)	481422	50.0000	51.644
33 2,2-Dichloropropane	77	4.415	4.415	(0.822)	394808	50.0000	46.377
34 Bromochloromethane	128	4.604	4.604	(0.857)	241311	50.0000	52.795
35 Chloroform	83	4.663	4.663	(0.868)	737737	50.0000	50.433
36 Tetrahydrofuran	42	4.651	4.651	(0.866)	139907	50.0000	52.404
37 1,1,1-Trichloroethane	97	4.841	4.841	(0.901)	567093	50.0000	48.212
38 1,1-Dichloropropene	75	4.971	4.971	(0.925)	587283	50.0000	52.090
39 Carbon Tetrachloride	117	4.983	4.983	(0.927)	534235	50.0000	50.525
40 1,2-Dichloroethane	62	5.160	5.160	(0.960)	571744	50.0000	48.336
41 Benzene	78	5.148	5.148	(0.958)	1825488	50.0000	50.336
42 Trichloroethene	130	5.693	5.693	(1.059)	473895	50.0000	51.504
43 1,2-Dichloropropane	63	5.882	5.882	(1.095)	443080	50.0000	52.219
44 1,4-Dioxane	88	5.989	5.989	(1.115)	237007	2500.00	2449.4
45 Dibromomethane	93	5.989	5.989	(1.115)	257514	50.0000	52.612
46 Bromodichloromethane	83	6.107	6.107	(1.137)	515311	50.0000	52.287
47 2-Chloroethyl vinyl ether	63	6.355	6.355	(1.183)	511616	100.000	106.72
48 cis-1,3-Dichloropropene	75	6.497	6.497	(1.209)	609416	50.0000	52.071
49 4-Methyl-2-pentanone	43	6.628	6.628	(1.233)	854787	100.000	104.27
50 Toluene	91	6.805	6.805	(0.843)	1858818	50.0000	52.810
51 trans-1,3-Dichloropropene	75	6.982	6.982	(0.865)	524611	50.0000	53.383
52 Ethyl Methacrylate	69	7.053	7.053	(0.874)	494163	50.0000	52.228
53 1,1,2-Trichloroethane	97	7.160	7.160	(0.887)	365560	50.0000	51.827
54 1,3-Dichloropropane	76	7.314	7.314	(0.906)	664895	50.0000	51.843
55 Tetrachloroethene	164	7.314	7.314	(0.906)	385720	50.0000	52.781
56 2-Hexanone	43	7.373	7.373	(0.914)	577814	100.000	107.36
57 Dibromochloromethane	129	7.527	7.527	(0.933)	386939	50.0000	55.240
58 1,2-Dibromoethane	107	7.645	7.645	(0.947)	371868	50.0000	52.620
59 Chlorobenzene	112	8.107	8.107	(1.004)	1213877	50.0000	51.497
60 1,1,1,2-Tetrachloroethane	131	8.166	8.166	(1.012)	420607	50.0000	52.829
61 Ethylbenzene	106	8.189	8.189	(1.015)	626743	50.0000	52.063
62 m + p-Xylene	106	8.308	8.308	(1.029)	1623010	100.000	106.00
64 Xylene-o	106	8.686	8.686	(1.076)	776642	50.0000	52.793
65 Styrene	104	8.698	8.698	(1.078)	1296055	50.0000	53.345
66 Bromoform	173	8.888	8.888	(1.101)	266541	50.0000	56.799
67 Isopropylbenzene	105	9.041	9.041	(1.120)	1969520	50.0000	52.216
68 1,1,2,2-Tetrachloroethane	83	9.314	9.314	(0.902)	528451	50.0000	54.559
69 1,4-Dichloro-2-butene	53	9.373	9.373	(0.907)	118766	50.0000	60.383
70 1,2,3-Trichloropropane	110	9.361	9.361	(0.906)	160127	50.0000	54.092
71 Bromobenzene	156	9.349	9.349	(0.905)	528433	50.0000	54.300
72 n-Propylbenzene	120	9.432	9.432	(0.913)	569173	50.0000	55.746
73 2-Chlorotoluene	126	9.527	9.527	(0.922)	507088	50.0000	54.654
74 1,3,5-Trimethylbenzene	105	9.598	9.598	(0.929)	1647691	50.0000	53.216
75 4-Chlorotoluene	126	9.633	9.633	(0.932)	525556	50.0000	54.422
76 tert-Butylbenzene	119	9.929	9.929	(0.961)	1415498	50.0000	52.936
77 1,2,4-Trimethylbenzene	105	9.976	9.976	(0.966)	1694982	50.0000	53.156

78	sec-Butylbenzene	105	10.142	10.142 (0.982)	2022472	50.0000	52.198
79	4-Isopropyltoluene	119	10.284	10.284 (0.995)	1740766	50.0000	52.806

Data File: \\cansvr11\dd\chem\MSV\a3ux10.i\P90403A.b\UXX0562.D
Report Date: 03-Apr-2009 10:59

	Compounds	QUANT SIG MASS	RT	EXP RT	REL RT	RESPONSE	AMOUNTS CAL-AMT (ng)	AMOUNTS ON-COL (ng)
80	1,3-Dichlorobenzene	146	10.260	10.260	(0.993)	1017323	50.0000	51.300
81	1,4-Dichlorobenzene	146	10.355	10.355	(1.002)	1067283	50.0000	50.475
82	n-Butylbenzene	91	10.698	10.698	(1.036)	1466208	50.0000	51.273
83	1,2-Dichlorobenzene	146	10.722	10.722	(1.038)	989804	50.0000	51.179
84	1,2-Dibromo-3-chloropropane	157	11.503	11.503	(1.113)	90242	50.0000	52.501
85	1,2,4-Trichlorobenzene	180	12.343	12.343	(1.195)	487093	50.0000	41.677
86	Hexachlorobutadiene	225	12.508	12.508	(1.211)	213880	50.0000	41.009
87	Naphthalene	128	12.603	12.603	(1.220)	1246973	50.0000	45.439
88	1,2,3-Trichlorobenzene	180	12.863	12.863	(1.245)	455157	50.0000	43.004
98	Cyclohexane	56	4.888	4.888	(0.910)	853651	50.0000	48.946
143	Methyl Acetate	43	3.231	3.231	(0.601)	807795	100.000	103.41
144	Methylcyclohexane	83	5.870	5.870	(1.092)	830567	50.0000	50.182
141	1,3,5-Trichlorobenzene	180	11.716	11.716	(1.134)	635740	50.0000	46.321
149	Vinyl Acetate-86	86	3.941	3.941	(0.734)	70573	50.0000	47.282

Data File: \\cansvr11\dd\chem\MSV\a3ux10.i\P90403A.b\UXX0562.D
Report Date: 03-Apr-2009 10:59

STL Inc North Canton

INTERNAL STANDARD COMPOUNDS
AREA AND RT SUMMARY

Instrument ID: a3ux10.i
Lab File ID: UXX0562.D
Lab Smp Id: 50NG-CC
Analysis Type: VOA
Quant Type: ISTD
Operator: 1904
Method File: \\cansvr11\dd\chem\MSV\a3ux10.i\P90403A.b\8260LLUX10.m
Misc Info: P90403A,8260LLUX10,2-8260.SUB,1904,2

Calibration Date: 03-APR-2009
Calibration Time: 10:26
Level: LOW
Sample Type: WATER

		AREA LIMIT			
COMPOUND	STANDARD	LOWER	UPPER	SAMPLE	%DIFF
1 Fluorobenzene	1590172	795086	3180344	1825877	14.82
2 Chlorobenzene-d5	1118056	559028	2236112	1297654	16.06
3 1,4-Dichlorobenze	647076	323538	1294152	785309	21.36

		RT LIMIT			
COMPOUND	STANDARD	LOWER	UPPER	SAMPLE	%DIFF
1 Fluorobenzene	5.37	4.87	5.87	5.37	0.05
2 Chlorobenzene-d5	8.07	7.57	8.57	8.07	0.03
3 1,4-Dichlorobenze	10.33	9.83	10.83	10.33	0.02

AREA UPPER LIMIT = +100% of internal standard area.
AREA LOWER LIMIT = - 50% of internal standard area.
RT UPPER LIMIT = + 0.50 minutes of internal standard RT.
RT LOWER LIMIT = - 0.50 minutes of internal standard RT.


Y (x10^6)
Min
-Dichlorodifluoromethane
-Chloromethane
-Vinyl Chloride
-Bromomethane
-Chloroethane
-Trichlorofluoromethane
-Acrolein
-Acetone+
-Iodomethane+
-Acetonitrile+
-Methylene Chloride
-tert-Butyl Alcohol
-Hexane
Acrylonitrile+
-Vinyl acetate+
-Bromochloromethane
Chloroform+
2-Butanone+
-Dibromofluoromethane
-1,2-Dichloroethane-d4
Cyclohexane
1,1-Dichloropropene+
1,2-Dichloroethane+
Fluorobenzene
-Trichloroethene
-1,4-Dioxane+
-Bromodichloromethane
1,2-Dichloropropane+
-cis-1,3-Dichloropropene
-4-Methyl-2-pentanone
-trans-1,3-Dichloropropene
Toluene-d8
Toluene
-Ethyl Methacrylate
-1,1,2-Trichloroethane
-2-Hexanone
-Dibromochloromethane
1,3-Dichloropropane+
-1,2-Dibromoethane
Chlorobenzene-d5+
1,1,1,2-Tetrachloroethane+
m + p-Xylene
-Bromoform
Xylene-o+
-Bromofluorobenzene
Isopropylbenzene
1,1,2,2-Tetrachloroethane+
n-Propylbenzene
p-Chlorotoluene
1,3,5-Trimethylbenzene+
tert-Butylbenzene
1,2,4-Trimethylbenzene
sec-Butylbenzene
4-Isopropyltoluene+
1,4-Dichlorobenzene-d4+
n-Butylbenzene+
-1,2-Dibromo-3-chloropropa
1,3,5-Trichlorobenzene
-Hexachlorobutadiene
2,4-Trichlorobenzene
Naphthalene
-1,2,3-Trichlorobenzene
Data File: \\cansvr11\dd\chem\MSV\a3ux10.i\P90403A.b\UXX0562.D
Date : 03-APR-2009 10:04
Client ID:
Sample Info: 50NG-CC
Purge Volume: 5.0
Column phase: DB624
Instrument: a3ux10.i
Operator: 1904
Column diameter: 0.18
\\cansvr11\dd\chem\MSV\a3ux10.i\P90403A.b\UXX0562.D

Data File: \\cansvr11\dd\chem\MSV\a3ux10.i\P90403A.b\UXX0566.D
Report Date: 03-Apr-2009 11:48

STL Inc North Canton

RECOVERY REPORT

Client Name:
Client SDG: SDGa00932
Sample Matrix: LIQUID
Fraction: VOA
Lab Smp Id: QCMRL
Level: LOW
Operator: 1904
Data Type: MS DATA
SampleType: METHSPIKE
SpikeList File: MRL.spk
Quant Type: ISTD
Sublist File: 2-8260.SUB
Method File: \\cansvr11\dd\chem\MSV\a3ux10.i\P90403A.b\8260LLUX10.m
Misc Info: P90403A,8260LLUX10,2-8260.SUB,1904,3

SPIKE	COMPOUND	CONC ADDED ug/L	CONC RECOVERED ug/L	% RECOVERED	LIMITS
17	1,1-Dichloroethene	1.000	0.9979	99.79	70-130
42	Trichloroethene	1.000	1.017	101.69	70-130
59	Chlorobenzene	1.000	1.018	101.76	70-130
50	Toluene	1.000	1.044	104.41	70-130
41	Benzene	1.000	1.046	104.63	70-130
16	Acetone	2.000	1.751	87.56	70-130
20	Carbon Disulfide	1.000	0.9962	99.62	70-130
9	Chloromethane	1.000	0.9448	94.48	70-130
11	Bromomethane	1.000	0.8703	87.03	70-130
10	Vinyl Chloride	1.000	0.9643	96.43	70-130
12	Chloroethane	1.000	0.8900	89.00	70-130
21	Methylene Chloride	1.000	1.177	117.73	70-130
28	1,1-Dichloroethane	1.000	0.9777	97.77	70-130
M 31	1,2-Dichloroethene	2.000	1.941	97.05	70-130
35	Chloroform	1.000	1.003	100.27	70-130
40	1,2-Dichloroethane	1.000	1.073	107.31	70-130
30	2-Butanone	2.000	2.203	110.17	70-130
37	1,1,1-Trichloroeth	1.000	0.9520	95.20	70-130
39	Carbon Tetrachlori	1.000	1.067	106.66	70-130
46	Bromodichlorometha	1.000	0.9779	97.79	70-130
43	1,2-Dichloropropan	1.000	1.033	103.33	70-130
48	cis-1,3-Dichloropr	1.000	0.9150	91.50	70-130
54	1,3-Dichloropropan	1.000	1.051	105.11	70-130
57	Dibromochlorometha	1.000	0.8995	89.95	70-130
53	1,1,2-Trichloroeth	1.000	1.026	102.62	70-130
51	trans-1,3-Dichloro	1.000	0.9638	96.38	70-130
49	4-Methyl-2-pentano	2.000	1.798	89.91	70-130
56	2-Hexanone	2.000	1.851	92.54	70-130
55	Tetrachloroethene	1.000	1.023	102.32	70-130
68	1,1,2,2-Tetrachlor	1.000	1.157	115.66	70-130
66	Bromoform	1.000	0.8929	89.29	70-130
61	Ethylbenzene	1.000	0.9286	92.86	70-130
65	Styrene	1.000	0.7861	78.61	70-130
M 63	Xylenes (total)	3.000	2.633	87.77	70-130
32	cis-1,2-dichloroet	1.000	0.9902	99.02	70-130
25	trans-1,2-Dichloro	1.000	0.9509	95.09	70-130
8	Dichlorodifluorome	1.000	0.9360	93.60	70-130
13	Trichlorofluoromet	1.000	0.8501	85.01	70-130
70	1,2,3-Trichloropro	1.000	1.193	119.31	70-130
18	Freon-113	1.000	1.050	104.96	70-130

Data File: \\cansvr11\dd\chem\MSV\a3ux10.i\P90403A.b\UXX0566.D
Report Date: 03-Apr-2009 11:48

	SPIKE COMPOUND	CONC ADDED ug/L	CONC RECOVERED ug/L	% RECOVERED	LIMITS
24	Methyl tert-butyl	1.000	0.9236	92.36	70-130
58	1,2-Dibromoethane	1.000	1.034	103.37	70-130
67	Isopropylbenzene	1.000	0.7949	79.49	70-130
80	1,3-Dichlorobenzen	1.000	1.055	105.52	70-130
81	1,4-Dichlorobenzen	1.000	1.098	109.82	70-130
83	1,2-Dichlorobenzen	1.000	0.9515	95.15	70-130
84	1,2-Dibromo-3-chlo	1.000	1.001	100.12	70-130
85	1,2,4-Trichloroben	1.000	0.8629	86.29	70-130
98	Cyclohexane	1.000	1.042	104.24	70-130
143	Methyl Acetate	2.000	2.214	110.69	70-130
144	Methylcyclohexane	1.000	1.010	100.99	70-130
71	Bromobenzene	1.000	1.110	111.04	70-130
34	Bromochloromethane	1.000	1.026	102.60	70-130
82	n-Butylbenzene	1.000	0.8906	89.06	70-130
78	sec-Butylbenzene	1.000	0.8682	86.82	70-130
76	tert-Butylbenzene	1.000	0.9862	98.62	70-130
73	2-Chlorotoluene	1.000	1.044	104.39	70-130
75	4-Chlorotoluene	1.000	1.013	101.33	70-130
45	Dibromomethane	1.000	1.029	102.94	70-130
33	2,2-Dichloropropan	1.000	0.9477	94.77	70-130
38	1,1-Dichloropropen	1.000	0.9879	98.79	70-130
86	Hexachlorobutadien	1.000	1.200	120.01	70-130
19	Iodomethane	1.000	0.9596	95.96	70-130
79	4-Isopropyltoluene	1.000	0.8053	80.53	70-130
87	Naphthalene	1.000	0.8045	80.45	70-130
72	n-Propylbenzene	1.000	1.027	102.71	70-130
60	1,1,1,2-Tetrachlor	1.000	0.9540	95.40	70-130
88	1,2,3-Trichloroben	1.000	0.9716	97.16	70-130
77	1,2,4-Trimethylben	1.000	0.8433	84.33	70-130
74	1,3,5-Trimethylben	1.000	0.8523	85.23	70-130
149	Vinyl Acetate-86	1.000	0.6118	61.18*	70-130
62	m + p-Xylene	2.000	1.787	89.34	70-130
64	Xylene-o	1.000	0.8463	84.63	70-130
49	4-Methyl-2-pentano	2.000	1.798	89.91	70-130
27	Vinyl acetate	1.000	0.7895	78.95	70-130

	SURROGATE COMPOUND	CONC ADDED ug/L	CONC RECOVERED ug/L	% RECOVERED	LIMITS
$ 4	Dibromofluorometha	10.000	9.554	95.54	73-122
$ 5	1,2-Dichloroethane	10.000	9.545	95.45	61-128
$ 6	Toluene-d8	10.000	9.879	98.79	76-110
$ 7	Bromofluorobenzene	10.000	9.168	91.68	74-116

Data File: \\cansvr11\dd\chem\MSV\a3ux10.i\P90403A.b\UXX0566.D
Report Date: 03-Apr-2009 11:48

STL Inc North Canton

VOLATILE REPORT SW-846 Method 8260A/B

Data file : \\cansvr11\dd\chem\MSV\a3ux10.i\P90403A.b\UXX0566.D
Lab Smp Id: QCMRL
Inj Date : 03-APR-2009 11:30
Operator : 1904 Inst ID: a3ux10.i
Smp Info : QCMRL
Misc Info : P90403A,8260LLUX10,2-8260.SUB,1904,3
Comment :
Method : \\cansvr11\dd\chem\MSV\a3ux10.i\P90403A.b\8260LLUX10.m
Meth Date : 03-Apr-2009 10:59 a3ux10.i Quant Type: ISTD
Cal Date : 02-MAR-2009 23:12 Cal File: UXX9863.D
Als bottle: 5 QC Sample: METHSPIKE
Dil Factor: 1.00000
Integrator: HP RTE Compound Sublist: 2-8260.SUB
Target Version: 4.14
Processing Host: CANPMSV24

Concentration Formula: Amt * DF * 1/Vo * CpndVariable

Name	Value	Description
DF	1.000	Dilution Factor
Vo	5.000	Sample volume
Va	100.000	Injection Volume
Cpnd Variable		Local Compound Variable

Compounds	QUANT SIG MASS	RT	EXP RT	REL RT	RESPONSE	CONCENTRATIONS ON-COLUMN (ng)	FINAL (ug/L)
* 1 Fluorobenzene	96	5.372	5.373	(1.000)	1582026	50.0000	
* 2 Chlorobenzene-d5	117	8.070	8.071	(1.000)	1106549	50.0000	
* 3 1,4-Dichlorobenzene-d4	152	10.330	10.331	(1.000)	628485	50.0000	
$ 4 Dibromofluoromethane	113	4.792	4.793	(0.892)	309016	47.7688	9.554
$ 5 1,2-Dichloroethane-d4	65	5.088	5.089	(0.947)	395932	47.7272	9.545
$ 6 Toluene-d8	98	6.744	6.746	(0.836)	1220806	49.3975	9.879
$ 7 Bromofluorobenzene	95	9.182	9.183	(1.138)	421055	45.8394	9.168
8 Dichlorodifluoromethane	85	1.585	1.587	(0.295)	24908	4.68006	0.9360
9 Chloromethane	50	1.739	1.741	(0.324)	34256	4.72388	0.9448
10 Vinyl Chloride	62	1.846	1.847	(0.344)	40234	4.82164	0.9643
11 Bromomethane	94	2.153	2.155	(0.401)	20978	4.35142	0.8703
12 Chloroethane	64	2.248	2.249	(0.419)	24414	4.44995	0.8900
13 Trichlorofluoromethane	101	2.485	2.474	(0.463)	31514	4.25067	0.8501
15 Acrolein	56	2.816	2.817	(0.524)	10978	45.2967	9.059
16 Acetone	43	2.946	2.948	(0.548)	53011	8.75613	1.751
17 1,1-Dichloroethene	96	2.922	2.924	(0.544)	35864	4.98938	0.9979
18 Freon-113	151	2.934	2.936	(0.546)	28419	5.24809	1.050
19 Iodomethane	142	3.064	3.078	(0.571)	55254	4.79778	0.9596
20 Carbon Disulfide	76	3.135	3.137	(0.584)	104825	4.98081	0.9962
21 Methylene Chloride	84	3.325	3.326	(0.619)	50839	5.88662	1.177

22 Acetonitrile	41	3.183	3.184 (0.593)	48869	44.4743	8.895
23 Acrylonitrile	53	3.526	3.527 (0.656)	31878	9.79917	1.960

Data File: \\cansvr11\dd\chem\MSV\a3ux10.i\P90403A.b\UXX0566.D
Report Date: 03-Apr-2009 11:48

	Compounds	QUANT SIG MASS	RT	EXP RT	REL RT	RESPONSE	CONCENTRATIONS ON-COLUMN (ng)	FINAL (ug/L)
	24 Methyl tert-butyl ether	73	3.550	3.551	(0.661)	98838	4.61806	0.9236
	25 trans-1,2-Dichloroethene	96	3.561	3.563	(0.663)	37909	4.75451	0.9509
	26 Hexane	86	3.798	3.788	(0.707)	9500	5.29321	1.059
	27 Vinyl acetate	43	3.940	3.941	(0.733)	47924	3.94773	0.7895
	28 1,1-Dichloroethane	63	3.916	3.918	(0.729)	65577	4.88849	0.9777
	29 tert-Butyl Alcohol	59	3.396	3.397	(0.632)	58853	96.6453	19.329
	30 2-Butanone	43	4.402	4.403	(0.819)	40973	11.0167	2.203
M	31 1,2-Dichloroethene (total)	96				77896	9.70530	1.941
	32 cis-1,2-dichloroethene	96	4.402	4.403	(0.819)	39987	4.95079	0.9902
	33 2,2-Dichloropropane	77	4.413	4.415	(0.822)	34952	4.73854	0.9477
	34 Bromochloromethane	128	4.603	4.604	(0.857)	20316	5.12992	1.026
	35 Chloroform	83	4.662	4.663	(0.868)	63544	5.01353	1.003
	36 Tetrahydrofuran	42	4.650	4.651	(0.866)	12224	5.28440	1.057
	37 1,1,1-Trichloroethane	97	4.839	4.841	(0.901)	48510	4.75983	0.9520
	38 1,1-Dichloropropene	75	4.970	4.971	(0.925)	48255	4.93973	0.9879
	39 Carbon Tetrachloride	117	4.981	4.983	(0.927)	48860	5.33317	1.067
	40 1,2-Dichloroethane	62	5.159	5.160	(0.960)	54990	5.36546	1.073
	41 Benzene	78	5.147	5.148	(0.958)	164380	5.23131	1.046
	42 Trichloroethene	130	5.691	5.693	(1.059)	40533	5.08427	1.017
	43 1,2-Dichloropropane	63	5.881	5.882	(1.095)	37984	5.16665	1.033
	44 1,4-Dioxane	88	5.987	5.989	(1.115)	14532	173.335	34.667
	45 Dibromomethane	93	5.987	5.989	(1.115)	21829	5.14721	1.029
	46 Bromodichloromethane	83	6.106	6.107	(1.137)	41753	4.88961	0.9779
	47 2-Chloroethyl vinyl ether	63	6.354	6.355	(1.183)	34225	8.23954	1.648
	48 cis-1,3-Dichloropropene	75	6.496	6.497	(1.209)	46391	4.57486	0.9150
	49 4-Methyl-2-pentanone	43	6.626	6.628	(1.233)	63866	8.99115	1.798
	50 Toluene	91	6.804	6.805	(0.843)	156695	5.22058	1.044
	51 trans-1,3-Dichloropropene	75	6.981	6.982	(0.865)	40384	4.81908	0.9638
	52 Ethyl Methacrylate	69	7.052	7.053	(0.874)	37549	4.65390	0.9308
	53 1,1,2-Trichloroethane	97	7.159	7.160	(0.887)	30862	5.13114	1.026
	54 1,3-Dichloropropane	76	7.312	7.314	(0.906)	57475	5.25538	1.051
	55 Tetrachloroethene	164	7.312	7.314	(0.906)	31881	5.11592	1.023
	56 2-Hexanone	43	7.372	7.373	(0.913)	42469	9.25409	1.851
	57 Dibromochloromethane	129	7.525	7.527	(0.933)	26864	4.49750	0.8995
	58 1,2-Dibromoethane	107	7.644	7.645	(0.947)	31146	5.16838	1.034
	59 Chlorobenzene	112	8.093	8.107	(1.003)	102275	5.08820	1.018
	60 1,1,1,2-Tetrachloroethane	131	8.164	8.166	(1.012)	32383	4.76979	0.9540
	61 Ethylbenzene	106	8.188	8.189	(1.015)	47660	4.64281	0.9286
	62 m + p-Xylene	106	8.306	8.308	(1.029)	116646	8.93381	1.787
M	63 Xylenes (total)	106				169727	13.1652	2.633
	64 Xylene-o	106	8.685	8.686	(1.076)	53081	4.23136	0.8463
	65 Styrene	104	8.697	8.698	(1.078)	81433	3.93062	0.7861
	66 Bromoform	173	8.886	8.888	(1.101)	17865	4.46443	0.8929
	67 Isopropylbenzene	105	9.028	9.041	(1.119)	127844	3.97474	0.7949
	68 1,1,2,2-Tetrachloroethane	83	9.312	9.314	(0.901)	44828	5.78303	1.157
	69 1,4-Dichloro-2-butene	53	9.371	9.373	(0.907)	8365	6.85841	1.372
	70 1,2,3-Trichloropropane	110	9.371	9.361	(0.907)	14133	5.96556	1.193
	71 Bromobenzene	156	9.348	9.349	(0.905)	43242	5.55215	1.110
	72 n-Propylbenzene	120	9.431	9.432	(0.913)	41964	5.13565	1.027
	73 2-Chlorotoluene	126	9.525	9.527	(0.922)	38756	5.21946	1.044
	74 1,3,5-Trimethylbenzene	105	9.596	9.598	(0.929)	105593	4.26139	0.8523
	75 4-Chlorotoluene	126	9.632	9.633	(0.932)	39155	5.06627	1.013

76 tert-Butylbenzene	119	9.928	9.929 (0.961)	105526	4.93109	0.9862
77 1,2,4-Trimethylbenzene	105	9.975	9.976 (0.966)	107603	4.21659	0.8433

Data File: \\cansvr11\dd\chem\MSV\a3ux10.i\P90403A.b\UXX0566.D
Report Date: 03-Apr-2009 11:48

	Compounds	QUANT SIG MASS	RT	EXP RT	REL RT	RESPONSE	CONCENTRATIONS ON-COLUMN (ng)	CONCENTRATIONS FINAL (ug/L)
78	sec-Butylbenzene	105	10.141	10.142	(0.982)	134606	4.34092	0.8682
79	4-Isopropyltoluene	119	10.282	10.284	(0.995)	106233	4.02672	0.8053
80	1,3-Dichlorobenzene	146	10.259	10.260	(0.993)	83730	5.27576	1.055
81	1,4-Dichlorobenzene	146	10.353	10.355	(1.002)	92922	5.49112	1.098
82	n-Butylbenzene	91	10.697	10.698	(1.036)	101913	4.45319	0.8906
83	1,2-Dichlorobenzene	146	10.732	10.722	(1.039)	73637	4.75760	0.9515
84	1,2-Dibromo-3-chloropropane	157	11.501	11.503	(1.113)	6886	5.00577	1.001
85	1,2,4-Trichlorobenzene	180	12.341	12.343	(1.195)	40356	4.31462	0.8629
86	Hexachlorobutadiene	225	12.507	12.508	(1.211)	25045	6.00029	1.200
87	Naphthalene	128	12.602	12.603	(1.220)	88349	4.02269	0.8045
88	1,2,3-Trichlorobenzene	180	12.862	12.863	(1.245)	41150	4.85804	0.9716
98	Cyclohexane	56	4.887	4.888	(0.910)	78756	5.21175	1.042
143	Methyl Acetate	43	3.230	3.231	(0.601)	74922	11.0692	2.214
144	Methylcyclohexane	83	5.869	5.870	(1.093)	72412	5.04947	1.010
141	1,3,5-Trichlorobenzene	180	11.714	11.716	(1.134)	47057	4.28418	0.8568
149	Vinyl Acetate-86	86	3.940	3.941	(0.733)	3956	3.05894	0.6118(aR)

QC Flag Legend

a - Target compound detected but, quantitated amount
    Below Limit Of Quantitation(BLOQ).
R - Spike/Surrogate failed recovery limits.

Data File: \\cansvr11\dd\chem\MSV\a3ux10.i\P90403A.b\UXX0566.D
Report Date: 03-Apr-2009 11:48

STL Inc North Canton

INTERNAL STANDARD COMPOUNDS
AREA AND RT SUMMARY

Instrument ID: a3ux10.i
Lab File ID: UXX0566.D
Lab Smp Id: QCMRL
Analysis Type: VOA
Quant Type: ISTD
Operator: 1904
Method File: \\cansvr11\dd\chem\MSV\a3ux10.i\P90403A.b\8260LLUX10.m
Misc Info: P90403A,8260LLUX10,2-8260.SUB,1904,3

Calibration Date: 03-APR-2009
Calibration Time: 10:04
Level: LOW
Sample Type: WATER

		AREA LIMIT			
COMPOUND	STANDARD	LOWER	UPPER	SAMPLE	%DIFF
1 Fluorobenzene	1825877	912939	3651754	1582026	-13.36
2 Chlorobenzene-d5	1297654	648827	2595308	1106549	-14.73
3 1,4-Dichlorobenze	785309	392655	1570618	628485	-19.97

		RT LIMIT			
COMPOUND	STANDARD	LOWER	UPPER	SAMPLE	%DIFF
1 Fluorobenzene	5.37	4.87	5.87	5.37	-0.02
2 Chlorobenzene-d5	8.07	7.57	8.57	8.07	-0.02
3 1,4-Dichlorobenze	10.33	9.83	10.83	10.33	-0.01

AREA UPPER LIMIT = +100% of internal standard area.
AREA LOWER LIMIT = - 50% of internal standard area.
RT UPPER LIMIT = + 0.50 minutes of internal standard RT.
RT LOWER LIMIT = - 0.50 minutes of internal standard RT.

Data File: \\cansvr11\dd\chem\MSV\a3ux10.i\P90403A.b\UXX0566.D
Date : 03-APR-2009 11:30
Client ID:
Sample Info: QCHRL
Purge Volume: 5.0
Column phase: DB624
Instrument: a3ux10.i
Operator: 1904
Column diameter: 0.18
Y (x10^6)
Min
\\cansvr11\dd\chem\MSV\a3ux10.i\P90403A.b\UXX0566.D
-Dichlorodifluoromethane+
-Vinyl Chloride
-Bromomethane
-Chloroethane
-Trichlorofluoromethane
-Acrolein
-Acetone+
-Iodomethane+
-Acetonitrile+
-Methylene Chloride
-tert-Butyl Alcohol
-Acrylonitrile+
-Hexane
-Vinyl acetate+
-2-Butanone+
-Bromochloromethane
-Chloroform
-Dibromofluoromethane
-1,1,1-Trichloroethane+
-1,1-Dichloropropene+
-1,2-Dichloroethane-d4
-1,2-Dichloroethane+
Fluorobenzene
-Trichloroethene
-1,2-Dichloropropane+
-1,4-Dioxane+
-Bromodichloromethane
-2-Chloroethyl vinyl ether
-cis-1,3-Dichloropropene
-4-Methyl-2-pentanone
Toluene-d8+
-trans-1,3-Dichloropropene
-Ethyl Methacrylate
-1,1,2-Trichloroethane
-1,3-Dichloropropane+
-2-Hexanone
-Dibromochloromethane
-1,2-Dibromoethane
-1,1,1,2-Tetrachloroethane+
-m + p-Xylene
Chlorobenzene-d5+
-Xylene-o+
-Bromoform
-Isopropylbenzene
-Bromofluorobenzene
-1,1,2,2-Tetrachloroethane+
-n-Propylbenzene
-2-Chlorotoluene
-1,3,5-Trimethylbenzene+
-tert-Butylbenzene
-1,2,4-Trimethylbenzene
-sec-Butylbenzene
-4-Isopropyltoluene+
1,4-Dichlorobenzene-d4+
-n-Butylbenzene+
-1,2-Dibromo-3-chloropropa
-1,3,5-Trichlorobenzene
-1,2,4-Trichlorobenzene
-Hexachlorobutadiene
-Naphthalene
-1,2,3-Trichlorobenzene

Data File: \\cansvr11\dd\chem\MSV\a3ux10.i\P90403A.b\UXX0583.D
Report Date: 06-Apr-2009 08:49

STL Inc North Canton

RECOVERY REPORT

Client Name:
Client SDG: SDGa00932
Sample Matrix: LIQUID
Fraction: VOA
Lab Smp Id: QCMRL
Level: LOW
Operator: 1904
Data Type: MS DATA
SampleType: METHSPIKE
SpikeList File: MRL.spk
Quant Type: ISTD
Sublist File: 2-8260.SUB
Method File: \\cansvr11\dd\chem\MSV\a3ux10.i\P90403A.b\8260LLUX10.m
Misc Info: P90403A,8260LLUX10,2-8260.SUB,1904,3

	SPIKE	COMPOUND	CONC ADDED ug/L	CONC RECOVERED ug/L	% RECOVERED	LIMITS
	17	1,1-Dichloroethene	1.000	0.9660	96.60	70-130
	42	Trichloroethene	1.000	1.010	101.00	70-130
	59	Chlorobenzene	1.000	1.059	105.92	70-130
	50	Toluene	1.000	1.042	104.24	70-130
	41	Benzene	1.000	1.056	105.61	70-130
	16	Acetone	2.000	2.039	101.96	70-130
	20	Carbon Disulfide	1.000	1.104	110.46	70-130
	9	Chloromethane	1.000	1.358	135.83*	70-130
	11	Bromomethane	1.000	1.448	144.79*	70-130
	10	Vinyl Chloride	1.000	1.273	127.34	70-130
	12	Chloroethane	1.000	1.323	132.35*	70-130
	21	Methylene Chloride	1.000	1.344	134.38*	70-130
	28	1,1-Dichloroethane	1.000	1.086	108.59	70-130
M	31	1,2-Dichloroethene	2.000	2.136	106.81	70-130
	35	Chloroform	1.000	1.050	104.95	70-130
	40	1,2-Dichloroethane	1.000	1.072	107.23	70-130
	30	2-Butanone	2.000	2.385	119.24	70-130
	37	1,1,1-Trichloroeth	1.000	1.049	104.89	70-130
	39	Carbon Tetrachlori	1.000	0.9998	99.98	70-130
	46	Bromodichlorometha	1.000	1.004	100.42	70-130
	43	1,2-Dichloropropan	1.000	1.070	107.00	70-130
	48	cis-1,3-Dichloropr	1.000	0.9165	91.65	70-130
	54	1,3-Dichloropropan	1.000	1.050	105.02	70-130
	57	Dibromochlorometha	1.000	0.9979	99.79	70-130
	53	1,1,2-Trichloroeth	1.000	0.9960	99.60	70-130
	51	trans-1,3-Dichloro	1.000	0.9392	93.92	70-130
	49	4-Methyl-2-pentano	2.000	2.164	108.23	70-130
	56	2-Hexanone	2.000	1.981	99.05	70-130
	55	Tetrachloroethene	1.000	1.001	100.09	70-130
	68	1,1,2,2-Tetrachlor	1.000	1.144	114.37	70-130
	66	Bromoform	1.000	0.8228	82.29	70-130
	61	Ethylbenzene	1.000	0.9012	90.12	70-130
	65	Styrene	1.000	0.8018	80.18	70-130
M	63	Xylenes (total)	3.000	2.579	85.98	70-130
	32	cis-1,2-dichloroet	1.000	1.085	108.53	70-130
	25	trans-1,2-Dichloro	1.000	1.051	105.08	70-130
	8	Dichlorodifluorome	1.000	1.272	127.23	70-130
	13	Trichlorofluoromet	1.000	1.180	117.99	70-130
	70	1,2,3-Trichloropro	1.000	1.151	115.09	70-130
	18	Freon-113	1.000	1.083	108.31	70-130

Data File: \\cansvr11\dd\chem\MSV\a3ux10.i\P90403A.b\UXX0583.D
Report Date: 06-Apr-2009 08:49

SPIKE COMPOUND	CONC ADDED ug/L	CONC RECOVERED ug/L	% RECOVERED	LIMITS
24 Methyl tert-butyl	1.000	0.9810	98.11	70-130
58 1,2-Dibromoethane	1.000	0.9715	97.15	70-130
67 Isopropylbenzene	1.000	0.8281	82.81	70-130
80 1,3-Dichlorobenzen	1.000	1.065	106.51	70-130
81 1,4-Dichlorobenzen	1.000	1.112	111.26	70-130
83 1,2-Dichlorobenzen	1.000	1.073	107.30	70-130
84 1,2-Dibromo-3-chlo	1.000	1.024	102.42	70-130
85 1,2,4-Trichloroben	1.000	0.9955	99.55	70-130
98 Cyclohexane	1.000	0.9587	95.87	70-130
143 Methyl Acetate	2.000	2.289	114.46	70-130
144 Methylcyclohexane	1.000	0.8858	88.58	70-130
71 Bromobenzene	1.000	1.099	109.87	70-130
34 Bromochloromethane	1.000	1.059	105.89	70-130
82 n-Butylbenzene	1.000	0.8996	89.96	70-130
78 sec-Butylbenzene	1.000	0.8803	88.03	70-130
76 tert-Butylbenzene	1.000	0.8752	87.52	70-130
73 2-Chlorotoluene	1.000	0.9657	96.57	70-130
75 4-Chlorotoluene	1.000	0.9837	98.37	70-130
45 Dibromomethane	1.000	1.123	112.32	70-130
33 2,2-Dichloropropan	1.000	1.034	103.45	70-130
38 1,1-Dichloropropen	1.000	0.9971	99.71	70-130
86 Hexachlorobutadien	1.000	1.332	133.17*	70-130
19 Iodomethane	1.000	1.061	106.06	70-130
79 4-Isopropyltoluene	1.000	0.8620	86.20	70-130
87 Naphthalene	1.000	0.8283	82.83	70-130
72 n-Propylbenzene	1.000	0.9009	90.09	70-130
60 1,1,1,2-Tetrachlor	1.000	0.9638	96.38	70-130
88 1,2,3-Trichloroben	1.000	1.035	103.48	70-130
77 1,2,4-Trimethylben	1.000	0.8708	87.09	70-130
74 1,3,5-Trimethylben	1.000	0.8688	86.88	70-130
149 Vinyl Acetate-86	1.000	0.9720	97.20	70-130
62 m + p-Xylene	2.000	1.732	86.60	70-130
64 Xylene-o	1.000	0.8474	84.74	70-130
49 4-Methyl-2-pentano	2.000	2.164	108.23	70-130
27 Vinyl acetate	1.000	1.100	110.00	70-130

SURROGATE COMPOUND	CONC ADDED ug/L	CONC RECOVERED ug/L	% RECOVERED	LIMITS
$ 4 Dibromofluorometha	10.000	10.030	100.30	73-122
$ 5 1,2-Dichloroethane	10.000	9.961	99.61	61-128
$ 6 Toluene-d8	10.000	9.451	94.51	76-110
$ 7 Bromofluorobenzene	10.000	9.299	92.99	74-116

Data File: \\cansvr11\dd\chem\MSV\a3ux10.i\P90403A.b\UXX0583.D
Report Date: 06-Apr-2009 08:49

STL Inc North Canton

VOLATILE REPORT SW-846 Method 8260A/B

Data file : \\cansvr11\dd\chem\MSV\a3ux10.i\P90403A.b\UXX0583.D
Lab Smp Id: QCMRL
Inj Date : 03-APR-2009 17:50
Operator : 1904 Inst ID: a3ux10.i
Smp Info : QCMRL
Misc Info : P90403A,8260LLUX10,2-8260.SUB,1904,3
Comment :
Method : \\cansvr11\dd\chem\MSV\a3ux10.i\P90403A.b\8260LLUX10.m
Meth Date : 03-Apr-2009 16:08 quayler Quant Type: ISTD
Cal Date : 02-MAR-2009 23:12 Cal File: UXX9863.D
Als bottle: 22 QC Sample: METHSPIKE
Dil Factor: 1.00000
Integrator: HP RTE Compound Sublist: 2-8260.SUB
Target Version: 4.14
Processing Host: CANPMSV24

Concentration Formula: Amt * DF * 1/Vo * CpndVariable

Name	Value	Description
DF	1.000	Dilution Factor
Vo	5.000	Sample volume
Va	100.000	Injection Volume
Cpnd Variable		Local Compound Variable

Compounds	QUANT SIG MASS	RT	EXP RT	REL RT	RESPONSE	CONCENTRATIONS ON-COLUMN (ng)	FINAL (ug/L)
* 1 Fluorobenzene	96	5.371	5.373	(1.000)	1394684	50.0000	
* 2 Chlorobenzene-d5	117	8.069	8.071	(1.000)	1021940	50.0000	
* 3 1,4-Dichlorobenzene-d4	152	10.329	10.331	(1.000)	621234	50.0000	
$ 4 Dibromofluoromethane	113	4.791	4.793	(0.892)	285990	50.1478	10.030
$ 5 1,2-Dichloroethane-d4	65	5.087	5.089	(0.947)	364234	49.8039	9.961
$ 6 Toluene-d8	98	6.743	6.746	(0.836)	1078590	47.2563	9.451
$ 7 Bromofluorobenzene	95	9.181	9.183	(1.138)	394409	46.4935	9.299
8 Dichlorodifluoromethane	85	1.584	1.587	(0.295)	29847	6.36137	1.272
9 Chloromethane	50	1.738	1.741	(0.324)	43416	6.79125	1.358(R)
10 Vinyl Chloride	62	1.845	1.847	(0.344)	46837	6.36691	1.273
11 Bromomethane	94	2.152	2.155	(0.401)	30768	7.23942	1.448(R)
12 Chloroethane	64	2.247	2.249	(0.418)	32006	6.61736	1.323(R)
13 Trichlorofluoromethane	101	2.472	2.474	(0.460)	38559	5.89953	1.180
15 Acrolein	56	2.815	2.817	(0.524)	20227	94.6701	18.934
16 Acetone	43	2.945	2.948	(0.548)	49718	10.1957	2.039
17 1,1-Dichloroethene	96	2.921	2.924	(0.544)	30607	4.82999	0.9660
18 Freon-113	151	2.933	2.936	(0.546)	25854	5.41574	1.083
19 Iodomethane	142	3.052	3.078	(0.568)	53841	5.30307	1.061
20 Carbon Disulfide	76	3.123	3.137	(0.581)	102470	5.52293	1.104
21 Methylene Chloride	84	3.324	3.326	(0.619)	51156	6.71898	1.344(R)

22 Acetonitrile	41	3.182	3.184 (0.592)	63428	65.4778	13.096
23 Acrylonitrile	53	3.525	3.527 (0.656)	35482	12.3721	2.474

Data File: \\cansvr11\dd\chem\MSV\a3ux10.i\P90403A.b\UXX0583.D
Report Date: 06-Apr-2009 08:49

	Compounds	QUANT SIG MASS	RT	EXP RT	REL RT	RESPONSE	CONCENTRATIONS ON-COLUMN (ng)	FINAL (ug/L)
24	Methyl tert-butyl ether	73	3.549	3.551	(0.661)	92553	4.90528	0.9810
25	trans-1,2-Dichloroethene	96	3.560	3.563	(0.663)	36932	5.25417	1.051
26	Hexane	86	3.785	3.788	(0.705)	8779	5.54853	1.110
27	Vinyl acetate	43	3.939	3.941	(0.733)	58861	5.49996	1.100
28	1,1-Dichloroethane	63	3.915	3.918	(0.729)	64210	5.42955	1.086
29	tert-Butyl Alcohol	59	3.395	3.397	(0.632)	57260	106.660	21.332
30	2-Butanone	43	4.401	4.403	(0.819)	39096	11.9241	2.385
M 31	1,2-Dichloroethene (total)	96				75570	10.6805	2.136
32	cis-1,2-dichloroethene	96	4.401	4.403	(0.819)	38638	5.42635	1.085
33	2,2-Dichloropropane	77	4.401	4.415	(0.819)	33636	5.17267	1.034
34	Bromochloromethane	128	4.602	4.604	(0.857)	18485	5.29456	1.059
35	Chloroform	83	4.661	4.663	(0.868)	58636	5.24773	1.050
36	Tetrahydrofuran	42	4.649	4.651	(0.866)	9332	4.57609	0.9152
37	1,1,1-Trichloroethane	97	4.838	4.841	(0.901)	47122	5.24472	1.049
38	1,1-Dichloropropene	75	4.968	4.971	(0.925)	42936	4.98563	0.9971
39	Carbon Tetrachloride	117	4.980	4.983	(0.927)	40375	4.99899	0.9998
40	1,2-Dichloroethane	62	5.158	5.160	(0.960)	48444	5.36168	1.072
41	Benzene	78	5.146	5.148	(0.958)	146274	5.28040	1.056
42	Trichloroethene	130	5.690	5.693	(1.059)	35491	5.04982	1.010
43	1,2-Dichloropropane	63	5.880	5.882	(1.095)	34673	5.34980	1.070
44	1,4-Dioxane	88	5.986	5.989	(1.115)	14285	193.276	38.655
45	Dibromomethane	93	5.986	5.989	(1.115)	20996	5.61581	1.123
46	Bromodichloromethane	83	6.104	6.107	(1.137)	37799	5.02116	1.004
47	2-Chloroethyl vinyl ether	63	6.353	6.355	(1.183)	34562	9.43835	1.888
48	cis-1,3-Dichloropropene	75	6.495	6.497	(1.209)	40967	4.58264	0.9165
49	4-Methyl-2-pentanone	43	6.625	6.628	(1.234)	67773	10.8228	2.164
50	Toluene	91	6.803	6.805	(0.843)	144471	5.21182	1.042
51	trans-1,3-Dichloropropene	75	6.980	6.982	(0.865)	36343	4.69593	0.9392
52	Ethyl Methacrylate	69	7.051	7.053	(0.874)	33221	4.45837	0.8917
53	1,1,2-Trichloroethane	97	7.158	7.160	(0.887)	27664	4.98023	0.9960
54	1,3-Dichloropropane	76	7.311	7.314	(0.906)	53034	5.25079	1.050
55	Tetrachloroethene	164	7.311	7.314	(0.906)	28801	5.00431	1.001
56	2-Hexanone	43	7.371	7.373	(0.913)	41980	9.90488	1.981
57	Dibromochloromethane	129	7.524	7.527	(0.933)	27524	4.98950	0.9979
58	1,2-Dibromoethane	107	7.643	7.645	(0.947)	27034	4.85744	0.9715
59	Chlorobenzene	112	8.092	8.107	(1.003)	98313	5.29603	1.059
60	1,1,1,2-Tetrachloroethane	131	8.163	8.166	(1.012)	30214	4.81876	0.9638
61	Ethylbenzene	106	8.187	8.189	(1.015)	42721	4.50623	0.9012
62	m + p-Xylene	106	8.305	8.308	(1.029)	104428	8.66022	1.732
M 63	Xylenes (total)	106				153514	12.8971	2.579
64	Xylene-o	106	8.684	8.686	(1.076)	49086	4.23686	0.8474
65	Styrene	104	8.696	8.698	(1.078)	76710	4.00920	0.8018
66	Bromoform	173	8.885	8.888	(1.101)	15205	4.11429	0.8228
67	Isopropylbenzene	105	9.027	9.041	(1.119)	122987	4.14030	0.8281
68	1,1,2,2-Tetrachloroethane	83	9.311	9.314	(0.901)	43816	5.71845	1.144
69	1,4-Dichloro-2-butene	53	9.370	9.373	(0.907)	6020	5.45383	1.091
70	1,2,3-Trichloropropane	110	9.358	9.361	(0.906)	13476	5.75463	1.151
71	Bromobenzene	156	9.347	9.349	(0.905)	42291	5.49342	1.099
72	n-Propylbenzene	120	9.429	9.432	(0.913)	36384	4.50473	0.9009
73	2-Chlorotoluene	126	9.524	9.527	(0.922)	35438	4.82832	0.9657
74	1,3,5-Trimethylbenzene	105	9.595	9.598	(0.929)	106392	4.34375	0.8688
75	4-Chlorotoluene	126	9.631	9.633	(0.932)	37574	4.91845	0.9837

76 tert-Butylbenzene	119	9.926	9.929 (0.961)	92564	4.37588	0.8752
77 1,2,4-Trimethylbenzene	105	9.974	9.976 (0.966)	109835	4.35429	0.8708

Data File: \\cansvr11\dd\chem\MSV\a3ux10.i\P90403A.b\UXX0583.D
Report Date: 06-Apr-2009 08:49

	Compounds	QUANT SIG MASS	RT	EXP RT	REL RT	RESPONSE	CONCENTRATIONS ON-COLUMN (ng)	CONCENTRATIONS FINAL (ug/L)
78	sec-Butylbenzene	105	10.139	10.142	(0.982)	134907	4.40141	0.8803
79	4-Isopropyltoluene	119	10.281	10.284	(0.995)	112397	4.31009	0.8620
80	1,3-Dichlorobenzene	146	10.258	10.260	(0.993)	83544	5.32548	1.065
81	1,4-Dichlorobenzene	146	10.352	10.355	(1.002)	93050	5.56286	1.112
82	n-Butylbenzene	91	10.684	10.698	(1.034)	101747	4.49783	0.8996
83	1,2-Dichlorobenzene	146	10.731	10.722	(1.039)	82081	5.36506	1.073
84	1,2-Dibromo-3-chloropropane	157	11.500	11.503	(1.113)	6963	5.12083	1.024
85	1,2,4-Trichlorobenzene	180	12.340	12.343	(1.195)	46021	4.97772	0.9955
86	Hexachlorobutadiene	225	12.506	12.508	(1.211)	27472	6.65857	1.332(R)
87	Naphthalene	128	12.589	12.603	(1.219)	89905	4.14132	0.8283
88	1,2,3-Trichlorobenzene	180	12.861	12.863	(1.245)	43320	5.17391	1.035
98	Cyclohexane	56	4.886	4.888	(0.910)	63859	4.79358	0.9587(a)
143	Methyl Acetate	43	3.229	3.231	(0.601)	68297	11.4458	2.289
144	Methylcyclohexane	83	5.868	5.870	(1.093)	55992	4.42893	0.8858(a)
141	1,3,5-Trichlorobenzene	180	11.713	11.716	(1.134)	53421	4.92034	0.9841
149	Vinyl Acetate-86	86	3.939	3.941	(0.733)	5541	4.86005	0.9720(a)

QC Flag Legend

a - Target compound detected but, quantitated amount
    Below Limit Of Quantitation(BLOQ).
R - Spike/Surrogate failed recovery limits.

Data File: \\cansvr11\dd\chem\MSV\a3ux10.i\P90403A.b\UXX0583.D
Report Date: 06-Apr-2009 08:49

STL Inc North Canton

INTERNAL STANDARD COMPOUNDS
AREA AND RT SUMMARY

Instrument ID: a3ux10.i
Lab File ID: UXX0583.D
Lab Smp Id: QCMRL
Analysis Type: VOA
Quant Type: ISTD
Operator: 1904
Method File: \\cansvr11\dd\chem\MSV\a3ux10.i\P90403A.b\8260LLUX10.m
Misc Info: P90403A,8260LLUX10,2-8260.SUB,1904,3

Calibration Date: 03-APR-2009
Calibration Time: 10:04
Level: LOW
Sample Type: WATER

		AREA LIMIT			
COMPOUND	STANDARD	LOWER	UPPER	SAMPLE	%DIFF
1 Fluorobenzene	1825877	912939	3651754	1394684	-23.62
2 Chlorobenzene-d5	1297654	648827	2595308	1021940	-21.25
3 1,4-Dichlorobenze	785309	392655	1570618	621234	-20.89

		RT LIMIT			
COMPOUND	STANDARD	LOWER	UPPER	SAMPLE	%DIFF
1 Fluorobenzene	5.37	4.87	5.87	5.37	-0.05
2 Chlorobenzene-d5	8.07	7.57	8.57	8.07	-0.03
3 1,4-Dichlorobenze	10.33	9.83	10.83	10.33	-0.02

AREA UPPER LIMIT = +100% of internal standard area.
AREA LOWER LIMIT = - 50% of internal standard area.
RT UPPER LIMIT = + 0.50 minutes of internal standard RT.
RT LOWER LIMIT = - 0.50 minutes of internal standard RT.


Data File: \\cansvr11\dd\chem\MSV\a3ux10.i\P90403A.b\UXX0583.D
Date : 03-APR-2009 17:50
Client ID:
Sample Info: QCHRL
Purge Volume: 5.0
Column phase: DB624
Instrument: a3ux10.i
Operator: 1904
Column diameter: 0.18
Y (x10^6)
Min
-Dichlorodifluoromethane+
-Vinyl Chloride
-Bromomethane+
-Trichlorofluoromethane
-Acrolein
-Acetone+
-Iodomethane+
-Acetonitrile+
-Methylene Chloride+
-Acrylonitrile+
-Hexane
-Vinyl acetate+
-2-Butanone+
-Bromochloromethane
-Chloroform+
-Dibromofluoromethane
-1,1,1-Trichloroethane+
-1,1-Dichloropropene+
-1,2-Dichloroethane-d4
-1,2-Dichloroethane+
Fluorobenzene
-Trichloroethene
-1,2-Dichloropropane+
-1,4-Dioxane+
-Bromodichloromethane
-2-Chloroethyl vinyl ether
-cis-1,3-Dichloropropene
-4-Methyl-2-pentanone
Toluene-d8+
-trans-1,3-Dichloropropene
-Ethyl Methacrylate
-1,1,2-Trichloroethane
-1,3-Dichloropropane+
-2-Hexanone
-Dibromochloromethane
-1,2-Dibromoethane
\\cansvr11\dd\chem\MSV\a3ux10.i\P90403A.b\UXX0583.D
-1,1,1,2-Tetrachloroethane+
-m + p-Xylene
Chlorobenzene-d5+
-Xylene-o+
-Bromoform
-Isopropylbenzene
-Bromofluorobenzene
-1,1,2,2-Tetrachloroethane+
-n-Propylbenzene
-2-Chlorotoluene
-1,3,5-Trimethylbenzene+
-tert-Butylbenzene
-1,2,4-Trimethylbenzene
-sec-Butylbenzene
-4-Isopropyltoluene+
1,4-Dichlorobenzene-d4+
-n-Butylbenzene+
-1,2-Dibromo-3-chloropropa
-1,3,5-Trichlorobenzene
-1,2,4-Trichlorobenzene
-Hexachlorobutadiene
-Naphthalene
-1,2,3-Trichlorobenzene

Data File: \\cansvr11\dd\chem\MSV\a3ux10.i\P90403A.b\UXX0584.D
Report Date: 06-Apr-2009 08:54

STL Inc North Canton

VOLATILE REPORT SW-846 Method 8260A/B

Data file : \\cansvr11\dd\chem\MSV\a3ux10.i\P90403A.b\UXX0584.D
Lab Smp Id: MDL CHK
Inj Date : 03-APR-2009 18:11
Operator : 1904 Inst ID: a3ux10.i
Smp Info : MDL CHK
Misc Info : P90403A,8260LLUX10,2-8260.SUB,1904
Comment :
Method : \\cansvr11\dd\chem\MSV\a3ux10.i\P90403A.b\8260LLUX10.m
Meth Date : 03-Apr-2009 16:08 quayler Quant Type: ISTD
Cal Date : 02-MAR-2009 23:12 Cal File: UXX9863.D
Als bottle: 23
Dil Factor: 1.00000
Integrator: HP RTE Compound Sublist: 8260.sub
Target Version: 4.14
Processing Host: CANPMSV24

Concentration Formula: Amt * DF * 1/Vo * CpndVariable

Name	Value	Description
DF	1.000	Dilution Factor
Vo	5.000	Sample volume
Va	100.000	Injection Volume
Cpnd Variable		Local Compound Variable

Compounds	QUANT SIG MASS	RT	EXP RT	REL RT	RESPONSE	CONCENTRATIONS ON-COLUMN (ng)	FINAL (ug/L)
* 1 Fluorobenzene	96	5.371	5.373	(1.000)	1364657	50.0000	
* 2 Chlorobenzene-d5	117	8.069	8.071	(1.000)	1001829	50.0000	
* 3 1,4-Dichlorobenzene-d4	152	10.329	10.331	(1.000)	603605	50.0000	
$ 4 Dibromofluoromethane	113	4.791	4.793	(0.892)	281530	50.4520	10.090
$ 5 1,2-Dichloroethane-d4	65	5.087	5.089	(0.947)	365187	51.0329	10.206
$ 6 Toluene-d8	98	6.744	6.746	(0.836)	1061268	47.4308	9.486
$ 7 Bromofluorobenzene	95	9.181	9.183	(1.138)	384401	46.2234	9.245
8 Dichlorodifluoromethane	85	1.585	1.587	(0.295)	11146	2.42785	0.4856
9 Chloromethane	50	1.738	1.741	(0.324)	20011	3.19905	0.6398
10 Vinyl Chloride	62	1.833	1.847	(0.341)	20495	2.84734	0.5695
11 Bromomethane	94	2.153	2.155	(0.401)	13011	3.12873	0.6257
12 Chloroethane	64	2.247	2.249	(0.418)	15200	3.21181	0.6424
13 Trichlorofluoromethane	101	2.472	2.474	(0.460)	16411	2.56613	0.5132
15 Acrolein	56	2.815	2.817	(0.524)	10853	51.9139	10.383
16 Acetone	43	2.945	2.948	(0.548)	35937	3.93003	0.7860
17 1,1-Dichloroethene	96	2.910	2.924	(0.542)	16395	2.64417	0.5288
18 Freon-113	151	2.922	2.936	(0.544)	10840	2.32066	0.4641
19 Iodomethane	142	3.064	3.078	(0.570)	25211	2.53779	0.5076
20 Carbon Disulfide	76	3.123	3.137	(0.581)	48491	2.67107	0.5342
21 Methylene Chloride	84	3.324	3.326	(0.619)	29264	3.92819	0.7856

22 Acetonitrile	41	3.194	3.184 (0.595)	36230	38.2238	7.645
23 Acrylonitrile	53	3.525	3.527 (0.656)	19025	6.77974	1.356

Data File: \\cansvr11\dd\chem\MSV\a3ux10.i\P90403A.b\UXX0584.D
Report Date: 06-Apr-2009 08:54

	Compounds	QUANT SIG MASS	RT	EXP RT	REL RT	RESPONSE	CONCENTRATIONS ON-COLUMN (ng)	FINAL (ug/L)
	24 Methyl tert-butyl ether	73	3.549	3.551	(0.661)	43057	2.33222	0.4664
	25 trans-1,2-Dichloroethene	96	3.561	3.563	(0.663)	18208	2.64738	0.5295
	26 Hexane	86	3.785	3.788	(0.705)	2687	1.73561	0.3471
	27 Vinyl acetate	43	3.939	3.941	(0.733)	32921	3.14382	0.6288
	28 1,1-Dichloroethane	63	3.916	3.918	(0.729)	30932	2.67314	0.5346
	29 tert-Butyl Alcohol	59	3.395	3.397	(0.632)	29808	56.7460	11.349
	30 2-Butanone	43	4.401	4.403	(0.819)	22306	6.95290	1.390
M	31 1,2-Dichloroethene (total)	96				35580	5.14080	1.028
	32 cis-1,2-dichloroethene	96	4.401	4.403	(0.819)	17372	2.49342	0.4987
	33 2,2-Dichloropropane	77	4.401	4.415	(0.819)	16009	2.51610	0.5032
	34 Bromochloromethane	128	4.602	4.604	(0.857)	9768	2.85936	0.5719
	35 Chloroform	83	4.661	4.663	(0.868)	28115	2.57156	0.5143
	36 Tetrahydrofuran	42	4.649	4.651	(0.866)	5104	2.55790	0.5116
	37 1,1,1-Trichloroethane	97	4.827	4.841	(0.899)	21359	2.42958	0.4859
	38 1,1-Dichloropropene	75	4.969	4.971	(0.925)	19084	2.26475	0.4530
	39 Carbon Tetrachloride	117	4.969	4.983	(0.925)	18440	2.33337	0.4667
	40 1,2-Dichloroethane	62	5.158	5.160	(0.960)	24202	2.73756	0.5475
	41 Benzene	78	5.146	5.148	(0.958)	80486	2.96942	0.5939
	42 Trichloroethene	130	5.691	5.693	(1.059)	17118	2.48922	0.4978
	43 1,2-Dichloropropane	63	5.880	5.882	(1.095)	17728	2.79549	0.5591
	44 1,4-Dioxane	88	5.986	5.989	(1.115)	7492	103.597	20.719
	45 Dibromomethane	93	5.986	5.989	(1.115)	10314	2.81939	0.5639
	46 Bromodichloromethane	83	6.105	6.107	(1.137)	19243	2.61246	0.5225
	47 2-Chloroethyl vinyl ether	63	6.353	6.355	(1.183)	19734	5.50763	1.102
	48 cis-1,3-Dichloropropene	75	6.495	6.497	(1.209)	18360	2.09897	0.4198
	49 4-Methyl-2-pentanone	43	6.625	6.628	(1.234)	37755	6.16183	1.232
	50 Toluene	91	6.803	6.805	(0.843)	71000	2.61276	0.5226
	51 trans-1,3-Dichloropropene	75	6.980	6.982	(0.865)	15874	2.09227	0.4184
	52 Ethyl Methacrylate	69	7.051	7.053	(0.874)	14304	1.95818	0.3916
	53 1,1,2-Trichloroethane	97	7.158	7.160	(0.887)	14479	2.65892	0.5318
	54 1,3-Dichloropropane	76	7.312	7.314	(0.906)	24543	2.47873	0.4957
	55 Tetrachloroethene	164	7.312	7.314	(0.906)	13587	2.40820	0.4816
	56 2-Hexanone	43	7.371	7.373	(0.913)	23310	5.61024	1.122
	57 Dibromochloromethane	129	7.525	7.527	(0.933)	12957	2.39597	0.4792
	58 1,2-Dibromoethane	107	7.643	7.645	(0.947)	13535	2.48078	0.4962
	59 Chlorobenzene	112	8.093	8.107	(1.003)	47521	2.61130	0.5223
	60 1,1,1,2-Tetrachloroethane	131	8.164	8.166	(1.012)	16467	2.67900	0.5358
	61 Ethylbenzene	106	8.187	8.189	(1.015)	19467	2.09461	0.4189
	62 m + p-Xylene	106	8.306	8.308	(1.029)	50189	4.24573	0.8491
M	63 Xylenes (total)	106				74435	6.38054	1.276
	64 Xylene-o	106	8.684	8.686	(1.076)	24246	2.13481	0.4270
	65 Styrene	104	8.696	8.698	(1.078)	37128	1.97943	0.3959
	66 Bromoform	173	8.885	8.888	(1.101)	7584	2.09333	0.4187
	67 Isopropylbenzene	105	9.027	9.041	(1.119)	58128	1.99614	0.3992
	68 1,1,2,2-Tetrachloroethane	83	9.311	9.314	(0.901)	20361	2.73494	0.5470
	69 1,4-Dichloro-2-butene	53	9.371	9.373	(0.907)	3902	4.20196	0.8404
	70 1,2,3-Trichloropropane	110	9.359	9.361	(0.906)	5342	2.34781	0.4696
	71 Bromobenzene	156	9.347	9.349	(0.905)	20319	2.71644	0.5433
	72 n-Propylbenzene	120	9.430	9.432	(0.913)	18267	2.32771	0.4655
	73 2-Chlorotoluene	126	9.524	9.527	(0.922)	16754	2.34935	0.4699
	74 1,3,5-Trimethylbenzene	105	9.595	9.598	(0.929)	48238	2.02697	0.4054
	75 4-Chlorotoluene	126	9.631	9.633	(0.932)	18543	2.49818	0.4996

76 tert-Butylbenzene	119	9.927	9.929 (0.961)	39544	1.92401	0.3848
77 1,2,4-Trimethylbenzene	105	9.974	9.976 (0.966)	47362	1.93245	0.3865

Data File: \\cansvr11\dd\chem\MSV\a3ux10.i\P90403A.b\UXX0584.D
Report Date: 06-Apr-2009 08:54

						CONCENTRATIONS	
	QUANT SIG					ON-COLUMN	FINAL
Compounds	MASS	RT	EXP RT	REL RT	RESPONSE	(ng)	(ug/L)
78 sec-Butylbenzene	105	10.140	10.142	(0.982)	59266	1.99006	0.3980
79 4-Isopropyltoluene	119	10.282	10.284	(0.995)	48692	1.92173	0.3843
80 1,3-Dichlorobenzene	146	10.258	10.260	(0.993)	37076	2.43242	0.4865
81 1,4-Dichlorobenzene	146	10.341	10.355	(1.001)	45067	2.77296	0.5546
82 n-Butylbenzene	91	10.684	10.698	(1.034)	46761	2.12749	0.4255
83 1,2-Dichlorobenzene	146	10.719	10.722	(1.038)	37877	2.54806	0.5096
84 1,2-Dibromo-3-chloropropane	157	11.500	11.503	(1.113)	2712	2.05275	0.4105
85 1,2,4-Trichlorobenzene	180	12.341	12.343	(1.195)	23200	2.58265	0.5165
86 Hexachlorobutadiene	225	12.506	12.508	(1.211)	13037	3.25215	0.6504
87 Naphthalene	128	12.601	12.603	(1.220)	39594	1.87710	0.3754
88 1,2,3-Trichlorobenzene	180	12.861	12.863	(1.245)	20405	2.50824	0.5016
98 Cyclohexane	56	4.886	4.888	(0.910)	29749	2.28225	0.4564
143 Methyl Acetate	43	3.229	3.231	(0.601)	35375	6.05888	1.212
144 Methylcyclohexane	83	5.868	5.870	(1.093)	26084	2.10863	0.4217
141 1,3,5-Trichlorobenzene	180	11.713	11.716	(1.134)	24431	2.31594	0.4632
149 Vinyl Acetate-86	86	3.939	3.941	(0.733)	2627	2.35486	0.4710

Data File: \\cansvr11\dd\chem\MSV\a3ux10.i\P90403A.b\UXX0584.D
Report Date: 06-Apr-2009 08:54

STL Inc North Canton

INTERNAL STANDARD COMPOUNDS
AREA AND RT SUMMARY

Instrument ID: a3ux10.i
Lab File ID: UXX0584.D
Lab Smp Id: MDL CHK
Analysis Type: VOA
Quant Type: ISTD
Operator: 1904
Method File: \\cansvr11\dd\chem\MSV\a3ux10.i\P90403A.b\8260LLUX10.m
Misc Info: P90403A,8260LLUX10,2-8260.SUB,1904

Calibration Date: 03-APR-2009
Calibration Time: 10:04
Level: LOW
Sample Type: WATER

		AREA LIMIT			
COMPOUND	STANDARD	LOWER	UPPER	SAMPLE	%DIFF
1 Fluorobenzene	1825877	912939	3651754	1364657	-25.26
2 Chlorobenzene-d5	1297654	648827	2595308	1001829	-22.80
3 1,4-Dichlorobenze	785309	392655	1570618	603605	-23.14

		RT LIMIT			
COMPOUND	STANDARD	LOWER	UPPER	SAMPLE	%DIFF
1 Fluorobenzene	5.37	4.87	5.87	5.37	-0.04
2 Chlorobenzene-d5	8.07	7.57	8.57	8.07	-0.03
3 1,4-Dichlorobenze	10.33	9.83	10.83	10.33	-0.02

AREA UPPER LIMIT = +100% of internal standard area.
AREA LOWER LIMIT = - 50% of internal standard area.
RT UPPER LIMIT = + 0.50 minutes of internal standard RT.
RT LOWER LIMIT = - 0.50 minutes of internal standard RT.

Data File: \\cansvr11\dd\chem\MSV\a3ux10.i\P90403A.b\UXX0584.D
Date : 03-APR-2009 18:11
Client ID:
Sample Info: MDL CHK
Purge Volume: 5.0
Column phase: DB624
Instrument: a3ux10.i
Operator: 1904
Column diameter: 0.18
Y (x10^6)
Min
-Dichlorodifluoromethane
-Chloromethane+
-Bromomethane+
-Trichlorofluoromethane
-Acrolein
-Acetone+
-Iodomethane+
-Acetonitrile+
-Methylene Chloride+
-Acrylonitrile+
-Hexane
-Vinyl acetate+
-2-Butanone+
-Bromochloromethane
-Chloroform
-Dibromofluoromethane+
-Cyclohexane
-1,1-Dichloropropene+
-1,2-Dichloroethane-d4+
Fluorobenzene
-Trichloroethene
-1,2-Dichloropropane+
-1,4-Dioxane+
-Bromodichloromethane
-2-Chloroethyl vinyl ether
-cis-1,3-Dichloropropene
-4-Methyl-2-pentanone
Toluene-d8+
-trans-1,3-Dichloropropene
-Ethyl Methacrylate
-1,1,2-Trichloroethane
-1,3-Dichloropropane+
-2-Hexanone
-Dibromochloromethane
-1,2-Dibromoethane
-1,1,1,2-Tetrachloroethane+
-m + p-Xylene
Chlorobenzene-d5+
-Xylene-o+
-Bromoform
-Isopropylbenzene
-Bromofluorobenzene
-1,1,2,2-Tetrachloroethane+
-n-Propylbenzene
-2-Chlorotoluene
-1,3,5-Trimethylbenzene+
-tert-Butylbenzene
-1,2,4-Trimethylbenzene
-sec-Butylbenzene
-4-Isopropyltoluene+
1,4-Dichlorobenzene-d4+
-n-Butylbenzene+
-1,2-Dibromo-3-chloropropa
-1,3,5-Trichlorobenzene
-1,2,4-Trichlorobenzene
-Hexachlorobutadiene
-Naphthalene
-1,2,3-Trichlorobenzene
\\cansvr11\dd\chem\MSV\a3ux10.i\P90403A.b\UXX0584.D

Report Date: 01-Dec-2008 20:01

Calibration History

Method : \\cansvr11\dd\chem\MSV\a3ux12.i\T81201-IC.b\8260MIUX12.m
Start Cal Date: 13-MAY-2008 15:49
End Cal Date : 01-DEC-2008 19:27
Last Cal Level: 1
Last Cal Type : Initial Calibration

Initial Calibration

Injection Date	Sublist	Calibration File
Cal Level: 1 , Cal Amount: 2.50000		
13-JUN-2008 21:06	3-IX	\\cansvr11\dd\chem\MSV\a3ux12.i\T80613B.b\UX120234.D
01-DEC-2008 19:27	2-8260	\\cansvr11\dd\chem\MSV\a3ux12.i\T81201-IC.b\UX123500.D
Cal Level: 2 , Cal Amount: 5.00000		
13-JUN-2008 20:41	3-IX	\\cansvr11\dd\chem\MSV\a3ux12.i\T80613B.b\UX120233.D
01-DEC-2008 19:02	2-8260	\\cansvr11\dd\chem\MSV\a3ux12.i\T81201-IC.b\UX123499.D
Cal Level: 3 , Cal Amount: 25.00000		
13-JUN-2008 20:16	3-IX	\\cansvr11\dd\chem\MSV\a3ux12.i\T80613B.b\UX120232.D
01-DEC-2008 18:38	2-8260	\\cansvr11\dd\chem\MSV\a3ux12.i\T81201-IC.b\UX123498.D
Cal Level: 5 , Cal Amount: 100.00000		
13-JUN-2008 19:52	3-IX	\\cansvr11\dd\chem\MSV\a3ux12.i\T80613B.b\UX120231.D
01-DEC-2008 18:14	2-8260	\\cansvr11\dd\chem\MSV\a3ux12.i\T81201-IC.b\UX123497.D
Cal Level: 6 , Cal Amount: 250.00000		
13-JUN-2008 19:27	3-IX	\\cansvr11\dd\chem\MSV\a3ux12.i\T80613B.b\UX120230.D
01-DEC-2008 17:50	2-8260	\\cansvr11\dd\chem\MSV\a3ux12.i\T81201-IC.b\UX123496.D
Cal Level: 7 , Cal Amount: 500.00000		
13-JUN-2008 19:03	3-IX	\\cansvr11\dd\chem\MSV\a3ux12.i\T80613B.b\UX120229.D
01-DEC-2008 17:26	2-8260	

\\cansvr11\dd\chem\MSV\a3ux12.i\T81201-IC.b\UX123495.D		

Continuing Calibration
Ccal Level Mode: GLOBAL LEVEL 5

01-DEC-2008 18:14	2-8260	
\\cansvr11\dd\chem\MSV\a3ux12.i\T81201-IC.b\UX123497.D		

Report Date : 01-Dec-2008 19:53

TestAmerica North Canton

INITIAL CALIBRATION DATA

Start Cal Date : 13-MAY-2008 15:49
End Cal Date : 01-DEC-2008 19:27
Quant Method : ISTD
Origin : Disabled
Target Version : 4.14
Integrator : HP RTE
Method file : \\cansvr11\dd\chem\MSV\a3ux12.i\T81201-IC.b\8260MIUX12.m
Last Edit : 01-Dec-2008 19:42 laveyt
Curve Type : Average

Calibration File Names:
Level 1: \\cansvr11\dd\chem\MSV\a3ux12.i\T80613B.b\UX120234.D
Level 2: \\cansvr11\dd\chem\MSV\a3ux12.i\T80613B.b\UX120233.D
Level 3: \\cansvr11\dd\chem\MSV\a3ux12.i\T80613B.b\UX120232.D
Level 5: \\cansvr11\dd\chem\MSV\a3ux12.i\T80613B.b\UX120231.D
Level 6: \\cansvr11\dd\chem\MSV\a3ux12.i\T80613B.b\UX120230.D
Level 7: \\cansvr11\dd\chem\MSV\a3ux12.i\T80613B.b\UX120229.D

	Compound	2.500 Level 1	5.000 Level 2	25.000 Level 3	100.000 Level 5	250.000 Level 6	500.000 Level 7	RRF	% RSD	
148	1,3-Butadiene	+++++	+++++	+++++	+++++	+++++	+++++	+++++	+++++	<-
8	Dichlorodifluoromethane	+++++	0.10745	0.18828	0.19691	0.20778	0.20792	0.18167	23.281	
9	Chloromethane	0.19609	0.24868	0.27250	0.29623	0.29478	0.27192	0.26337	14.172	
10	Vinyl Chloride	0.19926	0.25710	0.28317	0.31422	0.30858	0.30345	0.27763	15.748	
11	Bromomethane	0.14430	0.16658	0.19265	0.23289	0.24183	0.25628	0.20576	21.815	
12	Chloroethane	0.21057	0.19229	0.21319	0.25825	0.27896	0.28979	0.24051	16.827	
13	Trichlorofluoromethane	+++++	0.29805	0.38180	0.39760	0.41164	0.43002	0.38382	13.323	
14	Dichlorofluoromethane	+++++	0.28184	0.43874	0.43889	0.49176	0.49169	0.42859	20.111	
15	Acrolein	0.04191	0.04221	0.04425	0.04897	0.05240	0.05311	0.04714	10.678	
16	Acetone	+++++	0.20924	0.12525	0.10266	0.10185	0.10049	0.12790	36.444	
17	1,1-Dichloroethene	0.48314	0.43865	0.45951	0.47017	0.48825	0.53756	0.47955	6.989	
18	Freon-113	+++++	0.19125	0.25210	0.22329	0.25398	0.27339	0.23880	13.415	
19	Iodomethane	0.43019	0.45412	0.44110	0.48585	0.52243	0.55139	0.48085	10.013	
20	Carbon Disulfide	0.69365	0.66625	0.73611	0.79946	0.86409	0.93318	0.78212	13.190	
21	Methylene Chloride	+++++	0.37088	0.30572	0.33290	0.34256	0.37227	0.34487	8.084	
22	Acetonitrile	+++++	0.02531	0.03118	0.03214	0.03191	0.03185	0.03048	9.550	
23	Acrylonitrile	0.05728	0.09316	0.10217	0.10723	0.11270	0.10681	0.09656	21.048	
24	Methyl tert-butyl ether	0.58594	0.68694	0.71086	0.74737	0.83292	0.87345	0.73958	14.038	
25	trans-1,2-Dichloroethene	0.33697	0.32510	0.31963	0.33782	0.35541	0.37444	0.34156	5.943	
26	Hexane	+++++	0.15832	0.21143	0.14900	0.16067	0.16975	0.16984	14.366	
27	Vinyl acetate	+++++	0.36249	0.37312	0.42646	0.45658	0.46031	0.41579	11.035	
152	Vinyl acetate - 86	+++++	0.03044	0.04925	0.05352	0.05824	0.05850	0.04999	23.144	
28	1,1-Dichloroethane	0.35390	0.31603	0.36502	0.37670	0.38733	0.39607	0.36584	7.845	
29	tert-Butyl Alcohol	0.02550	0.02946	0.02499	0.03145	0.02999	0.03016	0.02859	9.370	
149	t-Butyl ethyl ether	0.17255	0.20746	0.24675	0.22302	0.24879	0.25734	0.22599	14.191	
30	2-Butanone	0.12827	0.12760	0.11457	0.12586	0.12057	0.11486	0.12196	5.103	
M 31	1,2-Dichloroethene (total)	0.30516	0.31120	0.30025	0.31923	0.33233	0.34472	0.31881	5.329	
32	cis-1,2-dichloroethene	0.27335	0.29730	0.28087	0.30064	0.30925	0.31499	0.29607	5.450	

Report Date : 01-Dec-2008 19:53

TestAmerica North Canton

INITIAL CALIBRATION DATA

Start Cal Date : 13-MAY-2008 15:49
End Cal Date : 01-DEC-2008 19:27
Quant Method : ISTD
Origin : Disabled
Target Version : 4.14
Integrator : HP RTE
Method file : \\cansvr11\dd\chem\MSV\a3ux12.i\T81201-IC.b\8260MIUX12.m
Last Edit : 01-Dec-2008 19:42 laveyt
Curve Type : Average

	Compound	2.500 Level 1	5.000 Level 2	25.000 Level 3	100.000 Level 5	250.000 Level 6	500.000 Level 7	RRF	% RSD	
	33 2,2-Dichloropropane	0.14514	0.13910	0.14617	0.15912	0.16416	0.15221	0.15098	6.210	
	34 Bromochloromethane	0.10105	0.12148	0.11212	0.13468	0.13386	0.13370	0.12281	11.347	
	35 Chloroform	0.37589	0.34787	0.36026	0.38315	0.39159	0.39555	0.37572	4.929	
	36 Tetrahydrofuran	+++++	0.05322	0.06685	0.07310	0.08003	0.07516	0.06967	14.844	
	37 1,1,1-Trichloroethane	0.14902	0.25070	0.25288	0.28301	0.29806	0.29839	0.25535	21.998	
	38 1,1-Dichloropropene	0.26100	0.26062	0.27710	0.28650	0.29580	0.30139	0.28040	6.164	
	39 Carbon Tetrachloride	0.16945	0.18227	0.22989	0.23836	0.25734	0.26303	0.22339	17.441	
	40 1,2-Dichloroethane	0.26649	0.33045	0.28703	0.30413	0.31286	0.31684	0.30297	7.571	
	41 Benzene	0.95536	0.88879	0.89388	0.93343	0.95744	0.98485	0.93562	4.064	
	150 t-Amyl methyl ether	0.17200	0.19518	0.19786	0.21050	0.24319	0.25870	0.21291	15.195	
	42 Trichloroethene	0.21846	0.23794	0.24878	0.26633	0.27003	0.26913	0.25178	8.248	
	43 1,2-Dichloropropane	0.20036	0.20972	0.21289	0.21435	0.22533	0.22109	0.21395	4.098	
	44 1,4-Dioxane	0.00201	0.00256	0.00338	0.00378	0.00389	0.00361	0.00320	23.439	<-
	45 Dibromomethane	0.14385	0.11691	0.13943	0.14953	0.14961	0.15038	0.14162	9.060	
	46 Bromodichloromethane	0.19719	0.19803	0.22938	0.25980	0.28175	0.28384	0.24167	16.288	
	47 2-Chloroethyl vinyl ether	0.12788	0.13326	0.13605	0.16031	0.16758	0.16634	0.14857	12.168	
	48 cis-1,3-Dichloropropene	0.24807	0.26330	0.28361	0.34488	0.36385	0.36810	0.31197	17.071	
	49 4-Methyl-2-pentanone	0.21513	0.22230	0.21838	0.23439	0.24710	0.23724	0.22909	5.434	
	50 Toluene	1.21494	1.16432	1.16552	1.21416	1.22484	1.24109	1.20414	2.649	
	51 trans-1,3-Dichloropropene	0.27302	0.27160	0.29893	0.37651	0.40741	0.41548	0.34049	19.669	
	52 Ethyl Methacrylate	0.18731	0.27650	0.30851	0.38820	0.40047	0.41550	0.32941	26.930	
	53 1,1,2-Trichloroethane	0.24072	0.26087	0.24782	0.27348	0.28037	0.27499	0.26304	6.098	
	54 1,3-Dichloropropane	0.46405	0.48396	0.43451	0.50332	0.49748	0.50002	0.48056	5.574	
	55 Tetrachloroethene	0.18411	0.20980	0.21909	0.22745	0.21901	0.22245	0.21365	7.291	
	56 2-Hexanone	0.15577	0.15690	0.17435	0.21968	0.22470	0.21252	0.19065	16.753	
	57 Dibromochloromethane	0.16884	0.15426	0.19136	0.23977	0.26958	0.27921	0.21717	24.423	
	58 1,2-Dibromoethane	0.29285	0.22768	0.26820	0.30010	0.30665	0.31045	0.28432	11.090	
	59 Chlorobenzene	0.78562	0.87228	0.81187	0.88370	0.90070	0.90162	0.85930	5.689	
	60 1,1,1,2-Tetrachloroethane	0.17082	0.18512	0.21938	0.26638	0.28408	0.29313	0.23649	22.063	
	61 Ethylbenzene	1.10020	1.11853	1.20741	1.29750	1.35143	1.37716	1.24204	9.518	
	62 m + p-Xylene	0.91214	0.89911	0.89073	1.01607	1.05143	1.10486	0.97906	9.261	
M	63 Xylenes (total)	0.89676	0.90837	0.91764	1.03902	1.07596	1.12511	0.99381	9.915	
	64 Xylene-o	0.86594	0.92685	0.97147	1.08494	1.12500	1.16560	1.02330	11.657	
	65 Styrene	0.64520	0.75700	0.81268	0.98548	1.03870	1.08200	0.88684	19.636	
	66 Bromoform	+++++	0.09437	0.11216	0.16459	0.18850	0.19817	0.15156	30.471	<-
	67 Isopropylbenzene	0.88250	0.82237	0.86813	0.96542	0.98484	1.03399	0.92621	8.726	

Report Date : 01-Dec-2008 19:53

TestAmerica North Canton

INITIAL CALIBRATION DATA

Start Cal Date : 13-MAY-2008 15:49
End Cal Date : 01-DEC-2008 19:27
Quant Method : ISTD
Origin : Disabled
Target Version : 4.14
Integrator : HP RTE
Method file : \\cansvr11\dd\chem\MSV\a3ux12.i\T81201-IC.b\8260MIUX12.m
Last Edit : 01-Dec-2008 19:42 laveyt
Curve Type : Average

	Compound	2.500 Level 1	5.000 Level 2	25.000 Level 3	100.000 Level 5	250.000 Level 6	500.000 Level 7	RRF	% RSD	
68	1,1,2,2-Tetrachloroethane	0.75109	0.71371	0.75927	0.76811	0.78285	0.79859	0.76227	3.833	
69	1,4-Dichloro-2-butene	+++++	0.12588	0.17894	0.18887	0.20696	0.21726	0.18358	19.374	
70	1,2,3-Trichloropropane	0.26999	0.24820	0.27692	0.26717	0.26928	0.26899	0.26676	3.633	
71	Bromobenzene	0.75257	0.75698	0.72215	0.71131	0.72799	0.76479	0.73930	2.929	
72	n-Propylbenzene	1.87816	2.03148	2.11112	2.20512	2.28407	2.47311	2.16385	9.554	
73	2-Chlorotoluene	0.59736	0.54101	0.55584	0.56950	0.58771	0.60389	0.57588	4.284	
74	1,3,5-Trimethylbenzene	1.32526	1.48595	1.51612	1.63586	1.66175	1.79811	1.57051	10.449	
75	4-Chlorotoluene	0.52481	0.58131	0.58518	0.61268	0.61451	0.64440	0.59382	6.876	
76	tert-Butylbenzene	1.30548	1.34474	1.33005	1.46727	1.45715	1.57671	1.41357	7.406	
77	1,2,4-Trimethylbenzene	1.56551	1.57671	1.62941	1.74559	1.81054	1.92185	1.70827	8.335	
78	sec-Butylbenzene	1.78896	1.71304	1.79785	1.85306	1.89347	2.05431	1.85012	6.342	
79	4-Isopropyltoluene	1.29686	1.50981	1.54044	1.66704	1.72029	1.87580	1.60171	12.443	
80	1,3-Dichlorobenzene	1.26385	1.19700	1.15300	1.19523	1.20077	1.26059	1.21174	3.533	
81	1,4-Dichlorobenzene	1.41371	1.36845	1.22421	1.24621	1.28560	1.32345	1.31027	5.543	
151	1,2,3-Trimethylbenzene	1.52985	1.78133	1.96008	1.95233	2.18706	2.12377	1.92240	12.461	
82	n-Butylbenzene	1.39231	1.29725	1.30856	1.36472	1.42356	1.51148	1.38298	5.736	
83	1,2-Dichlorobenzene	1.25256	1.35118	1.21834	1.20732	1.22273	1.26867	1.25347	4.235	
84	1,2-Dibromo-3-chloropropane	+++++	0.07557	0.12780	0.14890	0.16509	0.17369	0.13821	28.319	
85	1,2,4-Trichlorobenzene	0.67363	0.73772	0.70227	0.69080	0.69628	0.71533	0.70267	3.127	
86	Hexachlorobutadiene	0.67987	0.60450	0.38646	0.32666	0.28674	0.29061	0.42914	39.739	
87	Naphthalene	1.94982	1.98673	2.03727	2.22536	2.25131	2.23384	2.11406	6.508	
88	1,2,3-Trichlorobenzene	0.74573	0.76402	0.65598	0.68086	0.64484	0.64793	0.68989	7.569	
89	Ethyl Ether	0.17830	0.17611	0.21343	0.21071	0.21813	0.21816	0.20247	9.775	
90	Ethanol	+++++	+++++	+++++	+++++	+++++	+++++	+++++	+++++	<-
91	3-Chloropropene	+++++	0.15732	0.20945	0.19554	0.22433	0.22126	0.20158	13.500	
92	Isopropyl Ether	0.12309	0.13237	0.16344	0.17142	0.18705	0.18377	0.16019	16.668	
93	2-Chloro-1,3-butadiene	0.22665	0.21340	0.25856	0.24400	0.27536	0.27290	0.24848	10.098	
94	Propionitrile	0.03083	0.03021	0.03513	0.03732	0.04212	0.04307	0.03645	14.980	
95	Ethyl Acetate	+++++	0.20349	0.21758	0.20217	0.22724	0.23072	0.21624	6.087	
96	Methacrylonitrile	+++++	0.16858	0.17120	0.16334	0.16072	0.15919	0.16461	3.117	
97	Isobutanol	+++++	0.00174	0.00234	0.00337	0.00470	0.00668	0.00377	52.483	<-
98	Cyclohexane	0.28350	0.26982	0.30250	0.27297	0.28378	0.29598	0.28476	4.456	
99	n-Butanol	+++++	+++++	0.00085	0.00191	0.00332	0.00447	0.00264	60.156	<-
100	Methyl Methacrylate	+++++	0.11663	0.13300	0.16860	0.19332	0.20230	0.16277	22.873	
101	2-Nitropropane	+++++	0.04270	0.04312	0.04971	0.06027	0.06154	0.05147	17.612	
102	Chloropicrin	+++++	+++++	+++++	+++++	+++++	+++++	+++++	+++++	<-

Report Date : 01-Dec-2008 19:53

TestAmerica North Canton

INITIAL CALIBRATION DATA

Start Cal Date : 13-MAY-2008 15:49
End Cal Date : 01-DEC-2008 19:27
Quant Method : ISTD
Origin : Disabled
Target Version : 4.14
Integrator : HP RTE
Method file : \\cansvr11\dd\chem\MSV\a3ux12.i\T81201-IC.b\8260MIUX12.m
Last Edit : 01-Dec-2008 19:42 laveyt
Curve Type : Average

	Compound	2.500 Level 1	5.000 Level 2	25.000 Level 3	100.000 Level 5	250.000 Level 6	500.000 Level 7	RRF	% RSD	
	103 Cyclohexanone	+++++	0.01487	0.03250	0.04247	0.06188	0.07617	0.04558	52.892	<-
	104 Pentachloroethane	+++++	+++++	+++++	+++++	+++++	+++++	+++++	+++++	<-
	105 Benzyl Chloride	+++++	+++++	+++++	+++++	+++++	+++++	+++++	+++++	<-
	134 Thiophene	+++++	+++++	+++++	+++++	+++++	+++++	+++++	+++++	<-
	135 Crotononitrile(1st Isomer)	+++++	+++++	+++++	+++++	+++++	+++++	+++++	+++++	<-
	136 Crotononitrile(2nd Isomer)	+++++	+++++	+++++	+++++	+++++	+++++	+++++	+++++	<-
M	137 Total Crotononitrile	+++++	+++++	+++++	+++++	+++++	+++++	+++++	+++++	<-
	138 Paraldehyde	+++++	+++++	+++++	+++++	+++++	+++++	+++++	+++++	<-
	139 3,3,5-Trimethylcyclohexanone	+++++	+++++	+++++	+++++	+++++	+++++	+++++	+++++	<-
	140 1-Chlorohexane	+++++	+++++	+++++	+++++	+++++	+++++	+++++	+++++	<-
	141 1,3,5-Trichlorobenzene	0.70009	0.86130	0.64741	0.68364	0.67280	0.70001	0.71088	10.728	
	143 Methyl Acetate	0.25657	0.26928	0.23405	0.22443	0.22786	0.23513	0.24122	7.351	
	144 Methylcyclohexane	0.24083	0.23765	0.25688	0.21300	0.21258	0.23650	0.23291	7.392	
	145 Dimethoxymethane	+++++	+++++	+++++	+++++	+++++	+++++	+++++	+++++	<-
	146 2-Methylnaphthalene	0.71224	0.84650	0.81529	0.90897	0.98346	0.88367	0.85836	10.703	
	147 Allyl Alcohol	+++++	+++++	+++++	+++++	+++++	+++++	+++++	+++++	<-
$	4 Dibromofluoromethane	+++++	0.17901	0.19086	0.19140	0.20444	0.20676	0.19449	5.815	
$	5 1,2-Dichloroethane-d4	+++++	0.22447	0.24667	0.23199	0.23476	0.23451	0.23448	3.406	
$	6 Toluene-d8	+++++	0.88394	0.90662	0.90584	0.95255	0.93700	0.91719	2.980	
$	7 Bromofluorobenzene	+++++	0.38719	0.37365	0.38795	0.40384	0.40211	0.39095	3.167	

Report Date : 01-Dec-2008 20:01

TestAmerica North Canton

INITIAL CALIBRATION DATA

Start Cal Date : 13-MAY-2008 15:49
End Cal Date : 01-DEC-2008 19:27
Quant Method : ISTD
Target Version : 4.14
Integrator : HP RTE
Method file : \\cansvr11\dd\chem\MSV\a3ux12.i\T81201-IC.b\8260MIUX12.m
Last Edit : 01-Dec-2008 19:42 laveyt

Calibration File Names:
Level 1: \\cansvr11\dd\chem\MSV\a3ux12.i\T80613B.b\UX120234.D
Level 2: \\cansvr11\dd\chem\MSV\a3ux12.i\T80613B.b\UX120233.D
Level 3: \\cansvr11\dd\chem\MSV\a3ux12.i\T80613B.b\UX120232.D
Level 5: \\cansvr11\dd\chem\MSV\a3ux12.i\T80613B.b\UX120231.D
Level 6: \\cansvr11\dd\chem\MSV\a3ux12.i\T80613B.b\UX120230.D
Level 7: \\cansvr11\dd\chem\MSV\a3ux12.i\T80613B.b\UX120229.D

Compound	2.5000 Level 1	5.0000 Level 2	25.0000 Level 3	100.0000 Level 5	250.0000 Level 6	500.0000 Level 7	Curve	Coefficients b	m1	m2	%RSD or R^2
148 1,3-Butadiene	+++++	+++++	+++++	+++++	+++++	+++++	AVRG		0.000e+000		0.000e+000 <-
8 Dichlorodifluoromethane	+++++	3293	29613	121909	323053	641177	LINR	0.03249	0.20937		0.99994
9 Chloromethane	0.19609	0.24868	0.27250	0.29623	0.29478	0.27192	AVRG		0.26337		14.17175
10 Vinyl Chloride	3082	7879	44536	194537	479775	935778	LINR	-0.00188	0.30460		0.99985
11 Bromomethane	2232	5105	30299	144188	375991	790319	LINR	0.05594	0.25667		0.99922
12 Chloroethane	3257	5893	33530	159889	433721	893646	LINR	0.05455	0.29099		0.99945
13 Trichlorofluoromethane	+++++	0.29805	0.38180	0.39760	0.41164	0.43002	AVRG		0.38382		13.32300
14 Dichlorofluoromethane	+++++	10287	80615	331596	911201	1774073	LINR	0.04788	0.49652		0.99963
15 Acrolein	0.04191	0.04221	0.04425	0.04897	0.05240	0.05311	AVRG		0.04714		10.67841
16 Acetone	+++++	12825	39397	127121	316706	619769	LINR	-0.10648	0.09944		0.99996
17 1,1-Dichloroethene	0.48314	0.43865	0.45951	0.47017	0.48825	0.53756	AVRG		0.47955		6.98864
18 Freon-113	+++++	0.19125	0.25210	0.22329	0.25398	0.27339	AVRG		0.23880		13.41510
19 Iodomethane	0.43019	0.45412	0.44110	0.48585	0.52243	0.55139	AVRG		0.48085		10.01252
20 Carbon Disulfide	0.69365	0.66625	0.73611	0.79946	0.86409	0.93318	AVRG		0.78212		13.18982

Report Date : 01-Dec-2008 20:01

TestAmerica North Canton

INITIAL CALIBRATION DATA

Start Cal Date : 13-MAY-2008 15:49
End Cal Date : 01-DEC-2008 19:27
Quant Method : ISTD
Target Version : 4.14
Integrator : HP RTE
Method file : \\cansvr11\dd\chem\MSV\a3ux12.i\T81201-IC.b\8260MIUX12.m
Last Edit : 01-Dec-2008 19:42 laveyt

	Compound	2.5000 Level 1	5.0000 Level 2	25.0000 Level 3	100.0000 Level 5	250.0000 Level 6	500.0000 Level 7	Curve	Coefficients b	m1	m2	%RSD or R^2
	21 Methylene Chloride	+++++	0.37088	0.30572	0.33290	0.34256	0.37227	AVRG		0.34487		8.08372
	22 Acetonitrile	+++++	0.02531	0.03118	0.03214	0.03191	0.03185	AVRG		0.03048		9.54981
	23 Acrylonitrile	1772	5710	32138	132778	350444	658768	LINR	-0.00796	0.10789		0.99921
	24 Methyl tert-butyl ether	0.58594	0.68694	0.71086	0.74737	0.83292	0.87345	AVRG		0.73958		14.03836
	25 trans-1,2-Dichloroethene	0.33697	0.32510	0.31963	0.33782	0.35541	0.37444	AVRG		0.34156		5.94278
	26 Hexane	+++++	0.15832	0.21143	0.14900	0.16067	0.16975	AVRG		0.16984		14.36618
	27 Vinyl acetate	+++++	0.36249	0.37312	0.42646	0.45658	0.46031	AVRG		0.41579		11.03536
	152 Vinyl acetate - 86	+++++	933	7746	33136	90544	180389	LINR	0.04820	0.05905		0.99983
	28 1,1-Dichloroethane	0.35390	0.31603	0.36502	0.37670	0.38733	0.39607	AVRG		0.36584		7.84460
	29 tert-Butyl Alcohol	0.02550	0.02946	0.02499	0.03145	0.02999	0.03016	AVRG		0.02859		9.36951
	149 t-Butyl ethyl ether	0.17255	0.20746	0.24675	0.22302	0.24879	0.25734	AVRG		0.22599		14.19064
	30 2-Butanone	0.12827	0.12760	0.11457	0.12586	0.12057	0.11486	AVRG		0.12196		5.10258
M	31 1,2-Dichloroethene (total)	0.30516	0.31120	0.30025	0.31923	0.33233	0.34472	AVRG		0.31881		5.32884
	32 cis-1,2-dichloroethene	0.27335	0.29730	0.28087	0.30064	0.30925	0.31499	AVRG		0.29607		5.44988
	33 2,2-Dichloropropane	0.14514	0.13910	0.14617	0.15912	0.16416	0.15221	AVRG		0.15098		6.21011
	34 Bromochloromethane	0.10105	0.12148	0.11212	0.13468	0.13386	0.13370	AVRG		0.12281		11.34664
	35 Chloroform	0.37589	0.34787	0.36026	0.38315	0.39159	0.39555	AVRG		0.37572		4.92867
	36 Tetrahydrofuran	+++++	0.05322	0.06685	0.07310	0.08003	0.07516	AVRG		0.06967		14.84352
	37 1,1,1-Trichloroethane	2305	7683	39773	175217	463421	920175	LINR	0.02623	0.29992		0.99991
	38 1,1-Dichloropropene	0.26100	0.26062	0.27710	0.28650	0.29580	0.30139	AVRG		0.28040		6.16354
	39 Carbon Tetrachloride	2621	5586	36156	147573	400101	811113	LINR	0.03893	0.26394		0.99970
	40 1,2-Dichloroethane	0.26649	0.33045	0.28703	0.30413	0.31286	0.31684	AVRG		0.30297		7.57141

Report Date : 01-Dec-2008 20:01

TestAmerica North Canton

INITIAL CALIBRATION DATA

Start Cal Date : 13-MAY-2008 15:49
End Cal Date : 01-DEC-2008 19:27
Quant Method : ISTD
Target Version : 4.14
Integrator : HP RTE
Method file : \\cansvr11\dd\chem\MSV\a3ux12.i\T81201-IC.b\8260MIUX12.m
Last Edit : 01-Dec-2008 19:42 laveyt

Compound	2.5000 Level 1	5.0000 Level 2	25.0000 Level 3	100.0000 Level 5	250.0000 Level 6	500.0000 Level 7	Curve	Coefficients b	Coefficients m1	Coefficients m2	%RSD or R^2	
41 Benzene	0.95536	0.88879	0.89388	0.93343	0.95744	0.98485	AVRG		0.93562		4.06410	
150 t-Amyl methyl ether	3141	7124	36356	159041	450614	933409	LINR	0.07409	0.25959		0.99835	
42 Trichloroethene	0.21846	0.23794	0.24878	0.26633	0.27003	0.26913	AVRG		0.25178		8.24833	
43 1,2-Dichloropropane	0.20036	0.20972	0.21289	0.21435	0.22533	0.22109	AVRG		0.21395		4.09822	
44 1,4-Dioxane	1558	3922	26612	116890	302403	555959	LINR	-0.66895	0.00366		0.99839	<-
45 Dibromomethane	0.14385	0.11691	0.13943	0.14953	0.14961	0.15038	AVRG		0.14162		9.06044	
46 Bromodichloromethane	3050	6069	36077	160844	438057	875314	LINR	0.03761	0.28555		0.99977	
47 2-Chloroethyl vinyl ether	0.12788	0.13326	0.13605	0.16031	0.16758	0.16634	AVRG		0.14857		12.16805	
48 cis-1,3-Dichloropropene	3837	8069	44606	213522	565704	1135130	LINR	0.03640	0.37010		0.99985	
49 4-Methyl-2-pentanone	0.21513	0.22230	0.21838	0.23439	0.24710	0.23724	AVRG		0.22909		5.43410	
50 Toluene	1.21494	1.16432	1.16552	1.21416	1.22484	1.24109	AVRG		1.20414		2.64935	
51 trans-1,3-Dichloropropene	3593	6988	39918	194935	536476	1095824	LINR	0.04877	0.41812		0.99968	
52 Ethyl Methacrylate	2465	7114	41197	200983	527334	1095892	LINR	0.04673	0.41693		0.99967	
53 1,1,2-Trichloroethane	0.24072	0.26087	0.24782	0.27348	0.28037	0.27499	AVRG		0.26304		6.09785	
54 1,3-Dichloropropane	0.46405	0.48396	0.43451	0.50332	0.49748	0.50002	AVRG		0.48056		5.57417	
55 Tetrachloroethene	0.18411	0.20980	0.21909	0.22745	0.21901	0.22245	AVRG		0.21365		7.29137	
56 2-Hexanone	4100	8074	46565	227470	591760	1121039	LINR	-0.00183	0.21509		0.99902	
57 Dibromochloromethane	2222	3969	25554	124140	354985	736406	LINR	0.06613	0.28114		0.99927	
58 1,2-Dibromoethane	0.29285	0.22768	0.26820	0.30010	0.30665	0.31045	AVRG		0.28432		11.09014	
59 Chlorobenzene	0.78562	0.87228	0.81187	0.88370	0.90070	0.90162	AVRG		0.85930		5.68851	
60 1,1,1,2-Tetrachloroethane	2248	4763	29295	137915	374078	773136	LINR	0.04988	0.29448		0.99964	
61 Ethylbenzene	1.10020	1.11853	1.20741	1.29750	1.35143	1.37716	AVRG		1.24204		9.51753	

Report Date : 01-Dec-2008 20:01

TestAmerica North Canton

INITIAL CALIBRATION DATA

Start Cal Date : 13-MAY-2008 15:49
End Cal Date : 01-DEC-2008 19:27
Quant Method : ISTD
Target Version : 4.14
Integrator : HP RTE
Method file : \\cansvr11\dd\chem\MSV\a3ux12.i\T81201-IC.b\8260MIUX12.m
Last Edit : 01-Dec-2008 19:42 laveyt

	Compound	2.5000 Level 1	5.0000 Level 2	25.0000 Level 3	100.0000 Level 5	250.0000 Level 6	500.0000 Level 7	Curve	Coefficients b	Coefficients m1	Coefficients m2	%RSD or R^2	
	62 m + p-Xylene	0.91214	0.89911	0.89073	1.01607	1.05143	1.10486	AVRG		0.97906		9.26087	
M	63 Xylenes (total)	0.89676	0.90837	0.91764	1.03902	1.07596	1.12511	AVRG		0.99381		9.91529	
	64 Xylene-o	0.86594	0.92685	0.97147	1.08494	1.12500	1.16560	AVRG		1.02330		11.65682	
	65 Styrene	8491	19477	108522	510218	1367757	2853767	LINR	0.05052	1.08537		0.99952	
	66 Bromoform	+++++	2428	14977	85215	248220	522678	LINR	0.11100	0.20127		0.99907	<-
	67 Isopropylbenzene	0.88250	0.82237	0.86813	0.96542	0.98484	1.03399	AVRG		0.92621		8.72570	
	68 1,1,2,2-Tetrachloroethane	0.75109	0.71371	0.75927	0.76811	0.78285	0.79859	AVRG		0.76227		3.83314	
	69 1,4-Dichloro-2-butene	+++++	1699	12466	55636	156195	316669	LINR	0.07559	0.21890		0.99924	
	70 1,2,3-Trichloropropane	0.26999	0.24820	0.27692	0.26717	0.26928	0.26899	AVRG		0.26676		3.63293	
	71 Bromobenzene	0.75257	0.75698	0.72215	0.71131	0.72799	0.76479	AVRG		0.73930		2.92869	
	72 n-Propylbenzene	1.87816	2.03148	2.11112	2.20512	2.28407	2.47311	AVRG		2.16385		9.55449	
	73 2-Chlorotoluene	0.59736	0.54101	0.55584	0.56950	0.58771	0.60389	AVRG		0.57588		4.28445	
	74 1,3,5-Trimethylbenzene	1.32526	1.48595	1.51612	1.63586	1.66175	1.79811	AVRG		1.57051		10.44925	
	75 4-Chlorotoluene	0.52481	0.58131	0.58518	0.61268	0.61451	0.64440	AVRG		0.59382		6.87592	
	76 tert-Butylbenzene	1.30548	1.34474	1.33005	1.46727	1.45715	1.57671	AVRG		1.41357		7.40565	
	77 1,2,4-Trimethylbenzene	1.56551	1.57671	1.62941	1.74559	1.81054	1.92185	AVRG		1.70827		8.33543	
	78 sec-Butylbenzene	1.78896	1.71304	1.79785	1.85306	1.89347	2.05431	AVRG		1.85012		6.34235	
	79 4-Isopropyltoluene	1.29686	1.50981	1.54044	1.66704	1.72029	1.87580	AVRG		1.60171		12.44261	
	80 1,3-Dichlorobenzene	1.26385	1.19700	1.15300	1.19523	1.20077	1.26059	AVRG		1.21174		3.53279	
	81 1,4-Dichlorobenzene	1.41371	1.36845	1.22421	1.24621	1.28560	1.32345	AVRG		1.31027		5.54334	
	151 1,2,3-Trimethylbenzene	1.52985	1.78133	1.96008	1.95233	2.18706	2.12377	AVRG		1.92240		12.46063	
	82 n-Butylbenzene	1.39231	1.29725	1.30856	1.36472	1.42356	1.51148	AVRG		1.38298		5.73643	

Report Date : 01-Dec-2008 20:01

TestAmerica North Canton

INITIAL CALIBRATION DATA

Start Cal Date : 13-MAY-2008 15:49
End Cal Date : 01-DEC-2008 19:27
Quant Method : ISTD
Target Version : 4.14
Integrator : HP RTE
Method file : \\cansvr11\dd\chem\MSV\a3ux12.i\T81201-IC.b\8260MIUX12.m
Last Edit : 01-Dec-2008 19:42 laveyt

Compound	2.5000 Level 1	5.0000 Level 2	25.0000 Level 3	100.0000 Level 5	250.0000 Level 6	500.0000 Level 7	Curve	Coefficients b	Coefficients m1	Coefficients m2	%RSD or R^2	
83 1,2-Dichlorobenzene	1.25256	1.35118	1.21834	1.20732	1.22273	1.26867	AVRG		1.25347		4.23493	
84 1,2-Dibromo-3-chloropropane	+++++	1020	8903	43861	124595	253165	LINR	0.08985	0.17553		0.99923	
85 1,2,4-Trichlorobenzene	0.67363	0.73772	0.70227	0.69080	0.69628	0.71533	AVRG		0.70267		3.12682	
86 Hexachlorobutadiene	4573	8159	26923	96224	216405	423573	LINR	-0.06793	0.28599		0.99943	
87 Naphthalene	1.94982	1.98673	2.03727	2.22536	2.25131	2.23384	AVRG		2.11406		6.50832	
88 1,2,3-Trichlorobenzene	0.74573	0.76402	0.65598	0.68086	0.64484	0.64793	AVRG		0.68989		7.56931	
89 Ethyl Ether	0.17830	0.17611	0.21343	0.21071	0.21813	0.21816	AVRG		0.20247		9.77466	
90 Ethanol	+++++	+++++	+++++	+++++	+++++	+++++	AVRG		0.000e+000		0.000e+000	<-
91 3-Chloropropene	+++++	0.15732	0.20945	0.19554	0.22433	0.22126	AVRG		0.20158		13.50011	
92 Isopropyl Ether	11239	24156	150157	647557	1732917	3315234	LINR	0.11604	0.18518		0.99971	
93 2-Chloro-1,3-butadiene	0.22665	0.21340	0.25856	0.24400	0.27536	0.27290	AVRG		0.24848		10.09761	
94 Propionitrile	0.03083	0.03021	0.03513	0.03732	0.04212	0.04307	AVRG		0.03645		14.97989	
95 Ethyl Acetate	+++++	0.20349	0.21758	0.20217	0.22724	0.23072	AVRG		0.21624		6.08729	
96 Methacrylonitrile	+++++	0.16858	0.17120	0.16334	0.16072	0.15919	AVRG		0.16461		3.11683	
97 Isobutanol	+++++	0.00174	0.00234	0.00337	0.00470	0.00668	AVRG		0.00377		52.48314	<- NOT USED
98 Cyclohexane	0.28350	0.26982	0.30250	0.27297	0.28378	0.29598	AVRG		0.28476		4.45627	
99 n-Butanol	+++++	+++++	0.00085	0.00191	0.00332	0.00447	AVRG		0.00264		60.15624	<- NOT USED
100 Methyl Methacrylate	+++++	4257	24438	127382	358209	729921	LINR	0.09913	0.20501		0.99909	
101 2-Nitropropane	+++++	3117	15846	75108	223361	444095	WLINR	0.05806	0.06045		0.99533	
102 Chloropicrin	+++++	+++++	+++++	+++++	+++++	+++++	AVRG		0.000e+000		0.000e+000	<-
103 Cyclohexanone	+++++	0.01487	0.03250	0.04247	0.06188	0.07617	AVRG		0.04558		52.8924	<- NOT USED
104 Pentachloroethane	+++++	+++++	+++++	+++++	+++++	+++++	AVRG		0.000e+000		0.000e+000	<-

Report Date : 01-Dec-2008 20:01

TestAmerica North Canton

INITIAL CALIBRATION DATA

Start Cal Date : 13-MAY-2008 15:49
End Cal Date : 01-DEC-2008 19:27
Quant Method : ISTD
Target Version : 4.14
Integrator : HP RTE
Method file : \\cansvr11\dd\chem\MSV\a3ux12.i\T81201-IC.b\8260MIUX12.m
Last Edit : 01-Dec-2008 19:42 laveyt

	Compound	2.5000 Level 1	5.0000 Level 2	25.0000 Level 3	100.0000 Level 5	250.0000 Level 6	500.0000 Level 7	Curve	Coefficients b	m1	m2	%RSD or R^2	
	105 Benzyl Chloride	+++++	+++++	+++++	+++++	+++++	+++++	AVRG	0.000e+000			0.000e+000	<-
	134 Thiophene	+++++	+++++	+++++	+++++	+++++	+++++	AVRG	0.000e+000			0.000e+000	<-
	135 Crotononitrile(1st Isomer)	+++++	+++++	+++++	+++++	+++++	+++++	AVRG	0.000e+000			0.000e+000	<-
	136 Crotononitrile(2nd Isomer)	+++++	+++++	+++++	+++++	+++++	+++++	AVRG	0.000e+000			0.000e+000	<-
M	137 Total Crotononitrile	+++++	+++++	+++++	+++++	+++++	+++++	AVRG	0.000e+000			0.000e+000	<-
	138 Paraldehyde	+++++	+++++	+++++	+++++	+++++	+++++	AVRG	0.000e+000			0.000e+000	<-
	139 3,3,5-Trimethylcyclohexanone	+++++	+++++	+++++	+++++	+++++	+++++	AVRG	0.000e+000			0.000e+000	<-
	140 1-Chlorohexane	+++++	+++++	+++++	+++++	+++++	+++++	AVRG	0.000e+000			0.000e+000	<-
	141 1,3,5-Trichlorobenzene	0.70009	0.86130	0.64741	0.68364	0.67280	0.70001	AVRG	0.71088			10.72810	
	143 Methyl Acetate	0.25657	0.26928	0.23405	0.22443	0.22786	0.23513	AVRG	0.24122			7.35057	
	144 Methylcyclohexane	0.24083	0.23765	0.25688	0.21300	0.21258	0.23650	AVRG	0.23291			7.39167	
	145 Dimethoxymethane	+++++	+++++	+++++	+++++	+++++	+++++	AVRG	0.000e+000			0.000e+000	<-
	146 2-Methylnaphthalene	0.71224	0.84650	0.81529	0.90897	0.98346	0.88367	AVRG	0.85836			10.70253	
	147 Allyl Alcohol	+++++	+++++	+++++	+++++	+++++	+++++	AVRG	0.000e+000			0.000e+000	<-
$	4 Dibromofluoromethane	+++++	0.17901	0.19086	0.19140	0.20444	0.20676	AVRG	0.19449			5.81536	
$	5 1,2-Dichloroethane-d4	+++++	0.22447	0.24667	0.23199	0.23476	0.23451	AVRG	0.23448			3.40561	
$	6 Toluene-d8	+++++	0.88394	0.90662	0.90584	0.95255	0.93700	AVRG	0.91719			2.98026	
$	7 Bromofluorobenzene	+++++	0.38719	0.37365	0.38795	0.40384	0.40211	AVRG	0.39095			3.16721	

Report Date : 01-Dec-2008 20:01

TestAmerica North Canton

INITIAL CALIBRATION DATA

Start Cal Date : 13-MAY-2008 15:49
End Cal Date : 01-DEC-2008 19:27
Quant Method : ISTD
Target Version : 4.14
Integrator : HP RTE
Method file : \\cansvr11\dd\chem\MSV\a3ux12.i\T81201-IC.b\8260MIUX12.m
Last Edit : 01-Dec-2008 19:42 laveyt

Curve	Formula	Units
Averaged	Amt = Rsp/ml	Response
Linear	Amt = b + Rsp/ml	Response
Wt Linear	Amt = b + Rsp/ml	Response

Data File: \\cansvr11\dd\chem\MSV\a3ux12.i\T81201-IC.b\UX123495.D
Report Date: 01-Dec-2008 22:08

TestAmerica North Canton

VOLATILE REPORT SW-846 Method 8260A/8260B

Data file : \\cansvr11\dd\chem\MSV\a3ux12.i\T81201-IC.b\UX123495.D
Lab Smp Id: 500NG-IC
Inj Date : 01-DEC-2008 17:26
Operator : 1903 Inst ID: a3ux12.i
Smp Info : 500NG-IC
Misc Info : T81201-IC,8260MIUX12,2-8260.SUB,1903,1,7
Comment :
Method : \\cansvr11\dd\chem\MSV\a3ux12.i\T81201-IC.b\8260MIUX12.m
Meth Date : 01-Dec-2008 21:50 laveyt Quant Type: ISTD
Cal Date : 13-JUN-2008 19:03 Cal File: UX120229.D
Als bottle: 2 Calibration Sample, Level: 7
Dil Factor: 1.00000
Integrator: HP RTE Compound Sublist: 2-8260.SUB
Target Version: 4.14
Processing Host: CANSVR11

Concentration Formula: Amt * DF * 1/Vo * CpndVariable

Name	Value	Description
DF	1.000	Dilution Factor
Vo	5.000	Sample volume
Va	100.000	Injection Volume
Cpnd Variable		Local Compound Variable

Compounds	QUANT SIG MASS	RT	EXP RT	REL RT	RESPONSE	AMOUNTS CAL-AMT (ng)	ON-COL (ng)
* 1 Fluorobenzene	96	5.454	5.454	(1.000)	616756	100.000	
* 2 Chlorobenzene-d5	117	8.128	8.128	(1.000)	527499	100.000	
* 3 1,4-Dichlorobenzene-d4	152	10.376	10.377	(1.000)	291506	100.000	
$ 4 Dibromofluoromethane	113	4.886	4.898	(0.896)	637589	500.000	561.09(A)
$ 5 1,2-Dichloroethane-d4	65	5.182	5.182	(0.950)	723166	500.000	495.90
$ 6 Toluene-d8	98	6.815	6.815	(0.838)	2471320	500.000	448.71
$ 7 Bromofluorobenzene	95	9.241	9.241	(1.137)	1060571	500.000	480.30
8 Dichlorodifluoromethane	85	1.703	1.692	(0.312)	641177	500.000	479.92
9 Chloromethane	50	1.857	1.857	(0.341)	838553	500.000	372.39
10 Vinyl Chloride	62	1.975	1.964	(0.362)	935778	500.000	488.78
11 Bromomethane	94	2.271	2.283	(0.416)	790319	500.000	730.89(A)
12 Chloroethane	64	2.377	2.378	(0.436)	893646	500.000	517.88(A)
13 Trichlorofluoromethane	101	2.602	2.626	(0.477)	1326096	500.000	520.00(A)
15 Acrolein	56	2.945	2.946	(0.540)	1637915	5000.00	5099.2(A)
16 Acetone	43	3.064	3.076	(0.562)	619769	1000.00	1025.3(A)
17 1,1-Dichloroethene	61	3.040	3.052	(0.557)	1657715	500.000	518.04(A)
18 Freon-113	101	3.040	3.052	(0.557)	843061	500.000	517.76(A)
19 Iodomethane	142	3.206	3.218	(0.588)	1700351	500.000	523.68(A)
20 Carbon Disulfide	76	3.265	3.277	(0.599)	2877731	500.000	641.97(A)
21 Methylene Chloride	84	3.478	3.467	(0.638)	1148009	500.000	517.18(A)
22 Acetonitrile	41	3.312	3.313	(0.607)	982064	5000.00	4739.8
23 Acrylonitrile	53	3.644	3.656	(0.668)	658768	1000.00	1012.1

Data File: \\cansvr11\dd\chem\MSV\a3ux12.i\T81201-IC.b\UX123495.D
Report Date: 01-Dec-2008 22:08

	Compounds	QUANT STG MASS	RT	EXP RT	REL RT	RESPONSE	AMOUNTS CAL-AMT (ng)	ON-COL (ng)
	24 Methyl tert-butyl ether	73	3.655	3.656	(0.670)	2693543	500.000	605.28(A)
	25 trans-1,2-Dichloroethene	61	3.667	3.668	(0.672)	1154684	500.000	616.50(A)
	26 Hexane	57	3.868	3.881	(0.709)	523479	500.000	481.50
	27 Vinyl acetate	43	4.034	4.035	(0.740)	1419510	500.000	505.88(A)
	152 Vinyl acetate - 86	86	4.034	4.046	(0.740)	180389	500.000	496.15(A)
	28 1,1-Dichloroethane	63	4.010	4.022	(0.735)	1221384	500.000	520.64(A)
	29 tert-Butyl Alcohol	59	3.513	3.514	(0.644)	1860173	10000.0	10784(A)
	30 2-Butanone	43	4.496	4.496	(0.824)	708436	1000.00	975.65
M	31 1,2-Dichloroethene (total)	61				2126056	1000.00	1112.4
	32 cis-1,2-dichloroethene	61	4.496	4.496	(0.824)	971372	500.000	495.88
	33 2,2-Dichloropropane	77	4.496	4.496	(0.824)	469393	500.000	439.13
	34 Bromochloromethane	128	4.697	4.697	(0.861)	412287	500.000	590.17(A)
	35 Chloroform	83	4.756	4.756	(0.872)	1219783	500.000	533.02(A)
	36 Tetrahydrofuran	42	4.744	4.733	(0.870)	231766	500.000	491.95
	37 1,1,1-Trichloroethane	97	4.921	4.922	(0.902)	920175	500.000	625.07(A)
	38 1,1-Dichloropropene	75	5.052	5.052	(0.926)	929417	500.000	536.31(A)
	39 Carbon Tetrachloride	117	5.063	5.064	(0.928)	811113	500.000	508.39(A)
	40 1,2-Dichloroethane	62	5.241	5.242	(0.961)	977062	500.000	533.88(A)
	41 Benzene	78	5.229	5.230	(0.959)	3037048	500.000	500.26(A)
	42 Trichloroethene	130	5.762	5.774	(1.056)	829927	500.000	555.73(A)
	43 1,2-Dichloropropane	63	5.963	5.963	(1.093)	681782	500.000	472.84
	44 1,4-Dioxane	88	6.069	6.070	(1.113)	555959	25000.0	24951
	45 Dibromomethane	93	6.069	6.070	(1.113)	463726	500.000	576.56(A)
	46 Bromodichloromethane	83	6.188	6.200	(1.135)	875314	500.000	544.96(A)
	47 2-Chloroethyl vinyl ether	63	6.424	6.425	(1.178)	1025894	1000.00	1059.5(A)
	48 cis-1,3-Dichloropropene	75	6.566	6.567	(1.204)	1135130	500.000	500.27(A)
	49 4-Methyl-2-pentanone	43	6.696	6.697	(1.228)	1463218	1000.00	959.82
	50 Toluene	91	6.874	6.874	(0.846)	3273380	500.000	455.39
	51 trans-1,3-Dichloropropene	75	7.051	7.064	(0.868)	1095824	500.000	470.72
	52 Ethyl Methacrylate	69	7.111	7.111	(0.875)	1095892	500.000	461.44
	53 1,1,2-Trichloroethane	97	7.229	7.229	(0.889)	725283	500.000	499.43
	54 1,3-Dichloropropane	76	7.383	7.383	(0.908)	1318810	500.000	471.00
	55 Tetrachloroethene	164	7.371	7.360	(0.907)	586709	500.000	481.22
	56 2-Hexanone	43	7.442	7.431	(0.916)	1121039	1000.00	937.15
	57 Dibromochloromethane	129	7.596	7.608	(0.934)	736406	500.000	596.34(A)
	58 1,2-Dibromoethane	107	7.714	7.715	(0.949)	818820	500.000	545.15(A)
	59 Chlorobenzene	112	8.164	8.164	(1.004)	2378022	500.000	505.42(A)
	60 1,1,1,2-Tetrachloroethane	131	8.235	8.223	(1.013)	773136	500.000	531.88(A)
	61 Ethylbenzene	91	8.247	8.247	(1.015)	3632246	500.000	480.99
	62 m + p-Xylene	91	8.353	8.353	(1.028)	5828119	1000.00	996.27
M	63 Xylenes (total)	91				8902393	1500.00	1498.2
	64 Xylene-o	91	8.744	8.731	(1.076)	3074274	500.000	501.95(A)
	65 Styrene	104	8.744	8.744	(1.076)	2853767	500.000	535.08(A)
	66 Bromoform	173	8.945	8.945	(1.100)	522678	500.000	507.30(A)
	67 Isopropylbenzene	105	9.087	9.087	(1.118)	2727155	500.000	499.90
	68 1,1,2,2-Tetrachloroethane	83	9.371	9.371	(0.903)	1163969	500.000	510.18(A)
	69 1,4-Dichloro-2-butene	53	9.430	9.430	(0.909)	316669	500.000	506.91(A)
	70 1,2,3-Trichloropropane	110	9.430	9.430	(0.909)	392066	500.000	564.25(A)
	71 Bromobenzene	156	9.406	9.407	(0.906)	1114709	500.000	523.79(A)
	72 n-Propylbenzene	91	9.477	9.490	(0.913)	3604630	500.000	468.14
	73 2-Chlorotoluene	126	9.584	9.584	(0.924)	880182	500.000	475.05
	74 1,3,5-Trimethylbenzene	105	9.655	9.643	(0.930)	2620798	500.000	485.53
	75 4-Chlorotoluene	126	9.690	9.691	(0.934)	939230	500.000	487.62
	76 tert-Butylbenzene	119	9.974	9.975	(0.961)	2298098	500.000	500.62(A)

Data File: \\cansvr11\dd\chem\MSV\a3ux12.i\T81201-IC.b\UX123495.D
Report Date: 01-Dec-2008 22:08

	Compounds	QUANT ION MASS	RT	EXP RT	REL RT	RESPONSE	AMOUNTS CAL-AMT (ng)	ON-COL (ng)
77	1,2,4-Trimethylbenzene	105	10.021	10.022	(0.966)	2801157	500.000	488.15
78	sec-Butylbenzene	105	10.187	10.188	(0.982)	2994219	500.000	507.22(A)
79	4-Isopropyltoluene	119	10.329	10.330	(0.995)	2734042	500.000	529.00(A)
80	1,3-Dichlorobenzene	146	10.317	10.318	(0.994)	1837346	500.000	486.87
81	1,4-Dichlorobenzene	146	10.400	10.401	(1.002)	1928965	500.000	471.64
82	n-Butylbenzene	91	10.731	10.732	(1.034)	2203031	500.000	497.31
83	1,2-Dichlorobenzene	146	10.779	10.779	(1.039)	1849121	500.000	508.69(A)
84	1,2-Dibromo-3-chloropropane	157	11.560	11.560	(1.114)	253165	500.000	543.97(A)
85	1,2,4-Trichlorobenzene	180	12.388	12.389	(1.194)	1042616	500.000	465.00
86	Hexachlorobutadiene	225	12.542	12.554	(1.209)	423573	500.000	477.66
87	Naphthalene	128	12.648	12.649	(1.219)	3255895	500.000	483.64
88	1,2,3-Trichlorobenzene	180	12.909	12.921	(1.244)	944382	500.000	450.71
98	Cyclohexane	56	4.969	4.981	(0.911)	912735	500.000	476.91
143	Methyl Acetate	43	3.336	3.348	(0.612)	1450192	1000.00	1015.5(A)
144	Methylcyclohexane	83	5.927	5.940	(1.087)	729319	500.000	484.82
141	1,3,5-Trichlorobenzene	180	11.761	11.761	(1.133)	1020287	500.000	465.61

QC Flag Legend

A - Target compound detected but, quantitated amount exceeded maximum amount.

Data File: \\cansvr11\dd\chem\MSV\a3ux12.i\T81201-IC.b\UX123495.D
Report Date: 01-Dec-2008 22:08

TestAmerica North Canton

INTERNAL STANDARD COMPOUNDS
AREA AND RT SUMMARY

Instrument ID: a3ux12.i
Lab File ID: UX123495.D
Lab Smp Id: 500NG-IC
Analysis Type: VOA
Quant Type: ISTD
Operator: 1903
Method File: \\cansvr11\dd\chem\MSV\a3ux12.i\T81201-IC.b\8260MIUX12.m
Misc Info: T81201-IC,8260MIUX12,2-8260.SUB,1903,1,7

Calibration Date: 01-DEC-2008
Calibration Time: 18:14

Level: LOW
Sample Type: WATER

COMPOUND	STANDARD	AREA LIMIT LOWER	AREA LIMIT UPPER	SAMPLE	%DIFF
1 Fluorobenzene	619117	309559	1238234	616756	-0.38
2 Chlorobenzene-d5	517736	258868	1035472	527499	1.89
3 1,4-Dichlorobenze	294569	147285	589138	291506	-1.04

COMPOUND	STANDARD	RT LIMIT LOWER	RT LIMIT UPPER	SAMPLE	%DIFF
1 Fluorobenzene	5.45	4.95	5.95	5.45	-0.00
2 Chlorobenzene-d5	8.13	7.63	8.63	8.13	-0.00
3 1,4-Dichlorobenze	10.38	9.88	10.88	10.38	-0.00

AREA UPPER LIMIT = +100% of internal standard area.
AREA LOWER LIMIT = - 50% of internal standard area.
RT UPPER LIMIT = + 0.50 minutes of internal standard RT.
RT LOWER LIMIT = - 0.50 minutes of internal standard RT.


Y (x10^6)
Min
-Chloromethane
-Vinyl Chloride
-Bromomethane
-Chloroethane
-Trichlorofluoromethane
-Acrolein
-Iodomethane
-Carbon Disulfide
-Acetonitrile+
-Methylene Chloride+
Acetone+
-Hexane
-Vinyl acetate+
Acrylonitrile+
-Bromochloromethane
Chloroform
2-Butanone+
-Dibromofluoromethane+
Cyclohexane
-1,2-Dichloroethane-d4
1,1-Dichloropropene+
-Fluorobenzene
1,2-Dichloroethane+
Trichloroethene
-1,4-Dioxane+
-Bromodichloromethane
1,2-Dichloropropane+
2-Chloroethyl vinyl ether
cis-1,3-Dichloropropene
4-Methyl-2-pentanone
Toluene-d8
trans-1,3-Dichloropropene
Ethyl Methacrylate
-2-Hexanone
Chlorodibromomethane
-Dibromochloromethane
1,3-Dichloropropane+
-1,2-Dibromoethane
Chlorobenzene-d5
1,1,1,2-Tetrachloroethane+
m + p-Xylene
-Bromoform
Xylene-o+
-1,2-Dichloroethene (total)
Isopropylbenzene
Bromofluorobenzene
1,1,2,2-Tetrachloroethane+
n-Propylbenzene
2-Chlorotoluene
1,3,5-Trimethylbenzene
4-Chlorotoluene
tert-Butylbenzene
1,2,4-Trimethylbenzene
sec-Butylbenzene
4-Isopropyltoluene+
1,4-Dichlorobenzene-d4
n-Butylbenzene
1,2-Dichlorobenzene
-1,2-Dibromo-3-chloropropa
1,3,5-Trichlorobenzene
1,2,4-Trichlorobenzene
Hexachlorobutadiene
Naphthalene
1,2,3-Trichlorobenzene
Data File: \\cansvr11\dd\chem\MSV\a3ux12.i\T81201-IC.b\UX123495.D
Date : 01-DEC-2008 17:26
Client ID:
Sample Info: 500NG-IC
Purge Volume: 5.0
Column phase: DB624
Instrument: a3ux12.i
Operator: 1903
Column diameter: 0.18
\\cansvr11\dd\chem\MSV\a3ux12.i\T81201-IC.b\UX123495.D

Data File: \\cansvr11\dd\chem\MSV\a3ux12.i\T81201-IC.b\UX123496.D
Report Date: 01-Dec-2008 22:08

TestAmerica North Canton

VOLATILE REPORT SW-846 Method 8260A/8260B

Data file : \\cansvr11\dd\chem\MSV\a3ux12.i\T81201-IC.b\UX123496.D
Lab Smp Id: 250NG-IC
Inj Date : 01-DEC-2008 17:50
Operator : 1903 Inst ID: a3ux12.i
Smp Info : 250NG-IC
Misc Info : T81201-IC,8260MIUX12,2-8260.SUB,1903,1,6
Comment :
Method : \\cansvr11\dd\chem\MSV\a3ux12.i\T81201-IC.b\8260MIUX12.m
Meth Date : 01-Dec-2008 21:50 laveyt Quant Type: ISTD
Cal Date : 13-JUN-2008 19:27 Cal File: UX120230.D
Als bottle: 3 Calibration Sample, Level: 6
Dil Factor: 1.00000
Integrator: HP RTE Compound Sublist: 2-8260.SUB
Target Version: 4.14
Processing Host: CANSVR11

Concentration Formula: Amt * DF * 1/Vo * CpndVariable

Name	Value	Description
DF	1.000	Dilution Factor
Vo	5.000	Sample volume
Va	100.000	Injection Volume
Cpnd Variable		Local Compound Variable

	Compounds	QUANT SIG MASS	RT	EXP RT	REL RT	RESPONSE	AMOUNTS CAL-AMT (ng)	AMOUNTS ON-COL (ng)
*	1 Fluorobenzene	96	5.454	5.454	(1.000)	621910	100.000	
*	2 Chlorobenzene-d5	117	8.128	8.128	(1.000)	526720	100.000	
*	3 1,4-Dichlorobenzene-d4	152	10.377	10.377	(1.000)	301883	100.000	
$	4 Dibromofluoromethane	113	4.886	4.898	(0.896)	317854	250.000	271.71
$	5 1,2-Dichloroethane-d4	65	5.182	5.182	(0.950)	364993	250.000	250.30
$	6 Toluene-d8	98	6.815	6.815	(0.838)	1254313	250.000	233.38
$	7 Bromofluorobenzene	95	9.241	9.241	(1.137)	531770	250.000	242.68
	8 Dichlorodifluoromethane	85	1.703	1.692	(0.312)	323053	250.000	299.46
	9 Chloromethane	50	1.857	1.857	(0.341)	458315	250.000	207.17
	10 Vinyl Chloride	62	1.975	1.964	(0.362)	479775	250.000	271.10
	11 Bromomethane	94	2.283	2.283	(0.419)	375991	250.000	326.22
	12 Chloroethane	64	2.377	2.378	(0.436)	433721	250.000	351.90
	13 Trichlorofluoromethane	101	2.602	2.626	(0.477)	640014	250.000	378.29
	15 Acrolein	56	2.945	2.946	(0.540)	814680	2500.00	2609.4
	16 Acetone	43	3.064	3.076	(0.562)	316706	500.000	458.29
	17 1,1-Dichloroethene	61	3.052	3.052	(0.560)	759117	250.000	331.92
	18 Freon-113	101	3.040	3.052	(0.557)	394876	250.000	373.07
	19 Iodomethane	142	3.206	3.218	(0.588)	812264	250.000	365.95
	20 Carbon Disulfide	76	3.265	3.277	(0.599)	1343468	250.000	291.05
	21 Methylene Chloride	84	3.478	3.467	(0.638)	532600	250.000	255.19
	22 Acetonitrile	41	3.312	3.313	(0.607)	496190	2500.00	1854.0
	23 Acrylonitrile	53	3.644	3.656	(0.668)	350444	500.000	532.19

Data File: \\cansvr11\dd\chem\MSV\a3ux12.i\T81201-IC.b\UX123496.D
Report Date: 01-Dec-2008 22:08

	Compounds	QUANT SIG MASS	RT	EXP RT	REL RT	RESPONSE	AMOUNTS CAL-AMT (ng)	ON-COL (ng)
24	Methyl tert-butyl ether	73	3.655	3.656	(0.670)	1295009	250.000	281.26
25	trans-1,2-Dichloroethene	61	3.667	3.668	(0.672)	552585	250.000	286.21
26	Hexane	57	3.868	3.881	(0.709)	249799	250.000	254.82
27	Vinyl acetate	43	4.034	4.035	(0.740)	709882	250.000	255.49(A)
152	Vinyl acetate - 86	86	4.046	4.046	(0.742)	90544	250.000	291.61(A)
28	1,1-Dichloroethane	63	4.010	4.022	(0.735)	602212	250.000	256.14
29	tert-Butyl Alcohol	59	3.513	3.514	(0.644)	932535	5000.00	5299.5(A)
30	2-Butanone	43	4.496	4.496	(0.824)	374931	500.000	448.57
M 31	1,2-Dichloroethene (total)	61				1033402	500.000	532.49
32	cis-1,2-dichloroethene	61	4.496	4.496	(0.824)	480817	250.000	246.28
33	2,2-Dichloropropane	77	4.496	4.496	(0.824)	255225	250.000	243.61
34	Bromochloromethane	128	4.697	4.697	(0.861)	208120	250.000	288.64
35	Chloroform	83	4.756	4.756	(0.872)	608827	250.000	261.43
36	Tetrahydrofuran	42	4.744	4.733	(0.870)	124434	250.000	231.06
37	1,1,1-Trichloroethane	97	4.922	4.922	(0.902)	463421	250.000	304.51
38	1,1-Dichloropropene	75	5.052	5.052	(0.926)	459898	250.000	266.79
39	Carbon Tetrachloride	117	5.064	5.064	(0.928)	400101	250.000	312.43
40	1,2-Dichloroethane	62	5.241	5.242	(0.961)	486423	250.000	261.31
41	Benzene	78	5.229	5.230	(0.959)	1488604	250.000	245.00
42	Trichloroethene	130	5.762	5.774	(1.056)	419833	250.000	274.30
43	1,2-Dichloropropane	63	5.963	5.963	(1.093)	350336	250.000	243.86
44	1,4-Dioxane	88	6.069	6.070	(1.113)	302403	12500.0	17373
45	Dibromomethane	93	6.069	6.070	(1.113)	232610	250.000	280.86
46	Bromodichloromethane	83	6.188	6.200	(1.134)	438057	250.000	270.90
47	2-Chloroethyl vinyl ether	63	6.424	6.425	(1.178)	521105	500.000	537.39
48	cis-1,3-Dichloropropene	75	6.566	6.567	(1.204)	565704	250.000	252.34
49	4-Methyl-2-pentanone	43	6.696	6.697	(1.228)	768385	500.000	504.84
50	Toluene	91	6.874	6.874	(0.846)	1612868	250.000	229.11
51	trans-1,3-Dichloropropene	75	7.051	7.064	(0.868)	536476	250.000	237.74
52	Ethyl Methacrylate	69	7.111	7.111	(0.875)	527334	250.000	229.64
53	1,1,2-Trichloroethane	97	7.229	7.229	(0.889)	369193	250.000	254.34
54	1,3-Dichloropropane	76	7.383	7.383	(0.908)	655076	250.000	237.82
55	Tetrachloroethene	164	7.371	7.360	(0.907)	288397	250.000	241.22
56	2-Hexanone	43	7.442	7.431	(0.916)	591760	500.000	503.82
57	Dibromochloromethane	129	7.596	7.608	(0.934)	354985	250.000	285.16
58	1,2-Dibromoethane	107	7.714	7.715	(0.949)	403792	250.000	266.79
59	Chlorobenzene	112	8.164	8.164	(1.004)	1186045	250.000	251.66
60	1,1,1,2-Tetrachloroethane	131	8.235	8.223	(1.013)	374078	250.000	258.76
61	Ethylbenzene	91	8.247	8.247	(1.015)	1779568	250.000	240.49
62	m + p-Xylene	91	8.353	8.353	(1.028)	2769059	500.000	482.29
M 63	Xylenes (total)	91				4250454	750.000	727.62
64	Xylene-o	91	8.732	8.731	(1.074)	1481395	250.000	245.33
65	Styrene	104	8.744	8.744	(1.076)	1367757	250.000	258.38
66	Bromoform	173	8.945	8.945	(1.100)	248220	250.000	291.89
67	Isopropylbenzene	105	9.087	9.087	(1.118)	1296836	250.000	243.16
68	1,1,2,2-Tetrachloroethane	83	9.371	9.371	(0.903)	590823	250.000	251.31
69	1,4-Dichloro-2-butene	53	9.430	9.430	(0.909)	156195	250.000	330.84
70	1,2,3-Trichloropropane	110	9.430	9.430	(0.909)	203224	250.000	278.86
71	Bromobenzene	156	9.406	9.407	(0.906)	549420	250.000	249.61
72	n-Propylbenzene	91	9.477	9.490	(0.913)	1723808	250.000	224.01
73	2-Chlorotoluene	126	9.584	9.584	(0.924)	443546	250.000	234.56
74	1,3,5-Trimethylbenzene	105	9.643	9.643	(0.929)	1254137	250.000	231.15
75	4-Chlorotoluene	126	9.690	9.691	(0.934)	463777	250.000	235.54
76	tert-Butylbenzene	119	9.974	9.975	(0.961)	1099721	250.000	236.77

Data File: \\cansvr11\dd\chem\MSV\a3ux12.i\T81201-IC.b\UX123496.D
Report Date: 01-Dec-2008 22:08

	Compounds	QUANT SIG MASS	RT	EXP RT	REL RT	RESPONSE	AMOUNTS CAL-AMT (ng)	ON-COL (ng)
77	1,2,4-Trimethylbenzene	105	10.022	10.022	(0.966)	1366429	250.000	235.65
78	sec-Butylbenzene	105	10.187	10.188	(0.982)	1429018	250.000	239.89
79	4-Isopropyltoluene	119	10.329	10.330	(0.995)	1298318	250.000	246.36
80	1,3-Dichlorobenzene	146	10.317	10.318	(0.994)	906230	250.000	234.01
81	1,4-Dichlorobenzene	146	10.400	10.401	(1.002)	970249	250.000	230.41
82	n-Butylbenzene	91	10.732	10.732	(1.034)	1074373	250.000	238.99
83	1,2-Dichlorobenzene	146	10.779	10.779	(1.039)	922801	250.000	246.13
84	1,2-Dibromo-3-chloropropane	157	11.560	11.560	(1.114)	124595	250.000	262.04
85	1,2,4-Trichlorobenzene	180	12.388	12.389	(1.194)	525491	250.000	229.49
86	Hexachlorobutadiene	225	12.542	12.554	(1.209)	216405	250.000	173.21
87	Naphthalene	128	12.648	12.649	(1.219)	1699077	250.000	245.39
88	1,2,3-Trichlorobenzene	180	12.909	12.921	(1.244)	486668	250.000	227.33
98	Cyclohexane	56	4.969	4.981	(0.911)	441210	250.000	279.50
143	Methyl Acetate	43	3.336	3.348	(0.612)	708555	500.000	390.18
144	Methylcyclohexane	83	5.927	5.940	(1.087)	330519	250.000	257.15
141	1,3,5-Trichlorobenzene	180	11.761	11.761	(1.133)	507769	250.000	226.86

QC Flag Legend

A - Target compound detected but, quantitated amount exceeded maximum amount.

Data File: \\cansvr11\dd\chem\MSV\a3ux12.i\T81201-IC.b\UX123496.D
Report Date: 01-Dec-2008 22:08

TestAmerica North Canton

INTERNAL STANDARD COMPOUNDS
AREA AND RT SUMMARY

Instrument ID: a3ux12.i
Lab File ID: UX123496.D
Lab Smp Id: 250NG-IC
Analysis Type: VOA
Quant Type: ISTD
Operator: 1903
Method File: \\cansvr11\dd\chem\MSV\a3ux12.i\T81201-IC.b\8260MIUX12.m
Misc Info: T81201-IC,8260MIUX12,2-8260.SUB,1903,1,6

Calibration Date: 01-DEC-2008
Calibration Time: 18:14

Level: LOW
Sample Type: WATER

COMPOUND	STANDARD	AREA LIMIT LOWER	AREA LIMIT UPPER	SAMPLE	%DIFF
1 Fluorobenzene	619117	309559	1238234	621910	0.45
2 Chlorobenzene-d5	517736	258868	1035472	526720	1.74
3 1,4-Dichlorobenze	294569	147285	589138	301883	2.48

COMPOUND	STANDARD	RT LIMIT LOWER	RT LIMIT UPPER	SAMPLE	%DIFF
1 Fluorobenzene	5.45	4.95	5.95	5.45	0.00
2 Chlorobenzene-d5	8.13	7.63	8.63	8.13	0.00
3 1,4-Dichlorobenze	10.38	9.88	10.88	10.38	0.00

AREA UPPER LIMIT = +100% of internal standard area.
AREA LOWER LIMIT = - 50% of internal standard area.
RT UPPER LIMIT = + 0.50 minutes of internal standard RT.
RT LOWER LIMIT = - 0.50 minutes of internal standard RT.


Y (x10^6)
Min
-Chloromethane
-Vinyl Chloride
-Bromomethane
-Chloroethane
-Trichlorofluoromethane
-Acrolein
-Acetone+
-Iodomethane
-Carbon disulfide
-Acetonitrile+
-Methylene Chloride+
-Acrylonitrile+
-Hexane
-Vinyl acetate+
-2-Butanone+
-Bromochloromethane
-Chloroform+
-Dibromofluoromethane+
Cyclohexane
-1,1-Dichloropropene+
-1,2-Dichloroethane-d4
1,2-Dichloroethane+
-Fluorobenzene
-Trichloroethene
-1,2-Dichloropropane+
-1,4-Dioxane+
-Bromodichloromethane
-2-Chloroethyl vinyl ether
-cis-1,3-Dichloropropene
-4-Methyl-2-pentanone
-Toluene-d8
-trans-1,3-Dichloropropene
Ethyl Methacrylate
Toluene
-1,1,2-Trichloroethane
-1,3-Dichloropropane+
-2-Hexanone
-Dibromochloromethane
-1,2-Dibromoethane
Chlorobenzene-d5+
1,1,1,2-Tetrachloroethane+
m + p-Xylene
-Bromoform
Xylene-o+
-Isopropylbenzene
-1,2-Dichloroethene (total
-Bromofluorobenzene
1,3,5-Trimethylbenzene
1,2,4-Trimethylbenzene
4-Isopropyltoluene+
1,4-Dichlorobenzene-d4+
-n-Butylbenzene
1,2-Dichlorobenzene
-1,2-Dibromo-3-chloropropa
-1,3,5-Trichlorobenzene
-1,2,4-Trichlorobenzene
-Hexachlorobutadiene
-Naphthalene
-1,2,3-Trichlorobenzene
\\cansvr11\dd\chem\HSV\a3ux12.i\T81201-IC.b\UX123496.D
Data File: \\cansvr11\dd\chem\HSV\a3ux12.i\T81201-IC.b\UX123496.D
Date : 01-DEC-2008 17:50
Client ID:
Sample Info: 250NG-IC
Purge Volume: 5.0
Column phase: DB624
Instrument: a3ux12.i
Operator: 1903
Column diameter: 0.18

Data File: \\cansvr11\dd\chem\MSV\a3ux12.i\T81201-IC.b\UX123497.D
Report Date: 01-Dec-2008 18:30

TestAmerica North Canton

VOLATILE REPORT SW-846 Method 8260A/8260B

Data file : \\cansvr11\dd\chem\MSV\a3ux12.i\T81201-IC.b\UX123497.D
Lab Smp Id: 100NG-IC
Inj Date : 01-DEC-2008 18:14
Operator : 1903 Inst ID: a3ux12.i
Smp Info : 100NG-IC
Misc Info : T81201-IC,8260MIUX12,2-8260.SUB,1903,1,5
Comment :
Method : \\cansvr11\dd\chem\MSV\a3ux12.i\T81201-IC.b\8260MIUX12.m
Meth Date : 01-Dec-2008 18:30 laveyt Quant Type: ISTD
Cal Date : 13-JUN-2008 19:52 Cal File: UX120231.D
Als bottle: 4 Calibration Sample, Level: 5
Dil Factor: 1.00000
Integrator: HP RTE Compound Sublist: 2-8260.SUB
Target Version: 4.14
Processing Host: CANSVR11

Concentration Formula: Amt * DF * 1/Vo * CpndVariable

Name	Value	Description
DF	1.000	Dilution Factor
Vo	5.000	Sample volume
Va	100.000	Injection Volume
Cpnd Variable		Local Compound Variable

	Compounds	QUANT SIG MASS	RT	EXP RT	REL RT	RESPONSE	AMOUNTS CAL-AMT (ng)	AMOUNTS ON-COL (ng)
*	1 Fluorobenzene	96	5.454	5.454	(1.000)	619117	100.000	
*	2 Chlorobenzene-d5	117	8.128	8.128	(1.000)	517736	100.000	
*	3 1,4-Dichlorobenzene-d4	152	10.377	10.377	(1.000)	294569	100.000	
$	4 Dibromofluoromethane	113	4.886	4.886	(0.896)	118501	100.000	100.26
$	5 1,2-Dichloroethane-d4	65	5.182	5.182	(0.950)	143629	100.000	98.718
$	6 Toluene-d8	98	6.815	6.815	(0.838)	468984	100.000	90.926
$	7 Bromofluorobenzene	95	9.241	9.241	(1.137)	200855	100.000	93.986
	8 Dichlorodifluoromethane	85	1.703	1.703	(0.312)	121909	100.000	118.56
	9 Chloromethane	50	1.857	1.857	(0.341)	183399	100.000	86.182
	10 Vinyl Chloride	62	1.963	1.963	(0.360)	194537	100.000	111.62
	11 Bromomethane	94	2.283	2.283	(0.419)	144188	100.000	118.26
	12 Chloroethane	64	2.389	2.389	(0.438)	159889	100.000	125.34
	13 Trichlorofluoromethane	101	2.614	2.614	(0.479)	246160	100.000	133.32
	15 Acrolein	56	2.945	2.945	(0.540)	303187	1000.00	958.30
	16 Acetone	43	3.064	3.064	(0.562)	127121	200.000	177.46
	17 1,1-Dichloroethene	61	3.052	3.052	(0.560)	291090	100.000	123.01
	18 Freon-113	101	3.040	3.040	(0.557)	138244	100.000	126.16
	19 Iodomethane	142	3.206	3.206	(0.588)	300798	100.000	125.56
	20 Carbon Disulfide	76	3.265	3.265	(0.599)	494960	100.000	106.02
	21 Methylene Chloride	84	3.478	3.478	(0.638)	206103	100.000	95.504
	22 Acetonitrile	41	3.312	3.312	(0.607)	199003	1000.00	755.70
	23 Acrylonitrile	53	3.644	3.644	(0.668)	132778	200.000	200.80

Data File: \\cansvr11\dd\chem\MSV\a3ux12.i\T81201-IC.b\UX123497.D
Report Date: 01-Dec-2008 18:30

		QUANT SIG				AMOUNTS	
	Compounds	MASS	RT	EXP RT	REL RT	RESPONSE	CAL AMT (ng)	ON-COL (ng)
	24 Methyl tert-butyl ether	73	3.655	3.655	(0.670)	462709	100.000	99.451
	25 trans-1,2-Dichloroethene	61	3.667	3.667	(0.672)	209149	100.000	106.82
	26 Hexane	57	3.880	3.880	(0.711)	92249	100.000	99.796
	27 Vinyl acetate	43	4.034	4.034	(0.740)	264029	100.000	96.400
	152 Vinyl acetate - 86	86	4.046	4.046	(0.742)	33136	100.000	106.79(A)
	28 1,1-Dichloroethane	63	4.022	4.022	(0.738)	233223	100.000	99.975
	29 tert-Butyl Alcohol	59	3.513	3.513	(0.644)	389424	2000.00	2154.6(A)
	30 2-Butanone	43	4.496	4.496	(0.824)	155840	200.000	186.26
M	31 1,2-Dichloroethene (total)	61				395281	200.000	203.41
	32 cis-1,2-dichloroethene	61	4.496	4.496	(0.824)	186132	100.000	96.587
	33 2,2-Dichloropropane	77	4.496	4.496	(0.824)	98511	100.000	96.856
	34 Bromochloromethane	128	4.697	4.697	(0.861)	83383	100.000	112.01
	35 Chloroform	83	4.756	4.756	(0.872)	237217	100.000	101.10
	36 Tetrahydrofuran	42	4.732	4.732	(0.868)	45257	100.000	84.989
	37 1,1,1-Trichloroethane	97	4.922	4.922	(0.902)	175217	100.000	113.20
	38 1,1-Dichloropropene	75	5.052	5.052	(0.926)	177380	100.000	104.11
	39 Carbon Tetrachloride	117	5.064	5.064	(0.928)	147573	100.000	114.13
	40 1,2-Dichloroethane	62	5.241	5.241	(0.961)	188289	100.000	100.33
	41 Benzene	78	5.229	5.229	(0.959)	577902	100.000	95.774
	42 Trichloroethene	130	5.762	5.762	(1.056)	164890	100.000	105.77
	43 1,2-Dichloropropane	63	5.963	5.963	(1.093)	132706	100.000	93.672
	44 1,4-Dioxane	88	6.069	6.069	(1.113)	116890	5000.00	6439.8
	45 Dibromomethane	93	6.069	6.069	(1.113)	92579	100.000	108.76
	46 Bromodichloromethane	83	6.188	6.188	(1.135)	160844	100.000	100.13
	47 2-Chloroethyl vinyl ether	63	6.424	6.424	(1.178)	198503	200.000	204.79
	48 cis-1,3-Dichloropropene	75	6.566	6.566	(1.204)	213522	100.000	97.170
	49 4-Methyl-2-pentanone	43	6.696	6.696	(1.228)	290231	200.000	192.74
	50 Toluene	91	6.874	6.874	(0.846)	628613	100.000	92.243
	51 trans-1,3-Dichloropropene	75	7.051	7.051	(0.868)	194935	100.000	90.713
	52 Ethyl Methacrylate	69	7.111	7.111	(0.875)	200983	100.000	91.502
	53 1,1,2-Trichloroethane	97	7.229	7.229	(0.889)	141589	100.000	98.938
	54 1,3-Dichloropropane	76	7.383	7.383	(0.908)	260589	100.000	96.903
	55 Tetrachloroethene	164	7.371	7.371	(0.907)	117760	100.000	100.89
	56 2-Hexanone	43	7.442	7.442	(0.916)	227470	200.000	198.58
	57 Dibromochloromethane	129	7.596	7.596	(0.934)	124140	100.000	101.35
	58 1,2-Dibromoethane	107	7.714	7.714	(0.949)	155370	100.000	103.05
	59 Chlorobenzene	112	8.164	8.164	(1.004)	457524	100.000	98.240
	60 1,1,1,2-Tetrachloroethane	131	8.235	8.235	(1.013)	137915	100.000	97.388
	61 Ethylbenzene	91	8.247	8.247	(1.015)	671763	100.000	94.006
	62 m + p-Xylene	91	8.353	8.353	(1.028)	1052109	200.000	188.83
M	63 Xylenes (total)	91				1613819	300.000	284.35
	64 Xylene-o	91	8.732	8.732	(1.074)	561710	100.000	95.513
	65 Styrene	104	8.744	8.744	(1.076)	510218	100.000	98.445
	66 Bromoform	173	8.945	8.945	(1.100)	85215	100.000	100.96
	67 Isopropylbenzene	105	9.087	9.087	(1.118)	499831	100.000	96.915
	68 1,1,2,2-Tetrachloroethane	83	9.371	9.371	(0.903)	226260	100.000	98.979
	69 1,4-Dichloro-2-butene	53	9.430	9.430	(0.909)	55636	100.000	116.95
	70 1,2,3-Trichloropropane	110	9.430	9.430	(0.909)	78700	100.000	108.77
	71 Bromobenzene	156	9.406	9.406	(0.906)	209530	100.000	97.558
	72 n-Propylbenzene	91	9.477	9.477	(0.913)	649560	100.000	89.395
	73 2-Chlorotoluene	126	9.584	9.584	(0.924)	167757	100.000	92.107
	74 1,3,5-Trimethylbenzene	105	9.643	9.643	(0.929)	481873	100.000	93.162
	75 4-Chlorotoluene	126	9.690	9.690	(0.934)	180477	100.000	94.635
	76 tert-Butylbenzene	119	9.974	9.974	(0.961)	432212	100.000	96.949

Data File: \\cansvr11\dd\chem\MSV\a3ux12.i\T81201-IC.b\UX123497.D
Report Date: 01-Dec-2008 18:30

	Compounds	QUANT SIG MASS	RT	EXP RT	REL RT	RESPONSE	AMOUNTS CAL-AMT (ng)	ON-COL (ng)
77	1,2,4-Trimethylbenzene	105	10.022	10.022	(0.966)	514197	100.000	92.943
78	sec-Butylbenzene	105	10.187	10.187	(0.982)	545855	100.000	96.211
79	4-Isopropyltoluene	119	10.329	10.329	(0.995)	491057	100.000	96.795
80	1,3-Dichlorobenzene	146	10.317	10.317	(0.994)	352077	100.000	93.505
81	1,4-Dichlorobenzene	146	10.400	10.400	(1.002)	367095	100.000	89.670
82	n-Butylbenzene	91	10.732	10.732	(1.034)	402004	100.000	93.654
83	1,2-Dichlorobenzene	146	10.779	10.779	(1.039)	355638	100.000	97.373
84	1,2-Dibromo-3-chloropropane	157	11.560	11.560	(1.114)	43861	100.000	96.306
85	1,2,4-Trichlorobenzene	180	12.388	12.388	(1.194)	203489	100.000	91.895
86	Hexachlorobutadiene	225	12.542	12.542	(1.209)	96224	100.000	80.076
87	Naphthalene	128	12.648	12.648	(1.219)	655521	100.000	96.951
88	1,2,3-Trichlorobenzene	180	12.909	12.909	(1.244)	200560	100.000	95.931
98	Cyclohexane	56	4.969	4.969	(0.911)	169002	100.000	112.58
143	Methyl Acetate	43	3.336	3.336	(0.612)	277893	200.000	152.88
144	Methylcyclohexane	83	5.927	5.927	(1.087)	131874	100.000	106.45
141	1,3,5-Trichlorobenzene	180	11.761	11.761	(1.133)	201380	100.000	92.708

QC Flag Legend

A - Target compound detected but, quantitated amount exceeded maximum amount.

Data File: \\cansvr11\dd\chem\MSV\a3ux12.i\T81201-IC.b\UX123497.D
Report Date: 01-Dec-2008 18:30

TestAmerica North Canton

INTERNAL STANDARD COMPOUNDS
AREA AND RT SUMMARY

Instrument ID: a3ux12.i
Lab File ID: UX123497.D
Lab Smp Id: 100NG-IC
Analysis Type: VOA
Quant Type: ISTD
Operator: 1903
Method File: \\cansvr11\dd\chem\MSV\a3ux12.i\T81201-IC.b\8260MIUX12.m
Misc Info: T81201-IC,8260MIUX12,2-8260.SUB,1903,1,5

Calibration Date: 01-DEC-2008
Calibration Time: 18:14

Level: LOW
Sample Type: WATER

COMPOUND	STANDARD	AREA LIMIT LOWER	AREA LIMIT UPPER	SAMPLE	%DIFF
1 Fluorobenzene	619117	309559	1238234	619117	0.00
2 Chlorobenzene-d5	517736	258868	1035472	517736	0.00
3 1,4-Dichlorobenze	294569	147285	589138	294569	0.00

COMPOUND	STANDARD	RT LIMIT LOWER	RT LIMIT UPPER	SAMPLE	%DIFF
1 Fluorobenzene	5.45	4.95	5.95	5.45	0.00
2 Chlorobenzene-d5	8.13	7.63	8.63	8.13	0.00
3 1,4-Dichlorobenze	10.38	9.88	10.88	10.38	0.00

AREA UPPER LIMIT = +100% of internal standard area.
AREA LOWER LIMIT = - 50% of internal standard area.
RT UPPER LIMIT = + 0.50 minutes of internal standard RT.
RT LOWER LIMIT = - 0.50 minutes of internal standard RT.

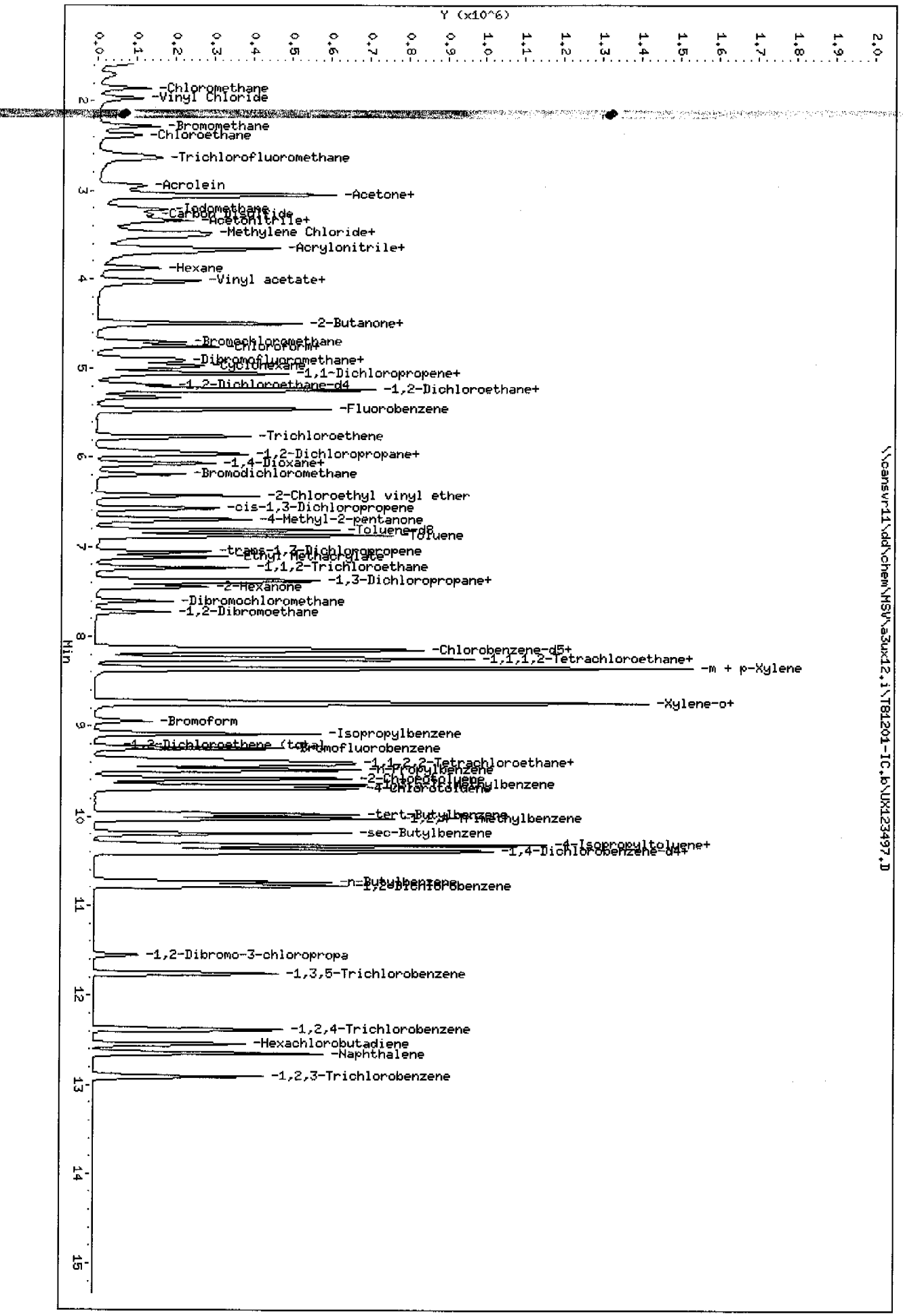

Data File: \\cansvr11\dd\chem\MSV\a3ux12.i\TB1201-IC.b\UX123497.D
Date : 01-DEC-2008 18:14
Client ID:
Sample Info: 100NG-IC
Purge Volume: 5.0
Column phase: DB624

\\cansvr11\dd\chem\MSV\a3ux12.i\TB1201-IC.b\UX123497.D

Instrument: a3ux12.i
Operator: 1903
Column diameter: 0.18

Data File: \\cansvr11\dd\chem\MSV\a3ux12.i\T81201-IC.b\UX123498.D
Report Date: 01-Dec-2008 18:54

TestAmerica North Canton

VOLATILE REPORT SW-846 Method 8260A/8260B

Data file : \\cansvr11\dd\chem\MSV\a3ux12.i\T81201-IC.b\UX123498.D
Lab Smp Id: 25NG-IC
Inj Date : 01-DEC-2008 18:38
Operator : 1903 Inst ID: a3ux12.i
Smp Info : 25NG-IC
Misc Info : T81201-IC,8260MIUX12,2-8260.SUB,1903,1,3
Comment :
Method : \\cansvr11\dd\chem\MSV\a3ux12.i\T81201-IC.b\8260MIUX12.m
Meth Date : 01-Dec-2008 18:54 laveyt Quant Type: ISTD
Cal Date : 13-JUN-2008 20:16 Cal File: UX120232.D
Als bottle: 5 Calibration Sample, Level: 3
Dil Factor: 1.00000
Integrator: HP RTE Compound Sublist: 2-8260.SUB
Target Version: 4.14
Processing Host: CANSVR11

Concentration Formula: Amt * DF * 1/Vo * CpndVariable

Name	Value	Description
DF	1.000	Dilution Factor
Vo	5.000	Sample volume
Va	100.000	Injection Volume
Cpnd Variable		Local Compound Variable

	Compounds	QUANT SIG MASS	RT	EXP RT	REL RT	RESPONSE	AMOUNTS CAL-AMT (ng)	ON-COL (ng)
*	1 Fluorobenzene	96	5.454	5.454	(1.000)	629111	100.000	
*	2 Chlorobenzene-d5	117	8.128	8.128	(1.000)	534143	100.000	
*	3 1,4-Dichlorobenzene-d4	152	10.376	10.376	(1.000)	278661	100.000	
$	4 Dibromofluoromethane	113	4.898	4.898	(0.898)	30018	25.0000	24.538
$	5 1,2-Dichloroethane-d4	65	5.182	5.182	(0.950)	38795	25.0000	25.565
$	6 Toluene-d8	98	6.815	6.815	(0.838)	121066	25.0000	23.506
$	7 Bromofluorobenzene	95	9.240	9.240	(1.137)	49895	25.0000	22.818
	8 Dichlorodifluoromethane	85	1.703	1.703	(0.312)	29613	25.0000	26.765
	9 Chloromethane	50	1.857	1.857	(0.340)	42858	25.0000	20.776
	10 Vinyl Chloride	62	1.963	1.963	(0.360)	44536	25.0000	25.400
	11 Bromomethane	94	2.283	2.283	(0.419)	30299	25.0000	23.807
	12 Chloroethane	64	2.389	2.389	(0.438)	33530	25.0000	25.565
	13 Trichlorofluoromethane	101	2.614	2.614	(0.479)	60049	25.0000	28.279
	15 Acrolein	56	2.945	2.945	(0.540)	69591	250.000	213.90
	16 Acetone	43	3.076	3.076	(0.564)	39397	50.0000	51.247
	17 1,1-Dichloroethene	61	3.052	3.052	(0.560)	72271	25.0000	28.475
	18 Freon-113	101	3.052	3.052	(0.560)	39649	25.0000	30.437
	19 Iodomethane	142	3.206	3.206	(0.588)	69376	25.0000	26.679
	20 Carbon Disulfide	76	3.265	3.265	(0.599)	115773	25.0000	23.971
	21 Methylene Chloride	84	3.478	3.478	(0.638)	48083	25.0000	21.531
	22 Acetonitrile	41	3.324	3.324	(0.610)	49033	250.000	192.04
	23 Acrylonitrile	53	3.643	3.643	(0.668)	32138	50.0000	47.362

Data File: \\cansvr11\dd\chem\MSV\a3ux12.i\T81201-IC.b\UX123498.D
Report Date: 01-Dec-2008 18:54

	Compounds	QUANT STG MASS	RT	EXP RT	REL RT	RESPONSE	AMOUNTS CAL-AMT (ng)	ON-COL (ng)
	24 Methyl tert-butyl ether	73	3.655	3.655	(0.670)	111802	25.0000	23.342
	25 trans-1,2-Dichloroethene	61	3.667	3.667	(0.672)	50270	25.0000	24.952
	26 Hexane	57	3.880	3.880	(0.711)	33254	25.0000	31.751
	27 Vinyl acetate	43	4.046	4.046	(0.742)	58684	25.0000	21.250
	152 Vinyl acetate - 86	86	4.034	4.034	(0.740)	7746	25.0000	23.947(A)
	28 1,1-Dichloroethane	63	4.022	4.022	(0.738)	57409	25.0000	24.352
	29 tert-Butyl Alcohol	59	3.513	3.513	(0.644)	78605	500.000	429.01(A)
	30 2-Butanone	43	4.507	4.507	(0.826)	36040	50.0000	42.337
M	31 1,2-Dichloroethene (total)	61				94444	50.0000	47.836
	32 cis-1,2-dichloroethene	61	4.495	4.495	(0.824)	44174	25.0000	22.884
	33 2,2-Dichloropropane	77	4.495	4.495	(0.824)	22989	25.0000	22.898
	34 Bromochloromethane	128	4.708	4.708	(0.863)	17634	25.0000	23.132
	35 Chloroform	83	4.756	4.756	(0.872)	56661	25.0000	23.628
	36 Tetrahydrofuran	42	4.732	4.732	(0.868)	10514	25.0000	19.825
	37 1,1,1-Trichloroethane	97	4.921	4.921	(0.902)	39773	25.0000	24.870
	38 1,1-Dichloropropene	75	5.052	5.052	(0.926)	43581	25.0000	24.944
	39 Carbon Tetrachloride	117	5.063	5.063	(0.928)	36156	25.0000	26.384
	40 1,2-Dichloroethane	62	5.241	5.241	(0.961)	45144	25.0000	23.631
	41 Benzene	78	5.229	5.229	(0.959)	140587	25.0000	23.047
	42 Trichloroethene	130	5.762	5.762	(1.056)	39128	25.0000	24.296
	43 1,2-Dichloropropane	63	5.963	5.963	(1.093)	33483	25.0000	23.413
	44 1,4-Dioxane	88	6.069	6.069	(1.113)	26612	1250.00	1377.0
	45 Dibromomethane	93	6.069	6.069	(1.113)	21930	25.0000	24.833
	46 Bromodichloromethane	83	6.188	6.188	(1.135)	36077	25.0000	22.416
	47 2-Chloroethyl vinyl ether	63	6.424	6.424	(1.178)	42795	50.0000	43.658
	48 cis-1,3-Dichloropropene	75	6.566	6.566	(1.204)	44606	25.0000	20.734
	49 4-Methyl-2-pentanone	43	6.696	6.696	(1.228)	68693	50.0000	45.090
	50 Toluene	91	6.874	6.874	(0.846)	155638	25.0000	22.659
	51 trans-1,3-Dichloropropene	75	7.063	7.063	(0.869)	39918	25.0000	18.961
	52 Ethyl Methacrylate	69	7.111	7.111	(0.875)	41197	25.0000	19.026
	53 1,1,2-Trichloroethane	97	7.229	7.229	(0.889)	33093	25.0000	22.698
	54 1,3-Dichloropropane	76	7.383	7.383	(0.908)	58023	25.0000	21.501
	55 Tetrachloroethene	164	7.371	7.371	(0.907)	29256	25.0000	24.125
	56 2-Hexanone	43	7.442	7.442	(0.916)	46565	50.0000	40.191
	57 Dibromochloromethane	129	7.596	7.596	(0.934)	25554	25.0000	20.606
	58 1,2-Dibromoethane	107	7.714	7.714	(0.949)	35814	25.0000	23.005
	59 Chlorobenzene	112	8.164	8.164	(1.004)	108414	25.0000	22.674
	60 1,1,1,2-Tetrachloroethane	131	8.235	8.235	(1.013)	29295	25.0000	20.622
	61 Ethylbenzene	91	8.246	8.246	(1.015)	161232	25.0000	22.280
	62 m + p-Xylene	91	8.353	8.353	(1.028)	237889	50.0000	42.388
M	63 Xylenes (total)	91				367615	75.0000	64.184
	64 Xylene-o	91	8.732	8.732	(1.074)	129726	25.0000	21.795
	65 Styrene	104	8.743	8.743	(1.076)	108522	25.0000	20.732
	66 Bromoform	173	8.945	8.945	(1.100)	14977	25.0000	17.616
	67 Isopropylbenzene	105	9.087	9.087	(1.118)	115926	25.0000	22.137
	68 1,1,2,2-Tetrachloroethane	83	9.371	9.371	(0.903)	52895	25.0000	24.362
	69 1,4-Dichloro-2-butene	53	9.430	9.430	(0.909)	12466	25.0000	25.556
	70 1,2,3-Trichloropropane	110	9.430	9.430	(0.909)	19292	25.0000	27.222
	71 Bromobenzene	156	9.406	9.406	(0.906)	50309	25.0000	24.536
	72 n-Propylbenzene	91	9.477	9.477	(0.913)	147072	25.0000	21.990
	73 2-Chlorotoluene	126	9.584	9.584	(0.924)	38723	25.0000	22.768
	74 1,3,5-Trimethylbenzene	105	9.643	9.643	(0.929)	105621	25.0000	22.129
	75 4-Chlorotoluene	126	9.678	9.678	(0.933)	40767	25.0000	22.723
	76 tert-Butylbenzene	119	9.974	9.974	(0.961)	92658	25.0000	22.291

Data File: \\cansvr11\dd\chem\MSV\a3ux12.i\T81201-IC.b\UX123498.D
Report Date: 01-Dec-2008 18:54

	Compounds	QUANT SIG MASS	RT	EXP RT	REL RT	RESPONSE	AMOUNTS CAL-AMT (ng)	AMOUNTS ON-COL (ng)
77	1,2,4-Trimethylbenzene	105	10.021	10.021	(0.966)	113513	25.0000	22.202
78	sec-Butylbenzene	105	10.187	10.187	(0.982)	125248	25.0000	23.445
79	4-Isopropyltoluene	119	10.329	10.329	(0.995)	107315	25.0000	22.449
80	1,3-Dichlorobenzene	146	10.317	10.317	(0.994)	80324	25.0000	22.590
81	1,4-Dichlorobenzene	146	10.400	10.400	(1.002)	85285	25.0000	22.118
82	n-Butylbenzene	91	10.731	10.731	(1.034)	91161	25.0000	22.449
83	1,2-Dichlorobenzene	146	10.779	10.779	(1.039)	84876	25.0000	24.346
84	1,2-Dibromo-3-chloropropane	157	11.560	11.560	(1.114)	8903	25.0000	20.912
85	1,2,4-Trichlorobenzene	180	12.388	12.388	(1.194)	48924	25.0000	23.523
86	Hexachlorobutadiene	225	12.542	12.542	(1.209)	26923	25.0000	23.671
87	Naphthalene	128	12.648	12.648	(1.219)	141927	25.0000	22.247
88	1,2,3-Trichlorobenzene	180	12.909	12.909	(1.244)	45699	25.0000	23.160
98	Cyclohexane	56	4.969	4.969	(0.911)	47576	25.0000	29.568
143	Methyl Acetate	43	3.336	3.336	(0.612)	73623	50.0000	39.533
144	Methylcyclohexane	83	5.927	5.927	(1.087)	40401	25.0000	29.946
141	1,3,5-Trichlorobenzene	180	11.761	11.761	(1.133)	45102	25.0000	21.984

QC Flag Legend

A - Target compound detected but, quantitated amount exceeded maximum amount.

Data File: \\cansvr11\dd\chem\MSV\a3ux12.i\T81201-IC.b\UX123498.D
Report Date: 01-Dec-2008 18:54

TestAmerica North Canton

INTERNAL STANDARD COMPOUNDS
AREA AND RT SUMMARY

Instrument ID: a3ux12.i
Lab File ID: UX123498.D
Lab Smp Id: 25NG-IC
Analysis Type: VOA
Quant Type: ISTD
Operator: 1903
Method File: \\cansvr11\dd\chem\MSV\a3ux12.i\T81201-IC.b\8260MIUX12.m
Misc Info: T81201-IC,8260MIUX12,2-8260.SUB,1903,1,3

Calibration Date: 01-DEC-2008
Calibration Time: 18:14

Level: LOW
Sample Type: WATER

COMPOUND	STANDARD	AREA LIMIT LOWER	AREA LIMIT UPPER	SAMPLE	%DIFF
1 Fluorobenzene	619117	309559	1238234	629111	1.61
2 Chlorobenzene-d5	517736	258868	1035472	534143	3.17
3 1,4-Dichlorobenze	294569	147285	589138	278661	-5.40

COMPOUND	STANDARD	RT LIMIT LOWER	RT LIMIT UPPER	SAMPLE	%DIFF
1 Fluorobenzene	5.45	4.95	5.95	5.45	-0.00
2 Chlorobenzene-d5	8.13	7.63	8.63	8.13	-0.00
3 1,4-Dichlorobenze	10.38	9.88	10.88	10.38	-0.00

AREA UPPER LIMIT = +100% of internal standard area.
AREA LOWER LIMIT = - 50% of internal standard area.
RT UPPER LIMIT = + 0.50 minutes of internal standard RT.
RT LOWER LIMIT = - 0.50 minutes of internal standard RT.

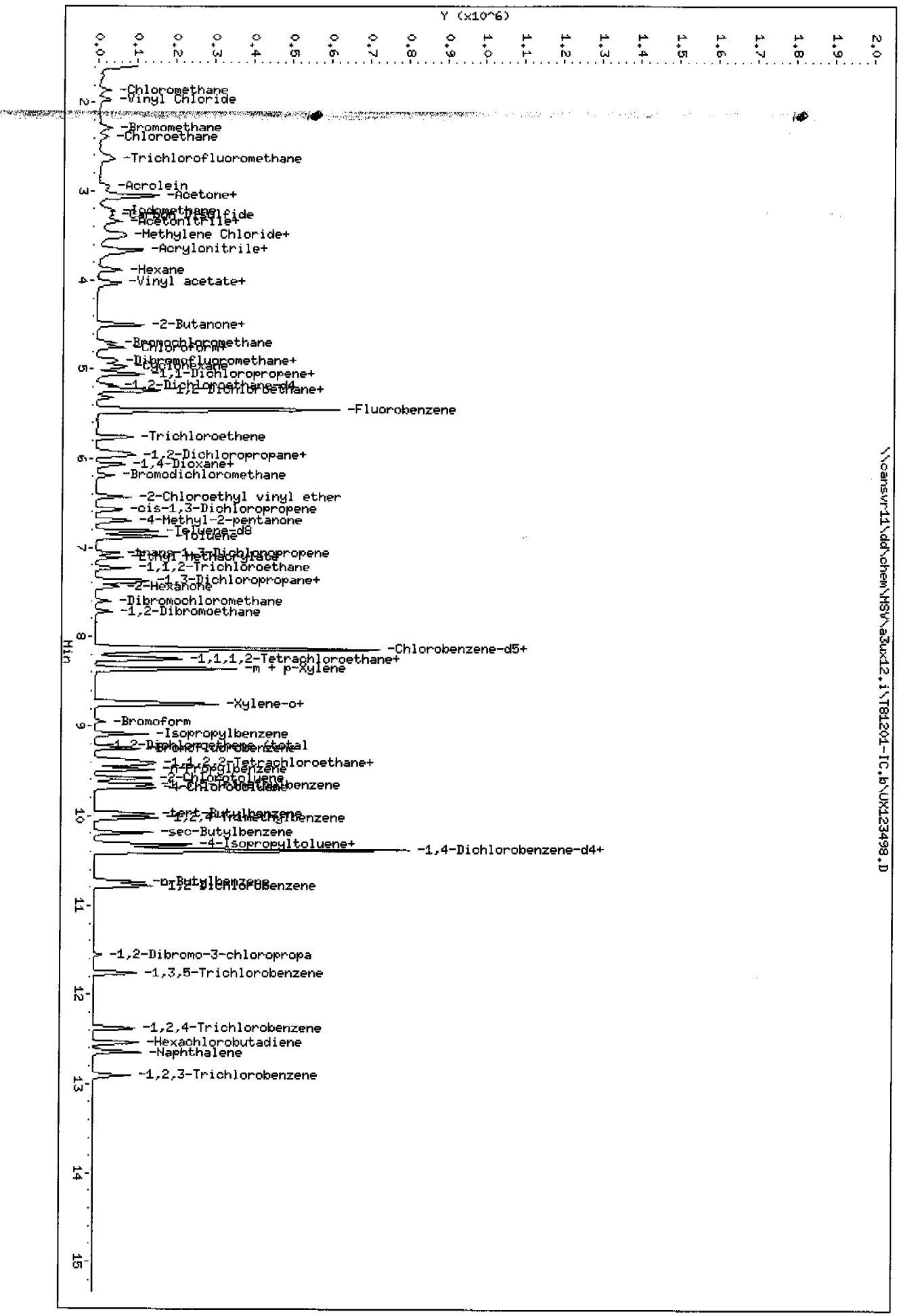
Data File: \\cansvr11\dd\chem\HSV\a3ux12.i\T81201-IC.b\UX123498.D
Date : 01-DEC-2008 18:38
Client ID:
Sample Info: 25NG-IC
Purge Volume: 5.0
Column phase: DB624
Instrument: a3ux12.i
Operator: 1903
Column diameter: 0.18
\\cansvr11\dd\chem\HSV\a3ux12.i\T81201-IC.b\UX123498.D
Y (x10^6)
Min
-Chloromethane
-Vinyl Chloride
-Bromomethane
-Chloroethane
-Trichlorofluoromethane
-Acrolein
-Acetone+
-Carbon disulfide
-Acetonitrile+
-Methylene Chloride+
-Acrylonitrile+
-Hexane
-Vinyl acetate+
-2-Butanone+
-Bromochloromethane
-Chloroform+
-Dibromofluoromethane+
-Cyclohexane
-1,1-Dichloropropene+
-1,2-Dichloroethane-d4
-1,2-Dichloroethane+
-Fluorobenzene
-Trichloroethene
-1,2-Dichloropropane+
-1,4-Dioxane+
-Bromodichloromethane
-2-Chloroethyl vinyl ether
-cis-1,3-Dichloropropene
-4-Methyl-2-pentanone
-Toluene-d8
-Toluene
-trans-1,3-Dichloropropene
-Ethyl Methacrylate
-1,1,2-Trichloroethane
-1,3-Dichloropropane+
-2-Hexanone
-Dibromochloromethane
-1,2-Dibromoethane
-Chlorobenzene-d5+
-1,1,1,2-Tetrachloroethane+
-m + p-Xylene
-Xylene-o+
-Bromoform
-Isopropylbenzene
-1,2-Dichloroethene (total)
-Bromochlorobenzene
-1,1,2,2-Tetrachloroethane+
-n-Propylbenzene
-2-Chlorotoluene
-1,3,5-Trimethylbenzene
-4-Chlorotoluene
-tert-Butylbenzene
-1,2,4-Trimethylbenzene
-sec-Butylbenzene
-4-Isopropyltoluene+
-1,4-Dichlorobenzene-d4+
-p-Butylbenzene
-1,2-Dichlorobenzene
-1,2-Dibromo-3-chloropropa
-1,3,5-Trichlorobenzene
-1,2,4-Trichlorobenzene
-Hexachlorobutadiene
-Naphthalene
-1,2,3-Trichlorobenzene

Data File: \\cansvr11\dd\chem\MSV\a3ux12.i\T81201-IC.b\UX123499.D
Report Date: 01-Dec-2008 19:19

TestAmerica North Canton

VOLATILE REPORT SW-846 Method 8260A/8260B

Data file : \\cansvr11\dd\chem\MSV\a3ux12.i\T81201-IC.b\UX123499.D
Lab Smp Id: 5NG-IC
Inj Date : 01-DEC-2008 19:02
Operator : 1903 Inst ID: a3ux12.i
Smp Info : 5NG-IC
Misc Info : T81201-IC,8260MIUX12,2-8260.SUB,1903,1,2
Comment :
Method : \\cansvr11\dd\chem\MSV\a3ux12.i\T81201-IC.b\8260MIUX12.m
Meth Date : 01-Dec-2008 19:19 laveyt Quant Type: ISTD
Cal Date : 13-JUN-2008 20:41 Cal File: UX120233.D
Als bottle: 6 Calibration Sample, Level: 2
Dil Factor: 1.00000
Integrator: HP RTE Compound Sublist: 2-8260.SUB
Target Version: 4.14
Processing Host: CANSVR11

Concentration Formula: Amt * DF * 1/Vo * CpndVariable

Name	Value	Description
DF	1.000	Dilution Factor
Vo	5.000	Sample volume
Va	100.000	Injection Volume
Cpnd Variable		Local Compound Variable

Compounds	QUANT SIG MASS	RT	EXP RT	REL RT	RESPONSE	AMOUNTS CAL-AMT (ng)	AMOUNTS ON-COL (ng)
* 1 Fluorobenzene	96	5.454	5.454	(1.000)	612924	100.000	
* 2 Chlorobenzene-d5	117	8.128	8.128	(1.000)	514584	100.000	
* 3 1,4-Dichlorobenzene-d4	152	10.376	10.376	(1.000)	269941	100.000	
$ 4 Dibromofluoromethane	113	4.898	4.898	(0.898)	5486	5.00000	4.602
$ 5 1,2-Dichloroethane-d4	65	5.182	5.182	(0.950)	6879	5.00000	4.786
$ 6 Toluene-d8	98	6.815	6.815	(0.838)	22743	5.00000	4.819
$ 7 Bromofluorobenzene	95	9.240	9.240	(1.137)	9962	5.00000	4.952
8 Dichlorodifluoromethane	85	1.703	1.703	(0.312)	3293	5.00000	2.957
9 Chloromethane	50	1.857	1.857	(0.340)	7621	5.00000	4.144
10 Vinyl Chloride	62	1.963	1.963	(0.360)	7879	5.00000	4.616
11 Bromomethane	94	2.283	2.283	(0.419)	5105	5.00000	4.108
12 Chloroethane	64	2.389	2.389	(0.438)	5893	5.00000	4.481
13 Trichlorofluoromethane	101	2.602	2.602	(0.477)	9134	5.00000	3.883
15 Acrolein	56	2.945	2.945	(0.540)	12937	50.0000	43.538
16 Acetone	43	3.075	3.075	(0.564)	12825	10.0000	16.360
17 1,1-Dichloroethene	61	3.052	3.052	(0.560)	13443	5.00000	5.141
18 Freon-113	101	3.052	3.052	(0.560)	5861	5.00000	4.004
19 Iodomethane	142	3.206	3.206	(0.588)	13917	5.00000	5.120
20 Carbon Disulfide	76	3.265	3.265	(0.599)	20418	5.00000	4.349
21 Methylene Chloride	84	3.490	3.490	(0.640)	11366	5.00000	5.377
22 Acetonitrile	41	3.324	3.324	(0.609)	7757	50.0000	41.524
23 Acrylonitrile	53	3.655	3.655	(0.670)	5710	10.0000	8.881

Data File: \\cansvr11\dd\chem\MSV\a3ux12.i\T81201-IC.b\UX123499.D
Report Date: 01-Dec-2008 19:19

	Compounds	QUANT STG MASS	RT	EXP RT	REL RT	RESPONSE	AMOUNTS CAL-AMT (ng)	ON-COL (ng)
	24 Methyl tert-butyl ether	73	3.655	3.655	(0.670)	21052	5.00000	4.565
	25 trans-1,2-Dichloroethene	61	3.667	3.667	(0.672)	9963	5.00000	4.971
	26 Hexane	57	3.880	3.880	(0.711)	4852	5.00000	4.661
	27 Vinyl acetate	43	4.034	4.034	(0.740)	11109	5.00000	4.359
	152 Vinyl acetate - 86	86	4.046	4.046	(0.742)	933	5.00000	3.045(aA)
	28 1,1-Dichloroethane	63	4.022	4.022	(0.737)	9685	5.00000	4.339
	29 tert-Butyl Alcohol	59	3.513	3.513	(0.644)	18056	100.000	102.02
	30 2-Butanone	43	4.507	4.507	(0.826)	7821	10.0000	9.861
M	31 1,2-Dichloroethene (total)	61				19074	10.0000	9.967
	32 cis-1,2-dichloroethene	61	4.495	4.495	(0.824)	9111	5.00000	4.996
	33 2,2-Dichloropropane	77	4.495	4.495	(0.824)	4263	5.00000	4.542
	34 Bromochloromethane	128	4.708	4.708	(0.863)	3723	5.00000	4.963
	35 Chloroform	83	4.756	4.756	(0.872)	10661	5.00000	4.665
	36 Tetrahydrofuran	42	4.732	4.732	(0.868)	1631	5.00000	3.819
	37 1,1,1-Trichloroethane	97	4.921	4.921	(0.902)	7683	5.00000	4.825
	38 1,1-Dichloropropene	75	5.051	5.051	(0.926)	7987	5.00000	4.692
	39 Carbon Tetrachloride	117	5.063	5.063	(0.928)	5586	5.00000	4.167
	40 1,2-Dichloroethane	62	5.241	5.241	(0.961)	10127	5.00000	5.393
	41 Benzene	78	5.229	5.229	(0.959)	27238	5.00000	4.724
	42 Trichloroethene	130	5.761	5.761	(1.056)	7292	5.00000	4.660
	43 1,2-Dichloropropane	63	5.963	5.963	(1.093)	6427	5.00000	4.760
	44 1,4-Dioxane	88	6.069	6.069	(1.113)	3922	250.000	203.34
	45 Dibromomethane	93	6.069	6.069	(1.113)	3583	5.00000	4.319
	46 Bromodichloromethane	83	6.187	6.187	(1.135)	6069	5.00000	4.027
	47 2-Chloroethyl vinyl ether	63	6.424	6.424	(1.178)	8168	10.0000	8.762
	48 cis-1,3-Dichloropropene	75	6.566	6.566	(1.204)	8069	5.00000	4.060
	49 4-Methyl-2-pentanone	43	6.696	6.696	(1.228)	13625	10.0000	9.456
	50 Toluene	91	6.874	6.874	(0.846)	29957	5.00000	4.756
	51 trans-1,3-Dichloropropene	75	7.063	7.063	(0.869)	6988	5.00000	3.722
	52 Ethyl Methacrylate	69	7.110	7.110	(0.875)	7114	5.00000	3.674
	53 1,1,2-Trichloroethane	97	7.229	7.229	(0.889)	6712	5.00000	4.886
	54 1,3-Dichloropropane	76	7.383	7.383	(0.908)	12452	5.00000	4.945
	55 Tetrachloroethene	164	7.371	7.371	(0.907)	5398	5.00000	4.769
	56 2-Hexanone	43	7.442	7.442	(0.916)	8074	10.0000	7.741
	57 Dibromochloromethane	129	7.596	7.596	(0.934)	3969	5.00000	3.507
	58 1,2-Dibromoethane	107	7.714	7.714	(0.949)	5858	5.00000	4.016
	59 Chlorobenzene	112	8.164	8.164	(1.004)	22443	5.00000	4.981
	60 1,1,1,2-Tetrachloroethane	131	8.223	8.223	(1.012)	4763	5.00000	3.725
	61 Ethylbenzene	91	8.246	8.246	(1.015)	28779	5.00000	4.348
	62 m + p-Xylene	91	8.353	8.353	(1.028)	46267	10.0000	8.961
M	63 Xylenes (total)	91				70114	15.0000	13.336
	64 Xylene-o	91	8.732	8.732	(1.074)	23847	5.00000	4.375
	65 Styrene	104	8.755	8.755	(1.077)	19477	5.00000	4.026
	66 Bromoform	173	8.945	8.945	(1.100)	2428	5.00000	3.113
	67 Isopropylbenzene	105	9.087	9.087	(1.118)	21159	5.00000	4.394
	68 1,1,2,2-Tetrachloroethane	83	9.371	9.371	(0.903)	9633	5.00000	4.666
	69 1,4-Dichloro-2-butene	53	9.430	9.430	(0.909)	1699	5.00000	3.428
	70 1,2,3-Trichloropropane	110	9.430	9.430	(0.909)	3350	5.00000	4.850
	71 Bromobenzene	156	9.394	9.394	(0.905)	10217	5.00000	5.190
	72 n-Propylbenzene	91	9.477	9.477	(0.913)	27419	5.00000	4.448
	73 2-Chlorotoluene	126	9.583	9.583	(0.924)	7302	5.00000	4.578
	74 1,3,5-Trimethylbenzene	105	9.654	9.654	(0.930)	20056	5.00000	4.542
	75 4-Chlorotoluene	126	9.690	9.690	(0.934)	7846	5.00000	4.714
	76 tert-Butylbenzene	119	9.974	9.974	(0.961)	18150	5.00000	4.620

Data File: \\cansvr11\dd\chem\MSV\a3ux12.i\T81201-IC.b\UX123499.D
Report Date: 01-Dec-2008 19:19

	Compounds	QUANT SIG MASS	RT	EXP RT	REL RT	RESPONSE	AMOUNTS CAL-AMT (ng)	ON-COL (ng)
77	1,2,4-Trimethylbenzene	105	10.021	10.021	(0.966)	21281	5.00000	4.488
78	sec-Butylbenzene	105	10.187	10.187	(0.982)	23121	5.00000	4.602
79	4-Isopropyltoluene	119	10.329	10.329	(0.995)	20378	5.00000	4.519
80	1,3-Dichlorobenzene	146	10.317	10.317	(0.994)	16156	5.00000	4.830
81	1,4-Dichlorobenzene	146	10.400	10.400	(1.002)	18470	5.00000	5.112
82	n-Butylbenzene	91	10.731	10.731	(1.034)	17509	5.00000	4.585
83	1,2-Dichlorobenzene	146	10.779	10.779	(1.039)	18237	5.00000	5.434
84	1,2-Dibromo-3-chloropropane	157	11.560	11.560	(1.114)	1020	5.00000	2.734
85	1,2,4-Trichlorobenzene	180	12.388	12.388	(1.194)	9957	5.00000	5.056
86	Hexachlorobutadiene	225	12.542	12.542	(1.209)	8159	5.00000	7.294
87	Naphthalene	128	12.648	12.648	(1.219)	26815	5.00000	4.532
88	1,2,3-Trichlorobenzene	180	12.909	12.909	(1.244)	10312	5.00000	5.438
98	Cyclohexane	56	4.969	4.969	(0.911)	8269	5.00000	5.093
143	Methyl Acetate	43	3.336	3.336	(0.612)	16505	10.0000	10.035
144	Methylcyclohexane	83	5.927	5.927	(1.087)	7283	5.00000	5.359
141	1,3,5-Trichlorobenzene	180	11.761	11.761	(1.133)	11625	5.00000	5.835

QC Flag Legend

a - Target compound detected but, quantitated amount Below Limit Of Quantitation(BLOQ).
A - Target compound detected but, quantitated amount exceeded maximum amount.

Data File: \\cansvr11\dd\chem\MSV\a3ux12.i\T81201-IC.b\UX123499.D
Report Date: 01-Dec-2008 19:19

TestAmerica North Canton

INTERNAL STANDARD COMPOUNDS
AREA AND RT SUMMARY

Instrument ID: a3ux12.i
Lab File ID: UX123499.D
Lab Smp Id: 5NG-IC
Analysis Type: VOA
Quant Type: ISTD
Operator: 1903
Method File: \\cansvr11\dd\chem\MSV\a3ux12.i\T81201-IC.b\8260MIUX12.m
Misc Info: T81201-IC,8260MIUX12,2-8260.SUB,1903,1,2

Calibration Date: 01-DEC-2008
Calibration Time: 18:14

Level: LOW
Sample Type: WATER

COMPOUND	STANDARD	AREA LIMIT LOWER	AREA LIMIT UPPER	SAMPLE	%DIFF
1 Fluorobenzene	619117	309559	1238234	612924	-1.00
2 Chlorobenzene-d5	517736	258868	1035472	514584	-0.61
3 1,4-Dichlorobenze	294569	147285	589138	269941	-8.36

COMPOUND	STANDARD	RT LIMIT LOWER	RT LIMIT UPPER	SAMPLE	%DIFF
1 Fluorobenzene	5.45	4.95	5.95	5.45	-0.00
2 Chlorobenzene-d5	8.13	7.63	8.63	8.13	-0.00
3 1,4-Dichlorobenze	10.38	9.88	10.88	10.38	-0.00

AREA UPPER LIMIT = +100% of internal standard area.
AREA LOWER LIMIT = - 50% of internal standard area.
RT UPPER LIMIT = + 0.50 minutes of internal standard RT.
RT LOWER LIMIT = - 0.50 minutes of internal standard RT.

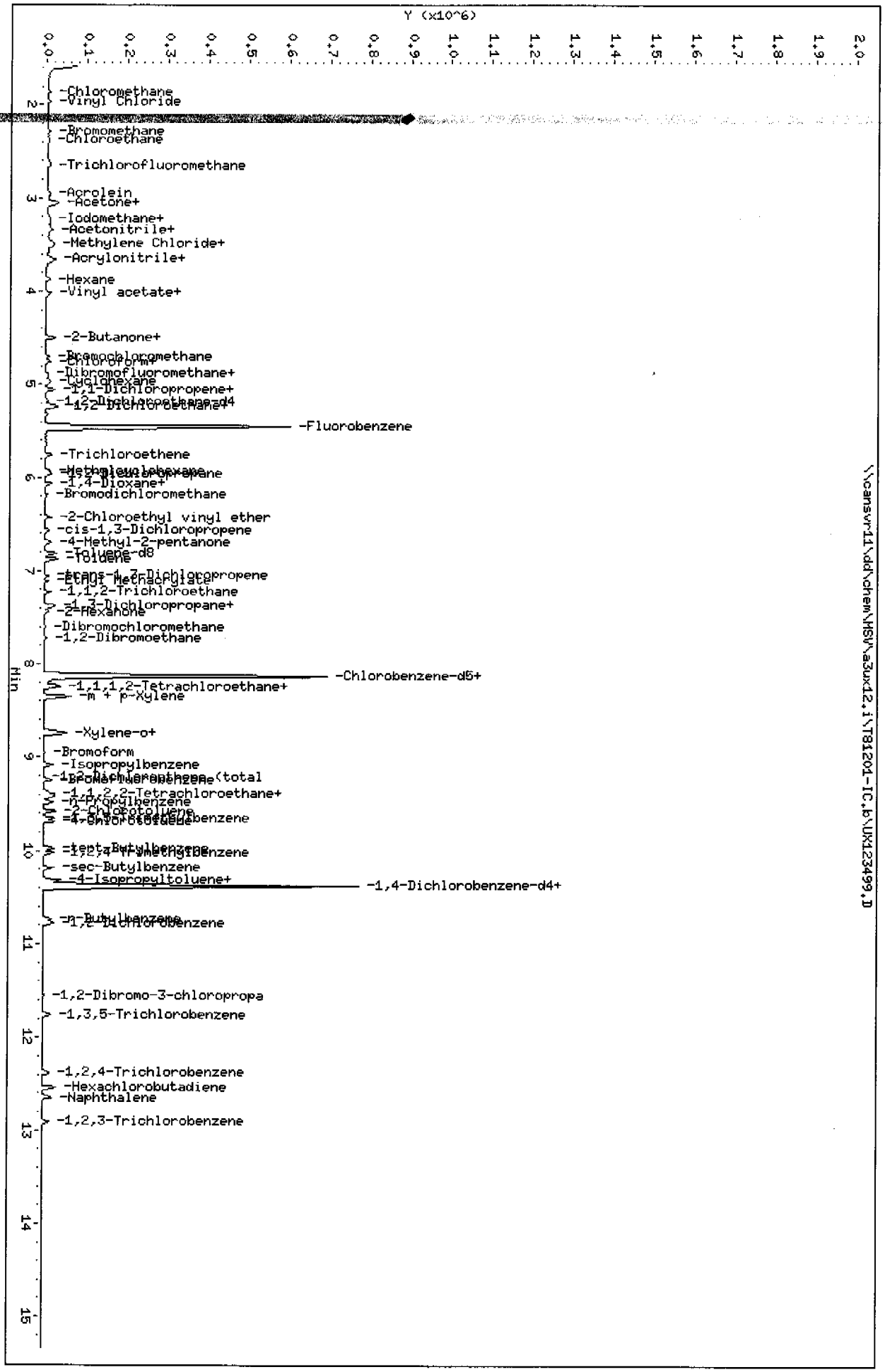
Y (x10^6)
0.0
0.1
0.2
0.3
0.4
0.5
0.6
0.7
0.8
0.9
1.0
1.1
1.2
1.3
1.4
1.5
1.6
1.7
1.8
1.9
2.0
Min
2
3
4
5
6
7
8
9
10
11
12
13
14
15
-Chloromethane
-Vinyl Chloride
-Bromomethane
-Chloroethane
-Trichlorofluoromethane
-Acrolein
-Acetone+
-Iodomethane+
-Acetonitrile+
-Methylene Chloride+
-Acrylonitrile+
-Hexane
-Vinyl acetate+
-2-Butanone+
-Bromochloromethane
-Chloroform+
-Dibromofluoromethane+
-Cyclohexane
-1,1-Dichloropropene+
-1,2-Dichloroethane-d4
-1,2-Dichloroethane+
-Fluorobenzene
-Trichloroethene
-Methylcyclohexane
-1,4-Dioxane+
-Bromodichloromethane
-2-Chloroethyl vinyl ether
-cis-1,3-Dichloropropene
-4-Methyl-2-pentanone
-Toluene-d8
-Toluene
-trans-1,3-Dichloropropene
-Ethyl Methacrylate
-1,1,2-Trichloroethane
-1,3-Dichloropropane+
-2-Hexanone
-Dibromochloromethane
-1,2-Dibromoethane
-Chlorobenzene-d5+
-1,1,1,2-Tetrachloroethane+
-m + p-Xylene
-Xylene-o+
-Bromoform
-Isopropylbenzene
-1,1,2,2-Tetrachloroethane+
-n-Propylbenzene
-2-Chlorotoluene
-4-Chlorotoluene
-tert-Butylbenzene
-1,2,4-Trimethylbenzene
-sec-Butylbenzene
-4-Isopropyltoluene+
-1,4-Dichlorobenzene-d4+
-n-Butylbenzene
-1,2-Dichlorobenzene
-1,2-Dibromo-3-chloropropa
-1,3,5-Trichlorobenzene
-1,2,4-Trichlorobenzene
-Hexachlorobutadiene
-Naphthalene
-1,2,3-Trichlorobenzene
\\oansvr11\dd\chem\MSV\a3ux12.i\T81201-IC.b\UX123499.D
Data File: \\oansvr11\dd\chem\MSV\a3ux12.i\T81201-IC.b\UX123499.D
Date : 01-DEC-2008 19:02
Client ID:
Sample Info: 5NG-IC
Purge Volume: 5.0
Column phase: DB624
Instrument: a3ux12.i
Operator: 1903
Column diameter: 0.18

Data File: \\cansvr11\dd\chem\MSV\a3ux12.i\T81201-IC.b\UX123500.D
Report Date: 01-Dec-2008 19:42

TestAmerica North Canton

VOLATILE REPORT SW-846 Method 8260A/8260B

Data file : \\cansvr11\dd\chem\MSV\a3ux12.i\T81201-IC.b\UX123500.D
Lab Smp Id: 2.5NG-IC
Inj Date : 01-DEC-2008 19:27
Operator : 1903 Inst ID: a3ux12.i
Smp Info : 2.5NG-IC
Misc Info : T81201-IC,8260MIUX12,2-8260.SUB,1903,1,1
Comment :
Method : \\cansvr11\dd\chem\MSV\a3ux12.i\T81201-IC.b\8260MIUX12.m
Meth Date : 01-Dec-2008 19:42 laveyt Quant Type: ISTD
Cal Date : 13-JUN-2008 21:06 Cal File: UX120234.D
Als bottle: 7 Calibration Sample, Level: 1
Dil Factor: 1.00000
Integrator: HP RTE Compound Sublist: 2-8260.SUB
Target Version: 4.14
Processing Host: CANSVR11

Concentration Formula: Amt * DF * 1/Vo * CpndVariable

Name	Value	Description
DF	1.000	Dilution Factor
Vo	5.000	Sample volume
Va	100.000	Injection Volume
Cpnd Variable		Local Compound Variable

	Compounds	QUANT SIG MASS	RT	EXP RT	REL RT	RESPONSE	AMOUNTS CAL-AMT (ng)	ON-COL (ng)
*	1 Fluorobenzene	96	5.454	5.454	(1.000)	618699	100.000	
*	2 Chlorobenzene-d5	117	8.128	8.128	(1.000)	526411	100.000	
*	3 1,4-Dichlorobenzene-d4	152	10.377	10.377	(1.000)	269050	100.000	
$	4 Dibromofluoromethane	113	4.898	4.898	(0.898)	2410	2.50000	2.003
$	5 1,2-Dichloroethane-d4	65	5.182	5.182	(0.950)	3698	2.50000	2.549
$	6 Toluene-d8	98	6.815	6.815	(0.838)	12868	2.50000	2.665
$	7 Bromofluorobenzene	95	9.241	9.241	(1.137)	4597	2.50000	2.234
	8 Dichlorodifluoromethane	85	1.691	1.691	(0.310)	845	2.50000	0.7518
	9 Chloromethane	50	1.857	1.857	(0.341)	3033	2.50000	1.861
	10 Vinyl Chloride	62	1.963	1.963	(0.360)	3082	2.50000	1.794
	11 Bromomethane	94	2.283	2.283	(0.419)	2232	2.50000	1.753
	12 Chloroethane	64	2.377	2.377	(0.436)	3257	2.50000	2.189
	13 Trichlorofluoromethane	101	2.626	2.626	(0.482)	4267	2.50000	1.797
	15 Acrolein	56	2.945	2.945	(0.540)	6482	25.0000	22.224
	16 Acetone	43	3.076	3.076	(0.564)	7986	5.00000	10.092
	17 1,1-Dichloroethene	61	3.052	3.052	(0.560)	7473	2.50000	2.519
	18 Freon-113	101	3.052	3.052	(0.560)	3926	2.50000	2.657
	19 Iodomethane	142	3.218	3.218	(0.590)	6654	2.50000	2.237
	20 Carbon Disulfide	76	3.277	3.277	(0.601)	10729	2.50000	2.217
	21 Methylene Chloride	84	3.466	3.466	(0.636)	6328	2.50000	2.966
	22 Acetonitrile	41	3.312	3.312	(0.607)	1901	25.0000	10.081
	23 Acrylonitrile	53	3.655	3.655	(0.670)	1772	5.00000	2.966

Data File: \\cansvr11\dd\chem\MSV\a3ux12.i\T81201-IC.b\UX123500.D
Report Date: 01-Dec-2008 19:42

	Compounds	QUANT SIG MASS	RT	EXP RT	REL RT	RESPONSE	AMOUNTS CAL-AMT (ng)	ON-COL (ng)
	24 Methyl tert-butyl ether	73	3.655	3.655	(0.670)	9063	2.50000	1.981
	25 trans-1,2-Dichloroethene	61	3.667	3.667	(0.672)	5212	2.50000	2.466
	26 Hexane	57	3.880	3.880	(0.711)	2618	2.50000	2.492
	27 Vinyl acetate	43	4.034	4.034	(0.740)	5708	2.50000	2.219
	152 Vinyl acetate - 86	86	Compound Not Detected.					
	28 1,1-Dichloroethane	63	4.022	4.022	(0.738)	5474	2.50000	2.418
	29 tert-Butyl Alcohol	59	3.513	3.513	(0.644)	7888	50.0000	44.592
	30 2-Butanone	43	4.496	4.496	(0.824)	3968	5.00000	5.259
M	31 1,2-Dichloroethene (total)	61				9440	5.00000	4.774
	32 cis-1,2-dichloroethene	61	4.496	4.496	(0.824)	4228	2.50000	2.308
	33 2,2-Dichloropropane	77	4.496	4.496	(0.824)	2245	2.50000	2.403
	34 Bromochloromethane	128	4.697	4.697	(0.861)	1563	2.50000	2.057
	35 Chloroform	83	4.756	4.756	(0.872)	5814	2.50000	2.501
	36 Tetrahydrofuran	42	4.732	4.732	(0.868)	928	2.50000	2.153
	37 1,1,1-Trichloroethane	97	4.922	4.922	(0.902)	2305	2.50000	1.459
	38 1,1-Dichloropropene	75	5.052	5.052	(0.926)	4037	2.50000	2.327
	39 Carbon Tetrachloride	117	5.064	5.064	(0.928)	2621	2.50000	1.896
	40 1,2-Dichloroethane	62	5.241	5.241	(0.961)	4122	2.50000	2.199
	41 Benzene	78	5.229	5.229	(0.959)	14777	2.50000	2.553
	42 Trichloroethene	130	5.774	5.774	(1.059)	3379	2.50000	2.169
	43 1,2-Dichloropropane	63	5.963	5.963	(1.093)	3099	2.50000	2.341
	44 1,4-Dioxane	88	6.069	6.069	(1.113)	1558	125.000	78.571
	45 Dibromomethane	93	6.069	6.069	(1.113)	2225	2.50000	2.539
	46 Bromodichloromethane	83	6.200	6.200	(1.137)	3050	2.50000	2.040
	47 2-Chloroethyl vinyl ether	63	6.424	6.424	(1.178)	3956	5.00000	4.304
	48 cis-1,3-Dichloropropene	75	6.566	6.566	(1.204)	3837	2.50000	1.988
	49 4-Methyl-2-pentanone	43	6.696	6.696	(1.228)	6655	5.00000	4.695
	50 Toluene	91	6.874	6.874	(0.846)	15989	2.50000	2.522
	51 trans-1,3-Dichloropropene	75	7.063	7.063	(0.869)	3593	2.50000	2.004
	52 Ethyl Methacrylate	69	7.111	7.111	(0.875)	2465	2.50000	1.422
	53 1,1,2-Trichloroethane	97	7.229	7.229	(0.889)	3168	2.50000	2.288
	54 1,3-Dichloropropane	76	7.383	7.383	(0.908)	6107	2.50000	2.414
	55 Tetrachloroethene	164	7.359	7.359	(0.905)	2423	2.50000	2.154
	56 2-Hexanone	43	7.430	7.430	(0.914)	4100	5.00000	4.085
	57 Dibromochloromethane	129	7.608	7.608	(0.936)	2222	2.50000	1.944
	58 1,2-Dibromoethane	107	7.714	7.714	(0.949)	3854	2.50000	2.575
	59 Chlorobenzene	112	8.164	8.164	(1.004)	10339	2.50000	2.286
	60 1,1,1,2-Tetrachloroethane	131	8.223	8.223	(1.012)	2248	2.50000	1.806
	61 Ethylbenzene	91	8.247	8.247	(1.015)	14479	2.50000	2.214
	62 m + p-Xylene	91	8.353	8.353	(1.028)	24008	5.00000	4.658
M	63 Xylenes (total)	91				35404	7.50000	6.774
	64 Xylene-o	91	8.732	8.732	(1.074)	11396	2.50000	2.116
	65 Styrene	104	8.744	8.744	(1.076)	8491	2.50000	1.819
	66 Bromoform	173	Compound Not Detected.					
	67 Isopropylbenzene	105	9.087	9.087	(1.118)	11614	2.50000	2.382
	68 1,1,2,2-Tetrachloroethane	83	9.371	9.371	(0.903)	5052	2.50000	2.463
	69 1,4-Dichloro-2-butene	53	Compound Not Detected.					
	70 1,2,3-Trichloropropane	110	9.430	9.430	(0.909)	1816	2.50000	2.530
	71 Bromobenzene	156	9.406	9.406	(0.906)	5062	2.50000	2.545
	72 n-Propylbenzene	91	9.489	9.489	(0.914)	12633	2.50000	2.170
	73 2-Chlorotoluene	126	9.584	9.584	(0.924)	4018	2.50000	2.593
	74 1,3,5-Trimethylbenzene	105	9.643	9.643	(0.929)	8914	2.50000	2.110
	75 4-Chlorotoluene	126	9.690	9.690	(0.934)	3530	2.50000	2.209
	76 tert-Butylbenzene	119	9.974	9.974	(0.961)	8781	2.50000	2.309

Data File: \\cansvr11\dd\chem\MSV\a3ux12.i\T81201-IC.b\UX123500.D
Report Date: 01-Dec-2008 19:42

	Compounds	QUANT MASS	RT	EXP RT	REL RT	RESPONSE	AMOUNTS CAL AMT (ng)	AMOUNTS ON COL (ng)
77	1,2,4-Trimethylbenzene	105	10.022	10.022	(0.966)	10530	2.50000	2.291
78	sec-Butylbenzene	105	10.187	10.187	(0.982)	12033	2.50000	2.417
79	4-Isopropyltoluene	119	10.329	10.329	(0.995)	8723	2.50000	2.024
80	1,3-Dichlorobenzene	146	10.317	10.317	(0.994)	8501	2.50000	2.608
81	1,4-Dichlorobenzene	146	10.400	10.400	(1.002)	9509	2.50000	2.697
82	n-Butylbenzene	91	10.732	10.732	(1.034)	9365	2.50000	2.517
83	1,2-Dichlorobenzene	146	10.779	10.779	(1.039)	8425	2.50000	2.498
84	1,2-Dibromo-3-chloropropane	157	Compound Not Detected.					
85	1,2,4-Trichlorobenzene	180	12.388	12.388	(1.194)	4531	2.50000	2.397
86	Hexachlorobutadiene	225	12.554	12.554	(1.210)	4573	2.50000	3.961
87	Naphthalene	128	12.648	12.648	(1.219)	13115	2.50000	2.306
88	1,2,3-Trichlorobenzene	180	12.921	12.921	(1.245)	5016	2.50000	2.702
98	Cyclohexane	56	4.981	4.981	(0.913)	4385	2.50000	2.489
143	Methyl Acetate	43	3.348	3.348	(0.614)	7937	5.00000	5.318
144	Methylcyclohexane	83	5.939	5.939	(1.089)	3725	2.50000	2.585
141	1,3,5-Trichlorobenzene	180	11.761	11.761	(1.133)	4709	2.50000	2.462

Data File: \\cansvr11\dd\chem\MSV\a3ux12.i\T81201-IC.b\UX123500.D
Report Date: 01-Dec-2008 19:42

TestAmerica North Canton

INTERNAL STANDARD COMPOUNDS
AREA AND RT SUMMARY

Instrument ID: a3ux12.i
Lab File ID: UX123500.D
Lab Smp Id: 2.5NG-IC
Analysis Type: VOA
Quant Type: ISTD
Operator: 1903
Method File: \\cansvr11\dd\chem\MSV\a3ux12.i\T81201-IC.b\8260MIUX12.m
Misc Info: T81201-IC,8260MIUX12,2-8260.SUB,1903,1,1

Calibration Date: 01-DEC-2008
Calibration Time: 18:14

Level: LOW
Sample Type: WATER

COMPOUND	STANDARD	AREA LIMIT LOWER	AREA LIMIT UPPER	SAMPLE	%DIFF
1 Fluorobenzene	619117	309559	1238234	618699	-0.07
2 Chlorobenzene-d5	517736	258868	1035472	526411	1.68
3 1,4-Dichlorobenze	294569	147285	589138	269050	-8.66

COMPOUND	STANDARD	RT LIMIT LOWER	RT LIMIT UPPER	SAMPLE	%DIFF
1 Fluorobenzene	5.45	4.95	5.95	5.45	0.00
2 Chlorobenzene-d5	8.13	7.63	8.63	8.13	0.00
3 1,4-Dichlorobenze	10.38	9.88	10.88	10.38	0.00

AREA UPPER LIMIT = +100% of internal standard area.
AREA LOWER LIMIT = - 50% of internal standard area.
RT UPPER LIMIT = + 0.50 minutes of internal standard RT.
RT LOWER LIMIT = - 0.50 minutes of internal standard RT.

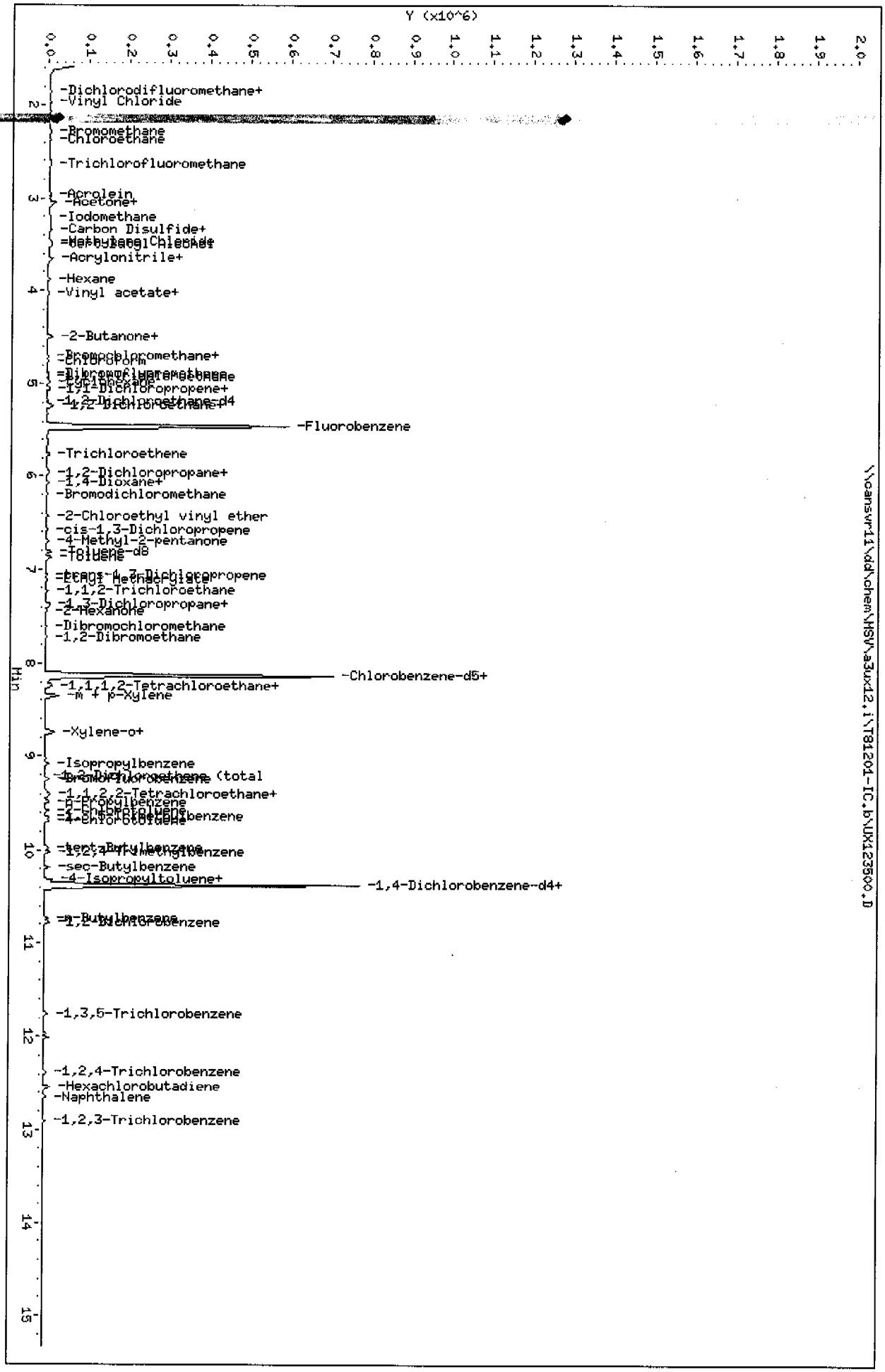
Y (x10^6)
Min
-Dichlorodifluoromethane+
-Vinyl Chloride
-Bromomethane
-Chloroethane
-Trichlorofluoromethane
-Acrolein
-Acetone+
-Iodomethane
-Carbon Disulfide+
-Acrylonitrile+
-Hexane
-Vinyl acetate+
-2-Butanone+
-Fluorobenzene
-Trichloroethene
-1,2-Dichloropropane+
-1,4-Dioxane+
-Bromodichloromethane
-2-Chloroethyl vinyl ether
-cis-1,3-Dichloropropene
-4-Methyl-2-pentanone
-Toluene-d8
-1,1,2-Trichloroethane
-2-Hexanone
-Dibromochloromethane
-1,2-Dibromoethane
-Chlorobenzene-d5+
-1,1,1,2-Tetrachloroethane+
-m + p-Xylene
-Xylene-o+
-Isopropylbenzene
-1,1,2,2-Tetrachloroethane+
-1,4-Dichlorobenzene-d4+
-1,3,5-Trichlorobenzene
-1,2,4-Trichlorobenzene
-Hexachlorobutadiene
-Naphthalene
-1,2,3-Trichlorobenzene
\\cansvr11\dd\chem\HSV\a3ux12,i\T81201-IC,b\UX123500,D
Data File: \\cansvr11\dd\chem\HSV\a3ux12,i\T81201-IC,b\UX123500,D
Date : 01-DEC-2008 19:27
Client ID:
Sample Info: 2.5NG-IC
Purge Volume: 5.0
Column phase: DB624
Instrument: a3ux12,i
Operator: 1903
Column diameter: 0.18

Data File: \\cansvr11\dd\chem\MSV\a3ux12.i\T81201-IC.b\UX123501.D
Report Date: 01-Dec-2008 20:40

TestAmerica North Canton

VOLATILE REPORT SW-846 Method 8260A/8260B

Data file : \\cansvr11\dd\chem\MSV\a3ux12.i\T81201-IC.b\UX123501.D
Lab Smp Id: ICV
Inj Date : 01-DEC-2008 20:20
Operator : 1903 Inst ID: a3ux12.i
Smp Info : ICV
Misc Info : T81201-IC,8260MIUX12,2-8260.SUB,1903,3
Comment :
Method : \\cansvr11\dd\chem\MSV\a3ux12.i\T81201-IC.b\8260MIUX12.m
Meth Date : 01-Dec-2008 20:01 laveyt Quant Type: ISTD
Cal Date : 13-JUN-2008 21:06 Cal File: UX120234.D
Als bottle: 8 QC Sample: METHSPIKE
Dil Factor: 1.00000
Integrator: HP RTE Compound Sublist: 2-8260.SUB
Target Version: 4.14
Processing Host: CANPMSV16

Concentration Formula: Amt * DF * 1/Vo * CpndVariable

Name	Value	Description
DF	1.000	Dilution Factor
Vo	5.000	Sample volume
Va	100.000	Injection Volume
Cpnd Variable		Local Compound Variable

	Compounds	QUANT SIG MASS	RT	EXP RT	REL RT	RESPONSE	CONCENTRATIONS ON-COLUMN (ng)	FINAL (ug/L)
*	1 Fluorobenzene	96	5.454	5.454	(1.000)	607627	100.000	
*	2 Chlorobenzene-d5	117	8.128	8.128	(1.000)	518992	100.000	
*	3 1,4-Dichlorobenzene-d4	152	10.377	10.377	(1.000)	284394	100.000	
$	4 Dibromofluoromethane	113	4.886	4.898	(0.896)	141710	119.911	23.982
$	5 1,2-Dichloroethane-d4	65	5.182	5.182	(0.950)	166061	116.555	23.311
$	6 Toluene-d8	98	6.815	6.815	(0.838)	585721	123.047	24.609
$	7 Bromofluorobenzene	95	9.241	9.241	(1.137)	238024	117.312	23.462
	8 Dichlorodifluoromethane	85	1.703	1.692	(0.312)	100563	82.2982	16.460
	9 Chloromethane	50	1.857	1.857	(0.341)	162140	101.320	20.264
	10 Vinyl Chloride	62	1.963	1.964	(0.360)	173435	93.5175	18.703
	11 Bromomethane	94	2.283	2.283	(0.419)	119227	82.0410	16.408
	12 Chloroethane	64	2.389	2.378	(0.438)	137460	83.1969	16.639
	13 Trichlorofluoromethane	101	2.602	2.626	(0.477)	263880	113.146	22.629
	15 Acrolein	56	2.946	2.946	(0.540)	346989	1211.35	242.27
	16 Acetone	43	3.064	3.076	(0.562)	66010	98.6043	19.721
	17 1,1-Dichloroethene	61	3.052	3.052	(0.560)	282242	96.8619	19.372
	18 Freon-113	101	3.040	3.052	(0.557)	170510	117.511	23.502
	19 Iodomethane	142	3.206	3.218	(0.588)	301892	103.325	20.665
	20 Carbon Disulfide	76	3.265	3.277	(0.599)	496339	104.440	20.888
	21 Methylene Chloride	84	3.478	3.467	(0.638)	193191	92.1935	18.439
	22 Acetonitrile	41	3.312	3.313	(0.607)	204156	1102.39	220.48
	23 Acrylonitrile	53	3.644	3.656	(0.668)	673320	1026.32	205.26

Data File: \\cansvr11\dd\chem\MSV\a3ux12.i\T81201-IC.b\UX123501.D
Report Date: 01-Dec-2008 20:40

	Compounds	QUANT STIC MASS	RT	EXP RT	REL RT	RESPONSE	CONCENTRATIONS ON-COLUMN (ng)	FINAL (ug/L)
	24 Methyl tert-butyl ether	73	3.655	3.656	(0.670)	494475	110.033	22.006
	25 trans-1,2-Dichloroethene	61	3.667	3.668	(0.672)	192822	92.9081	18.582
	26 Hexane	57	3.880	3.881	(0.711)	105912	102.631	20.526
	27 Vinyl acetate	43	4.046	4.035	(0.742)	471749	186.722	37.344
	152 Vinyl acetate - 86	86	4.046	4.046	(0.742)	35760	104.481	20.896(A)
	28 1,1-Dichloroethane	63	4.022	4.022	(0.738)	227383	102.289	20.458
	29 tert-Butyl Alcohol	59	3.513	3.514	(0.644)	354065	2038.05	407.61(A)
	30 2-Butanone	43	4.496	4.496	(0.824)	80477	108.600	21.720
M	31 1,2-Dichloroethene (total)	61				379948	196.926	39.385
	32 cis-1,2-dichloroethene	61	4.496	4.496	(0.824)	187126	104.018	20.804
	33 2,2-Dichloropropane	77	4.496	4.496	(0.824)	87354	95.2175	19.044
	34 Bromochloromethane	128	4.697	4.697	(0.861)	76146	102.037	20.407
	35 Chloroform	83	4.756	4.756	(0.872)	228225	99.9688	19.994
	36 Tetrahydrofuran	42	4.744	4.733	(0.870)	45006	106.310	21.262
	37 1,1,1-Trichloroethane	97	4.922	4.922	(0.902)	165572	93.4765	18.695
	38 1,1-Dichloropropene	75	5.052	5.052	(0.926)	178892	104.996	20.999
	39 Carbon Tetrachloride	117	5.064	5.064	(0.928)	135925	88.6452	17.729
	40 1,2-Dichloroethane	62	5.241	5.242	(0.961)	180719	98.1685	19.634
	41 Benzene	78	5.229	5.230	(0.959)	562525	98.9472	19.789
	42 Trichloroethene	130	5.762	5.774	(1.056)	156342	102.193	20.438
	43 1,2-Dichloropropane	63	5.963	5.963	(1.093)	126291	97.1436	19.429
	44 1,4-Dioxane	88	Compound Not Detected.					
	45 Dibromomethane	93	6.069	6.070	(1.113)	92271	107.227	21.445
	46 Bromodichloromethane	83	6.188	6.200	(1.134)	161800	97.0121	19.402
	47 2-Chloroethyl vinyl ether	63	6.424	6.425	(1.178)	101320	112.234	22.447
	48 cis-1,3-Dichloropropene	75	6.566	6.567	(1.204)	201357	93.1799	18.636
	49 4-Methyl-2-pentanone	43	6.697	6.697	(1.228)	153368	110.177	22.035
	50 Toluene	91	6.874	6.874	(0.846)	615168	98.4361	19.687
	51 trans-1,3-Dichloropropene	75	7.052	7.064	(0.868)	182802	89.1171	17.823
	52 Ethyl Methacrylate	69	Compound Not Detected.					
	53 1,1,2-Trichloroethane	97	7.229	7.229	(0.889)	138092	101.154	20.231
	54 1,3-Dichloropropane	76	7.383	7.383	(0.908)	247180	99.1076	19.822
	55 Tetrachloroethene	164	7.371	7.360	(0.907)	111769	100.798	20.160
	56 2-Hexanone	43	7.442	7.431	(0.916)	105071	93.9417	18.788
	57 Dibromochloromethane	129	7.596	7.608	(0.934)	118933	88.1237	17.625
	58 1,2-Dibromoethane	107	7.714	7.715	(0.949)	152454	103.317	20.663
	59 Chlorobenzene	112	8.164	8.164	(1.004)	444195	99.6021	19.920
	60 1,1,1,2-Tetrachloroethane	131	8.235	8.223	(1.013)	127376	88.3326	17.666
	61 Ethylbenzene	91	8.247	8.247	(1.015)	645379	100.119	20.024
	62 m + p-Xylene	91	8.353	8.353	(1.028)	1013189	199.398	39.880
M	63 Xylenes (total)	91				1550999	300.665	60.133
	64 Xylene-o	91	8.732	8.731	(1.074)	537810	101.267	20.253
	65 Styrene	104	8.744	8.744	(1.076)	492337	92.4548	18.491
	66 Bromoform	173	8.945	8.945	(1.100)	77773	85.5546	17.111
	67 Isopropylbenzene	105	9.087	9.087	(1.118)	575875	119.800	23.960
	68 1,1,2,2-Tetrachloroethane	83	9.371	9.371	(0.903)	214768	99.0696	19.814
	69 1,4-Dichloro-2-butene	53	9.430	9.430	(0.909)	113169	189.342	37.868
	70 1,2,3-Trichloropropane	110	9.430	9.430	(0.909)	84157	110.931	22.186
	71 Bromobenzene	156	9.406	9.407	(0.906)	207955	98.9072	19.781
	72 n-Propylbenzene	91	9.477	9.490	(0.913)	645278	104.858	20.972
	73 2-Chlorotoluene	126	9.584	9.584	(0.924)	158804	96.9630	19.392
	74 1,3,5-Trimethylbenzene	105	9.643	9.643	(0.929)	466718	104.495	20.899
	75 4-Chlorotoluene	126	9.690	9.691	(0.934)	174897	103.564	20.713
	76 tert-Butylbenzene	119	9.974	9.975	(0.961)	411239	102.296	20.459

Data File: \\cansvr11\dd\chem\MSV\a3ux12.i\T81201-IC.b\UX123501.D
Report Date: 01-Dec-2008 20:40

	Compounds	QUANT SIG MASS	RT	EXP RT	REL RT	RESPONSE	CONCENTRATIONS ON-COLUMN (ng)	FINAL (ug/L)
77	1,2,4-Trimethylbenzene	105	10.022	10.022	(0.966)	509606	104.896	20.979
78	sec-Butylbenzene	105	10.187	10.188	(0.982)	529540	100.642	20.128
79	4-Isopropyltoluene	119	10.329	10.330	(0.995)	491670	107.937	21.587
80	1,3-Dichlorobenzene	146	10.317	10.318	(0.994)	336863	97.7515	19.550
81	1,4-Dichlorobenzene	146	10.400	10.401	(1.002)	362457	97.2691	19.454
82	n-Butylbenzene	91	10.732	10.732	(1.034)	379776	96.5587	19.312
83	1,2-Dichlorobenzene	146	10.779	10.779	(1.039)	332272	93.2097	18.642
84	1,2-Dibromo-3-chloropropane	157	11.560	11.560	(1.114)	39480	88.0708	17.614
85	1,2,4-Trichlorobenzene	180	12.388	12.389	(1.194)	188627	94.3909	18.878
86	Hexachlorobutadiene	225	12.542	12.554	(1.209)	76186	86.8788	17.376
87	Naphthalene	128	12.648	12.649	(1.219)	586725	97.5883	19.518
88	1,2,3-Trichlorobenzene	180	12.909	12.921	(1.244)	169366	86.3223	17.264
98	Cyclohexane	56	4.969	4.981	(0.911)	163659	94.5861	18.917
143	Methyl Acetate	43	3.336	3.348	(0.612)	122660	83.6853	16.737
144	Methylcyclohexane	83	5.927	5.940	(1.087)	130983	92.5541	18.511
141	1,3,5-Trichlorobenzene	180	Compound Not Detected.					

QC Flag Legend

A - Target compound detected but, quantitated amount exceeded maximum amount.

Data File: \\cansvr11\dd\chem\MSV\a3ux12.i\T81201-IC.b\UX123501.D
Report Date: 01-Dec-2008 20:40

TestAmerica North Canton

INTERNAL STANDARD COMPOUNDS
AREA AND RT SUMMARY

Instrument ID: a3ux12.i
Lab File ID: UX123501.D
Lab Smp Id: ICV
Analysis Type: VOA
Quant Type: ISTD
Operator: 1903
Calibration Date: 01-DEC-2008
Calibration Time: 18:14
Level: LOW
Sample Type: WATER
Method File: \\cansvr11\dd\chem\MSV\a3ux12.i\T81201-IC.b\8260MIUX12.m
Misc Info: T81201-IC,8260MIUX12,2-8260.SUB,1903,3

COMPOUND	STANDARD	AREA LIMIT LOWER	AREA LIMIT UPPER	SAMPLE	%DIFF
1 Fluorobenzene	619117	309559	1238234	607627	-1.86
2 Chlorobenzene-d5	517736	258868	1035472	518992	0.24
3 1,4-Dichlorobenze	294569	147285	589138	284394	-3.45

COMPOUND	STANDARD	RT LIMIT LOWER	RT LIMIT UPPER	SAMPLE	%DIFF
1 Fluorobenzene	5.45	4.95	5.95	5.45	0.00
2 Chlorobenzene-d5	8.13	7.63	8.63	8.13	0.00
3 1,4-Dichlorobenze	10.38	9.88	10.88	10.38	0.00

AREA UPPER LIMIT = +100% of internal standard area.
AREA LOWER LIMIT = - 50% of internal standard area.
RT UPPER LIMIT = + 0.50 minutes of internal standard RT.
RT LOWER LIMIT = - 0.50 minutes of internal standard RT.

Data File: \\cansvr11\dd\chem\MSV\a3ux12.i\T81201-IC.b\UX123501.D
Report Date: 01-Dec-2008 20:40

TestAmerica North Canton

RECOVERY REPORT

Client Name:
Client SDG: SDGa01252
Sample Matrix: LIQUID
Fraction: VOA
Lab Smp Id: ICV
Level: LOW
Operator: 1903
Data Type: MS DATA
SampleType: METHSPIKE
SpikeList File: plexus-ck.spk
Quant Type: ISTD
Sublist File: 2-8260.SUB
Method File: \\cansvr11\dd\chem\MSV\a3ux12.i\T81201-IC.b\8260MIUX12.m
Misc Info: T81201-IC,8260MIUX12,2-8260.SUB,1903,3

	SPIKE COMPOUND	CONC ADDED ug/L	CONC RECOVERED ug/L	% RECOVERED	LIMITS
	17 1,1-Dichloroethene	20.000	19.372	96.86	45-155
	42 Trichloroethene	20.000	20.438	102.19	45-155
	59 Chlorobenzene	20.000	19.920	99.60	45-155
	50 Toluene	20.000	19.687	98.44	45-155
	41 Benzene	20.000	19.789	98.95	45-155
	16 Acetone	20.000	19.721	98.60	45-155
	20 Carbon Disulfide	20.000	20.888	104.44	45-155
	9 Chloromethane	20.000	20.264	101.32	45-155
	11 Bromomethane	20.000	16.408	82.04	45-155
	10 Vinyl Chloride	20.000	18.703	93.52	45-155
	12 Chloroethane	20.000	16.639	83.20	45-155
	21 Methylene Chloride	20.000	18.439	92.19	45-155
	28 1,1-Dichloroethane	20.000	20.458	102.29	45-155
M	31 1,2-Dichloroethene	40.000	39.385	98.46	45-155
	35 Chloroform	20.000	19.994	99.97	45-155
	40 1,2-Dichloroethane	20.000	19.634	98.17	45-155
	30 2-Butanone	20.000	21.720	108.60	45-155
	37 1,1,1-Trichloroeth	20.000	18.695	93.48	45-155
	39 Carbon Tetrachlori	20.000	17.729	88.65	45-155
	46 Bromodichlorometha	20.000	19.402	97.01	45-155
	43 1,2-Dichloropropan	20.000	19.429	97.14	45-155
	48 cis-1,3-Dichloropr	20.000	18.636	93.18	45-155
	57 Dibromochlorometha	20.000	17.625	88.12	45-155
	53 1,1,2-Trichloroeth	20.000	20.231	101.15	45-155
	51 trans-1,3-Dichloro	20.000	17.823	89.12	45-155
	66 Bromoform	20.000	17.111	85.55	45-155
	49 4-Methyl-2-pentano	20.000	22.035	110.18	45-155
	56 2-Hexanone	20.000	18.788	93.94	45-155
	55 Tetrachloroethene	20.000	20.160	100.80	45-155
	68 1,1,2,2-Tetrachlor	20.000	19.814	99.07	45-155
	61 Ethylbenzene	20.000	20.024	100.12	45-155
	65 Styrene	20.000	18.491	92.45	45-155
M	63 Xylenes (total)	60.000	60.133	100.22	45-155
	32 cis-1,2-dichloroet	20.000	20.804	104.02	45-155
	25 trans-1,2-Dichloro	20.000	18.582	92.91	45-155
	8 Dichlorodifluorome	20.000	16.460	82.30	45-155
	13 Trichlorofluoromet	20.000	22.629	113.15	45-155
	18 Freon-113	20.000	23.502	117.51	45-155
	24 Methyl tert-butyl	20.000	22.006	110.03	45-155
	58 1,2-Dibromoethane	20.000	20.663	103.32	45-155

Data File: \\cansvr11\dd\chem\MSV\a3ux12.i\T81201-IC.b\UX123501.D
Report Date: 01-Dec-2008 20:40

SPIKE COMPOUND	CONC ADDED ug/L	CONC RECOVERED ug/L	% RECOVERED	LIMITS
67 Isopropylbenzene	20.000	23.960	119.80	45-155
80 1,3-Dichlorobenzen	20.000	19.550	97.75	45-155
81 1,4-Dichlorobenzen	20.000	19.454	97.27	45-155
83 1,2-Dichlorobenzen	20.000	18.642	93.21	45-155
84 1,2-Dibromo-3-chlo	20.000	17.614	88.07	45-155
85 1,2,4-Trichloroben	20.000	18.878	94.39	45-155
98 Cyclohexane	20.000	18.917	94.59	45-155
143 Methyl Acetate	20.000	16.737	83.69	45-155
144 Methylcyclohexane	20.000	18.511	92.55	45-155

SURROGATE COMPOUND	CONC ADDED ug/L	CONC RECOVERED ug/L	% RECOVERED	LIMITS
$ 4 Dibromofluorometha	24.195	23.982	99.12	73-122
$ 5 1,2-Dichloroethane	24.195	23.311	96.35	61-128
$ 6 Toluene-d8	24.195	24.609	101.71	76-110
$ 7 Bromofluorobenzene	24.195	23.462	96.97	74-116



Data File: \\cansvr11\dd\chem\HSV\a3ux12.i\T81201-IC.b\UX123501.D
Date : 01-DEC-2008 20:20
Client ID:
Sample Info: ICV
Purge Volume: 5.0
Column phase: DB624

Instrument: a3ux12.i
Operator: 1903
Column diameter: 0.18

Report Date: 09-Apr-2009 17:13

Calibration History

Method : \\cansvr11\dd\chem\MSV\a3ux12.i\T90409A.b\8260MIUX12.m
Start Cal Date: 13-MAY-2008 15:49
End Cal Date : 01-APR-2009 18:29
Last Cal Level: 5
Last Cal Type : Continuing Calibration

Initial Calibration

Injection Date	Sublist	Calibration File
Cal Level: 1 , Cal Amount: 2.50000		
01-APR-2009 18:29	3-IX	\\cansvr11\dd\chem\MSV\a3ux12.i\T90401A.b\UX124996.D
01-DEC-2008 19:27	2-8260	\\cansvr11\dd\chem\MSV\a3ux12.i\T81201-IC.b\UX123500.D
Cal Level: 2 , Cal Amount: 5.00000		
01-APR-2009 18:04	3-IX	\\cansvr11\dd\chem\MSV\a3ux12.i\T90401A.b\UX124995.D
01-DEC-2008 19:02	2-8260	\\cansvr11\dd\chem\MSV\a3ux12.i\T81201-IC.b\UX123499.D
Cal Level: 3 , Cal Amount: 25.00000		
01-APR-2009 17:39	3-IX	\\cansvr11\dd\chem\MSV\a3ux12.i\T90401A.b\UX124994.D
01-DEC-2008 18:38	2-8260	\\cansvr11\dd\chem\MSV\a3ux12.i\T81201-IC.b\UX123498.D
Cal Level: 5 , Cal Amount: 100.00000		
01-APR-2009 17:16	3-IX	\\cansvr11\dd\chem\MSV\a3ux12.i\T90401A.b\UX124993.D
01-DEC-2008 18:14	2-8260	\\cansvr11\dd\chem\MSV\a3ux12.i\T81201-IC.b\UX123497.D
Cal Level: 6 , Cal Amount: 250.00000		
01-APR-2009 16:51	3-IX	\\cansvr11\dd\chem\MSV\a3ux12.i\T90401A.b\UX124992.D
01-DEC-2008 17:50	2-8260	\\cansvr11\dd\chem\MSV\a3ux12.i\T81201-IC.b\UX123496.D
Cal Level: 7 , Cal Amount: 500.00000		
01-APR-2009 16:27	3-IX	\\cansvr11\dd\chem\MSV\a3ux12.i\T90401A.b\UX124991.D
01-DEC-2008 17:26	2-8260	

\\cansvr11\dd\chem\MSV\a3ux12.i\T81201-IC.b\UX123495.D		

Continuing Calibration
Ccal Level Mode: GLOBAL LEVEL 5

09-APR-2009 16:48	2-8260	
\\cansvr11\dd\chem\MSV\a3ux12.i\T90409A.b\UX125146.D		

Data File: \\cansvr11\dd\chem\MSV\a3ux12.i\T90409A.b\UX125146.D
Report Date: 09-Apr-2009 17:04

TestAmerica North Canton

CONTINUING CALIBRATION COMPOUNDS

Instrument ID: a3ux12.i Injection Date: 09-APR-2009 16:48
Lab File ID: UX125146.D Init. Cal. Date(s): 13-MAY-2008 01-APR-2009
Analysis Type: WATER Init. Cal. Times: 15:49 18:29
Lab Sample ID: 100NG-CC Quant Type: ISTD
Method: \\cansvr11\dd\chem\MSV\a3ux12.i\T90409A.b\8260MIUX12.m

COMPOUND	RRF / AMOUNT	RF100	CCAL RRF100	MIN RRF	%D / %DRIFT	MAX %D / %DRIFT	CURVE TYPE	
$ 4 Dibromofluoromethane	0.19449	0.23892	0.23892	0.010	-22.84123	50.00000	Averaged	
$ 5 1,2-Dichloroethane-d4	0.23448	0.31211	0.31211	0.010	-33.10807	50.00000	Averaged	
$ 6 Toluene-d8	0.91719	1.16779	1.16779	0.010	-27.32328	50.00000	Averaged	
$ 7 Bromofluorobenzene	0.39095	0.47077	0.47077	0.010	-20.41735	50.00000	Averaged	
8 Dichlorodifluoromethane	100	132	0.27054	0.010	-32.46885	0.000e+000	Linear	
9 Chloromethane	0.26337	0.33866	0.33866	0.100	-28.58918	50.00000	Averaged	
10 Vinyl Chloride	100	109	0.33382	0.010	-9.40434	0.000e+000	Linear	
11 Bromomethane	100	75.53173	0.17951	0.010	24.46827	0.000e+000	Linear	
12 Chloroethane	100	80.80386	0.21926	0.010	19.19614	0.000e+000	Linear	
13 Trichlorofluoromethane	0.38382	0.43395	0.43395	0.010	-13.05987	50.00000	Averaged	
15 Acrolein	0.04714	0.01604	0.01604	0.010	65.98246	50.00000	Averaged	<-
16 Acetone	200	180	0.09489	0.010	9.89110	0.000e+000	Linear	
17 1,1-Dichloroethene	0.47955	0.46459	0.46459	0.010	3.11940	20.00000	Averaged	
18 Freon-113	0.23880	0.25494	0.25494	0.010	-6.75909	50.00000	Averaged	
19 Iodomethane	0.48085	0.39784	0.39784	0.010	17.26269	50.00000	Averaged	
20 Carbon Disulfide	0.78212	0.75985	0.75985	0.010	2.84769	50.00000	Averaged	
21 Methylene Chloride	0.34487	0.28987	0.28987	0.010	15.94769	50.00000	Averaged	
22 Acetonitrile	0.03048	0.03911	0.03911	0.010	-28.32725	50.00000	Averaged	
23 Acrylonitrile	200	185	0.10024	0.010	7.48581	0.000e+000	Linear	
24 Methyl tert-butyl ether	0.73958	0.60981	0.60981	0.010	17.54688	50.00000	Averaged	
25 trans-1,2-Dichloroethene	0.34156	0.25910	0.25910	0.010	24.14277	50.00000	Averaged	
26 Hexane	0.16984	0.15543	0.15543	0.010	8.48143	20.00000	Averaged	
27 Vinyl acetate	0.41579	0.30250	0.30250	0.010	27.24707	50.00000	Averaged	
152 Vinyl acetate - 86	100	65.27217	0.03570	0.010	34.72783	0.000e+000	Linear	
28 1,1-Dichloroethane	0.36584	0.31378	0.31378	0.100	14.23008	50.00000	Averaged	
29 tert-Butyl Alcohol	0.02859	0.02752	0.02752	0.010	3.73268	50.00000	Averaged	
30 2-Butanone	0.12196	0.11767	0.11767	0.010	3.51246	50.00000	Averaged	
M 31 1,2-Dichloroethene (total)	0.31881	0.26202	0.26202	0.010	17.81411	50.00000	Averaged	
32 cis-1,2-dichloroethene	0.29607	0.26494	0.26494	0.010	10.51368	50.00000	Averaged	
33 2,2-Dichloropropane	0.15098	0.13439	0.13439	0.010	10.99183	50.00000	Averaged	
34 Bromochloromethane	0.12281	0.10956	0.10956	0.010	10.79505	50.00000	Averaged	
35 Chloroform	0.37572	0.33678	0.33678	0.010	10.36367	20.00000	Averaged	
36 Tetrahydrofuran	0.06967	0.06925	0.06925	0.010	0.60058	50.00000	Averaged	
37 1,1,1-Trichloroethane	100	75.44296	0.21840	0.010	24.55704	0.000e+000	Linear	
38 1,1-Dichloropropene	0.28040	0.27000	0.27000	0.010	3.71107	50.00000	Averaged	
39 Carbon Tetrachloride	100	76.77416	0.19237	0.010	23.22584	0.000e+000	Linear	
40 1,2-Dichloroethane	0.30297	0.27639	0.27639	0.010	8.77253	50.00000	Averaged	
41 Benzene	0.93562	0.80774	0.80774	0.010	13.66833	50.00000	Averaged	
42 Trichloroethene	0.25178	0.22153	0.22153	0.010	12.01429	50.00000	Averaged	
43 1,2-Dichloropropane	0.21395	0.18646	0.18646	0.010	12.84884	20.00000	Averaged	
44 1,4-Dioxane	5000	4724	0.00350	0.010	5.52896	0.000e+000	Linear	<-
45 Dibromomethane	0.14162	0.12815	0.12815	0.010	9.50877	50.00000	Averaged	
46 Bromodichloromethane	100	81.57963	0.22221	0.010	18.42037	0.000e+000	Linear	

Data File: \\cansvr11\dd\chem\MSV\a3ux12.i\T90409A.b\UX125146.D
Report Date: 09-Apr-2009 17:04

TestAmerica North Canton

CONTINUING CALIBRATION COMPOUNDS

Instrument ID: a3ux12.i Injection Date: 09-APR-2009 16:48
Lab File ID: UX125146.D Init. Cal. Date(s): 13-MAY-2008 01-APR-2009
Analysis Type: WATER Init. Cal. Times: 15:49 18:29
Lab Sample ID: 100NG-CC Quant Type: ISTD
Method: \\cansvr11\dd\chem\MSV\a3ux12.i\T90409A.b\8260MIUX12.m

COMPOUND	RRF / AMOUNT	RF100	CCAL RRF100	MIN RRF	%D / %DRIFT	MAX %D / %DRIFT	CURVE TYPE
47 2-Chloroethyl vinyl ether	0.14857	0.14728	0.14728	0.010	0.86985	50.00000	Averaged
48 cis-1,3-Dichloropropene	100	80.21656	0.28341	0.010	19.78344	0.000e+000	Linear
49 4-Methyl-2-pentanone	0.22909	0.23435	0.23435	0.010	-2.29561	50.00000	Averaged
50 Toluene	1.20414	1.03078	1.03078	0.010	14.39722	20.00000	Averaged
51 trans-1,3-Dichloropropene	100	77.37258	0.30312	0.010	22.62742	0.000e+000	Linear
52 Ethyl Methacrylate	100	86.62521	0.34168	0.010	13.37479	0.000e+000	Linear
53 1,1,2-Trichloroethane	0.26304	0.22955	0.22955	0.010	12.73288	50.00000	Averaged
54 1,3-Dichloropropane	0.48056	0.43495	0.43495	0.010	9.48995	50.00000	Averaged
55 Tetrachloroethene	0.21365	0.18868	0.18868	0.010	11.68945	50.00000	Averaged
56 2-Hexanone	200	196	0.21067	0.010	2.14666	0.000e+000	Linear
57 Dibromochloromethane	100	81.34004	0.21009	0.010	18.65996	0.000e+000	Linear
58 1,2-Dibromoethane	0.28432	0.24774	0.24774	0.010	12.86517	50.00000	Averaged
59 Chlorobenzene	0.85930	0.74850	0.74850	0.300	12.89472	50.00000	Averaged
60 1,1,1,2-Tetrachloroethane	100	82.55136	0.22841	0.010	17.44864	0.000e+000	Linear
61 Ethylbenzene	1.24204	1.15044	1.15044	0.010	7.37531	20.00000	Averaged
62 m + p-Xylene	0.97906	0.89706	0.89706	0.010	8.37533	50.00000	Averaged
M 63 Xylenes (total)	0.99381	0.91631	0.91631	0.010	7.79847	50.00000	Averaged
64 Xylene-o	1.02330	0.95481	0.95481	0.010	6.69310	50.00000	Averaged
65 Styrene	100	80.58444	0.81980	0.010	19.41556	0.000e+000	Linear
66 Bromoform	100	79.04154	0.13675	0.100	20.95846	0.000e+000	Linear
67 Isopropylbenzene	0.92621	0.96098	0.96098	0.010	-3.75357	50.00000	Averaged
68 1,1,2,2-Tetrachloroethane	0.76227	0.66079	0.66079	0.300	13.31243	50.00000	Averaged
69 1,4-Dichloro-2-butene	100	87.65236	0.17533	0.010	12.34764	0.000e+000	Linear
70 1,2,3-Trichloropropane	0.26676	0.23580	0.23580	0.010	11.60371	50.00000	Averaged
71 Bromobenzene	0.73930	0.61573	0.61573	0.010	16.71423	50.00000	Averaged
72 n-Propylbenzene	2.16385	1.90787	1.90787	0.010	11.82953	50.00000	Averaged
73 2-Chlorotoluene	0.57588	0.48575	0.48575	0.010	15.65183	50.00000	Averaged
74 1,3,5-Trimethylbenzene	1.57051	1.32854	1.32854	0.010	15.40707	50.00000	Averaged
75 4-Chlorotoluene	0.59382	0.51765	0.51765	0.010	12.82668	50.00000	Averaged
76 tert-Butylbenzene	1.41357	1.14679	1.14679	0.010	18.87239	50.00000	Averaged
77 1,2,4-Trimethylbenzene	1.70827	1.46439	1.46439	0.010	14.27621	50.00000	Averaged
78 sec-Butylbenzene	1.85012	1.45049	1.45049	0.010	21.60010	50.00000	Averaged
79 4-Isopropyltoluene	1.60171	1.27063	1.27063	0.010	20.67045	50.00000	Averaged
80 1,3-Dichlorobenzene	1.21174	0.99355	0.99355	0.010	18.00618	50.00000	Averaged
81 1,4-Dichlorobenzene	1.31027	1.03920	1.03920	0.010	20.68833	50.00000	Averaged
82 n-Butylbenzene	1.38298	0.97028	0.97028	0.010	29.84098	50.00000	Averaged
83 1,2-Dichlorobenzene	1.25347	1.00440	1.00440	0.010	19.86977	50.00000	Averaged
84 1,2-Dibromo-3-chloropropane	100	70.37638	0.10776	0.010	29.62362	0.000e+000	Linear
85 1,2,4-Trichlorobenzene	0.70267	0.44590	0.44590	0.010	36.54256	50.00000	Averaged
86 Hexachlorobutadiene	100	55.53582	0.17825	0.010	44.46418	0.000e+000	Linear
87 Naphthalene	2.11406	1.47969	1.47969	0.010	30.00684	50.00000	Averaged
88 1,2,3-Trichlorobenzene	0.68989	0.39245	0.39245	0.010	43.11440	50.00000	Averaged
98 Cyclohexane	0.28476	0.30599	0.30599	0.010	-7.45655	50.00000	Averaged

Data File: \\cansvr11\dd\chem\MSV\a3ux12.i\T90409A.b\UX125146.D
Report Date: 09-Apr-2009 17:04

TestAmerica North Canton

CONTINUING CALIBRATION COMPOUNDS

Instrument ID: a3ux12.i Injection Date: 09-APR-2009 16:48
Lab File ID: UX125146.D Init. Cal. Date(s): 13-MAY-2008 01-APR-2009
Analysis Type: WATER Init. Cal. Times: 15:49 18:29
Lab Sample ID: 100NG-CC Quant Type: ISTD
Method: \\cansvr11\dd\chem\MSV\a3ux12.i\T90409A.b\8260MIUX12.m

COMPOUND	RRF / AMOUNT	RF100	CCAL RRF100	MIN RRF	%D / %DRIFT	MAX %D / %DRIFT	CURVE TYPE
143 Methyl Acetate	0.24122	0.26466	0.26466	0.010	-9.71553	50.00000	Averaged
144 Methylcyclohexane	0.23291	0.24465	0.24465	0.010	-5.04004	50.00000	Averaged
141 1,3,5-Trichlorobenzene	0.71088	0.48299	0.48299	0.010	32.05766	50.00000	Averaged

Data File: \\cansvr11\dd\chem\MSV\a3ux12.i\T90409A.b\UX125146.D
Report Date: 09-Apr-2009 17:04

TestAmerica North Canton

VOLATILE REPORT SW-846 Method 8260A/8260B

Data file : \\cansvr11\dd\chem\MSV\a3ux12.i\T90409A.b\UX125146.D
Lab Smp Id: 100NG-CC
Inj Date : 09-APR-2009 16:48
Operator : 1903 Inst ID: a3ux12.i
Smp Info : 100NG-CC
Misc Info : T90409A,8260MIUX12,2-8260.SUB,1903,2
Comment   :
Method   : \\cansvr11\dd\chem\MSV\a3ux12.i\T90409A.b\8260MIUX12.m
Meth Date : 09-Apr-2009 17:04 laveyt Quant Type: ISTD
Cal Date : 01-APR-2009 17:16 Cal File: UX124993.D
Als bottle: 2 Continuing Calibration Sample
Dil Factor: 1.00000
Integrator: HP RTE Compound Sublist: 2-8260.SUB
Target Version: 4.14
Processing Host: CANSVR11

Concentration Formula: Amt * DF * 1/Vo * CpndVariable

Name	Value	Description
DF	1.000	Dilution Factor
Vo	5.000	Sample volume
Va	100.000	Injection Volume
Cpnd Variable		Local Compound Variable

	Compounds	QUANT SIG MASS	RT	EXP RT	REL RT	RESPONSE	AMOUNTS CAL-AMT (ng)	AMOUNTS ON-COL (ng)
*	1 Fluorobenzene	96	5.454	5.454	(1.000)	631882	100.000	
*	2 Chlorobenzene-d5	117	8.140	8.140	(1.000)	561051	100.000	
*	3 1,4-Dichlorobenzene-d4	152	10.376	10.376	(1.000)	314684	100.000	
$	4 Dibromofluoromethane	113	4.898	4.898	(0.898)	150968	100.000	122.84
$	5 1,2-Dichloroethane-d4	65	5.182	5.182	(0.950)	197215	100.000	133.11
$	6 Toluene-d8	98	6.815	6.815	(0.837)	655191	100.000	127.32
$	7 Bromofluorobenzene	95	9.240	9.240	(1.135)	264124	100.000	120.42
	8 Dichlorodifluoromethane	85	1.691	1.691	(0.310)	170950	100.000	132.47
	9 Chloromethane	50	1.868	1.868	(0.343)	213993	100.000	128.59
	10 Vinyl Chloride	62	1.975	1.975	(0.362)	210936	100.000	109.40
	11 Bromomethane	94	2.283	2.283	(0.419)	113429	100.000	75.532
	12 Chloroethane	64	2.377	2.377	(0.436)	138547	100.000	80.804
	13 Trichlorofluoromethane	101	2.590	2.590	(0.475)	274205	100.000	113.06
	15 Acrolein	56	2.945	2.945	(0.540)	101332	1000.00	340.18
	16 Acetone	43	3.075	3.075	(0.564)	119924	200.000	180.22
	17 1,1-Dichloroethene	61	3.052	3.052	(0.560)	293565	100.000	96.880
	18 Freon-113	101	3.040	3.040	(0.557)	161092	100.000	106.76
	19 Iodomethane	142	3.206	3.206	(0.588)	251388	100.000	82.737
	20 Carbon Disulfide	76	3.253	3.253	(0.596)	480136	100.000	97.152

21 Methylene Chloride	84	3.466	3.466 (0.636)	183162	100.000	84.052
22 Acetonitrile	41	3.324	3.324 (0.609)	247140	1000.00	1283.3
23 Acrylonitrile	53	3.643	3.643 (0.668)	126679	200.000	185.03

Data File: \\cansvr11\dd\chem\MSV\a3ux12.i\T90409A.b\UX125146.D
Report Date: 09-Apr-2009 17:04

	Compounds	QUANT SIG MASS	RT	EXP RT	REL RT	RESPONSE	AMOUNTS CAL-AMT (ng)	AMOUNTS ON-COL (ng)
24	Methyl tert-butyl ether	73	3.655	3.655	(0.670)	385326	100.000	82.453
25	trans-1,2-Dichloroethene	61	3.667	3.667	(0.672)	163719	100.000	75.857
26	Hexane	57	3.880	3.880	(0.711)	98214	100.000	91.518
27	Vinyl acetate	43	4.046	4.046	(0.742)	191146	100.000	72.753
152	Vinyl acetate - 86	86	4.046	4.046	(0.742)	22557	100.000	65.272(A)
28	1,1-Dichloroethane	63	4.022	4.022	(0.737)	198273	100.000	85.770
29	tert-Butyl Alcohol	59	3.525	3.525	(0.646)	347837	2000.00	1925.3(A)
30	2-Butanone	43	4.507	4.507	(0.826)	148711	200.000	192.98
M 31	1,2-Dichloroethene (total)	61				331129	200.000	165.34
32	cis-1,2-dichloroethene	61	4.507	4.507	(0.826)	167410	100.000	89.486
33	2,2-Dichloropropane	77	4.507	4.507	(0.826)	84917	100.000	89.008
34	Bromochloromethane	128	4.708	4.708	(0.863)	69227	100.000	89.205
35	Chloroform	83	4.756	4.756	(0.872)	212805	100.000	89.636
36	Tetrahydrofuran	42	4.744	4.744	(0.870)	43760	100.000	99.399
37	1,1,1-Trichloroethane	97	4.921	4.921	(0.902)	138005	100.000	75.443
38	1,1-Dichloropropene	75	5.052	5.052	(0.926)	170605	100.000	96.289
39	Carbon Tetrachloride	117	5.063	5.063	(0.928)	121552	100.000	76.774
40	1,2-Dichloroethane	62	5.241	5.241	(0.961)	174645	100.000	91.227
41	Benzene	78	5.241	5.241	(0.961)	510396	100.000	86.332
42	Trichloroethene	130	5.762	5.762	(1.056)	139980	100.000	87.986
43	1,2-Dichloropropane	63	5.963	5.963	(1.093)	117823	100.000	87.151
44	1,4-Dioxane	88	6.069	6.069	(1.113)	110654	5000.00	4723.6
45	Dibromomethane	93	6.069	6.069	(1.113)	80978	100.000	90.491
46	Bromodichloromethane	83	6.187	6.187	(1.135)	140413	100.000	81.580
47	2-Chloroethyl vinyl ether	63	6.424	6.424	(1.178)	186125	200.000	198.26
48	cis-1,3-Dichloropropene	75	6.578	6.578	(1.206)	179079	100.000	80.216
49	4-Methyl-2-pentanone	43	6.696	6.696	(1.228)	296163	200.000	204.59
50	Toluene	91	6.874	6.874	(0.844)	578321	100.000	85.603
51	trans-1,3-Dichloropropene	75	7.063	7.063	(0.868)	170065	100.000	77.372
52	Ethyl Methacrylate	69	7.110	7.110	(0.874)	191702	100.000	86.625
53	1,1,2-Trichloroethane	97	7.229	7.229	(0.888)	128789	100.000	87.267
54	1,3-Dichloropropane	76	7.394	7.394	(0.908)	244031	100.000	90.510
55	Tetrachloroethene	164	7.371	7.371	(0.906)	105858	100.000	88.310
56	2-Hexanone	43	7.442	7.442	(0.914)	236392	200.000	195.71
57	Dibromochloromethane	129	7.607	7.607	(0.935)	117871	100.000	81.340
58	1,2-Dibromoethane	107	7.726	7.726	(0.949)	138996	100.000	87.135
59	Chlorobenzene	112	8.164	8.164	(1.003)	419944	100.000	87.105
60	1,1,1,2-Tetrachloroethane	131	8.235	8.235	(1.012)	128147	100.000	82.551
61	Ethylbenzene	91	8.246	8.246	(1.013)	645453	100.000	92.625
62	m + p-Xylene	91	8.353	8.353	(1.026)	1006591	200.000	183.25
M 63	Xylenes (total)	91				1542287	300.000	276.56
64	Xylene-o	91	8.743	8.743	(1.074)	535696	100.000	93.307
65	Styrene	104	8.755	8.755	(1.076)	459952	100.000	80.584
66	Bromoform	173	8.945	8.945	(1.099)	76721	100.000	79.042
67	Isopropylbenzene	105	9.087	9.087	(1.116)	539156	100.000	103.75
68	1,1,2,2-Tetrachloroethane	83	9.371	9.371	(0.903)	207941	100.000	86.688
69	1,4-Dichloro-2-butene	53	9.430	9.430	(0.909)	55173	100.000	87.652
70	1,2,3-Trichloropropane	110	9.430	9.430	(0.909)	74204	100.000	88.396
71	Bromobenzene	156	9.406	9.406	(0.906)	193761	100.000	83.286
72	n-Propylbenzene	91	9.489	9.489	(0.914)	600377	100.000	88.170
73	2-Chlorotoluene	126	9.584	9.584	(0.924)	152857	100.000	84.348
74	1,3,5-Trimethylbenzene	105	9.655	9.655	(0.930)	418070	100.000	84.593

75 4-Chlorotoluene	126	9.690	9.690 (0.934)	162896	100.000	87.173
76 tert-Butylbenzene	119	9.974	9.974 (0.961)	360877	100.000	81.128

Data File: \\cansvr11\dd\chem\MSV\a3ux12.i\T90409A.b\UX125146.D
Report Date: 09-Apr-2009 17:04

	Compounds	QUANT SIG MASS	RT	EXP RT	REL RT	RESPONSE	AMOUNTS CAL-AMT (ng)	AMOUNTS ON-COL (ng)
77	1,2,4-Trimethylbenzene	105	10.021	10.021	(0.966)	460821	100.000	85.724
78	sec-Butylbenzene	105	10.187	10.187	(0.982)	456446	100.000	78.400
79	4-Isopropyltoluene	119	10.329	10.329	(0.995)	399846	100.000	79.330
80	1,3-Dichlorobenzene	146	10.317	10.317	(0.994)	312655	100.000	81.994
81	1,4-Dichlorobenzene	146	10.400	10.400	(1.002)	327019	100.000	79.312
82	n-Butylbenzene	91	10.743	10.743	(1.035)	305333	100.000	70.159
83	1,2-Dichlorobenzene	146	10.779	10.779	(1.039)	316070	100.000	80.130
84	1,2-Dibromo-3-chloropropane	157	11.560	11.560	(1.114)	33911	100.000	70.376
85	1,2,4-Trichlorobenzene	180	12.388	12.388	(1.194)	140317	100.000	63.457
86	Hexachlorobutadiene	225	12.554	12.554	(1.210)	56093	100.000	55.536
87	Naphthalene	128	12.648	12.648	(1.219)	465636	100.000	69.993
88	1,2,3-Trichlorobenzene	180	12.920	12.920	(1.245)	123498	100.000	56.886
98	Cyclohexane	56	4.969	4.969	(0.911)	193350	100.000	107.46
143	Methyl Acetate	43	3.348	3.348	(0.614)	334465	200.000	219.43
144	Methylcyclohexane	83	5.927	5.927	(1.087)	154587	100.000	105.04
141	1,3,5-Trichlorobenzene	180	11.761	11.761	(1.133)	151988	100.000	67.942

QC Flag Legend

A - Target compound detected but, quantitated amount exceeded maximum amount.

Data File: \\cansvr11\dd\chem\MSV\a3ux12.i\T90409A.b\UX125146.D
Report Date: 09-Apr-2009 17:04

TestAmerica North Canton

INTERNAL STANDARD COMPOUNDS
AREA AND RT SUMMARY

Instrument ID: a3ux12.i
Lab File ID: UX125146.D
Lab Smp Id: 100NG-CC
Analysis Type: VOA
Quant Type: ISTD
Operator: 1903
Method File: \\cansvr11\dd\chem\MSV\a3ux12.i\T90409A.b\8260MIUX12.m
Misc Info: T90409A,8260MIUX12,2-8260.SUB,1903,2

Calibration Date: 09-APR-2009
Calibration Time: 16:48
Level: LOW
Sample Type: WATER

		AREA LIMIT			
COMPOUND	STANDARD	LOWER	UPPER	SAMPLE	%DIFF
1 Fluorobenzene	631882	315941	1263764	631882	0.00
2 Chlorobenzene-d5	561051	280526	1122102	561051	0.00
3 1,4-Dichlorobenze	314684	157342	629368	314684	0.00

		RT LIMIT			
COMPOUND	STANDARD	LOWER	UPPER	SAMPLE	%DIFF
1 Fluorobenzene	5.45	4.95	5.95	5.45	0.00
2 Chlorobenzene-d5	8.14	7.64	8.64	8.14	0.00
3 1,4-Dichlorobenze	10.38	9.88	10.88	10.38	0.00

AREA UPPER LIMIT = +100% of internal standard area.
AREA LOWER LIMIT = - 50% of internal standard area.
RT UPPER LIMIT = + 0.50 minutes of internal standard RT.
RT LOWER LIMIT = - 0.50 minutes of internal standard RT.



Data File: \\cansvr11\dd\chem\MSV\a3ux12.i\T90409A.b\UX125146.D
Date : 09-APR-2009 16:48
Client ID:
Sample Info: 100NG-CC
Purge Volume: 5.0
Column phase: DB624

Instrument: a3ux12.i
Operator: 1903
Column diameter: 0.18

\\cansvr11\dd\chem\MSV\a3ux12.i\T90409A.b\UX125146.D

TestAmerica
THE LEADER IN ENVIRONMENTAL TESTING

RAW QC DATA

TestAmerica North Canton

Data file : \\cansvr11\dd\chem\MSV\a3ux8a.i\M90407A-IC.b\BFB8808.D
Lab Smp Id: 50NG INJECTION OF B Client Smp ID: 50NGBFB
Inj Date : 07-APR-2009 18:38
Operator : 402279 Inst ID: a3ux8a.i
Smp Info : 50NG INJECTION OF BFB
Misc Info : M90407A-IC,BFBSUX8,,402279
Comment   :
Method   : \\cansvr11\dd\chem\MSV\a3ux8a.i\M90407A-IC.b\BFBSUX8.m
Meth Date : 12-Nov-2003 19:41 laveyt Quant Type: ESTD
Cal Date : Cal File:
Als bottle: 2 QC Sample: BFB
Dil Factor: 1.00000
Integrator: HP RTE Compound Sublist: all.sub
Target Version: 4.14 Sample Matrix: SOIL
Processing Host: CANSVR11

Concentration Formula: Amt * DF * Uf * Vf * CpndVariable

Name	Value	Description
DF	1.000	Dilution Factor
Uf	1.000	ng unit correction factor
Vf	1.000	Volumetric correction factor
Cpnd Variable		Local Compound Variable

RT	EXP RT	DLT RT	MASS	RESPONSE	CONCENTRATIONS ON-COL (ug/L)	CONCENTRATIONS FINAL (ug/Kg)	TARGET RANGE	RATIO
1 bfb						CAS #: 460-00-4		
3.838	3.542	0.296	95	20912			100.00- 100.00	100.00
3.838	3.542	0.296	50	6461			15.00- 40.00	30.90
3.838	3.542	0.296	75	9213			30.00- 60.00	44.06
3.838	3.542	0.296	96	1486			5.00- 9.00	7.11
3.838	3.542	0.296	173	0	0.0	0.0	0.00- 2.00	0.00
3.838	3.542	0.296	174	15302			50.00- 100.00	73.17
3.838	3.542	0.296	175	1119			5.00- 9.00	7.31
3.838	3.542	0.296	176	14624			95.00- 101.00	95.57
3.838	3.542	0.296	177	1024			5.00- 9.00	7.00

Data File: \\cansvr11\dd\chem\MSV\a3ux8a.i\M90407A-IC.b\BFB8808.D

Page 1

Date : 07-APR-2009 18:38

Client ID: 50NGBFB

Instrument: a3ux8a.i

Sample Info: 50NG INJECTION OF BFB

Operator: 402279

Column phase: DB624 20m

Column diameter: 0.18

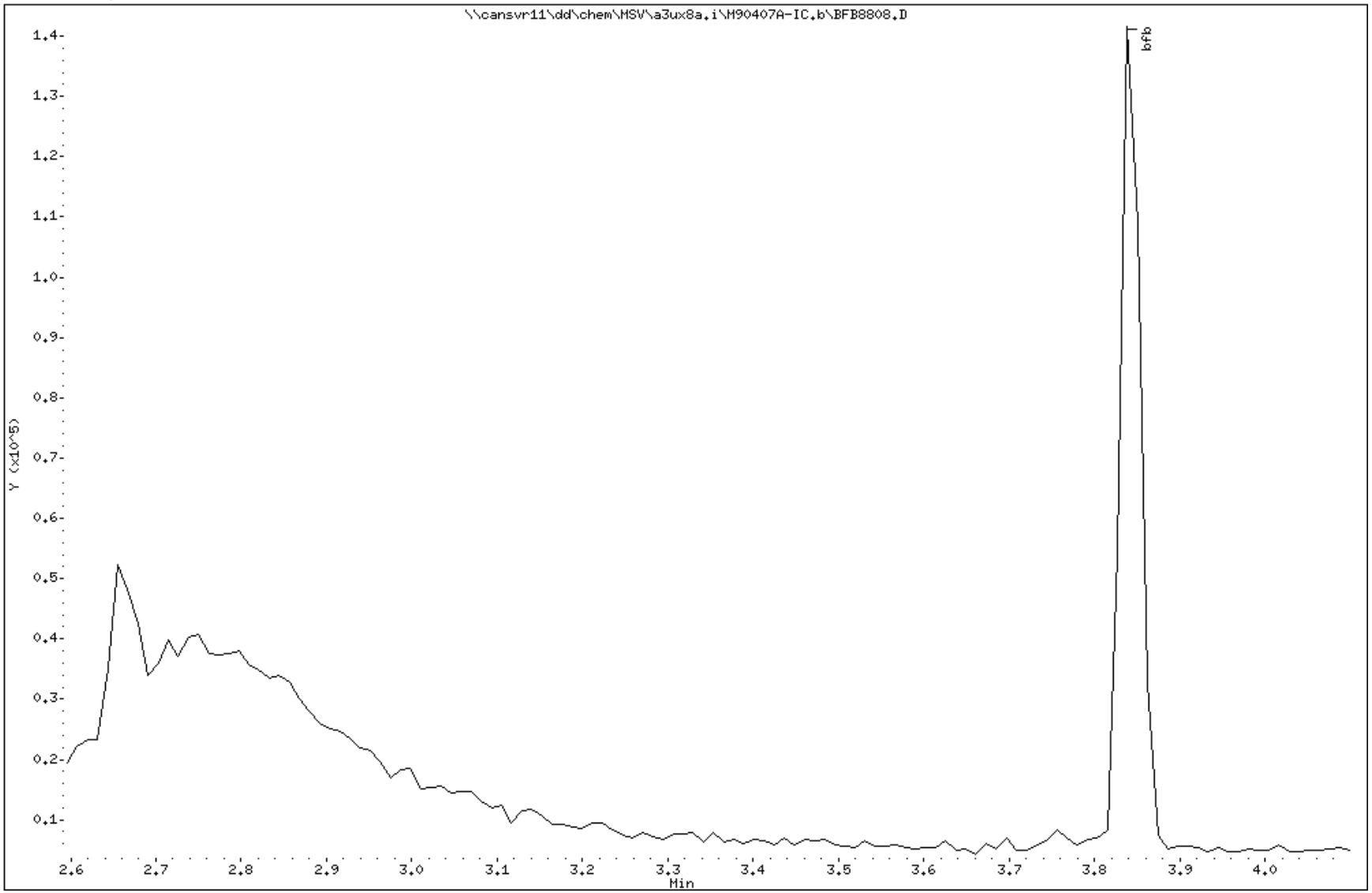

Data File: \\cansvr11\dd\chem\MSV\a3ux8a.i\M90407A-IC.b\BFB8808.D

Date : 07-APR-2009 18:38

Client ID: 50NGBFB

Instrument: a3ux8a.i

Sample Info: 50NG INJECTION OF BFB

Operator: 402279

Column phase: DB624 20m

Column diameter: 0.18

1 bfb

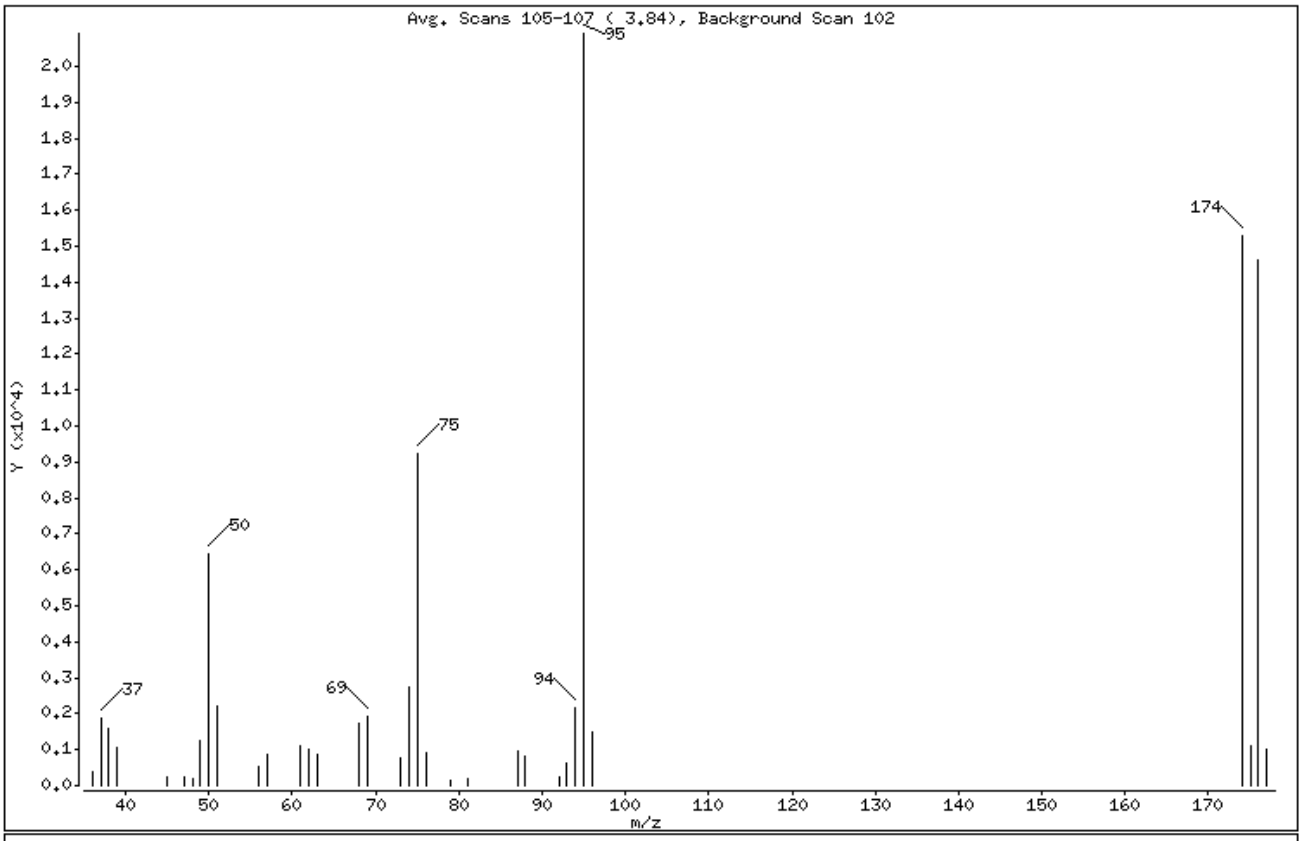

m/e	ION ABUNDANCE CRITERIA	% RELATIVE ABUNDANCE
95	Base Peak, 100% relative abundance	100.00
50	15.00 - 40.00% of mass 95	30.90
75	30.00 - 60.00% of mass 95	44.06
96	5.00 - 9.00% of mass 95	7.11
173	Less than 2.00% of mass 174	0.00 (0.00)
174	50.00 - 100.00% of mass 95	73.17
175	5.00 - 9.00% of mass 174	5.35 (7.31)
176	95.00 - 101.00% of mass 174	69.93 (95.57)
177	5.00 - 9.00% of mass 176	4.90 (7.00)

Date : 07-APR-2009 18:38

Client ID: 50NGBFB Instrument: a3ux8a.i

Sample Info: 50NG INJECTION OF BFB

Operator: 402279

Column phase: DB624 20m Column diameter: 0.18

Data File: BFB8808.D
Spectrum: Avg. Scans 105-107 (3.84), Background Scan 102
Location of Maximum: 95.00
Number of points: 34

m/z	Y	m/z	Y	m/z	Y	m/z	Y
36.00	361	51.00	2211	74.00	2739	94.00	2158
37.00	1878	56.00	544	75.00	9213	95.00	20912
38.00	1574	57.00	888	76.00	920	96.00	1486
39.00	1038	61.00	1084	79.00	167	174.00	15302
45.00	240	62.00	988	81.00	212	175.00	1119
47.00	234	63.00	871	87.00	972	176.00	14624
48.00	173	68.00	1725	88.00	811	177.00	1024
49.00	1260	69.00	1931	92.00	217		
50.00	6461	73.00	788	93.00	634		

TestAmerica North Canton

Data file : \\cansvr11\dd\chem\MSV\a3ux8a.i\M90408A.b\BFB8810.D
Lab Smp Id: 50NG INJECTION OF B Client Smp ID: 50NGBFB
Inj Date : 08-APR-2009 17:38
Operator : 402279 Inst ID: a3ux8a.i
Smp Info : 50NG INJECTION OF BFB
Misc Info : M90408A,BFBSUX8,,402279
Comment   :
Method   : \\cansvr11\dd\chem\MSV\a3ux8a.i\M90408A.b\BFBSUX8.m
Meth Date : 12-Nov-2003 19:41 laveyt Quant Type: ESTD
Cal Date : Cal File:
Als bottle: 2 QC Sample: BFB
Dil Factor: 1.00000
Integrator: HP RTE Compound Sublist: all.sub
Target Version: 4.14 Sample Matrix: SOIL
Processing Host: CANSVR11

Concentration Formula: Amt * DF * Uf * Vf * CpndVariable

Name	Value	Description
DF	1.000	Dilution Factor
Uf	1.000	ng unit correction factor
Vf	1.000	Volumetric correction factor
Cpnd Variable		Local Compound Variable

RT	EXP RT	DLT RT	MASS	RESPONSE	CONCENTRATIONS ON-COL (ug/L)	CONCENTRATIONS FINAL (ug/Kg)	TARGET RANGE	RATIO
1 bfb						CAS #: 460-00-4		
3.848	3.542	0.306	95	13465			100.00- 100.00	100.00
3.848	3.542	0.306	50	4857			15.00- 40.00	36.07
3.848	3.542	0.306	75	5985			30.00- 60.00	44.45
3.848	3.542	0.306	96	1087			5.00- 9.00	8.07
3.848	3.542	0.306	173	0	0.0	0.0	0.00- 2.00	0.00
3.848	3.542	0.306	174	10031			50.00- 100.00	74.50
3.848	3.542	0.306	175	572			5.00- 9.00	5.70
3.848	3.542	0.306	176	9621			95.00- 101.00	95.91
3.848	3.542	0.306	177	779			5.00- 9.00	8.10

Data File: \\cansvr11\dd\chem\MSV\a3ux8a.i\M90408A.b\BFB8810.D

Page 1

Date : 08-APR-2009 17:38

Client ID: 50NGBFB

Instrument: a3ux8a.i

Sample Info: 50NG INJECTION OF BFB

Operator: 402279

Column phase: DB624 20m

Column diameter: 0.18

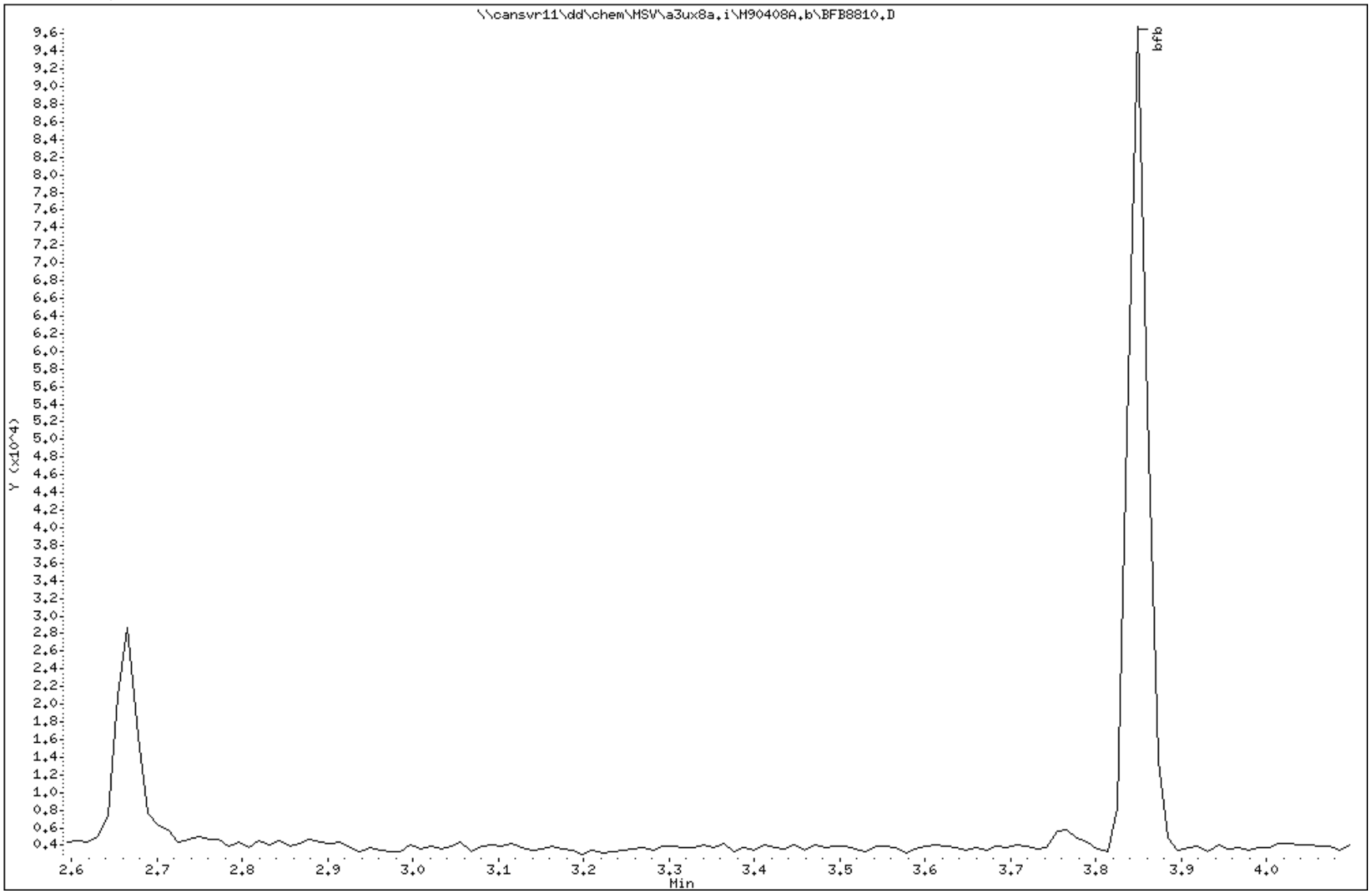

Data File: \\cansvr11\dd\chem\MSV\a3ux8a.i\M90408A.b\BFB8810.D

Date : 08-APR-2009 17:38

Client ID: 50NGBFB

Instrument: a3ux8a.i

Sample Info: 50NG INJECTION OF BFB

Operator: 402279

Column phase: DB624 20m

Column diameter: 0.18

1 bfb

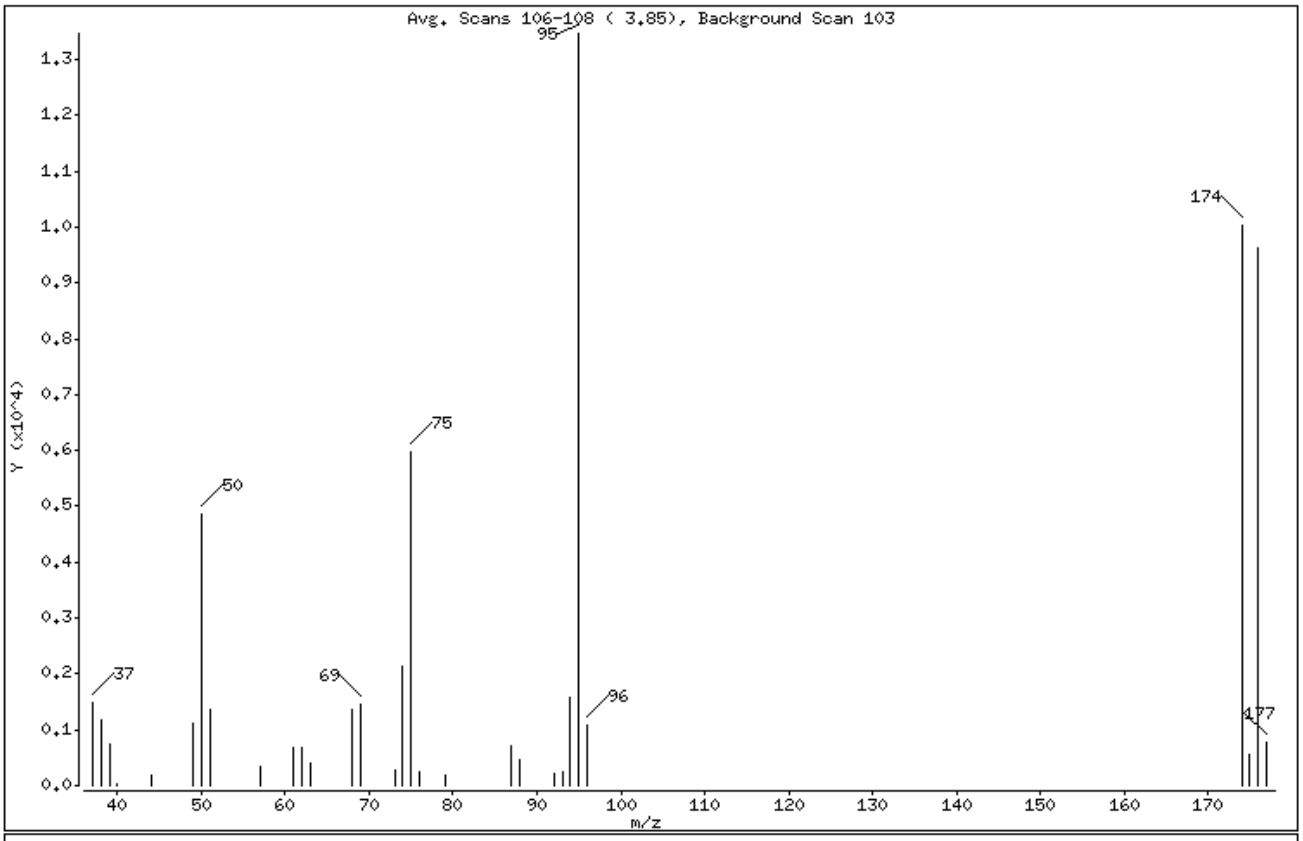

m/e	ION ABUNDANCE CRITERIA	% RELATIVE ABUNDANCE
95	Base Peak, 100% relative abundance	100.00
50	15.00 - 40.00% of mass 95	36.07
75	30.00 - 60.00% of mass 95	44.45
96	5.00 - 9.00% of mass 95	8.07
173	Less than 2.00% of mass 174	0.00 (0.00)
174	50.00 - 100.00% of mass 95	74.50
175	5.00 - 9.00% of mass 174	4.25 (5.70)
176	95.00 - 101.00% of mass 174	71.45 (95.91)
177	5.00 - 9.00% of mass 176	5.79 (8.10)

Date : 08-APR-2009 17:38

Client ID: 50NGBFB Instrument: a3ux8a.i

Sample Info: 50NG INJECTION OF BFB

Operator: 402279

Column phase: DB624 20m Column diameter: 0.18

Data File: BFB8810.D
Spectrum: Avg. Scans 106-108 (3.85), Background Scan 103
Location of Maximum: 95.00
Number of points: 30

m/z	Y	m/z	Y	m/z	Y	m/z	Y
37.00	1486	57.00	347	75.00	5985	95.00	13465
38.00	1175	61.00	681	76.00	241	96.00	1087
39.00	757	62.00	669	79.00	192	174.00	10031
40.00	45	63.00	417	87.00	707	175.00	572
44.00	201	68.00	1352	88.00	476	176.00	9621
49.00	1114	69.00	1448	92.00	212	177.00	779
50.00	4857	73.00	278	93.00	238		
51.00	1377	74.00	2128	94.00	1583		

TestAmerica North Canton

Data file : \\cansvr11\dd\chem\MSV\a3ux10.i\P90402A-IC.b\BFB3217.D
Lab Smp Id: 50ng bfb Client Smp ID: 50NG BFB
Inj Date : 02-APR-2009 10:07
Operator : 1904 Inst ID: a3ux10.i
Smp Info :
Misc Info : P90402A-IC,BFBUX10,,1904
Comment   :
Method   : \\cansvr11\dd\chem\MSV\a3ux10.i\P90402A-IC.b\BFBUX10.m
Meth Date : 22-Dec-2003 12:41 Quant Type: ESTD
Cal Date : 01-MAR-2000 19:29 Cal File: uxx0287.d
Als bottle: 44 QC Sample: BFB
Dil Factor: 1.00000
Integrator: HP RTE Compound Sublist: all.sub
Target Version: 4.14 Sample Matrix: WATER
Processing Host: CANSVR11

Concentration Formula: Amt * DF * Uf * Vf * Vi * CpndVariable

Name	Value	Description
DF	1.000	Dilution Factor
Uf	1.000	ng unit correction factor
Vf	1.000	Volumetric correction factor
Vi	1.000	Injection Volume
Cpnd Variable		Local Compound Variable

RT	EXP RT	DLT RT	MASS	RESPONSE	CONCENTRATIONS ON-COL (ug/L)	CONCENTRATIONS FINAL (ug/L)	TARGET RANGE	RATIO
1 bfb						CAS #: 460-00-4		
3.889	3.590	0.299	95	163264			100.00- 100.00	100.00
3.889	3.590	0.299	50	28072			15.00- 40.00	17.19
3.889	3.590	0.299	75	78968			30.00- 60.00	48.37
3.889	3.590	0.299	96	11317			5.00- 9.00	6.93
3.889	3.590	0.299	173	390			0.00- 2.00	0.26
3.889	3.590	0.299	174	150976			50.00- 100.00	92.47
3.889	3.590	0.299	175	11257			5.00- 9.00	7.46
3.889	3.590	0.299	176	146880			95.00- 101.00	97.29
3.889	3.590	0.299	177	9309			5.00- 9.00	6.34

Data File: \\cansvr11\dd\chem\MSV\a3ux10.i\P90402A-IC.b\BFB3217.D Page 1
Date : 02-APR-2009 10:07
Client ID: 50NG BFB Instrument: a3ux10.i
Sample Info:
Volume Injected (uL): 1.0 Operator: 1904
Column phase: DB624 20M Column diameter: 0.18

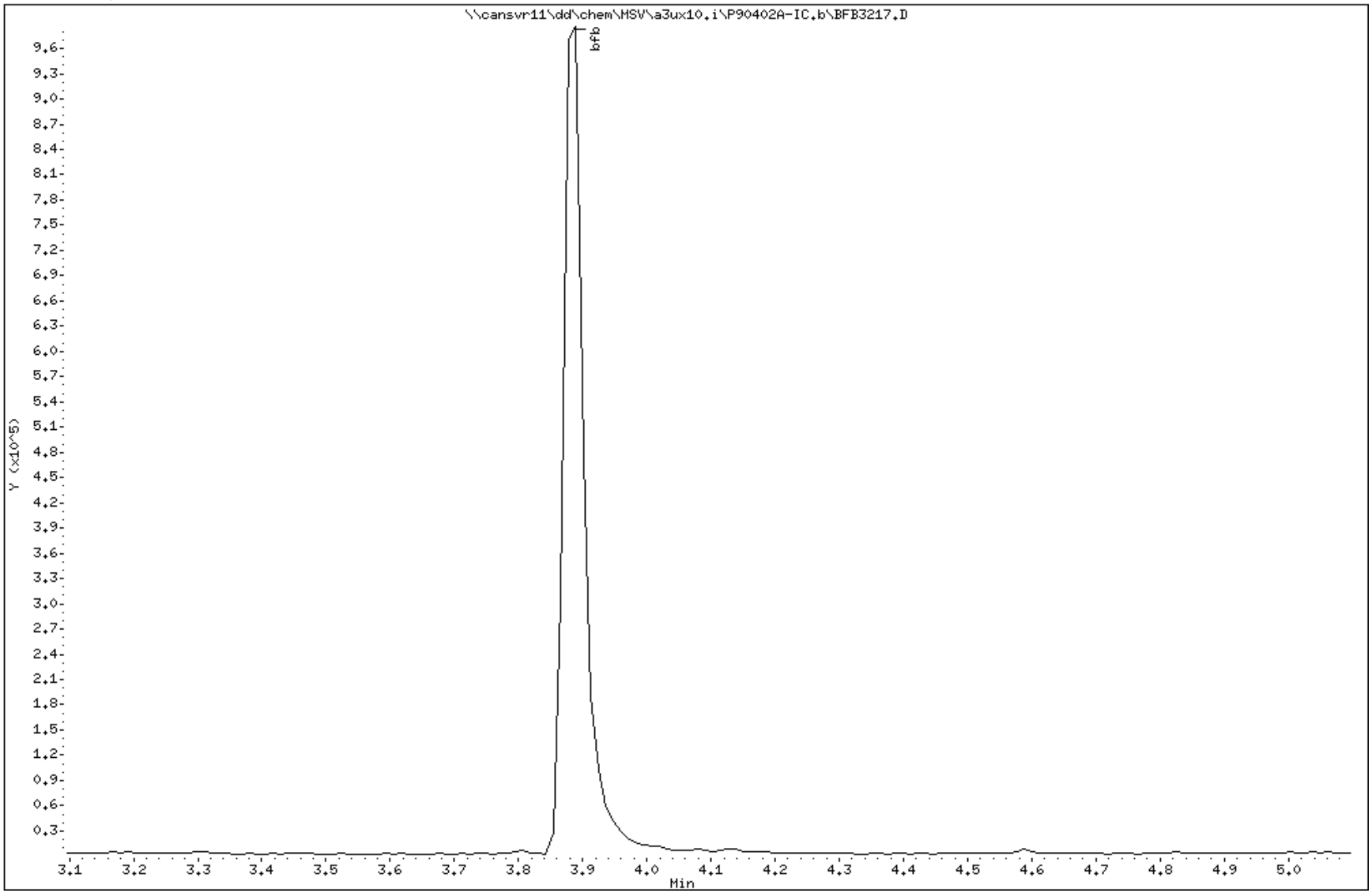

Data File: \\cansvr11\dd\chem\MSV\a3ux10.i\P90402A-IC.b\BFB3217.D

Date : 02-APR-2009 10:07

Client ID: 50NG BFB Instrument: a3ux10.i

Sample Info:

Volume Injected (uL): 1.0 Operator: 1904

Column phase: DB624 20M Column diameter: 0.18

1 bfb

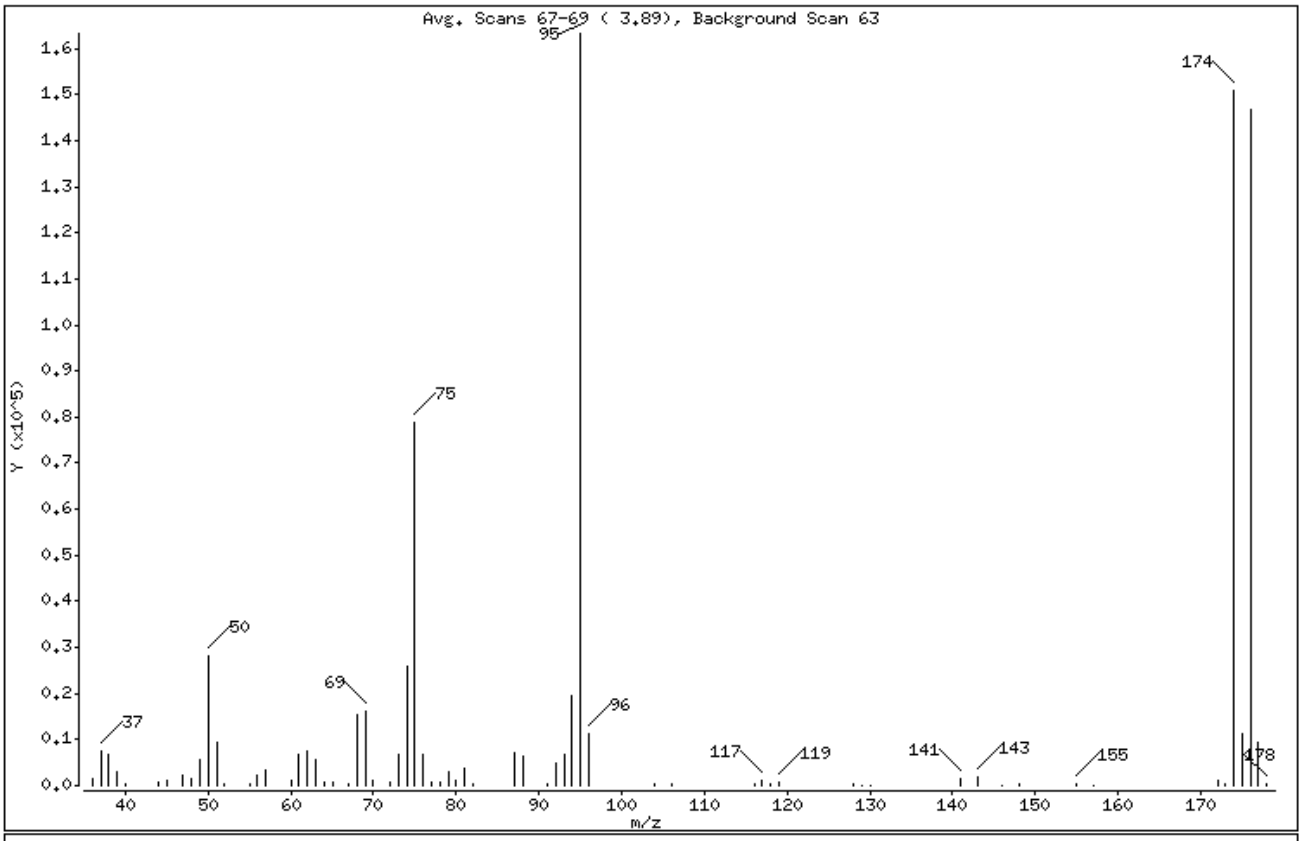

m/e	ION ABUNDANCE CRITERIA	% RELATIVE ABUNDANCE
95	Base Peak, 100% relative abundance	100.00
50	15.00 - 40.00% of mass 95	17.19
75	30.00 - 60.00% of mass 95	48.37
96	5.00 - 9.00% of mass 95	6.93
173	Less than 2.00% of mass 174	0.24 (0.26)
174	50.00 - 100.00% of mass 95	92.47
175	5.00 - 9.00% of mass 174	6.89 (7.46)
176	95.00 - 101.00% of mass 174	89.96 (97.29)
177	5.00 - 9.00% of mass 176	5.70 (6.34)

Date : 02-APR-2009 10:07

Client ID: 50NG BFB Instrument: a3ux10.i

Sample Info:

Volume Injected (uL): 1.0 Operator: 1904

Column phase: DB624 20M Column diameter: 0.18

Data File: BFB3217.D
Spectrum: Avg. Scans 67-69 (3.89), Background Scan 63
Location of Maximum: 95.00
Number of points: 67

m/z	Y	m/z	Y	m/z	Y	m/z	Y
36.00	1595	61.00	6871	80.00	1085	128.00	345
37.00	7551	62.00	7544	81.00	3669	129.00	167
38.00	6650	63.00	5507	82.00	534	130.00	176
39.00	2981	64.00	724	87.00	7202	141.00	1654
40.00	465	65.00	912	88.00	6225	143.00	1819
44.00	724	67.00	233	91.00	256	146.00	174
45.00	1134	68.00	15492	92.00	4804	148.00	364
47.00	2153	69.00	16089	93.00	6623	155.00	210
48.00	1473	70.00	1302	94.00	19536	157.00	172
49.00	5685	72.00	822	95.00	163264	172.00	1186
50.00	28072	73.00	6802	96.00	11317	173.00	390
51.00	9260	74.00	26080	104.00	229	174.00	150976
52.00	494	75.00	78968	106.00	507	175.00	11257
55.00	467	76.00	6709	116.00	197	176.00	146880
56.00	2087	77.00	901	117.00	1252	177.00	9309
57.00	3557	78.00	793	118.00	419	178.00	288
60.00	1290	79.00	3150	119.00	792		

TestAmerica North Canton

Data file : \\cansvr11\dd\chem\MSV\a3ux10.i\P90403A.b\BFB3218.D
Lab Smp Id: 50ng bfb Client Smp ID: 50NG BFB
Inj Date : 03-APR-2009 09:35
Operator : 1904 Inst ID: a3ux10.i
Smp Info :
Misc Info : P90403A,BFBUX10,,1904
Comment   :
Method   : \\cansvr11\dd\chem\MSV\a3ux10.i\P90403A.b\BFBUX10.m
Meth Date : 22-Dec-2003 12:41 Quant Type: ESTD
Cal Date : 01-MAR-2000 19:29 Cal File: uxx0287.d
Als bottle: 32 QC Sample: BFB
Dil Factor: 1.00000
Integrator: HP RTE Compound Sublist: all.sub
Target Version: 4.14 Sample Matrix: WATER
Processing Host: CANSVR11

Concentration Formula: Amt * DF * Uf * Vf * Vi * CpndVariable

Name	Value	Description
DF	1.000	Dilution Factor
Uf	1.000	ng unit correction factor
Vf	1.000	Volumetric correction factor
Vi	1.000	Injection Volume
Cpnd Variable		Local Compound Variable

RT	EXP RT	DLT RT	MASS	RESPONSE	CONCENTRATIONS ON-COL (ug/L)	CONCENTRATIONS FINAL (ug/L)	TARGET RANGE	RATIO
1 bfb						CAS #: 460-00-4		
3.888	3.590	0.298	95	172992			100.00- 100.00	100.00
3.888	3.590	0.298	50	31216			15.00- 40.00	18.04
3.888	3.590	0.298	75	80920			30.00- 60.00	46.78
3.888	3.590	0.298	96	12149			5.00- 9.00	7.02
3.888	3.590	0.298	173	1109			0.00- 2.00	0.70
3.888	3.590	0.298	174	157696			50.00- 100.00	91.16
3.888	3.590	0.298	175	10566			5.00- 9.00	6.70
3.888	3.590	0.298	176	157952			95.00- 101.00	100.16
3.888	3.590	0.298	177	10065			5.00- 9.00	6.37

Data File: \\cansvr11\dd\chem\MSV\a3ux10.i\P90403A.b\BFB3218.D

Date : 03-APR-2009 09:35

Client ID: 50NG BFB

Instrument: a3ux10.i

Sample Info:

Volume Injected (uL): 1.0

Operator: 1904

Column phase: DB624 20M

Column diameter: 0.18

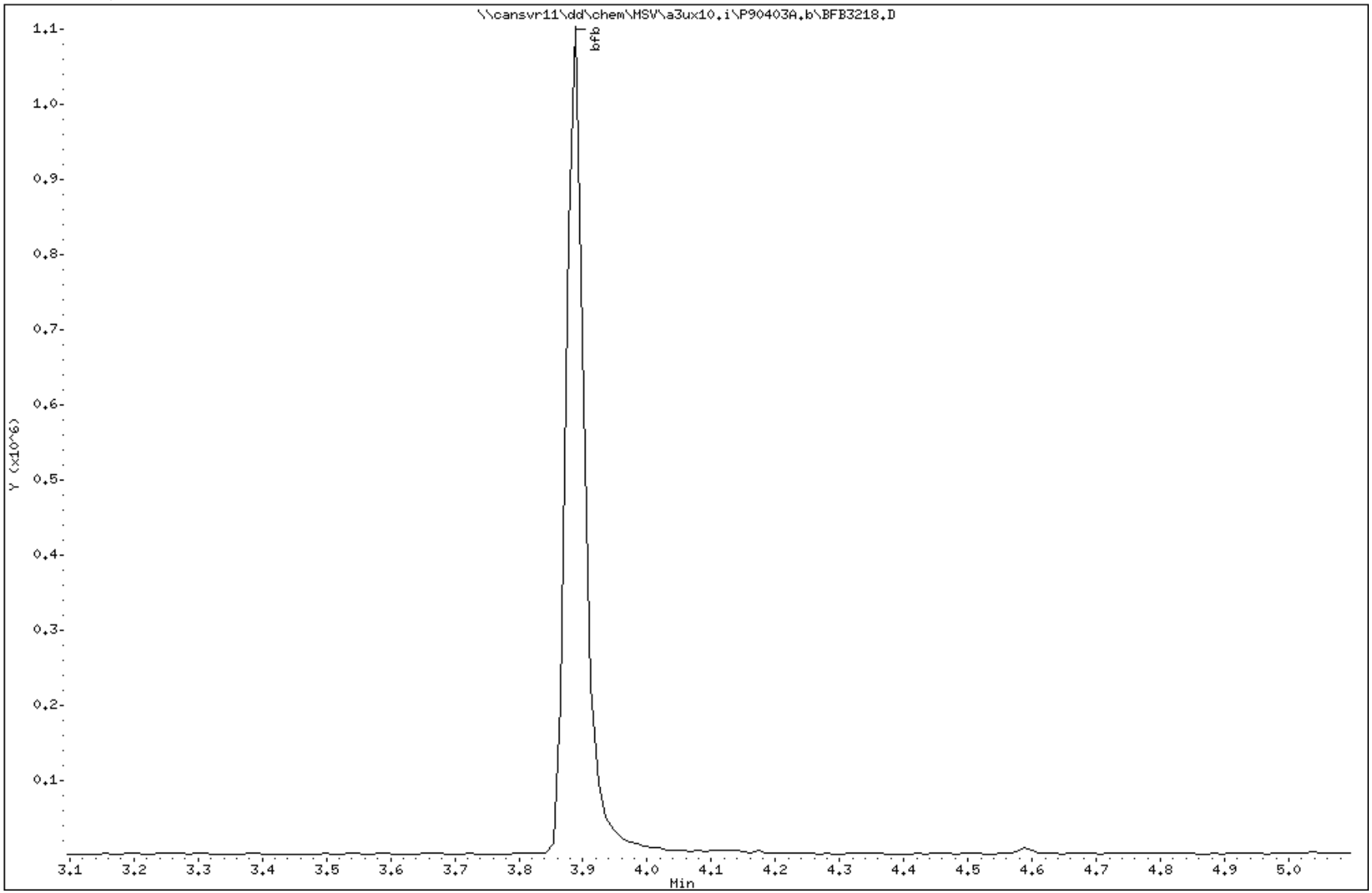

Data File: \\cansvr11\dd\chem\MSV\a3ux10.i\P90403A.b\BFB3218.D

Date : 03-APR-2009 09:35

Client ID: 50NG BFB

Instrument: a3ux10.i

Sample Info:

Volume Injected (uL): 1.0

Operator: 1904

Column phase: DB624 20M

Column diameter: 0.18

1 bfb

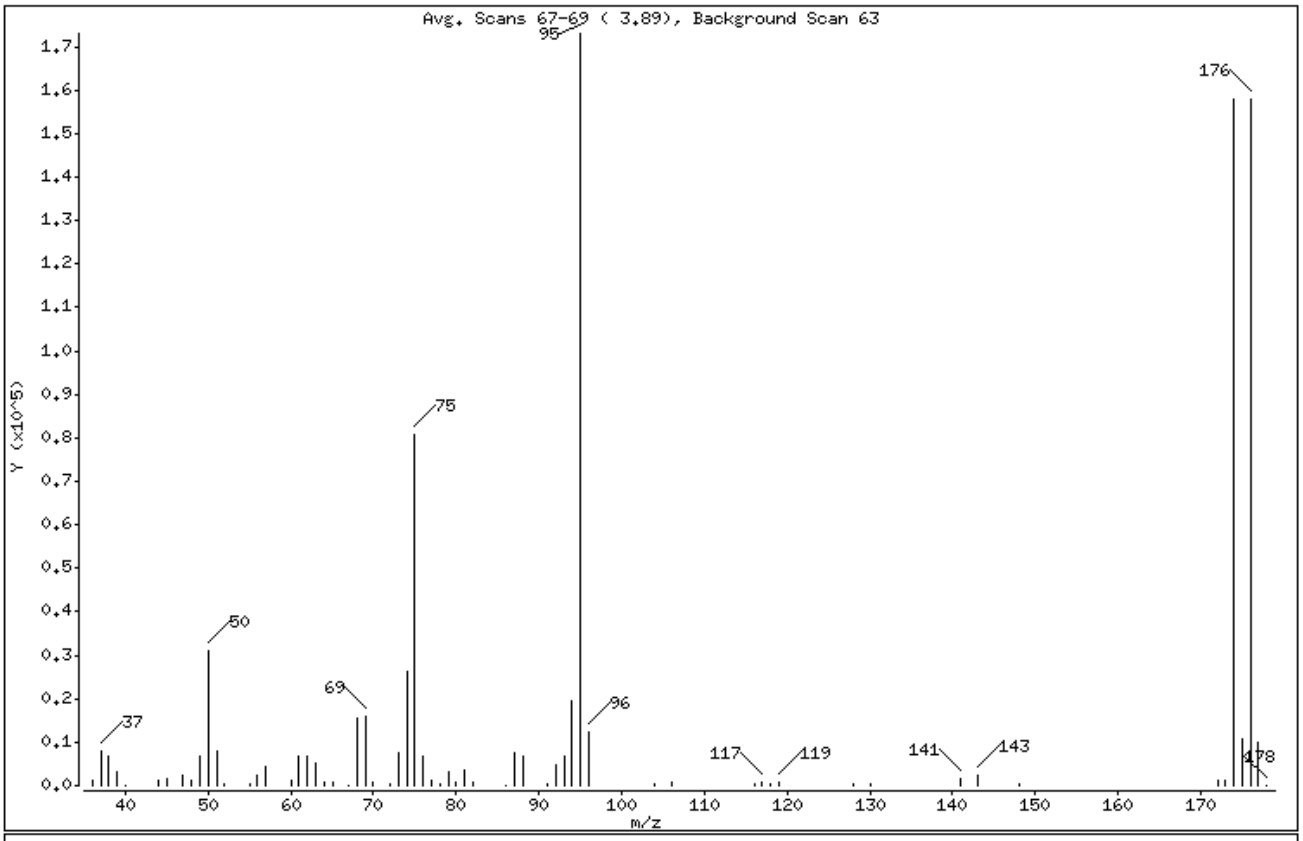

m/e	ION ABUNDANCE CRITERIA	% RELATIVE ABUNDANCE
95	Base Peak, 100% relative abundance	100.00
50	15.00 - 40.00% of mass 95	18.04
75	30.00 - 60.00% of mass 95	46.78
96	5.00 - 9.00% of mass 95	7.02
173	Less than 2.00% of mass 174	0.64 (0.70)
174	50.00 - 100.00% of mass 95	91.16
175	5.00 - 9.00% of mass 174	6.11 (6.70)
176	95.00 - 101.00% of mass 174	91.31 (100.16)
177	5.00 - 9.00% of mass 176	5.82 (6.37)

Data File: \\cansvr11\dd\chem\MSV\a3ux10.i\P90403A.b\BFB3218.D

Date : 03-APR-2009 09:35

Client ID: 50NG BFB

Instrument: a3ux10.i

Sample Info:

Volume Injected (uL): 1.0

Operator: 1904

Column phase: DB624 20M

Column diameter: 0.18

Data File: BFB3218.D
Spectrum: Avg. Scans 67-69 (3.89), Background Scan 63
Location of Maximum: 95.00
Number of points: 64

m/z	Y	m/z	Y	m/z	Y	m/z	Y
36.00	1288	61.00	6635	80.00	938	119.00	656
37.00	8079	62.00	6675	81.00	3451	128.00	498
38.00	6563	63.00	5326	82.00	710	130.00	580
39.00	3134	64.00	745	86.00	183	141.00	1527
40.00	96	65.00	804	87.00	7404	143.00	2248
44.00	1194	67.00	183	88.00	6637	148.00	392
45.00	1494	68.00	15629	91.00	433	172.00	1026
47.00	2312	69.00	15907	92.00	4918	173.00	1109
48.00	1313	70.00	962	93.00	6951	174.00	157696
49.00	6709	72.00	572	94.00	19520	175.00	10566
50.00	31216	73.00	7491	95.00	172992	176.00	157952
51.00	8094	74.00	26432	96.00	12149	177.00	10065
52.00	230	75.00	80920	104.00	455	178.00	173
55.00	512	76.00	6921	106.00	712		
56.00	2354	77.00	1122	116.00	524		
57.00	4500	78.00	550	117.00	732		
60.00	1331	79.00	3005	118.00	439		

TestAmerica North Canton

Data file : \\cansvr11\dd\chem\MSV\a3ux12.i\T81201-IC.b\BFB854.D
Lab Smp Id: 50ng bfb Client Smp ID: 50NG BFB
Inj Date : 01-DEC-2008 16:59
Operator : 1903 Inst ID: a3ux12.i
Smp Info :
Misc Info : T81201-IC,BFBUX12,,1903
Comment   :
Method   : \\cansvr11\dd\chem\MSV\a3ux12.i\T81201-IC.b\BFBUX12.m
Meth Date : 14-May-2008 15:55 laveyt Quant Type: ESTD
Cal Date : 01-MAR-2000 19:29 Cal File: uxx0287.d
Als bottle: 2 QC Sample: BFB
Dil Factor: 1.00000
Integrator: HP RTE Compound Sublist: all.sub
Target Version: 4.14 Sample Matrix: WATER
Processing Host: CANSVR11

Concentration Formula: Amt * DF * Uf * Vf * Vi * CpndVariable

Name	Value	Description
DF	1.000	Dilution Factor
Uf	1.000	ng unit correction factor
Vf	1.000	Volumetric correction factor
Vi	1.000	Injection Volume
Cpnd Variable		Local Compound Variable

RT	EXP RT	DLT RT	MASS	RESPONSE	CONCENTRATIONS ON-COL (ug/L)	CONCENTRATIONS FINAL (ug/L)	TARGET RANGE	RATIO
1 bfb						CAS #: 460-00-4		
3.851	3.850	0.001	95	114288			100.00- 100.00	100.00
3.851	3.850	0.001	50	21232			15.00- 40.00	18.58
3.851	3.850	0.001	75	56160			30.00- 60.00	49.14
3.851	3.850	0.001	96	7750			5.00- 9.00	6.78
3.851	3.850	0.001	173	0	0.0	0.0	0.00- 2.00	0.00
3.851	3.850	0.001	174	98800			50.00- 100.00	86.45
3.851	3.850	0.001	175	7634			5.00- 9.00	7.73
3.851	3.850	0.001	176	96808			95.00- 101.00	97.98
3.851	3.850	0.001	177	6606			5.00- 9.00	6.82

Data File: \\cansvr11\dd\chem\MSV\a3ux12.i\T81201-IC.b\BFB854.D Page 1

Date : 01-DEC-2008 16:59

Client ID: 50NG BFB Instrument: a3ux12.i

Sample Info:

Volume Injected (uL): 1.0 Operator: 1903

Column phase: DB624 20M Column diameter: 0.18

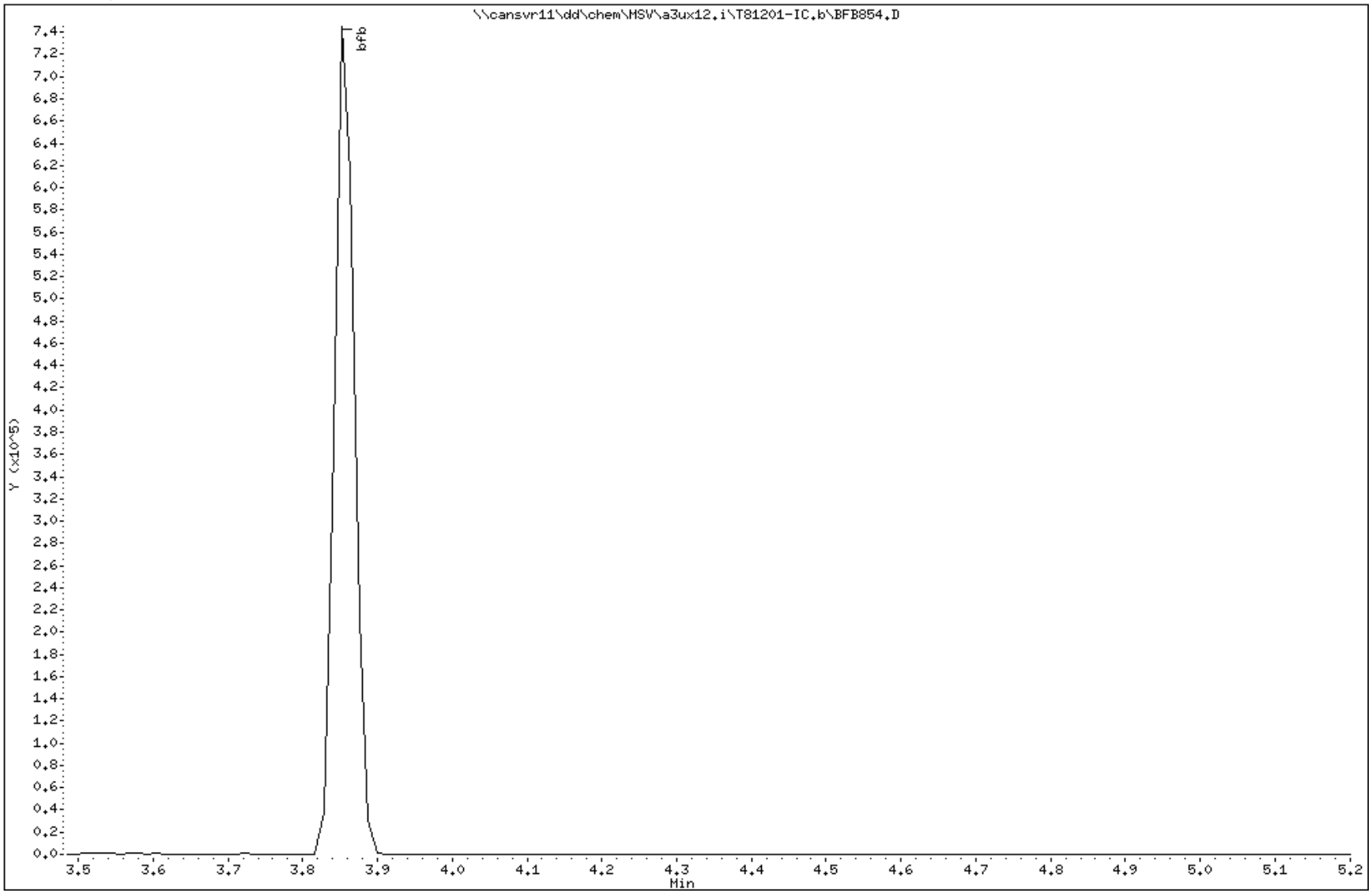

Data File: \\cansvr11\dd\chem\MSV\a3ux12.i\T81201-IC.b\BFB854.D

Date : 01-DEC-2008 16:59

Client ID: 50NG BFB

Instrument: a3ux12.i

Sample Info:

Volume Injected (uL): 1.0

Operator: 1903

Column phase: DB624 20M

Column diameter: 0.18

1 bfb

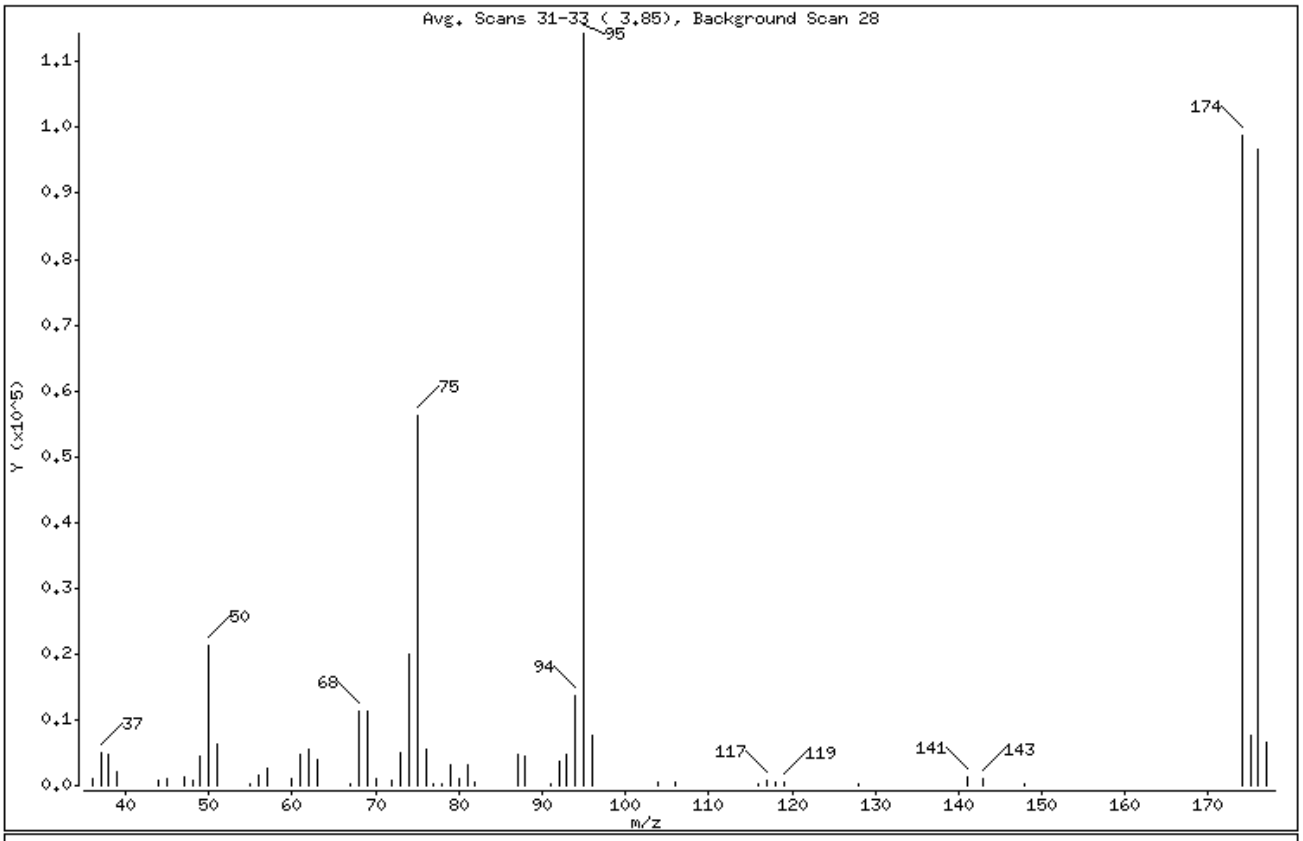

m/e	ION ABUNDANCE CRITERIA	% RELATIVE ABUNDANCE
95	Base Peak, 100% relative abundance	100.00
50	15.00 - 40.00% of mass 95	18.58
75	30.00 - 60.00% of mass 95	49.14
96	5.00 - 9.00% of mass 95	6.78
173	Less than 2.00% of mass 174	0.00 (0.00)
174	50.00 - 100.00% of mass 95	86.45
175	5.00 - 9.00% of mass 174	6.68 (7.73)
176	95.00 - 101.00% of mass 174	84.71 (97.98)
177	5.00 - 9.00% of mass 176	5.78 (6.82)

Date : 01-DEC-2008 16:59

Client ID: 50NG BFB Instrument: a3ux12.i

Sample Info:

Volume Injected (uL): 1.0 Operator: 1903

Column phase: DB624 20M Column diameter: 0.18

Data File: BFB854.D
Spectrum: Avg. Scans 31-33 (3.85), Background Scan 28
Location of Maximum: 95.00
Number of points: 55

m/z	Y	m/z	Y	m/z	Y	m/z	Y
36.00	1011	60.00	989	78.00	385	106.00	567
37.00	4972	61.00	4859	79.00	3033	116.00	223
38.00	4815	62.00	5479	80.00	957	117.00	761
39.00	2065	63.00	4008	81.00	3275	118.00	460
44.00	810	67.00	170	82.00	628	119.00	491
45.00	932	68.00	11207	87.00	4855	128.00	261
47.00	1397	69.00	11196	88.00	4469	141.00	1300
48.00	724	70.00	1031	91.00	208	143.00	984
49.00	4552	72.00	758	92.00	3714	148.00	168
50.00	21232	73.00	5040	93.00	4703	174.00	98800
51.00	6262	74.00	19864	94.00	13598	175.00	7634
55.00	182	75.00	56160	95.00	114288	176.00	96808
56.00	1493	76.00	5400	96.00	7750	177.00	6606
57.00	2653	77.00	222	104.00	506		

TestAmerica North Canton

Data file : \\cansvr11\dd\chem\MSV\a3ux12.i\T90409A.b\BFB934.D
Lab Smp Id: 50ng bfb Client Smp ID: 50NG BFB
Inj Date : 09-APR-2009 16:21
Operator : 1903 Inst ID: a3ux12.i
Smp Info :
Misc Info : T90409A,BFBUX12,,1903
Comment   :
Method   : \\cansvr11\dd\chem\MSV\a3ux12.i\T90409A.b\BFBUX12.m
Meth Date : 14-May-2008 15:55 laveyt Quant Type: ESTD
Cal Date : 01-MAR-2000 19:29 Cal File: uxx0287.d
Als bottle: 2 QC Sample: BFB
Dil Factor: 1.00000
Integrator: HP RTE Compound Sublist: all.sub
Target Version: 4.14 Sample Matrix: WATER
Processing Host: CANSVR11

Concentration Formula: Amt * DF * Uf * Vf * Vi * CpndVariable

Name	Value	Description
DF	1.000	Dilution Factor
Uf	1.000	ng unit correction factor
Vf	1.000	Volumetric correction factor
Vi	1.000	Injection Volume
Cpnd Variable		Local Compound Variable

RT	EXP RT	DLT RT	MASS	RESPONSE	CONCENTRATIONS ON-COL (ug/L)	CONCENTRATIONS FINAL (ug/L)	TARGET RANGE	RATIO
1 bfb						CAS #: 460-00-4		
3.923	3.850	0.073	95	102248			100.00- 100.00	100.00
3.923	3.850	0.073	50	18248			15.00- 40.00	17.85
3.923	3.850	0.073	75	50928			30.00- 60.00	49.81
3.923	3.850	0.073	96	7354			5.00- 9.00	7.19
3.923	3.850	0.073	173	0	0.0	0.0	0.00- 2.00	0.00
3.923	3.850	0.073	174	90880			50.00- 100.00	88.88
3.923	3.850	0.073	175	7262			5.00- 9.00	7.99
3.923	3.850	0.073	176	87536			95.00- 101.00	96.32
3.923	3.850	0.073	177	6104			5.00- 9.00	6.97

Data File: \\cansvr11\dd\chem\MSV\a3ux12.i\T90409A.b\BFB934.D

Date : 09-APR-2009 16:21

Client ID: 50NG BFB

Instrument: a3ux12.i

Sample Info:

Volume Injected (uL): 1.0

Operator: 1903

Column phase: DB624 20M

Column diameter: 0.18

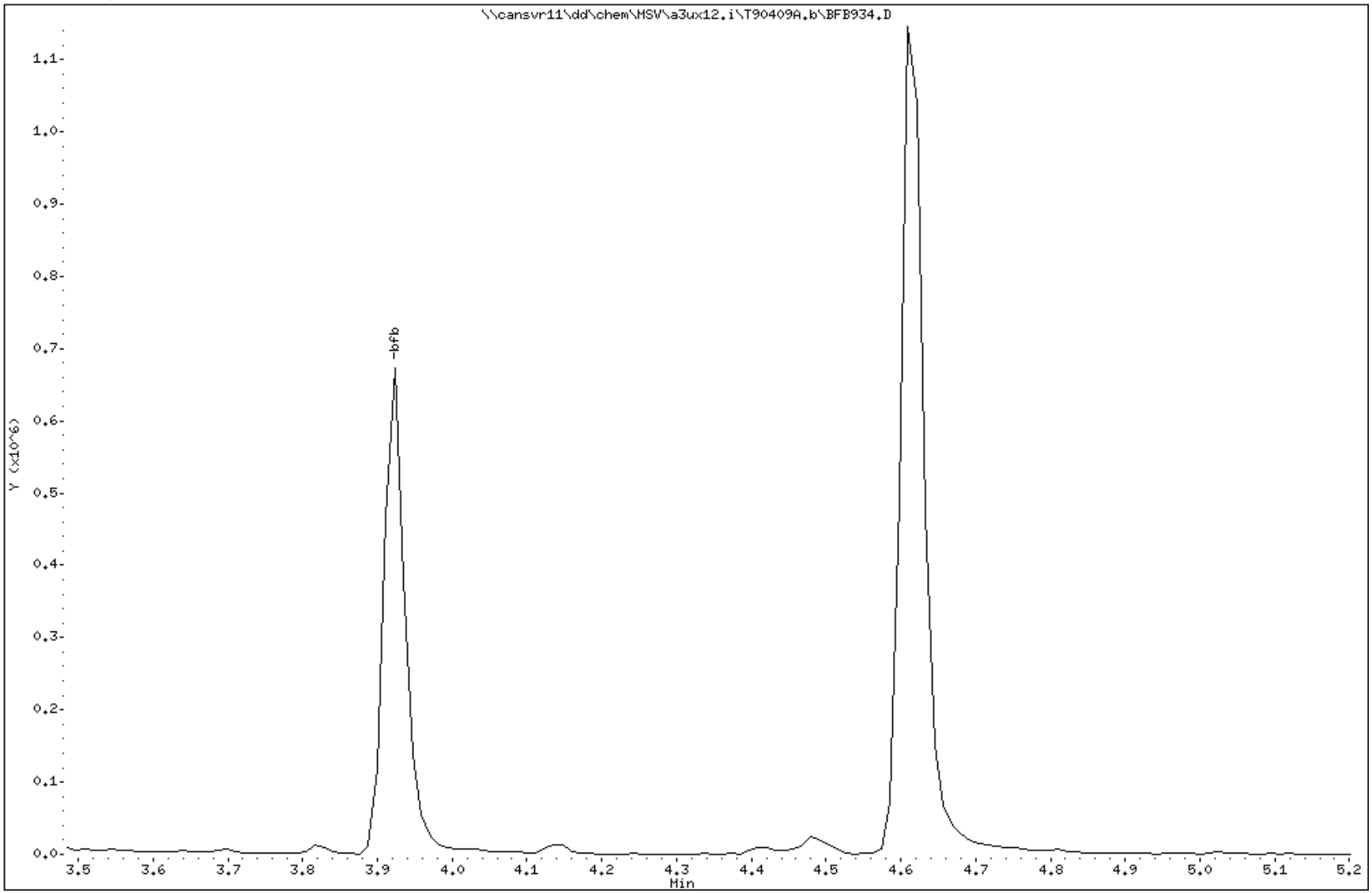

Data File: \\cansvr11\dd\chem\MSV\a3ux12.i\T90409A.b\BFB934.D

Date : 09-APR-2009 16:21

Client ID: 50NG BFB

Instrument: a3ux12.i

Sample Info:

Volume Injected (uL): 1.0

Operator: 1903

Column phase: DB624 20M

Column diameter: 0.18

1 bfb

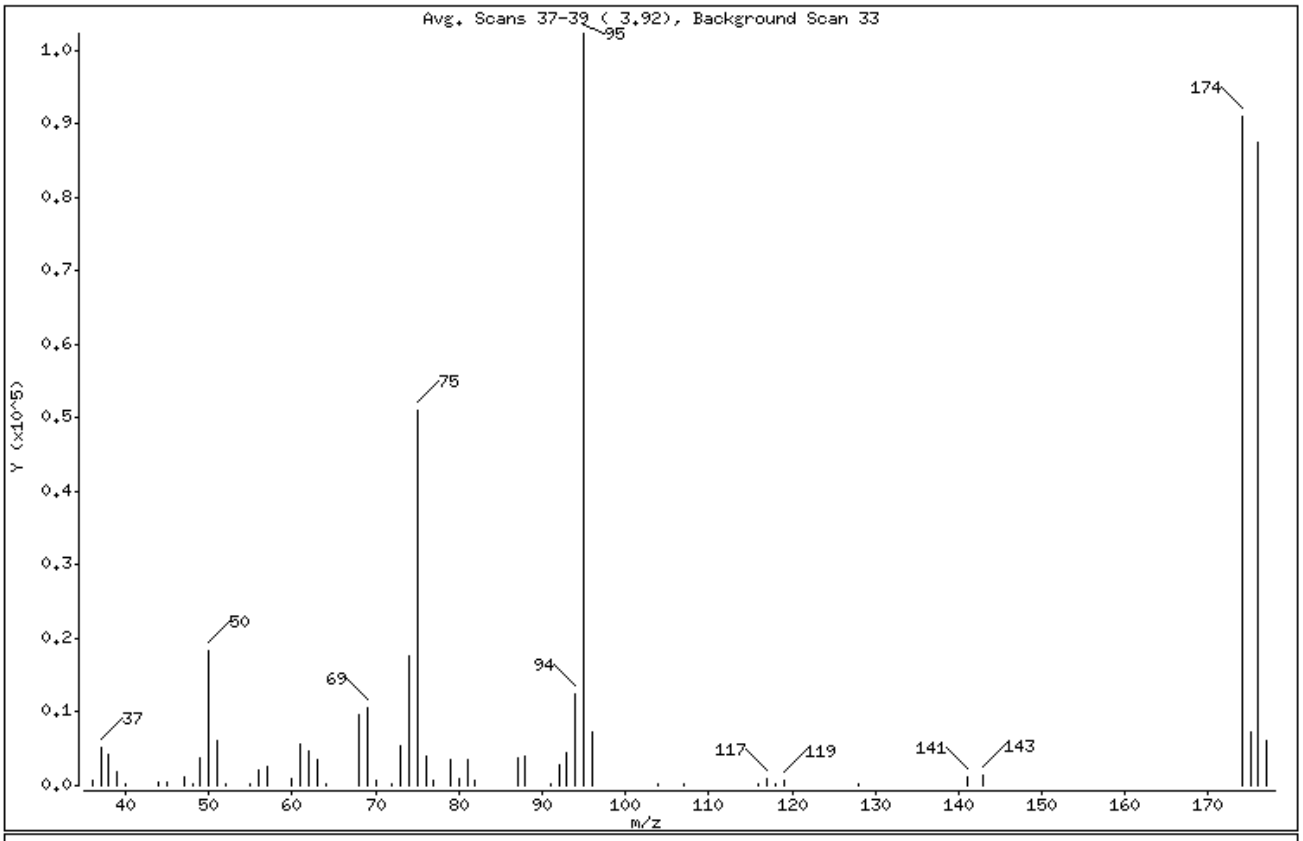

m/e	ION ABUNDANCE CRITERIA	% RELATIVE ABUNDANCE
95	Base Peak, 100% relative abundance	100.00
50	15.00 - 40.00% of mass 95	17.85
75	30.00 - 60.00% of mass 95	49.81
96	5.00 - 9.00% of mass 95	7.19
173	Less than 2.00% of mass 174	0.00 (0.00)
174	50.00 - 100.00% of mass 95	88.88
175	5.00 - 9.00% of mass 174	7.10 (7.99)
176	95.00 - 101.00% of mass 174	85.61 (96.32)
177	5.00 - 9.00% of mass 176	5.97 (6.97)

Date : 09-APR-2009 16:21

Client ID: 50NG BFB Instrument: a3ux12.i

Sample Info:

Volume Injected (uL): 1.0 Operator: 1903

Column phase: DB624 20M Column diameter: 0.18

Data File: BFB934.D
Spectrum: Avg. Scans 37-39 (3.92), Background Scan 33
Location of Maximum: 95.00
Number of points: 55

m/z	Y	m/z	Y	m/z	Y	m/z	Y
36.00	768	56.00	2163	76.00	4070	104.00	170
37.00	5054	57.00	2659	77.00	590	107.00	180
38.00	4273	60.00	845	79.00	3498	116.00	201
39.00	1814	61.00	5644	80.00	953	117.00	978
40.00	178	62.00	4681	81.00	3633	118.00	169
44.00	410	63.00	3499	82.00	622	119.00	638
45.00	569	64.00	272	87.00	3652	128.00	172
47.00	1245	68.00	9641	88.00	4089	141.00	1262
48.00	333	69.00	10572	91.00	222	143.00	1437
49.00	3850	70.00	777	92.00	2915	174.00	90880
50.00	18248	72.00	229	93.00	4514	175.00	7262
51.00	6121	73.00	5381	94.00	12469	176.00	87536
52.00	213	74.00	17640	95.00	102248	177.00	6104
55.00	261	75.00	50928	96.00	7354		

LABORATORY CONTROL SAMPLE EVALUATION REPORT

GC/MS Volatiles

Client Lot #...: A9C310174 **Work Order #...:** K9JQR1AC-LCS **Matrix.....:** WATER
LCS Lot-Sample#: A9D030000-216 K9JQR1AD-LCSD
Prep Date.....: 04/03/09 **Analysis Date..:** 04/03/09
Prep Batch #...: 9093216
Dilution Factor: 1 **Final Wgt/Vol..:** 5 mL
Initial Wgt/Vol: 5 mL

PARAMETER	PERCENT RECOVERY	RECOVERY LIMITS	RPD	RPD LIMITS	METHOD
Bromodichloromethane	104	(70 - 130)			SW846 8260B
	104	(70 - 130)	0.38	(0-30)	SW846 8260B
1,2-Dichloropropane	105	(75 - 127)			SW846 8260B
	102	(75 - 127)	2.4	(0-30)	SW846 8260B
cis-1,3-Dichloropropene	101	(73 - 132)			SW846 8260B
	100	(73 - 132)	0.76	(0-30)	SW846 8260B
Trichloroethene	99	(67 - 128)			SW846 8260B
	97	(67 - 128)	2.6	(0-30)	SW846 8260B
Dibromochloromethane	104	(74 - 145)			SW846 8260B
	105	(74 - 145)	1.0	(0-30)	SW846 8260B
1,1,2-Trichloroethane	105	(75 - 136)			SW846 8260B
	101	(75 - 136)	3.4	(0-30)	SW846 8260B
Benzene	102	(75 - 126)			SW846 8260B
	100	(75 - 126)	2.1	(0-30)	SW846 8260B
trans-1,3-Dichloropropene	109	(74 - 131)			SW846 8260B
	109	(74 - 131)	0.78	(0-30)	SW846 8260B
Bromoform	101	(72 - 136)			SW846 8260B
	99	(72 - 136)	2.8	(0-30)	SW846 8260B
4-Methyl-2-pentanone	103	(59 - 150)			SW846 8260B
	101	(59 - 150)	2.1	(0-30)	SW846 8260B
2-Hexanone	107	(53 - 139)			SW846 8260B
	103	(53 - 139)	3.8	(0-30)	SW846 8260B
Tetrachloroethene	101	(75 - 129)			SW846 8260B
	100	(75 - 129)	1.2	(0-30)	SW846 8260B
1,1,2,2-Tetrachloroethane	108	(68 - 129)			SW846 8260B
	112	(68 - 129)	3.8	(0-30)	SW846 8260B
Carbon tetrachloride	101	(71 - 132)			SW846 8260B
	100	(71 - 132)	1.1	(0-30)	SW846 8260B
Chloromethane	98	(58 - 135)			SW846 8260B
	99	(58 - 135)	1.4	(0-30)	SW846 8260B
Bromomethane	90	(35 - 153)			SW846 8260B
	98	(35 - 153)	8.7	(0-30)	SW846 8260B
Vinyl chloride	96	(73 - 134)			SW846 8260B
	99	(73 - 134)	3.4	(0-30)	SW846 8260B
Chloroethane	97	(72 - 129)			SW846 8260B
	98	(72 - 129)	0.14	(0-30)	SW846 8260B
Methylene chloride	96	(69 - 118)			SW846 8260B
	94	(69 - 118)	2.3	(0-30)	SW846 8260B

(Continued on next page)

LABORATORY CONTROL SAMPLE EVALUATION REPORT

GC/MS Volatiles

Client Lot #...: A9C310174 **Work Order #...:** K9JQR1AC-LCS **Matrix.....:** WATER
LCS Lot-Sample#: A9D030000-216 K9JQR1AD-LCSD

PARAMETER	PERCENT RECOVERY	RECOVERY LIMITS	RPD	RPD LIMITS	METHOD
Acetone	**96**	**(51 - 157)**			**SW846 8260B**
	92	**(51 - 157)**	**4.0**	**(0-30)**	**SW846 8260B**
Carbon disulfide	**99**	**(74 - 123)**			**SW846 8260B**
	102	**(74 - 123)**	**3.4**	**(0-30)**	**SW846 8260B**
1,1-Dichloroethene	**98**	**(75 - 125)**			**SW846 8260B**
	96	**(75 - 125)**	**2.7**	**(0-30)**	**SW846 8260B**
1,1-Dichloroethane	**105**	**(75 - 133)**			**SW846 8260B**
	104	**(75 - 133)**	**1.0**	**(0-30)**	**SW846 8260B**
1,2-Dichloroethene (total)	**102**	**(85 - 111)**			**SW846 8260B**
	101	**(85 - 111)**	**0.75**	**(0-30)**	**SW846 8260B**
Chloroform	**99**	**(74 - 127)**			**SW846 8260B**
	100	**(74 - 127)**	**1.6**	**(0-30)**	**SW846 8260B**
1,2-Dichloroethane	**105**	**(67 - 132)**			**SW846 8260B**
	103	**(67 - 132)**	**2.2**	**(0-30)**	**SW846 8260B**
2-Butanone	**102**	**(45 - 150)**			**SW846 8260B**
	102	**(45 - 150)**	**0.23**	**(0-30)**	**SW846 8260B**
1,1,1-Trichloroethane	**99**	**(70 - 127)**			**SW846 8260B**
	102	**(70 - 127)**	**3.1**	**(0-30)**	**SW846 8260B**
Toluene	**105**	**(75 - 125)**			**SW846 8260B**
	105	**(75 - 125)**	**0.53**	**(0-30)**	**SW846 8260B**
Chlorobenzene	**101**	**(75 - 127)**			**SW846 8260B**
	99	**(75 - 127)**	**1.6**	**(0-30)**	**SW846 8260B**
Ethylbenzene	**103**	**(75 - 120)**			**SW846 8260B**
	105	**(75 - 120)**	**1.9**	**(0-30)**	**SW846 8260B**
Styrene	**102**	**(75 - 130)**			**SW846 8260B**
	98	**(75 - 130)**	**3.9**	**(0-30)**	**SW846 8260B**
Xylenes (total)	**104**	**(90 - 114)**			**SW846 8260B**
	102	**(90 - 114)**	**1.8**	**(0-30)**	**SW846 8260B**
1,2-Dibromoethane	**106**	**(75 - 127)**			**SW846 8260B**
	102	**(75 - 127)**	**2.9**	**(0-30)**	**SW846 8260B**
Bromochloromethane	**101**	**(75 - 127)**			**SW846 8260B**
	101	**(75 - 127)**	**0.27**	**(0-30)**	**SW846 8260B**

SURROGATE	PERCENT RECOVERY	RECOVERY LIMITS
Dibromofluoromethane	98	(50 - 150)
	98	(50 - 150)
1,2-Dichloroethane-d4	101	(50 - 150)
	100	(50 - 150)
Toluene-d8	100	(50 - 150)
	99	(50 - 150)
4-Bromofluorobenzene	98	(50 - 150)
	95	(50 - 150)

(Continued on next page)

LABORATORY CONTROL SAMPLE EVALUATION REPORT

GC/MS Volatiles

Client Lot #...: A9C310174 **Work Order #...:** K9JQR1AC-LCS **Matrix.....:** WATER
LCS Lot-Sample#: A9D030000-216 K9JQR1AD-LCSD

SURROGATE	PERCENT RECOVERY	RECOVERY LIMITS

NOTE(S):

Calculations are performed before rounding to avoid round-off errors in calculated results.

Bold print denotes control parameters

LABORATORY CONTROL SAMPLE DATA REPORT

GC/MS Volatiles

Client Lot #...: A9C310174 **Work Order #...:** K9JQR1AC-LCS **Matrix.....:** WATER
LCS Lot-Sample#: A9D030000-216 K9JQR1AD-LCSD
Prep Date.....: 04/03/09 **Analysis Date..:** 04/03/09
Prep Batch #...: 9093216
Dilution Factor: 1 **Final Wgt/Vol..:** 5 mL
Initial Wgt/Vol: 5 mL

PARAMETER	SPIKE AMOUNT	MEASURED AMOUNT	UNITS	PERCENT RECOVERY	RPD	METHOD
Bromodichloromethane	10	10	ug/L	104		SW846 8260B
	10	10	ug/L	104	0.38	SW846 8260B
1,2-Dichloropropane	10	10	ug/L	105		SW846 8260B
	10	10	ug/L	102	2.4	SW846 8260B
cis-1,3-Dichloropropene	10	10	ug/L	101		SW846 8260B
	10	10	ug/L	100	0.76	SW846 8260B
Trichloroethene	10	9.9	ug/L	99		SW846 8260B
	10	9.7	ug/L	97	2.6	SW846 8260B
Dibromochloromethane	10	10	ug/L	104		SW846 8260B
	10	11	ug/L	105	1.0	SW846 8260B
1,1,2-Trichloroethane	10	10	ug/L	105		SW846 8260B
	10	10	ug/L	101	3.4	SW846 8260B
Benzene	10	10	ug/L	102		SW846 8260B
	10	10	ug/L	100	2.1	SW846 8260B
trans-1,3-Dichloropropene	10	11	ug/L	109		SW846 8260B
	10	11	ug/L	109	0.78	SW846 8260B
Bromoform	10	10	ug/L	101		SW846 8260B
	10	9.9	ug/L	99	2.8	SW846 8260B
4-Methyl-2-pentanone	10	10	ug/L	103		SW846 8260B
	10	10	ug/L	101	2.1	SW846 8260B
2-Hexanone	10	11	ug/L	107		SW846 8260B
	10	10	ug/L	103	3.8	SW846 8260B
Tetrachloroethene	10	10	ug/L	101		SW846 8260B
	10	10	ug/L	100	1.2	SW846 8260B
1,1,2,2-Tetrachloroethane	10	11	ug/L	108		SW846 8260B
	10	11	ug/L	112	3.8	SW846 8260B
Carbon tetrachloride	10	10	ug/L	101		SW846 8260B
	10	10	ug/L	100	1.1	SW846 8260B
Chloromethane	10	9.8	ug/L	98		SW846 8260B
	10	9.9	ug/L	99	1.4	SW846 8260B
Bromomethane	10	9.0	ug/L	90		SW846 8260B
	10	9.8	ug/L	98	8.7	SW846 8260B
Vinyl chloride	10	9.6	ug/L	96		SW846 8260B
	10	9.9	ug/L	99	3.4	SW846 8260B
Chloroethane	10	9.7	ug/L	97		SW846 8260B
	10	9.8	ug/L	98	0.14	SW846 8260B
Methylene chloride	10	9.6	ug/L	96		SW846 8260B
	10	9.4	ug/L	94	2.3	SW846 8260B

(Continued on next page)

LABORATORY CONTROL SAMPLE DATA REPORT

GC/MS Volatiles

Client Lot #...: A9C310174 **Work Order #...:** K9JQR1AC-LCS **Matrix.....:** WATER
LCS Lot-Sample#: A9D030000-216 K9JQR1AD-LCSD

PARAMETER	SPIKE AMOUNT	MEASURED AMOUNT	UNITS	PERCENT RECOVERY	RPD	METHOD
Acetone	**10**	**9.6**	**ug/L**	**96**		**SW846 8260B**
	10	**9.2**	**ug/L**	**92**	**4.0**	**SW846 8260B**
Carbon disulfide	**10**	**9.9**	**ug/L**	**99**		**SW846 8260B**
	10	**10**	**ug/L**	**102**	**3.4**	**SW846 8260B**
1,1-Dichloroethene	**10**	**9.8**	**ug/L**	**98**		**SW846 8260B**
	10	**9.6**	**ug/L**	**96**	**2.7**	**SW846 8260B**
1,1-Dichloroethane	**10**	**11**	**ug/L**	**105**		**SW846 8260B**
	10	**10**	**ug/L**	**104**	**1.0**	**SW846 8260B**
1,2-Dichloroethene (total)	**20**	**20**	**ug/L**	**102**		**SW846 8260B**
	20	**20**	**ug/L**	**101**	**0.75**	**SW846 8260B**
Chloroform	**10**	**9.9**	**ug/L**	**99**		**SW846 8260B**
	10	**10**	**ug/L**	**100**	**1.6**	**SW846 8260B**
1,2-Dichloroethane	**10**	**11**	**ug/L**	**105**		**SW846 8260B**
	10	**10**	**ug/L**	**103**	**2.2**	**SW846 8260B**
2-Butanone	**10**	**10**	**ug/L**	**102**		**SW846 8260B**
	10	**10**	**ug/L**	**102**	**0.23**	**SW846 8260B**
1,1,1-Trichloroethane	**10**	**9.9**	**ug/L**	**99**		**SW846 8260B**
	10	**10**	**ug/L**	**102**	**3.1**	**SW846 8260B**
Toluene	**10**	**10**	**ug/L**	**105**		**SW846 8260B**
	10	**11**	**ug/L**	**105**	**0.53**	**SW846 8260B**
Chlorobenzene	**10**	**10**	**ug/L**	**101**		**SW846 8260B**
	10	**9.9**	**ug/L**	**99**	**1.6**	**SW846 8260B**
Ethylbenzene	**10**	**10**	**ug/L**	**103**		**SW846 8260B**
	10	**11**	**ug/L**	**105**	**1.9**	**SW846 8260B**
Styrene	**10**	**10**	**ug/L**	**102**		**SW846 8260B**
	10	**9.8**	**ug/L**	**98**	**3.9**	**SW846 8260B**
Xylenes (total)	**30**	**31**	**ug/L**	**104**		**SW846 8260B**
	30	**31**	**ug/L**	**102**	**1.8**	**SW846 8260B**
1,2-Dibromoethane	**10**	**11**	**ug/L**	**106**		**SW846 8260B**
	10	**10**	**ug/L**	**102**	**2.9**	**SW846 8260B**
Bromochloromethane	**10**	**10**	**ug/L**	**101**		**SW846 8260B**
	10	**10**	**ug/L**	**101**	**0.27**	**SW846 8260B**

SURROGATE	PERCENT RECOVERY	RECOVERY LIMITS
Dibromofluoromethane	98	(50 - 150)
	98	(50 - 150)
1,2-Dichloroethane-d4	101	(50 - 150)
	100	(50 - 150)
Toluene-d8	100	(50 - 150)
	99	(50 - 150)
4-Bromofluorobenzene	98	(50 - 150)
	95	(50 - 150)

(Continued on next page)

LABORATORY CONTROL SAMPLE DATA REPORT

GC/MS Volatiles

Client Lot #...: A9C310174 **Work Order #...:** K9JQR1AC-LCS **Matrix.....:** WATER
LCS Lot-Sample#: A9D030000-216 K9JQR1AD-LCSD

SURROGATE	PERCENT RECOVERY	RECOVERY LIMITS

NOTE(S):

Calculations are performed before rounding to avoid round-off errors in calculated results.

Bold print denotes control parameters

Data File: \\cansvr11\dd\chem\MSV\a3ux10.i\P90403A.b\UXX0565.D
Report Date: 03-Apr-2009 11:23

TestAmerica North Canton

VOLATILE REPORT SW-846 Method 8260A/B

Data file : \\cansvr11\dd\chem\MSV\a3ux10.i\P90403A.b\UXX0565.D
Lab Smp Id: LCS
Inj Date : 03-APR-2009 11:08
Operator : 1904 Inst ID: a3ux10.i
Smp Info : LCS
Misc Info : P90403A,8260LLUX10,,1904,3
Comment :
Method : \\cansvr11\dd\chem\MSV\a3ux10.i\P90403A.b\8260LLUX10.m
Meth Date : 03-Apr-2009 10:59 a3ux10.i Quant Type: ISTD
Cal Date : 02-MAR-2009 23:12 Cal File: UXX9863.D
Als bottle: 4 QC Sample: METHSPIKE
Dil Factor: 1.00000
Integrator: HP RTE Compound Sublist: 4-8260+IX.sub
Target Version: 4.14
Processing Host: CANSVR11

Concentration Formula: Amt * DF * 1/Vo * CpndVariable

Name	Value	Description
DF	1.000	Dilution Factor
Vo	5.000	Sample volume
Va	100.000	Injection Volume
Cpnd Variable		Local Compound Variable

	Compounds	QUANT SIG MASS	RT	EXP RT	REL RT	RESPONSE	CONCENTRATIONS ON-COLUMN (ng)	FINAL (ug/L)
* 1	Fluorobenzene	96	5.374	5.373	(1.000)	1637658	50.0000	
* 2	Chlorobenzene-d5	117	8.072	8.071	(1.000)	1165867	50.0000	
* 3	1,4-Dichlorobenzene-d4	152	10.320	10.331	(1.000)	675702	50.0000	
$ 4	Dibromofluoromethane	113	4.794	4.793	(0.892)	327951	48.9737	9.795
$ 5	1,2-Dichloroethane-d4	65	5.090	5.089	(0.947)	432962	50.4180	10.084
$ 6	Toluene-d8	98	6.746	6.746	(0.836)	1305806	50.1485	10.030
$ 7	Bromofluorobenzene	95	9.184	9.183	(1.138)	471784	48.7489	9.750
8	Dichlorodifluoromethane	85	1.575	1.587	(0.293)	231368	41.9958	8.399
9	Chloromethane	50	1.729	1.741	(0.322)	367745	48.9891	9.798
10	Vinyl Chloride	62	1.848	1.847	(0.344)	415232	48.0710	9.614
11	Bromomethane	94	2.155	2.155	(0.401)	225091	45.1040	9.021
12	Chloroethane	64	2.250	2.249	(0.419)	276814	48.7410	9.748
13	Trichlorofluoromethane	101	2.475	2.474	(0.461)	432002	56.2899	11.258
15	Acrolein	56	2.818	2.817	(0.524)	73253	291.984	58.397
16	Acetone	43	2.948	2.948	(0.549)	149830	47.7608	9.552
17	1,1-Dichloroethene	96	2.924	2.924	(0.544)	366390	49.2404	9.848
18	Freon-113	151	2.936	2.936	(0.546)	313265	55.8849	11.177
19	Iodomethane	142	3.078	3.078	(0.573)	589577	49.4546	9.891
20	Carbon Disulfide	76	3.137	3.137	(0.584)	1077581	49.4624	9.892
21	Methylene Chloride	84	3.327	3.326	(0.619)	428335	47.9118	9.582

22 Acetonitrile	41	3.185	3.184 (0.593)	125687	110.498	22.100
23 Acrylonitrile	53	3.528	3.527 (0.657)	506308	150.350	30.070

Data File: \\cansvr11\dd\chem\MSV\a3ux10.i\P90403A.b\UXX0565.D
Report Date: 03-Apr-2009 11:23

	Compounds	QUANT SIG MASS	RT	EXP RT	REL RT	RESPONSE	CONCENTRATIONS ON-COLUMN (ng)	FINAL (ug/L)
	24 Methyl tert-butyl ether	73	3.551	3.551	(0.661)	1097624	49.5427	9.908
	25 trans-1,2-Dichloroethene	96	3.563	3.563	(0.663)	412966	50.0344	10.007
	26 Hexane	86	3.788	3.788	(0.705)	97771	52.6255	10.525
	27 Vinyl acetate	43	3.942	3.941	(0.734)	1455195	115.799	23.160
	28 1,1-Dichloroethane	63	3.918	3.918	(0.729)	731055	52.6458	10.529
	29 tert-Butyl Alcohol	59	3.398	3.397	(0.632)	526158	834.678	166.94
	30 2-Butanone	43	4.403	4.403	(0.819)	195763	50.8481	10.170
M	31 1,2-Dichloroethene (total)	96				845445	101.761	20.352
	32 cis-1,2-dichloroethene	96	4.403	4.403	(0.819)	432479	51.7262	10.345
	33 2,2-Dichloropropane	77	4.403	4.415	(0.819)	382566	50.1037	10.021
	34 Bromochloromethane	128	4.605	4.604	(0.857)	207387	50.5876	10.118
	35 Chloroform	83	4.664	4.663	(0.868)	648441	49.4231	9.885
	36 Tetrahydrofuran	42	4.652	4.651	(0.866)	127240	53.1369	10.627
	37 1,1,1-Trichloroethane	97	4.829	4.841	(0.899)	523778	49.6476	9.930
	38 1,1-Dichloropropene	75	4.971	4.971	(0.925)	518213	51.2460	10.249
	39 Carbon Tetrachloride	117	4.983	4.983	(0.927)	477840	50.3854	10.077
	40 1,2-Dichloroethane	62	5.149	5.160	(0.958)	557985	52.5940	10.519
	41 Benzene	78	5.149	5.148	(0.958)	1652898	50.8157	10.163
	42 Trichloroethene	130	5.693	5.693	(1.059)	409218	49.5867	9.917
	43 1,2-Dichloropropane	63	5.883	5.882	(1.095)	397939	52.2896	10.458
	44 1,4-Dioxane	88	Compound Not Detected.					
	45 Dibromomethane	93	5.989	5.989	(1.114)	232720	53.0105	10.602
	46 Bromodichloromethane	83	6.107	6.107	(1.137)	460739	52.1233	10.425
	47 2-Chloroethyl vinyl ether	63	6.356	6.355	(1.183)	215281	50.0675	10.013
	48 cis-1,3-Dichloropropene	75	6.498	6.497	(1.209)	528813	50.3774	10.075
	49 4-Methyl-2-pentanone	43	6.628	6.628	(1.233)	379783	51.6501	10.330
	50 Toluene	91	6.805	6.805	(0.843)	1653957	52.3009	10.460
	51 trans-1,3-Dichloropropene	75	6.983	6.982	(0.865)	482942	54.6980	10.940
	52 Ethyl Methacrylate	69	Compound Not Detected.					
	53 1,1,2-Trichloroethane	97	7.160	7.160	(0.887)	331505	52.3120	10.462
	54 1,3-Dichloropropane	76	7.314	7.314	(0.906)	605600	52.5572	10.511
	55 Tetrachloroethene	164	7.314	7.314	(0.906)	332021	50.5684	10.114
	56 2-Hexanone	43	7.373	7.373	(0.914)	259401	53.6482	10.730
	57 Dibromochloromethane	129	7.527	7.527	(0.933)	328229	52.1554	10.431
	58 1,2-Dibromoethane	107	7.646	7.645	(0.947)	334926	52.7500	10.550
	59 Chlorobenzene	112	8.095	8.107	(1.003)	1069635	50.5070	10.101
	60 1,1,1,2-Tetrachloroethane	131	8.166	8.166	(1.012)	367996	51.4454	10.289
	61 Ethylbenzene	106	8.190	8.189	(1.015)	557138	51.5123	10.302
	62 m + p-Xylene	106	8.296	8.308	(1.028)	1440940	104.745	20.949
M	63 Xylenes (total)	106				2112118	155.526	31.105
	64 Xylene-o	106	8.687	8.686	(1.076)	671178	50.7809	10.156
	65 Styrene	104	8.699	8.698	(1.078)	1117849	51.2113	10.242
	66 Bromoform	173	8.876	8.888	(1.100)	213685	50.6826	10.136
	67 Isopropylbenzene	105	9.030	9.041	(1.119)	1701523	50.2097	10.042
	68 1,1,2,2-Tetrachloroethane	83	9.314	9.314	(0.903)	449425	53.9266	10.785
	69 1,4-Dichloro-2-butene	53	9.361	9.373	(0.907)	190774	111.259	22.252
	70 1,2,3-Trichloropropane	110	9.361	9.361	(0.907)	153162	60.1323	12.026
	71 Bromobenzene	156	9.350	9.349	(0.906)	449042	53.6268	10.725
	72 n-Propylbenzene	120	9.432	9.432	(0.914)	491664	55.9663	11.193
	73 2-Chlorotoluene	126	9.527	9.527	(0.923)	419217	52.5129	10.502
	74 1,3,5-Trimethylbenzene	105	9.598	9.598	(0.930)	1384690	51.9767	10.395
	75 4-Chlorotoluene	126	9.634	9.633	(0.933)	442978	53.3118	10.662

76 tert-Butylbenzene	119	9.929	9.929 (0.962)	1215117	52.8131	10.563
77 1,2,4-Trimethylbenzene	105	9.977	9.976 (0.967)	1468086	53.5092	10.702

Data File: \\cansvr11\dd\chem\MSV\a3ux10.i\P90403A.b\UXX0565.D
Report Date: 03-Apr-2009 11:23

Compounds	QUANT SIG MASS	RT	EXP RT	REL RT	RESPONSE	CONCENTRATIONS ON-COLUMN (ng)	CONCENTRATIONS FINAL (ug/L)
78 sec-Butylbenzene	105	10.142	10.142	(0.983)	1715263	51.4503	10.290
79 4-Isopropyltoluene	119	10.284	10.284	(0.997)	1504827	53.0540	10.611
80 1,3-Dichlorobenzene	146	10.261	10.260	(0.994)	859601	50.3779	10.076
81 1,4-Dichlorobenzene	146	10.355	10.355	(1.003)	880116	48.3751	9.675
82 n-Butylbenzene	91	10.687	10.698	(1.036)	1222889	49.7014	9.940
83 1,2-Dichlorobenzene	146	10.722	10.722	(1.039)	808932	48.6120	9.722
84 1,2-Dibromo-3-chloropropane	157	11.503	11.503	(1.115)	68202	46.1148	9.223
85 1,2,4-Trichlorobenzene	180	12.331	12.343	(1.195)	458345	45.5792	9.116
86 Hexachlorobutadiene	225	12.509	12.508	(1.212)	191423	42.6565	8.531
87 Naphthalene	128	12.592	12.603	(1.220)	1192298	50.4940	10.099
88 1,2,3-Trichlorobenzene	180	12.864	12.863	(1.247)	473951	52.0432	10.409
14 Dichlorofluoromethane	67	Compound Not Detected.					
89 Ethyl Ether	59	2.699	2.697	(0.502)	320739	47.7015	9.540
91 3-Chloropropene	76	3.137	3.217	(0.584)	1077581	247.872	49.574
92 Isopropyl Ether	87	3.954	3.951	(0.736)	350140	51.0692	10.214
93 2-Chloro-1,3-butadiene	53	3.788	3.998	(0.705)	18726	1.96645	0.3933
94 Propionitrile	54	Compound Not Detected.					
95 Ethyl Acetate	43	4.403	4.436	(0.819)	195763	32.5373	6.507
96 Methacrylonitrile	41	Compound Not Detected.					
97 Isobutanol	41	5.007	5.016	(0.620)	701324	3056.37	611.27
99 n-Butanol	56	5.374	5.572	(0.666)	10977	59.1144	11.823
100 Methyl Methacrylate	41	5.871	5.951	(1.092)	515242	105.612	21.122
101 2-Nitropropane	41	6.273	6.306	(1.167)	2543	2.15648	0.4313
103 Cyclohexanone	55	9.137	9.134	(0.885)	111059	117.474	23.495
98 Cyclohexane	56	4.889	4.888	(0.910)	641201	40.9906	8.198
143 Methyl Acetate	43	3.220	3.231	(0.599)	316591	45.1851	9.037
144 Methylcyclohexane	83	5.859	5.870	(1.090)	612939	41.2898	8.258
141 1,3,5-Trichlorobenzene	180	Compound Not Detected.					
146 2-Methylnaphthalene	142	13.964	13.973	(1.353)	23243	7.02997	1.406
149 Vinyl Acetate-86	86	3.942	3.941	(0.734)	87971	65.7120	13.142

Data File: \\cansvr11\dd\chem\MSV\a3ux10.i\P90403A.b\UXX0565.D
Report Date: 03-Apr-2009 11:23

TestAmerica North Canton

INTERNAL STANDARD COMPOUNDS
AREA AND RT SUMMARY

Instrument ID: a3ux10.i
Lab File ID: UXX0565.D
Lab Smp Id: LCS
Analysis Type: VOA
Quant Type: ISTD
Operator: 1904
Method File: \\cansvr11\dd\chem\MSV\a3ux10.i\P90403A.b\8260LLUX10.m
Misc Info: P90403A,8260LLUX10,,1904,3

Calibration Date: 03-APR-2009
Calibration Time: 10:04
Level: LOW
Sample Type: WATER

		AREA LIMIT			
COMPOUND	STANDARD	LOWER	UPPER	SAMPLE	%DIFF
1 Fluorobenzene	1825877	912939	3651754	1637658	-10.31
2 Chlorobenzene-d5	1297654	648827	2595308	1165867	-10.16
3 1,4-Dichlorobenze	785309	392655	1570618	675702	-13.96

		RT LIMIT			
COMPOUND	STANDARD	LOWER	UPPER	SAMPLE	%DIFF
1 Fluorobenzene	5.37	4.87	5.87	5.37	0.01
2 Chlorobenzene-d5	8.07	7.57	8.57	8.07	0.01
3 1,4-Dichlorobenze	10.33	9.83	10.83	10.32	-0.11

AREA UPPER LIMIT = +100% of internal standard area.
AREA LOWER LIMIT = - 50% of internal standard area.
RT UPPER LIMIT = + 0.50 minutes of internal standard RT.
RT LOWER LIMIT = - 0.50 minutes of internal standard RT.


Data File: \\cansvr11\dd\chem\MSV\a3ux10.i\P90403A.b\UXX0565.D
Date : 03-APR-2009 11:08
Client ID:
Sample Info: LCS
Purge Volume: 5.0
Column phase: DB624
Instrument: a3ux10.i
Operator: 1904
Column diameter: 0.18
Y (x10^6)
Min
-Chloromethane
-Vinyl Chloride
-Bromomethane
-Chloroethane
-Trichlorofluoromethane
-Ethyl Ether
-Acrolein
-Acetone+
-Iodomethane
-Carbon Disulfide+
-Acetonitrile+
-Methylene Chloride
-tert-Butyl Alcohol
-Hexane+
Acrylonitrile+
Vinyl acetate+
-Bromochloromethane
Chloroform+
2-Butanone+
-Dibromofluoromethane
1,1,1-Trichloroethane
-Cyclohexane
-1,2-Dichloroethane-d4
1,1-Dichloropropene+
1,2-Dichloroethane+
Fluorobenzene+
-Trichloroethene
-Dibromomethane
-Bromodichloromethane
1,2-Dichloropropane+
-2-Nitropropane
-2-Chloroethyl vinyl ether
-cis-1,3-Dichloropropene
-4-Methyl-2-pentanone
Toluene-d8
Toluene
-trans-1,3-Dichloropropene
-1,1,2-Trichloroethane
-2-Hexanone
-Dibromochloromethane
1,3-Dichloropropane+
-1,2-Dibromoethane
Chlorobenzene-d5
1,1,1,2-Tetrachloroethane+
m + p-Xylene
-Bromoform
Xylene-o+
-Cyclohexanone
-Bromofluorobenzene
Isopropylbenzene
1,3,5-Trimethylbenzene+
n-Butylbenzene+
-1,2-Dibromo-3-chloropropa
-Hexachlorobutadiene
1,2,4-Trichlorobenzene
-Naphthalene
-1,2,3-Trichlorobenzene
-2-Methylnaphthalene

Data File: \\cansvr11\dd\chem\MSV\a3ux10.i\P90403A.b\UXX0567.D
Report Date: 03-Apr-2009 12:21

TestAmerica North Canton

VOLATILE REPORT SW-846 Method 8260A/B

Data file : \\cansvr11\dd\chem\MSV\a3ux10.i\P90403A.b\UXX0567.D
Lab Smp Id: LCSD
Inj Date : 03-APR-2009 12:06
Operator : 1904 Inst ID: a3ux10.i
Smp Info : LCSD
Misc Info : P90403A,8260LLUX10,,1904,3
Comment :
Method : \\cansvr11\dd\chem\MSV\a3ux10.i\P90403A.b\8260LLUX10.m
Meth Date : 03-Apr-2009 10:59 a3ux10.i Quant Type: ISTD
Cal Date : 02-MAR-2009 23:12 Cal File: UXX9863.D
Als bottle: 6 QC Sample: METHSPIKE
Dil Factor: 1.00000
Integrator: HP RTE Compound Sublist: 4-8260+IX.sub
Target Version: 4.14
Processing Host: CANSVR11

Concentration Formula: Amt * DF * 1/Vo * CpndVariable

Name	Value	Description
DF	1.000	Dilution Factor
Vo	5.000	Sample volume
Va	100.000	Injection Volume
Cpnd Variable		Local Compound Variable

	Compounds	QUANT SIG MASS	RT	EXP RT	REL RT	RESPONSE	CONCENTRATIONS ON-COLUMN (ng)	FINAL (ug/L)
*	1 Fluorobenzene	96	5.373	5.373	(1.000)	1617910	50.0000	
*	2 Chlorobenzene-d5	117	8.071	8.071	(1.000)	1130928	50.0000	
*	3 1,4-Dichlorobenzene-d4	152	10.331	10.331	(1.000)	629740	50.0000	
$	4 Dibromofluoromethane	113	4.793	4.793	(0.892)	323978	48.9709	9.794
$	5 1,2-Dichloroethane-d4	65	5.089	5.089	(0.947)	425718	50.1795	10.036
$	6 Toluene-d8	98	6.746	6.746	(0.836)	1245380	49.3055	9.861
$	7 Bromofluorobenzene	95	9.183	9.183	(1.138)	444275	47.3247	9.465
	8 Dichlorodifluoromethane	85	1.587	1.587	(0.295)	221967	40.7812	8.156
	9 Chloromethane	50	1.729	1.741	(0.322)	368355	49.6693	9.934
	10 Vinyl Chloride	62	1.847	1.847	(0.344)	424216	49.7105	9.942
	11 Bromomethane	94	2.155	2.155	(0.401)	242655	49.2170	9.843
	12 Chloroethane	64	2.249	2.249	(0.419)	273878	48.8126	9.762
	13 Trichlorofluoromethane	101	2.474	2.474	(0.461)	443030	58.4314	11.686
	15 Acrolein	56	2.817	2.817	(0.524)	66595	268.686	53.737
	16 Acetone	43	2.947	2.948	(0.549)	143569	45.9088	9.182
	17 1,1-Dichloroethene	96	2.924	2.924	(0.544)	352446	47.9446	9.589
	18 Freon-113	151	2.936	2.936	(0.546)	304246	54.9384	10.988
	19 Iodomethane	142	3.078	3.078	(0.573)	577797	49.0581	9.812
	20 Carbon Disulfide	76	3.137	3.137	(0.584)	1101720	51.1876	10.238
	21 Methylene Chloride	84	3.326	3.326	(0.619)	413423	46.8083	9.362

22 Acetonitrile	41	3.184	3.184 (0.593)	124166	110.494	22.099
23 Acrylonitrile	53	3.527	3.527 (0.656)	493947	148.470	29.694

Data File: \\cansvr11\dd\chem\MSV\a3ux10.i\P90403A.b\UXX0567.D
Report Date: 03-Apr-2009 12:21

	Compounds	QUANT SIG MASS	RT	EXP RT	REL RT	RESPONSE	CONCENTRATIONS ON-COLUMN (ng)	FINAL (ug/L)
24	Methyl tert-butyl ether	73	3.551	3.551	(0.661)	1086567	49.6422	9.928
25	trans-1,2-Dichloroethene	96	3.563	3.563	(0.663)	403845	49.5265	9.905
26	Hexane	86	3.788	3.788	(0.705)	85868	46.7828	9.356
27	Vinyl acetate	43	3.941	3.941	(0.734)	1409553	113.536	22.707
28	1,1-Dichloroethane	63	3.918	3.918	(0.729)	714832	52.1058	10.421
29	tert-Butyl Alcohol	59	3.397	3.397	(0.632)	489244	785.592	157.12
30	2-Butanone	43	4.403	4.403	(0.819)	193858	50.9679	10.194
M 31	1,2-Dichloroethene (total)	96				829006	100.998	20.200
32	cis-1,2-dichloroethene	96	4.403	4.403	(0.819)	425161	51.4717	10.294
33	2,2-Dichloropropane	77	4.415	4.415	(0.822)	353815	46.9038	9.381
34	Bromochloromethane	128	4.604	4.604	(0.857)	205455	50.7281	10.146
35	Chloroform	83	4.663	4.663	(0.868)	651345	50.2504	10.050
36	Tetrahydrofuran	42	4.651	4.651	(0.866)	126730	53.5699	10.714
37	1,1,1-Trichloroethane	97	4.841	4.841	(0.901)	533763	51.2116	10.242
38	1,1-Dichloropropene	75	4.971	4.971	(0.925)	500009	50.0493	10.010
39	Carbon Tetrachloride	117	4.983	4.983	(0.927)	466834	49.8257	9.965
40	1,2-Dichloroethane	62	5.148	5.160	(0.958)	539506	51.4729	10.294
41	Benzene	78	5.148	5.148	(0.958)	1599245	49.7664	9.953
42	Trichloroethene	130	5.693	5.693	(1.059)	393805	48.3015	9.660
43	1,2-Dichloropropane	63	5.882	5.882	(1.095)	383994	51.0730	10.215
44	1,4-Dioxane	88	Compound Not Detected.					
45	Dibromomethane	93	5.988	5.989	(1.115)	224345	51.7266	10.345
46	Bromodichloromethane	83	6.107	6.107	(1.137)	453465	51.9265	10.385
47	2-Chloroethyl vinyl ether	63	6.355	6.355	(1.183)	217639	51.2337	10.247
48	cis-1,3-Dichloropropene	75	6.497	6.497	(1.209)	518440	49.9921	9.998
49	4-Methyl-2-pentanone	43	6.627	6.628	(1.233)	367459	50.5840	10.117
50	Toluene	91	6.805	6.805	(0.843)	1612986	52.5811	10.516
51	trans-1,3-Dichloropropene	75	6.982	6.982	(0.865)	464840	54.2743	10.855
52	Ethyl Methacrylate	69	Compound Not Detected.					
53	1,1,2-Trichloroethane	97	7.160	7.160	(0.887)	310898	50.5759	10.115
54	1,3-Dichloropropane	76	7.314	7.314	(0.906)	588103	52.6155	10.523
55	Tetrachloroethene	164	7.314	7.314	(0.906)	318156	49.9537	9.991
56	2-Hexanone	43	7.373	7.373	(0.914)	242154	51.6284	10.326
57	Dibromochloromethane	129	7.527	7.527	(0.933)	321601	52.6809	10.536
58	1,2-Dibromoethane	107	7.645	7.645	(0.947)	315536	51.2315	10.246
59	Chlorobenzene	112	8.095	8.107	(1.003)	1021217	49.7105	9.942
60	1,1,1,2-Tetrachloroethane	131	8.166	8.166	(1.012)	349400	50.3547	10.071
61	Ethylbenzene	106	8.189	8.189	(1.015)	550968	52.5156	10.503
62	m + p-Xylene	106	8.308	8.308	(1.029)	1371273	102.761	20.552
M 63	Xylenes (total)	106				2012366	152.764	30.553
64	Xylene-o	106	8.686	8.686	(1.076)	641093	50.0032	10.001
65	Styrene	104	8.698	8.698	(1.078)	1042675	49.2431	9.849
66	Bromoform	173	8.887	8.888	(1.101)	201514	49.2725	9.854
67	Isopropylbenzene	105	9.029	9.041	(1.119)	1627015	49.4943	9.899
68	1,1,2,2-Tetrachloroethane	83	9.313	9.314	(0.902)	435085	56.0162	11.203
69	1,4-Dichloro-2-butene	53	9.373	9.373	(0.907)	193680	121.046	24.209
70	1,2,3-Trichloropropane	110	9.361	9.361	(0.906)	146909	61.8869	12.377
71	Bromobenzene	156	9.349	9.349	(0.905)	422567	54.1483	10.830
72	n-Propylbenzene	120	9.432	9.432	(0.913)	458906	56.0500	11.210
73	2-Chlorotoluene	126	9.526	9.527	(0.922)	388623	52.2335	10.447
74	1,3,5-Trimethylbenzene	105	9.597	9.598	(0.929)	1320849	53.1990	10.640
75	4-Chlorotoluene	126	9.633	9.633	(0.932)	409229	52.8447	10.569

76 tert-Butylbenzene	119	9.929	9.929 (0.961)	1251647	58.3713	11.674
77 1,2,4-Trimethylbenzene	105	9.976	9.976 (0.966)	1367146	53.4670	10.693

Data File: \\cansvr11\dd\chem\MSV\a3ux10.i\P90403A.b\UXX0567.D
Report Date: 03-Apr-2009 12:21

						CONCENTRATIONS	
	QUANT SIG					ON-COLUMN	FINAL
Compounds	MASS	RT	EXP RT	REL RT	RESPONSE	(ng)	(ug/L)
78 sec-Butylbenzene	105	10.142	10.142	(0.982)	1578523	50.8045	10.161
79 4-Isopropyltoluene	119	10.284	10.284	(0.995)	1373332	51.9519	10.390
80 1,3-Dichlorobenzene	146	10.260	10.260	(0.993)	796595	50.0928	10.018
81 1,4-Dichlorobenzene	146	10.355	10.355	(1.002)	836955	49.3603	9.872
82 n-Butylbenzene	91	10.698	10.698	(1.036)	1138175	49.6346	9.927
83 1,2-Dichlorobenzene	146	10.722	10.722	(1.038)	744816	48.0258	9.605
84 1,2-Dibromo-3-chloropropane	157	11.503	11.503	(1.113)	72503	52.6009	10.520
85 1,2,4-Trichlorobenzene	180	12.343	12.343	(1.195)	453020	48.3377	9.668
86 Hexachlorobutadiene	225	12.508	12.508	(1.211)	185455	44.3428	8.868
87 Naphthalene	128	12.603	12.603	(1.220)	1158777	52.6561	10.531
88 1,2,3-Trichlorobenzene	180	12.863	12.863	(1.245)	463663	54.6295	10.926
14 Dichlorofluoromethane	67	Compound Not Detected.					
89 Ethyl Ether	59	2.699	2.697	(0.502)	310596	46.7569	9.351
91 3-Chloropropene	76	3.137	3.217	(0.584)	1101720	256.518	51.304
92 Isopropyl Ether	87	3.953	3.951	(0.736)	346333	51.1305	10.226
93 2-Chloro-1,3-butadiene	53	3.788	3.998	(0.705)	24233	2.57581	0.5152
94 Propionitrile	54	Compound Not Detected.					
95 Ethyl Acetate	43	4.403	4.436	(0.819)	190272	32.0107	6.402
96 Methacrylonitrile	41	Compound Not Detected.					
97 Isobutanol	41	5.006	5.016	(0.620)	713393	3205.02	641.00
99 n-Butanol	56	5.373	5.572	(0.666)	11213	62.2509	12.450
100 Methyl Methacrylate	41	5.953	5.951	(1.108)	33578	6.96669	1.393
101 2-Nitropropane	41	6.355	6.306	(1.183)	13017	11.1732	2.235
103 Cyclohexanone	55	9.136	9.134	(0.884)	98052	111.285	22.257
98 Cyclohexane	56	4.888	4.888	(0.910)	597674	38.6744	7.735
143 Methyl Acetate	43	3.231	3.231	(0.601)	309781	44.7528	8.950
144 Methylcyclohexane	83	5.870	5.870	(1.092)	539312	36.7735	7.355
141 1,3,5-Trichlorobenzene	180	Compound Not Detected.					
146 2-Methylnaphthalene	142	13.964	13.973	(1.352)	4289	5.41588	1.083
149 Vinyl Acetate-86	86	3.941	3.941	(0.734)	79655	60.2264	12.045

Data File: \\cansvr11\dd\chem\MSV\a3ux10.i\P90403A.b\UXX0567.D
Report Date: 03-Apr-2009 12:21

TestAmerica North Canton

INTERNAL STANDARD COMPOUNDS
AREA AND RT SUMMARY

Instrument ID: a3ux10.i
Lab File ID: UXX0567.D
Lab Smp Id: LCSD
Analysis Type: VOA
Quant Type: ISTD
Operator: 1904
Method File: \\cansvr11\dd\chem\MSV\a3ux10.i\P90403A.b\8260LLUX10.m
Misc Info: P90403A,8260LLUX10,,1904,3

Calibration Date: 03-APR-2009
Calibration Time: 10:04
Level: LOW
Sample Type: WATER

		AREA LIMIT			
COMPOUND	STANDARD	LOWER	UPPER	SAMPLE	%DIFF
1 Fluorobenzene	1825877	912939	3651754	1617910	-11.39
2 Chlorobenzene-d5	1297654	648827	2595308	1130928	-12.85
3 1,4-Dichlorobenze	785309	392655	1570618	629740	-19.81

		RT LIMIT			
COMPOUND	STANDARD	LOWER	UPPER	SAMPLE	%DIFF
1 Fluorobenzene	5.37	4.87	5.87	5.37	-0.00
2 Chlorobenzene-d5	8.07	7.57	8.57	8.07	-0.00
3 1,4-Dichlorobenze	10.33	9.83	10.83	10.33	-0.00

AREA UPPER LIMIT = +100% of internal standard area.
AREA LOWER LIMIT = - 50% of internal standard area.
RT UPPER LIMIT = + 0.50 minutes of internal standard RT.
RT LOWER LIMIT = - 0.50 minutes of internal standard RT.


Data File: \\cansvr11\dd\chem\MSV\a3ux10.i\P90403A.b\UXX0567.D
Date : 03-APR-2009 12:06
Client ID:
Sample Info: LCSD
Purge Volume: 5.0
Column phase: DB624
Instrument: a3ux10.i
Operator: 1904
Column diameter: 0.18
Y (x10^6)
Min
-Chloromethane
-Vinyl Chloride
-Bromomethane
-Chloroethane
-Trichlorofluoromethane
-Ethyl Ether
-Acrolein
-Acetone+
-Iodomethane
-Carbon Disulfide+
-Acetonitrile+
-Methylene Chloride
-tert-Butyl Alcohol
-Hexane+
Acrylonitrile+
Vinyl acetate+
2-Butanone+
-Bromochloromethane
-Chloroform+
-Dibromofluoromethane+
-Cyclohexane
-1,2-Dichloroethane-d4
1,1-Dichloropropene+
1,2-Dichloroethane+
Fluorobenzene+
-Trichloroethene
-Dibromomethane+
-Bromodichloromethane
1,2-Dichloropropane+
-2-Chloroethyl vinyl ether+
-cis-1,3-Dichloropropene
-4-Methyl-2-pentanone
Toluene-d8
Toluene
-trans-1,3-Dichloropropene
-1,1,2-Trichloroethane
-Dibromochloromethane
1,3-Dichloropropane+
-1,2-Dibromoethane
Chlorobenzene-d5+
1,1,1,2-Tetrachloroethane+
m + p-Xylene
-Bromoform
Xylene-o+
-Cyclohexanone
-Bromofluorobenzene
Isopropylbenzene
1,1,2,2-Tetrachloroethane+
n-Propylbenzene
2-Chlorotoluene
1,3,5-Trimethylbenzene+
1,2,4-Trimethylbenzene
tert-Butylbenzene
sec-Butylbenzene
4-Isopropyltoluene+
1,4-Dichlorobenzene-d4+
n-Butylbenzene+
-1,2-Dibromo-3-chloropropa
-1,2,4-Trichlorobenzene
-Hexachlorobutadiene
-Naphthalene
-1,2,3-Trichlorobenzene
-2-Methylnaphthalene
\\cansvr11\dd\chem\MSV\a3ux10.i\P90403A.b\UXX0567.D

LABORATORY CONTROL SAMPLE EVALUATION REPORT

GC/MS Volatiles

Client Lot #...: A9C310174 **Work Order #...:** K9THL1AC-LCS **Matrix.....:** SOLID
LCS Lot-Sample#: A9D080000-535 K9THL1AD-LCSD
Prep Date.....: 04/08/09 **Analysis Date..:** 04/08/09
Prep Batch #...: 9098535
Dilution Factor: 1 **Final Wgt/Vol..:** 5 mL
Initial Wgt/Vol: 5 g

PARAMETER	PERCENT RECOVERY	RECOVERY LIMITS	RPD	RPD LIMITS	METHOD
Xylenes (total)	104	(80 - 114)			SW846 8260B
	110	(80 - 114)	5.9	(0-30)	SW846 8260B
1,2-Dibromoethane	105	(62 - 150)			SW846 8260B
	113	(62 - 150)	6.6	(0-50)	SW846 8260B
Bromochloromethane	106	(75 - 127)			SW846 8260B
	106	(75 - 127)	0.090	(0-50)	SW846 8260B
Bromodichloromethane	107	(71 - 130)			SW846 8260B
	112	(71 - 130)	4.9	(0-50)	SW846 8260B
1,2-Dichloropropane	110	(72 - 124)			SW846 8260B
	113	(72 - 124)	3.2	(0-50)	SW846 8260B
cis-1,3-Dichloropropene	104	(72 - 132)			SW846 8260B
	108	(72 - 132)	4.0	(0-50)	SW846 8260B
Trichloroethene	106	(69 - 128)			SW846 8260B
	111	(69 - 128)	5.2	(0-50)	SW846 8260B
Dibromochloromethane	108	(61 - 147)			SW846 8260B
	113	(61 - 147)	4.7	(0-50)	SW846 8260B
1,1,2-Trichloroethane	101	(71 - 129)			SW846 8260B
	109	(71 - 129)	7.3	(0-50)	SW846 8260B
Benzene	101	(75 - 126)			SW846 8260B
	108	(75 - 126)	6.6	(0-50)	SW846 8260B
trans-1,3-Dichloropropene	111	(69 - 131)			SW846 8260B
	119	(69 - 131)	6.9	(0-50)	SW846 8260B
Bromoform	114	(62 - 141)			SW846 8260B
	114	(62 - 141)	0.15	(0-50)	SW846 8260B
4-Methyl-2-pentanone	125	(50 - 150)			SW846 8260B
	129	(50 - 150)	3.3	(0-50)	SW846 8260B
2-Hexanone	122	(55 - 144)			SW846 8260B
	131	(55 - 144)	7.0	(0-50)	SW846 8260B
Tetrachloroethene	111	(75 - 129)			SW846 8260B
	119	(75 - 129)	6.8	(0-50)	SW846 8260B
1,1,2,2-Tetrachloroethane	105	(68 - 144)			SW846 8260B
	114	(68 - 144)	8.4	(0-50)	SW846 8260B
Carbon tetrachloride	112	(69 - 132)			SW846 8260B
	115	(69 - 132)	2.8	(0-50)	SW846 8260B
Chloromethane	95	(56 - 144)			SW846 8260B
	100	(56 - 144)	4.6	(0-50)	SW846 8260B
Bromomethane	100	(57 - 153)			SW846 8260B
	101	(57 - 153)	0.93	(0-50)	SW846 8260B

(Continued on next page)

LABORATORY CONTROL SAMPLE EVALUATION REPORT

GC/MS Volatiles

Client Lot #...: A9C310174 **Work Order #...:** K9THL1AC-LCS **Matrix.....:** SOLID
LCS Lot-Sample#: A9D080000-535 K9THL1AD-LCSD

PARAMETER	PERCENT RECOVERY	RECOVERY LIMITS	RPD	RPD LIMITS	METHOD
Vinyl chloride	**96**	**(75 - 134)**			**SW846 8260B**
	102	**(75 - 134)**	**5.3**	**(0-50)**	**SW846 8260B**
Chloroethane	**103**	**(62 - 140)**			**SW846 8260B**
	109	**(62 - 140)**	**5.8**	**(0-50)**	**SW846 8260B**
Methylene chloride	**89**	**(66 - 131)**			**SW846 8260B**
	96	**(66 - 131)**	**8.5**	**(0-50)**	**SW846 8260B**
Acetone	**126**	**(50 - 150)**			**SW846 8260B**
	143	**(50 - 150)**	**12**	**(0-50)**	**SW846 8260B**
Carbon disulfide	**104**	**(64 - 123)**			**SW846 8260B**
	109	**(64 - 123)**	**5.0**	**(0-50)**	**SW846 8260B**
1,1-Dichloroethene	**107**	**(70 - 129)**			**SW846 8260B**
	110	**(70 - 129)**	**3.3**	**(0-50)**	**SW846 8260B**
1,1-Dichloroethane	**110**	**(80 - 126)**			**SW846 8260B**
	115	**(80 - 126)**	**4.4**	**(0-50)**	**SW846 8260B**
1,2-Dichloroethene (total)	**104**	**(73 - 115)**			**SW846 8260B**
	107	**(73 - 115)**	**2.9**	**(0-30)**	**SW846 8260B**
Chloroform	**104**	**(75 - 132)**			**SW846 8260B**
	109	**(75 - 132)**	**4.6**	**(0-50)**	**SW846 8260B**
1,2-Dichloroethane	**112**	**(75 - 121)**			**SW846 8260B**
	122 a	**(75 - 121)**	**8.2**	**(0-50)**	**SW846 8260B**
2-Butanone	**112**	**(50 - 150)**			**SW846 8260B**
	121	**(50 - 150)**	**7.6**	**(0-50)**	**SW846 8260B**
1,1,1-Trichloroethane	**107**	**(75 - 133)**			**SW846 8260B**
	110	**(75 - 133)**	**3.1**	**(0-50)**	**SW846 8260B**
Toluene	**103**	**(75 - 125)**			**SW846 8260B**
	111	**(75 - 125)**	**7.1**	**(0-50)**	**SW846 8260B**
Chlorobenzene	**102**	**(75 - 126)**			**SW846 8260B**
	109	**(75 - 126)**	**6.6**	**(0-50)**	**SW846 8260B**
Ethylbenzene	**105**	**(75 - 120)**			**SW846 8260B**
	111	**(75 - 120)**	**5.8**	**(0-50)**	**SW846 8260B**
Styrene	**102**	**(75 - 130)**			**SW846 8260B**
	107	**(75 - 130)**	**5.0**	**(0-50)**	**SW846 8260B**

SURROGATE	PERCENT RECOVERY	RECOVERY LIMITS
Dibromofluoromethane	95	(50 - 150)
	97	(50 - 150)
1,2-Dichloroethane-d4	96	(50 - 150)
	103	(50 - 150)
Toluene-d8	96	(50 - 150)
	97	(50 - 150)
4-Bromofluorobenzene	88	(50 - 150)
	92	(50 - 150)

(Continued on next page)

LABORATORY CONTROL SAMPLE EVALUATION REPORT

GC/MS Volatiles

Client Lot #...: A9C310174 **Work Order #...:** K9THL1AC-LCS **Matrix.....:** SOLID
LCS Lot-Sample#: A9D080000-535 K9THL1AD-LCSD

SURROGATE	PERCENT RECOVERY	RECOVERY LIMITS

NOTE(S):

Calculations are performed before rounding to avoid round-off errors in calculated results.

Bold print denotes control parameters

a Spiked analyte recovery is outside stated control limits.

LABORATORY CONTROL SAMPLE DATA REPORT

GC/MS Volatiles

Client Lot #...: A9C310174 **Work Order #...:** K9THL1AC-LCS **Matrix.....:** SOLID
LCS Lot-Sample#: A9D080000-535 K9THL1AD-LCSD
Prep Date.....: 04/08/09 **Analysis Date..:** 04/08/09
Prep Batch #...: 9098535
Dilution Factor: 1 **Final Wgt/Vol..:** 5 mL
Initial Wgt/Vol: 5 g

PARAMETER	SPIKE AMOUNT	MEASURED AMOUNT	UNITS	PERCENT RECOVERY	RPD	METHOD
Xylenes (total)	150	160	ug/kg	104		SW846 8260B
	150	170	ug/kg	110	5.9	SW846 8260B
1,2-Dibromoethane	50	53	ug/kg	105		SW846 8260B
	50	56	ug/kg	113	6.6	SW846 8260B
Bromochloromethane	50	53	ug/kg	106		SW846 8260B
	50	53	ug/kg	106	0.090	SW846 8260B
Bromodichloromethane	50	53	ug/kg	107		SW846 8260B
	50	56	ug/kg	112	4.9	SW846 8260B
1,2-Dichloropropane	50	55	ug/kg	110		SW846 8260B
	50	57	ug/kg	113	3.2	SW846 8260B
cis-1,3-Dichloropropene	50	52	ug/kg	104		SW846 8260B
	50	54	ug/kg	108	4.0	SW846 8260B
Trichloroethene	50	53	ug/kg	106		SW846 8260B
	50	56	ug/kg	111	5.2	SW846 8260B
Dibromochloromethane	50	54	ug/kg	108		SW846 8260B
	50	56	ug/kg	113	4.7	SW846 8260B
1,1,2-Trichloroethane	50	51	ug/kg	101		SW846 8260B
	50	55	ug/kg	109	7.3	SW846 8260B
Benzene	50	50	ug/kg	101		SW846 8260B
	50	54	ug/kg	108	6.6	SW846 8260B
trans-1,3-Dichloropropene	50	56	ug/kg	111		SW846 8260B
	50	60	ug/kg	119	6.9	SW846 8260B
Bromoform	50	57	ug/kg	114		SW846 8260B
	50	57	ug/kg	114	0.15	SW846 8260B
4-Methyl-2-pentanone	50	62	ug/kg	125		SW846 8260B
	50	64	ug/kg	129	3.3	SW846 8260B
2-Hexanone	50	61	ug/kg	122		SW846 8260B
	50	66	ug/kg	131	7.0	SW846 8260B
Tetrachloroethene	50	56	ug/kg	111		SW846 8260B
	50	59	ug/kg	119	6.8	SW846 8260B
1,1,2,2-Tetrachloroethane	50	52	ug/kg	105		SW846 8260B
	50	57	ug/kg	114	8.4	SW846 8260B
Carbon tetrachloride	50	56	ug/kg	112		SW846 8260B
	50	57	ug/kg	115	2.8	SW846 8260B
Chloromethane	50	48	ug/kg	95		SW846 8260B
	50	50	ug/kg	100	4.6	SW846 8260B
Bromomethane	50	50	ug/kg	100		SW846 8260B
	50	50	ug/kg	101	0.93	SW846 8260B

(Continued on next page)

LABORATORY CONTROL SAMPLE DATA REPORT

GC/MS Volatiles

Client Lot #...: A9C310174 **Work Order #...:** K9THL1AC-LCS **Matrix.....:** SOLID
LCS Lot-Sample#: A9D080000-535 K9THL1AD-LCSD

PARAMETER	SPIKE AMOUNT	MEASURED AMOUNT	UNITS	PERCENT RECOVERY	RPD	METHOD
Vinyl chloride	**50**	**48**	**ug/kg**	**96**		**SW846 8260B**
	50	**51**	**ug/kg**	**102**	**5.3**	**SW846 8260B**
Chloroethane	**50**	**51**	**ug/kg**	**103**		**SW846 8260B**
	50	**54**	**ug/kg**	**109**	**5.8**	**SW846 8260B**
Methylene chloride	**50**	**44**	**ug/kg**	**89**		**SW846 8260B**
	50	**48**	**ug/kg**	**96**	**8.5**	**SW846 8260B**
Acetone	**50**	**63**	**ug/kg**	**126**		**SW846 8260B**
	50	**71**	**ug/kg**	**143**	**12**	**SW846 8260B**
Carbon disulfide	**50**	**52**	**ug/kg**	**104**		**SW846 8260B**
	50	**55**	**ug/kg**	**109**	**5.0**	**SW846 8260B**
1,1-Dichloroethene	**50**	**53**	**ug/kg**	**107**		**SW846 8260B**
	50	**55**	**ug/kg**	**110**	**3.3**	**SW846 8260B**
1,1-Dichloroethane	**50**	**55**	**ug/kg**	**110**		**SW846 8260B**
	50	**57**	**ug/kg**	**115**	**4.4**	**SW846 8260B**
1,2-Dichloroethene (total)	**100**	**100**	**ug/kg**	**104**		**SW846 8260B**
	100	**110**	**ug/kg**	**107**	**2.9**	**SW846 8260B**
Chloroform	**50**	**52**	**ug/kg**	**104**		**SW846 8260B**
	50	**55**	**ug/kg**	**109**	**4.6**	**SW846 8260B**
1,2-Dichloroethane	**50**	**56**	**ug/kg**	**112**		**SW846 8260B**
	50	**61 a**	**ug/kg**	**122**	**8.2**	**SW846 8260B**
2-Butanone	**50**	**56**	**ug/kg**	**112**		**SW846 8260B**
	50	**61**	**ug/kg**	**121**	**7.6**	**SW846 8260B**
1,1,1-Trichloroethane	**50**	**54**	**ug/kg**	**107**		**SW846 8260B**
	50	**55**	**ug/kg**	**110**	**3.1**	**SW846 8260B**
Toluene	**50**	**52**	**ug/kg**	**103**		**SW846 8260B**
	50	**55**	**ug/kg**	**111**	**7.1**	**SW846 8260B**
Chlorobenzene	**50**	**51**	**ug/kg**	**102**		**SW846 8260B**
	50	**54**	**ug/kg**	**109**	**6.6**	**SW846 8260B**
Ethylbenzene	**50**	**52**	**ug/kg**	**105**		**SW846 8260B**
	50	**55**	**ug/kg**	**111**	**5.8**	**SW846 8260B**
Styrene	**50**	**51**	**ug/kg**	**102**		**SW846 8260B**
	50	**53**	**ug/kg**	**107**	**5.0**	**SW846 8260B**

SURROGATE	PERCENT RECOVERY	RECOVERY LIMITS
Dibromofluoromethane	95	(50 - 150)
	97	(50 - 150)
1,2-Dichloroethane-d4	96	(50 - 150)
	103	(50 - 150)
Toluene-d8	96	(50 - 150)
	97	(50 - 150)
4-Bromofluorobenzene	88	(50 - 150)
	92	(50 - 150)

(Continued on next page)

LABORATORY CONTROL SAMPLE DATA REPORT

GC/MS Volatiles

Client Lot #...: A9C310174 **Work Order #...:** K9THL1AC-LCS **Matrix.....:** SOLID
LCS Lot-Sample#: A9D080000-535 K9THL1AD-LCSD

SURROGATE	PERCENT RECOVERY	RECOVERY LIMITS

NOTE(S):

Calculations are performed before rounding to avoid round-off errors in calculated results.

Bold print denotes control parameters

a Spiked analyte recovery is outside stated control limits.

Data File: \\cansvr11\dd\chem\MSV\a3ux8a.i\M90408A.b\UX86701.D
Report Date: 09-Apr-2009 15:39

TestAmerica North Canton

VOLATILE REPORT SW-846 Method 8260A/8260B

Data file : \\cansvr11\dd\chem\MSV\a3ux8a.i\M90408A.b\UX86701.D
Lab Smp Id: K9THL1AC
Inj Date : 08-APR-2009 20:22
Operator : 402279 Inst ID: a3ux8a.i
Smp Info : CHECK
Misc Info : M90408A,8260SUX8,,402279,3
Comment :
Method : \\cansvr11\dd\chem\MSV\a3ux8a.i\M90408A.b\8260SUX8.m
Meth Date : 08-Apr-2009 20:04 latat Quant Type: ISTD
Cal Date : 07-APR-2009 21:55 Cal File: UX86679.D
Als bottle: 6 QC Sample: METHSPIKE
Dil Factor: 1.00000
Integrator: HP RTE Compound Sublist: 4-8260+IX.sub
Target Version: 4.14
Processing Host: CANPGCV909

Concentration Formula: Amt * DF * 1/Vo * CpndVariable

Name	Value	Description
DF	1.000	Dilution Factor
Vo	5.000	Sample Volume
Va	100.000	Injection Volume
Cpnd Variable		Local Compound Variable

Compounds	QUANT SIG MASS	RT	EXP RT	REL RT	RESPONSE	CONCENTRATIONS ON-COLUMN (ng)	FINAL (UG/KG)
* 1 Fluorobenzene	96	5.305	5.306	(1.000)	1054830	250.000	
* 2 Chlorobenzene-d5	117	7.848	7.849	(1.000)	766164	250.000	
* 3 1,4-Dichlorobenzene-d4	152	10.044	10.039	(1.000)	348463	250.000	
$ 4 Dibromofluoromethane	113	4.782	4.789	(0.901)	172491	237.363	47.472
$ 5 1,2-Dichloroethane-d4	65	5.056	5.057	(0.953)	236461	239.107	47.821
$ 6 Toluene-d8	98	6.577	6.583	(1.240)	752394	241.133	48.227
$ 7 Bromofluorobenzene	95	8.925	8.926	(1.137)	257971	220.166	44.033
8 Dichlorodifluoromethane	85	1.655	1.656	(0.312)	109456	164.461	32.892
9 Chloromethane	50	1.832	1.832	(0.345)	395022	237.739	47.548
10 Vinyl Chloride	62	1.947	1.954	(0.367)	328464	240.823	48.164
11 Bromomethane	94	2.282	2.276	(0.430)	114963	249.463	49.892
12 Chloroethane	64	2.379	2.380	(0.449)	173883	256.373	51.275
13 Trichlorofluoromethane	101	2.604	2.599	(0.491)	251618	298.592	59.718
15 Acrolein	56	2.969	2.976	(0.560)	226305	1970.58	394.12(R)
16 Acetone	43	3.097	3.104	(0.584)	180308	315.429	63.086
17 1,1-Dichloroethene	96	3.042	3.049	(0.573)	202547	267.211	53.442
18 Freon-113	151	3.042	3.049	(0.573)	157549	307.099	61.420
19 Iodomethane	142	3.182	3.183	(0.600)	319712	258.637	51.727
20 Carbon Disulfide	76	3.237	3.238	(0.610)	603071	259.825	51.965
21 Methylene Chloride	84	3.444	3.444	(0.649)	214436	221.328	44.266

22 Acetonitrile	41	3.334	3.335 (0.629)	187481	835.503	167.10
23 Acrylonitrile	53	3.638	3.645 (0.686)	545195	871.701	174.34

Data File: \\cansvr11\dd\chem\MSV\a3ux8a.i\M90408A.b\UX86701.D
Report Date: 09-Apr-2009 15:39

	Compounds	QUANT SIG MASS	RT	EXP RT	REL RT	RESPONSE	CONCENTRATIONS ON-COLUMN (ng)	FINAL (UG/KG)
	24 Methyl tert-butyl ether	73	3.645	3.645	(0.687)	667241	261.880	52.376
	25 trans-1,2-Dichloroethene	96	3.651	3.651	(0.688)	229868	254.901	50.980
	26 Hexane	86	3.845	3.846	(0.725)	62109	283.387	56.677
	27 Vinyl acetate	43	4.003	4.004	(0.755)	1793479	610.125	122.02
	28 1,1-Dichloroethane	63	3.979	3.980	(0.750)	563734	274.974	54.995
	29 tert-Butyl Alcohol	59	3.523	3.530	(0.664)	805337	5250.29	1050.0
	30 2-Butanone	43	4.429	4.430	(0.835)	240854	281.240	56.248
M	31 1,2-Dichloroethene (total)	96				485264	520.098	104.02
	32 cis-1,2-dichloroethene	96	4.423	4.424	(0.834)	255396	265.197	53.039
	33 2,2-Dichloropropane	77	4.423	4.424	(0.834)	222834	273.620	54.724
	34 Bromochloromethane	128	4.612	4.612	(0.869)	118196	264.038	52.808
	35 Chloroform	83	4.660	4.661	(0.878)	350368	260.311	52.062
	36 Tetrahydrofuran	42	4.642	4.649	(0.875)	171432	281.953	56.390
	37 1,1,1-Trichloroethane	97	4.813	4.813	(0.907)	296716	267.676	53.535
	38 1,1-Dichloropropene	75	4.928	4.935	(0.929)	280111	269.388	53.878
	39 Carbon Tetrachloride	117	4.934	4.935	(0.930)	281385	278.810	55.762
	40 1,2-Dichloroethane	62	5.111	5.111	(0.963)	388851	280.492	56.098
	41 Benzene	78	5.098	5.099	(0.961)	866139	251.644	50.329
	42 Trichloroethene	130	5.591	5.592	(1.054)	230242	264.301	52.860
	43 1,2-Dichloropropane	63	5.780	5.780	(1.089)	314838	274.486	54.897
	44 1,4-Dioxane	88	Compound Not Detected.					
	45 Dibromomethane	93	5.883	5.884	(1.109)	119714	278.999	55.800
	46 Bromodichloromethane	83	5.993	5.993	(1.130)	259291	267.487	53.497
	47 2-Chloroethyl vinyl ether	63	6.212	6.212	(1.171)	190275	286.067	57.213
	48 cis-1,3-Dichloropropene	75	6.352	6.358	(1.197)	343739	258.762	51.752
	49 4-Methyl-2-pentanone	43	6.467	6.468	(1.219)	524887	311.527	62.305
	50 Toluene	91	6.638	6.638	(0.846)	925503	258.091	51.618
	51 trans-1,3-Dichloropropene	75	6.814	6.815	(0.868)	322003	278.456	55.691
	52 Ethyl Methacrylate	69	Compound Not Detected.					
	53 1,1,2-Trichloroethane	97	6.978	6.979	(0.889)	181771	253.545	50.709
	54 1,3-Dichloropropane	76	7.130	7.131	(0.909)	338371	263.645	52.729
	55 Tetrachloroethene	164	7.106	7.107	(0.905)	165422	277.703	55.541
	56 2-Hexanone	43	7.173	7.174	(0.914)	380468	306.076	61.215
	57 Dibromochloromethane	129	7.331	7.332	(0.934)	204456	269.135	53.827
	58 1,2-Dibromoethane	107	7.453	7.453	(0.950)	189981	263.665	52.733
	59 Chlorobenzene	112	7.873	7.873	(1.003)	603890	254.491	50.898
	60 1,1,1,2-Tetrachloroethane	131	7.939	7.940	(1.012)	219926	265.843	53.169
	61 Ethylbenzene	106	7.952	7.952	(1.013)	351884	261.758	52.352
	62 m + p-Xylene	106	8.055	8.056	(1.026)	857973	522.403	104.48
M	63 Xylenes (total)	106				1268581	779.696	155.94
	64 Xylene-o	106	8.432	8.433	(1.074)	410608	257.293	51.459
	65 Styrene	104	8.438	8.445	(1.075)	658222	254.040	50.808
	66 Bromoform	173	8.633	8.640	(1.100)	115830	284.537	56.907
	67 Isopropylbenzene	105	8.767	8.767	(1.117)	1070041	267.627	53.525
	68 1,1,2,2-Tetrachloroethane	83	9.053	9.053	(0.901)	224327	261.409	52.282
	69 1,4-Dichloro-2-butene	53	9.107	9.108	(0.907)	287661	562.543	112.51
	70 1,2,3-Trichloropropane	110	9.107	9.108	(0.907)	76417	282.433	56.487
	71 Bromobenzene	156	9.083	9.084	(0.904)	226352	254.478	50.896
	72 n-Propylbenzene	120	9.156	9.157	(0.912)	290227	271.085	54.217
	73 2-Chlorotoluene	126	9.253	9.260	(0.921)	242975	249.836	49.967
	74 1,3,5-Trimethylbenzene	105	9.320	9.321	(0.928)	842955	263.410	52.682
	75 4-Chlorotoluene	126	9.357	9.358	(0.932)	252187	263.474	52.695

76 tert-Butylbenzene	119	9.637	9.637 (0.959)	746066	265.769	53.154
77 1,2,4-Trimethylbenzene	105	9.685	9.686 (0.964)	870351	267.769	53.554

Data File: \\cansvr11\dd\chem\MSV\a3ux8a.i\M90408A.b\UX86701.D
Report Date: 09-Apr-2009 15:39

	Compounds	QUANT SIG MASS	RT	EXP RT	REL RT	RESPONSE	CONCENTRATIONS ON-COLUMN (ng)	FINAL (UG/KG)
78	sec-Butylbenzene	105	9.850	9.850	(0.981)	1086333	268.925	53.785
79	4-Isopropyltoluene	119	9.990	9.990	(0.995)	911902	279.860	55.972
80	1,3-Dichlorobenzene	146	9.977	9.978	(0.993)	453558	266.428	53.286
81	1,4-Dichlorobenzene	146	10.063	10.063	(1.002)	453097	252.649	50.530
82	n-Butylbenzene	91	10.391	10.392	(1.035)	791243	283.235	56.647
83	1,2-Dichlorobenzene	146	10.434	10.434	(1.039)	421012	262.978	52.596
84	1,2-Dibromo-3-chloropropane	157	11.212	11.207	(1.116)	47316	268.112	53.622
85	1,2,4-Trichlorobenzene	180	12.028	12.028	(1.197)	265063	275.301	55.060
86	Hexachlorobutadiene	225	12.180	12.186	(1.213)	110684	279.613	55.922
87	Naphthalene	128	12.289	12.290	(1.223)	780232	253.630	50.726
88	1,2,3-Trichlorobenzene	180	12.545	12.545	(1.249)	227416	260.373	52.075
14	Dichlorofluoromethane	67	Compound Not Detected.					
89	Ethyl Ether	59	2.848	2.852	(0.537)	330707	267.076	53.415
91	3-Chloropropene	76	Compound Not Detected.					
92	Isopropyl Ether	87	4.003	4.008	(0.755)	214005	246.416	49.283
93	2-Chloro-1,3-butadiene	53	Compound Not Detected.					
94	Propionitrile	54	Compound Not Detected.					
95	Ethyl Acetate	43	Compound Not Detected.					
96	Methacrylonitrile	41	Compound Not Detected.					
97	Isobutanol	41	4.983	4.987	(0.635)	997524	15209.7	3041.9(A)
99	n-Butanol	56	Compound Not Detected.					
100	Methyl Methacrylate	41	Compound Not Detected.					
101	2-Nitropropane	41	Compound Not Detected.					
98	Cyclohexane	56	4.849	4.850	(0.914)	742975	247.923	49.584
143	Methyl Acetate	43	3.353	3.359	(0.632)	393160	263.974	52.795
144	Methylcyclohexane	83	5.743	5.744	(1.083)	423650	229.217	45.843
141	1,3,5-Trichlorobenzene	180	Compound Not Detected.					
103	Cyclohexanone	55	8.888	8.887	(0.885)	159392	564.937	112.99(R)
155	tert-Butyl Ethyl ether	59	Compound Not Detected.					
156	tert-Amyl Methyl ether	73	Compound Not Detected.					
157	1,2,3-Trimethylbenzene	105	10.105	10.103	(1.006)	852592	252.896	50.579(A)
153	Vinyl Acetate-86	86	4.003	4.004	(0.755)	51406	296.745	59.349
146	2-Methylnaphthalene	142	Compound Not Detected.					

QC Flag Legend

A - Target compound detected but, quantitated amount
exceeded maximum amount.
R - Spike/Surrogate failed recovery limits.

Data File: \\cansvr11\dd\chem\MSV\a3ux8a.i\M90408A.b\UX86701.D
Report Date: 09-Apr-2009 15:39

TestAmerica North Canton

INTERNAL STANDARD COMPOUNDS
AREA AND RT SUMMARY

Instrument ID: a3ux8a.i
Lab File ID: UX86701.D
Lab Smp Id: K9THL1AC
Analysis Type: VOA
Quant Type: ISTD
Operator: 402279
Method File: \\cansvr11\dd\chem\MSV\a3ux8a.i\M90408A.b\8260SUX8.m
Misc Info: M90408A,8260SUX8,,402279,3

Calibration Date: 08-APR-2009
Calibration Time: 18:24
Level: LOW
Sample Type: SOIL

		AREA LIMIT			
COMPOUND	STANDARD	LOWER	UPPER	SAMPLE	%DIFF
1 Fluorobenzene	1113993	556997	2227986	1054830	-5.31
2 Chlorobenzene-d5	797134	398567	1594268	766164	-3.89
3 1,4-Dichlorobenze	368444	184222	736888	348463	-5.42

		RT LIMIT			
COMPOUND	STANDARD	LOWER	UPPER	SAMPLE	%DIFF
1 Fluorobenzene	5.31	4.81	5.81	5.31	-0.01
2 Chlorobenzene-d5	7.85	7.35	8.35	7.85	-0.01
3 1,4-Dichlorobenze	10.04	9.54	10.54	10.04	0.05

AREA UPPER LIMIT = +100% of internal standard area.
AREA LOWER LIMIT = - 50% of internal standard area.
RT UPPER LIMIT = + 0.50 minutes of internal standard RT.
RT LOWER LIMIT = - 0.50 minutes of internal standard RT.

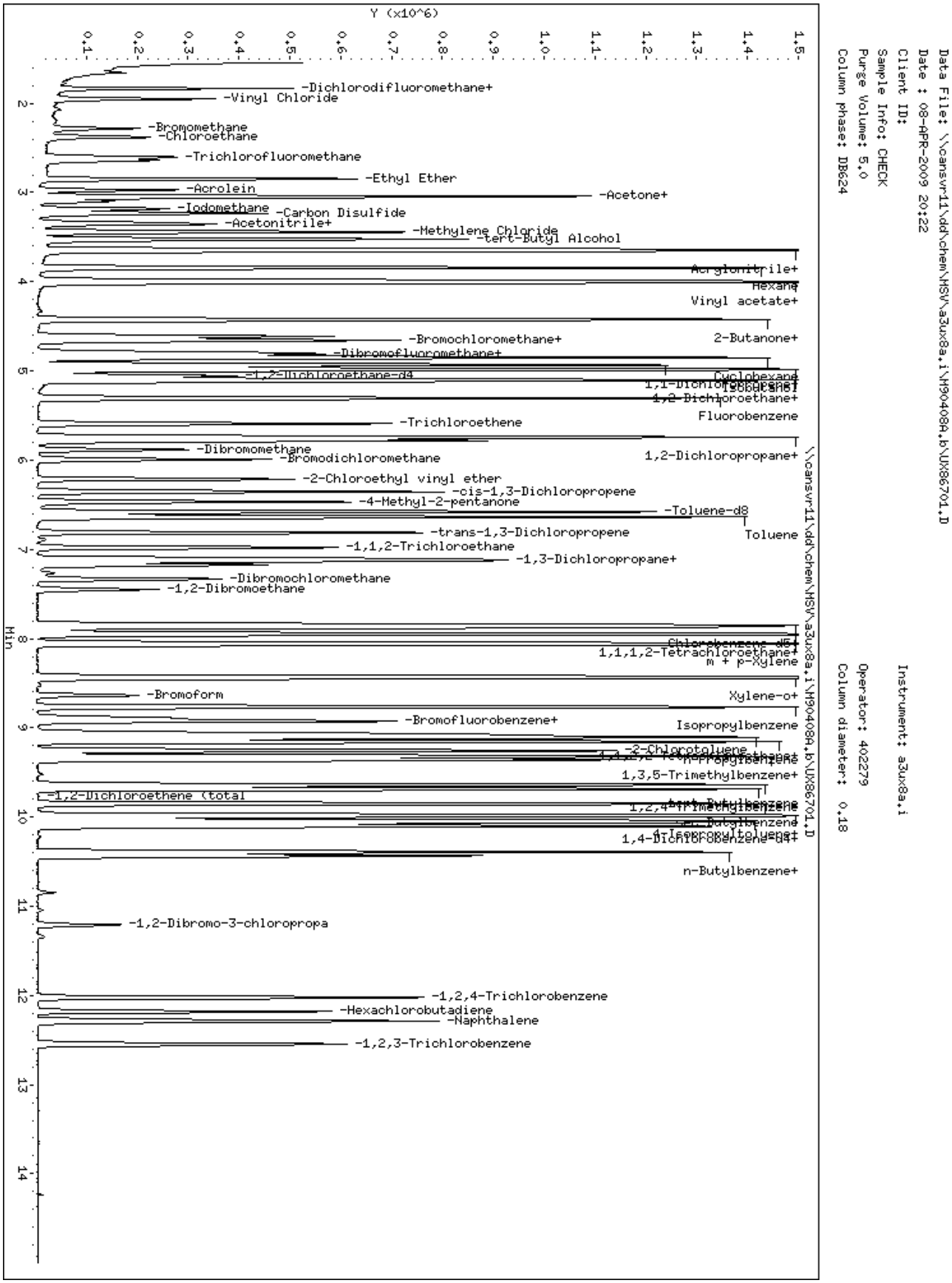

Data File: \\cansvr11\dd\chem\MSV\a3ux8a.i\M90408A.b\UX86701.D
Date : 08-APR-2009 20:22
Client ID:
Sample Info: CHECK
Purge Volume: 5.0
Column phase: DB624

Instrument: a3ux8a.i
Operator: 402279
Column diameter: 0.18

Data File: \\cansvr11\dd\chem\MSV\a3ux8a.i\M90408A.b\UX86705.D
Report Date: 09-Apr-2009 15:39

TestAmerica North Canton

VOLATILE REPORT SW-846 Method 8260A/8260B

Data file : \\cansvr11\dd\chem\MSV\a3ux8a.i\M90408A.b\UX86705.D
Lab Smp Id: K9THL1AD
Inj Date : 08-APR-2009 22:16
Operator : 402279 Inst ID: a3ux8a.i
Smp Info : CHECKDUP
Misc Info : M90408A,8260SUX8,,402279,3
Comment :
Method : \\cansvr11\dd\chem\MSV\a3ux8a.i\M90408A.b\8260SUX8.m
Meth Date : 08-Apr-2009 20:04 latat Quant Type: ISTD
Cal Date : 07-APR-2009 21:55 Cal File: UX86679.D
Als bottle: 10 QC Sample: METHSPIKE
Dil Factor: 1.00000
Integrator: HP RTE Compound Sublist: 4-8260+IX.sub
Target Version: 4.14
Processing Host: CANPGCV909

Concentration Formula: Amt * DF * 1/Vo * CpndVariable

Name	Value	Description
DF	1.000	Dilution Factor
Vo	5.000	Sample Volume
Va	100.000	Injection Volume
Cpnd Variable		Local Compound Variable

Compounds	QUANT SIG MASS	RT	EXP RT	REL RT	RESPONSE	CONCENTRATIONS ON-COLUMN (ng)	FINAL (UG/KG)
* 1 Fluorobenzene	96	5.305	5.306	(1.000)	1014518	250.000	
* 2 Chlorobenzene-d5	117	7.842	7.849	(1.000)	708739	250.000	
* 3 1,4-Dichlorobenzene-d4	152	10.044	10.039	(1.000)	312769	250.000	
$ 4 Dibromofluoromethane	113	4.782	4.789	(0.901)	169015	241.821	48.364
$ 5 1,2-Dichloroethane-d4	65	5.056	5.057	(0.953)	246035	258.673	51.735
$ 6 Toluene-d8	98	6.577	6.583	(1.240)	729683	243.147	48.629
$ 7 Bromofluorobenzene	95	8.925	8.926	(1.138)	249082	229.804	45.961
8 Dichlorodifluoromethane	85	1.655	1.656	(0.312)	110586	172.762	34.552
9 Chloromethane	50	1.831	1.832	(0.345)	397895	248.983	49.797
10 Vinyl Chloride	62	1.947	1.954	(0.367)	333213	254.012	50.802
11 Bromomethane	94	2.276	2.276	(0.429)	111610	251.810	50.362
12 Chloroethane	64	2.379	2.380	(0.448)	177334	271.851	54.370
13 Trichlorofluoromethane	101	2.604	2.599	(0.491)	257307	317.476	63.495
15 Acrolein	56	2.969	2.976	(0.560)	229623	2078.92	415.78(R)
16 Acetone	43	3.097	3.104	(0.584)	192818	356.474	71.295
17 1,1-Dichloroethene	96	3.042	3.049	(0.573)	201276	276.085	55.217
18 Freon-113	151	3.042	3.049	(0.573)	156519	317.214	63.443
19 Iodomethane	142	3.176	3.183	(0.599)	317190	266.793	53.358
20 Carbon Disulfide	76	3.231	3.238	(0.609)	609816	273.170	54.634
21 Methylene Chloride	84	3.438	3.444	(0.648)	222797	240.924	48.185

22 Acetonitrile	41	3.334	3.335 (0.628)	187153	867.182	173.44
23 Acrylonitrile	53	3.638	3.645 (0.686)	547199	909.670	181.93

Data File: \\cansvr11\dd\chem\MSV\a3ux8a.i\M90408A.b\UX86705.D
Report Date: 09-Apr-2009 15:39

	Compounds	QUANT SIG MASS	RT	EXP RT	REL RT	RESPONSE	CONCENTRATIONS ON-COLUMN (ng)	FINAL (UG/KG)
	24 Methyl tert-butyl ether	73	3.644	3.645	(0.687)	656874	268.055	53.611
	25 trans-1,2-Dichloroethene	96	3.650	3.651	(0.688)	228232	263.143	52.629
	26 Hexane	86	3.839	3.846	(0.724)	64162	304.387	60.877
	27 Vinyl acetate	43	4.003	4.004	(0.755)	1813123	641.317	128.26
	28 1,1-Dichloroethane	63	3.979	3.980	(0.750)	566567	287.337	57.467
	29 tert-Butyl Alcohol	59	3.523	3.530	(0.664)	843863	5720.05	1144.0
	30 2-Butanone	43	4.429	4.430	(0.835)	249896	303.393	60.678
M	31 1,2-Dichloroethene (total)	96				480514	535.515	107.10
	32 cis-1,2-dichloroethene	96	4.423	4.424	(0.834)	252282	272.372	54.474
	33 2,2-Dichloropropane	77	4.423	4.424	(0.834)	227604	290.582	58.116
	34 Bromochloromethane	128	4.612	4.612	(0.869)	113792	264.300	52.860
	35 Chloroform	83	4.654	4.661	(0.877)	352883	272.598	54.520
	36 Tetrahydrofuran	42	4.642	4.649	(0.875)	176798	302.332	60.466
	37 1,1,1-Trichloroethane	97	4.806	4.813	(0.906)	294407	276.147	55.229
	38 1,1-Dichloropropene	75	4.928	4.935	(0.929)	293643	293.623	58.725
	39 Carbon Tetrachloride	117	4.934	4.935	(0.930)	278373	286.786	57.357
	40 1,2-Dichloroethane	62	5.110	5.111	(0.963)	406099	304.574	60.915
	41 Benzene	78	5.098	5.099	(0.961)	889986	268.847	53.769
	42 Trichloroethene	130	5.591	5.592	(1.054)	233270	278.417	55.683
	43 1,2-Dichloropropane	63	5.780	5.780	(1.089)	312510	283.282	56.656
	44 1,4-Dioxane	88	Compound Not Detected.					
	45 Dibromomethane	93	5.877	5.884	(1.108)	121968	295.547	59.109
	46 Bromodichloromethane	83	5.993	5.993	(1.130)	261906	280.921	56.184
	47 2-Chloroethyl vinyl ether	63	6.212	6.212	(1.171)	179518	280.619	56.124
	48 cis-1,3-Dichloropropene	75	6.352	6.358	(1.197)	344225	269.424	53.885
	49 4-Methyl-2-pentanone	43	6.467	6.468	(1.219)	521617	321.888	64.378
	50 Toluene	91	6.637	6.638	(0.846)	918832	276.991	55.398
	51 trans-1,3-Dichloropropene	75	6.814	6.815	(0.869)	319143	298.344	59.669
	52 Ethyl Methacrylate	69	Compound Not Detected.					
	53 1,1,2-Trichloroethane	97	6.978	6.979	(0.890)	180955	272.858	54.572
	54 1,3-Dichloropropane	76	7.130	7.131	(0.909)	330075	278.019	55.604
	55 Tetrachloroethene	164	7.106	7.107	(0.906)	163844	297.340	59.468(R)
	56 2-Hexanone	43	7.173	7.174	(0.915)	377457	328.257	65.651
	57 Dibromochloromethane	129	7.331	7.332	(0.935)	198214	282.059	56.412
	58 1,2-Dibromoethane	107	7.447	7.453	(0.950)	187818	281.783	56.357
	59 Chlorobenzene	112	7.872	7.873	(1.004)	597044	271.992	54.398
	60 1,1,1,2-Tetrachloroethane	131	7.939	7.940	(1.012)	209669	273.980	54.796
	61 Ethylbenzene	106	7.951	7.952	(1.014)	344969	277.406	55.481
	62 m + p-Xylene	106	8.055	8.056	(1.027)	848517	558.506	111.70
M	63 Xylenes (total)	106				1245251	827.248	165.45
	64 Xylene-o	106	8.426	8.433	(1.074)	396734	268.742	53.748
	65 Styrene	104	8.438	8.445	(1.076)	639869	266.966	53.393
	66 Bromoform	173	8.639	8.640	(1.102)	107313	284.974	56.995
	67 Isopropylbenzene	105	8.767	8.767	(1.118)	1037273	280.452	56.090
	68 1,1,2,2-Tetrachloroethane	83	9.053	9.053	(0.901)	218909	284.208	56.842
	69 1,4-Dichloro-2-butene	53	9.107	9.108	(0.907)	281361	613.016	122.60
	70 1,2,3-Trichloropropane	110	9.107	9.108	(0.907)	77314	318.359	63.672
	71 Bromobenzene	156	9.083	9.084	(0.904)	222033	278.110	55.622
	72 n-Propylbenzene	120	9.156	9.157	(0.912)	275640	286.842	57.368
	73 2-Chlorotoluene	126	9.253	9.260	(0.921)	232513	266.363	53.273
	74 1,3,5-Trimethylbenzene	105	9.320	9.321	(0.928)	812091	282.725	56.545
	75 4-Chlorotoluene	126	9.357	9.358	(0.932)	243018	282.870	56.574

76 tert-Butylbenzene	119	9.637	9.637 (0.959)	713943	283.351	56.670
77 1,2,4-Trimethylbenzene	105	9.685	9.686 (0.964)	828428	283.958	56.792

Data File: \\cansvr11\dd\chem\MSV\a3ux8a.i\M90408A.b\UX86705.D
Report Date: 09-Apr-2009 15:39

						CONCENTRATIONS	
Compounds	QUANT SIG MASS	RT	EXP RT	REL RT	RESPONSE	ON-COLUMN (ng)	FINAL (UG/KG)
78 sec-Butylbenzene	105	9.850	9.850	(0.981)	1042516	287.530	57.506
79 4-Isopropyltoluene	119	9.989	9.990	(0.995)	860781	294.319	58.864
80 1,3-Dichlorobenzene	146	9.977	9.978	(0.993)	420824	275.411	55.082
81 1,4-Dichlorobenzene	146	10.062	10.063	(1.002)	432750	268.841	53.768
82 n-Butylbenzene	91	10.391	10.392	(1.035)	734083	292.762	58.552
83 1,2-Dichlorobenzene	146	10.440	10.434	(1.039)	388488	270.356	54.071
84 1,2-Dibromo-3-chloropropane	157	11.212	11.207	(1.116)	45421	286.747	57.349
85 1,2,4-Trichlorobenzene	180	12.027	12.028	(1.197)	225127	260.507	52.101
86 Hexachlorobutadiene	225	12.186	12.186	(1.213)	93634	263.535	52.707
87 Naphthalene	128	12.289	12.290	(1.223)	660173	239.094	47.819
88 1,2,3-Trichlorobenzene	180	12.551	12.545	(1.250)	192111	245.053	49.011
14 Dichlorofluoromethane	67	Compound Not Detected.					
89 Ethyl Ether	59	2.847	2.852	(0.537)	330874	277.829	55.566
91 3-Chloropropene	76	Compound Not Detected.					
92 Isopropyl Ether	87	4.003	4.008	(0.755)	210161	251.605	50.321
93 2-Chloro-1,3-butadiene	53	Compound Not Detected.					
94 Propionitrile	54	Compound Not Detected.					
95 Ethyl Acetate	43	Compound Not Detected.					
96 Methacrylonitrile	41	Compound Not Detected.					
97 Isobutanol	41	4.983	4.987	(0.635)	1071835	17666.9	3533.4(A)
99 n-Butanol	56	Compound Not Detected.					
100 Methyl Methacrylate	41	Compound Not Detected.					
101 2-Nitropropane	41	Compound Not Detected.					
98 Cyclohexane	56	4.849	4.850	(0.914)	748841	259.809	51.962
143 Methyl Acetate	43	3.352	3.359	(0.632)	410554	286.605	57.321
144 Methylcyclohexane	83	5.743	5.744	(1.083)	421921	237.352	47.470
141 1,3,5-Trichlorobenzene	180	Compound Not Detected.					
103 Cyclohexanone	55	8.888	8.887	(0.885)	164145	648.178	129.64(R)
155 tert-Butyl Ethyl ether	59	Compound Not Detected.					
156 tert-Amyl Methyl ether	73	Compound Not Detected.					
157 1,2,3-Trimethylbenzene	105	10.105	10.103	(1.006)	802979	265.362	53.072(A)
153 Vinyl Acetate-86	86	4.003	4.004	(0.755)	52550	315.010	63.002
146 2-Methylnaphthalene	142	Compound Not Detected.					

QC Flag Legend

A - Target compound detected but, quantitated amount exceeded maximum amount.
R - Spike/Surrogate failed recovery limits.

Data File: \\cansvr11\dd\chem\MSV\a3ux8a.i\M90408A.b\UX86705.D
Report Date: 09-Apr-2009 15:39

TestAmerica North Canton

INTERNAL STANDARD COMPOUNDS
AREA AND RT SUMMARY

Instrument ID: a3ux8a.i
Lab File ID: UX86705.D
Lab Smp Id: K9THL1AD
Analysis Type: VOA
Quant Type: ISTD
Operator: 402279
Method File: \\cansvr11\dd\chem\MSV\a3ux8a.i\M90408A.b\8260SUX8.m
Misc Info: M90408A,8260SUX8,,402279,3

Calibration Date: 08-APR-2009
Calibration Time: 18:24
Level: LOW
Sample Type: SOIL

		AREA LIMIT			
COMPOUND	STANDARD	LOWER	UPPER	SAMPLE	%DIFF
1 Fluorobenzene	1113993	556997	2227986	1014518	-8.93
2 Chlorobenzene-d5	797134	398567	1594268	708739	-11.09
3 1,4-Dichlorobenze	368444	184222	736888	312769	-15.11

		RT LIMIT			
COMPOUND	STANDARD	LOWER	UPPER	SAMPLE	%DIFF
1 Fluorobenzene	5.31	4.81	5.81	5.31	-0.01
2 Chlorobenzene-d5	7.85	7.35	8.35	7.84	-0.09
3 1,4-Dichlorobenze	10.04	9.54	10.54	10.04	0.05

AREA UPPER LIMIT = +100% of internal standard area.
AREA LOWER LIMIT = - 50% of internal standard area.
RT UPPER LIMIT = + 0.50 minutes of internal standard RT.
RT LOWER LIMIT = - 0.50 minutes of internal standard RT.



Data File: \\cansvr11\dd\chem\MSV\a3ux8a.i\M90408A.b\UX86705.D
Date : 08-APR-2009 22:16
Client ID:
Sample Info: CHECKDUP
Purge Volume: 5.0
Column phase: DB624

Instrument: a3ux8a.i
Operator: 402279
Column diameter: 0.18

\\cansvr11\dd\chem\MSV\a3ux8a.i\M90408A.b\UX86705.D

LABORATORY CONTROL SAMPLE EVALUATION REPORT

GC/MS Volatiles

Client Lot #...: A9C310174 **Work Order #...:** K9V7M1AA **Matrix.....:** SOLID
LCS Lot-Sample#: A9D090000-403
Prep Date.....: 04/09/09 **Analysis Date..:** 04/09/09
Prep Batch #...: 9099403
Dilution Factor: 1 **Final Wgt/Vol..:** 5 mL
Initial Wgt/Vol: 0.1 mL

PARAMETER	PERCENT RECOVERY	RECOVERY LIMITS	METHOD
Benzene	**92**	**(76 - 118)**	**SW846 8260B**
2-Butanone (MEK)	97	(40 - 110)	SW846 8260B
Carbon tetrachloride	83	(71 - 124)	SW846 8260B
Chlorobenzene	**91**	**(76 - 113)**	**SW846 8260B**
Chloroform	93	(82 - 117)	SW846 8260B
1,2-Dichloroethane	95	(78 - 122)	SW846 8260B
1,1-Dichloroethylene	**100**	**(67 - 128)**	**SW846 8260B**
Tetrachloroethylene	96	(64 - 121)	SW846 8260B
Trichloroethylene	**93**	**(76 - 119)**	**SW846 8260B**
Vinyl chloride	101	(47 - 123)	SW846 8260B

SURROGATE	PERCENT RECOVERY	RECOVERY LIMITS
Dibromofluoromethane	103	(86 - 124)
1,2-Dichloroethane-d4	103	(80 - 122)
Toluene-d8	104	(90 - 122)
4-Bromofluorobenzene	102	(84 - 125)

NOTE(S):

Calculations are performed before rounding to avoid round-off errors in calculated results.

Bold print denotes control parameters

LABORATORY CONTROL SAMPLE DATA REPORT

GC/MS Volatiles

Client Lot #...: A9C310174 **Work Order #...:** K9V7M1AA **Matrix.....:** SOLID
LCS Lot-Sample#: A9D090000-403
Prep Date.....: 04/09/09 **Analysis Date..:** 04/09/09
Prep Batch #...: 9099403
Dilution Factor: 1 **Final Wgt/Vol..:** 5 mL
Initial Wgt/Vol: 0.1 mL

PARAMETER	SPIKE AMOUNT	MEASURED AMOUNT	UNITS	PERCENT RECOVERY	METHOD
Benzene	**1.0**	**0.92**	**mg/L**	**92**	**SW846 8260B**
2-Butanone (MEK)	1.0	0.97	mg/L	97	SW846 8260B
Carbon tetrachloride	1.0	0.83	mg/L	83	SW846 8260B
Chlorobenzene	**1.0**	**0.91**	**mg/L**	**91**	**SW846 8260B**
Chloroform	1.0	0.93	mg/L	93	SW846 8260B
1,2-Dichloroethane	1.0	0.95	mg/L	95	SW846 8260B
1,1-Dichloroethylene	**1.0**	**1.0**	**mg/L**	**100**	**SW846 8260B**
Tetrachloroethylene	1.0	0.96	mg/L	96	SW846 8260B
Trichloroethylene	**1.0**	**0.93**	**mg/L**	**93**	**SW846 8260B**
Vinyl chloride	1.0	1.0	mg/L	101	SW846 8260B

SURROGATE	PERCENT RECOVERY	RECOVERY LIMITS
Dibromofluoromethane	103	(86 - 124)
1,2-Dichloroethane-d4	103	(80 - 122)
Toluene-d8	104	(90 - 122)
4-Bromofluorobenzene	102	(84 - 125)

NOTE(S):

Calculations are performed before rounding to avoid round-off errors in calculated results.

Bold print denotes control parameters

Data File: \\cansvr11\dd\chem\MSV\a3ux12.i\T90409A.b\UX125147.D
Report Date: 09-Apr-2009 17:29

TestAmerica North Canton

VOLATILE REPORT SW-846 Method 8260A/8260B

Data file : \\cansvr11\dd\chem\MSV\a3ux12.i\T90409A.b\UX125147.D
Lab Smp Id: ZHE LCS
Inj Date : 09-APR-2009 17:13
Operator : 1903 Inst ID: a3ux12.i
Smp Info : ZHE LCS,0.1ML/5ML
Misc Info : T90409A,8260MIUX12,,1903,3
Comment   :
Method   : \\cansvr11\dd\chem\MSV\a3ux12.i\T90409A.b\8260MIUX12.m
Meth Date : 09-Apr-2009 17:04 laveyt Quant Type: ISTD
Cal Date : 01-APR-2009 17:16 Cal File: UX124993.D
Als bottle: 3 QC Sample: METHSPIKE
Dil Factor: 1.00000
Integrator: HP RTE Compound Sublist: 2-8260.sub
Target Version: 4.14
Processing Host: CANSVR11

Concentration Formula: Amt * DF * 1/Vo * CpndVariable

Name	Value	Description
DF	1.000	Dilution Factor
Vo	0.10000	Sample volume
Va	100.000	Injection Volume
Cpnd Variable		Local Compound Variable

	Compounds	QUANT SIG MASS	RT	EXP RT	REL RT	RESPONSE	CONCENTRATIONS ON-COLUMN (ng)	FINAL (ug/L)
*	1 Fluorobenzene	96	5.454	5.454	(1.000)	627364	100.000	
*	2 Chlorobenzene-d5	117	8.140	8.140	(1.000)	562302	100.000	
*	3 1,4-Dichlorobenzene-d4	152	10.376	10.376	(1.000)	325207	100.000	
$	4 Dibromofluoromethane	113	4.898	4.898	(0.898)	151814	124.419	1244.2
$	5 1,2-Dichloroethane-d4	65	5.182	5.182	(0.950)	183292	124.602	1246.0
$	6 Toluene-d8	98	6.815	6.815	(0.837)	648448	125.733	1257.3
$	7 Bromofluorobenzene	95	9.241	9.240	(1.135)	270669	123.127	1231.3
	8 Dichlorodifluoromethane	85	1.691	1.691	(0.310)	118099	93.1621	931.62
	9 Chloromethane	50	1.869	1.868	(0.343)	185083	112.018	1120.2
	10 Vinyl Chloride	62	1.975	1.975	(0.362)	193214	100.920	1009.2
	11 Bromomethane	94	2.295	2.283	(0.421)	107964	72.6415	726.42
	12 Chloroethane	64	2.389	2.377	(0.438)	126439	74.7141	747.14
	13 Trichlorofluoromethane	101	2.590	2.590	(0.475)	287810	119.524	1195.2
	15 Acrolein	56	2.945	2.945	(0.540)	85685	289.719	2897.2
	16 Acetone	43	3.076	3.075	(0.564)	62391	89.3659	893.66
	17 1,1-Dichloroethene	61	3.052	3.052	(0.560)	299785	99.6458	996.46
	18 Freon-113	101	3.040	3.040	(0.557)	186234	124.310	1243.1
	19 Iodomethane	142	3.206	3.206	(0.588)	253228	83.9431	839.43
	20 Carbon Disulfide	76	3.253	3.253	(0.596)	501860	102.279	1022.8
	21 Methylene Chloride	84	3.478	3.466	(0.638)	184461	85.2580	852.58

22 Acetonitrile	41	3.324	3.324 (0.610)	76689	401.075	4010.7
23 Acrylonitrile	53	3.644	3.643 (0.668)	181294	267.058	2670.6

Data File: \\cansvr11\dd\chem\MSV\a3ux12.i\T90409A.b\UX125147.D
Report Date: 09-Apr-2009 17:29

	Compounds	QUANT SIG MASS	RT	EXP RT	REL RT	RESPONSE	CONCENTRATIONS ON-COLUMN (ng)	FINAL (ug/L)
24	Methyl tert-butyl ether	73	3.667	3.655	(0.672)	396853	85.5313	855.31
25	trans-1,2-Dichloroethene	61	3.667	3.667	(0.672)	169325	79.0197	790.20
26	Hexane	57	3.880	3.880	(0.711)	113651	106.666	1066.6
27	Vinyl acetate	43	4.046	4.046	(0.742)	471919	180.913	1809.1
152	Vinyl acetate - 86	86	4.046	4.046	(0.742)	35507	100.663	1006.6(A)
28	1,1-Dichloroethane	63	4.022	4.022	(0.738)	210730	91.8151	918.15
29	tert-Butyl Alcohol	59	3.513	3.525	(0.644)	370320	2064.56	20646(A)
30	2-Butanone	43	4.507	4.507	(0.826)	74408	97.2510	972.51
M 31	1,2-Dichloroethene (total)	61				343397	172.737	1727.4
32	cis-1,2-dichloroethene	61	4.507	4.507	(0.826)	174072	93.7175	937.17
33	2,2-Dichloropropane	77	4.507	4.507	(0.826)	89543	94.5330	945.33
34	Bromochloromethane	128	4.709	4.708	(0.863)	73412	95.2789	952.79
35	Chloroform	83	4.756	4.756	(0.872)	219085	92.9461	929.46
36	Tetrahydrofuran	42	4.744	4.744	(0.870)	45463	104.011	1040.1
37	1,1,1-Trichloroethane	97	4.922	4.921	(0.902)	142755	78.4918	784.92
38	1,1-Dichloropropene	75	5.052	5.052	(0.926)	173115	98.4092	984.09
39	Carbon Tetrachloride	117	5.064	5.063	(0.928)	130809	82.8894	828.89
40	1,2-Dichloroethane	62	5.253	5.241	(0.963)	180722	95.0817	950.82
41	Benzene	78	5.241	5.241	(0.961)	538167	91.6846	916.84
42	Trichloroethene	130	5.762	5.762	(1.056)	146311	92.6274	926.27
43	1,2-Dichloropropane	63	5.963	5.963	(1.093)	117850	87.7989	877.99
44	1,4-Dioxane	88	Compound Not Detected.					
45	Dibromomethane	93	6.069	6.069	(1.113)	87066	97.9951	979.95
46	Bromodichloromethane	83	6.188	6.187	(1.135)	155049	90.3099	903.10
47	2-Chloroethyl vinyl ether	63	6.436	6.424	(1.180)	88749	95.2162	952.16
48	cis-1,3-Dichloropropene	75	6.578	6.578	(1.206)	184524	83.1131	831.13
49	4-Methyl-2-pentanone	43	6.696	6.696	(1.228)	149238	103.837	1038.4
50	Toluene	91	6.874	6.874	(0.844)	587963	86.8364	868.36
51	trans-1,3-Dichloropropene	75	7.063	7.063	(0.868)	177333	80.3026	803.03
52	Ethyl Methacrylate	69	Compound Not Detected.					
53	1,1,2-Trichloroethane	97	7.229	7.229	(0.888)	128470	86.8573	868.57
54	1,3-Dichloropropane	76	7.395	7.394	(0.908)	245590	90.8856	908.86
55	Tetrachloroethene	164	7.371	7.371	(0.906)	114870	95.6155	956.15
56	2-Hexanone	43	7.442	7.442	(0.914)	116754	96.3517	963.52
57	Dibromochloromethane	129	7.608	7.607	(0.935)	120090	82.5774	825.77
58	1,2-Dibromoethane	107	7.714	7.726	(0.948)	144103	90.1354	901.35
59	Chlorobenzene	112	8.164	8.164	(1.003)	437519	90.5488	905.49
60	1,1,1,2-Tetrachloroethane	131	8.235	8.235	(1.012)	121039	78.0861	780.86
61	Ethylbenzene	91	8.247	8.246	(1.013)	648379	92.8376	928.38
62	m + p-Xylene	91	8.353	8.353	(1.026)	1026107	186.387	1863.9
M 63	Xylenes (total)	91				1559591	279.102	2791.0
64	Xylene-o	91	8.744	8.743	(1.074)	533484	92.7149	927.15
65	Styrene	104	8.755	8.755	(1.076)	473458	82.6294	826.29
66	Bromoform	173	8.945	8.945	(1.099)	75024	77.3909	773.91
67	Isopropylbenzene	105	9.087	9.087	(1.116)	562471	107.999	1080.0
68	1,1,2,2-Tetrachloroethane	83	9.371	9.371	(0.903)	212779	85.8342	858.34
69	1,4-Dichloro-2-butene	53	9.430	9.430	(0.909)	112931	166.194	1661.9
70	1,2,3-Trichloropropane	110	9.430	9.430	(0.909)	76978	88.7336	887.34
71	Bromobenzene	156	9.406	9.406	(0.906)	191431	79.6217	796.22
72	n-Propylbenzene	91	9.489	9.489	(0.914)	628581	89.3254	893.25
73	2-Chlorotoluene	126	9.584	9.584	(0.924)	153067	81.7310	817.31
74	1,3,5-Trimethylbenzene	105	9.655	9.655	(0.930)	440924	86.3304	863.30

75 4-Chlorotoluene	126	9.690	9.690 (0.934)	168392	87.1986	871.98
76 tert-Butylbenzene	119	9.974	9.974 (0.961)	364769	79.3491	793.49

Data File: \\cansvr11\dd\chem\MSV\a3ux12.i\T90409A.b\UX125147.D
Report Date: 09-Apr-2009 17:29

	Compounds	QUANT SIG MASS	RT	EXP RT	REL RT	RESPONSE	CONCENTRATIONS ON-COLUMN (ng)	FINAL (ug/L)
77	1,2,4-Trimethylbenzene	105	10.022	10.021	(0.966)	475183	85.5352	855.35
78	sec-Butylbenzene	105	10.187	10.187	(0.982)	460618	76.5564	765.56
79	4-Isopropyltoluene	119	10.329	10.329	(0.995)	424827	81.5585	815.58
80	1,3-Dichlorobenzene	146	10.317	10.317	(0.994)	313910	79.6592	796.59
81	1,4-Dichlorobenzene	146	10.400	10.400	(1.002)	337786	79.2721	792.72
82	n-Butylbenzene	91	10.731	10.743	(1.034)	323176	71.8561	718.56
83	1,2-Dichlorobenzene	146	10.779	10.779	(1.039)	324927	79.7102	797.10
84	1,2-Dibromo-3-chloropropane	157	11.560	11.560	(1.114)	37495	74.6683	746.68
85	1,2,4-Trichlorobenzene	180	12.388	12.388	(1.194)	144504	63.2364	632.36
86	Hexachlorobutadiene	225	12.554	12.554	(1.210)	58495	56.1017	561.02
87	Naphthalene	128	12.648	12.648	(1.219)	474238	68.9795	689.80
88	1,2,3-Trichlorobenzene	180	12.909	12.920	(1.244)	133303	59.4151	594.15
98	Cyclohexane	56	4.969	4.969	(0.911)	159588	89.3316	893.32
143	Methyl Acetate	43	3.348	3.348	(0.614)	137825	91.0735	910.73
144	Methylcyclohexane	83	5.927	5.927	(1.087)	137009	93.7664	937.66
141	1,3,5-Trichlorobenzene	180	11.761	11.761	(1.133)	2249	0.97283	9.728

QC Flag Legend

A - Target compound detected but, quantitated amount exceeded maximum amount.

Data File: \\cansvr11\dd\chem\MSV\a3ux12.i\T90409A.b\UX125147.D
Report Date: 09-Apr-2009 17:29

TestAmerica North Canton

INTERNAL STANDARD COMPOUNDS
AREA AND RT SUMMARY

Instrument ID: a3ux12.i
Lab File ID: UX125147.D
Lab Smp Id: ZHE LCS
Analysis Type: VOA
Quant Type: ISTD
Operator: 1903
Method File: \\cansvr11\dd\chem\MSV\a3ux12.i\T90409A.b\8260MIUX12.m
Misc Info: T90409A,8260MIUX12,,1903,3

Calibration Date: 09-APR-2009
Calibration Time: 16:48
Level: LOW
Sample Type: WATER

		AREA LIMIT			
COMPOUND	STANDARD	LOWER	UPPER	SAMPLE	%DIFF
1 Fluorobenzene	631882	315941	1263764	627364	-0.72
2 Chlorobenzene-d5	561051	280526	1122102	562302	0.22
3 1,4-Dichlorobenze	314684	157342	629368	325207	3.34

		RT LIMIT			
COMPOUND	STANDARD	LOWER	UPPER	SAMPLE	%DIFF
1 Fluorobenzene	5.45	4.95	5.95	5.45	0.00
2 Chlorobenzene-d5	8.14	7.64	8.64	8.14	0.00
3 1,4-Dichlorobenze	10.38	9.88	10.88	10.38	0.00

AREA UPPER LIMIT = +100% of internal standard area.
AREA LOWER LIMIT = - 50% of internal standard area.
RT UPPER LIMIT = + 0.50 minutes of internal standard RT.
RT LOWER LIMIT = - 0.50 minutes of internal standard RT.

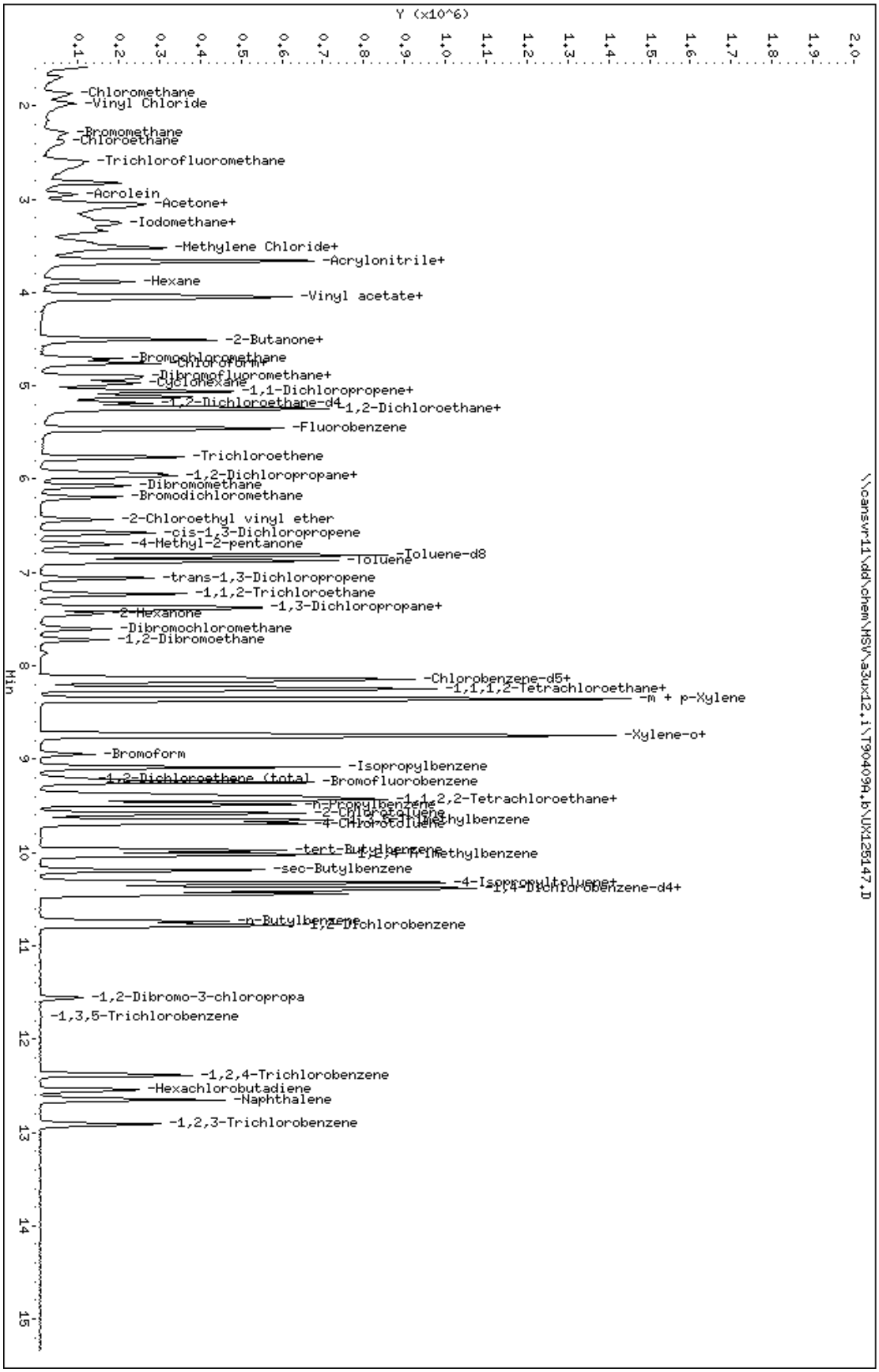
Data File: \\cansvr11\dd\chem\MSV\a3ux12.i\T90409A.b\UX125147.D
Date : 09-APR-2009 17:13
Client ID:
Sample Info: ZHE LCS,0.1ML/5ML
Purge Volume: 0.1
Column phase: DB624
Instrument: a3ux12.i
Operator: 1903
Column diameter: 0.18
\\cansvr11\dd\chem\MSV\a3ux12.i\T90409A.b\UX125147.D
Y (x10^6)
Min
-Chloromethane
-Vinyl Chloride
-Bromomethane
-Chloroethane
-Trichlorofluoromethane
-Acrolein
-Acetone+
-Iodomethane+
-Methylene Chloride+
-Acrylonitrile+
-Hexane
-Vinyl acetate+
-2-Butanone+
-Bromochloromethane
-Chloroform+
-Dibromofluoromethane+
-Cyclohexane
-1,1-Dichloropropene+
-1,2-Dichloroethane-d4
1,2-Dichloroethane+
-Fluorobenzene
-Trichloroethene
-1,2-Dichloropropane+
-Dibromomethane
-Bromodichloromethane
-2-Chloroethyl vinyl ether
-cis-1,3-Dichloropropene
-4-Methyl-2-pentanone
-Toluene-d8
-Toluene
-trans-1,3-Dichloropropene
-1,1,2-Trichloroethane
-1,3-Dichloropropane+
-2-Hexanone
-Dibromochloromethane
-1,2-Dibromoethane
-Chlorobenzene-d5+
-1,1,1,2-Tetrachloroethane+
-m + p-Xylene
-Xylene-o+
-Bromoform
-Isopropylbenzene
-1,2-Dichloroethene (total)
-Bromofluorobenzene
-1,1,2,2-Tetrachloroethane+
-n-Propylbenzene
-2-Chlorotoluene
-1,3,5-Trimethylbenzene
-4-Chlorotoluene
-tert-Butylbenzene
1,2,4-Trimethylbenzene
-sec-Butylbenzene
-4-Isopropyltoluene+
1,4-Dichlorobenzene-d4+
-n-Butylbenzene
1,2-Dichlorobenzene
-1,2-Dibromo-3-chloropropa
-1,3,5-Trichlorobenzene
-1,2,4-Trichlorobenzene
-Hexachlorobutadiene
-Naphthalene
-1,2,3-Trichlorobenzene

METHOD BLANK REPORT

GC/MS Volatiles

Client Lot #...: A9C310174 **Work Order #...:** K9JQR1AA **Matrix.....:** WATER
MB Lot-Sample #: A9D030000-216

Prep Date.....: 04/03/09 **Final Wgt/Vol..:** 5 mL
Analysis Date..: 04/03/09 **Prep Batch #...:** 9093216
Dilution Factor: 1 **Initial Wgt/Vol:** 5 mL

PARAMETER	RESULT	REPORTING LIMIT	UNITS	METHOD
Acetone	ND	10	ug/L	SW846 8260B
Benzene	ND	1.0	ug/L	SW846 8260B
Bromochloromethane	ND	1.0	ug/L	SW846 8260B
Bromodichloromethane	ND	1.0	ug/L	SW846 8260B
Bromoform	ND	1.0	ug/L	SW846 8260B
Bromomethane	ND	1.0	ug/L	SW846 8260B
Carbon disulfide	ND	1.0	ug/L	SW846 8260B
Carbon tetrachloride	ND	1.0	ug/L	SW846 8260B
Chlorobenzene	ND	1.0	ug/L	SW846 8260B
Dibromochloromethane	ND	1.0	ug/L	SW846 8260B
Chloroethane	ND	1.0	ug/L	SW846 8260B
Chloroform	ND	1.0	ug/L	SW846 8260B
Chloromethane	ND	1.0	ug/L	SW846 8260B
1,1-Dichloroethane	ND	1.0	ug/L	SW846 8260B
1,2-Dichloroethane	ND	1.0	ug/L	SW846 8260B
1,1-Dichloroethene	ND	1.0	ug/L	SW846 8260B
1,2-Dichloropropane	ND	1.0	ug/L	SW846 8260B
cis-1,3-Dichloropropene	ND	1.0	ug/L	SW846 8260B
trans-1,3-Dichloropropene	ND	1.0	ug/L	SW846 8260B
Ethylbenzene	ND	1.0	ug/L	SW846 8260B
2-Hexanone	ND	10	ug/L	SW846 8260B
Methylene chloride	ND	1.0	ug/L	SW846 8260B
Styrene	ND	1.0	ug/L	SW846 8260B
1,1,2,2-Tetrachloroethane	ND	1.0	ug/L	SW846 8260B
Tetrachloroethene	ND	1.0	ug/L	SW846 8260B
Toluene	ND	1.0	ug/L	SW846 8260B
1,1,1-Trichloroethane	ND	1.0	ug/L	SW846 8260B
1,1,2-Trichloroethane	ND	1.0	ug/L	SW846 8260B
Trichloroethene	ND	1.0	ug/L	SW846 8260B
Vinyl chloride	ND	1.0	ug/L	SW846 8260B
Xylenes (total)	ND	2.0	ug/L	SW846 8260B
1,2-Dibromoethane	ND	1.0	ug/L	SW846 8260B
2-Butanone	ND	10	ug/L	SW846 8260B
4-Methyl-2-pentanone	ND	10	ug/L	SW846 8260B
1,2-Dichloroethene (total)	ND	1.0	ug/L	SW846 8260B

SURROGATE	PERCENT RECOVERY	RECOVERY LIMITS
Dibromofluoromethane	95	(50 - 150)
1,2-Dichloroethane-d4	97	(50 - 150)

(Continued on next page)

METHOD BLANK REPORT

GC/MS Volatiles

Client Lot #...: A9C310174 **Work Order #...:** K9JQR1AA **Matrix.....:** WATER

PARAMETER	RESULT	REPORTING LIMIT	UNITS	METHOD
Toluene-d8	96	(50 - 150)		
4-Bromofluorobenzene	85	(50 - 150)		

NOTE(S):

Calculations are performed before rounding to avoid round-off errors in calculated results.

Data File: \\cansvr11\dd\chem\MSV\a3ux10.i\P90403A.b\UXX0568.D
Report Date: 06-Apr-2009 10:11

STL Inc North Canton

VOLATILE REPORT SW-846 Method 8260A/B

Data file : \\cansvr11\dd\chem\MSV\a3ux10.i\P90403A.b\UXX0568.D
Lab Smp Id: VBLK
Inj Date : 03-APR-2009 12:28
Operator : 1904 Inst ID: a3ux10.i
Smp Info : VBLK,5ML/5ML
Misc Info : P90403A,8260LLUX10,,1904,3,,BLANK,,0
Comment :
Method : \\cansvr11\dd\chem\MSV\a3ux10.i\P90403A.b\8260LLUX10.m
Meth Date : 03-Apr-2009 16:08 quayler Quant Type: ISTD
Cal Date : 02-MAR-2009 23:12 Cal File: UXX9863.D
Als bottle: 7 QC Sample: BLANK
Dil Factor: 1.00000
Integrator: HP RTE Compound Sublist: 4-8260+IX.sub
Target Version: 4.14
Processing Host: CANSVR11

Concentration Formula: Amt * DF * 1/Vo * CpndVariable

Name	Value	Description
DF	1.000	Dilution Factor
Vo	5.000	Sample volume
Va	100.000	Injection Volume
Cpnd Variable		Local Compound Variable

Compounds	QUANT SIG MASS	RT	EXP RT	REL RT	RESPONSE	CONCENTRATIONS ON-COLUMN (ng)	FINAL (ug/L)
* 1 Fluorobenzene	96	5.372	5.373	(1.000)	1483723	50.0000	
* 2 Chlorobenzene-d5	117	8.069	8.071	(1.000)	1031691	50.0000	
* 3 1,4-Dichlorobenzene-d4	152	10.330	10.331	(1.000)	526723	50.0000	
$ 4 Dibromofluoromethane	113	4.792	4.793	(0.892)	289540	47.7236	9.545
$ 5 1,2-Dichloroethane-d4	65	5.088	5.089	(0.947)	377878	48.5688	9.714
$ 6 Toluene-d8	98	6.744	6.746	(0.836)	1108996	48.1292	9.626
$ 7 Bromofluorobenzene	95	9.194	9.183	(1.139)	363629	42.4600	8.492
8 Dichlorodifluoromethane	85	Compound Not Detected.					
9 Chloromethane	50	Compound Not Detected.					
10 Vinyl Chloride	62	Compound Not Detected.					
11 Bromomethane	94	Compound Not Detected.					
12 Chloroethane	64	Compound Not Detected.					
13 Trichlorofluoromethane	101	Compound Not Detected.					
15 Acrolein	56	Compound Not Detected.					
16 Acetone	43	Compound Not Detected.					
17 1,1-Dichloroethene	96	Compound Not Detected.					
18 Freon-113	151	Compound Not Detected.					
19 Iodomethane	142	Compound Not Detected.					
20 Carbon Disulfide	76	Compound Not Detected.					
21 Methylene Chloride	84	3.324	3.326	(0.619)	11241	1.38782	0.2776

22 Acetonitrile	41	Compound Not Detected.
23 Acrylonitrile	53	Compound Not Detected.

Data File: \\cansvr11\dd\chem\MSV\a3ux10.i\P90403A.b\UXX0568.D
Report Date: 06-Apr-2009 10:11

	Compounds	QUANT SIG MASS	RT	EXP RT	REL RT	RESPONSE	CONCENTRATIONS ON-COLUMN (ng)	CONCENTRATIONS FINAL (ug/L)
	24 Methyl tert-butyl ether	73	Compound Not Detected.					
	25 trans-1,2-Dichloroethene	96	Compound Not Detected.					
	26 Hexane	86	Compound Not Detected.					
	27 Vinyl acetate	43	Compound Not Detected.					
	28 1,1-Dichloroethane	63	Compound Not Detected.					
	29 tert-Butyl Alcohol	59	Compound Not Detected.					
	30 2-Butanone	43	Compound Not Detected.					
M	31 1,2-Dichloroethene (total)	96	Compound Not Detected.					
	32 cis-1,2-dichloroethene	96	Compound Not Detected.					
	33 2,2-Dichloropropane	77	Compound Not Detected.					
	34 Bromochloromethane	128	Compound Not Detected.					
	35 Chloroform	83	Compound Not Detected.					
	36 Tetrahydrofuran	42	Compound Not Detected.					
	37 1,1,1-Trichloroethane	97	Compound Not Detected.					
	38 1,1-Dichloropropene	75	Compound Not Detected.					
	39 Carbon Tetrachloride	117	Compound Not Detected.					
	40 1,2-Dichloroethane	62	Compound Not Detected.					
	41 Benzene	78	Compound Not Detected.					
	42 Trichloroethene	130	Compound Not Detected.					
	43 1,2-Dichloropropane	63	Compound Not Detected.					
	44 1,4-Dioxane	88	Compound Not Detected.					
	45 Dibromomethane	93	Compound Not Detected.					
	46 Bromodichloromethane	83	Compound Not Detected.					
	47 2-Chloroethyl vinyl ether	63	Compound Not Detected.					
	48 cis-1,3-Dichloropropene	75	Compound Not Detected.					
	49 4-Methyl-2-pentanone	43	Compound Not Detected.					
	50 Toluene	91	Compound Not Detected.					
	51 trans-1,3-Dichloropropene	75	Compound Not Detected.					
	52 Ethyl Methacrylate	69	Compound Not Detected.					
	53 1,1,2-Trichloroethane	97	Compound Not Detected.					
	54 1,3-Dichloropropane	76	Compound Not Detected.					
	55 Tetrachloroethene	164	Compound Not Detected.					
	56 2-Hexanone	43	Compound Not Detected.					
	57 Dibromochloromethane	129	Compound Not Detected.					
	58 1,2-Dibromoethane	107	Compound Not Detected.					
	59 Chlorobenzene	112	Compound Not Detected.					
	60 1,1,1,2-Tetrachloroethane	131	Compound Not Detected.					
	61 Ethylbenzene	106	Compound Not Detected.					
	62 m + p-Xylene	106	Compound Not Detected.					
M	63 Xylenes (total)	106	Compound Not Detected.					
	64 Xylene-o	106	Compound Not Detected.					
	65 Styrene	104	Compound Not Detected.					
	66 Bromoform	173	Compound Not Detected.					
	67 Isopropylbenzene	105	Compound Not Detected.					
	68 1,1,2,2-Tetrachloroethane	83	Compound Not Detected.					
	69 1,4-Dichloro-2-butene	53	Compound Not Detected.					
	70 1,2,3-Trichloropropane	110	Compound Not Detected.					
	71 Bromobenzene	156	Compound Not Detected.					
	72 n-Propylbenzene	120	Compound Not Detected.					
	73 2-Chlorotoluene	126	Compound Not Detected.					
	74 1,3,5-Trimethylbenzene	105	Compound Not Detected.					
	75 4-Chlorotoluene	126	Compound Not Detected.					

76	tert-Butylbenzene	119	Compound Not Detected.
77	1,2,4-Trimethylbenzene	105	Compound Not Detected.

Data File: \\cansvr11\dd\chem\MSV\a3ux10.i\P90403A.b\UXX0568.D
Report Date: 06-Apr-2009 10:11

Compounds	QUANT SIG MASS	RT	EXP RT	REL RT	RESPONSE	CONCENTRATIONS ON-COLUMN (ng)	FINAL (ug/L)
78 sec-Butylbenzene	105	Compound Not Detected.					
79 4-Isopropyltoluene	119	Compound Not Detected.					
80 1,3-Dichlorobenzene	146	Compound Not Detected.					
81 1,4-Dichlorobenzene	146	Compound Not Detected.					
82 n-Butylbenzene	91	Compound Not Detected.					
83 1,2-Dichlorobenzene	146	Compound Not Detected.					
84 1,2-Dibromo-3-chloropropane	157	Compound Not Detected.					
85 1,2,4-Trichlorobenzene	180	Compound Not Detected.					
86 Hexachlorobutadiene	225	Compound Not Detected.					
87 Naphthalene	128	Compound Not Detected.					
88 1,2,3-Trichlorobenzene	180	Compound Not Detected.					
14 Dichlorofluoromethane	67	Compound Not Detected.					
89 Ethyl Ether	59	Compound Not Detected.					
91 3-Chloropropene	76	Compound Not Detected.					
92 Isopropyl Ether	87	Compound Not Detected.					
93 2-Chloro-1,3-butadiene	53	Compound Not Detected.					
94 Propionitrile	54	Compound Not Detected.					
95 Ethyl Acetate	43	Compound Not Detected.					
96 Methacrylonitrile	41	Compound Not Detected.					
97 Isobutanol	41	5.017	5.016	(0.622)	5644	27.7955	5.559
99 n-Butanol	56	Compound Not Detected.					
100 Methyl Methacrylate	41	Compound Not Detected.					
101 2-Nitropropane	41	Compound Not Detected.					
103 Cyclohexanone	55	Compound Not Detected.					
98 Cyclohexane	56	Compound Not Detected.					
143 Methyl Acetate	43	Compound Not Detected.					
144 Methylcyclohexane	83	Compound Not Detected.					
141 1,3,5-Trichlorobenzene	180	Compound Not Detected.					
146 2-Methylnaphthalene	142	Compound Not Detected.					
149 Vinyl Acetate-86	86	Compound Not Detected.					

Data File: \\cansvr11\dd\chem\MSV\a3ux10.i\P90403A.b\UXX0568.D
Report Date: 06-Apr-2009 10:11

STL Inc North Canton

INTERNAL STANDARD COMPOUNDS
AREA AND RT SUMMARY

Instrument ID: a3ux10.i
Lab File ID: UXX0568.D
Lab Smp Id: VBLK
Analysis Type: VOA
Quant Type: ISTD
Operator: 1904
Method File: \\cansvr11\dd\chem\MSV\a3ux10.i\P90403A.b\8260LLUX10.m
Misc Info: P90403A,8260LLUX10,,1904,3,,BLANK,,0

Calibration Date: 03-APR-2009
Calibration Time: 10:04
Level: LOW
Sample Type: WATER

		AREA LIMIT			
COMPOUND	STANDARD	LOWER	UPPER	SAMPLE	%DIFF
1 Fluorobenzene	1825877	912939	3651754	1483723	-18.74
2 Chlorobenzene-d5	1297654	648827	2595308	1031691	-20.50
3 1,4-Dichlorobenze	785309	392655	1570618	526723	-32.93

		RT LIMIT			
COMPOUND	STANDARD	LOWER	UPPER	SAMPLE	%DIFF
1 Fluorobenzene	5.37	4.87	5.87	5.37	-0.03
2 Chlorobenzene-d5	8.07	7.57	8.57	8.07	-0.02
3 1,4-Dichlorobenze	10.33	9.83	10.83	10.33	-0.02

AREA UPPER LIMIT = +100% of internal standard area.
AREA LOWER LIMIT = - 50% of internal standard area.
RT UPPER LIMIT = + 0.50 minutes of internal standard RT.
RT LOWER LIMIT = - 0.50 minutes of internal standard RT.

Data File: \\cansvr11\dd\chem\MSV\a3ux10.i\P90403A.b\UXX0568.D
Date : 03-APR-2009 12:28
Client ID:
Instrument: a3ux10.i
Sample Info: VBLK,5ML/5ML
Purge Volume: 5.0
Operator: 1904
Column phase: DB624
Column diameter: 0.18

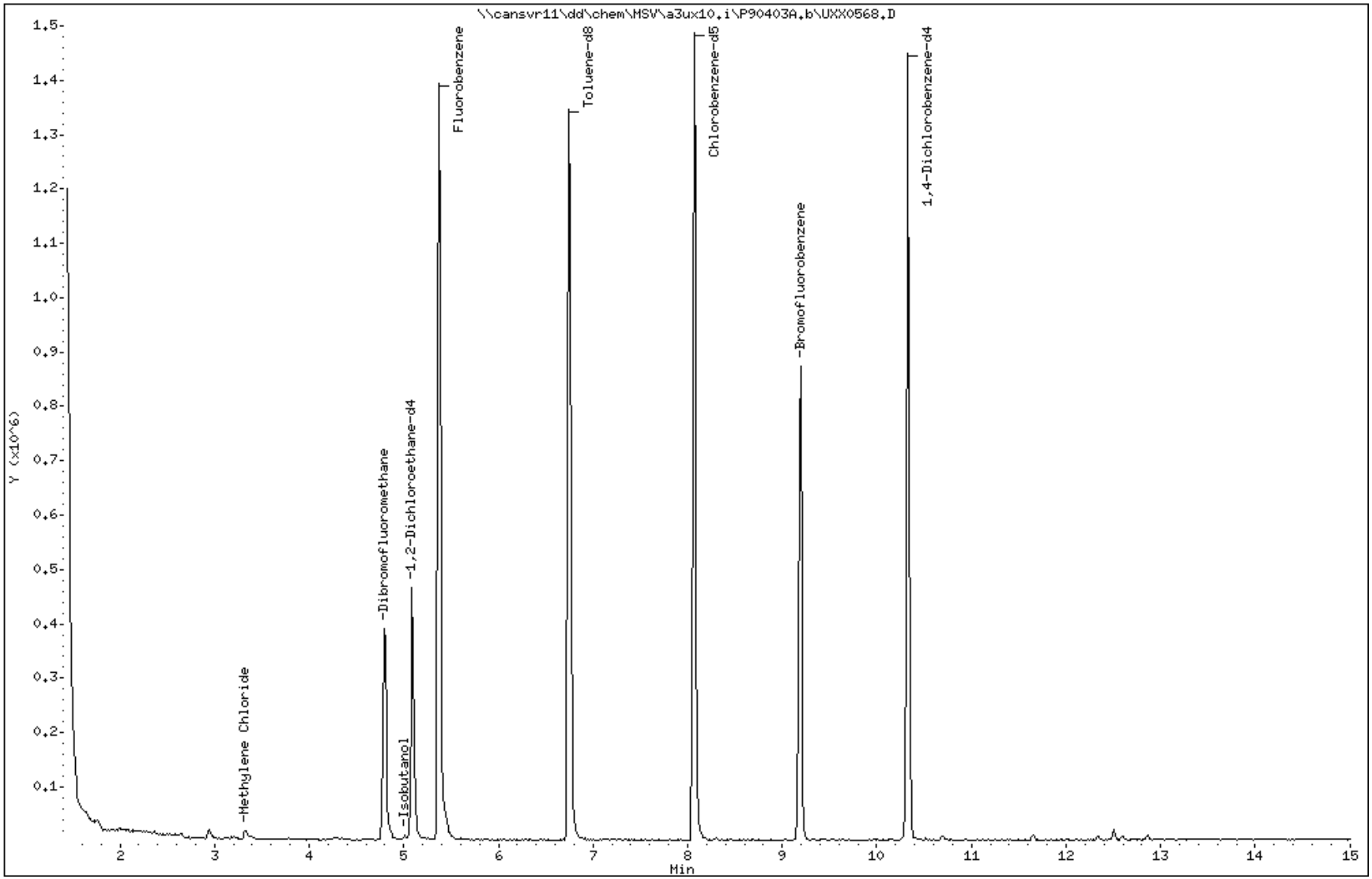

Data File: \\cansvr11\dd\chem\MSV\a3ux10.i\P90403A.b\UXX0568.D

Date : 03-APR-2009 12:28

Client ID: Instrument: a3ux10.i

Sample Info: VBLK,5ML/5ML

Purge Volume: 5.0 Operator: 1904

Column phase: DB624 Column diameter: 0.18

21 Methylene Chloride Concentration: 0.2776 ug/L

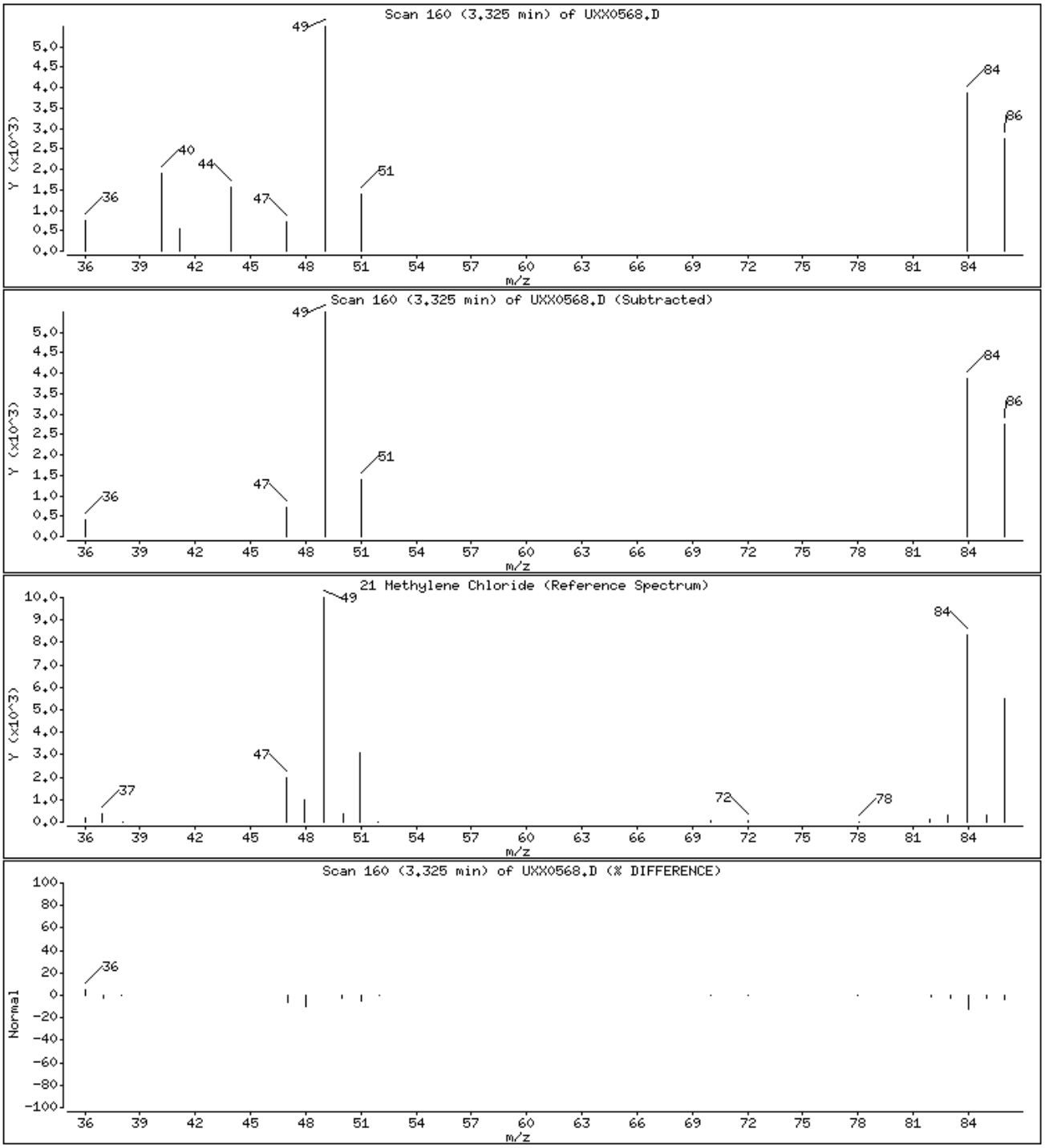

Data File: \\cansvr11\dd\chem\MSV\a3ux10.i\P90403A.b\UXX0568.D

Date : 03-APR-2009 12:28

Client ID:

Instrument: a3ux10.i

Sample Info: VBLK,5ML/5ML

Purge Volume: 5.0

Operator: 1904

Column phase: DB624

Column diameter: 0.18

97 Isobutanol

Concentration: 5.559 ug/L

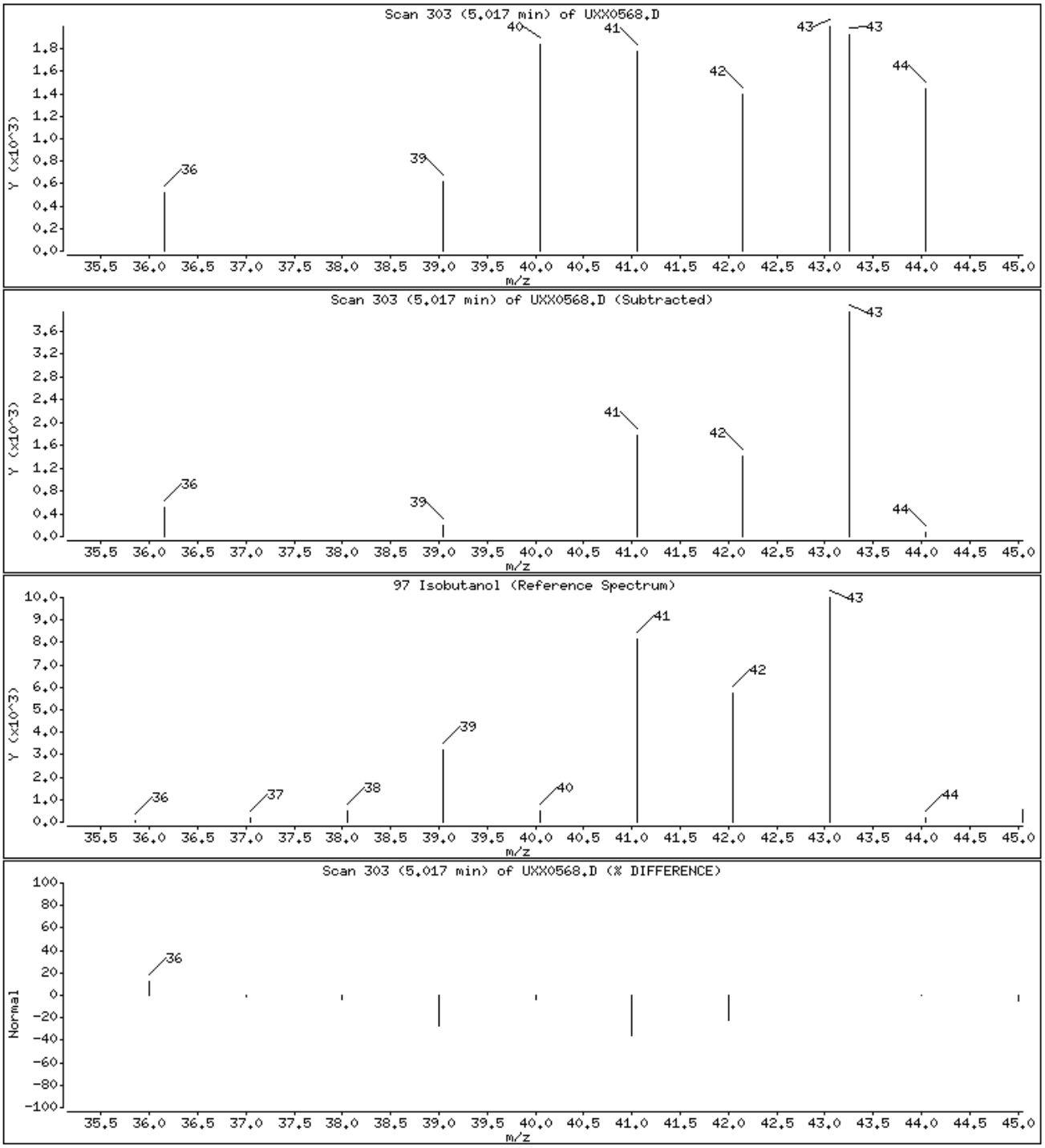

METHOD BLANK REPORT

GC/MS Volatiles

Client Lot #...: A9C310174 **Work Order #...:** K9THL1AA **Matrix.....:** SOLID
MB Lot-Sample #: A9D080000-535

Prep Date.....: 04/08/09 **Final Wgt/Vol..:** 5 mL
Analysis Date..: 04/08/09 **Prep Batch #...:** 9098535
Dilution Factor: 1 **Initial Wgt/Vol:** 5 g

PARAMETER	RESULT	REPORTING LIMIT	UNITS	METHOD
Acetone	ND	20	ug/kg	SW846 8260B
Benzene	ND	5.0	ug/kg	SW846 8260B
Bromochloromethane	ND	5.0	ug/kg	SW846 8260B
Bromodichloromethane	ND	5.0	ug/kg	SW846 8260B
Bromoform	ND	5.0	ug/kg	SW846 8260B
Bromomethane	ND	5.0	ug/kg	SW846 8260B
2-Butanone	ND	20	ug/kg	SW846 8260B
Carbon disulfide	ND	5.0	ug/kg	SW846 8260B
Carbon tetrachloride	ND	5.0	ug/kg	SW846 8260B
Chlorobenzene	ND	5.0	ug/kg	SW846 8260B
Dibromochloromethane	ND	5.0	ug/kg	SW846 8260B
Chloroethane	ND	5.0	ug/kg	SW846 8260B
Chloroform	ND	5.0	ug/kg	SW846 8260B
Chloromethane	ND	5.0	ug/kg	SW846 8260B
1,2-Dibromoethane	ND	5.0	ug/kg	SW846 8260B
1,1-Dichloroethane	ND	5.0	ug/kg	SW846 8260B
1,2-Dichloroethane	ND	5.0	ug/kg	SW846 8260B
1,1-Dichloroethene	ND	5.0	ug/kg	SW846 8260B
1,2-Dichloroethene (total)	ND	5.0	ug/kg	SW846 8260B
1,2-Dichloropropane	ND	5.0	ug/kg	SW846 8260B
cis-1,3-Dichloropropene	ND	5.0	ug/kg	SW846 8260B
trans-1,3-Dichloropropene	ND	5.0	ug/kg	SW846 8260B
Ethylbenzene	ND	5.0	ug/kg	SW846 8260B
2-Hexanone	ND	20	ug/kg	SW846 8260B
Methylene chloride	ND	5.0	ug/kg	SW846 8260B
4-Methyl-2-pentanone	ND	20	ug/kg	SW846 8260B
Styrene	ND	5.0	ug/kg	SW846 8260B
1,1,2,2-Tetrachloroethane	ND	5.0	ug/kg	SW846 8260B
Tetrachloroethene	ND	5.0	ug/kg	SW846 8260B
Toluene	ND	5.0	ug/kg	SW846 8260B
1,1,1-Trichloroethane	ND	5.0	ug/kg	SW846 8260B
1,1,2-Trichloroethane	ND	5.0	ug/kg	SW846 8260B
Trichloroethene	ND	5.0	ug/kg	SW846 8260B
Vinyl chloride	ND	5.0	ug/kg	SW846 8260B
Xylenes (total)	ND	10	ug/kg	SW846 8260B

SURROGATE	PERCENT RECOVERY	RECOVERY LIMITS
Dibromofluoromethane	100	(50 - 150)
1,2-Dichloroethane-d4	104	(50 - 150)

(Continued on next page)

METHOD BLANK REPORT

GC/MS Volatiles

Client Lot #...: A9C310174 **Work Order #...:** K9THL1AA **Matrix.....:** SOLID

PARAMETER	RESULT	REPORTING LIMIT	UNITS	METHOD
Toluene-d8	96	(50 - 150)		
4-Bromofluorobenzene	92	(50 - 150)		

NOTE(S):

Calculations are performed before rounding to avoid round-off errors in calculated results.

Data File: \\cansvr11\dd\chem\MSV\a3ux8a.i\M90408A.b\UX86704.D
Report Date: 09-Apr-2009 15:39

TestAmerica North Canton

VOLATILE REPORT SW-846 Method 8260A/8260B

Data file : \\cansvr11\dd\chem\MSV\a3ux8a.i\M90408A.b\UX86704.D
Lab Smp Id: K9THL1AA
Inj Date : 08-APR-2009 21:51
Operator : 402279 Inst ID: a3ux8a.i
Smp Info : VBLK,5G/5ML
Misc Info : M90408A,8260SUX8,,402279,3,,BLANK,,0
Comment   :
Method   : \\cansvr11\dd\chem\MSV\a3ux8a.i\M90408A.b\8260SUX8.m
Meth Date : 08-Apr-2009 20:04 latat Quant Type: ISTD
Cal Date : 07-APR-2009 21:55 Cal File: UX86679.D
Als bottle: 9 QC Sample: BLANK
Dil Factor: 1.00000
Integrator: HP RTE Compound Sublist: 4-8260+IX.sub
Target Version: 4.14
Processing Host: CANPGCV909

Concentration Formula: Amt * DF * 1/Vo * CpndVariable

Name	Value	Description
DF	1.000	Dilution Factor
Vo	5.000	Sample Volume
Va	100.000	Injection Volume
Cpnd Variable		Local Compound Variable

Compounds	QUANT SIG MASS	RT	EXP RT	REL RT	RESPONSE	CONCENTRATIONS ON-COLUMN (ng)	FINAL (UG/KG)
* 1 Fluorobenzene	96	5.305	5.306	(1.000)	970148	250.000	
* 2 Chlorobenzene-d5	117	7.848	7.849	(1.000)	712438	250.000	
* 3 1,4-Dichlorobenzene-d4	152	10.038	10.039	(1.000)	317791	250.000	
$ 4 Dibromofluoromethane	113	4.782	4.789	(0.901)	167131	250.062	50.012
$ 5 1,2-Dichloroethane-d4	65	5.056	5.057	(0.953)	235793	259.243	51.849
$ 6 Toluene-d8	98	6.577	6.583	(1.240)	685786	238.971	47.794
$ 7 Bromofluorobenzene	95	8.925	8.926	(1.137)	250891	230.271	46.054
8 Dichlorodifluoromethane	85	Compound Not Detected.					
9 Chloromethane	50	Compound Not Detected.					
10 Vinyl Chloride	62	Compound Not Detected.					
11 Bromomethane	94	Compound Not Detected.					
12 Chloroethane	64	Compound Not Detected.					
13 Trichlorofluoromethane	101	Compound Not Detected.					
15 Acrolein	56	Compound Not Detected.					
16 Acetone	43	3.097	3.104	(0.584)	32294	19.9849	3.997
17 1,1-Dichloroethene	96	Compound Not Detected.					
18 Freon-113	151	Compound Not Detected.					
19 Iodomethane	142	Compound Not Detected.					
20 Carbon Disulfide	76	Compound Not Detected.					
21 Methylene Chloride	84	Compound Not Detected.					

22 Acetonitrile	41	3.334	3.335 (0.629)	5979	28.9710	5.794
23 Acrylonitrile	53	Compound Not Detected.				

Data File: \\cansvr11\dd\chem\MSV\a3ux8a.i\M90408A.b\UX86704.D
Report Date: 09-Apr-2009 15:39

	Compounds	QUANT SIG MASS	RT	EXP RT	REL RT	RESPONSE	CONCENTRATIONS ON-COLUMN (ng)	CONCENTRATIONS FINAL (UG/KG)
	24 Methyl tert-butyl ether	73	Compound Not Detected.					
	25 trans-1,2-Dichloroethene	96	Compound Not Detected.					
	26 Hexane	86	Compound Not Detected.					
	27 Vinyl acetate	43	Compound Not Detected.					
	28 1,1-Dichloroethane	63	Compound Not Detected.					
	29 tert-Butyl Alcohol	59	Compound Not Detected.					
	30 2-Butanone	43	Compound Not Detected.					
M	31 1,2-Dichloroethene (total)	96	Compound Not Detected.					
	32 cis-1,2-dichloroethene	96	Compound Not Detected.					
	33 2,2-Dichloropropane	77	Compound Not Detected.					
	34 Bromochloromethane	128	Compound Not Detected.					
	35 Chloroform	83	Compound Not Detected.					
	36 Tetrahydrofuran	42	Compound Not Detected.					
	37 1,1,1-Trichloroethane	97	Compound Not Detected.					
	38 1,1-Dichloropropene	75	Compound Not Detected.					
	39 Carbon Tetrachloride	117	Compound Not Detected.					
	40 1,2-Dichloroethane	62	Compound Not Detected.					
	41 Benzene	78	Compound Not Detected.					
	42 Trichloroethene	130	Compound Not Detected.					
	43 1,2-Dichloropropane	63	Compound Not Detected.					
	44 1,4-Dioxane	88	Compound Not Detected.					
	45 Dibromomethane	93	Compound Not Detected.					
	46 Bromodichloromethane	83	Compound Not Detected.					
	47 2-Chloroethyl vinyl ether	63	Compound Not Detected.					
	48 cis-1,3-Dichloropropene	75	Compound Not Detected.					
	49 4-Methyl-2-pentanone	43	Compound Not Detected.					
	50 Toluene	91	Compound Not Detected.					
	51 trans-1,3-Dichloropropene	75	Compound Not Detected.					
	52 Ethyl Methacrylate	69	Compound Not Detected.					
	53 1,1,2-Trichloroethane	97	Compound Not Detected.					
	54 1,3-Dichloropropane	76	Compound Not Detected.					
	55 Tetrachloroethene	164	Compound Not Detected.					
	56 2-Hexanone	43	Compound Not Detected.					
	57 Dibromochloromethane	129	Compound Not Detected.					
	58 1,2-Dibromoethane	107	Compound Not Detected.					
	59 Chlorobenzene	112	Compound Not Detected.					
	60 1,1,1,2-Tetrachloroethane	131	Compound Not Detected.					
	61 Ethylbenzene	106	Compound Not Detected.					
	62 m + p-Xylene	106	Compound Not Detected.					
M	63 Xylenes (total)	106	Compound Not Detected.					
	64 Xylene-o	106	Compound Not Detected.					
	65 Styrene	104	Compound Not Detected.					
	66 Bromoform	173	Compound Not Detected.					
	67 Isopropylbenzene	105	Compound Not Detected.					
	68 1,1,2,2-Tetrachloroethane	83	Compound Not Detected.					
	69 1,4-Dichloro-2-butene	53	Compound Not Detected.					
	70 1,2,3-Trichloropropane	110	Compound Not Detected.					
	71 Bromobenzene	156	Compound Not Detected.					
	72 n-Propylbenzene	120	Compound Not Detected.					
	73 2-Chlorotoluene	126	Compound Not Detected.					
	74 1,3,5-Trimethylbenzene	105	Compound Not Detected.					
	75 4-Chlorotoluene	126	Compound Not Detected.					

76	tert-Butylbenzene	119	Compound Not Detected.
77	1,2,4-Trimethylbenzene	105	Compound Not Detected.

Data File: \\cansvr11\dd\chem\MSV\a3ux8a.i\M90408A.b\UX86704.D
Report Date: 09-Apr-2009 15:39

Compounds	QUANT SIG MASS	RT	EXP RT	REL RT	RESPONSE	CONCENTRATIONS ON-COLUMN (ng)	FINAL (UG/KG)
78 sec-Butylbenzene	105	Compound Not Detected.					
79 4-Isopropyltoluene	119	Compound Not Detected.					
80 1,3-Dichlorobenzene	146	Compound Not Detected.					
81 1,4-Dichlorobenzene	146	Compound Not Detected.					
82 n-Butylbenzene	91	Compound Not Detected.					
83 1,2-Dichlorobenzene	146	Compound Not Detected.					
84 1,2-Dibromo-3-chloropropane	157	Compound Not Detected.					
85 1,2,4-Trichlorobenzene	180	Compound Not Detected.					
86 Hexachlorobutadiene	225	Compound Not Detected.					
87 Naphthalene	128	12.295	12.290	(1.225)	4434	1.58048	0.3161
88 1,2,3-Trichlorobenzene	180	Compound Not Detected.					
14 Dichlorofluoromethane	67	Compound Not Detected.					
89 Ethyl Ether	59	Compound Not Detected.					
91 3-Chloropropene	76	Compound Not Detected.					
92 Isopropyl Ether	87	Compound Not Detected.					
93 2-Chloro-1,3-butadiene	53	Compound Not Detected.					
94 Propionitrile	54	Compound Not Detected.					
95 Ethyl Acetate	43	Compound Not Detected.					
96 Methacrylonitrile	41	Compound Not Detected.					
97 Isobutanol	41	Compound Not Detected.					
99 n-Butanol	56	Compound Not Detected.					
100 Methyl Methacrylate	41	Compound Not Detected.					
101 2-Nitropropane	41	Compound Not Detected.					
98 Cyclohexane	56	Compound Not Detected.					
143 Methyl Acetate	43	Compound Not Detected.					
144 Methylcyclohexane	83	Compound Not Detected.					
141 1,3,5-Trichlorobenzene	180	Compound Not Detected.					
103 Cyclohexanone	55	Compound Not Detected.					
155 tert-Butyl Ethyl ether	59	Compound Not Detected.					
156 tert-Amyl Methyl ether	73	Compound Not Detected.					
157 1,2,3-Trimethylbenzene	105	Compound Not Detected.					
153 Vinyl Acetate-86	86	Compound Not Detected.					
146 2-Methylnaphthalene	142	Compound Not Detected.					

Data File: \\cansvr11\dd\chem\MSV\a3ux8a.i\M90408A.b\UX86704.D
Report Date: 09-Apr-2009 15:39

TestAmerica North Canton

INTERNAL STANDARD COMPOUNDS
AREA AND RT SUMMARY

Instrument ID: a3ux8a.i
Lab File ID: UX86704.D
Lab Smp Id: K9THL1AA
Analysis Type: VOA
Quant Type: ISTD
Operator: 402279
Method File: \\cansvr11\dd\chem\MSV\a3ux8a.i\M90408A.b\8260SUX8.m
Misc Info: M90408A,8260SUX8,,402279,3,,BLANK,,0

Calibration Date: 08-APR-2009
Calibration Time: 18:24
Level: LOW
Sample Type: SOIL

		AREA LIMIT			
COMPOUND	STANDARD	LOWER	UPPER	SAMPLE	%DIFF
1 Fluorobenzene	1113993	556997	2227986	970148	-12.91
2 Chlorobenzene-d5	797134	398567	1594268	712438	-10.63
3 1,4-Dichlorobenze	368444	184222	736888	317791	-13.75

		RT LIMIT			
COMPOUND	STANDARD	LOWER	UPPER	SAMPLE	%DIFF
1 Fluorobenzene	5.31	4.81	5.81	5.31	-0.01
2 Chlorobenzene-d5	7.85	7.35	8.35	7.85	-0.01
3 1,4-Dichlorobenze	10.04	9.54	10.54	10.04	-0.01

AREA UPPER LIMIT = +100% of internal standard area.
AREA LOWER LIMIT = - 50% of internal standard area.
RT UPPER LIMIT = + 0.50 minutes of internal standard RT.
RT LOWER LIMIT = - 0.50 minutes of internal standard RT.

Data File: \\cansvr11\dd\chem\MSV\a3ux8a.i\M90408A.b\UX86704.D
Date : 08-APR-2009 21:51
Client ID:
Sample Info: VBLK,5G/5ML
Purge Volume: 5.0
Column phase: DB624
Instrument: a3ux8a.i
Operator: 402279
Column diameter: 0.18
Y (x10^6)
-Acetone
-Acetonitrile
-Dibromofluoromethane
-1,2-Dichloroethane-d4
-Fluorobenzene
-Toluene-d8
Chlorobenzene-d5
-Bromofluorobenzene
-1,4-Dichlorobenzene-d4
-Naphthalene
Min
\\cansvr11\dd\chem\MSV\a3ux8a.i\M90408A.b\UX86704.D

Data File: \\cansvr11\dd\chem\MSV\a3ux8a.i\M90408A.b\UX86704.D

Date : 08-APR-2009 21:51

Client ID: Instrument: a3ux8a.i

Sample Info: VBLK,5G/5ML

Purge Volume: 5.0 Operator: 402279

Column phase: DB624 Column diameter: 0.18

16 Acetone Concentration: 3.997 UG/KG

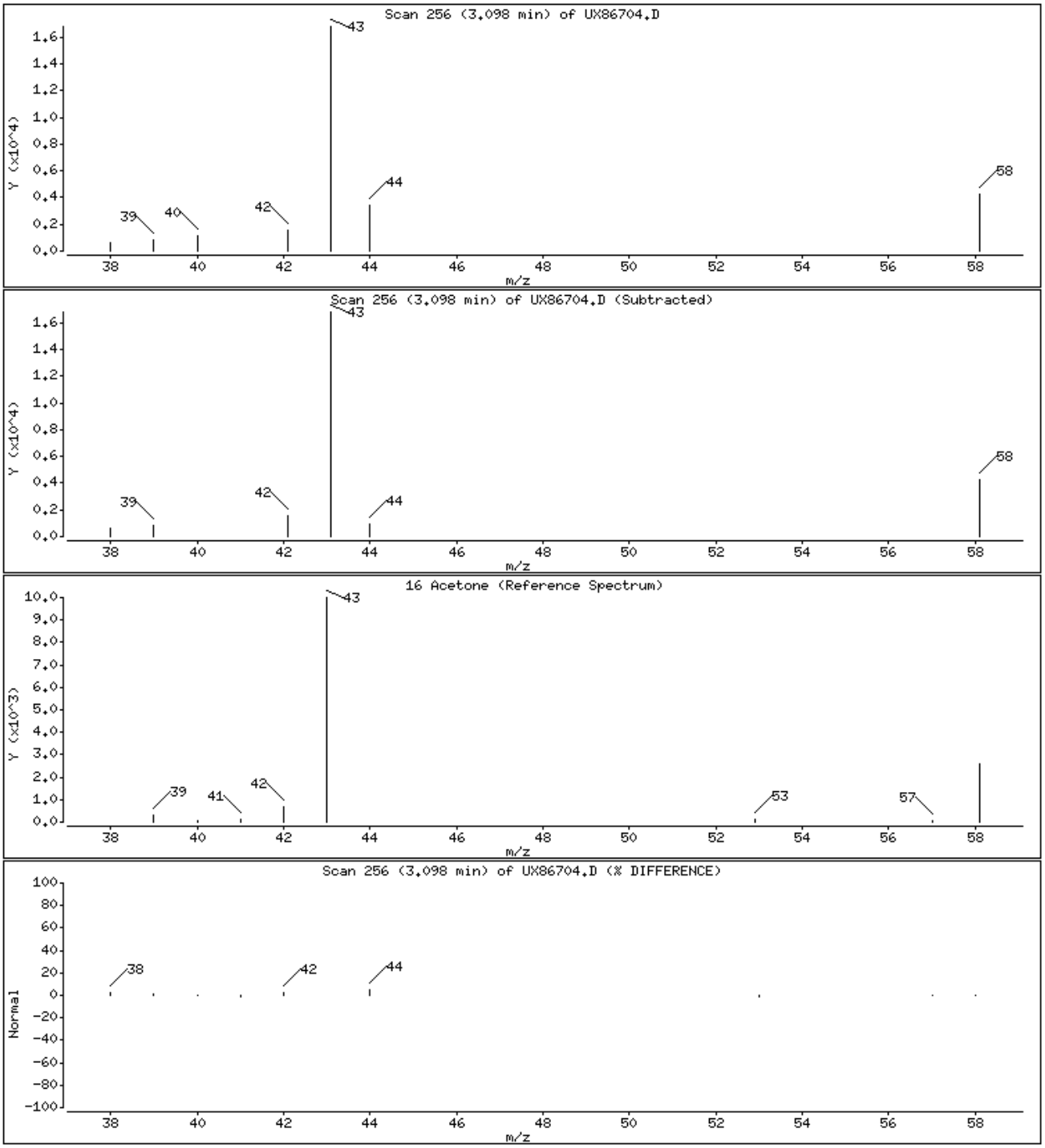

Data File: \\cansvr11\dd\chem\MSV\a3ux8a.i\M90408A.b\UX86704.D

Date : 08-APR-2009 21:51

Client ID:

Instrument: a3ux8a.i

Sample Info: VBLK,5G/5ML

Purge Volume: 5.0

Operator: 402279

Column phase: DB624

Column diameter: 0.18

22 Acetonitrile

Concentration: 5.794 UG/KG

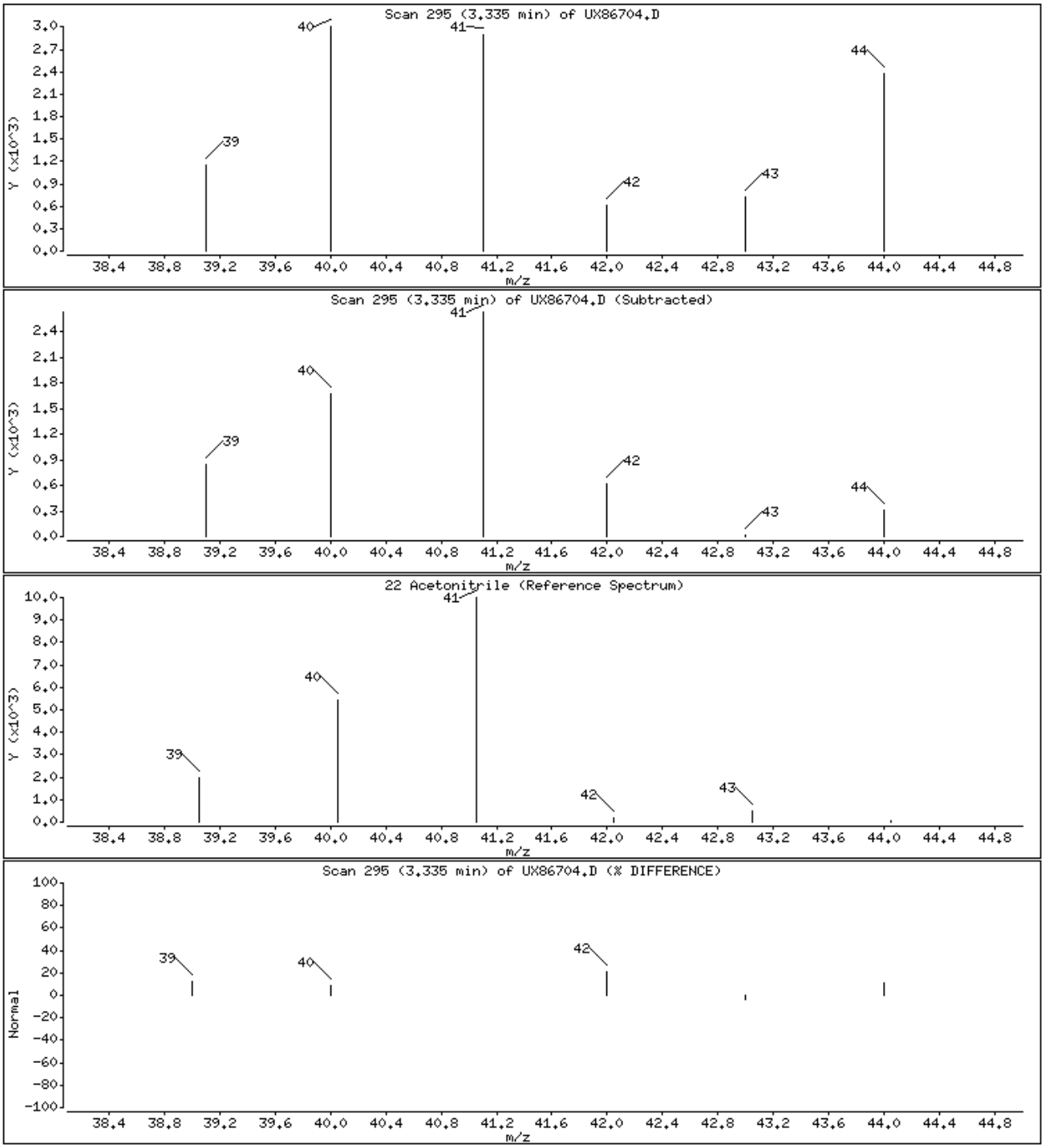

Data File: \\cansvr11\dd\chem\MSV\a3ux8a.i\M90408A.b\UX86704.D

Date : 08-APR-2009 21:51

Client ID: Instrument: a3ux8a.i

Sample Info: VBLK,5G/5ML

Purge Volume: 5.0 Operator: 402279

Column phase: DB624 Column diameter: 0.18

87 Naphthalene Concentration: 0.3161 UG/KG

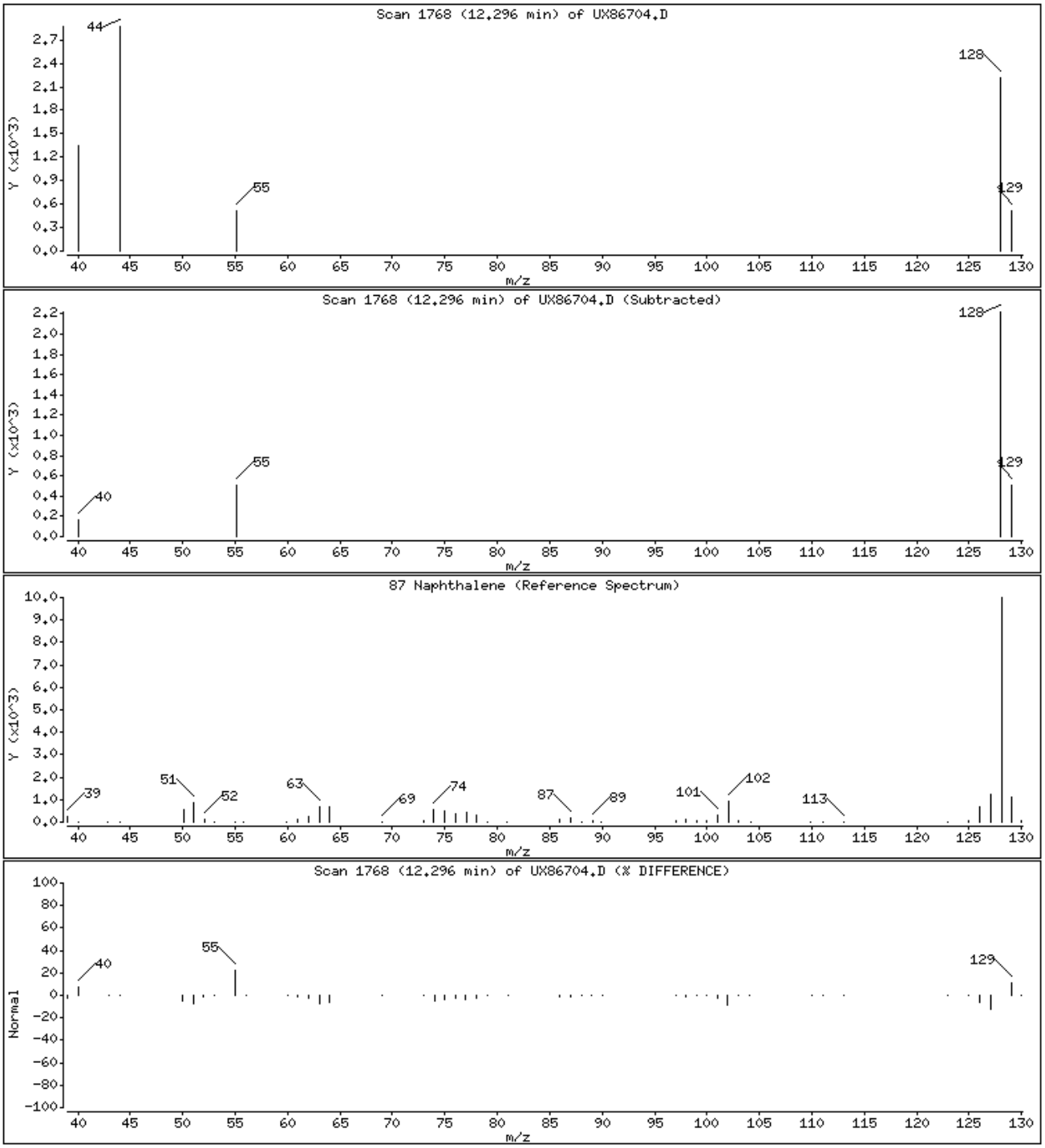

METHOD BLANK REPORT

TCLP GC/MS Volatiles

Client Lot #...: A9C310174 **Work Order #...:** K9EVD1AA **Matrix.....:** SOLID
MB Lot-Sample #: A9D010000-303
Leach Date.....: 04/01/09 **Prep Date.....:** 04/09/09 **Analysis Date..:** 04/09/09
Leach Batch #..: P909115 **Prep Batch #...:** 9099403 **Final Wgt/Vol..:** 5 mL
Dilution Factor: 1 **Initial Wgt/Vol:** 0.1 mL

PARAMETER	RESULT	REPORTING LIMIT	UNITS	METHOD
Benzene	ND	0.025	mg/L	SW846 8260B
2-Butanone (MEK)	ND	0.25	mg/L	SW846 8260B
Carbon tetrachloride	ND	0.025	mg/L	SW846 8260B
Chlorobenzene	ND	0.025	mg/L	SW846 8260B
Chloroform	ND	0.025	mg/L	SW846 8260B
1,2-Dichloroethane	ND	0.025	mg/L	SW846 8260B
1,1-Dichloroethylene	ND	0.070	mg/L	SW846 8260B
Tetrachloroethylene	ND	0.070	mg/L	SW846 8260B
Trichloroethylene	ND	0.050	mg/L	SW846 8260B
Vinyl chloride	ND	0.025	mg/L	SW846 8260B

SURROGATE	PERCENT RECOVERY	RECOVERY LIMITS
Dibromofluoromethane	102	(86 - 125)
1,2-Dichloroethane-d4	106	(80 - 122)
Toluene-d8	102	(90 - 122)
4-Bromofluorobenzene	98	(84 - 125)

NOTE(S):

Calculations are performed before rounding to avoid round-off errors in calculated results.

Data File: \\cansvr11\dd\chem\MSV\a3ux12.i\T90409A.b\UX125148.D
Report Date: 09-Apr-2009 18:04

TestAmerica North Canton

VOLATILE REPORT SW-846 Method 8260A/8260B

Data file : \\cansvr11\dd\chem\MSV\a3ux12.i\T90409A.b\UX125148.D
Lab Smp Id: ZHE VBLK
Inj Date : 09-APR-2009 17:36
Operator : 1903 Inst ID: a3ux12.i
Smp Info : ZHE VBLK,0.1ML/5ML
Misc Info : T90409A,8260MIUX12,,1903,3,,BLANK,,0
Comment   :
Method   : \\cansvr11\dd\chem\MSV\a3ux12.i\T90409A.b\8260MIUX12.m
Meth Date : 09-Apr-2009 17:04 laveyt Quant Type: ISTD
Cal Date : 01-APR-2009 17:16 Cal File: UX124993.D
Als bottle: 4 QC Sample: BLANK
Dil Factor: 1.00000
Integrator: HP RTE Compound Sublist: 2-8260.sub
Target Version: 4.14
Processing Host: CANSVR11

Concentration Formula: Amt * DF * 1/Vo * CpndVariable

Name	Value	Description
DF	1.000	Dilution Factor
Vo	0.10000	Sample volume
Va	100.000	Injection Volume
Cpnd Variable		Local Compound Variable

Compounds	QUANT SIG MASS	RT	EXP RT	REL RT	RESPONSE	CONCENTRATIONS ON-COLUMN (ng)	FINAL (ug/L)
* 1 Fluorobenzene	96	5.454	5.454	(1.000)	612366	100.000	
* 2 Chlorobenzene-d5	117	8.140	8.140	(1.000)	544729	100.000	
* 3 1,4-Dichlorobenzene-d4	152	10.376	10.376	(1.000)	294249	100.000	
$ 4 Dibromofluoromethane	113	4.898	4.898	(0.898)	147459	123.810	1238.1
$ 5 1,2-Dichloroethane-d4	65	5.182	5.182	(0.950)	184115	128.227	1282.3
$ 6 Toluene-d8	98	6.815	6.815	(0.837)	618897	123.874	1238.7
$ 7 Bromofluorobenzene	95	9.240	9.240	(1.135)	251495	118.095	1181.0
8 Dichlorodifluoromethane	85	Compound Not Detected.					
9 Chloromethane	50	Compound Not Detected.					
10 Vinyl Chloride	62	Compound Not Detected.					
11 Bromomethane	94	Compound Not Detected.					
12 Chloroethane	64	Compound Not Detected.					
13 Trichlorofluoromethane	101	Compound Not Detected.					
15 Acrolein	56	Compound Not Detected.					
16 Acetone	43	3.075	3.075	(0.564)	6970	0.79867	7.987
17 1,1-Dichloroethene	61	Compound Not Detected.					
18 Freon-113	101	Compound Not Detected.					
19 Iodomethane	142	Compound Not Detected.					
20 Carbon Disulfide	76	Compound Not Detected.					
21 Methylene Chloride	84	Compound Not Detected.					

22 Acetonitrile	41	Compound Not Detected.
23 Acrylonitrile	53	Compound Not Detected.

Data File: \\cansvr11\dd\chem\MSV\a3ux12.i\T90409A.b\UX125148.D
Report Date: 09-Apr-2009 18:04

	Compounds	QUANT SIG MASS	RT	EXP RT	REL RT	RESPONSE	CONCENTRATIONS ON-COLUMN (ng)	CONCENTRATIONS FINAL (ug/L)
	24 Methyl tert-butyl ether	73	Compound Not Detected.					
	25 trans-1,2-Dichloroethene	61	Compound Not Detected.					
	26 Hexane	57	Compound Not Detected.					
	27 Vinyl acetate	43	Compound Not Detected.					
	152 Vinyl acetate - 86	86	Compound Not Detected.					
	28 1,1-Dichloroethane	63	Compound Not Detected.					
	29 tert-Butyl Alcohol	59	Compound Not Detected.					
	30 2-Butanone	43	Compound Not Detected.					
M	31 1,2-Dichloroethene (total)	61	Compound Not Detected.					
	32 cis-1,2-dichloroethene	61	Compound Not Detected.					
	33 2,2-Dichloropropane	77	Compound Not Detected.					
	34 Bromochloromethane	128	Compound Not Detected.					
	35 Chloroform	83	Compound Not Detected.					
	36 Tetrahydrofuran	42	Compound Not Detected.					
	37 1,1,1-Trichloroethane	97	Compound Not Detected.					
	38 1,1-Dichloropropene	75	Compound Not Detected.					
	39 Carbon Tetrachloride	117	Compound Not Detected.					
	40 1,2-Dichloroethane	62	Compound Not Detected.					
	41 Benzene	78	Compound Not Detected.					
	42 Trichloroethene	130	Compound Not Detected.					
	43 1,2-Dichloropropane	63	Compound Not Detected.					
	44 1,4-Dioxane	88	Compound Not Detected.					
	45 Dibromomethane	93	Compound Not Detected.					
	46 Bromodichloromethane	83	Compound Not Detected.					
	47 2-Chloroethyl vinyl ether	63	Compound Not Detected.					
	48 cis-1,3-Dichloropropene	75	Compound Not Detected.					
	49 4-Methyl-2-pentanone	43	Compound Not Detected.					
	50 Toluene	91	Compound Not Detected.					
	51 trans-1,3-Dichloropropene	75	Compound Not Detected.					
	52 Ethyl Methacrylate	69	Compound Not Detected.					
	53 1,1,2-Trichloroethane	97	Compound Not Detected.					
	54 1,3-Dichloropropane	76	Compound Not Detected.					
	55 Tetrachloroethene	164	Compound Not Detected.					
	56 2-Hexanone	43	Compound Not Detected.					
	57 Dibromochloromethane	129	Compound Not Detected.					
	58 1,2-Dibromoethane	107	Compound Not Detected.					
	59 Chlorobenzene	112	Compound Not Detected.					
	60 1,1,1,2-Tetrachloroethane	131	Compound Not Detected.					
	61 Ethylbenzene	91	Compound Not Detected.					
	62 m + p-Xylene	91	Compound Not Detected.					
M	63 Xylenes (total)	91	Compound Not Detected.					
	64 Xylene-o	91	Compound Not Detected.					
	65 Styrene	104	Compound Not Detected.					
	66 Bromoform	173	Compound Not Detected.					
	67 Isopropylbenzene	105	Compound Not Detected.					
	68 1,1,2,2-Tetrachloroethane	83	Compound Not Detected.					
	69 1,4-Dichloro-2-butene	53	Compound Not Detected.					
	70 1,2,3-Trichloropropane	110	Compound Not Detected.					
	71 Bromobenzene	156	Compound Not Detected.					
	72 n-Propylbenzene	91	Compound Not Detected.					
	73 2-Chlorotoluene	126	Compound Not Detected.					
	74 1,3,5-Trimethylbenzene	105	Compound Not Detected.					

75	4-Chlorotoluene	126	Compound Not Detected.
76	tert-Butylbenzene	119	Compound Not Detected.

Data File: \\cansvr11\dd\chem\MSV\a3ux12.i\T90409A.b\UX125148.D
Report Date: 09-Apr-2009 18:04

	Compounds	QUANT SIG MASS	RT	EXP RT	REL RT	RESPONSE	CONCENTRATIONS ON-COLUMN (ng)	CONCENTRATIONS FINAL (ug/L)
77	1,2,4-Trimethylbenzene	105	Compound Not Detected.					
78	sec-Butylbenzene	105	Compound Not Detected.					
79	4-Isopropyltoluene	119	Compound Not Detected.					
80	1,3-Dichlorobenzene	146	Compound Not Detected.					
81	1,4-Dichlorobenzene	146	Compound Not Detected.					
82	n-Butylbenzene	91	10.743	10.743	(1.035)	4029	0.99007	9.901
83	1,2-Dichlorobenzene	146	Compound Not Detected.					
84	1,2-Dibromo-3-chloropropane	157	Compound Not Detected.					
85	1,2,4-Trichlorobenzene	180	Compound Not Detected.					
86	Hexachlorobutadiene	225	Compound Not Detected.					
87	Naphthalene	128	12.648	12.648	(1.219)	4008	0.64431	6.443
88	1,2,3-Trichlorobenzene	180	Compound Not Detected.					
98	Cyclohexane	56	Compound Not Detected.					
143	Methyl Acetate	43	Compound Not Detected.					
144	Methylcyclohexane	83	Compound Not Detected.					
141	1,3,5-Trichlorobenzene	180	Compound Not Detected.					

Data File: \\cansvr11\dd\chem\MSV\a3ux12.i\T90409A.b\UX125148.D
Report Date: 09-Apr-2009 18:04

TestAmerica North Canton

INTERNAL STANDARD COMPOUNDS
AREA AND RT SUMMARY

Instrument ID: a3ux12.i
Lab File ID: UX125148.D
Lab Smp Id: ZHE VBLK
Analysis Type: VOA
Quant Type: ISTD
Operator: 1903
Method File: \\cansvr11\dd\chem\MSV\a3ux12.i\T90409A.b\8260MIUX12.m
Misc Info: T90409A,8260MIUX12,,1903,3,,BLANK,,0

Calibration Date: 09-APR-2009
Calibration Time: 16:48
Level: LOW
Sample Type: WATER

		AREA LIMIT			
COMPOUND	STANDARD	LOWER	UPPER	SAMPLE	%DIFF
1 Fluorobenzene	631882	315941	1263764	612366	-3.09
2 Chlorobenzene-d5	561051	280526	1122102	544729	-2.91
3 1,4-Dichlorobenze	314684	157342	629368	294249	-6.49

		RT LIMIT			
COMPOUND	STANDARD	LOWER	UPPER	SAMPLE	%DIFF
1 Fluorobenzene	5.45	4.95	5.95	5.45	0.00
2 Chlorobenzene-d5	8.14	7.64	8.64	8.14	0.00
3 1,4-Dichlorobenze	10.38	9.88	10.88	10.38	0.00

AREA UPPER LIMIT = +100% of internal standard area.
AREA LOWER LIMIT = - 50% of internal standard area.
RT UPPER LIMIT = + 0.50 minutes of internal standard RT.
RT LOWER LIMIT = - 0.50 minutes of internal standard RT.

Data File: \\cansvr11\dd\chem\MSV\a3ux12.i\T90409A.b\UX125148.D
Date : 09-APR-2009 17:36
Client ID:
Instrument: a3ux12.i
Sample Info: ZHE VBLK,0.1ML/5ML
Purge Volume: 0.1
Operator: 1903
Column phase: DB624
Column diameter: 0.18

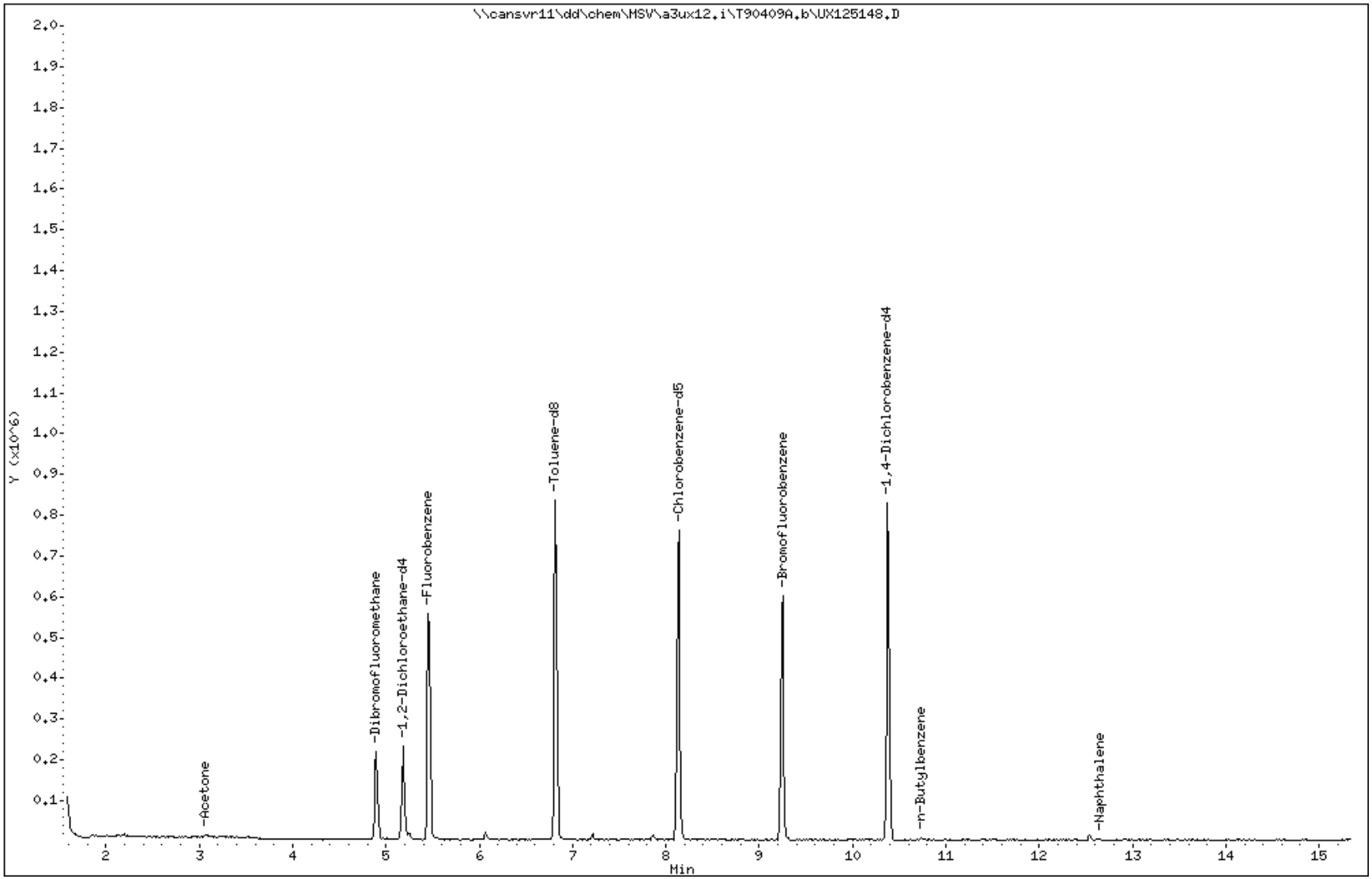

Data File: \\cansvr11\dd\chem\MSV\a3ux12.i\T90409A.b\UX125148.D

Date : 09-APR-2009 17:36

Client ID:

Instrument: a3ux12.i

Sample Info: ZHE VBLK,0.1ML/5ML

Purge Volume: 0.1

Operator: 1903

Column phase: DB624

Column diameter: 0.18

16 Acetone

Concentration: 7.987 ug/L

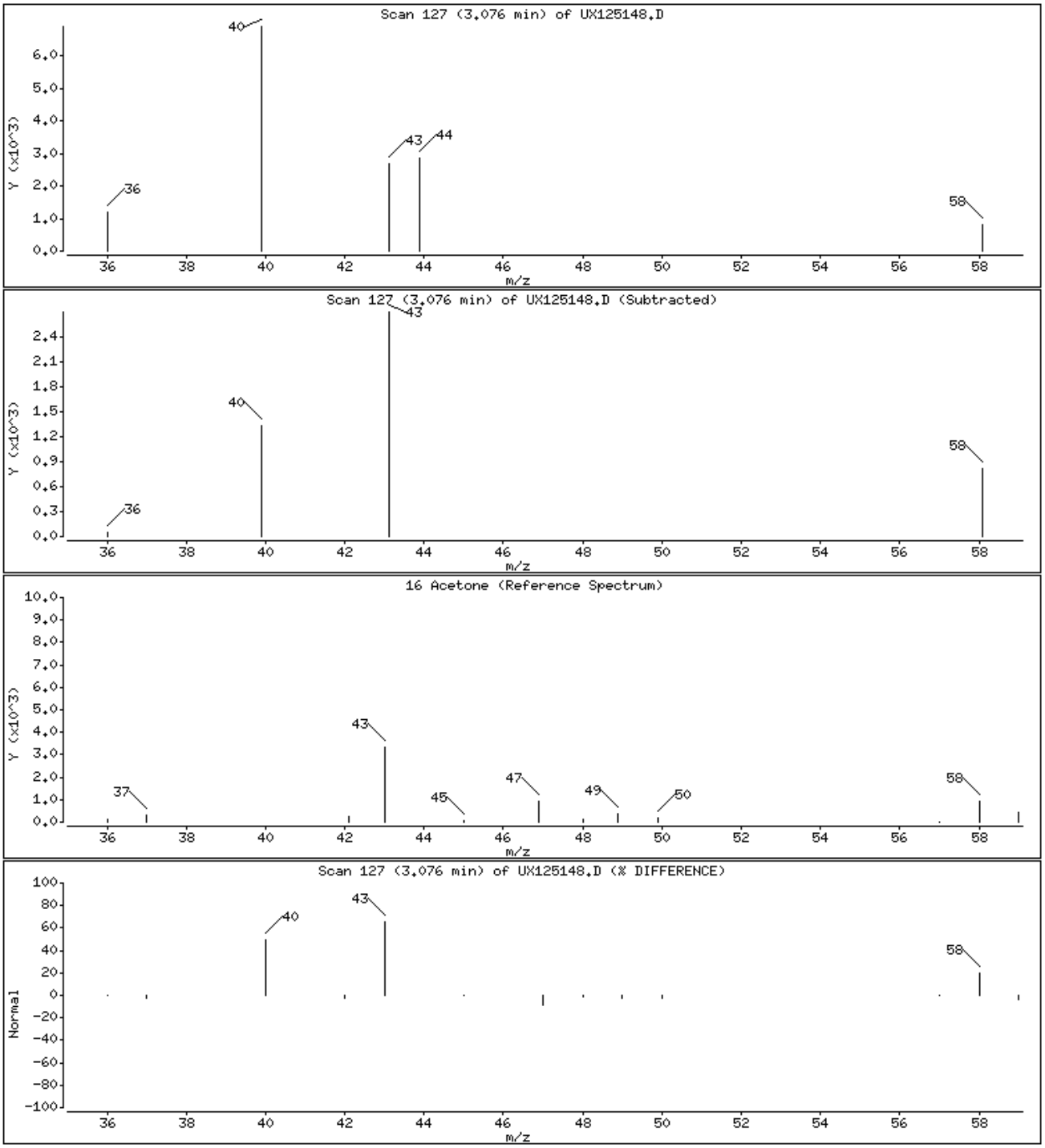

Data File: \\cansvr11\dd\chem\MSV\a3ux12.i\T90409A.b\UX125148.D

Date : 09-APR-2009 17:36

Client ID: Instrument: a3ux12.i

Sample Info: ZHE VBLK,0.1ML/5ML

Purge Volume: 0.1 Operator: 1903

Column phase: DB624 Column diameter: 0.18

82 n-Butylbenzene Concentration: 9.901 ug/L

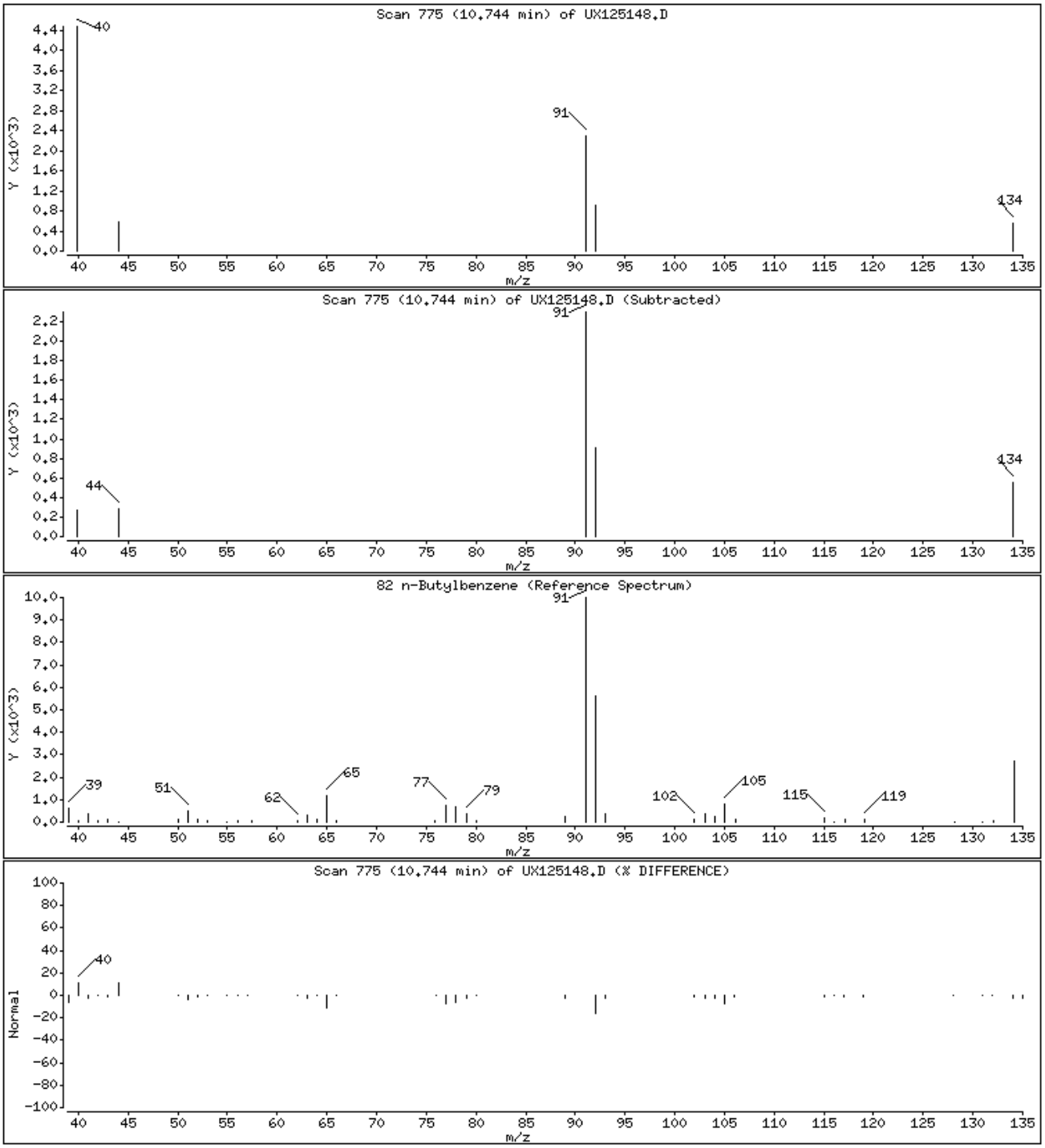

Data File: \\cansvr11\dd\chem\MSV\a3ux12.i\T90409A.b\UX125148.D

Date : 09-APR-2009 17:36

Client ID: Instrument: a3ux12.i

Sample Info: ZHE VBLK,0.1ML/5ML

Purge Volume: 0.1 Operator: 1903

Column phase: DB624 Column diameter: 0.18

87 Naphthalene Concentration: 6.443 ug/L

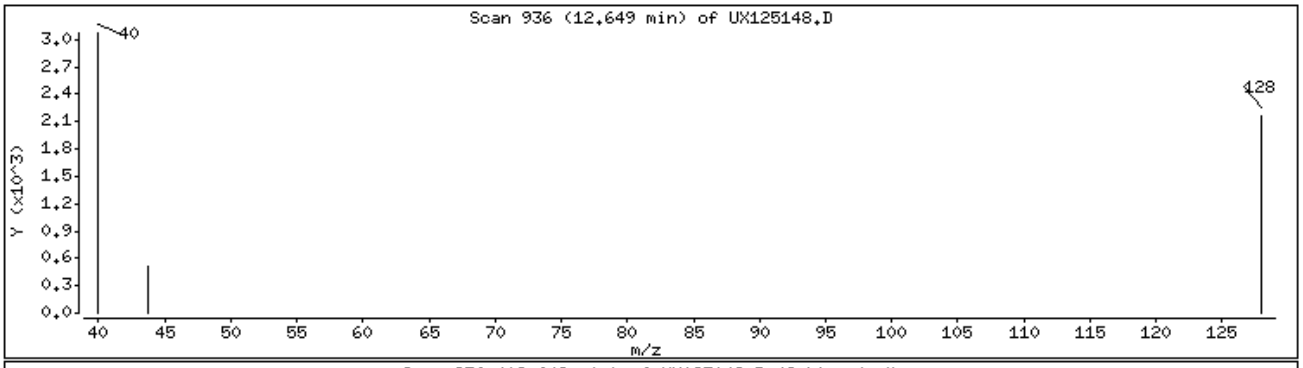

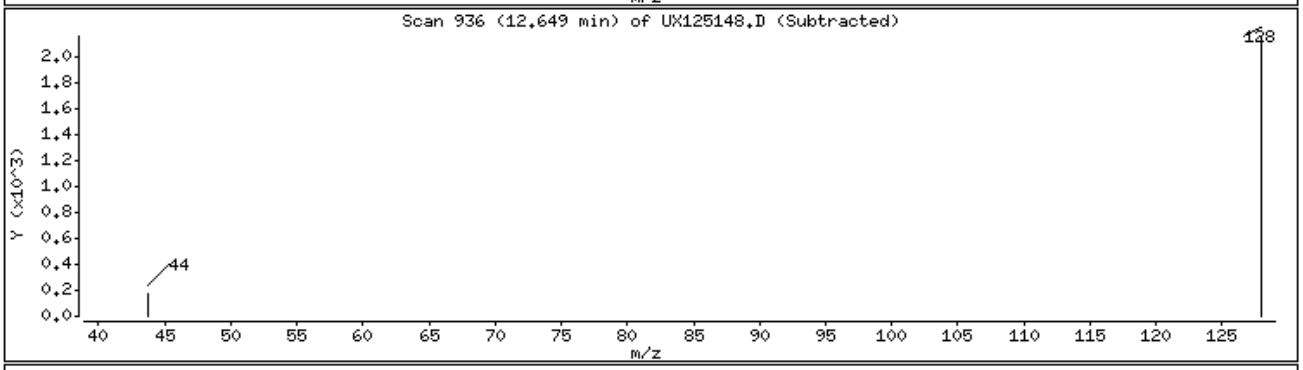

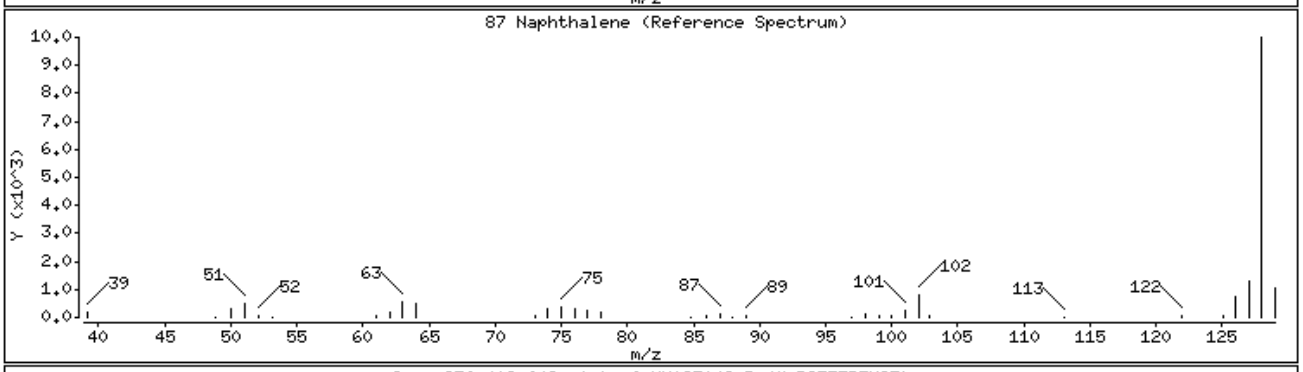

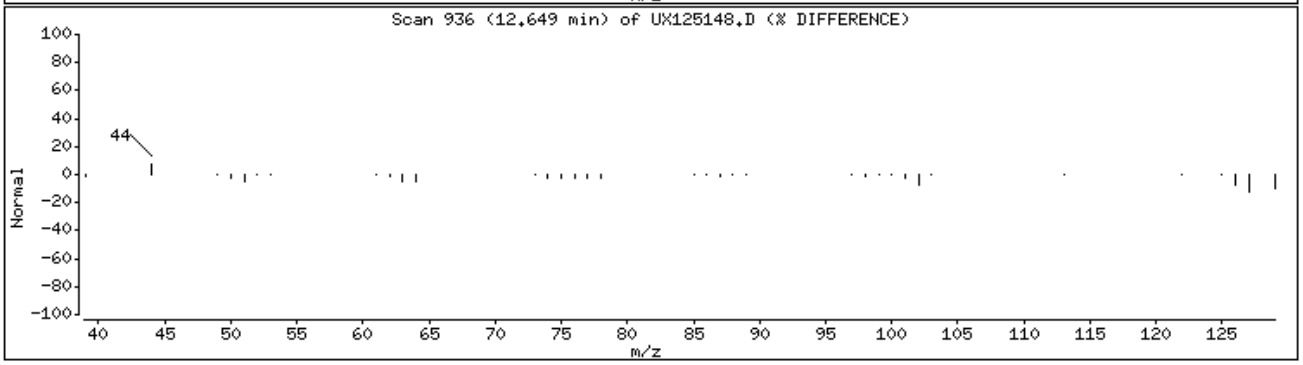

MATRIX SPIKE SAMPLE EVALUATION REPORT

GC/MS Volatiles

Client Lot #...: A9C310174 **Work Order #...:** K9C7R1FG-MS **Matrix.....:** SO
MS Lot-Sample #: A9C310174-006 K9C7R1FH-MSD
Date Sampled...: 03/27/09 10:05 **Date Received..:** 03/28/09
Prep Date.....: 04/09/09 **Analysis Date..:** 04/09/09
Prep Batch #...: 9098535
Dilution Factor: 1 **Initial Wgt/Vol:** 5 g **Final Wgt/Vol..:** 5 mL

PARAMETER	PERCENT RECOVERY	RECOVERY LIMITS	RPD	RPD LIMITS	METHOD
1,1-Dichloroethene	102	(70 - 130)			SW846 8260B
	101	(70 - 130)	1.7	(0-30)	SW846 8260B
Chloromethane	90	(70 - 130)			SW846 8260B
	96	(70 - 130)	6.7	(0-30)	SW846 8260B
Bromomethane	82	(70 - 130)			SW846 8260B
	92	(70 - 130)	11	(0-30)	SW846 8260B
Vinyl chloride	94	(70 - 130)			SW846 8260B
	100	(70 - 130)	5.7	(0-30)	SW846 8260B
Chloroethane	94	(70 - 130)			SW846 8260B
	100	(70 - 130)	5.7	(0-30)	SW846 8260B
Methylene chloride	95	(70 - 130)			SW846 8260B
	89	(70 - 130)	6.4	(0-30)	SW846 8260B
Acetone	106	(70 - 130)			SW846 8260B
	134 a	(70 - 130)	23	(0-30)	SW846 8260B
Carbon disulfide	96	(70 - 130)			SW846 8260B
	96	(70 - 130)	0.26	(0-30)	SW846 8260B
1,1-Dichloroethane	103	(70 - 130)			SW846 8260B
	102	(70 - 130)	0.98	(0-30)	SW846 8260B
1,2-Dichloroethene (total)	95	(70 - 130)			SW846 8260B
	90	(70 - 130)	5.4	(0-30)	SW846 8260B
Chloroform	96	(70 - 130)			SW846 8260B
	93	(70 - 130)	3.8	(0-30)	SW846 8260B
1,2-Dichloroethane	99	(70 - 130)			SW846 8260B
	94	(70 - 130)	5.2	(0-30)	SW846 8260B
2-Butanone	92	(70 - 130)			SW846 8260B
	102	(70 - 130)	10	(0-30)	SW846 8260B
1,1,1-Trichloroethane	102	(70 - 130)			SW846 8260B
	104	(70 - 130)	1.2	(0-30)	SW846 8260B
Carbon tetrachloride	104	(70 - 130)			SW846 8260B
	104	(70 - 130)	0.26	(0-30)	SW846 8260B
Bromodichloromethane	92	(70 - 130)			SW846 8260B
	84	(70 - 130)	8.9	(0-30)	SW846 8260B
1,2-Dichloropropane	96	(70 - 130)			SW846 8260B
	89	(70 - 130)	7.4	(0-30)	SW846 8260B
cis-1,3-Dichloropropene	79	(70 - 130)			SW846 8260B
	71	(70 - 130)	11	(0-30)	SW846 8260B
Trichloroethene	90	(70 - 130)			SW846 8260B
	86	(70 - 130)	4.8	(0-30)	SW846 8260B

(Continued on next page)

MATRIX SPIKE SAMPLE EVALUATION REPORT

GC/MS Volatiles

Client Lot #...: A9C310174 **Work Order #...:** K9C7R1FG-MS **Matrix.....:** SO
MS Lot-Sample #: A9C310174-006 K9C7R1FH-MSD

PARAMETER	PERCENT RECOVERY	RECOVERY LIMITS	RPD	RPD LIMITS	METHOD
Dibromochloromethane	**83**	**(70 - 130)**			**SW846 8260B**
	73	**(70 - 130)**	**12**	**(0-30)**	**SW846 8260B**
1,1,2-Trichloroethane	**83**	**(70 - 130)**			**SW846 8260B**
	77	**(70 - 130)**	**7.2**	**(0-30)**	**SW846 8260B**
Benzene	**90**	**(70 - 130)**			**SW846 8260B**
	87	**(70 - 130)**	**2.9**	**(0-30)**	**SW846 8260B**
trans-1,3-Dichloropropene	**80**	**(70 - 130)**			**SW846 8260B**
	71	**(70 - 130)**	**12**	**(0-30)**	**SW846 8260B**
Bromoform	**74**	**(70 - 130)**			**SW846 8260B**
	68 a	**(70 - 130)**	**8.5**	**(0-30)**	**SW846 8260B**
4-Methyl-2-pentanone	**98**	**(70 - 130)**			**SW846 8260B**
	104	**(70 - 130)**	**5.8**	**(0-30)**	**SW846 8260B**
2-Hexanone	**87**	**(70 - 130)**			**SW846 8260B**
	85	**(70 - 130)**	**2.9**	**(0-30)**	**SW846 8260B**
Tetrachloroethene	**90**	**(70 - 130)**			**SW846 8260B**
	89	**(70 - 130)**	**0.73**	**(0-30)**	**SW846 8260B**
1,1,2,2-Tetrachloroethane	**81**	**(70 - 130)**			**SW846 8260B**
	73	**(70 - 130)**	**11**	**(0-30)**	**SW846 8260B**
Toluene	**80**	**(70 - 130)**			**SW846 8260B**
	78	**(70 - 130)**	**1.1**	**(0-30)**	**SW846 8260B**
Chlorobenzene	**78**	**(70 - 130)**			**SW846 8260B**
	71	**(70 - 130)**	**8.9**	**(0-30)**	**SW846 8260B**
Ethylbenzene	**83**	**(70 - 130)**			**SW846 8260B**
	78	**(70 - 130)**	**6.8**	**(0-30)**	**SW846 8260B**
Styrene	**74**	**(70 - 130)**			**SW846 8260B**
	65 a	**(70 - 130)**	**13**	**(0-30)**	**SW846 8260B**
Xylenes (total)	**83**	**(70 - 130)**			**SW846 8260B**
	77	**(70 - 130)**	**7.6**	**(0-30)**	**SW846 8260B**
1,2-Dibromoethane	**77**	**(70 - 130)**			**SW846 8260B**
	69 a	**(70 - 130)**	**12**	**(0-30)**	**SW846 8260B**
Bromochloromethane	**91**	**(70 - 130)**			**SW846 8260B**
	86	**(70 - 130)**	**5.8**	**(0-30)**	**SW846 8260B**

SURROGATE	PERCENT RECOVERY	RECOVERY LIMITS
Dibromofluoromethane	97	(50 - 150)
	96	(50 - 150)
1,2-Dichloroethane-d4	100	(50 - 150)
	103	(50 - 150)
Toluene-d8	96	(50 - 150)
	93	(50 - 150)

(Continued on next page)

MATRIX SPIKE SAMPLE EVALUATION REPORT

GC/MS Volatiles

Client Lot #...: A9C310174 **Work Order #...:** K9C7R1FG-MS **Matrix.....:** SO
MS Lot-Sample #: A9C310174-006 K9C7R1FH-MSD

SURROGATE	PERCENT RECOVERY	RECOVERY LIMITS
4-Bromofluorobenzene	86	(50 - 150)
	86	(50 - 150)

NOTE(S):

Calculations are performed before rounding to avoid round-off errors in calculated results.

Bold print denotes control parameters

Results and reporting limits have been adjusted for dry weight.

a Spiked analyte recovery is outside stated control limits.

MATRIX SPIKE SAMPLE DATA REPORT

GC/MS Volatiles

Client Lot #...: A9C310174 **Work Order #...:** K9C7R1FG-MS **Matrix.....:** SO
MS Lot-Sample #: A9C310174-006 K9C7R1FH-MSD
Date Sampled...: 03/27/09 10:05 **Date Received..:** 03/28/09
Prep Date.....: 04/09/09 **Analysis Date..:** 04/09/09
Prep Batch #...: 9098535
Dilution Factor: 1 **Initial Wgt/Vol:** 5 g **Final Wgt/Vol..:** 5 mL

PARAMETER	SAMPLE AMOUNT	SPIKE AMT	MEASRD AMOUNT	UNITS	PERCNT RECVRY	RPD	METHOD
1,1-Dichloroethene	ND	57	58	ug/kg	102		SW846 8260B
	ND	57	57	ug/kg	101	1.7	SW846 8260B
Chloromethane	ND	57	51	ug/kg	90		SW846 8260B
	ND	57	55	ug/kg	96	6.7	SW846 8260B
Bromomethane	ND	57	47	ug/kg	82		SW846 8260B
	ND	57	52	ug/kg	92	11	SW846 8260B
Vinyl chloride	ND	57	54	ug/kg	94		SW846 8260B
	ND	57	57	ug/kg	100	5.7	SW846 8260B
Chloroethane	ND	57	54	ug/kg	94		SW846 8260B
	ND	57	57	ug/kg	100	5.7	SW846 8260B
Methylene chloride	1.5	57	56	ug/kg	95		SW846 8260B
	1.5	57	52	ug/kg	89	6.4	SW846 8260B
Acetone	ND	57	62	ug/kg	106		SW846 8260B
	ND	57	78	ug/kg	134 a	23	SW846 8260B
Carbon disulfide	0.92	57	55	ug/kg	96		SW846 8260B
	0.92	57	55	ug/kg	96	0.26	SW846 8260B
1,1-Dichloroethane	ND	57	59	ug/kg	103		SW846 8260B
	ND	57	58	ug/kg	102	0.98	SW846 8260B
1,2-Dichloroethene (total)	ND	110	110	ug/kg	95		SW846 8260B
	ND	110	100	ug/kg	90	5.4	SW846 8260B
Chloroform	ND	57	55	ug/kg	96		SW846 8260B
	ND	57	53	ug/kg	93	3.8	SW846 8260B
1,2-Dichloroethane	ND	57	56	ug/kg	99		SW846 8260B
	ND	57	54	ug/kg	94	5.2	SW846 8260B
2-Butanone	ND	57	52	ug/kg	92		SW846 8260B
	ND	57	58	ug/kg	102	10	SW846 8260B
1,1,1-Trichloroethane	ND	57	58	ug/kg	102		SW846 8260B
	ND	57	59	ug/kg	104	1.2	SW846 8260B
Carbon tetrachloride	ND	57	59	ug/kg	104		SW846 8260B
	ND	57	59	ug/kg	104	0.26	SW846 8260B
Bromodichloromethane	ND	57	52	ug/kg	92		SW846 8260B
	ND	57	48	ug/kg	84	8.9	SW846 8260B
1,2-Dichloropropane	ND	57	54	ug/kg	96		SW846 8260B
	ND	57	51	ug/kg	89	7.4	SW846 8260B
cis-1,3-Dichloropropene	ND	57	45	ug/kg	79		SW846 8260B
	ND	57	40	ug/kg	71	11	SW846 8260B
Trichloroethene	ND	57	51	ug/kg	90		SW846 8260B
	ND	57	49	ug/kg	86	4.8	SW846 8260B

(Continued on next page)

MATRIX SPIKE SAMPLE DATA REPORT

GC/MS Volatiles

Client Lot #...: A9C310174 **Work Order #...:** K9C7R1FG-MS **Matrix.....:** SO
MS Lot-Sample #: A9C310174-006 K9C7R1FH-MSD

PARAMETER	SAMPLE AMOUNT	SPIKE AMT	MEASRD AMOUNT	UNITS	PERCNT RECVRY	RPD	METHOD
Dibromochloromethane	**ND**	**57**	**47**	**ug/kg**	**83**		**SW846 8260B**
	ND	**57**	**42**	**ug/kg**	**73**	**12**	**SW846 8260B**
1,1,2-Trichloroethane	**ND**	**57**	**47**	**ug/kg**	**83**		**SW846 8260B**
	ND	**57**	**44**	**ug/kg**	**77**	**7.2**	**SW846 8260B**
Benzene	**ND**	**57**	**51**	**ug/kg**	**90**		**SW846 8260B**
	ND	**57**	**50**	**ug/kg**	**87**	**2.9**	**SW846 8260B**
trans-1,3-Dichloropropene	**ND**	**57**	**45**	**ug/kg**	**80**		**SW846 8260B**
	ND	**57**	**40**	**ug/kg**	**71**	**12**	**SW846 8260B**
Bromoform	**ND**	**57**	**42**	**ug/kg**	**74**		**SW846 8260B**
	ND	**57**	**38**	**ug/kg**	**68 a**	**8.5**	**SW846 8260B**
4-Methyl-2-pentanone	**ND**	**57**	**56**	**ug/kg**	**98**		**SW846 8260B**
	ND	**57**	**59**	**ug/kg**	**104**	**5.8**	**SW846 8260B**
2-Hexanone	**ND**	**57**	**50**	**ug/kg**	**87**		**SW846 8260B**
	ND	**57**	**48**	**ug/kg**	**85**	**2.9**	**SW846 8260B**
Tetrachloroethene	**ND**	**57**	**51**	**ug/kg**	**90**		**SW846 8260B**
	ND	**57**	**51**	**ug/kg**	**89**	**0.73**	**SW846 8260B**
1,1,2,2-Tetrachloroethane	**ND**	**57**	**46**	**ug/kg**	**81**		**SW846 8260B**
	ND	**57**	**41**	**ug/kg**	**73**	**11**	**SW846 8260B**
Toluene	**15**	**57**	**61**	**ug/kg**	**80**		**SW846 8260B**
	15	**57**	**60**	**ug/kg**	**78**	**1.1**	**SW846 8260B**
Chlorobenzene	**ND**	**57**	**44**	**ug/kg**	**78**		**SW846 8260B**
	ND	**57**	**41**	**ug/kg**	**71**	**8.9**	**SW846 8260B**
Ethylbenzene	**1.5**	**57**	**49**	**ug/kg**	**83**		**SW846 8260B**
	1.5	**57**	**46**	**ug/kg**	**78**	**6.8**	**SW846 8260B**
Styrene	**ND**	**57**	**42**	**ug/kg**	**74**		**SW846 8260B**
	ND	**57**	**37**	**ug/kg**	**65 a**	**13**	**SW846 8260B**
Xylenes (total)	**4.2**	**170**	**150**	**ug/kg**	**83**		**SW846 8260B**
	4.2	**170**	**140**	**ug/kg**	**77**	**7.6**	**SW846 8260B**
1,2-Dibromoethane	**ND**	**57**	**44**	**ug/kg**	**77**		**SW846 8260B**
	ND	**57**	**39**	**ug/kg**	**69 a**	**12**	**SW846 8260B**
Bromochloromethane	**ND**	**57**	**52**	**ug/kg**	**91**		**SW846 8260B**
	ND	**57**	**49**	**ug/kg**	**86**	**5.8**	**SW846 8260B**

SURROGATE	PERCENT RECOVERY	RECOVERY LIMITS
Dibromofluoromethane	97	(50 - 150)
	96	(50 - 150)
1,2-Dichloroethane-d4	100	(50 - 150)
	103	(50 - 150)
Toluene-d8	96	(50 - 150)
	93	(50 - 150)

(Continued on next page)

MATRIX SPIKE SAMPLE DATA REPORT

GC/MS Volatiles

Client Lot #...: A9C310174 **Work Order #...:** K9C7R1FG-MS **Matrix.....:** SO
MS Lot-Sample #: A9C310174-006 K9C7R1FH-MSD

SURROGATE	PERCENT RECOVERY	RECOVERY LIMITS
4-Bromofluorobenzene	86	(50 - 150)
	86	(50 - 150)

NOTE(S):

Calculations are performed before rounding to avoid round-off errors in calculated results.

Bold print denotes control parameters

Results and reporting limits have been adjusted for dry weight.

a Spiked analyte recovery is outside stated control limits.

Data File: \\cansvr11\dd\chem\MSV\a3ux8a.i\M90408A.b\UX86713.D
Report Date: 09-Apr-2009 16:00

TestAmerica North Canton

VOLATILE REPORT SW-846 Method 8260A/8260B

Data file : \\cansvr11\dd\chem\MSV\a3ux8a.i\M90408A.b\UX86713.D
Lab Smp Id: K9C7R1FG
Inj Date : 09-APR-2009 01:13
Operator : 402279 Inst ID: a3ux8a.i
Smp Info : K9C7R1FG,5G/5ML
Misc Info : M90408A,8260SUX8,1-8260.SUB,402279,3,,MS
Comment :
Method : \\cansvr11\dd\chem\MSV\a3ux8a.i\M90408A.b\8260SUX8.m
Meth Date : 08-Apr-2009 20:04 latat Quant Type: ISTD
Cal Date : 07-APR-2009 21:55 Cal File: UX86679.D
Als bottle: 18 QC Sample: MS
Dil Factor: 1.00000
Integrator: HP RTE Compound Sublist: 1-8260.SUB
Target Version: 4.14
Processing Host: CANPGCV909

Concentration Formula: Amt * DF * 1/Vo * CpndVariable

Name	Value	Description
DF	1.000	Dilution Factor
Vo	5.000	Sample Volume
Va	100.000	Injection Volume
Cpnd Variable		Local Compound Variable

Compounds	QUANT SIG MASS	RT	EXP RT	REL RT	RESPONSE	CONCENTRATIONS ON-COLUMN (ng)	FINAL (UG/KG)
* 1 Fluorobenzene	96	5.303	5.306	(1.000)	916093	250.000	
* 2 Chlorobenzene-d5	117	7.846	7.849	(1.000)	667839	250.000	
* 3 1,4-Dichlorobenzene-d4	152	10.042	10.039	(1.000)	273775	250.000	
$ 4 Dibromofluoromethane	113	4.786	4.789	(0.903)	153187	242.723	48.544
$ 5 1,2-Dichloroethane-d4	65	5.054	5.057	(0.953)	215262	250.635	50.127
$ 6 Toluene-d8	98	6.581	6.583	(1.241)	647650	238.998	47.800
$ 7 Bromofluorobenzene	95	8.923	8.926	(1.137)	218999	214.423	42.885
8 Dichlorodifluoromethane	85	1.659	1.656	(0.313)	91845	158.900	31.780
9 Chloromethane	50	1.830	1.832	(0.345)	325446	225.528	45.106
10 Vinyl Chloride	62	1.951	1.954	(0.368)	279681	236.110	47.222
11 Bromomethane	94	2.280	2.276	(0.430)	82188	205.352	41.070
12 Chloroethane	64	2.377	2.380	(0.448)	138765	235.580	47.116
13 Trichlorofluoromethane	101	2.602	2.599	(0.491)	203636	278.249	55.650
15 Acrolein	56	2.973	2.976	(0.561)	91908	921.502	184.30
16 Acetone	43	3.095	3.104	(0.584)	138536	273.122	54.624
17 1,1-Dichloroethene	96	3.040	3.049	(0.573)	168410	255.823	51.164
18 Freon-113	151	3.046	3.049	(0.574)	125881	282.531	56.506
19 Iodomethane	142	3.180	3.183	(0.600)	257443	239.804	47.961
20 Carbon Disulfide	76	3.229	3.238	(0.609)	490299	243.229	48.646
21 Methylene Chloride	84	3.436	3.444	(0.648)	203766	244.322	48.864

22 Acetonitrile	41	3.332	3.335 (0.628)	155747	799.196	159.84
23 Acrylonitrile	53	3.643	3.645 (0.687)	406228	747.874	149.57

Data File: \\cansvr11\dd\chem\MSV\a3ux8a.i\M90408A.b\UX86713.D
Report Date: 09-Apr-2009 16:00

	Compounds	QUANT SIG MASS	RT	EXP RT	REL RT	RESPONSE	CONCENTRATIONS ON-COLUMN (ng)	FINAL (UG/KG)
	24 Methyl tert-butyl ether	73	3.643	3.645	(0.687)	538240	243.242	48.648
	25 trans-1,2-Dichloroethene	96	3.649	3.651	(0.688)	184012	234.954	46.991
	26 Hexane	86	3.843	3.846	(0.725)	47700	250.603	50.121
	27 Vinyl acetate	43	4.002	4.004	(0.755)	1040811	407.697	81.539
	28 1,1-Dichloroethane	63	3.977	3.980	(0.750)	458965	257.774	51.555
	29 tert-Butyl Alcohol	59	3.521	3.530	(0.664)	626883	4705.81	941.16
	30 2-Butanone	43	4.427	4.430	(0.835)	170181	228.811	45.762
M	31 1,2-Dichloroethene (total)	96				384715	474.920	94.984
	32 cis-1,2-dichloroethene	96	4.421	4.424	(0.834)	200703	239.966	47.993
	33 2,2-Dichloropropane	77	4.421	4.424	(0.834)	186585	263.807	52.761
	34 Bromochloromethane	128	4.610	4.612	(0.869)	88701	228.157	45.631
	35 Chloroform	83	4.659	4.661	(0.878)	281413	240.744	48.149
	36 Tetrahydrofuran	42	4.646	4.649	(0.876)	129781	245.775	49.155
	37 1,1,1-Trichloroethane	97	4.811	4.813	(0.907)	246552	256.106	51.221
	38 1,1-Dichloropropene	75	4.932	4.935	(0.930)	223762	247.786	49.557
	39 Carbon Tetrachloride	117	4.932	4.935	(0.930)	228073	260.210	52.042
	40 1,2-Dichloroethane	62	5.115	5.111	(0.964)	299017	248.357	49.671
	41 Benzene	78	5.097	5.099	(0.961)	672102	224.842	44.968
	42 Trichloroethene	130	5.589	5.592	(1.054)	170946	225.952	45.190
	43 1,2-Dichloropropane	63	5.778	5.780	(1.089)	238375	239.297	47.859
	44 1,4-Dioxane	88	Compound Not Detected.					
	45 Dibromomethane	93	5.881	5.884	(1.109)	85504	229.450	45.890
	46 Bromodichloromethane	83	5.991	5.993	(1.130)	194284	230.779	46.156
	47 2-Chloroethyl vinyl ether	63	6.216	6.212	(1.172)	113682	196.798	39.360
	48 cis-1,3-Dichloropropene	75	6.356	6.358	(1.198)	228203	197.804	39.561(R)
	49 4-Methyl-2-pentanone	43	6.465	6.468	(1.219)	359736	245.842	49.168
	50 Toluene	91	6.636	6.638	(0.846)	832124	266.215	53.243
	51 trans-1,3-Dichloropropene	75	6.812	6.815	(0.868)	201243	199.649	39.930(R)
	52 Ethyl Methacrylate	69	Compound Not Detected.					
	53 1,1,2-Trichloroethane	97	6.982	6.979	(0.890)	129519	207.260	41.452(R)
	54 1,3-Dichloropropane	76	7.128	7.131	(0.909)	222515	198.901	39.780
	55 Tetrachloroethene	164	7.104	7.107	(0.905)	116768	224.885	44.977
	56 2-Hexanone	43	7.171	7.174	(0.914)	236842	218.584	43.717
	57 Dibromochloromethane	129	7.329	7.332	(0.934)	137146	207.111	41.422(R)
	58 1,2-Dibromoethane	107	7.445	7.453	(0.949)	121443	193.359	38.672
	59 Chlorobenzene	112	7.871	7.873	(1.003)	403245	194.954	38.991
	60 1,1,1,2-Tetrachloroethane	131	7.938	7.940	(1.012)	157410	218.289	43.658
	61 Ethylbenzene	106	7.956	7.952	(1.014)	251132	214.315	42.863(R)
	62 m + p-Xylene	106	8.059	8.056	(1.027)	623890	435.803	87.160
M	63 Xylenes (total)	106				913530	644.017	128.80(R)
	64 Xylene-o	106	8.430	8.433	(1.074)	289640	208.214	41.643
	65 Styrene	104	8.442	8.445	(1.076)	416303	184.327	36.865(R)
	66 Bromoform	173	8.637	8.640	(1.101)	65393	184.289	36.858
	67 Isopropylbenzene	105	8.765	8.767	(1.117)	755236	216.702	43.340
	68 1,1,2,2-Tetrachloroethane	83	9.057	9.053	(0.902)	137313	203.664	40.733
	69 1,4-Dichloro-2-butene	53	9.112	9.108	(0.907)	148033	368.465	73.693
	70 1,2,3-Trichloropropane	110	9.106	9.108	(0.907)	46575	219.099	43.820
	71 Bromobenzene	156	9.081	9.084	(0.904)	137536	196.809	39.362
	72 n-Propylbenzene	120	9.154	9.157	(0.912)	188746	224.393	44.878
	73 2-Chlorotoluene	126	9.252	9.260	(0.921)	155678	203.744	40.749
	74 1,3,5-Trimethylbenzene	105	9.318	9.321	(0.928)	552425	219.717	43.943
	75 4-Chlorotoluene	126	9.361	9.358	(0.932)	150665	200.350	40.070

76 tert-Butylbenzene	119	9.641	9.637 (0.960)	511950	232.123	46.425
77 1,2,4-Trimethylbenzene	105	9.683	9.686 (0.964)	545094	213.452	42.690

Data File: \\cansvr11\dd\chem\MSV\a3ux8a.i\M90408A.b\UX86713.D
Report Date: 09-Apr-2009 16:00

						CONCENTRATIONS	
	QUANT SIG					ON-COLUMN	FINAL
Compounds	MASS	RT	EXP RT	REL RT	RESPONSE	(ng)	(UG/KG)
78 sec-Butylbenzene	105	9.854	9.850	(0.981)	722205	227.558	45.512
79 4-Isopropyltoluene	119	9.988	9.990	(0.995)	569255	222.363	44.472
80 1,3-Dichlorobenzene	146	9.982	9.978	(0.994)	235082	175.764	35.153
81 1,4-Dichlorobenzene	146	10.061	10.063	(1.002)	232806	165.228	33.046
82 n-Butylbenzene	91	10.389	10.392	(1.035)	460704	209.904	41.981
83 1,2-Dichlorobenzene	146	10.438	10.434	(1.039)	209566	166.613	33.323
84 1,2-Dibromo-3-chloropropane	157	11.210	11.207	(1.116)	23560	169.921	33.984
85 1,2,4-Trichlorobenzene	180	12.026	12.028	(1.197)	81334	107.521	21.504(R)
86 Hexachlorobutadiene	225	12.184	12.186	(1.213)	56963	183.159	36.632
87 Naphthalene	128	12.287	12.290	(1.224)	233260	96.5118	19.302(R)
88 1,2,3-Trichlorobenzene	180	12.549	12.545	(1.250)	66831	97.3904	19.478(R)
98 Cyclohexane	56	4.847	4.850	(0.914)	602818	231.618	46.324
143 Methyl Acetate	43	3.357	3.359	(0.633)	350854	271.244	54.249
144 Methylcyclohexane	83	5.741	5.744	(1.083)	317400	197.737	39.547
141 1,3,5-Trichlorobenzene	180	Compound Not Detected.					
153 Vinyl Acetate-86	86	4.002	4.004	(0.755)	19008	129.932	25.986

QC Flag Legend

R - Spike/Surrogate failed recovery limits.

Data File: \\cansvr11\dd\chem\MSV\a3ux8a.i\M90408A.b\UX86713.D
Report Date: 09-Apr-2009 16:00

TestAmerica North Canton

INTERNAL STANDARD COMPOUNDS
AREA AND RT SUMMARY

Instrument ID: a3ux8a.i
Lab File ID: UX86713.D
Lab Smp Id: K9C7R1FG
Analysis Type: VOA
Quant Type: ISTD
Operator: 402279
Method File: \\cansvr11\dd\chem\MSV\a3ux8a.i\M90408A.b\8260SUX8.m
Misc Info: M90408A,8260SUX8,1-8260.SUB,402279,3,,MS

Calibration Date: 08-APR-2009
Calibration Time: 18:24
Level: LOW
Sample Type: SOIL

		AREA LIMIT			
COMPOUND	STANDARD	LOWER	UPPER	SAMPLE	%DIFF
1 Fluorobenzene	1113993	556997	2227986	916093	-17.76
2 Chlorobenzene-d5	797134	398567	1594268	667839	-16.22
3 1,4-Dichlorobenze	368444	184222	736888	273775	-25.69

		RT LIMIT			
COMPOUND	STANDARD	LOWER	UPPER	SAMPLE	%DIFF
1 Fluorobenzene	5.31	4.81	5.81	5.30	-0.05
2 Chlorobenzene-d5	7.85	7.35	8.35	7.85	-0.03
3 1,4-Dichlorobenze	10.04	9.54	10.54	10.04	0.04

AREA UPPER LIMIT = +100% of internal standard area.
AREA LOWER LIMIT = - 50% of internal standard area.
RT UPPER LIMIT = + 0.50 minutes of internal standard RT.
RT LOWER LIMIT = - 0.50 minutes of internal standard RT.


Data File: \\cansvr11\dd\chem\MSV\a3ux8a.i\M90408A.b\UX86713.D
Date : 09-APR-2009 01:13
Client ID:
Sample Info: K9C7R1FG,5G/5ML
Purge Volume: 5.0
Column phase: DB624
Instrument: a3ux8a.i
Operator: 402279
Column diameter: 0.18
Y (x10^6)
Min
-Dichlorodifluoromethane+
-Vinyl Chloride
-Bromomethane
-Chloroethane
-Trichlorofluoromethane
-Acrolein
-Acetone+
-Iodomethane
-Carbon Disulfide
-Acetonitrile+
-Methylene Chloride
-tert-Butyl Alcohol
-Hexane
Acrylonitrile+
Vinyl acetate+
-2-Butanone+
-Bromochloromethane+
-Dibromofluoromethane+
-Cyclohexane
-1,1-Dichloropropene+
-1,2-Dichloroethane-d4
-Trichloroethene
1,2-Dichloropropane+
-Dibromomethane
-Bromodichloromethane
-2-Chloroethyl vinyl ether
-cis-1,3-Dichloropropene
-4-Methyl-2-pentanone
-Toluene-d8
-Toluene
-trans-1,3-Dichloropropene
-1,1,2-Trichloroethane
-1,3-Dichloropropane+
-Dibromochloromethane
-1,2-Dibromoethane
1,1,1,2-Tetrachloroethane+
m + p-Xylene
Xylene-o+
-Bromoform
-Isopropylbenzene
-Bromofluorobenzene
-2-Chlorotoluene
-1,3,5-Trimethylbenzene+
-tert-Butylbenzene
=1,2-Dichloroethene (total
-sec-Butylbenzene
-1,4-Dichlorobenzene-d4+
4-Isopropyltoluene+
-n-Butylbenzene+
-1,2-Dibromo-3-chloropropa
-1,2,4-Trichlorobenzene
-Hexachlorobutadiene
-Naphthalene
-1,2,3-Trichlorobenzene

Data File: \\cansvr11\dd\chem\MSV\a3ux8a.i\M90408A.b\UX86714.D
Report Date: 09-Apr-2009 16:00

TestAmerica North Canton

VOLATILE REPORT SW-846 Method 8260A/8260B

Data file : \\cansvr11\dd\chem\MSV\a3ux8a.i\M90408A.b\UX86714.D
Lab Smp Id: K9C7R1FH
Inj Date : 09-APR-2009 01:35
Operator : 402279 Inst ID: a3ux8a.i
Smp Info : K9C7R1FH,5G/5ML
Misc Info : M90408A,8260SUX8,1-8260.SUB,402279,3,,MSD
Comment :
Method : \\cansvr11\dd\chem\MSV\a3ux8a.i\M90408A.b\8260SUX8.m
Meth Date : 08-Apr-2009 20:04 latat Quant Type: ISTD
Cal Date : 07-APR-2009 21:55 Cal File: UX86679.D
Als bottle: 19 QC Sample: MSD
Dil Factor: 1.00000
Integrator: HP RTE Compound Sublist: 1-8260.SUB
Target Version: 4.14
Processing Host: CANPGCV909

Concentration Formula: Amt * DF * 1/Vo * CpndVariable

Name	Value	Description
DF	1.000	Dilution Factor
Vo	5.000	Sample Volume
Va	100.000	Injection Volume
Cpnd Variable		Local Compound Variable

Compounds	QUANT SIG MASS	RT	EXP RT	REL RT	RESPONSE	CONCENTRATIONS ON-COLUMN (ng)	FINAL (UG/KG)
* 1 Fluorobenzene	96	5.302	5.306	(1.000)	837209	250.000	
* 2 Chlorobenzene-d5	117	7.845	7.849	(1.000)	604322	250.000	
* 3 1,4-Dichlorobenzene-d4	152	10.041	10.039	(1.000)	254138	250.000	
$ 4 Dibromofluoromethane	113	4.785	4.789	(0.902)	137936	239.151	47.830
$ 5 1,2-Dichloroethane-d4	65	5.053	5.057	(0.953)	202701	258.248	51.650
$ 6 Toluene-d8	98	6.580	6.583	(1.241)	573448	231.555	46.311
$ 7 Bromofluorobenzene	95	8.928	8.926	(1.138)	197704	213.919	42.784
8 Dichlorodifluoromethane	85	1.652	1.656	(0.312)	88262	167.089	33.418
9 Chloromethane	50	1.829	1.832	(0.345)	317927	241.077	48.215
10 Vinyl Chloride	62	1.950	1.954	(0.368)	270529	249.903	49.981
11 Bromomethane	94	2.285	2.276	(0.431)	83884	229.338	45.868
12 Chloroethane	64	2.376	2.380	(0.448)	134218	249.330	49.866
13 Trichlorofluoromethane	101	2.601	2.599	(0.491)	196205	293.356	58.671
15 Acrolein	56	2.972	2.976	(0.561)	64769	710.585	142.12
16 Acetone	43	3.100	3.104	(0.585)	154010	343.377	68.675
17 1,1-Dichloroethene	96	3.045	3.049	(0.574)	151370	251.604	50.321
18 Freon-113	151	3.045	3.049	(0.574)	116647	286.474	57.295
19 Iodomethane	142	3.179	3.183	(0.600)	227315	231.691	46.338
20 Carbon Disulfide	76	3.234	3.238	(0.610)	449250	243.865	48.773
21 Methylene Chloride	84	3.441	3.444	(0.649)	175680	229.180	45.836

22 Acetonitrile	41	3.331	3.335 (0.628)	155947	875.622	175.12
23 Acrylonitrile	53	3.642	3.645 (0.687)	396011	797.759	159.55

Data File: \\cansvr11\dd\chem\MSV\a3ux8a.i\M90408A.b\UX86714.D
Report Date: 09-Apr-2009 16:00

	Compounds	QUANT SIG MASS	RT	EXP RT	REL RT	RESPONSE	CONCENTRATIONS ON-COLUMN (ng)	FINAL (UG/KG)
24	Methyl tert-butyl ether	73	3.642	3.645	(0.687)	479341	237.035	47.407
25	trans-1,2-Dichloroethene	96	3.648	3.651	(0.688)	164128	229.311	45.862
26	Hexane	86	3.842	3.846	(0.725)	46983	270.094	54.019
27	Vinyl acetate	43	4.000	4.004	(0.754)	825090	353.649	70.730
28	1,1-Dichloroethane	63	3.982	3.980	(0.751)	415350	255.258	51.052
29	tert-Butyl Alcohol	59	3.520	3.530	(0.664)	671947	5519.36	1103.9
30	2-Butanone	43	4.426	4.430	(0.835)	172678	254.044	50.809
M 31	1,2-Dichloroethene (total)	96				332828	450.018	90.004
32	cis-1,2-dichloroethene	96	4.420	4.424	(0.834)	168700	220.708	44.142
33	2,2-Dichloropropane	77	4.420	4.424	(0.834)	176877	273.644	54.729
34	Bromochloromethane	128	4.609	4.612	(0.869)	76452	215.179	43.036
35	Chloroform	83	4.657	4.661	(0.878)	247556	231.734	46.347
36	Tetrahydrofuran	42	4.645	4.649	(0.876)	129776	268.923	53.784
37	1,1,1-Trichloroethane	97	4.810	4.813	(0.907)	228037	259.193	51.838
38	1,1-Dichloropropene	75	4.931	4.935	(0.930)	195919	237.396	47.479
39	Carbon Tetrachloride	117	4.937	4.935	(0.931)	208983	260.896	52.179
40	1,2-Dichloroethane	62	5.114	5.111	(0.964)	259365	235.721	47.144
41	Benzene	78	5.102	5.099	(0.962)	596841	218.477	43.695
42	Trichloroethene	130	5.588	5.592	(1.054)	148816	215.234	43.047
43	1,2-Dichloropropane	63	5.783	5.780	(1.091)	202298	222.215	44.443
44	1,4-Dioxane	88	Compound Not Detected.					
45	Dibromomethane	93	5.880	5.884	(1.109)	72730	213.560	42.712
46	Bromodichloromethane	83	5.990	5.993	(1.130)	162371	211.044	42.209(R)
47	2-Chloroethyl vinyl ether	63	6.215	6.212	(1.172)	96841	183.440	36.688
48	cis-1,3-Dichloropropene	75	6.355	6.358	(1.198)	187350	177.694	35.539(R)
49	4-Methyl-2-pentanone	43	6.470	6.468	(1.220)	348285	260.443	52.089
50	Toluene	91	6.635	6.638	(0.846)	744511	263.220	52.644
51	trans-1,3-Dichloropropene	75	6.811	6.815	(0.868)	161715	177.297	35.459(R)
52	Ethyl Methacrylate	69	Compound Not Detected.					
53	1,1,2-Trichloroethane	97	6.981	6.979	(0.890)	109016	192.786	38.557(R)
54	1,3-Dichloropropane	76	7.133	7.131	(0.909)	184572	182.325	36.465
55	Tetrachloroethene	164	7.103	7.107	(0.905)	104892	223.246	44.649
56	2-Hexanone	43	7.176	7.174	(0.915)	208116	212.261	42.452
57	Dibromochloromethane	129	7.334	7.332	(0.935)	109982	183.546	36.709(R)
58	1,2-Dibromoethane	107	7.450	7.453	(0.950)	97864	172.194	34.439
59	Chlorobenzene	112	7.870	7.873	(1.003)	333897	178.394	35.679(R)
60	1,1,1,2-Tetrachloroethane	131	7.936	7.940	(1.012)	132942	203.735	40.747
61	Ethylbenzene	106	7.955	7.952	(1.014)	212280	200.200	40.040(R)
62	m + p-Xylene	106	8.058	8.056	(1.027)	527262	407.016	81.403
M 63	Xylenes (total)	106				766408	597.001	119.40(R)
64	Xylene-o	106	8.429	8.433	(1.074)	239146	189.984	37.997
65	Styrene	104	8.441	8.445	(1.076)	329732	161.341	32.268(R)
66	Bromoform	173	8.636	8.640	(1.101)	54330	169.204	33.841(R)
67	Isopropylbenzene	105	8.764	8.767	(1.117)	650730	206.340	41.268
68	1,1,2,2-Tetrachloroethane	83	9.056	9.053	(0.902)	113959	182.085	36.417(R)
69	1,4-Dichloro-2-butene	53	9.111	9.108	(0.907)	117688	315.569	63.114
70	1,2,3-Trichloropropane	110	9.111	9.108	(0.907)	40358	204.523	40.905
71	Bromobenzene	156	9.080	9.084	(0.904)	105574	162.746	32.549
72	n-Propylbenzene	120	9.159	9.157	(0.912)	165459	211.907	42.381
73	2-Chlorotoluene	126	9.257	9.260	(0.922)	128512	181.186	36.237
74	1,3,5-Trimethylbenzene	105	9.317	9.321	(0.928)	470796	201.719	40.344
75	4-Chlorotoluene	126	9.360	9.358	(0.932)	120919	173.219	34.644

76 tert-Butylbenzene	119	9.640	9.637 (0.960)	454022	221.764	44.353
77 1,2,4-Trimethylbenzene	105	9.689	9.686 (0.965)	451459	190.446	38.089

Data File: \\cansvr11\dd\chem\MSV\a3ux8a.i\M90408A.b\UX86714.D
Report Date: 09-Apr-2009 16:00

						CONCENTRATIONS	
	QUANT SIG					ON-COLUMN	FINAL
Compounds	MASS	RT	EXP RT	REL RT	RESPONSE	(ng)	(UG/KG)
78 sec-Butylbenzene	105	9.853	9.850	(0.981)	636018	215.886	43.177
79 4-Isopropyltoluene	119	9.987	9.990	(0.995)	503490	211.870	42.374
80 1,3-Dichlorobenzene	146	9.981	9.978	(0.994)	190009	153.041	30.608
81 1,4-Dichlorobenzene	146	10.066	10.063	(1.002)	184968	141.420	28.284
82 n-Butylbenzene	91	10.388	10.392	(1.035)	418468	205.393	41.078
83 1,2-Dichlorobenzene	146	10.437	10.434	(1.039)	161577	138.386	27.677
84 1,2-Dibromo-3-chloropropane	157	11.209	11.207	(1.116)	19415	150.846	30.169
85 1,2,4-Trichlorobenzene	180	12.025	12.028	(1.197)	70853	100.903	20.181(R)
86 Hexachlorobutadiene	225	12.183	12.186	(1.213)	52326	181.249	36.250
87 Naphthalene	128	12.286	12.290	(1.224)	185840	82.8330	16.567(R)
88 1,2,3-Trichlorobenzene	180	12.548	12.545	(1.250)	55238	86.7162	17.343(R)
98 Cyclohexane	56	4.852	4.850	(0.915)	562913	236.664	47.333
143 Methyl Acetate	43	3.356	3.359	(0.633)	347685	294.121	58.824
144 Methylcyclohexane	83	5.740	5.744	(1.083)	293765	200.257	40.051
141 1,3,5-Trichlorobenzene	180	Compound Not Detected.					
153 Vinyl Acetate-86	86	4.007	4.004	(0.756)	12012	91.7747	18.355

QC Flag Legend

R - Spike/Surrogate failed recovery limits.

Data File: \\cansvr11\dd\chem\MSV\a3ux8a.i\M90408A.b\UX86714.D
Report Date: 09-Apr-2009 16:00

TestAmerica North Canton

INTERNAL STANDARD COMPOUNDS
AREA AND RT SUMMARY

Instrument ID: a3ux8a.i
Lab File ID: UX86714.D
Lab Smp Id: K9C7R1FH
Analysis Type: VOA
Quant Type: ISTD
Operator: 402279
Method File: \\cansvr11\dd\chem\MSV\a3ux8a.i\M90408A.b\8260SUX8.m
Misc Info: M90408A,8260SUX8,1-8260.SUB,402279,3,,MSD

Calibration Date: 08-APR-2009
Calibration Time: 18:24
Level: LOW
Sample Type: SOIL

		AREA LIMIT			
COMPOUND	STANDARD	LOWER	UPPER	SAMPLE	%DIFF
1 Fluorobenzene	1113993	556997	2227986	837209	-24.85
2 Chlorobenzene-d5	797134	398567	1594268	604322	-24.19
3 1,4-Dichlorobenze	368444	184222	736888	254138	-31.02

		RT LIMIT			
COMPOUND	STANDARD	LOWER	UPPER	SAMPLE	%DIFF
1 Fluorobenzene	5.31	4.81	5.81	5.30	-0.07
2 Chlorobenzene-d5	7.85	7.35	8.35	7.85	-0.05
3 1,4-Dichlorobenze	10.04	9.54	10.54	10.04	0.02

AREA UPPER LIMIT = +100% of internal standard area.
AREA LOWER LIMIT = - 50% of internal standard area.
RT UPPER LIMIT = + 0.50 minutes of internal standard RT.
RT LOWER LIMIT = - 0.50 minutes of internal standard RT.

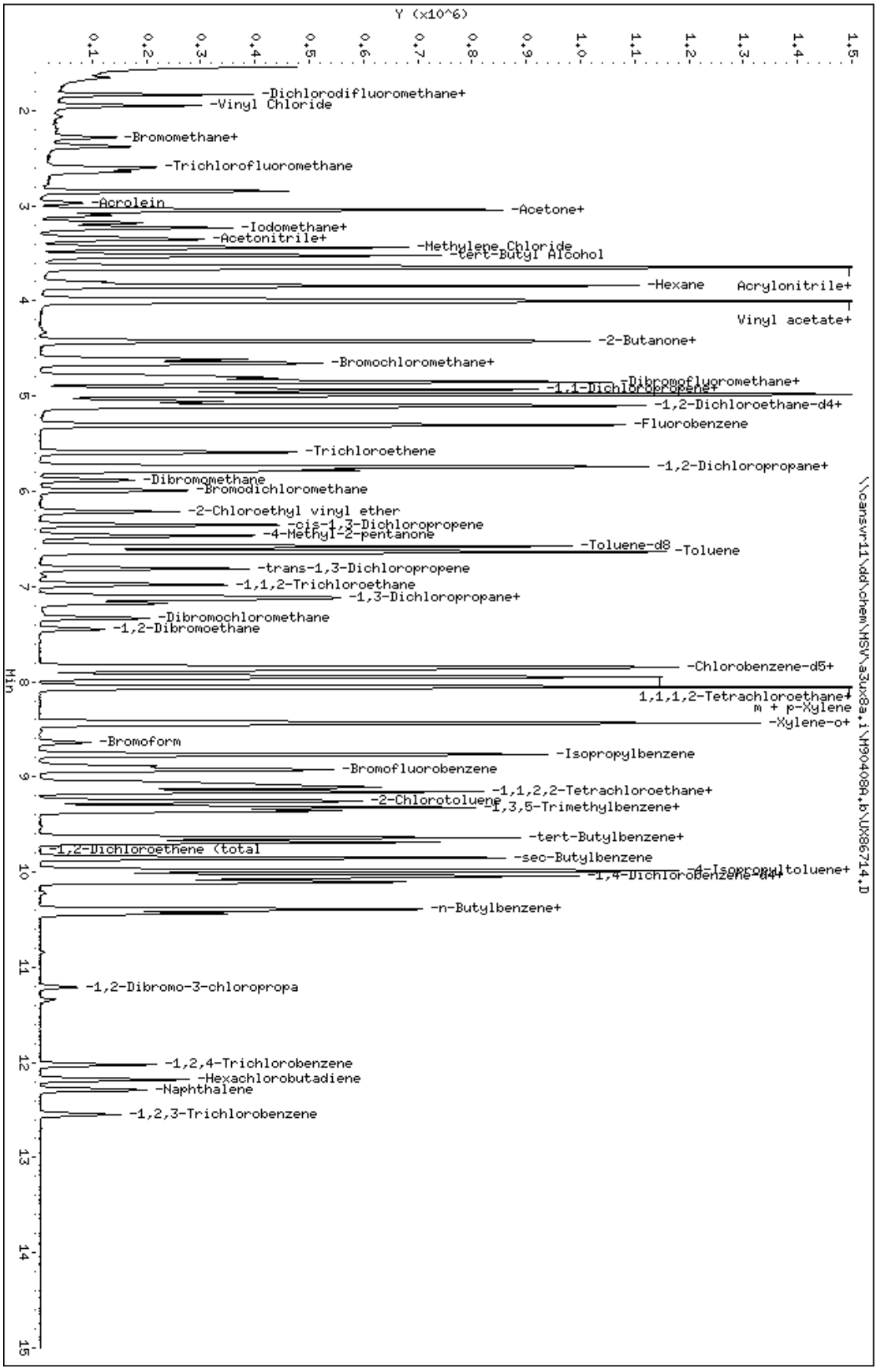

Data File: \\cansvr11\dd\chem\MSV\a3ux8a.i\M90408A.b\UX86714.D

Date : 09-APR-2009 01:35

Client ID:

Sample Info: K9C7R1FH,5G/5ML

Purge Volume: 5.0

Column phase: DB624

Instrument: a3ux8a.i

Operator: 402279

Column diameter: 0.18

TestAmerica
THE LEADER IN ENVIRONMENTAL TESTING

MISCELLANEOUS DATA

UX8
Batch # _____

TestAmerica-North Canton
GC/MS VOA Run Log

Date: 4-7-09

Method: 8260B 624

Column	BFB	Analysis	Purge & Trap
Type: DB624	100 C for 0.1 min	40 C for 2 min	Trap: #10
Length 20 M	to 172 C @ 20 C/min	to 200 C @ 15 C/min	Purge: 11
I.D. 0.18 mm	Hold -- min	to -- C @ -- C/min	Desorb: 1 min @190 C
Flow Rate 0.4ml/min	IS # V7522 SS # V7417	Hold 3 min	Bake: 6 min @ 220 C
			Heated purge: Yes No

LLS

Auto num	Sample ID Workorder#	Method	File Name	Amt purged	Std number / Sample prep	Comments	Sample status
–	BFB		BFB8808	50ng	V 7449	Dir. Inj. 18:38	OK
1	Blank		UX86671	5mL			—
2	1000-STD		UX86672	1000ng	V7525 V7532 V7521 V7524 IS	Disabled Bromomethane chloroethane	OK
3	500-STD		UX86673	500ng		Disabled Bromomethane	OK
4	250-STD		UX86674	250ng		M90407	OK
5	100-STD		UX86675	100ng			OK
6	50-STD		UX86676	50ng			OK
7	25-STD		UX86677	25ng			OK
8	10-STD		UX86678	10ng		MI	OK
9	5-STD		UX86679	5ng		MI	OK
10	ICV		UX86680	250ng	V7533	Not Used!	OK
11	1000A9-STD		UX86681	1000ng	V7526 V7516		OK
12	500A9-STD		UX86682	500ng			OK
13	250A9-STD		UX86683	250ng		M90407-A9	OK
14	100A9-STD		UX86684	100ng			OK
15	50A9-STD		UX86685	50ng			OK
16	25A9-STD		UX86686	25ng			OK
17	QCMRL		UX86687	25ng	V7525 V7532 V7521		R
18	Check/ICV		UX86688	5g/5mL	250ng FAS V7533		OK
19	Check DUP		UX86689				OK
20	MBLK		UX86690				OK
21	MBLK		UX86691				OK
22	K9C7R/AC	8260 36	UX86692			4/10	R 310174
23	K9C7W/AN		UX86693				
24	K9C71/AN		UX86694				
25	K9C72/AN		UX86695			Broken Vial/Arcon fault	R
26	K9C73/A1		UX86696				
27	K9C76/A1		UX86697				
28	K9C77/A1		UX86698				
29	K9C771	MS	UX86699				
30	K9C771	MSD	UX86700				
31	QCMRL		UX86701	25ng	V7525 V7532 V7521		
32	QCMDL		UX86702	2.5ng			

Analyst: TOL
Level 2 review: VC Date: 4-9

PDF Made: _____

North Canton

UX8 Army
Batch # 9098535
MSA 9099197

TestAmerica-North Canton
GC/MS VOA Run Log

4/10

Date: 4-8-09

Method: 8260B 624

Column	BFB	Analysis	Purge & Trap
Type: DB624	100 C for 0.1 min	40 C for 2 min	Trap: #10
Length 20 M	to 172 C @ 20 C/min	to 200 C @ 15 C/min	Purge: 11
I.D. 0.18 mm	Hold -- min	to -- C @ -- C/min	Desorb: 1 min @190 C
Flow Rate 0.4ml/min	IS # V7522 SS # V7417	Hold 3 min	Bake: 6 min @ 220 C
		LLS	Heated purge: Yes No

Auto num	Sample ID Workorder#	Method	File Name	Amt purged	Std number / Sample prep	Comments	Sample status
—	BFB		BFB8809	50ng	V7449	Dir. Inj	—
—	BFB		BFB8810	↓	↓	↓ 17:38	OK
1	Blank		UX86696	5mL			—
2	8260 STD		UX86697	250ng	V7525 V7532 V7521	M90407	OK
3	App IX STD		UX86698	↓	V7526 V7516	M90407-A9	OK
4	QCMRL		UX86699	25ng	V7525 V7532 V7521		OK
5	Check		UX86700	5g/5mL	250ng FAS V7533	out of control!	~~OK~~ R TJL 4/9/09
6	Check ~~Dup~~ TJL 4/9/09		UX86701		↓	K9THL1A~~D~~C TJL 4/9/09	OK
7	MBLK		UX86702	↓		IS↓↓↓ poor purge!	R
8	Check Dup		UX86703	5g/5mL	250ng FAS V7533	out of control!	R
9	MBLK		UX86704			K9THL1AA	OK
10	Check Dup		UX86705		250ng FAS V7533	K9THL1A~~C~~D TJL 4/9/09	OK
11	K9C7R1AC	8260 36	UX86706			4/10	OK 310174
12	K9C7W1AN		UX86707				OK
13	K9C711AN		UX86708				OK
14	K9C721AN		UX86709			IS↓ Not Needed: M	—
15	K9C731A1		UX86710			IS↓ (X2)	OK
16	K9C761A1		UX86711				OK
17	K9C771A1		UX86712				OK
18	K9C7R1FG	MS	UX86713		250ng FAS V7533	✓	OK
19	K9C7R1FH	MSD	UX86714		↓	✓	OK
20	K9C721AN	Dup	UX86715				OK
21	K9C731A1	Dup	UX86716			IS↓ (X2)	
22	K9C761A1	Dup	UX86717			Not Needed:	—
23	K9C771A1	Dup	UX86718	↓		IS↓ Not Needed:	—
24	QCMRL		UX86719	25ng	V7525 V7532 V7521		OK
25	QCMDL		UX86720	2.5ng	↓		OK
26	K9F8A1AC	8260 Short 1 1/2	UX86721	100ul/5mL	(9093487)	5.00g R 5g 4/16	020126
27	K9F8F1AC		UX86722			5.04g R 0.5g	
28	K9F8G1AC		UX86723			5.08g	OK
29	K9F8H1AC		UX86724	↓		5.04g D	OK
30	K9F8J1AC		UX86725	30ul/5mL		5.08g	OK
31	K9F8W1AC		UX86726	100ul/5mL	↓	5.07g R 0.5g	
			TJL 4/9/09				

Analyst: TJL
Level 2 review: [illegible] Date: 4-8-9

PDF Made:

North Canton

717

UX10
Batch # 90924/1Y

TestAmerica-North Canton
GC/MS VOA Run Log

ARM4

Date: 4-2-09

Method: 8260B 624

Column
Type: DB624
Length 20 M
I.D. 0.18 mm
Flow Rate 0.4ml/min

BFB
100 C for 0.1 min
to 200 C @ 20 C/min
Hold -- min
IS # V7503 SS # V7505

Analysis
45 C for 2 min
to 200 C @ 15 C/min
to -- C @ -- C/min
Hold 3 min

4/7

Purge & Trap
Trap: #10
Purge: 11
Desorb: 1 min @240 C
Bake: 5 min @ 250 C
Heated purge: Yes No

Auto num	Sample ID Workorder#	Method	File Name	Amt purged	Std number / Sample prep	Comments	Sample status
	BFB		BFB3217	50ng	V7449	1007	ok
	8260 STD		UXX0530	200ng	V7512, 13, 14, 15		ok
			31	100ng			ok
			32	50ng		V90402	ok
			33	25ng			ok
			34	10ng			ok
			35	5ng			ok
	ICV		36	50ng	V7511		ok
	QCMRL		37	5ng	V7512, 13, 14		ok
	MB, DE STD		38	50ng	V7499, V8516	V80731	ok
	LCS	K9HM3	39	50ng			ok
	BLANK		40	5mL			ok
	K82MV1AA		41	5mL			ok
	K82NK1AA		42				ok
	K82NP1AA		43				ok
	K82MV1A1	MS	44	5mL	+50ng		ok
	K82MV1A2	MSD	45				ok
	K821E1AF		46	5mL			ok
	K821G1AF		47	5mL			ok
	K821K1AF		48				ok
	K821P1AF		49				ok
	K821R1AF		50				ok
	K884Z1AA		51				ok
	K88946 1AC		52				ok
	K88947 1AC		53				ok
K89AF	K88948 1AA	K88SM	54				ok
	K88SD1AA		55				ok
	K88S61AF		56				ok
	K88SH1AF		57				ok
	K88SJ1AF		58				ok
	K88SK1AF		59				ok
	QCMRL		60	5ng	V7512, 13, 14		ok
	MDL CHK		UXX0561	2.5ng			ok

Analyst: TCR
Level 2 review: [illegible] Date: 4-7

PDF Made:

9096183

UX10
Batch # 9093216 – ARMY

TestAmerica-North Canton
GC/MS VOA Run Log

Date: 4-3-09

Method: (8260B) 624

Column
Type: DB624
Length 20 M
I.D. 0.18 mm
Flow Rate 0.4ml/min

BFB
100 C for 0.1 min
to 200 C @ 20 C/min
Hold -- min
IS # V7503 SS # V7505

Analysis
45 C for 2 min
to 200 C @ 15 C/min
to -- C @ -- C/min
Hold 3 min

4/7

Purge & Trap
Trap: #10
Purge: 11
Desorb: 1 min @240 C
Bake: 5 min @ 250 C
Heated purge: Yes No

Auto num	Sample ID Workorder#	Method	File Name	Amt purged	Std number / Sample prep	Comments	Sample status
	BFB		BFB3218	50ng	V7499	0935	ok
	8260 STD		UXX0562	50ng	V7512, 13, 1X	V90402	ok
	APP. IX STD		63	50ng	V7499, V7516	V80731	ok
	QCMRL		64	5ng	V7512, 13, 1X	R-	–
K9ME9	LCS	K9JQR	65	50ng	V7511		ok
	QCMRL		66	5ng	V7512, 13, 1X		ok
K9ME9	LCSD	K9JQR	67	50ng	V7511		ok
⊥	BLANK	⊥	68	5mL			ok
	K84NO1C7		69	5mL			ok
	K886F1AK	ARMY	70	5mL			ok
	K886W1AK		71				ok
	K886R1AK		72				ok
	K886V1AK		73				ok
	K8860 1AK		74				ok
	K886Z1AK		75				ok
	K886Y1AK		76				ok
	K9C691AA		77				ok
	K9C7F1AA		78				ok
	K9C7J1AA		79	5mL			ok
	K9C7L1AA	⊥	80	5mL			ok
	K886F1DP	MS	81	5mL	+50ng		ok
	K886F1DQ	MSD	82	⊥	⊥		ok
	QCMRL		83	5ng			ok
	MOLCHK		84	2.5mL			ok
	K84NO1C8	MS	85	5mL	+50ng		ok
	K84NO1C9	MSD	86	⊥	⊥		ok
	K84MA1AA		87	5mL			ok
	K84MN1A1		88				ok
	K84M71AX		89				ok
	K84N91AX		90				ok
	K84W1AX		91				ok
	K84N61AX		92				ok
	K86W91AA		UXX0593	⊥			ok

1825877

Analyst: RO
Level 2 review: TB Date: 4/7/09
PDF Made: ✓

69

North Canton

K86KL1AL UXX0594 5mL R – OUT OF TUNE, R –

719

UX12
Batch # _____

TestAmerica-North Canton
GC/MS VOA Run Log

DUE 11-28

Date: 12-1-8

Method: 8260B 624

Column	BFB	Analysis	Purge & Trap
Type: DB-624	100 C for 0.1 min	45 C for 2 min	Trap: 10
Length 20 M	to 200 C @ 20 C/min	to 200 C @ 15 C/min	Purge: 11
I.D. 0.18 mm	Hold -- min	to -- C @ -- C/min	Desorb: 1 min @190 C
Flow Rate 0.4ml/min	IS # V7207 SS # V7161	Hold 3 min	Bake: 6 min @ 210 C
			Heated purge: Yes No

Auto num	Sample ID Workorder#	Method	File Name	Amt purged	Std number / Sample prep	Comments	Sample status
	BFB		BFB853	50ng	V7211		NR
	8260 STD		UX123492	100ng		DCE9-RR	RR
	A9 STD		93	100ng	V7180,7208		NR
	8260 STD		94	100ng	V7192,96,7200	DCE9-RR-ICAL	RR
	BFB		BFB854	50ng	V6943	DIR 16:59	OK
	8260 STD		UX123495	500ng	V7192,7210,12	T81201	OK
			96	250ng			OK
			97	100ng			OK
			98	25ng			OK
			99	5ng			OK
			UX123500	2.5ng			OK
	ICV		01	100ng	V7191		OK
	BLANK		02	5mL			OK
	K22Q2ZAE	11-17 73	03	20µL/5mL	5.03	8326292	OK
	K22RF2AE		04		5.10	NO HITS	NR
	K22RH2AE		05		5.03	SSV?-RR	
	K22RL2AE		06		5.07		OK
	K22RN2AE		07	4µL/5mL	5.04		OK
	K3KM52AC	11-24 73	08	20µL/5mL	4.70	8331160	OK
	K3KM92AC		09	20µL/5mL	5.78		OK
	MLP LCS-2	11-25 4B	10	20µL/5mL	5	K3XRW 8337488	OK
	MLP LCD-2		11				OK
	MLP BLK-2		12				OK
	K3M111AE		13		5.18	DIL TIC	OK
	K3M2M1AC		14		5.89	K250292	OK
	K3M221AD		15	5µL/5mL	5.66		OK
	K3M251AC		16	20µL/5mL	6.04		OK
	K3M3A1AD		17	20µL/5mL	1.78		OK
	K3M3D1AD		18	5µL/5mL	6.16	RR 20µL	
	K3M3G1AD		19	10µL/5mL	5.80	12-2-8 ~~DIL TIC~~	OK
	K3M3K1AD		20	20µL/5mL	6.00		OK
	K3M3L1AD		21		6.49	DIL TIC	OK
	K3M3M1AD		22		3.26	OUT-OF-TUNE	

Analyst: [signature]
Level 2 review: [initials] Date: 12/3/08

Made pdf ✓

G19117

UX12
Batch # _____

TestAmerica-North Canton
GC/MS VOA Run Log

DUE 4-10

Date: 4-9-9

Method: 8260B 624

Column	BFB	Analysis	Purge & Trap
Type: DB-624	100 C for 0.1 min	45 C for 2 min	Trap: 10
Length 20 M	to 200 C @ 20 C/min	to 200 C @ 15 C/min	Purge: 11
I.D. 0.18 mm	Hold -- min	to -- C @ -- C/min	Desorb: 1 min @190 C
Flow Rate 0.4ml/min	IS # V7518 SS # V7539	Hold 3 min	Bake: 6 min @ 210 C
			Heated purge: Yes No

Auto num	Sample ID Workorder#	Method	File Name	Amt purged	Std number / Sample prep	Comments	Sample status
	BFB		BFB934	50ng	V7524	16:21	ok
	8260 STD		UX125146	100ng	V7521,25,22	T81201	ok
	ZHF LCS		47	100ng	V7533	K9V7M 9099403	ok
	ZHF BLK		48	0.1ml/5ml		K9EVD	ok
	K8RWT1AA		49				ok
	K8RWT1CG	-5	50		+100ng		ok
	K8RWT1CH	-5D	51				ok
	K9C1D1AK		52				ok
	K9C69 1CD		53				ok
	K9C7F1CD		54				ok
	K9C7J1CD		55				ok
	K9C7R1CD		56				ok
	K9C7W1CD		57				ok
	K9C71 1CD		58				ok
	K9C72 1CD		59				ok
	K9C73 1CD		60				ok
	K9C76 1CD		61				ok
	K9C77 1CD		62				ok
	K9C4R1AM	4-7 B3	63	2.5µl/5ml	1ml/5ml	B3 ONLY 9098385	ok DIL TIC
	K9C4V1AQ		64	~~2.5µl/5ml~~	4-9-9 12.5µl/5ml	FOAMER!	ok
	K9C4W1AQ		65	5µl/5ml		DIL TIC	ok
4-9-9	K9K7M2A4	4-7 B3	66	10µl x 1000/5ml	1.40	E 9099380	ok
			67				
			68				
			69				
			70				
			71			4-10-9	
			72				
			73				
			74				
			75				
			76				

631882

Analyst: [signature]
Level 2 review: B Date: 4/10/09

Made pdf ✓

Lot: A9C310174

A9C310174

Sample	Work Order	SAC	Client Sample ID	pH	Free Chlorine
2	K9C69-1AA	XX I 25 QK 36	SCFww-001-0004-WW	<2	N
2	K9C69-1CD	XX I 58 QK 01	SCFww-001-0004-WW	<2	N
3	K9C7F-1AA	XX I 25 QK 36	SCFww-002-0005-WW	<2	N
3	K9C7F-1CD	XX I 58 QK 01	SCFww-002-0005-WW	<2	N
4	K9C7J-1AA	XX I 25 QK 36	SCFww-003-0006-WW	<2	N
4	K9C7J-1CD	XX I 58 QK 01	SCFww-003-0006-WW	<2	N
5	K9C7L-1AA	XX I 25 QK 36	SCFqc-002-0007-TB	<2	N

Lot/SDG Number: **A9C310174**

Sample Control Chain of Custody - TAL North Canton
GC/MS Volatiles

Lot Number	Sample	Work Order	Analysis Type	Analysis Date	Analyst
A9C310174	2	K9C691AA	Volatile Organics, GC/MS (8260B)	04/03/09	Richard Quayle
A9C310174	2	K9C691CD	Volatile Organics, GC/MS (8260B)	04/09/09	Tim Lavey
A9C310174	3	K9C7F1AA	Volatile Organics, GC/MS (8260B)	04/03/09	Richard Quayle
A9C310174	3	K9C7F1CD	Volatile Organics, GC/MS (8260B)	04/09/09	Tim Lavey
A9C310174	4	K9C7J1AA	Volatile Organics, GC/MS (8260B)	04/03/09	Richard Quayle
A9C310174	4	K9C7J1CD	Volatile Organics, GC/MS (8260B)	04/09/09	Tim Lavey
A9C310174	5	K9C7L1AA	Volatile Organics, GC/MS (8260B)	04/03/09	Richard Quayle
A9C310174	6	K9C7R1AC	Volatile Organics, GC/MS (8260B)	04/08/09	Todd Lata
A9C310174	6	K9C7R1CD	Volatile Organics, GC/MS (8260B)	04/09/09	Tim Lavey
A9C310174	7	K9C7W1AN	Volatile Organics, GC/MS (8260B)	04/08/09	Todd Lata
A9C310174	7	K9C7W1CD	Volatile Organics, GC/MS (8260B)	04/09/09	Tim Lavey
A9C310174	8	K9C711AN	Volatile Organics, GC/MS (8260B)	04/08/09	Todd Lata
A9C310174	8	K9C711CD	Volatile Organics, GC/MS (8260B)	04/09/09	Tim Lavey
A9C310174	9	K9C721AN	Volatile Organics, GC/MS (8260B)	04/09/09	Todd Lata
A9C310174	9	K9C721CD	Volatile Organics, GC/MS (8260B)	04/09/09	Tim Lavey
A9C310174	10	K9C731A1	Volatile Organics, GC/MS (8260B)	04/09/09	Todd Lata
A9C310174	10	K9C731CD	Volatile Organics, GC/MS (8260B)	04/09/09	Tim Lavey
A9C310174	11	K9C761A1	Volatile Organics, GC/MS (8260B)	04/09/09	Todd Lata
A9C310174	11	K9C761CD	Volatile Organics, GC/MS (8260B)	04/09/09	Tim Lavey
A9C310174	12	K9C771A1	Volatile Organics, GC/MS (8260B)	04/09/09	Todd Lata
A9C310174	12	K9C771CD	Volatile Organics, GC/MS (8260B)	04/09/09	Tim Lavey

TestAmerica
THE LEADER IN ENVIRONMENTAL TESTING

GCMS SEMIVOLATILE DATA

TestAmerica
THE LEADER IN ENVIRONMENTAL TESTING

QC SUMMARY DATA

SW846 8270C SURROGATE RECOVERY

Lab Name: TestAmerica Laboratories, Inc. Client: Science Applications International Cor

Lab Code: TALCAN SDG No:

Lot #: A9C310174

Extraction: XXA11QL36

	CLIENT ID.	SRG01	SRG02	SRG03	SRG04	SRG05	SRG06	TOT OUT
01	SCFmw-001-0008-WS	79	77	101	86	92	66	00
02	SCFmw-002-0009-WS	69	67	91	77	81	53	00
03	SCFmw-003-0010-WS	79	77	97	86	91	51	00
04	SCFmw-004-0011-WS	80	74	98	87	90	55	00
05	SCFmw-004-0012-WS	68	66	97	76	76	53	00
06	SCFmw-005-0013-WS	82	75	101	85	91	52	00
07	SCFmw-006-0014-WS	72	72	97	90	90	71	00
08	METHOD BLK. K9EL91AA	79	76	102	84	87	65	00
09	LCS K9EL91AC	85	81	103	93	99	91	00
10	SCFmw-003-0010-WS D	75	71	96	82	82	64	00
11	SCFmw-003-0010-WS S	71	67	94	82	78	63	00

SURROGATES		QC LIMITS
SRG01	= Nitrobenzene-d5	(50-150)
SRG02	= 2-Fluorobiphenyl	(50-150)
SRG03	= Terphenyl-d14	(50-150)
SRG04	= Phenol-d5	(50-150)
SRG05	= 2-Fluorophenol	(50-150)
SRG06	= 2,4,6-Tribromophenol	(50-150)

\# Column to be used to flag recovery values
* Values outside of required QC Limits
D System monitoring Compound diluted out

FORM II

SW846 8270C SURROGATE RECOVERY

Lab Name: TestAmerica Laboratories, Inc. Client: Science Applications International Cor

Lab Code: TALCAN SDG No:

Lot #: A9C310174

Extraction: XXA59QL01

	CLIENT ID.	SRG01	SRG02	SRG03	SRG04	SRG05	SRG06	TOT OUT
01	SCFmw-001-0008-WS	72	68	96	63	36	34	00
02	SCFmw-002-0009-WS	55	53	96	47	23	12 *	01
03	SCFmw-003-0010-WS	71	67	89	56	25	24	00
04	SCFmw-004-0011-WS	74	70	98	59	33	30	00
05	SCFmw-004-0012-WS	68	61	96	62	38	60	00
06	SCFmw-005-0013-WS	58	55	89	57	41	53	00
07	SCFmw-006-0014-WS	61	58	88	52	32	51	00
08	METHOD BLK. K9FVN1AA	78	75	96	70	52	86	00
09	LCS K9FVN1AC	67	66	88	64	40	82	00

SURROGATES		QC LIMITS
SRG01	= Nitrobenzene-d5	(29-111)
SRG02	= 2-Fluorobiphenyl	(22-110)
SRG03	= Terphenyl-d14	(40-119)
SRG04	= Phenol-d5	(10-110)
SRG05	= 2-Fluorophenol	(10-110)
SRG06	= 2,4,6-Tribromophenol	(17-117)

\# Column to be used to flag recovery values
* Values outside of required QC Limits
D System monitoring Compound diluted out

FORM II

SW846 8270C SURROGATE RECOVERY

Lab Name: TestAmerica Laboratories, Inc. Client: Science Applications International Cor

Lab Code: TALCAN SDG No:

Lot #: A9C310174

Extraction: XXI51QL36

	CLIENT ID.	SRG01	SRG02	SRG03	SRG04	SRG05	SRG06	TOT OUT
01	SCFww-001-0004-WW	85	77	108	96	89	98	00
02	SCFww-002-0005-WW	83	77	98	86	80	96	00
03	SCFww-003-0006-WW	90	86	115	97	97	104	00
04	METHOD BLK. K9D3E1AA	91	88	112	95	94	97	00
05	LCS K9D3E1AC	89	85	100	94	97	98	00
06	LCSD K9D3E1AD	93	86	104	97	96	102	00

SURROGATES		QC LIMITS
SRG01	= Nitrobenzene-d5	(50-150)
SRG02	= 2-Fluorobiphenyl	(50-150)
SRG03	= Terphenyl-d14	(50-150)
SRG04	= Phenol-d5	(50-150)
SRG05	= 2-Fluorophenol	(50-150)
SRG06	= 2,4,6-Tribromophenol	(50-150)

\# Column to be used to flag recovery values
* Values outside of required QC Limits
D System monitoring Compound diluted out

FORM II

SW846 8270C SURROGATE RECOVERY

Lab Name: TestAmerica Laboratories, Inc. Client: Science Applications International Cor

Lab Code: TALCAN SDG No:

Lot #: A9C310174

Extraction: XXI59QL01

	CLIENT ID.	SRG01	SRG02	SRG03	SRG04	SRG05	SRG06	TOT OUT
01	SCFww-001-0004-WW	51	47	84	36	19	59	00
02	SCFww-002-0005-WW	65	58	90	41	22	63	00
03	SCFww-003-0006-WW	61	57	91	44	25	59	00
04	METHOD BLK. K9FVP1AA	78	75	96	70	52	86	00
05	LCS K9FVP1AC	67	66	88	64	40	82	00

SURROGATES		QC LIMITS
SRG01	= Nitrobenzene-d5	(27-110)
SRG02	= 2-Fluorobiphenyl	(20-110)
SRG03	= Terphenyl-d14	(44-110)
SRG04	= Phenol-d5	(10-110)
SRG05	= 2-Fluorophenol	(10-110)
SRG06	= 2,4,6-Tribromophenol	(28-110)

\# Column to be used to flag recovery values
* Values outside of required QC Limits
D System monitoring Compound diluted out

FORM II

SW846 8270C CHECK SAMPLE RECOVERY

Lab Name: TestAmerica Laboratories, Inc. Client: Science Applications International Corp

Lab Code: TALCAN SDG No:

Lot #: A9D010000 WO #: K9D3E1AC

BATCH: 9091046

COMPOUND	SPIKE ADDED (ug/L)	SAMPLE CONCENT. (ug/L)	% REC	QC LIMITS REC	QUAL
1,2,4-Trichlorobenzene	20	17	83	30- 120	
Acenaphthene	20	17	87	31- 120	
2,4-Dinitrotoluene	20	21	106	34- 151	
Pyrene	20	17	87	35- 139	
N-Nitrosodi-n-propylamine	20	20	98	30- 132	
1,4-Dichlorobenzene	20	19	95	30- 115	
Pentachlorophenol	20	17	85	30- 150	
Phenol	20	18	90	30- 115	
2-Chlorophenol	20	18	91	30- 120	
4-Chloro-3-methylphenol	20	18	91	31- 121	
4-Nitrophenol	20	18	92	30- 138	
1,2-Dichlorobenzene	20	18	89	30- 120	
1,3-Dichlorobenzene	20	17	86	30- 120	
2,4,5-Trichlorophenol	20	19	94	36- 135	
4-Nitroaniline	20	20	100	30- 140	
Acenaphthylene	20	18	92	37- 115	
Anthracene	20	18	92	45- 118	
Benzo(a)anthracene	20	17	87	43- 138	
Benzo(a)pyrene	20	17	84	38- 144	
Benzo(b)fluoranthene	20	19	95	31- 146	
Benzo(ghi)perylene	20	19	95	35- 129	
Benzo(k)fluoranthene	20	18	91	40- 127	
bis(2-Chloroethoxy)methan	20	18	91	30- 115	
bis(2-Chloroethyl) ether	20	18	91	30- 115	
bis(2-Chloroisopropyl) et	20	20	99	50- 150	
bis(2-Ethylhexyl) phthala	20	20	98	30- 154	
2,4,6-Trichlorophenol	20	18	88	39- 115	
2,4-Dichlorophenol	20	18	90	34- 115	
2,4-Dimethylphenol	20	15	75	31- 120	
2,4-Dinitrophenol	20	16	79	29- 146	
2,6-Dinitrotoluene	20	20	99	43- 122	

(Continued on next page)

SW846 8270C CHECK SAMPLE RECOVERY

Lab Name: TestAmerica Laboratories, Inc. Client: Science Applications International Corp

Lab Code: TALCAN SDG No:

Lot #: A9D010000 WO #: K9D3E1AC
BATCH: 9091046

COMPOUND	SPIKE ADDED (ug/L)	SAMPLE CONCENT. (ug/L)	% REC	QC LIMITS REC	QUAL
2-Chloronaphthalene	20	18	91	35- 115	
2-Methylnaphthalene	20	20	102	32- 115	
2-Methylphenol	20	18	88	30- 116	
2-Nitroaniline	20	20	99	36- 140	
2-Nitrophenol	20	18	92	33- 115	
3,3'-Dichlorobenzidine	20	11	57	30- 160	
3-Nitroaniline	20	20	99	30- 138	
4,6-Dinitro-2-methylpheno	20	17	85	42- 144	
4-Bromophenyl phenyl ethe	20	19	94	43- 118	
4-Chloroaniline	20	16	80	30- 133	
4-Chlorophenyl phenyl eth	20	18	92	40- 115	
Butyl benzyl phthalate	20	19	95	37- 136	
Carbazole	20	19	93	49- 126	
Chrysene	20	19	93	42- 142	
Dibenzo(a,h)anthracene	20	19	96	38- 130	
Dibenzofuran	20	18	90	40- 115	
Diethyl phthalate	20	19	95	43- 132	
Dimethyl phthalate	20	19	96	42- 116	
Di-n-octyl phthalate	20	18	91	36- 151	
Fluoranthene	20	19	94	47- 132	
Fluorene	20	18	91	41- 115	
Hexachlorobenzene	20	18	89	42- 123	
Hexachlorobutadiene	20	14	72	30- 120	
Hexachloroethane	20	16	80	30- 120	
Isophorone	20	19	94	33- 115	
Naphthalene	20	18	88	30- 119	
Nitrobenzene	20	19	93	31- 115	
N-Nitrosodiphenylamine	20	18	90	35- 124	
Phenanthrene	20	18	89	45- 117	
Indeno(1,2,3-cd)pyrene	20	19	96	37- 130	
Di-n-butyl phthalate	20	19	94	46- 123	

(Continued on next page)

SW846 8270C CHECK SAMPLE RECOVERY

Lab Name: TestAmerica Laboratories, Inc. Client: Science Applications International Corp

Lab Code: TALCAN SDG No:

Lot #: A9D010000 WO #: K9D3E1AC
BATCH: 9091046

COMPOUND	SPIKE ADDED (ug/L)	SAMPLE CONCENT. (ug/L)	% REC	QC LIMITS REC	QUAL
Hexachlorocyclopentadiene	20	13	67	30- 115	
Benzoic acid	20	16	82	30- 136	
Benzyl alcohol	20	18	90	29- 115	

NOTES(S):

* Values outside of QC limits

Spike Recovery: 0 out of 65 outside limits

COMMENTS:

FORM III

SW846 8270C CHECK SAMPLE DUPLICATE RECOVERY

Lab Name: TestAmerica Laboratories, Inc. Client: Science Applications International Corp

Lab Code: TALCAN SDG No:

Lot #: A9D010000 WO #: K9D3E1AD

BATCH: 9091046

COMPOUND	SPIKE ADDED (ug/L)	SAMPLE CONCENT. (ug/L)	% REC	QC LIMITS REC	QUAL
1,2,4-Trichlorobenzene	20	17	86	30- 120	
Acenaphthene	20	18	92	31- 120	
2,4-Dinitrotoluene	20	22	108	34- 151	
Pyrene	20	19	93	35- 139	
N-Nitrosodi-n-propylamine	20	20	102	30- 132	
1,4-Dichlorobenzene	20	19	97	30- 115	
Pentachlorophenol	20	17	87	30- 150	
Phenol	20	19	94	30- 115	
2-Chlorophenol	20	19	97	30- 120	
4-Chloro-3-methylphenol	20	19	97	31- 121	
4-Nitrophenol	20	20	98	30- 138	
1,2-Dichlorobenzene	20	19	93	30- 120	
1,3-Dichlorobenzene	20	17	87	30- 120	
2,4,5-Trichlorophenol	20	18	90	36- 135	
4-Nitroaniline	20	21	103	30- 140	
Acenaphthylene	20	19	95	37- 115	
Anthracene	20	19	95	45- 118	
Benzo(a)anthracene	20	18	91	43- 138	
Benzo(a)pyrene	20	18	88	38- 144	
Benzo(b)fluoranthene	20	20	98	31- 146	
Benzo(ghi)perylene	20	20	98	35- 129	
Benzo(k)fluoranthene	20	19	93	40- 127	
bis(2-Chloroethoxy)methan	20	19	97	30- 115	
bis(2-Chloroethyl) ether	20	19	95	30- 115	
bis(2-Chloroisopropyl) et	20	21	106	50- 150	
bis(2-Ethylhexyl) phthala	20	20	102	30- 154	
2,4,6-Trichlorophenol	20	19	94	39- 115	
2,4-Dichlorophenol	20	19	95	34- 115	
2,4-Dimethylphenol	20	16	78	31- 120	
2,4-Dinitrophenol	20	16	81	29- 146	
2,6-Dinitrotoluene	20	21	103	43- 122	

(Continued on next page)

SW846 8270C CHECK SAMPLE DUPLICATE RECOVERY

Lab Name: TestAmerica Laboratories, Inc. Client: Science Applications International Corp

Lab Code: TALCAN SDG No:

Lot #: A9D010000 WO #: K9D3E1AD
BATCH: 9091046

COMPOUND	SPIKE ADDED (ug/L)	SAMPLE CONCENT. (ug/L)	% REC	QC LIMITS REC	QUAL
2-Chloronaphthalene	20	19	94	35- 115	
2-Methylnaphthalene	20	22	108	32- 115	
2-Methylphenol	20	19	93	30- 116	
2-Nitroaniline	20	20	102	36- 140	
2-Nitrophenol	20	19	96	33- 115	
3,3'-Dichlorobenzidine	20	12	62	30- 160	
3-Nitroaniline	20	20	101	30- 138	
4,6-Dinitro-2-methylpheno	20	18	91	42- 144	
4-Bromophenyl phenyl ethe	20	19	97	43- 118	
4-Chloroaniline	20	17	83	30- 133	
4-Chlorophenyl phenyl eth	20	19	97	40- 115	
Butyl benzyl phthalate	20	20	102	37- 136	
Carbazole	20	19	97	49- 126	
Chrysene	20	19	95	42- 142	
Dibenzo(a,h)anthracene	20	20	99	38- 130	
Dibenzofuran	20	19	93	40- 115	
Diethyl phthalate	20	20	99	43- 132	
Dimethyl phthalate	20	20	99	42- 116	
Di-n-octyl phthalate	20	19	95	36- 151	
Fluoranthene	20	19	97	47- 132	
Fluorene	20	19	94	41- 115	
Hexachlorobenzene	20	18	89	42- 123	
Hexachlorobutadiene	20	14	70	30- 120	
Hexachloroethane	20	16	80	30- 120	
Isophorone	20	20	98	33- 115	
Naphthalene	20	18	91	30- 119	
Nitrobenzene	20	19	96	31- 115	
N-Nitrosodiphenylamine	20	19	93	35- 124	
Phenanthrene	20	18	91	45- 117	
Indeno(1,2,3-cd)pyrene	20	20	100	37- 130	
Di-n-butyl phthalate	20	20	101	46- 123	

(Continued on next page)

SW846 8270C CHECK SAMPLE DUPLICATE RECOVERY

Lab Name: TestAmerica Laboratories, Inc. Client: Science Applications International Corp

Lab Code: TALCAN SDG No:

Lot #: A9D010000 WO #: K9D3E1AD
BATCH: 9091046

COMPOUND	SPIKE ADDED (ug/L)	SAMPLE CONCENT. (ug/L)	% REC	QC LIMITS REC	QUAL
Hexachlorocyclopentadiene	20	13	67	30- 115	
Benzoic acid	20		46	30- 136	p
Benzyl alcohol	20	19	95	29- 115	

NOTES(S):

p Relative percent difference (RPD) is outside stated control limits.

* Values outside of QC limits

Spike Recovery: 0 out of 65 outside limits

COMMENTS:

FORM III

SW846 8270C CHECK SAMPLE RECOVERY

Lab Name: TestAmerica Laboratories, Inc. Client: Science Applications International Corp

Lab Code: TALCAN SDG No:

Lot #: A9D010000 WO #: K9EL91AC
BATCH: 9091239

COMPOUND	SPIKE ADDED (ug/kg)	SAMPLE CONCENT. (ug/kg)	% REC	QC LIMITS REC	QUAL
1,2,4-Trichlorobenzene	670	610	91	30 - 120	
Acenaphthene	670	600	89	30 - 135	
2,4-Dinitrotoluene	670	720	109	34 - 154	
Pyrene	670	660	98	32 - 147	
N-Nitrosodi-n-propylamine	670	670	101	35 - 147	
1,4-Dichlorobenzene	670	690	104	34 - 123	
Pentachlorophenol	670	560	84	30 - 160	
Phenol	670	640	95	30 - 120	
2-Chlorophenol	670	640	95	30 - 115	
4-Chloro-3-methylphenol	670	640	96	30 - 125	
4-Nitrophenol	670	660	100	36 - 147	
1,2-Dichlorobenzene	670	640	96	30 - 115	
1,3-Dichlorobenzene	670	630	94	30 - 115	
2,4,5-Trichlorophenol	670	630	94	34 - 128	
4-Nitroaniline	670	680	102	30 - 148	
Acenaphthylene	670	610	92	33 - 120	
Anthracene	670	670	100	35 - 122	
Benzo(a)anthracene	670	700	104	33 - 139	
Benzo(a)pyrene	670	630	95	30 - 144	
Benzo(b)fluoranthene	670	740	112	30 - 140	
Benzo(ghi)perylene	670	710	107	30 - 146	
Benzo(k)fluoranthene	670	630	94	30 - 150	
bis(2-Chloroethoxy)methan	670	640	96	30 - 126	
bis(2-Chloroethyl) ether	670	650	98	30 - 121	
bis(2-Chloroisopropyl) et	670	670	100	30 - 131	
bis(2-Ethylhexyl) phthala	670	710	107	34 - 149	
2,4,6-Trichlorophenol	670	600	91	35 - 120	
2,4-Dichlorophenol	670	610	92	32 - 121	
2,4-Dimethylphenol	670	390	59	33 - 119	
2,4-Dinitrophenol	670	470	71	34 - 160	
2,6-Dinitrotoluene	670	660	99	32 - 133	

(Continued on next page)

SW846 8270C CHECK SAMPLE RECOVERY

Lab Name: TestAmerica Laboratories, Inc. Client: Science Applications International Corp

Lab Code: TALCAN SDG No:

Lot #: A9D010000 WO #: K9EL91AC
BATCH: 9091239

COMPOUND	SPIKE ADDED (ug/kg)	SAMPLE CONCENT. (ug/kg)	% REC	QC LIMITS REC	QUAL
2-Chloronaphthalene	670	610	92	32 - 115	
2-Methylnaphthalene	670	720	108	30 - 120	
2-Methylphenol	670	590	88	30 - 123	
2-Nitroaniline	670	680	103	30 - 148	
2-Nitrophenol	670	640	96	30 - 126	
3,3'-Dichlorobenzidine	670	460	68	31 - 137	
3-Nitroaniline	670	610	92	30 - 135	
4,6-Dinitro-2-methylpheno	670	610	92	30 - 160	
4-Bromophenyl phenyl ethe	670	670	100	34 - 120	
4-Chloroaniline	670	430	64	32 - 121	
4-Chlorophenyl phenyl eth	670	630	95	33 - 118	
Butyl benzyl phthalate	670	710	106	30 - 153	
Carbazole	670	670	101	30 - 142	
Chrysene	670	640	96	33 - 142	
Dibenzo(a,h)anthracene	670	690	103	34 - 148	
Dibenzofuran	670	610	91	34 - 120	
Diethyl phthalate	670	660	99	32 - 126	
Dimethyl phthalate	670	640	97	36 - 124	
Di-n-octyl phthalate	670	670	100	50 - 160	
Fluoranthene	670	690	104	32 - 122	
Fluorene	670	620	94	32 - 127	
Hexachlorobenzene	670	620	93	32 - 127	
Hexachlorobutadiene	670	570	86	30 - 118	
Hexachloroethane	670	640	95	30 - 115	
Isophorone	670	630	95	34 - 115	
Naphthalene	670	610	91	30 - 115	
Nitrobenzene	670	620	94	30 - 115	
N-Nitrosodiphenylamine	670	650	98	50 - 134	
Phenanthrene	670	640	96	35 - 119	
Indeno(1,2,3-cd)pyrene	670	710	107	34 - 147	
Di-n-butyl phthalate	670	690	104	36 - 135	

(Continued on next page)

SW846 8270C CHECK SAMPLE RECOVERY

Lab Name: TestAmerica Laboratories, Inc. Client: Science Applications International Corp

Lab Code: TALCAN SDG No:

Lot #: A9D010000 WO #: K9EL91AC
BATCH: 9091239

COMPOUND	SPIKE ADDED (ug/kg)	SAMPLE CONCENT. (ug/kg)	% REC	QC LIMITS REC	QUAL
Hexachlorocyclopentadiene	670	500	75	30- 123	
Benzoic acid	670	320	48	30- 160	
Benzyl alcohol	670	580	87	30- 117	

NOTES(S):

* Values outside of QC limits

Spike Recovery: 0 out of 65 outside limits

COMMENTS:

FORM III

SW846 8270C CHECK SAMPLE RECOVERY

Lab Name: TestAmerica Laboratories, Inc. Client: Science Applications International Corp

Lab Code: TALCAN SDG No:

Lot #: A9D020000 WO #: K9FVN1AC
BATCH: 9092036

COMPOUND	SPIKE ADDED (mg/L)	SAMPLE CONCENT. (mg/L)	% REC	QC LIMITS REC	QUAL
o-Cresol	0.080	0.050	0*	24 - 110	
m-Cresol & p-Cresol	0.16	0.10	0*	27 - 110	
1,4-Dichlorobenzene	0.080	0.050	0*	16 - 110	
2,4-Dinitrotoluene	0.080	0.067	0*	45 - 126	
Hexachlorobenzene	0.080	0.058	0*	47 - 116	
Hexachlorobutadiene	0.080	0.034	0*	10 - 110	
Hexachloroethane	0.080	0.036	0*	10 - 110	
Nitrobenzene	0.080	0.054	0*	35 - 117	
Pentachlorophenol	0.080	0.049	0*	12 - 110	
Pyridine	0.080	0.054	0*	10 - 110	
2,4,5-Trichlorophenol	0.080	0.058	0*	35 - 111	
2,4,6-Trichlorophenol	0.080	0.054	0*	32 - 110	

NOTES(S):

* Values outside of QC limits

Spike Recovery: 12 out of 12 outside limits

COMMENTS:

FORM III

SW846 8270C CHECK SAMPLE RECOVERY

Lab Name: TestAmerica Laboratories, Inc. Client: Science Applications International Corp

Lab Code: TALCAN SDG No:

Lot #: A9D020000 WO #: K9FVP1AC
BATCH: 9092037

COMPOUND	SPIKE ADDED (mg/L)	SAMPLE CONCENT. (mg/L)	% REC	QC LIMITS REC	QUAL
o-Cresol	0.080	0.050	0*	23 - 110	
m-Cresol & p-Cresol	0.16	0.10	0*	28 - 110	
1,4-Dichlorobenzene	0.080	0.050	0*	13 - 110	
2,4-Dinitrotoluene	0.080	0.067	0*	45 - 119	
Hexachlorobenzene	0.080	0.058	0*	46 - 112	
Hexachlorobutadiene	0.080	0.034	0*	10 - 110	
Hexachloroethane	0.080	0.036	0*	10 - 110	
Nitrobenzene	0.080	0.054	0*	29 - 118	
Pentachlorophenol	0.080	0.049	0*	10 - 116	
Pyridine	0.080	0.054	0*	15 - 110	
2,4,5-Trichlorophenol	0.080	0.058	0*	36 - 110	
2,4,6-Trichlorophenol	0.080	0.054	0*	32 - 110	

NOTES(S):

* Values outside of QC limits

Spike Recovery: 12 out of 12 outside limits

COMMENTS:

SW846 8270C MATRIX SPIKE/MATRIX SPIKE DUPLICATE RECOVERY

Lab Name: TestAmerica Laboratories, Inc. Client: Science Applications International Corp

Lab Code: TALCAN SDG No:

Matrix Spike ID: SCFmw-003-0010-WS

Lot #: A9C310174 WO #: K9C711CW
BATCH: 9091239

COMPOUND	SPIKE ADDED (ug/kg)	SAMPLE CONCENT. (ug/kg)	MS CONCENT. (ug/kg)	MS % REC	LIMITS REC	QUAL
1,2-Dichlorobenzene	790	ND	640	81	45 - 135	
1,3-Dichlorobenzene	790	ND	610	77	45 - 135	
3,3'-Dichlorobenzidine	790	ND	390	50	45 - 135	
2,4-Dichlorophenol	790	ND	610	78	45 - 135	
Diethyl phthalate	790	ND	730	93	45 - 135	
2,4-Dimethylphenol	790	ND	570	73	45 - 135	
Dimethyl phthalate	790	ND	720	91	45 - 135	
4,6-Dinitro-2-methylpheno	790	ND	520	66	45 - 135	
2,4-Dinitrophenol	790	ND	220	27*	45 - 135	a
2,6-Dinitrotoluene	790	ND	730	93	45 - 135	
Di-n-octyl phthalate	790	ND	760	97	45 - 135	
Fluoranthene	790	10	760	96	45 - 135	
Fluorene	790	ND	670	85	45 - 135	
Hexachlorobenzene	790	ND	680	86	45 - 135	
Hexachlorobutadiene	790	ND	540	69	45 - 135	
Hexachlorocyclopentadiene	790	ND	220	28*	45 - 135	a
Hexachloroethane	790	ND	620	79	45 - 135	
Indeno(1,2,3-cd)pyrene	790	ND	780	100	45 - 135	
Isophorone	790	ND	630	80	45 - 135	
2-Methylnaphthalene	790	ND	710	90	45 - 135	
2-Methylphenol	790	ND	710	90	45 - 135	
Naphthalene	790	ND	620	79	45 - 135	
2-Nitroaniline	790	ND	770	98	45 - 135	
3-Nitroaniline	790	ND	690	87	45 - 135	
4-Nitroaniline	790	ND	740	94	45 - 135	
Nitrobenzene	790	ND	610	78	45 - 135	
2-Nitrophenol	790	ND	610	78	45 - 135	
N-Nitrosodiphenylamine	790	ND	720	91	45 - 135	

(Continued on next page)

SW846 8270C MATRIX SPIKE/MATRIX SPIKE DUPLICATE RECOVERY

Lab Name: TestAmerica Laboratories, Inc. Client: Science Applications International Corp

Lab Code: TALCAN SDG No:

Matrix Spike ID: SCFmw-003-0010-WS

Lot #: A9C310174 WO #: K9C711CW
BATCH: 9091239

COMPOUND	SPIKE ADDED (ug/kg)	SAMPLE CONCENT. (ug/kg)	MS CONCENT. (ug/kg)	MS % REC	LIMITS REC	QUAL
Phenanthrene	790	ND	710	90	45 - 135	
2,4,5-Trichlorophenol	790	ND	680	86	45 - 135	
2,4,6-Trichlorophenol	790	ND	500	63	45 - 135	
Benzoic acid	790	ND		33*	45 - 135	a
Benzyl alcohol	790	ND	520	66	45 - 135	
1,2,4-Trichlorobenzene	790	ND	590	75	45 - 135	
Acenaphthene	790	ND	630	80	45 - 135	
2,4-Dinitrotoluene	790	ND	810	103	45 - 135	
Pyrene	790	9.2	740	93	45 - 135	
N-Nitrosodi-n-propylamine	790	ND	690	88	45 - 135	
1,4-Dichlorobenzene	790	ND	700	89	45 - 135	
Pentachlorophenol	790	ND	340	43*	45 - 135	a
Phenol	790	ND	670	85	45 - 135	
2-Chlorophenol	790	ND	640	81	45 - 135	
4-Chloro-3-methylphenol	790	ND	660	84	45 - 135	
4-Nitrophenol	790	ND	590	74	45 - 135	
Acenaphthylene	790	ND	640	82	45 - 135	
Anthracene	790	ND	740	94	45 - 135	
Benzo(a)anthracene	790	ND	720	91	45 - 135	
Benzo(b)fluoranthene	790	ND	770	98	45 - 135	
Benzo(k)fluoranthene	790	ND	720	92	45 - 135	
Benzo(ghi)perylene	790	ND	780	100	45 - 135	
Benzo(a)pyrene	790	ND	700	89	45 - 135	
bis(2-Chloroethoxy)methan	790	ND	630	80	45 - 135	
bis(2-Chloroethyl) ether	790	ND	770	98	45 - 135	
bis(2-Chloroisopropyl) et	790	ND	720	92	45 - 135	
bis(2-Ethylhexyl) phthala	790	ND	910	115	45 - 135	
4-Bromophenyl phenyl ethe	790	ND	720	91	45 - 135	

(Continued on next page)

SW846 8270C MATRIX SPIKE/MATRIX SPIKE DUPLICATE RECOVERY

Lab Name: TestAmerica Laboratories, Inc. Client: Science Applications International Corp

Lab Code: TALCAN SDG No:

Matrix Spike ID: SCFmw-003-0010-WS

Lot #: A9C310174 WO #: K9C711CW
BATCH: 9091239

COMPOUND	SPIKE ADDED (ug/kg)	SAMPLE CONCENT. (ug/kg)	MS CONCENT. (ug/kg)	MS % REC	LIMITS REC	QUAL
Butyl benzyl phthalate	790	ND	810	103	45 - 135	
Carbazole	790	ND	750	95	45 - 135	
4-Chloroaniline	790	ND	510	65	45 - 135	
2-Chloronaphthalene	790	ND	630	81	45 - 135	
4-Chlorophenyl phenyl eth	790	ND	690	88	45 - 135	
Chrysene	790	ND	730	92	45 - 135	
Dibenzo(a,h)anthracene	790	ND	780	100	45 - 135	
Dibenzofuran	790	ND	650	83	45 - 135	
Di-n-butyl phthalate	790	ND	780	99	45 - 135	

NOTES(S):

Results and reporting limits have been adjusted for dry weight.

a Spiked analyte recovery is outside stated control limits.

Column to be used to flag recovery and RPD values with an asterisk
* Values outside of QC limits

RPD: 0 out of 0 outside limits
Spike Recovery: 4 out of 65 outside limits

COMMENTS:

FORM III

SW846 8270C MATRIX SPIKE/MATRIX SPIKE DUPLICATE RECOVERY

Lab Name: TestAmerica Laboratories, Inc. Client: Science Applications International Corp

Lab Code: TALCAN SDG No:

Matrix Spike ID: SCFmw-003-0010-WS

Lot #: A9C310174 WO #: K9C711CX
BATCH: 9091239

COMPOUND	SPIKE ADDED (ug/kg)	MSD CONCENT. (ug/kg)	MSD % REC	% RPD	QC LIMITS RPD	QC LIMITS REC	QUAL
1,2,4-Trichlorobenzene	790	630	80	7.1	50	45 - 135	
Acenaphthene	790	650	83	2.6	50	45 - 135	
2,4-Dinitrotoluene	790	800	101	1.4	50	45 - 135	
Pyrene	790	770	96	3.5	50	45 - 135	
N-Nitrosodi-n-propylamine	790	700	89	1.7	50	45 - 135	
1,4-Dichlorobenzene	790	680	87	2.3	50	45 - 135	
Pentachlorophenol	790	250	32*	30	50	45 - 135	a
Phenol	790	660	84	1.2	50	45 - 135	
2-Chlorophenol	790	670	85	4.2	50	45 - 135	
4-Chloro-3-methylphenol	790	690	88	4.3	50	45 - 135	
4-Nitrophenol	790	560	71	4.4	50	45 - 135	
Acenaphthylene	790	670	85	3.9	50	45 - 135	
Anthracene	790	730	93	1.6	50	45 - 135	
Benzo(a)anthracene	790	730	93	1.6	50	45 - 135	
Benzo(b)fluoranthene	790	730	92	6.5	50	45 - 135	
Benzo(k)fluoranthene	790	770	98	5.9	50	45 - 135	
Benzo(ghi)perylene	790	780	99	0.88	50	45 - 135	
Benzo(a)pyrene	790	710	90	1.3	50	45 - 135	
bis(2-Chloroethoxy)methan	790	670	85	6.1	50	45 - 135	
bis(2-Chloroethyl) ether	790	620	79	21	50	45 - 135	
bis(2-Chloroisopropyl) et	790	710	91	1.4	50	45 - 135	
bis(2-Ethylhexyl) phthala	790	830	105	9.2	50	45 - 135	
4-Bromophenyl phenyl ethe	790	720	91	0.010	50	45 - 135	
Butyl benzyl phthalate	790	790	101	2.0	50	45 - 135	
Carbazole	790	740	95	0.17	50	45 - 135	
4-Chloroaniline	790	510	64	0.68	50	45 - 135	
2-Chloronaphthalene	790	650	83	3.0	50	45 - 135	
4-Chlorophenyl phenyl eth	790	680	86	2.2	50	45 - 135	

(Continued on next page)

SW846 8270C MATRIX SPIKE/MATRIX SPIKE DUPLICATE RECOVERY

Lab Name: TestAmerica Laboratories, Inc. Client: Science Applications International Corp

Lab Code: TALCAN SDG No:

Matrix Spike ID: SCFmw-003-0010-WS

Lot #: A9C310174 WO #: K9C711CX
BATCH: 9091239

COMPOUND	SPIKE ADDED	MSD CONCENT.	MSD % REC	% RPD	QC LIMITS RPD	QC LIMITS REC	QUAL
Chrysene	790	740	94	1.8	50	45 - 135	
Dibenzo(a,h)anthracene	790	770	98	1.3	50	45 - 135	
Dibenzofuran	790	670	85	2.8	50	45 - 135	
Di-n-butyl phthalate	790	770	98	1.6	50	45 - 135	
1,2-Dichlorobenzene	790	640	82	0.76	50	45 - 135	
1,3-Dichlorobenzene	790	610	78	0.44	50	45 - 135	
3,3'-Dichlorobenzidine	790	290	37*	30	50	45 - 135	a
2,4-Dichlorophenol	790	630	81	2.9	50	45 - 135	
Diethyl phthalate	790	720	92	0.95	50	45 - 135	
2,4-Dimethylphenol	790	600	76	4.0	50	45 - 135	
Dimethyl phthalate	790	710	90	1.1	50	45 - 135	
4,6-Dinitro-2-methylpheno	790	590	75	12	50	45 - 135	
2,4-Dinitrophenol	790	300	39*	35	50	45 - 135	a
2,6-Dinitrotoluene	790	770	98	4.9	50	45 - 135	
Di-n-octyl phthalate	790	770	97	0.70	50	45 - 135	
Fluoranthene	790	780	98	2.3	50	45 - 135	
Fluorene	790	670	85	0.040	50	45 - 135	
Hexachlorobenzene	790	690	88	1.2	50	45 - 135	
Hexachlorobutadiene	790	580	74	7.4	50	45 - 135	
Hexachlorocyclopentadiene	790	290	36*	25	50	45 - 135	a
Hexachloroethane	790	620	79	0.82	50	45 - 135	
Indeno(1,2,3-cd)pyrene	790	780	100	0.0	50	45 - 135	
Isophorone	790	670	86	6.3	50	45 - 135	
2-Methylnaphthalene	790	750	95	5.8	50	45 - 135	
2-Methylphenol	790	740	94	4.7	50	45 - 135	
Naphthalene	790	630	80	1.0	50	45 - 135	
2-Nitroaniline	790	750	96	2.7	50	45 - 135	
3-Nitroaniline	790	680	86	0.95	50	45 - 135	

(Continued on next page)

SW846 8270C MATRIX SPIKE/MATRIX SPIKE DUPLICATE RECOVERY

Lab Name: TestAmerica Laboratories, Inc. Client: Science Applications International Corp

Lab Code: TALCAN SDG No:

Matrix Spike ID: SCFmw-003-0010-WS

Lot #: A9C310174 WO #: K9C711CX
BATCH: 9091239

COMPOUND	SPIKE ADDED	MSD CONCENT.	MSD % REC	% RPD	QC LIMITS RPD	QC LIMITS REC	QUAL
4-Nitroaniline	790	730	93	1.4	50	45- 135	
Nitrobenzene	790	650	83	5.8	50	45- 135	
2-Nitrophenol	790	660	84	7.1	50	45- 135	
N-Nitrosodiphenylamine	790	720	91	0.050	50	45- 135	
Phenanthrene	790	720	92	1.5	50	45- 135	
2,4,5-Trichlorophenol	790	660	84	2.3	50	45- 135	
2,4,6-Trichlorophenol	790	520	66	4.6	50	45- 135	
Benzoic acid	790	360	46	32	50	45- 135	
Benzyl alcohol	790	650	82	22	50	45- 135	

NOTES(S):

Results and reporting limits have been adjusted for dry weight.

a Spiked analyte recovery is outside stated control limits.

Column to be used to flag recovery and RPD values with an asterisk
* Values outside of QC limits

RPD: 0 out of 65 outside limits
Spike Recovery: 4 out of 65 outside limits

COMMENTS:

FORM III

SW846 8270C METHOD BLANK SUMMARY

BLANK WORKORDER NO.: K9D3E1AA

Lab Name: TestAmerica Laboratories, Inc.

Lab Code: TALCAN

SDG Number:

Lab File ID: K9D3E1AA.

Lot Number: A9C310174

Date Analyzed: 04/08/09

Time Analyzed: 09:58

Matrix: WATER

Date Extracted:04/01/09

GC Column: DB-5.625 ID: .32

Extraction Method: 3520C

Instrument ID: HP7

Level:(low/med) LOW

THIS METHOD BLANK APPLIES TO THE FOLLOWING SAMPLES, LCS, LCSD, MS , MSD:

	CLIENT ID.	SAMPLE WORK ORDER #	LAB FILE ID	DATE ANALYZED	TIME ANALYZED
01	SCFww-001-0004-WW	K9C691AC	K9C691AC.	04/08/09	14:29
02	SCFww-002-0005-WW	K9C7F1AC	K9C7F1AC.	04/08/09	14:48
03	SCFww-003-0006-WW	K9C7J1AC	K9C7J1AC.	04/08/09	15:07
04	CHECK SAMPLE	K9D3E1AC C	K9D3E1AC.	04/08/09	10:17
05	DUPLICATE CHECK	K9D3E1AD L	K9D3E1AD.	04/08/09	10:36
06					
07					
08					
09					
10					
11					
12					
13					
14					
15					
16					
17					
18					
19					
20					
21					
22					
23					
24					
25					
26					
27					
28					
29					
30					

COMMENTS:

FORM IV

SW846 8270C METHOD BLANK SUMMARY

BLANK WORKORDER NO.: K9EL91AA

Lab Name: TestAmerica Laboratories, Inc.

Lab Code: TALCAN

SDG Number:

Lab File ID: K9EL91AA.

Lot Number: A9C310174

Date Analyzed: 04/08/09

Time Analyzed: 10:56

Matrix: SOLID

Date Extracted: 04/01/09

GC Column: DB-5.625 ID: .32

Extraction Method: 3540C

Instrument ID: HP7

Level: (low/med) LOW

THIS METHOD BLANK APPLIES TO THE FOLLOWING SAMPLES, LCS, LCSD, MS , MSD:

	CLIENT ID.	SAMPLE WORK ORDER #	LAB FILE ID	DATE ANALYZED	TIME ANALYZED
01	SCFmw-001-0008-WS	K9C7R1AD	K9C7R1AD.	04/08/09	12:32
02	SCFmw-002-0009-WS	K9C7W1AP	K9C7W1AP.	04/08/09	11:34
03	SCFmw-003-0010-WS	K9C711AP	K9C711AP.	04/08/09	13:11
04	SCFmw-003-0010-WS	K9C711CW S	K9C711CW.	04/08/09	13:30
05	SCFmw-003-0010-WS	K9C711CX D	K9C711CX.	04/08/09	15:32
06	SCFmw-004-0011-WS	K9C721AP	K9C721AP.	04/08/09	12:52
07	SCFmw-004-0012-WS	K9C731A2	K9C731A2.	04/08/09	11:54
08	SCFmw-005-0013-WS	K9C761A2	K9C761A2.	04/08/09	14:09
09	SCFmw-006-0014-WS	K9C771A2	K9C771A2.	04/08/09	12:13
10	CHECK SAMPLE	K9EL91AC C	K9EL91AC.	04/08/09	11:15
11					
12					
13					
14					
15					
16					
17					
18					
19					
20					
21					
22					
23					
24					
25					
26					
27					
28					
29					
30					

COMMENTS:

FORM IV

SW846 8270C METHOD BLANK SUMMARY

BLANK WORKORDER NO.: K9FVN1AA

Lab Name: TestAmerica Laboratories, Inc.

Lab Code: TALCAN

SDG Number:

Lab File ID: K9FVN1AA.

Lot Number: A9C310174

Date Analyzed: 04/07/09

Time Analyzed: 13:54

Matrix: SOLID

Date Extracted: 04/02/09

GC Column: DB-5.625 ID: .32

Extraction Method: 1311/3520C

Instrument ID: HP7

Level: (low/med) LOW

THIS METHOD BLANK APPLIES TO THE FOLLOWING SAMPLES, LCS, LCSD, MS , MSD:

	CLIENT ID.	SAMPLE WORK ORDER #	LAB FILE ID	DATE ANALYZED	TIME ANALYZED
01	SCFmw-001-0008-WS	K9C7R1CE	K9C7R1CE.	04/07/09	15:30
02	SCFmw-002-0009-WS	K9C7W1CE	K9C7W1CE.	04/07/09	15:49
03	SCFmw-003-0010-WS	K9C711CE	K9C711CE.	04/07/09	16:08
04	SCFmw-004-0011-WS	K9C721CE	K9C721CE.	04/07/09	16:28
05	SCFmw-004-0012-WS	K9C731CE	K9C731CE.	04/07/09	16:47
06	SCFmw-005-0013-WS	K9C761CE	K9C761CE.	04/07/09	17:06
07	SCFmw-006-0014-WS	K9C771CE	K9C771CE.	04/07/09	17:26
08	CHECK SAMPLE	K9FVN1AC C	K9FVN1AC.	04/07/09	14:13
09					
10					
11					
12					
13					
14					
15					
16					
17					
18					
19					
20					
21					
22					
23					
24					
25					
26					
27					
28					
29					
30					

COMMENTS:

FORM IV

SW846 8270C METHOD BLANK SUMMARY

BLANK WORKORDER NO.: K9FVP1AA

Lab Name: TestAmerica Laboratories, Inc.

Lab Code: TALCAN

SDG Number:

Lab File ID: K9FVP1AA.

Lot Number: A9C310174

Date Analyzed: 04/07/09

Time Analyzed: 13:54

Matrix: WATER

Date Extracted:04/02/09

GC Column: DB-5.625 ID: .32

Extraction Method: 1311/3520C

Instrument ID: HP7

Level:(low/med) LOW

THIS METHOD BLANK APPLIES TO THE FOLLOWING SAMPLES, LCS, LCSD, MS , MSD:

	CLIENT ID.	SAMPLE WORK ORDER #	LAB FILE ID	DATE ANALYZED	TIME ANALYZED
01	SCFww-001-0004-WW	K9C691CE	K9C691CE.	04/07/09	18:24
02	SCFww-002-0005-WW	K9C7F1CE	K9C7F1CE.	04/07/09	17:45
03	SCFww-003-0006-WW	K9C7J1CE	K9C7J1CE.	04/07/09	18:05
04	CHECK SAMPLE	K9FVP1AC C	K9FVP1AC.	04/07/09	14:13
05					
06					
07					
08					
09					
10					
11					
12					
13					
14					
15					
16					
17					
18					
19					
20					
21					
22					
23					
24					
25					
26					
27					
28					
29					
30					

COMMENTS:

FORM IV

5B

SEMIVOLATILE ORGANIC INSTRUMENT PERFORMANCE CHECK
DECAFLUOROTRIPHENYLPHOSPHINE (DFTPP)

Lab Name: NORTH CANTON Contract:

Lab Code: TACAN Case No.: SAS No.: SDG No.: A9C310174

Lab File ID: 7DF0401 DFTPP Injection Date: 04/01/09

Instrument ID: A4HP7 DFTPP Injection Time: 1452

m/e	ION ABUNDANCE CRITERIA	% RELATIVE ABUNDANCE
51	30.0 - 80.0% of mass 198	44.1
68	Less than 2.0% of mass 69	0.0 (0.0)1
69	Mass 69 relative abundance	76.9
70	Less than 2.0% of mass 69	0.4 (0.6)1
127	25.0 - 75.0% of mass 198	58.8
197	Less than 1.0% of mass 198	0.0
198	Base Peak, 100% relative abundance	100.0
199	5.0 to 9.0% of mass 198	6.7
275	10.0 - 30.0% of mass 198	23.6
365	Greater than 0.75% of mass 198	2.23
441	Present, but less than mass 443	8.4
442	40.0 - 110.0% of mass 198	57.8
443	15.0 - 24.0% of mass 442	11.0 (19.0)2

1-Value is % mass 69 2-Value is % mass 442

THIS CHECK APPLIES TO THE FOLLOWING SAMPLES, MS, MSD, BLANKS, AND STANDARDS:

	EPA SAMPLE NO.	LAB SAMPLE ID	LAB FILE ID	DATE ANALYZED	TIME ANALYZED
01	SSTD005	L5	7SMM0401	04/01/09	1512
02	SSTD004	L4	7SM0401	04/01/09	1531
03	SSTD003	L3	7SML0401	04/01/09	1551
04	SSTD002	L2	7SL0401	04/01/09	1611
05	SSTD001	L1	7SLL0401	04/01/09	1631
06	SSTD009	L9	7HHH0401	04/01/09	1651
07	SSTD008	L8	7SHH0401	04/01/09	1711
08	SSTD007	L7	7SH0401	04/01/09	1731
09	SSTD006	L6	7SMH0401	04/01/09	1751
10					
11					
12					
13					
14					
15					
16					
17					
18					
19					
20					
21					
22					

5B

SEMIVOLATILE ORGANIC INSTRUMENT PERFORMANCE CHECK
DECAFLUOROTRIPHENYLPHOSPHINE (DFTPP)

Lab Name: NORTH CANTON Contract:

Lab Code: TACAN Case No.: SAS No.: SDG No.: A9C310174

Lab File ID: 7DF0407 DFTPP Injection Date: 04/07/09

Instrument ID: A4HP7 DFTPP Injection Time: 0859

m/e	ION ABUNDANCE CRITERIA	% RELATIVE ABUNDANCE
51	30.0 - 80.0% of mass 198	42.0
68	Less than 2.0% of mass 69	0.1 (0.1)1
69	Mass 69 relative abundance	73.2
70	Less than 2.0% of mass 69	0.5 (0.7)1
127	25.0 - 75.0% of mass 198	58.4
197	Less than 1.0% of mass 198	0.2
198	Base Peak, 100% relative abundance	100.0
199	5.0 to 9.0% of mass 198	6.4
275	10.0 - 30.0% of mass 198	23.7
365	Greater than 0.75% of mass 198	2.17
441	Present, but less than mass 443	8.8
442	40.0 - 110.0% of mass 198	60.6
443	15.0 - 24.0% of mass 442	11.3 (18.7)2

1-Value is % mass 69 2-Value is % mass 442

THIS CHECK APPLIES TO THE FOLLOWING SAMPLES, MS, MSD, BLANKS, AND STANDARDS:

	EPA SAMPLE NO.	LAB SAMPLE ID	LAB FILE ID	DATE ANALYZED	TIME ANALYZED
01	SSTD006	L6	7SMH0407	04/07/09	0918
02	K9FVNBLK	K9FVN1AA	K9FVN1AA	04/07/09	1354
03	K9FVPBLK	K9FVP1AA	K9FVP1AA	04/07/09	1354
04	K9FVNCHK	K9FVN1AC	K9FVN1AC	04/07/09	1413
05	K9FVPCHK	K9FVP1AC	K9FVP1AC	04/07/09	1413
06	SCFMW-001-00	K9C7R1CE	K9C7R1CE	04/07/09	1530
07	SCFMW-002-00	K9C7W1CE	K9C7W1CE	04/07/09	1549
08	SCFMW-003-00	K9C711CE	K9C711CE	04/07/09	1608
09	SCFMW-004-00	K9C721CE	K9C721CE	04/07/09	1628
10	SCFMW-004-00	K9C731CE	K9C731CE	04/07/09	1647
11	SCFMW-005-00	K9C761CE	K9C761CE	04/07/09	1706
12	SCFMW-006-00	K9C771CE	K9C771CE	04/07/09	1726
13	SCFWW-002-00	K9C7F1CE	K9C7F1CE	04/07/09	1745
14	SCFWW-003-00	K9C7J1CE	K9C7J1CE	04/07/09	1805
15	SCFWW-001-00	K9C691CE	K9C691CE	04/07/09	1824
16					
17					
18					
19					
20					
21					
22					

5B

SEMIVOLATILE ORGANIC INSTRUMENT PERFORMANCE CHECK
DECAFLUOROTRIPHENYLPHOSPHINE (DFTPP)

Lab Name: NORTH CANTON Contract:

Lab Code: TACAN Case No.: SAS No.: SDG No.: A9C310174

Lab File ID: 7DF0408 DFTPP Injection Date: 04/08/09

Instrument ID: A4HP7 DFTPP Injection Time: 0853

m/e	ION ABUNDANCE CRITERIA	% RELATIVE ABUNDANCE
51	30.0 - 80.0% of mass 198	44.7
68	Less than 2.0% of mass 69	0.0 (0.0)1
69	Mass 69 relative abundance	75.4
70	Less than 2.0% of mass 69	0.3 (0.4)1
127	25.0 - 75.0% of mass 198	58.9
197	Less than 1.0% of mass 198	0.0
198	Base Peak, 100% relative abundance	100.0
199	5.0 to 9.0% of mass 198	7.0
275	10.0 - 30.0% of mass 198	22.7
365	Greater than 0.75% of mass 198	2.16
441	Present, but less than mass 443	8.1
442	40.0 - 110.0% of mass 198	56.1
443	15.0 - 24.0% of mass 442	10.6 (18.9)2

1-Value is % mass 69 2-Value is % mass 442

THIS CHECK APPLIES TO THE FOLLOWING SAMPLES, MS, MSD, BLANKS, AND STANDARDS:

	EPA SAMPLE NO.	LAB SAMPLE ID	LAB FILE ID	DATE ANALYZED	TIME ANALYZED
01	SSTD006	L6	7SMH0408	04/08/09	0912
02	K9D3EBLK	K9D3E1AA	K9D3E1AA	04/08/09	0958
03	K9D3ECHK	K9D3E1AC	K9D3E1AC	04/08/09	1017
04	K9D3ECKDUP	K9D3E1AD	K9D3E1AD	04/08/09	1036
05	K9EL9BLK	K9EL91AA	K9EL91AA	04/08/09	1056
06	K9EL9CHK	K9EL91AC	K9EL91AC	04/08/09	1115
07	SCFMW-002-00	K9C7W1AP	K9C7W1AP	04/08/09	1134
08	SCFMW-004-00	K9C731A2	K9C731A2	04/08/09	1154
09	SCFMW-006-00	K9C771A2	K9C771A2	04/08/09	1213
10	SCFMW-001-00	K9C7R1AD	K9C7R1AD	04/08/09	1232
11	SCFMW-004-00	K9C721AP	K9C721AP	04/08/09	1252
12	SCFMW-003-00	K9C711AP	K9C711AP	04/08/09	1311
13	SCFMW-003-00	K9C711CW	K9C711CW	04/08/09	1330
14	SCFMW-005-00	K9C761A2	K9C761A2	04/08/09	1409
15	SCFWW-001-00	K9C691AC	K9C691AC	04/08/09	1429
16	SCFWW-002-00	K9C7F1AC	K9C7F1AC	04/08/09	1448
17	SCFWW-003-00	K9C7J1AC	K9C7J1AC	04/08/09	1507
18	SCFMW-003-00	K9C711CX	K9C711CX	04/08/09	1532
19					
20					
21					
22					

8B
SEMIVOLATILE INTERNAL STANDARD AREA AND RT SUMMARY

Lab Name: NORTH CANTON Contract:

Lab Code: TACAN Case No.: SAS No.: SDG No.: A9C310174

Lab File ID (Standard): 7SMH0407 Date Analyzed: 04/07/09

Instrument ID: A4HP7 Time Analyzed: 0918

		IS1(DCB) AREA #	RT #	IS2(NPT) AREA #	RT #	IS3(ANT) AREA #	RT #
	12 HOUR STD	157181	3.42	660718	4.31	345944	5.57
	UPPER LIMIT	314362	3.92	1321436	4.81	691888	6.07
	LOWER LIMIT	78591	2.92	330359	3.81	172972	5.07
	EPA SAMPLE NO.						
01	K9FVNBLK	162395	3.42	649914	4.31	315866	5.57
02	K9FVPBLK	162395	3.42	649914	4.31	315866	5.57
03	K9FVNCHK	138870	3.42	584325	4.31	311329	5.57
04	K9FVPCHK	138870	3.42	584325	4.31	311329	5.57
05	SCFMW-001-00	167754	3.42	663834	4.31	347882	5.57
06	SCFMW-002-00	133117	3.42	559251	4.31	280323	5.57
07	SCFMW-003-00	158497	3.42	630900	4.31	312685	5.57
08	SCFMW-004-00	136213	3.42	544859	4.31	274011	5.57
09	SCFMW-004-00	155967	3.42	628936	4.31	319750	5.57
10	SCFMW-005-00	114468	3.42	486525	4.31	243600	5.57
11	SCFMW-006-00	180984	3.42	718045	4.31	354776	5.57
12	SCFWW-002-00	177466	3.42	706646	4.31	360334	5.57
13	SCFWW-003-00	160841	3.42	640954	4.31	319018	5.57
14	SCFWW-001-00	169143	3.42	673915	4.31	341463	5.57
15							
16							
17							
18							
19							
20							
21							
22							

IS1 (DCB) = 1,4-Dichlorobenzene-d4
IS2 (NPT) = Naphthalene-d8
IS3 (ANT) = Acenaphthene-d10

AREA UPPER LIMIT = +100% of internal standard area
AREA LOWER LIMIT = - 50% of internal standard area
RT UPPER LIMIT = + 0.50 minutes of internal standard RT
RT LOWER LIMIT = - 0.50 minutes of internal standard RT

Column used to flag internal standard area values with an asterisk.
* Values outside of QC limits.

8C

SEMIVOLATILE INTERNAL STANDARD AREA AND RT SUMMARY

Lab Name: NORTH CANTON Contract:

Lab Code: TACAN Case No.: SAS No.: SDG No.: A9C310174

Lab File ID (Standard): 7SMH0407 Date Analyzed: 04/07/09

Instrument ID: A4HP7 Time Analyzed: 0918

		IS4(PHN) AREA #	RT #	IS5(CRY) AREA #	RT #	IS6(PRY) AREA #	RT #
	12 HOUR STD	563199	6.65	465162	8.60	429707	9.95
	UPPER LIMIT	1126398	7.15	930324	9.10	859414	10.45
	LOWER LIMIT	281600	6.15	232581	8.10	214854	9.45
	EPA SAMPLE NO.						
01	K9FVNBLK	563072	6.65	463856	8.61	435878	9.97
02	K9FVPBLK	563072	6.65	463856	8.61	435878	9.97
03	K9FVNCHK	509636	6.65	424017	8.60	390050	9.97
04	K9FVPCHK	509636	6.65	424017	8.60	390050	9.97
05	SCFMW-001-00	574542	6.65	466938	8.60	448549	9.97
06	SCFMW-002-00	474521	6.65	389942	8.60	369104	9.96
07	SCFMW-003-00	539532	6.65	450688	8.60	422106	9.96
08	SCFMW-004-00	464346	6.65	377321	8.60	352105	9.96
09	SCFMW-004-00	544433	6.65	452015	8.60	428801	9.97
10	SCFMW-005-00	396466	6.66	333382	8.59	304967	9.96
11	SCFMW-006-00	615968	6.65	505053	8.60	485899	9.96
12	SCFWW-002-00	617995	6.65	520307	8.60	501044	9.96
13	SCFWW-003-00	554465	6.65	452560	8.59	438492	9.96
14	SCFWW-001-00	589326	6.65	482307	8.60	445097	9.96
15							
16							
17							
18							
19							
20							
21							
22							

IS4 (PHN) = Phenanthrene-d10
IS5 (CRY) = Chrysene-d12
IS6 (PRY) = Perylene-d12

AREA UPPER LIMIT = +100% of internal standard area
AREA LOWER LIMIT = - 50% of internal standard area
RT UPPER LIMIT = + 0.50 minutes of internal standard RT
RT LOWER LIMIT = - 0.50 minutes of internal standard RT

Column used to flag internal standard area values with an asterisk.
* Values outside of QC limits.

8B

SEMIVOLATILE INTERNAL STANDARD AREA AND RT SUMMARY

Lab Name: NORTH CANTON Contract:

Lab Code: TACAN Case No.: SAS No.: SDG No.: A9C310174

Lab File ID (Standard): 7SMH0408 Date Analyzed: 04/08/09

Instrument ID: A4HP7 Time Analyzed: 0912

		IS1 (DCB) AREA	#	RT	#	IS2 (NPT) AREA	#	RT	#	IS3 (ANT) AREA	#	RT	#
	12 HOUR STD	158685		3.42		644503		4.31		340284		5.57	
	UPPER LIMIT	317370		3.92		1289006		4.81		680568		6.07	
	LOWER LIMIT	79343		2.92		322252		3.81		170142		5.07	
	EPA SAMPLE NO.												
01	K9D3EBLK	107792		3.42		450772		4.31		236845		5.57	
02	K9D3ECHK	132468		3.42		559350		4.31		298220		5.57	
03	K9D3ECKDUP	127936		3.42		548605		4.31		296321		5.57	
04	K9EL9BLK	96247		3.41		424882		4.30		227384		5.57	
05	K9EL9CHK	136070		3.41		575709		4.31		319992		5.57	
06	SCFMW-002-00	118053		3.41		508913		4.31		276765		5.57	
07	SCFMW-004-00	129411		3.41		545191		4.31		299244		5.57	
08	SCFMW-006-00	101611		3.41		453627		4.31		232252		5.57	
09	SCFMW-001-00	128695		3.41		541479		4.31		290664		5.57	
10	SCFMW-004-00	135752		3.41		552500		4.31		291009		5.57	
11	SCFMW-003-00	92918		3.41		408983		4.31		207771		5.57	
12	SCFMW-003-00	96847		3.41		437900		4.31		231190		5.57	
13	SCFMW-005-00	137483		3.41		559685		4.31		294166		5.57	
14	SCFWW-001-00	125387		3.42		541011		4.31		294335		5.57	
15	SCFWW-002-00	120088		3.42		500143		4.31		263971		5.57	
16	SCFWW-003-00	139919		3.42		610766		4.31		298722		5.57	
17	SCFMW-003-00	124223		3.42		529235		4.31		286455		5.57	
18													
19													
20													
21													
22													

IS1 (DCB) = 1,4-Dichlorobenzene-d4
IS2 (NPT) = Naphthalene-d8
IS3 (ANT) = Acenaphthene-d10

AREA UPPER LIMIT = +100% of internal standard area
AREA LOWER LIMIT = - 50% of internal standard area
RT UPPER LIMIT = + 0.50 minutes of internal standard RT
RT LOWER LIMIT = - 0.50 minutes of internal standard RT

Column used to flag internal standard area values with an asterisk.
* Values outside of QC limits.

8C
SEMIVOLATILE INTERNAL STANDARD AREA AND RT SUMMARY

Lab Name: NORTH CANTON Contract:

Lab Code: TACAN Case No.: SAS No.: SDG No.: A9C310174

Lab File ID (Standard): 7SMH0408 Date Analyzed: 04/08/09

Instrument ID: A4HP7 Time Analyzed: 0912

		IS4(PHN) AREA #	RT #	IS5(CRY) AREA #	RT #	IS6(PRY) AREA #	RT #
	12 HOUR STD	541642	6.65	453136	8.61	432956	9.97
	UPPER LIMIT	1083284	7.15	906272	9.11	865912	10.47
	LOWER LIMIT	270821	6.15	226568	8.11	216478	9.47
	EPA SAMPLE NO.						
01	K9D3EBLK	383370	6.65	315828	8.62	289469	9.99
02	K9D3ECHK	493663	6.65	418521	8.61	385534	9.97
03	K9D3ECKDUP	491521	6.65	411856	8.60	384788	9.96
04	K9EL9BLK	367021	6.65	296623	8.60	276712	9.96
05	K9EL9CHK	511547	6.65	430369	8.60	402112	9.96
06	SCFMW-002-00	457194	6.65	376028	8.60	341603	9.96
07	SCFMW-004-00	491517	6.65	403990	8.60	395722	9.96
08	SCFMW-006-00	393273	6.65	327510	8.60	313050	9.97
09	SCFMW-001-00	479283	6.65	391543	8.60	383973	9.96
10	SCFMW-004-00	495990	6.65	411372	8.60	405231	9.97
11	SCFMW-003-00	352267	6.65	295863	8.60	284355	9.97
12	SCFMW-003-00	379415	6.65	316693	8.60	307336	9.97
13	SCFMW-005-00	482932	6.65	407642	8.61	392137	9.98
14	SCFWW-001-00	480826	6.65	394373	8.60	386539	9.96
15	SCFWW-002-00	450358	6.65	380263	8.60	368210	9.96
16	SCFWW-003-00	516122	6.65	418918	8.60	405981	9.97
17	SCFMW-003-00	468835	6.65	388130	8.62	372897	9.99
18							
19							
20							
21							
22							

IS4 (PHN) = Phenanthrene-d10
IS5 (CRY) = Chrysene-d12
IS6 (PRY) = Perylene-d12

AREA UPPER LIMIT = +100% of internal standard area
AREA LOWER LIMIT = - 50% of internal standard area
RT UPPER LIMIT = + 0.50 minutes of internal standard RT
RT LOWER LIMIT = - 0.50 minutes of internal standard RT

Column used to flag internal standard area values with an asterisk.
* Values outside of QC limits.

TestAmerica
THE LEADER IN ENVIRONMENTAL TESTING

SAMPLE DATA

Science Applications International Corp

Client Sample ID: SCFww-001-0004-WW

GC/MS Semivolatiles

Lot-Sample #...: A9C310174-002 **Work Order #...:** K9C691AC **Matrix.....:** WG
Date Sampled...: 03/27/09 11:40 **Date Received..:** 03/28/09
Prep Date.....: 04/01/09 **Analysis Date..:** 04/08/09
Prep Batch #...: 9091046
Dilution Factor: 1 **Initial Wgt/Vol:** 990 mL **Final Wgt/Vol..:** 2 mL
Method.....: SW846 8270C

PARAMETER	RESULT	REPORTING LIMIT	UNITS
Benzo(b)fluoranthene	ND	0.20	ug/L
Benzo(k)fluoranthene	ND	0.20	ug/L
Benzoic acid	ND	25	ug/L
Benzo(ghi)perylene	ND	0.20	ug/L
Benzo(a)pyrene	ND	0.20	ug/L
Benzyl alcohol	**0.45 J**	**5.0**	**ug/L**
bis(2-Chloroethoxy) methane	ND	1.0	ug/L
bis(2-Chloroethyl)-ether	ND	1.0	ug/L
Acenaphthene	ND	0.20	ug/L
Acenaphthylene	ND	0.20	ug/L
Anthracene	ND	0.20	ug/L
Benzo(a)anthracene	ND	0.20	ug/L
bis(2-Chloroisopropyl) ether	ND	1.0	ug/L
bis(2-Ethylhexyl) phthalate	**0.92 J**	**1.0**	**ug/L**
4-Bromophenyl phenyl ether	ND	2.0	ug/L
Butyl benzyl phthalate	ND	1.0	ug/L
Carbazole	ND	1.0	ug/L
4-Chloroaniline	ND	2.0	ug/L
4-Chloro-3-methylphenol	ND	2.0	ug/L
2-Chloronaphthalene	ND	1.0	ug/L
2-Chlorophenol	ND	1.0	ug/L
4-Chlorophenyl phenyl ether	ND	2.0	ug/L
Chrysene	ND	0.20	ug/L
Dibenzo(a,h)anthracene	ND	0.20	ug/L
Dibenzofuran	ND	1.0	ug/L
Di-n-butyl phthalate	**2.4**	**1.0**	**ug/L**
1,2-Dichlorobenzene	ND	1.0	ug/L
1,3-Dichlorobenzene	ND	1.0	ug/L
1,4-Dichlorobenzene	ND	1.0	ug/L
3,3'-Dichlorobenzidine	ND	5.0	ug/L
2,4-Dichlorophenol	ND	2.0	ug/L
Diethyl phthalate	ND	1.0	ug/L

(Continued on next page)

Science Applications International Corp

Client Sample ID: SCFww-001-0004-WW

GC/MS Semivolatiles

Lot-Sample #...: A9C310174-002 **Work Order #...:** K9C691AC **Matrix.....:** WG

PARAMETER	RESULT	REPORTING LIMIT	UNITS
2,4-Dimethylphenol	ND	2.0	ug/L
Dimethyl phthalate	ND	1.0	ug/L
4,6-Dinitro-2-methylphenol	ND	5.0	ug/L
2,4-Dinitrophenol	ND	5.0	ug/L
2,4-Dinitrotoluene	ND	5.0	ug/L
Di-n-octyl phthalate	ND	1.0	ug/L
Fluoranthene	ND	0.20	ug/L
Fluorene	ND	0.20	ug/L
Hexachlorobenzene	ND	0.20	ug/L
Hexachlorobutadiene	ND	1.0	ug/L
Hexachlorocyclopentadiene	ND	10	ug/L
Hexachloroethane	ND	1.0	ug/L
Indeno(1,2,3-cd)pyrene	ND	0.20	ug/L
Isophorone	ND	1.0	ug/L
2-Methylnaphthalene	ND	0.20	ug/L
2-Methylphenol	ND	1.0	ug/L
3-Methylphenol & 4-Methylphenol	ND	2.0	ug/L
Naphthalene	ND	0.20	ug/L
2-Nitroaniline	ND	2.0	ug/L
3-Nitroaniline	ND	2.0	ug/L
4-Nitroaniline	ND	2.0	ug/L
Nitrobenzene	ND	1.0	ug/L
2-Nitrophenol	ND	2.0	ug/L
4-Nitrophenol	ND	5.0	ug/L
N-Nitrosodiphenylamine	ND	1.0	ug/L
N-Nitrosodi-n-propylamine	ND	1.0	ug/L
Pentachlorophenol	ND	5.0	ug/L
Phenanthrene	ND	0.20	ug/L
Phenol	ND	1.0	ug/L
Pyrene	ND	0.20	ug/L
1,2,4-Trichlorobenzene	ND	1.0	ug/L
2,4,5-Trichlorophenol	ND	5.0	ug/L
2,4,6-Trichlorophenol	ND	5.0	ug/L
2,6-Dinitrotoluene	ND	5.0	ug/L

(Continued on next page)

Science Applications International Corp

Client Sample ID: SCFww-001-0004-WW

GC/MS Semivolatiles

Lot-Sample #...: A9C310174-002 **Work Order #...:** K9C691AC **Matrix.....:** WG

SURROGATE	PERCENT RECOVERY	RECOVERY LIMITS
Nitrobenzene-d5	85	(50 - 150)
2-Fluorobiphenyl	77	(50 - 150)
Terphenyl-d14	108	(50 - 150)
Phenol-d5	96	(50 - 150)
2-Fluorophenol	89	(50 - 150)
2,4,6-Tribromophenol	98	(50 - 150)

NOTE(S):

J Estimated result. Result is less than RL.

TestAmerica North Canton

Semivolatile REPORT SW-846 Method 8270

Data file : \\cansvr11\dd\chem\MSS\a4hp7.i\90408a.b\K9C691AC.D
Lab Smp Id: k9c691ac Client Smp ID: SCFww-001-0004-WW
Inj Date : 08-APR-2009 14:29
Operator : 001710 Inst ID: a4hp7.i
Smp Info : k9c691ac,90408a.b,8270C-625,1-827042d.sub
Misc Info :
Comment   :
Method   : \\cansvr11\dd\chem\MSS\a4hp7.i\90408a.b\8270C-625.m
Meth Date : 09-Apr-2009 14:54 gruberj Quant Type: ISTD
Cal Date : 01-APR-2009 17:51 Cal File: 7SMH0401.D
Als bottle: 18
Dil Factor: 1.00000
Integrator: HP RTE Compound Sublist: 1-827042d.sub
Target Version: 4.14
Processing Host: CANPMSSV01

Concentration Formula: Amt * DF * Uf * Vt/(Vo * Vi) * CpndVariable

Name	Value	Description
DF	1.000	Dilution Factor
Uf	1.000	ng unit correction factor
Vt	2000.000	Volume of final extract (uL)
Vo	990.000	Volume of sample extracted (mL)
Vi	0.50000	Volume injected (uL)
Cpnd Variable		Local Compound Variable

	Compounds	QUANT SIG MASS	RT	EXP RT	REL RT	RESPONSE	CONCENTRATIONS ON-COLUMN (NG)	FINAL (ug/L)	
* 1	1,4-Dichlorobenzene-d4	152	3.418	3.418	(1.000)	125387	2.00000		(Q)
* 2	Naphthalene-d8	136	4.306	4.306	(1.000)	541011	2.00000		
* 3	Acenaphthene-d10	164	5.569	5.569	(1.000)	294335	2.00000		
* 4	Phenanthrene-d10	188	6.654	6.649	(1.000)	480826	2.00000		
* 5	Chrysene-d12	240	8.596	8.607	(1.000)	394373	2.00000		
* 6	Perylene-d12	264	9.960	9.965	(1.000)	386539	2.00000		
9	Pyridine	79	Compound Not Detected.						
10	N-Nitrosodimethylamine	74	Compound Not Detected.						
11	Ethyl methacrylate	69	Compound Not Detected.						
12	3-Chloropropionitrile	54	Compound Not Detected.						
13	Malononitrile	66	Compound Not Detected.						
209	Benzaldehyde	77	Compound Not Detected.						
21	Aniline	93	Compound Not Detected.						
22	Phenol	94	Compound Not Detected.						
23	bis(2-Chloroethyl)ether	93	Compound Not Detected.						
24	2-Chlorophenol	128	Compound Not Detected.						
26	1,3-Dichlorobenzene	146	Compound Not Detected.						
27	1,4-Dichlorobenzene	146	Compound Not Detected.						

28	1,2-Dichlorobenzene	146	Compound Not Detected.				
29	Benzyl Alcohol	108	3.499	3.493 (1.023)	6973	0.11204	0.45267(H)
30	2-Methylphenol	108	Compound Not Detected.				

	Compounds	QUANT SIG MASS	RT	EXP RT	REL RT	RESPONSE	CONCENTRATIONS ON-COLUMN (NG)	FINAL (ug/L)
31	bis(2-Chloroisopropyl)ether	45	Compound Not Detected.					
37	Acetophenone	105	Compound Not Detected.					
32	N-Nitroso-di-n-propylamine	70	Compound Not Detected.					
192	4-Methylphenol	108	Compound Not Detected.					
34	Hexachloroethane	117	Compound Not Detected.					
35	Nitrobenzene	77	Compound Not Detected.					
41	Isophorone	82	Compound Not Detected.					
42	2-Nitrophenol	139	Compound Not Detected.					
43	2,4-Dimethylphenol	107	Compound Not Detected.					
44	bis(2-Chloroethoxy)methane	93	Compound Not Detected.					
46	2,4-Toluenediamene	121	Compound Not Detected.					
47	1,3,5-Trichlorobenzene	180	Compound Not Detected.					
48	2,4-Dichlorophenol	162	Compound Not Detected.					
49	Benzoic Acid	122	Compound Not Detected.					
50	1,2,4-Trichlorobenzene	180	Compound Not Detected.					
51	Naphthalene	128	Compound Not Detected.					
52	4-Chloroaniline	127	Compound Not Detected.					
56	Hexachlorobutadiene	225	Compound Not Detected.					
210	Caprolactam	113	Compound Not Detected.					
57	1,2,3-Trichlorobenzene	180	Compound Not Detected.					
59	4-Chloro-3-Methylphenol	107	Compound Not Detected.					
62	2-Methylnaphthalene	142	Compound Not Detected.					
63	1-Methylnaphthalene	142	4.884	4.884	(1.134)	12252	0.07572	0.30595
64	Hexachlorocyclopentadiene	237	Compound Not Detected.					
66	2,4,6-Trichlorophenol	196	Compound Not Detected.					
67	2,4,5-Trichlorophenol	196	Compound Not Detected.					
211	1,1'-Biphenyl	154	Compound Not Detected.					
68	1,2,3,5-Tetrachlorobenzene	216	Compound Not Detected.					
70	2-Chloronaphthalene	162	Compound Not Detected.					
73	2-Nitroaniline	65	Compound Not Detected.					
74	1,2,3,4-Tetrachlorobenzene	216	Compound Not Detected.					
76	Dimethylphthalate	163	Compound Not Detected.					
78	2,6-Dinitrotoluene	165	Compound Not Detected.					
79	Acenaphthylene	152	Compound Not Detected.					
80	1,2-Dinitrobenzene	168	Compound Not Detected.					
81	3-Nitroaniline	138	Compound Not Detected.					
82	Acenaphthene	153	Compound Not Detected.					
83	2,4-Dinitrophenol	184	Compound Not Detected.					
85	4-Nitrophenol	109	Compound Not Detected.					
86	Dibenzofuran	168	Compound Not Detected.					
87	2,4-Dinitrotoluene	165	Compound Not Detected.					
91	2,3,5,6-Tetrachlorophenol	232	Compound Not Detected.					
93	Diethylphthalate	149	Compound Not Detected.					
94	Fluorene	166	Compound Not Detected.					
95	4-Chlorophenyl-phenylether	204	Compound Not Detected.					
96	4-Nitroaniline	138	Compound Not Detected.					
98	4,6-Dinitro-2-methylphenol	198	Compound Not Detected.					
99	N-Nitrosodiphenylamine	169	Compound Not Detected.					
100	1,2-Diphenylhydrazine	77	Compound Not Detected.					
106	4-Bromophenyl-phenylether	248	Compound Not Detected.					
107	Hexachlorobenzene	284	Compound Not Detected.					
212	Atrazine	200	Compound Not Detected.					

111 Pentachlorophenol	266	Compound Not Detected.
115 Phenanthrene	178	Compound Not Detected.

	Compounds	QUANT SIG MASS	RT	EXP RT	REL RT	RESPONSE	CONCENTRATIONS ON-COLUMN (NG)	FINAL (ug/L)
116	Anthracene	178	Compound Not Detected.					
119	Carbazole	167	Compound Not Detected.					
120	Di-n-Butylphthalate	149	7.023	7.023	(1.055)	179300	0.58432	2.3609
123	Fluoranthene	202	Compound Not Detected.					
124	Benzidine	184	Compound Not Detected.					
125	Pyrene	202	Compound Not Detected.					
131	Butylbenzylphthalate	149	Compound Not Detected.					
133	3,3'-Dimethoxybenzidine	244	Compound Not Detected.					
135	3,3'-Dichlorobenzidine	252	Compound Not Detected.					
136	Benzo(a)Anthracene	228	Compound Not Detected.					
137	Chrysene	228	Compound Not Detected.					
138	4,4'-Methylene bis(o-chloroan	231	Compound Not Detected.					
139	bis(2-ethylhexyl)Phthalate	149	8.532	8.548	(0.993)	40851	0.22651	0.91518
140	Di-n-octylphthalate	149	Compound Not Detected.					
141	Benzo(b)fluoranthene	252	Compound Not Detected.					
142	Benzo(k)fluoranthene	252	Compound Not Detected.					
146	Benzo(a)pyrene	252	Compound Not Detected.					
149	Indeno(1,2,3-cd)pyrene	276	Compound Not Detected.					
150	Dibenz(a,h)anthracene	278	Compound Not Detected.					
151	Benzo(g,h,i)perylene	276	Compound Not Detected.					
198	1,4-Dioxane	88	Compound Not Detected.					
$ 154	Nitrobenzene-d5	82	3.793	3.793	(0.881)	606957	4.23527	17.112
$ 155	2-Fluorobiphenyl	172	5.066	5.066	(0.910)	687623	3.84703	15.544
$ 156	Terphenyl-d14	244	7.788	7.788	(0.906)	871184	5.38748	21.768
$ 157	Phenol-d5	99	3.130	3.135	(0.916)	936662	7.18877	29.046
$ 158	2-Fluorophenol	112	2.552	2.557	(0.747)	569079	6.69574	27.054
$ 159	2,4,6-Tribromophenol	330	6.141	6.141	(1.103)	113652	7.36724	29.767
$ 186	2-Chlorophenol-d4	132	3.263	3.269	(0.955)	536621	7.41578	29.963
$ 187	1,2-Dichlorobenzene-d4	152	3.525	3.525	(1.031)	220177	4.43809	17.932(Q)
M 195	Cresols, total	100	Compound Not Detected.					
101	Diphenylamine	169	Compound Not Detected.					

QC Flag Legend

Q - Qualifier signal failed the ratio test.
H - Operator selected an alternate compound hit.

TestAmerica North Canton

INTERNAL STANDARD COMPOUNDS
AREA AND RT SUMMARY

Instrument ID: a4hp7.i
Lab File ID: K9C691AC.D
Lab Smp Id: k9c691ac
Analysis Type: SV
Quant Type: ISTD
Operator: 001710
Method File: \\cansvr11\dd\chem\MSS\a4hp7.i\90408a.b\8270C-625.m
Misc Info:

Calibration Date: 08-APR-2009
Calibration Time: 09:12
Client Smp ID: SCFww-001-0004-WW
Level: LOW
Sample Type: WATER

		AREA LIMIT			
COMPOUND	STANDARD	LOWER	UPPER	SAMPLE	%DIFF
1 1,4-Dichlorobenze	158685	79343	317370	125387	-20.98
2 Naphthalene-d8	644503	322252	1289006	541011	-16.06
3 Acenaphthene-d10	340284	170142	680568	294335	-13.50
4 Phenanthrene-d10	541642	270821	1083284	480826	-11.23
5 Chrysene-d12	453136	226568	906272	394373	-12.97
6 Perylene-d12	432956	216478	865912	386539	-10.72

		RT LIMIT			
COMPOUND	STANDARD	LOWER	UPPER	SAMPLE	%DIFF
1 1,4-Dichlorobenze	3.42	2.92	3.92	3.42	0.00
2 Naphthalene-d8	4.31	3.81	4.81	4.31	0.00
3 Acenaphthene-d10	5.57	5.07	6.07	5.57	0.00
4 Phenanthrene-d10	6.65	6.15	7.15	6.65	0.08
5 Chrysene-d12	8.61	8.11	9.11	8.60	-0.12
6 Perylene-d12	9.97	9.47	10.47	9.96	-0.05

AREA UPPER LIMIT = +100% of internal standard area.
AREA LOWER LIMIT = - 50% of internal standard area.
RT UPPER LIMIT = + 0.50 minutes of internal standard RT.
RT LOWER LIMIT = - 0.50 minutes of internal standard RT.


Y (x10^6)
-2-Fluorophenol
-Phenol-d5
-2-Chlorophenol-d4
-1,4-Dichlorobenzene-d4
-1,2-Dichlorobenzene-d4+
-Nitrobenzene-d5
-Naphthalene-d8
-1-Methylnaphthalene
-2-Fluorobiphenyl
-Acenaphthene-d10
-2,4,6-Tribromophenol
-Phenanthrene-d10
-Di-n-Butylphthalate
Terphenyl-d14
-Chrysene-d12+
-Perylene-d12
Min
\\cansvr11\dd\chem\HSS\a4hp7.i\90408a.b\K9C6910C.D

29 Benzyl Alcohol

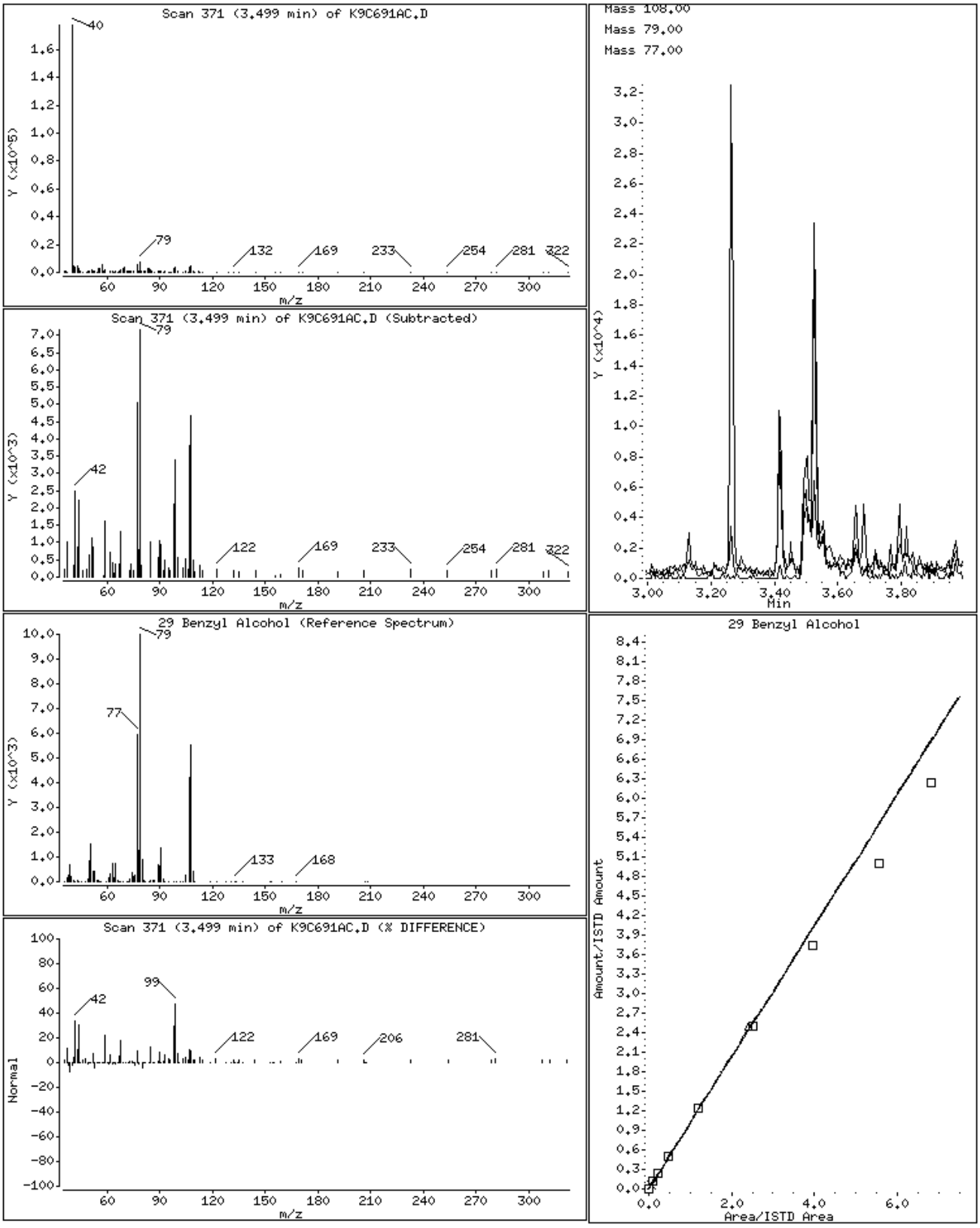

63 1-Methylnaphthalene

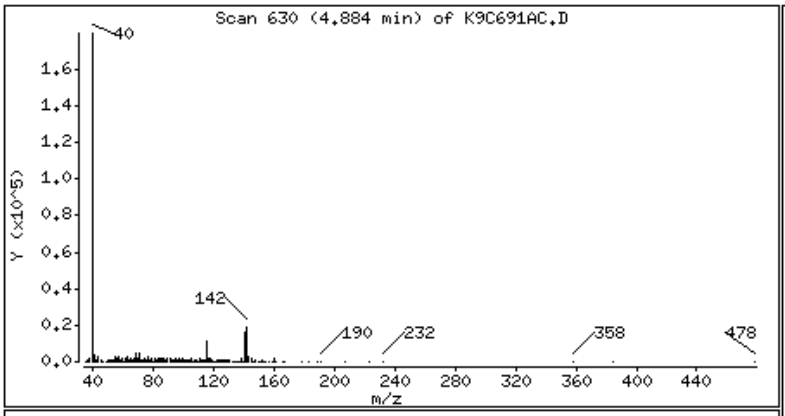

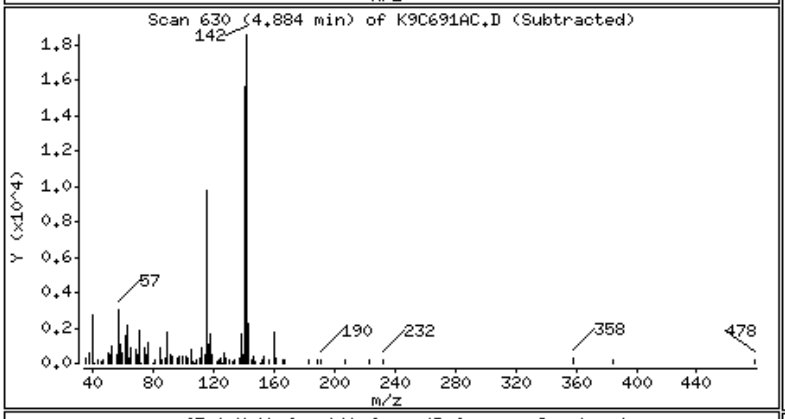

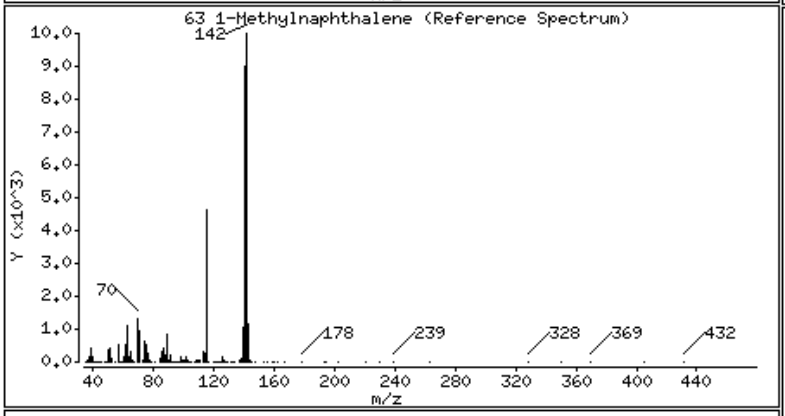

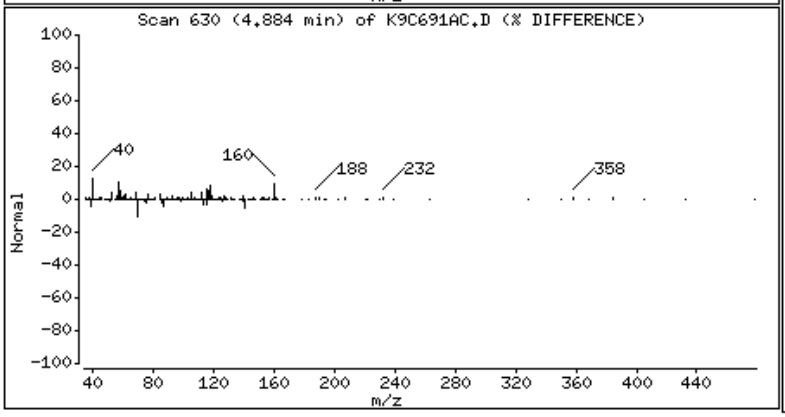

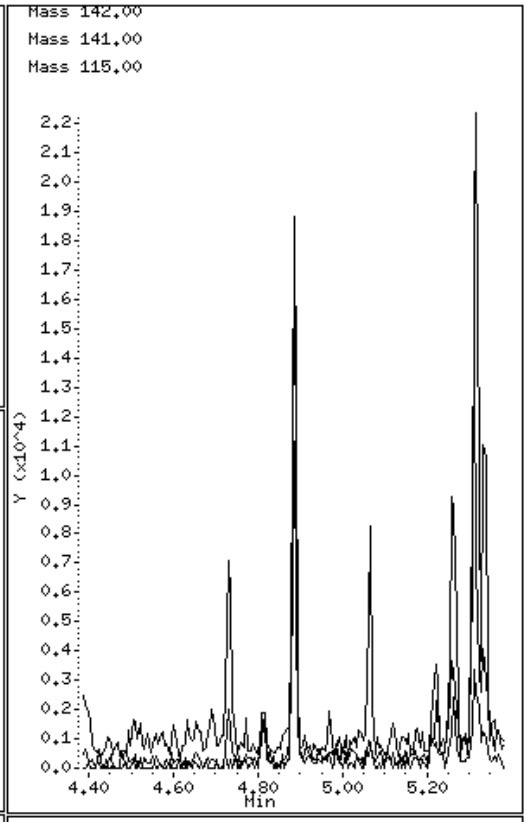

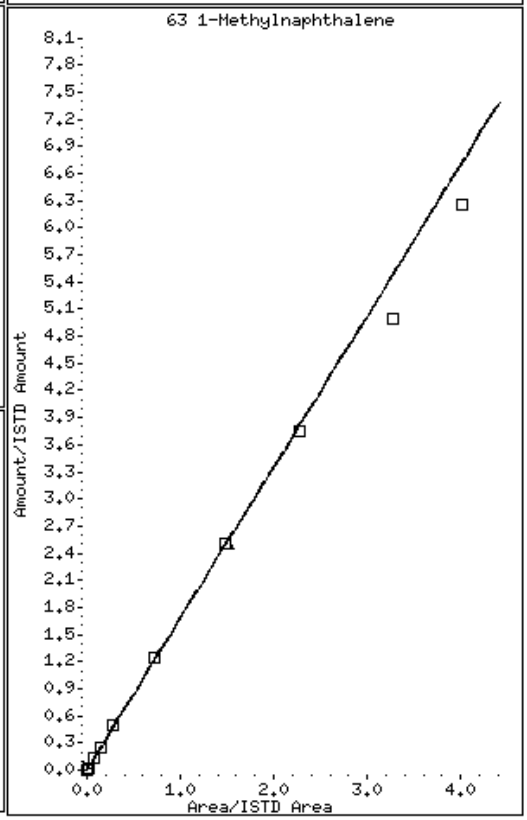

120 Di-n-Butylphthalate

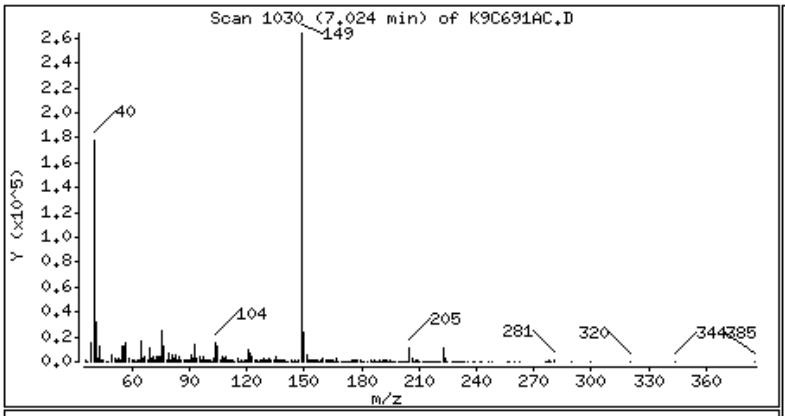

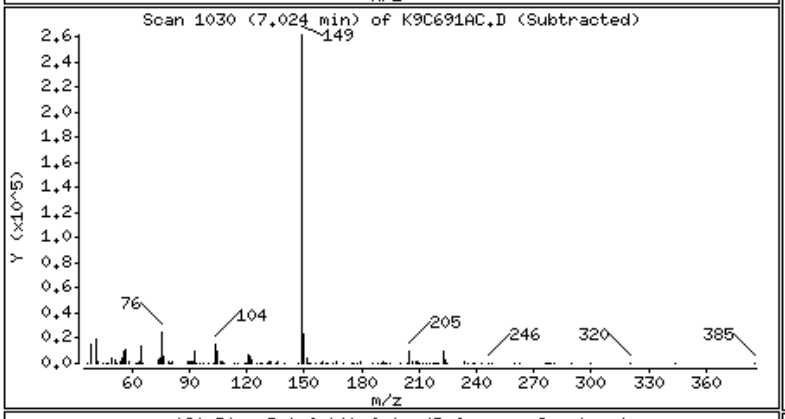

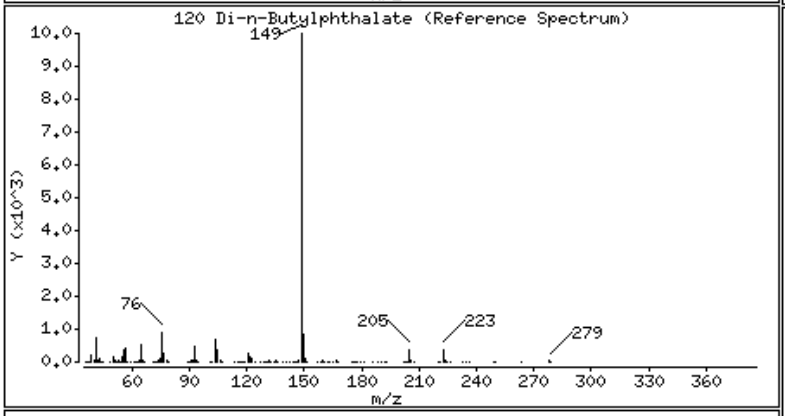

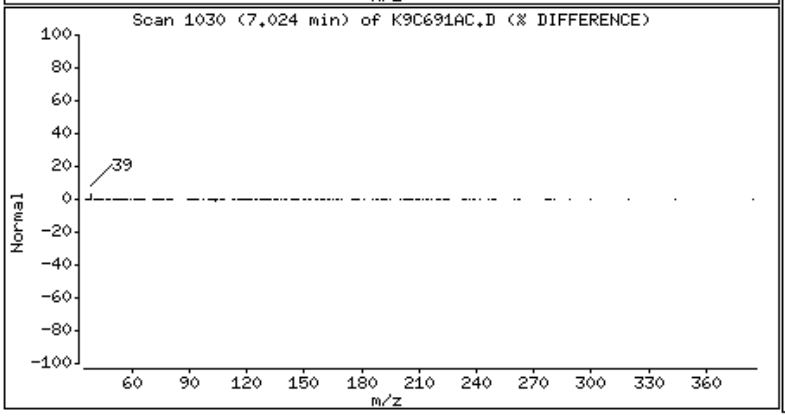



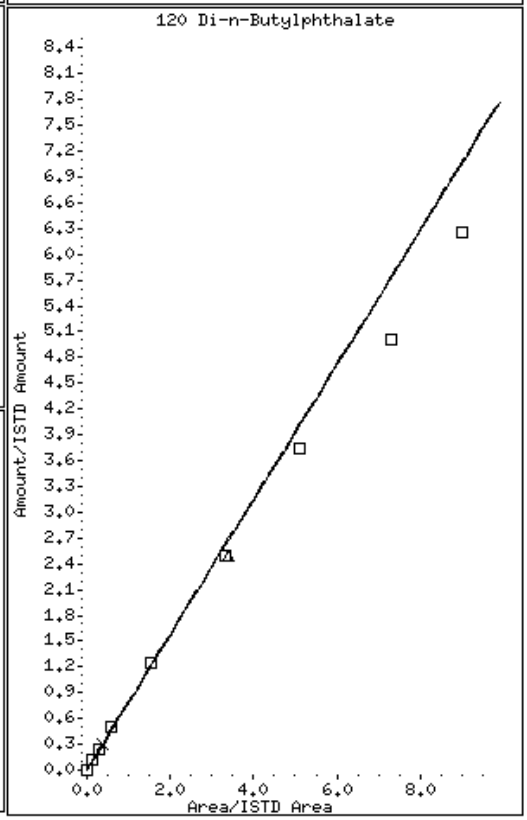

139 bis(2-ethylhexyl)Phthalate

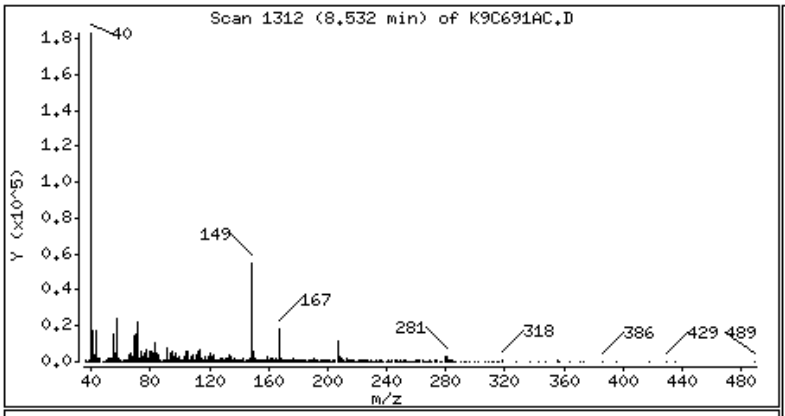

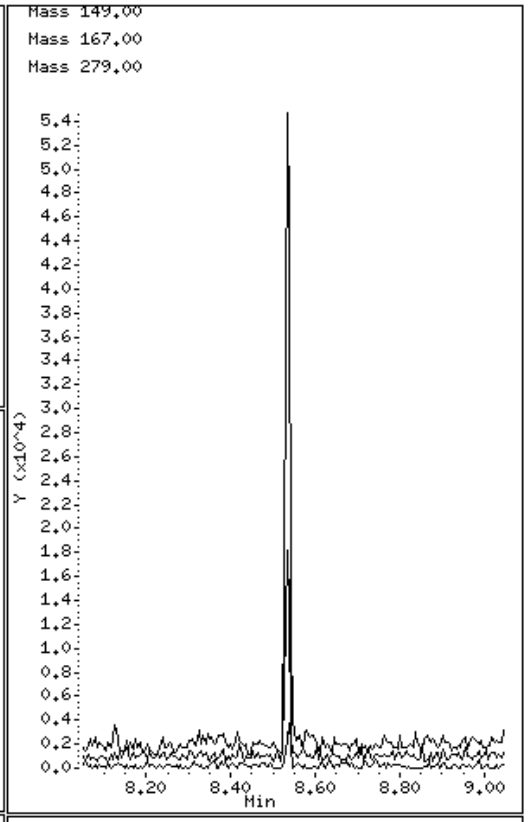

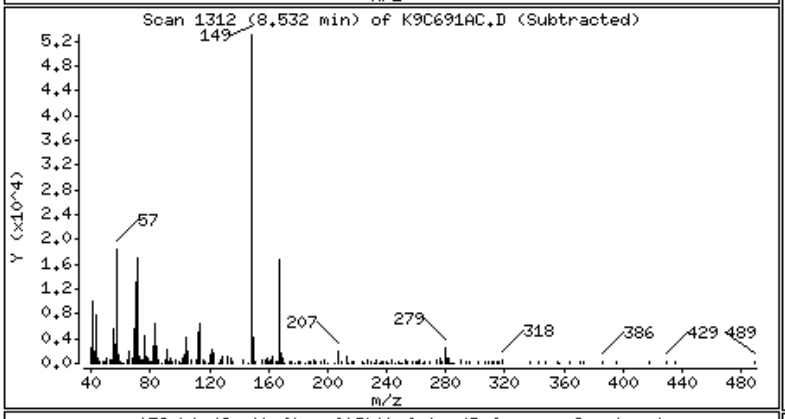

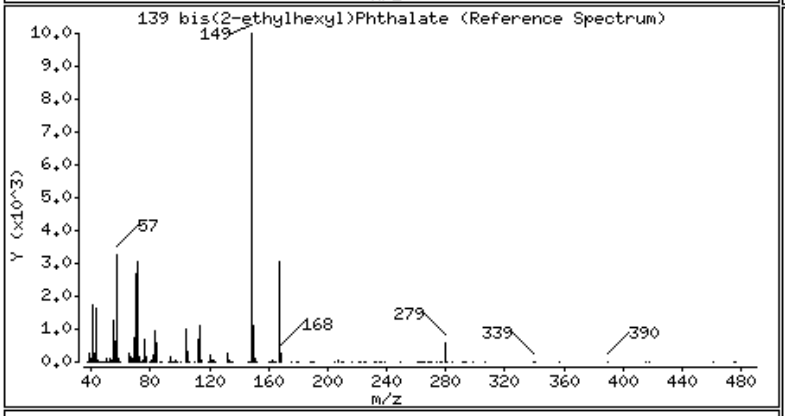

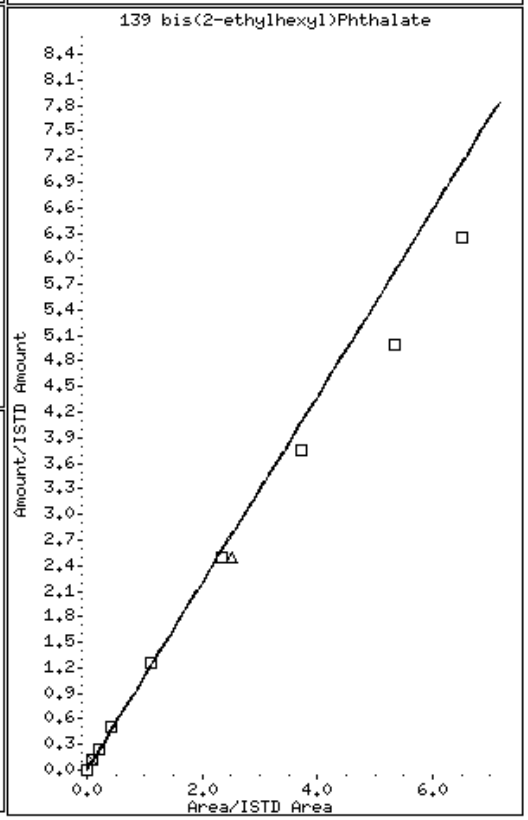

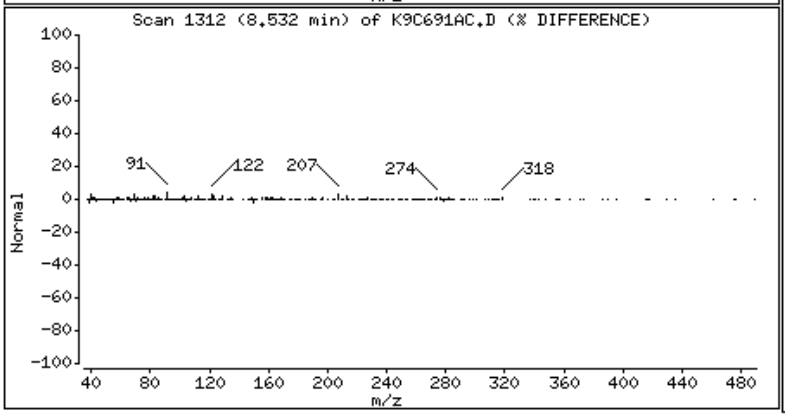

Science Applications International Corp

Client Sample ID: SCFww-001-0004-WW

TCLP GC/MS Semivolatiles

Lot-Sample #...: A9C310174-002 **Work Order #...:** K9C691CE **Matrix.....:** WG
Date Sampled...: 03/27/09 11:40 **Date Received..:** 03/28/09
Leach Date.....: 04/01/09 **Prep Date.....:** 04/02/09 **Analysis Date..:** 04/07/09
Leach Batch #..: P909110 **Prep Batch #...:** 9092037
Dilution Factor: 1 **Initial Wgt/Vol:** 250 mL **Final Wgt/Vol..:** 2 mL
Method.....: SW846 8270C

PARAMETER	RESULT	REPORTING LIMIT	UNITS
o-Cresol	ND	0.0040	mg/L
m-Cresol & p-Cresol	ND	0.040	mg/L
1,4-Dichlorobenzene	ND	0.0040	mg/L
2,4-Dinitrotoluene	ND	0.020	mg/L
Hexachlorobenzene	ND	0.020	mg/L
Hexachlorobutadiene	ND	0.020	mg/L
Hexachloroethane	ND	0.020	mg/L
Nitrobenzene	ND	0.0040	mg/L
Pentachlorophenol	ND	0.040	mg/L
Pyridine	**0.0020 J**	**0.020**	**mg/L**
2,4,5-Trichloro-phenol	ND	0.020	mg/L
2,4,6-Trichloro-phenol	ND	0.020	mg/L

SURROGATE	PERCENT RECOVERY	RECOVERY LIMITS
Nitrobenzene-d5	51	(27 - 110)
2-Fluorobiphenyl	47	(20 - 110)
Terphenyl-d14	84	(44 - 110)
Phenol-d5	36	(10 - 110)
2-Fluorophenol	19	(10 - 110)
2,4,6-Tribromophenol	59	(28 - 110)

NOTE(S):

Analysis performed in accordance with USEPA Toxicity Characteristic Leaching Procedure Method 1311

J Estimated result. Result is less than RL.

TestAmerica North Canton

Semivolatile REPORT SW-846 Method 8270

Data file : \\cansvr11\dd\chem\MSS\a4hp7.i\90407a.b\K9C691CE.D
Lab Smp Id: k9c691ce Client Smp ID: SCFww-001-0004-WW
Inj Date : 07-APR-2009 18:24
Operator : 001710 Inst ID: a4hp7.i
Smp Info : k9c691ce,90407a.b,8270C-625,8-tclp.sub
Misc Info :
Comment   :
Method   : \\cansvr11\dd\chem\MSS\a4hp7.i\90407a.b\8270C-625.m
Meth Date : 08-Apr-2009 12:42 gruberj Quant Type: ISTD
Cal Date : 01-APR-2009 17:51 Cal File: 7SMH0401.D
Als bottle: 93
Dil Factor: 1.00000
Integrator: HP RTE Compound Sublist: 8-tclp.sub
Target Version: 4.14
Processing Host: CANPMSSV01

Concentration Formula: Amt * DF * Uf * Vt/(Vo * Vi) * .001 * CpndVariable

Name	Value	Description
DF	1.000	Dilution Factor
Uf	1.000	ng unit correction factor
Vt	2000.000	Volume of final extract (uL)
Vo	250.000	Volume of sample extracted (mL)
Vi	0.50000	Volume injected (uL)
Cpnd Variable		Local Compound Variable

	Compounds	QUANT SIG MASS	RT	EXP RT	REL RT	RESPONSE	CONCENTRATIONS ON-COLUMN (NG)	FINAL (mg/L)	
*	1 1,4-Dichlorobenzene-d4	152	3.424	3.424	(1.000)	169143	2.00000		(Q)
*	2 Naphthalene-d8	136	4.312	4.312	(1.000)	673915	2.00000		
*	3 Acenaphthene-d10	164	5.574	5.574	(1.000)	341463	2.00000		
*	4 Phenanthrene-d10	188	6.654	6.654	(1.000)	589326	2.00000		
*	5 Chrysene-d12	240	8.596	8.596	(1.000)	482307	2.00000		
*	6 Perylene-d12	264	9.960	9.954	(1.000)	445097	2.00000		
	9 Pyridine	79	1.846	1.841	(0.539)	19618	0.12609	0.0020174	
	27 1,4-Dichlorobenzene	146	Compound Not Detected.						
M	195 Cresols, total	100	Compound Not Detected.						
	30 2-Methylphenol	108	Compound Not Detected.						
	192 4-Methylphenol	108	Compound Not Detected.						
	193 3-Methylphenol	108	Compound Not Detected.						
	34 Hexachloroethane	117	Compound Not Detected.						
	35 Nitrobenzene	77	Compound Not Detected.						
	56 Hexachlorobutadiene	225	Compound Not Detected.						
	66 2,4,6-Trichlorophenol	196	Compound Not Detected.						
	67 2,4,5-Trichlorophenol	196	Compound Not Detected.						
	87 2,4-Dinitrotoluene	165	Compound Not Detected.						

107	Hexachlorobenzene	284	Compound Not Detected.
111	Pentachlorophenol	266	Compound Not Detected.

Compounds	QUANT SIG MASS	RT	EXP RT	REL RT	RESPONSE	CONCENTRATIONS ON-COLUMN (NG)	CONCENTRATIONS FINAL (mg/L)
$ 154 Nitrobenzene-d5	82	3.793	3.798	(0.880)	453225	2.53885	0.040622
$ 155 2-Fluorobiphenyl	172	5.066	5.071	(0.909)	482419	2.32647	0.037224
$ 156 Terphenyl-d14	244	7.794	7.794	(0.907)	829853	4.19624	0.067140
$ 157 Phenol-d5	99	3.130	3.135	(0.914)	468835	2.66741	0.042679
$ 158 2-Fluorophenol	112	2.557	2.563	(0.747)	166380	1.45119	0.023219
$ 159 2,4,6-Tribromophenol	330	6.146	6.146	(1.103)	78933	4.41047	0.070568
$ 186 2-Chlorophenol-d4	132	3.269	3.269	(0.955)	277704	2.84492	0.045519
$ 187 1,2-Dichlorobenzene-d4	152	3.531	3.531	(1.031)	150595	2.25026	0.036004

QC Flag Legend

Q - Qualifier signal failed the ratio test.

TestAmerica North Canton

INTERNAL STANDARD COMPOUNDS
AREA AND RT SUMMARY

Instrument ID: a4hp7.i
Lab File ID: K9C691CE.D
Lab Smp Id: k9c691ce
Analysis Type: SV
Quant Type: ISTD
Operator: 001710
Method File: \\cansvr11\dd\chem\MSS\a4hp7.i\90407a.b\8270C-625.m
Misc Info:

Calibration Date: 07-APR-2009
Calibration Time: 09:18
Client Smp ID: SCFww-001-0004-WW
Level: MED
Sample Type: WATER

		AREA LIMIT			
COMPOUND	STANDARD	LOWER	UPPER	SAMPLE	%DIFF
1 1,4-Dichlorobenze	157181	78591	314362	169143	7.61
2 Naphthalene-d8	660718	330359	1321436	673915	2.00
3 Acenaphthene-d10	345944	172972	691888	341463	-1.30
4 Phenanthrene-d10	563199	281600	1126398	589326	4.64
5 Chrysene-d12	465162	232581	930324	482307	3.69
6 Perylene-d12	429707	214854	859414	445097	3.58

		RT LIMIT			
COMPOUND	STANDARD	LOWER	UPPER	SAMPLE	%DIFF
1 1,4-Dichlorobenze	3.42	2.92	3.92	3.42	0.00
2 Naphthalene-d8	4.31	3.81	4.81	4.31	0.00
3 Acenaphthene-d10	5.57	5.07	6.07	5.57	0.00
4 Phenanthrene-d10	6.65	6.15	7.15	6.65	0.00
5 Chrysene-d12	8.60	8.10	9.10	8.60	0.00
6 Perylene-d12	9.95	9.45	10.45	9.96	0.05

AREA UPPER LIMIT = +100% of internal standard area.
AREA LOWER LIMIT = - 50% of internal standard area.
RT UPPER LIMIT = + 0.50 minutes of internal standard RT.
RT LOWER LIMIT = - 0.50 minutes of internal standard RT.


Y (x10^6)
-Pyridine
-2-Fluorophenol
-Phenol-d5
-2-Chlorophenol-d4
-1,4-Dichlorobenzene-d4
-1,2-Dichlorobenzene-d4
-Nitrobenzene-d5
-Naphthalene-d8
-2-Fluorobiphenyl
-Acenaphthene-d10
-2,4,6-Tribromophenol
-Phenanthrene-d10
Terphenyl-d14
-Chrysene-d12
-Perylene-d12
Min
\\cansvr11\dd\chem\HSS\a4hp7.i\90407a.b\K9G691CE.D

9 Pyridine

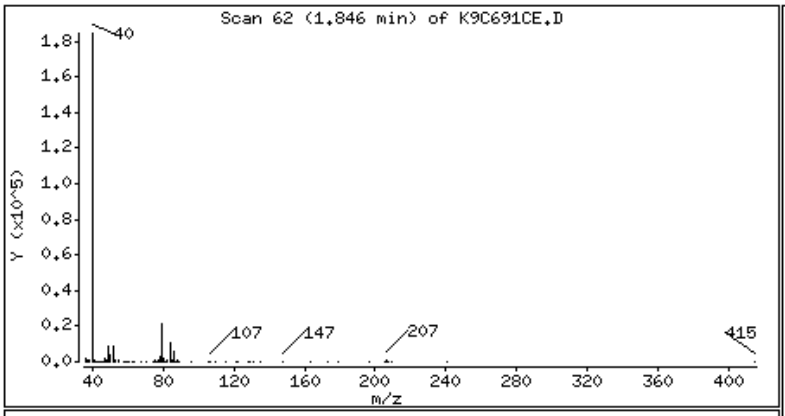
Scan 62 (1.846 min) of K9C691CE.D
Y (x10^5)
m/z
40
107
147
207
415

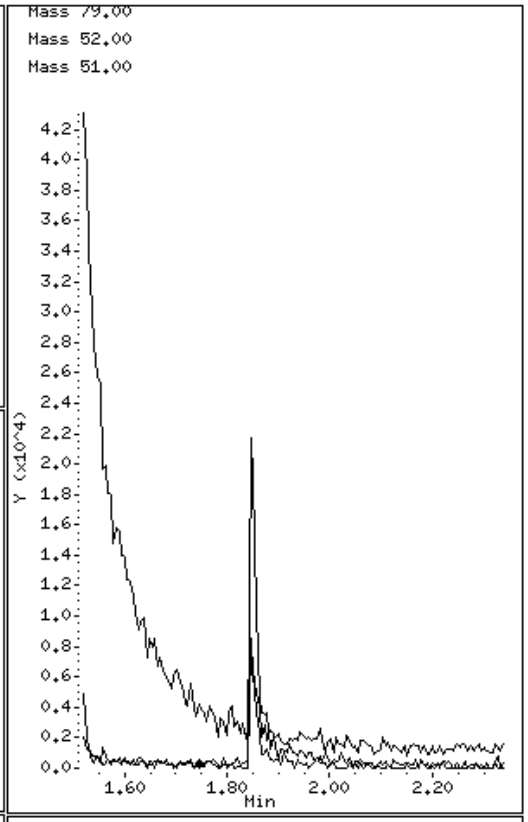
Mass 79.00
Mass 52.00
Mass 51.00
Y (x10^4)
Min

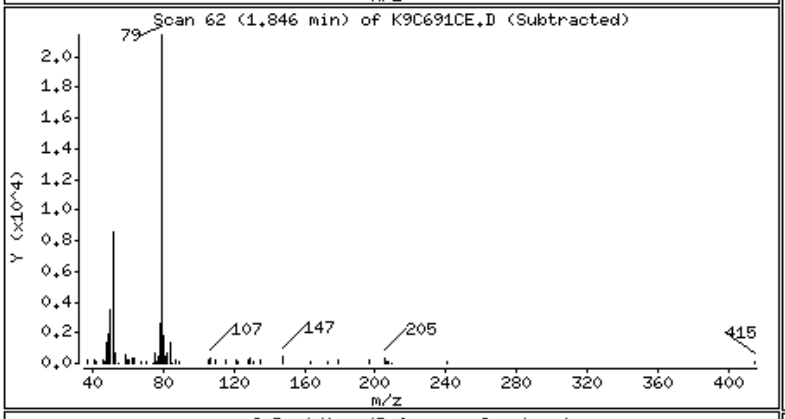
Scan 62 (1.846 min) of K9C691CE.D (Subtracted)
Y (x10^4)
m/z
79
107
147
205
415

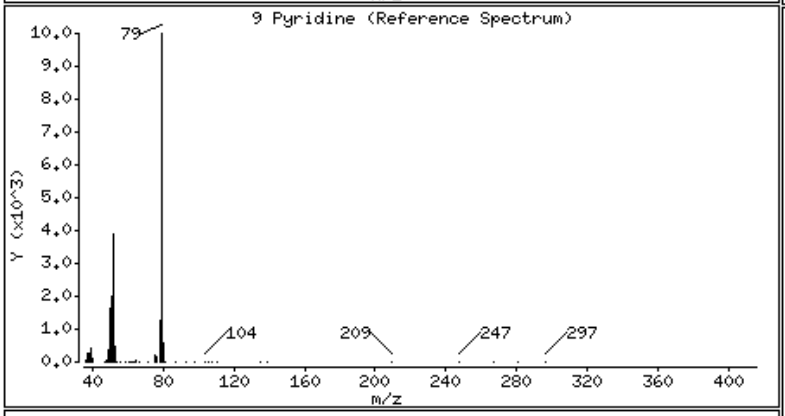
9 Pyridine (Reference Spectrum)
Y (x10^3)
m/z
79
104
209
247
297

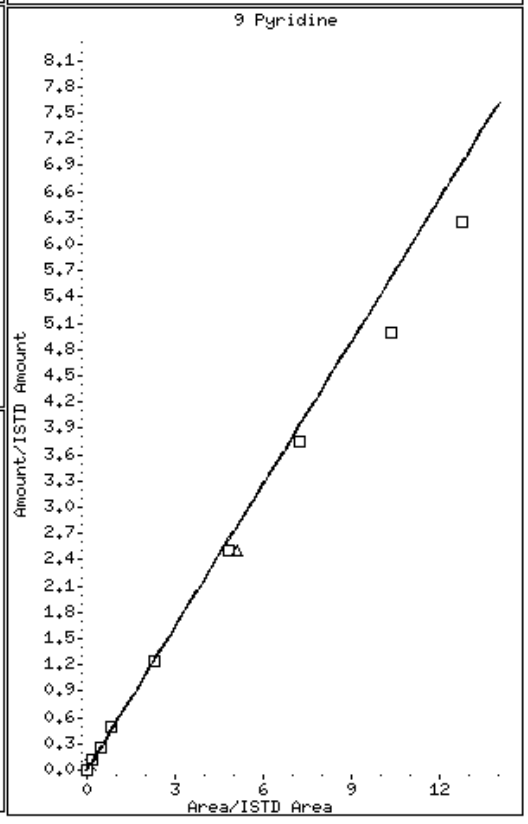
9 Pyridine
Amount/ISTD Amount
Area/ISTD Area

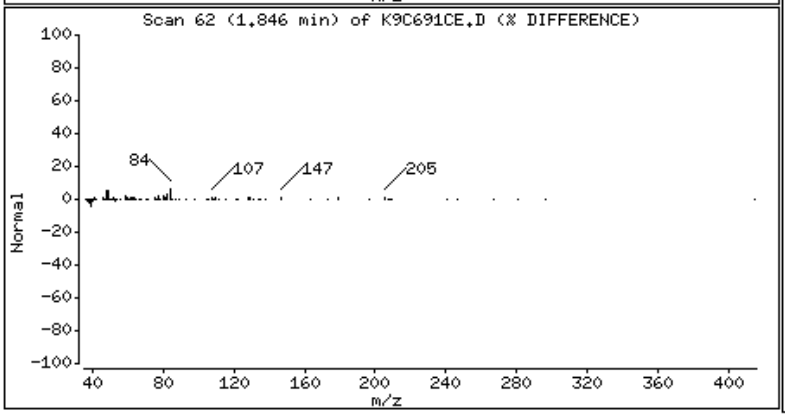
Scan 62 (1.846 min) of K9C691CE.D (% DIFFERENCE)
Normal
m/z
84
107
147
205

Science Applications International Corp

Client Sample ID: SCFww-002-0005-WW

GC/MS Semivolatiles

Lot-Sample #...: A9C310174-003 **Work Order #...:** K9C7F1AC **Matrix.....:** WG
Date Sampled...: 03/27/09 13:00 **Date Received..:** 03/28/09
Prep Date.....: 04/01/09 **Analysis Date..:** 04/08/09
Prep Batch #...: 9091046
Dilution Factor: 1 **Initial Wgt/Vol:** 1020 mL **Final Wgt/Vol..:** 2 mL
Method.....: SW846 8270C

PARAMETER	RESULT	REPORTING LIMIT	UNITS
Benzo(b)fluoranthene	ND	0.20	ug/L
Benzo(k)fluoranthene	ND	0.20	ug/L
Benzoic acid	ND	25	ug/L
Benzo(ghi)perylene	ND	0.20	ug/L
Benzo(a)pyrene	ND	0.20	ug/L
Benzyl alcohol	ND	5.0	ug/L
bis(2-Chloroethoxy) methane	ND	1.0	ug/L
bis(2-Chloroethyl)-ether	ND	1.0	ug/L
Acenaphthene	ND	0.20	ug/L
Acenaphthylene	ND	0.20	ug/L
Anthracene	ND	0.20	ug/L
Benzo(a)anthracene	ND	0.20	ug/L
bis(2-Chloroisopropyl) ether	ND	1.0	ug/L
bis(2-Ethylhexyl) phthalate	ND	1.0	ug/L
4-Bromophenyl phenyl ether	ND	2.0	ug/L
Butyl benzyl phthalate	ND	1.0	ug/L
Carbazole	ND	1.0	ug/L
4-Chloroaniline	ND	2.0	ug/L
4-Chloro-3-methylphenol	ND	2.0	ug/L
2-Chloronaphthalene	ND	1.0	ug/L
2-Chlorophenol	ND	1.0	ug/L
4-Chlorophenyl phenyl ether	ND	2.0	ug/L
Chrysene	ND	0.20	ug/L
Dibenzo(a,h)anthracene	ND	0.20	ug/L
Dibenzofuran	ND	1.0	ug/L
Di-n-butyl phthalate	ND	1.0	ug/L
1,2-Dichlorobenzene	ND	1.0	ug/L
1,3-Dichlorobenzene	ND	1.0	ug/L
1,4-Dichlorobenzene	ND	1.0	ug/L
3,3'-Dichlorobenzidine	ND	5.0	ug/L
2,4-Dichlorophenol	ND	2.0	ug/L
Diethyl phthalate	ND	1.0	ug/L

(Continued on next page)

Science Applications International Corp

Client Sample ID: SCFww-002-0005-WW

GC/MS Semivolatiles

Lot-Sample #...: A9C310174-003 **Work Order #...:** K9C7F1AC **Matrix.....:** WG

PARAMETER	RESULT	REPORTING LIMIT	UNITS
2,4-Dimethylphenol	ND	2.0	ug/L
Dimethyl phthalate	ND	1.0	ug/L
4,6-Dinitro-2-methylphenol	ND	5.0	ug/L
2,4-Dinitrophenol	ND	5.0	ug/L
2,4-Dinitrotoluene	ND	5.0	ug/L
Di-n-octyl phthalate	ND	1.0	ug/L
Fluoranthene	ND	0.20	ug/L
Fluorene	ND	0.20	ug/L
Hexachlorobenzene	ND	0.20	ug/L
Hexachlorobutadiene	ND	1.0	ug/L
Hexachlorocyclopentadiene	ND	10	ug/L
Hexachloroethane	ND	1.0	ug/L
Indeno(1,2,3-cd)pyrene	ND	0.20	ug/L
Isophorone	ND	1.0	ug/L
2-Methylnaphthalene	ND	0.20	ug/L
2-Methylphenol	ND	1.0	ug/L
3-Methylphenol & 4-Methylphenol	ND	2.0	ug/L
Naphthalene	ND	0.20	ug/L
2-Nitroaniline	ND	2.0	ug/L
3-Nitroaniline	ND	2.0	ug/L
4-Nitroaniline	ND	2.0	ug/L
Nitrobenzene	ND	1.0	ug/L
2-Nitrophenol	ND	2.0	ug/L
4-Nitrophenol	ND	5.0	ug/L
N-Nitrosodiphenylamine	ND	1.0	ug/L
N-Nitrosodi-n-propylamine	ND	1.0	ug/L
Pentachlorophenol	ND	5.0	ug/L
Phenanthrene	ND	0.20	ug/L
Phenol	ND	1.0	ug/L
Pyrene	ND	0.20	ug/L
1,2,4-Trichlorobenzene	ND	1.0	ug/L
2,4,5-Trichlorophenol	ND	5.0	ug/L
2,4,6-Trichlorophenol	ND	5.0	ug/L
2,6-Dinitrotoluene	ND	5.0	ug/L

(Continued on next page)

Science Applications International Corp

Client Sample ID: SCFww-002-0005-WW

GC/MS Semivolatiles

Lot-Sample #...: A9C310174-003 **Work Order #...:** K9C7F1AC **Matrix.....:** WG

SURROGATE	PERCENT RECOVERY	RECOVERY LIMITS
Nitrobenzene-d5	83	(50 - 150)
2-Fluorobiphenyl	77	(50 - 150)
Terphenyl-d14	98	(50 - 150)
Phenol-d5	86	(50 - 150)
2-Fluorophenol	80	(50 - 150)
2,4,6-Tribromophenol	96	(50 - 150)

TestAmerica North Canton

Semivolatile REPORT SW-846 Method 8270

Data file : \\cansvr11\dd\chem\MSS\a4hp7.i\90408a.b\K9C7F1AC.D
Lab Smp Id: k9c7f1ac Client Smp ID: SCFww-002-0005-WW
Inj Date : 08-APR-2009 14:48
Operator : 001710 Inst ID: a4hp7.i
Smp Info : k9c7f1ac,90408a.b,8270C-625,1-827042d.sub
Misc Info :
Comment   :
Method   : \\cansvr11\dd\chem\MSS\a4hp7.i\90408a.b\8270C-625.m
Meth Date : 09-Apr-2009 14:54 gruberj Quant Type: ISTD
Cal Date : 01-APR-2009 17:51 Cal File: 7SMH0401.D
Als bottle: 19
Dil Factor: 1.00000
Integrator: HP RTE Compound Sublist: 1-827042d.sub
Target Version: 4.14
Processing Host: CANPMSSV01

Concentration Formula: Amt * DF * Uf * Vt/(Vo * Vi) * CpndVariable

Name	Value	Description
DF	1.000	Dilution Factor
Uf	1.000	ng unit correction factor
Vt	2000.000	Volume of final extract (uL)
Vo	1020.000	Volume of sample extracted (mL)
Vi	0.50000	Volume injected (uL)
Cpnd Variable		Local Compound Variable

	Compounds	QUANT SIG MASS	RT	EXP RT	REL RT	RESPONSE	CONCENTRATIONS ON-COLUMN (NG)	FINAL (ug/L)	
* 1	1,4-Dichlorobenzene-d4	152	3.418	3.418	(1.000)	120088	2.00000		(Q)
* 2	Naphthalene-d8	136	4.306	4.306	(1.000)	500143	2.00000		
* 3	Acenaphthene-d10	164	5.569	5.569	(1.000)	263971	2.00000		
* 4	Phenanthrene-d10	188	6.654	6.649	(1.000)	450358	2.00000		
* 5	Chrysene-d12	240	8.601	8.607	(1.000)	380263	2.00000		
* 6	Perylene-d12	264	9.960	9.965	(1.000)	368210	2.00000		
9	Pyridine	79	Compound Not Detected.						
10	N-Nitrosodimethylamine	74	Compound Not Detected.						
11	Ethyl methacrylate	69	Compound Not Detected.						
12	3-Chloropropionitrile	54	Compound Not Detected.						
13	Malononitrile	66	Compound Not Detected.						
209	Benzaldehyde	77	Compound Not Detected.						
21	Aniline	93	Compound Not Detected.						
22	Phenol	94	Compound Not Detected.						
23	bis(2-Chloroethyl)ether	93	Compound Not Detected.						
24	2-Chlorophenol	128	Compound Not Detected.						
26	1,3-Dichlorobenzene	146	Compound Not Detected.						
27	1,4-Dichlorobenzene	146	Compound Not Detected.						

28	1,2-Dichlorobenzene	146	Compound Not Detected.
29	Benzyl Alcohol	108	Compound Not Detected.

	Compounds	QUANT SIG MASS	RT	EXP RT	REL RT	RESPONSE	CONCENTRATIONS ON-COLUMN (NG)	FINAL (ug/L)
30	2-Methylphenol	108	Compound Not Detected.					
31	bis(2-Chloroisopropyl)ether	45	Compound Not Detected.					
37	Acetophenone	105	Compound Not Detected.					
32	N-Nitroso-di-n-propylamine	70	Compound Not Detected.					
192	4-Methylphenol	108	Compound Not Detected.					
34	Hexachloroethane	117	Compound Not Detected.					
35	Nitrobenzene	77	Compound Not Detected.					
41	Isophorone	82	Compound Not Detected.					
42	2-Nitrophenol	139	Compound Not Detected.					
43	2,4-Dimethylphenol	107	Compound Not Detected.					
44	bis(2-Chloroethoxy)methane	93	Compound Not Detected.					
46	2,4-Toluenediamene	121	Compound Not Detected.					
47	1,3,5-Trichlorobenzene	180	Compound Not Detected.					
48	2,4-Dichlorophenol	162	Compound Not Detected.					
49	Benzoic Acid	122	Compound Not Detected.					
50	1,2,4-Trichlorobenzene	180	Compound Not Detected.					
51	Naphthalene	128	Compound Not Detected.					
52	4-Chloroaniline	127	Compound Not Detected.					
56	Hexachlorobutadiene	225	Compound Not Detected.					
210	Caprolactam	113	Compound Not Detected.					
57	1,2,3-Trichlorobenzene	180	Compound Not Detected.					
59	4-Chloro-3-Methylphenol	107	Compound Not Detected.					
62	2-Methylnaphthalene	142	Compound Not Detected.					
63	1-Methylnaphthalene	142	4.884	4.884	(1.134)	7562	0.05056	0.19826(QM)
64	Hexachlorocyclopentadiene	237	Compound Not Detected.					
66	2,4,6-Trichlorophenol	196	Compound Not Detected.					
67	2,4,5-Trichlorophenol	196	Compound Not Detected.					
211	1,1'-Biphenyl	154	Compound Not Detected.					
68	1,2,3,5-Tetrachlorobenzene	216	Compound Not Detected.					
70	2-Chloronaphthalene	162	Compound Not Detected.					
73	2-Nitroaniline	65	Compound Not Detected.					
74	1,2,3,4-Tetrachlorobenzene	216	Compound Not Detected.					
76	Dimethylphthalate	163	Compound Not Detected.					
78	2,6-Dinitrotoluene	165	Compound Not Detected.					
79	Acenaphthylene	152	Compound Not Detected.					
80	1,2-Dinitrobenzene	168	Compound Not Detected.					
81	3-Nitroaniline	138	Compound Not Detected.					
82	Acenaphthene	153	Compound Not Detected.					
83	2,4-Dinitrophenol	184	Compound Not Detected.					
85	4-Nitrophenol	109	Compound Not Detected.					
86	Dibenzofuran	168	Compound Not Detected.					
87	2,4-Dinitrotoluene	165	Compound Not Detected.					
91	2,3,5,6-Tetrachlorophenol	232	Compound Not Detected.					
93	Diethylphthalate	149	Compound Not Detected.					
94	Fluorene	166	Compound Not Detected.					
95	4-Chlorophenyl-phenylether	204	Compound Not Detected.					
96	4-Nitroaniline	138	Compound Not Detected.					
98	4,6-Dinitro-2-methylphenol	198	Compound Not Detected.					
99	N-Nitrosodiphenylamine	169	Compound Not Detected.					
100	1,2-Diphenylhydrazine	77	Compound Not Detected.					
106	4-Bromophenyl-phenylether	248	Compound Not Detected.					
107	Hexachlorobenzene	284	Compound Not Detected.					

212	Atrazine	200	Compound Not Detected.
111	Pentachlorophenol	266	Compound Not Detected.

	Compounds	QUANT SIG MASS	RT	EXP RT	REL RT	RESPONSE	CONCENTRATIONS ON-COLUMN (NG)	CONCENTRATIONS FINAL (ug/L)
	115 Phenanthrene	178	Compound Not Detected.					
	116 Anthracene	178	Compound Not Detected.					
	119 Carbazole	167	Compound Not Detected.					
	120 Di-n-Butylphthalate	149	Compound Not Detected.					
	123 Fluoranthene	202	Compound Not Detected.					
	124 Benzidine	184	Compound Not Detected.					
	125 Pyrene	202	Compound Not Detected.					
	131 Butylbenzylphthalate	149	Compound Not Detected.					
	133 3,3'-Dimethoxybenzidine	244	Compound Not Detected.					
	135 3,3'-Dichlorobenzidine	252	Compound Not Detected.					
	136 Benzo(a)Anthracene	228	Compound Not Detected.					
	137 Chrysene	228	Compound Not Detected.					
	138 4,4'-Methylene bis(o-chloroan	231	Compound Not Detected.					
	139 bis(2-ethylhexyl)Phthalate	149	8.537	8.548	(0.993)	28736	0.16525	0.64802
	140 Di-n-octylphthalate	149	Compound Not Detected.					
	141 Benzo(b)fluoranthene	252	Compound Not Detected.					
	142 Benzo(k)fluoranthene	252	Compound Not Detected.					
	146 Benzo(a)pyrene	252	Compound Not Detected.					
	149 Indeno(1,2,3-cd)pyrene	276	Compound Not Detected.					
	150 Dibenz(a,h)anthracene	278	Compound Not Detected.					
	151 Benzo(g,h,i)perylene	276	Compound Not Detected.					
	198 1,4-Dioxane	88	Compound Not Detected.					
$	154 Nitrobenzene-d5	82	3.793	3.793	(0.881)	550828	4.15768	16.305
$	155 2-Fluorobiphenyl	172	5.066	5.066	(0.910)	618805	3.86025	15.138
$	156 Terphenyl-d14	244	7.788	7.788	(0.905)	766225	4.91422	19.271
$	157 Phenol-d5	99	3.130	3.135	(0.916)	801474	6.42265	25.187
$	158 2-Fluorophenol	112	2.552	2.557	(0.747)	489890	6.01835	23.601
$	159 2,4,6-Tribromophenol	330	6.141	6.141	(1.103)	99521	7.19330	28.209
$	186 2-Chlorophenol-d4	132	3.263	3.269	(0.955)	486873	7.02518	27.550
$	187 1,2-Dichlorobenzene-d4	152	3.525	3.525	(1.031)	196218	4.12968	16.195
M	195 Cresols, total	100	Compound Not Detected.					
	101 Diphenylamine	169	Compound Not Detected.					

QC Flag Legend

Q - Qualifier signal failed the ratio test.
M - Compound response manually integrated.

TestAmerica North Canton

INTERNAL STANDARD COMPOUNDS
AREA AND RT SUMMARY

Instrument ID: a4hp7.i
Lab File ID: K9C7F1AC.D
Lab Smp Id: k9c7f1ac
Analysis Type: SV
Quant Type: ISTD
Operator: 001710
Method File: \\cansvr11\dd\chem\MSS\a4hp7.i\90408a.b\8270C-625.m
Misc Info:

Calibration Date: 08-APR-2009
Calibration Time: 09:12
Client Smp ID: SCFww-002-0005-WW
Level: LOW
Sample Type: WATER

		AREA LIMIT			
COMPOUND	STANDARD	LOWER	UPPER	SAMPLE	%DIFF
1 1,4-Dichlorobenze	158685	79343	317370	120088	-24.32
2 Naphthalene-d8	644503	322252	1289006	500143	-22.40
3 Acenaphthene-d10	340284	170142	680568	263971	-22.43
4 Phenanthrene-d10	541642	270821	1083284	450358	-16.85
5 Chrysene-d12	453136	226568	906272	380263	-16.08
6 Perylene-d12	432956	216478	865912	368210	-14.95

		RT LIMIT			
COMPOUND	STANDARD	LOWER	UPPER	SAMPLE	%DIFF
1 1,4-Dichlorobenze	3.42	2.92	3.92	3.42	-0.00
2 Naphthalene-d8	4.31	3.81	4.81	4.31	-0.00
3 Acenaphthene-d10	5.57	5.07	6.07	5.57	-0.00
4 Phenanthrene-d10	6.65	6.15	7.15	6.65	0.08
5 Chrysene-d12	8.61	8.11	9.11	8.60	-0.06
6 Perylene-d12	9.97	9.47	10.47	9.96	-0.05

AREA UPPER LIMIT = +100% of internal standard area.
AREA LOWER LIMIT = - 50% of internal standard area.
RT UPPER LIMIT = + 0.50 minutes of internal standard RT.
RT LOWER LIMIT = - 0.50 minutes of internal standard RT.

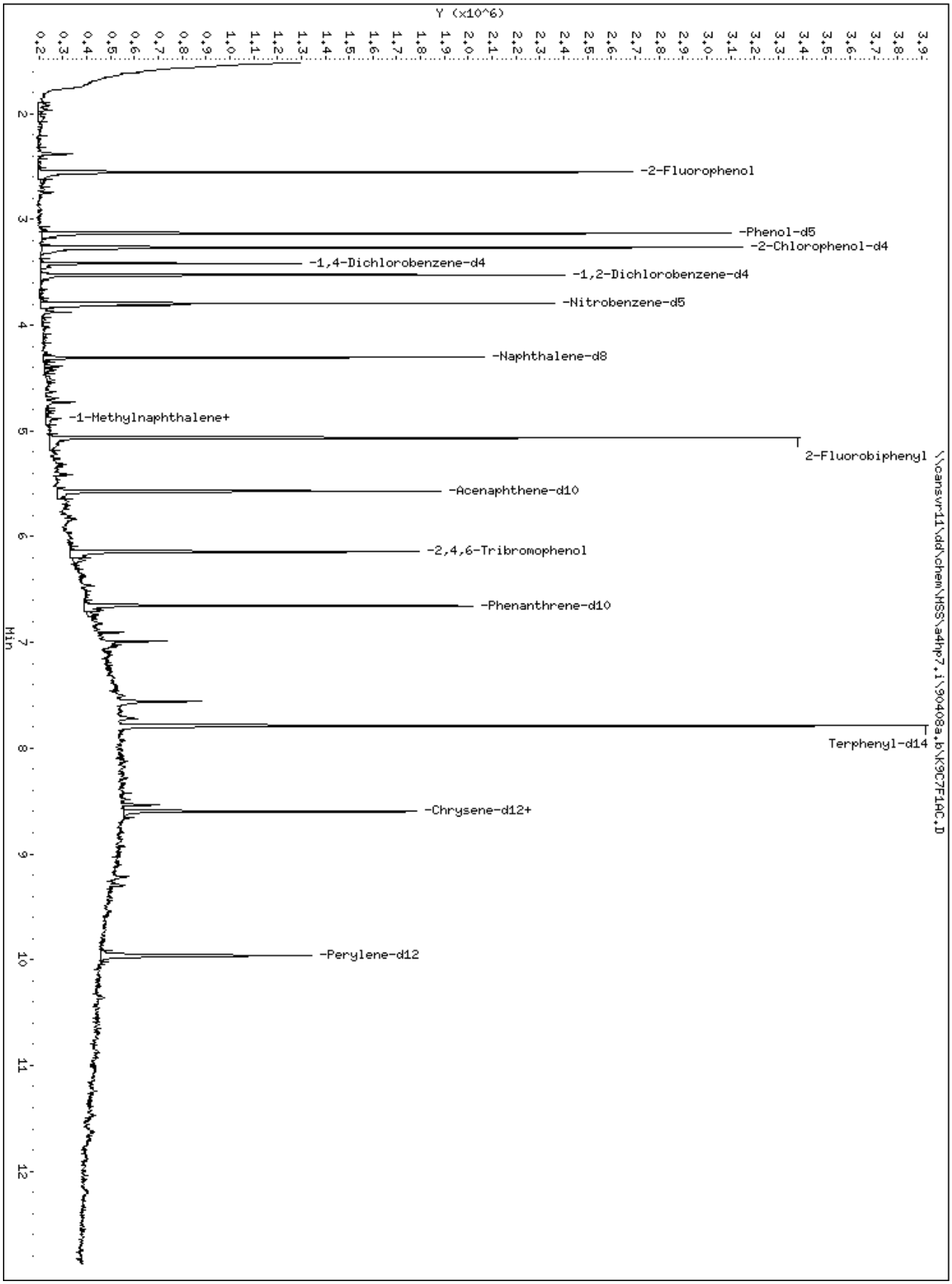
Y (x10^6)
0.2 0.3 0.4 0.5 0.6 0.7 0.8 0.9 1.0 1.1 1.2 1.3 1.4 1.5 1.6 1.7 1.8 1.9 2.0 2.1 2.2 2.3 2.4 2.5 2.6 2.7 2.8 2.9 3.0 3.1 3.2 3.3 3.4 3.5 3.6 3.7 3.8 3.9
Min
2 3 4 5 6 7 8 9 10 11 12
-2-Fluorophenol
-Phenol-d5
-2-Chlorophenol-d4
-1,4-Dichlorobenzene-d4
-1,2-Dichlorobenzene-d4
-Nitrobenzene-d5
-Naphthalene-d8
-1-Methylnaphthalene+
2-Fluorobiphenyl
-Acenaphthene-d10
-2,4,6-Tribromophenol
-Phenanthrene-d10
Terphenyl-d14
-Chrysene-d12+
-Perylene-d12
\\cansvr11\dd\chem\HSS\a4hp7.i\90408a.b\K9C7F10C.D

63 1-Methylnaphthalene

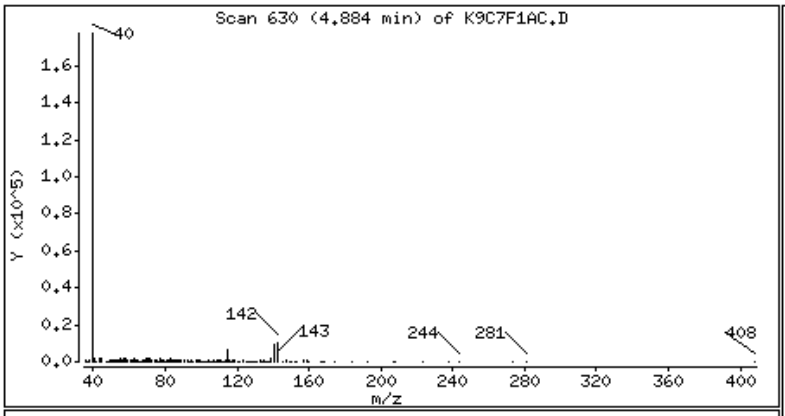

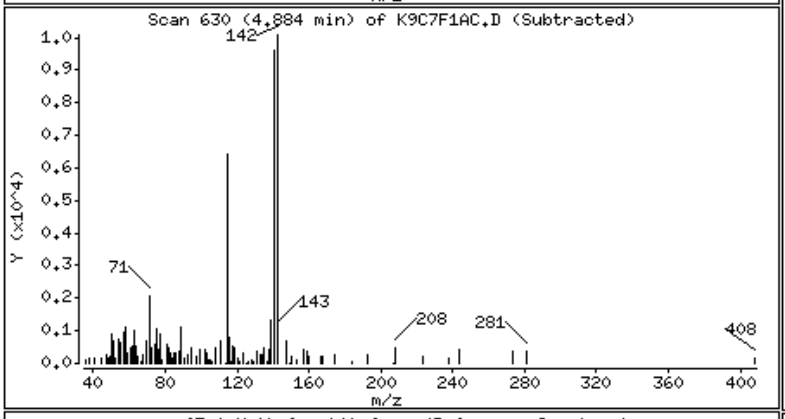

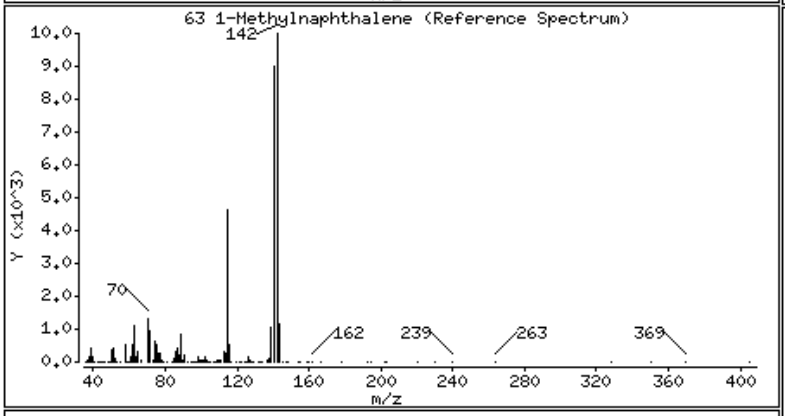

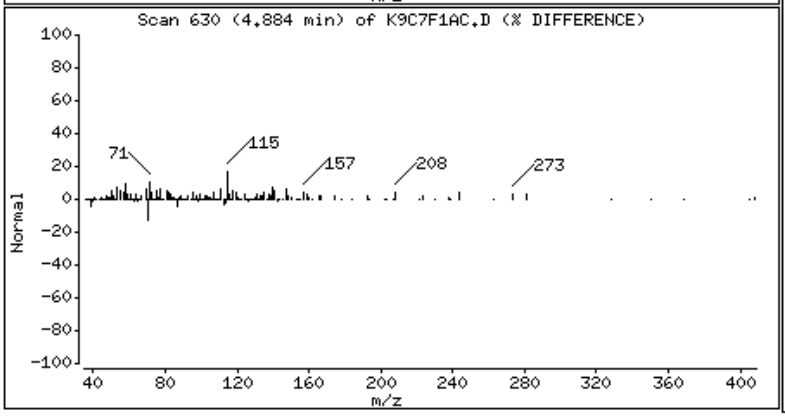

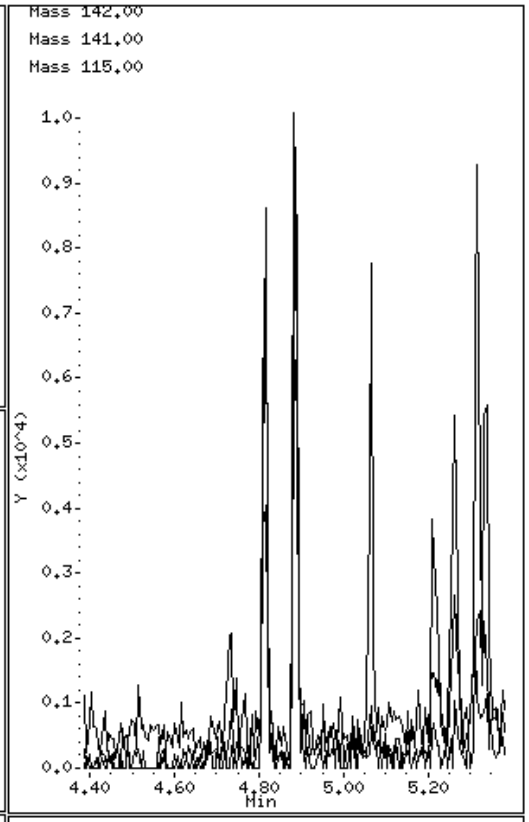

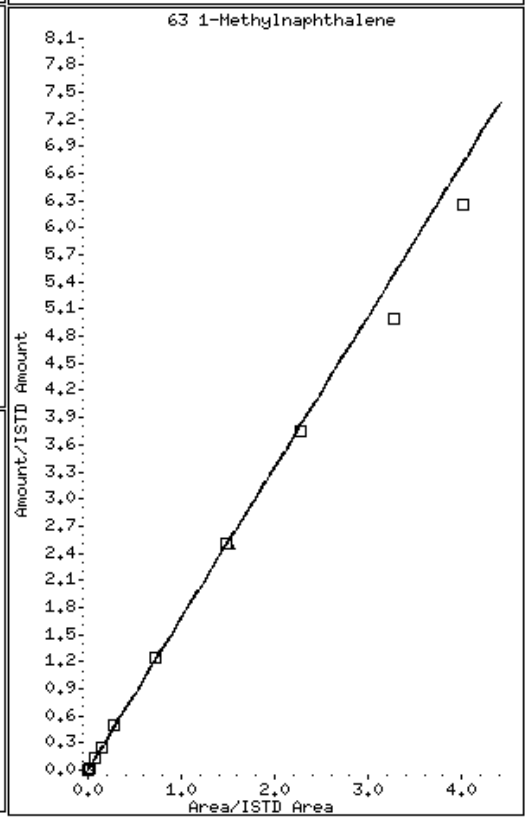

139 bis(2-ethylhexyl)Phthalate

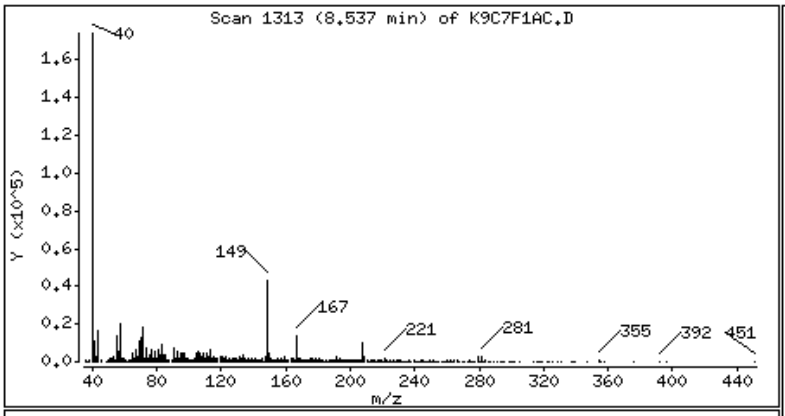

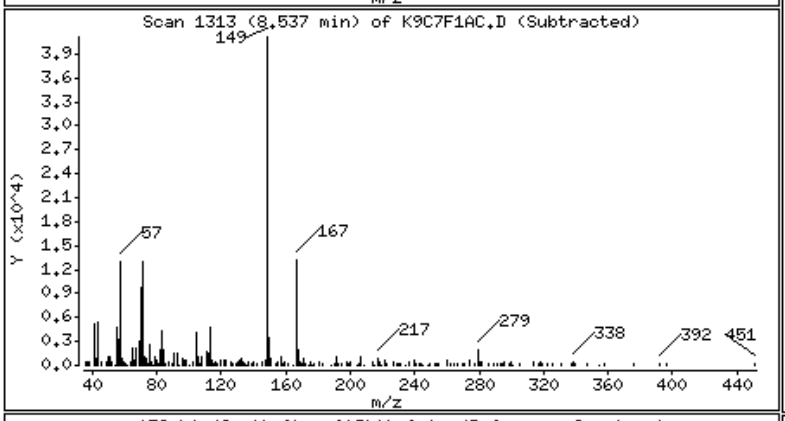

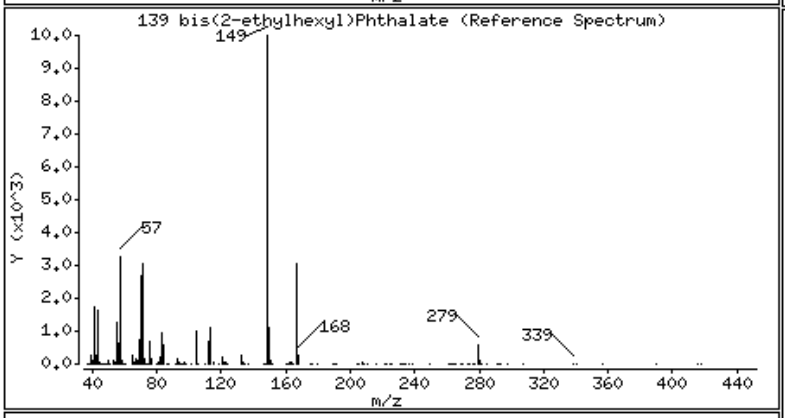

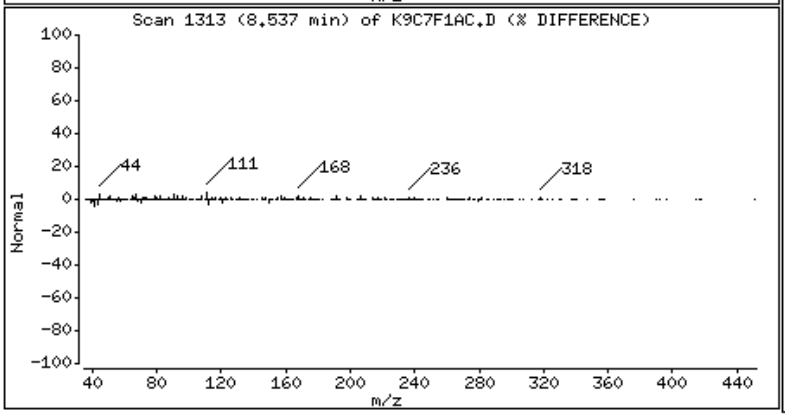

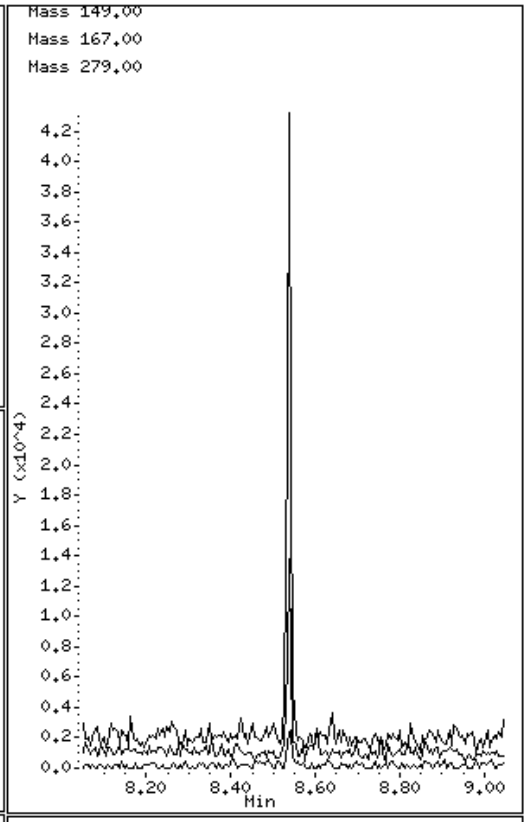

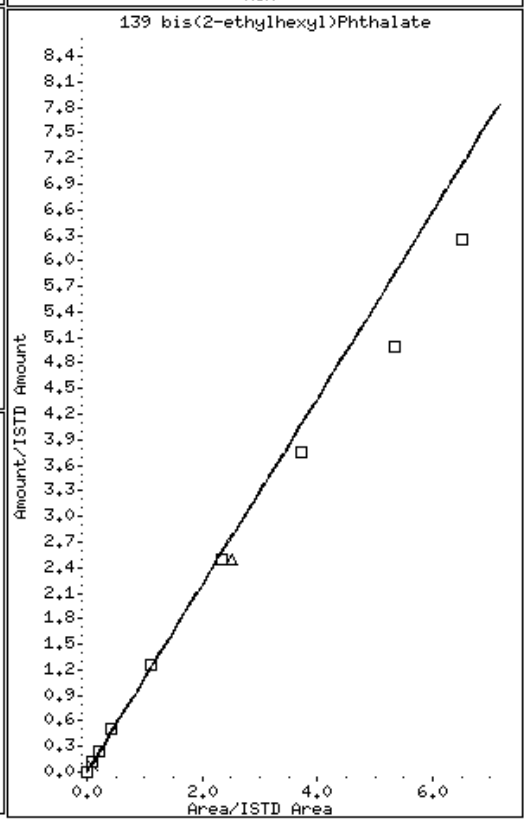

Data File Name: K9C7F1AC.D
Inj. Date and Time: 08-APR-2009 14:48
Instrument ID: a4hp7.i
Client ID: SCFww-002-0005-WW
Compound Name: 1-Methylnaphthalene
CAS #: 90-12-0
Report Date: 04/09/2009

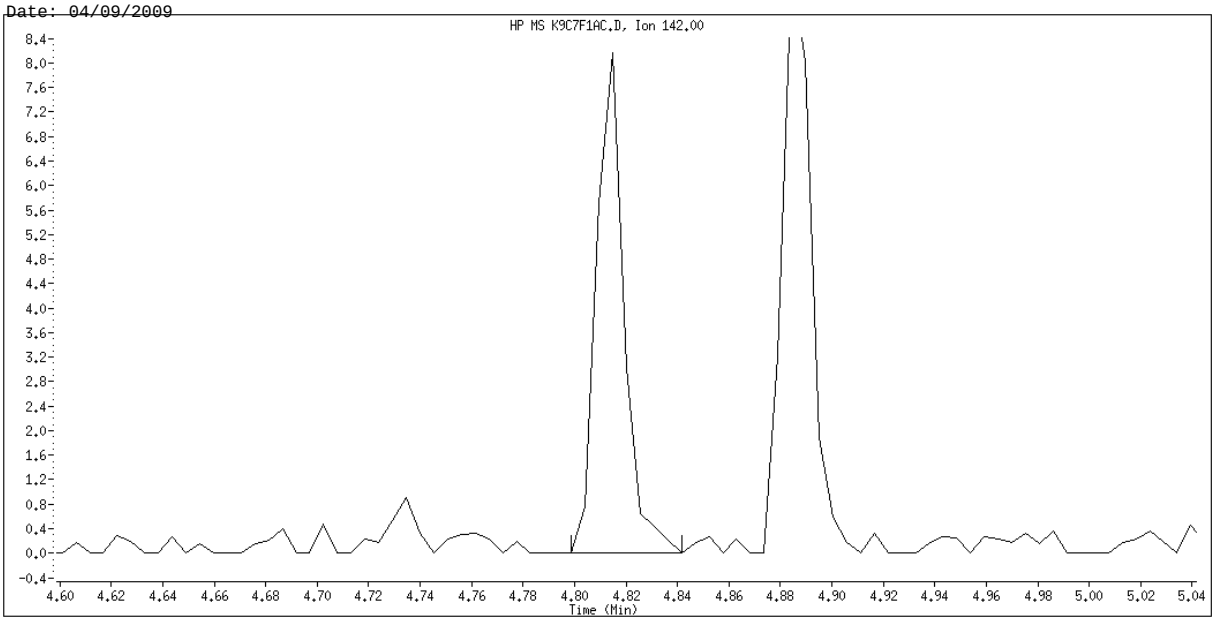

Original Integration

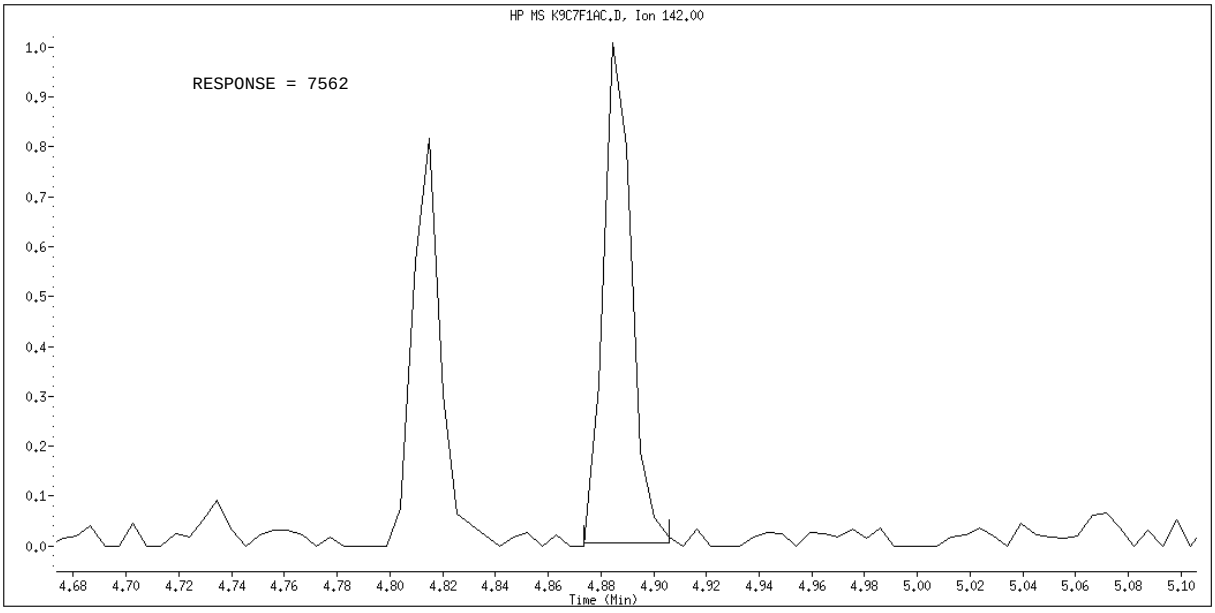

Manual Integration

Manually Integrated By: gruberj
Manual Integration Reason: Peak not found

Science Applications International Corp

Client Sample ID: SCFww-002-0005-WW

TCLP GC/MS Semivolatiles

Lot-Sample #...: A9C310174-003 **Work Order #...:** K9C7F1CE **Matrix.....:** WG
Date Sampled...: 03/27/09 13:00 **Date Received..:** 03/28/09
Leach Date.....: 04/01/09 **Prep Date.....:** 04/02/09 **Analysis Date..:** 04/07/09
Leach Batch #..: P909110 **Prep Batch #...:** 9092037
Dilution Factor: 1 **Initial Wgt/Vol:** 250 mL **Final Wgt/Vol..:** 2 mL
Method.....: SW846 8270C

PARAMETER	RESULT	REPORTING LIMIT	UNITS
o-Cresol	ND	0.0040	mg/L
m-Cresol & p-Cresol	ND	0.040	mg/L
1,4-Dichlorobenzene	ND	0.0040	mg/L
2,4-Dinitrotoluene	ND	0.020	mg/L
Hexachlorobenzene	ND	0.020	mg/L
Hexachlorobutadiene	ND	0.020	mg/L
Hexachloroethane	ND	0.020	mg/L
Nitrobenzene	ND	0.0040	mg/L
Pentachlorophenol	ND	0.040	mg/L
Pyridine	ND	0.020	mg/L
2,4,5-Trichloro-phenol	ND	0.020	mg/L
2,4,6-Trichloro-phenol	ND	0.020	mg/L

SURROGATE	PERCENT RECOVERY	RECOVERY LIMITS
Nitrobenzene-d5	65	(27 - 110)
2-Fluorobiphenyl	58	(20 - 110)
Terphenyl-d14	90	(44 - 110)
Phenol-d5	41	(10 - 110)
2-Fluorophenol	22	(10 - 110)
2,4,6-Tribromophenol	63	(28 - 110)

NOTE(S):

Analysis performed in accordance with USEPA Toxicity Characteristic Leaching Procedure Method 1311

TestAmerica North Canton

Semivolatile REPORT SW-846 Method 8270

Data file : \\cansvr11\dd\chem\MSS\a4hp7.i\90407a.b\K9C7F1CE.D
Lab Smp Id: k9c7f1ce Client Smp ID: SCFww-002-0005-WW
Inj Date : 07-APR-2009 17:45
Operator : 001710 Inst ID: a4hp7.i
Smp Info : k9c7f1ce,90407a.b,8270C-625,8-tclp.sub
Misc Info :
Comment   :
Method   : \\cansvr11\dd\chem\MSS\a4hp7.i\90407a.b\8270C-625.m
Meth Date : 08-Apr-2009 12:42 gruberj Quant Type: ISTD
Cal Date : 01-APR-2009 17:51 Cal File: 7SMH0401.D
Als bottle: 91
Dil Factor: 1.00000
Integrator: HP RTE Compound Sublist: 8-tclp.sub
Target Version: 4.14
Processing Host: CANPMSSV01

Concentration Formula: Amt * DF * Uf * Vt/(Vo * Vi) * .001 * CpndVariable

Name	Value	Description
DF	1.000	Dilution Factor
Uf	1.000	ng unit correction factor
Vt	2000.000	Volume of final extract (uL)
Vo	250.000	Volume of sample extracted (mL)
Vi	0.50000	Volume injected (uL)
Cpnd Variable		Local Compound Variable

	Compounds	QUANT SIG MASS	RT	EXP RT	REL RT	RESPONSE	CONCENTRATIONS ON-COLUMN (NG)	FINAL (mg/L)	
*	1 1,4-Dichlorobenzene-d4	152	3.424	3.424	(1.000)	177466	2.00000		(Q)
*	2 Naphthalene-d8	136	4.312	4.312	(1.000)	706646	2.00000		
*	3 Acenaphthene-d10	164	5.574	5.574	(1.000)	360334	2.00000		
*	4 Phenanthrene-d10	188	6.654	6.654	(1.000)	617995	2.00000		
*	5 Chrysene-d12	240	8.596	8.596	(1.000)	520307	2.00000		
*	6 Perylene-d12	264	9.960	9.954	(1.000)	501044	2.00000		
	9 Pyridine	79	Compound Not Detected.						
	27 1,4-Dichlorobenzene	146	Compound Not Detected.						
M	195 Cresols, total	100	Compound Not Detected.						
	30 2-Methylphenol	108	Compound Not Detected.						
	192 4-Methylphenol	108	Compound Not Detected.						
	193 3-Methylphenol	108	Compound Not Detected.						
	34 Hexachloroethane	117	Compound Not Detected.						
	35 Nitrobenzene	77	Compound Not Detected.						
	56 Hexachlorobutadiene	225	Compound Not Detected.						
	66 2,4,6-Trichlorophenol	196	Compound Not Detected.						
	67 2,4,5-Trichlorophenol	196	Compound Not Detected.						
	87 2,4-Dinitrotoluene	165	Compound Not Detected.						

107	Hexachlorobenzene	284	Compound Not Detected.
111	Pentachlorophenol	266	Compound Not Detected.

Compounds	QUANT SIG MASS	RT	EXP RT	REL RT	RESPONSE	CONCENTRATIONS ON-COLUMN (NG)	FINAL (mg/L)
$ 154 Nitrobenzene-d5	82	3.798	3.798	(0.881)	606416	3.23965	0.051834
$ 155 2-Fluorobiphenyl	172	5.066	5.071	(0.909)	634124	2.89792	0.046367
$ 156 Terphenyl-d14	244	7.794	7.794	(0.907)	965198	4.52417	0.072387
$ 157 Phenol-d5	99	3.130	3.135	(0.914)	568841	3.08461	0.049354
$ 158 2-Fluorophenol	112	2.557	2.563	(0.747)	197286	1.64006	0.026241
$ 159 2,4,6-Tribromophenol	330	6.146	6.146	(1.103)	88895	4.70698	0.075312
$ 186 2-Chlorophenol-d4	132	3.269	3.269	(0.955)	358957	3.50485	0.056078
$ 187 1,2-Dichlorobenzene-d4	152	3.531	3.531	(1.031)	200368	2.85358	0.045657(Q)

QC Flag Legend

Q - Qualifier signal failed the ratio test.

TestAmerica North Canton

INTERNAL STANDARD COMPOUNDS
AREA AND RT SUMMARY

Instrument ID: a4hp7.i
Lab File ID: K9C7F1CE.D
Lab Smp Id: k9c7f1ce
Analysis Type: SV
Quant Type: ISTD
Operator: 001710
Method File: \\cansvr11\dd\chem\MSS\a4hp7.i\90407a.b\8270C-625.m
Misc Info:

Calibration Date: 07-APR-2009
Calibration Time: 09:18
Client Smp ID: SCFww-002-0005-WW
Level: MED
Sample Type: WATER

		AREA LIMIT			
COMPOUND	STANDARD	LOWER	UPPER	SAMPLE	%DIFF
1 1,4-Dichlorobenze	157181	78591	314362	177466	12.91
2 Naphthalene-d8	660718	330359	1321436	706646	6.95
3 Acenaphthene-d10	345944	172972	691888	360334	4.16
4 Phenanthrene-d10	563199	281600	1126398	617995	9.73
5 Chrysene-d12	465162	232581	930324	520307	11.86
6 Perylene-d12	429707	214854	859414	501044	16.60

		RT LIMIT			
COMPOUND	STANDARD	LOWER	UPPER	SAMPLE	%DIFF
1 1,4-Dichlorobenze	3.42	2.92	3.92	3.42	-0.00
2 Naphthalene-d8	4.31	3.81	4.81	4.31	-0.00
3 Acenaphthene-d10	5.57	5.07	6.07	5.57	-0.00
4 Phenanthrene-d10	6.65	6.15	7.15	6.65	-0.00
5 Chrysene-d12	8.60	8.10	9.10	8.60	-0.00
6 Perylene-d12	9.95	9.45	10.45	9.96	0.05

AREA UPPER LIMIT = +100% of internal standard area.
AREA LOWER LIMIT = - 50% of internal standard area.
RT UPPER LIMIT = + 0.50 minutes of internal standard RT.
RT LOWER LIMIT = - 0.50 minutes of internal standard RT.

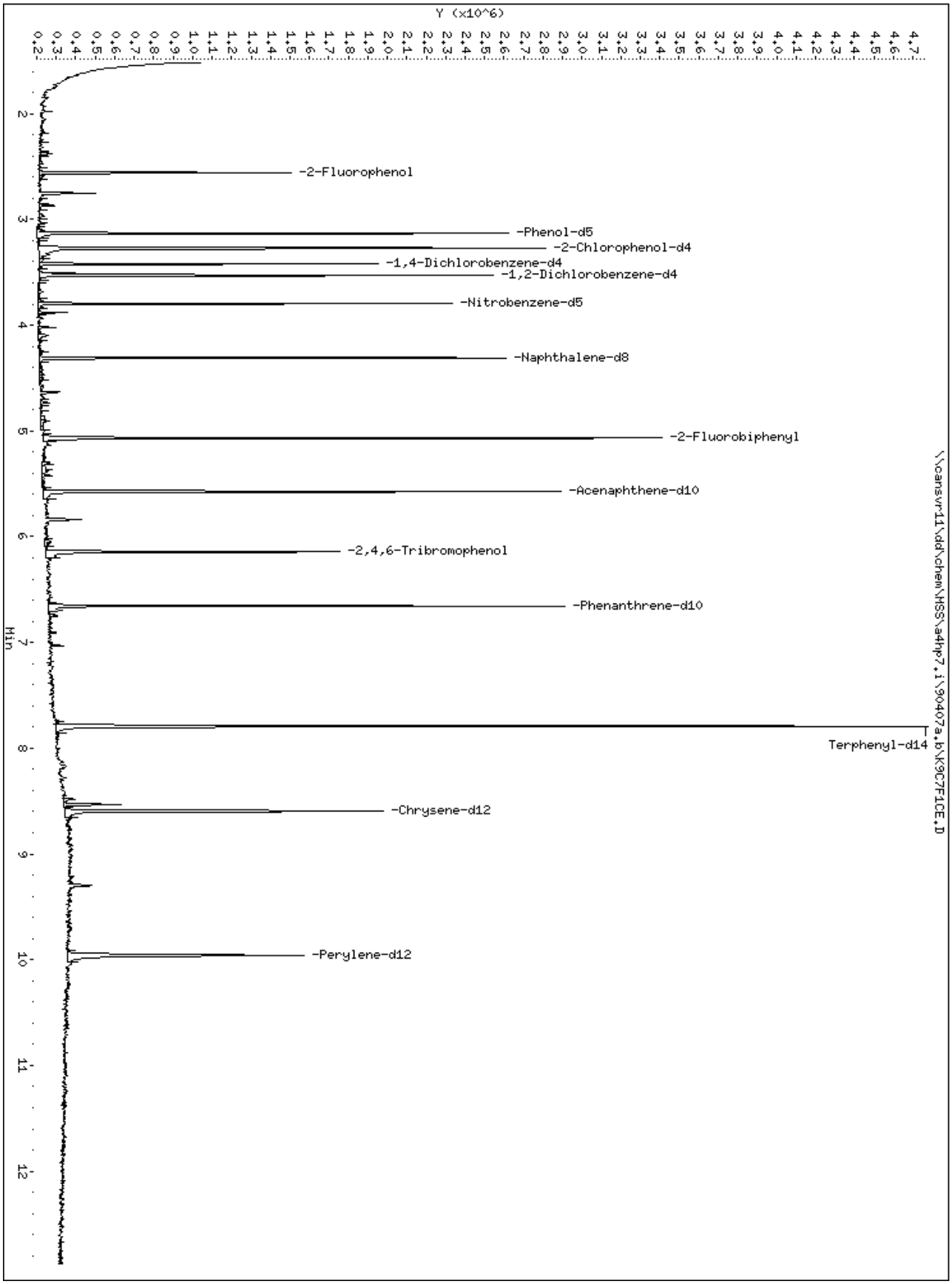
Y (x10^6)
-2-Fluorophenol
-Phenol-d5
-2-Chlorophenol-d4
-1,4-Dichlorobenzene-d4
-1,2-Dichlorobenzene-d4
-Nitrobenzene-d5
-Naphthalene-d8
-2-Fluorobiphenyl
-Acenaphthene-d10
-2,4,6-Tribromophenol
-Phenanthrene-d10
Terphenyl-d14
-Chrysene-d12
-Perylene-d12
Min
\\cansvr11\dd\chem\HSS\a4hp7.i\90407a.b\K9C7F1CE.D

Science Applications International Corp

Client Sample ID: SCFww-003-0006-WW

GC/MS Semivolatiles

Lot-Sample #...: A9C310174-004 **Work Order #...:** K9C7J1AC **Matrix.....:** WG
Date Sampled...: 03/27/09 19:20 **Date Received..:** 03/28/09
Prep Date.....: 04/01/09 **Analysis Date..:** 04/08/09
Prep Batch #...: 9091046
Dilution Factor: 1 **Initial Wgt/Vol:** 1010 mL **Final Wgt/Vol..:** 2 mL
Method.....: SW846 8270C

PARAMETER	RESULT	REPORTING LIMIT	UNITS
Benzo(b)fluoranthene	ND	0.20	ug/L
Benzo(k)fluoranthene	ND	0.20	ug/L
Benzoic acid	ND	25	ug/L
Benzo(ghi)perylene	ND	0.20	ug/L
Benzo(a)pyrene	ND	0.20	ug/L
Benzyl alcohol	ND	5.0	ug/L
bis(2-Chloroethoxy) methane	ND	1.0	ug/L
bis(2-Chloroethyl)-ether	ND	1.0	ug/L
Acenaphthene	ND	0.20	ug/L
Acenaphthylene	ND	0.20	ug/L
Anthracene	ND	0.20	ug/L
Benzo(a)anthracene	ND	0.20	ug/L
bis(2-Chloroisopropyl) ether	ND	1.0	ug/L
bis(2-Ethylhexyl) phthalate	**1.7**	**1.0**	**ug/L**
4-Bromophenyl phenyl ether	ND	2.0	ug/L
Butyl benzyl phthalate	ND	1.0	ug/L
Carbazole	ND	1.0	ug/L
4-Chloroaniline	ND	2.0	ug/L
4-Chloro-3-methylphenol	ND	2.0	ug/L
2-Chloronaphthalene	ND	1.0	ug/L
2-Chlorophenol	ND	1.0	ug/L
4-Chlorophenyl phenyl ether	ND	2.0	ug/L
Chrysene	ND	0.20	ug/L
Dibenzo(a,h)anthracene	ND	0.20	ug/L
Dibenzofuran	ND	1.0	ug/L
Di-n-butyl phthalate	ND	1.0	ug/L
1,2-Dichlorobenzene	ND	1.0	ug/L
1,3-Dichlorobenzene	ND	1.0	ug/L
1,4-Dichlorobenzene	ND	1.0	ug/L
3,3'-Dichlorobenzidine	ND	5.0	ug/L
2,4-Dichlorophenol	ND	2.0	ug/L
Diethyl phthalate	ND	1.0	ug/L

(Continued on next page)

Science Applications International Corp

Client Sample ID: SCFww-003-0006-WW

GC/MS Semivolatiles

Lot-Sample #...: A9C310174-004 **Work Order #...:** K9C7J1AC **Matrix.....:** WG

PARAMETER	RESULT	REPORTING LIMIT	UNITS
2,4-Dimethylphenol	ND	2.0	ug/L
Dimethyl phthalate	ND	1.0	ug/L
4,6-Dinitro-2-methylphenol	ND	5.0	ug/L
2,4-Dinitrophenol	ND	5.0	ug/L
2,4-Dinitrotoluene	ND	5.0	ug/L
Di-n-octyl phthalate	ND	1.0	ug/L
Fluoranthene	ND	0.20	ug/L
Fluorene	ND	0.20	ug/L
Hexachlorobenzene	ND	0.20	ug/L
Hexachlorobutadiene	ND	1.0	ug/L
Hexachlorocyclopenta-diene	ND	10	ug/L
Hexachloroethane	ND	1.0	ug/L
Indeno(1,2,3-cd)pyrene	ND	0.20	ug/L
Isophorone	ND	1.0	ug/L
2-Methylnaphthalene	**0.43**	**0.20**	**ug/L**
2-Methylphenol	ND	1.0	ug/L
3-Methylphenol & 4-Methylphenol	ND	2.0	ug/L
Naphthalene	**0.27**	**0.20**	**ug/L**
2-Nitroaniline	ND	2.0	ug/L
3-Nitroaniline	ND	2.0	ug/L
4-Nitroaniline	ND	2.0	ug/L
Nitrobenzene	ND	1.0	ug/L
2-Nitrophenol	ND	2.0	ug/L
4-Nitrophenol	ND	5.0	ug/L
N-Nitrosodiphenylamine	ND	1.0	ug/L
N-Nitrosodi-n-propyl-amine	ND	1.0	ug/L
Pentachlorophenol	ND	5.0	ug/L
Phenanthrene	ND	0.20	ug/L
Phenol	ND	1.0	ug/L
Pyrene	ND	0.20	ug/L
1,2,4-Trichloro-benzene	ND	1.0	ug/L
2,4,5-Trichloro-phenol	ND	5.0	ug/L
2,4,6-Trichloro-phenol	ND	5.0	ug/L
2,6-Dinitrotoluene	ND	5.0	ug/L

(Continued on next page)

Science Applications International Corp

Client Sample ID: SCFww-003-0006-WW

GC/MS Semivolatiles

Lot-Sample #...: A9C310174-004 **Work Order #...:** K9C7J1AC **Matrix.....:** WG

SURROGATE	PERCENT RECOVERY	RECOVERY LIMITS
Nitrobenzene-d5	90	(50 - 150)
2-Fluorobiphenyl	86	(50 - 150)
Terphenyl-d14	115	(50 - 150)
Phenol-d5	97	(50 - 150)
2-Fluorophenol	97	(50 - 150)
2,4,6-Tribromophenol	104	(50 - 150)

TestAmerica North Canton

Semivolatile REPORT SW-846 Method 8270

Data file : \\cansvr11\dd\chem\MSS\a4hp7.i\90408a.b\K9C7J1AC.D
Lab Smp Id: k9c7j1ac Client Smp ID: SCFww-003-0006-WW
Inj Date : 08-APR-2009 15:07
Operator : 001710 Inst ID: a4hp7.i
Smp Info : k9c7j1ac,90408a.b,8270C-625,1-827042d.sub
Misc Info :
Comment   :
Method   : \\cansvr11\dd\chem\MSS\a4hp7.i\90408a.b\8270C-625.m
Meth Date : 09-Apr-2009 14:54 gruberj Quant Type: ISTD
Cal Date : 01-APR-2009 17:51 Cal File: 7SMH0401.D
Als bottle: 20
Dil Factor: 1.00000
Integrator: HP RTE Compound Sublist: 1-827042d.sub
Target Version: 4.14
Processing Host: CANPMSSV01

Concentration Formula: Amt * DF * Uf * Vt/(Vo * Vi) * CpndVariable

Name	Value	Description
DF	1.000	Dilution Factor
Uf	1.000	ng unit correction factor
Vt	2000.000	Volume of final extract (uL)
Vo	1010.000	Volume of sample extracted (mL)
Vi	0.50000	Volume injected (uL)
Cpnd Variable		Local Compound Variable

	Compounds	QUANT SIG MASS	RT	EXP RT	REL RT	RESPONSE	CONCENTRATIONS ON-COLUMN (NG)	FINAL (ug/L)	
* 1	1,4-Dichlorobenzene-d4	152	3.418	3.418	(1.000)	139919	2.00000		(Q)
* 2	Naphthalene-d8	136	4.306	4.306	(1.000)	610766	2.00000		
* 3	Acenaphthene-d10	164	5.568	5.569	(1.000)	298722	2.00000		
* 4	Phenanthrene-d10	188	6.654	6.649	(1.000)	516122	2.00000		
* 5	Chrysene-d12	240	8.601	8.607	(1.000)	418918	2.00000		
* 6	Perylene-d12	264	9.965	9.965	(1.000)	405981	2.00000		
9	Pyridine	79	Compound Not Detected.						
10	N-Nitrosodimethylamine	74	Compound Not Detected.						
11	Ethyl methacrylate	69	Compound Not Detected.						
12	3-Chloropropionitrile	54	Compound Not Detected.						
13	Malononitrile	66	Compound Not Detected.						
209	Benzaldehyde	77	Compound Not Detected.						
21	Aniline	93	Compound Not Detected.						
22	Phenol	94	Compound Not Detected.						
23	bis(2-Chloroethyl)ether	93	Compound Not Detected.						
24	2-Chlorophenol	128	Compound Not Detected.						
26	1,3-Dichlorobenzene	146	Compound Not Detected.						
27	1,4-Dichlorobenzene	146	Compound Not Detected.						

28	1,2-Dichlorobenzene	146	Compound Not Detected.
29	Benzyl Alcohol	108	Compound Not Detected.

	Compounds	QUANT SIG MASS	RT	EXP RT	REL RT	RESPONSE	CONCENTRATIONS ON-COLUMN (NG)	CONCENTRATIONS FINAL (ug/L)
30	2-Methylphenol	108	Compound Not Detected.					
31	bis(2-Chloroisopropyl)ether	45	Compound Not Detected.					
37	Acetophenone	105	Compound Not Detected.					
32	N-Nitroso-di-n-propylamine	70	Compound Not Detected.					
192	4-Methylphenol	108	Compound Not Detected.					
34	Hexachloroethane	117	Compound Not Detected.					
35	Nitrobenzene	77	Compound Not Detected.					
41	Isophorone	82	Compound Not Detected.					
42	2-Nitrophenol	139	Compound Not Detected.					
43	2,4-Dimethylphenol	107	Compound Not Detected.					
44	bis(2-Chloroethoxy)methane	93	Compound Not Detected.					
46	2,4-Toluenediamene	121	Compound Not Detected.					
47	1,3,5-Trichlorobenzene	180	Compound Not Detected.					
48	2,4-Dichlorophenol	162	Compound Not Detected.					
49	Benzoic Acid	122	Compound Not Detected.					
50	1,2,4-Trichlorobenzene	180	Compound Not Detected.					
51	Naphthalene	128	4.322	4.322	(1.004)	20504	0.06887	0.27277
52	4-Chloroaniline	127	Compound Not Detected.					
56	Hexachlorobutadiene	225	Compound Not Detected.					
210	Caprolactam	113	Compound Not Detected.					
57	1,2,3-Trichlorobenzene	180	Compound Not Detected.					
59	4-Chloro-3-Methylphenol	107	Compound Not Detected.					
62	2-Methylnaphthalene	142	4.814	4.814	(1.118)	17463	0.10857	0.43000
63	1-Methylnaphthalene	142	4.884	4.884	(1.134)	18775	0.10279	0.40707
64	Hexachlorocyclopentadiene	237	Compound Not Detected.					
66	2,4,6-Trichlorophenol	196	Compound Not Detected.					
67	2,4,5-Trichlorophenol	196	Compound Not Detected.					
211	1,1'-Biphenyl	154	Compound Not Detected.					
68	1,2,3,5-Tetrachlorobenzene	216	Compound Not Detected.					
70	2-Chloronaphthalene	162	Compound Not Detected.					
73	2-Nitroaniline	65	Compound Not Detected.					
74	1,2,3,4-Tetrachlorobenzene	216	Compound Not Detected.					
76	Dimethylphthalate	163	Compound Not Detected.					
78	2,6-Dinitrotoluene	165	Compound Not Detected.					
79	Acenaphthylene	152	Compound Not Detected.					
80	1,2-Dinitrobenzene	168	Compound Not Detected.					
81	3-Nitroaniline	138	Compound Not Detected.					
82	Acenaphthene	153	Compound Not Detected.					
83	2,4-Dinitrophenol	184	Compound Not Detected.					
85	4-Nitrophenol	109	Compound Not Detected.					
86	Dibenzofuran	168	Compound Not Detected.					
87	2,4-Dinitrotoluene	165	Compound Not Detected.					
91	2,3,5,6-Tetrachlorophenol	232	Compound Not Detected.					
93	Diethylphthalate	149	Compound Not Detected.					
94	Fluorene	166	Compound Not Detected.					
95	4-Chlorophenyl-phenylether	204	Compound Not Detected.					
96	4-Nitroaniline	138	Compound Not Detected.					
98	4,6-Dinitro-2-methylphenol	198	Compound Not Detected.					
99	N-Nitrosodiphenylamine	169	Compound Not Detected.					
100	1,2-Diphenylhydrazine	77	Compound Not Detected.					
106	4-Bromophenyl-phenylether	248	Compound Not Detected.					
107	Hexachlorobenzene	284	Compound Not Detected.					

212	Atrazine	200	Compound Not Detected.
111	Pentachlorophenol	266	Compound Not Detected.

	Compounds	QUANT SIG MASS	RT	EXP RT	REL RT	RESPONSE	CONCENTRATIONS ON-COLUMN (NG)	CONCENTRATIONS FINAL (ug/L)
115	Phenanthrene	178	Compound Not Detected.					
116	Anthracene	178	Compound Not Detected.					
119	Carbazole	167	Compound Not Detected.					
120	Di-n-Butylphthalate	149	Compound Not Detected.					
123	Fluoranthene	202	Compound Not Detected.					
124	Benzidine	184	Compound Not Detected.					
125	Pyrene	202	Compound Not Detected.					
131	Butylbenzylphthalate	149	Compound Not Detected.					
133	3,3'-Dimethoxybenzidine	244	Compound Not Detected.					
135	3,3'-Dichlorobenzidine	252	Compound Not Detected.					
136	Benzo(a)Anthracene	228	Compound Not Detected.					
137	Chrysene	228	Compound Not Detected.					
138	4,4'-Methylene bis(o-chloroan	231	Compound Not Detected.					
139	bis(2-ethylhexyl)Phthalate	149	8.542	8.548	(0.993)	83324	0.43494	1.7225
140	Di-n-octylphthalate	149	Compound Not Detected.					
141	Benzo(b)fluoranthene	252	Compound Not Detected.					
142	Benzo(k)fluoranthene	252	Compound Not Detected.					
146	Benzo(a)pyrene	252	Compound Not Detected.					
149	Indeno(1,2,3-cd)pyrene	276	Compound Not Detected.					
150	Dibenz(a,h)anthracene	278	Compound Not Detected.					
151	Benzo(g,h,i)perylene	276	Compound Not Detected.					
198	1,4-Dioxane	88	Compound Not Detected.					
$ 154	Nitrobenzene-d5	82	3.793	3.793	(0.881)	726859	4.49267	17.793
$ 155	2-Fluorobiphenyl	172	5.066	5.066	(0.910)	784311	4.32353	17.123
$ 156	Terphenyl-d14	244	7.793	7.788	(0.906)	988638	5.75560	22.794
$ 157	Phenol-d5	99	3.129	3.135	(0.916)	1059945	7.29006	28.872
$ 158	2-Fluorophenol	112	2.552	2.557	(0.747)	686815	7.24172	28.680
$ 159	2,4,6-Tribromophenol	330	6.141	6.141	(1.103)	121564	7.76440	30.750
$ 186	2-Chlorophenol-d4	132	3.263	3.269	(0.955)	649214	8.03994	31.841
$ 187	1,2-Dichlorobenzene-d4	152	3.525	3.525	(1.031)	258265	4.66515	18.476
M 195	Cresols, total	100	Compound Not Detected.					
101	Diphenylamine	169	Compound Not Detected.					

QC Flag Legend

Q - Qualifier signal failed the ratio test.

TestAmerica North Canton

INTERNAL STANDARD COMPOUNDS
AREA AND RT SUMMARY

Instrument ID: a4hp7.i
Lab File ID: K9C7J1AC.D
Lab Smp Id: k9c7j1ac
Analysis Type: SV
Quant Type: ISTD
Operator: 001710
Method File: \\cansvr11\dd\chem\MSS\a4hp7.i\90408a.b\8270C-625.m
Misc Info:

Calibration Date: 08-APR-2009
Calibration Time: 09:12
Client Smp ID: SCFww-003-0006-WW
Level: LOW
Sample Type: WATER

		AREA LIMIT			
COMPOUND	STANDARD	LOWER	UPPER	SAMPLE	%DIFF
1 1,4-Dichlorobenze	158685	79343	317370	139919	-11.83
2 Naphthalene-d8	644503	322252	1289006	610766	-5.23
3 Acenaphthene-d10	340284	170142	680568	298722	-12.21
4 Phenanthrene-d10	541642	270821	1083284	516122	-4.71
5 Chrysene-d12	453136	226568	906272	418918	-7.55
6 Perylene-d12	432956	216478	865912	405981	-6.23

		RT LIMIT			
COMPOUND	STANDARD	LOWER	UPPER	SAMPLE	%DIFF
1 1,4-Dichlorobenze	3.42	2.92	3.92	3.42	-0.00
2 Naphthalene-d8	4.31	3.81	4.81	4.31	-0.00
3 Acenaphthene-d10	5.57	5.07	6.07	5.57	-0.00
4 Phenanthrene-d10	6.65	6.15	7.15	6.65	0.08
5 Chrysene-d12	8.61	8.11	9.11	8.60	-0.06
6 Perylene-d12	9.97	9.47	10.47	9.97	-0.00

AREA UPPER LIMIT = +100% of internal standard area.
AREA LOWER LIMIT = - 50% of internal standard area.
RT UPPER LIMIT = + 0.50 minutes of internal standard RT.
RT LOWER LIMIT = - 0.50 minutes of internal standard RT.


Y (x10^6)
Min
2-Fluorophenol
Phenol-d5
-1,4-Dichlorobenzene-d4
2-Chlorophenol-d4
-1,2-Dichlorobenzene-d4
-Nitrobenzene-d5
-Naphthalene-d8+
-2-Methylnaphthalene+
2-Fluorobiphenyl
-Acenaphthene-d10
-2,4,6-Tribromophenol
-Phenanthrene-d10
Terphenyl-d14
-Chrysene-d12+
-Perylene-d12
\\cansvr11\dd\chem\HSS\a4hp7.i\90408a.b\K9C7J10C.D

51 Naphthalene

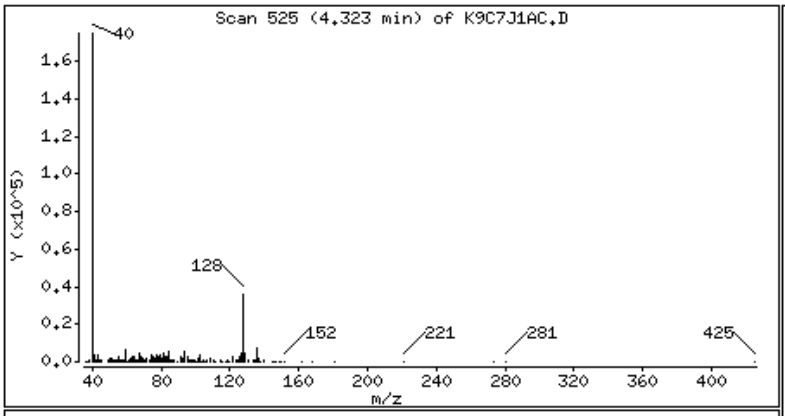

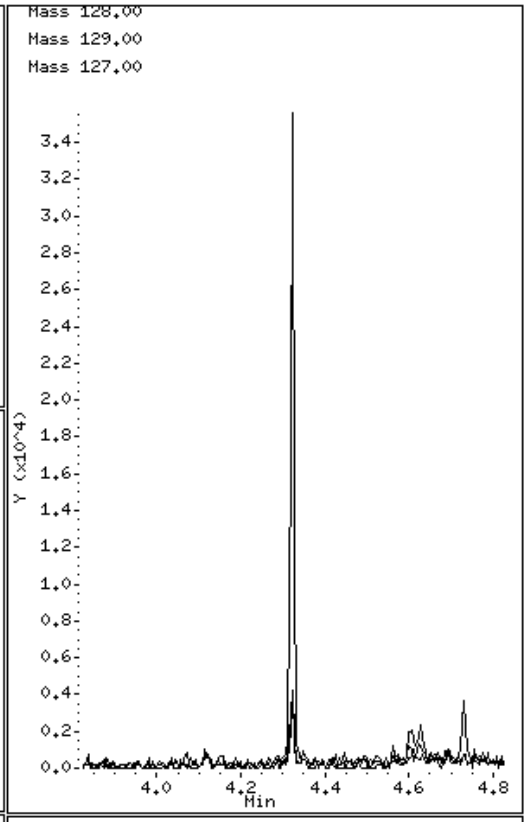

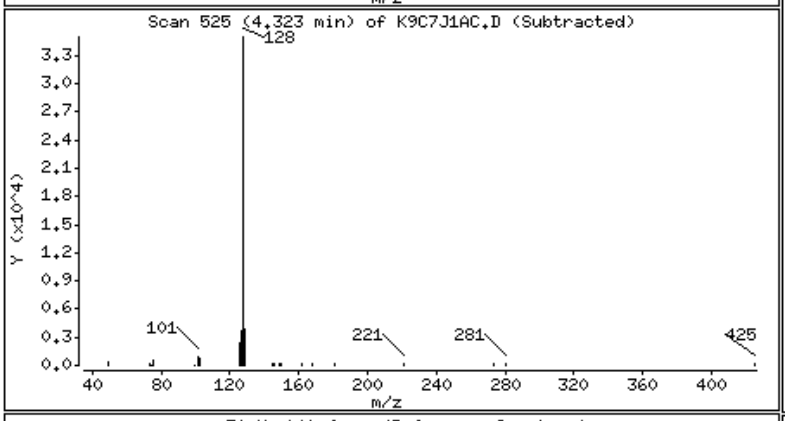

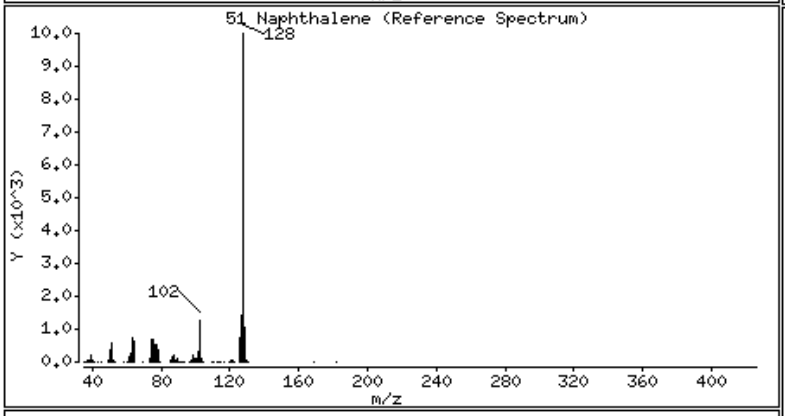

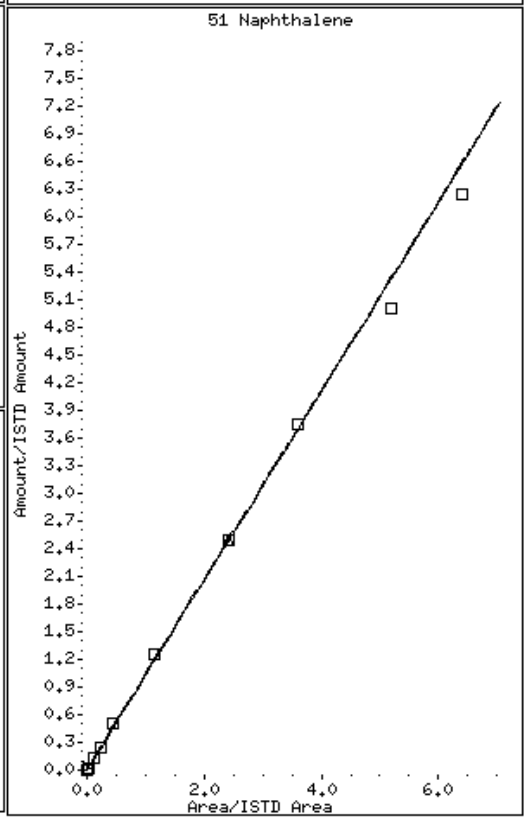

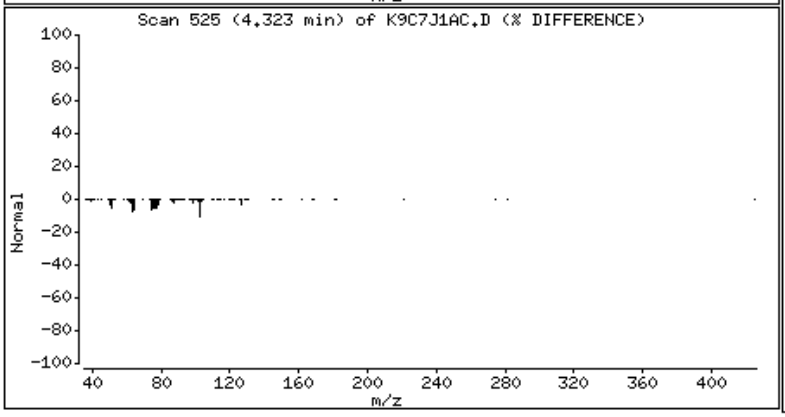

62 2-Methylnaphthalene

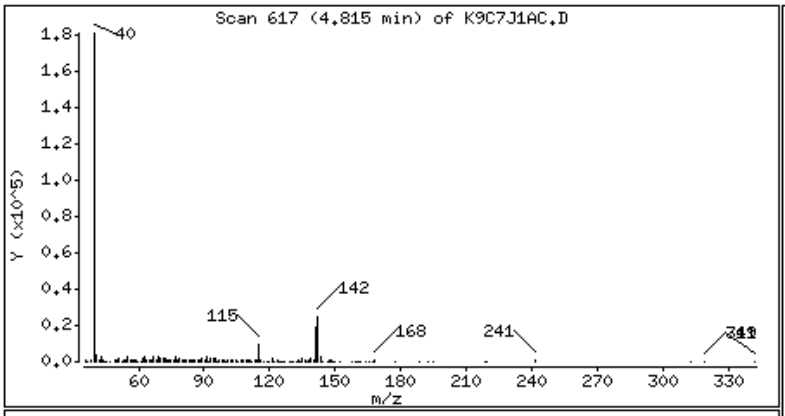

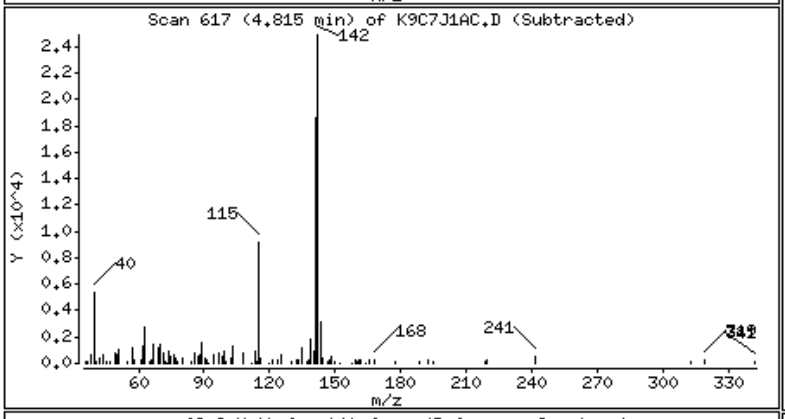

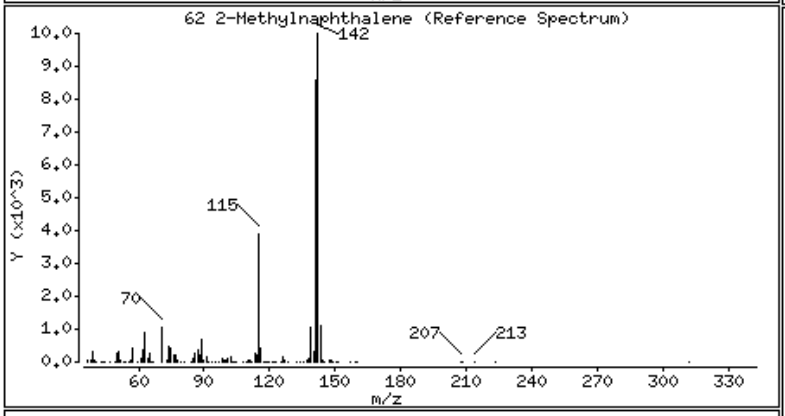

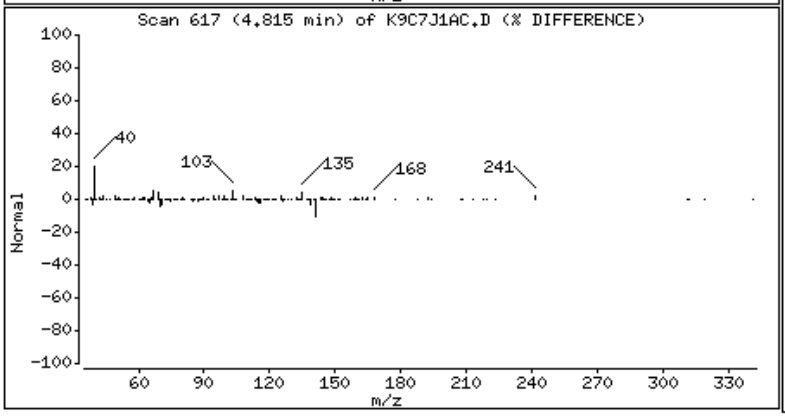

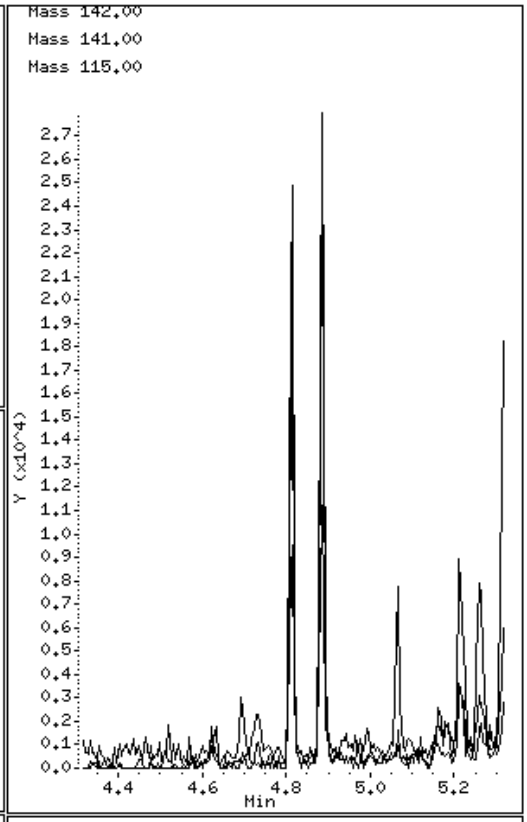

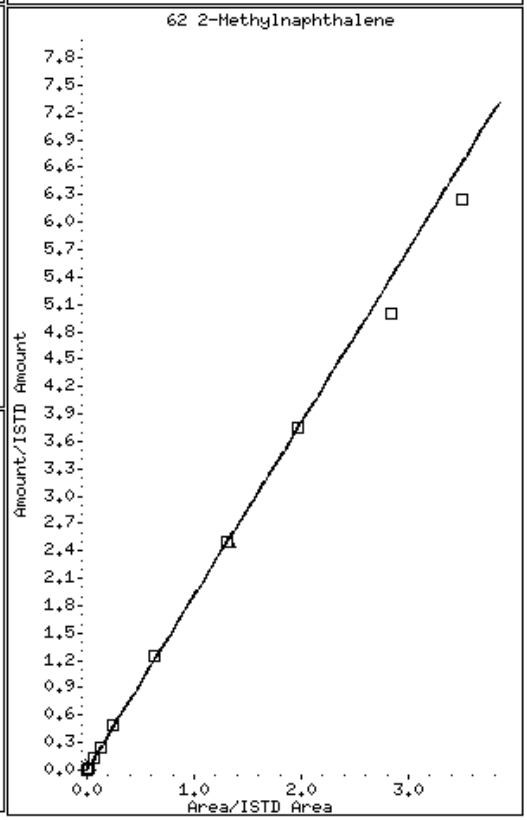

63 1-Methylnaphthalene

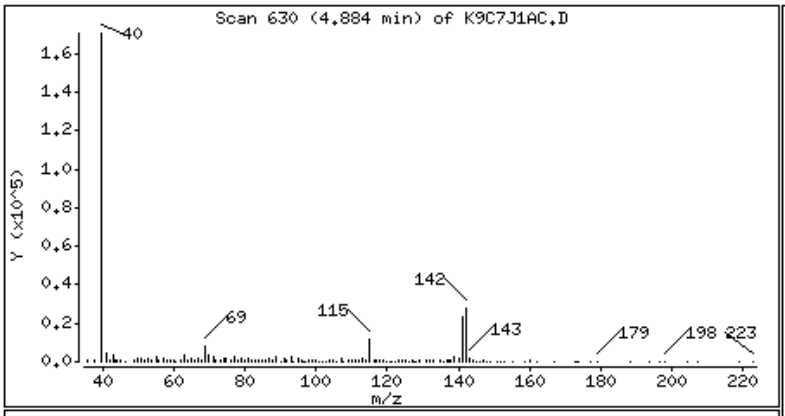

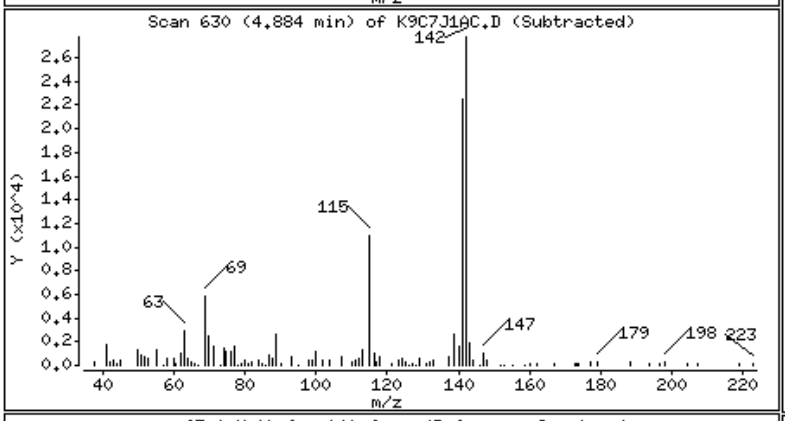

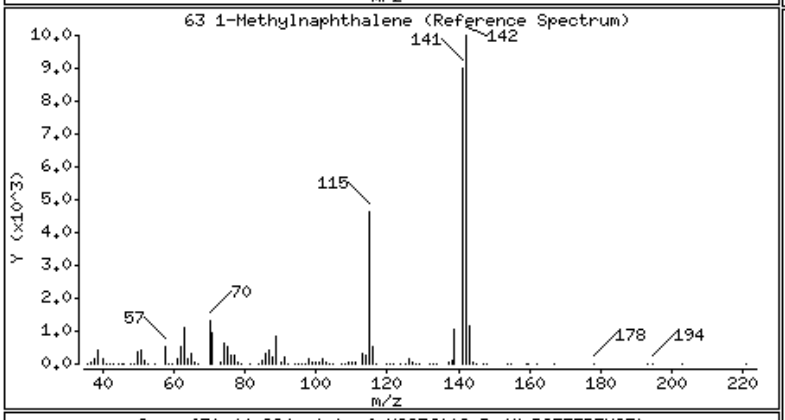

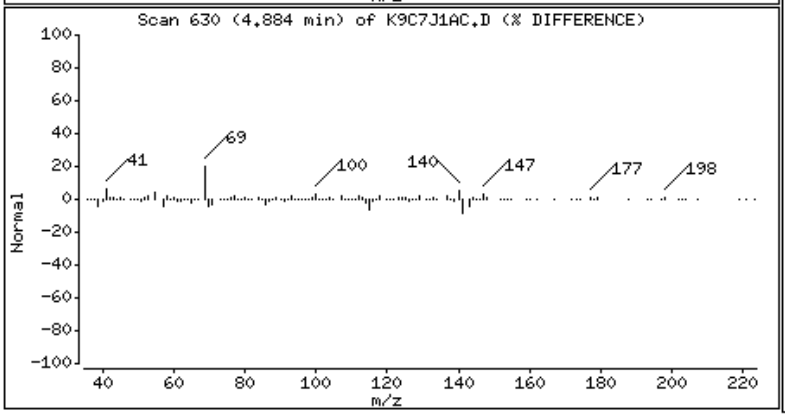

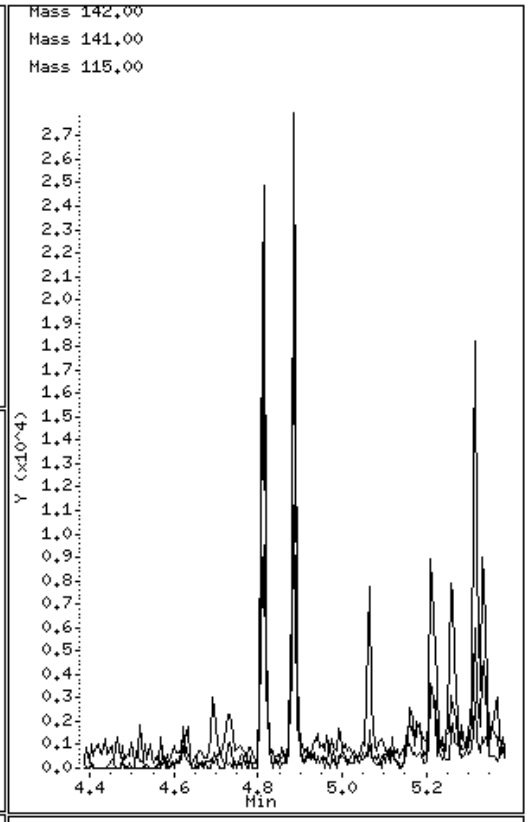

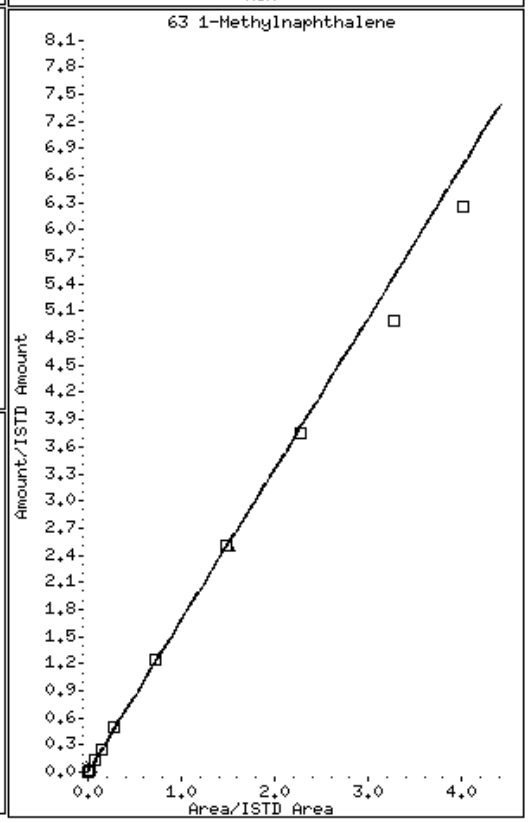

139 bis(2-ethylhexyl)Phthalate

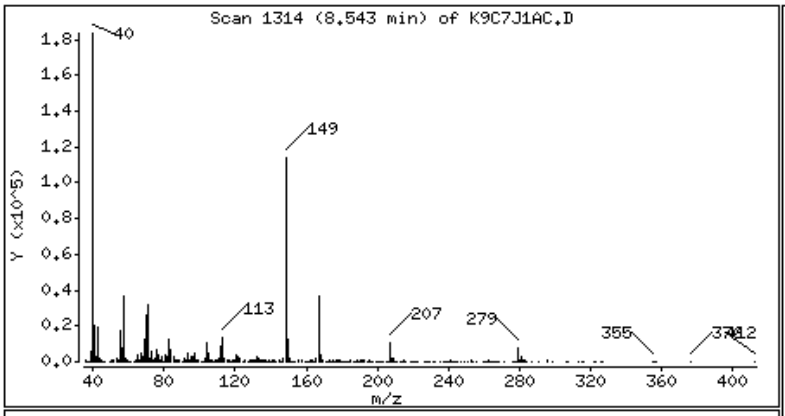

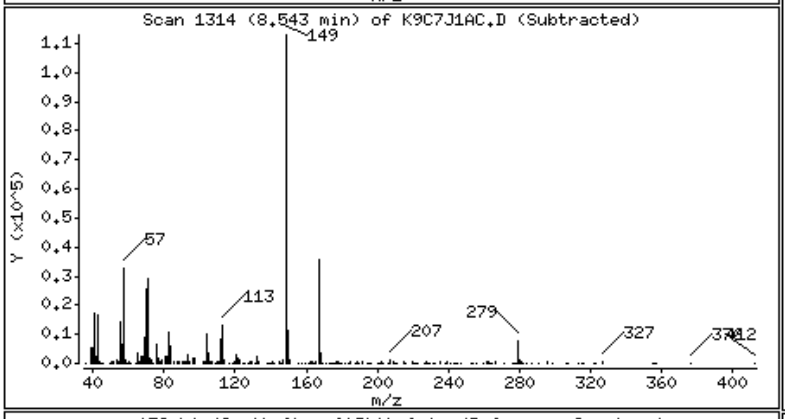

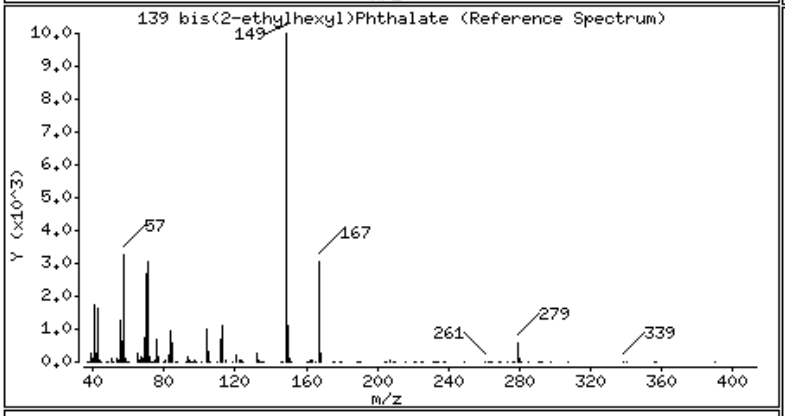

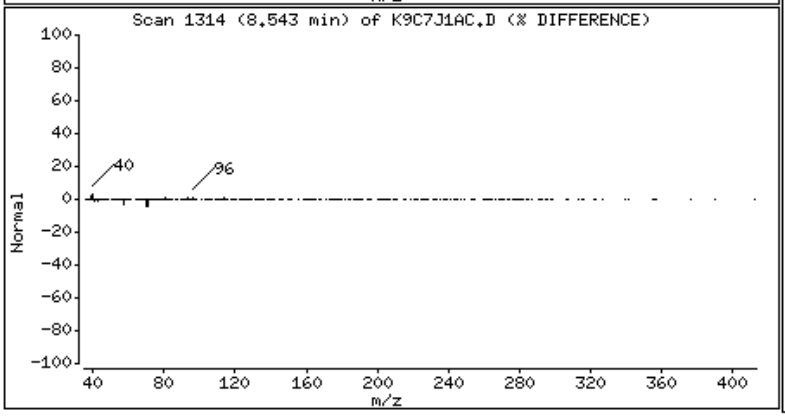

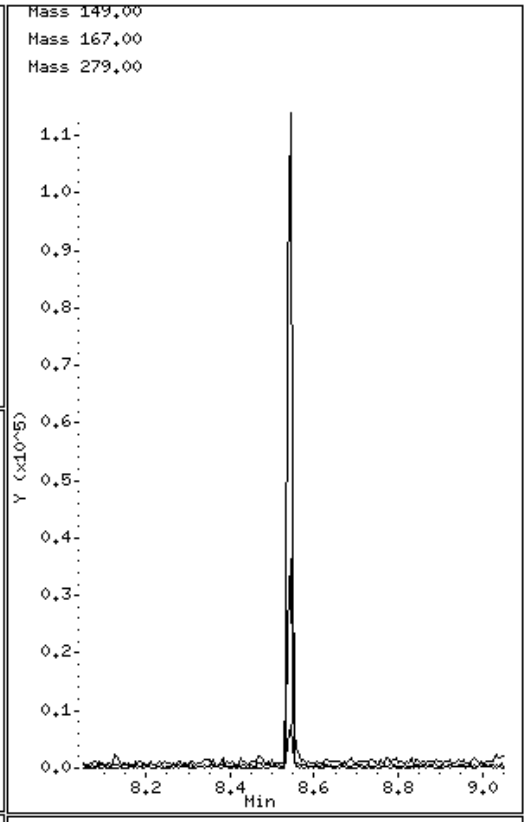

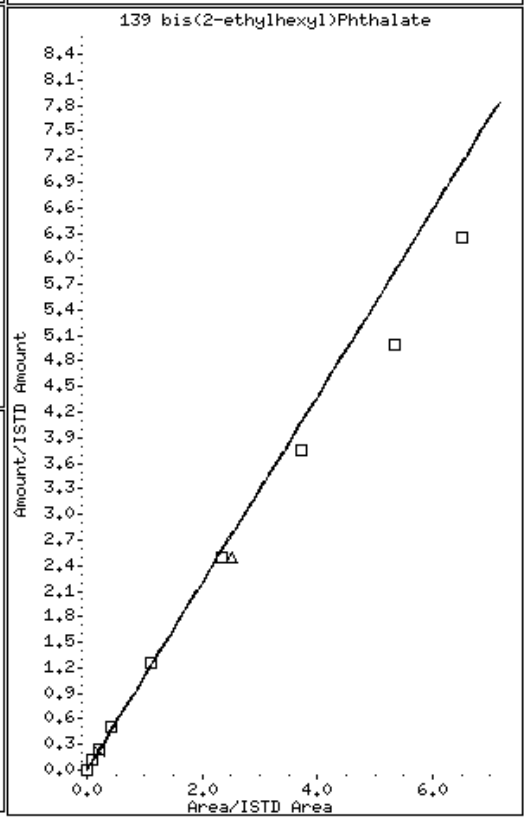

Science Applications International Corp

Client Sample ID: SCFww-003-0006-WW

TCLP GC/MS Semivolatiles

Lot-Sample #...: A9C310174-004 **Work Order #...:** K9C7J1CE **Matrix.....:** WG
Date Sampled...: 03/27/09 19:20 **Date Received..:** 03/28/09
Leach Date.....: 04/01/09 **Prep Date.....:** 04/02/09 **Analysis Date..:** 04/07/09
Leach Batch #..: P909110 **Prep Batch #...:** 9092037
Dilution Factor: 1 **Initial Wgt/Vol:** 250 mL **Final Wgt/Vol..:** 2 mL
Method.....: SW846 8270C

PARAMETER	RESULT	REPORTING LIMIT	UNITS
o-Cresol	ND	0.0040	mg/L
m-Cresol & p-Cresol	ND	0.040	mg/L
1,4-Dichlorobenzene	ND	0.0040	mg/L
2,4-Dinitrotoluene	ND	0.020	mg/L
Hexachlorobenzene	ND	0.020	mg/L
Hexachlorobutadiene	ND	0.020	mg/L
Hexachloroethane	ND	0.020	mg/L
Nitrobenzene	ND	0.0040	mg/L
Pentachlorophenol	ND	0.040	mg/L
Pyridine	ND	0.020	mg/L
2,4,5-Trichloro-phenol	ND	0.020	mg/L
2,4,6-Trichloro-phenol	ND	0.020	mg/L

SURROGATE	PERCENT RECOVERY	RECOVERY LIMITS
Nitrobenzene-d5	61	(27 - 110)
2-Fluorobiphenyl	57	(20 - 110)
Terphenyl-d14	91	(44 - 110)
Phenol-d5	44	(10 - 110)
2-Fluorophenol	25	(10 - 110)
2,4,6-Tribromophenol	59	(28 - 110)

NOTE(S):

Analysis performed in accordance with USEPA Toxicity Characteristic Leaching Procedure Method 1311

TestAmerica North Canton

Semivolatile REPORT SW-846 Method 8270

Data file : \\cansvr11\dd\chem\MSS\a4hp7.i\90407a.b\K9C7J1CE.D
Lab Smp Id: k9c7j1ce Client Smp ID: SCFww-003-0006-WW
Inj Date : 07-APR-2009 18:05
Operator : 001710 Inst ID: a4hp7.i
Smp Info : k9c7j1ce,90407a.b,8270C-625,8-tclp.sub
Misc Info :
Comment   :
Method   : \\cansvr11\dd\chem\MSS\a4hp7.i\90407a.b\8270C-625.m
Meth Date : 08-Apr-2009 12:42 gruberj Quant Type: ISTD
Cal Date : 01-APR-2009 17:51 Cal File: 7SMH0401.D
Als bottle: 92
Dil Factor: 1.00000
Integrator: HP RTE Compound Sublist: 8-tclp.sub
Target Version: 4.14
Processing Host: CANPMSSV01

Concentration Formula: Amt * DF * Uf * Vt/(Vo * Vi) * .001 * CpndVariable

Name	Value	Description
DF	1.000	Dilution Factor
Uf	1.000	ng unit correction factor
Vt	2000.000	Volume of final extract (uL)
Vo	250.000	Volume of sample extracted (mL)
Vi	0.50000	Volume injected (uL)
Cpnd Variable		Local Compound Variable

	Compounds	QUANT SIG MASS	RT	EXP RT	REL RT	RESPONSE	CONCENTRATIONS ON-COLUMN (NG)	FINAL (mg/L)	
*	1 1,4-Dichlorobenzene-d4	152	3.419	3.424	(1.000)	160841	2.00000		(Q)
*	2 Naphthalene-d8	136	4.312	4.312	(1.000)	640954	2.00000		
*	3 Acenaphthene-d10	164	5.574	5.574	(1.000)	319018	2.00000		
*	4 Phenanthrene-d10	188	6.654	6.654	(1.000)	554465	2.00000		
*	5 Chrysene-d12	240	8.591	8.596	(1.000)	452560	2.00000		
*	6 Perylene-d12	264	9.955	9.954	(1.000)	438492	2.00000		
	9 Pyridine	79	Compound Not Detected.						
	27 1,4-Dichlorobenzene	146	Compound Not Detected.						
M	195 Cresols, total	100	Compound Not Detected.						
	30 2-Methylphenol	108	Compound Not Detected.						
	192 4-Methylphenol	108	Compound Not Detected.						
	193 3-Methylphenol	108	Compound Not Detected.						
	34 Hexachloroethane	117	Compound Not Detected.						
	35 Nitrobenzene	77	Compound Not Detected.						
	56 Hexachlorobutadiene	225	Compound Not Detected.						
	66 2,4,6-Trichlorophenol	196	Compound Not Detected.						
	67 2,4,5-Trichlorophenol	196	Compound Not Detected.						
	87 2,4-Dinitrotoluene	165	Compound Not Detected.						

107	Hexachlorobenzene	284	Compound Not Detected.
111	Pentachlorophenol	266	Compound Not Detected.

Compounds	QUANT SIG MASS	RT	EXP RT	REL RT	RESPONSE	CONCENTRATIONS ON-COLUMN (NG)	FINAL (mg/L)
$ 154 Nitrobenzene-d5	82	3.793	3.798	(0.880)	514513	3.03039	0.048486
$ 155 2-Fluorobiphenyl	172	5.066	5.071	(0.909)	551203	2.84521	0.045523
$ 156 Terphenyl-d14	244	7.794	7.794	(0.907)	847521	4.56727	0.073076
$ 157 Phenol-d5	99	3.130	3.135	(0.916)	546577	3.27024	0.052324
$ 158 2-Fluorophenol	112	2.557	2.563	(0.748)	201443	1.84771	0.029563
$ 159 2,4,6-Tribromophenol	330	6.146	6.146	(1.103)	74473	4.45403	0.071264
$ 186 2-Chlorophenol-d4	132	3.269	3.269	(0.956)	340638	3.66976	0.058716
$ 187 1,2-Dichlorobenzene-d4	152	3.531	3.531	(1.033)	166180	2.61131	0.041781

QC Flag Legend

Q - Qualifier signal failed the ratio test.

TestAmerica North Canton

INTERNAL STANDARD COMPOUNDS
AREA AND RT SUMMARY

Instrument ID: a4hp7.i
Lab File ID: K9C7J1CE.D
Lab Smp Id: k9c7j1ce
Analysis Type: SV
Quant Type: ISTD
Operator: 001710
Method File: \\cansvr11\dd\chem\MSS\a4hp7.i\90407a.b\8270C-625.m
Misc Info:

Calibration Date: 07-APR-2009
Calibration Time: 09:18
Client Smp ID: SCFww-003-0006-WW
Level: MED
Sample Type: WATER

		AREA LIMIT			
COMPOUND	STANDARD	LOWER	UPPER	SAMPLE	%DIFF
1 1,4-Dichlorobenze	157181	78591	314362	160841	2.33
2 Naphthalene-d8	660718	330359	1321436	640954	-2.99
3 Acenaphthene-d10	345944	172972	691888	319018	-7.78
4 Phenanthrene-d10	563199	281600	1126398	554465	-1.55
5 Chrysene-d12	465162	232581	930324	452560	-2.71
6 Perylene-d12	429707	214854	859414	438492	2.04

		RT LIMIT			
COMPOUND	STANDARD	LOWER	UPPER	SAMPLE	%DIFF
1 1,4-Dichlorobenze	3.42	2.92	3.92	3.42	-0.15
2 Naphthalene-d8	4.31	3.81	4.81	4.31	0.00
3 Acenaphthene-d10	5.57	5.07	6.07	5.57	0.00
4 Phenanthrene-d10	6.65	6.15	7.15	6.65	0.00
5 Chrysene-d12	8.60	8.10	9.10	8.59	-0.06
6 Perylene-d12	9.95	9.45	10.45	9.96	0.00

AREA UPPER LIMIT = +100% of internal standard area.
AREA LOWER LIMIT = - 50% of internal standard area.
RT UPPER LIMIT = + 0.50 minutes of internal standard RT.
RT LOWER LIMIT = - 0.50 minutes of internal standard RT.

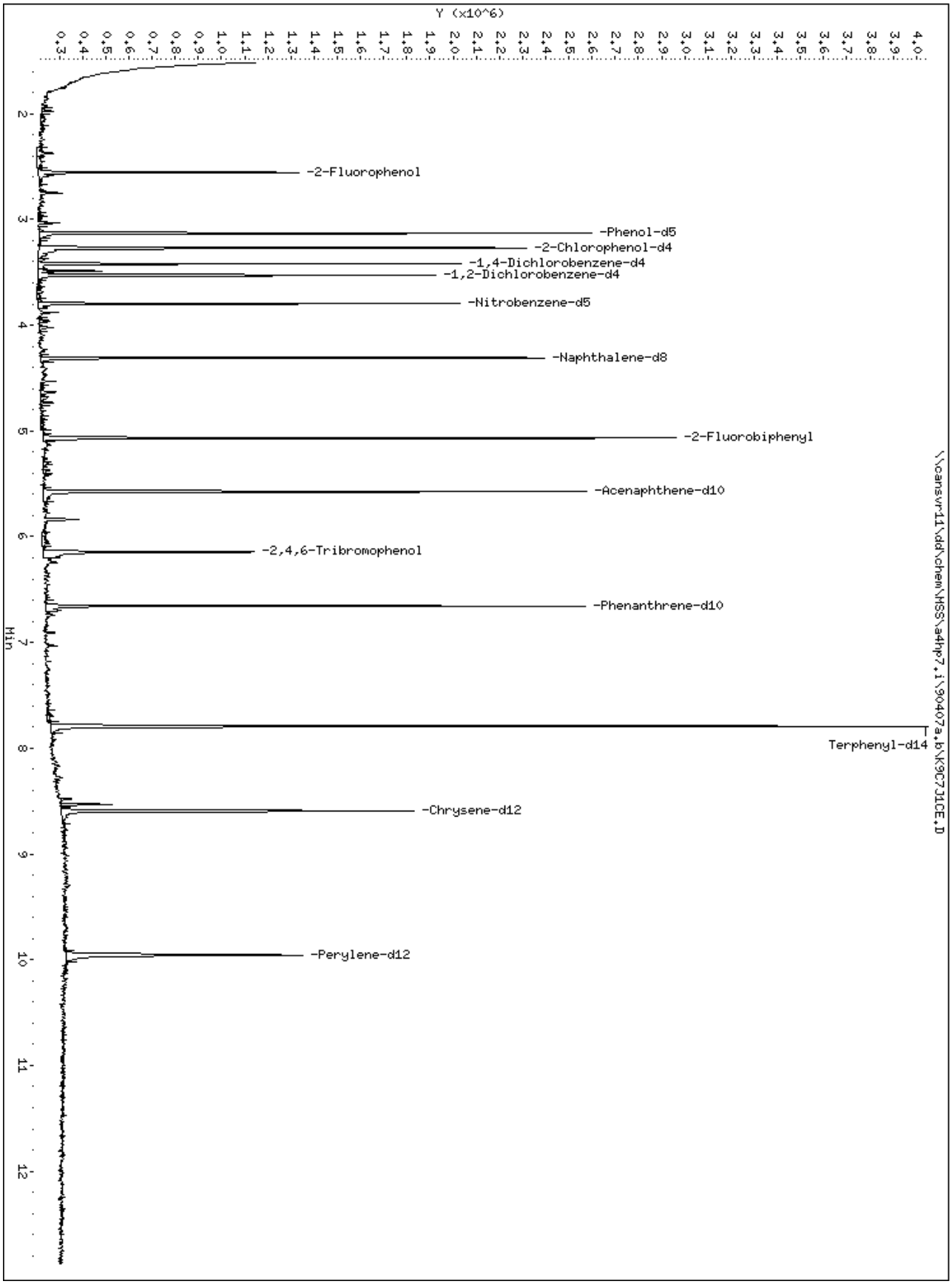
Y (x10^6)
-2-Fluorophenol
-Phenol-d5
-2-Chlorophenol-d4
-1,4-Dichlorobenzene-d4
-1,2-Dichlorobenzene-d4
-Nitrobenzene-d5
-Naphthalene-d8
-2-Fluorobiphenyl
-Acenaphthene-d10
-2,4,6-Tribromophenol
-Phenanthrene-d10
Terphenyl-d14
-Chrysene-d12
-Perylene-d12
Min
\\cansvr11\dd\chem\HSS\a4hp7.i\90407a.b\K9C7J1CE.D

Science Applications International Corp

Client Sample ID: SCFmw-001-0008-WS

GC/MS Semivolatiles

Lot-Sample #...: A9C310174-006 **Work Order #...:** K9C7R1AD **Matrix.....:** SO
Date Sampled...: 03/27/09 10:05 **Date Received..:** 03/28/09
Prep Date.....: 04/01/09 **Analysis Date..:** 04/08/09
Prep Batch #...: 9091239
Dilution Factor: 1 **Initial Wgt/Vol:** 30.17 g **Final Wgt/Vol..:** 2 mL
% Moisture.....: 12 **Method.....:** SW846 8270C

PARAMETER	RESULT	REPORTING LIMIT	UNITS
Acenaphthene	ND	7.6	ug/kg
Acenaphthylene	ND	7.6	ug/kg
Anthracene	ND	7.6	ug/kg
Benzo(a)anthracene	**8.7**	**7.6**	**ug/kg**
Benzo(b)fluoranthene	**11**	**7.6**	**ug/kg**
Benzo(k)fluoranthene	**11**	**7.6**	**ug/kg**
Benzoic acid	ND	750	ug/kg
Benzo(ghi)perylene	**11**	**7.6**	**ug/kg**
Benzo(a)pyrene	**8.8**	**7.6**	**ug/kg**
Benzyl alcohol	ND	380	ug/kg
bis(2-Chloroethoxy) methane	ND	110	ug/kg
bis(2-Chloroethyl)-ether	ND	110	ug/kg
bis(2-Chloroisopropyl) ether	ND	110	ug/kg
bis(2-Ethylhexyl) phthalate	**25 J**	**57**	**ug/kg**
4-Bromophenyl phenyl ether	ND	57	ug/kg
Butyl benzyl phthalate	ND	57	ug/kg
Carbazole	ND	57	ug/kg
4-Chloroaniline	ND	170	ug/kg
4-Chloro-3-methylphenol	ND	170	ug/kg
2-Chloronaphthalene	ND	57	ug/kg
2-Chlorophenol	ND	57	ug/kg
4-Chlorophenyl phenyl ether	ND	57	ug/kg
Chrysene	**12**	**7.6**	**ug/kg**
Dibenzo(a,h)anthracene	ND	7.6	ug/kg
Dibenzofuran	ND	57	ug/kg
Di-n-butyl phthalate	ND	57	ug/kg
1,2-Dichlorobenzene	ND	57	ug/kg
1,3-Dichlorobenzene	ND	57	ug/kg
1,4-Dichlorobenzene	ND	57	ug/kg
3,3'-Dichlorobenzidine	ND	110	ug/kg
2,4-Dichlorophenol	ND	170	ug/kg
Diethyl phthalate	ND	57	ug/kg

(Continued on next page)

Science Applications International Corp

Client Sample ID: SCFmw-001-0008-WS

GC/MS Semivolatiles

Lot-Sample #...: A9C310174-006 **Work Order #...:** K9C7R1AD **Matrix.....:** SO

PARAMETER	RESULT	REPORTING LIMIT	UNITS
2,4-Dimethylphenol	ND	170	ug/kg
Dimethyl phthalate	ND	57	ug/kg
4,6-Dinitro-2-methylphenol	ND	170	ug/kg
2,4-Dinitrophenol	ND	380	ug/kg
2,4-Dinitrotoluene	ND	230	ug/kg
2,6-Dinitrotoluene	ND	230	ug/kg
Di-n-octyl phthalate	ND	57	ug/kg
Fluoranthene	**14**	**7.6**	**ug/kg**
Fluorene	ND	7.6	ug/kg
Hexachlorobenzene	ND	7.6	ug/kg
Hexachlorobutadiene	ND	57	ug/kg
Hexachlorocyclopenta-diene	ND	380	ug/kg
Hexachloroethane	ND	57	ug/kg
Indeno(1,2,3-cd)pyrene	ND	7.6	ug/kg
Isophorone	ND	57	ug/kg
2-Methylnaphthalene	**14**	**7.6**	**ug/kg**
2-Methylphenol	ND	230	ug/kg
3-Methylphenol & 4-Methylphenol	ND	450	ug/kg
Naphthalene	**8.6**	**7.6**	**ug/kg**
2-Nitroaniline	ND	230	ug/kg
3-Nitroaniline	ND	230	ug/kg
4-Nitroaniline	ND	230	ug/kg
Nitrobenzene	ND	110	ug/kg
2-Nitrophenol	ND	57	ug/kg
4-Nitrophenol	ND	380	ug/kg
N-Nitrosodiphenylamine	ND	57	ug/kg
N-Nitrosodi-n-propyl-amine	ND	57	ug/kg
Pentachlorophenol	ND	170	ug/kg
Phenanthrene	**10**	**7.6**	**ug/kg**
Phenol	ND	57	ug/kg
Pyrene	**13**	**7.6**	**ug/kg**
1,2,4-Trichloro-benzene	ND	57	ug/kg
2,4,5-Trichloro-phenol	ND	170	ug/kg
2,4,6-Trichloro-phenol	ND	170	ug/kg

(Continued on next page)

Science Applications International Corp

Client Sample ID: SCFmw-001-0008-WS

GC/MS Semivolatiles

Lot-Sample #...: A9C310174-006 **Work Order #...:** K9C7R1AD **Matrix.....:** SO

SURROGATE	PERCENT RECOVERY	RECOVERY LIMITS
Nitrobenzene-d5	79	(50 - 150)
2-Fluorobiphenyl	77	(50 - 150)
Terphenyl-d14	101	(50 - 150)
Phenol-d5	86	(50 - 150)
2-Fluorophenol	92	(50 - 150)
2,4,6-Tribromophenol	66	(50 - 150)

NOTE(S):

Results and reporting limits have been adjusted for dry weight.

J Estimated result. Result is less than RL.

TestAmerica North Canton

Semivolatile REPORT SW-846 Method 8270

Data file : \\cansvr11\dd\chem\MSS\a4hp7.i\90408a.b\K9C7R1AD.D
Lab Smp Id: k9c7r1ad Client Smp ID: SCFmw-001-0008-WS
Inj Date : 08-APR-2009 12:32
Operator : 001710 Inst ID: a4hp7.i
Smp Info : k9c7r1ad,90408a.b,8270C-625,1-827042d.sub
Misc Info :
Comment   :
Method   : \\cansvr11\dd\chem\MSS\a4hp7.i\90408a.b\8270C-625.m
Meth Date : 09-Apr-2009 14:54 gruberj Quant Type: ISTD
Cal Date : 01-APR-2009 17:51 Cal File: 7SMH0401.D
Als bottle: 12
Dil Factor: 1.00000
Integrator: HP RTE Compound Sublist: 1-827042d.sub
Target Version: 4.14
Processing Host: CANPMSSV01

Concentration Formula: Amt * DF * Uf * Vt/(Vi * Ws *) * CpndVariable

Name	Value	Description
DF	1.000	Dilution Factor
Uf	1.000	ng unit correction factor
Vt	2000.000	Volume of final extract (uL)(1000 low, 2
Vi	0.50000	Volume injected (uL)
Ws	30.170	Weight of sample extracted (g)
Cpnd Variable		Local Compound Variable

Compounds	QUANT SIG MASS	RT	EXP RT	REL RT	RESPONSE	CONCENTRATIONS ON-COLUMN (NG)	FINAL (ug/kg)	
* 1 1,4-Dichlorobenzene-d4	152	3.413	3.418	(1.000)	128695	2.00000		(Q)
* 2 Naphthalene-d8	136	4.306	4.306	(1.000)	541479	2.00000		
* 3 Acenaphthene-d10	164	5.569	5.569	(1.000)	290664	2.00000		
* 4 Phenanthrene-d10	188	6.649	6.649	(1.000)	479283	2.00000		
* 5 Chrysene-d12	240	8.596	8.607	(1.000)	391543	2.00000		
* 6 Perylene-d12	264	9.960	9.965	(1.000)	383973	2.00000		
9 Pyridine	79	Compound Not Detected.						
10 N-Nitrosodimethylamine	74	Compound Not Detected.						
11 Ethyl methacrylate	69	Compound Not Detected.						
12 3-Chloropropionitrile	54	Compound Not Detected.						
13 Malononitrile	66	Compound Not Detected.						
209 Benzaldehyde	77	Compound Not Detected.						
21 Aniline	93	Compound Not Detected.						
22 Phenol	94	Compound Not Detected.						
23 bis(2-Chloroethyl)ether	93	Compound Not Detected.						
24 2-Chlorophenol	128	Compound Not Detected.						
26 1,3-Dichlorobenzene	146	Compound Not Detected.						
27 1,4-Dichlorobenzene	146	Compound Not Detected.						

28	1,2-Dichlorobenzene	146	Compound Not Detected.
29	Benzyl Alcohol	108	Compound Not Detected.

	Compounds	QUANT SIG MASS	RT	EXP RT	REL RT	RESPONSE	CONCENTRATIONS ON-COLUMN (NG)	FINAL (ug/kg)
30	2-Methylphenol	108	Compound Not Detected.					
31	bis(2-Chloroisopropyl)ether	45	Compound Not Detected.					
37	Acetophenone	105	Compound Not Detected.					
32	N-Nitroso-di-n-propylamine	70	Compound Not Detected.					
192	4-Methylphenol	108	Compound Not Detected.					
34	Hexachloroethane	117	Compound Not Detected.					
35	Nitrobenzene	77	Compound Not Detected.					
41	Isophorone	82	Compound Not Detected.					
42	2-Nitrophenol	139	Compound Not Detected.					
43	2,4-Dimethylphenol	107	Compound Not Detected.					
44	bis(2-Chloroethoxy)methane	93	Compound Not Detected.					
46	2,4-Toluenediamene	121	Compound Not Detected.					
47	1,3,5-Trichlorobenzene	180	Compound Not Detected.					
48	2,4-Dichlorophenol	162	Compound Not Detected.					
49	Benzoic Acid	122	Compound Not Detected.					
50	1,2,4-Trichlorobenzene	180	Compound Not Detected.					
51	Naphthalene	128	4.322	4.322	(1.004)	14974	0.05674	7.5220
52	4-Chloroaniline	127	Compound Not Detected.					
56	Hexachlorobutadiene	225	Compound Not Detected.					
210	Caprolactam	113	Compound Not Detected.					
57	1,2,3-Trichlorobenzene	180	Compound Not Detected.					
59	4-Chloro-3-Methylphenol	107	Compound Not Detected.					
62	2-Methylnaphthalene	142	4.809	4.814	(1.117)	13638	0.09564	12.680
63	1-Methylnaphthalene	142	4.884	4.884	(1.134)	11606	0.07167	9.5020
64	Hexachlorocyclopentadiene	237	Compound Not Detected.					
66	2,4,6-Trichlorophenol	196	Compound Not Detected.					
67	2,4,5-Trichlorophenol	196	Compound Not Detected.					
211	1,1'-Biphenyl	154	Compound Not Detected.					
68	1,2,3,5-Tetrachlorobenzene	216	Compound Not Detected.					
70	2-Chloronaphthalene	162	Compound Not Detected.					
73	2-Nitroaniline	65	Compound Not Detected.					
74	1,2,3,4-Tetrachlorobenzene	216	Compound Not Detected.					
76	Dimethylphthalate	163	Compound Not Detected.					
78	2,6-Dinitrotoluene	165	Compound Not Detected.					
79	Acenaphthylene	152	Compound Not Detected.					
80	1,2-Dinitrobenzene	168	Compound Not Detected.					
81	3-Nitroaniline	138	Compound Not Detected.					
82	Acenaphthene	153	Compound Not Detected.					
83	2,4-Dinitrophenol	184	Compound Not Detected.					
85	4-Nitrophenol	109	Compound Not Detected.					
86	Dibenzofuran	168	Compound Not Detected.					
87	2,4-Dinitrotoluene	165	Compound Not Detected.					
91	2,3,5,6-Tetrachlorophenol	232	Compound Not Detected.					
93	Diethylphthalate	149	Compound Not Detected.					
94	Fluorene	166	Compound Not Detected.					
95	4-Chlorophenyl-phenylether	204	Compound Not Detected.					
96	4-Nitroaniline	138	Compound Not Detected.					
98	4,6-Dinitro-2-methylphenol	198	Compound Not Detected.					
99	N-Nitrosodiphenylamine	169	Compound Not Detected.					
100	1,2-Diphenylhydrazine	77	Compound Not Detected.					
106	4-Bromophenyl-phenylether	248	Compound Not Detected.					
107	Hexachlorobenzene	284	Compound Not Detected.					

212	Atrazine	200	Compound Not Detected.
111	Pentachlorophenol	266	Compound Not Detected.

	Compounds	QUANT SIG MASS	RT	EXP RT	REL RT	RESPONSE	CONCENTRATIONS ON-COLUMN (NG)	FINAL (ug/kg)
115	Phenanthrene	178	6.665	6.670	(1.002)	18115	0.06697	8.8796
116	Anthracene	178	Compound Not Detected.					
119	Carbazole	167	Compound Not Detected.					
120	Di-n-Butylphthalate	149	Compound Not Detected.					
123	Fluoranthene	202	7.532	7.537	(1.133)	24392	0.09084	12.044
124	Benzidine	184	Compound Not Detected.					
125	Pyrene	202	7.703	7.708	(0.896)	24306	0.08828	11.704
131	Butylbenzylphthalate	149	Compound Not Detected.					
133	3,3'-Dimethoxybenzidine	244	Compound Not Detected.					
135	3,3'-Dichlorobenzidine	252	Compound Not Detected.					
136	Benzo(a)Anthracene	228	8.591	8.601	(0.999)	15167	0.05782	7.6654
137	Chrysene	228	8.617	8.628	(1.002)	20473	0.08264	10.957
138	4,4'-Methylene bis(o-chloroan	231	Compound Not Detected.					
139	bis(2-ethylhexyl)Phthalate	149	8.537	8.548	(0.993)	29332	0.16381	21.719
140	Di-n-octylphthalate	149	Compound Not Detected.					
141	Benzo(b)fluoranthene	252	9.532	9.548	(0.957)	17828	0.07122	9.4419(QM)
142	Benzo(k)fluoranthene	252	9.548	9.575	(0.959)	17444	0.07037	9.3295(M)
146	Benzo(a)pyrene	252	9.896	9.906	(0.994)	13100	0.05834	7.7344
149	Indeno(1,2,3-cd)pyrene	276	Compound Not Detected.					
150	Dibenz(a,h)anthracene	278	Compound Not Detected.					
151	Benzo(g,h,i)perylene	276	11.864	11.891	(1.191)	13985	0.07281	9.6536
198	1,4-Dioxane	88	Compound Not Detected.					
$ 154	Nitrobenzene-d5	82	3.787	3.793	(0.880)	563474	3.92845	520.84
$ 155	2-Fluorobiphenyl	172	5.066	5.066	(0.910)	682855	3.86861	512.91
$ 156	Terphenyl-d14	244	7.788	7.788	(0.906)	812164	5.05879	670.70
$ 157	Phenol-d5	99	3.140	3.135	(0.920)	864943	6.46771	857.50
$ 158	2-Fluorophenol	112	2.573	2.557	(0.754)	599168	6.86856	910.65
$ 159	2,4,6-Tribromophenol	330	6.141	6.141	(1.103)	75891	4.98160	660.47
$ 186	2-Chlorophenol-d4	132	3.269	3.269	(0.958)	527437	7.10151	941.53
$ 187	1,2-Dichlorobenzene-d4	152	3.520	3.525	(1.031)	146595	2.87895	381.70
M 195	Cresols, total	100	Compound Not Detected.					
101	Diphenylamine	169	Compound Not Detected.					

QC Flag Legend

Q - Qualifier signal failed the ratio test.
M - Compound response manually integrated.

TestAmerica North Canton

INTERNAL STANDARD COMPOUNDS
AREA AND RT SUMMARY

Instrument ID: a4hp7.i
Lab File ID: K9C7R1AD.D
Lab Smp Id: k9c7r1ad
Analysis Type: SV
Quant Type: ISTD
Operator: 001710
Method File: \\cansvr11\dd\chem\MSS\a4hp7.i\90408a.b\8270C-625.m
Misc Info:

Calibration Date: 08-APR-2009
Calibration Time: 09:12
Client Smp ID: SCFmw-001-0008-WS
Level: LOW
Sample Type: SOIL

		AREA LIMIT			
COMPOUND	STANDARD	LOWER	UPPER	SAMPLE	%DIFF
1 1,4-Dichlorobenze	158685	79343	317370	128695	-18.90
2 Naphthalene-d8	644503	322252	1289006	541479	-15.99
3 Acenaphthene-d10	340284	170142	680568	290664	-14.58
4 Phenanthrene-d10	541642	270821	1083284	479283	-11.51
5 Chrysene-d12	453136	226568	906272	391543	-13.59
6 Perylene-d12	432956	216478	865912	383973	-11.31

		RT LIMIT			
COMPOUND	STANDARD	LOWER	UPPER	SAMPLE	%DIFF
1 1,4-Dichlorobenze	3.42	2.92	3.92	3.41	-0.16
2 Naphthalene-d8	4.31	3.81	4.81	4.31	0.00
3 Acenaphthene-d10	5.57	5.07	6.07	5.57	0.00
4 Phenanthrene-d10	6.65	6.15	7.15	6.65	-0.00
5 Chrysene-d12	8.61	8.11	9.11	8.60	-0.12
6 Perylene-d12	9.97	9.47	10.47	9.96	-0.05

AREA UPPER LIMIT = +100% of internal standard area.
AREA LOWER LIMIT = - 50% of internal standard area.
RT UPPER LIMIT = + 0.50 minutes of internal standard RT.
RT LOWER LIMIT = - 0.50 minutes of internal standard RT.

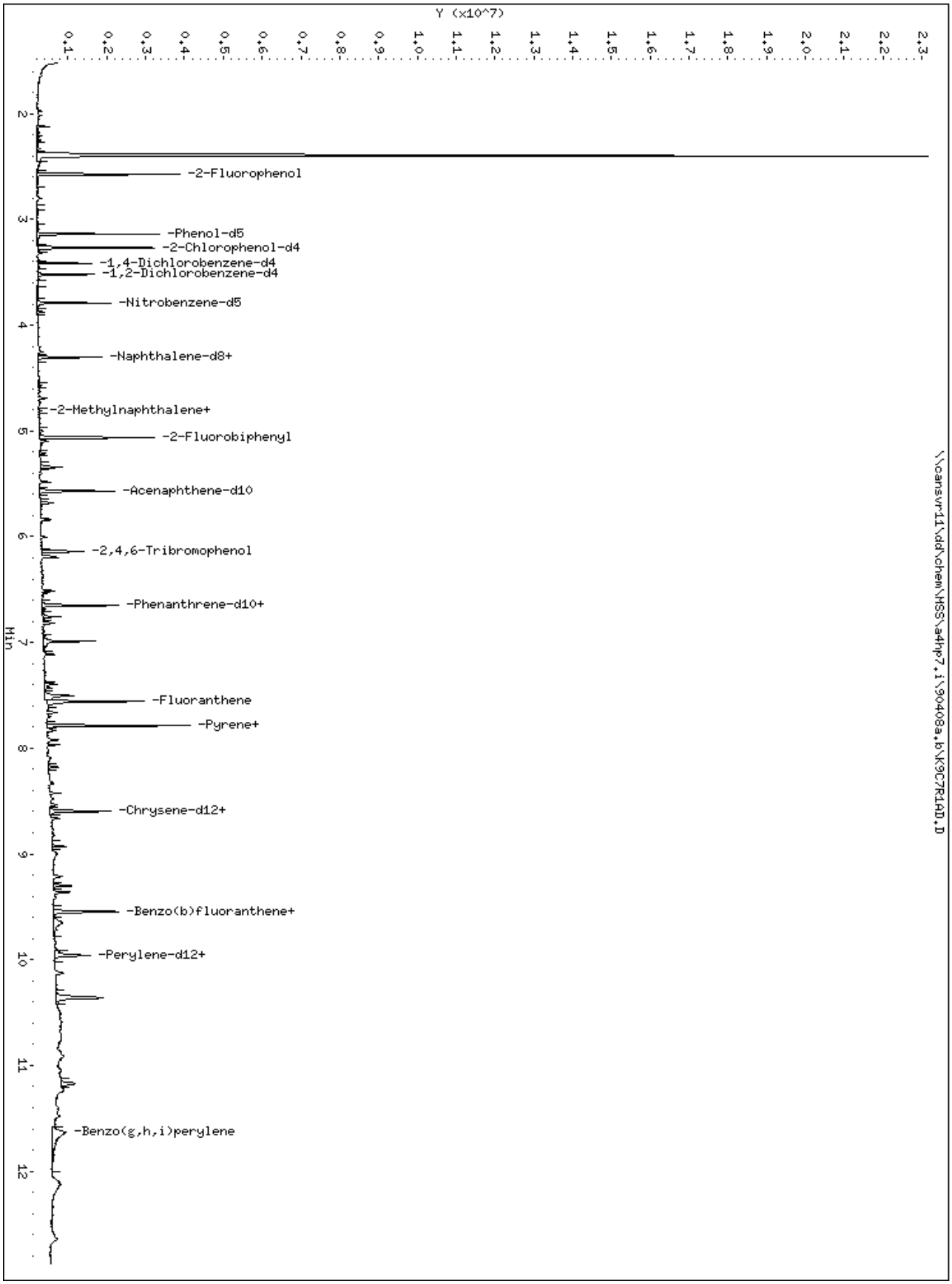
Y (x10^7)
0.1
0.2
0.3
0.4
0.5
0.6
0.7
0.8
0.9
1.0
1.1
1.2
1.3
1.4
1.5
1.6
1.7
1.8
1.9
2.0
2.1
2.2
2.3
Min
2
3
4
5
6
7
8
9
10
11
12
-2-Fluorophenol
-Phenol-d5
-2-Chlorophenol-d4
-1,4-Dichlorobenzene-d4
-1,2-Dichlorobenzene-d4
-Nitrobenzene-d5
-Naphthalene-d8+
-2-Methylnaphthalene+
-2-Fluorobiphenyl
-Acenaphthene-d10
-2,4,6-Tribromophenol
-Phenanthrene-d10+
-Fluoranthene
-Pyrene+
-Chrysene-d12+
-Benzo(b)fluoranthene+
-Perylene-d12+
-Benzo(g,h,i)perylene
\\cansvr11\dd\chem\HSS\a4hp7.i\90408a.b\K9C7R10D.D

51 Naphthalene

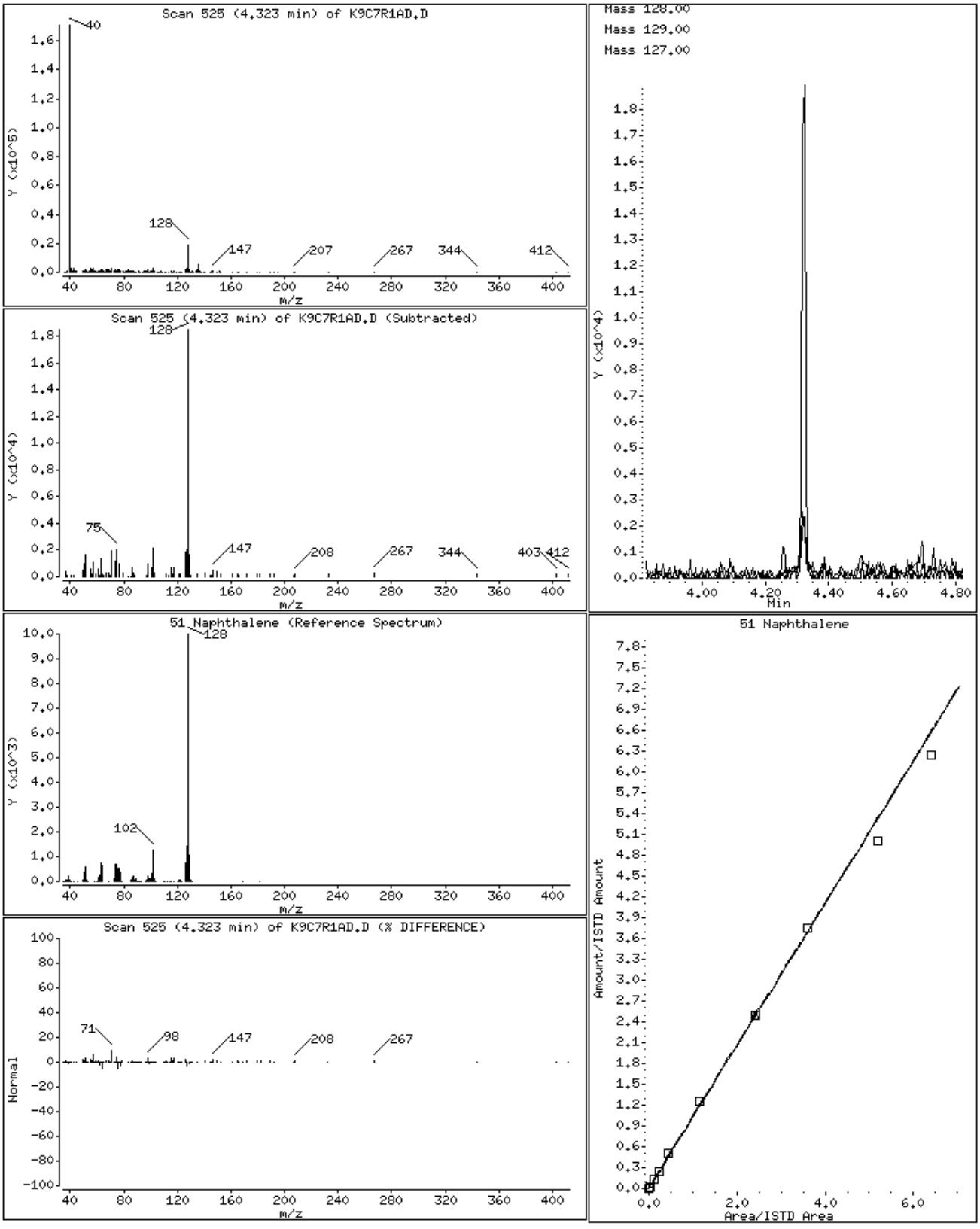

62 2-Methylnaphthalene

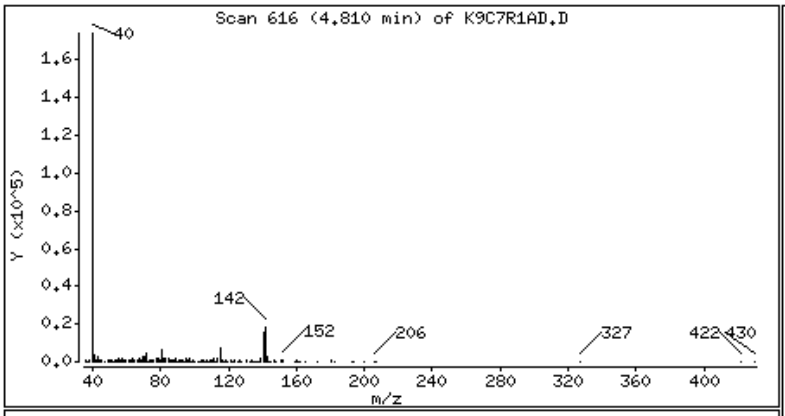

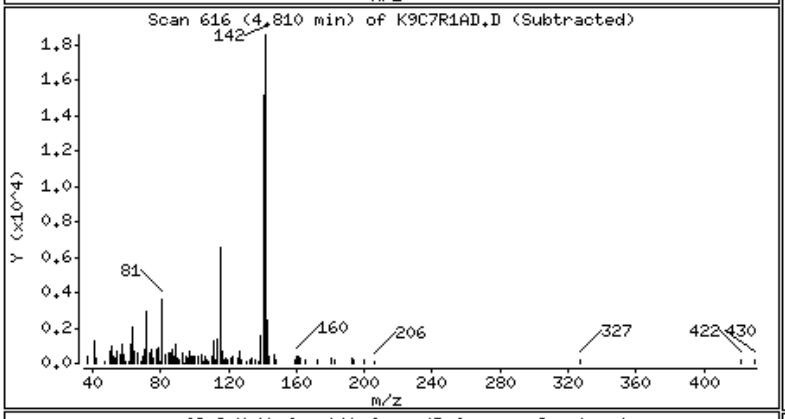

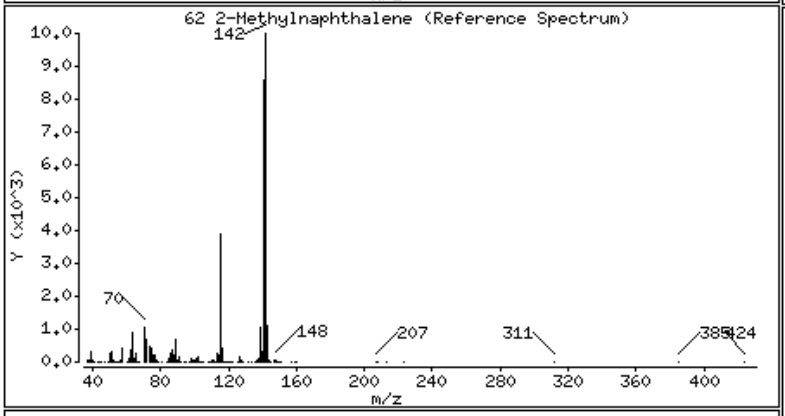

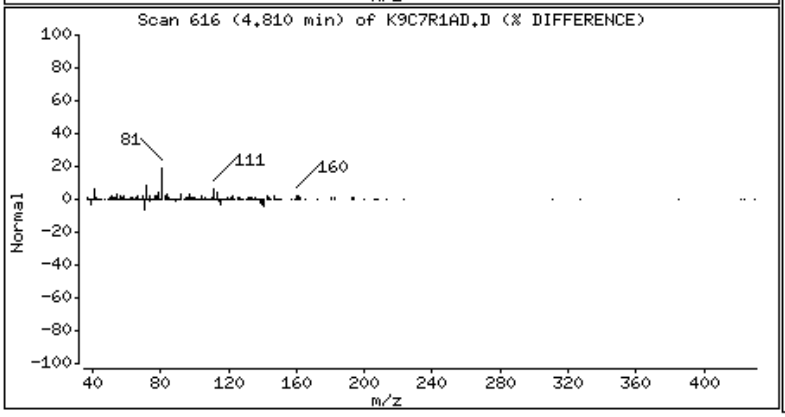

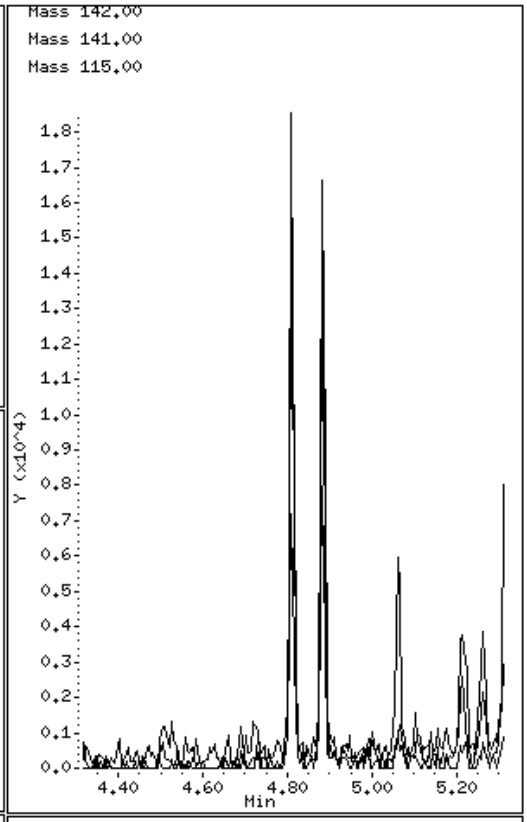

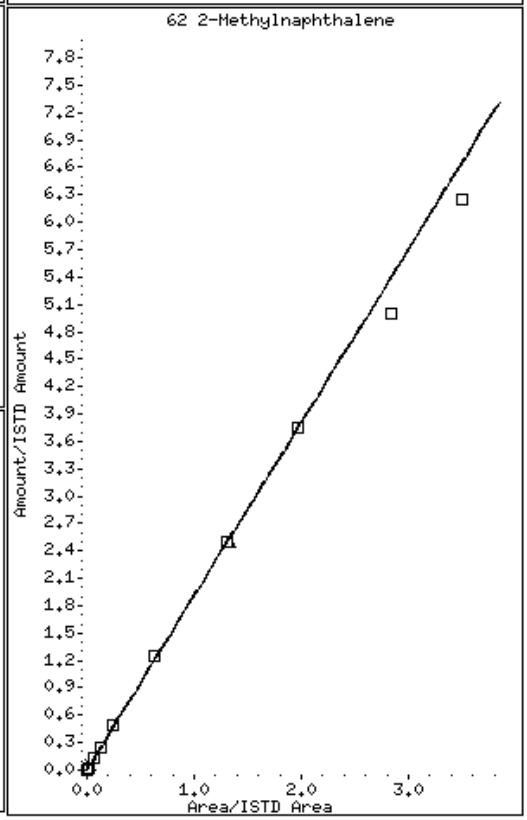

63 1-Methylnaphthalene

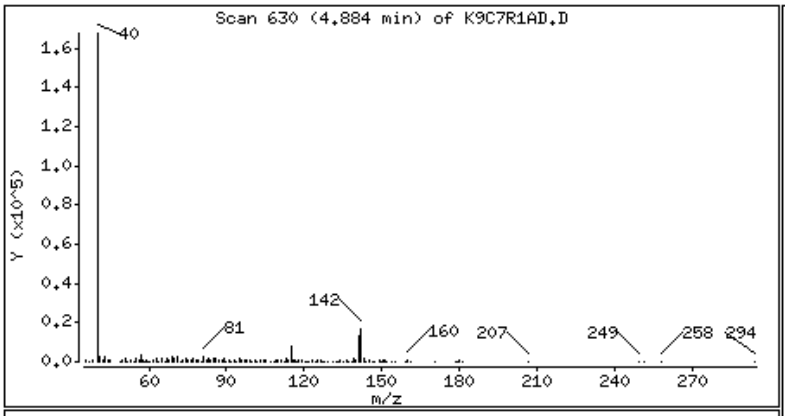

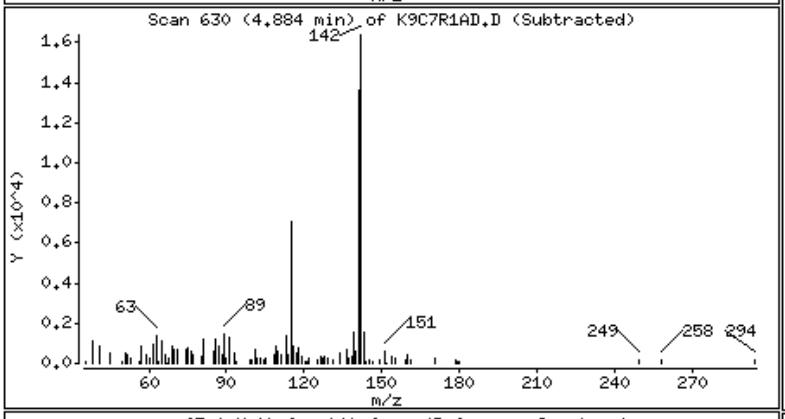

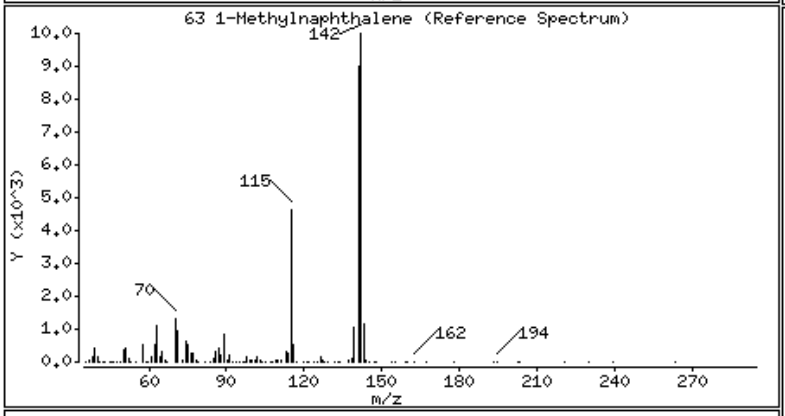

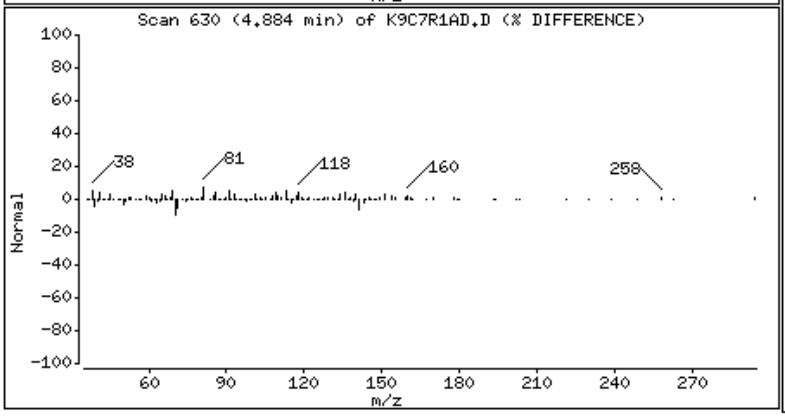

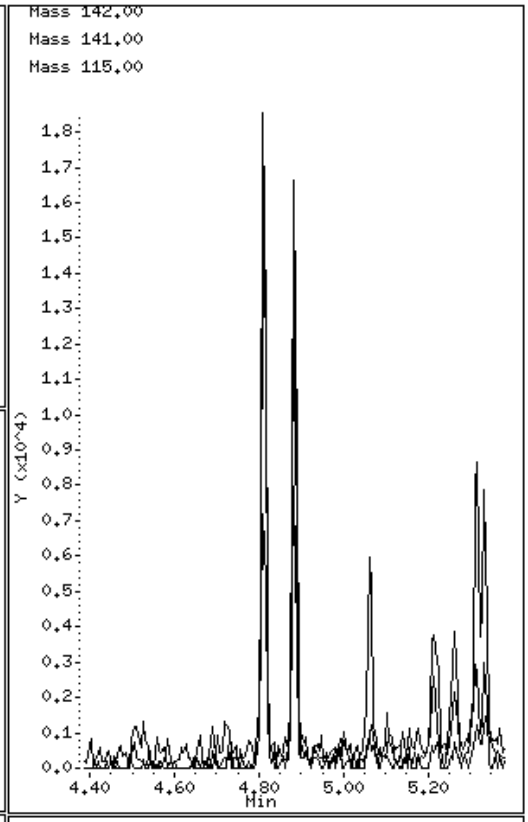

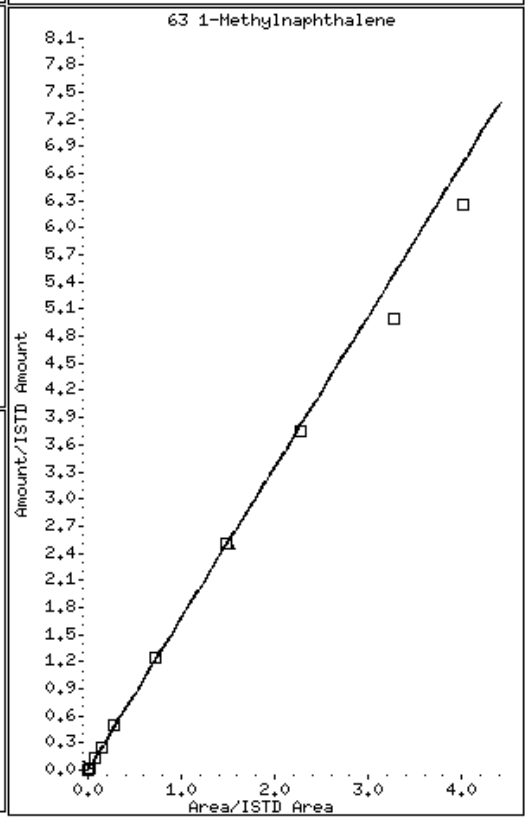

115 Phenanthrene

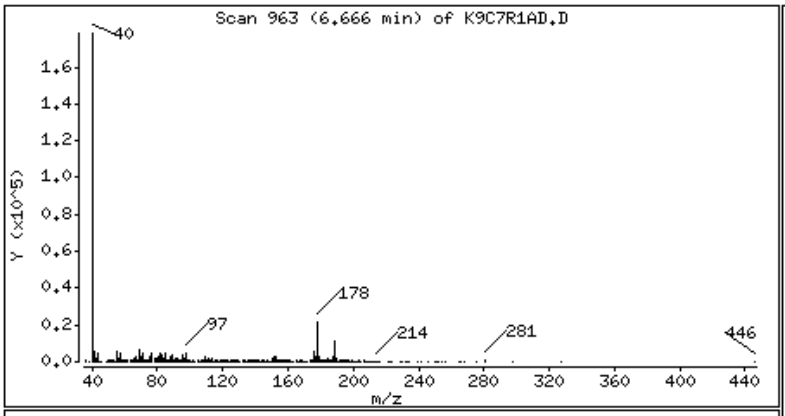

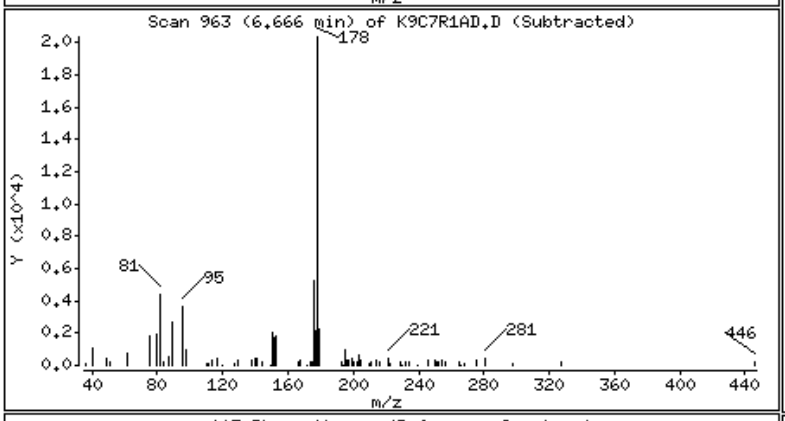

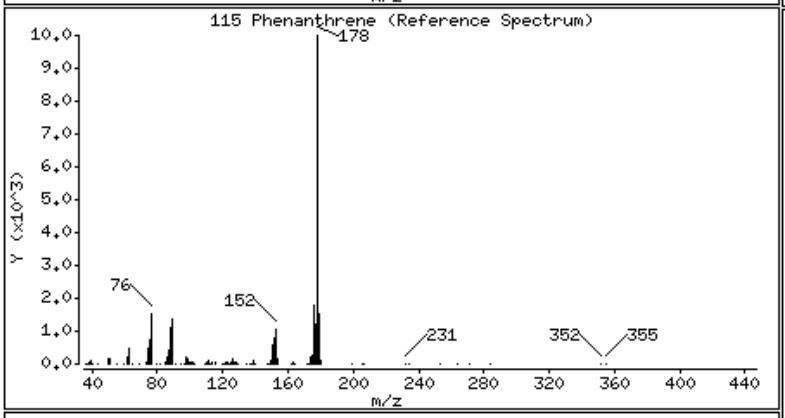

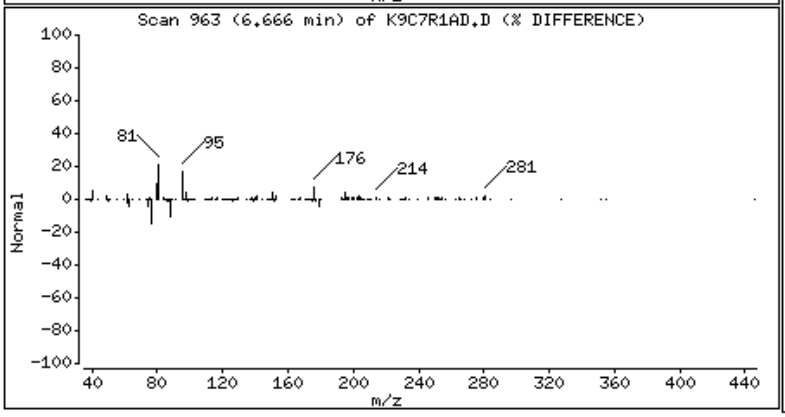

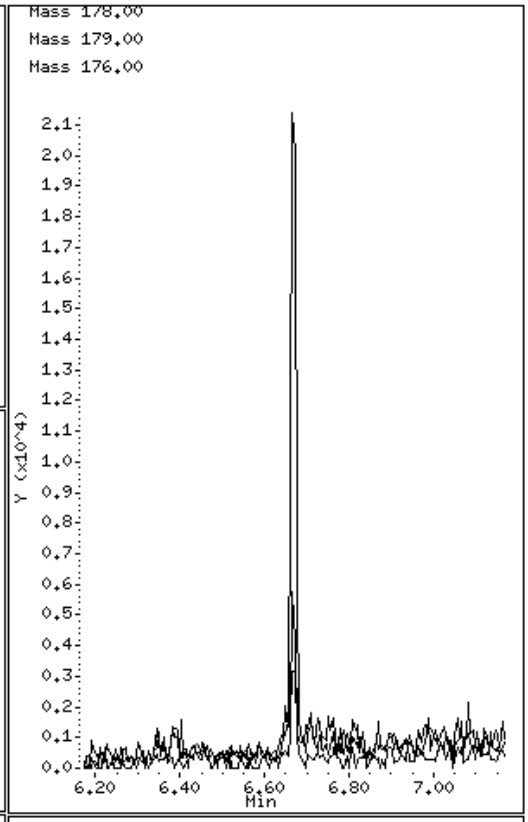

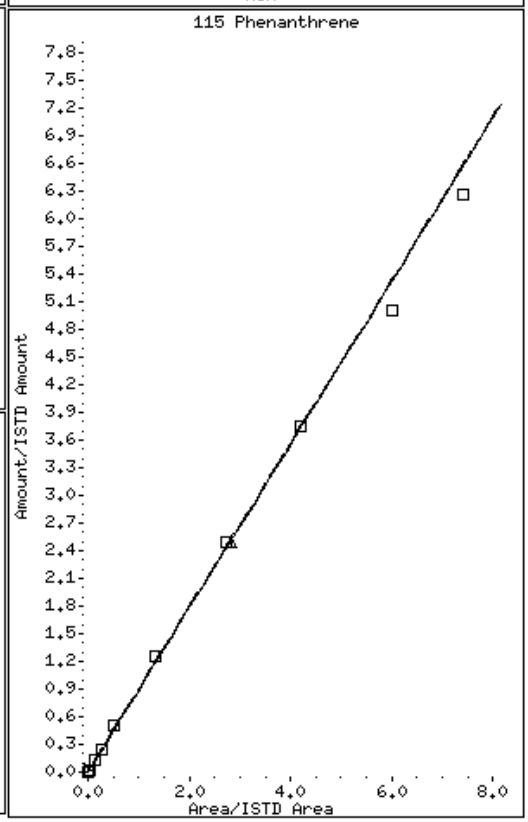

123 Fluoranthene

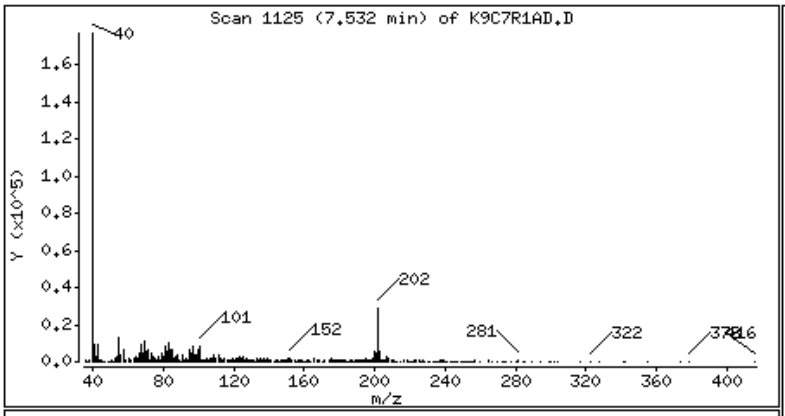

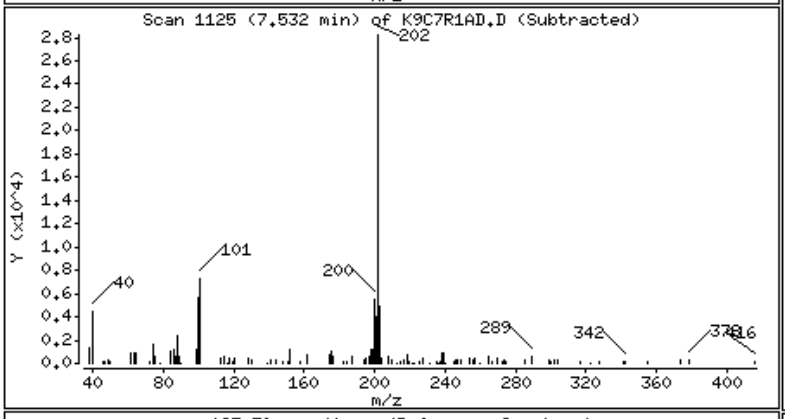

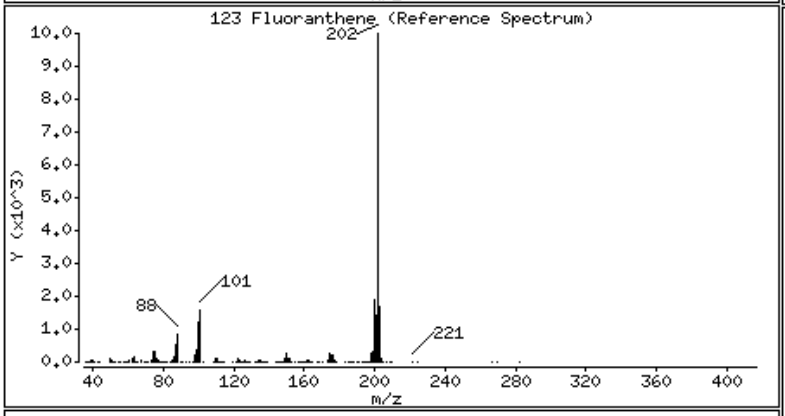

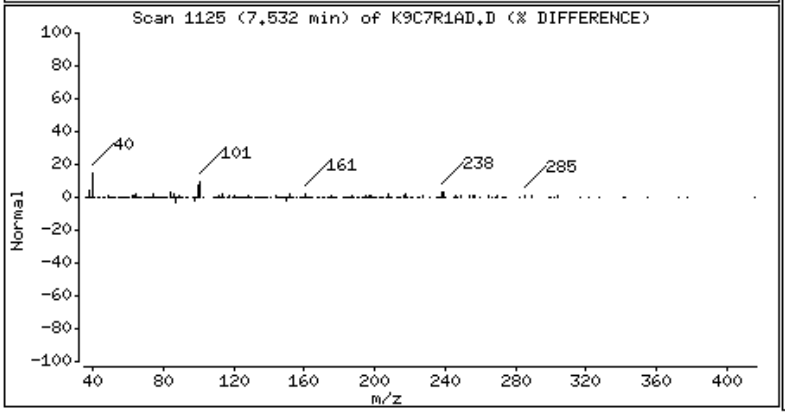

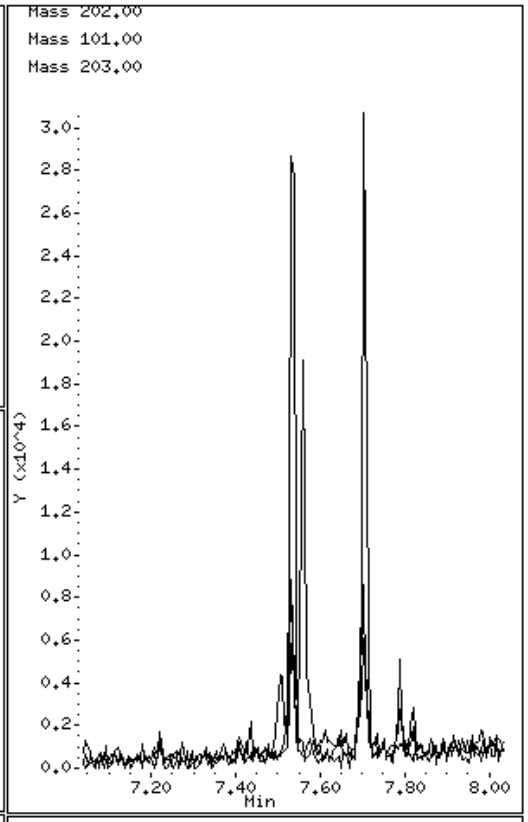

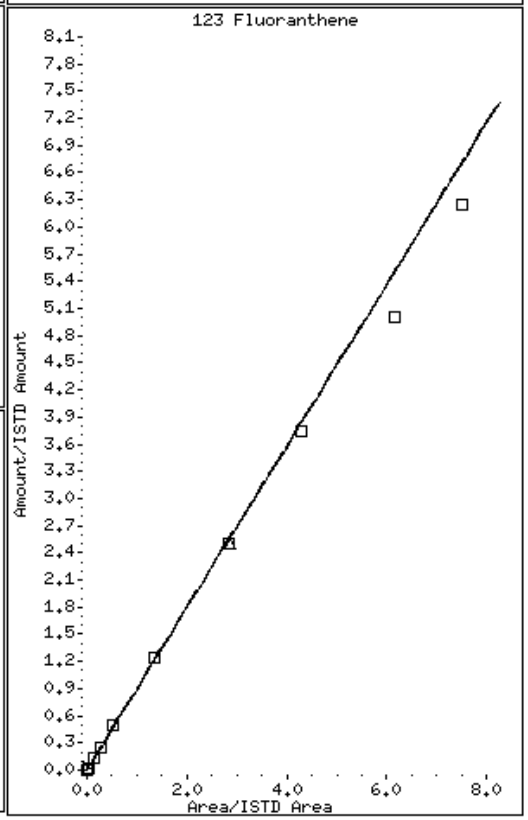

125 Pyrene

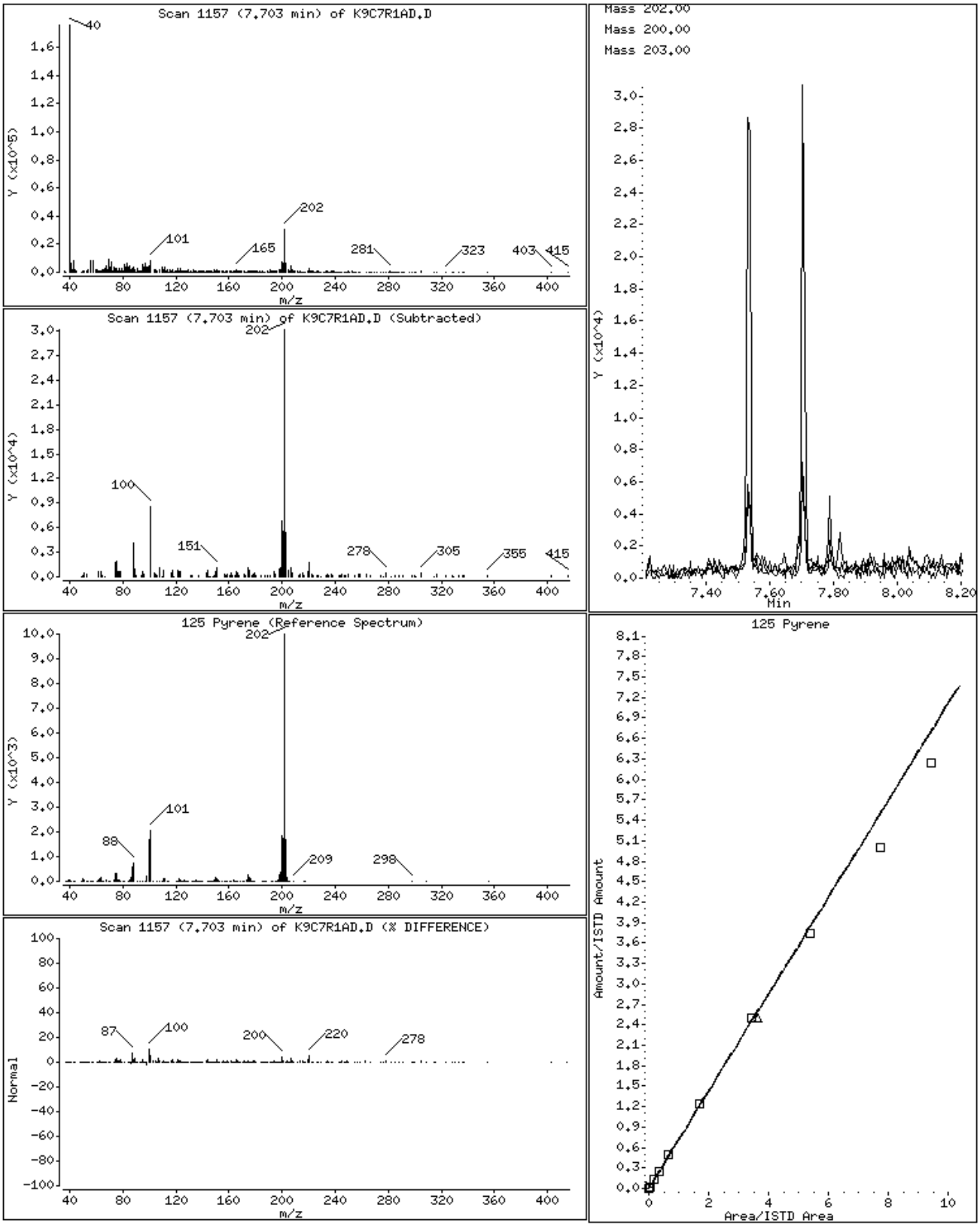
Scan 1157 (7.703 min) of K9C7R1AD.D
Y (x10^5)
m/z
Scan 1157 (7.703 min) of K9C7R1AD.D (Subtracted)
Y (x10^4)
m/z
125 Pyrene (Reference Spectrum)
Y (x10^3)
m/z
Scan 1157 (7.703 min) of K9C7R1AD.D (% DIFFERENCE)
Normal
m/z
Mass 202.00
Mass 200.00
Mass 203.00
Y (x10^4)
Min
125 Pyrene
Amount/ISTD Amount
Area/ISTD Area

136 Benzo(a)Anthracene

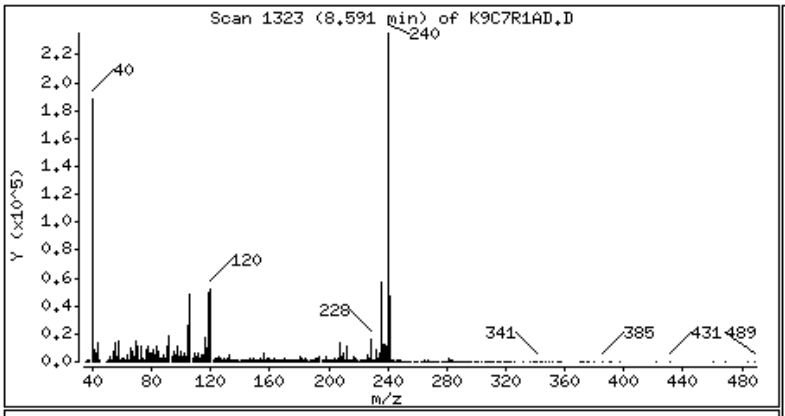

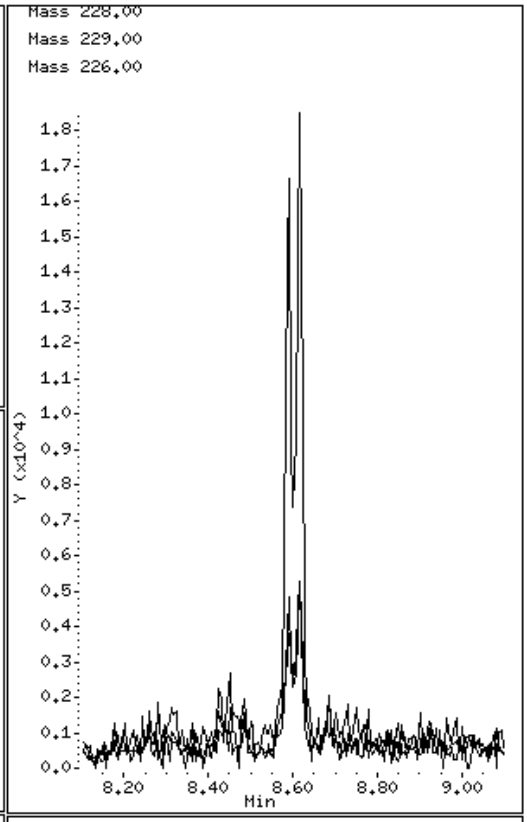

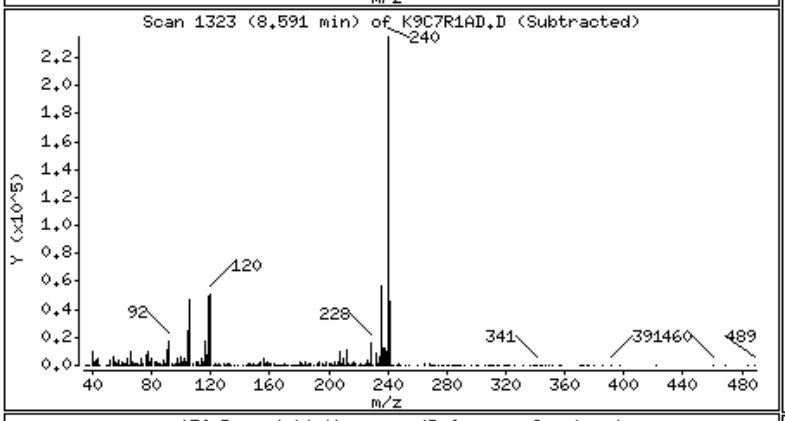

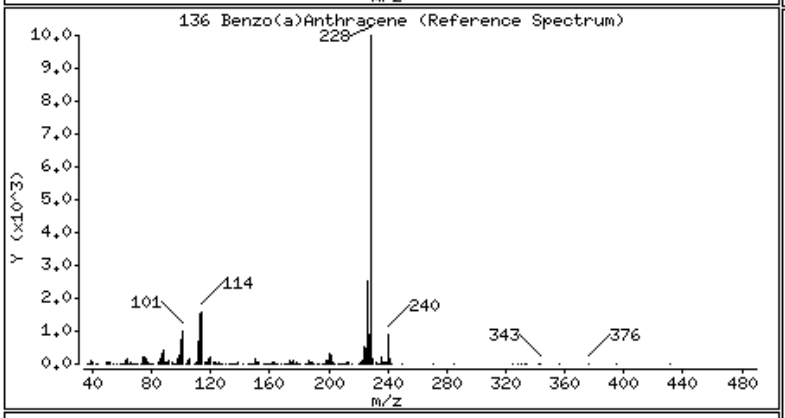

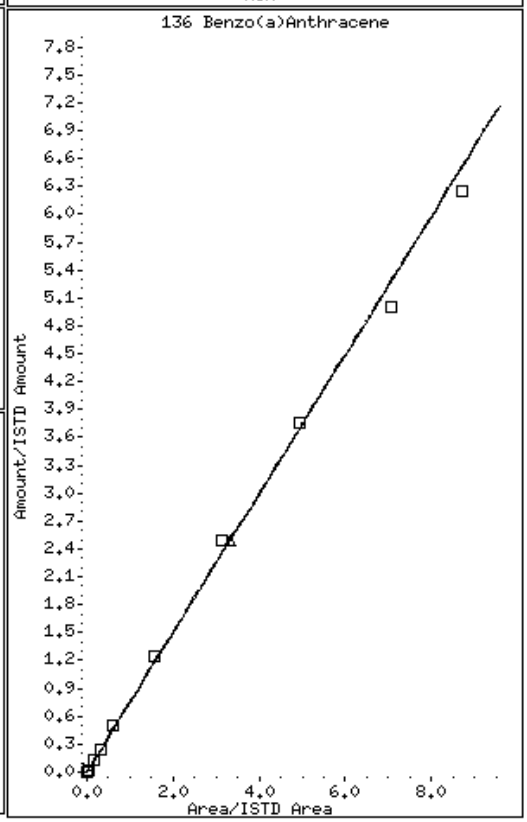

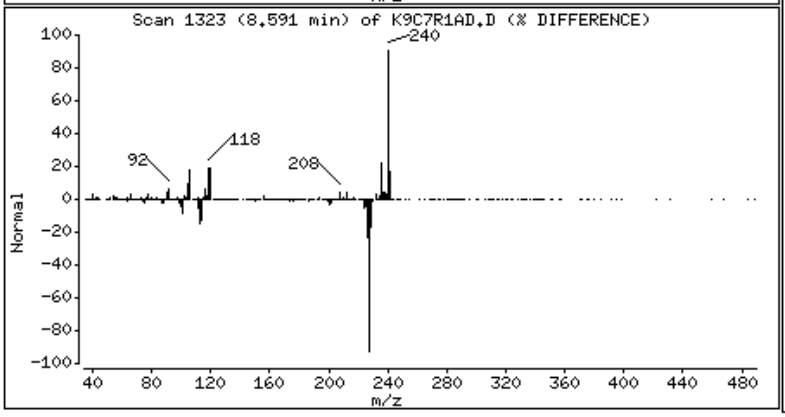

137 Chrysene

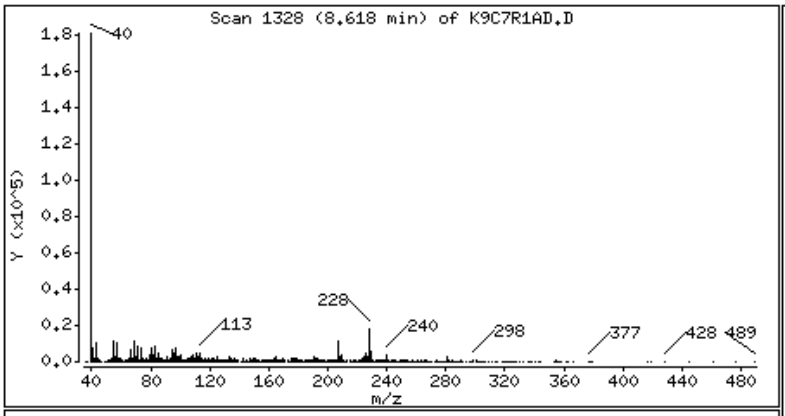

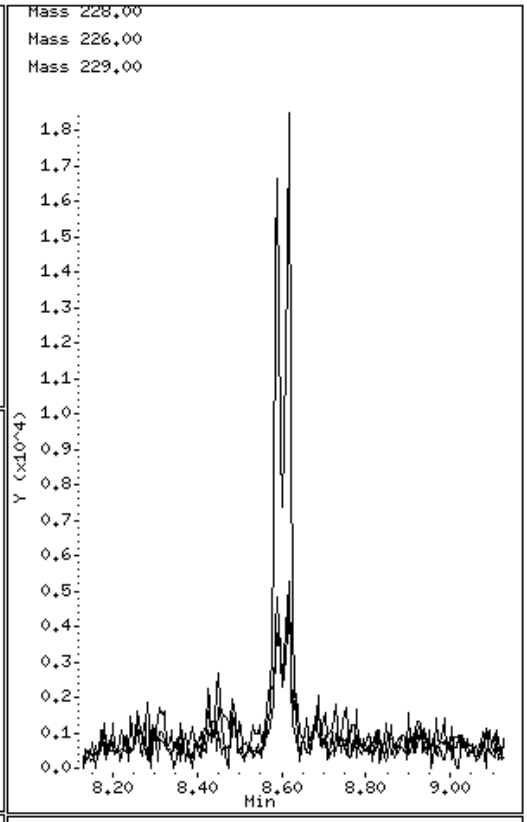

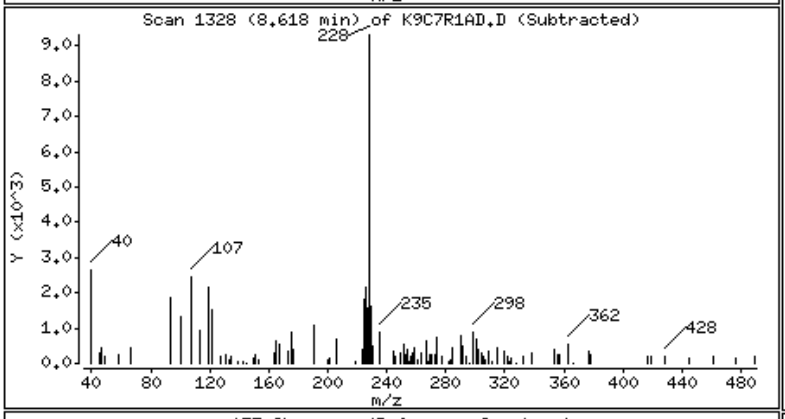

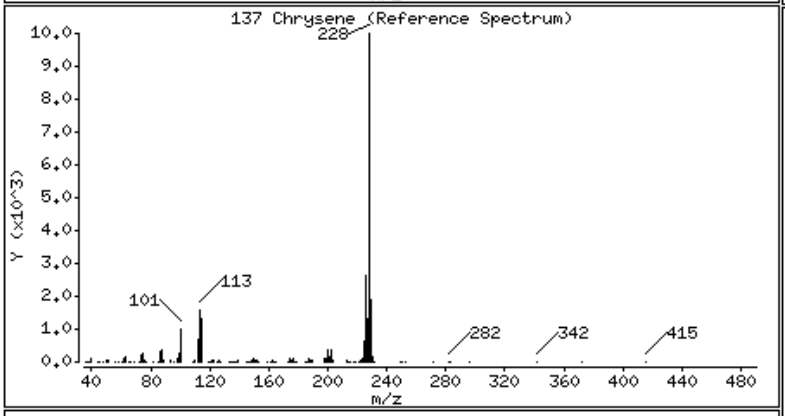

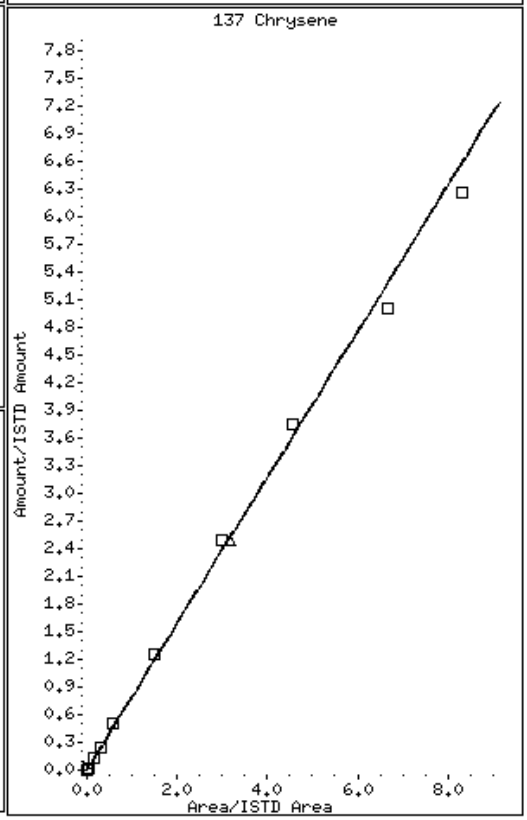

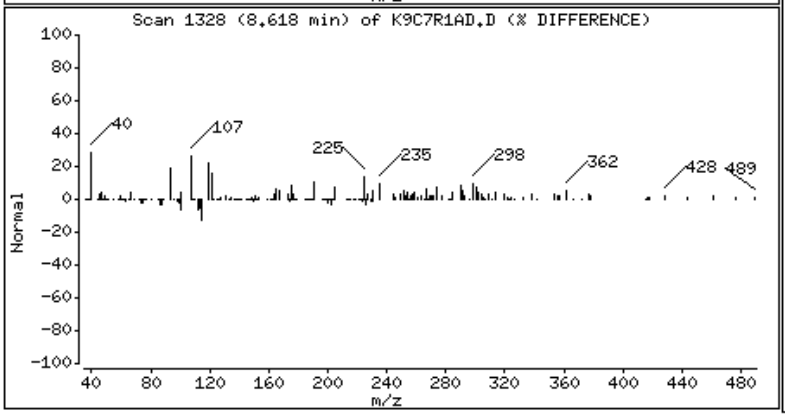

139 bis(2-ethylhexyl)Phthalate

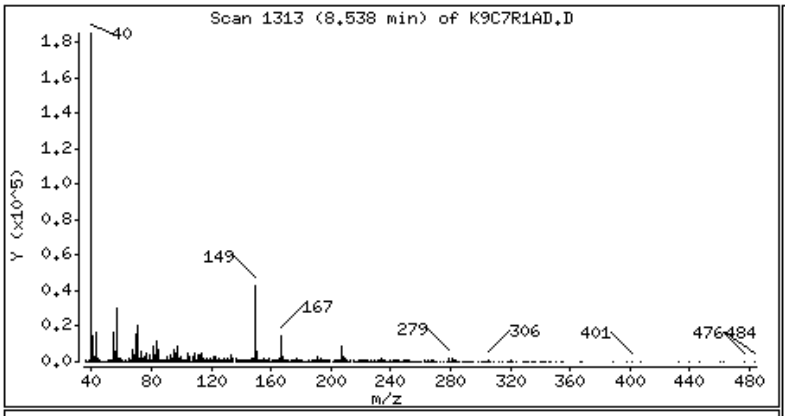

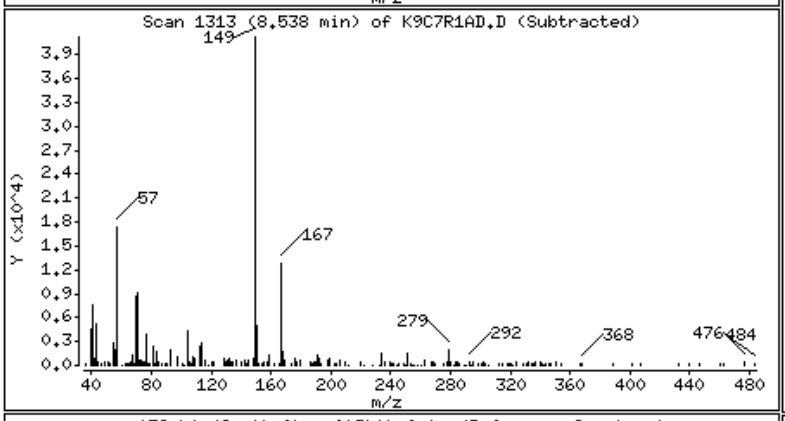

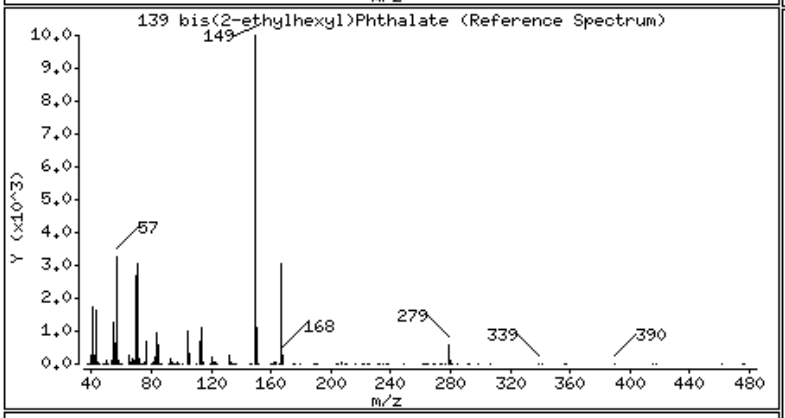

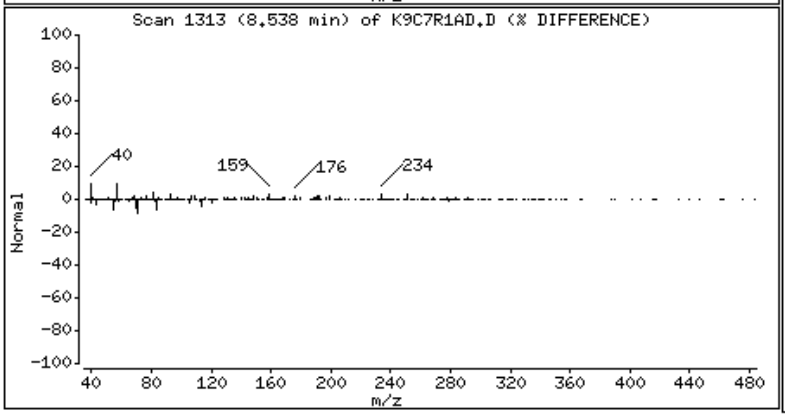

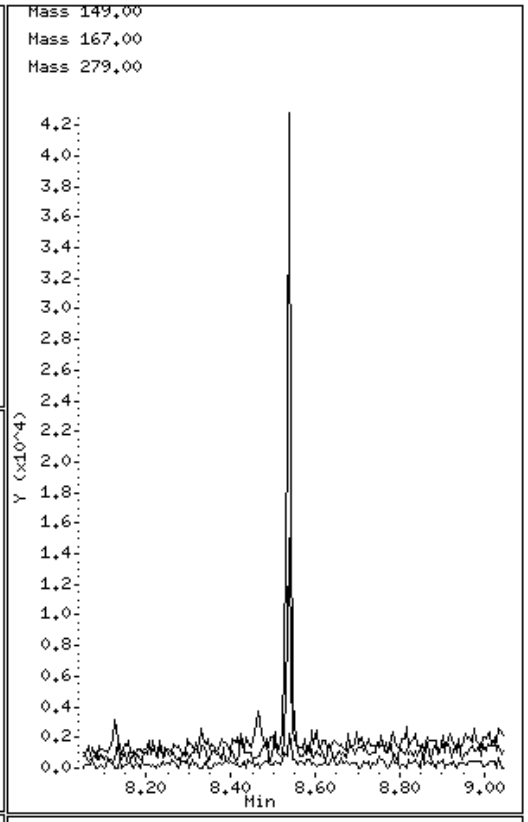

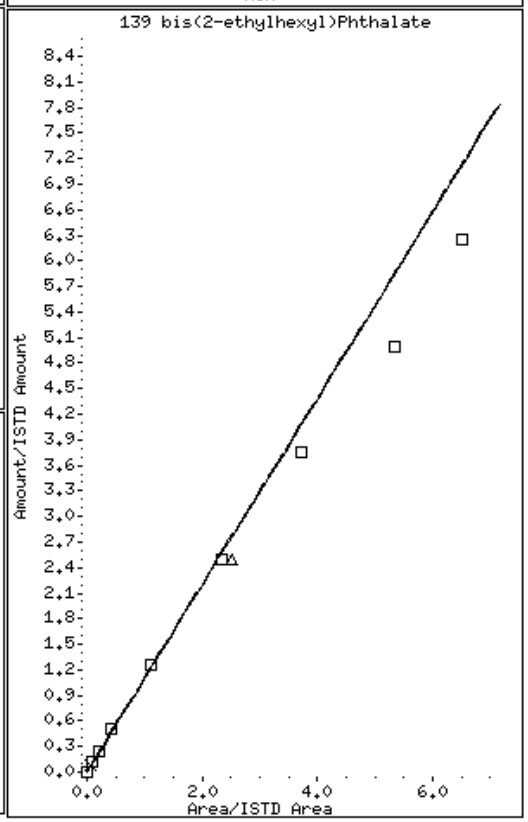

141 Benzo(b)fluoranthene

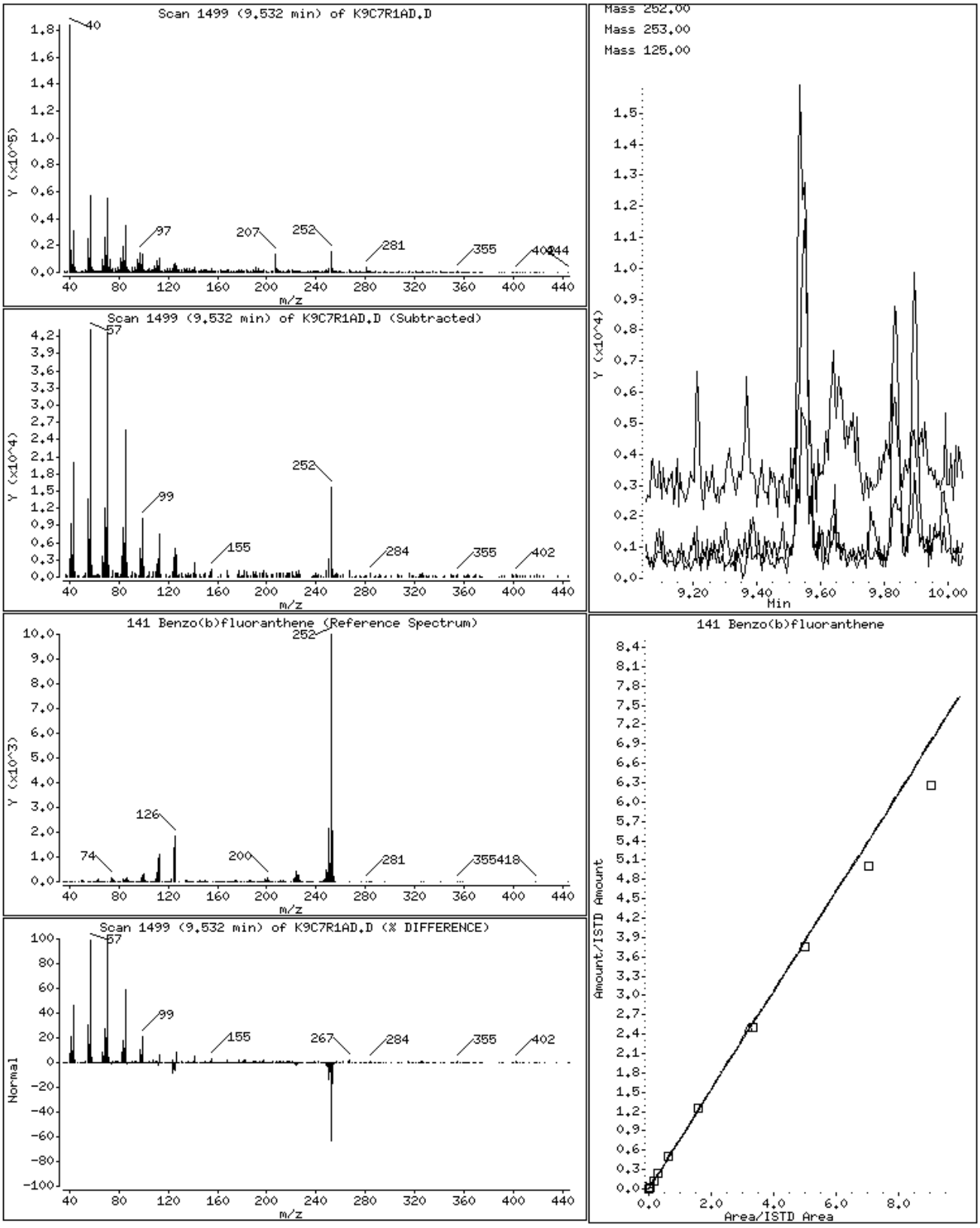

142 Benzo(k)fluoranthene

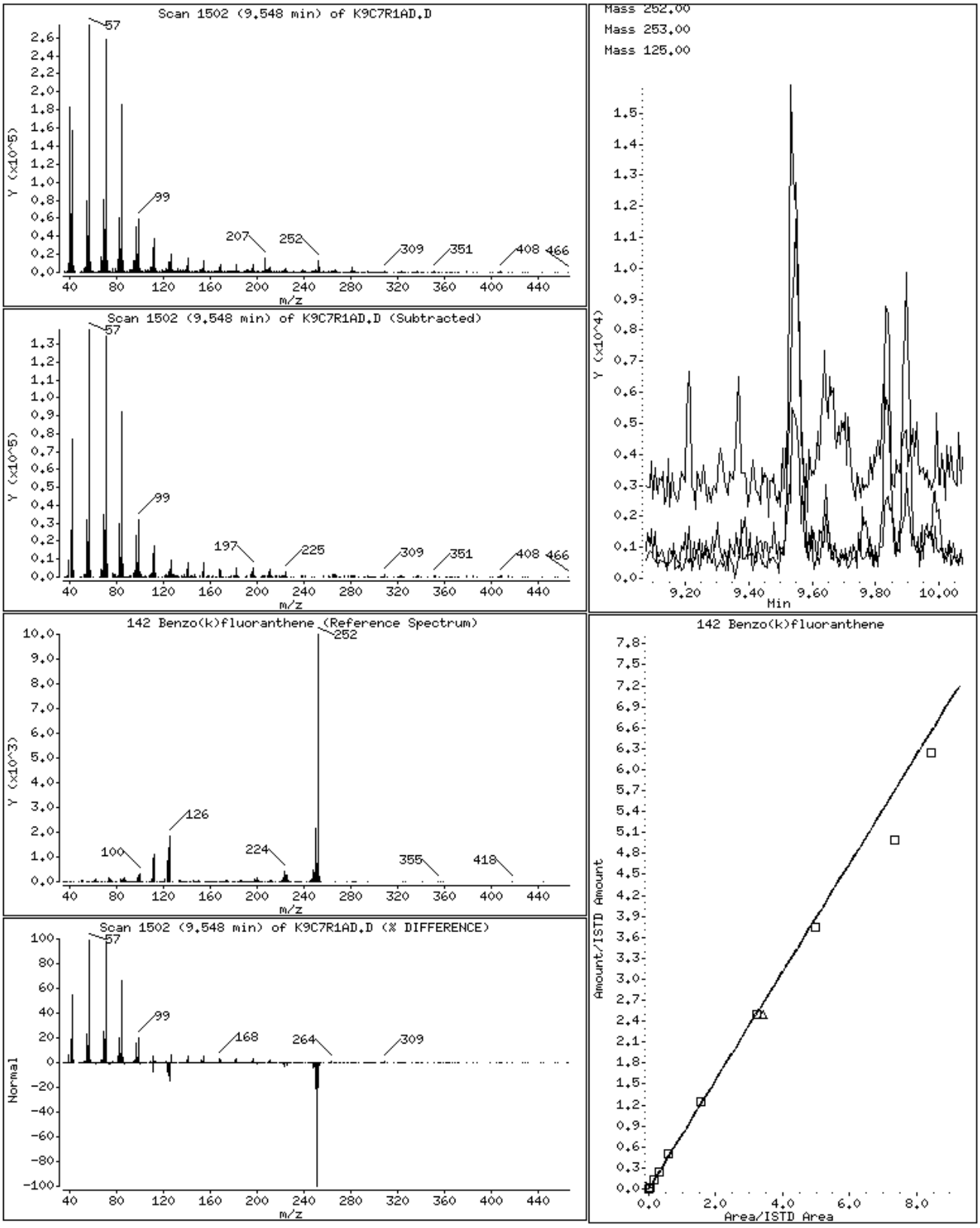

146 Benzo(a)pyrene

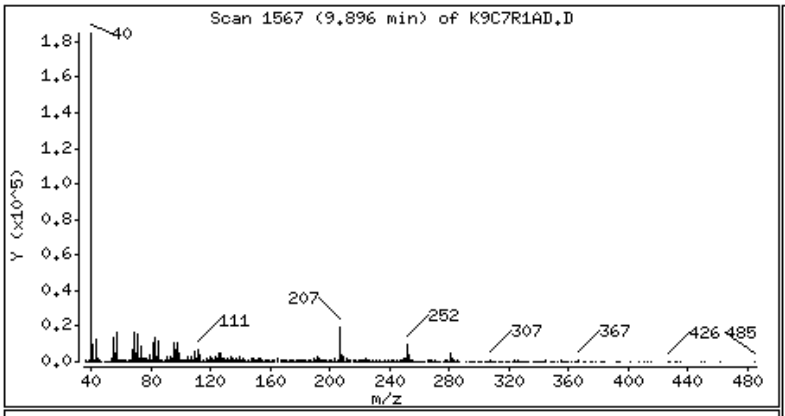

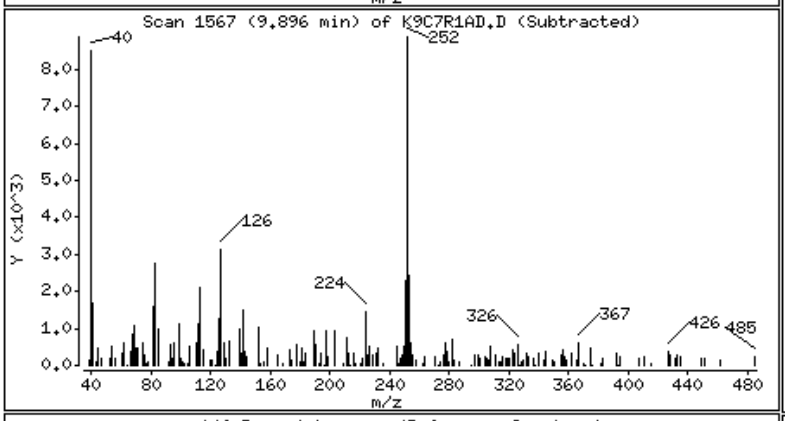

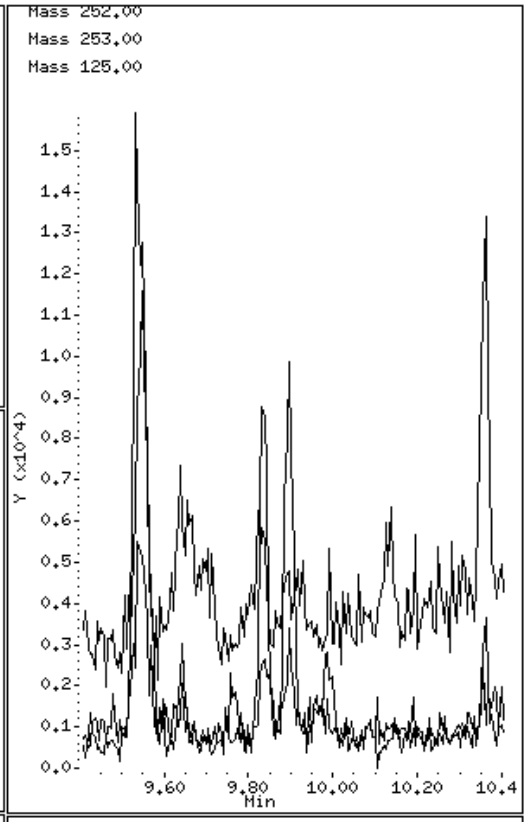

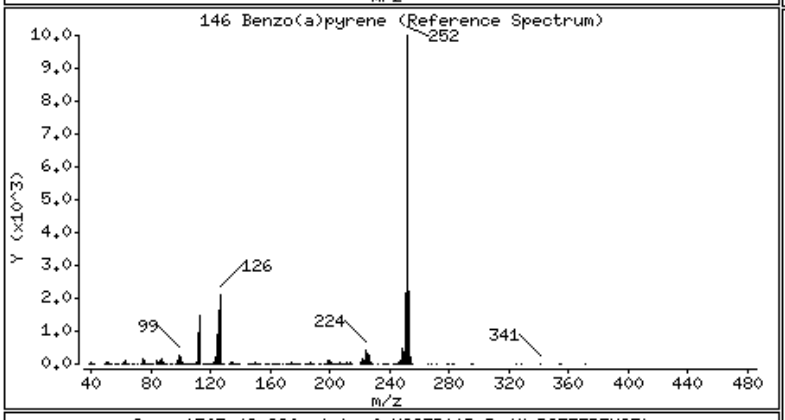

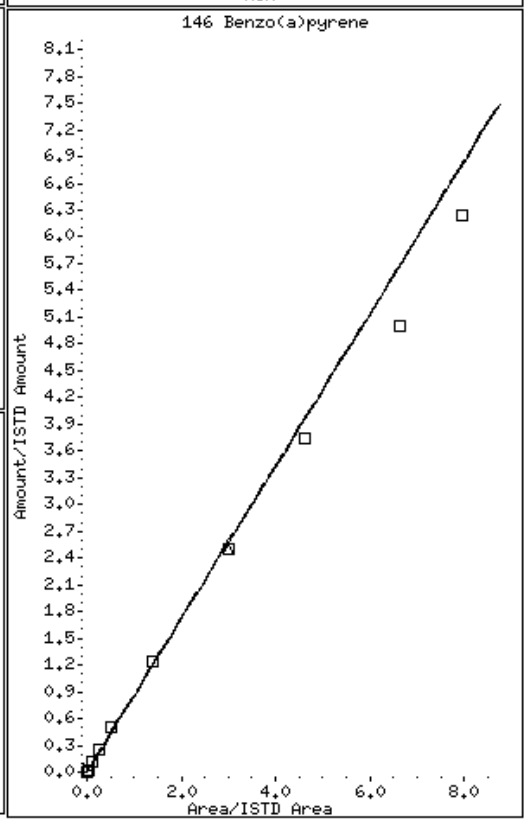

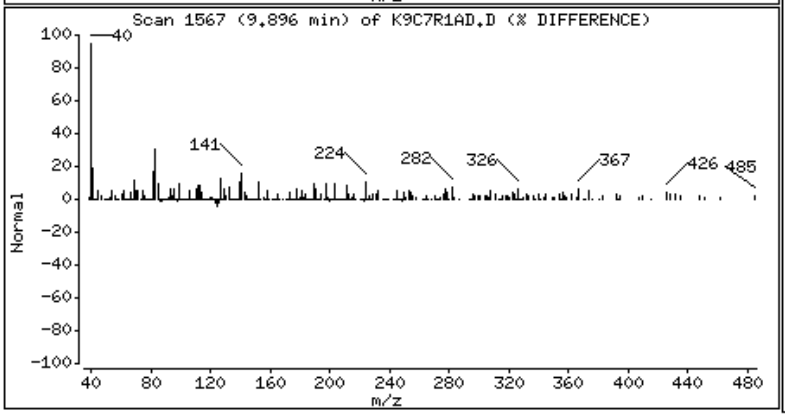

151 Benzo(g,h,i)perylene

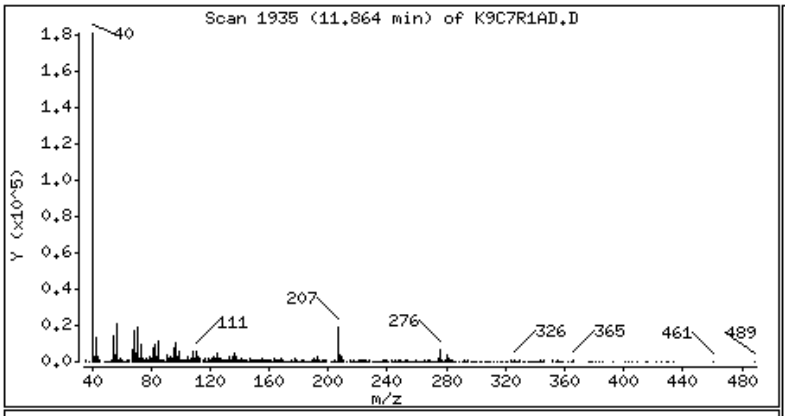

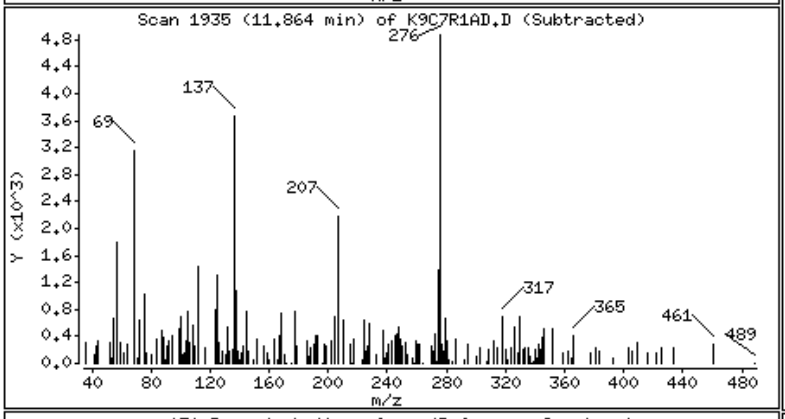

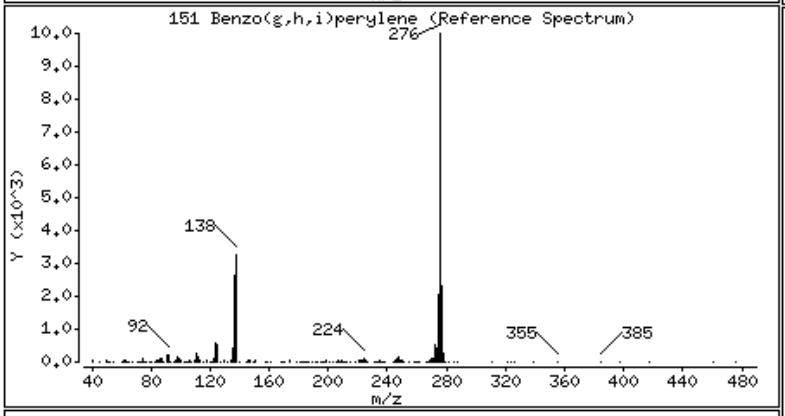

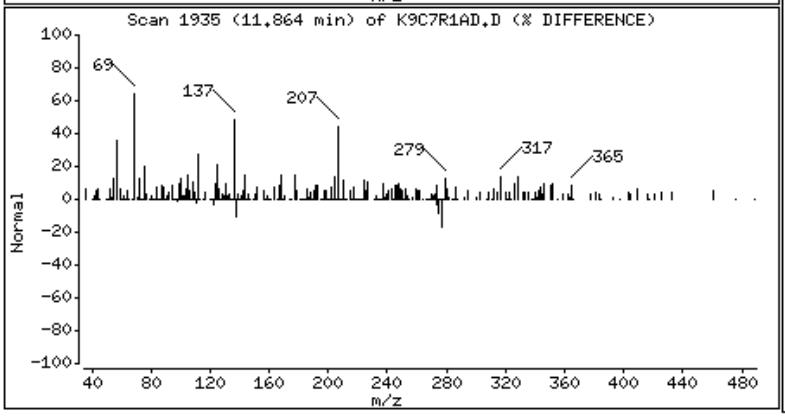

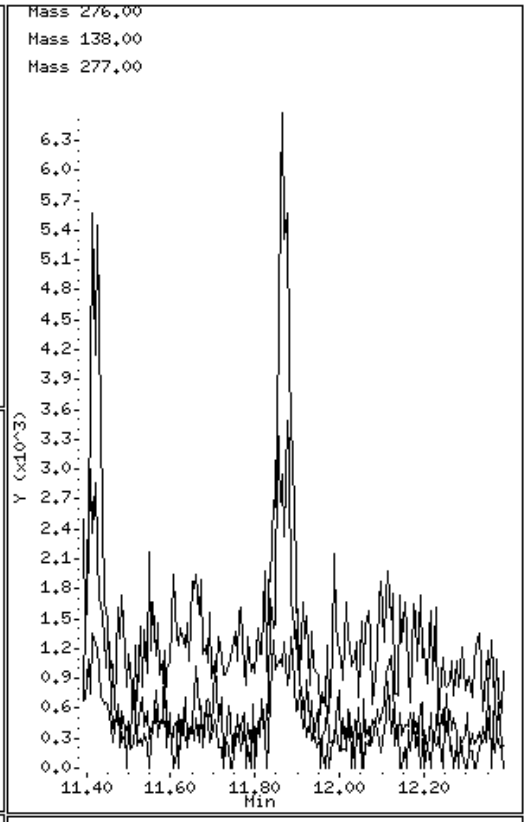

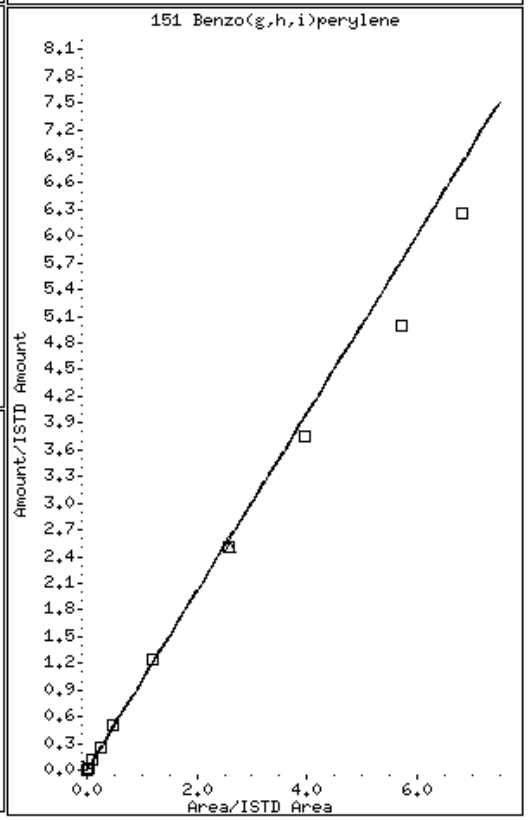

Data File Name: K9C7R1AD.D
Inj. Date and Time: 08-APR-2009 12:32
Instrument ID: a4hp7.i
Client ID: SCFmw-001-0008-WS
Compound Name: Benzo(b)fluoranthene
CAS #: 205-99-2
Report Date: 04/09/2009

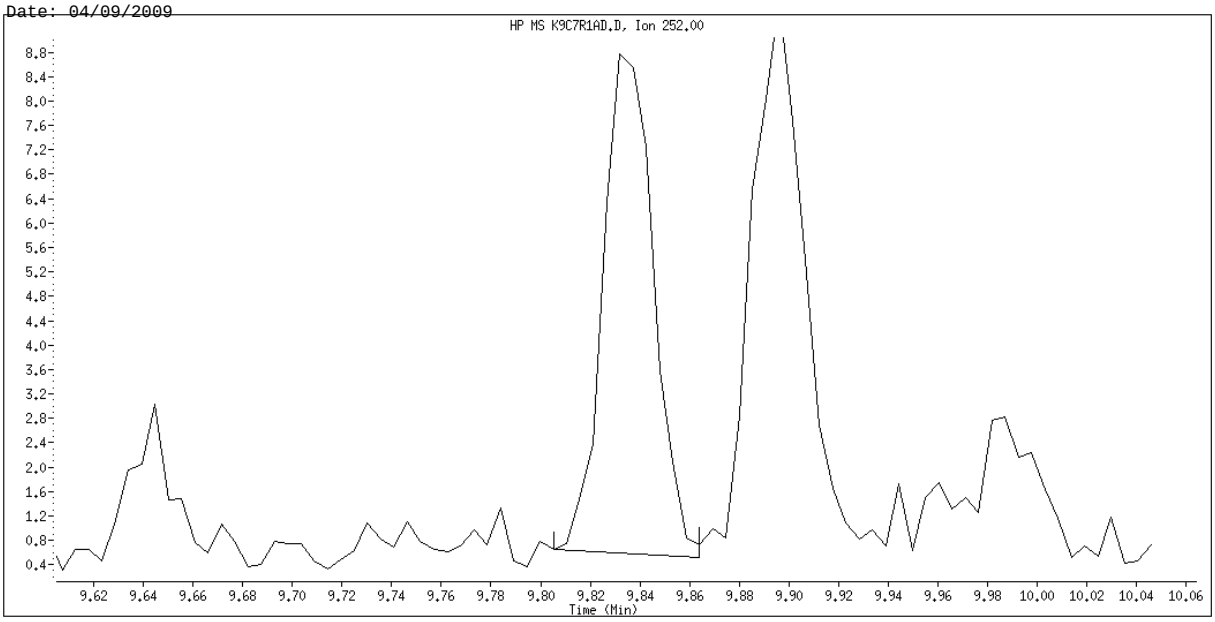

Original Integration

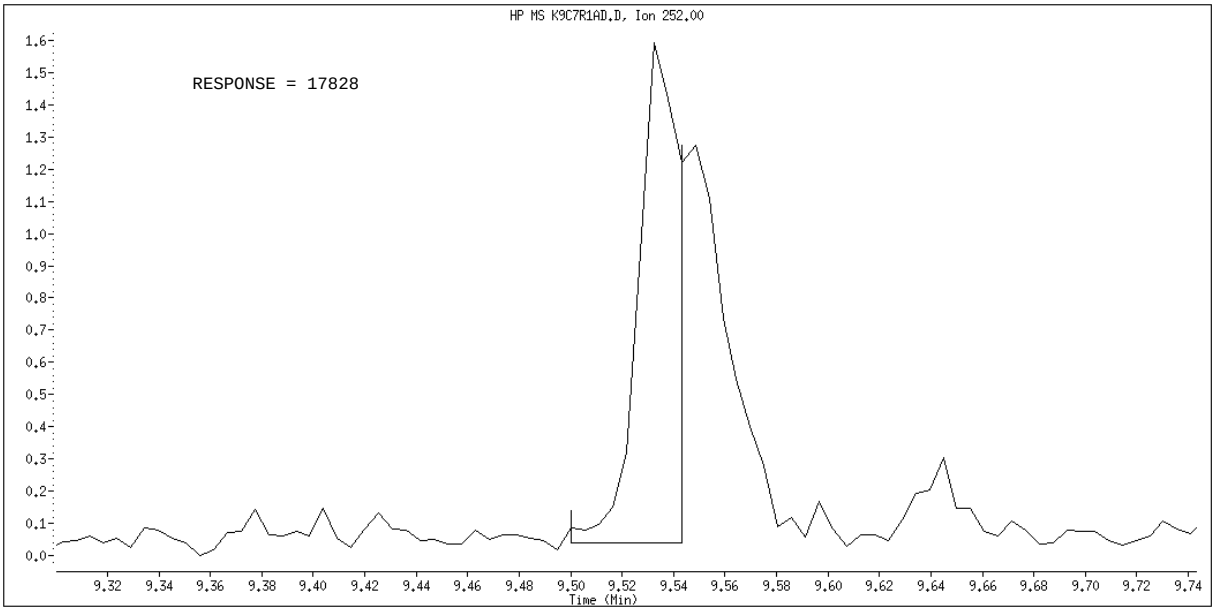

Manual Integration

Manually Integrated By: gruberj
Manual Integration Reason: Poor Chromatography

Data File Name: K9C7R1AD.D
Inj. Date and Time: 08-APR-2009 12:32
Instrument ID: a4hp7.i
Client ID: SCFmw-001-0008-WS
Compound Name: Benzo(k)fluoranthene
CAS #: 207-08-9
Report Date: 04/09/2009

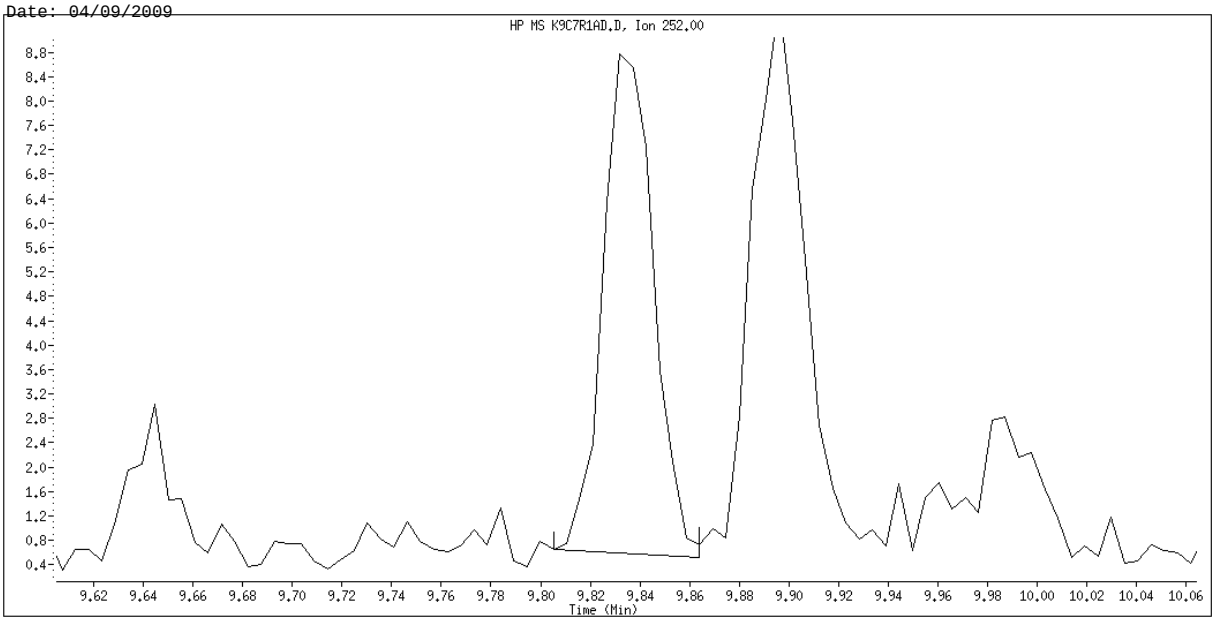

Original Integration

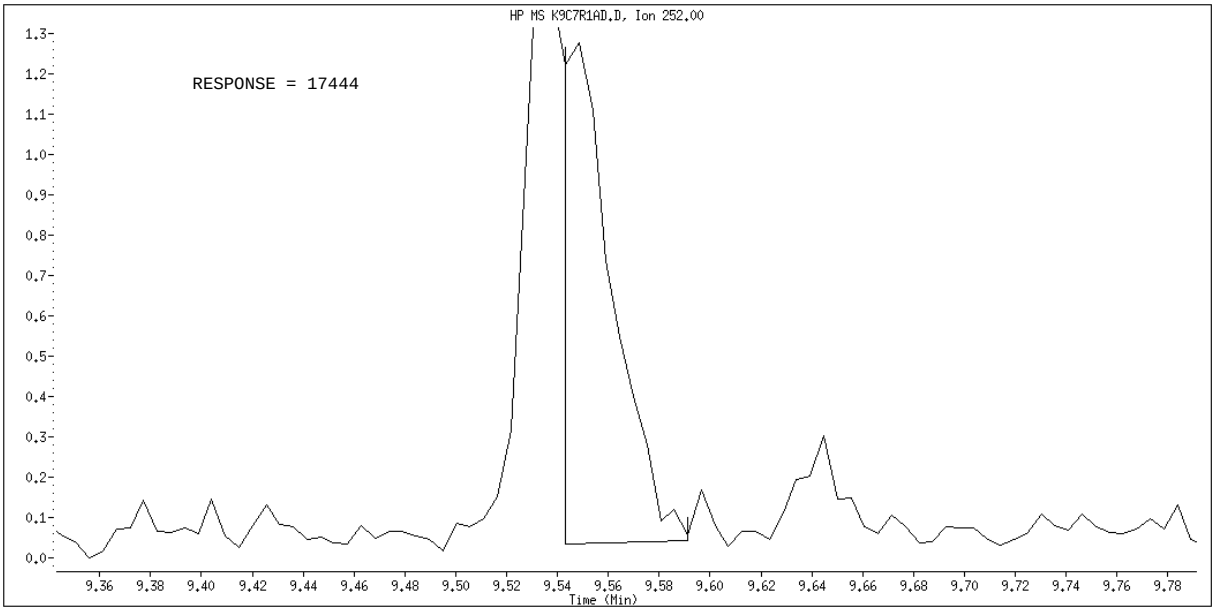

Manual Integration

Manually Integrated By: gruberj
Manual Integration Reason: Poor Chromatography

Science Applications International Corp

Client Sample ID: SCFmw-001-0008-WS

TCLP GC/MS Semivolatiles

Lot-Sample #...: A9C310174-006 **Work Order #...:** K9C7R1CE **Matrix.....:** SO
Date Sampled...: 03/27/09 10:05 **Date Received..:** 03/28/09
Leach Date.....: 04/01/09 **Prep Date.....:** 04/02/09 **Analysis Date..:** 04/07/09
Leach Batch #..: P909113 **Prep Batch #...:** 9092036
Dilution Factor: 1 **Initial Wgt/Vol:** 250 mL **Final Wgt/Vol..:** 2 mL
% Moisture.....: 12 **Method.....:** SW846 8270C

PARAMETER	RESULT	REPORTING LIMIT	UNITS
o-Cresol	ND	0.0040	mg/L
m-Cresol & p-Cresol	ND	0.040	mg/L
1,4-Dichlorobenzene	ND	0.0040	mg/L
2,4-Dinitrotoluene	ND	0.020	mg/L
Hexachlorobenzene	ND	0.020	mg/L
Hexachlorobutadiene	ND	0.020	mg/L
Hexachloroethane	ND	0.020	mg/L
Nitrobenzene	ND	0.0040	mg/L
Pentachlorophenol	ND	0.040	mg/L
Pyridine	ND	0.020	mg/L
2,4,5-Trichloro-phenol	ND	0.020	mg/L
2,4,6-Trichloro-phenol	ND	0.020	mg/L

SURROGATE	PERCENT RECOVERY	RECOVERY LIMITS
Nitrobenzene-d5	72	(29 - 111)
2-Fluorobiphenyl	68	(22 - 110)
Terphenyl-d14	96	(40 - 119)
Phenol-d5	63	(10 - 110)
2-Fluorophenol	36	(10 - 110)
2,4,6-Tribromophenol	34	(17 - 117)

NOTE(S):

Analysis performed in accordance with USEPA Toxicity Characteristic Leaching Procedure Method 1311

TestAmerica North Canton

Semivolatile REPORT SW-846 Method 8270

Data file : \\cansvr11\dd\chem\MSS\a4hp7.i\90407a.b\K9C7R1CE.D
Lab Smp Id: k9c7r1ce Client Smp ID: SCFmw-001-0008-WS
Inj Date : 07-APR-2009 15:30
Operator : 001710 Inst ID: a4hp7.i
Smp Info : k9c7r1ce,90407a.b,8270C-625,8-tclp.sub
Misc Info :
Comment   :
Method   : \\cansvr11\dd\chem\MSS\a4hp7.i\90407a.b\8270C-625.m
Meth Date : 08-Apr-2009 12:42 gruberj Quant Type: ISTD
Cal Date : 01-APR-2009 17:51 Cal File: 7SMH0401.D
Als bottle: 84
Dil Factor: 1.00000
Integrator: HP RTE Compound Sublist: 8-tclp.sub
Target Version: 4.14
Processing Host: CANPMSSV01

Concentration Formula: Amt * DF * Uf * Vt/(Vo * Vi) * .001 * CpndVariable

Name	Value	Description
DF	1.000	Dilution Factor
Uf	1.000	ng unit correction factor
Vt	2000.000	Volume of final extract (uL)
Vo	250.000	Volume of sample extracted (mL)
Vi	0.50000	Volume injected (uL)
Cpnd Variable		Local Compound Variable

	Compounds	QUANT SIG MASS	RT	EXP RT	REL RT	RESPONSE	CONCENTRATIONS ON-COLUMN (NG)	FINAL (mg/L)	
*	1 1,4-Dichlorobenzene-d4	152	3.424	3.424	(1.000)	167754	2.00000		(Q)
*	2 Naphthalene-d8	136	4.312	4.312	(1.000)	663834	2.00000		
*	3 Acenaphthene-d10	164	5.574	5.574	(1.000)	347882	2.00000		
*	4 Phenanthrene-d10	188	6.654	6.654	(1.000)	574542	2.00000		
*	5 Chrysene-d12	240	8.601	8.596	(1.000)	466938	2.00000		
*	6 Perylene-d12	264	9.965	9.954	(1.000)	448549	2.00000		
	9 Pyridine	79	Compound Not Detected.						
	27 1,4-Dichlorobenzene	146	Compound Not Detected.						
M	195 Cresols, total	100	Compound Not Detected.						
	30 2-Methylphenol	108	Compound Not Detected.						
	192 4-Methylphenol	108	Compound Not Detected.						
	193 3-Methylphenol	108	Compound Not Detected.						
	34 Hexachloroethane	117	Compound Not Detected.						
	35 Nitrobenzene	77	Compound Not Detected.						
	56 Hexachlorobutadiene	225	Compound Not Detected.						
	66 2,4,6-Trichlorophenol	196	Compound Not Detected.						
	67 2,4,5-Trichlorophenol	196	Compound Not Detected.						
	87 2,4-Dinitrotoluene	165	Compound Not Detected.						

107	Hexachlorobenzene	284	Compound Not Detected.
111	Pentachlorophenol	266	Compound Not Detected.

Compounds	QUANT SIG MASS	RT	EXP RT	REL RT	RESPONSE	CONCENTRATIONS ON-COLUMN (NG)	FINAL (mg/L)
$ 154 Nitrobenzene-d5	82	3.798	3.798	(0.881)	629457	3.57961	0.057274
$ 155 2-Fluorobiphenyl	172	5.066	5.071	(0.909)	713691	3.37828	0.054052
$ 156 Terphenyl-d14	244	7.794	7.794	(0.906)	919728	4.80378	0.076860
$ 157 Phenol-d5	99	3.135	3.135	(0.916)	827973	4.74972	0.075995
$ 158 2-Fluorophenol	112	2.557	2.563	(0.747)	307483	2.70413	0.043266
$ 159 2,4,6-Tribromophenol	330	6.146	6.146	(1.103)	46288	2.53867	0.040619(Q)
$ 186 2-Chlorophenol-d4	132	3.269	3.269	(0.955)	473170	4.88749	0.078200
$ 187 1,2-Dichlorobenzene-d4	152	3.531	3.531	(1.031)	201139	3.03040	0.048486

QC Flag Legend

Q - Qualifier signal failed the ratio test.

TestAmerica North Canton

INTERNAL STANDARD COMPOUNDS
AREA AND RT SUMMARY

Instrument ID: a4hp7.i
Lab File ID: K9C7R1CE.D
Lab Smp Id: k9c7r1ce
Analysis Type: SV
Quant Type: ISTD
Operator: 001710
Method File: \\cansvr11\dd\chem\MSS\a4hp7.i\90407a.b\8270C-625.m
Misc Info:

Calibration Date: 07-APR-2009
Calibration Time: 09:18
Client Smp ID: SCFmw-001-0008-WS
Level: MED
Sample Type: WATER

		AREA LIMIT			
COMPOUND	STANDARD	LOWER	UPPER	SAMPLE	%DIFF
1 1,4-Dichlorobenze	157181	78591	314362	167754	6.73
2 Naphthalene-d8	660718	330359	1321436	663834	0.47
3 Acenaphthene-d10	345944	172972	691888	347882	0.56
4 Phenanthrene-d10	563199	281600	1126398	574542	2.01
5 Chrysene-d12	465162	232581	930324	466938	0.38
6 Perylene-d12	429707	214854	859414	448549	4.38

		RT LIMIT			
COMPOUND	STANDARD	LOWER	UPPER	SAMPLE	%DIFF
1 1,4-Dichlorobenze	3.42	2.92	3.92	3.42	0.00
2 Naphthalene-d8	4.31	3.81	4.81	4.31	0.00
3 Acenaphthene-d10	5.57	5.07	6.07	5.57	0.00
4 Phenanthrene-d10	6.65	6.15	7.15	6.65	0.00
5 Chrysene-d12	8.60	8.10	9.10	8.60	0.06
6 Perylene-d12	9.95	9.45	10.45	9.97	0.11

AREA UPPER LIMIT = +100% of internal standard area.
AREA LOWER LIMIT = - 50% of internal standard area.
RT UPPER LIMIT = + 0.50 minutes of internal standard RT.
RT LOWER LIMIT = - 0.50 minutes of internal standard RT.

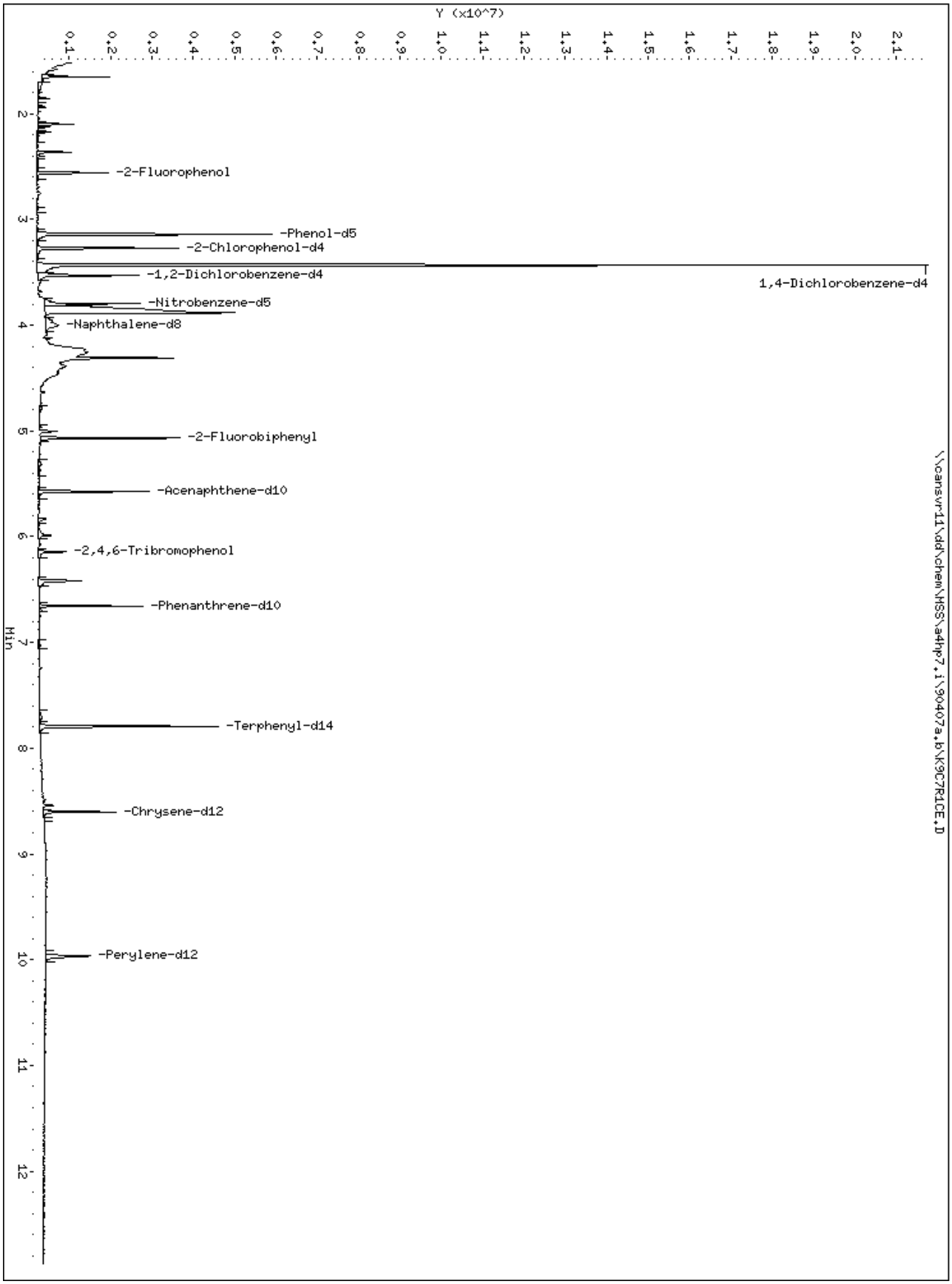
Y (x10^7)
0.1
0.2
0.3
0.4
0.5
0.6
0.7
0.8
0.9
1.0
1.1
1.2
1.3
1.4
1.5
1.6
1.7
1.8
1.9
2.0
2.1
Min
2
3
4
5
6
7
8
9
10
11
12
-2-Fluorophenol
-Phenol-d5
-2-Chlorophenol-d4
-1,2-Dichlorobenzene-d4
1,4-Dichlorobenzene-d4
-Nitrobenzene-d5
-Naphthalene-d8
-2-Fluorobiphenyl
-Acenaphthene-d10
-2,4,6-Tribromophenol
-Phenanthrene-d10
-Terphenyl-d14
-Chrysene-d12
-Perylene-d12
\\cansvr11\dd\chem\HSS\a4hp7.i\90407a.b\K9C7R1CE.D

Science Applications International Corp

Client Sample ID: SCFmw-002-0009-WS

GC/MS Semivolatiles

Lot-Sample #...: A9C310174-007 **Work Order #...:** K9C7W1AP **Matrix.....:** SO
Date Sampled...: 03/27/09 14:57 **Date Received..:** 03/28/09
Prep Date.....: 04/01/09 **Analysis Date..:** 04/08/09
Prep Batch #...: 9091239
Dilution Factor: 1 **Initial Wgt/Vol:** 30.14 g **Final Wgt/Vol..:** 2 mL
% Moisture.....: 20 **Method.....:** SW846 8270C

PARAMETER	RESULT	REPORTING LIMIT	UNITS
Acenaphthene	ND	8.3	ug/kg
Acenaphthylene	ND	8.3	ug/kg
Anthracene	ND	8.3	ug/kg
Benzo(a)anthracene	ND	8.3	ug/kg
Benzo(b)fluoranthene	**12**	**8.3**	**ug/kg**
Benzo(k)fluoranthene	ND	8.3	ug/kg
Benzoic acid	ND	820	ug/kg
Benzo(ghi)perylene	**22**	**8.3**	**ug/kg**
Benzo(a)pyrene	**8.5**	**8.3**	**ug/kg**
Benzyl alcohol	ND	410	ug/kg
bis(2-Chloroethoxy) methane	ND	120	ug/kg
bis(2-Chloroethyl)-ether	ND	120	ug/kg
bis(2-Chloroisopropyl) ether	ND	120	ug/kg
bis(2-Ethylhexyl) phthalate	**55 J**	**62**	**ug/kg**
4-Bromophenyl phenyl ether	ND	62	ug/kg
Butyl benzyl phthalate	ND	62	ug/kg
Carbazole	ND	62	ug/kg
4-Chloroaniline	ND	190	ug/kg
4-Chloro-3-methylphenol	ND	190	ug/kg
2-Chloronaphthalene	ND	62	ug/kg
2-Chlorophenol	ND	62	ug/kg
4-Chlorophenyl phenyl ether	ND	62	ug/kg
Chrysene	**9.6**	**8.3**	**ug/kg**
Dibenzo(a,h)anthracene	ND	8.3	ug/kg
Dibenzofuran	ND	62	ug/kg
Di-n-butyl phthalate	ND	62	ug/kg
1,2-Dichlorobenzene	ND	62	ug/kg
1,3-Dichlorobenzene	ND	62	ug/kg
1,4-Dichlorobenzene	ND	62	ug/kg
3,3'-Dichlorobenzidine	ND	120	ug/kg
2,4-Dichlorophenol	ND	190	ug/kg
Diethyl phthalate	ND	62	ug/kg

(Continued on next page)

Science Applications International Corp

Client Sample ID: SCFmw-002-0009-WS

GC/MS Semivolatiles

Lot-Sample #...: A9C310174-007 **Work Order #...:** K9C7W1AP **Matrix.....:** SO

PARAMETER	RESULT	REPORTING LIMIT	UNITS
2,4-Dimethylphenol	ND	190	ug/kg
Dimethyl phthalate	ND	62	ug/kg
4,6-Dinitro-2-methylphenol	ND	190	ug/kg
2,4-Dinitrophenol	ND	410	ug/kg
2,4-Dinitrotoluene	ND	250	ug/kg
2,6-Dinitrotoluene	ND	250	ug/kg
Di-n-octyl phthalate	ND	62	ug/kg
Fluoranthene	ND	8.3	ug/kg
Fluorene	ND	8.3	ug/kg
Hexachlorobenzene	ND	8.3	ug/kg
Hexachlorobutadiene	ND	62	ug/kg
Hexachlorocyclopenta-diene	ND	410	ug/kg
Hexachloroethane	ND	62	ug/kg
Indeno(1,2,3-cd)pyrene	**12**	**8.3**	**ug/kg**
Isophorone	ND	62	ug/kg
2-Methylnaphthalene	**31**	**8.3**	**ug/kg**
2-Methylphenol	ND	250	ug/kg
3-Methylphenol & 4-Methylphenol	ND	500	ug/kg
Naphthalene	**19**	**8.3**	**ug/kg**
2-Nitroaniline	ND	250	ug/kg
3-Nitroaniline	ND	250	ug/kg
4-Nitroaniline	ND	250	ug/kg
Nitrobenzene	ND	120	ug/kg
2-Nitrophenol	ND	62	ug/kg
4-Nitrophenol	ND	410	ug/kg
N-Nitrosodiphenylamine	ND	62	ug/kg
N-Nitrosodi-n-propyl-amine	ND	62	ug/kg
Pentachlorophenol	ND	190	ug/kg
Phenanthrene	ND	8.3	ug/kg
Phenol	ND	62	ug/kg
Pyrene	**12**	**8.3**	**ug/kg**
1,2,4-Trichloro-benzene	ND	62	ug/kg
2,4,5-Trichloro-phenol	ND	190	ug/kg
2,4,6-Trichloro-phenol	ND	190	ug/kg

(Continued on next page)

Science Applications International Corp

Client Sample ID: SCFmw-002-0009-WS

GC/MS Semivolatiles

Lot-Sample #...: A9C310174-007 **Work Order #...:** K9C7W1AP **Matrix.....:** SO

SURROGATE	PERCENT RECOVERY	RECOVERY LIMITS
Nitrobenzene-d5	69	(50 - 150)
2-Fluorobiphenyl	67	(50 - 150)
Terphenyl-d14	91	(50 - 150)
Phenol-d5	77	(50 - 150)
2-Fluorophenol	81	(50 - 150)
2,4,6-Tribromophenol	53	(50 - 150)

NOTE(S):

Results and reporting limits have been adjusted for dry weight.

J Estimated result. Result is less than RL.

TestAmerica North Canton

Semivolatile REPORT SW-846 Method 8270

Data file : \\cansvr11\dd\chem\MSS\a4hp7.i\90408a.b\K9C7W1AP.D
Lab Smp Id: k9c7w1ap Client Smp ID: SCFmw-002-0009-WS
Inj Date : 08-APR-2009 11:34
Operator : 001710 Inst ID: a4hp7.i
Smp Info : k9c7w1ap,90408a.b,8270C-625,1-827042d.sub
Misc Info :
Comment   :
Method   : \\cansvr11\dd\chem\MSS\a4hp7.i\90408a.b\8270C-625.m
Meth Date : 09-Apr-2009 14:54 gruberj Quant Type: ISTD
Cal Date : 01-APR-2009 17:51 Cal File: 7SMH0401.D
Als bottle: 9
Dil Factor: 1.00000
Integrator: HP RTE Compound Sublist: 1-827042d.sub
Target Version: 4.14
Processing Host: CANPMSSV01

Concentration Formula: Amt * DF * Uf * Vt/(Vi * Ws *) * CpndVariable

Name	Value	Description
DF	1.000	Dilution Factor
Uf	1.000	ng unit correction factor
Vt	2000.000	Volume of final extract (uL)(1000 low, 2
Vi	0.50000	Volume injected (uL)
Ws	30.140	Weight of sample extracted (g)
Cpnd Variable		Local Compound Variable

Compounds	QUANT SIG MASS	RT	EXP RT	REL RT	RESPONSE	CONCENTRATIONS ON-COLUMN (NG)	FINAL (ug/kg)	
* 1 1,4-Dichlorobenzene-d4	152	3.413	3.418	(1.000)	118053	2.00000		(Q)
* 2 Naphthalene-d8	136	4.306	4.306	(1.000)	508913	2.00000		
* 3 Acenaphthene-d10	164	5.569	5.569	(1.000)	276765	2.00000		
* 4 Phenanthrene-d10	188	6.649	6.649	(1.000)	457194	2.00000		
* 5 Chrysene-d12	240	8.601	8.607	(1.000)	376028	2.00000		
* 6 Perylene-d12	264	9.960	9.965	(1.000)	341603	2.00000		
9 Pyridine	79	Compound Not Detected.						
10 N-Nitrosodimethylamine	74	Compound Not Detected.						
11 Ethyl methacrylate	69	Compound Not Detected.						
12 3-Chloropropionitrile	54	Compound Not Detected.						
13 Malononitrile	66	Compound Not Detected.						
209 Benzaldehyde	77	Compound Not Detected.						
21 Aniline	93	Compound Not Detected.						
22 Phenol	94	Compound Not Detected.						
23 bis(2-Chloroethyl)ether	93	Compound Not Detected.						
24 2-Chlorophenol	128	Compound Not Detected.						
26 1,3-Dichlorobenzene	146	Compound Not Detected.						
27 1,4-Dichlorobenzene	146	Compound Not Detected.						

28	1,2-Dichlorobenzene	146	Compound Not Detected.
29	Benzyl Alcohol	108	Compound Not Detected.

	Compounds	QUANT SIG MASS	RT	EXP RT	REL RT	RESPONSE	CONCENTRATIONS ON-COLUMN (NG)	FINAL (ug/kg)
30	2-Methylphenol	108	Compound Not Detected.					
31	bis(2-Chloroisopropyl)ether	45	Compound Not Detected.					
37	Acetophenone	105	Compound Not Detected.					
32	N-Nitroso-di-n-propylamine	70	Compound Not Detected.					
192	4-Methylphenol	108	Compound Not Detected.					
34	Hexachloroethane	117	Compound Not Detected.					
35	Nitrobenzene	77	Compound Not Detected.					
41	Isophorone	82	Compound Not Detected.					
42	2-Nitrophenol	139	Compound Not Detected.					
43	2,4-Dimethylphenol	107	Compound Not Detected.					
44	bis(2-Chloroethoxy)methane	93	Compound Not Detected.					
46	2,4-Toluenediamene	121	Compound Not Detected.					
47	1,3,5-Trichlorobenzene	180	Compound Not Detected.					
48	2,4-Dichlorophenol	162	Compound Not Detected.					
49	Benzoic Acid	122	Compound Not Detected.					
50	1,2,4-Trichlorobenzene	180	Compound Not Detected.					
51	Naphthalene	128	4.322	4.322	(1.004)	28214	0.11374	15.095
52	4-Chloroaniline	127	Compound Not Detected.					
56	Hexachlorobutadiene	225	Compound Not Detected.					
210	Caprolactam	113	Compound Not Detected.					
57	1,2,3-Trichlorobenzene	180	Compound Not Detected.					
59	4-Chloro-3-Methylphenol	107	Compound Not Detected.					
62	2-Methylnaphthalene	142	4.809	4.814	(1.117)	25336	0.18905	25.090
63	1-Methylnaphthalene	142	4.884	4.884	(1.134)	28365	0.18637	24.733
64	Hexachlorocyclopentadiene	237	Compound Not Detected.					
66	2,4,6-Trichlorophenol	196	Compound Not Detected.					
67	2,4,5-Trichlorophenol	196	Compound Not Detected.					
211	1,1'-Biphenyl	154	Compound Not Detected.					
68	1,2,3,5-Tetrachlorobenzene	216	Compound Not Detected.					
70	2-Chloronaphthalene	162	Compound Not Detected.					
73	2-Nitroaniline	65	Compound Not Detected.					
74	1,2,3,4-Tetrachlorobenzene	216	Compound Not Detected.					
76	Dimethylphthalate	163	Compound Not Detected.					
78	2,6-Dinitrotoluene	165	Compound Not Detected.					
79	Acenaphthylene	152	Compound Not Detected.					
80	1,2-Dinitrobenzene	168	Compound Not Detected.					
81	3-Nitroaniline	138	Compound Not Detected.					
82	Acenaphthene	153	Compound Not Detected.					
83	2,4-Dinitrophenol	184	Compound Not Detected.					
85	4-Nitrophenol	109	Compound Not Detected.					
86	Dibenzofuran	168	Compound Not Detected.					
87	2,4-Dinitrotoluene	165	Compound Not Detected.					
91	2,3,5,6-Tetrachlorophenol	232	Compound Not Detected.					
93	Diethylphthalate	149	Compound Not Detected.					
94	Fluorene	166	Compound Not Detected.					
95	4-Chlorophenyl-phenylether	204	Compound Not Detected.					
96	4-Nitroaniline	138	Compound Not Detected.					
98	4,6-Dinitro-2-methylphenol	198	Compound Not Detected.					
99	N-Nitrosodiphenylamine	169	Compound Not Detected.					
100	1,2-Diphenylhydrazine	77	Compound Not Detected.					
106	4-Bromophenyl-phenylether	248	Compound Not Detected.					
107	Hexachlorobenzene	284	Compound Not Detected.					

212	Atrazine	200	Compound Not Detected.
111	Pentachlorophenol	266	Compound Not Detected.

Compounds	QUANT SIG MASS	RT	EXP RT	REL RT	RESPONSE	CONCENTRATIONS ON-COLUMN (NG)	FINAL (ug/kg)
115 Phenanthrene	178	Compound Not Detected.					
116 Anthracene	178	Compound Not Detected.					
119 Carbazole	167	Compound Not Detected.					
120 Di-n-Butylphthalate	149	Compound Not Detected.					
123 Fluoranthene	202	Compound Not Detected.					
124 Benzidine	184	Compound Not Detected.					
125 Pyrene	202	7.703	7.708	(0.896)	19059	0.07208	9.5654
131 Butylbenzylphthalate	149	Compound Not Detected.					
133 3,3'-Dimethoxybenzidine	244	Compound Not Detected.					
135 3,3'-Dichlorobenzidine	252	Compound Not Detected.					
136 Benzo(a)Anthracene	228	Compound Not Detected.					
137 Chrysene	228	8.617	8.628	(1.002)	13733	0.05772	7.6604
138 4,4'-Methylene bis(o-chloroan	231	Compound Not Detected.					
139 bis(2-ethylhexyl)Phthalate	149	8.543	8.548	(0.993)	57133	0.33224	44.093
140 Di-n-octylphthalate	149	Compound Not Detected.					
141 Benzo(b)fluoranthene	252	9.543	9.548	(0.958)	15583	0.06997	9.2858(QM)
142 Benzo(k)fluoranthene	252	Compound Not Detected.					
146 Benzo(a)pyrene	252	9.896	9.906	(0.994)	10220	0.05116	6.7892
149 Indeno(1,2,3-cd)pyrene	276	11.864	11.447	(1.191)	15162	0.07425	9.8539
150 Dibenz(a,h)anthracene	278	Compound Not Detected.					
151 Benzo(g,h,i)perylene	276	11.880	11.891	(1.193)	22971	0.13443	17.841(M)
198 1,4-Dioxane	88	Compound Not Detected.					
$ 154 Nitrobenzene-d5	82	3.788	3.793	(0.880)	463083	3.43514	455.89
$ 155 2-Fluorobiphenyl	172	5.066	5.066	(0.910)	559073	3.32640	441.46
$ 156 Terphenyl-d14	244	7.788	7.788	(0.905)	699336	4.53574	601.96
$ 157 Phenol-d5	99	3.140	3.135	(0.920)	703891	5.73790	761.50
$ 158 2-Fluorophenol	112	2.573	2.557	(0.754)	483655	6.04418	802.15
$ 159 2,4,6-Tribromophenol	330	6.141	6.141	(1.103)	58114	4.00626	531.69
$ 186 2-Chlorophenol-d4	132	3.269	3.269	(0.958)	425891	6.25120	829.62
$ 187 1,2-Dichlorobenzene-d4	152	3.520	3.525	(1.031)	121478	2.60074	345.16
M 195 Cresols, total	100	Compound Not Detected.					
101 Diphenylamine	169	Compound Not Detected.					

QC Flag Legend

Q - Qualifier signal failed the ratio test.
M - Compound response manually integrated.

TestAmerica North Canton

INTERNAL STANDARD COMPOUNDS
AREA AND RT SUMMARY

Instrument ID: a4hp7.i
Lab File ID: K9C7W1AP.D
Lab Smp Id: k9c7w1ap
Analysis Type: SV
Quant Type: ISTD
Operator: 001710
Method File: \\cansvr11\dd\chem\MSS\a4hp7.i\90408a.b\8270C-625.m
Misc Info:

Calibration Date: 08-APR-2009
Calibration Time: 09:12
Client Smp ID: SCFmw-002-0009-WS
Level: LOW
Sample Type: SOIL

		AREA LIMIT			
COMPOUND	STANDARD	LOWER	UPPER	SAMPLE	%DIFF
1 1,4-Dichlorobenze	158685	79343	317370	118053	-25.61
2 Naphthalene-d8	644503	322252	1289006	508913	-21.04
3 Acenaphthene-d10	340284	170142	680568	276765	-18.67
4 Phenanthrene-d10	541642	270821	1083284	457194	-15.59
5 Chrysene-d12	453136	226568	906272	376028	-17.02
6 Perylene-d12	432956	216478	865912	341603	-21.10

		RT LIMIT			
COMPOUND	STANDARD	LOWER	UPPER	SAMPLE	%DIFF
1 1,4-Dichlorobenze	3.42	2.92	3.92	3.41	-0.15
2 Naphthalene-d8	4.31	3.81	4.81	4.31	0.00
3 Acenaphthene-d10	5.57	5.07	6.07	5.57	0.00
4 Phenanthrene-d10	6.65	6.15	7.15	6.65	0.00
5 Chrysene-d12	8.61	8.11	9.11	8.60	-0.06
6 Perylene-d12	9.97	9.47	10.47	9.96	-0.05

AREA UPPER LIMIT = +100% of internal standard area.
AREA LOWER LIMIT = - 50% of internal standard area.
RT UPPER LIMIT = + 0.50 minutes of internal standard RT.
RT LOWER LIMIT = - 0.50 minutes of internal standard RT.

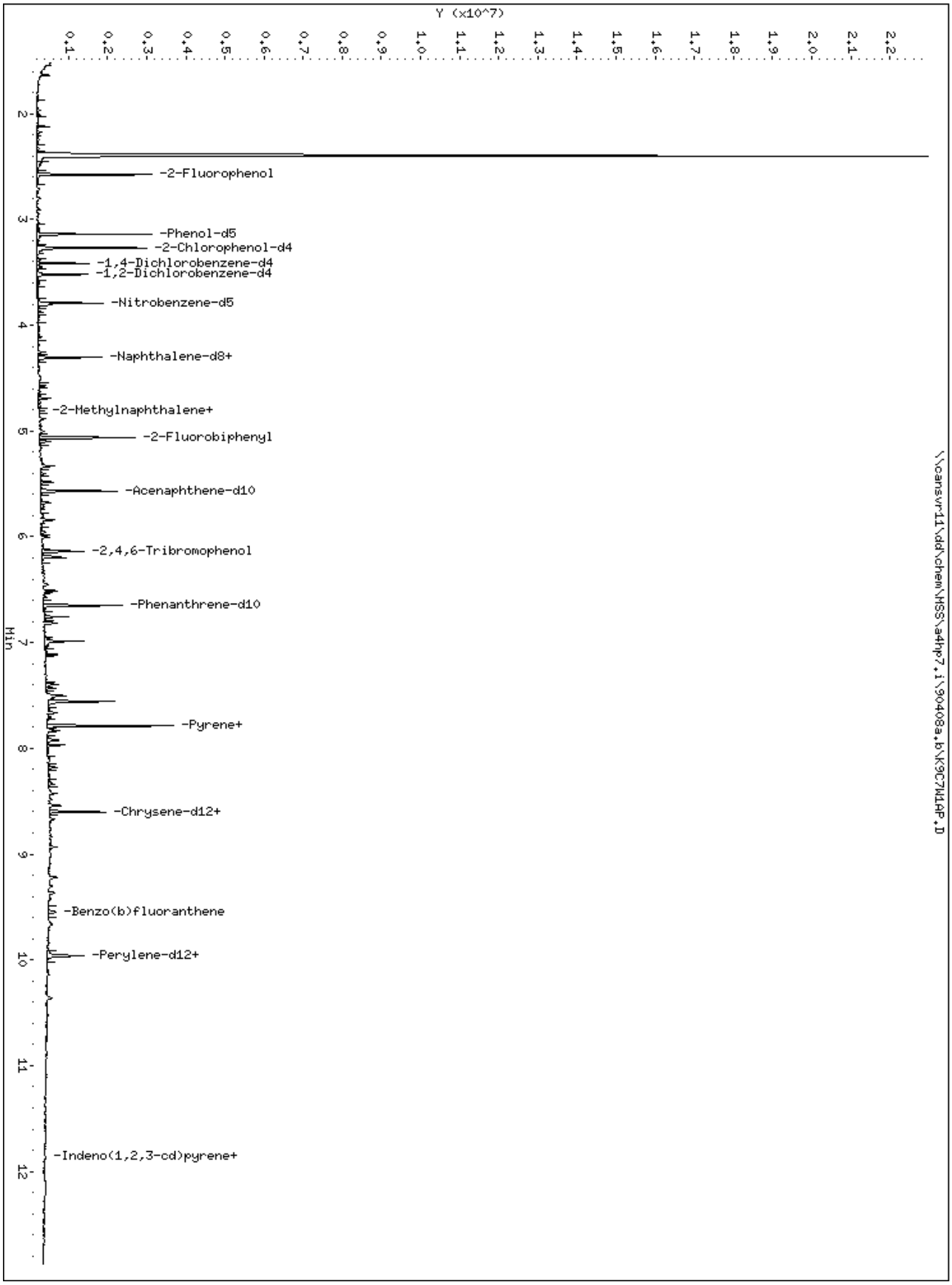
Y (x10^7)
0.1
0.2
0.3
0.4
0.5
0.6
0.7
0.8
0.9
1.0
1.1
1.2
1.3
1.4
1.5
1.6
1.7
1.8
1.9
2.0
2.1
2.2
Min
2
3
4
5
6
7
8
9
10
11
12
-2-Fluorophenol
-Phenol-d5
-2-Chlorophenol-d4
-1,4-Dichlorobenzene-d4
-1,2-Dichlorobenzene-d4
-Nitrobenzene-d5
-Naphthalene-d8+
-2-Methylnaphthalene+
-2-Fluorobiphenyl
-Acenaphthene-d10
-2,4,6-Tribromophenol
-Phenanthrene-d10
-Pyrene+
-Chrysene-d12+
-Benzo(b)fluoranthene
-Perylene-d12+
-Indeno(1,2,3-cd)pyrene+
\\cansvr11\dd\chem\HSS\a4hp7.i\90408a.b\K9C7W10P.D

51 Naphthalene

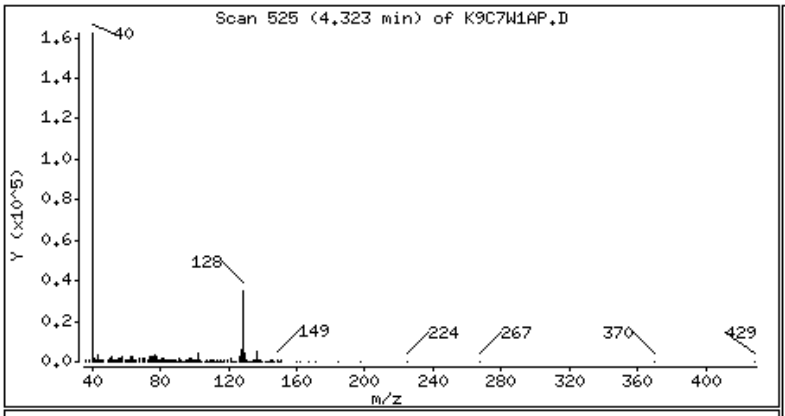

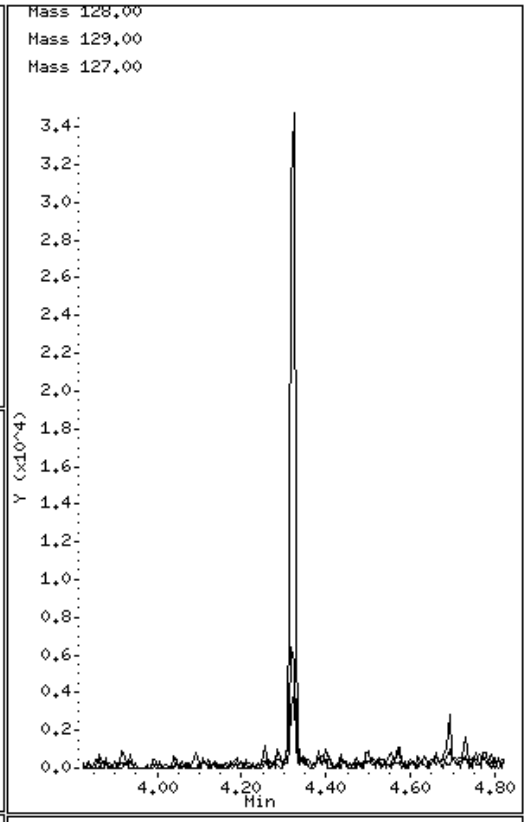

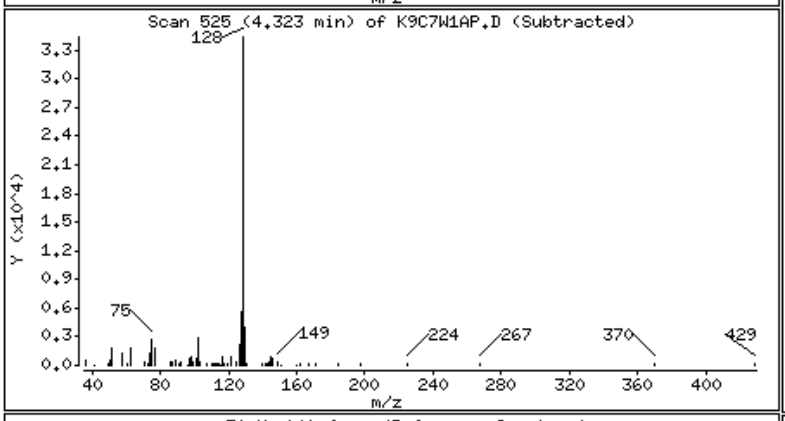

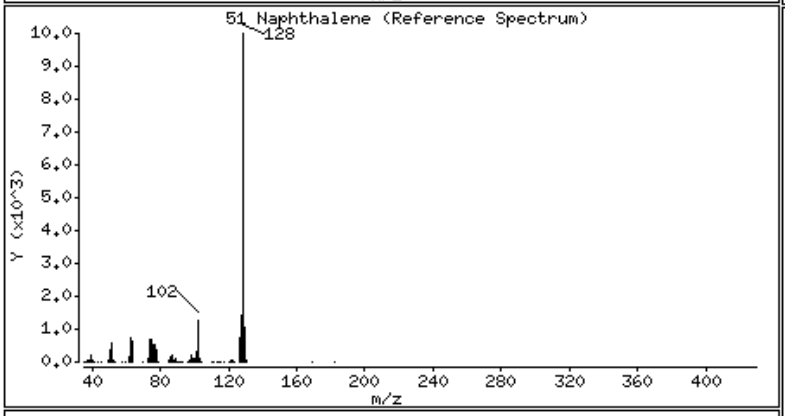

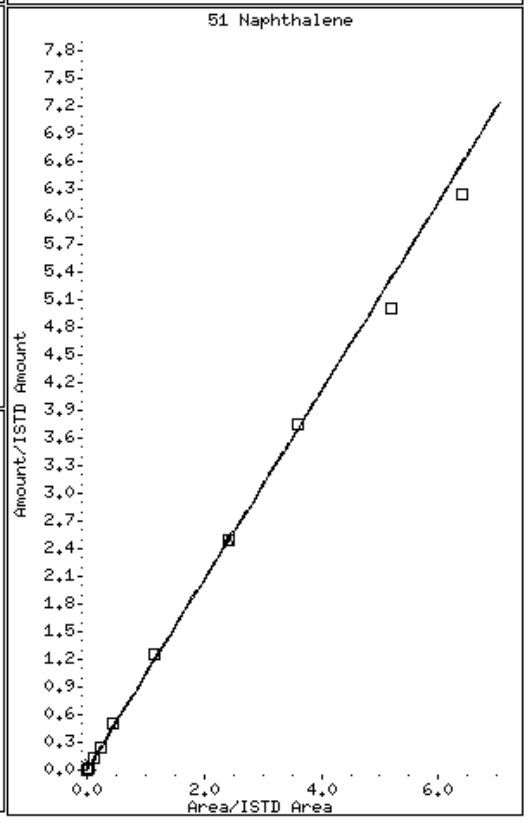

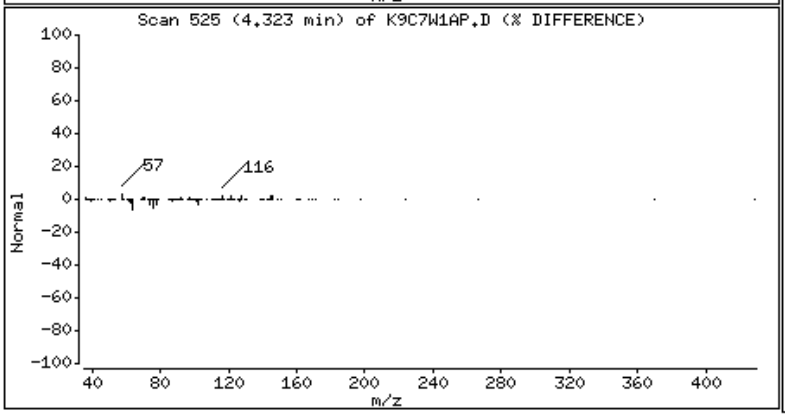

62 2-Methylnaphthalene

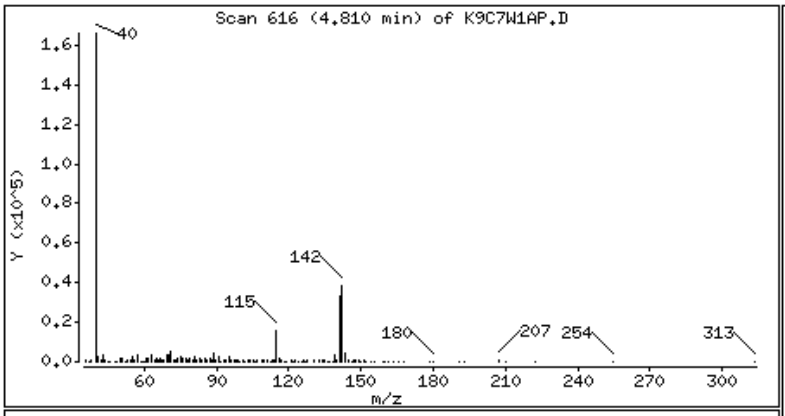

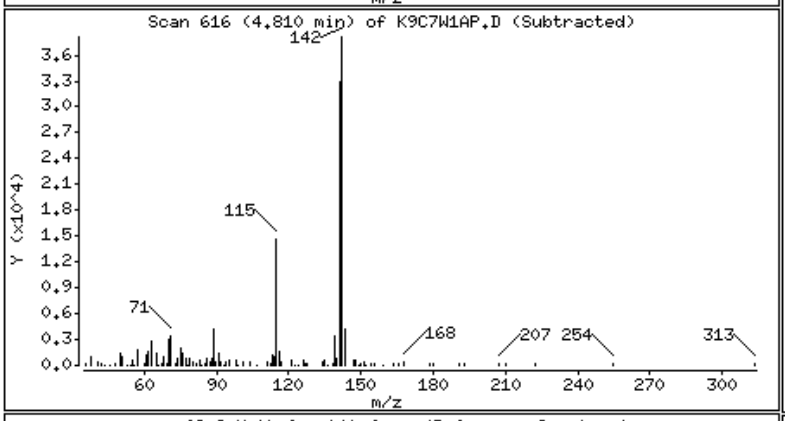

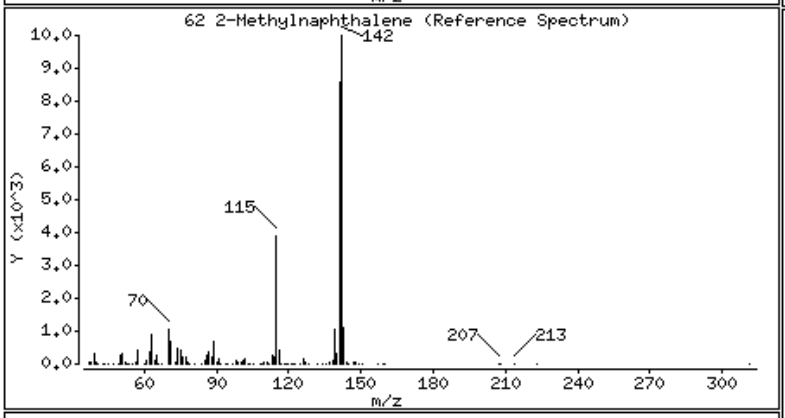

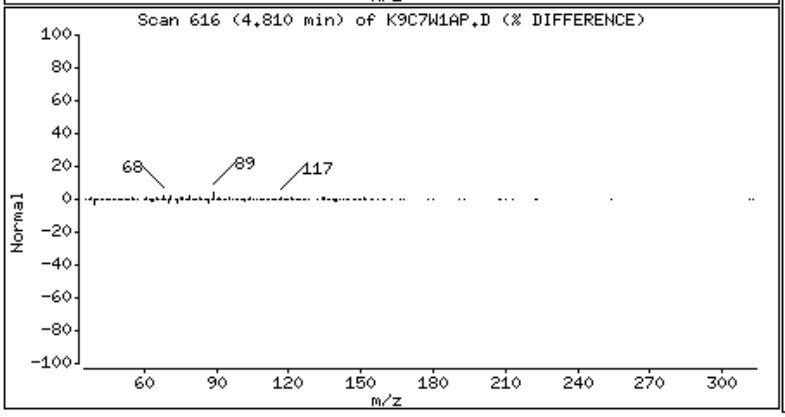

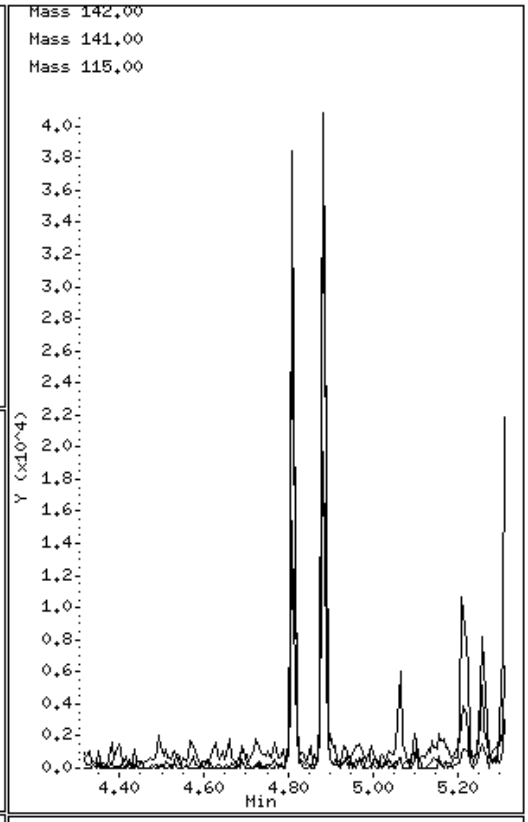

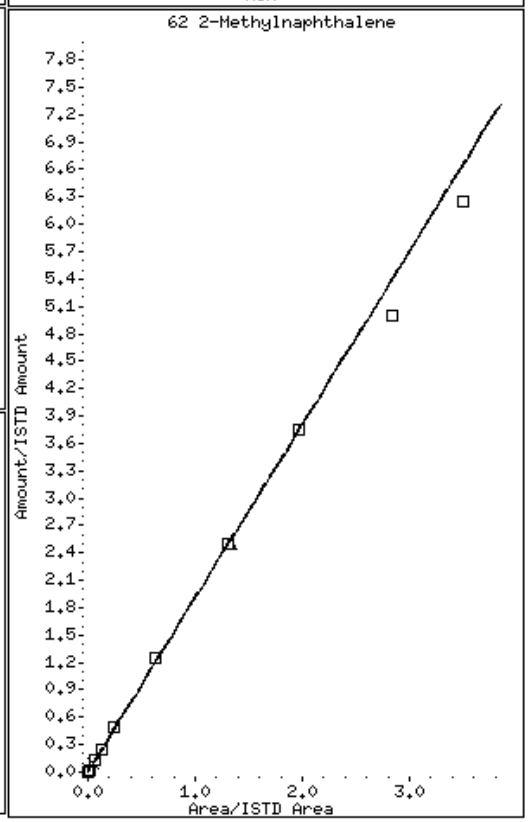

63 1-Methylnaphthalene

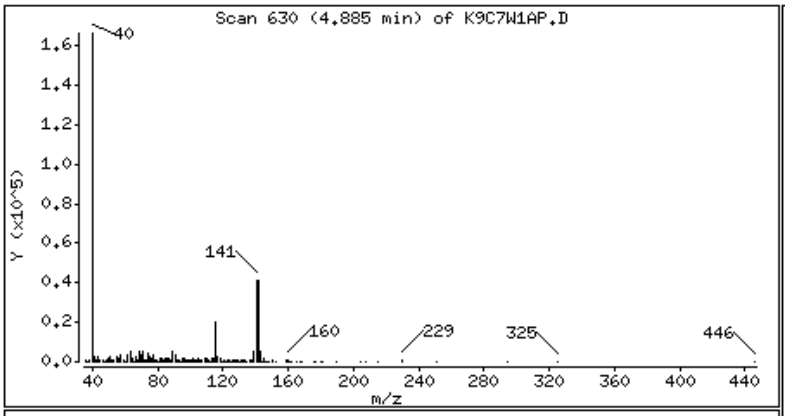

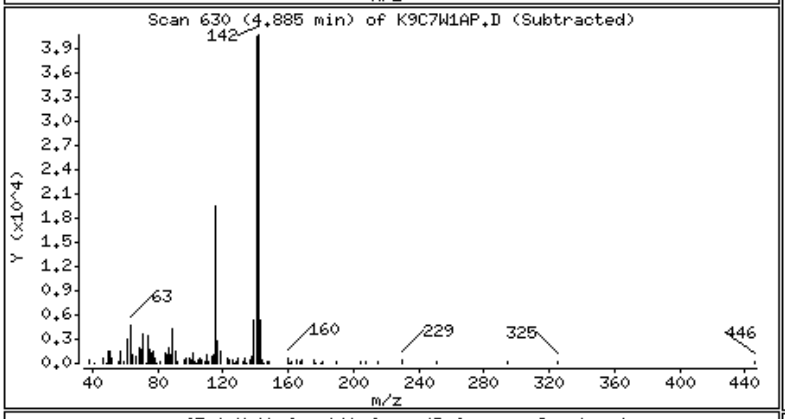

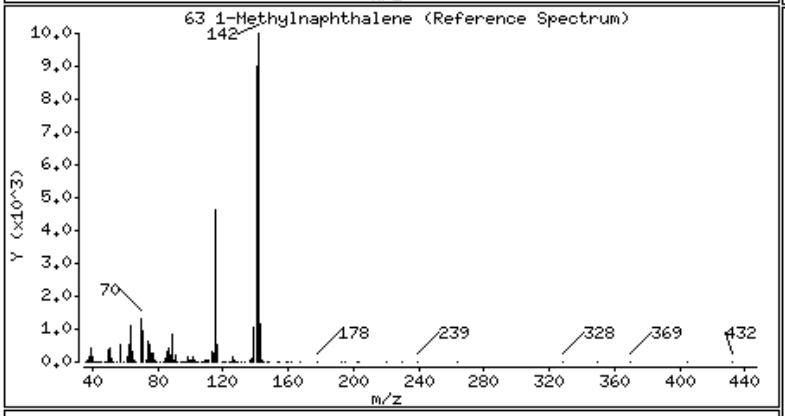

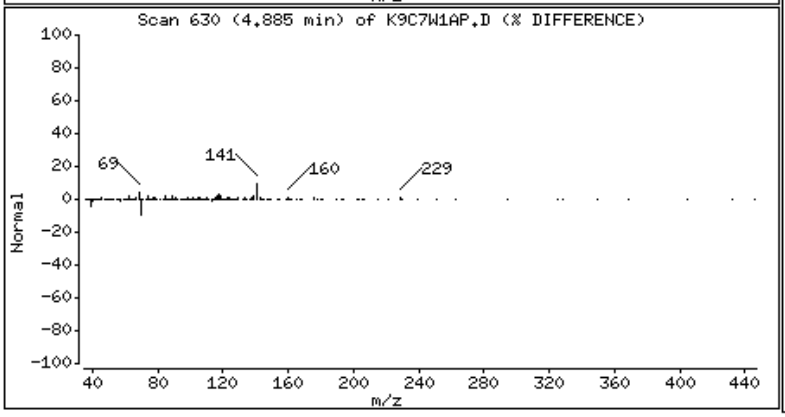

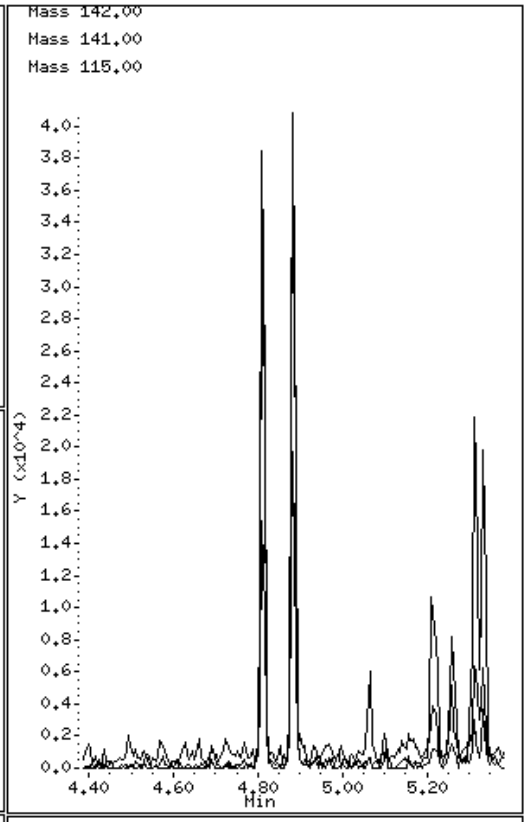

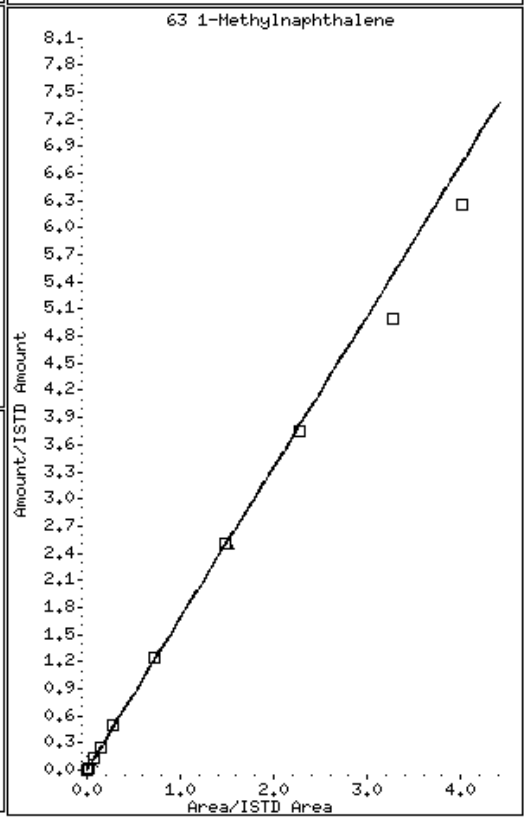

125 Pyrene

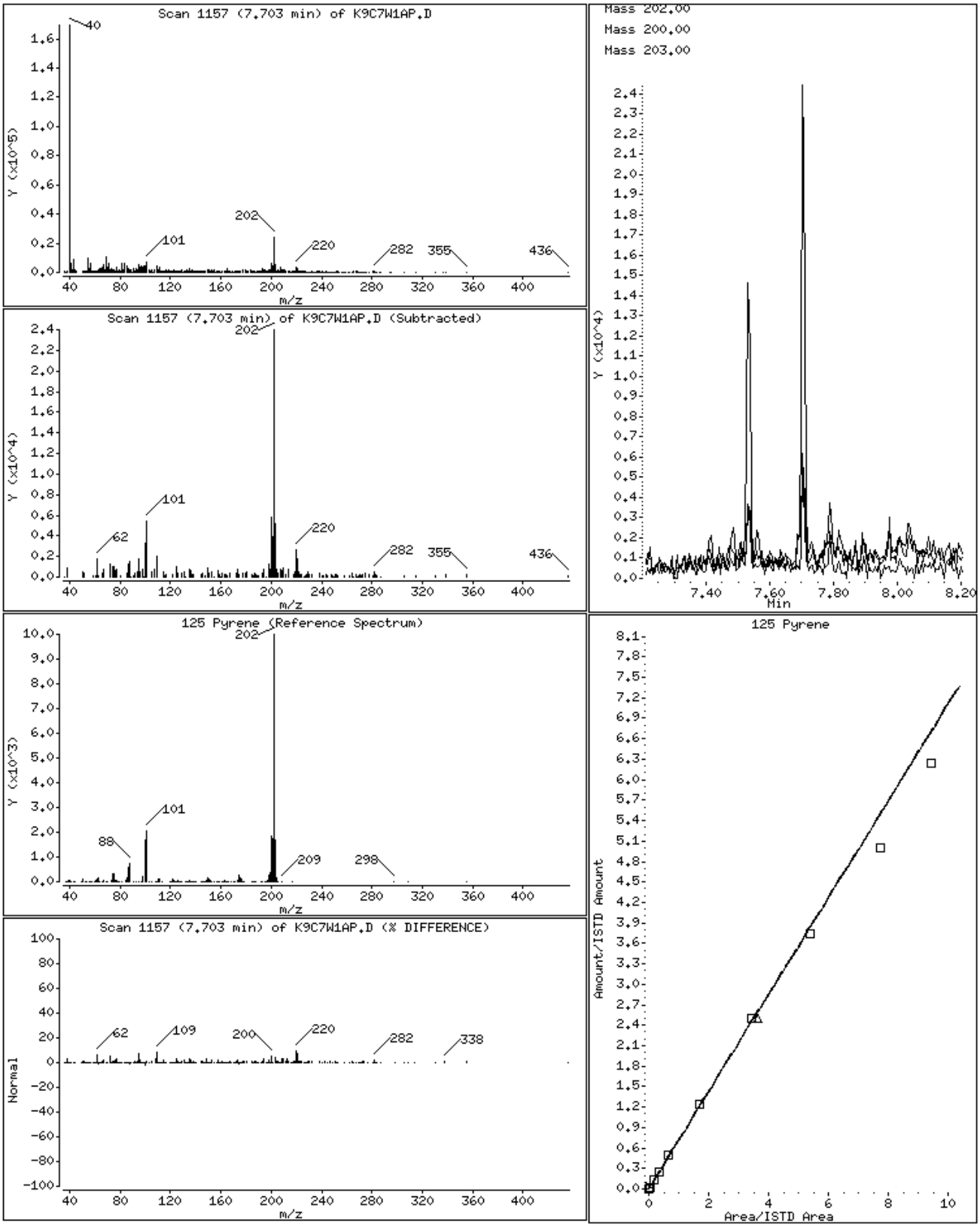
Scan 1157 (7.703 min) of K9C7W1AP.D
Y (x10^5)
m/z
Scan 1157 (7.703 min) of K9C7W1AP.D (Subtracted)
Y (x10^4)
m/z
125 Pyrene (Reference Spectrum)
Y (x10^3)
m/z
Scan 1157 (7.703 min) of K9C7W1AP.D (% DIFFERENCE)
Normal
m/z
Mass 202.00
Mass 200.00
Mass 203.00
Y (x10^4)
Min
125 Pyrene
Amount/ISTD Amount
Area/ISTD Area

137 Chrysene

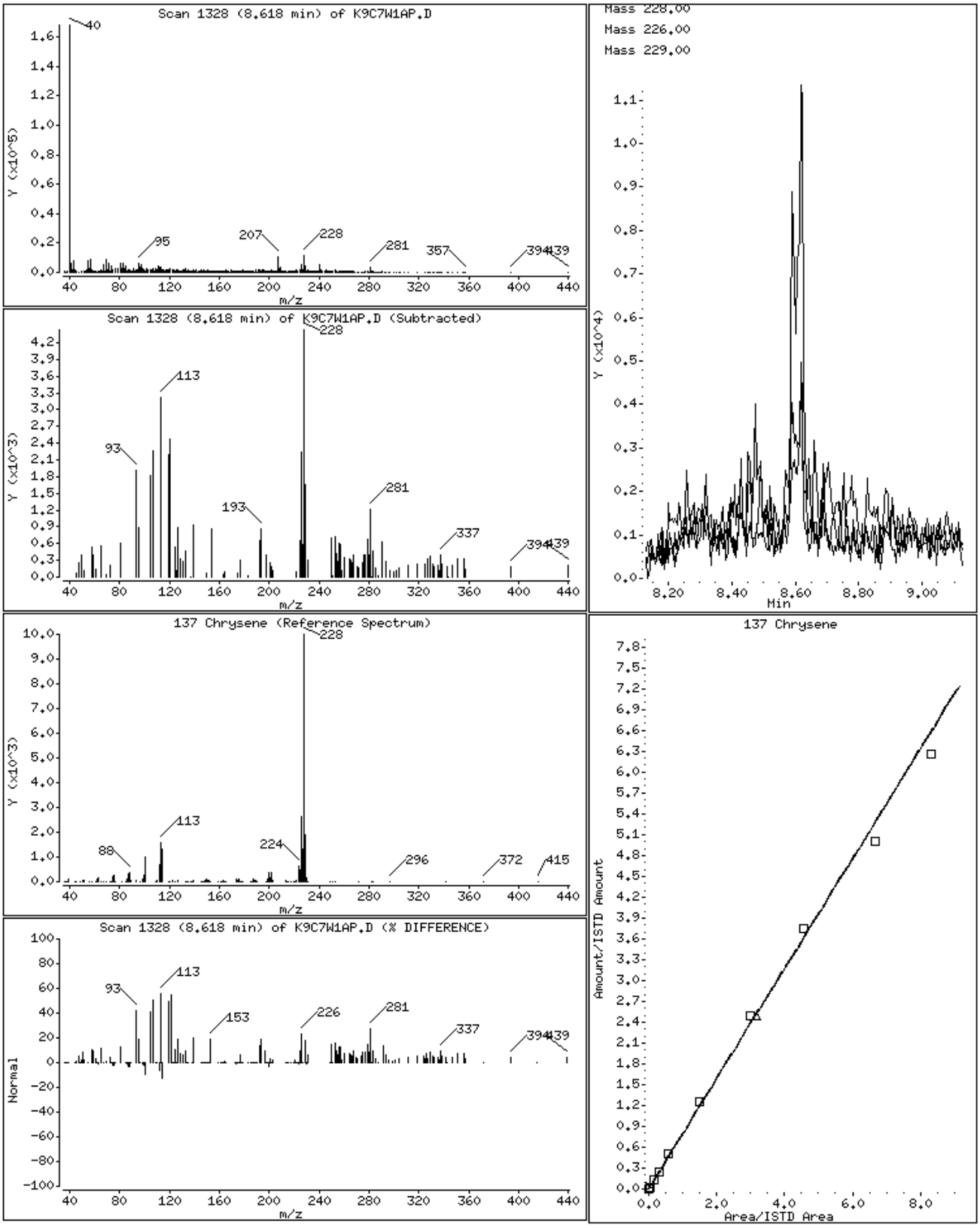

139 bis(2-ethylhexyl)Phthalate

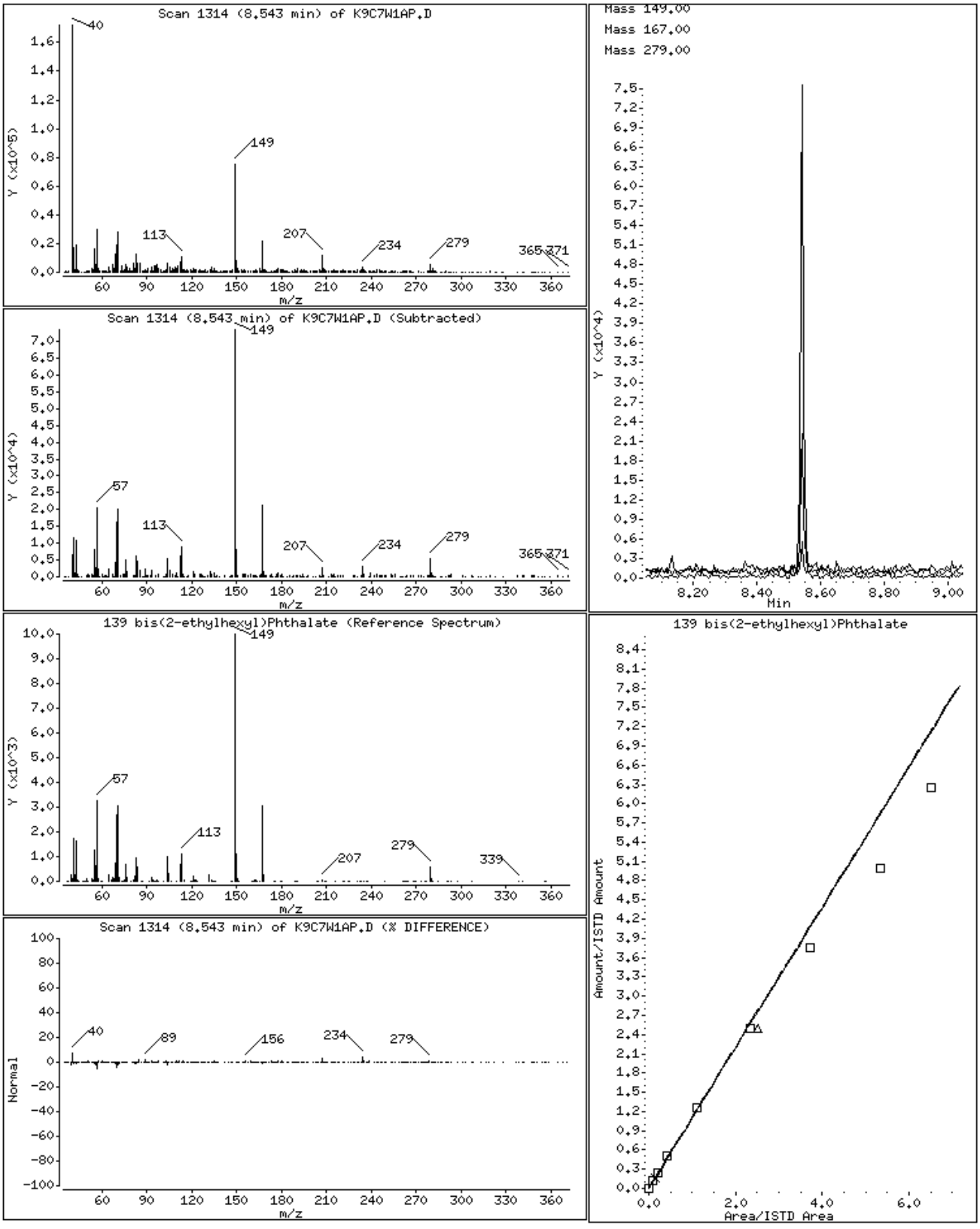

141 Benzo(b)fluoranthene

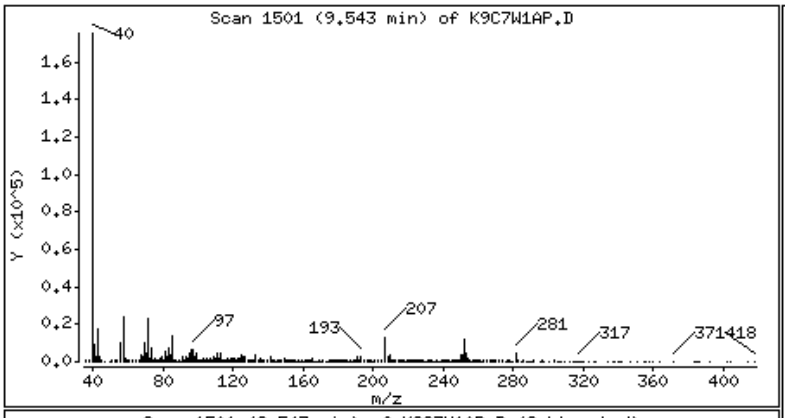

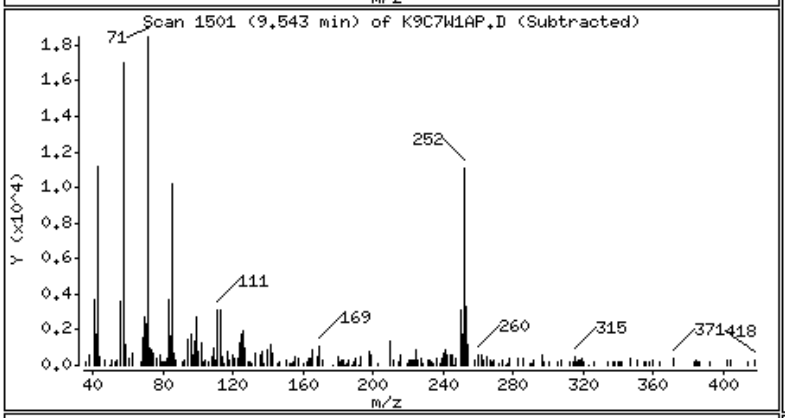

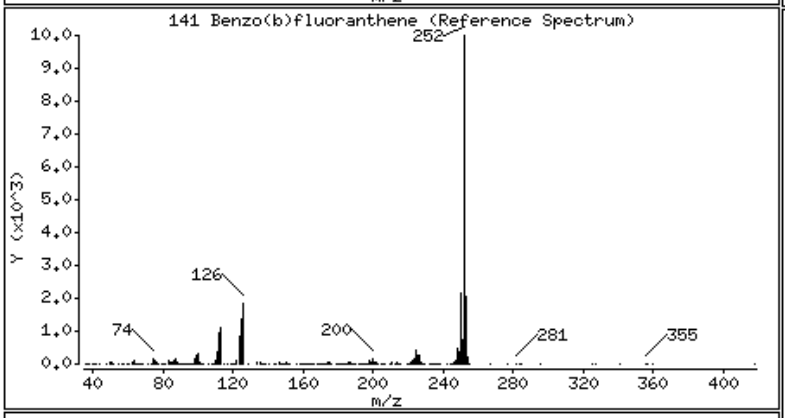

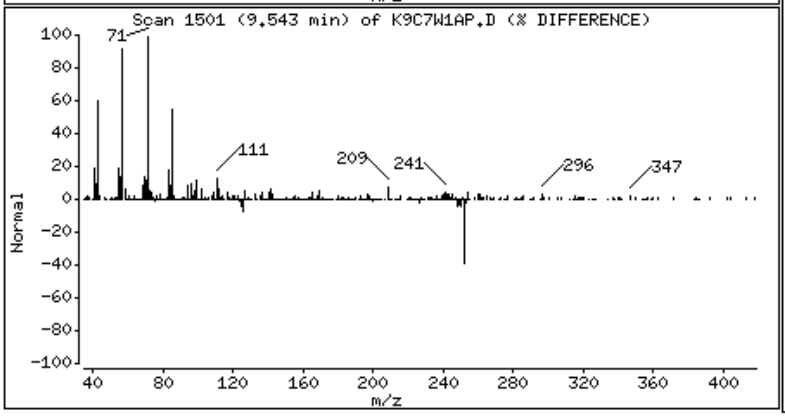

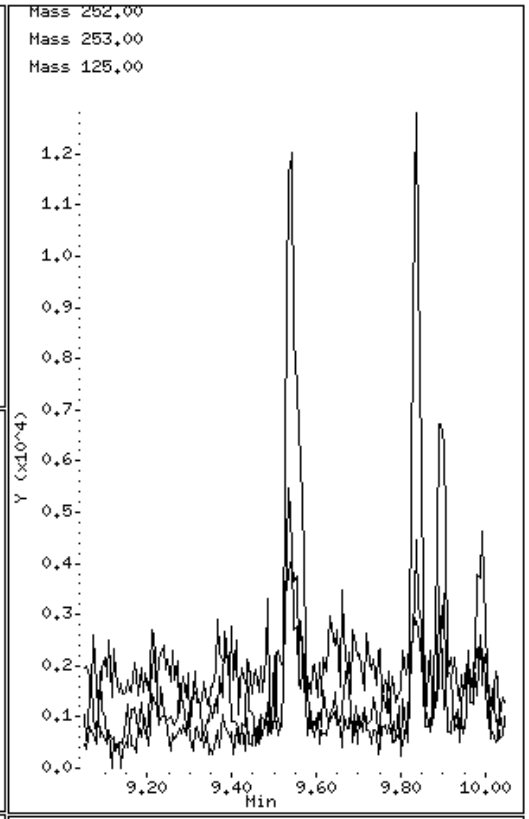

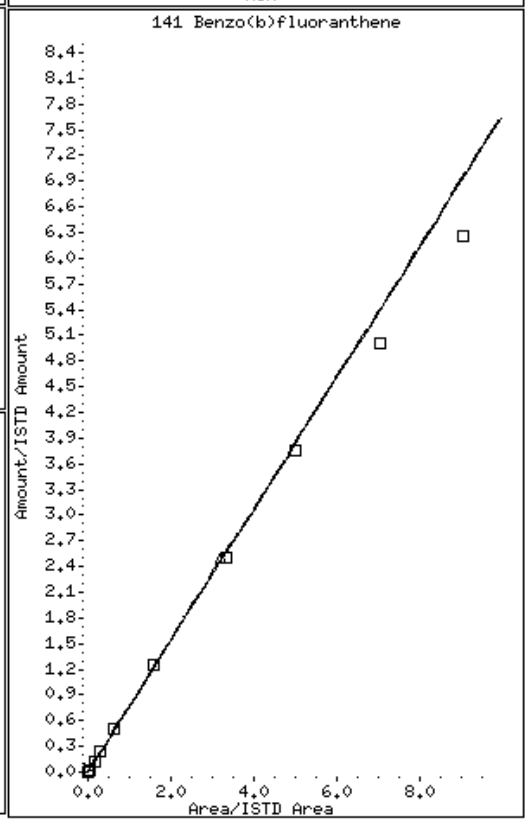

146 Benzo(a)pyrene

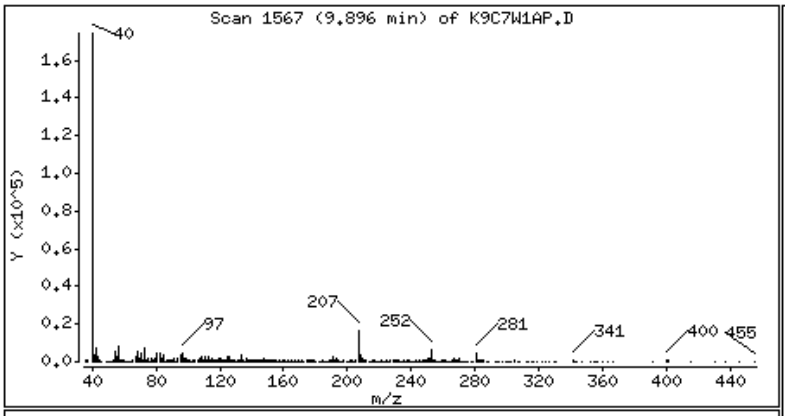

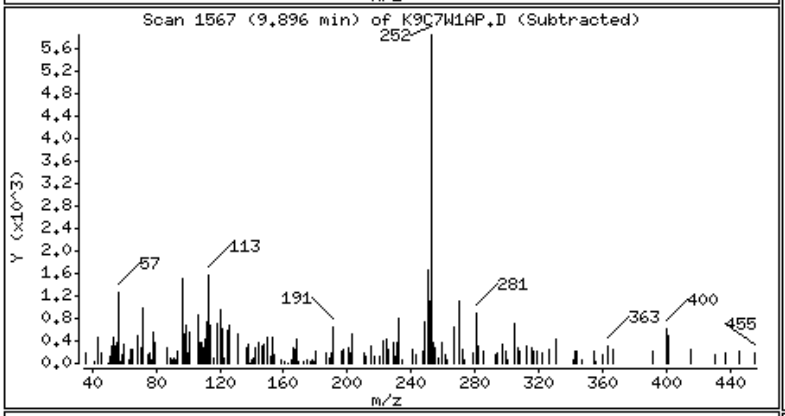

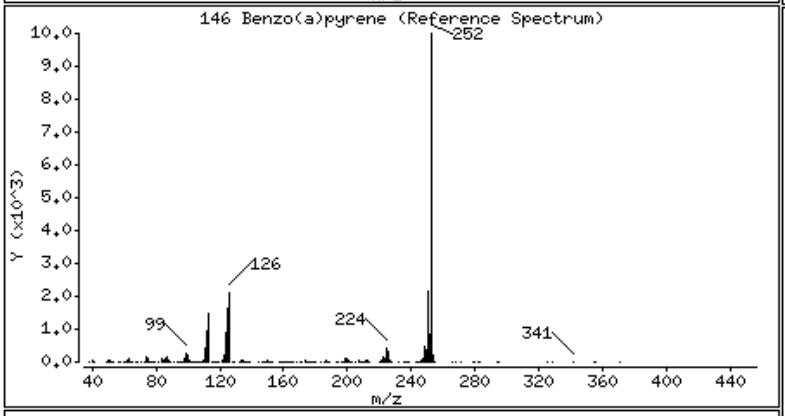

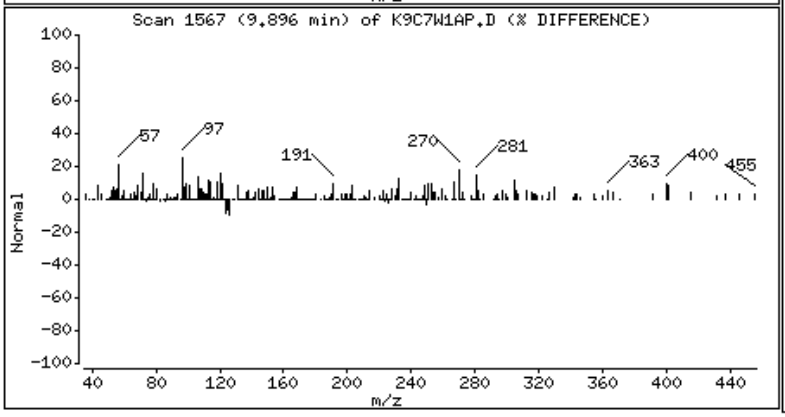

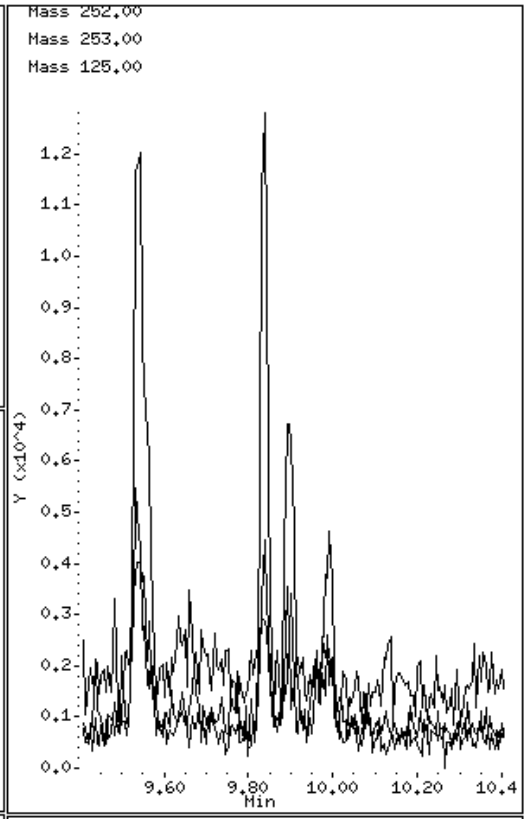

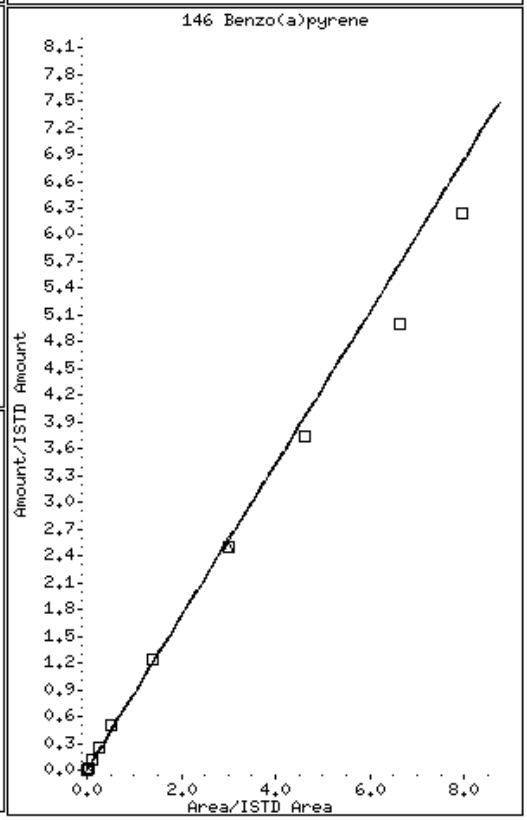

149 Indeno(1,2,3-cd)pyrene

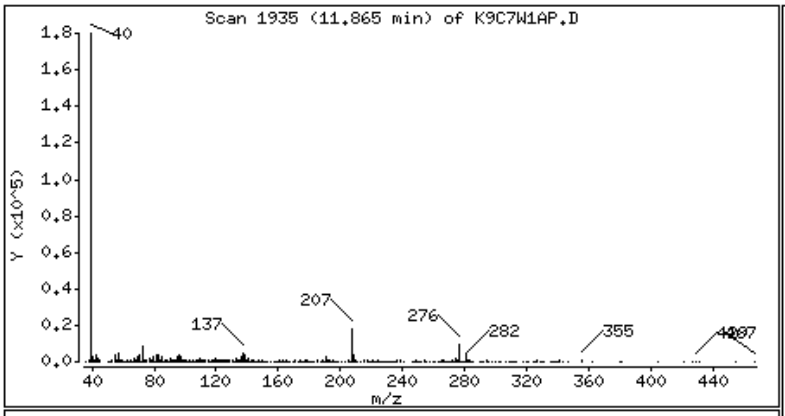

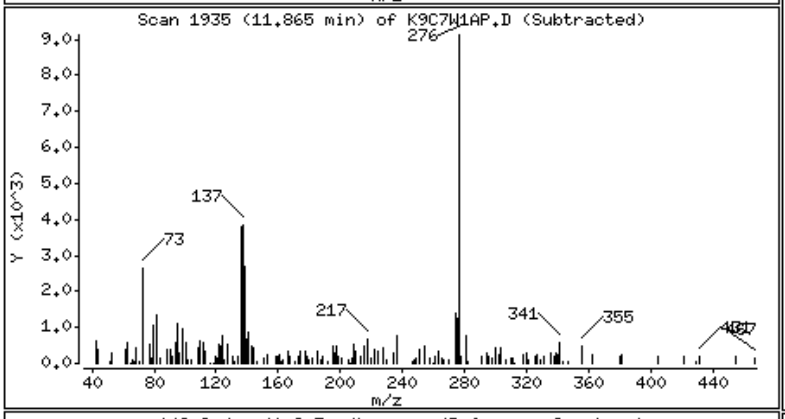

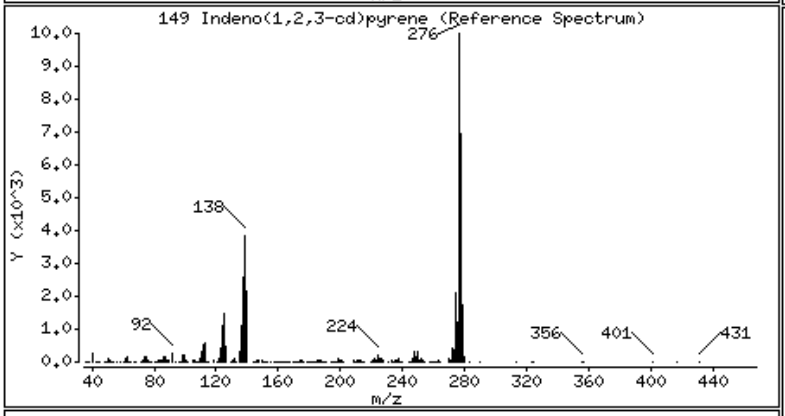

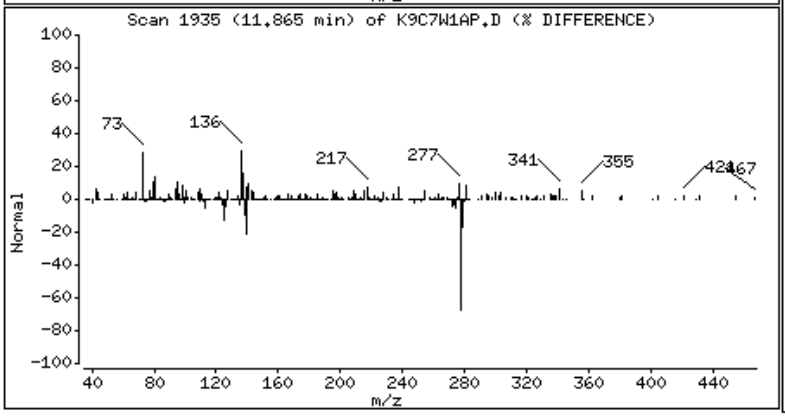

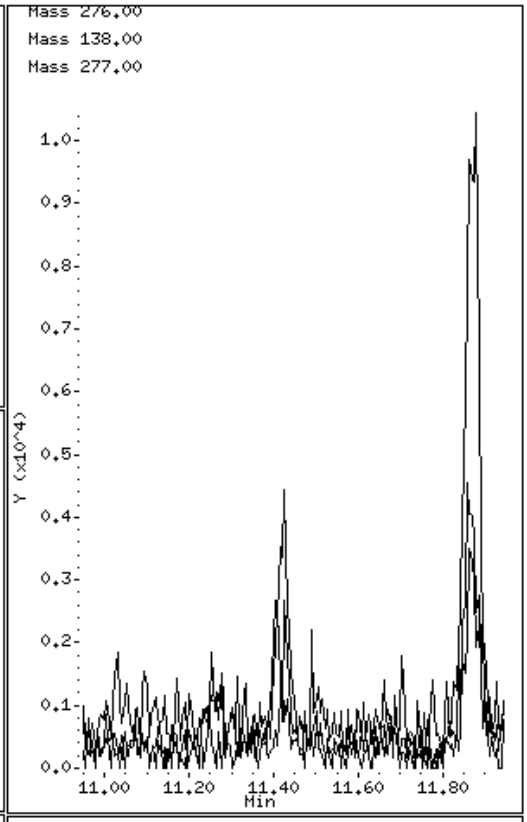

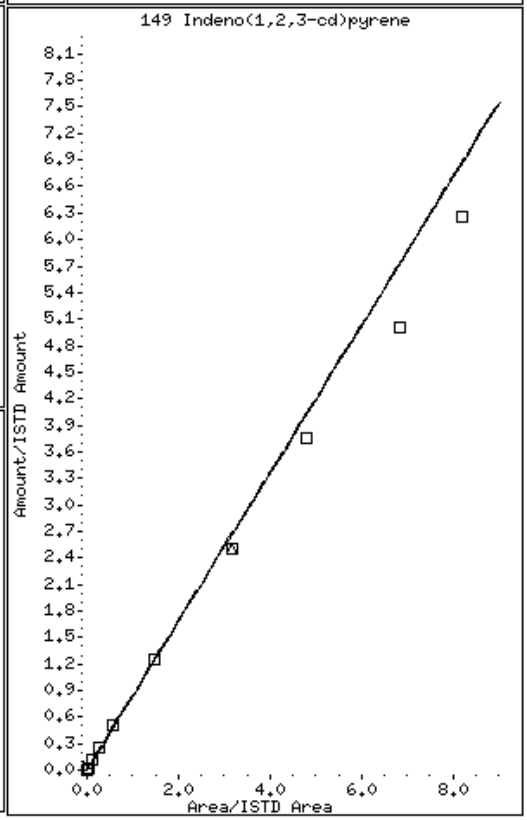

151 Benzo(g,h,i)perylene

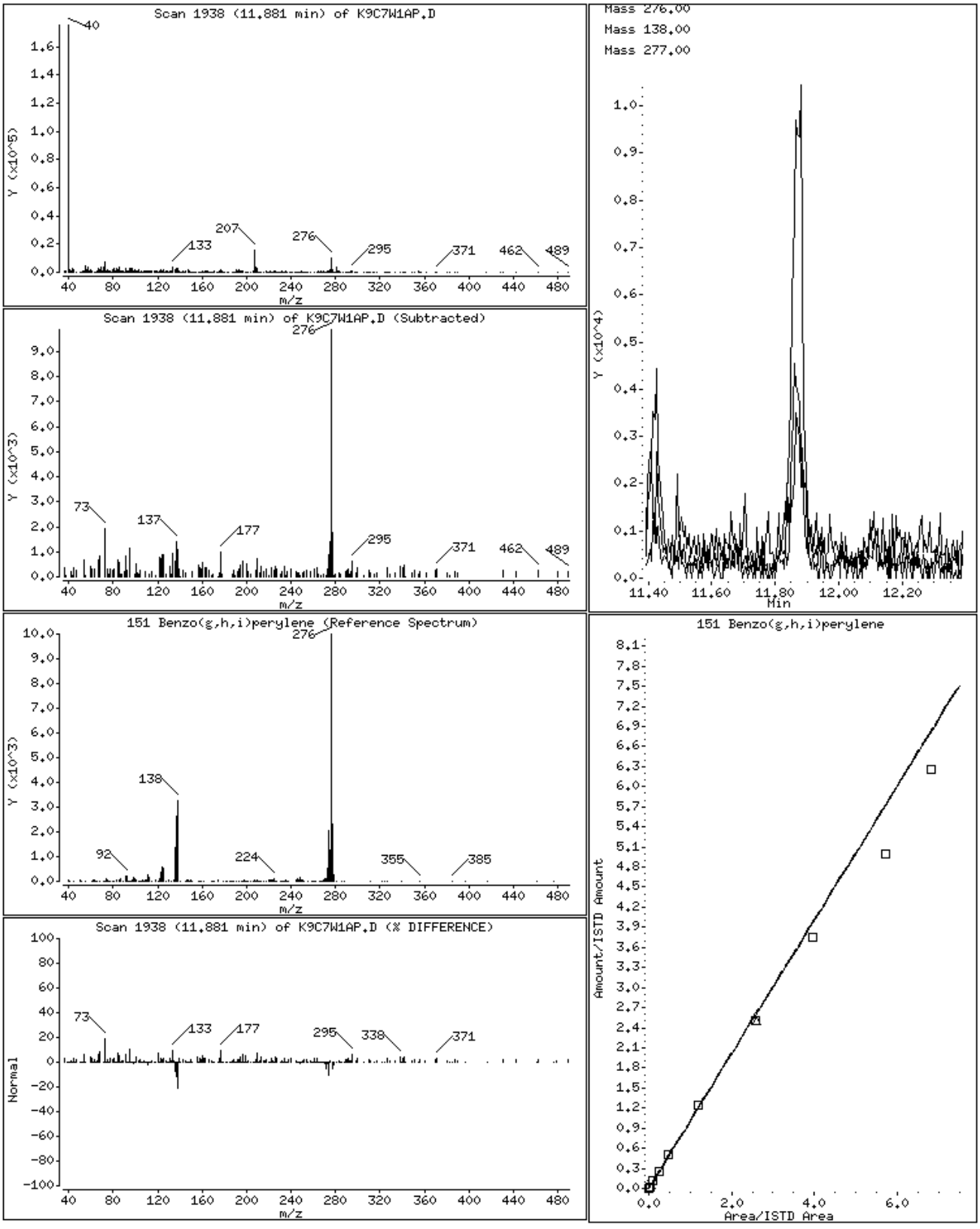

Data File Name: K9C7W1AP.D
Inj. Date and Time: 08-APR-2009 11:34
Instrument ID: a4hp7.i
Client ID: SCFmw-002-0009-WS
Compound Name: Benzo(b)fluoranthene
CAS #: 205-99-2
Report Date: 04/09/2009

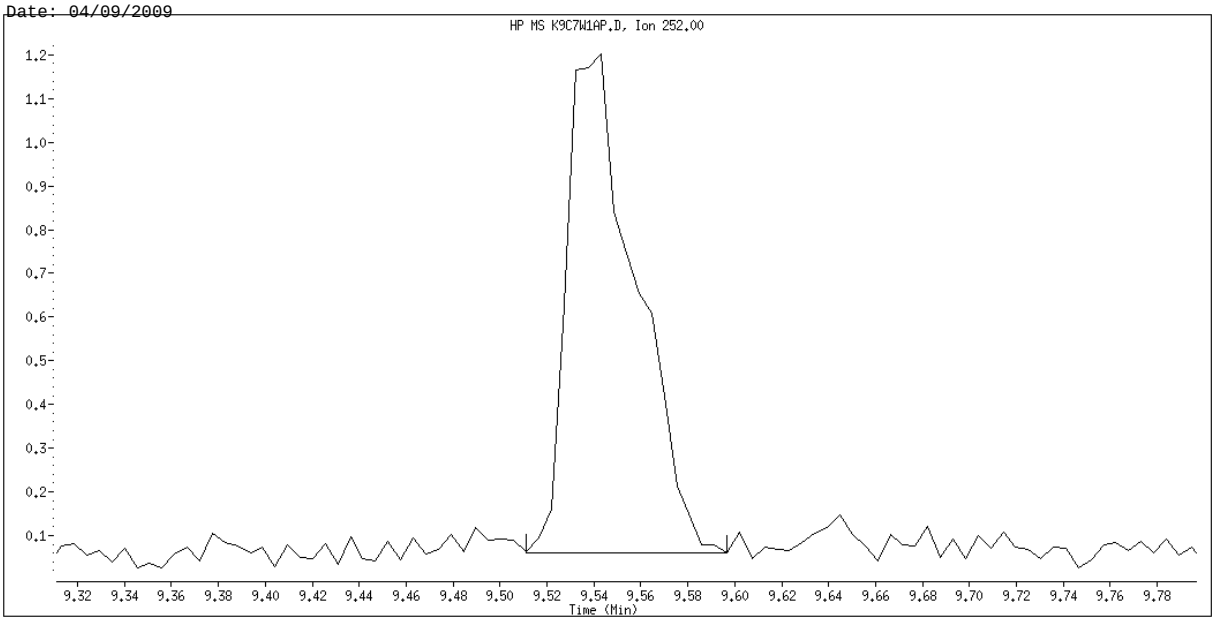

Original Integration

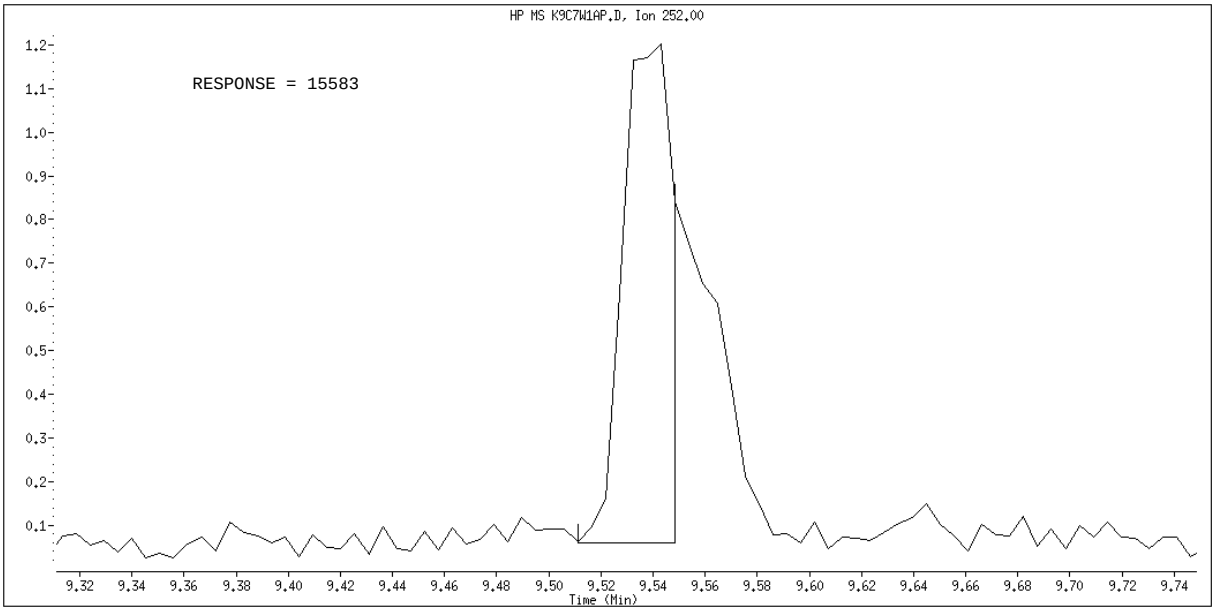

Manual Integration

Manually Integrated By: gruberj
Manual Integration Reason: Poor Chromatography

Data File Name: K9C7W1AP.D
Inj. Date and Time: 08-APR-2009 11:34
Instrument ID: a4hp7.i
Client ID: SCFmw-002-0009-WS
Compound Name: Benzo(g,h,i)perylene
CAS #: 191-24-2
Report Date: 04/09/2009

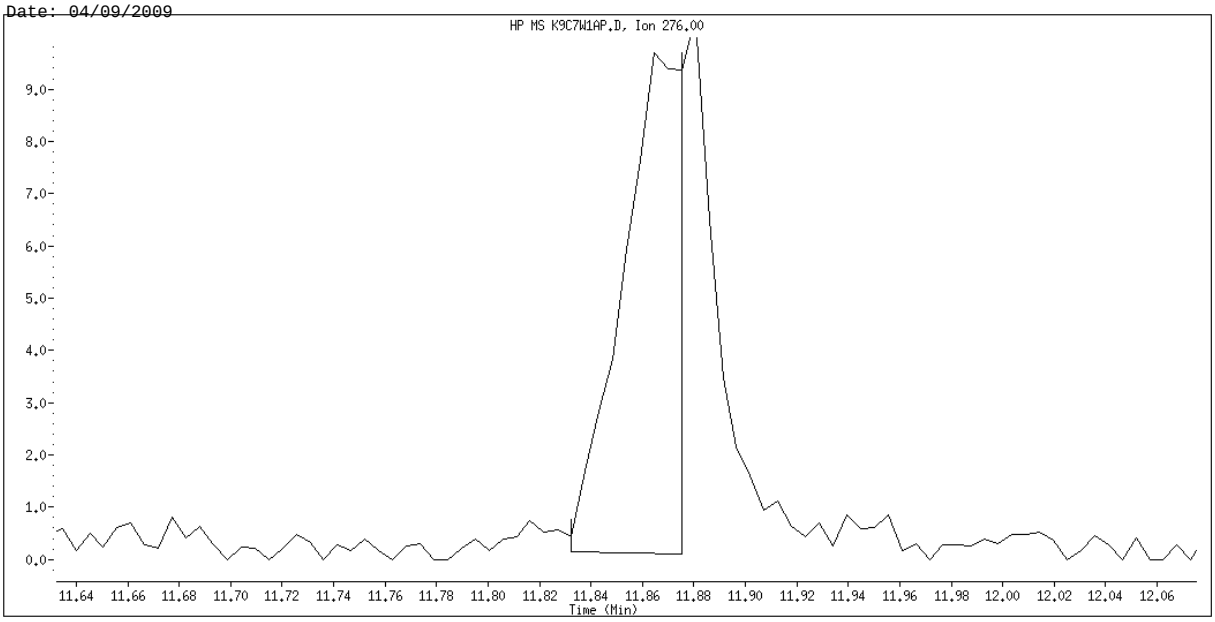

Original Integration

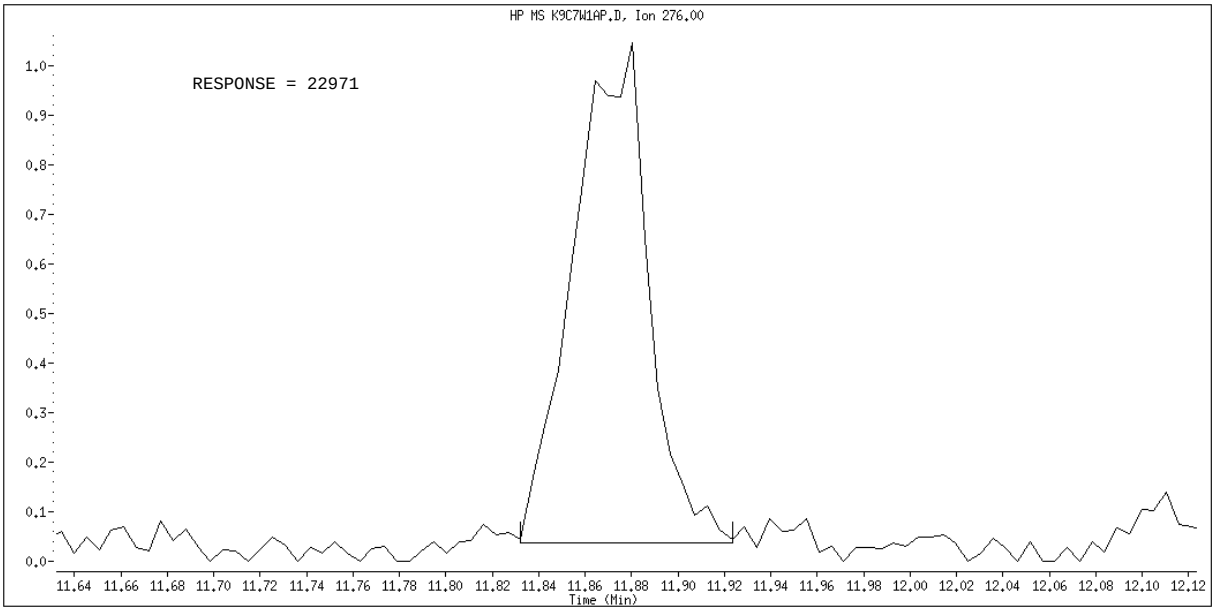

Manual Integration

Manually Integrated By: gruberj
Manual Integration Reason: Poor Chromatography

Science Applications International Corp

Client Sample ID: SCFmw-002-0009-WS

TCLP GC/MS Semivolatiles

Lot-Sample #...: A9C310174-007 **Work Order #...:** K9C7W1CE **Matrix.....:** SO
Date Sampled...: 03/27/09 14:57 **Date Received..:** 03/28/09
Leach Date.....: 04/01/09 **Prep Date.....:** 04/02/09 **Analysis Date..:** 04/07/09
Leach Batch #..: P909113 **Prep Batch #...:** 9092036
Dilution Factor: 1 **Initial Wgt/Vol:** 250 mL **Final Wgt/Vol..:** 2 mL
% Moisture.....: 20 **Method.....:** SW846 8270C

PARAMETER	RESULT	REPORTING LIMIT	UNITS
o-Cresol	ND	0.0040	mg/L
m-Cresol & p-Cresol	ND	0.040	mg/L
1,4-Dichlorobenzene	ND	0.0040	mg/L
2,4-Dinitrotoluene	ND	0.020	mg/L
Hexachlorobenzene	ND	0.020	mg/L
Hexachlorobutadiene	ND	0.020	mg/L
Hexachloroethane	ND	0.020	mg/L
Nitrobenzene	ND	0.0040	mg/L
Pentachlorophenol	ND	0.040	mg/L
Pyridine	ND	0.020	mg/L
2,4,5-Trichloro-phenol	ND	0.020	mg/L
2,4,6-Trichloro-phenol	ND	0.020	mg/L

SURROGATE	PERCENT RECOVERY	RECOVERY LIMITS
Nitrobenzene-d5	55	(29 - 111)
2-Fluorobiphenyl	53	(22 - 110)
Terphenyl-d14	96	(40 - 119)
Phenol-d5	47	(10 - 110)
2-Fluorophenol	23	(10 - 110)
2,4,6-Tribromophenol	12 *	(17 - 117)

NOTE(S):

Analysis performed in accordance with USEPA Toxicity Characteristic Leaching Procedure Method 1311

* Surrogate recovery is outside stated control limits.

TestAmerica North Canton

Semivolatile REPORT SW-846 Method 8270

Data file : \\cansvr11\dd\chem\MSS\a4hp7.i\90407a.b\K9C7W1CE.D
Lab Smp Id: k9c7w1ce Client Smp ID: SCFmw-002-0009-WS
Inj Date : 07-APR-2009 15:49
Operator : 001710 Inst ID: a4hp7.i
Smp Info : k9c7w1ce,90407a.b,8270C-625,8-tclp.sub
Misc Info :
Comment   :
Method   : \\cansvr11\dd\chem\MSS\a4hp7.i\90407a.b\8270C-625.m
Meth Date : 08-Apr-2009 12:42 gruberj Quant Type: ISTD
Cal Date : 01-APR-2009 17:51 Cal File: 7SMH0401.D
Als bottle: 85
Dil Factor: 1.00000
Integrator: HP RTE Compound Sublist: 8-tclp.sub
Target Version: 4.14
Processing Host: CANPMSSV01

Concentration Formula: Amt * DF * Uf * Vt/(Vo * Vi) * .001 * CpndVariable

Name	Value	Description
DF	1.000	Dilution Factor
Uf	1.000	ng unit correction factor
Vt	2000.000	Volume of final extract (uL)
Vo	250.000	Volume of sample extracted (mL)
Vi	0.50000	Volume injected (uL)
Cpnd Variable		Local Compound Variable

	Compounds	QUANT SIG MASS	RT	EXP RT	REL RT	RESPONSE	CONCENTRATIONS ON-COLUMN (NG)	FINAL (mg/L)	
*	1 1,4-Dichlorobenzene-d4	152	3.418	3.424	(1.000)	133117	2.00000		(Q)
*	2 Naphthalene-d8	136	4.312	4.312	(1.000)	559251	2.00000		
*	3 Acenaphthene-d10	164	5.574	5.574	(1.000)	280323	2.00000		
*	4 Phenanthrene-d10	188	6.654	6.654	(1.000)	474521	2.00000		
*	5 Chrysene-d12	240	8.596	8.596	(1.000)	389942	2.00000		
*	6 Perylene-d12	264	9.960	9.954	(1.000)	369104	2.00000		
	9 Pyridine	79	Compound Not Detected.						
	27 1,4-Dichlorobenzene	146	Compound Not Detected.						
M	195 Cresols, total	100	Compound Not Detected.						
	30 2-Methylphenol	108	Compound Not Detected.						
	192 4-Methylphenol	108	Compound Not Detected.						
	193 3-Methylphenol	108	Compound Not Detected.						
	34 Hexachloroethane	117	Compound Not Detected.						
	35 Nitrobenzene	77	Compound Not Detected.						
	56 Hexachlorobutadiene	225	Compound Not Detected.						
	66 2,4,6-Trichlorophenol	196	Compound Not Detected.						
	67 2,4,5-Trichlorophenol	196	Compound Not Detected.						
	87 2,4-Dinitrotoluene	165	Compound Not Detected.						

107	Hexachlorobenzene	284	Compound Not Detected.
111	Pentachlorophenol	266	Compound Not Detected.

Compounds	QUANT SIG MASS	RT	EXP RT	REL RT	RESPONSE	CONCENTRATIONS ON-COLUMN (NG)	FINAL (mg/L)
$ 154 Nitrobenzene-d5	82	3.793	3.798	(0.880)	407990	2.75405	0.044065
$ 155 2-Fluorobiphenyl	172	5.066	5.071	(0.909)	454907	2.67228	0.042756
$ 156 Terphenyl-d14	244	7.794	7.794	(0.907)	765592	4.78829	0.076612
$ 157 Phenol-d5	99	3.130	3.135	(0.916)	490256	3.54416	0.056707
$ 158 2-Fluorophenol	112	2.552	2.563	(0.747)	156659	1.73620	0.027779
$ 159 2,4,6-Tribromophenol	330	6.152	6.146	(1.104)	12673	0.86256	0.013801(M)
$ 186 2-Chlorophenol-d4	132	3.269	3.269	(0.956)	284247	3.70002	0.059200
$ 187 1,2-Dichlorobenzene-d4	152	3.531	3.531	(1.033)	134643	2.55639	0.040902

QC Flag Legend

Q - Qualifier signal failed the ratio test.
M - Compound response manually integrated.

TestAmerica North Canton

INTERNAL STANDARD COMPOUNDS
AREA AND RT SUMMARY

Instrument ID: a4hp7.i
Lab File ID: K9C7W1CE.D
Lab Smp Id: k9c7w1ce
Analysis Type: SV
Quant Type: ISTD
Operator: 001710
Method File: \\cansvr11\dd\chem\MSS\a4hp7.i\90407a.b\8270C-625.m
Misc Info:

Calibration Date: 07-APR-2009
Calibration Time: 09:18
Client Smp ID: SCFmw-002-0009-WS
Level: MED
Sample Type: WATER

		AREA LIMIT			
COMPOUND	STANDARD	LOWER	UPPER	SAMPLE	%DIFF
1 1,4-Dichlorobenze	157181	78591	314362	133117	-15.31
2 Naphthalene-d8	660718	330359	1321436	559251	-15.36
3 Acenaphthene-d10	345944	172972	691888	280323	-18.97
4 Phenanthrene-d10	563199	281600	1126398	474521	-15.75
5 Chrysene-d12	465162	232581	930324	389942	-16.17
6 Perylene-d12	429707	214854	859414	369104	-14.10

		RT LIMIT			
COMPOUND	STANDARD	LOWER	UPPER	SAMPLE	%DIFF
1 1,4-Dichlorobenze	3.42	2.92	3.92	3.42	-0.16
2 Naphthalene-d8	4.31	3.81	4.81	4.31	0.00
3 Acenaphthene-d10	5.57	5.07	6.07	5.57	0.00
4 Phenanthrene-d10	6.65	6.15	7.15	6.65	0.00
5 Chrysene-d12	8.60	8.10	9.10	8.60	0.00
6 Perylene-d12	9.95	9.45	10.45	9.96	0.05

AREA UPPER LIMIT = +100% of internal standard area.
AREA LOWER LIMIT = - 50% of internal standard area.
RT UPPER LIMIT = + 0.50 minutes of internal standard RT.
RT LOWER LIMIT = - 0.50 minutes of internal standard RT.

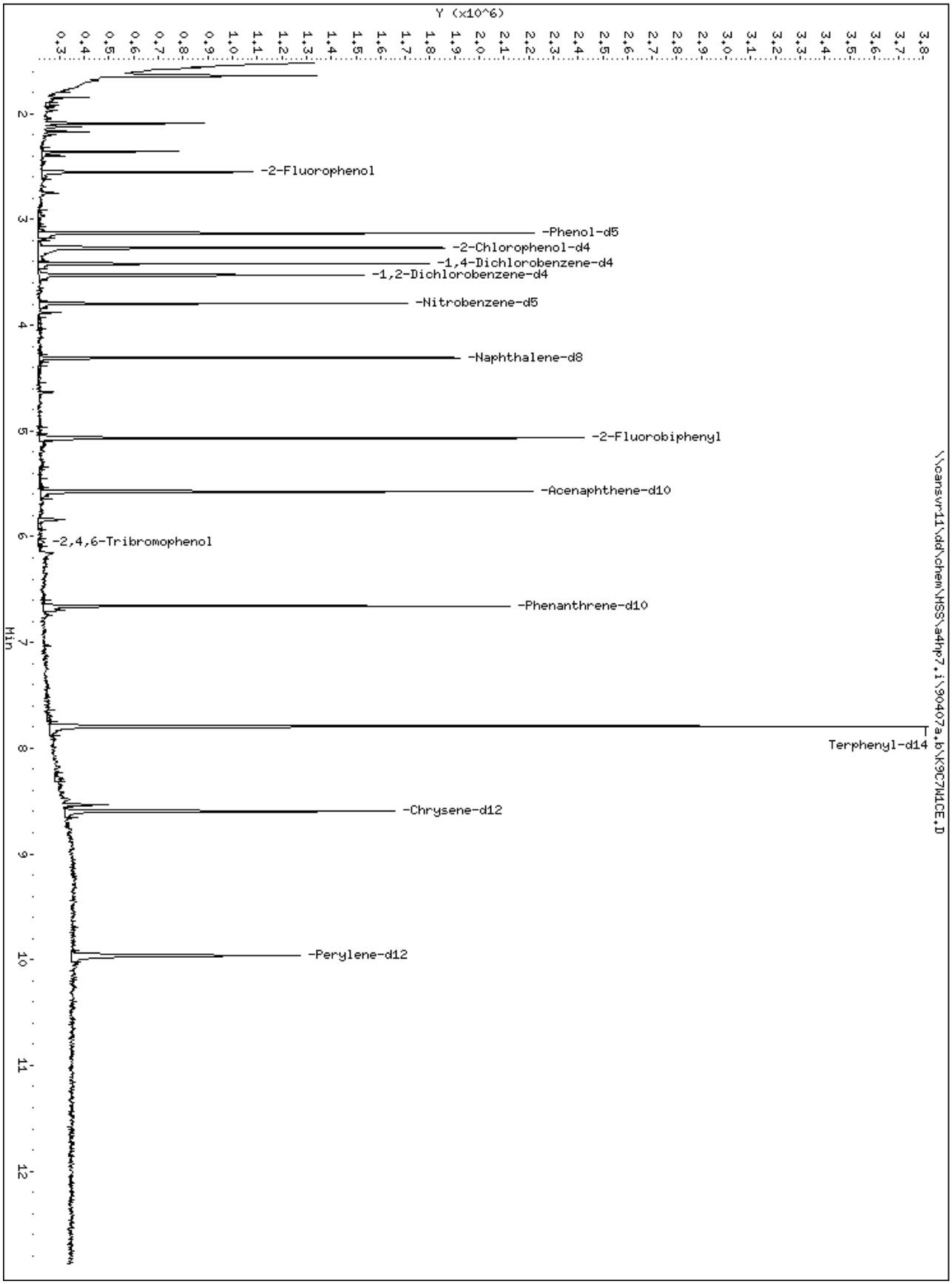
Y (x10^6)
-2-Fluorophenol
-Phenol-d5
-2-Chlorophenol-d4
-1,4-Dichlorobenzene-d4
-1,2-Dichlorobenzene-d4
-Nitrobenzene-d5
-Naphthalene-d8
-2-Fluorobiphenyl
-Acenaphthene-d10
-2,4,6-Tribromophenol
-Phenanthrene-d10
Terphenyl-d14
-Chrysene-d12
-Perylene-d12
Min
\\cansvr11\dd\chem\HSS\a4hp7.i\90407a.b\K9G7W1CE.D

Data File Name: K9C7W1CE.D
Inj. Date and Time: 07-APR-2009 15:49
Instrument ID: a4hp7.i
Client ID: SCFmw-002-0009-WS
Compound Name: 2,4,6-Tribromophenol
CAS #: 118-79-6
Report Date: 04/08/2009

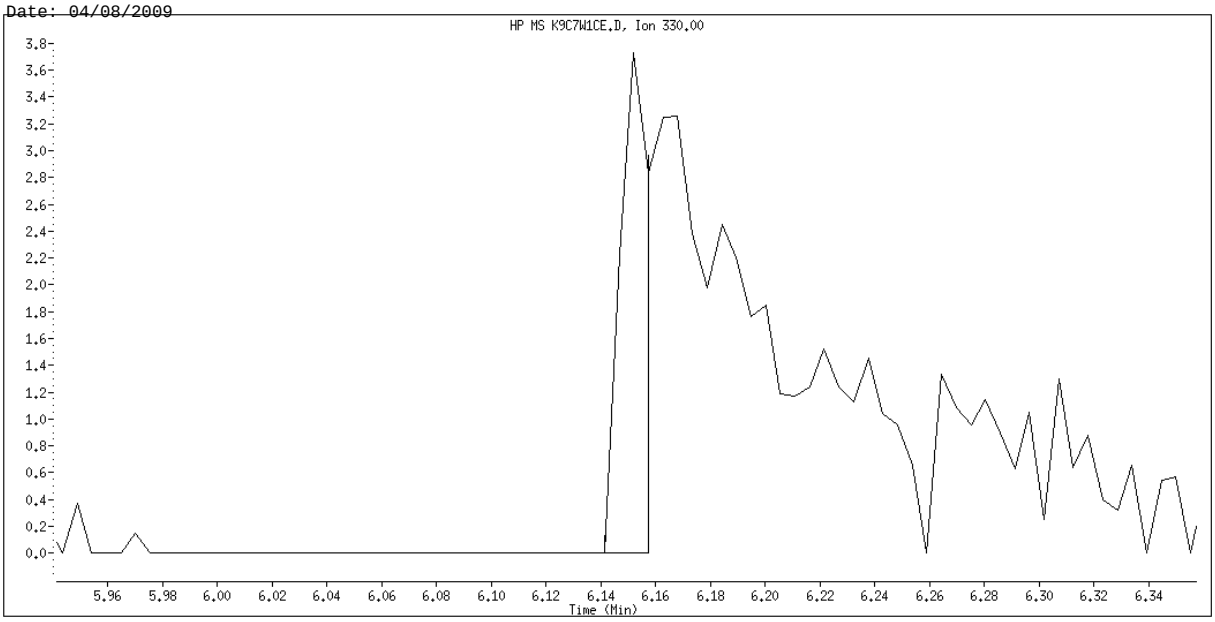

Original Integration

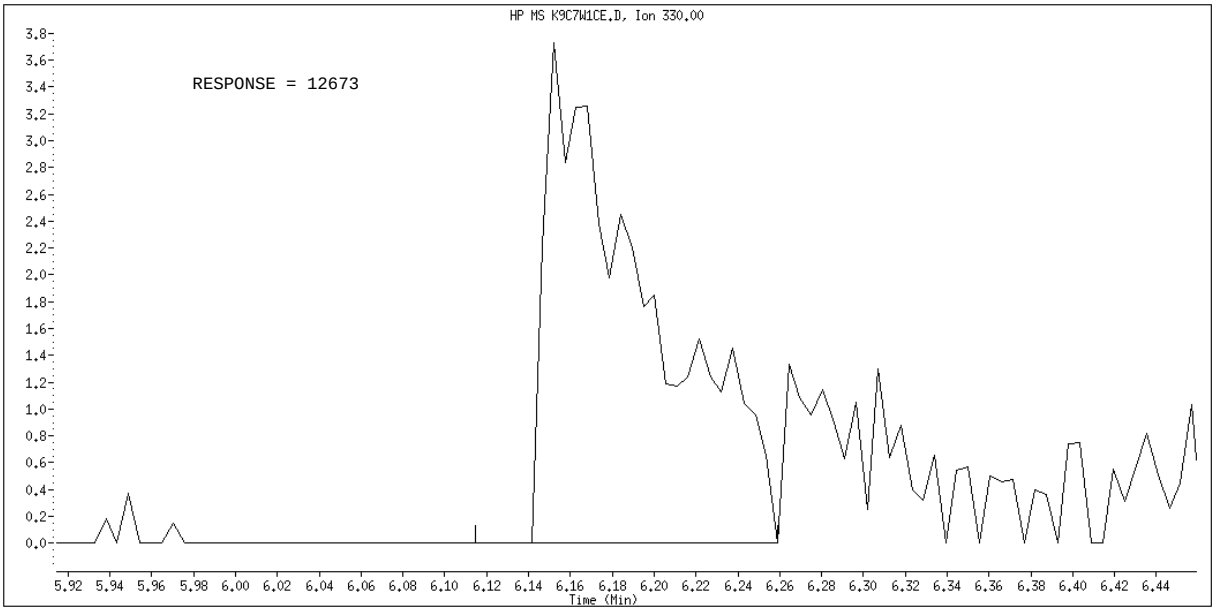

Manual Integration

Manually Integrated By: gruberj
Manual Integration Reason: Poor Chromatography

Science Applications International Corp

Client Sample ID: SCFmw-003-0010-WS

GC/MS Semivolatiles

Lot-Sample #...: A9C310174-008 **Work Order #...:** K9C711AP **Matrix.....:** SO
Date Sampled...: 03/27/09 18:40 **Date Received..:** 03/28/09
Prep Date.....: 04/01/09 **Analysis Date..:** 04/08/09
Prep Batch #...: 9091239
Dilution Factor: 1 **Initial Wgt/Vol:** 30.04 g **Final Wgt/Vol..:** 2 mL
% Moisture.....: 15 **Method.....:** SW846 8270C

PARAMETER	RESULT	REPORTING LIMIT	UNITS
Acenaphthene	ND	7.9	ug/kg
Acenaphthylene	ND	7.9	ug/kg
Anthracene	ND	7.9	ug/kg
Benzo(a)anthracene	ND	7.9	ug/kg
Benzo(b)fluoranthene	ND	7.9	ug/kg
Benzo(k)fluoranthene	ND	7.9	ug/kg
Benzoic acid	ND	780	ug/kg
Benzo(ghi)perylene	ND	7.9	ug/kg
Benzo(a)pyrene	ND	7.9	ug/kg
Benzyl alcohol	ND	390	ug/kg
bis(2-Chloroethoxy) methane	ND	120	ug/kg
bis(2-Chloroethyl)- ether	ND	120	ug/kg
bis(2-Chloroisopropyl) ether	ND	120	ug/kg
bis(2-Ethylhexyl) phthalate	ND	59	ug/kg
4-Bromophenyl phenyl ether	ND	59	ug/kg
Butyl benzyl phthalate	ND	59	ug/kg
Carbazole	ND	59	ug/kg
4-Chloroaniline	ND	180	ug/kg
4-Chloro-3-methylphenol	ND	180	ug/kg
2-Chloronaphthalene	ND	59	ug/kg
2-Chlorophenol	ND	59	ug/kg
4-Chlorophenyl phenyl ether	ND	59	ug/kg
Chrysene	ND	7.9	ug/kg
Dibenzo(a,h)anthracene	ND	7.9	ug/kg
Dibenzofuran	ND	59	ug/kg
Di-n-butyl phthalate	ND	59	ug/kg
1,2-Dichlorobenzene	ND	59	ug/kg
1,3-Dichlorobenzene	ND	59	ug/kg
1,4-Dichlorobenzene	ND	59	ug/kg
3,3'-Dichlorobenzidine	ND	120	ug/kg
2,4-Dichlorophenol	ND	180	ug/kg
Diethyl phthalate	ND	59	ug/kg

(Continued on next page)

Science Applications International Corp

Client Sample ID: SCFmw-003-0010-WS

GC/MS Semivolatiles

Lot-Sample #...: A9C310174-008 **Work Order #...:** K9C711AP **Matrix.....:** SO

PARAMETER	RESULT	REPORTING LIMIT	UNITS
2,4-Dimethylphenol	ND	180	ug/kg
Dimethyl phthalate	ND	59	ug/kg
4,6-Dinitro-2-methylphenol	ND	180	ug/kg
2,4-Dinitrophenol	ND	390	ug/kg
2,4-Dinitrotoluene	ND	240	ug/kg
2,6-Dinitrotoluene	ND	240	ug/kg
Di-n-octyl phthalate	ND	59	ug/kg
Fluoranthene	**10**	**7.9**	**ug/kg**
Fluorene	ND	7.9	ug/kg
Hexachlorobenzene	ND	7.9	ug/kg
Hexachlorobutadiene	ND	59	ug/kg
Hexachlorocyclopenta-diene	ND	390	ug/kg
Hexachloroethane	ND	59	ug/kg
Indeno(1,2,3-cd)pyrene	ND	7.9	ug/kg
Isophorone	ND	59	ug/kg
2-Methylnaphthalene	ND	7.9	ug/kg
2-Methylphenol	ND	240	ug/kg
3-Methylphenol & 4-Methylphenol	ND	470	ug/kg
Naphthalene	ND	7.9	ug/kg
2-Nitroaniline	ND	240	ug/kg
3-Nitroaniline	ND	240	ug/kg
4-Nitroaniline	ND	240	ug/kg
Nitrobenzene	ND	120	ug/kg
2-Nitrophenol	ND	59	ug/kg
4-Nitrophenol	ND	390	ug/kg
N-Nitrosodiphenylamine	ND	59	ug/kg
N-Nitrosodi-n-propyl-amine	ND	59	ug/kg
Pentachlorophenol	ND	180	ug/kg
Phenanthrene	ND	7.9	ug/kg
Phenol	ND	59	ug/kg
Pyrene	**9.2**	**7.9**	**ug/kg**
1,2,4-Trichloro-benzene	ND	59	ug/kg
2,4,5-Trichloro-phenol	ND	180	ug/kg
2,4,6-Trichloro-phenol	ND	180	ug/kg

(Continued on next page)

Science Applications International Corp

Client Sample ID: SCFmw-003-0010-WS

GC/MS Semivolatiles

Lot-Sample #...: A9C310174-008 **Work Order #...:** K9C711AP **Matrix.....:** SO

SURROGATE	PERCENT RECOVERY	RECOVERY LIMITS
Nitrobenzene-d5	79	(50 - 150)
2-Fluorobiphenyl	77	(50 - 150)
Terphenyl-d14	97	(50 - 150)
Phenol-d5	86	(50 - 150)
2-Fluorophenol	91	(50 - 150)
2,4,6-Tribromophenol	51	(50 - 150)

NOTE(S):

Results and reporting limits have been adjusted for dry weight.

TestAmerica North Canton

Semivolatile REPORT SW-846 Method 8270

Data file : \\cansvr11\dd\chem\MSS\a4hp7.i\90408a.b\K9C711AP.D
Lab Smp Id: k9c711ap Client Smp ID: SCFmw-003-0010-WS
Inj Date : 08-APR-2009 13:11
Operator : 001710 Inst ID: a4hp7.i
Smp Info : k9c711ap,90408a.b,8270C-625,1-827042d.sub
Misc Info :
Comment   :
Method   : \\cansvr11\dd\chem\MSS\a4hp7.i\90408a.b\8270C-625.m
Meth Date : 09-Apr-2009 14:54 gruberj Quant Type: ISTD
Cal Date : 01-APR-2009 17:51 Cal File: 7SMH0401.D
Als bottle: 14
Dil Factor: 1.00000
Integrator: HP RTE Compound Sublist: 1-827042d.sub
Target Version: 4.14
Processing Host: CANPMSSV01

Concentration Formula: Amt * DF * Uf * Vt/(Vi * Ws *) * CpndVariable

Name	Value	Description
DF	1.000	Dilution Factor
Uf	1.000	ng unit correction factor
Vt	2000.000	Volume of final extract (uL)(1000 low, 2
Vi	0.50000	Volume injected (uL)
Ws	30.040	Weight of sample extracted (g)
Cpnd Variable		Local Compound Variable

Compounds	QUANT SIG MASS	RT	EXP RT	REL RT	RESPONSE	CONCENTRATIONS ON-COLUMN (NG)	FINAL (ug/kg)	
* 1 1,4-Dichlorobenzene-d4	152	3.413	3.418	(1.000)	92918	2.00000		(Q)
* 2 Naphthalene-d8	136	4.306	4.306	(1.000)	408983	2.00000		
* 3 Acenaphthene-d10	164	5.568	5.569	(1.000)	207771	2.00000		
* 4 Phenanthrene-d10	188	6.654	6.649	(1.000)	352267	2.00000		
* 5 Chrysene-d12	240	8.601	8.607	(1.000)	295863	2.00000		
* 6 Perylene-d12	264	9.965	9.965	(1.000)	284355	2.00000		
9 Pyridine	79	Compound Not Detected.						
10 N-Nitrosodimethylamine	74	Compound Not Detected.						
11 Ethyl methacrylate	69	Compound Not Detected.						
12 3-Chloropropionitrile	54	Compound Not Detected.						
13 Malononitrile	66	Compound Not Detected.						
209 Benzaldehyde	77	Compound Not Detected.						
21 Aniline	93	Compound Not Detected.						
22 Phenol	94	Compound Not Detected.						
23 bis(2-Chloroethyl)ether	93	Compound Not Detected.						
24 2-Chlorophenol	128	Compound Not Detected.						
26 1,3-Dichlorobenzene	146	Compound Not Detected.						
27 1,4-Dichlorobenzene	146	Compound Not Detected.						

28	1,2-Dichlorobenzene	146	Compound Not Detected.
29	Benzyl Alcohol	108	Compound Not Detected.

	Compounds	QUANT SIG MASS	RT	EXP RT	REL RT	RESPONSE	CONCENTRATIONS ON-COLUMN (NG)	FINAL (ug/kg)
30	2-Methylphenol	108	Compound Not Detected.					
31	bis(2-Chloroisopropyl)ether	45	Compound Not Detected.					
37	Acetophenone	105	Compound Not Detected.					
32	N-Nitroso-di-n-propylamine	70	Compound Not Detected.					
192	4-Methylphenol	108	Compound Not Detected.					
34	Hexachloroethane	117	Compound Not Detected.					
35	Nitrobenzene	77	Compound Not Detected.					
41	Isophorone	82	Compound Not Detected.					
42	2-Nitrophenol	139	Compound Not Detected.					
43	2,4-Dimethylphenol	107	Compound Not Detected.					
44	bis(2-Chloroethoxy)methane	93	Compound Not Detected.					
46	2,4-Toluenediamene	121	Compound Not Detected.					
47	1,3,5-Trichlorobenzene	180	Compound Not Detected.					
48	2,4-Dichlorophenol	162	Compound Not Detected.					
49	Benzoic Acid	122	Compound Not Detected.					
50	1,2,4-Trichlorobenzene	180	Compound Not Detected.					
51	Naphthalene	128	Compound Not Detected.					
52	4-Chloroaniline	127	Compound Not Detected.					
56	Hexachlorobutadiene	225	Compound Not Detected.					
210	Caprolactam	113	Compound Not Detected.					
57	1,2,3-Trichlorobenzene	180	Compound Not Detected.					
59	4-Chloro-3-Methylphenol	107	Compound Not Detected.					
62	2-Methylnaphthalene	142	Compound Not Detected.					
63	1-Methylnaphthalene	142	Compound Not Detected.					
64	Hexachlorocyclopentadiene	237	Compound Not Detected.					
66	2,4,6-Trichlorophenol	196	Compound Not Detected.					
67	2,4,5-Trichlorophenol	196	Compound Not Detected.					
211	1,1'-Biphenyl	154	Compound Not Detected.					
68	1,2,3,5-Tetrachlorobenzene	216	Compound Not Detected.					
70	2-Chloronaphthalene	162	Compound Not Detected.					
73	2-Nitroaniline	65	Compound Not Detected.					
74	1,2,3,4-Tetrachlorobenzene	216	Compound Not Detected.					
76	Dimethylphthalate	163	Compound Not Detected.					
78	2,6-Dinitrotoluene	165	Compound Not Detected.					
79	Acenaphthylene	152	Compound Not Detected.					
80	1,2-Dinitrobenzene	168	Compound Not Detected.					
81	3-Nitroaniline	138	Compound Not Detected.					
82	Acenaphthene	153	Compound Not Detected.					
83	2,4-Dinitrophenol	184	Compound Not Detected.					
85	4-Nitrophenol	109	Compound Not Detected.					
86	Dibenzofuran	168	Compound Not Detected.					
87	2,4-Dinitrotoluene	165	Compound Not Detected.					
91	2,3,5,6-Tetrachlorophenol	232	Compound Not Detected.					
93	Diethylphthalate	149	Compound Not Detected.					
94	Fluorene	166	Compound Not Detected.					
95	4-Chlorophenyl-phenylether	204	Compound Not Detected.					
96	4-Nitroaniline	138	Compound Not Detected.					
98	4,6-Dinitro-2-methylphenol	198	Compound Not Detected.					
99	N-Nitrosodiphenylamine	169	Compound Not Detected.					
100	1,2-Diphenylhydrazine	77	Compound Not Detected.					
106	4-Bromophenyl-phenylether	248	Compound Not Detected.					
107	Hexachlorobenzene	284	Compound Not Detected.					

212	Atrazine	200	Compound Not Detected.
111	Pentachlorophenol	266	Compound Not Detected.

	Compounds	QUANT SIG MASS	RT	EXP RT	REL RT	RESPONSE	CONCENTRATIONS ON-COLUMN (NG)	FINAL (ug/kg)
115	Phenanthrene	178	Compound Not Detected.					
116	Anthracene	178	Compound Not Detected.					
119	Carbazole	167	Compound Not Detected.					
120	Di-n-Butylphthalate	149	Compound Not Detected.					
123	Fluoranthene	202	7.537	7.537	(1.133)	12695	0.06432	8.5651
124	Benzidine	184	Compound Not Detected.					
125	Pyrene	202	7.708	7.708	(0.896)	12160	0.05845	7.7823
131	Butylbenzylphthalate	149	Compound Not Detected.					
133	3,3'-Dimethoxybenzidine	244	Compound Not Detected.					
135	3,3'-Dichlorobenzidine	252	Compound Not Detected.					
136	Benzo(a)Anthracene	228	Compound Not Detected.					
137	Chrysene	228	Compound Not Detected.					
138	4,4'-Methylene bis(o-chloroan	231	Compound Not Detected.					
139	bis(2-ethylhexyl)Phthalate	149	Compound Not Detected.					
140	Di-n-octylphthalate	149	Compound Not Detected.					
141	Benzo(b)fluoranthene	252	Compound Not Detected.					
142	Benzo(k)fluoranthene	252	Compound Not Detected.					
146	Benzo(a)pyrene	252	Compound Not Detected.					
149	Indeno(1,2,3-cd)pyrene	276	Compound Not Detected.					
150	Dibenz(a,h)anthracene	278	Compound Not Detected.					
151	Benzo(g,h,i)perylene	276	Compound Not Detected.					
198	1,4-Dioxane	88	Compound Not Detected.					
$ 154	Nitrobenzene-d5	82	3.787	3.793	(0.880)	425251	3.92527	522.67
$ 155	2-Fluorobiphenyl	172	5.066	5.066	(0.910)	487382	3.86280	514.35
$ 156	Terphenyl-d14	244	7.788	7.788	(0.905)	586429	4.83401	643.68
$ 157	Phenol-d5	99	3.140	3.135	(0.920)	623561	6.45808	859.93
$ 158	2-Fluorophenol	112	2.573	2.557	(0.754)	428932	6.81032	906.83
$ 159	2,4,6-Tribromophenol	330	6.146	6.141	(1.104)	41613	3.82133	508.83
$ 186	2-Chlorophenol-d4	132	3.263	3.269	(0.956)	376220	7.01590	934.21
$ 187	1,2-Dichlorobenzene-d4	152	3.520	3.525	(1.031)	136980	3.72593	496.13
M 195	Cresols, total	100	Compound Not Detected.					
101	Diphenylamine	169	Compound Not Detected.					

QC Flag Legend

Q - Qualifier signal failed the ratio test.

TestAmerica North Canton

INTERNAL STANDARD COMPOUNDS
AREA AND RT SUMMARY

Instrument ID: a4hp7.i
Lab File ID: K9C711AP.D
Lab Smp Id: k9c711ap
Analysis Type: SV
Quant Type: ISTD
Operator: 001710
Method File: \\cansvr11\dd\chem\MSS\a4hp7.i\90408a.b\8270C-625.m
Misc Info:

Calibration Date: 08-APR-2009
Calibration Time: 09:12
Client Smp ID: SCFmw-003-0010-WS
Level: LOW
Sample Type: SOIL

		AREA LIMIT			
COMPOUND	STANDARD	LOWER	UPPER	SAMPLE	%DIFF
1 1,4-Dichlorobenze	158685	79343	317370	92918	-41.45
2 Naphthalene-d8	644503	322252	1289006	408983	-36.54
3 Acenaphthene-d10	340284	170142	680568	207771	-38.94
4 Phenanthrene-d10	541642	270821	1083284	352267	-34.96
5 Chrysene-d12	453136	226568	906272	295863	-34.71
6 Perylene-d12	432956	216478	865912	284355	-34.32

		RT LIMIT			
COMPOUND	STANDARD	LOWER	UPPER	SAMPLE	%DIFF
1 1,4-Dichlorobenze	3.42	2.92	3.92	3.41	-0.16
2 Naphthalene-d8	4.31	3.81	4.81	4.31	-0.00
3 Acenaphthene-d10	5.57	5.07	6.07	5.57	-0.00
4 Phenanthrene-d10	6.65	6.15	7.15	6.65	0.08
5 Chrysene-d12	8.61	8.11	9.11	8.60	-0.06
6 Perylene-d12	9.97	9.47	10.47	9.97	-0.00

AREA UPPER LIMIT = +100% of internal standard area.
AREA LOWER LIMIT = - 50% of internal standard area.
RT UPPER LIMIT = + 0.50 minutes of internal standard RT.
RT LOWER LIMIT = - 0.50 minutes of internal standard RT.

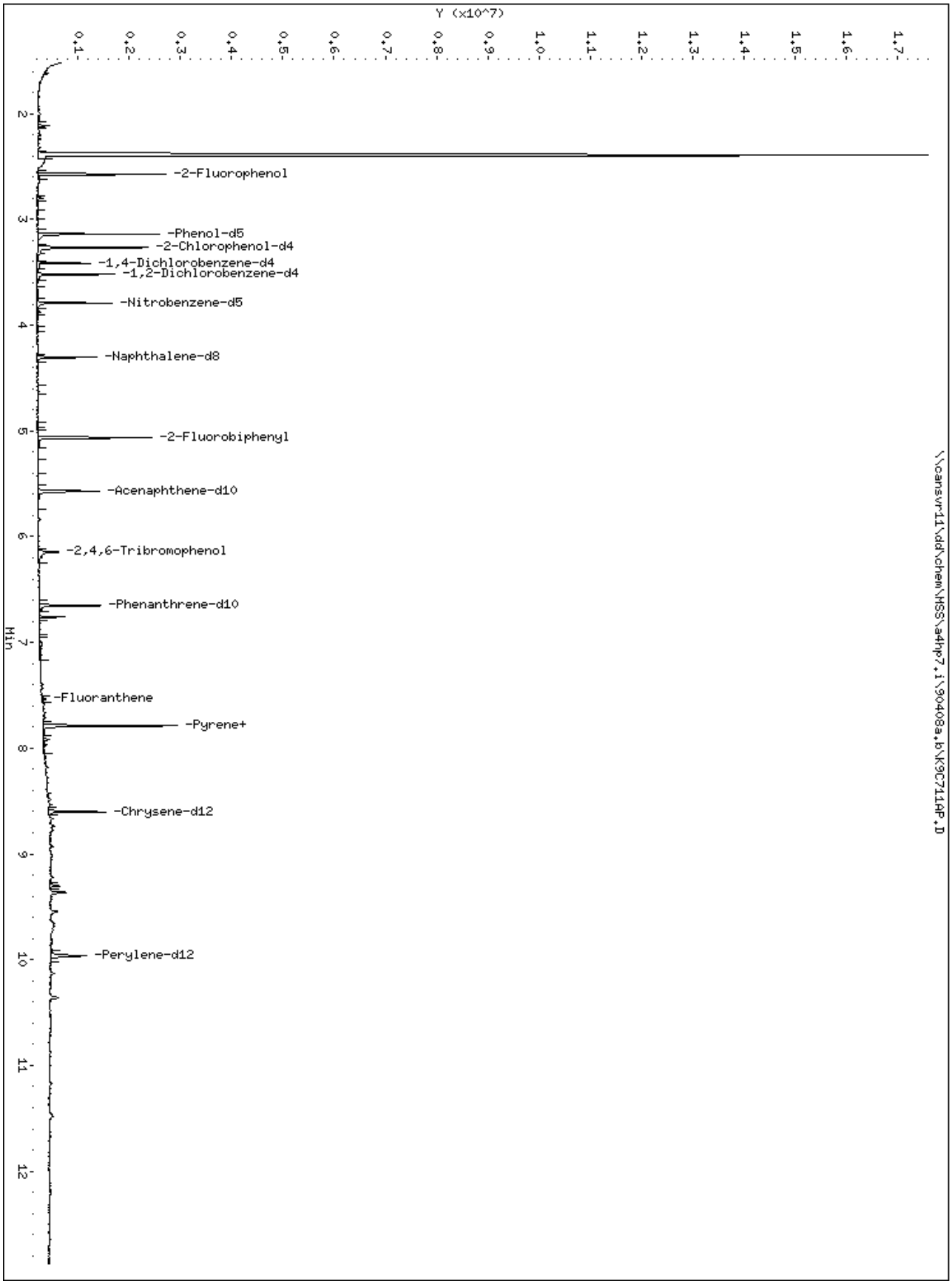
Y (x10^7)
0.1
0.2
0.3
0.4
0.5
0.6
0.7
0.8
0.9
1.0
1.1
1.2
1.3
1.4
1.5
1.6
1.7
2
3
4
5
6
7
8
9
10
11
12
Min
-2-Fluorophenol
-Phenol-d5
-2-Chlorophenol-d4
-1,4-Dichlorobenzene-d4
-1,2-Dichlorobenzene-d4
-Nitrobenzene-d5
-Naphthalene-d8
-2-Fluorobiphenyl
-Acenaphthene-d10
-2,4,6-Tribromophenol
-Phenanthrene-d10
-Fluoranthene
-Pyrene+
-Chrysene-d12
-Perylene-d12
\\cansvr11\dd\chem\HSS\a4hp7.i\90408a.b\K9C7114P.D

123 Fluoranthene

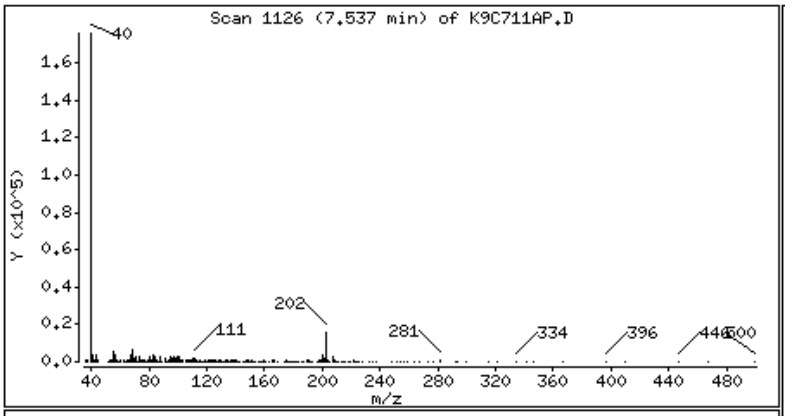

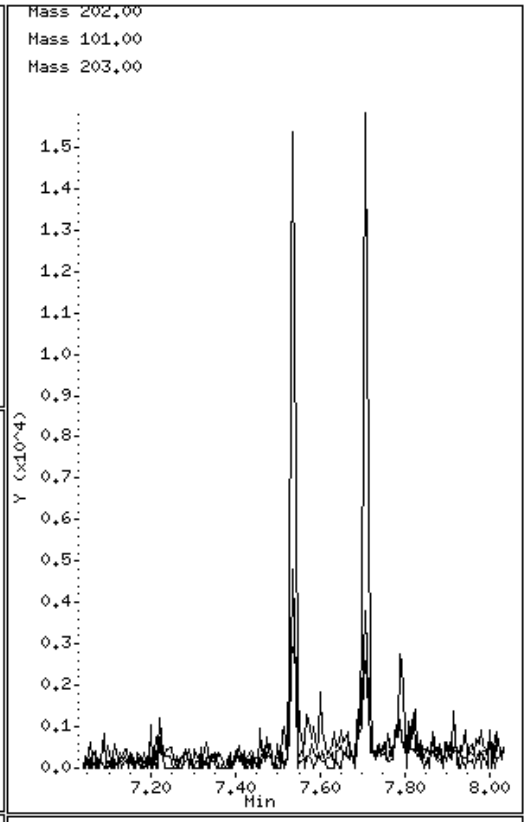

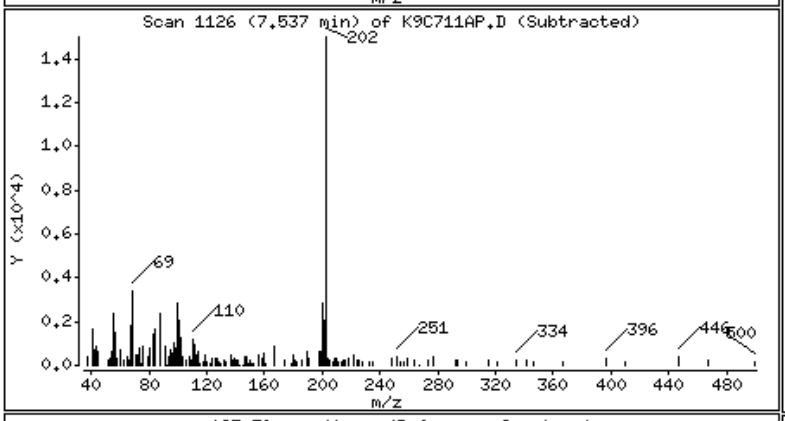

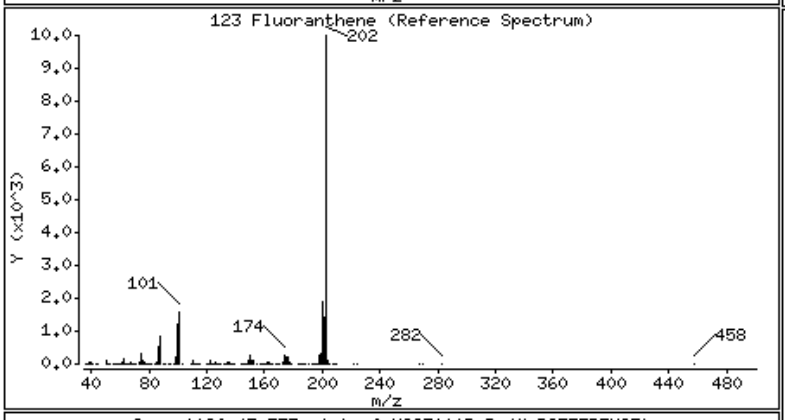

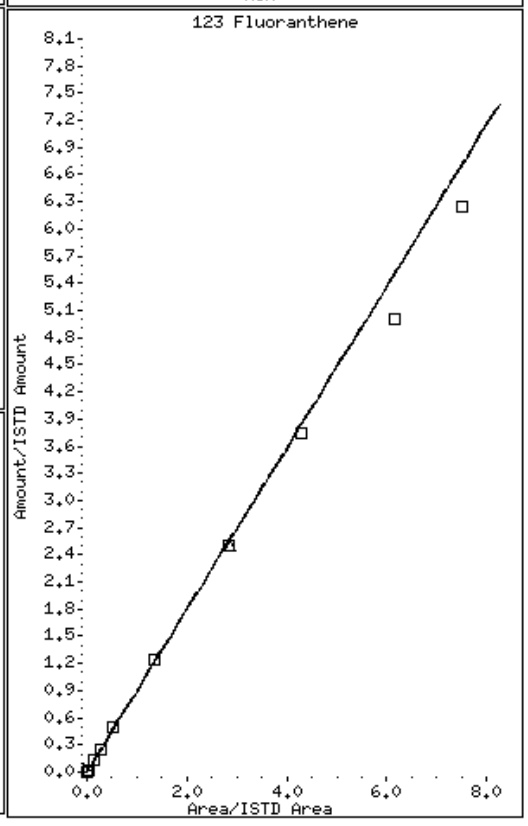

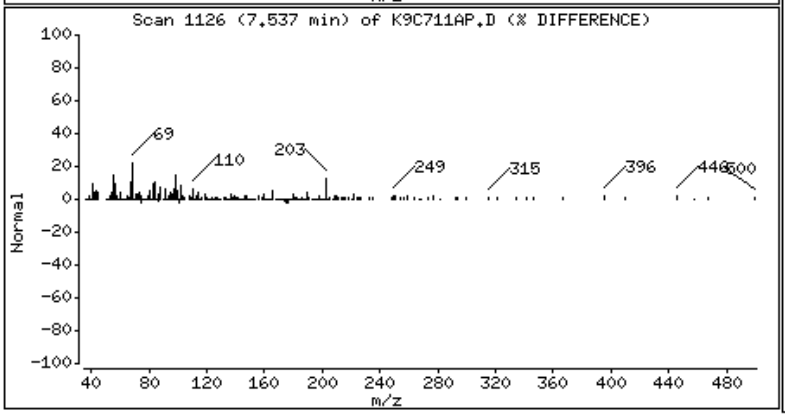

125 Pyrene

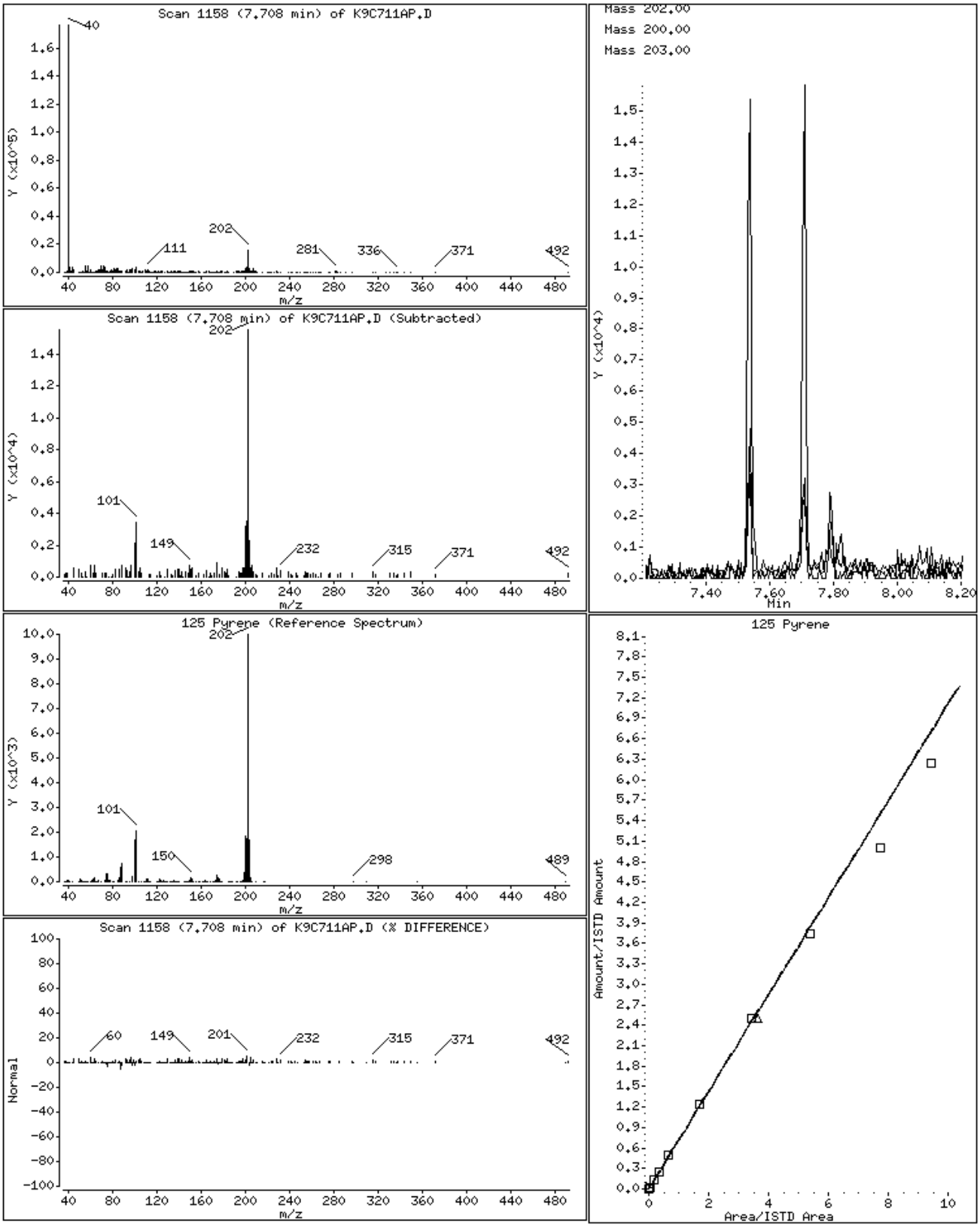
Scan 1158 (7.708 min) of K9C711AP.D
Y (x10^5)
m/z
Scan 1158 (7.708 min) of K9C711AP.D (Subtracted)
Y (x10^4)
m/z
125 Pyrene (Reference Spectrum)
Y (x10^3)
m/z
Scan 1158 (7.708 min) of K9C711AP.D (% DIFFERENCE)
Normal
m/z
Mass 202.00
Mass 200.00
Mass 203.00
Y (x10^4)
Min
125 Pyrene
Amount/ISTD Amount
Area/ISTD Area

Science Applications International Corp

Client Sample ID: SCFmw-003-0010-WS

TCLP GC/MS Semivolatiles

Lot-Sample #...: A9C310174-008 **Work Order #...:** K9C711CE **Matrix.....:** SO
Date Sampled...: 03/27/09 18:40 **Date Received..:** 03/28/09
Leach Date.....: 04/01/09 **Prep Date.....:** 04/02/09 **Analysis Date..:** 04/07/09
Leach Batch #..: P909113 **Prep Batch #...:** 9092036
Dilution Factor: 1 **Initial Wgt/Vol:** 250 mL **Final Wgt/Vol..:** 2 mL
% Moisture.....: 15 **Method.....:** SW846 8270C

PARAMETER	RESULT	REPORTING LIMIT	UNITS
o-Cresol	ND	0.0040	mg/L
m-Cresol & p-Cresol	ND	0.040	mg/L
1,4-Dichlorobenzene	ND	0.0040	mg/L
2,4-Dinitrotoluene	ND	0.020	mg/L
Hexachlorobenzene	ND	0.020	mg/L
Hexachlorobutadiene	ND	0.020	mg/L
Hexachloroethane	ND	0.020	mg/L
Nitrobenzene	ND	0.0040	mg/L
Pentachlorophenol	ND	0.040	mg/L
Pyridine	ND	0.020	mg/L
2,4,5-Trichloro-phenol	ND	0.020	mg/L
2,4,6-Trichloro-phenol	ND	0.020	mg/L

SURROGATE	PERCENT RECOVERY	RECOVERY LIMITS
Nitrobenzene-d5	71	(29 - 111)
2-Fluorobiphenyl	67	(22 - 110)
Terphenyl-d14	89	(40 - 119)
Phenol-d5	56	(10 - 110)
2-Fluorophenol	25	(10 - 110)
2,4,6-Tribromophenol	24	(17 - 117)

NOTE(S):

Analysis performed in accordance with USEPA Toxicity Characteristic Leaching Procedure Method 1311

TestAmerica North Canton

Semivolatile REPORT SW-846 Method 8270

Data file : \\cansvr11\dd\chem\MSS\a4hp7.i\90407a.b\K9C711CE.D
Lab Smp Id: k9c711ce Client Smp ID: SCFmw-003-0010-WS
Inj Date : 07-APR-2009 16:08
Operator : 001710 Inst ID: a4hp7.i
Smp Info : k9c711ce,90407a.b,8270C-625,8-tclp.sub
Misc Info :
Comment   :
Method   : \\cansvr11\dd\chem\MSS\a4hp7.i\90407a.b\8270C-625.m
Meth Date : 08-Apr-2009 12:42 gruberj Quant Type: ISTD
Cal Date : 01-APR-2009 17:51 Cal File: 7SMH0401.D
Als bottle: 86
Dil Factor: 1.00000
Integrator: HP RTE Compound Sublist: 8-tclp.sub
Target Version: 4.14
Processing Host: CANPMSSV01

Concentration Formula: Amt * DF * Uf * Vt/(Vo * Vi) * .001 * CpndVariable

Name	Value	Description
DF	1.000	Dilution Factor
Uf	1.000	ng unit correction factor
Vt	2000.000	Volume of final extract (uL)
Vo	250.000	Volume of sample extracted (mL)
Vi	0.50000	Volume injected (uL)
Cpnd Variable		Local Compound Variable

	Compounds	QUANT SIG MASS	RT	EXP RT	REL RT	RESPONSE	CONCENTRATIONS ON-COLUMN (NG)	FINAL (mg/L)	
*	1 1,4-Dichlorobenzene-d4	152	3.418	3.424	(1.000)	158497	2.00000		(Q)
*	2 Naphthalene-d8	136	4.312	4.312	(1.000)	630900	2.00000		
*	3 Acenaphthene-d10	164	5.574	5.574	(1.000)	312685	2.00000		
*	4 Phenanthrene-d10	188	6.654	6.654	(1.000)	539532	2.00000		
*	5 Chrysene-d12	240	8.596	8.596	(1.000)	450688	2.00000		
*	6 Perylene-d12	264	9.960	9.954	(1.000)	422106	2.00000		
	9 Pyridine	79	Compound Not Detected.						
	27 1,4-Dichlorobenzene	146	Compound Not Detected.						
M	195 Cresols, total	100	Compound Not Detected.						
	30 2-Methylphenol	108	Compound Not Detected.						
	192 4-Methylphenol	108	Compound Not Detected.						
	193 3-Methylphenol	108	Compound Not Detected.						
	34 Hexachloroethane	117	Compound Not Detected.						
	35 Nitrobenzene	77	Compound Not Detected.						
	56 Hexachlorobutadiene	225	Compound Not Detected.						
	66 2,4,6-Trichlorophenol	196	Compound Not Detected.						
	67 2,4,5-Trichlorophenol	196	Compound Not Detected.						
	87 2,4-Dinitrotoluene	165	Compound Not Detected.						

107	Hexachlorobenzene	284	Compound Not Detected.
111	Pentachlorophenol	266	Compound Not Detected.

Compounds	QUANT SIG MASS	RT	EXP RT	REL RT	RESPONSE	CONCENTRATIONS ON-COLUMN (NG)	CONCENTRATIONS FINAL (mg/L)
$ 154 Nitrobenzene-d5	82	3.798	3.798	(0.881)	589680	3.52846	0.056455
$ 155 2-Fluorobiphenyl	172	5.066	5.071	(0.909)	632266	3.32974	0.053276
$ 156 Terphenyl-d14	244	7.794	7.794	(0.907)	818624	4.42987	0.070878
$ 157 Phenol-d5	99	3.130	3.135	(0.916)	696536	4.22909	0.067665
$ 158 2-Fluorophenol	112	2.557	2.563	(0.748)	198364	1.84638	0.029542
$ 159 2,4,6-Tribromophenol	330	6.152	6.146	(1.104)	29711	1.81293	0.029007(Q)
$ 186 2-Chlorophenol-d4	132	3.269	3.269	(0.956)	401413	4.38846	0.070215
$ 187 1,2-Dichlorobenzene-d4	152	3.531	3.531	(1.033)	195632	3.11958	0.049913

QC Flag Legend

Q - Qualifier signal failed the ratio test.

TestAmerica North Canton

INTERNAL STANDARD COMPOUNDS
AREA AND RT SUMMARY

Instrument ID: a4hp7.i
Lab File ID: K9C711CE.D
Lab Smp Id: k9c711ce
Analysis Type: SV
Quant Type: ISTD
Operator: 001710
Method File: \\cansvr11\dd\chem\MSS\a4hp7.i\90407a.b\8270C-625.m
Misc Info:

Calibration Date: 07-APR-2009
Calibration Time: 09:18
Client Smp ID: SCFmw-003-0010-WS
Level: MED
Sample Type: WATER

		AREA LIMIT			
COMPOUND	STANDARD	LOWER	UPPER	SAMPLE	%DIFF
1 1,4-Dichlorobenze	157181	78591	314362	158497	0.84
2 Naphthalene-d8	660718	330359	1321436	630900	-4.51
3 Acenaphthene-d10	345944	172972	691888	312685	-9.61
4 Phenanthrene-d10	563199	281600	1126398	539532	-4.20
5 Chrysene-d12	465162	232581	930324	450688	-3.11
6 Perylene-d12	429707	214854	859414	422106	-1.77

		RT LIMIT			
COMPOUND	STANDARD	LOWER	UPPER	SAMPLE	%DIFF
1 1,4-Dichlorobenze	3.42	2.92	3.92	3.42	-0.15
2 Naphthalene-d8	4.31	3.81	4.81	4.31	0.00
3 Acenaphthene-d10	5.57	5.07	6.07	5.57	0.00
4 Phenanthrene-d10	6.65	6.15	7.15	6.65	0.00
5 Chrysene-d12	8.60	8.10	9.10	8.60	0.00
6 Perylene-d12	9.95	9.45	10.45	9.96	0.05

AREA UPPER LIMIT = +100% of internal standard area.
AREA LOWER LIMIT = - 50% of internal standard area.
RT UPPER LIMIT = + 0.50 minutes of internal standard RT.
RT LOWER LIMIT = - 0.50 minutes of internal standard RT.

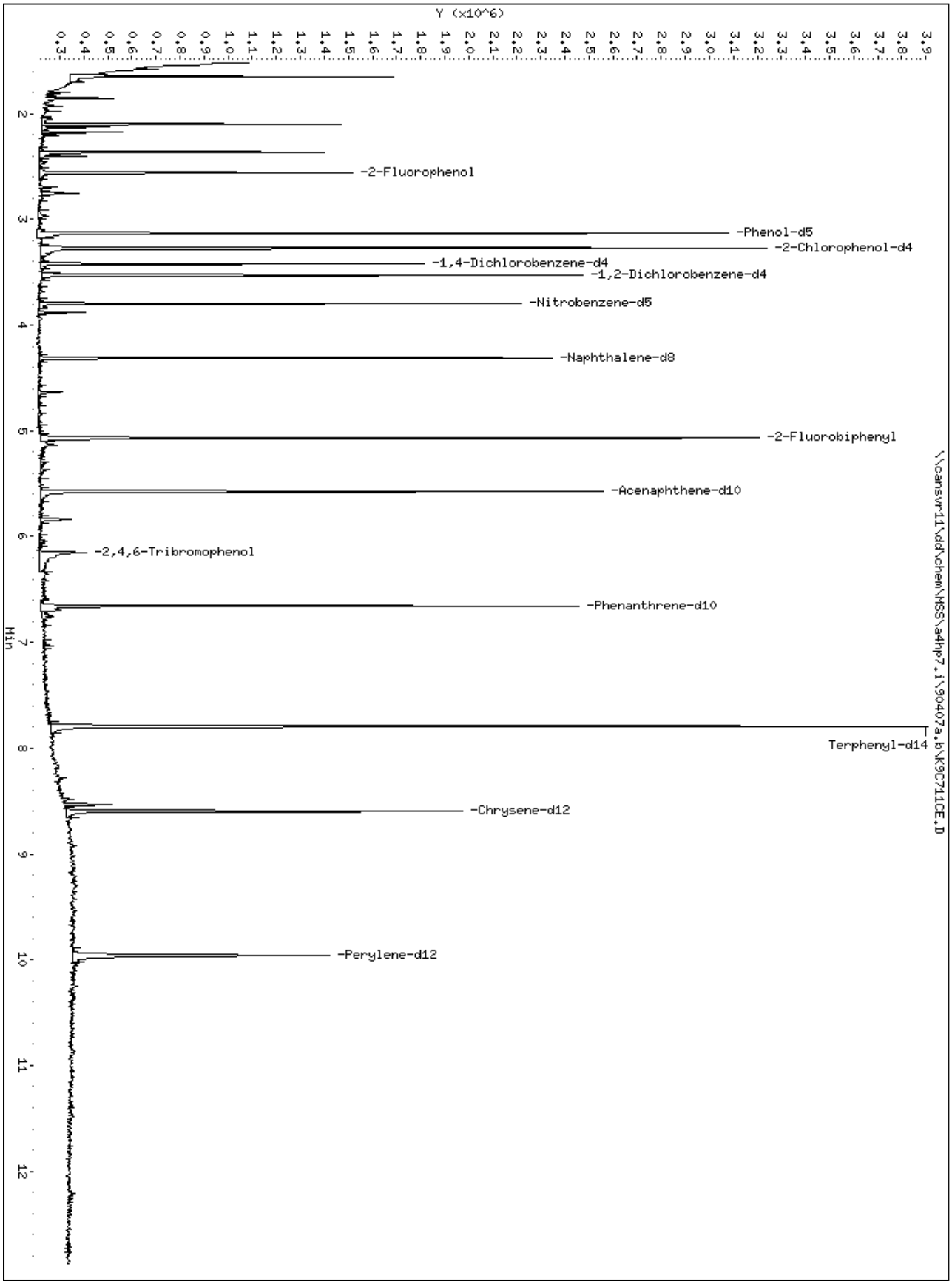
Y (x10^6)
0.3 0.4 0.5 0.6 0.7 0.8 0.9 1.0 1.1 1.2 1.3 1.4 1.5 1.6 1.7 1.8 1.9 2.0 2.1 2.2 2.3 2.4 2.5 2.6 2.7 2.8 2.9 3.0 3.1 3.2 3.3 3.4 3.5 3.6 3.7 3.8 3.9
2
3
4
5
6
7
8
9
10
11
12
Min
-2-Fluorophenol
-Phenol-d5
-2-Chlorophenol-d4
-1,4-Dichlorobenzene-d4
-1,2-Dichlorobenzene-d4
-Nitrobenzene-d5
-Naphthalene-d8
-2-Fluorobiphenyl
-Acenaphthene-d10
-2,4,6-Tribromophenol
-Phenanthrene-d10
Terphenyl-d14
-Chrysene-d12
-Perylene-d12
\\cansvr11\dd\chem\HSS\a4hp7.i\90407a.b\K9C711CE.D

Science Applications International Corp

Client Sample ID: SCFmw-004-0011-WS

GC/MS Semivolatiles

Lot-Sample #...: A9C310174-009 **Work Order #...:** K9C721AP **Matrix.....:** SO
Date Sampled...: 03/27/09 17:45 **Date Received..:** 03/28/09
Prep Date.....: 04/01/09 **Analysis Date..:** 04/08/09
Prep Batch #...: 9091239
Dilution Factor: 1 **Initial Wgt/Vol:** 30.15 g **Final Wgt/Vol..:** 2 mL
% Moisture.....: 26 **Method.....:** SW846 8270C

PARAMETER	RESULT	REPORTING LIMIT	UNITS
Acenaphthene	ND	9.0	ug/kg
Acenaphthylene	ND	9.0	ug/kg
Anthracene	ND	9.0	ug/kg
Benzo(a)anthracene	ND	9.0	ug/kg
Benzo(b)fluoranthene	ND	9.0	ug/kg
Benzo(k)fluoranthene	ND	9.0	ug/kg
Benzoic acid	ND	890	ug/kg
Benzo(ghi)perylene	ND	9.0	ug/kg
Benzo(a)pyrene	ND	9.0	ug/kg
Benzyl alcohol	ND	450	ug/kg
bis(2-Chloroethoxy) methane	ND	140	ug/kg
bis(2-Chloroethyl)- ether	ND	140	ug/kg
bis(2-Chloroisopropyl) ether	ND	140	ug/kg
bis(2-Ethylhexyl) phthalate	ND	68	ug/kg
4-Bromophenyl phenyl ether	ND	68	ug/kg
Butyl benzyl phthalate	ND	68	ug/kg
Carbazole	ND	68	ug/kg
4-Chloroaniline	ND	200	ug/kg
4-Chloro-3-methylphenol	ND	200	ug/kg
2-Chloronaphthalene	ND	68	ug/kg
2-Chlorophenol	ND	68	ug/kg
4-Chlorophenyl phenyl ether	ND	68	ug/kg
Chrysene	ND	9.0	ug/kg
Dibenzo(a,h)anthracene	ND	9.0	ug/kg
Dibenzofuran	ND	68	ug/kg
Di-n-butyl phthalate	ND	68	ug/kg
1,2-Dichlorobenzene	ND	68	ug/kg
1,3-Dichlorobenzene	ND	68	ug/kg
1,4-Dichlorobenzene	ND	68	ug/kg
3,3'-Dichlorobenzidine	ND	140	ug/kg
2,4-Dichlorophenol	ND	200	ug/kg
Diethyl phthalate	ND	68	ug/kg

(Continued on next page)

Science Applications International Corp

Client Sample ID: SCFmw-004-0011-WS

GC/MS Semivolatiles

Lot-Sample #...: A9C310174-009 **Work Order #...:** K9C721AP **Matrix.....:** SO

PARAMETER	RESULT	REPORTING LIMIT	UNITS
2,4-Dimethylphenol	ND	200	ug/kg
Dimethyl phthalate	ND	68	ug/kg
4,6-Dinitro-2-methylphenol	ND	200	ug/kg
2,4-Dinitrophenol	ND	450	ug/kg
2,4-Dinitrotoluene	ND	270	ug/kg
2,6-Dinitrotoluene	ND	270	ug/kg
Di-n-octyl phthalate	ND	68	ug/kg
Fluoranthene	ND	9.0	ug/kg
Fluorene	ND	9.0	ug/kg
Hexachlorobenzene	ND	9.0	ug/kg
Hexachlorobutadiene	ND	68	ug/kg
Hexachlorocyclopenta-diene	ND	450	ug/kg
Hexachloroethane	ND	68	ug/kg
Indeno(1,2,3-cd)pyrene	ND	9.0	ug/kg
Isophorone	ND	68	ug/kg
2-Methylnaphthalene	ND	9.0	ug/kg
2-Methylphenol	ND	270	ug/kg
3-Methylphenol & 4-Methylphenol	ND	540	ug/kg
Naphthalene	ND	9.0	ug/kg
2-Nitroaniline	ND	270	ug/kg
3-Nitroaniline	ND	270	ug/kg
4-Nitroaniline	ND	270	ug/kg
Nitrobenzene	ND	140	ug/kg
2-Nitrophenol	ND	68	ug/kg
4-Nitrophenol	ND	450	ug/kg
N-Nitrosodiphenylamine	ND	68	ug/kg
N-Nitrosodi-n-propyl-amine	ND	68	ug/kg
Pentachlorophenol	ND	200	ug/kg
Phenanthrene	ND	9.0	ug/kg
Phenol	ND	68	ug/kg
Pyrene	ND	9.0	ug/kg
1,2,4-Trichloro-benzene	ND	68	ug/kg
2,4,5-Trichloro-phenol	ND	200	ug/kg
2,4,6-Trichloro-phenol	ND	200	ug/kg

(Continued on next page)

Science Applications International Corp

Client Sample ID: SCFmw-004-0011-WS

GC/MS Semivolatiles

Lot-Sample #...: A9C310174-009 **Work Order #...:** K9C721AP **Matrix.....:** SO

SURROGATE	PERCENT RECOVERY	RECOVERY LIMITS
Nitrobenzene-d5	80	(50 - 150)
2-Fluorobiphenyl	74	(50 - 150)
Terphenyl-d14	98	(50 - 150)
Phenol-d5	87	(50 - 150)
2-Fluorophenol	90	(50 - 150)
2,4,6-Tribromophenol	55	(50 - 150)

NOTE(S):

Results and reporting limits have been adjusted for dry weight.

TestAmerica North Canton

Semivolatile REPORT SW-846 Method 8270

Data file : \\cansvr11\dd\chem\MSS\a4hp7.i\90408a.b\K9C721AP.D
Lab Smp Id: k9c721ap Client Smp ID: SCFmw-004-0011-WS
Inj Date : 08-APR-2009 12:52
Operator : 001710 Inst ID: a4hp7.i
Smp Info : k9c721ap,90408a.b,8270C-625,1-827042d.sub
Misc Info :
Comment   :
Method   : \\cansvr11\dd\chem\MSS\a4hp7.i\90408a.b\8270C-625.m
Meth Date : 09-Apr-2009 14:54 gruberj Quant Type: ISTD
Cal Date : 01-APR-2009 17:51 Cal File: 7SMH0401.D
Als bottle: 13
Dil Factor: 1.00000
Integrator: HP RTE Compound Sublist: 1-827042d.sub
Target Version: 4.14
Processing Host: CANPMSSV01

Concentration Formula: Amt * DF * Uf * Vt/(Vi * Ws *) * CpndVariable

Name	Value	Description
DF	1.000	Dilution Factor
Uf	1.000	ng unit correction factor
Vt	2000.000	Volume of final extract (uL)(1000 low, 2
Vi	0.50000	Volume injected (uL)
Ws	30.150	Weight of sample extracted (g)
Cpnd Variable		Local Compound Variable

Compounds	QUANT SIG MASS	RT	EXP RT	REL RT	RESPONSE	CONCENTRATIONS ON-COLUMN (NG)	FINAL (ug/kg)	
* 1 1,4-Dichlorobenzene-d4	152	3.413	3.418	(1.000)	135752	2.00000		(Q)
* 2 Naphthalene-d8	136	4.306	4.306	(1.000)	552500	2.00000		
* 3 Acenaphthene-d10	164	5.569	5.569	(1.000)	291009	2.00000		
* 4 Phenanthrene-d10	188	6.649	6.649	(1.000)	495990	2.00000		
* 5 Chrysene-d12	240	8.601	8.607	(1.000)	411372	2.00000		
* 6 Perylene-d12	264	9.965	9.965	(1.000)	405231	2.00000		
9 Pyridine	79	Compound Not Detected.						
10 N-Nitrosodimethylamine	74	Compound Not Detected.						
11 Ethyl methacrylate	69	Compound Not Detected.						
12 3-Chloropropionitrile	54	Compound Not Detected.						
13 Malononitrile	66	Compound Not Detected.						
209 Benzaldehyde	77	Compound Not Detected.						
21 Aniline	93	Compound Not Detected.						
22 Phenol	94	Compound Not Detected.						
23 bis(2-Chloroethyl)ether	93	Compound Not Detected.						
24 2-Chlorophenol	128	Compound Not Detected.						
26 1,3-Dichlorobenzene	146	Compound Not Detected.						
27 1,4-Dichlorobenzene	146	Compound Not Detected.						

28	1,2-Dichlorobenzene	146	Compound Not Detected.
29	Benzyl Alcohol	108	Compound Not Detected.

	Compounds	QUANT SIG MASS	RT	EXP RT	REL RT	RESPONSE	CONCENTRATIONS ON-COLUMN (NG)	FINAL (ug/kg)
30	2-Methylphenol	108	Compound Not Detected.					
31	bis(2-Chloroisopropyl)ether	45	Compound Not Detected.					
37	Acetophenone	105	Compound Not Detected.					
32	N-Nitroso-di-n-propylamine	70	Compound Not Detected.					
192	4-Methylphenol	108	Compound Not Detected.					
34	Hexachloroethane	117	Compound Not Detected.					
35	Nitrobenzene	77	Compound Not Detected.					
41	Isophorone	82	Compound Not Detected.					
42	2-Nitrophenol	139	Compound Not Detected.					
43	2,4-Dimethylphenol	107	Compound Not Detected.					
44	bis(2-Chloroethoxy)methane	93	Compound Not Detected.					
46	2,4-Toluenediamene	121	Compound Not Detected.					
47	1,3,5-Trichlorobenzene	180	Compound Not Detected.					
48	2,4-Dichlorophenol	162	Compound Not Detected.					
49	Benzoic Acid	122	Compound Not Detected.					
50	1,2,4-Trichlorobenzene	180	Compound Not Detected.					
51	Naphthalene	128	Compound Not Detected.					
52	4-Chloroaniline	127	Compound Not Detected.					
56	Hexachlorobutadiene	225	Compound Not Detected.					
210	Caprolactam	113	Compound Not Detected.					
57	1,2,3-Trichlorobenzene	180	Compound Not Detected.					
59	4-Chloro-3-Methylphenol	107	Compound Not Detected.					
62	2-Methylnaphthalene	142	Compound Not Detected.					
63	1-Methylnaphthalene	142	Compound Not Detected.					
64	Hexachlorocyclopentadiene	237	Compound Not Detected.					
66	2,4,6-Trichlorophenol	196	Compound Not Detected.					
67	2,4,5-Trichlorophenol	196	Compound Not Detected.					
211	1,1'-Biphenyl	154	Compound Not Detected.					
68	1,2,3,5-Tetrachlorobenzene	216	Compound Not Detected.					
70	2-Chloronaphthalene	162	Compound Not Detected.					
73	2-Nitroaniline	65	Compound Not Detected.					
74	1,2,3,4-Tetrachlorobenzene	216	Compound Not Detected.					
76	Dimethylphthalate	163	Compound Not Detected.					
78	2,6-Dinitrotoluene	165	Compound Not Detected.					
79	Acenaphthylene	152	Compound Not Detected.					
80	1,2-Dinitrobenzene	168	Compound Not Detected.					
81	3-Nitroaniline	138	Compound Not Detected.					
82	Acenaphthene	153	Compound Not Detected.					
83	2,4-Dinitrophenol	184	Compound Not Detected.					
85	4-Nitrophenol	109	Compound Not Detected.					
86	Dibenzofuran	168	Compound Not Detected.					
87	2,4-Dinitrotoluene	165	Compound Not Detected.					
91	2,3,5,6-Tetrachlorophenol	232	Compound Not Detected.					
93	Diethylphthalate	149	Compound Not Detected.					
94	Fluorene	166	Compound Not Detected.					
95	4-Chlorophenyl-phenylether	204	Compound Not Detected.					
96	4-Nitroaniline	138	Compound Not Detected.					
98	4,6-Dinitro-2-methylphenol	198	Compound Not Detected.					
99	N-Nitrosodiphenylamine	169	Compound Not Detected.					
100	1,2-Diphenylhydrazine	77	Compound Not Detected.					
106	4-Bromophenyl-phenylether	248	Compound Not Detected.					
107	Hexachlorobenzene	284	Compound Not Detected.					

212	Atrazine	200	Compound Not Detected.
111	Pentachlorophenol	266	Compound Not Detected.

Compounds	QUANT SIG MASS	RT	EXP RT	REL RT	RESPONSE	CONCENTRATIONS ON-COLUMN (NG)	FINAL (ug/kg)
115 Phenanthrene	178	Compound Not Detected.					
116 Anthracene	178	Compound Not Detected.					
119 Carbazole	167	Compound Not Detected.					
120 Di-n-Butylphthalate	149	Compound Not Detected.					
123 Fluoranthene	202	Compound Not Detected.					
124 Benzidine	184	Compound Not Detected.					
125 Pyrene	202	Compound Not Detected.					
131 Butylbenzylphthalate	149	Compound Not Detected.					
133 3,3'-Dimethoxybenzidine	244	Compound Not Detected.					
135 3,3'-Dichlorobenzidine	252	Compound Not Detected.					
136 Benzo(a)Anthracene	228	Compound Not Detected.					
137 Chrysene	228	Compound Not Detected.					
138 4,4'-Methylene bis(o-chloroan	231	Compound Not Detected.					
139 bis(2-ethylhexyl)Phthalate	149	Compound Not Detected.					
140 Di-n-octylphthalate	149	Compound Not Detected.					
141 Benzo(b)fluoranthene	252	Compound Not Detected.					
142 Benzo(k)fluoranthene	252	Compound Not Detected.					
146 Benzo(a)pyrene	252	Compound Not Detected.					
149 Indeno(1,2,3-cd)pyrene	276	Compound Not Detected.					
150 Dibenz(a,h)anthracene	278	Compound Not Detected.					
151 Benzo(g,h,i)perylene	276	Compound Not Detected.					
198 1,4-Dioxane	88	Compound Not Detected.					
$ 154 Nitrobenzene-d5	82	3.793	3.793	(0.881)	585898	4.00331	531.12
$ 155 2-Fluorobiphenyl	172	5.066	5.066	(0.910)	656656	3.71577	492.97
$ 156 Terphenyl-d14	244	7.788	7.788	(0.905)	826745	4.90139	650.27
$ 157 Phenol-d5	99	3.140	3.135	(0.920)	915208	6.48781	860.74
$ 158 2-Fluorophenol	112	2.573	2.557	(0.754)	622587	6.76601	897.65
$ 159 2,4,6-Tribromophenol	330	6.141	6.141	(1.103)	63483	4.16218	552.20
$ 186 2-Chlorophenol-d4	132	3.269	3.269	(0.958)	541693	6.91431	917.32
$ 187 1,2-Dichlorobenzene-d4	152	3.525	3.525	(1.033)	190106	3.53937	469.57(Q)
M 195 Cresols, total	100	Compound Not Detected.					
101 Diphenylamine	169	Compound Not Detected.					

QC Flag Legend

Q - Qualifier signal failed the ratio test.

TestAmerica North Canton

INTERNAL STANDARD COMPOUNDS
AREA AND RT SUMMARY

Instrument ID: a4hp7.i
Lab File ID: K9C721AP.D
Lab Smp Id: k9c721ap
Analysis Type: SV
Quant Type: ISTD
Operator: 001710
Method File: \\cansvr11\dd\chem\MSS\a4hp7.i\90408a.b\8270C-625.m
Misc Info:

Calibration Date: 08-APR-2009
Calibration Time: 09:12
Client Smp ID: SCFmw-004-0011-WS
Level: LOW
Sample Type: SOIL

		AREA LIMIT			
COMPOUND	STANDARD	LOWER	UPPER	SAMPLE	%DIFF
1 1,4-Dichlorobenze	158685	79343	317370	135752	-14.45
2 Naphthalene-d8	644503	322252	1289006	552500	-14.28
3 Acenaphthene-d10	340284	170142	680568	291009	-14.48
4 Phenanthrene-d10	541642	270821	1083284	495990	-8.43
5 Chrysene-d12	453136	226568	906272	411372	-9.22
6 Perylene-d12	432956	216478	865912	405231	-6.40

		RT LIMIT			
COMPOUND	STANDARD	LOWER	UPPER	SAMPLE	%DIFF
1 1,4-Dichlorobenze	3.42	2.92	3.92	3.41	-0.16
2 Naphthalene-d8	4.31	3.81	4.81	4.31	-0.00
3 Acenaphthene-d10	5.57	5.07	6.07	5.57	-0.00
4 Phenanthrene-d10	6.65	6.15	7.15	6.65	-0.00
5 Chrysene-d12	8.61	8.11	9.11	8.60	-0.06
6 Perylene-d12	9.97	9.47	10.47	9.97	-0.00

AREA UPPER LIMIT = +100% of internal standard area.
AREA LOWER LIMIT = - 50% of internal standard area.
RT UPPER LIMIT = + 0.50 minutes of internal standard RT.
RT LOWER LIMIT = - 0.50 minutes of internal standard RT.

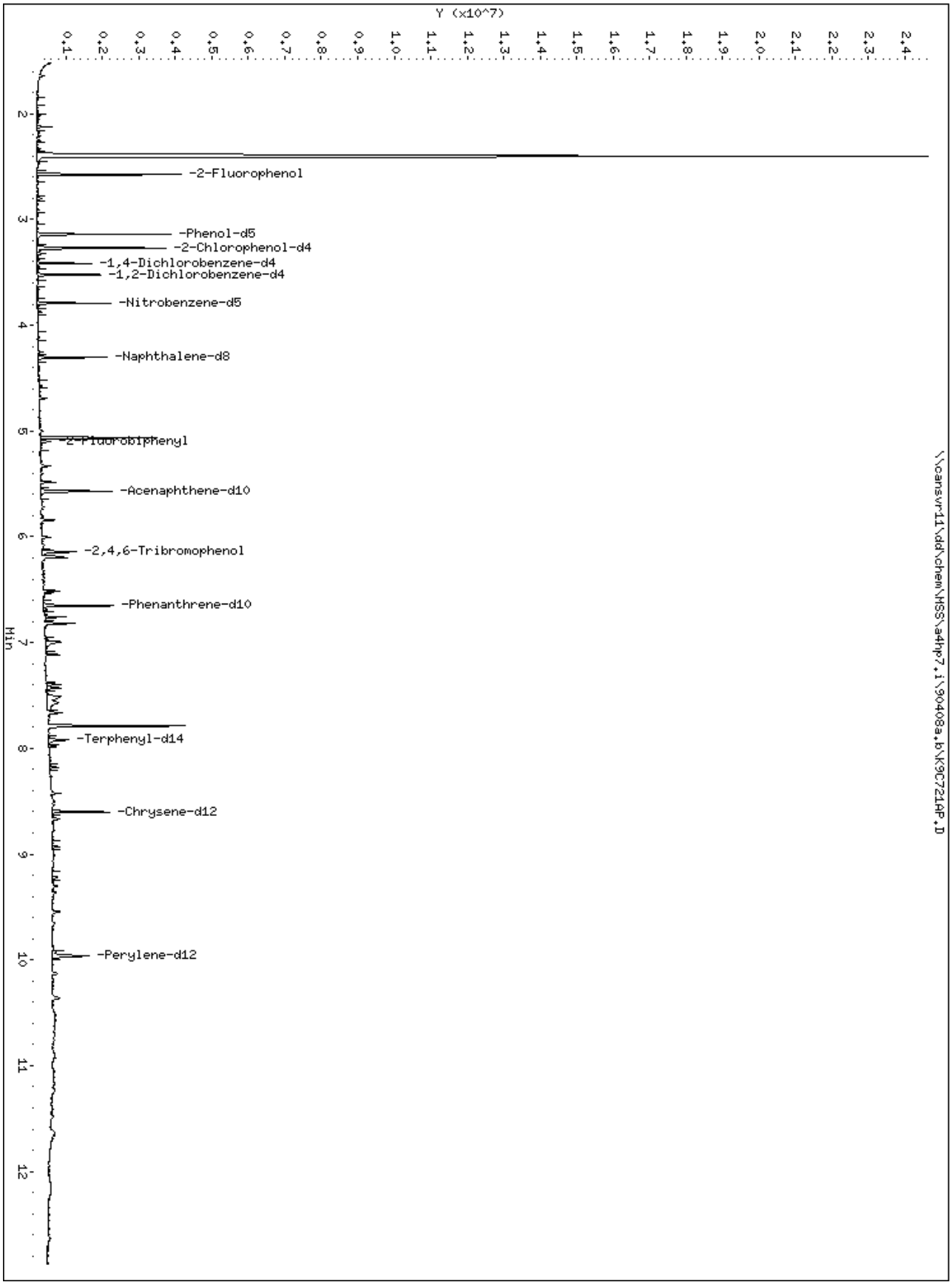
Y (x10^7)
0.1
0.2
0.3
0.4
0.5
0.6
0.7
0.8
0.9
1.0
1.1
1.2
1.3
1.4
1.5
1.6
1.7
1.8
1.9
2.0
2.1
2.2
2.3
2.4
-2-Fluorophenol
-Phenol-d5
-2-Chlorophenol-d4
-1,4-Dichlorobenzene-d4
-1,2-Dichlorobenzene-d4
-Nitrobenzene-d5
-Naphthalene-d8
-2-FluorobiPhenyl
-Acenaphthene-d10
-2,4,6-Tribromophenol
-Phenanthrene-d10
-Terphenyl-d14
-Chrysene-d12
-Perylene-d12
Min
2
3
4
5
6
7
8
9
10
11
12
\\cansvr11\dd\chem\HSS\a4hp7.i\90408a.b\K9C7214P.D

Science Applications International Corp

Client Sample ID: SCFmw-004-0011-WS

TCLP GC/MS Semivolatiles

Lot-Sample #...: A9C310174-009 **Work Order #...:** K9C721CE **Matrix.....:** SO
Date Sampled...: 03/27/09 17:45 **Date Received..:** 03/28/09
Leach Date.....: 04/01/09 **Prep Date.....:** 04/02/09 **Analysis Date..:** 04/07/09
Leach Batch #..: P909113 **Prep Batch #...:** 9092036
Dilution Factor: 1 **Initial Wgt/Vol:** 250 mL **Final Wgt/Vol..:** 2 mL
% Moisture.....: 26 **Method.....:** SW846 8270C

PARAMETER	RESULT	REPORTING LIMIT	UNITS
o-Cresol	ND	0.0040	mg/L
m-Cresol & p-Cresol	ND	0.040	mg/L
1,4-Dichlorobenzene	ND	0.0040	mg/L
2,4-Dinitrotoluene	ND	0.020	mg/L
Hexachlorobenzene	ND	0.020	mg/L
Hexachlorobutadiene	ND	0.020	mg/L
Hexachloroethane	ND	0.020	mg/L
Nitrobenzene	ND	0.0040	mg/L
Pentachlorophenol	ND	0.040	mg/L
Pyridine	**0.0022 J**	**0.020**	**mg/L**
2,4,5-Trichloro-phenol	ND	0.020	mg/L
2,4,6-Trichloro-phenol	ND	0.020	mg/L

SURROGATE	PERCENT RECOVERY	RECOVERY LIMITS
Nitrobenzene-d5	74	(29 - 111)
2-Fluorobiphenyl	70	(22 - 110)
Terphenyl-d14	98	(40 - 119)
Phenol-d5	59	(10 - 110)
2-Fluorophenol	33	(10 - 110)
2,4,6-Tribromophenol	30	(17 - 117)

NOTE(S):

Analysis performed in accordance with USEPA Toxicity Characteristic Leaching Procedure Method 1311

J Estimated result. Result is less than RL.

TestAmerica North Canton

Semivolatile REPORT SW-846 Method 8270

Data file : \\cansvr11\dd\chem\MSS\a4hp7.i\90407a.b\K9C721CE.D
Lab Smp Id: k9c721ce Client Smp ID: SCFmw-004-0011-WS
Inj Date : 07-APR-2009 16:28
Operator : 001710 Inst ID: a4hp7.i
Smp Info : k9c721ce,90407a.b,8270C-625,8-tclp.sub
Misc Info :
Comment   :
Method   : \\cansvr11\dd\chem\MSS\a4hp7.i\90407a.b\8270C-625.m
Meth Date : 08-Apr-2009 12:42 gruberj Quant Type: ISTD
Cal Date : 01-APR-2009 17:51 Cal File: 7SMH0401.D
Als bottle: 87
Dil Factor: 1.00000
Integrator: HP RTE Compound Sublist: 8-tclp.sub
Target Version: 4.14
Processing Host: CANPMSSV01

Concentration Formula: Amt * DF * Uf * Vt/(Vo * Vi) * .001 * CpndVariable

Name	Value	Description
DF	1.000	Dilution Factor
Uf	1.000	ng unit correction factor
Vt	2000.000	Volume of final extract (uL)
Vo	250.000	Volume of sample extracted (mL)
Vi	0.50000	Volume injected (uL)
Cpnd Variable		Local Compound Variable

	Compounds	QUANT SIG MASS	RT	EXP RT	REL RT	RESPONSE	CONCENTRATIONS ON-COLUMN (NG)	FINAL (mg/L)	
*	1 1,4-Dichlorobenzene-d4	152	3.418	3.424	(1.000)	136213	2.00000		(Q)
*	2 Naphthalene-d8	136	4.312	4.312	(1.000)	544859	2.00000		
*	3 Acenaphthene-d10	164	5.574	5.574	(1.000)	274011	2.00000		
*	4 Phenanthrene-d10	188	6.654	6.654	(1.000)	464346	2.00000		
*	5 Chrysene-d12	240	8.596	8.596	(1.000)	377321	2.00000		
*	6 Perylene-d12	264	9.960	9.954	(1.000)	352105	2.00000		
	9 Pyridine	79	1.841	1.841	(0.538)	17573	0.14025	0.0022440	
	27 1,4-Dichlorobenzene	146	Compound Not Detected.						
M	195 Cresols, total	100	Compound Not Detected.						
	30 2-Methylphenol	108	Compound Not Detected.						
	192 4-Methylphenol	108	Compound Not Detected.						
	193 3-Methylphenol	108	Compound Not Detected.						
	34 Hexachloroethane	117	Compound Not Detected.						
	35 Nitrobenzene	77	Compound Not Detected.						
	56 Hexachlorobutadiene	225	Compound Not Detected.						
	66 2,4,6-Trichlorophenol	196	Compound Not Detected.						
	67 2,4,5-Trichlorophenol	196	Compound Not Detected.						
	87 2,4-Dinitrotoluene	165	Compound Not Detected.						

107	Hexachlorobenzene	284	Compound Not Detected.
111	Pentachlorophenol	266	Compound Not Detected.

Compounds	QUANT SIG MASS	RT	EXP RT	REL RT	RESPONSE	CONCENTRATIONS ON-COLUMN (NG)	FINAL (mg/L)
$ 154 Nitrobenzene-d5	82	3.793	3.798	(0.880)	533485	3.69630	0.059141
$ 155 2-Fluorobiphenyl	172	5.066	5.071	(0.909)	586409	3.52412	0.056386
$ 156 Terphenyl-d14	244	7.794	7.794	(0.907)	756751	4.89130	0.078261
$ 157 Phenol-d5	99	3.130	3.135	(0.916)	623671	4.40617	0.070499
$ 158 2-Fluorophenol	112	2.557	2.563	(0.748)	225533	2.44270	0.039083
$ 159 2,4,6-Tribromophenol	330	6.152	6.146	(1.104)	31908	2.22178	0.035548(Q)
$ 186 2-Chlorophenol-d4	132	3.269	3.269	(0.956)	368812	4.69168	0.075067
$ 187 1,2-Dichlorobenzene-d4	152	3.531	3.531	(1.033)	174929	3.24579	0.051933

QC Flag Legend

Q - Qualifier signal failed the ratio test.

TestAmerica North Canton

INTERNAL STANDARD COMPOUNDS
AREA AND RT SUMMARY

Instrument ID: a4hp7.i
Lab File ID: K9C721CE.D
Lab Smp Id: k9c721ce
Analysis Type: SV
Quant Type: ISTD
Operator: 001710
Method File: \\cansvr11\dd\chem\MSS\a4hp7.i\90407a.b\8270C-625.m
Misc Info:

Calibration Date: 07-APR-2009
Calibration Time: 09:18
Client Smp ID: SCFmw-004-0011-WS
Level: MED
Sample Type: WATER

		AREA LIMIT			
COMPOUND	STANDARD	LOWER	UPPER	SAMPLE	%DIFF
1 1,4-Dichlorobenze	157181	78591	314362	136213	-13.34
2 Naphthalene-d8	660718	330359	1321436	544859	-17.54
3 Acenaphthene-d10	345944	172972	691888	274011	-20.79
4 Phenanthrene-d10	563199	281600	1126398	464346	-17.55
5 Chrysene-d12	465162	232581	930324	377321	-18.88
6 Perylene-d12	429707	214854	859414	352105	-18.06

		RT LIMIT			
COMPOUND	STANDARD	LOWER	UPPER	SAMPLE	%DIFF
1 1,4-Dichlorobenze	3.42	2.92	3.92	3.42	-0.16
2 Naphthalene-d8	4.31	3.81	4.81	4.31	0.00
3 Acenaphthene-d10	5.57	5.07	6.07	5.57	0.00
4 Phenanthrene-d10	6.65	6.15	7.15	6.65	0.00
5 Chrysene-d12	8.60	8.10	9.10	8.60	0.00
6 Perylene-d12	9.95	9.45	10.45	9.96	0.05

AREA UPPER LIMIT = +100% of internal standard area.
AREA LOWER LIMIT = - 50% of internal standard area.
RT UPPER LIMIT = + 0.50 minutes of internal standard RT.
RT LOWER LIMIT = - 0.50 minutes of internal standard RT.

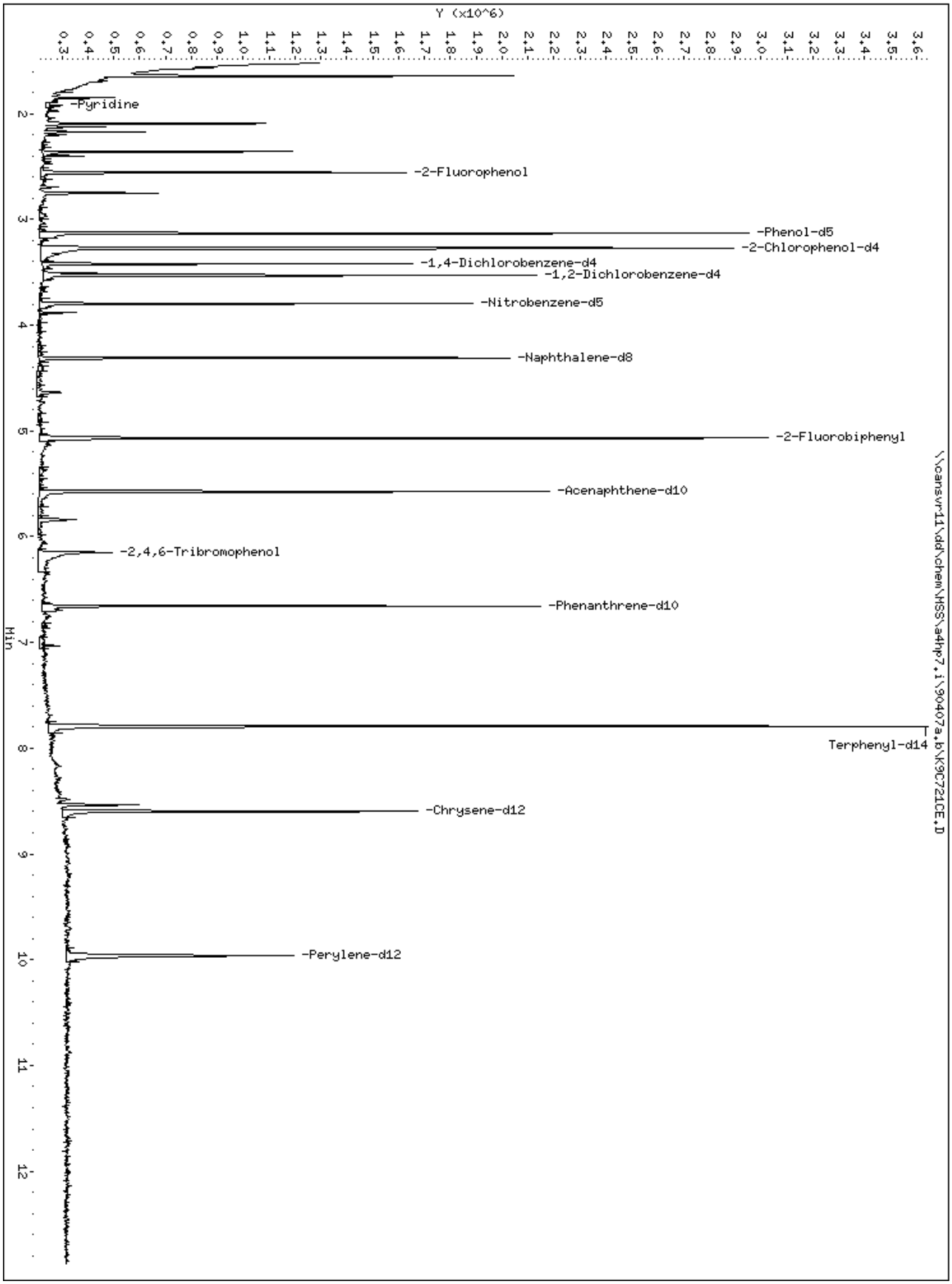
Y (x10^6)
Min
-Pyridine
-2-Fluorophenol
-Phenol-d5
-2-Chlorophenol-d4
-1,4-Dichlorobenzene-d4
-1,2-Dichlorobenzene-d4
-Nitrobenzene-d5
-Naphthalene-d8
-2-Fluorobiphenyl
-Acenaphthene-d10
-2,4,6-Tribromophenol
-Phenanthrene-d10
Terphenyl-d14
-Chrysene-d12
-Perylene-d12
\\cansvr11\dd\chem\HSS\a4hp7.i\90407a.b\K9072ICE.D

9 Pyridine

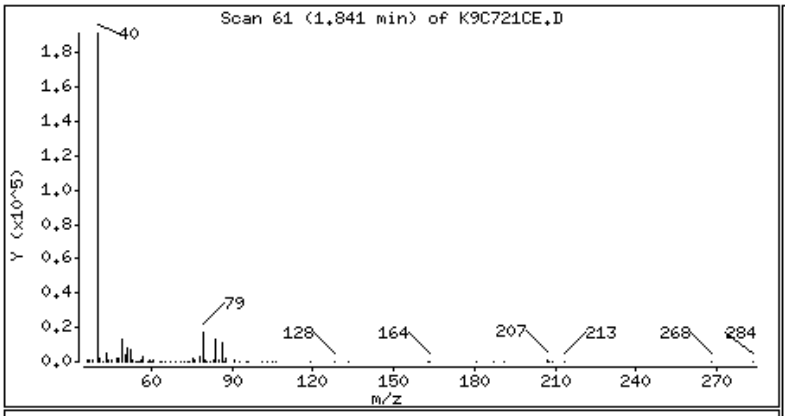
Scan 61 (1.841 min) of K9C721CE.D
Y (x10^5)
m/z
40
79
128
164
207
213
268
284

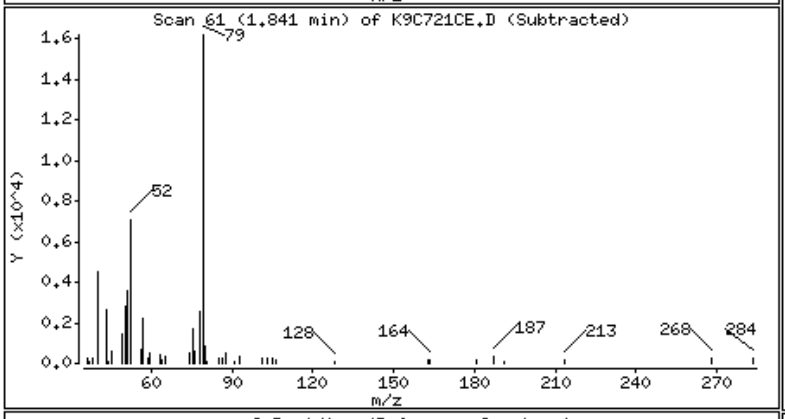
Scan 61 (1.841 min) of K9C721CE.D (Subtracted)
Y (x10^4)
m/z
79
52
128
164
187
213
268
284

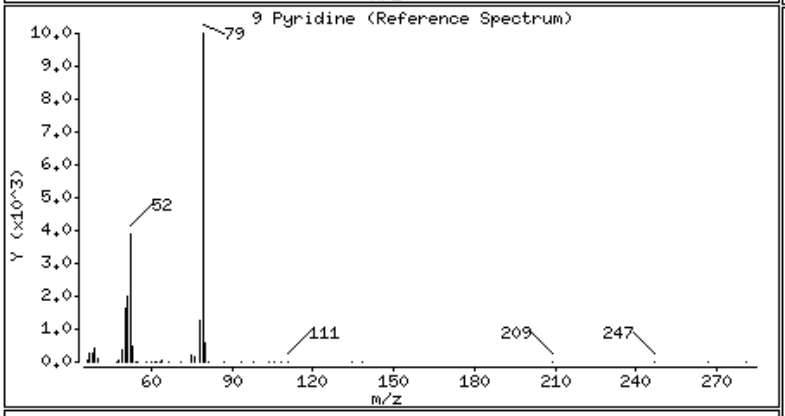
9 Pyridine (Reference Spectrum)
Y (x10^3)
m/z
79
52
111
209
247

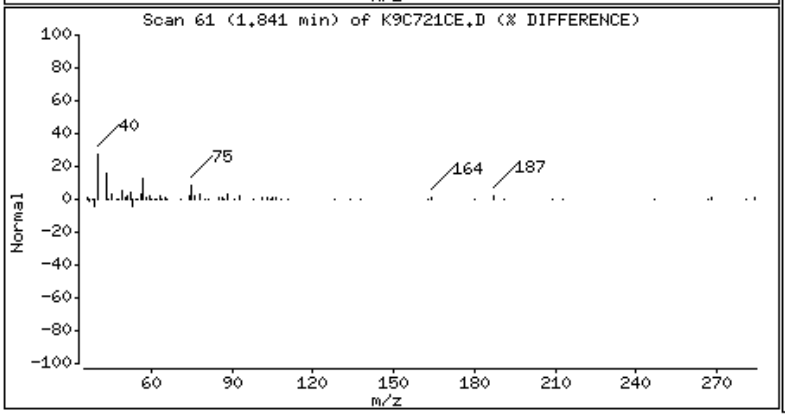
Scan 61 (1.841 min) of K9C721CE.D (% DIFFERENCE)
Normal
m/z
40
75
164
187

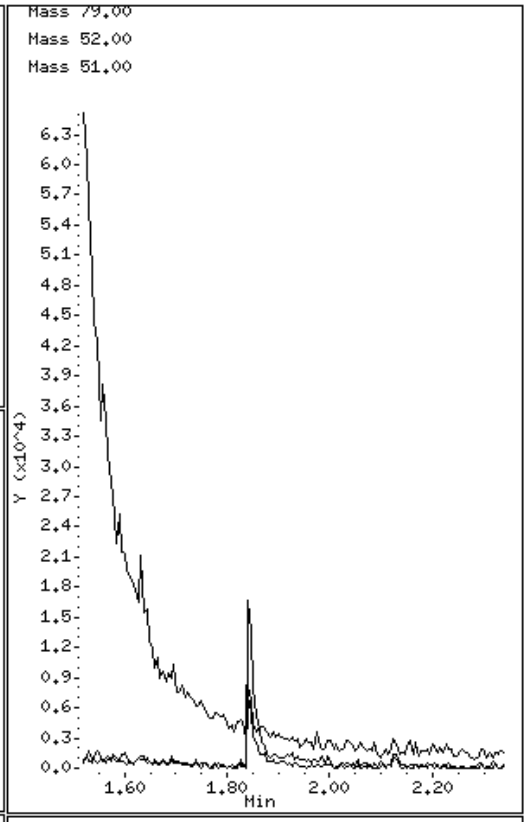
Mass 79.00
Mass 52.00
Mass 51.00
Y (x10^4)
Min

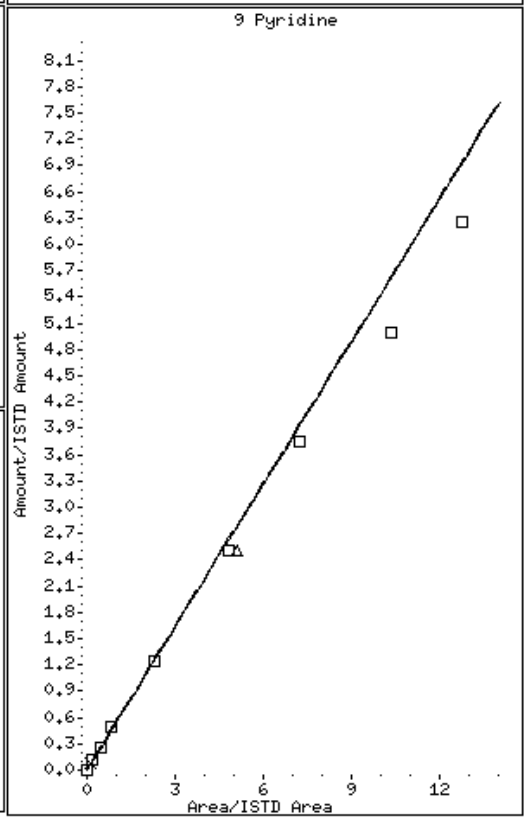
9 Pyridine
Amount/ISTD Amount
Area/ISTD Area

Science Applications International Corp

Client Sample ID: SCFmw-004-0012-WS

GC/MS Semivolatiles

Lot-Sample #...: A9C310174-010 **Work Order #...:** K9C731A2 **Matrix.....:** SO
Date Sampled...: 03/27/09 18:13 **Date Received..:** 03/28/09
Prep Date.....: 04/01/09 **Analysis Date..:** 04/08/09
Prep Batch #...: 9091239
Dilution Factor: 1 **Initial Wgt/Vol:** 30.18 g **Final Wgt/Vol..:** 2 mL
% Moisture.....: 27 **Method.....:** SW846 8270C

PARAMETER	RESULT	REPORTING LIMIT	UNITS
Acenaphthene	ND	9.1	ug/kg
Acenaphthylene	ND	9.1	ug/kg
Anthracene	ND	9.1	ug/kg
Benzo(a)anthracene	**12**	**9.1**	**ug/kg**
Benzo(b)fluoranthene	**24**	**9.1**	**ug/kg**
Benzo(k)fluoranthene	ND	9.1	ug/kg
Benzoic acid	ND	900	ug/kg
Benzo(ghi)perylene	**15**	**9.1**	**ug/kg**
Benzo(a)pyrene	**9.8**	**9.1**	**ug/kg**
Benzyl alcohol	ND	450	ug/kg
bis(2-Chloroethoxy) methane	ND	140	ug/kg
bis(2-Chloroethyl)-ether	ND	140	ug/kg
bis(2-Chloroisopropyl) ether	ND	140	ug/kg
bis(2-Ethylhexyl) phthalate	**30 J**	**68**	**ug/kg**
4-Bromophenyl phenyl ether	ND	68	ug/kg
Butyl benzyl phthalate	ND	68	ug/kg
Carbazole	ND	68	ug/kg
4-Chloroaniline	ND	200	ug/kg
4-Chloro-3-methylphenol	ND	200	ug/kg
2-Chloronaphthalene	ND	68	ug/kg
2-Chlorophenol	ND	68	ug/kg
4-Chlorophenyl phenyl ether	ND	68	ug/kg
Chrysene	**20**	**9.1**	**ug/kg**
Dibenzo(a,h)anthracene	ND	9.1	ug/kg
Dibenzofuran	ND	68	ug/kg
Di-n-butyl phthalate	ND	68	ug/kg
1,2-Dichlorobenzene	ND	68	ug/kg
1,3-Dichlorobenzene	ND	68	ug/kg
1,4-Dichlorobenzene	ND	68	ug/kg
3,3'-Dichlorobenzidine	ND	140	ug/kg
2,4-Dichlorophenol	ND	200	ug/kg
Diethyl phthalate	ND	68	ug/kg

(Continued on next page)

Science Applications International Corp

Client Sample ID: SCFmw-004-0012-WS

GC/MS Semivolatiles

Lot-Sample #...: A9C310174-010 **Work Order #...:** K9C731A2 **Matrix.....:** SO

PARAMETER	RESULT	REPORTING LIMIT	UNITS
2,4-Dimethylphenol	ND	200	ug/kg
Dimethyl phthalate	ND	68	ug/kg
4,6-Dinitro-2-methylphenol	ND	200	ug/kg
2,4-Dinitrophenol	ND	450	ug/kg
2,4-Dinitrotoluene	ND	270	ug/kg
2,6-Dinitrotoluene	ND	270	ug/kg
Di-n-octyl phthalate	ND	68	ug/kg
Fluoranthene	**22**	**9.1**	**ug/kg**
Fluorene	ND	9.1	ug/kg
Hexachlorobenzene	ND	9.1	ug/kg
Hexachlorobutadiene	ND	68	ug/kg
Hexachlorocyclopenta-diene	ND	450	ug/kg
Hexachloroethane	ND	68	ug/kg
Indeno(1,2,3-cd)pyrene	ND	9.1	ug/kg
Isophorone	ND	68	ug/kg
2-Methylnaphthalene	**16**	**9.1**	**ug/kg**
2-Methylphenol	ND	270	ug/kg
3-Methylphenol & 4-Methylphenol	ND	550	ug/kg
Naphthalene	ND	9.1	ug/kg
2-Nitroaniline	ND	270	ug/kg
3-Nitroaniline	ND	270	ug/kg
4-Nitroaniline	ND	270	ug/kg
Nitrobenzene	ND	140	ug/kg
2-Nitrophenol	ND	68	ug/kg
4-Nitrophenol	ND	450	ug/kg
N-Nitrosodiphenylamine	ND	68	ug/kg
N-Nitrosodi-n-propyl-amine	ND	68	ug/kg
Pentachlorophenol	ND	200	ug/kg
Phenanthrene	**12**	**9.1**	**ug/kg**
Phenol	ND	68	ug/kg
Pyrene	**20**	**9.1**	**ug/kg**
1,2,4-Trichloro-benzene	ND	68	ug/kg
2,4,5-Trichloro-phenol	ND	200	ug/kg
2,4,6-Trichloro-phenol	ND	200	ug/kg

(Continued on next page)

Science Applications International Corp

Client Sample ID: SCFmw-004-0012-WS

GC/MS Semivolatiles

Lot-Sample #...: A9C310174-010 **Work Order #...:** K9C731A2 **Matrix.....:** SO

SURROGATE	PERCENT RECOVERY	RECOVERY LIMITS
Nitrobenzene-d5	68	(50 - 150)
2-Fluorobiphenyl	66	(50 - 150)
Terphenyl-d14	97	(50 - 150)
Phenol-d5	76	(50 - 150)
2-Fluorophenol	76	(50 - 150)
2,4,6-Tribromophenol	53	(50 - 150)

NOTE(S):

Results and reporting limits have been adjusted for dry weight.

J Estimated result. Result is less than RL.

TestAmerica North Canton

Semivolatile REPORT SW-846 Method 8270

Data file : \\cansvr11\dd\chem\MSS\a4hp7.i\90408a.b\K9C731A2.D
Lab Smp Id: k9c731a2 Client Smp ID: SCFmw-004-0012-WS
Inj Date : 08-APR-2009 11:54
Operator : 001710 Inst ID: a4hp7.i
Smp Info : k9c731a2,90408a.b,8270C-625,1-827042d.sub
Misc Info :
Comment   :
Method   : \\cansvr11\dd\chem\MSS\a4hp7.i\90408a.b\8270C-625.m
Meth Date : 09-Apr-2009 14:54 gruberj Quant Type: ISTD
Cal Date : 01-APR-2009 17:51 Cal File: 7SMH0401.D
Als bottle: 10
Dil Factor: 1.00000
Integrator: HP RTE Compound Sublist: 1-827042d.sub
Target Version: 4.14
Processing Host: CANPMSSV01

Concentration Formula: Amt * DF * Uf * Vt/(Vi * Ws *) * CpndVariable

Name	Value	Description
DF	1.000	Dilution Factor
Uf	1.000	ng unit correction factor
Vt	2000.000	Volume of final extract (uL)(1000 low, 2
Vi	0.50000	Volume injected (uL)
Ws	30.180	Weight of sample extracted (g)
Cpnd Variable		Local Compound Variable

Compounds	QUANT SIG MASS	RT	EXP RT	REL RT	RESPONSE	CONCENTRATIONS ON-COLUMN (NG)	FINAL (ug/kg)	
* 1 1,4-Dichlorobenzene-d4	152	3.413	3.418	(1.000)	129411	2.00000		(Q)
* 2 Naphthalene-d8	136	4.306	4.306	(1.000)	545191	2.00000		
* 3 Acenaphthene-d10	164	5.569	5.569	(1.000)	299244	2.00000		
* 4 Phenanthrene-d10	188	6.649	6.649	(1.000)	491517	2.00000		
* 5 Chrysene-d12	240	8.601	8.607	(1.000)	403990	2.00000		
* 6 Perylene-d12	264	9.960	9.965	(1.000)	395722	2.00000		
9 Pyridine	79	Compound Not Detected.						
10 N-Nitrosodimethylamine	74	Compound Not Detected.						
11 Ethyl methacrylate	69	Compound Not Detected.						
12 3-Chloropropionitrile	54	Compound Not Detected.						
13 Malononitrile	66	Compound Not Detected.						
209 Benzaldehyde	77	Compound Not Detected.						
21 Aniline	93	Compound Not Detected.						
22 Phenol	94	Compound Not Detected.						
23 bis(2-Chloroethyl)ether	93	Compound Not Detected.						
24 2-Chlorophenol	128	Compound Not Detected.						
26 1,3-Dichlorobenzene	146	Compound Not Detected.						
27 1,4-Dichlorobenzene	146	Compound Not Detected.						

28	1,2-Dichlorobenzene	146	Compound Not Detected.
29	Benzyl Alcohol	108	Compound Not Detected.

	Compounds	QUANT SIG MASS	RT	EXP RT	REL RT	RESPONSE	CONCENTRATIONS ON-COLUMN (NG)	FINAL (ug/kg)
30	2-Methylphenol	108	Compound Not Detected.					
31	bis(2-Chloroisopropyl)ether	45	Compound Not Detected.					
37	Acetophenone	105	Compound Not Detected.					
32	N-Nitroso-di-n-propylamine	70	Compound Not Detected.					
192	4-Methylphenol	108	3.654	3.659	(1.071)	50053	0.48279	63.988
34	Hexachloroethane	117	Compound Not Detected.					
35	Nitrobenzene	77	Compound Not Detected.					
41	Isophorone	82	Compound Not Detected.					
42	2-Nitrophenol	139	Compound Not Detected.					
43	2,4-Dimethylphenol	107	Compound Not Detected.					
44	bis(2-Chloroethoxy)methane	93	Compound Not Detected.					
46	2,4-Toluenediamene	121	Compound Not Detected.					
47	1,3,5-Trichlorobenzene	180	Compound Not Detected.					
48	2,4-Dichlorophenol	162	Compound Not Detected.					
49	Benzoic Acid	122	Compound Not Detected.					
50	1,2,4-Trichlorobenzene	180	Compound Not Detected.					
51	Naphthalene	128	Compound Not Detected.					
52	4-Chloroaniline	127	Compound Not Detected.					
56	Hexachlorobutadiene	225	Compound Not Detected.					
210	Caprolactam	113	Compound Not Detected.					
57	1,2,3-Trichlorobenzene	180	Compound Not Detected.					
59	4-Chloro-3-Methylphenol	107	Compound Not Detected.					
62	2-Methylnaphthalene	142	4.809	4.814	(1.117)	12506	0.08711	11.545
63	1-Methylnaphthalene	142	4.884	4.884	(1.134)	12349	0.07574	10.038
64	Hexachlorocyclopentadiene	237	Compound Not Detected.					
66	2,4,6-Trichlorophenol	196	Compound Not Detected.					
67	2,4,5-Trichlorophenol	196	Compound Not Detected.					
211	1,1'-Biphenyl	154	Compound Not Detected.					
68	1,2,3,5-Tetrachlorobenzene	216	Compound Not Detected.					
70	2-Chloronaphthalene	162	Compound Not Detected.					
73	2-Nitroaniline	65	Compound Not Detected.					
74	1,2,3,4-Tetrachlorobenzene	216	Compound Not Detected.					
76	Dimethylphthalate	163	Compound Not Detected.					
78	2,6-Dinitrotoluene	165	Compound Not Detected.					
79	Acenaphthylene	152	Compound Not Detected.					
80	1,2-Dinitrobenzene	168	Compound Not Detected.					
81	3-Nitroaniline	138	Compound Not Detected.					
82	Acenaphthene	153	Compound Not Detected.					
83	2,4-Dinitrophenol	184	Compound Not Detected.					
85	4-Nitrophenol	109	Compound Not Detected.					
86	Dibenzofuran	168	Compound Not Detected.					
87	2,4-Dinitrotoluene	165	Compound Not Detected.					
91	2,3,5,6-Tetrachlorophenol	232	Compound Not Detected.					
93	Diethylphthalate	149	Compound Not Detected.					
94	Fluorene	166	Compound Not Detected.					
95	4-Chlorophenyl-phenylether	204	Compound Not Detected.					
96	4-Nitroaniline	138	Compound Not Detected.					
98	4,6-Dinitro-2-methylphenol	198	Compound Not Detected.					
99	N-Nitrosodiphenylamine	169	Compound Not Detected.					
100	1,2-Diphenylhydrazine	77	Compound Not Detected.					
106	4-Bromophenyl-phenylether	248	Compound Not Detected.					
107	Hexachlorobenzene	284	Compound Not Detected.					

212	Atrazine	200	Compound Not Detected.
111	Pentachlorophenol	266	Compound Not Detected.

Compounds	QUANT SIG MASS	RT	EXP RT	REL RT	RESPONSE	CONCENTRATIONS ON-COLUMN (NG)	CONCENTRATIONS FINAL (ug/kg)
115 Phenanthrene	178	6.665	6.670	(1.002)	17750	0.06399	8.4813
116 Anthracene	178	Compound Not Detected.					
119 Carbazole	167	Compound Not Detected.					
120 Di-n-Butylphthalate	149	Compound Not Detected.					
123 Fluoranthene	202	7.532	7.537	(1.133)	33621	0.12209	16.182(QM)
124 Benzidine	184	Compound Not Detected.					
125 Pyrene	202	7.703	7.708	(0.896)	31973	0.11254	14.916
131 Butylbenzylphthalate	149	Compound Not Detected.					
133 3,3'-Dimethoxybenzidine	244	Compound Not Detected.					
135 3,3'-Dichlorobenzidine	252	Compound Not Detected.					
136 Benzo(a)Anthracene	228	8.591	8.601	(0.999)	17628	0.06513	8.6318
137 Chrysene	228	8.617	8.628	(1.002)	28652	0.11209	14.856
138 4,4'-Methylene bis(o-chloroan	231	Compound Not Detected.					
139 bis(2-ethylhexyl)Phthalate	149	8.537	8.548	(0.993)	31086	0.16826	22.301
140 Di-n-octylphthalate	149	Compound Not Detected.					
141 Benzo(b)fluoranthene	252	9.537	9.548	(0.958)	34667	0.13437	17.809(M)
142 Benzo(k)fluoranthene	252	Compound Not Detected.					
146 Benzo(a)pyrene	252	9.896	9.906	(0.994)	12531	0.05415	7.1764
149 Indeno(1,2,3-cd)pyrene	276	Compound Not Detected.					
150 Dibenz(a,h)anthracene	278	Compound Not Detected.					
151 Benzo(g,h,i)perylene	276	11.875	11.891	(1.192)	16022	0.08094	10.728
198 1,4-Dioxane	88	Compound Not Detected.					
$ 154 Nitrobenzene-d5	82	3.787	3.793	(0.880)	491318	3.40207	450.90
$ 155 2-Fluorobiphenyl	172	5.066	5.066	(0.910)	599815	3.30073	437.47
$ 156 Terphenyl-d14	244	7.788	7.788	(0.905)	801381	4.83783	641.20
$ 157 Phenol-d5	99	3.135	3.135	(0.919)	769415	5.72155	758.32
$ 158 2-Fluorophenol	112	2.568	2.557	(0.752)	498007	5.67731	752.46
$ 159 2,4,6-Tribromophenol	330	6.141	6.141	(1.103)	62589	3.99064	528.91
$ 186 2-Chlorophenol-d4	132	3.263	3.269	(0.956)	451612	6.04694	801.45
$ 187 1,2-Dichlorobenzene-d4	152	3.525	3.525	(1.033)	156465	3.05579	405.01(Q)
M 195 Cresols, total	100				50053	0.48279	63.988
101 Diphenylamine	169	Compound Not Detected.					

QC Flag Legend

Q - Qualifier signal failed the ratio test.
M - Compound response manually integrated.

TestAmerica North Canton

INTERNAL STANDARD COMPOUNDS
AREA AND RT SUMMARY

Instrument ID: a4hp7.i
Lab File ID: K9C731A2.D
Lab Smp Id: k9c731a2
Analysis Type: SV
Quant Type: ISTD
Operator: 001710
Method File: \\cansvr11\dd\chem\MSS\a4hp7.i\90408a.b\8270C-625.m
Misc Info:

Calibration Date: 08-APR-2009
Calibration Time: 09:12
Client Smp ID: SCFmw-004-0012-WS
Level: LOW
Sample Type: SOIL

		AREA LIMIT			
COMPOUND	STANDARD	LOWER	UPPER	SAMPLE	%DIFF
1 1,4-Dichlorobenze	158685	79343	317370	129411	-18.45
2 Naphthalene-d8	644503	322252	1289006	545191	-15.41
3 Acenaphthene-d10	340284	170142	680568	299244	-12.06
4 Phenanthrene-d10	541642	270821	1083284	491517	-9.25
5 Chrysene-d12	453136	226568	906272	403990	-10.85
6 Perylene-d12	432956	216478	865912	395722	-8.60

		RT LIMIT			
COMPOUND	STANDARD	LOWER	UPPER	SAMPLE	%DIFF
1 1,4-Dichlorobenze	3.42	2.92	3.92	3.41	-0.16
2 Naphthalene-d8	4.31	3.81	4.81	4.31	0.00
3 Acenaphthene-d10	5.57	5.07	6.07	5.57	0.00
4 Phenanthrene-d10	6.65	6.15	7.15	6.65	0.00
5 Chrysene-d12	8.61	8.11	9.11	8.60	-0.06
6 Perylene-d12	9.97	9.47	10.47	9.96	-0.05

AREA UPPER LIMIT = +100% of internal standard area.
AREA LOWER LIMIT = - 50% of internal standard area.
RT UPPER LIMIT = + 0.50 minutes of internal standard RT.
RT LOWER LIMIT = - 0.50 minutes of internal standard RT.

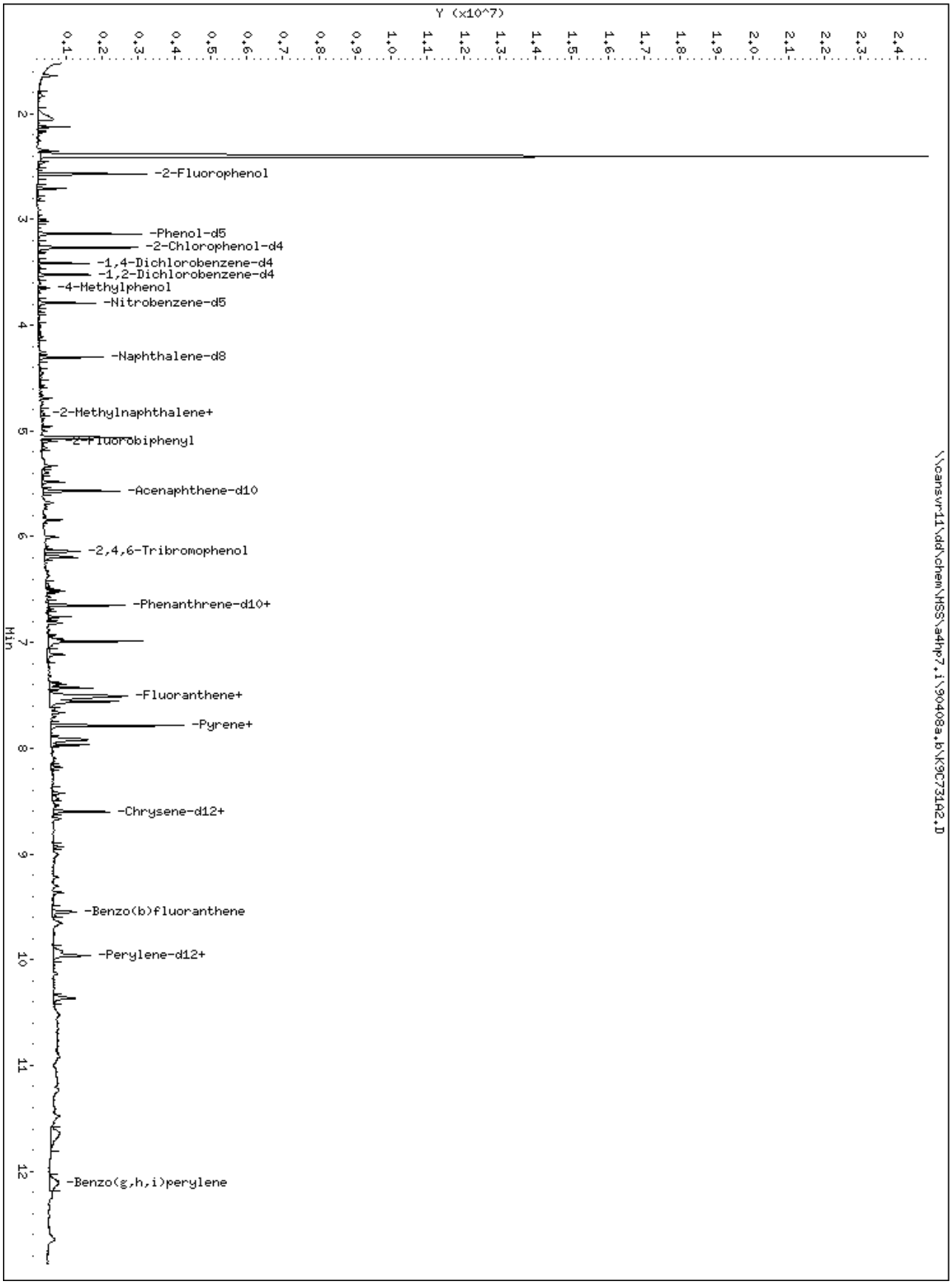
Y (x10^7)
0.1
0.2
0.3
0.4
0.5
0.6
0.7
0.8
0.9
1.0
1.1
1.2
1.3
1.4
1.5
1.6
1.7
1.8
1.9
2.0
2.1
2.2
2.3
2.4
Min
2
3
4
5
6
7
8
9
10
11
12
-2-Fluorophenol
-Phenol-d5
-2-Chlorophenol-d4
-1,4-Dichlorobenzene-d4
-1,2-Dichlorobenzene-d4
-4-Methylphenol
-Nitrobenzene-d5
-Naphthalene-d8
-2-Methylnaphthalene+
2-Fluorobiphenyl
-Acenaphthene-d10
-2,4,6-Tribromophenol
-Phenanthrene-d10+
-Fluoranthene+
-Pyrene+
-Chrysene-d12+
-Benzo(b)fluoranthene
-Perylene-d12+
-Benzo(g,h,i)perylene
\\cansvr11\dd\chem\HSS\a4hp7.i\90408a.b\K9C7302.D

192 4-Methylphenol

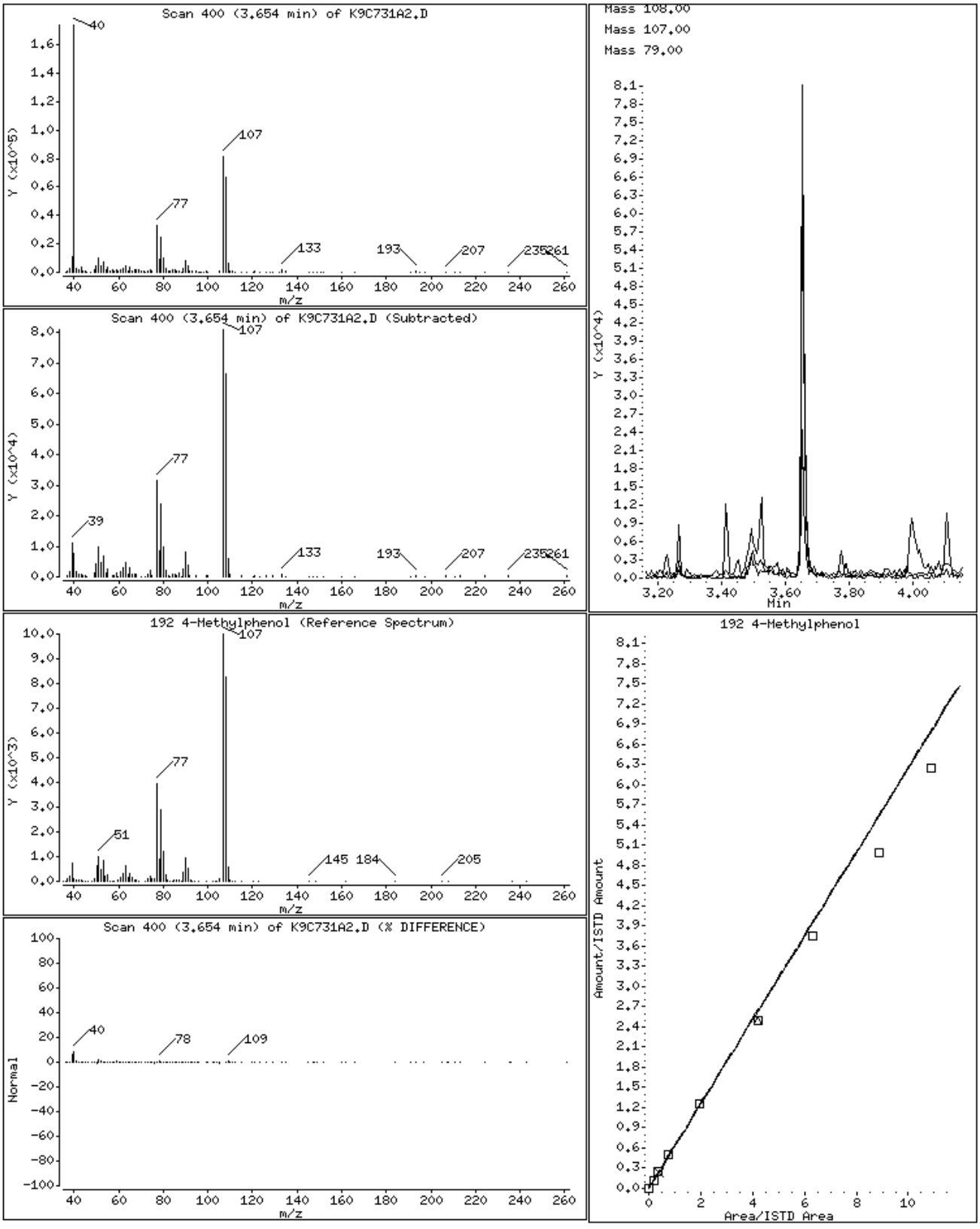

62 2-Methylnaphthalene

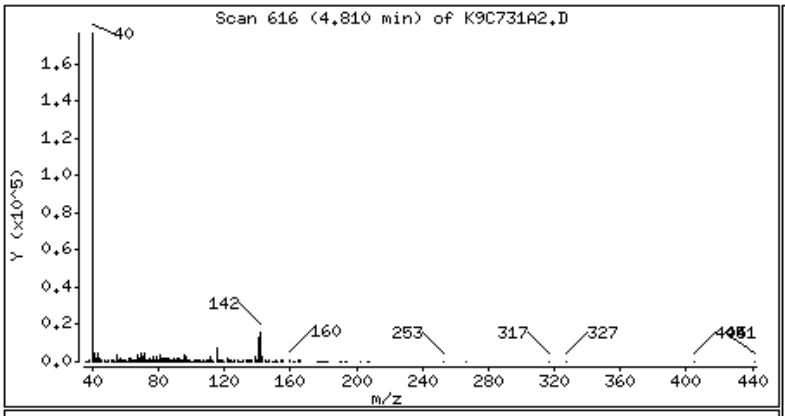

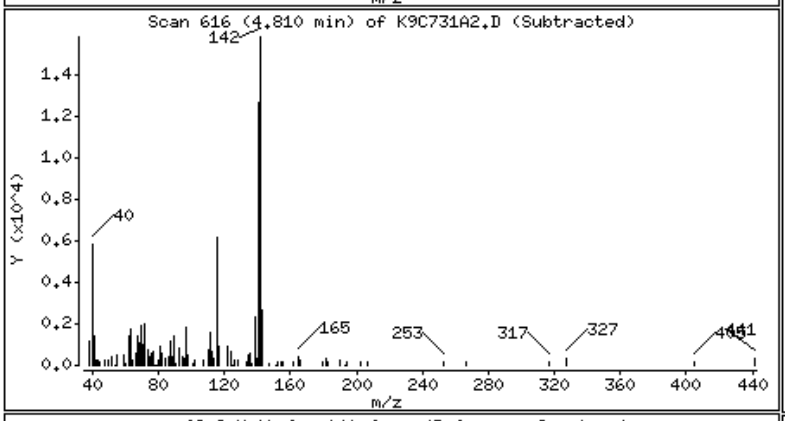

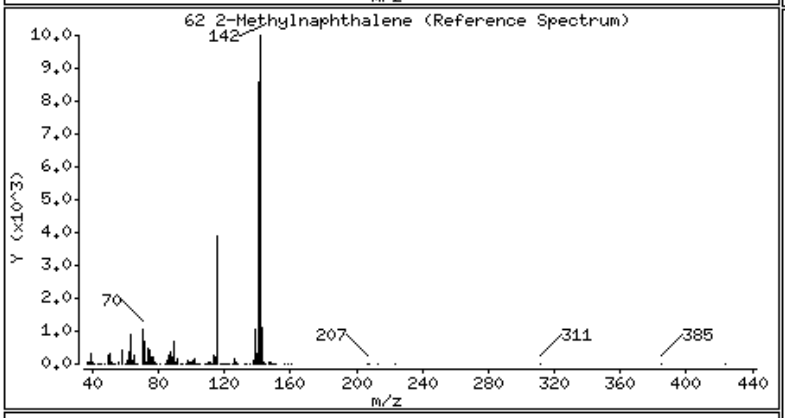

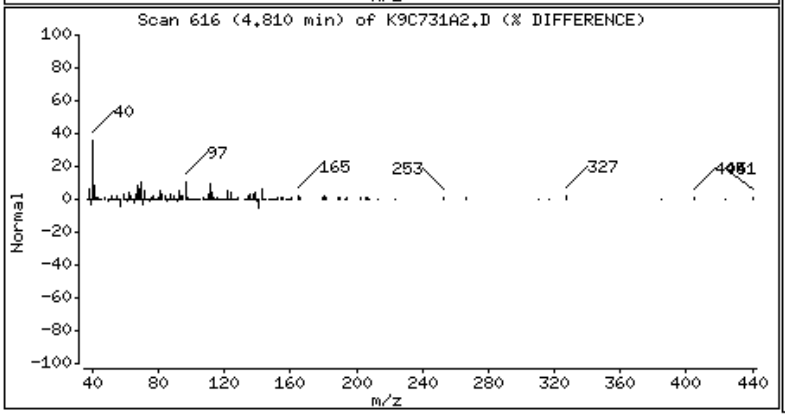

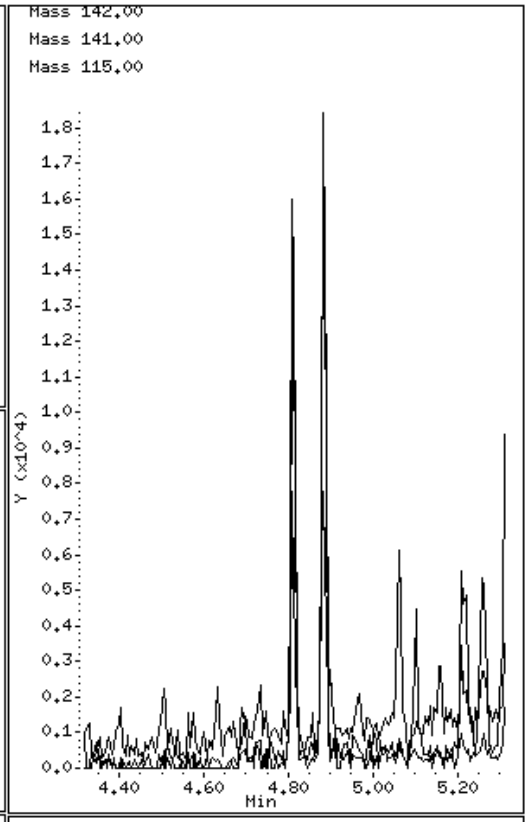

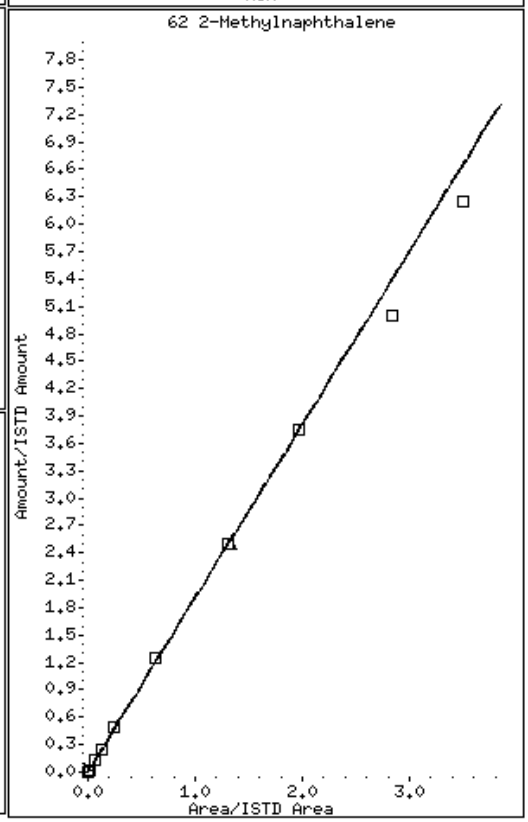

63 1-Methylnaphthalene

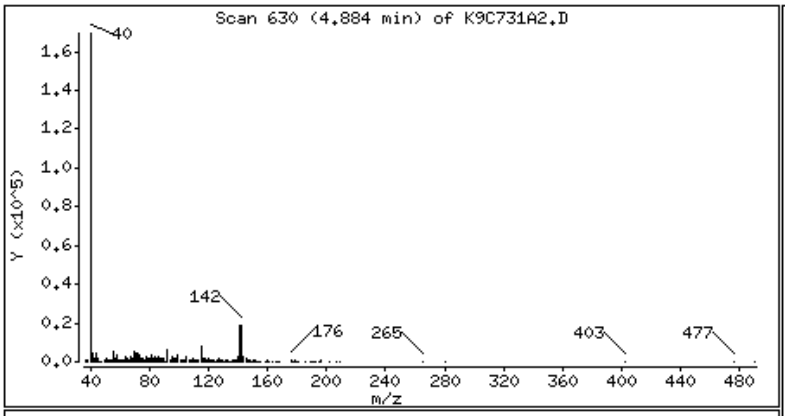

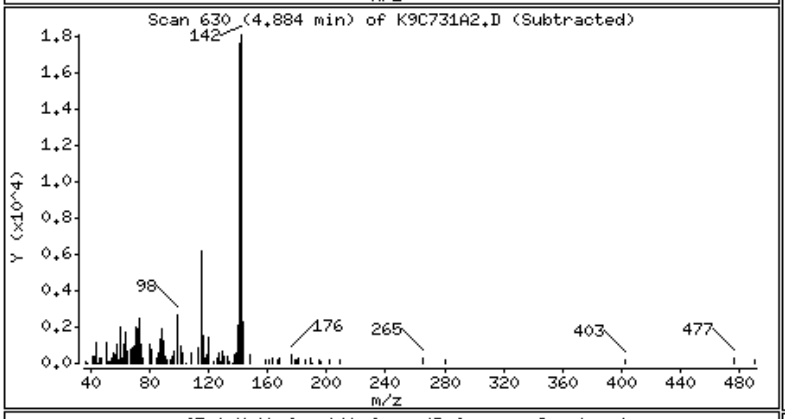

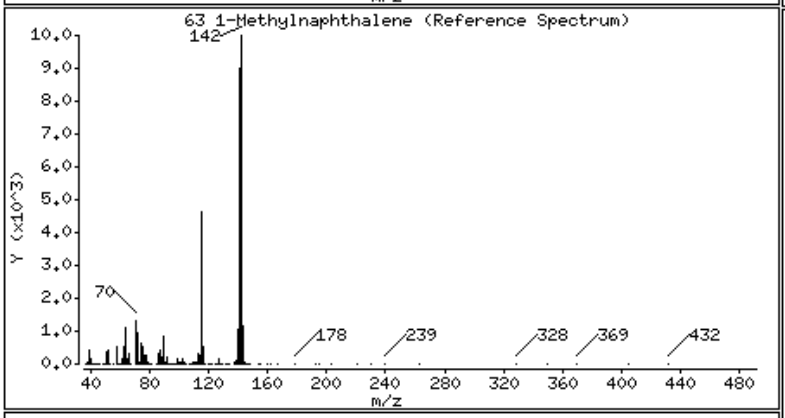

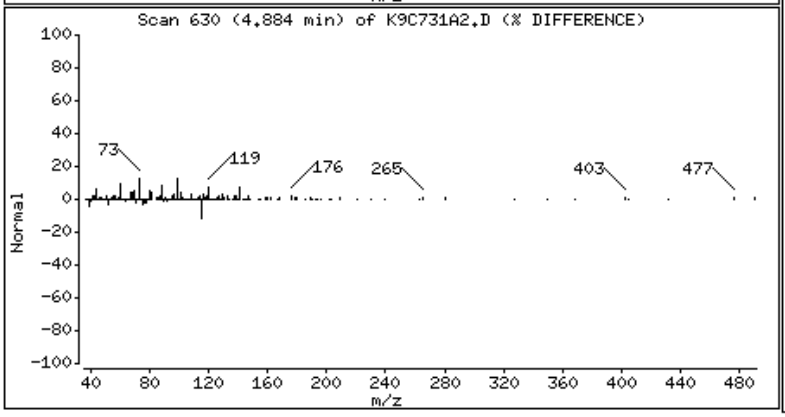

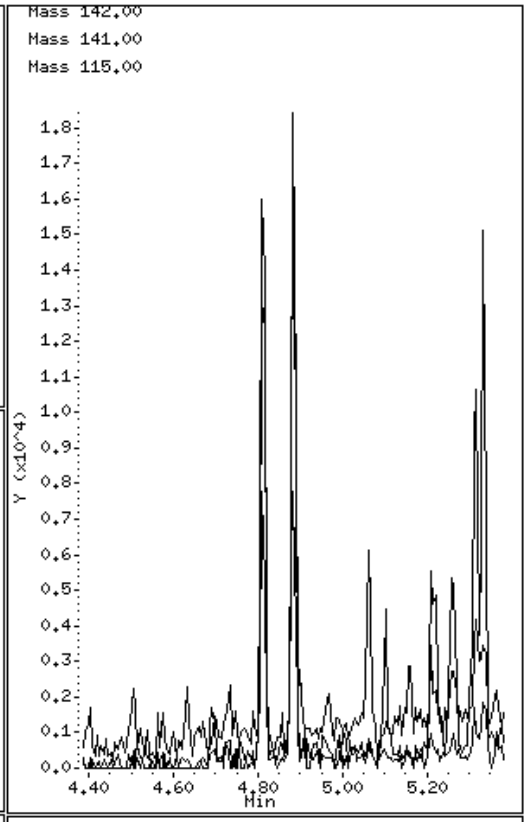

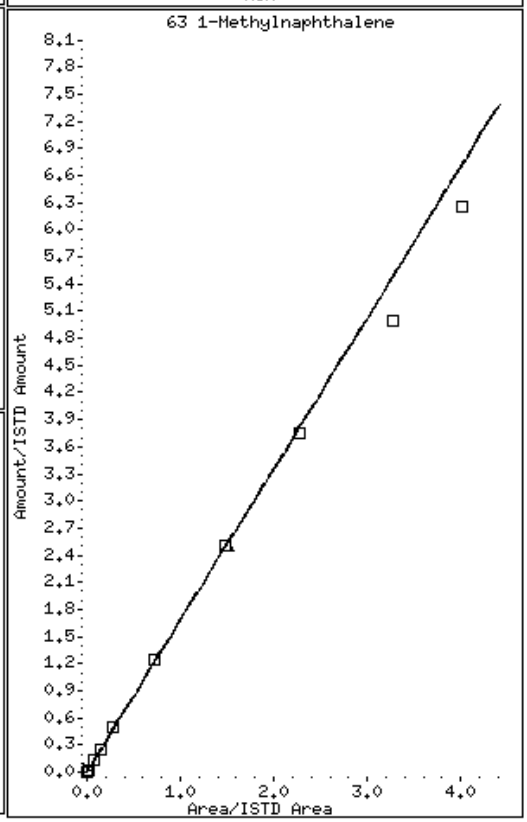

115 Phenanthrene

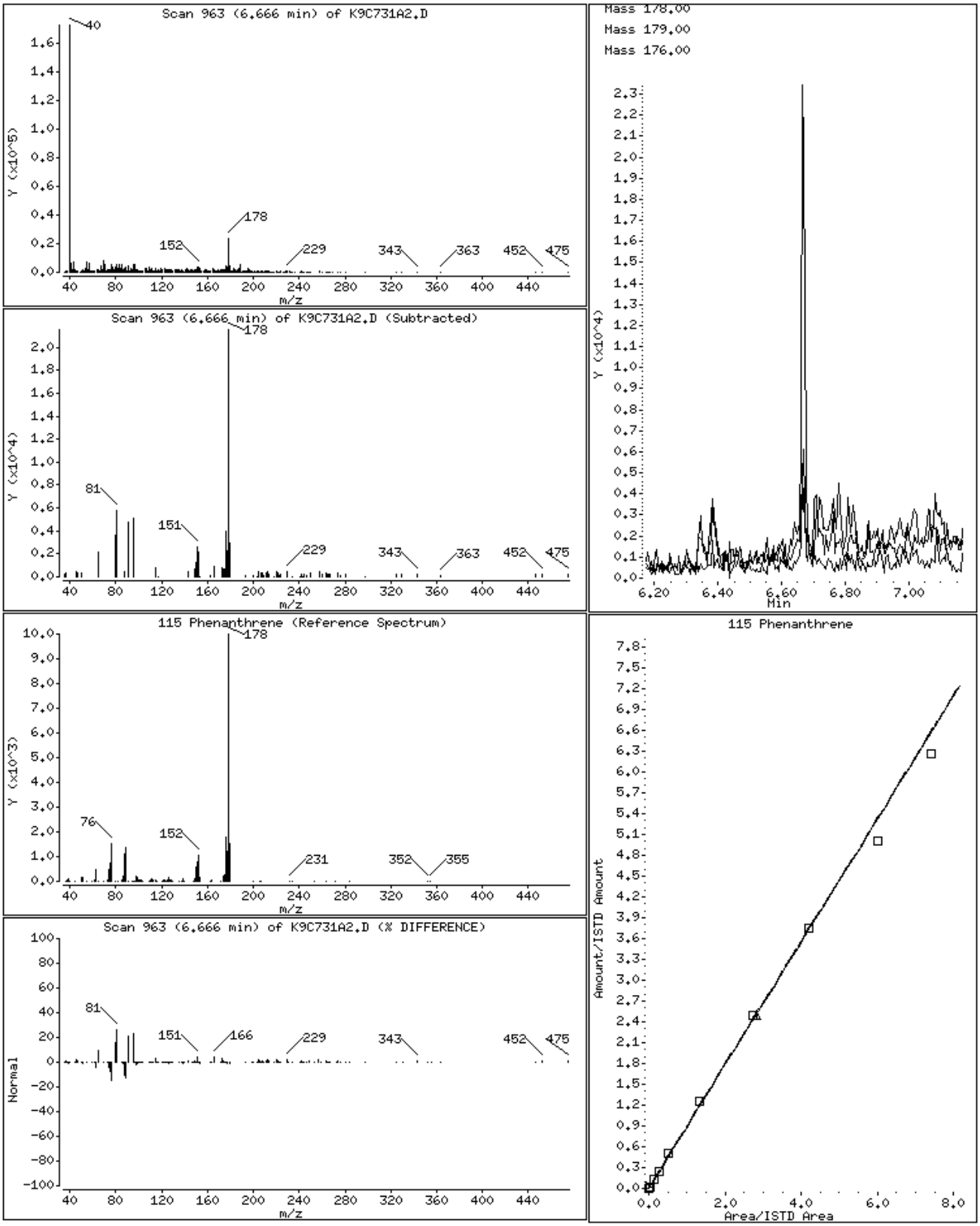

123 Fluoranthene

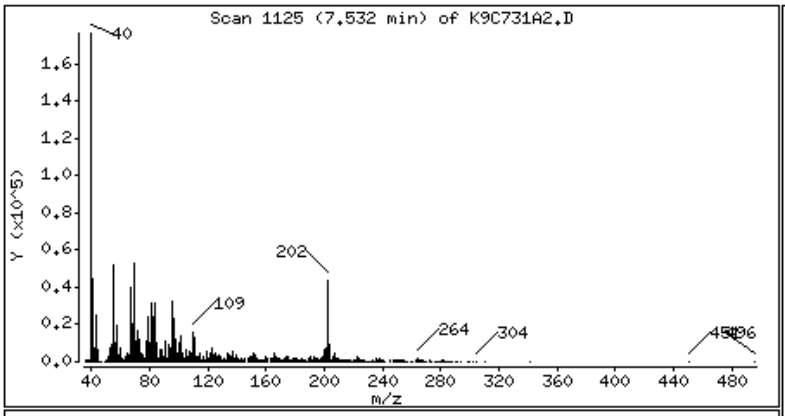

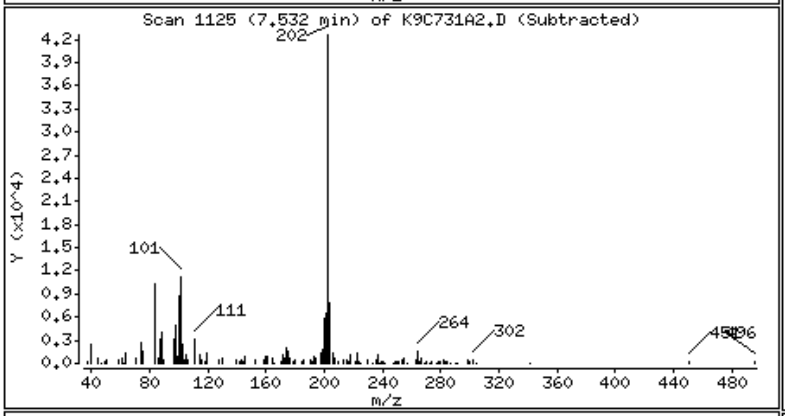

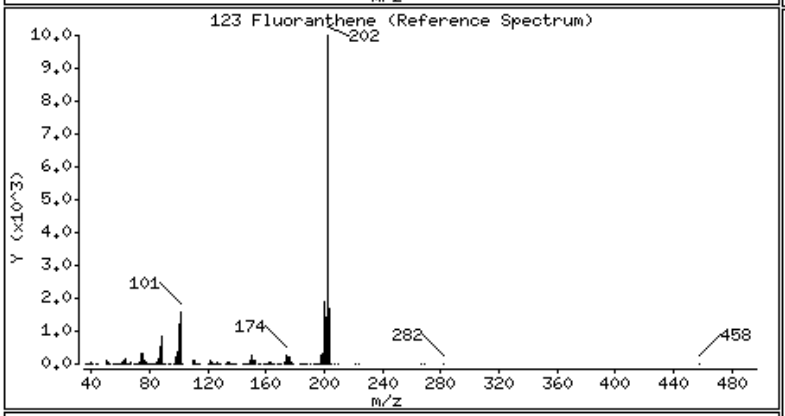

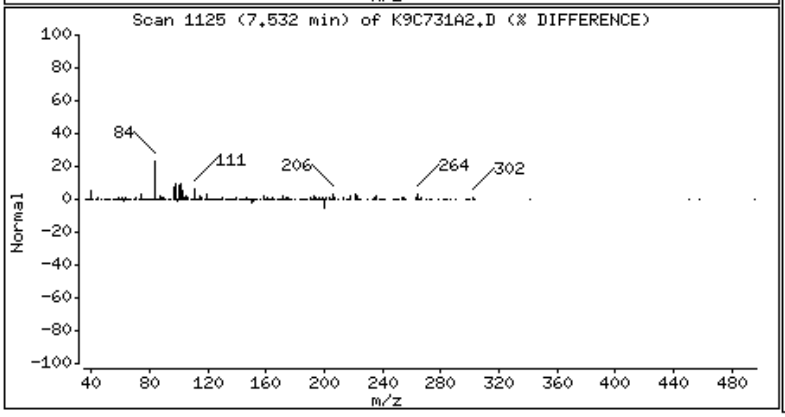

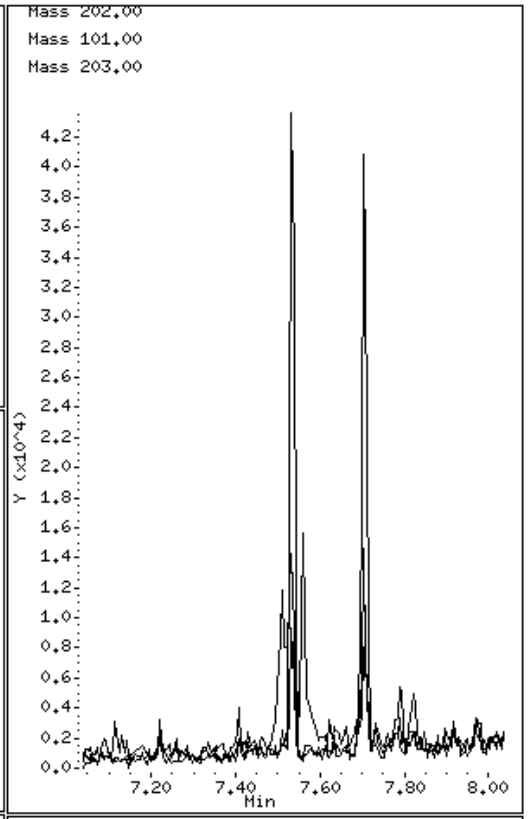

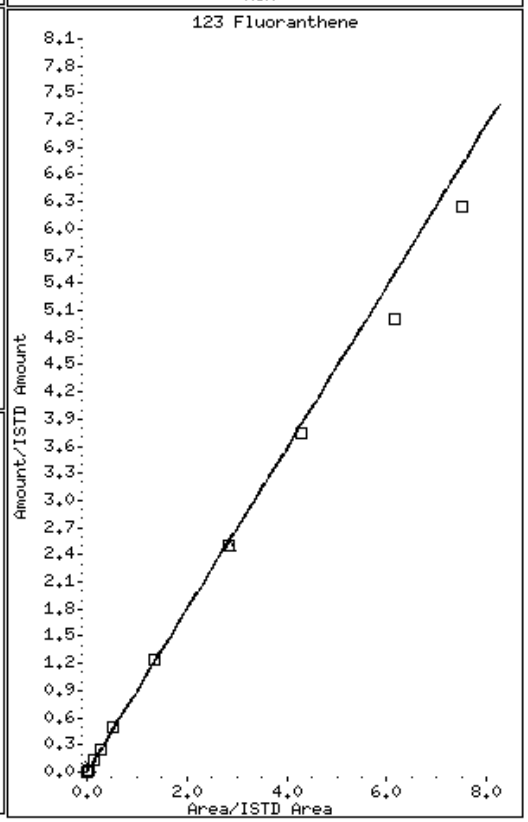

125 Pyrene

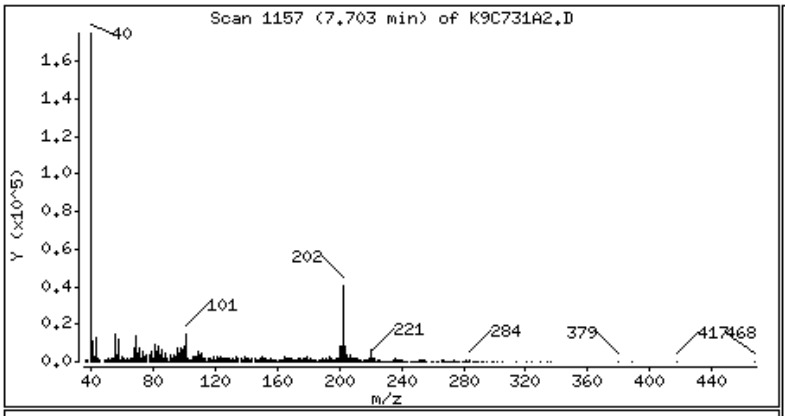
Scan 1157 (7.703 min) of K9C731A2.D
Y (x10^5)
m/z
40
101
202
221
284
379
417468

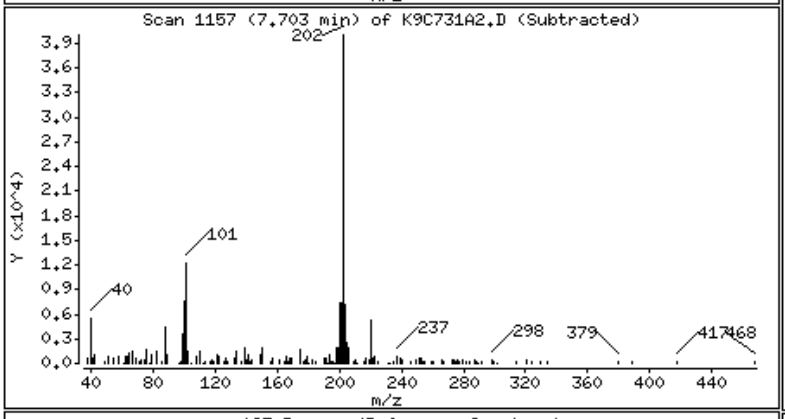
Scan 1157 (7.703 min) of K9C731A2.D (Subtracted)
Y (x10^4)
m/z
40
101
202
237
298
379
417468

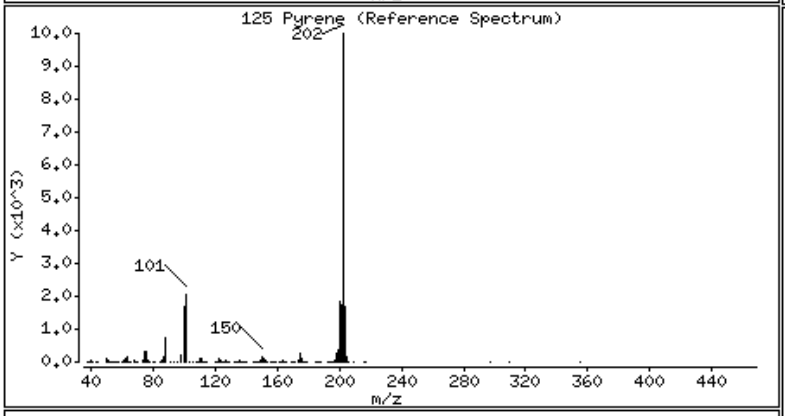
125 Pyrene (Reference Spectrum)
Y (x10^3)
m/z
101
150
202

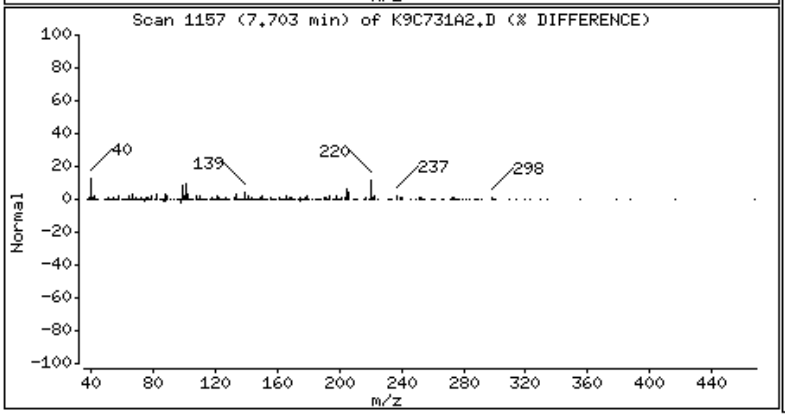
Scan 1157 (7.703 min) of K9C731A2.D (% DIFFERENCE)
Normal
m/z
40
139
220
237
298

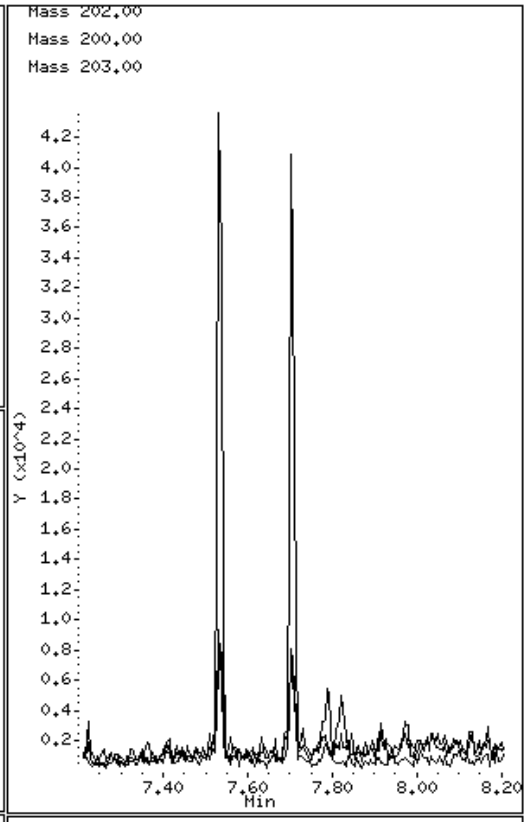
Mass 202.00
Mass 200.00
Mass 203.00
Y (x10^4)
Min

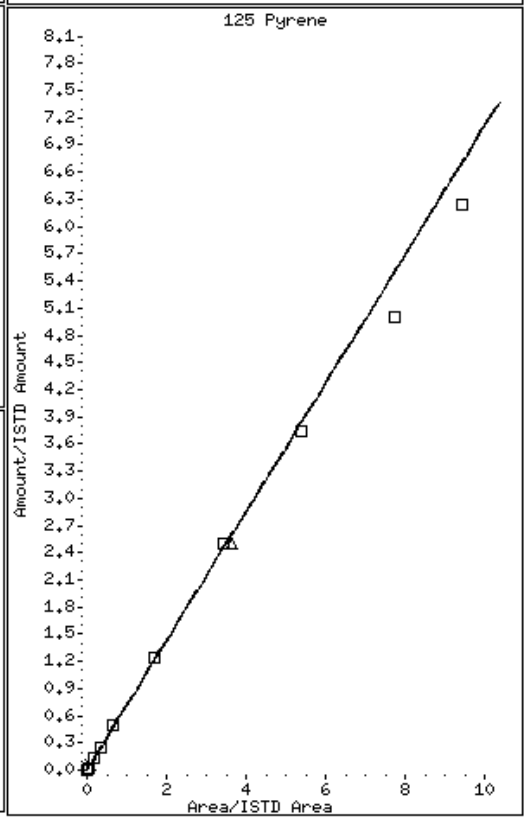
125 Pyrene
Amount/ISTD Amount
Area/ISTD Area

136 Benzo(a)Anthracene

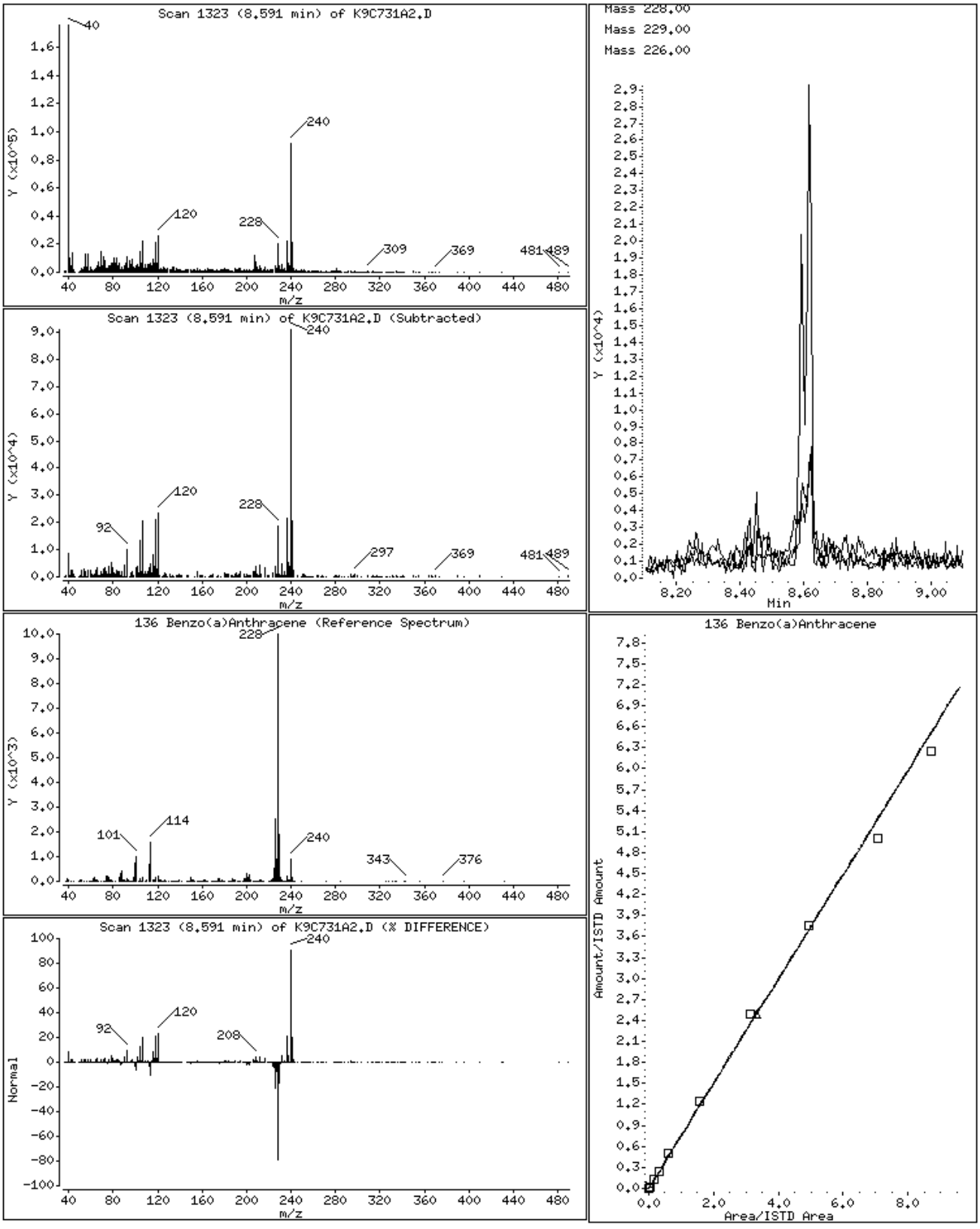

137 Chrysene

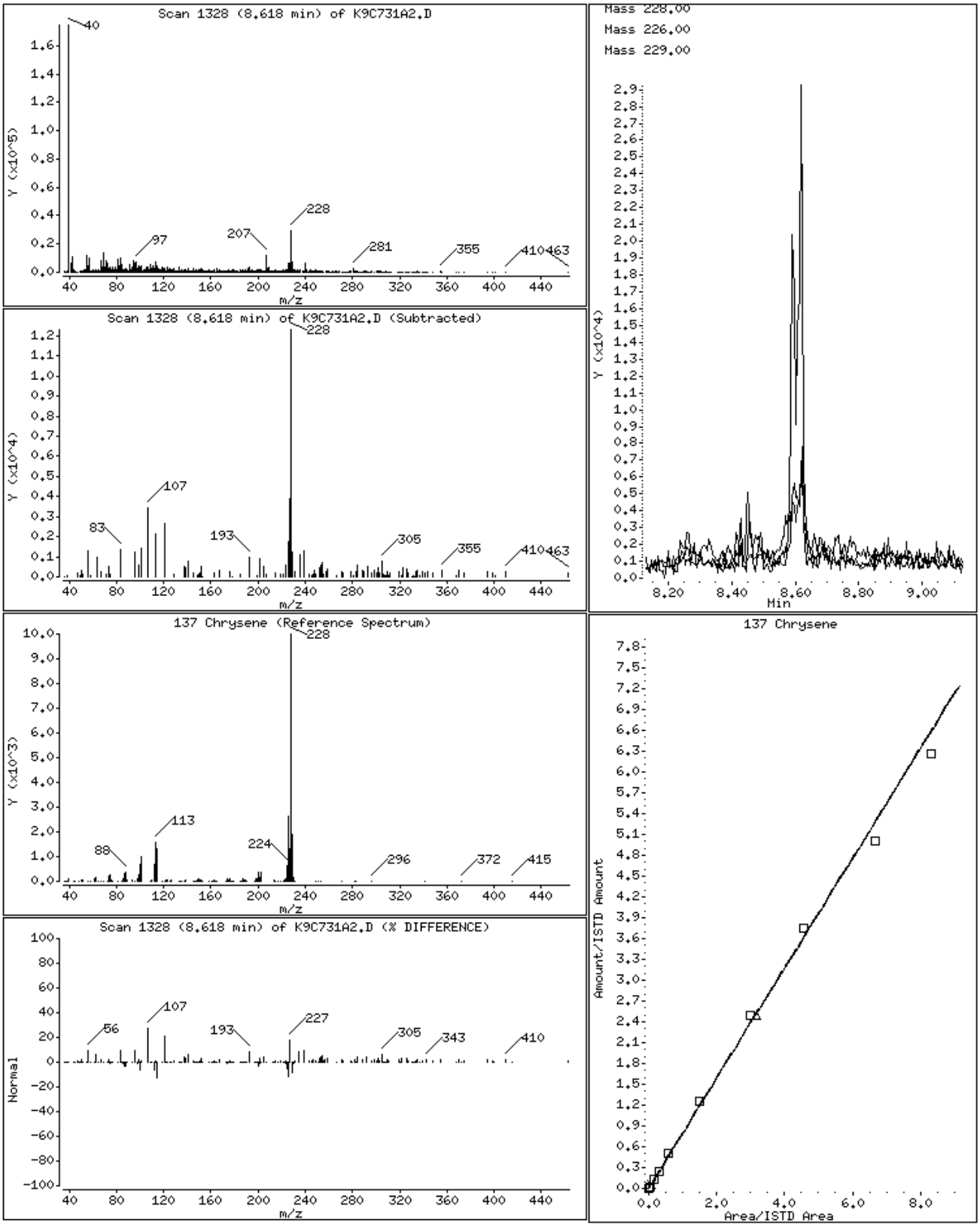

139 bis(2-ethylhexyl)Phthalate

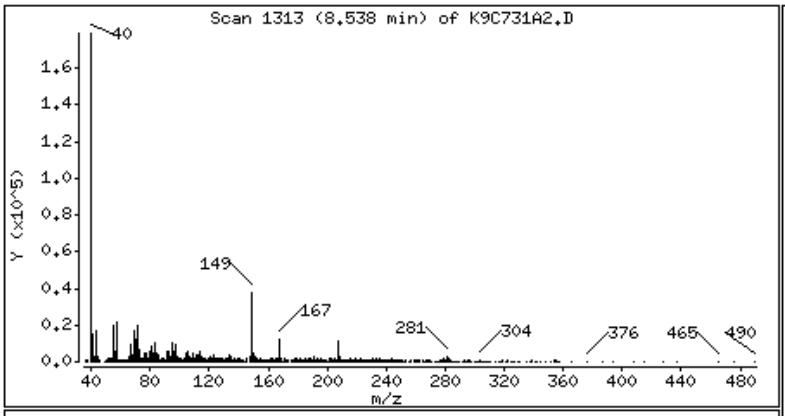

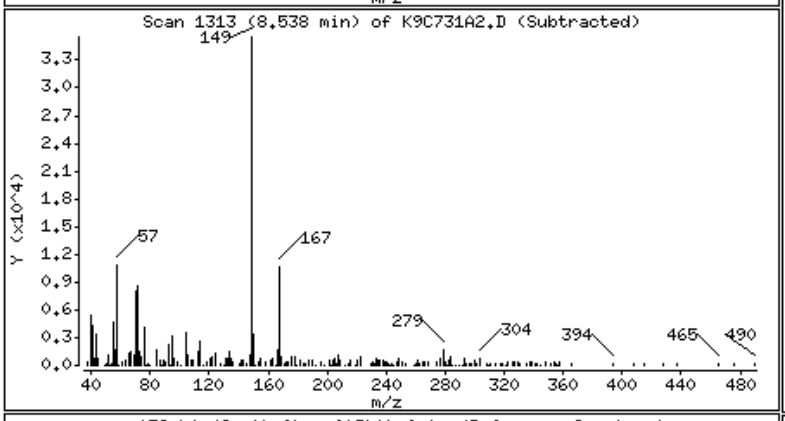

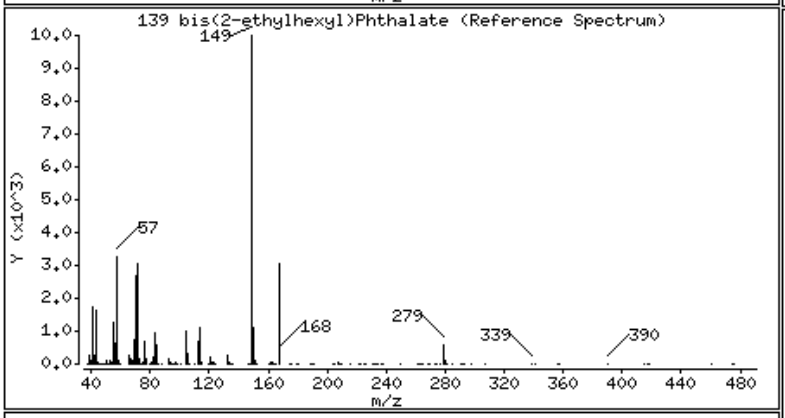

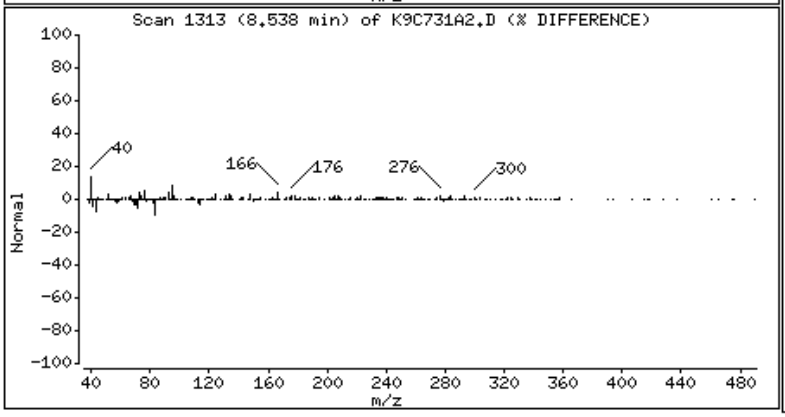

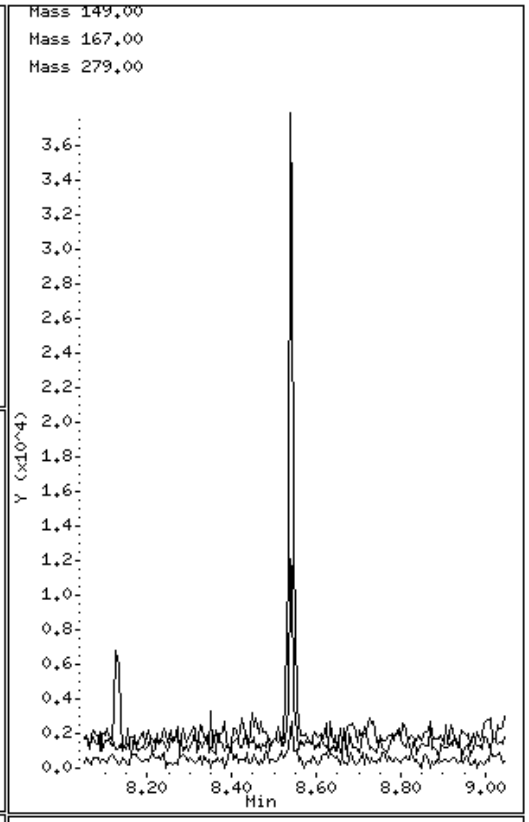

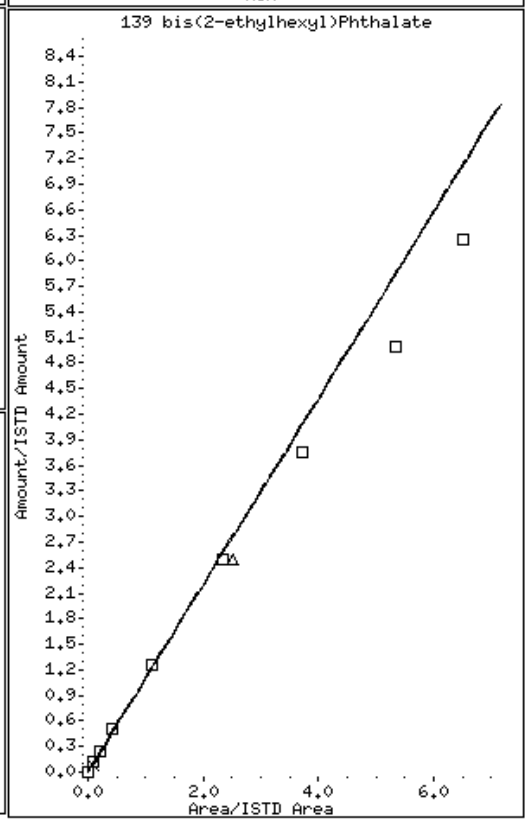

141 Benzo(b)fluoranthene

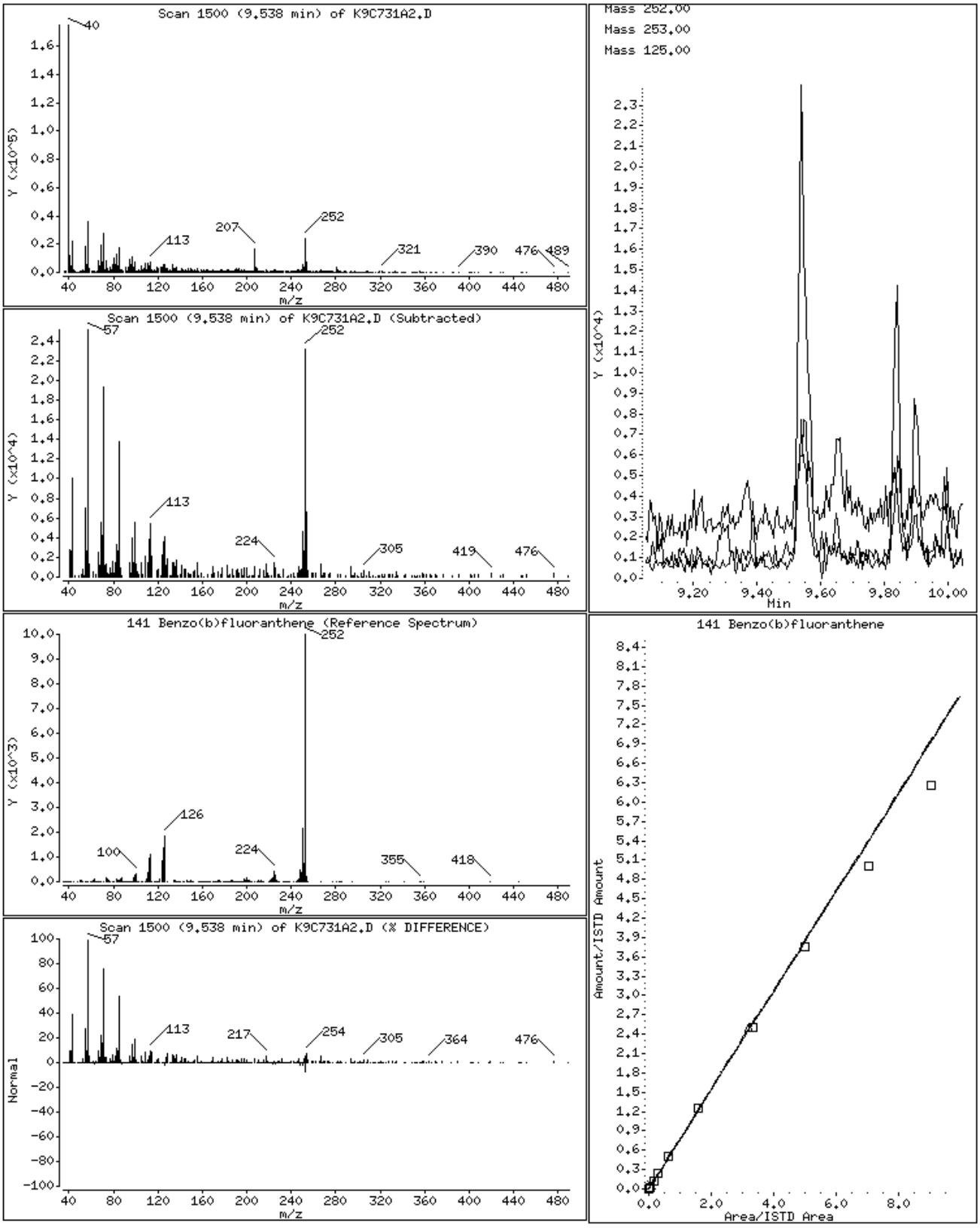

146 Benzo(a)pyrene

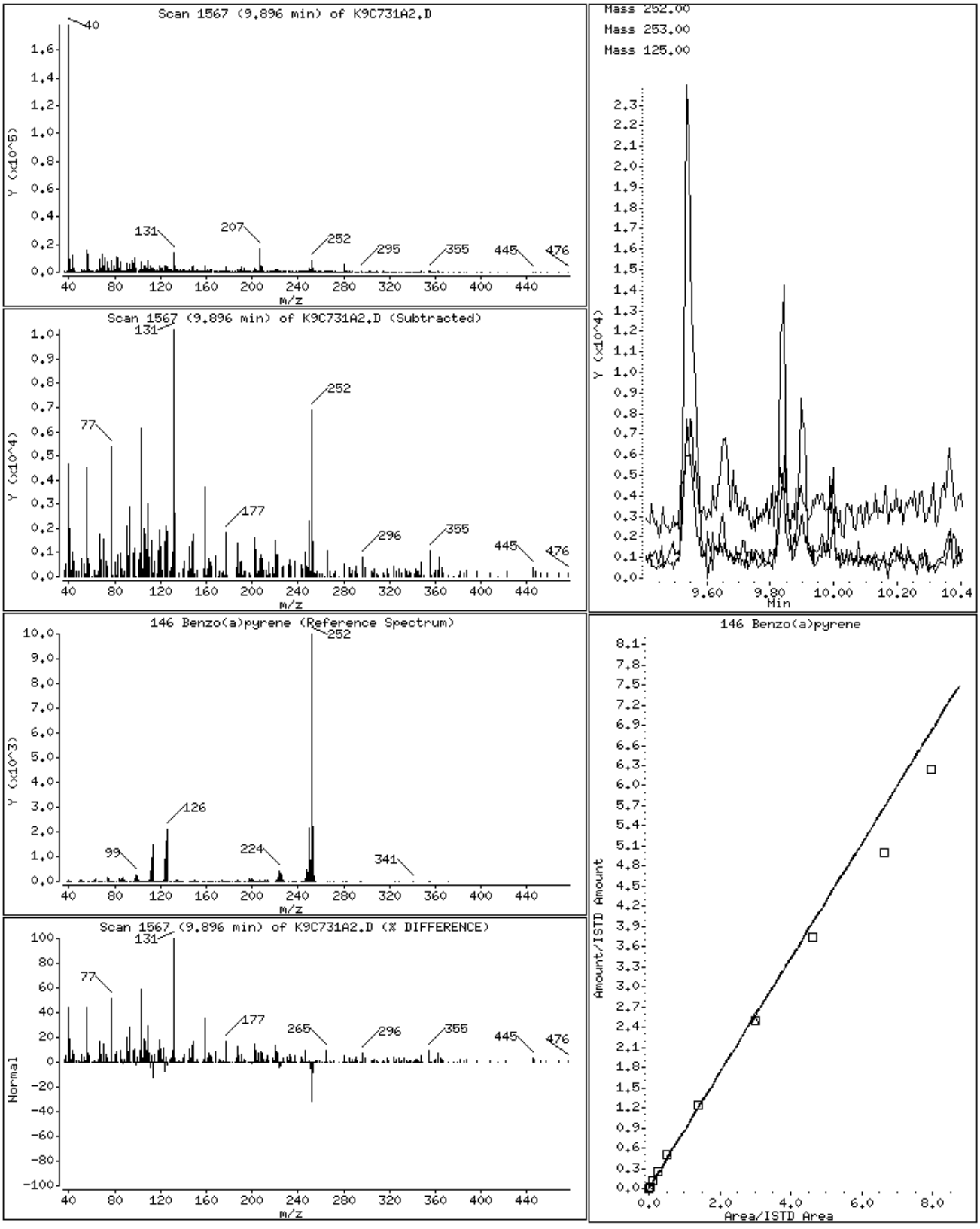

151 Benzo(g,h,i)perylene

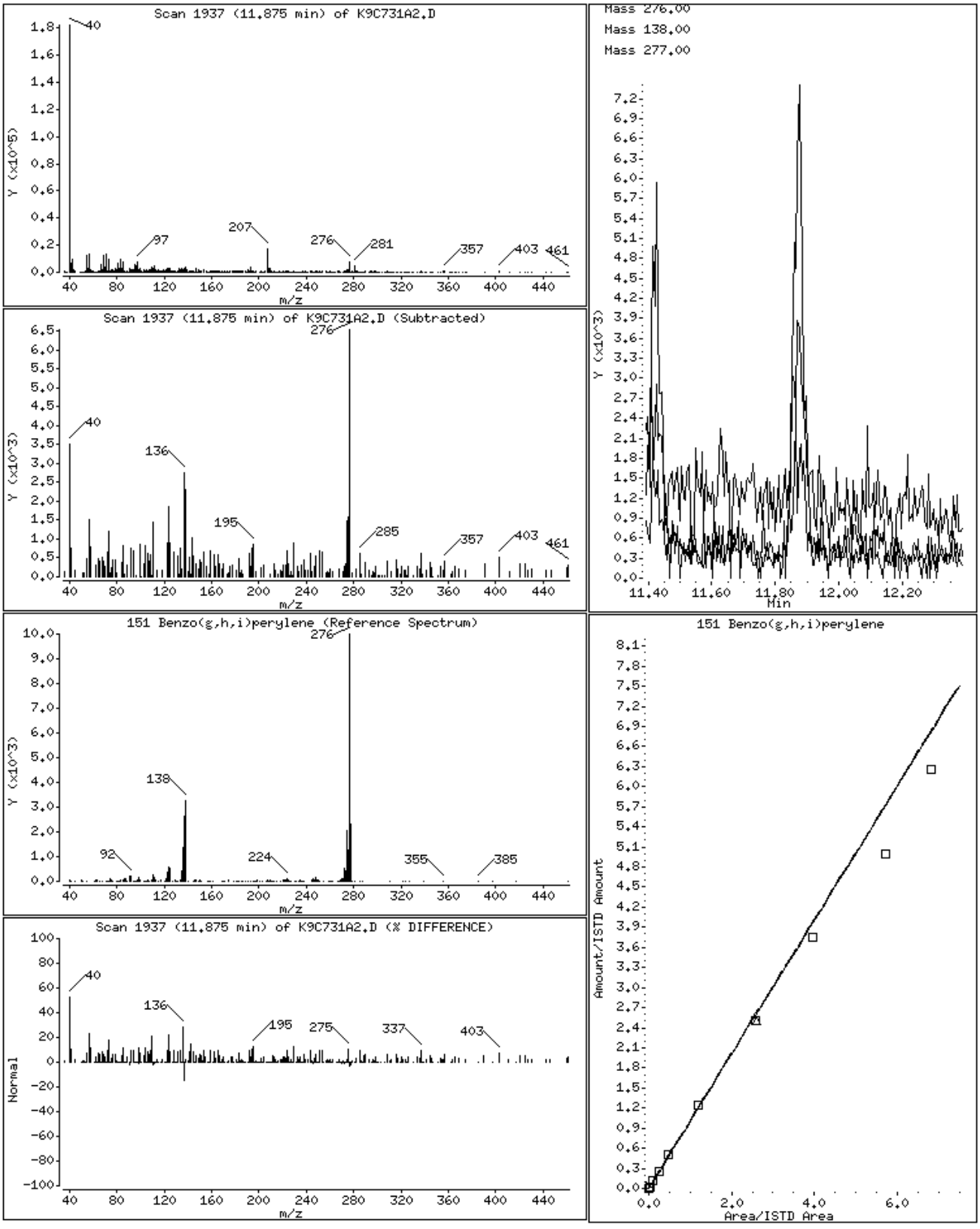

Data File Name: K9C731A2.D
Inj. Date and Time: 08-APR-2009 11:54
Instrument ID: a4hp7.i
Client ID: SCFmw-004-0012-WS
Compound Name: Fluoranthene
CAS #: 206-44-0
Report Date: 04/09/2009

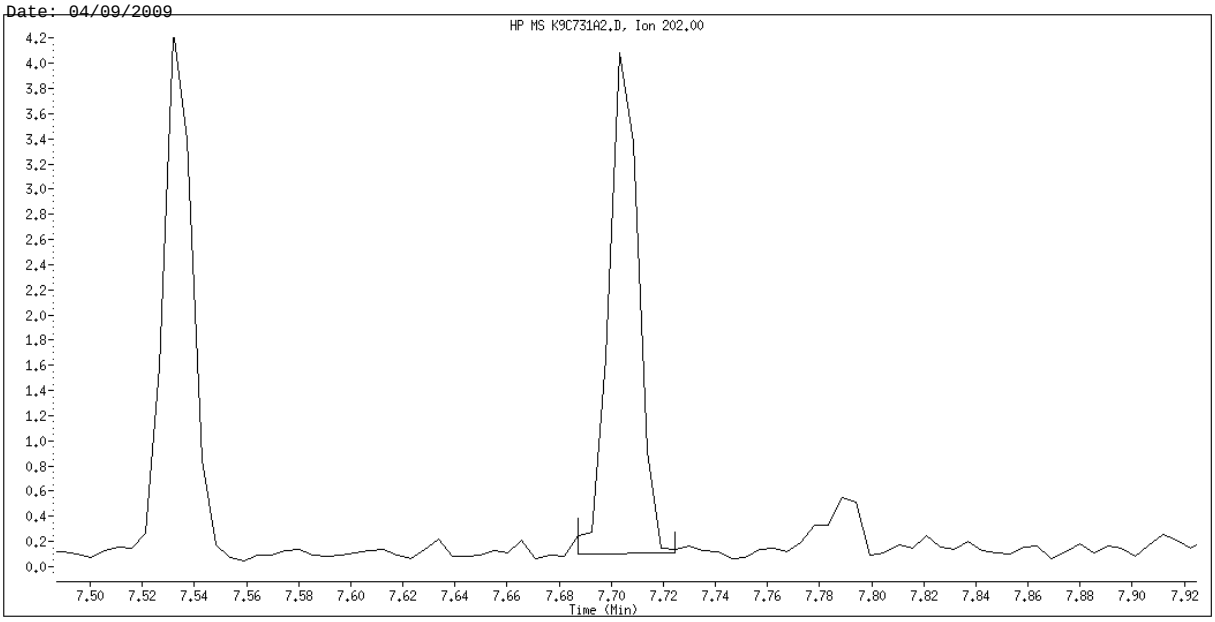

Original Integration

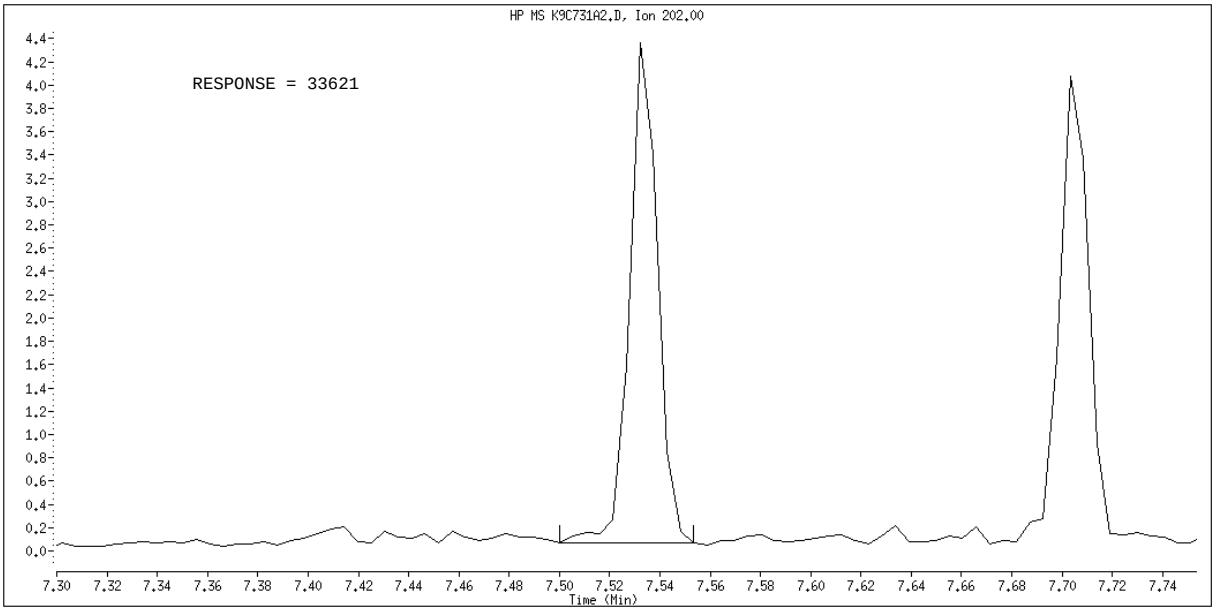

Manual Integration

Manually Integrated By: gruberj
Manual Integration Reason: Peak not found

Data File Name: K9C731A2.D
Inj. Date and Time: 08-APR-2009 11:54
Instrument ID: a4hp7.i
Client ID: SCFmw-004-0012-WS
Compound Name: Benzo(b)fluoranthene
CAS #: 205-99-2
Report Date: 04/09/2009

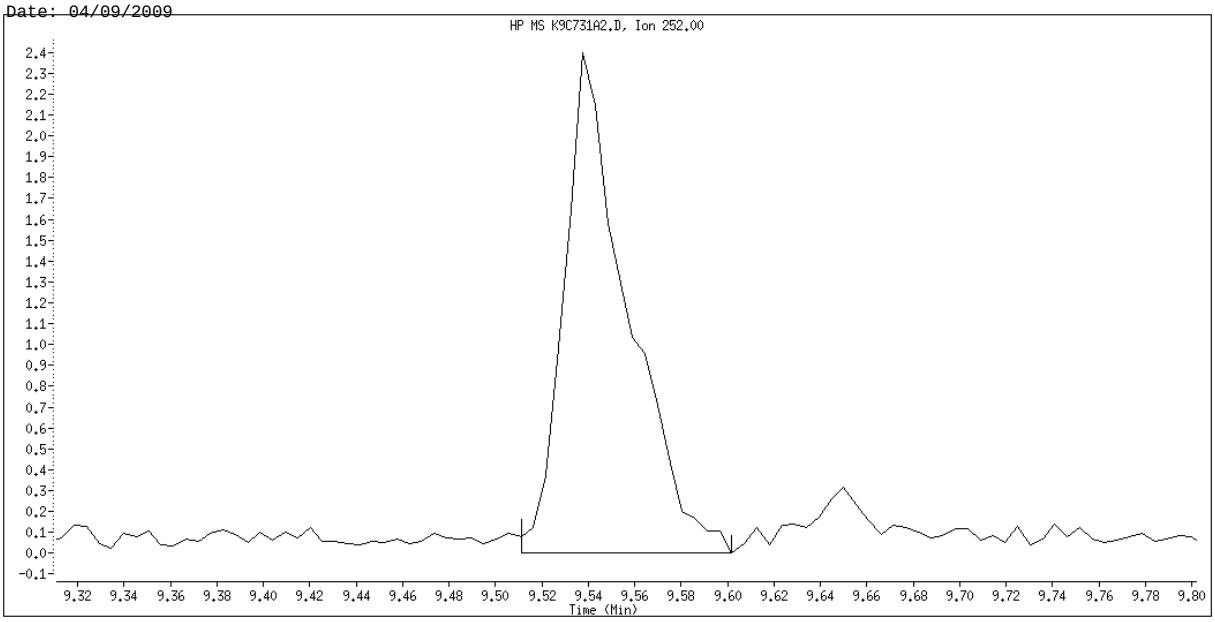

Original Integration

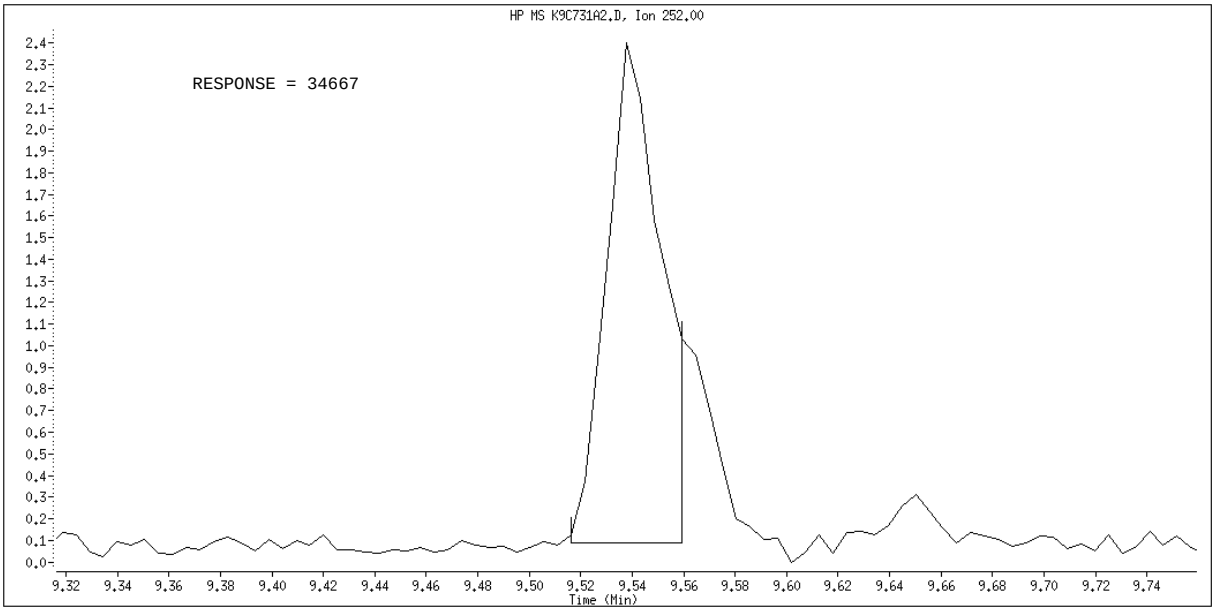

Manual Integration

Manually Integrated By: gruberj
Manual Integration Reason: Poor Chromatography

Science Applications International Corp

Client Sample ID: SCFmw-004-0012-WS

TCLP GC/MS Semivolatiles

Lot-Sample #...: A9C310174-010 **Work Order #...:** K9C731CE **Matrix.....:** SO
Date Sampled...: 03/27/09 18:13 **Date Received..:** 03/28/09
Leach Date.....: 04/01/09 **Prep Date.....:** 04/02/09 **Analysis Date..:** 04/07/09
Leach Batch #..: P909113 **Prep Batch #...:** 9092036
Dilution Factor: 1 **Initial Wgt/Vol:** 250 mL **Final Wgt/Vol..:** 2 mL
% Moisture.....: 27 **Method.....:** SW846 8270C

PARAMETER	RESULT	REPORTING LIMIT	UNITS
o-Cresol	ND	0.0040	mg/L
m-Cresol & p-Cresol	**0.0019 J**	**0.040**	**mg/L**
1,4-Dichlorobenzene	ND	0.0040	mg/L
2,4-Dinitrotoluene	ND	0.020	mg/L
Hexachlorobenzene	ND	0.020	mg/L
Hexachlorobutadiene	ND	0.020	mg/L
Hexachloroethane	ND	0.020	mg/L
Nitrobenzene	ND	0.0040	mg/L
Pentachlorophenol	ND	0.040	mg/L
Pyridine	ND	0.020	mg/L
2,4,5-Trichloro-phenol	ND	0.020	mg/L
2,4,6-Trichloro-phenol	ND	0.020	mg/L

SURROGATE	PERCENT RECOVERY	RECOVERY LIMITS
Nitrobenzene-d5	68	(29 - 111)
2-Fluorobiphenyl	61	(22 - 110)
Terphenyl-d14	96	(40 - 119)
Phenol-d5	62	(10 - 110)
2-Fluorophenol	38	(10 - 110)
2,4,6-Tribromophenol	60	(17 - 117)

NOTE(S):

Analysis performed in accordance with USEPA Toxicity Characteristic Leaching Procedure Method 1311

J Estimated result. Result is less than RL.

TestAmerica North Canton

Semivolatile REPORT SW-846 Method 8270

Data file : \\cansvr11\dd\chem\MSS\a4hp7.i\90407a.b\K9C731CE.D
Lab Smp Id: k9c731ce Client Smp ID: SCFmw-004-0012-WS
Inj Date : 07-APR-2009 16:47
Operator : 001710 Inst ID: a4hp7.i
Smp Info : k9c731ce,90407a.b,8270C-625,8-tclp.sub
Misc Info :
Comment   :
Method   : \\cansvr11\dd\chem\MSS\a4hp7.i\90407a.b\8270C-625.m
Meth Date : 08-Apr-2009 12:42 gruberj Quant Type: ISTD
Cal Date : 01-APR-2009 17:51 Cal File: 7SMH0401.D
Als bottle: 88
Dil Factor: 1.00000
Integrator: HP RTE Compound Sublist: 8-tclp.sub
Target Version: 4.14
Processing Host: CANPMSSV01

Concentration Formula: Amt * DF * Uf * Vt/(Vo * Vi) * .001 * CpndVariable

Name	Value	Description
DF	1.000	Dilution Factor
Uf	1.000	ng unit correction factor
Vt	2000.000	Volume of final extract (uL)
Vo	250.000	Volume of sample extracted (mL)
Vi	0.50000	Volume injected (uL)
Cpnd Variable		Local Compound Variable

	Compounds	QUANT SIG MASS	RT	EXP RT	REL RT	RESPONSE	CONCENTRATIONS ON-COLUMN (NG)	FINAL (mg/L)	
*	1 1,4-Dichlorobenzene-d4	152	3.418	3.424	(1.000)	155967	2.00000		(Q)
*	2 Naphthalene-d8	136	4.312	4.312	(1.000)	628936	2.00000		
*	3 Acenaphthene-d10	164	5.574	5.574	(1.000)	319750	2.00000		
*	4 Phenanthrene-d10	188	6.654	6.654	(1.000)	544433	2.00000		
*	5 Chrysene-d12	240	8.601	8.596	(1.000)	452015	2.00000		
*	6 Perylene-d12	264	9.965	9.954	(1.000)	428801	2.00000		
	9 Pyridine	79	Compound Not Detected.						
	27 1,4-Dichlorobenzene	146	Compound Not Detected.						
M	195 Cresols, total	100				15218	0.12179	0.0019487	
	30 2-Methylphenol	108	Compound Not Detected.						
	192 4-Methylphenol	108	3.654	3.659	(1.069)	15218	0.12179	0.0019487	
	193 3-Methylphenol	108	Compound Not Detected.						
	34 Hexachloroethane	117	Compound Not Detected.						
	35 Nitrobenzene	77	Compound Not Detected.						
	56 Hexachlorobutadiene	225	Compound Not Detected.						
	66 2,4,6-Trichlorophenol	196	Compound Not Detected.						
	67 2,4,5-Trichlorophenol	196	Compound Not Detected.						
	87 2,4-Dinitrotoluene	165	Compound Not Detected.						

107	Hexachlorobenzene	284	Compound Not Detected.
111	Pentachlorophenol	266	Compound Not Detected.

Compounds	QUANT SIG MASS	RT	EXP RT	REL RT	RESPONSE	CONCENTRATIONS ON-COLUMN (NG)	CONCENTRATIONS FINAL (mg/L)
$ 154 Nitrobenzene-d5	82	3.798	3.798	(0.881)	562541	3.37658	0.054025
$ 155 2-Fluorobiphenyl	172	5.066	5.071	(0.909)	588392	3.03022	0.048483
$ 156 Terphenyl-d14	244	7.794	7.794	(0.906)	888581	4.79432	0.076709
$ 157 Phenol-d5	99	3.130	3.135	(0.916)	747596	4.61274	0.073804
$ 158 2-Fluorophenol	112	2.557	2.563	(0.748)	301200	2.84906	0.045585
$ 159 2,4,6-Tribromophenol	330	6.146	6.146	(1.103)	74850	4.46633	0.071461
$ 186 2-Chlorophenol-d4	132	3.269	3.269	(0.956)	424697	4.71833	0.075493
$ 187 1,2-Dichlorobenzene-d4	152	3.531	3.531	(1.033)	182171	2.95205	0.047233

QC Flag Legend

Q - Qualifier signal failed the ratio test.

TestAmerica North Canton

INTERNAL STANDARD COMPOUNDS
AREA AND RT SUMMARY

Instrument ID: a4hp7.i
Lab File ID: K9C731CE.D
Lab Smp Id: k9c731ce
Analysis Type: SV
Quant Type: ISTD
Operator: 001710
Method File: \\cansvr11\dd\chem\MSS\a4hp7.i\90407a.b\8270C-625.m
Misc Info:

Calibration Date: 07-APR-2009
Calibration Time: 09:18
Client Smp ID: SCFmw-004-0012-WS
Level: MED
Sample Type: WATER

		AREA LIMIT			
COMPOUND	STANDARD	LOWER	UPPER	SAMPLE	%DIFF
1 1,4-Dichlorobenze	157181	78591	314362	155967	-0.77
2 Naphthalene-d8	660718	330359	1321436	628936	-4.81
3 Acenaphthene-d10	345944	172972	691888	319750	-7.57
4 Phenanthrene-d10	563199	281600	1126398	544433	-3.33
5 Chrysene-d12	465162	232581	930324	452015	-2.83
6 Perylene-d12	429707	214854	859414	428801	-0.21

		RT LIMIT			
COMPOUND	STANDARD	LOWER	UPPER	SAMPLE	%DIFF
1 1,4-Dichlorobenze	3.42	2.92	3.92	3.42	-0.15
2 Naphthalene-d8	4.31	3.81	4.81	4.31	0.00
3 Acenaphthene-d10	5.57	5.07	6.07	5.57	0.00
4 Phenanthrene-d10	6.65	6.15	7.15	6.65	0.00
5 Chrysene-d12	8.60	8.10	9.10	8.60	0.06
6 Perylene-d12	9.95	9.45	10.45	9.97	0.11

AREA UPPER LIMIT = +100% of internal standard area.
AREA LOWER LIMIT = - 50% of internal standard area.
RT UPPER LIMIT = + 0.50 minutes of internal standard RT.
RT LOWER LIMIT = - 0.50 minutes of internal standard RT.

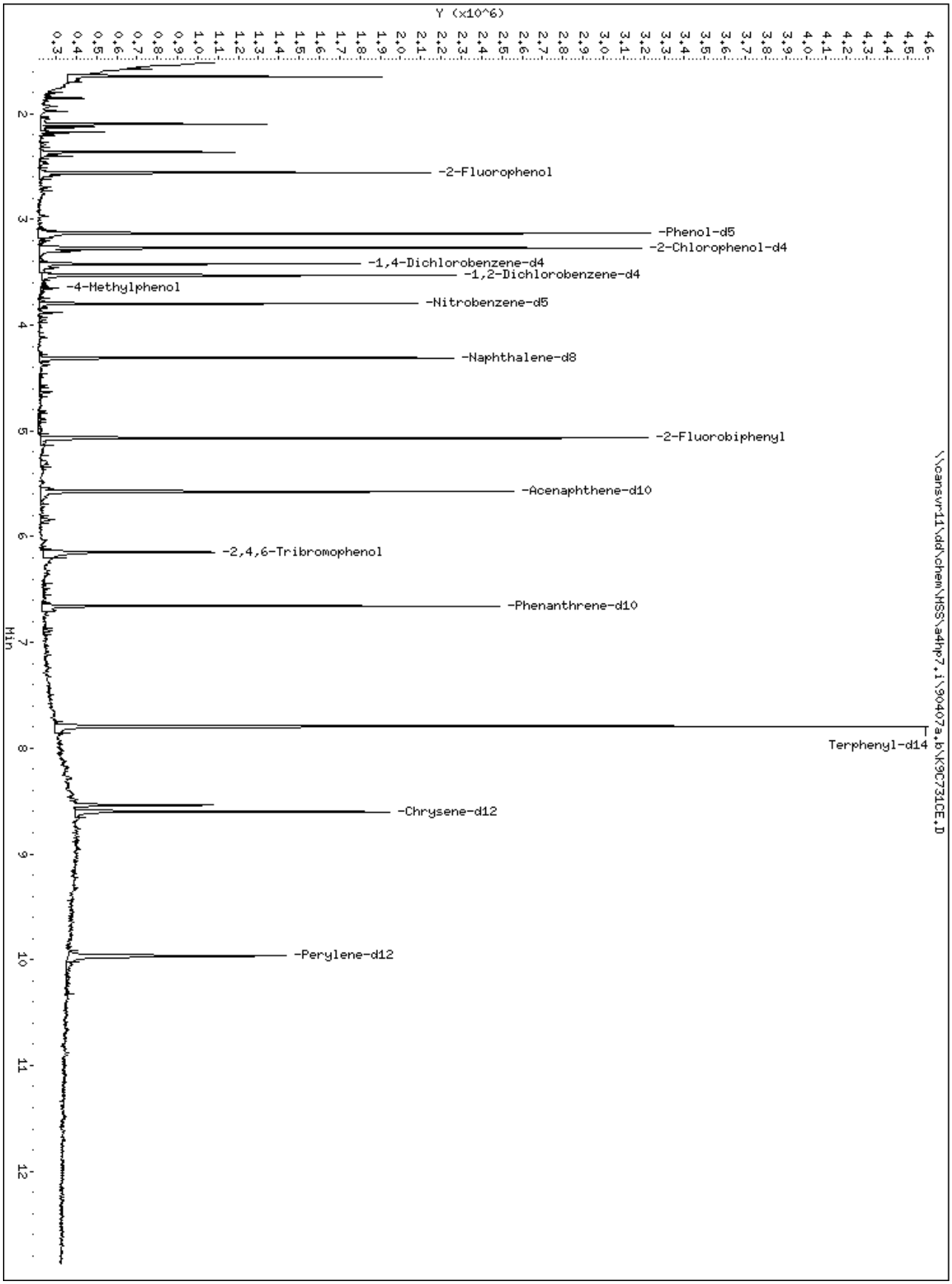
Y (x10^6)
-2-Fluorophenol
-Phenol-d5
-2-Chlorophenol-d4
-1,4-Dichlorobenzene-d4
-1,2-Dichlorobenzene-d4
-4-Methylphenol
-Nitrobenzene-d5
-Naphthalene-d8
-2-Fluorobiphenyl
-Acenaphthene-d10
-2,4,6-Tribromophenol
-Phenanthrene-d10
Terphenyl-d14
-Chrysene-d12
-Perylene-d12
Min
\\cansvr11\dd\chem\HSS\a4hp7.i\90407a.b\K9C731CE.D

192 4-Methylphenol

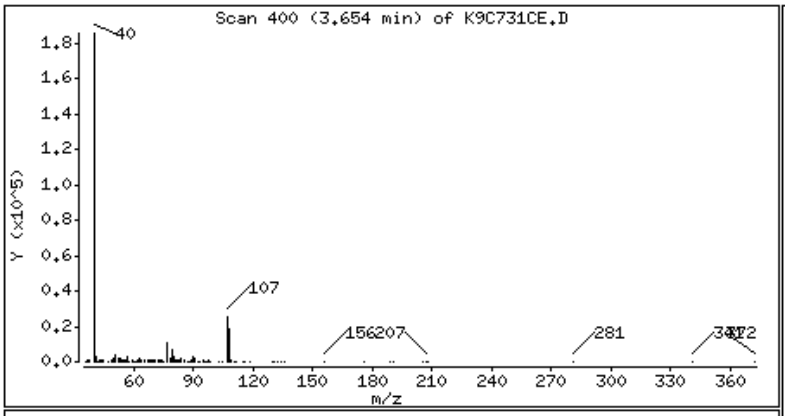

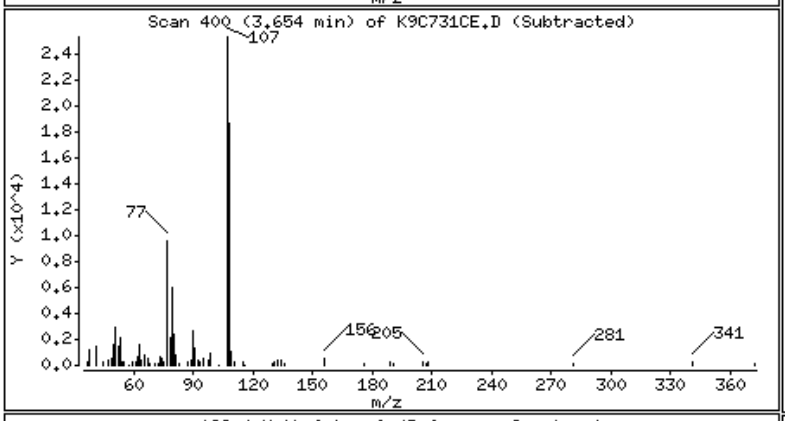

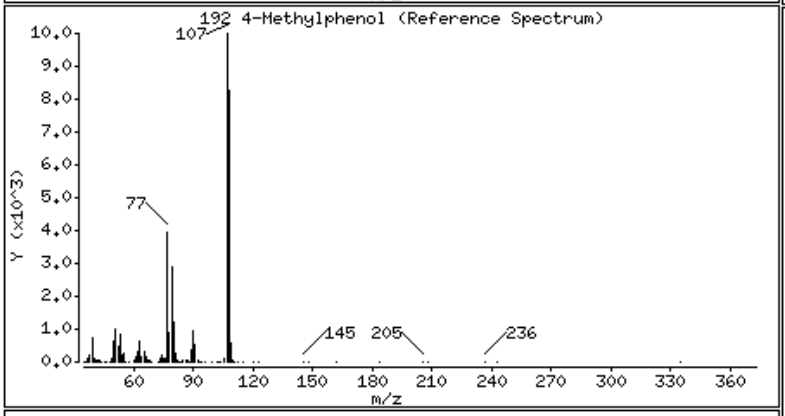

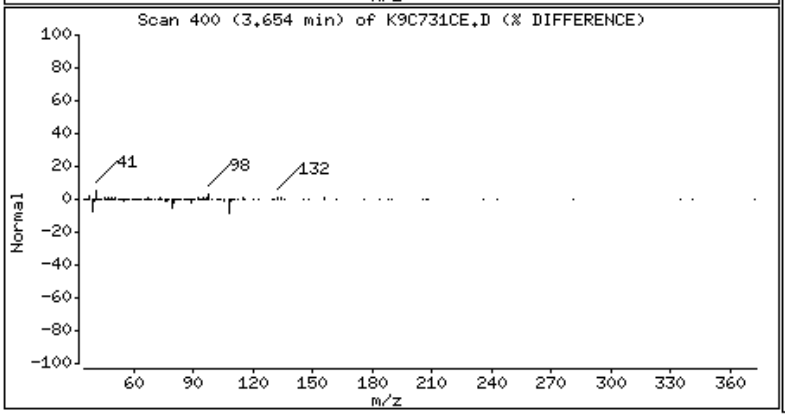

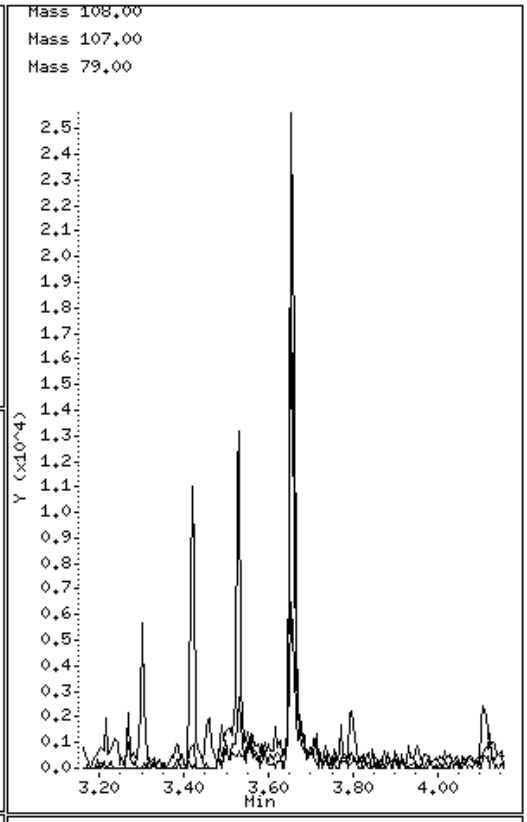

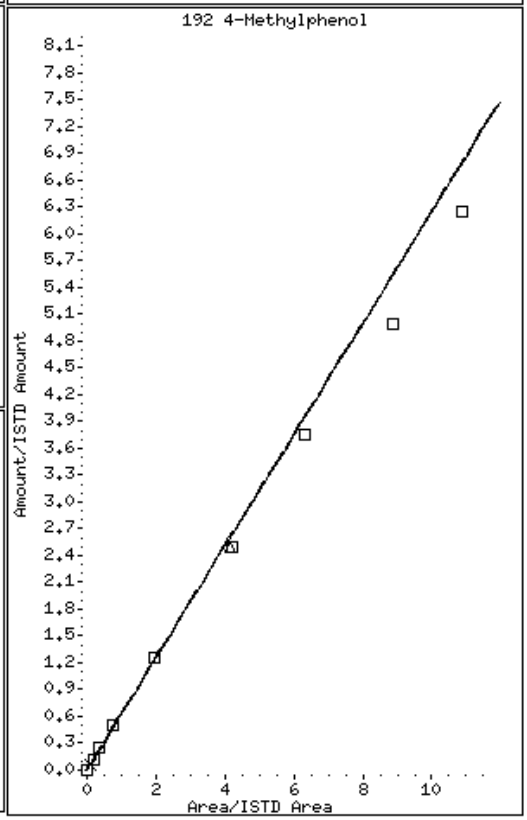

Science Applications International Corp

Client Sample ID: SCFmw-005-0013-WS

GC/MS Semivolatiles

Lot-Sample #...: A9C310174-011 **Work Order #...:** K9C761A2 **Matrix.....:** SO
Date Sampled...: 03/27/09 17:05 **Date Received..:** 03/28/09
Prep Date.....: 04/01/09 **Analysis Date..:** 04/08/09
Prep Batch #...: 9091239
Dilution Factor: 1 **Initial Wgt/Vol:** 30.17 g **Final Wgt/Vol..:** 2 mL
% Moisture.....: 17 **Method.....:** SW846 8270C

PARAMETER	RESULT	REPORTING LIMIT	UNITS
Acenaphthene	ND	8.0	ug/kg
Acenaphthylene	ND	8.0	ug/kg
Anthracene	ND	8.0	ug/kg
Benzo(a)anthracene	**9.0**	**8.0**	**ug/kg**
Benzo(b)fluoranthene	**22**	**8.0**	**ug/kg**
Benzo(k)fluoranthene	**8.7**	**8.0**	**ug/kg**
Benzoic acid	ND	790	ug/kg
Benzo(ghi)perylene	**12**	**8.0**	**ug/kg**
Benzo(a)pyrene	**11**	**8.0**	**ug/kg**
Benzyl alcohol	ND	400	ug/kg
bis(2-Chloroethoxy) methane	ND	120	ug/kg
bis(2-Chloroethyl)-ether	ND	120	ug/kg
bis(2-Chloroisopropyl) ether	ND	120	ug/kg
bis(2-Ethylhexyl) phthalate	**24 J**	**60**	**ug/kg**
4-Bromophenyl phenyl ether	ND	60	ug/kg
Butyl benzyl phthalate	ND	60	ug/kg
Carbazole	ND	60	ug/kg
4-Chloroaniline	ND	180	ug/kg
4-Chloro-3-methylphenol	ND	180	ug/kg
2-Chloronaphthalene	ND	60	ug/kg
2-Chlorophenol	ND	60	ug/kg
4-Chlorophenyl phenyl ether	ND	60	ug/kg
Chrysene	**16**	**8.0**	**ug/kg**
Dibenzo(a,h)anthracene	ND	8.0	ug/kg
Dibenzofuran	ND	60	ug/kg
Di-n-butyl phthalate	ND	60	ug/kg
1,2-Dichlorobenzene	ND	60	ug/kg
1,3-Dichlorobenzene	ND	60	ug/kg
1,4-Dichlorobenzene	ND	60	ug/kg
3,3'-Dichlorobenzidine	ND	120	ug/kg
2,4-Dichlorophenol	ND	180	ug/kg
Diethyl phthalate	ND	60	ug/kg

(Continued on next page)

Science Applications International Corp

Client Sample ID: SCFmw-005-0013-WS

GC/MS Semivolatiles

Lot-Sample #...: A9C310174-011 **Work Order #...:** K9C761A2 **Matrix.....:** SO

PARAMETER	RESULT	REPORTING LIMIT	UNITS
2,4-Dimethylphenol	ND	180	ug/kg
Dimethyl phthalate	ND	60	ug/kg
4,6-Dinitro-2-methylphenol	ND	180	ug/kg
2,4-Dinitrophenol	ND	400	ug/kg
2,4-Dinitrotoluene	ND	240	ug/kg
2,6-Dinitrotoluene	ND	240	ug/kg
Di-n-octyl phthalate	ND	60	ug/kg
Fluoranthene	ND	8.0	ug/kg
Fluorene	ND	8.0	ug/kg
Hexachlorobenzene	ND	8.0	ug/kg
Hexachlorobutadiene	ND	60	ug/kg
Hexachlorocyclopenta-diene	ND	400	ug/kg
Hexachloroethane	ND	60	ug/kg
Indeno(1,2,3-cd)pyrene	**8.7**	**8.0**	**ug/kg**
Isophorone	ND	60	ug/kg
2-Methylnaphthalene	ND	8.0	ug/kg
2-Methylphenol	ND	240	ug/kg
3-Methylphenol & 4-Methylphenol	ND	480	ug/kg
Naphthalene	ND	8.0	ug/kg
2-Nitroaniline	ND	240	ug/kg
3-Nitroaniline	ND	240	ug/kg
4-Nitroaniline	ND	240	ug/kg
Nitrobenzene	ND	120	ug/kg
2-Nitrophenol	ND	60	ug/kg
4-Nitrophenol	ND	400	ug/kg
N-Nitrosodiphenylamine	ND	60	ug/kg
N-Nitrosodi-n-propyl-amine	ND	60	ug/kg
Pentachlorophenol	ND	180	ug/kg
Phenanthrene	ND	8.0	ug/kg
Phenol	ND	60	ug/kg
Pyrene	ND	8.0	ug/kg
1,2,4-Trichloro-benzene	ND	60	ug/kg
2,4,5-Trichloro-phenol	ND	180	ug/kg
2,4,6-Trichloro-phenol	ND	180	ug/kg

(Continued on next page)

Science Applications International Corp

Client Sample ID: SCFmw-005-0013-WS

GC/MS Semivolatiles

Lot-Sample #...: A9C310174-011 **Work Order #...:** K9C761A2 **Matrix.....:** SO

SURROGATE	PERCENT RECOVERY	RECOVERY LIMITS
Nitrobenzene-d5	82	(50 - 150)
2-Fluorobiphenyl	75	(50 - 150)
Terphenyl-d14	101	(50 - 150)
Phenol-d5	85	(50 - 150)
2-Fluorophenol	91	(50 - 150)
2,4,6-Tribromophenol	52	(50 - 150)

NOTE(S):

Results and reporting limits have been adjusted for dry weight.

J Estimated result. Result is less than RL.

TestAmerica North Canton

Semivolatile REPORT SW-846 Method 8270

Data file : \\cansvr11\dd\chem\MSS\a4hp7.i\90408a.b\K9C761A2.D
Lab Smp Id: k9c761a2 Client Smp ID: SCFmw-005-0013-WS
Inj Date : 08-APR-2009 14:09
Operator : 001710 Inst ID: a4hp7.i
Smp Info : k9c761a2,90408a.b,8270C-625,1-827042d.sub
Misc Info :
Comment   :
Method   : \\cansvr11\dd\chem\MSS\a4hp7.i\90408a.b\8270C-625.m
Meth Date : 09-Apr-2009 14:54 gruberj Quant Type: ISTD
Cal Date : 01-APR-2009 17:51 Cal File: 7SMH0401.D
Als bottle: 17
Dil Factor: 1.00000
Integrator: HP RTE Compound Sublist: 1-827042d.sub
Target Version: 4.14
Processing Host: CANPMSSV01

Concentration Formula: Amt * DF * Uf * Vt/(Vi * Ws *) * CpndVariable

Name	Value	Description
DF	1.000	Dilution Factor
Uf	1.000	ng unit correction factor
Vt	2000.000	Volume of final extract (uL)(1000 low, 2
Vi	0.50000	Volume injected (uL)
Ws	30.170	Weight of sample extracted (g)
Cpnd Variable		Local Compound Variable

Compounds	QUANT SIG MASS	RT	EXP RT	REL RT	RESPONSE	CONCENTRATIONS ON-COLUMN (NG)	FINAL (ug/kg)	
* 1 1,4-Dichlorobenzene-d4	152	3.413	3.418	(1.000)	137483	2.00000		(Q)
* 2 Naphthalene-d8	136	4.306	4.306	(1.000)	559685	2.00000		
* 3 Acenaphthene-d10	164	5.569	5.569	(1.000)	294166	2.00000		
* 4 Phenanthrene-d10	188	6.654	6.649	(1.000)	482932	2.00000		
* 5 Chrysene-d12	240	8.612	8.607	(1.000)	407642	2.00000		
* 6 Perylene-d12	264	9.976	9.965	(1.000)	392137	2.00000		
9 Pyridine	79	Compound Not Detected.						
10 N-Nitrosodimethylamine	74	Compound Not Detected.						
11 Ethyl methacrylate	69	Compound Not Detected.						
12 3-Chloropropionitrile	54	Compound Not Detected.						
13 Malononitrile	66	Compound Not Detected.						
209 Benzaldehyde	77	Compound Not Detected.						
21 Aniline	93	Compound Not Detected.						
22 Phenol	94	Compound Not Detected.						
23 bis(2-Chloroethyl)ether	93	Compound Not Detected.						
24 2-Chlorophenol	128	Compound Not Detected.						
26 1,3-Dichlorobenzene	146	Compound Not Detected.						
27 1,4-Dichlorobenzene	146	Compound Not Detected.						

28	1,2-Dichlorobenzene	146	Compound Not Detected.
29	Benzyl Alcohol	108	Compound Not Detected.

	Compounds	QUANT SIG MASS	RT	EXP RT	REL RT	RESPONSE	CONCENTRATIONS ON-COLUMN (NG)	FINAL (ug/kg)
30	2-Methylphenol	108	Compound Not Detected.					
31	bis(2-Chloroisopropyl)ether	45	Compound Not Detected.					
37	Acetophenone	105	Compound Not Detected.					
32	N-Nitroso-di-n-propylamine	70	Compound Not Detected.					
192	4-Methylphenol	108	Compound Not Detected.					
34	Hexachloroethane	117	Compound Not Detected.					
35	Nitrobenzene	77	Compound Not Detected.					
41	Isophorone	82	Compound Not Detected.					
42	2-Nitrophenol	139	Compound Not Detected.					
43	2,4-Dimethylphenol	107	Compound Not Detected.					
44	bis(2-Chloroethoxy)methane	93	Compound Not Detected.					
46	2,4-Toluenediamene	121	Compound Not Detected.					
47	1,3,5-Trichlorobenzene	180	Compound Not Detected.					
48	2,4-Dichlorophenol	162	Compound Not Detected.					
49	Benzoic Acid	122	Compound Not Detected.					
50	1,2,4-Trichlorobenzene	180	Compound Not Detected.					
51	Naphthalene	128	Compound Not Detected.					
52	4-Chloroaniline	127	Compound Not Detected.					
56	Hexachlorobutadiene	225	Compound Not Detected.					
210	Caprolactam	113	Compound Not Detected.					
57	1,2,3-Trichlorobenzene	180	Compound Not Detected.					
59	4-Chloro-3-Methylphenol	107	Compound Not Detected.					
62	2-Methylnaphthalene	142	Compound Not Detected.					
63	1-Methylnaphthalene	142	Compound Not Detected.					
64	Hexachlorocyclopentadiene	237	Compound Not Detected.					
66	2,4,6-Trichlorophenol	196	Compound Not Detected.					
67	2,4,5-Trichlorophenol	196	Compound Not Detected.					
211	1,1'-Biphenyl	154	Compound Not Detected.					
68	1,2,3,5-Tetrachlorobenzene	216	Compound Not Detected.					
70	2-Chloronaphthalene	162	Compound Not Detected.					
73	2-Nitroaniline	65	Compound Not Detected.					
74	1,2,3,4-Tetrachlorobenzene	216	Compound Not Detected.					
76	Dimethylphthalate	163	Compound Not Detected.					
78	2,6-Dinitrotoluene	165	Compound Not Detected.					
79	Acenaphthylene	152	Compound Not Detected.					
80	1,2-Dinitrobenzene	168	Compound Not Detected.					
81	3-Nitroaniline	138	Compound Not Detected.					
82	Acenaphthene	153	Compound Not Detected.					
83	2,4-Dinitrophenol	184	Compound Not Detected.					
85	4-Nitrophenol	109	Compound Not Detected.					
86	Dibenzofuran	168	Compound Not Detected.					
87	2,4-Dinitrotoluene	165	Compound Not Detected.					
91	2,3,5,6-Tetrachlorophenol	232	Compound Not Detected.					
93	Diethylphthalate	149	Compound Not Detected.					
94	Fluorene	166	Compound Not Detected.					
95	4-Chlorophenyl-phenylether	204	Compound Not Detected.					
96	4-Nitroaniline	138	Compound Not Detected.					
98	4,6-Dinitro-2-methylphenol	198	Compound Not Detected.					
99	N-Nitrosodiphenylamine	169	Compound Not Detected.					
100	1,2-Diphenylhydrazine	77	Compound Not Detected.					
106	4-Bromophenyl-phenylether	248	Compound Not Detected.					
107	Hexachlorobenzene	284	Compound Not Detected.					

212	Atrazine	200	Compound Not Detected.
111	Pentachlorophenol	266	Compound Not Detected.

	Compounds	QUANT SIG MASS	RT	EXP RT	REL RT	RESPONSE	CONCENTRATIONS ON-COLUMN (NG)	FINAL (ug/kg)
115	Phenanthrene	178	Compound Not Detected.					
116	Anthracene	178	Compound Not Detected.					
119	Carbazole	167	Compound Not Detected.					
120	Di-n-Butylphthalate	149	Compound Not Detected.					
123	Fluoranthene	202	Compound Not Detected.					
124	Benzidine	184	Compound Not Detected.					
125	Pyrene	202	Compound Not Detected.					
131	Butylbenzylphthalate	149	Compound Not Detected.					
133	3,3'-Dimethoxybenzidine	244	Compound Not Detected.					
135	3,3'-Dichlorobenzidine	252	Compound Not Detected.					
136	Benzo(a)Anthracene	228	8.601	8.601	(0.999)	15429	0.05649	7.4898
137	Chrysene	228	8.628	8.628	(1.002)	26399	0.10235	13.570
138	4,4'-Methylene bis(o-chloroan	231	Compound Not Detected.					
139	bis(2-ethylhexyl)Phthalate	149	8.548	8.548	(0.993)	28088	0.15067	19.976
140	Di-n-octylphthalate	149	Compound Not Detected.					
141	Benzo(b)fluoranthene	252	9.553	9.548	(0.958)	35612	0.13929	18.468(M)
142	Benzo(k)fluoranthene	252	9.569	9.575	(0.959)	13873	0.05480	7.2652(M)
146	Benzo(a)pyrene	252	9.912	9.906	(0.994)	15269	0.06658	8.8273
149	Indeno(1,2,3-cd)pyrene	276	11.447	11.447	(1.147)	12843	0.05479	7.2639
150	Dibenz(a,h)anthracene	278	Compound Not Detected.					
151	Benzo(g,h,i)perylene	276	11.896	11.891	(1.192)	15222	0.07760	10.289
198	1,4-Dioxane	88	Compound Not Detected.					
$ 154	Nitrobenzene-d5	82	3.793	3.793	(0.881)	605377	4.08330	541.37
$ 155	2-Fluorobiphenyl	172	5.066	5.066	(0.910)	668355	3.74138	496.04
$ 156	Terphenyl-d14	244	7.794	7.788	(0.905)	840519	5.02865	666.71
$ 157	Phenol-d5	99	3.140	3.135	(0.920)	909268	6.36455	843.82
$ 158	2-Fluorophenol	112	2.573	2.557	(0.754)	636045	6.82523	904.90
$ 159	2,4,6-Tribromophenol	330	6.146	6.141	(1.104)	60413	3.91839	519.51
$ 186	2-Chlorophenol-d4	132	3.269	3.269	(0.958)	558431	7.03821	933.14
$ 187	1,2-Dichlorobenzene-d4	152	3.525	3.525	(1.033)	192085	3.53119	468.17
M 195	Cresols, total	100	Compound Not Detected.					
101	Diphenylamine	169	Compound Not Detected.					

QC Flag Legend

Q - Qualifier signal failed the ratio test.
M - Compound response manually integrated.

TestAmerica North Canton

INTERNAL STANDARD COMPOUNDS
AREA AND RT SUMMARY

Instrument ID: a4hp7.i
Lab File ID: K9C761A2.D
Lab Smp Id: k9c761a2
Analysis Type: SV
Quant Type: ISTD
Operator: 001710
Method File: \\cansvr11\dd\chem\MSS\a4hp7.i\90408a.b\8270C-625.m
Misc Info:

Calibration Date: 08-APR-2009
Calibration Time: 09:12
Client Smp ID: SCFmw-005-0013-WS
Level: LOW
Sample Type: SOIL

		AREA LIMIT			
COMPOUND	STANDARD	LOWER	UPPER	SAMPLE	%DIFF
1 1,4-Dichlorobenze	158685	79343	317370	137483	-13.36
2 Naphthalene-d8	644503	322252	1289006	559685	-13.16
3 Acenaphthene-d10	340284	170142	680568	294166	-13.55
4 Phenanthrene-d10	541642	270821	1083284	482932	-10.84
5 Chrysene-d12	453136	226568	906272	407642	-10.04
6 Perylene-d12	432956	216478	865912	392137	-9.43

		RT LIMIT			
COMPOUND	STANDARD	LOWER	UPPER	SAMPLE	%DIFF
1 1,4-Dichlorobenze	3.42	2.92	3.92	3.41	-0.16
2 Naphthalene-d8	4.31	3.81	4.81	4.31	0.00
3 Acenaphthene-d10	5.57	5.07	6.07	5.57	0.00
4 Phenanthrene-d10	6.65	6.15	7.15	6.65	0.08
5 Chrysene-d12	8.61	8.11	9.11	8.61	0.06
6 Perylene-d12	9.97	9.47	10.47	9.98	0.11

AREA UPPER LIMIT = +100% of internal standard area.
AREA LOWER LIMIT = - 50% of internal standard area.
RT UPPER LIMIT = + 0.50 minutes of internal standard RT.
RT LOWER LIMIT = - 0.50 minutes of internal standard RT.

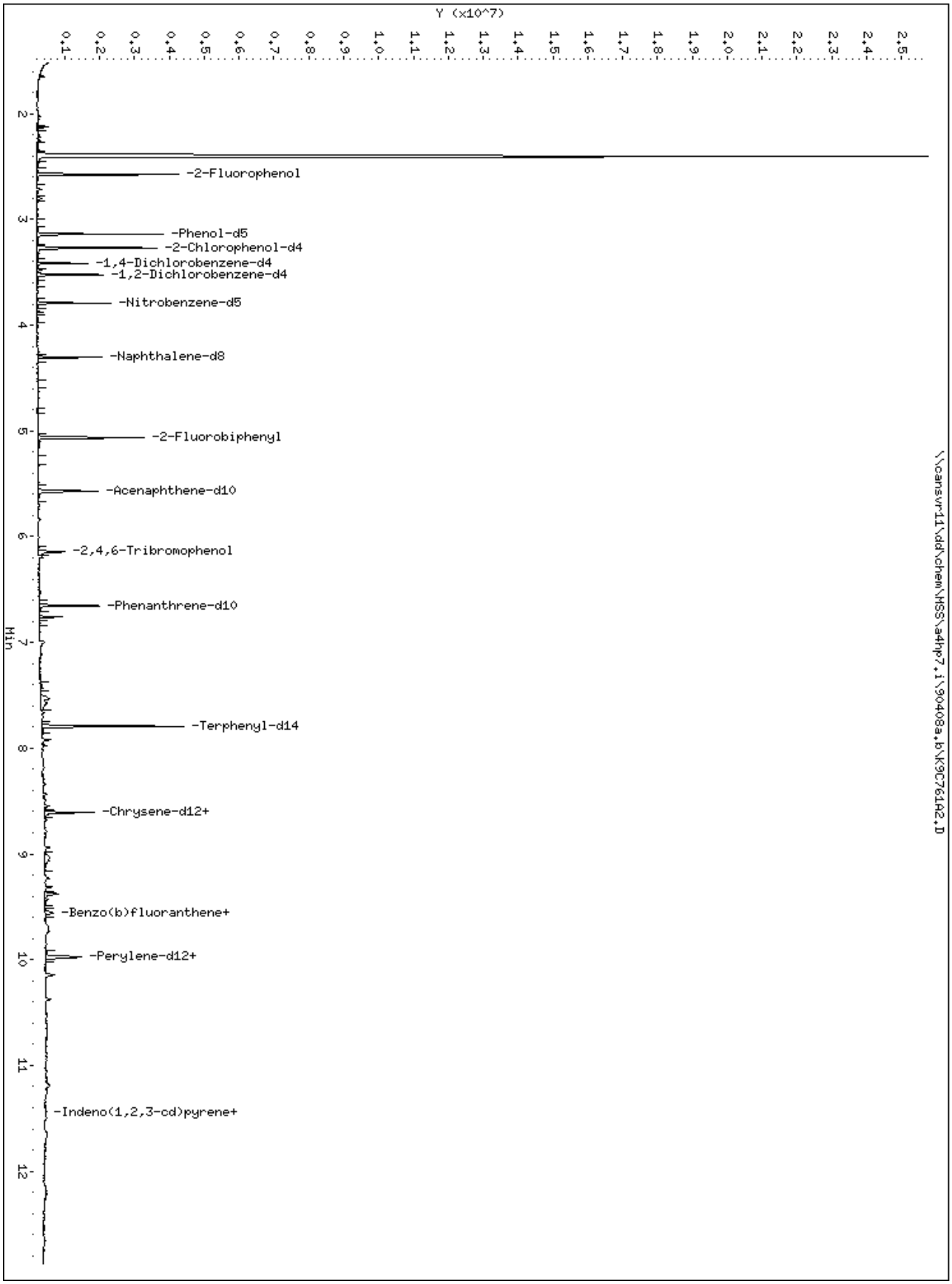
Y (x10^7)
0.1
0.2
0.3
0.4
0.5
0.6
0.7
0.8
0.9
1.0
1.1
1.2
1.3
1.4
1.5
1.6
1.7
1.8
1.9
2.0
2.1
2.2
2.3
2.4
2.5
Min
2
3
4
5
6
7
8
9
10
11
12
-2-Fluorophenol
-Phenol-d5
-2-Chlorophenol-d4
-1,4-Dichlorobenzene-d4
-1,2-Dichlorobenzene-d4
-Nitrobenzene-d5
-Naphthalene-d8
-2-Fluorobiphenyl
-Acenaphthene-d10
-2,4,6-Tribromophenol
-Phenanthrene-d10
-Terphenyl-d14
-Chrysene-d12+
-Benzo(b)fluoranthene+
-Perylene-d12+
-Indeno(1,2,3-cd)pyrene+
\\cansvr11\dd\chem\HSS\a4hp7.i\90408a.b\K9C76102.D

136 Benzo(a)Anthracene

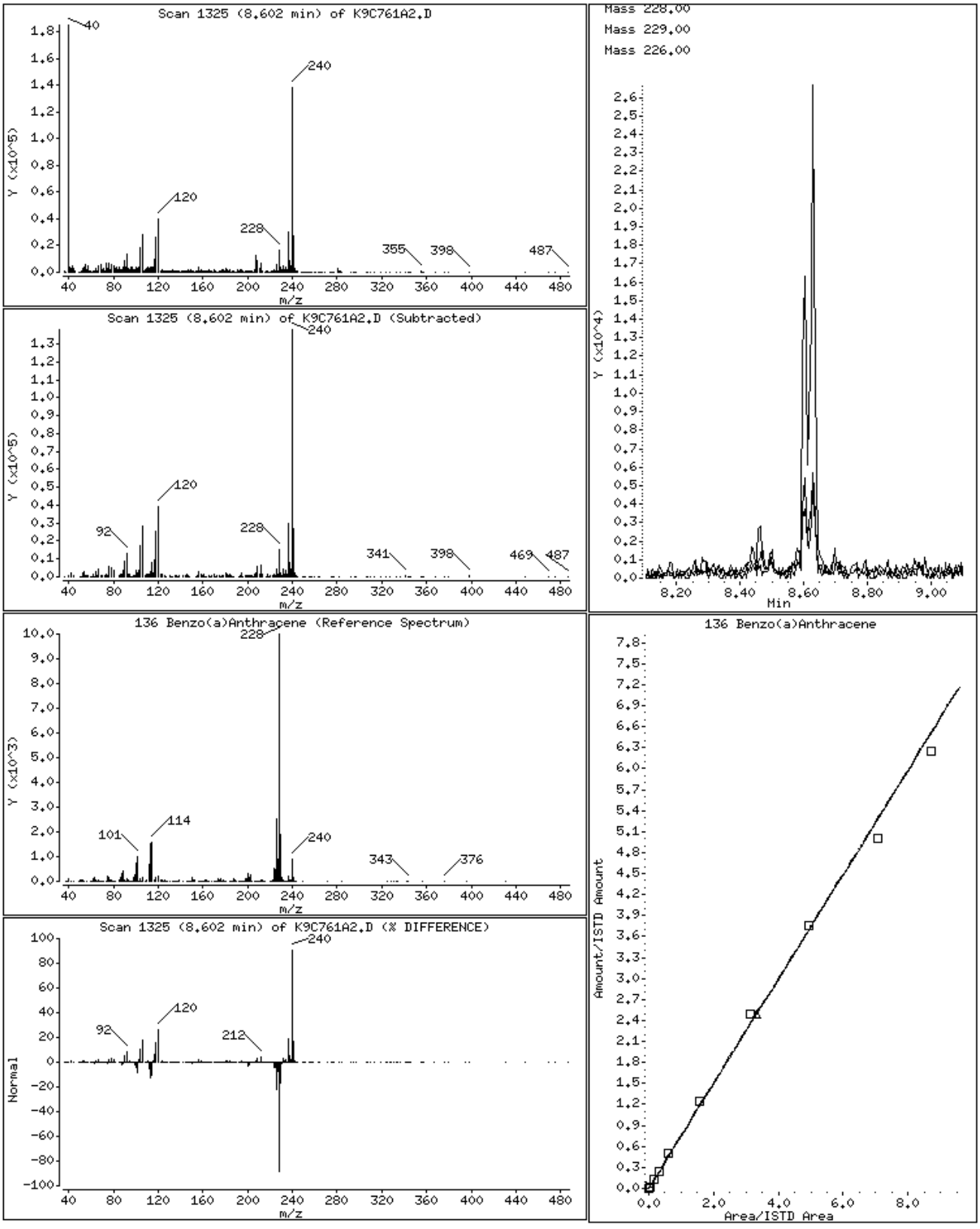

137 Chrysene

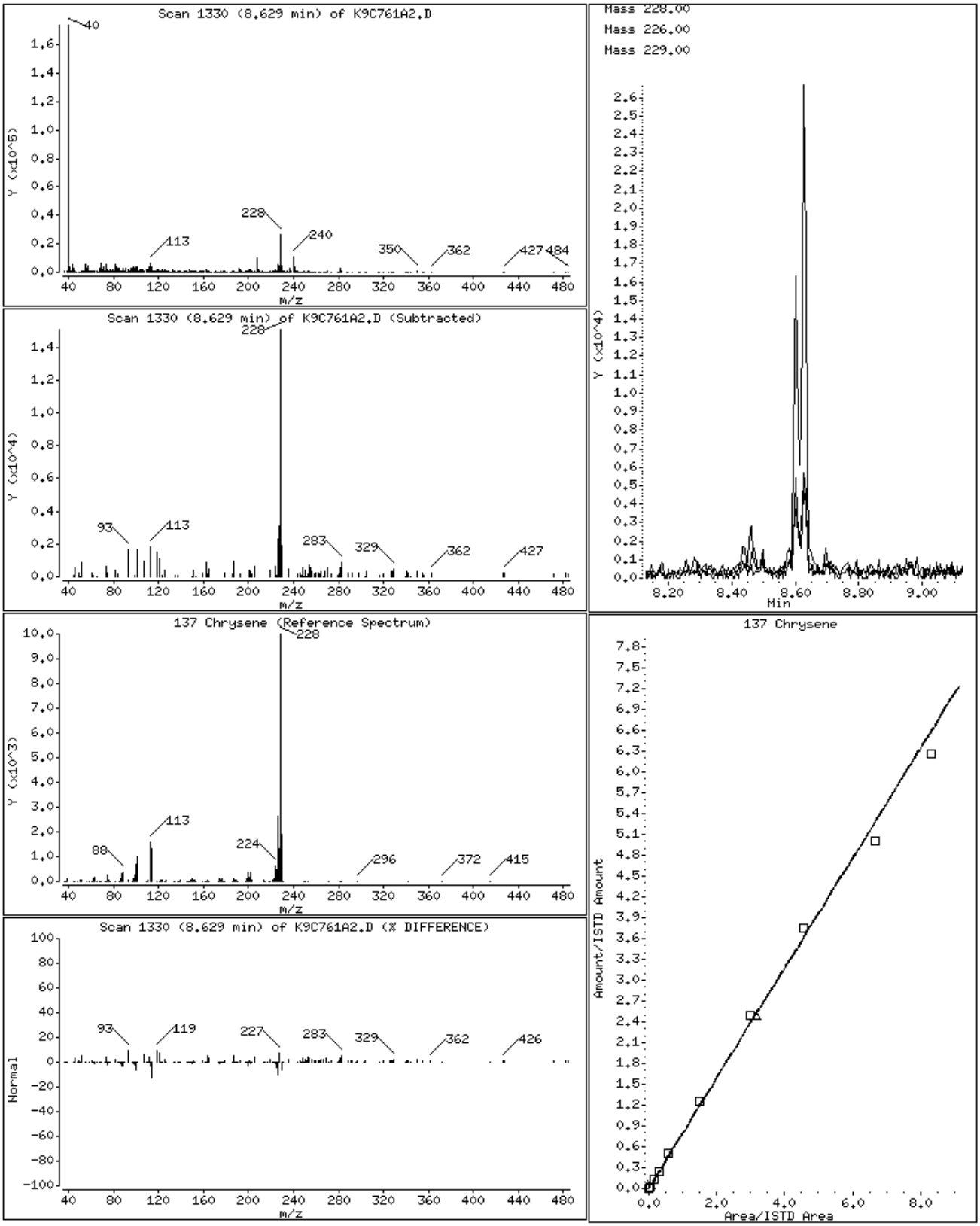

139 bis(2-ethylhexyl)Phthalate

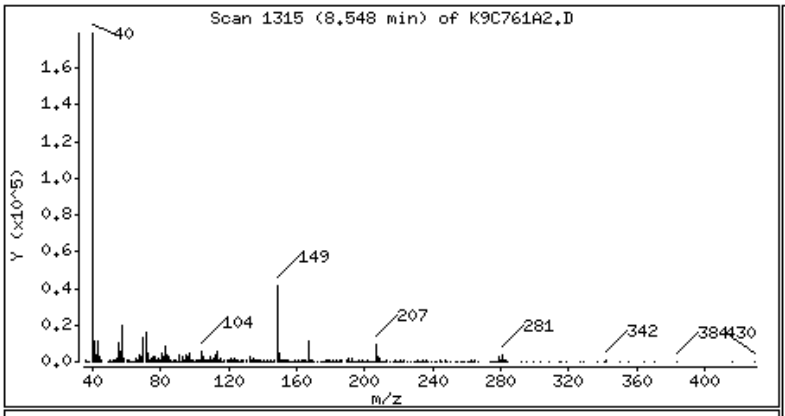

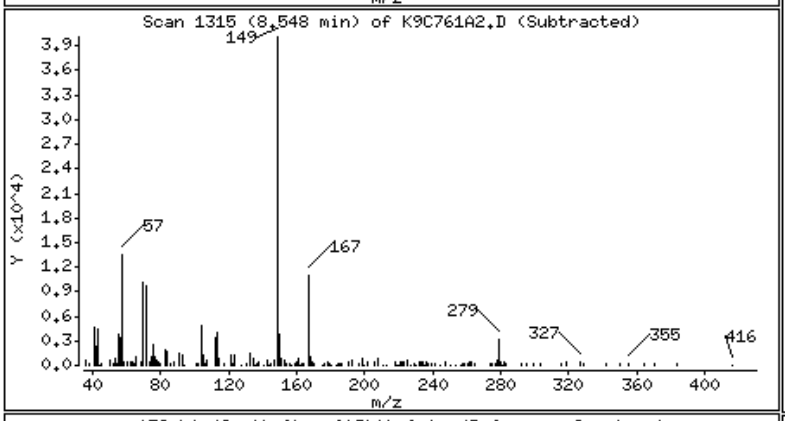

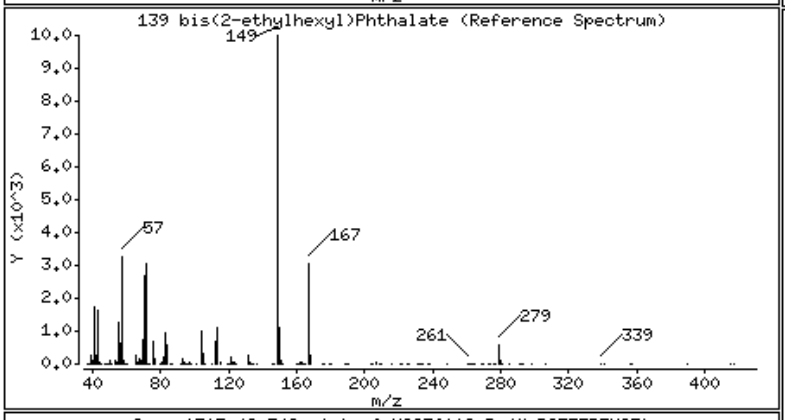

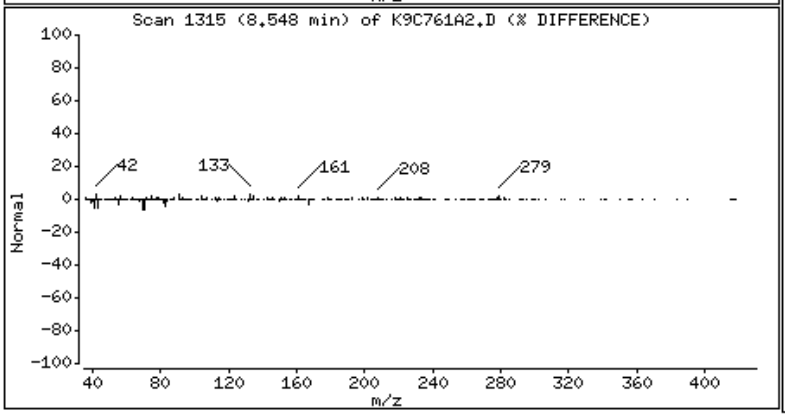

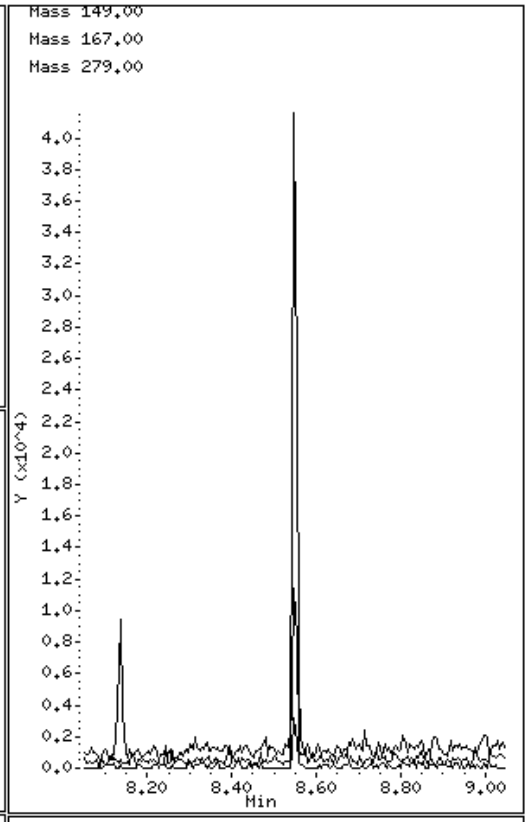

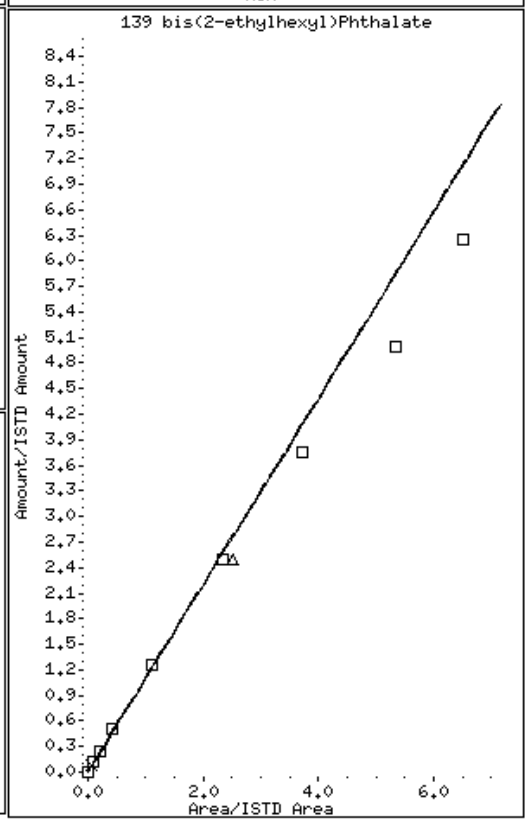

141 Benzo(b)fluoranthene

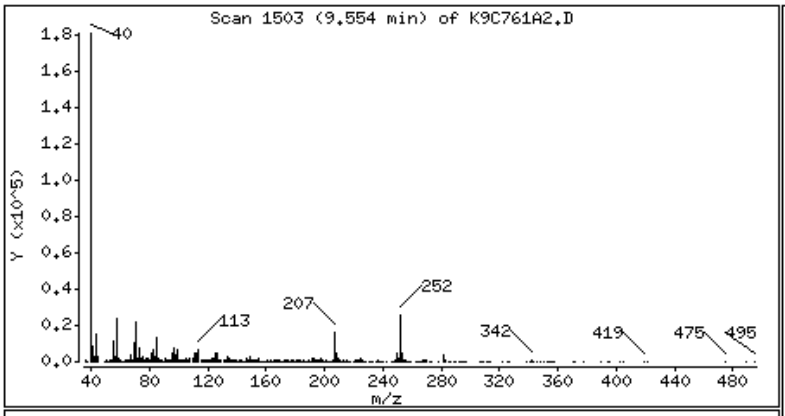

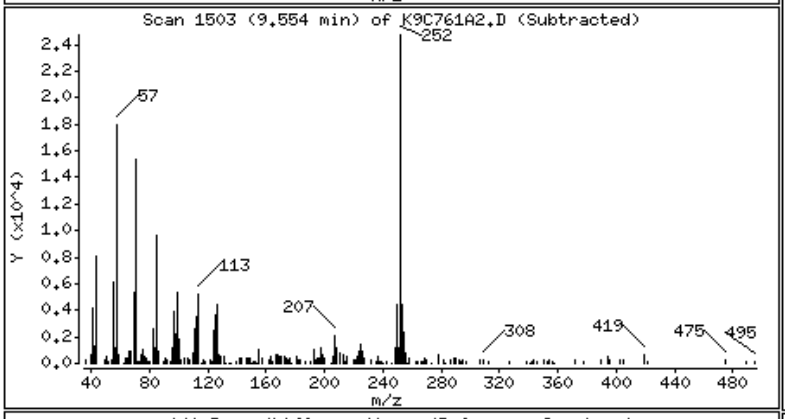

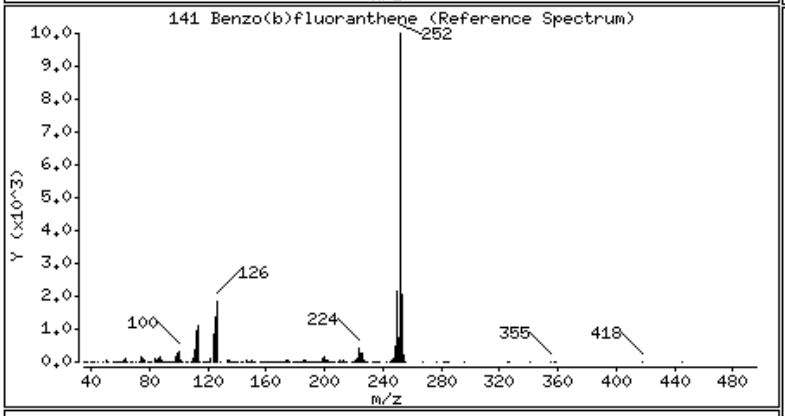

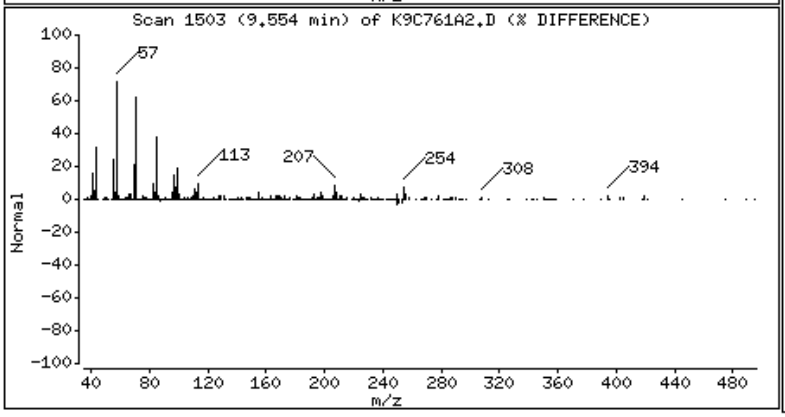

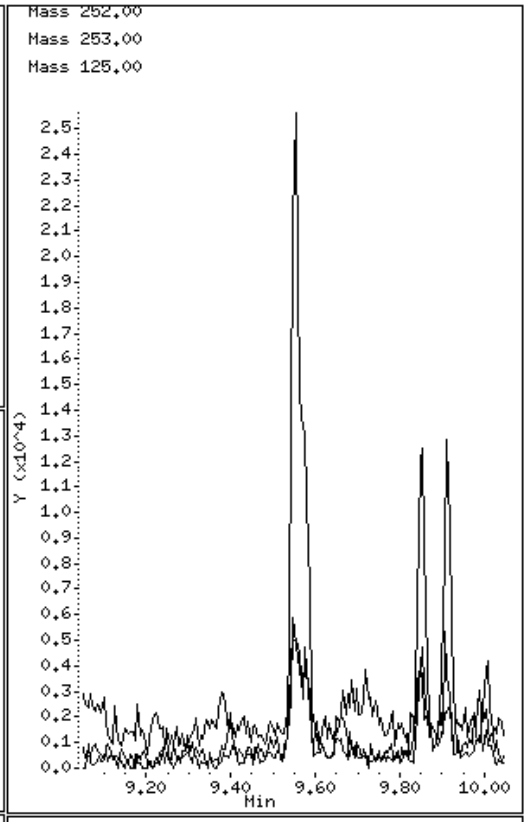

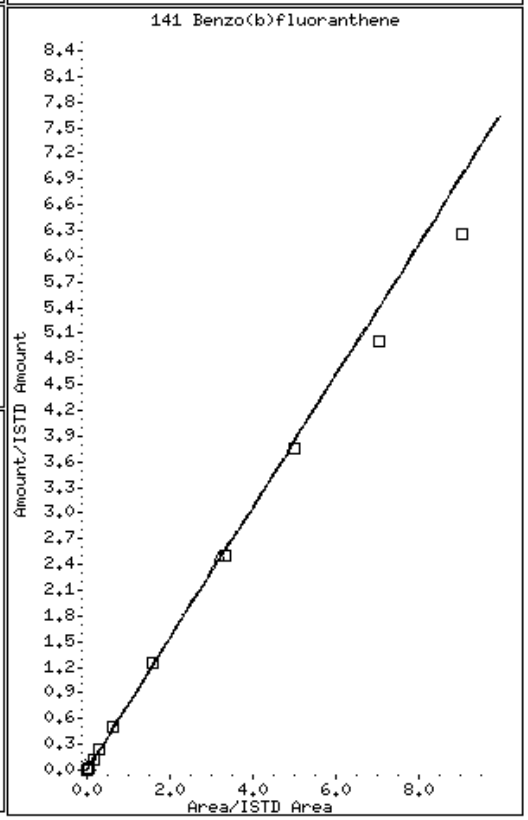

142 Benzo(k)fluoranthene

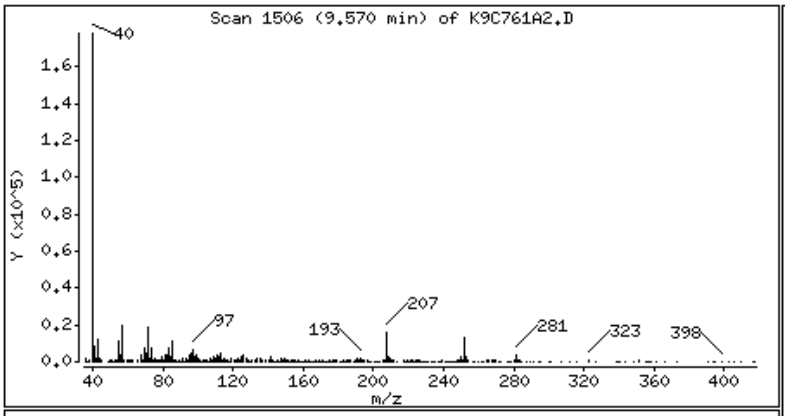

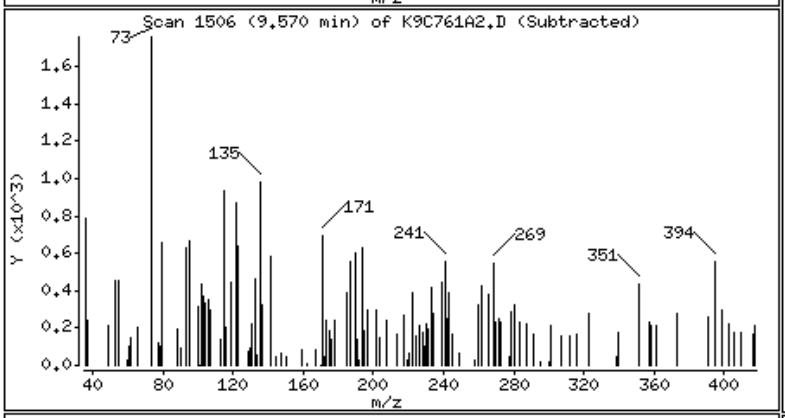

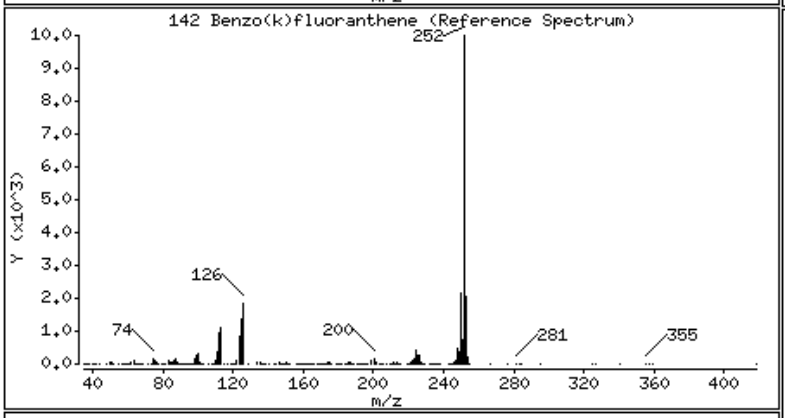

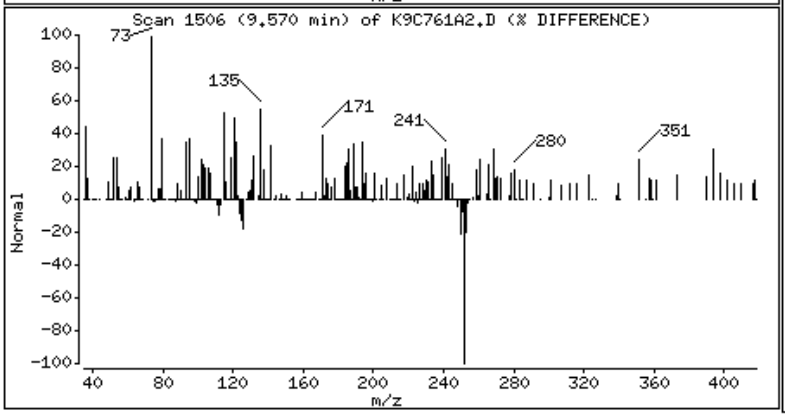

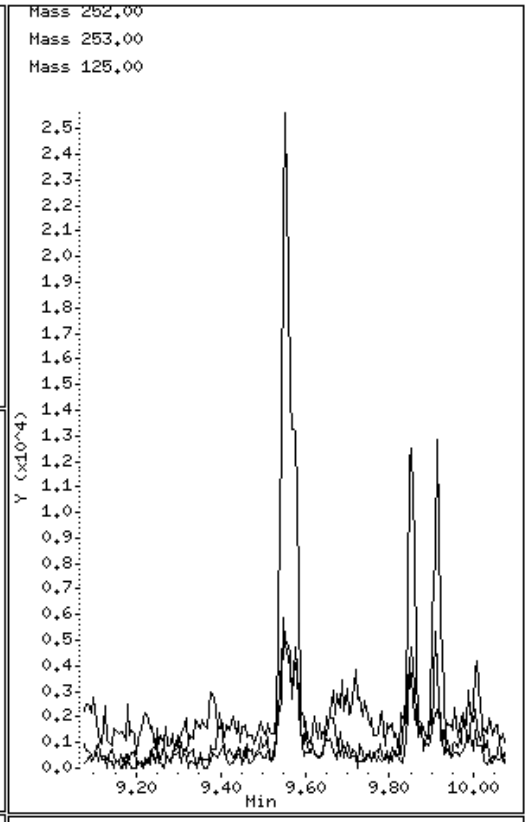

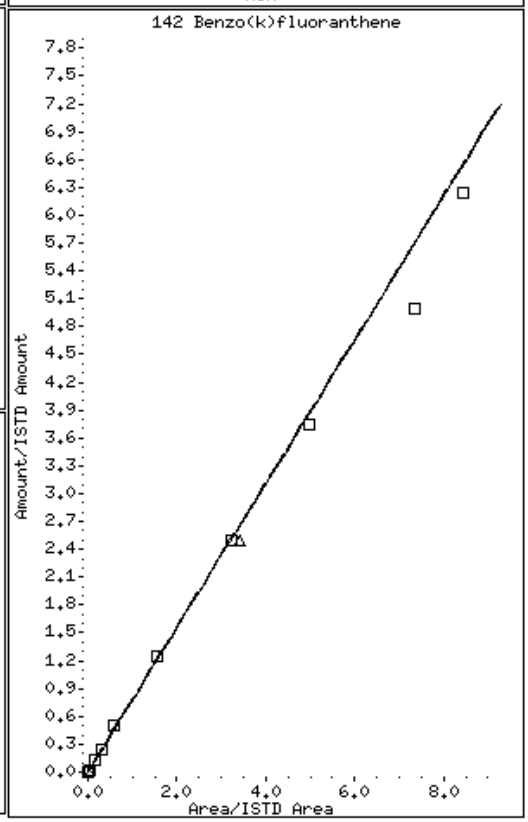

146 Benzo(a)pyrene

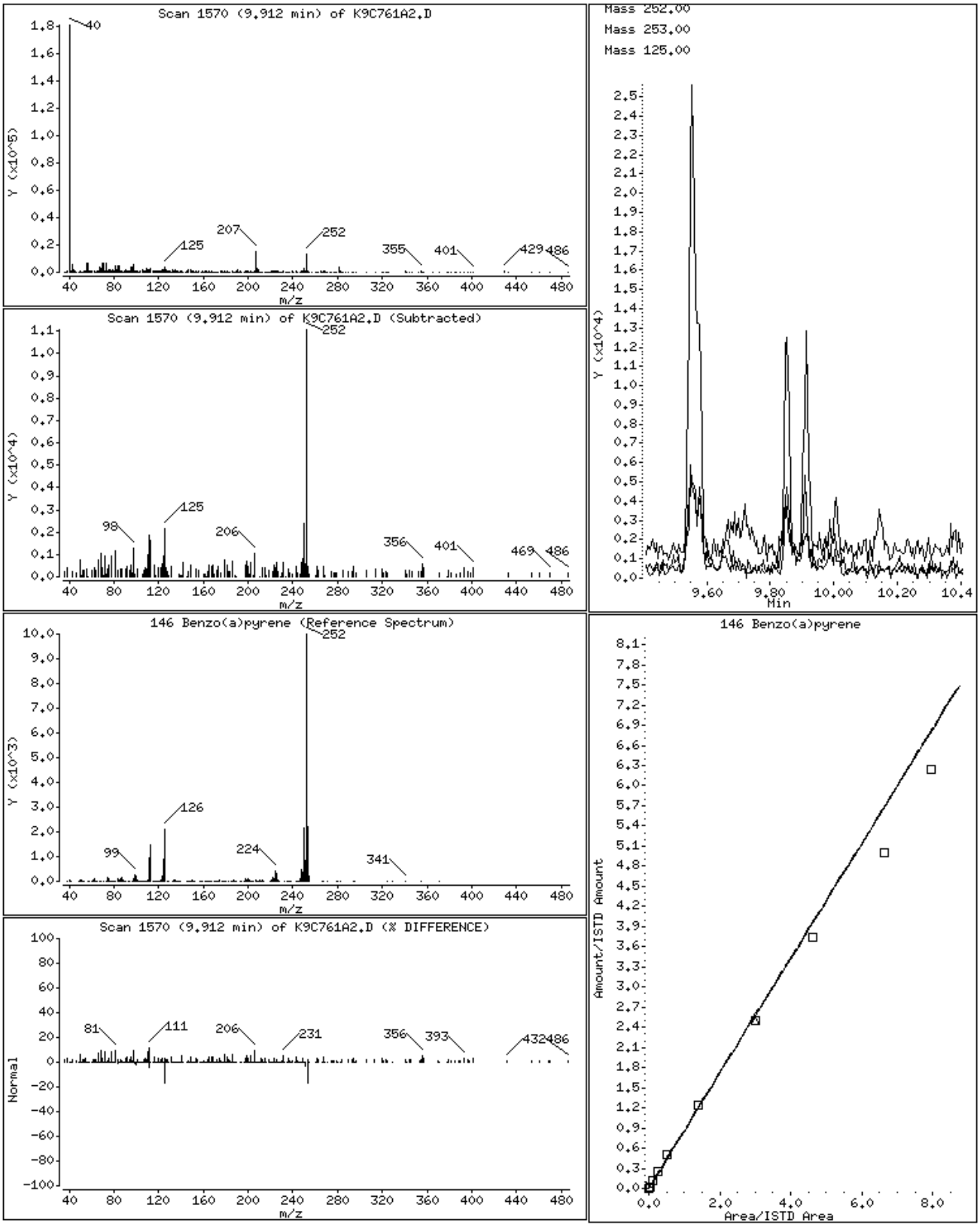

149 Indeno(1,2,3-cd)pyrene

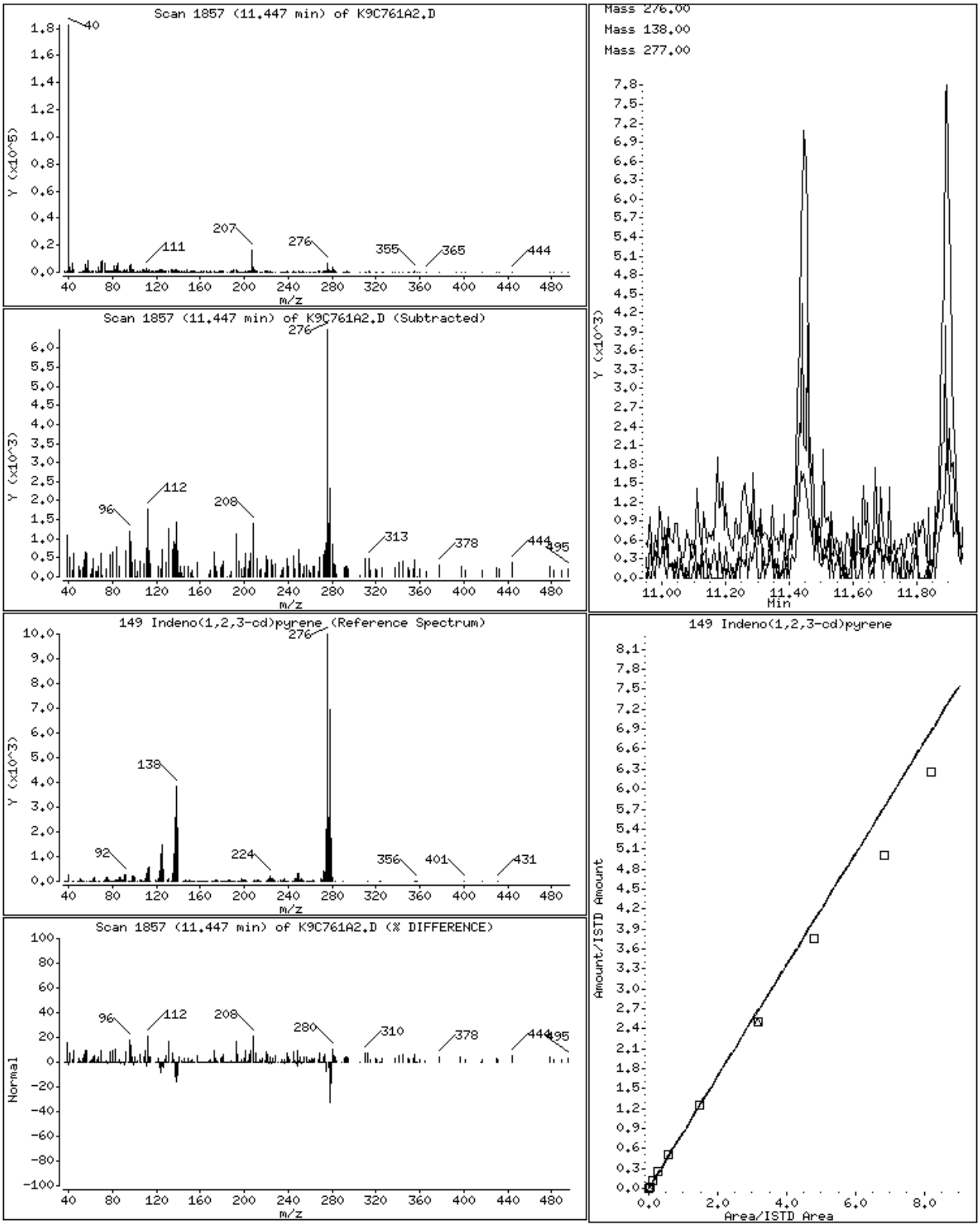

151 Benzo(g,h,i)perylene

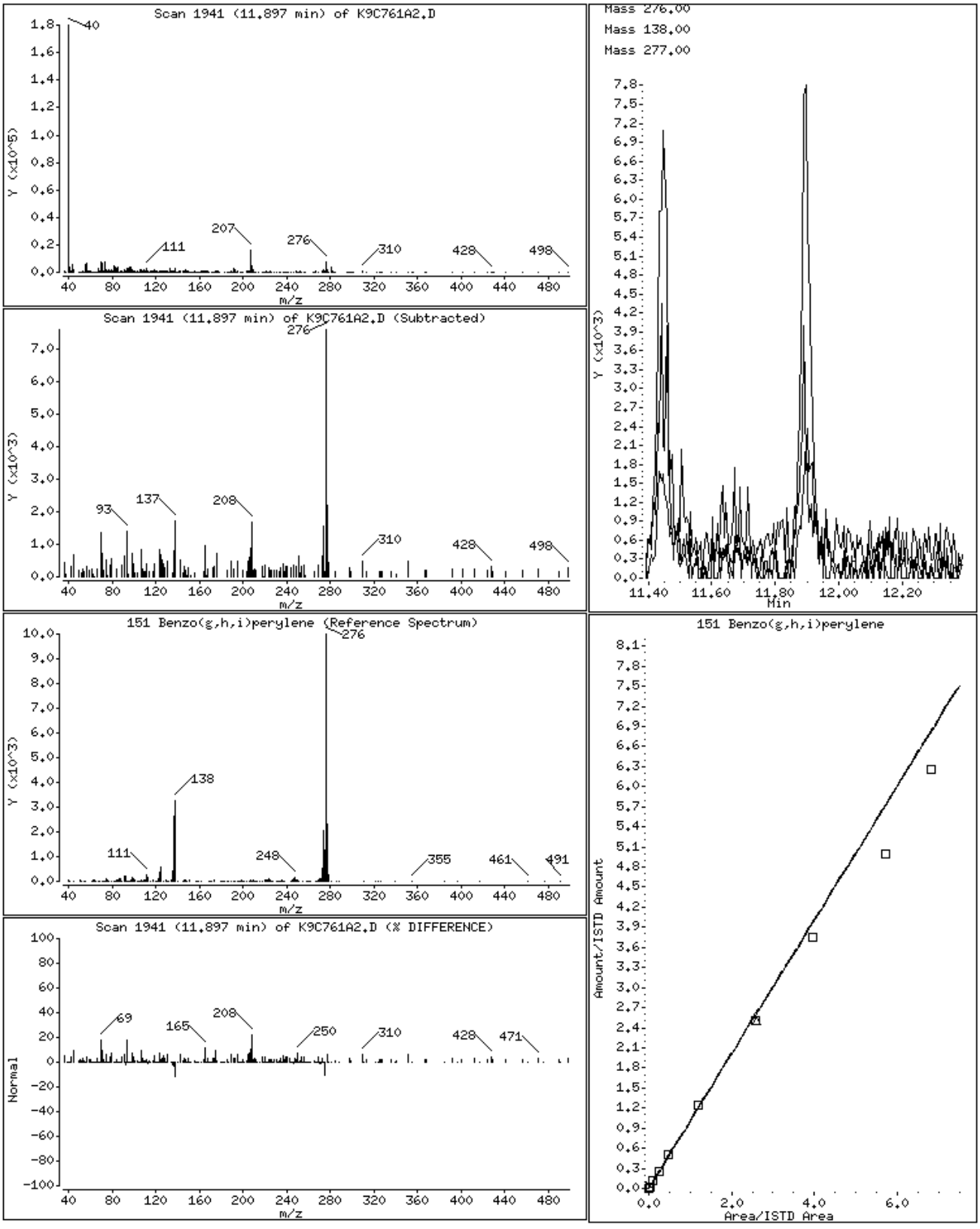

Data File Name: K9C761A2.D
Inj. Date and Time: 08-APR-2009 14:09
Instrument ID: a4hp7.i
Client ID: SCFmw-005-0013-WS
Compound Name: Benzo(b)fluoranthene
CAS #: 205-99-2
Report Date: 04/09/2009

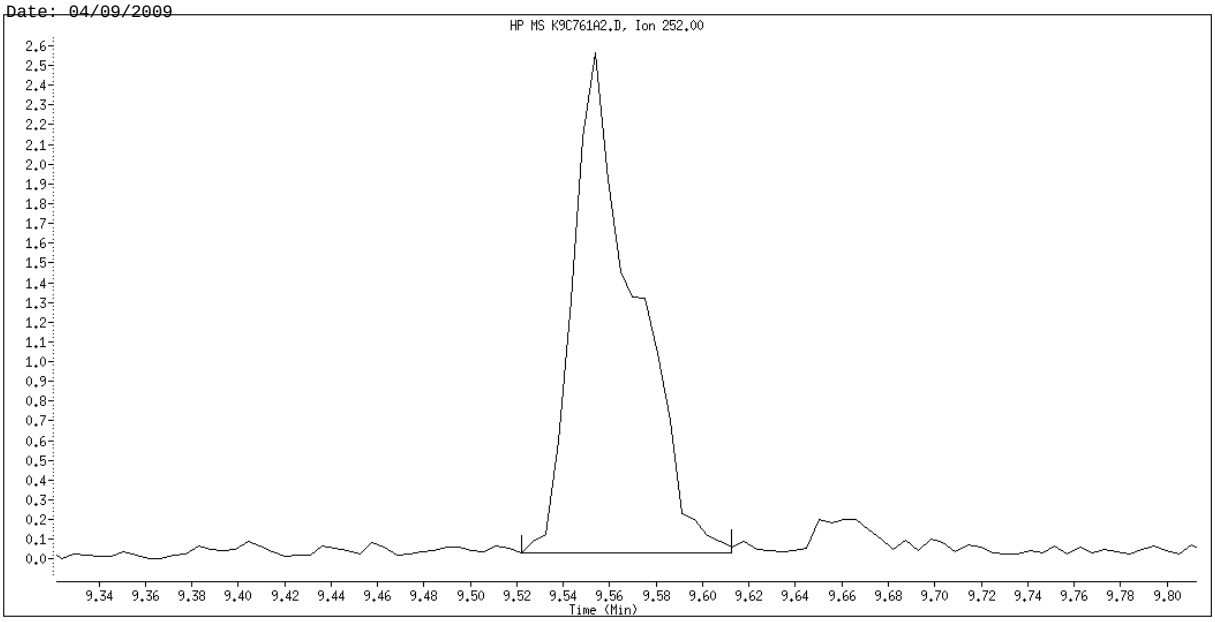

Original Integration

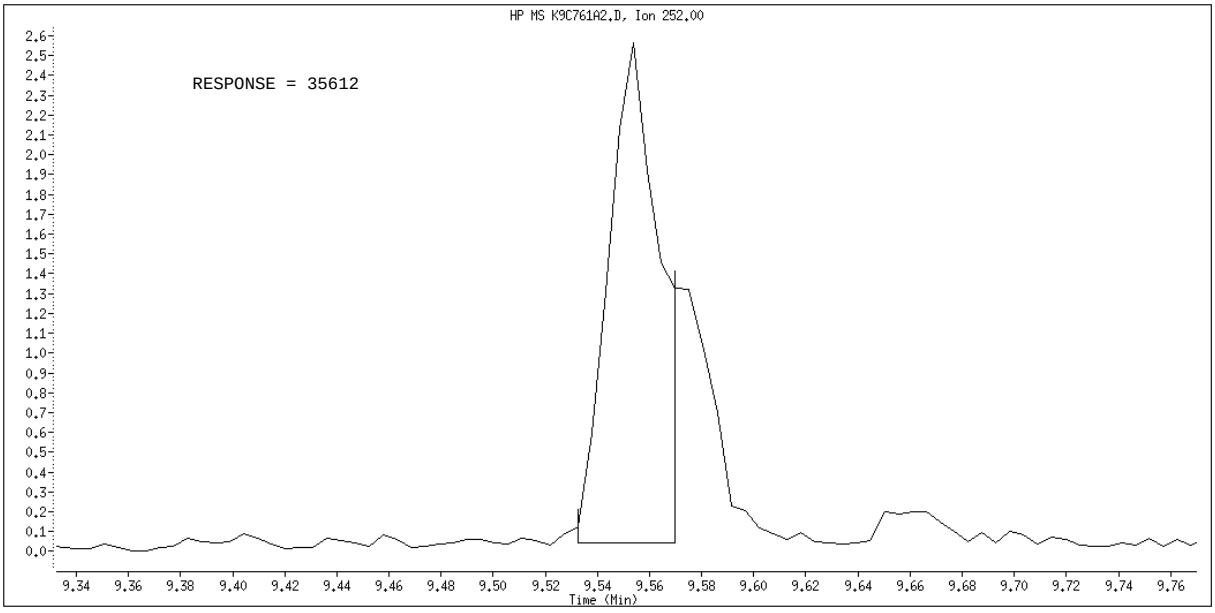

Manual Integration

Manually Integrated By: gruberj
Manual Integration Reason: Poor Chromatography

Data File Name: K9C761A2.D
Inj. Date and Time: 08-APR-2009 14:09
Instrument ID: a4hp7.i
Client ID: SCFmw-005-0013-WS
Compound Name: Benzo(k)fluoranthene
CAS #: 207-08-9
Report Date: 04/09/2009

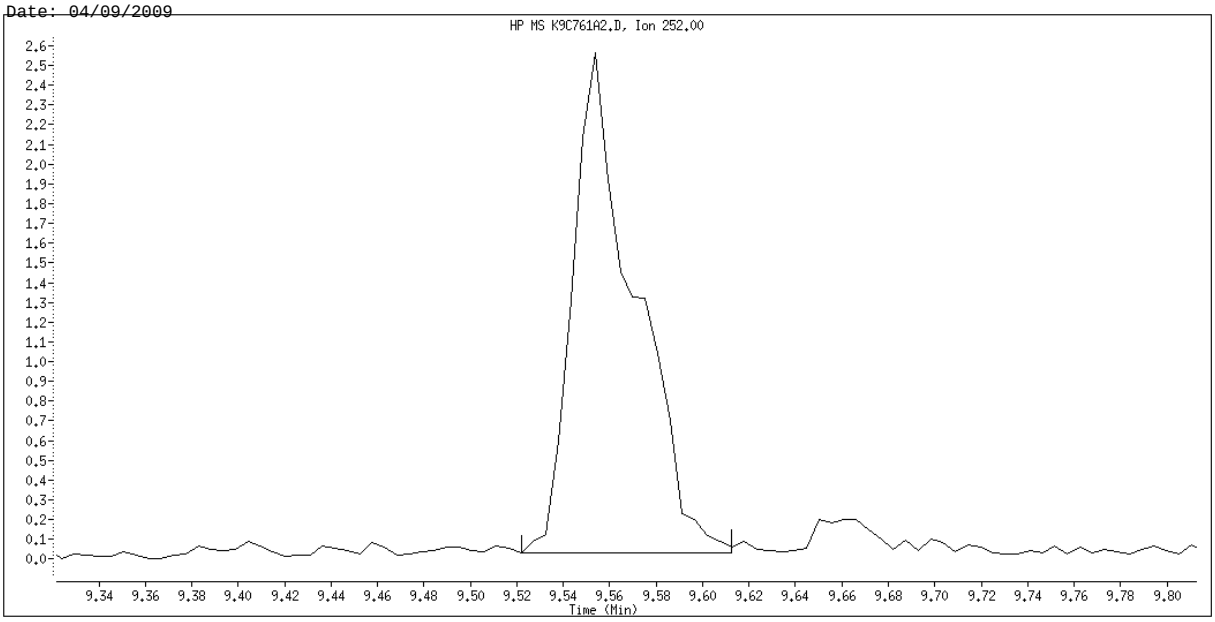

Original Integration

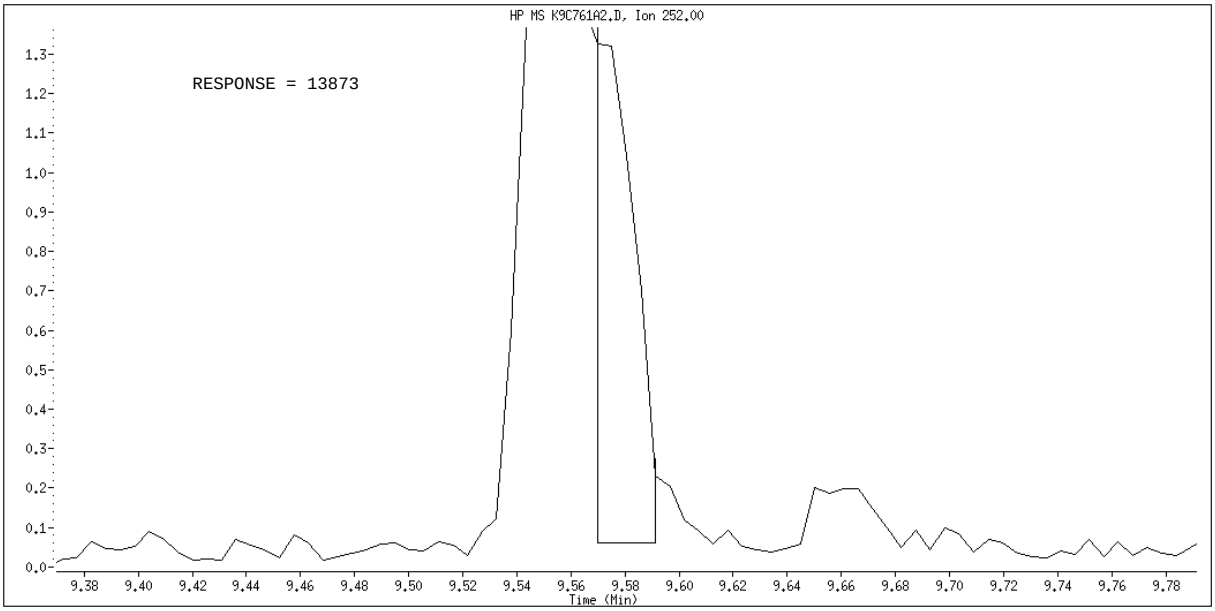

Manual Integration

Manually Integrated By: gruberj
Manual Integration Reason: Poor Chromatography

Science Applications International Corp

Client Sample ID: SCFmw-005-0013-WS

TCLP GC/MS Semivolatiles

Lot-Sample #...: A9C310174-011 **Work Order #...:** K9C761CE **Matrix.....:** SO
Date Sampled...: 03/27/09 17:05 **Date Received..:** 03/28/09
Leach Date.....: 04/01/09 **Prep Date.....:** 04/02/09 **Analysis Date..:** 04/07/09
Leach Batch #..: P909113 **Prep Batch #...:** 9092036
Dilution Factor: 1 **Initial Wgt/Vol:** 250 mL **Final Wgt/Vol..:** 2 mL
% Moisture.....: 17 **Method.....:** SW846 8270C

PARAMETER	RESULT	REPORTING LIMIT	UNITS
o-Cresol	ND	0.0040	mg/L
m-Cresol & p-Cresol	ND	0.040	mg/L
1,4-Dichlorobenzene	ND	0.0040	mg/L
2,4-Dinitrotoluene	ND	0.020	mg/L
Hexachlorobenzene	ND	0.020	mg/L
Hexachlorobutadiene	ND	0.020	mg/L
Hexachloroethane	ND	0.020	mg/L
Nitrobenzene	ND	0.0040	mg/L
Pentachlorophenol	ND	0.040	mg/L
Pyridine	ND	0.020	mg/L
2,4,5-Trichloro-phenol	ND	0.020	mg/L
2,4,6-Trichloro-phenol	ND	0.020	mg/L

SURROGATE	PERCENT RECOVERY	RECOVERY LIMITS
Nitrobenzene-d5	58	(29 - 111)
2-Fluorobiphenyl	55	(22 - 110)
Terphenyl-d14	89	(40 - 119)
Phenol-d5	57	(10 - 110)
2-Fluorophenol	41	(10 - 110)
2,4,6-Tribromophenol	53	(17 - 117)

NOTE(S):

Analysis performed in accordance with USEPA Toxicity Characteristic Leaching Procedure Method 1311

TestAmerica North Canton

Semivolatile REPORT SW-846 Method 8270

Data file : \\cansvr11\dd\chem\MSS\a4hp7.i\90407a.b\K9C761CE.D
Lab Smp Id: k9c761ce Client Smp ID: SCFmw-005-0013-WS
Inj Date : 07-APR-2009 17:06
Operator : 001710 Inst ID: a4hp7.i
Smp Info : k9c761ce,90407a.b,8270C-625,8-tclp.sub
Misc Info :
Comment   :
Method   : \\cansvr11\dd\chem\MSS\a4hp7.i\90407a.b\8270C-625.m
Meth Date : 08-Apr-2009 12:42 gruberj Quant Type: ISTD
Cal Date : 01-APR-2009 17:51 Cal File: 7SMH0401.D
Als bottle: 89
Dil Factor: 1.00000
Integrator: HP RTE Compound Sublist: 8-tclp.sub
Target Version: 4.14
Processing Host: CANPMSSV01

Concentration Formula: Amt * DF * Uf * Vt/(Vo * Vi) * .001 * CpndVariable

Name	Value	Description
DF	1.000	Dilution Factor
Uf	1.000	ng unit correction factor
Vt	2000.000	Volume of final extract (uL)
Vo	250.000	Volume of sample extracted (mL)
Vi	0.50000	Volume injected (uL)
Cpnd Variable		Local Compound Variable

	Compounds	QUANT SIG MASS	RT	EXP RT	REL RT	RESPONSE	CONCENTRATIONS ON-COLUMN (NG)	FINAL (mg/L)	
*	1 1,4-Dichlorobenzene-d4	152	3.419	3.424	(1.000)	114468	2.00000		(Q)
*	2 Naphthalene-d8	136	4.312	4.312	(1.000)	486525	2.00000		
*	3 Acenaphthene-d10	164	5.574	5.574	(1.000)	243600	2.00000		
*	4 Phenanthrene-d10	188	6.655	6.654	(1.000)	396466	2.00000		
*	5 Chrysene-d12	240	8.591	8.596	(1.000)	333382	2.00000		
*	6 Perylene-d12	264	9.955	9.954	(1.000)	304967	2.00000		
	9 Pyridine	79	Compound Not Detected.						
	27 1,4-Dichlorobenzene	146	Compound Not Detected.						
M	195 Cresols, total	100	Compound Not Detected.						
	30 2-Methylphenol	108	Compound Not Detected.						
	192 4-Methylphenol	108	Compound Not Detected.						
	193 3-Methylphenol	108	Compound Not Detected.						
	34 Hexachloroethane	117	Compound Not Detected.						
	35 Nitrobenzene	77	Compound Not Detected.						
	56 Hexachlorobutadiene	225	Compound Not Detected.						
	66 2,4,6-Trichlorophenol	196	Compound Not Detected.						
	67 2,4,5-Trichlorophenol	196	Compound Not Detected.						
	87 2,4-Dinitrotoluene	165	Compound Not Detected.						

107	Hexachlorobenzene	284	Compound Not Detected.
111	Pentachlorophenol	266	Compound Not Detected.

Compounds	QUANT SIG MASS	RT	EXP RT	REL RT	RESPONSE	CONCENTRATIONS ON-COLUMN (NG)	CONCENTRATIONS FINAL (mg/L)
$ 154 Nitrobenzene-d5	82	3.793	3.798	(0.880)	370789	2.87707	0.046033
$ 155 2-Fluorobiphenyl	172	5.066	5.071	(0.909)	403419	2.72707	0.043633
$ 156 Terphenyl-d14	244	7.794	7.794	(0.907)	609680	4.46008	0.071361
$ 157 Phenol-d5	99	3.130	3.135	(0.916)	509367	4.28224	0.068516
$ 158 2-Fluorophenol	112	2.552	2.563	(0.747)	239175	3.08255	0.049321
$ 159 2,4,6-Tribromophenol	330	6.146	6.146	(1.103)	50571	3.96090	0.063374(Q)
$ 186 2-Chlorophenol-d4	132	3.263	3.269	(0.955)	292934	4.43432	0.070949
$ 187 1,2-Dichlorobenzene-d4	152	3.526	3.531	(1.031)	121040	2.67252	0.042760

QC Flag Legend

Q - Qualifier signal failed the ratio test.

TestAmerica North Canton

INTERNAL STANDARD COMPOUNDS
AREA AND RT SUMMARY

Instrument ID: a4hp7.i
Lab File ID: K9C761CE.D
Lab Smp Id: k9c761ce
Analysis Type: SV
Quant Type: ISTD
Operator: 001710
Method File: \\cansvr11\dd\chem\MSS\a4hp7.i\90407a.b\8270C-625.m
Misc Info:

Calibration Date: 07-APR-2009
Calibration Time: 09:18
Client Smp ID: SCFmw-005-0013-WS
Level: MED
Sample Type: WATER

		AREA LIMIT			
COMPOUND	STANDARD	LOWER	UPPER	SAMPLE	%DIFF
1 1,4-Dichlorobenze	157181	78591	314362	114468	-27.17
2 Naphthalene-d8	660718	330359	1321436	486525	-26.36
3 Acenaphthene-d10	345944	172972	691888	243600	-29.58
4 Phenanthrene-d10	563199	281600	1126398	396466	-29.60
5 Chrysene-d12	465162	232581	930324	333382	-28.33
6 Perylene-d12	429707	214854	859414	304967	-29.03

		RT LIMIT			
COMPOUND	STANDARD	LOWER	UPPER	SAMPLE	%DIFF
1 1,4-Dichlorobenze	3.42	2.92	3.92	3.42	-0.15
2 Naphthalene-d8	4.31	3.81	4.81	4.31	0.00
3 Acenaphthene-d10	5.57	5.07	6.07	5.57	0.00
4 Phenanthrene-d10	6.65	6.15	7.15	6.66	0.00
5 Chrysene-d12	8.60	8.10	9.10	8.59	-0.06
6 Perylene-d12	9.95	9.45	10.45	9.96	0.00

AREA UPPER LIMIT = +100% of internal standard area.
AREA LOWER LIMIT = - 50% of internal standard area.
RT UPPER LIMIT = + 0.50 minutes of internal standard RT.
RT LOWER LIMIT = - 0.50 minutes of internal standard RT.


Y (x10^6)
0.3 0.4 0.5 0.6 0.7 0.8 0.9 1.0 1.1 1.2 1.3 1.4 1.5 1.6 1.7 1.8 1.9 2.0 2.1 2.2 2.3 2.4 2.5 2.6
2
3
4
5
6
7
8
9
10
11
12
Min
-2-Fluorophenol
-Phenol-d5
-2-Chlorophenol-d4
-1,4-Dichlorobenzene-d4
-1,2-Dichlorobenzene-d4
-Nitrobenzene-d5
-Naphthalene-d8
-2-Fluorobiphenyl
-Acenaphthene-d10
-2,4,6-Tribromophenol
-Phenanthrene-d10
Terphenyl-d14
-Chrysene-d12
-Perylene-d12
\\cansvr11\dd\chem\HSS\a4hp7.i\90407a.b\K9C761CE.D

Science Applications International Corp

Client Sample ID: SCFmw-006-0014-WS

GC/MS Semivolatiles

Lot-Sample #...: A9C310174-012 **Work Order #...:** K9C771A2 **Matrix.....:** SO
Date Sampled...: 03/27/09 16:00 **Date Received..:** 03/28/09
Prep Date.....: 04/01/09 **Analysis Date..:** 04/08/09
Prep Batch #...: 9091239
Dilution Factor: 1 **Initial Wgt/Vol:** 30.03 g **Final Wgt/Vol..:** 2 mL
% Moisture.....: 19 **Method.....:** SW846 8270C

PARAMETER	RESULT	REPORTING LIMIT	UNITS
Acenaphthene	ND	8.2	ug/kg
Acenaphthylene	ND	8.2	ug/kg
Anthracene	ND	8.2	ug/kg
Benzo(a)anthracene	ND	8.2	ug/kg
Benzo(b)fluoranthene	ND	8.2	ug/kg
Benzo(k)fluoranthene	ND	8.2	ug/kg
Benzoic acid	ND	820	ug/kg
Benzo(ghi)perylene	**9.7**	**8.2**	**ug/kg**
Benzo(a)pyrene	ND	8.2	ug/kg
Benzyl alcohol	ND	410	ug/kg
bis(2-Chloroethoxy) methane	ND	120	ug/kg
bis(2-Chloroethyl)-ether	ND	120	ug/kg
bis(2-Chloroisopropyl) ether	ND	120	ug/kg
bis(2-Ethylhexyl) phthalate	**28 J**	**62**	**ug/kg**
4-Bromophenyl phenyl ether	ND	62	ug/kg
Butyl benzyl phthalate	ND	62	ug/kg
Carbazole	ND	62	ug/kg
4-Chloroaniline	ND	190	ug/kg
4-Chloro-3-methylphenol	ND	190	ug/kg
2-Chloronaphthalene	ND	62	ug/kg
2-Chlorophenol	ND	62	ug/kg
4-Chlorophenyl phenyl ether	ND	62	ug/kg
Chrysene	ND	8.2	ug/kg
Dibenzo(a,h)anthracene	ND	8.2	ug/kg
Dibenzofuran	ND	62	ug/kg
Di-n-butyl phthalate	ND	62	ug/kg
1,2-Dichlorobenzene	ND	62	ug/kg
1,3-Dichlorobenzene	ND	62	ug/kg
1,4-Dichlorobenzene	ND	62	ug/kg
3,3'-Dichlorobenzidine	ND	120	ug/kg
2,4-Dichlorophenol	ND	190	ug/kg
Diethyl phthalate	ND	62	ug/kg

(Continued on next page)

Science Applications International Corp

Client Sample ID: SCFmw-006-0014-WS

GC/MS Semivolatiles

Lot-Sample #...: A9C310174-012 **Work Order #...:** K9C771A2 **Matrix.....:** SO

PARAMETER	RESULT	REPORTING LIMIT	UNITS
2,4-Dimethylphenol	ND	190	ug/kg
Dimethyl phthalate	ND	62	ug/kg
4,6-Dinitro-2-methylphenol	ND	190	ug/kg
2,4-Dinitrophenol	ND	410	ug/kg
2,4-Dinitrotoluene	ND	250	ug/kg
2,6-Dinitrotoluene	ND	250	ug/kg
Di-n-octyl phthalate	ND	62	ug/kg
Fluoranthene	ND	8.2	ug/kg
Fluorene	ND	8.2	ug/kg
Hexachlorobenzene	ND	8.2	ug/kg
Hexachlorobutadiene	ND	62	ug/kg
Hexachlorocyclopenta-diene	ND	410	ug/kg
Hexachloroethane	ND	62	ug/kg
Indeno(1,2,3-cd)pyrene	ND	8.2	ug/kg
Isophorone	ND	62	ug/kg
2-Methylnaphthalene	**9.4**	**8.2**	**ug/kg**
2-Methylphenol	ND	250	ug/kg
3-Methylphenol & 4-Methylphenol	ND	490	ug/kg
Naphthalene	ND	8.2	ug/kg
2-Nitroaniline	ND	250	ug/kg
3-Nitroaniline	ND	250	ug/kg
4-Nitroaniline	ND	250	ug/kg
Nitrobenzene	ND	120	ug/kg
2-Nitrophenol	ND	62	ug/kg
4-Nitrophenol	ND	410	ug/kg
N-Nitrosodiphenylamine	ND	62	ug/kg
N-Nitrosodi-n-propyl-amine	ND	62	ug/kg
Pentachlorophenol	ND	190	ug/kg
Phenanthrene	**11**	**8.2**	**ug/kg**
Phenol	ND	62	ug/kg
Pyrene	**8.3**	**8.2**	**ug/kg**
1,2,4-Trichloro-benzene	ND	62	ug/kg
2,4,5-Trichloro-phenol	ND	190	ug/kg
2,4,6-Trichloro-phenol	ND	190	ug/kg

(Continued on next page)

Science Applications International Corp

Client Sample ID: SCFmw-006-0014-WS

GC/MS Semivolatiles

Lot-Sample #...: A9C310174-012 **Work Order #...:** K9C771A2 **Matrix.....:** SO

SURROGATE	PERCENT RECOVERY	RECOVERY LIMITS
Nitrobenzene-d5	72	(50 - 150)
2-Fluorobiphenyl	72	(50 - 150)
Terphenyl-d14	97	(50 - 150)
Phenol-d5	90	(50 - 150)
2-Fluorophenol	90	(50 - 150)
2,4,6-Tribromophenol	71	(50 - 150)

NOTE(S):

Results and reporting limits have been adjusted for dry weight.

J Estimated result. Result is less than RL.

TestAmerica North Canton

Semivolatile REPORT SW-846 Method 8270

Data file : \\cansvr11\dd\chem\MSS\a4hp7.i\90408a.b\K9C771A2.D
Lab Smp Id: k9c771a2 Client Smp ID: SCFmw-006-0014-WS
Inj Date : 08-APR-2009 12:13
Operator : 001710 Inst ID: a4hp7.i
Smp Info : k9c771a2,90408a.b,8270C-625,1-827042d.sub
Misc Info :
Comment   :
Method   : \\cansvr11\dd\chem\MSS\a4hp7.i\90408a.b\8270C-625.m
Meth Date : 09-Apr-2009 14:54 gruberj Quant Type: ISTD
Cal Date : 01-APR-2009 17:51 Cal File: 7SMH0401.D
Als bottle: 11
Dil Factor: 1.00000
Integrator: HP RTE Compound Sublist: 1-827042d.sub
Target Version: 4.14
Processing Host: CANPMSSV01

Concentration Formula: Amt * DF * Uf * Vt/(Vi * Ws *) * CpndVariable

Name	Value	Description
DF	1.000	Dilution Factor
Uf	1.000	ng unit correction factor
Vt	2000.000	Volume of final extract (uL)(1000 low, 2
Vi	0.50000	Volume injected (uL)
Ws	30.030	Weight of sample extracted (g)
Cpnd Variable		Local Compound Variable

Compounds	QUANT SIG MASS	RT	EXP RT	REL RT	RESPONSE	CONCENTRATIONS ON-COLUMN (NG)	FINAL (ug/kg)	
* 1 1,4-Dichlorobenzene-d4	152	3.413	3.418	(1.000)	101611	2.00000		(Q)
* 2 Naphthalene-d8	136	4.306	4.306	(1.000)	453627	2.00000		
* 3 Acenaphthene-d10	164	5.569	5.569	(1.000)	232252	2.00000		
* 4 Phenanthrene-d10	188	6.649	6.649	(1.000)	393273	2.00000		
* 5 Chrysene-d12	240	8.601	8.607	(1.000)	327510	2.00000		
* 6 Perylene-d12	264	9.965	9.965	(1.000)	313050	2.00000		
9 Pyridine	79	Compound Not Detected.						
10 N-Nitrosodimethylamine	74	Compound Not Detected.						
11 Ethyl methacrylate	69	Compound Not Detected.						
12 3-Chloropropionitrile	54	Compound Not Detected.						
13 Malononitrile	66	Compound Not Detected.						
209 Benzaldehyde	77	Compound Not Detected.						
21 Aniline	93	Compound Not Detected.						
22 Phenol	94	Compound Not Detected.						
23 bis(2-Chloroethyl)ether	93	Compound Not Detected.						
24 2-Chlorophenol	128	Compound Not Detected.						
26 1,3-Dichlorobenzene	146	Compound Not Detected.						
27 1,4-Dichlorobenzene	146	Compound Not Detected.						

28	1,2-Dichlorobenzene	146	Compound Not Detected.
29	Benzyl Alcohol	108	Compound Not Detected.

	Compounds	QUANT SIG MASS	RT	EXP RT	REL RT	RESPONSE	CONCENTRATIONS ON-COLUMN (NG)	FINAL (ug/kg)
30	2-Methylphenol	108	Compound Not Detected.					
31	bis(2-Chloroisopropyl)ether	45	Compound Not Detected.					
37	Acetophenone	105	Compound Not Detected.					
32	N-Nitroso-di-n-propylamine	70	Compound Not Detected.					
192	4-Methylphenol	108	Compound Not Detected.					
34	Hexachloroethane	117	Compound Not Detected.					
35	Nitrobenzene	77	Compound Not Detected.					
41	Isophorone	82	Compound Not Detected.					
42	2-Nitrophenol	139	Compound Not Detected.					
43	2,4-Dimethylphenol	107	Compound Not Detected.					
44	bis(2-Chloroethoxy)methane	93	Compound Not Detected.					
46	2,4-Toluenediamene	121	Compound Not Detected.					
47	1,3,5-Trichlorobenzene	180	Compound Not Detected.					
48	2,4-Dichlorophenol	162	Compound Not Detected.					
49	Benzoic Acid	122	Compound Not Detected.					
50	1,2,4-Trichlorobenzene	180	Compound Not Detected.					
51	Naphthalene	128	Compound Not Detected.					
52	4-Chloroaniline	127	Compound Not Detected.					
56	Hexachlorobutadiene	225	Compound Not Detected.					
210	Caprolactam	113	Compound Not Detected.					
57	1,2,3-Trichlorobenzene	180	Compound Not Detected.					
59	4-Chloro-3-Methylphenol	107	Compound Not Detected.					
62	2-Methylnaphthalene	142	4.815	4.814	(1.118)	6830	0.05717	7.6157
63	1-Methylnaphthalene	142	4.884	4.884	(1.134)	7255	0.05348	7.1231
64	Hexachlorocyclopentadiene	237	Compound Not Detected.					
66	2,4,6-Trichlorophenol	196	Compound Not Detected.					
67	2,4,5-Trichlorophenol	196	Compound Not Detected.					
211	1,1'-Biphenyl	154	Compound Not Detected.					
68	1,2,3,5-Tetrachlorobenzene	216	Compound Not Detected.					
70	2-Chloronaphthalene	162	Compound Not Detected.					
73	2-Nitroaniline	65	Compound Not Detected.					
74	1,2,3,4-Tetrachlorobenzene	216	Compound Not Detected.					
76	Dimethylphthalate	163	Compound Not Detected.					
78	2,6-Dinitrotoluene	165	Compound Not Detected.					
79	Acenaphthylene	152	Compound Not Detected.					
80	1,2-Dinitrobenzene	168	Compound Not Detected.					
81	3-Nitroaniline	138	Compound Not Detected.					
82	Acenaphthene	153	Compound Not Detected.					
83	2,4-Dinitrophenol	184	Compound Not Detected.					
85	4-Nitrophenol	109	Compound Not Detected.					
86	Dibenzofuran	168	Compound Not Detected.					
87	2,4-Dinitrotoluene	165	Compound Not Detected.					
91	2,3,5,6-Tetrachlorophenol	232	Compound Not Detected.					
93	Diethylphthalate	149	Compound Not Detected.					
94	Fluorene	166	Compound Not Detected.					
95	4-Chlorophenyl-phenylether	204	Compound Not Detected.					
96	4-Nitroaniline	138	Compound Not Detected.					
98	4,6-Dinitro-2-methylphenol	198	Compound Not Detected.					
99	N-Nitrosodiphenylamine	169	Compound Not Detected.					
100	1,2-Diphenylhydrazine	77	Compound Not Detected.					
106	4-Bromophenyl-phenylether	248	Compound Not Detected.					
107	Hexachlorobenzene	284	Compound Not Detected.					

212	Atrazine	200	Compound Not Detected.
111	Pentachlorophenol	266	Compound Not Detected.

	Compounds	QUANT SIG MASS	RT	EXP RT	REL RT	RESPONSE	CONCENTRATIONS ON-COLUMN (NG)	FINAL (ug/kg)
115	Phenanthrene	178	6.671	6.670	(1.003)	14303	0.06445	8.5842
116	Anthracene	178	Compound Not Detected.					
119	Carbazole	167	Compound Not Detected.					
120	Di-n-Butylphthalate	149	Compound Not Detected.					
123	Fluoranthene	202	Compound Not Detected.					
124	Benzidine	184	Compound Not Detected.					
125	Pyrene	202	7.703	7.708	(0.896)	11622	0.05046	6.7215
131	Butylbenzylphthalate	149	Compound Not Detected.					
133	3,3'-Dimethoxybenzidine	244	Compound Not Detected.					
135	3,3'-Dichlorobenzidine	252	Compound Not Detected.					
136	Benzo(a)Anthracene	228	Compound Not Detected.					
137	Chrysene	228	Compound Not Detected.					
138	4,4'-Methylene bis(o-chloroan	231	Compound Not Detected.					
139	bis(2-ethylhexyl)Phthalate	149	8.543	8.548	(0.993)	25573	0.17074	22.743
140	Di-n-octylphthalate	149	Compound Not Detected.					
141	Benzo(b)fluoranthene	252	Compound Not Detected.					
142	Benzo(k)fluoranthene	252	Compound Not Detected.					
146	Benzo(a)pyrene	252	Compound Not Detected.					
149	Indeno(1,2,3-cd)pyrene	276	Compound Not Detected.					
150	Dibenz(a,h)anthracene	278	Compound Not Detected.					
151	Benzo(g,h,i)perylene	276	11.880	11.891	(1.192)	9235	0.05897	7.8554
198	1,4-Dioxane	88	Compound Not Detected.					
$ 154	Nitrobenzene-d5	82	3.793	3.793	(0.881)	435147	3.62131	482.36
$ 155	2-Fluorobiphenyl	172	5.066	5.066	(0.910)	509828	3.61478	481.49
$ 156	Terphenyl-d14	244	7.788	7.788	(0.905)	653856	4.86900	648.55
$ 157	Phenol-d5	99	3.140	3.135	(0.920)	709032	6.71506	894.45
$ 158	2-Fluorophenol	112	2.568	2.557	(0.752)	466025	6.76624	901.26
$ 159	2,4,6-Tribromophenol	330	6.141	6.141	(1.103)	64931	5.33412	710.50
$ 186	2-Chlorophenol-d4	132	3.269	3.269	(0.958)	413447	7.05051	939.13
$ 187	1,2-Dichlorobenzene-d4	152	3.526	3.525	(1.033)	105339	2.62015	349.00
M 195	Cresols, total	100	Compound Not Detected.					
101	Diphenylamine	169	Compound Not Detected.					

QC Flag Legend

Q - Qualifier signal failed the ratio test.

TestAmerica North Canton

INTERNAL STANDARD COMPOUNDS
AREA AND RT SUMMARY

Instrument ID: a4hp7.i
Lab File ID: K9C771A2.D
Lab Smp Id: k9c771a2
Analysis Type: SV
Quant Type: ISTD
Operator: 001710
Method File: \\cansvr11\dd\chem\MSS\a4hp7.i\90408a.b\8270C-625.m
Misc Info:

Calibration Date: 08-APR-2009
Calibration Time: 09:12
Client Smp ID: SCFmw-006-0014-WS
Level: LOW
Sample Type: SOIL

		AREA LIMIT			
COMPOUND	STANDARD	LOWER	UPPER	SAMPLE	%DIFF
1 1,4-Dichlorobenze	158685	79343	317370	101611	-35.97
2 Naphthalene-d8	644503	322252	1289006	453627	-29.62
3 Acenaphthene-d10	340284	170142	680568	232252	-31.75
4 Phenanthrene-d10	541642	270821	1083284	393273	-27.39
5 Chrysene-d12	453136	226568	906272	327510	-27.72
6 Perylene-d12	432956	216478	865912	313050	-27.69

		RT LIMIT			
COMPOUND	STANDARD	LOWER	UPPER	SAMPLE	%DIFF
1 1,4-Dichlorobenze	3.42	2.92	3.92	3.41	-0.15
2 Naphthalene-d8	4.31	3.81	4.81	4.31	0.00
3 Acenaphthene-d10	5.57	5.07	6.07	5.57	0.00
4 Phenanthrene-d10	6.65	6.15	7.15	6.65	0.00
5 Chrysene-d12	8.61	8.11	9.11	8.60	-0.06
6 Perylene-d12	9.97	9.47	10.47	9.97	0.00

AREA UPPER LIMIT = +100% of internal standard area.
AREA LOWER LIMIT = - 50% of internal standard area.
RT UPPER LIMIT = + 0.50 minutes of internal standard RT.
RT LOWER LIMIT = - 0.50 minutes of internal standard RT.

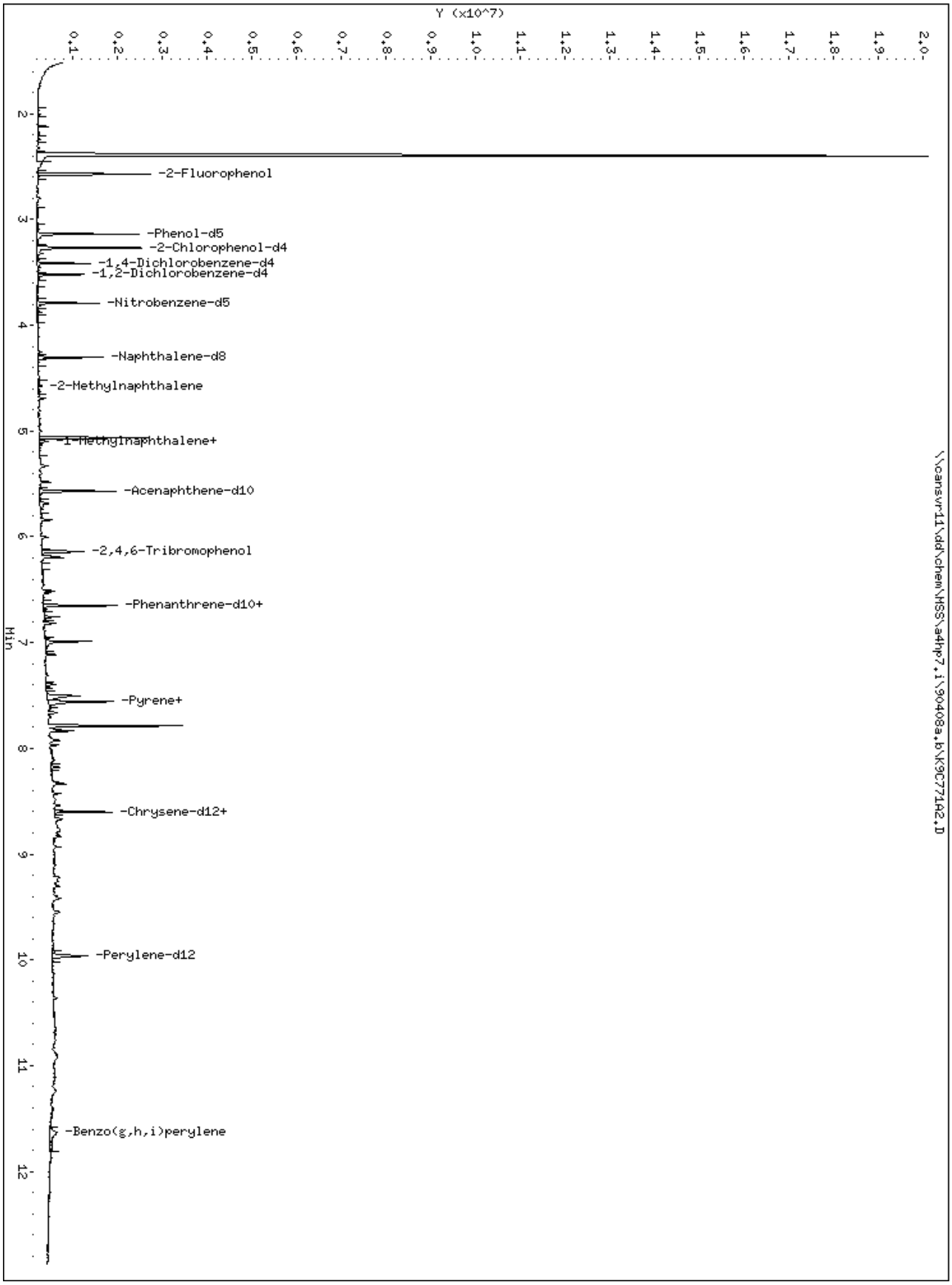
Y (x10^7)
0.1
0.2
0.3
0.4
0.5
0.6
0.7
0.8
0.9
1.0
1.1
1.2
1.3
1.4
1.5
1.6
1.7
1.8
1.9
2.0
Min
2
3
4
5
6
7
8
9
10
11
12
-2-Fluorophenol
-Phenol-d5
-2-Chlorophenol-d4
-1,4-Dichlorobenzene-d4
-1,2-Dichlorobenzene-d4
-Nitrobenzene-d5
-Naphthalene-d8
-2-Methylnaphthalene
-1-Methylnaphthalene+
-Acenaphthene-d10
-2,4,6-Tribromophenol
-Phenanthrene-d10+
-Pyrene+
-Chrysene-d12+
-Perylene-d12
-Benzo(g,h,i)perylene
\\cansvr11\dd\chem\HSS\a4hp7.i\90408a.b\K9C771A2.D

62 2-Methylnaphthalene

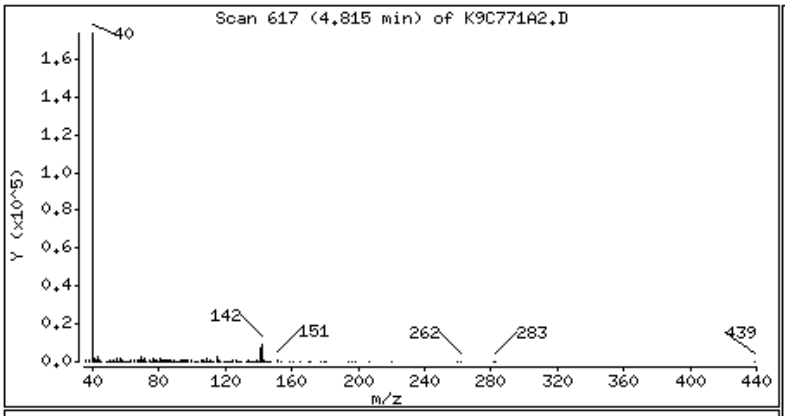

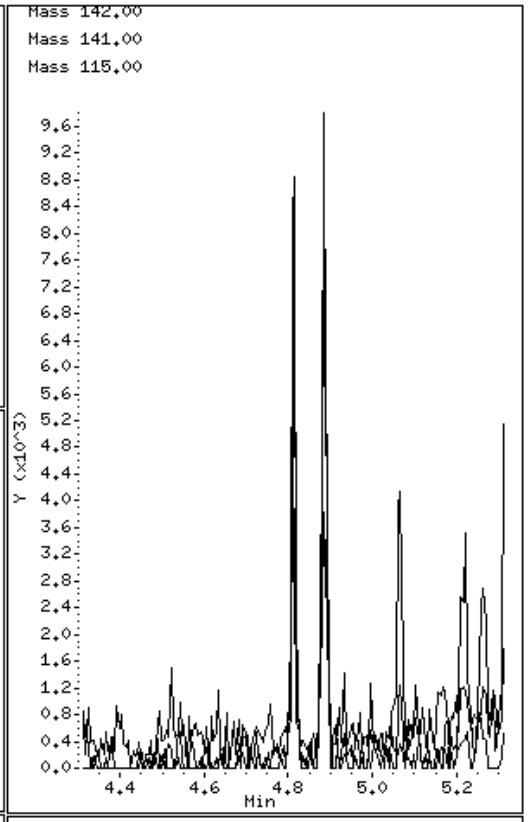

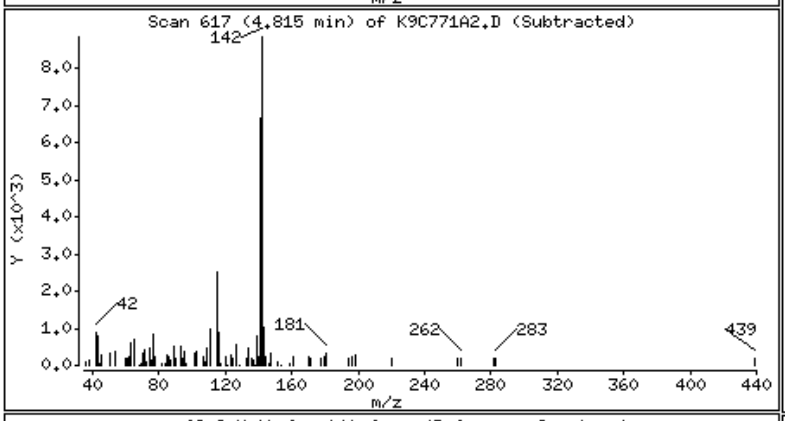

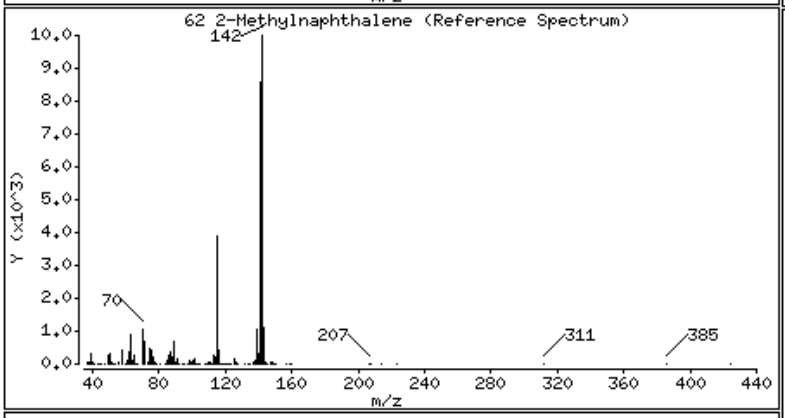

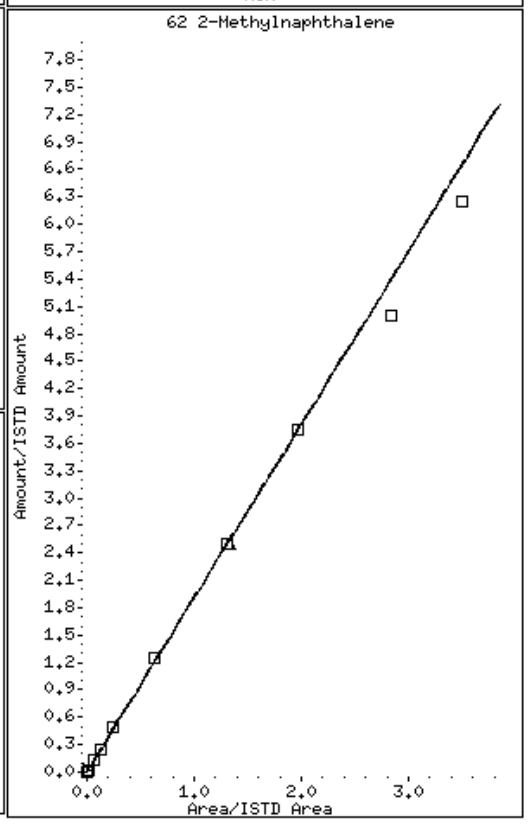

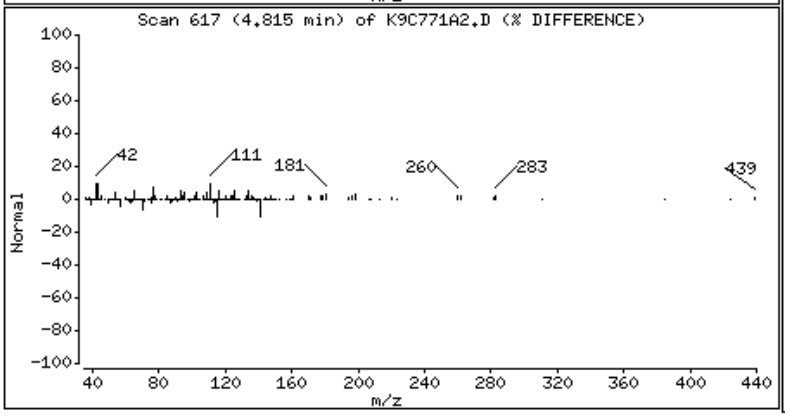

63 1-Methylnaphthalene

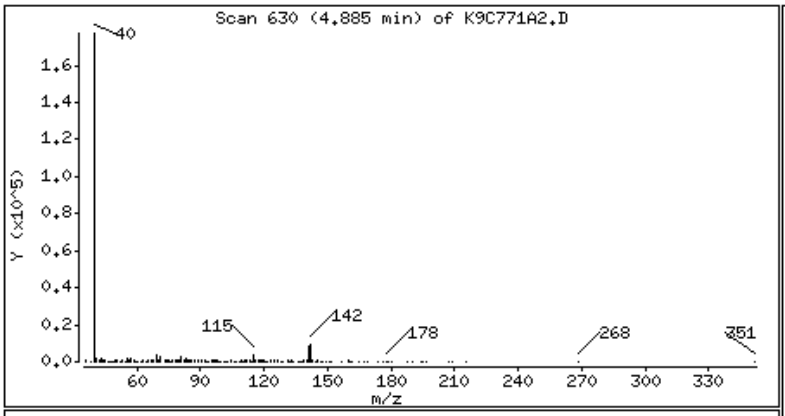

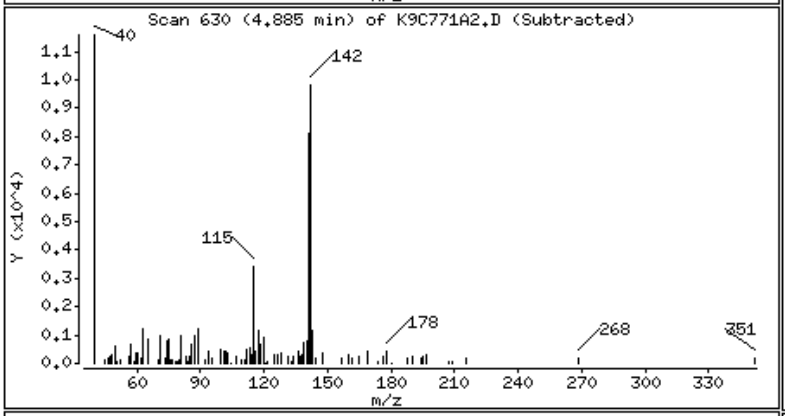

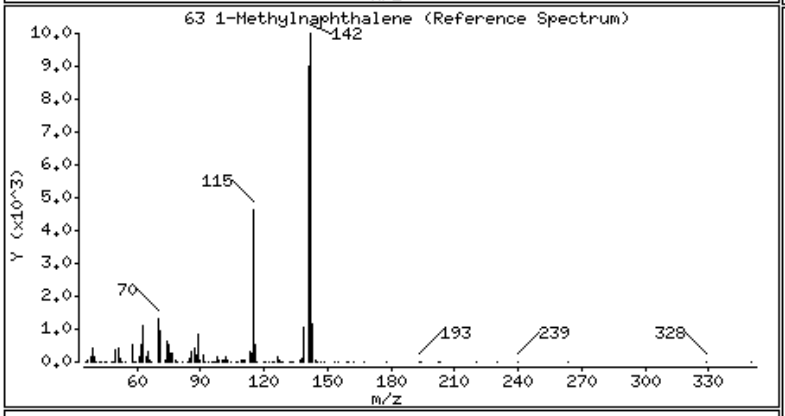

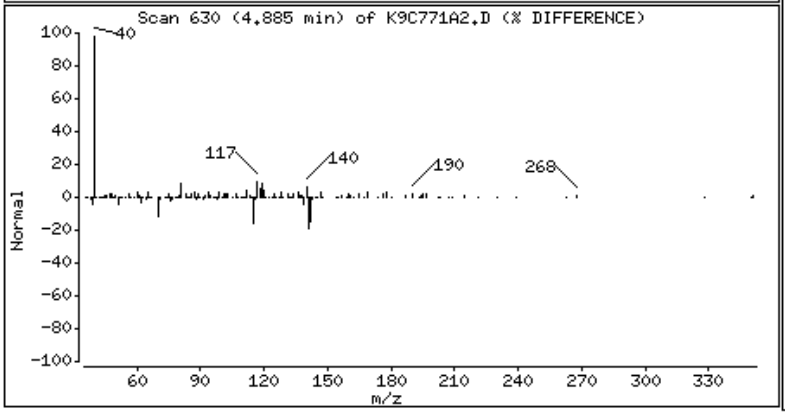

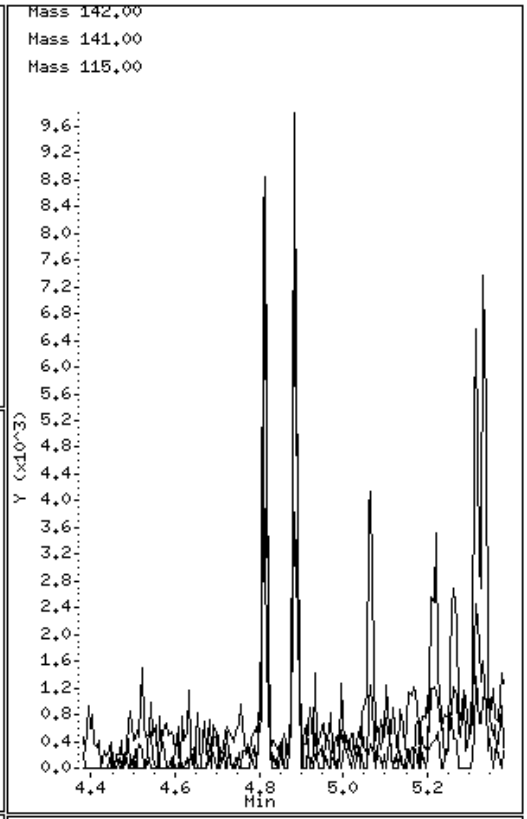

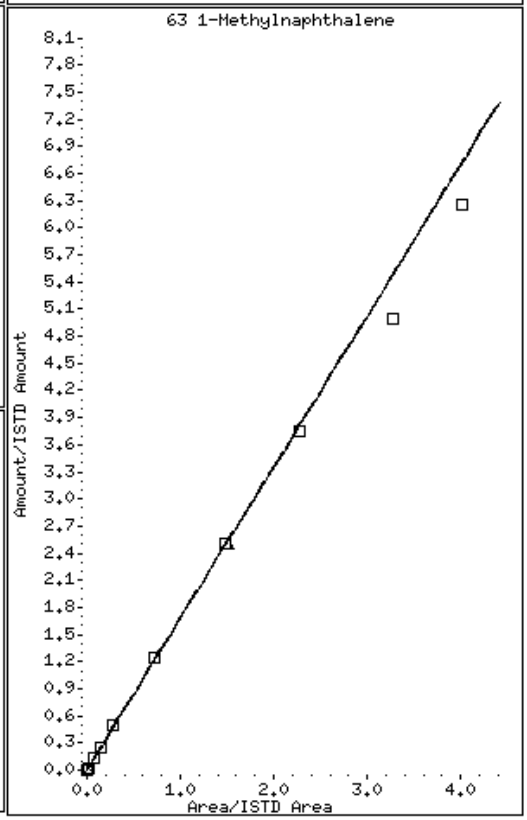

115 Phenanthrene

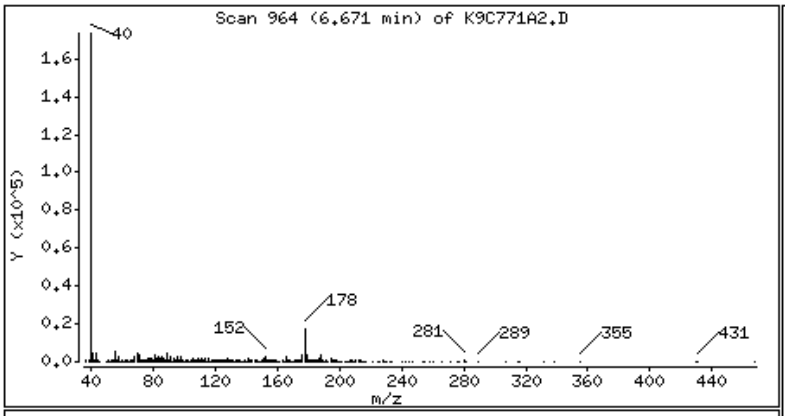

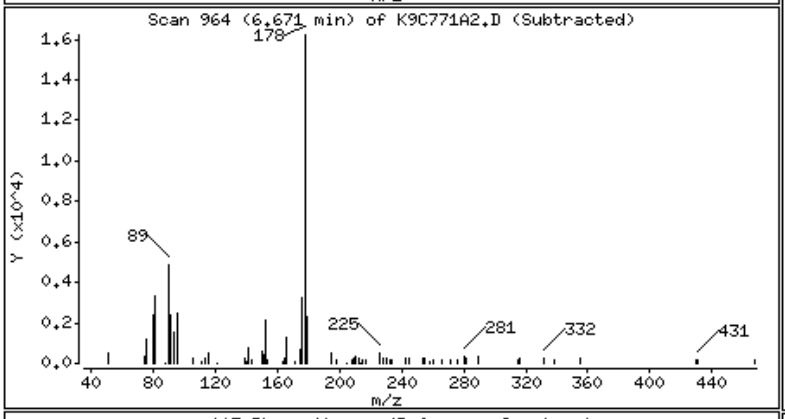

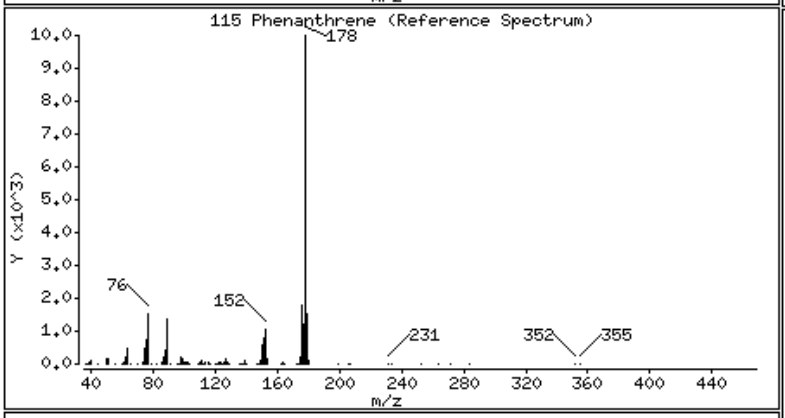

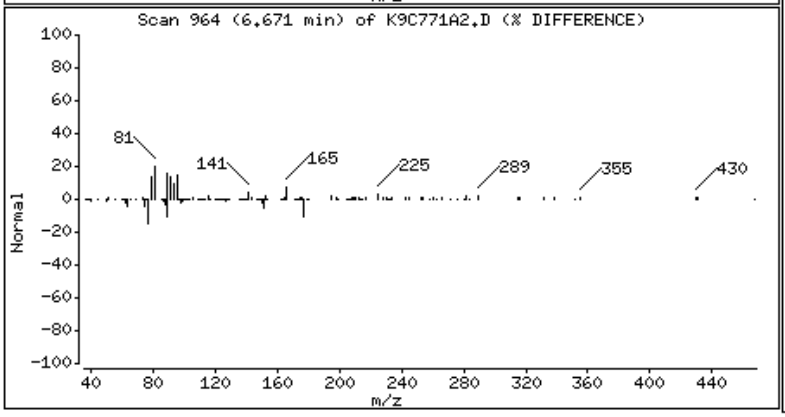

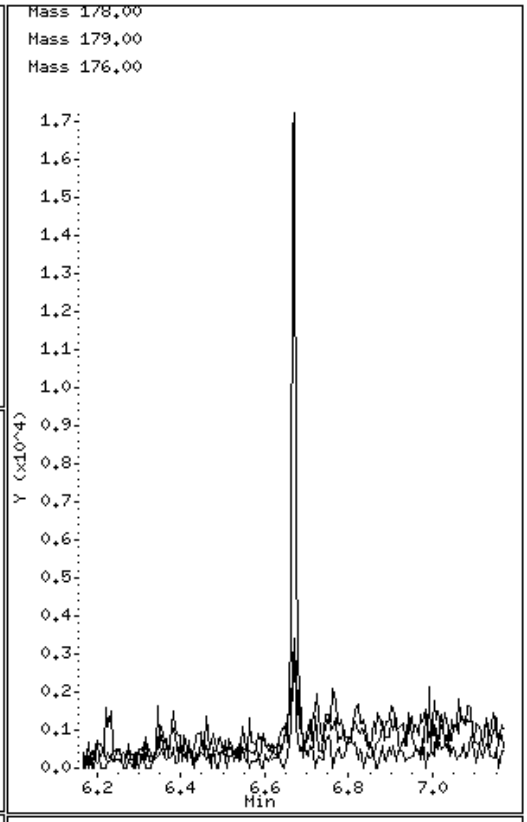

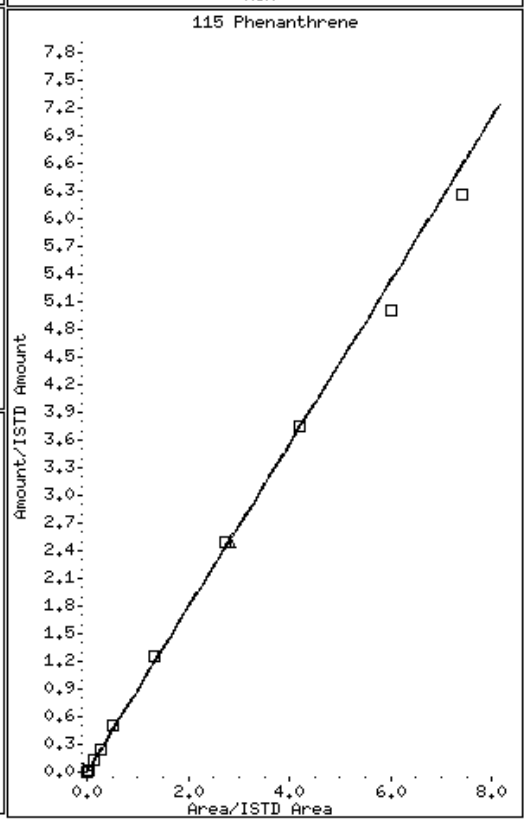

125 Pyrene

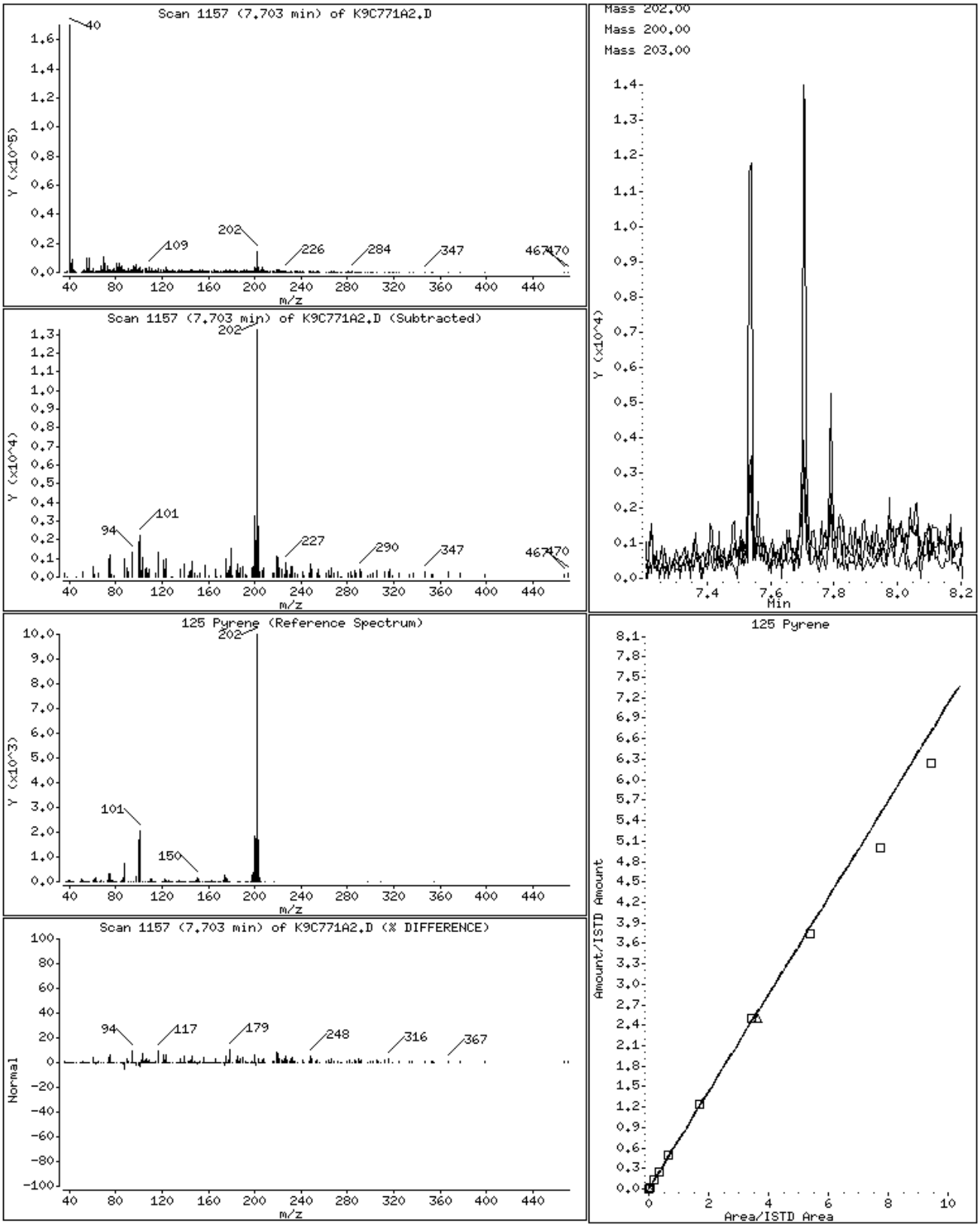
Scan 1157 (7.703 min) of K9C771A2.D
Y (x10^5)
m/z
Scan 1157 (7.703 min) of K9C771A2.D (Subtracted)
Y (x10^4)
m/z
125 Pyrene (Reference Spectrum)
Y (x10^3)
m/z
Scan 1157 (7.703 min) of K9C771A2.D (% DIFFERENCE)
Normal
m/z
Mass 202.00
Mass 200.00
Mass 203.00
Y (x10^4)
Min
125 Pyrene
Amount/ISTD Amount
Area/ISTD Area

139 bis(2-ethylhexyl)Phthalate

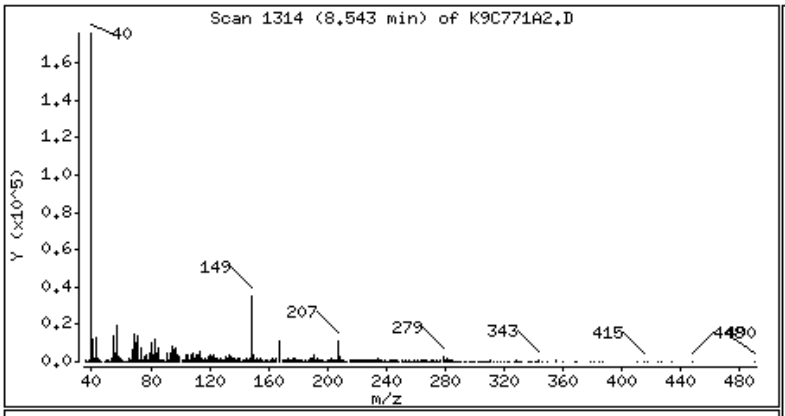

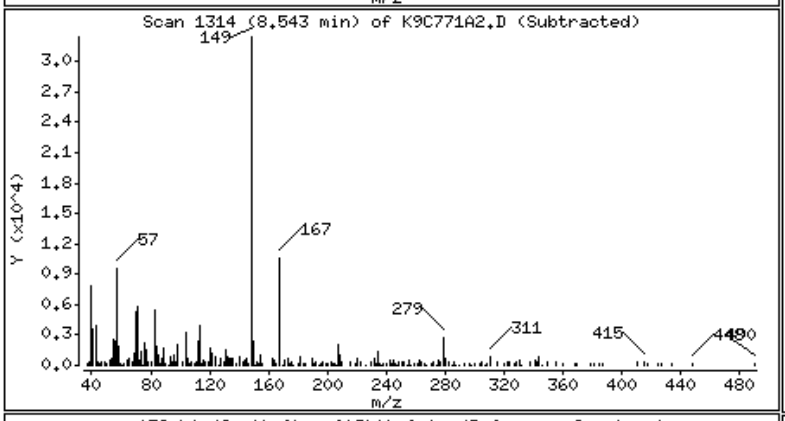

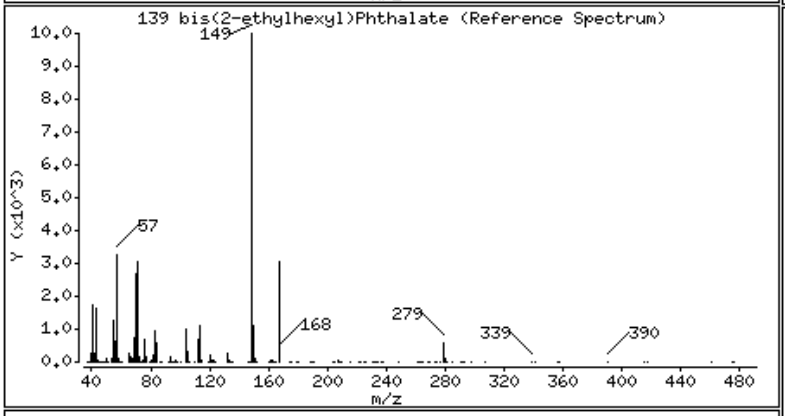

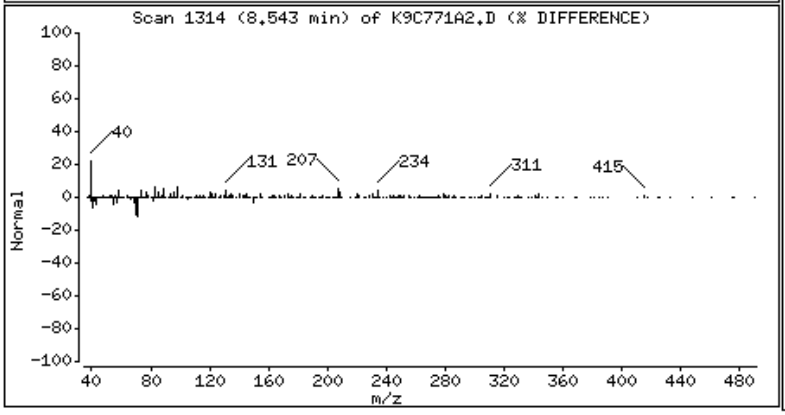

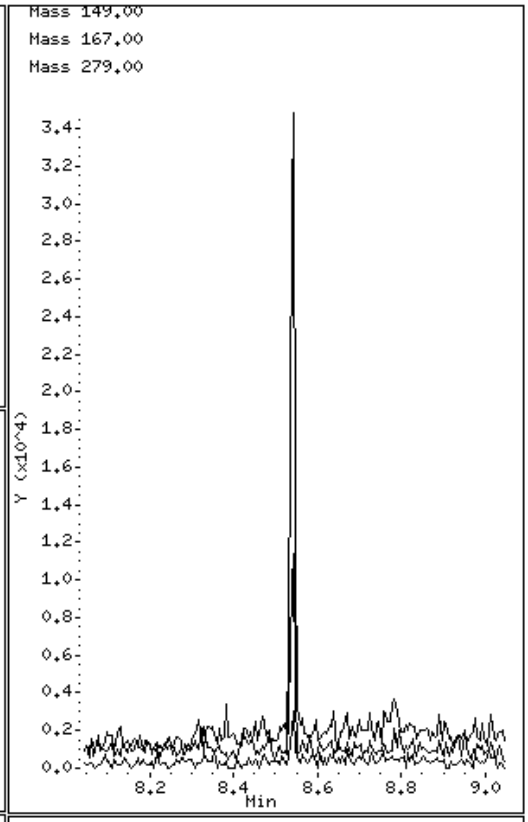

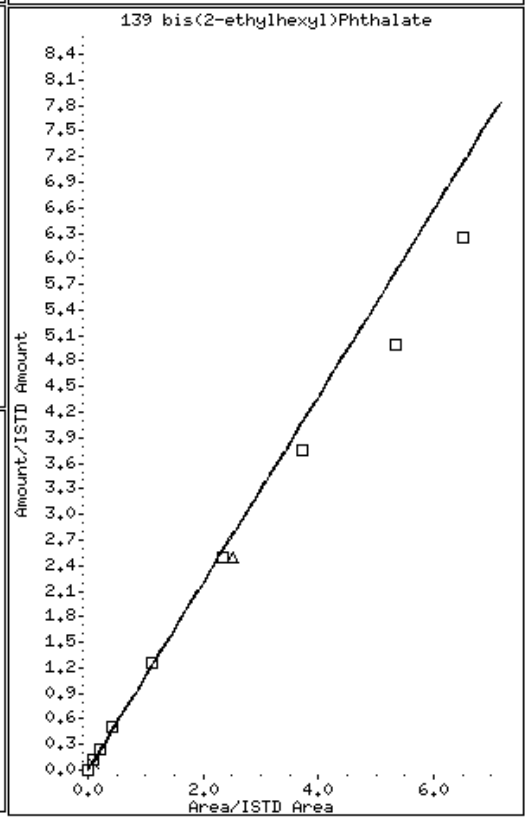

151 Benzo(g,h,i)perylene

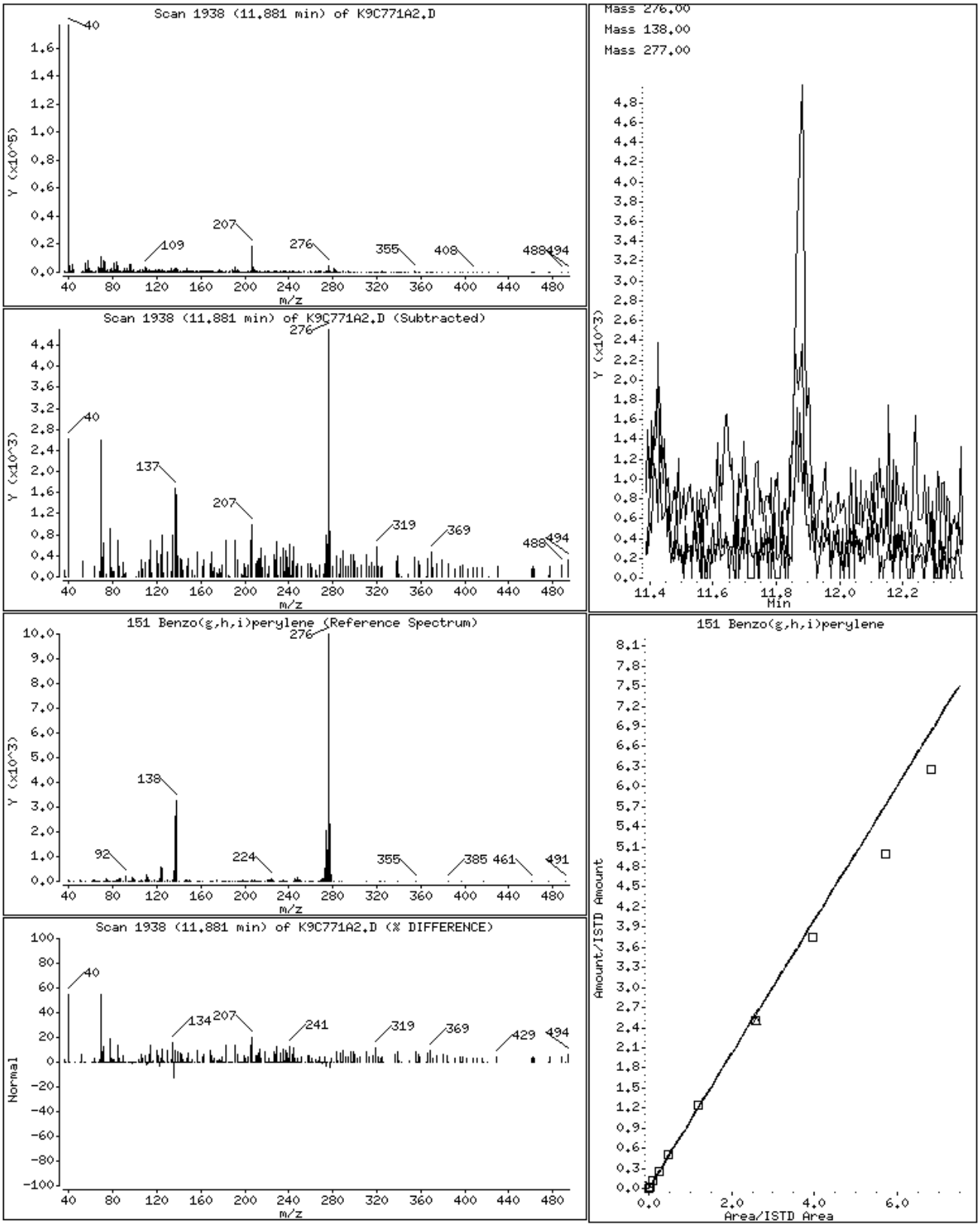

Science Applications International Corp

Client Sample ID: SCFmw-006-0014-WS

TCLP GC/MS Semivolatiles

Lot-Sample #...: A9C310174-012 **Work Order #...:** K9C771CE **Matrix.....:** SO
Date Sampled...: 03/27/09 16:00 **Date Received..:** 03/28/09
Leach Date.....: 04/01/09 **Prep Date.....:** 04/02/09 **Analysis Date..:** 04/07/09
Leach Batch #..: P909113 **Prep Batch #...:** 9092036
Dilution Factor: 1 **Initial Wgt/Vol:** 250 mL **Final Wgt/Vol..:** 2 mL
% Moisture.....: 19 **Method.....:** SW846 8270C

PARAMETER	RESULT	REPORTING LIMIT	UNITS
o-Cresol	ND	0.0040	mg/L
m-Cresol & p-Cresol	ND	0.040	mg/L
1,4-Dichlorobenzene	ND	0.0040	mg/L
2,4-Dinitrotoluene	ND	0.020	mg/L
Hexachlorobenzene	ND	0.020	mg/L
Hexachlorobutadiene	ND	0.020	mg/L
Hexachloroethane	ND	0.020	mg/L
Nitrobenzene	ND	0.0040	mg/L
Pentachlorophenol	ND	0.040	mg/L
Pyridine	ND	0.020	mg/L
2,4,5-Trichloro-phenol	ND	0.020	mg/L
2,4,6-Trichloro-phenol	ND	0.020	mg/L

SURROGATE	PERCENT RECOVERY	RECOVERY LIMITS
Nitrobenzene-d5	61	(29 - 111)
2-Fluorobiphenyl	58	(22 - 110)
Terphenyl-d14	88	(40 - 119)
Phenol-d5	52	(10 - 110)
2-Fluorophenol	32	(10 - 110)
2,4,6-Tribromophenol	51	(17 - 117)

NOTE(S):

Analysis performed in accordance with USEPA Toxicity Characteristic Leaching Procedure Method 1311

TestAmerica North Canton

Semivolatile REPORT SW-846 Method 8270

Data file : \\cansvr11\dd\chem\MSS\a4hp7.i\90407a.b\K9C771CE.D
Lab Smp Id: k9c771ce Client Smp ID: SCFmw-006-0014-WS
Inj Date : 07-APR-2009 17:26
Operator : 001710 Inst ID: a4hp7.i
Smp Info : k9c771ce,90407a.b,8270C-625,8-tclp.sub
Misc Info :
Comment   :
Method   : \\cansvr11\dd\chem\MSS\a4hp7.i\90407a.b\8270C-625.m
Meth Date : 08-Apr-2009 12:42 gruberj Quant Type: ISTD
Cal Date : 01-APR-2009 17:51 Cal File: 7SMH0401.D
Als bottle: 90
Dil Factor: 1.00000
Integrator: HP RTE Compound Sublist: 8-tclp.sub
Target Version: 4.14
Processing Host: CANPMSSV01

Concentration Formula: Amt * DF * Uf * Vt/(Vo * Vi) * .001 * CpndVariable

Name	Value	Description
DF	1.000	Dilution Factor
Uf	1.000	ng unit correction factor
Vt	2000.000	Volume of final extract (uL)
Vo	250.000	Volume of sample extracted (mL)
Vi	0.50000	Volume injected (uL)
Cpnd Variable		Local Compound Variable

	Compounds	QUANT SIG MASS	RT	EXP RT	REL RT	RESPONSE	CONCENTRATIONS ON-COLUMN (NG)	FINAL (mg/L)	
*	1 1,4-Dichlorobenzene-d4	152	3.419	3.424	(1.000)	180984	2.00000		(Q)
*	2 Naphthalene-d8	136	4.312	4.312	(1.000)	718045	2.00000		
*	3 Acenaphthene-d10	164	5.574	5.574	(1.000)	354776	2.00000		
*	4 Phenanthrene-d10	188	6.654	6.654	(1.000)	615968	2.00000		
*	5 Chrysene-d12	240	8.596	8.596	(1.000)	505053	2.00000		
*	6 Perylene-d12	264	9.960	9.954	(1.000)	485899	2.00000		
	9 Pyridine	79	Compound Not Detected.						
	27 1,4-Dichlorobenzene	146	Compound Not Detected.						
M	195 Cresols, total	100	Compound Not Detected.						
	30 2-Methylphenol	108	Compound Not Detected.						
	192 4-Methylphenol	108	Compound Not Detected.						
	193 3-Methylphenol	108	Compound Not Detected.						
	34 Hexachloroethane	117	Compound Not Detected.						
	35 Nitrobenzene	77	Compound Not Detected.						
	56 Hexachlorobutadiene	225	Compound Not Detected.						
	66 2,4,6-Trichlorophenol	196	Compound Not Detected.						
	67 2,4,5-Trichlorophenol	196	Compound Not Detected.						
	87 2,4-Dinitrotoluene	165	Compound Not Detected.						

107	Hexachlorobenzene	284	Compound Not Detected.
111	Pentachlorophenol	266	Compound Not Detected.

Compounds	QUANT SIG MASS	RT	EXP RT	REL RT	RESPONSE	CONCENTRATIONS ON-COLUMN (NG)	CONCENTRATIONS FINAL (mg/L)
$ 154 Nitrobenzene-d5	82	3.798	3.798	(0.881)	578849	3.04329	0.048692
$ 155 2-Fluorobiphenyl	172	5.066	5.071	(0.909)	624472	2.89852	0.046376
$ 156 Terphenyl-d14	244	7.794	7.794	(0.907)	906024	4.37507	0.070001
$ 157 Phenol-d5	99	3.130	3.135	(0.916)	727440	3.86796	0.061887
$ 158 2-Fluorophenol	112	2.557	2.563	(0.748)	290592	2.36877	0.037900
$ 159 2,4,6-Tribromophenol	330	6.146	6.146	(1.103)	71224	3.83038	0.061286(Q)
$ 186 2-Chlorophenol-d4	132	3.269	3.269	(0.956)	437020	4.18411	0.066946
$ 187 1,2-Dichlorobenzene-d4	152	3.531	3.531	(1.033)	186715	2.60745	0.041719

QC Flag Legend

Q - Qualifier signal failed the ratio test.

TestAmerica North Canton

INTERNAL STANDARD COMPOUNDS
AREA AND RT SUMMARY

Instrument ID: a4hp7.i
Lab File ID: K9C771CE.D
Lab Smp Id: k9c771ce
Analysis Type: SV
Quant Type: ISTD
Operator: 001710
Method File: \\cansvr11\dd\chem\MSS\a4hp7.i\90407a.b\8270C-625.m
Misc Info:

Calibration Date: 07-APR-2009
Calibration Time: 09:18
Client Smp ID: SCFmw-006-0014-WS
Level: MED
Sample Type: WATER

		AREA LIMIT			
COMPOUND	STANDARD	LOWER	UPPER	SAMPLE	%DIFF
1 1,4-Dichlorobenze	157181	78591	314362	180984	15.14
2 Naphthalene-d8	660718	330359	1321436	718045	8.68
3 Acenaphthene-d10	345944	172972	691888	354776	2.55
4 Phenanthrene-d10	563199	281600	1126398	615968	9.37
5 Chrysene-d12	465162	232581	930324	505053	8.58
6 Perylene-d12	429707	214854	859414	485899	13.08

		RT LIMIT			
COMPOUND	STANDARD	LOWER	UPPER	SAMPLE	%DIFF
1 1,4-Dichlorobenze	3.42	2.92	3.92	3.42	-0.15
2 Naphthalene-d8	4.31	3.81	4.81	4.31	0.00
3 Acenaphthene-d10	5.57	5.07	6.07	5.57	0.00
4 Phenanthrene-d10	6.65	6.15	7.15	6.65	0.00
5 Chrysene-d12	8.60	8.10	9.10	8.60	0.00
6 Perylene-d12	9.95	9.45	10.45	9.96	0.05

AREA UPPER LIMIT = +100% of internal standard area.
AREA LOWER LIMIT = - 50% of internal standard area.
RT UPPER LIMIT = + 0.50 minutes of internal standard RT.
RT LOWER LIMIT = - 0.50 minutes of internal standard RT.

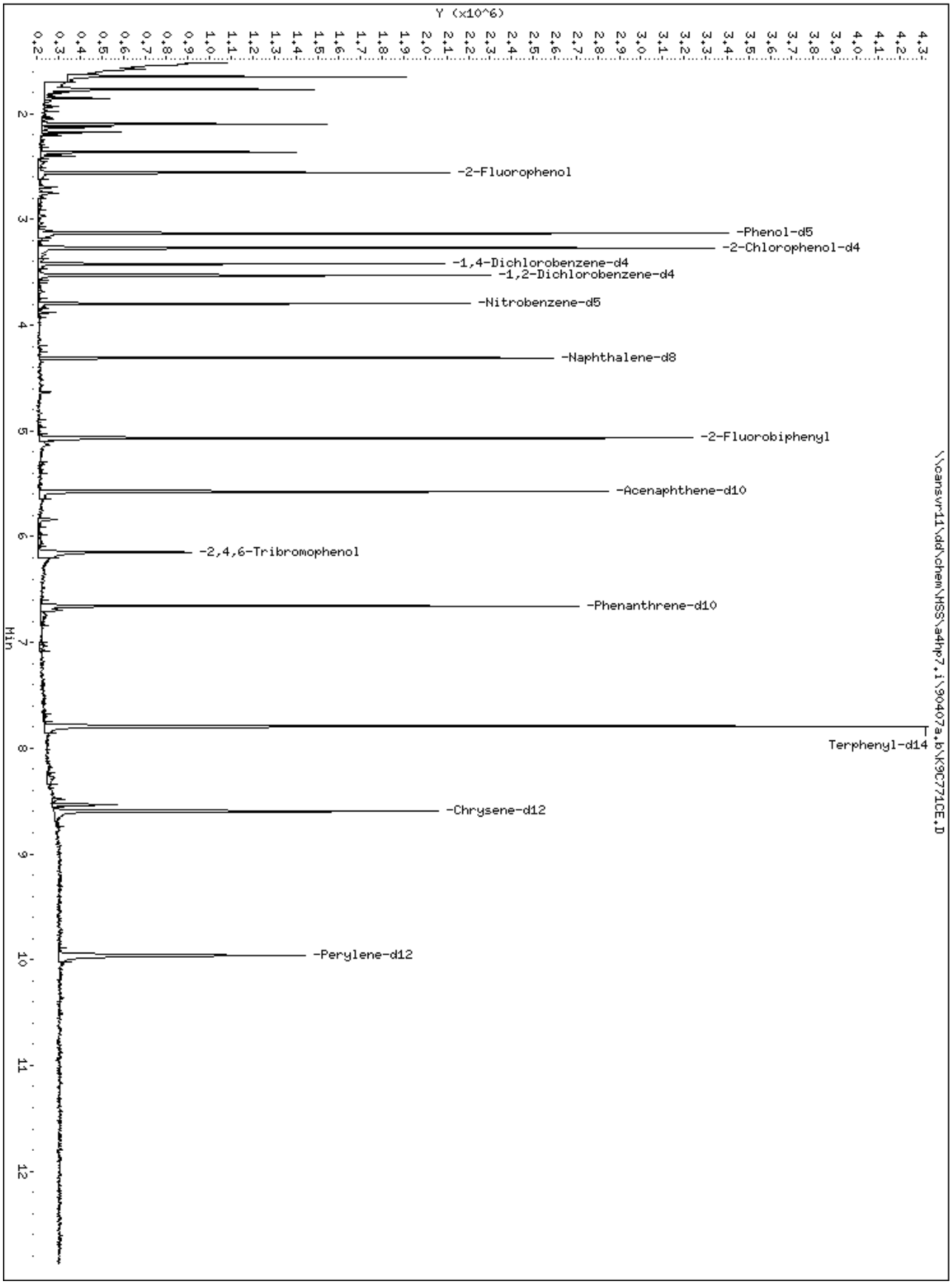
Y (x10^6)
Min
-2-Fluorophenol
-Phenol-d5
-2-Chlorophenol-d4
-1,4-Dichlorobenzene-d4
-1,2-Dichlorobenzene-d4
-Nitrobenzene-d5
-Naphthalene-d8
-2-Fluorobiphenyl
-Acenaphthene-d10
-2,4,6-Tribromophenol
-Phenanthrene-d10
Terphenyl-d14
-Chrysene-d12
-Perylene-d12
\\cansvr11\dd\chem\HSS\a4hp7.i\90407a.b\K9C771CE.D

TestAmerica
THE LEADER IN ENVIRONMENTAL TESTING

STANDARD DATA

Report Date: 02-Apr-2009 06:53

Calibration History

Method : \\cansvr11\dd\chem\MSS\a4hp7.i\90401a.b\8270C-625.m
Start Cal Date: 01-APR-2009 15:12
End Cal Date : 01-APR-2009 17:51
Last Cal Level: 2
Last Cal Type : Initial Calibration

Initial Calibration

Injection Date	Sublist	Calibration File
Cal Level: 1 , Cal Amount: 0.05000		
01-APR-2009 16:31	pah	\\cansvr11\dd\chem\MSS\a4hp7.i\90401a.b\7SLL0401.D
Cal Level: 2 , Cal Amount: 0.25000		
01-APR-2009 16:11	1-827042d	\\cansvr11\dd\chem\MSS\a4hp7.i\90401a.b\7SL0401.D
Cal Level: 3 , Cal Amount: 0.50000		
01-APR-2009 15:51	1-827042d	\\cansvr11\dd\chem\MSS\a4hp7.i\90401a.b\7SML0401.D
Cal Level: 4 , Cal Amount: 1.00000		
01-APR-2009 15:31	1-827042d	\\cansvr11\dd\chem\MSS\a4hp7.i\90401a.b\7SM0401.D
Cal Level: 5 , Cal Amount: 2.50000		
01-APR-2009 15:12	1-827042d	\\cansvr11\dd\chem\MSS\a4hp7.i\90401a.b\7SMM0401.D
Cal Level: 6 , Cal Amount: 5.00000		
01-APR-2009 17:51	1-827042d	\\cansvr11\dd\chem\MSS\a4hp7.i\90401a.b\7SMH0401.D
Cal Level: 7 , Cal Amount: 7.50000		
01-APR-2009 17:31	1-827042d	\\cansvr11\dd\chem\MSS\a4hp7.i\90401a.b\7SH0401.D
Cal Level: 8 , Cal Amount: 10.00000		

01-APR-2009 17:11	1-827042d	
\\cansvr11\dd\chem\MSS\a4hp7.i\90401a.b\7SHH0401.D		

Cal Level: 9 , Cal Amount: 12.50000		
01-APR-2009 16:51	1-827042d	
\\cansvr11\dd\chem\MSS\a4hp7.i\90401a.b\7HHH0401.D		

Continuing Calibration
Ccal Level Mode: GLOBAL LEVEL 6

01-APR-2009 18:11	1-827042d	
\\cansvr11\dd\chem\MSS\a4hp7.i\90401a.b\ICVTCL.D		
01-APR-2009 17:51	1-827042d	
\\cansvr11\dd\chem\MSS\a4hp7.i\90401a.b\7SMH0401.D		

TestAmerica North Canton

INITIAL CALIBRATION DATA

Start Cal Date : 01-APR-2009 15:12
End Cal Date : 01-APR-2009 17:51
Quant Method : ISTD
Origin : Disabled
Target Version : 4.14
Integrator : HP RTE
Method file : \\cansvr11\dd\chem\MSS\a4hp7.i\90401a.b\8270C-625.m
Last Edit : 01-Apr-2009 18:23 gruberj
Curve Type : Average

Calibration File Names:
Level 1: \\cansvr11\dd\chem\MSS\a4hp7.i\90401a.b\7SLL0401.D
Level 2: \\cansvr11\dd\chem\MSS\a4hp7.i\90401a.b\7SL0401.D
Level 3: \\cansvr11\dd\chem\MSS\a4hp7.i\90401a.b\7SML0401.D
Level 4: \\cansvr11\dd\chem\MSS\a4hp7.i\90401a.b\7SM0401.D
Level 5: \\cansvr11\dd\chem\MSS\a4hp7.i\90401a.b\7SMM0401.D
Level 6: \\cansvr11\dd\chem\MSS\a4hp7.i\90401a.b\7SMH0401.D
Level 7: \\cansvr11\dd\chem\MSS\a4hp7.i\90401a.b\7SH0401.D
Level 8: \\cansvr11\dd\chem\MSS\a4hp7.i\90401a.b\7SHH0401.D
Level 9: \\cansvr11\dd\chem\MSS\a4hp7.i\90401a.b\7HHH0401.D

Compound	0.05000 Level 1	0.25000 Level 2	0.50000 Level 3	1.000 Level 4	2.500 Level 5	5.000 Level 6	RRF	% RSD	
	7.500 Level 7	10.000 Level 8	12.500 Level 9						
198 1,4-Dioxane	+++++	0.55874	0.62325	0.58994	0.59389	0.61730			
	0.61164	0.66108	0.65278				0.61358	5.461	<-
7 N-Nitrosomorpholine	+++++	+++++	+++++	+++++	+++++	+++++			
	+++++	+++++	+++++				+++++	+++++	<-
8 Ethyl methanesulfonate	+++++	+++++	+++++	+++++	+++++	+++++			
	+++++	+++++	+++++				+++++	+++++	<-
9 Pyridine	+++++	1.56423	1.76160	1.61054	1.82652	1.91824			
	1.93247	2.06384	2.04072				1.83977	10.067	<-
10 N-Nitrosodimethylamine	+++++	0.87025	0.99183	0.90756	0.94514	1.01522			
	1.03935	1.09246	1.07274				0.99182	7.952	<-
11 Ethyl methacrylate	+++++	1.54273	1.57418	1.51799	1.59527	1.66532			
	1.64697	1.80394	1.78390				1.64129	6.470	<-
12 3-Chloropropionitrile	+++++	0.62254	0.67339	0.64380	0.66655	0.70554			
	0.73149	0.75425	0.74395				0.69269	7.000	<-
13 Malononitrile	+++++	1.73052	1.92288	1.87078	1.89923	2.02359			
	2.04966	2.15068	2.05041				1.96222	6.735	<-

TestAmerica North Canton

INITIAL CALIBRATION DATA

Start Cal Date : 01-APR-2009 15:12
End Cal Date : 01-APR-2009 17:51
Quant Method : ISTD
Origin : Disabled
Target Version : 4.14
Integrator : HP RTE
Method file : \\cansvr11\dd\chem\MSS\a4hp7.i\90401a.b\8270C-625.m
Last Edit : 01-Apr-2009 18:23 gruberj
Curve Type : Average

Compound	0.05000 Level 1	0.25000 Level 2	0.50000 Level 3	1.000 Level 4	2.500 Level 5	5.000 Level 6	RRF	% RSD	
	7.500 Level 7	10.000 Level 8	12.500 Level 9						
14 2-Picoline	+++++	+++++	+++++	+++++	+++++	+++++			
	+++++	+++++	+++++				+++++	+++++	<-
15 N-Nitrosomethylethylamine	+++++	+++++	+++++	+++++	+++++	+++++			
	+++++	+++++	+++++				+++++	+++++	<-
16 Methyl methanesulfonate	+++++	+++++	+++++	+++++	+++++	+++++			
	+++++	+++++	+++++				+++++	+++++	<-
18 1,3-Dichloro-2-propanol	+++++	+++++	+++++	+++++	+++++	+++++			
	+++++	+++++	+++++				+++++	+++++	<-
19 N-Nitrosodiethylamine	+++++	+++++	+++++	+++++	+++++	+++++			
	+++++	+++++	+++++				+++++	+++++	<-
21 Aniline	+++++	2.37178	2.58751	2.53400	2.60216	3.00031			
	2.88940	2.96847	3.07371				2.75342	9.436	<-
22 Phenol	+++++	2.25941	2.24365	2.14662	2.28025	2.35028			
	2.42504	2.53359	2.50081				2.34246	5.759	<-
23 bis(2-Chloroethyl)ether	1.98460	1.59130	1.76380	1.73238	1.67779	1.75118			
	1.93162	2.07406	2.00874				1.83505	9.155	
24 2-Chlorophenol	+++++	1.21263	1.32825	1.21400	1.26620	1.34852			
	1.36378	1.43966	1.41590				1.32362	6.503	<-
25 Pentachloroethane	+++++	+++++	+++++	+++++	+++++	+++++			
	+++++	+++++	+++++				+++++	+++++	<-
26 1,3-Dichlorobenzene	+++++	1.16993	1.25705	1.26843	1.30040	1.33680			
	1.33889	1.41202	1.40846				1.31150	6.173	<-

TestAmerica North Canton

INITIAL CALIBRATION DATA

Start Cal Date : 01-APR-2009 15:12
End Cal Date : 01-APR-2009 17:51
Quant Method : ISTD
Origin : Disabled
Target Version : 4.14
Integrator : HP RTE
Method file : \\cansvr11\dd\chem\MSS\a4hp7.i\90401a.b\8270C-625.m
Last Edit : 01-Apr-2009 18:23 gruberj
Curve Type : Average

Compound	0.05000 Level 1	0.25000 Level 2	0.50000 Level 3	1.000 Level 4	2.500 Level 5	5.000 Level 6	RRF	% RSD	
	7.500 Level 7	10.000 Level 8	12.500 Level 9						
27 1,4-Dichlorobenzene	+++++	1.13090	1.17371	1.12316	1.22776	1.19910			
	1.21509	1.30456	1.26204				1.20454	5.155	<-
28 1,2-Dichlorobenzene	+++++	1.22115	1.21240	1.17308	1.20202	1.27245			
	1.28390	1.35417	1.34728				1.25831	5.363	<-
29 Benzyl Alcohol	+++++	0.84623	0.93535	0.92848	0.96066	1.00378			
	1.05876	1.11572	1.09307				0.99276	9.294	<-
30 2-Methylphenol	+++++	1.32116	1.42050	1.42287	1.46609	1.52059			
	1.57172	1.60976	1.60320				1.49199	6.852	<-
31 bis(2-Chloroisopropyl)ether	+++++	1.13478	1.23456	1.15820	1.19764	1.29468			
	1.30770	1.36356	1.34583				1.25462	6.864	<-
32 N-Nitroso-di-n-propylamine	+++++	1.35582	1.44843	1.38376	1.44818	1.57097			
	1.57049	1.64035	1.61940				1.50467	7.255	<-
M 195 Cresols, total	+++++	2.72838	2.91980	2.89170	3.01931	3.20898			
	3.25798	3.38184	3.34589				3.09423	7.696	<-
192 4-Methylphenol	+++++	1.40722	1.49930	1.46883	1.55322	1.68839			
	1.68626	1.77207	1.74269				1.60225	8.567	<-
193 3-Methylphenol	+++++	+++++	+++++	+++++	+++++	+++++			
	+++++	+++++	+++++				+++++	+++++	<-
34 Hexachloroethane	+++++	0.55604	0.57537	0.53406	0.57416	0.60280			
	0.59862	0.62685	0.62407				0.58650	5.546	<-
35 Nitrobenzene	0.61398	0.49676	0.52549	0.49319	0.51351	0.53107			
	0.53063	0.57309	0.56443				0.53802	7.279	

TestAmerica North Canton

INITIAL CALIBRATION DATA

Start Cal Date : 01-APR-2009 15:12
End Cal Date : 01-APR-2009 17:51
Quant Method : ISTD
Origin : Disabled
Target Version : 4.14
Integrator : HP RTE
Method file : \\cansvr11\dd\chem\MSS\a4hp7.i\90401a.b\8270C-625.m
Last Edit : 01-Apr-2009 18:23 gruberj
Curve Type : Average

Compound	0.05000 Level 1	0.25000 Level 2	0.50000 Level 3	1.000 Level 4	2.500 Level 5	5.000 Level 6	RRF	% RSD	
	7.500 Level 7	10.000 Level 8	12.500 Level 9						
36 N-Nitrosopyrrolidine	+++++	+++++	+++++	+++++	+++++	+++++			
	+++++	+++++	+++++				+++++	+++++	<-
37 Acetophenone	+++++	2.14668	2.26033	2.15246	2.29706	2.36789			
	2.39248	2.49681	2.45390				2.32095	5.616	<-
39 o-Toluidine	+++++	+++++	+++++	+++++	+++++	+++++			
	+++++	+++++	+++++				+++++	+++++	<-
40 N-Nitrosopiperidine	+++++	+++++	+++++	+++++	+++++	+++++			
	+++++	+++++	+++++				+++++	+++++	<-
41 Isophorone	+++++	0.82496	0.91389	0.87833	0.93121	0.97484			
	0.98599	1.07042	1.04034				0.95250	8.598	<-
42 2-Nitrophenol	+++++	0.14949	0.16624	0.15495	0.16784	0.18220			
	0.18739	0.19991	0.19813				0.17577	10.830	<-
43 2,4-Dimethylphenol	+++++	0.40149	0.45278	0.41907	0.43993	0.44641			
	0.44739	0.48862	0.47484				0.44632	6.246	<-
44 bis(2-Chloroethoxy)methane	+++++	0.46906	0.49491	0.46463	0.48971	0.51376			
	0.50991	0.55296	0.55037				0.50566	6.564	<-
45 O,O,O-Triethyl phosphorothioa	+++++	+++++	+++++	+++++	+++++	+++++			
	+++++	+++++	+++++				+++++	+++++	<-
46 2,4-Toluenediamene	+++++	0.13264	0.14816	0.12434	0.10889	0.10660			
	0.11386	0.09908	+++++				0.11908	14.317	<-
47 1,3,5-Trichlorobenzene	+++++	0.34283	0.32303	0.29882	0.32346	0.28874			
	0.29763	0.31388	0.32452				0.31411	5.707	<-

TestAmerica North Canton

INITIAL CALIBRATION DATA

Start Cal Date : 01-APR-2009 15:12
End Cal Date : 01-APR-2009 17:51
Quant Method : ISTD
Origin : Disabled
Target Version : 4.14
Integrator : HP RTE
Method file : \\cansvr11\dd\chem\MSS\a4hp7.i\90401a.b\8270C-625.m
Last Edit : 01-Apr-2009 18:23 gruberj
Curve Type : Average

Compound	0.05000 Level 1	0.25000 Level 2	0.50000 Level 3	1.000 Level 4	2.500 Level 5	5.000 Level 6	RRF	% RSD	
	7.500 Level 7	10.000 Level 8	12.500 Level 9						
48 2,4-Dichlorophenol	+++++	0.19016	0.24860	0.22519	0.23690	0.24932			
	0.24931	0.27068	0.26461				0.24185	10.461	<-
49 Benzoic Acid	+++++	+++++	0.12050	0.14385	0.19715	0.21980			
	0.22497	0.25274	0.26175				0.20297	26.248	<-
50 1,2,4-Trichlorobenzene	+++++	0.26310	0.27311	0.25129	0.27222	0.27295			
	0.27620	0.29578	0.28660				0.27391	4.933	<-
51 Naphthalene	1.10976	0.92385	0.95311	0.86660	0.92892	0.96518			
	0.96352	1.03693	1.02570				0.97484	7.412	
52 4-Chloroaniline	+++++	0.35726	0.41734	0.40354	0.38557	0.41589			
	0.43002	0.47682	0.42015				0.41333	8.376	<-
53 a,a-Dimethyl-phenethylamine	+++++	+++++	+++++	+++++	+++++	+++++			
	+++++	+++++	+++++				+++++	+++++	<-
54 2,6-Dichlorophenol	+++++	+++++	+++++	+++++	+++++	+++++			
	+++++	+++++	+++++				+++++	+++++	<-
55 Hexachloropropene	+++++	+++++	+++++	+++++	+++++	+++++			
	+++++	+++++	+++++				+++++	+++++	<-
56 Hexachlorobutadiene	0.18376	0.12755	0.15121	0.13474	0.13744	0.13911			
	0.13904	0.15012	0.14877				0.14575	11.152	
57 1,2,3-Trichlorobenzene	+++++	0.22656	0.24300	0.23591	0.24372	0.25117			
	0.25273	0.27740	0.26759				0.24976	6.605	<-
58 N-Nitrosodi-n-butylamine	+++++	+++++	+++++	+++++	+++++	+++++			
	+++++	+++++	+++++				+++++	+++++	<-

TestAmerica North Canton

INITIAL CALIBRATION DATA

Start Cal Date : 01-APR-2009 15:12
End Cal Date : 01-APR-2009 17:51
Quant Method : ISTD
Origin : Disabled
Target Version : 4.14
Integrator : HP RTE
Method file : \\cansvr11\dd\chem\MSS\a4hp7.i\90401a.b\8270C-625.m
Last Edit : 01-Apr-2009 18:23 gruberj
Curve Type : Average

Compound	0.05000 Level 1	0.25000 Level 2	0.50000 Level 3	1.000 Level 4	2.500 Level 5	5.000 Level 6	RRF	% RSD	
	7.500 Level 7	10.000 Level 8	12.500 Level 9						
59 4-Chloro-3-Methylphenol	+++++	0.31712	0.34958	0.34428	0.37443	0.38591			
	0.39834	0.43511	0.42251				0.37841	10.655	<-
60 p-Phenylene diamine	+++++	+++++	+++++	+++++	+++++	+++++			
	+++++	+++++	+++++				+++++	+++++	<-
61 Safrole	+++++	+++++	+++++	+++++	+++++	+++++			
	+++++	+++++	+++++				+++++	+++++	<-
62 2-Methylnaphthalene	0.58835	0.47585	0.51460	0.47991	0.50116	0.52536			
	0.52620	0.56825	0.56045				0.52668	7.427	
63 1-Methylnaphthalene	0.63320	0.54825	0.58151	0.54534	0.57428	0.59507			
	0.60775	0.65475	0.64312				0.59814	6.656	
64 Hexachlorocyclopentadiene	+++++	0.26120	0.29216	0.28540	0.29904	0.33020			
	0.32068	0.35626	0.34079				0.31072	10.199	<-
65 1,2,4,5-Tetrachlorobenzene	+++++	+++++	+++++	+++++	+++++	+++++			
	+++++	+++++	+++++				+++++	+++++	<-
66 2,4,6-Trichlorophenol	+++++	0.25669	0.31850	0.30347	0.33560	0.33902			
	0.34212	0.38629	0.36963				0.33142	12.066	<-
67 2,4,5-Trichlorophenol	+++++	0.27640	0.30788	0.32788	0.36660	0.36203			
	0.36963	0.40587	0.38659				0.35036	12.274	<-
68 1,2,3,5-Tetrachlorobenzene	+++++	0.44332	0.46641	0.45397	0.47480	0.47247			
	0.46809	0.51305	0.49006				0.47277	4.528	<-
69 1,4-Dinitrobenzene	+++++	+++++	+++++	+++++	+++++	+++++			
	+++++	+++++	+++++				+++++	+++++	<-

TestAmerica North Canton

INITIAL CALIBRATION DATA

Start Cal Date : 01-APR-2009 15:12
End Cal Date : 01-APR-2009 17:51
Quant Method : ISTD
Origin : Disabled
Target Version : 4.14
Integrator : HP RTE
Method file : \\cansvr11\dd\chem\MSS\a4hp7.i\90401a.b\8270C-625.m
Last Edit : 01-Apr-2009 18:23 gruberj
Curve Type : Average

Compound	0.05000 Level 1	0.25000 Level 2	0.50000 Level 3	1.000 Level 4	2.500 Level 5	5.000 Level 6	RRF	% RSD	
	7.500 Level 7	10.000 Level 8	12.500 Level 9						
70 2-Chloronaphthalene	1.14002	0.97006	1.01078	0.94608	0.98925	1.03711			
	1.01963	1.12851	1.07518				1.03518	6.519	
71 Isosafrole 1	+++++	+++++	+++++	+++++	+++++	+++++			
	+++++	+++++	+++++				+++++	+++++	<-
M 188 Isosafrole, Total	+++++	+++++	+++++	+++++	+++++	+++++			
	+++++	+++++	+++++				+++++	+++++	<-
72 Isosafrole 2	+++++	+++++	+++++	+++++	+++++	+++++			
	+++++	+++++	+++++				+++++	+++++	<-
73 2-Nitroaniline	+++++	0.39843	0.46521	0.46763	0.50082	0.52230			
	0.52779	0.58204	0.55604				0.50253	11.571	<-
74 1,2,3,4-Tetrachlorobenzene	+++++	0.41942	0.44028	0.42079	0.44407	0.44286			
	0.43564	0.48581	0.45337				0.44278	4.716	<-
75 1,4-Naphthoquinone	+++++	+++++	+++++	+++++	+++++	+++++			
	+++++	+++++	+++++				+++++	+++++	<-
76 Dimethylphthalate	+++++	1.04940	1.13226	1.10394	1.16973	1.21737			
	1.21199	1.35195	1.26528				1.18774	8.051	<-
77 m-Dinitrobenzene	+++++	+++++	+++++	+++++	+++++	+++++			
	+++++	+++++	+++++				+++++	+++++	<-
78 2,6-Dinitrotoluene	+++++	0.21397	0.24611	0.24326	0.27978	0.29584			
	0.29835	0.32837	0.31597				0.27771	14.299	<-
79 Acenaphthylene	1.90779	1.50966	1.68356	1.60960	1.69210	1.77897			
	1.76387	1.96239	1.84992				1.75087	8.234	

TestAmerica North Canton

INITIAL CALIBRATION DATA

Start Cal Date : 01-APR-2009 15:12
End Cal Date : 01-APR-2009 17:51
Quant Method : ISTD
Origin : Disabled
Target Version : 4.14
Integrator : HP RTE
Method file : \\cansvr11\dd\chem\MSS\a4hp7.i\90401a.b\8270C-625.m
Last Edit : 01-Apr-2009 18:23 gruberj
Curve Type : Average

Compound	0.05000 Level 1	0.25000 Level 2	0.50000 Level 3	1.000 Level 4	2.500 Level 5	5.000 Level 6	___ RRF	% RSD	
	7.500 Level 7	10.000 Level 8	12.500 Level 9						
80 1,2-Dinitrobenzene	+++++	0.11741	0.12472	0.11849	0.13377	0.13731			
	0.14528	0.15916	0.15103				0.13589	11.244	<-
81 3-Nitroaniline	+++++	0.24160	0.26454	0.27230	0.30251	0.30332			
	0.31501	0.34925	0.33339				0.29774	12.162	<-
82 Acenaphthene	1.28453	1.05495	1.05411	0.99024	1.07965	1.09753			
	1.08854	1.19925	1.15131				1.11112	7.933	
83 2,4-Dinitrophenol	+++++	+++++	0.14833	0.16169	0.20017	0.21740			
	0.23574	0.27461	0.26956				0.21536	22.804	<-
84 Pentachlorobenzene	+++++	+++++	+++++	+++++	+++++	+++++			
	+++++	+++++	+++++				+++++	+++++	<-
85 4-Nitrophenol	+++++	+++++	0.20438	0.20083	0.25150	0.24982			
	0.23073	0.25878	0.28805				0.24058	12.897	<-
86 Dibenzofuran	1.74622	1.35529	1.47174	1.34975	1.46131	1.47534			
	1.46534	1.62227	1.55155				1.49987	8.362	
87 2,4-Dinitrotoluene	+++++	0.26318	0.31662	0.31795	0.34061	0.37290			
	0.37686	0.42101	0.39553				0.35058	14.515	<-
88 2,3,4,6-Tetrachlorophenol	+++++	+++++	+++++	+++++	+++++	+++++			
	+++++	+++++	+++++				+++++	+++++	<-
89 1-Naphthylamine	+++++	+++++	+++++	+++++	+++++	+++++			
	+++++	+++++	+++++				+++++	+++++	<-
90 Zinophos	+++++	+++++	+++++	+++++	+++++	+++++			
	+++++	+++++	+++++				+++++	+++++	<-

TestAmerica North Canton

INITIAL CALIBRATION DATA

Start Cal Date : 01-APR-2009 15:12
End Cal Date : 01-APR-2009 17:51
Quant Method : ISTD
Origin : Disabled
Target Version : 4.14
Integrator : HP RTE
Method file : \\cansvr11\dd\chem\MSS\a4hp7.i\90401a.b\8270C-625.m
Last Edit : 01-Apr-2009 18:23 gruberj
Curve Type : Average

Compound	0.05000 Level 1	0.25000 Level 2	0.50000 Level 3	1.000 Level 4	2.500 Level 5	5.000 Level 6	RRF	% RSD	
	7.500 Level 7	10.000 Level 8	12.500 Level 9						
91 2,3,5,6-Tetrachlorophenol	+++++	0.21108	0.22796	0.23626	0.26418	0.27359			
	0.27866	0.30782	0.29273				0.26154	12.823	<-
92 2-Naphthylamine	+++++	+++++	+++++	+++++	+++++	+++++			
	+++++	+++++	+++++				+++++	+++++	<-
93 Diethylphthalate	+++++	1.07043	1.19526	1.15754	1.18536	1.26262			
	1.27397	1.39673	1.33278				1.23433	8.393	<-
94 Fluorene	1.37747	1.09142	1.23269	1.10690	1.20750	1.23815			
	1.23105	1.37271	1.30909				1.24078	8.173	
95 4-Chlorophenyl-phenylether	+++++	0.51928	0.55587	0.51618	0.55916	0.57130			
	0.57552	0.63800	0.59698				0.56654	7.021	<-
96 4-Nitroaniline	+++++	0.20828	0.28316	0.26790	0.32050	0.32485			
	0.32848	0.38049	0.36841				0.31026	18.025	<-
97 5-Nitro-o-toluidine	+++++	+++++	+++++	+++++	+++++	+++++			
	+++++	+++++	+++++				+++++	+++++	<-
98 4,6-Dinitro-2-methylphenol	+++++	+++++	0.10343	0.11461	0.12833	0.15000			
	0.15772	0.17023	0.16710				0.14163	18.596	<-
99 N-Nitrosodiphenylamine	+++++	0.47376	0.53466	0.50427	0.51989	0.55307			
	0.56631	0.60365	0.58508				0.54259	7.939	<-
100 1,2-Diphenylhydrazine	+++++	1.08938	1.25619	1.16772	1.24451	1.28514			
	1.29667	1.38673	1.35817				1.26056	7.677	<-
101 Diphenylamine	+++++	0.47376	0.53466	0.50427	0.51989	0.55307			
	0.56631	0.60365	0.58508				0.54259	7.939	<-

TestAmerica North Canton

INITIAL CALIBRATION DATA

Start Cal Date : 01-APR-2009 15:12
End Cal Date : 01-APR-2009 17:51
Quant Method : ISTD
Origin : Disabled
Target Version : 4.14
Integrator : HP RTE
Method file : \\cansvr11\dd\chem\MSS\a4hp7.i\90401a.b\8270C-625.m
Last Edit : 01-Apr-2009 18:23 gruberj
Curve Type : Average

Compound	0.05000 Level 1	0.25000 Level 2	0.50000 Level 3	1.000 Level 4	2.500 Level 5	5.000 Level 6	RRF	% RSD	
	7.500 Level 7	10.000 Level 8	12.500 Level 9						
102 Tetraethyl dithiopyrophosphat	+++++	+++++	+++++	+++++	+++++	+++++			
	+++++	+++++	+++++				+++++	+++++	<-
103 Diallate 1	+++++	+++++	+++++	+++++	+++++	+++++			
	+++++	+++++	+++++				+++++	+++++	<-
M 189 Diallate, Total	+++++	+++++	+++++	+++++	+++++	+++++			
	+++++	+++++	+++++				+++++	+++++	<-
104 Phorate	+++++	+++++	+++++	+++++	+++++	+++++			
	+++++	+++++	+++++				+++++	+++++	<-
105 1,3,5-Trinitrobenzene	+++++	+++++	+++++	+++++	+++++	+++++			
	+++++	+++++	+++++				+++++	+++++	<-
106 4-Bromophenyl-phenylether	+++++	0.15295	0.16607	0.16838	0.17244	0.17611			
	0.17628	0.18937	0.18838				0.17375	6.853	<-
107 Hexachlorobenzene	0.19654	0.16443	0.16771	0.15739	0.16080	0.15980			
	0.15859	0.16948	0.16684				0.16684	7.152	
108 Phenacetin	+++++	+++++	+++++	+++++	+++++	+++++			
	+++++	+++++	+++++				+++++	+++++	<-
109 Diallate 2	+++++	+++++	+++++	+++++	+++++	+++++			
	+++++	+++++	+++++				+++++	+++++	<-
110 Dimethoate	+++++	+++++	+++++	+++++	+++++	+++++			
	+++++	+++++	+++++				+++++	+++++	<-
111 Pentachlorophenol	+++++	0.07775	0.10285	0.11265	0.12110	0.12559			
	0.12810	0.13778	0.14190				0.11847	17.497	<-

TestAmerica North Canton

INITIAL CALIBRATION DATA

Start Cal Date : 01-APR-2009 15:12
End Cal Date : 01-APR-2009 17:51
Quant Method : ISTD
Origin : Disabled
Target Version : 4.14
Integrator : HP RTE
Method file : \\cansvr11\dd\chem\MSS\a4hp7.i\90401a.b\8270C-625.m
Last Edit : 01-Apr-2009 18:23 gruberj
Curve Type : Average

Compound	0.05000 Level 1	0.25000 Level 2	0.50000 Level 3	1.000 Level 4	2.500 Level 5	5.000 Level 6	RRF	% RSD	
	7.500 Level 7	10.000 Level 8	12.500 Level 9						
112 Pentachloronitrobenzene	+++++	+++++	+++++	+++++	+++++	+++++			
	+++++	+++++	+++++				+++++	+++++	<-
113 4-Aminobiphenyl	+++++	+++++	+++++	+++++	+++++	+++++			
	+++++	+++++	+++++				+++++	+++++	<-
114 Pronamide	+++++	+++++	+++++	+++++	+++++	+++++			
	+++++	+++++	+++++				+++++	+++++	<-
115 Phenanthrene	1.31698	1.04362	1.11010	1.01879	1.06322	1.09510			
	1.12343	1.20035	1.18648				1.12868	8.230	
116 Anthracene	1.10885	0.96990	1.07014	1.00683	1.05942	1.11421			
	1.13303	1.21569	1.18109				1.09546	7.165	
117 Dinoseb	+++++	+++++	+++++	+++++	+++++	+++++			
	+++++	+++++	+++++				+++++	+++++	<-
118 Disulfoton	+++++	+++++	+++++	+++++	+++++	+++++			
	+++++	+++++	+++++				+++++	+++++	<-
119 Carbazole	+++++	0.89474	0.97518	0.92561	0.96424	1.02581			
	1.05849	1.12620	1.10742				1.00971	8.312	<-
120 Di-n-Butylphthalate	+++++	1.02140	1.23156	1.13674	1.22420	1.33033			
	1.36151	1.46227	1.44291				1.27636	11.907	<-
121 4-Nitroquinoline 1-oxide	+++++	+++++	+++++	+++++	+++++	+++++			
	+++++	+++++	+++++				+++++	+++++	<-
122 Methapyrilene	+++++	+++++	+++++	+++++	+++++	+++++			
	+++++	+++++	+++++				+++++	+++++	<-

TestAmerica North Canton

INITIAL CALIBRATION DATA

Start Cal Date : 01-APR-2009 15:12
End Cal Date : 01-APR-2009 17:51
Quant Method : ISTD
Origin : Disabled
Target Version : 4.14
Integrator : HP RTE
Method file : \\cansvr11\dd\chem\MSS\a4hp7.i\90401a.b\8270C-625.m
Last Edit : 01-Apr-2009 18:23 gruberj
Curve Type : Average

Compound	0.05000 Level 1	0.25000 Level 2	0.50000 Level 3	1.000 Level 4	2.500 Level 5	5.000 Level 6	RRF	% RSD	
	7.500 Level 7	10.000 Level 8	12.500 Level 9						
123 Fluoranthene	1.23417	0.97075	1.06465	1.03269	1.07002	1.12890			
	1.14556	1.23511	1.20274				1.12051	8.308	
124 Benzidine	+++++	+++++	0.51019	0.55873	0.65387	0.76916			
	0.85121	0.89837	0.87895				0.73150	21.629	<-
125 Pyrene	1.54946	1.28344	1.34024	1.27802	1.35492	1.36550			
	1.43477	1.54309	1.50862				1.40645	7.571	
126 Aramite 1	+++++	+++++	+++++	+++++	+++++	+++++			
	+++++	+++++	+++++				+++++	+++++	<-
M 191 Aramite, Total	+++++	+++++	+++++	+++++	+++++	+++++			
	+++++	+++++	+++++				+++++	+++++	<-
127 Aramite 2	+++++	+++++	+++++	+++++	+++++	+++++			
	+++++	+++++	+++++				+++++	+++++	<-
128 p-Dimethylamino azobenzene	+++++	+++++	+++++	+++++	+++++	+++++			
	+++++	+++++	+++++				+++++	+++++	<-
129 p-Chlorobenzilate	+++++	+++++	+++++	+++++	+++++	+++++			
	+++++	+++++	+++++				+++++	+++++	<-
130 Famphur	+++++	+++++	+++++	+++++	+++++	+++++			
	+++++	+++++	+++++				+++++	+++++	<-
131 Butylbenzylphthalate	+++++	0.56723	0.59884	0.60259	0.61314	0.65205			
	0.70050	0.75129	0.74323				0.65361	10.737	<-
132 3,3'-Dimethylbenzidine	+++++	+++++	+++++	+++++	+++++	+++++			
	+++++	+++++	+++++				+++++	+++++	<-

TestAmerica North Canton

INITIAL CALIBRATION DATA

Start Cal Date : 01-APR-2009 15:12
End Cal Date : 01-APR-2009 17:51
Quant Method : ISTD
Origin : Disabled
Target Version : 4.14
Integrator : HP RTE
Method file : \\cansvr11\dd\chem\MSS\a4hp7.i\90401a.b\8270C-625.m
Last Edit : 01-Apr-2009 18:23 gruberj
Curve Type : Average

Compound	0.05000 Level 1	0.25000 Level 2	0.50000 Level 3	1.000 Level 4	2.500 Level 5	5.000 Level 6	RRF	% RSD	
	7.500 Level 7	10.000 Level 8	12.500 Level 9						
133 3,3'-Dimethoxybenzidine	+++++	+++++	0.15690	0.17421	0.20035	0.20247			
	0.23617	0.23786	0.25312				0.20872	17.005	<-
134 2-Acetylaminofluorene	+++++	+++++	+++++	+++++	+++++	+++++			
	+++++	+++++	+++++				+++++	+++++	<-
135 3,3'-Dichlorobenzidine	+++++	0.33937	0.38680	0.39843	0.40896	0.44035			
	0.45518	0.49224	0.48282				0.42552	12.168	<-
136 Benzo(a)Anthracene	1.56723	1.34469	1.28704	1.21043	1.26697	1.25209			
	1.31911	1.41650	1.39587				1.33999	8.077	
137 Chrysene	1.44368	1.20352	1.28685	1.17795	1.19669	1.19677			
	1.22024	1.33061	1.33260				1.26543	7.066	
138 4,4'-Methylene bis(o-chloroan	+++++	0.18106	0.20673	0.20035	0.21896	0.22881			
	0.24169	0.25703	0.24885				0.22294	11.700	<-
139 bis(2-ethylhexyl)Phthalate	+++++	0.73609	0.81457	0.84541	0.87965	0.94048			
	0.98998	1.06780	1.04301				0.91462	12.683	<-
140 Di-n-octylphthalate	+++++	1.08393	1.27042	1.39602	1.56437	1.71933			
	1.80988	1.97551	1.93533				1.59435	20.245	<-
141 Benzo(b)fluoranthene	1.41470	1.19230	1.13464	1.23283	1.25036	1.32818			
	1.33083	1.40436	1.44729				1.30394	8.281	
142 Benzo(k)fluoranthene	1.39486	1.09349	1.28517	1.15812	1.24348	1.29455			
	1.33018	1.46914	1.35200				1.29122	8.946	
143 7,12-dimethylbenz[a]anthracen	+++++	+++++	+++++	+++++	+++++	+++++			
	+++++	+++++	+++++				+++++	+++++	<-

TestAmerica North Canton

INITIAL CALIBRATION DATA

Start Cal Date : 01-APR-2009 15:12
End Cal Date : 01-APR-2009 17:51
Quant Method : ISTD
Origin : Disabled
Target Version : 4.14
Integrator : HP RTE
Method file : \\cansvr11\dd\chem\MSS\a4hp7.i\90401a.b\8270C-625.m
Last Edit : 01-Apr-2009 18:23 gruberj
Curve Type : Average

Compound	0.05000 Level 1	0.25000 Level 2	0.50000 Level 3	1.000 Level 4	2.500 Level 5	5.000 Level 6	RRF	% RSD	
	7.500 Level 7	10.000 Level 8	12.500 Level 9						
144 Hexachlorophene	+++++	+++++	+++++	+++++	+++++	+++++			
	+++++	+++++	+++++				+++++	+++++	<-
145 Hexachlorophene product	+++++	+++++	+++++	+++++	+++++	+++++			
	+++++	+++++	+++++				+++++	+++++	<-
146 Benzo(a)pyrene	1.26764	0.96981	1.08731	1.05440	1.10780	1.20188			
	1.23471	1.32913	1.27422				1.16966	10.253	
148 3-Methylcholanthrene	+++++	+++++	+++++	+++++	+++++	+++++			
	+++++	+++++	+++++				+++++	+++++	<-
149 Indeno(1,2,3-cd)pyrene	1.14865	1.02081	1.09198	1.10517	1.16465	1.26802			
	1.27630	1.37069	1.31386				1.19557	9.765	
150 Dibenz(a,h)anthracene	1.03395	0.82388	0.95752	0.91822	1.00803	1.10243			
	1.09819	1.20461	1.13266				1.03105	11.458	
151 Benzo(g,h,i)perylene	1.01539	0.83170	0.94709	0.92500	0.96451	1.02896			
	1.05654	1.14204	1.09266				1.00043	9.419	
230 2-Chloroacetophenone	+++++	+++++	+++++	+++++	+++++	+++++			
	+++++	+++++	+++++				+++++	+++++	<-
199 3-Picoline	+++++	+++++	+++++	+++++	+++++	+++++			
	+++++	+++++	+++++				+++++	+++++	<-
200 N,N-Dimethylacetamide	+++++	+++++	+++++	+++++	+++++	+++++			
	+++++	+++++	+++++				+++++	+++++	<-
201 Quinoline	+++++	+++++	+++++	+++++	+++++	+++++			
	+++++	+++++	+++++				+++++	+++++	<-

TestAmerica North Canton

INITIAL CALIBRATION DATA

Start Cal Date : 01-APR-2009 15:12
End Cal Date : 01-APR-2009 17:51
Quant Method : ISTD
Origin : Disabled
Target Version : 4.14
Integrator : HP RTE
Method file : \\cansvr11\dd\chem\MSS\a4hp7.i\90401a.b\8270C-625.m
Last Edit : 01-Apr-2009 18:23 gruberj
Curve Type : Average

Compound	0.05000 Level 1	0.25000 Level 2	0.50000 Level 3	1.000 Level 4	2.500 Level 5	5.000 Level 6	RRF	% RSD	
	7.500 Level 7	10.000 Level 8	12.500 Level 9						
202 Diphenyl	+++++	+++++	+++++	+++++	+++++	+++++			
	+++++	+++++	+++++				+++++	+++++	<-
203 Diphenyl ether	+++++	+++++	+++++	+++++	+++++	+++++			
	+++++	+++++	+++++				+++++	+++++	<-
204 6-Methylchrysene	+++++	+++++	+++++	+++++	+++++	+++++			
	+++++	+++++	+++++				+++++	+++++	<-
205 Benzenethiol	+++++	+++++	+++++	+++++	+++++	+++++			
	+++++	+++++	+++++				+++++	+++++	<-
207 Indene	+++++	+++++	+++++	+++++	+++++	+++++			
	+++++	+++++	+++++				+++++	+++++	<-
208 Dibenz(a,j)acridine	+++++	+++++	+++++	+++++	+++++	+++++			
	+++++	+++++	+++++				+++++	+++++	<-
214 Dibenz(a,h)acridine	+++++	+++++	+++++	+++++	+++++	+++++			
	+++++	+++++	+++++				+++++	+++++	<-
209 Benzaldehyde	+++++	1.13655	1.25560	1.14645	1.14948	1.21500			
	1.14559	1.08897	+++++				1.16252	4.740	<-
210 Caprolactam	+++++	0.08673	0.09548	0.10500	0.11291	0.12734			
	0.13420	0.14100	0.13610				0.11734	17.294	<-
211 1,1'-Biphenyl	+++++	1.31333	1.34808	1.31862	1.37093	1.41703			
	1.43101	1.55352	1.50468				1.40715	6.186	<-
212 Atrazine	+++++	0.14004	0.15787	0.14817	0.15791	0.16454			
	0.16225	0.16317	0.14614				0.15501	5.851	<-

TestAmerica North Canton

INITIAL CALIBRATION DATA

Start Cal Date : 01-APR-2009 15:12
End Cal Date : 01-APR-2009 17:51
Quant Method : ISTD
Origin : Disabled
Target Version : 4.14
Integrator : HP RTE
Method file : \\cansvr11\dd\chem\MSS\a4hp7.i\90401a.b\8270C-625.m
Last Edit : 01-Apr-2009 18:23 gruberj
Curve Type : Average

Compound	0.05000 Level 1	0.25000 Level 2	0.50000 Level 3	1.000 Level 4	2.500 Level 5	5.000 Level 6	RRF	% RSD	
	7.500 Level 7	10.000 Level 8	12.500 Level 9						
220 Diphenyl Thiourea	+++++	+++++	+++++	+++++	+++++	+++++			
	+++++	+++++	+++++				+++++	+++++	<-
216 1,3-Diethyl-2-Thiourea	+++++	+++++	+++++	+++++	+++++	+++++			
	+++++	+++++	+++++				+++++	+++++	<-
218 1,1,3,3-Tetramethyl-2-Thioure	+++++	+++++	+++++	+++++	+++++	+++++			
	+++++	+++++	+++++				+++++	+++++	<-
217 1,3-Dibutyl-2-Thiourea	+++++	+++++	+++++	+++++	+++++	+++++			
	+++++	+++++	+++++				+++++	+++++	<-
215 bis(2-Chloroethoxy) ethane	+++++	+++++	+++++	+++++	+++++	+++++			
	+++++	+++++	+++++				+++++	+++++	<-
221 Hexabromobenzene	+++++	+++++	+++++	+++++	+++++	+++++			
	+++++	+++++	+++++				+++++	+++++	<-
219 o-Benzyl Phenol	+++++	+++++	+++++	+++++	+++++	+++++			
	+++++	+++++	+++++				+++++	+++++	<-
223 1,2-bis(2-chloroethoxy)ethane	+++++	+++++	+++++	+++++	+++++	+++++			
	+++++	+++++	+++++				+++++	+++++	<-
224 Benzothiazole	+++++	+++++	+++++	+++++	+++++	+++++			
	+++++	+++++	+++++				+++++	+++++	<-
225 1,3-Dimethyl-2-Thiourea	+++++	+++++	+++++	+++++	+++++	+++++			
	+++++	+++++	+++++				+++++	+++++	<-
226 Methyl parathion	+++++	+++++	+++++	+++++	+++++	+++++			
	+++++	+++++	+++++				+++++	+++++	<-

TestAmerica North Canton

INITIAL CALIBRATION DATA

Start Cal Date : 01-APR-2009 15:12
End Cal Date : 01-APR-2009 17:51
Quant Method : ISTD
Origin : Disabled
Target Version : 4.14
Integrator : HP RTE
Method file : \\cansvr11\dd\chem\MSS\a4hp7.i\90401a.b\8270C-625.m
Last Edit : 01-Apr-2009 18:23 gruberj
Curve Type : Average

Compound	0.05000 Level 1	0.25000 Level 2	0.50000 Level 3	1.000 Level 4	2.500 Level 5	5.000 Level 6	RRF	% RSD	
	7.500 Level 7	10.000 Level 8	12.500 Level 9						
227 Parathion	+++++	+++++	+++++	+++++	+++++	+++++			
	+++++	+++++	+++++				+++++	+++++	<-
228 Isodrin	+++++	+++++	+++++	+++++	+++++	+++++			
	+++++	+++++	+++++				+++++	+++++	<-
229 Kepone	+++++	+++++	+++++	+++++	+++++	+++++			
	+++++	+++++	+++++				+++++	+++++	<-
231 Acrylamide	+++++	+++++	+++++	+++++	+++++	+++++			
	+++++	+++++	+++++				+++++	+++++	<-
232 2-Methylcyclohexanone	+++++	+++++	+++++	+++++	+++++	+++++			
	+++++	+++++	+++++				+++++	+++++	<-
233 3-Methylcyclohexanone	+++++	+++++	+++++	+++++	+++++	+++++			
	+++++	+++++	+++++				+++++	+++++	<-
234 4-Methylcyclohexanone	+++++	+++++	+++++	+++++	+++++	+++++			
	+++++	+++++	+++++				+++++	+++++	<-
235 Tributyl phosphate	+++++	+++++	+++++	+++++	+++++	+++++			
	+++++	+++++	+++++				+++++	+++++	<-
$ 154 Nitrobenzene-d5	0.48961	0.50702	0.54971	0.52265	0.54263	0.52035			
	0.52217	0.55809	0.55585				0.52979	4.413	
$ 155 2-Fluorobiphenyl	1.45159	1.07855	1.19577	1.08788	1.15534	1.20416			
	1.19520	1.31560	1.24678				1.21454	9.492	
$ 156 Terphenyl-d14	0.96656	0.72943	0.79430	0.76003	0.79167	0.77826			
	0.80898	0.89143	0.85991				0.82006	8.971	

TestAmerica North Canton

INITIAL CALIBRATION DATA

Start Cal Date : 01-APR-2009 15:12
End Cal Date : 01-APR-2009 17:51
Quant Method : ISTD
Origin : Disabled
Target Version : 4.14
Integrator : HP RTE
Method file : \\cansvr11\dd\chem\MSS\a4hp7.i\90401a.b\8270C-625.m
Last Edit : 01-Apr-2009 18:23 gruberj
Curve Type : Average

Compound	0.05000 Level 1	0.25000 Level 2	0.50000 Level 3	1.000 Level 4	2.500 Level 5	5.000 Level 6	RRF	% RSD	
	7.500 Level 7	10.000 Level 8	12.500 Level 9						
$ 157 Phenol-d5	2.17299	1.83923	2.00798	1.88007	2.00749	2.12524			
	2.16096	2.27707	2.23355				2.07829	7.377	
$ 158 2-Fluorophenol	1.39151	1.24318	1.22886	1.23553	1.31533	1.38177			
	1.39446	1.51843	1.49187				1.35566	7.967	
$ 159 2,4,6-Tribromophenol	+++++	0.07888	0.09903	0.09288	0.10310	0.11044			
	0.11095	0.12440	0.11890				0.10482	13.976	<-
$ 186 2-Chlorophenol-d4	+++++	0.97768	1.14922	1.07645	1.12496	1.18540			
	1.20230	1.26792	1.24984				1.15422	8.249	<-
$ 187 1,2-Dichlorobenzene-d4	+++++	0.73311	0.78359	0.73770	0.76187	0.80205			
	0.82289	0.85076	0.83862				0.79132	5.666	<-

Report Date : 02-Apr-2009 06:57

TestAmerica North Canton

INITIAL CALIBRATION DATA

Start Cal Date : 01-APR-2009 15:12
End Cal Date : 01-APR-2009 17:51
Quant Method : ISTD
Origin : Included
Target Version : 4.14
Integrator : HP RTE
Method file : \\cansvr11\dd\chem\MSS\a4hp7.i\90401a.b\8270C-625.m
Last Edit : 01-Apr-2009 18:23 gruberj

Calibration File Names:
Level 1: \\cansvr11\dd\chem\MSS\a4hp7.i\90401a.b\7SLL0401.D
Level 2: \\cansvr11\dd\chem\MSS\a4hp7.i\90401a.b\7SL0401.D
Level 3: \\cansvr11\dd\chem\MSS\a4hp7.i\90401a.b\7SML0401.D
Level 4: \\cansvr11\dd\chem\MSS\a4hp7.i\90401a.b\7SM0401.D
Level 5: \\cansvr11\dd\chem\MSS\a4hp7.i\90401a.b\7SMM0401.D
Level 6: \\cansvr11\dd\chem\MSS\a4hp7.i\90401a.b\7SMH0401.D
Level 7: \\cansvr11\dd\chem\MSS\a4hp7.i\90401a.b\7SH0401.D
Level 8: \\cansvr11\dd\chem\MSS\a4hp7.i\90401a.b\7SHH0401.D
Level 9: \\cansvr11\dd\chem\MSS\a4hp7.i\90401a.b\7HHH0401.D

Compound	0.0500000 Level 1	0.2500000 Level 2	0.5000000 Level 3	1.0000 Level 4	2.5000 Level 5	5.0000 Level 6	Curve	Coefficients b	m1	m2	%RSD or R^2	
	7.5000 Level 7	10.0000 Level 8	12.5000 Level 9									
198 1,4-Dioxane	+++++	0.55874	0.62325	0.58994	0.59389	0.61730						
	0.61164	0.66108	0.65278				AVRG		0.61358		5.46052	<-
7 N-Nitrosomorpholine	+++++	+++++	+++++	+++++	+++++	+++++						
	+++++	+++++	+++++				AVRG		0.000e+000		0.000e+000	<-
8 Ethyl methanesulfonate	+++++	+++++	+++++	+++++	+++++	+++++						
	+++++	+++++	+++++				AVRG		0.000e+000		0.000e+000	<-

TestAmerica North Canton

INITIAL CALIBRATION DATA

Start Cal Date : 01-APR-2009 15:12
End Cal Date : 01-APR-2009 17:51
Quant Method : ISTD
Origin : Included
Target Version : 4.14
Integrator : HP RTE
Method file : \\cansvr11\dd\chem\MSS\a4hp7.i\90401a.b\8270C-625.m
Last Edit : 01-Apr-2009 18:23 gruberj

Compound	0.0500000 Level 1	0.2500000 Level 2	0.5000000 Level 3	1.0000 Level 4	2.5000 Level 5	5.0000 Level 6	Curve	Coefficients b	m1	m2	%RSD or R^2	
	7.5000 Level 7	10.0000 Level 8	12.5000 Level 9									
9 Pyridine	+++++	1.56423	1.76160	1.61054	1.82652	1.91824						
	1.93247	2.06384	2.04072				AVRG		1.83977		10.06653	<-
10 N-Nitrosodimethylamine	+++++	0.87025	0.99183	0.90756	0.94514	1.01522						
	1.03935	1.09246	1.07274				AVRG		0.99182		7.95170	<-
11 Ethyl methacrylate	+++++	1.54273	1.57418	1.51799	1.59527	1.66532						
	1.64697	1.80394	1.78390				AVRG		1.64129		6.47009	<-
12 3-Chloropropionitrile	+++++	0.62254	0.67339	0.64380	0.66655	0.70554						
	0.73149	0.75425	0.74395				AVRG		0.69269		6.99957	<-
13 Malononitrile	+++++	1.73052	1.92288	1.87078	1.89923	2.02359						
	2.04966	2.15068	2.05041				AVRG		1.96222		6.73533	<-
14 2-Picoline	+++++	+++++	+++++	+++++	+++++	+++++						
	+++++	+++++	+++++				AVRG		0.000e+000		0.000e+000	<-
15 N-Nitrosomethylethylamine	+++++	+++++	+++++	+++++	+++++	+++++						
	+++++	+++++	+++++				AVRG		0.000e+000		0.000e+000	<-

TestAmerica North Canton

INITIAL CALIBRATION DATA

Start Cal Date : 01-APR-2009 15:12
End Cal Date : 01-APR-2009 17:51
Quant Method : ISTD
Origin : Included
Target Version : 4.14
Integrator : HP RTE
Method file : \\cansvr11\dd\chem\MSS\a4hp7.i\90401a.b\8270C-625.m
Last Edit : 01-Apr-2009 18:23 gruberj

Compound	0.0500000 Level 1	0.2500000 Level 2	0.5000000 Level 3	1.0000 Level 4	2.5000 Level 5	5.0000 Level 6	Curve	Coefficients b	m1	m2	%RSD or R^2	
	7.5000 Level 7	10.0000 Level 8	12.5000 Level 9									
16 Methyl methanesulfonate	+++++	+++++	+++++	+++++	+++++	+++++						
	+++++	+++++	+++++				AVRG		0.000e+000		0.000e+000	<-
18 1,3-Dichloro-2-propanol	+++++	+++++	+++++	+++++	+++++	+++++						
	+++++	+++++	+++++				AVRG		0.000e+000		0.000e+000	<-
19 N-Nitrosodiethylamine	+++++	+++++	+++++	+++++	+++++	+++++						
	+++++	+++++	+++++				AVRG		0.000e+000		0.000e+000	<-
21 Aniline	+++++	2.37178	2.58751	2.53400	2.60216	3.00031						
	2.88940	2.96847	3.07371				AVRG		2.75342		9.43565	<-
22 Phenol	+++++	2.25941	2.24365	2.14662	2.28025	2.35028						
	2.42504	2.53359	2.50081				AVRG		2.34246		5.75856	<-
23 bis(2-Chloroethyl)ether	1.98460	1.59130	1.76380	1.73238	1.67779	1.75118						
	1.93162	2.07406	2.00874				AVRG		1.83505		9.15483	
24 2-Chlorophenol	+++++	1.21263	1.32825	1.21400	1.26620	1.34852						
	1.36378	1.43966	1.41590				AVRG		1.32362		6.50330	<-

TestAmerica North Canton

INITIAL CALIBRATION DATA

Start Cal Date : 01-APR-2009 15:12
End Cal Date : 01-APR-2009 17:51
Quant Method : ISTD
Origin : Included
Target Version : 4.14
Integrator : HP RTE
Method file : \\cansvr11\dd\chem\MSS\a4hp7.i\90401a.b\8270C-625.m
Last Edit : 01-Apr-2009 18:23 gruberj

Compound	0.0500000 Level 1	0.2500000 Level 2	0.5000000 Level 3	1.0000 Level 4	2.5000 Level 5	5.0000 Level 6	Curve	Coefficients b	m1	m2	%RSD or R^2	
	7.5000 Level 7	10.0000 Level 8	12.5000 Level 9									
25 Pentachloroethane	+++++	+++++	+++++	+++++	+++++	+++++						
	+++++	+++++	+++++				AVRG		0.000e+000		0.000e+000	<-
26 1,3-Dichlorobenzene	+++++	1.16993	1.25705	1.26843	1.30040	1.33680						
	1.33889	1.41202	1.40846				AVRG		1.31150		6.17308	<-
27 1,4-Dichlorobenzene	+++++	1.13090	1.17371	1.12316	1.22776	1.19910						
	1.21509	1.30456	1.26204				AVRG		1.20454		5.15478	<-
28 1,2-Dichlorobenzene	+++++	1.22115	1.21240	1.17308	1.20202	1.27245						
	1.28390	1.35417	1.34728				AVRG		1.25831		5.36320	<-
29 Benzyl Alcohol	+++++	0.84623	0.93535	0.92848	0.96066	1.00378						
	1.05876	1.11572	1.09307				AVRG		0.99276		9.29357	<-
30 2-Methylphenol	+++++	1.32116	1.42050	1.42287	1.46609	1.52059						
	1.57172	1.60976	1.60320				AVRG		1.49199		6.85189	<-
31 bis(2-Chloroisopropyl)ether	+++++	1.13478	1.23456	1.15820	1.19764	1.29468						
	1.30770	1.36356	1.34583				AVRG		1.25462		6.86430	<-

TestAmerica North Canton

INITIAL CALIBRATION DATA

Start Cal Date : 01-APR-2009 15:12
End Cal Date : 01-APR-2009 17:51
Quant Method : ISTD
Origin : Included
Target Version : 4.14
Integrator : HP RTE
Method file : \\cansvr11\dd\chem\MSS\a4hp7.i\90401a.b\8270C-625.m
Last Edit : 01-Apr-2009 18:23 gruberj

Compound	0.0500000 Level 1	0.2500000 Level 2	0.5000000 Level 3	1.0000 Level 4	2.5000 Level 5	5.0000 Level 6	Curve	Coefficients b	m1	m2	%RSD or R^2	
	7.5000 Level 7	10.0000 Level 8	12.5000 Level 9									
32 N-Nitroso-di-n-propylamine	+++++	1.35582	1.44843	1.38376	1.44818	1.57097						
	1.57049	1.64035	1.61940				AVRG		1.50467		7.25548	<-
M 195 Cresols, total	+++++	2.72838	2.91980	2.89170	3.01931	3.20898						
	3.25798	3.38184	3.34589				AVRG		3.09423		7.69590	<-
192 4-Methylphenol	+++++	1.40722	1.49930	1.46883	1.55322	1.68839						
	1.68626	1.77207	1.74269				AVRG		1.60225		8.56672	<-
193 3-Methylphenol	+++++	+++++	+++++	+++++	+++++	+++++						
	+++++	+++++	+++++				AVRG		0.000e+000		0.000e+000	<-
34 Hexachloroethane	+++++	0.55604	0.57537	0.53406	0.57416	0.60280						
	0.59862	0.62685	0.62407				AVRG		0.58650		5.54628	<-
35 Nitrobenzene	0.61398	0.49676	0.52549	0.49319	0.51351	0.53107						
	0.53063	0.57309	0.56443				AVRG		0.53802		7.27922	
36 N-Nitrosopyrrolidine	+++++	+++++	+++++	+++++	+++++	+++++						
	+++++	+++++	+++++				AVRG		0.000e+000		0.000e+000	<-

TestAmerica North Canton

INITIAL CALIBRATION DATA

Start Cal Date : 01-APR-2009 15:12
End Cal Date : 01-APR-2009 17:51
Quant Method : ISTD
Origin : Included
Target Version : 4.14
Integrator : HP RTE
Method file : \\cansvr11\dd\chem\MSS\a4hp7.i\90401a.b\8270C-625.m
Last Edit : 01-Apr-2009 18:23 gruberj

Compound	0.0500000 Level 1	0.2500000 Level 2	0.5000000 Level 3	1.0000 Level 4	2.5000 Level 5	5.0000 Level 6	Curve	Coefficients b	m1	m2	%RSD or R^2	
	7.5000 Level 7	10.0000 Level 8	12.5000 Level 9									
37 Acetophenone	+++++	2.14668	2.26033	2.15246	2.29706	2.36789						
	2.39248	2.49681	2.45390				AVRG		2.32095		5.61597	<-
39 o-Toluidine	+++++	+++++	+++++	+++++	+++++	+++++						
	+++++	+++++	+++++				AVRG		0.000e+000		0.000e+000	<-
40 N-Nitrosopiperidine	+++++	+++++	+++++	+++++	+++++	+++++						
	+++++	+++++	+++++				AVRG		0.000e+000		0.000e+000	<-
41 Isophorone	+++++	0.82496	0.91389	0.87833	0.93121	0.97484						
	0.98599	1.07042	1.04034				AVRG		0.95250		8.59833	<-
42 2-Nitrophenol	+++++	0.14949	0.16624	0.15495	0.16784	0.18220						
	0.18739	0.19991	0.19813				AVRG		0.17577		10.83019	<-
43 2,4-Dimethylphenol	+++++	0.40149	0.45278	0.41907	0.43993	0.44641						
	0.44739	0.48862	0.47484				AVRG		0.44632		6.24593	<-
44 bis(2-Chloroethoxy)methane	+++++	0.46906	0.49491	0.46463	0.48971	0.51376						
	0.50991	0.55296	0.55037				AVRG		0.50566		6.56425	<-

TestAmerica North Canton

INITIAL CALIBRATION DATA

Start Cal Date : 01-APR-2009 15:12
End Cal Date : 01-APR-2009 17:51
Quant Method : ISTD
Origin : Included
Target Version : 4.14
Integrator : HP RTE
Method file : \\cansvr11\dd\chem\MSS\a4hp7.i\90401a.b\8270C-625.m
Last Edit : 01-Apr-2009 18:23 gruberj

Compound	0.0500000 Level 1	0.2500000 Level 2	0.5000000 Level 3	1.0000 Level 4	2.5000 Level 5	5.0000 Level 6	Curve	Coefficients b	m1	m2	%RSD or R^2	
	7.5000 Level 7	10.0000 Level 8	12.5000 Level 9									
45 O,O,O-Triethyl phosphorothioa	+++++	+++++	+++++	+++++	+++++	+++++						
	+++++	+++++	+++++				AVRG		0.000e+000		0.000e+000	<-
46 2,4-Toluenediamene	+++++	0.13264	0.14816	0.12434	0.10889	0.10660						
	0.11386	0.09908	+++++				AVRG		0.11908		14.31719	<-
47 1,3,5-Trichlorobenzene	+++++	0.34283	0.32303	0.29882	0.32346	0.28874						
	0.29763	0.31388	0.32452				AVRG		0.31411		5.70651	<-
48 2,4-Dichlorophenol	+++++	0.19016	0.24860	0.22519	0.23690	0.24932						
	0.24931	0.27068	0.26461				AVRG		0.24185		10.46053	<-
49 Benzoic Acid	+++++	+++++	41039	98462	227472	707980						
	1324421	1557695	2480334				QUAD	0.28053	4.65692	-0.28914	0.99929	<-
50 1,2,4-Trichlorobenzene	+++++	0.26310	0.27311	0.25129	0.27222	0.27295						
	0.27620	0.29578	0.28660				AVRG		0.27391		4.93272	<-
51 Naphthalene	1.10976	0.92385	0.95311	0.86660	0.92892	0.96518						
	0.96352	1.03693	1.02570				AVRG		0.97484		7.41168	

TestAmerica North Canton

INITIAL CALIBRATION DATA

Start Cal Date : 01-APR-2009 15:12
End Cal Date : 01-APR-2009 17:51
Quant Method : ISTD
Origin : Included
Target Version : 4.14
Integrator : HP RTE
Method file : \\cansvr11\dd\chem\MSS\a4hp7.i\90401a.b\8270C-625.m
Last Edit : 01-Apr-2009 18:23 gruberj

Compound	0.0500000 Level 1	0.2500000 Level 2	0.5000000 Level 3	1.0000 Level 4	2.5000 Level 5	5.0000 Level 6	Curve	Coefficients b	m1	m2	%RSD or R^2	
	7.5000 Level 7	10.0000 Level 8	12.5000 Level 9									
52 4-Chloroaniline	+++++	0.35726	0.41734	0.40354	0.38557	0.41589						
	0.43002	0.47682	0.42015				AVRG		0.41333		8.37575	<-
53 a,a-Dimethyl-phenethylamine	+++++	+++++	+++++	+++++	+++++	+++++						
	+++++	+++++	+++++				AVRG		0.000e+000		0.000e+000	<-
54 2,6-Dichlorophenol	+++++	+++++	+++++	+++++	+++++	+++++						
	+++++	+++++	+++++				AVRG		0.000e+000		0.000e+000	<-
55 Hexachloropropene	+++++	+++++	+++++	+++++	+++++	+++++						
	+++++	+++++	+++++				AVRG		0.000e+000		0.000e+000	<-
56 Hexachlorobutadiene	0.18376	0.12755	0.15121	0.13474	0.13744	0.13911						
	0.13904	0.15012	0.14877				AVRG		0.14575		11.15210	
57 1,2,3-Trichlorobenzene	+++++	0.22656	0.24300	0.23591	0.24372	0.25117						
	0.25273	0.27740	0.26759				AVRG		0.24976		6.60465	<-
58 N-Nitrosodi-n-butylamine	+++++	+++++	+++++	+++++	+++++	+++++						
	+++++	+++++	+++++				AVRG		0.000e+000		0.000e+000	<-

TestAmerica North Canton

INITIAL CALIBRATION DATA

Start Cal Date : 01-APR-2009 15:12
End Cal Date : 01-APR-2009 17:51
Quant Method : ISTD
Origin : Included
Target Version : 4.14
Integrator : HP RTE
Method file : \\cansvr11\dd\chem\MSS\a4hp7.i\90401a.b\8270C-625.m
Last Edit : 01-Apr-2009 18:23 gruberj

Compound	0.0500000 Level 1	0.2500000 Level 2	0.5000000 Level 3	1.0000 Level 4	2.5000 Level 5	5.0000 Level 6	Curve	Coefficients b	m1	m2	%RSD or R^2	
	7.5000 Level 7	10.0000 Level 8	12.5000 Level 9									
59 4-Chloro-3-Methylphenol	+++++	0.31712	0.34958	0.34428	0.37443	0.38591						
	0.39834	0.43511	0.42251				AVRG		0.37841		10.65545	<-
60 p-Phenylene diamine	+++++	+++++	+++++	+++++	+++++	+++++						
	+++++	+++++	+++++				AVRG		0.000e+000		0.000e+000	<-
61 Safrole	+++++	+++++	+++++	+++++	+++++	+++++						
	+++++	+++++	+++++				AVRG		0.000e+000		0.000e+000	<-
62 2-Methylnaphthalene	0.58835	0.47585	0.51460	0.47991	0.50116	0.52536						
	0.52620	0.56825	0.56045				AVRG		0.52668		7.42724	
63 1-Methylnaphthalene	0.63320	0.54825	0.58151	0.54534	0.57428	0.59507						
	0.60775	0.65475	0.64312				AVRG		0.59814		6.65627	
64 Hexachlorocyclopentadiene	+++++	0.26120	0.29216	0.28540	0.29904	0.33020						
	0.32068	0.35626	0.34079				AVRG		0.31072		10.19902	<-
65 1,2,4,5-Tetrachlorobenzene	+++++	+++++	+++++	+++++	+++++	+++++						
	+++++	+++++	+++++				AVRG		0.000e+000		0.000e+000	<-

TestAmerica North Canton

INITIAL CALIBRATION DATA

Start Cal Date : 01-APR-2009 15:12
End Cal Date : 01-APR-2009 17:51
Quant Method : ISTD
Origin : Included
Target Version : 4.14
Integrator : HP RTE
Method file : \\cansvr11\dd\chem\MSS\a4hp7.i\90401a.b\8270C-625.m
Last Edit : 01-Apr-2009 18:23 gruberj

Compound	0.0500000 Level 1	0.2500000 Level 2	0.5000000 Level 3	1.0000 Level 4	2.5000 Level 5	5.0000 Level 6	Curve	Coefficients b	m1	m2	%RSD or R^2	
	7.5000 Level 7	10.0000 Level 8	12.5000 Level 9									
66 2,4,6-Trichlorophenol	+++++	0.25669	0.31850	0.30347	0.33560	0.33902						
	0.34212	0.38629	0.36963				AVRG		0.33142		12.06582	<-
67 2,4,5-Trichlorophenol	+++++	0.27640	0.30788	0.32788	0.36660	0.36203						
	0.36963	0.40587	0.38659				AVRG		0.35036		12.27398	<-
68 1,2,3,5-Tetrachlorobenzene	+++++	0.44332	0.46641	0.45397	0.47480	0.47247						
	0.46809	0.51305	0.49006				AVRG		0.47277		4.52810	<-
69 1,4-Dinitrobenzene	+++++	+++++	+++++	+++++	+++++	+++++						
	+++++	+++++	+++++				AVRG		0.000e+000		0.000e+000	<-
70 2-Chloronaphthalene	1.14002	0.97006	1.01078	0.94608	0.98925	1.03711						
	1.01963	1.12851	1.07518				AVRG		1.03518		6.51886	
71 Isosafrole 1	+++++	+++++	+++++	+++++	+++++	+++++						
	+++++	+++++	+++++				AVRG		0.000e+000		0.000e+000	<-
M 188 Isosafrole, Total	+++++	+++++	+++++	+++++	+++++	+++++						
	+++++	+++++	+++++				AVRG		0.000e+000		0.000e+000	<-

TestAmerica North Canton

INITIAL CALIBRATION DATA

Start Cal Date : 01-APR-2009 15:12
End Cal Date : 01-APR-2009 17:51
Quant Method : ISTD
Origin : Included
Target Version : 4.14
Integrator : HP RTE
Method file : \\cansvr11\dd\chem\MSS\a4hp7.i\90401a.b\8270C-625.m
Last Edit : 01-Apr-2009 18:23 gruberj

Compound	0.0500000 Level 1	0.2500000 Level 2	0.5000000 Level 3	1.0000 Level 4	2.5000 Level 5	5.0000 Level 6	Curve	Coefficients b	m1	m2	%RSD or R^2	
	7.5000 Level 7	10.0000 Level 8	12.5000 Level 9									
72 Isosafrole 2	+++++	+++++	+++++	+++++	+++++	+++++						
	+++++	+++++	+++++				AVRG		0.000e+000		0.000e+000	<-
73 2-Nitroaniline	+++++	0.39843	0.46521	0.46763	0.50082	0.52230						
	0.52779	0.58204	0.55604				AVRG		0.50253		11.57059	<-
74 1,2,3,4-Tetrachlorobenzene	+++++	0.41942	0.44028	0.42079	0.44407	0.44286						
	0.43564	0.48581	0.45337				AVRG		0.44278		4.71556	<-
75 1,4-Naphthoquinone	+++++	+++++	+++++	+++++	+++++	+++++						
	+++++	+++++	+++++				AVRG		0.000e+000		0.000e+000	<-
76 Dimethylphthalate	+++++	1.04940	1.13226	1.10394	1.16973	1.21737						
	1.21199	1.35195	1.26528				AVRG		1.18774		8.05097	<-
77 m-Dinitrobenzene	+++++	+++++	+++++	+++++	+++++	+++++						
	+++++	+++++	+++++				AVRG		0.000e+000		0.000e+000	<-
78 2,6-Dinitrotoluene	+++++	0.21397	0.24611	0.24326	0.27978	0.29584						
	0.29835	0.32837	0.31597				AVRG		0.27771		14.29858	<-

TestAmerica North Canton

INITIAL CALIBRATION DATA

Start Cal Date : 01-APR-2009 15:12
End Cal Date : 01-APR-2009 17:51
Quant Method : ISTD
Origin : Included
Target Version : 4.14
Integrator : HP RTE
Method file : \\cansvr11\dd\chem\MSS\a4hp7.i\90401a.b\8270C-625.m
Last Edit : 01-Apr-2009 18:23 gruberj

Compound	0.0500000 Level 1	0.2500000 Level 2	0.5000000 Level 3	1.0000 Level 4	2.5000 Level 5	5.0000 Level 6	Curve	Coefficients b	m1	m2	%RSD or R^2	
	7.5000 Level 7	10.0000 Level 8	12.5000 Level 9									
79 Acenaphthylene	1.90779	1.50966	1.68356	1.60960	1.69210	1.77897						
	1.76387	1.96239	1.84992				AVRG		1.75087		8.23357	
80 1,2-Dinitrobenzene	+++++	0.11741	0.12472	0.11849	0.13377	0.13731						
	0.14528	0.15916	0.15103				AVRG		0.13589		11.24368	<-
81 3-Nitroaniline	+++++	0.24160	0.26454	0.27230	0.30251	0.30332						
	0.31501	0.34925	0.33339				AVRG		0.29774		12.16156	<-
82 Acenaphthene	1.28453	1.05495	1.05411	0.99024	1.07965	1.09753						
	1.08854	1.19925	1.15131				AVRG		1.11112		7.93285	
83 2,4-Dinitrophenol	+++++	+++++	27158	58666	120153	369197						
	744758	886703	1382379				QUAD	0.28690	4.49094	-0.28109	0.99695	<-
84 Pentachlorobenzene	+++++	+++++	+++++	+++++	+++++	+++++						
	+++++	+++++	+++++				AVRG		0.000e+000		0.000e+000	<-
85 4-Nitrophenol	+++++	+++++	0.20438	0.20083	0.25150	0.24982						
	0.23073	0.25878	0.28805				AVRG		0.24058		12.89669	<-

TestAmerica North Canton

INITIAL CALIBRATION DATA

Start Cal Date : 01-APR-2009 15:12
End Cal Date : 01-APR-2009 17:51
Quant Method : ISTD
Origin : Included
Target Version : 4.14
Integrator : HP RTE
Method file : \\cansvr11\dd\chem\MSS\a4hp7.i\90401a.b\8270C-625.m
Last Edit : 01-Apr-2009 18:23 gruberj

Compound	0.0500000 Level 1	0.2500000 Level 2	0.5000000 Level 3	1.0000 Level 4	2.5000 Level 5	5.0000 Level 6	Curve	Coefficients b	Coefficients m1	Coefficients m2	%RSD or R^2	
	7.5000 Level 7	10.0000 Level 8	12.5000 Level 9									
86 Dibenzofuran	1.74622	1.35529	1.47174	1.34975	1.46131	1.47534						
	1.46534	1.62227	1.55155				AVRG		1.49987		8.36242	
87 2,4-Dinitrotoluene	+++++	0.26318	0.31662	0.31795	0.34061	0.37290						
	0.37686	0.42101	0.39553				AVRG		0.35058		14.51467	<-
88 2,3,4,6-Tetrachlorophenol	+++++	+++++	+++++	+++++	+++++	+++++						
	+++++	+++++	+++++				AVRG		0.000e+000		0.000e+000	<-
89 1-Naphthylamine	+++++	+++++	+++++	+++++	+++++	+++++						
	+++++	+++++	+++++				AVRG		0.000e+000		0.000e+000	<-
90 Zinophos	+++++	+++++	+++++	+++++	+++++	+++++						
	+++++	+++++	+++++				AVRG		0.000e+000		0.000e+000	<-
91 2,3,5,6-Tetrachlorophenol	+++++	0.21108	0.22796	0.23626	0.26418	0.27359						
	0.27866	0.30782	0.29273				AVRG		0.26154		12.82278	<-
92 2-Naphthylamine	+++++	+++++	+++++	+++++	+++++	+++++						
	+++++	+++++	+++++				AVRG		0.000e+000		0.000e+000	<-

TestAmerica North Canton

INITIAL CALIBRATION DATA

Start Cal Date : 01-APR-2009 15:12
End Cal Date : 01-APR-2009 17:51
Quant Method : ISTD
Origin : Included
Target Version : 4.14
Integrator : HP RTE
Method file : \\cansvr11\dd\chem\MSS\a4hp7.i\90401a.b\8270C-625.m
Last Edit : 01-Apr-2009 18:23 gruberj

Compound	0.0500000 Level 1	0.2500000 Level 2	0.5000000 Level 3	1.0000 Level 4	2.5000 Level 5	5.0000 Level 6	Curve	Coefficients b	m1	m2	%RSD or R^2	
	7.5000 Level 7	10.0000 Level 8	12.5000 Level 9									
93 Diethylphthalate	+++++	1.07043	1.19526	1.15754	1.18536	1.26262						
	1.27397	1.39673	1.33278				AVRG		1.23433		8.39271	<-
94 Fluorene	1.37747	1.09142	1.23269	1.10690	1.20750	1.23815						
	1.23105	1.37271	1.30909				AVRG		1.24078		8.17262	
95 4-Chlorophenyl-phenylether	+++++	0.51928	0.55587	0.51618	0.55916	0.57130						
	0.57552	0.63800	0.59698				AVRG		0.56654		7.02076	<-
96 4-Nitroaniline	+++++	10239	25922	48601	96190	275842						
	518873	614291	944673				QUAD	0.05097	3.17875	-0.23520	0.99737	<-
97 5-Nitro-o-toluidine	+++++	+++++	+++++	+++++	+++++	+++++						
	+++++	+++++	+++++				AVRG		0.000e+000		0.000e+000	<-
98 4,6-Dinitro-2-methylphenol	+++++	+++++	15131	33609	63059	208662						
	403357	461516	704845				QUAD	0.14997	6.41378	-0.62874	0.99858	<-
99 N-Nitrosodiphenylamine	+++++	0.47376	0.53466	0.50427	0.51989	0.55307						
	0.56631	0.60365	0.58508				AVRG		0.54259		7.93928	<-

TestAmerica North Canton

INITIAL CALIBRATION DATA

Start Cal Date : 01-APR-2009 15:12
End Cal Date : 01-APR-2009 17:51
Quant Method : ISTD
Origin : Included
Target Version : 4.14
Integrator : HP RTE
Method file : \\cansvr11\dd\chem\MSS\a4hp7.i\90401a.b\8270C-625.m
Last Edit : 01-Apr-2009 18:23 gruberj

Compound	0.0500000 Level 1	0.2500000 Level 2	0.5000000 Level 3	1.0000 Level 4	2.5000 Level 5	5.0000 Level 6	Curve	Coefficients b	m1	m2	%RSD or R^2	
	7.5000 Level 7	10.0000 Level 8	12.5000 Level 9									
100 1,2-Diphenylhydrazine	+++++	1.08938	1.25619	1.16772	1.24451	1.28514						
	1.29667	1.38673	1.35817				AVRG		1.26056		7.67675	<-
101 Diphenylamine	+++++	0.47376	0.53466	0.50427	0.51989	0.55307						
	0.56631	0.60365	0.58508				AVRG		0.54259		7.93928	<-
102 Tetraethyl dithiopyrophosphat	+++++	+++++	+++++	+++++	+++++	+++++						
	+++++	+++++	+++++				AVRG		0.000e+000		0.000e+000	<-
103 Diallate 1	+++++	+++++	+++++	+++++	+++++	+++++						
	+++++	+++++	+++++				AVRG		0.000e+000		0.000e+000	<-
M 189 Diallate, Total	+++++	+++++	+++++	+++++	+++++	+++++						
	+++++	+++++	+++++				AVRG		0.000e+000		0.000e+000	<-
104 Phorate	+++++	+++++	+++++	+++++	+++++	+++++						
	+++++	+++++	+++++				AVRG		0.000e+000		0.000e+000	<-
105 1,3,5-Trinitrobenzene	+++++	+++++	+++++	+++++	+++++	+++++						
	+++++	+++++	+++++				AVRG		0.000e+000		0.000e+000	<-

TestAmerica North Canton

INITIAL CALIBRATION DATA

Start Cal Date : 01-APR-2009 15:12
End Cal Date : 01-APR-2009 17:51
Quant Method : ISTD
Origin : Included
Target Version : 4.14
Integrator : HP RTE
Method file : \\cansvr11\dd\chem\MSS\a4hp7.i\90401a.b\8270C-625.m
Last Edit : 01-Apr-2009 18:23 gruberj

Compound	0.0500000 Level 1	0.2500000 Level 2	0.5000000 Level 3	1.0000 Level 4	2.5000 Level 5	5.0000 Level 6	Curve	Coefficients b	Coefficients m1	Coefficients m2	%RSD or R^2	
	7.5000 Level 7	10.0000 Level 8	12.5000 Level 9									
106 4-Bromophenyl-phenylether	+++++	0.15295	0.16607	0.16838	0.17244	0.17611						
	0.17628	0.18937	0.18838				AVRG		0.17375		6.85255	<-
107 Hexachlorobenzene	0.19654	0.16443	0.16771	0.15739	0.16080	0.15980						
	0.15859	0.16948	0.16684				AVRG		0.16684		7.15168	
108 Phenacetin	+++++	+++++	+++++	+++++	+++++	+++++						
	+++++	+++++	+++++				AVRG		0.000e+000		0.000e+000	<-
109 Diallate 2	+++++	+++++	+++++	+++++	+++++	+++++						
	+++++	+++++	+++++				AVRG		0.000e+000		0.000e+000	<-
110 Dimethoate	+++++	+++++	+++++	+++++	+++++	+++++						
	+++++	+++++	+++++				AVRG		0.000e+000		0.000e+000	<-
111 Pentachlorophenol	+++++	12267	30094	66068	119009	349425						
	655215	747054	1197047				QUAD	0.07311	8.35475	-0.77302	0.99981	<-
112 Pentachloronitrobenzene	+++++	+++++	+++++	+++++	+++++	+++++						
	+++++	+++++	+++++				AVRG		0.000e+000		0.000e+000	<-

TestAmerica North Canton

INITIAL CALIBRATION DATA

Start Cal Date : 01-APR-2009 15:12
End Cal Date : 01-APR-2009 17:51
Quant Method : ISTD
Origin : Included
Target Version : 4.14
Integrator : HP RTE
Method file : \\cansvr11\dd\chem\MSS\a4hp7.i\90401a.b\8270C-625.m
Last Edit : 01-Apr-2009 18:23 gruberj

Compound	0.0500000 Level 1	0.2500000 Level 2	0.5000000 Level 3	1.0000 Level 4	2.5000 Level 5	5.0000 Level 6	Curve	Coefficients b	m1	m2	%RSD or R^2	
	7.5000 Level 7	10.0000 Level 8	12.5000 Level 9									
113 4-Aminobiphenyl	+++++	+++++	+++++	+++++	+++++	+++++						
	+++++	+++++	+++++				AVRG		0.000e+000		0.000e+000	<-
114 Pronamide	+++++	+++++	+++++	+++++	+++++	+++++						
	+++++	+++++	+++++				AVRG		0.000e+000		0.000e+000	<-
115 Phenanthrene	1.31698	1.04362	1.11010	1.01879	1.06322	1.09510						
	1.12343	1.20035	1.18648				AVRG		1.12868		8.23011	
116 Anthracene	1.10885	0.96990	1.07014	1.00683	1.05942	1.11421						
	1.13303	1.21569	1.18109				AVRG		1.09546		7.16539	
117 Dinoseb	+++++	+++++	+++++	+++++	+++++	+++++						
	+++++	+++++	+++++				AVRG		0.000e+000		0.000e+000	<-
118 Disulfoton	+++++	+++++	+++++	+++++	+++++	+++++						
	+++++	+++++	+++++				AVRG		0.000e+000		0.000e+000	<-
119 Carbazole	+++++	0.89474	0.97518	0.92561	0.96424	1.02581						
	1.05849	1.12620	1.10742				AVRG		1.00971		8.31202	<-

TestAmerica North Canton

INITIAL CALIBRATION DATA

Start Cal Date : 01-APR-2009 15:12
End Cal Date : 01-APR-2009 17:51
Quant Method : ISTD
Origin : Included
Target Version : 4.14
Integrator : HP RTE
Method file : \\cansvr11\dd\chem\MSS\a4hp7.i\90401a.b\8270C-625.m
Last Edit : 01-Apr-2009 18:23 gruberj

Compound	0.0500000 Level 1	0.2500000 Level 2	0.5000000 Level 3	1.0000 Level 4	2.5000 Level 5	5.0000 Level 6	Curve	Coefficients b	m1	m2	%RSD or R^2	
	7.5000 Level 7	10.0000 Level 8	12.5000 Level 9									
120 Di-n-Butylphthalate	+++++	1.02140	1.23156	1.13674	1.22420	1.33033						
	1.36151	1.46227	1.44291				AVRG		1.27636		11.90749	<-
121 4-Nitroquinoline 1-oxide	+++++	+++++	+++++	+++++	+++++	+++++						
	+++++	+++++	+++++				AVRG		0.000e+000		0.000e+000	<-
122 Methapyrilene	+++++	+++++	+++++	+++++	+++++	+++++						
	+++++	+++++	+++++				AVRG		0.000e+000		0.000e+000	<-
123 Fluoranthene	1.23417	0.97075	1.06465	1.03269	1.07002	1.12890						
	1.14556	1.23511	1.20274				AVRG		1.12051		8.30755	
124 Benzidine	+++++	+++++	63352	138265	274688	930955						
	1862444	2059719	3144829				QUAD	0.18875	1.18787	-0.01865	0.99807	<-
125 Pyrene	1.54946	1.28344	1.34024	1.27802	1.35492	1.36550						
	1.43477	1.54309	1.50862				AVRG		1.40645		7.57076	
126 Aramite 1	+++++	+++++	+++++	+++++	+++++	+++++						
	+++++	+++++	+++++				AVRG		0.000e+000		0.000e+000	<-

TestAmerica North Canton

INITIAL CALIBRATION DATA

Start Cal Date : 01-APR-2009 15:12
End Cal Date : 01-APR-2009 17:51
Quant Method : ISTD
Origin : Included
Target Version : 4.14
Integrator : HP RTE
Method file : \\cansvr11\dd\chem\MSS\a4hp7.i\90401a.b\8270C-625.m
Last Edit : 01-Apr-2009 18:23 gruberj

Compound	0.0500000 Level 1	0.2500000 Level 2	0.5000000 Level 3	1.0000 Level 4	2.5000 Level 5	5.0000 Level 6	Curve	Coefficients b	m1	m2	%RSD or R^2	
	7.5000 Level 7	10.0000 Level 8	12.5000 Level 9									
M 191 Aramite, Total	+++++	+++++	+++++	+++++	+++++	+++++						
	+++++	+++++	+++++				AVRG		0.000e+000		0.000e+000	<-
127 Aramite 2	+++++	+++++	+++++	+++++	+++++	+++++						
	+++++	+++++	+++++				AVRG		0.000e+000		0.000e+000	<-
128 p-Dimethylamino azobenzene	+++++	+++++	+++++	+++++	+++++	+++++						
	+++++	+++++	+++++				AVRG		0.000e+000		0.000e+000	<-
129 p-Chlorobenzilate	+++++	+++++	+++++	+++++	+++++	+++++						
	+++++	+++++	+++++				AVRG		0.000e+000		0.000e+000	<-
130 Famphur	+++++	+++++	+++++	+++++	+++++	+++++						
	+++++	+++++	+++++				AVRG		0.000e+000		0.000e+000	<-
131 Butylbenzylphthalate	+++++	0.56723	0.59884	0.60259	0.61314	0.65205						
	0.70050	0.75129	0.74323				AVRG		0.65361		10.73736	<-
132 3,3'-Dimethylbenzidine	+++++	+++++	+++++	+++++	+++++	+++++						
	+++++	+++++	+++++				AVRG		0.000e+000		0.000e+000	<-

TestAmerica North Canton

INITIAL CALIBRATION DATA

Start Cal Date : 01-APR-2009 15:12
End Cal Date : 01-APR-2009 17:51
Quant Method : ISTD
Origin : Included
Target Version : 4.14
Integrator : HP RTE
Method file : \\cansvr11\dd\chem\MSS\a4hp7.i\90401a.b\8270C-625.m
Last Edit : 01-Apr-2009 18:23 gruberj

Compound	0.0500000 Level 1	0.2500000 Level 2	0.5000000 Level 3	1.0000 Level 4	2.5000 Level 5	5.0000 Level 6	Curve	Coefficients b	m1	m2	%RSD or R^2	
	7.5000 Level 7	10.0000 Level 8	12.5000 Level 9									
133 3,3'-Dimethoxybenzidine	+++++	+++++	19483	43111	84165	245057						
	516726	545346	905653				QUAD	0.09461	4.77291	-0.56280	0.99885	<-
134 2-Acetylaminofluorene	+++++	+++++	+++++	+++++	+++++	+++++						
	+++++	+++++	+++++				AVRG		0.000e+000		0.000e+000	<-
135 3,3'-Dichlorobenzidine	+++++	0.33937	0.38680	0.39843	0.40896	0.44035						
	0.45518	0.49224	0.48282				AVRG		0.42552		12.16783	<-
136 Benzo(a)Anthracene	1.56723	1.34469	1.28704	1.21043	1.26697	1.25209						
	1.31911	1.41650	1.39587				AVRG		1.33999		8.07733	
137 Chrysene	1.44368	1.20352	1.28685	1.17795	1.19669	1.19677						
	1.22024	1.33061	1.33260				AVRG		1.26543		7.06579	
138 4,4'-Methylene bis(o-chloroan	+++++	0.18106	0.20673	0.20035	0.21896	0.22881						
	0.24169	0.25703	0.24885				AVRG		0.22294		11.70003	<-
139 bis(2-ethylhexyl)Phthalate	+++++	0.73609	0.81457	0.84541	0.87965	0.94048						
	0.98998	1.06780	1.04301				AVRG		0.91462		12.68277	<-

TestAmerica North Canton

INITIAL CALIBRATION DATA

Start Cal Date : 01-APR-2009 15:12
End Cal Date : 01-APR-2009 17:51
Quant Method : ISTD
Origin : Included
Target Version : 4.14
Integrator : HP RTE
Method file : \\cansvr11\dd\chem\MSS\a4hp7.i\90401a.b\8270C-625.m
Last Edit : 01-Apr-2009 18:23 gruberj

Compound	0.0500000 Level 1	0.2500000 Level 2	0.5000000 Level 3	1.0000 Level 4	2.5000 Level 5	5.0000 Level 6	Curve	Coefficients b	Coefficients m1	Coefficients m2	%RSD or R^2	
	7.5000 Level 7	10.0000 Level 8	12.5000 Level 9									
140 Di-n-octylphthalate	+++++	66954	147973	321051	607379	1862337						
	3653001	4185226	6558853				QUAD	0.09224	0.57578	-0.00619	0.99869	<-
141 Benzo(b)fluoranthene	1.41470	1.19230	1.13464	1.23283	1.25036	1.32818						
	1.33083	1.40436	1.44729				AVRG		1.30394		8.28061	
142 Benzo(k)fluoranthene	1.39486	1.09349	1.28517	1.15812	1.24348	1.29455						
	1.33018	1.46914	1.35200				AVRG		1.29122		8.94618	
143 7,12-dimethylbenz[a]anthracen	+++++	+++++	+++++	+++++	+++++	+++++						
	+++++	+++++	+++++				AVRG		0.000e+000		0.000e+000	<-
144 Hexachlorophene	+++++	+++++	+++++	+++++	+++++	+++++						
	+++++	+++++	+++++				AVRG		0.000e+000		0.000e+000	<-
145 Hexachlorophene product	+++++	+++++	+++++	+++++	+++++	+++++						
	+++++	+++++	+++++				AVRG		0.000e+000		0.000e+000	<-
146 Benzo(a)pyrene	1.26764	0.96981	1.08731	1.05440	1.10780	1.20188						
	1.23471	1.32913	1.27422				AVRG		1.16966		10.25348	

TestAmerica North Canton

INITIAL CALIBRATION DATA

Start Cal Date : 01-APR-2009 15:12
End Cal Date : 01-APR-2009 17:51
Quant Method : ISTD
Origin : Included
Target Version : 4.14
Integrator : HP RTE
Method file : \\cansvr11\dd\chem\MSS\a4hp7.i\90401a.b\8270C-625.m
Last Edit : 01-Apr-2009 18:23 gruberj

Compound	0.0500000 Level 1	0.2500000 Level 2	0.5000000 Level 3	1.0000 Level 4	2.5000 Level 5	5.0000 Level 6	Curve	Coefficients b	m1	m2	%RSD or R^2	
	7.5000 Level 7	10.0000 Level 8	12.5000 Level 9									
148 3-Methylcholanthrene	+++++	+++++	+++++	+++++	+++++	+++++						
	+++++	+++++	+++++				AVRG		0.000e+000		0.000e+000	<-
149 Indeno(1,2,3-cd)pyrene	1.14865	1.02081	1.09198	1.10517	1.16465	1.26802						
	1.27630	1.37069	1.31386				AVRG		1.19557		9.76463	
150 Dibenz(a,h)anthracene	1.03395	0.82388	0.95752	0.91822	1.00803	1.10243						
	1.09819	1.20461	1.13266				AVRG		1.03105		11.45755	
151 Benzo(g,h,i)perylene	1.01539	0.83170	0.94709	0.92500	0.96451	1.02896						
	1.05654	1.14204	1.09266				AVRG		1.00043		9.41947	
230 2-Chloroacetophenone	+++++	+++++	+++++	+++++	+++++	+++++						
	+++++	+++++	+++++				AVRG		0.000e+000		0.000e+000	<-
199 3-Picoline	+++++	+++++	+++++	+++++	+++++	+++++						
	+++++	+++++	+++++				AVRG		0.000e+000		0.000e+000	<-
200 N,N-Dimethylacetamide	+++++	+++++	+++++	+++++	+++++	+++++						
	+++++	+++++	+++++				AVRG		0.000e+000		0.000e+000	<-

TestAmerica North Canton

INITIAL CALIBRATION DATA

Start Cal Date : 01-APR-2009 15:12
End Cal Date : 01-APR-2009 17:51
Quant Method : ISTD
Origin : Included
Target Version : 4.14
Integrator : HP RTE
Method file : \\cansvr11\dd\chem\MSS\a4hp7.i\90401a.b\8270C-625.m
Last Edit : 01-Apr-2009 18:23 gruberj

Compound	0.0500000 Level 1	0.2500000 Level 2	0.5000000 Level 3	1.0000 Level 4	2.5000 Level 5	5.0000 Level 6	Curve	Coefficients b	m1	m2	%RSD or R^2	
	7.5000 Level 7	10.0000 Level 8	12.5000 Level 9									
201 Quinoline	+++++	+++++	+++++	+++++	+++++	+++++						
	+++++	+++++	+++++				AVRG		0.000e+000		0.000e+000	<-
202 Diphenyl	+++++	+++++	+++++	+++++	+++++	+++++						
	+++++	+++++	+++++				AVRG		0.000e+000		0.000e+000	<-
203 Diphenyl ether	+++++	+++++	+++++	+++++	+++++	+++++						
	+++++	+++++	+++++				AVRG		0.000e+000		0.000e+000	<-
204 6-Methylchrysene	+++++	+++++	+++++	+++++	+++++	+++++						
	+++++	+++++	+++++				AVRG		0.000e+000		0.000e+000	<-
205 Benzenethiol	+++++	+++++	+++++	+++++	+++++	+++++						
	+++++	+++++	+++++				AVRG		0.000e+000		0.000e+000	<-
207 Indene	+++++	+++++	+++++	+++++	+++++	+++++						
	+++++	+++++	+++++				AVRG		0.000e+000		0.000e+000	<-
208 Dibenz(a,j)acridine	+++++	+++++	+++++	+++++	+++++	+++++						
	+++++	+++++	+++++				AVRG		0.000e+000		0.000e+000	<-

TestAmerica North Canton

INITIAL CALIBRATION DATA

Start Cal Date : 01-APR-2009 15:12
End Cal Date : 01-APR-2009 17:51
Quant Method : ISTD
Origin : Included
Target Version : 4.14
Integrator : HP RTE
Method file : \\cansvr11\dd\chem\MSS\a4hp7.i\90401a.b\8270C-625.m
Last Edit : 01-Apr-2009 18:23 gruberj

Compound	0.0500000 Level 1	0.2500000 Level 2	0.5000000 Level 3	1.0000 Level 4	2.5000 Level 5	5.0000 Level 6	Curve	Coefficients b	Coefficients m1	Coefficients m2	%RSD or R^2	
	7.5000 Level 7	10.0000 Level 8	12.5000 Level 9									
214 Dibenz(a,h)acridine	+++++	+++++	+++++	+++++	+++++	+++++						
	+++++	+++++	+++++				AVRG		0.000e+000		0.000e+000	<-
209 Benzaldehyde	+++++	1.13655	1.25560	1.14645	1.14948	1.21500						
	1.14559	1.08897	+++++				AVRG		1.16252		4.73967	<-
210 Caprolactam	+++++	7895	16258	35937	65140	205076						
	395009	434506	644831				QUAD	0.10270	7.50426	-0.46873	0.99860	<-
211 1,1'-Biphenyl	+++++	1.31333	1.34808	1.31862	1.37093	1.41703						
	1.43101	1.55352	1.50468				AVRG		1.40715		6.18623	<-
212 Atrazine	+++++	0.14004	0.15787	0.14817	0.15791	0.16454						
	0.16225	0.16317	0.14614				AVRG		0.15501		5.85090	<-
220 Diphenyl Thiourea	+++++	+++++	+++++	+++++	+++++	+++++						
	+++++	+++++	+++++				AVRG		0.000e+000		0.000e+000	<-
216 1,3-Diethyl-2-Thiourea	+++++	+++++	+++++	+++++	+++++	+++++						
	+++++	+++++	+++++				AVRG		0.000e+000		0.000e+000	<-

TestAmerica North Canton

INITIAL CALIBRATION DATA

Start Cal Date : 01-APR-2009 15:12
End Cal Date : 01-APR-2009 17:51
Quant Method : ISTD
Origin : Included
Target Version : 4.14
Integrator : HP RTE
Method file : \\cansvr11\dd\chem\MSS\a4hp7.i\90401a.b\8270C-625.m
Last Edit : 01-Apr-2009 18:23 gruberj

Compound	0.0500000 Level 1	0.2500000 Level 2	0.5000000 Level 3	1.0000 Level 4	2.5000 Level 5	5.0000 Level 6	Curve	Coefficients b	m1	m2	%RSD or R^2	
	7.5000 Level 7	10.0000 Level 8	12.5000 Level 9									
218 1,1,3,3-Tetramethyl-2-Thioure	+++++	+++++	+++++	+++++	+++++	+++++						
	+++++	+++++	+++++				AVRG		0.000e+000		0.000e+000	<-
217 1,3-Dibutyl-2-Thiourea	+++++	+++++	+++++	+++++	+++++	+++++						
	+++++	+++++	+++++				AVRG		0.000e+000		0.000e+000	<-
215 bis(2-Chloroethoxy) ethane	+++++	+++++	+++++	+++++	+++++	+++++						
	+++++	+++++	+++++				AVRG		0.000e+000		0.000e+000	<-
221 Hexabromobenzene	+++++	+++++	+++++	+++++	+++++	+++++						
	+++++	+++++	+++++				AVRG		0.000e+000		0.000e+000	<-
219 o-Benzyl Phenol	+++++	+++++	+++++	+++++	+++++	+++++						
	+++++	+++++	+++++				AVRG		0.000e+000		0.000e+000	<-
223 1,2-bis(2-chloroethoxy)ethane	+++++	+++++	+++++	+++++	+++++	+++++						
	+++++	+++++	+++++				AVRG		0.000e+000		0.000e+000	<-
224 Benzothiazole	+++++	+++++	+++++	+++++	+++++	+++++						
	+++++	+++++	+++++				AVRG		0.000e+000		0.000e+000	<-

TestAmerica North Canton

INITIAL CALIBRATION DATA

Start Cal Date : 01-APR-2009 15:12
End Cal Date : 01-APR-2009 17:51
Quant Method : ISTD
Origin : Included
Target Version : 4.14
Integrator : HP RTE
Method file : \\cansvr11\dd\chem\MSS\a4hp7.i\90401a.b\8270C-625.m
Last Edit : 01-Apr-2009 18:23 gruberj

Compound	0.0500000 Level 1	0.2500000 Level 2	0.5000000 Level 3	1.0000 Level 4	2.5000 Level 5	5.0000 Level 6	Curve	Coefficients b	m1	m2	%RSD or R^2	
	7.5000 Level 7	10.0000 Level 8	12.5000 Level 9									
225 1,3-Dimethyl-2-Thiourea	+++++	+++++	+++++	+++++	+++++	+++++						
	+++++	+++++	+++++				AVRG		0.000e+000		0.000e+000	<-
226 Methyl parathion	+++++	+++++	+++++	+++++	+++++	+++++						
	+++++	+++++	+++++				AVRG		0.000e+000		0.000e+000	<-
227 Parathion	+++++	+++++	+++++	+++++	+++++	+++++						
	+++++	+++++	+++++				AVRG		0.000e+000		0.000e+000	<-
228 Isodrin	+++++	+++++	+++++	+++++	+++++	+++++						
	+++++	+++++	+++++				AVRG		0.000e+000		0.000e+000	<-
229 Kepone	+++++	+++++	+++++	+++++	+++++	+++++						
	+++++	+++++	+++++				AVRG		0.000e+000		0.000e+000	<-
231 Acrylamide	+++++	+++++	+++++	+++++	+++++	+++++						
	+++++	+++++	+++++				AVRG		0.000e+000		0.000e+000	<-
232 2-Methylcyclohexanone	+++++	+++++	+++++	+++++	+++++	+++++						
	+++++	+++++	+++++				AVRG		0.000e+000		0.000e+000	<-

TestAmerica North Canton

INITIAL CALIBRATION DATA

Start Cal Date : 01-APR-2009 15:12
End Cal Date : 01-APR-2009 17:51
Quant Method : ISTD
Origin : Included
Target Version : 4.14
Integrator : HP RTE
Method file : \\cansvr11\dd\chem\MSS\a4hp7.i\90401a.b\8270C-625.m
Last Edit : 01-Apr-2009 18:23 gruberj

Compound	0.0500000 Level 1	0.2500000 Level 2	0.5000000 Level 3	1.0000 Level 4	2.5000 Level 5	5.0000 Level 6	Curve	Coefficients b	m1	m2	%RSD or R^2	
	7.5000 Level 7	10.0000 Level 8	12.5000 Level 9									
233 3-Methylcyclohexanone	+++++	+++++	+++++	+++++	+++++	+++++						
	+++++	+++++	+++++				AVRG		0.000e+000		0.000e+000	<-
234 4-Methylcyclohexanone	+++++	+++++	+++++	+++++	+++++	+++++						
	+++++	+++++	+++++				AVRG		0.000e+000		0.000e+000	<-
235 Tributyl phosphate	+++++	+++++	+++++	+++++	+++++	+++++						
	+++++	+++++	+++++				AVRG		0.000e+000		0.000e+000	<-
$ 154 Nitrobenzene-d5	0.48961	0.50702	0.54971	0.52265	0.54263	0.52035						
	0.52217	0.55809	0.55585				AVRG		0.52979		4.41271	
$ 155 2-Fluorobiphenyl	1.45159	1.07855	1.19577	1.08788	1.15534	1.20416						
	1.19520	1.31560	1.24678				AVRG		1.21454		9.49191	
$ 156 Terphenyl-d14	0.96656	0.72943	0.79430	0.76003	0.79167	0.77826						
	0.80898	0.89143	0.85991				AVRG		0.82006		8.97132	
$ 157 Phenol-d5	2.17299	1.83923	2.00798	1.88007	2.00749	2.12524						
	2.16096	2.27707	2.23355				AVRG		2.07829		7.37656	

TestAmerica North Canton

INITIAL CALIBRATION DATA

Start Cal Date : 01-APR-2009 15:12
End Cal Date : 01-APR-2009 17:51
Quant Method : ISTD
Origin : Included
Target Version : 4.14
Integrator : HP RTE
Method file : \\cansvr11\dd\chem\MSS\a4hp7.i\90401a.b\8270C-625.m
Last Edit : 01-Apr-2009 18:23 gruberj

Compound	0.0500000 Level 1	0.2500000 Level 2	0.5000000 Level 3	1.0000 Level 4	2.5000 Level 5	5.0000 Level 6	Curve	Coefficients b	m1	m2	%RSD or R^2	
	7.5000 Level 7	10.0000 Level 8	12.5000 Level 9									
$ 158 2-Fluorophenol	1.39151	1.24318	1.22886	1.23553	1.31533	1.38177						
	1.39446	1.51843	1.49187				AVRG		1.35566		7.96651	
$ 159 2,4,6-Tribromophenol	+++++	0.07888	0.09903	0.09288	0.10310	0.11044						
	0.11095	0.12440	0.11890				AVRG		0.10482		13.97560	<-
$ 186 2-Chlorophenol-d4	+++++	0.97768	1.14922	1.07645	1.12496	1.18540						
	1.20230	1.26792	1.24984				AVRG		1.15422		8.24856	<-
$ 187 1,2-Dichlorobenzene-d4	+++++	0.73311	0.78359	0.73770	0.76187	0.80205						
	0.82289	0.85076	0.83862				AVRG		0.79132		5.66622	<-

TestAmerica North Canton

INITIAL CALIBRATION DATA

Start Cal Date : 01-APR-2009 15:12
End Cal Date : 01-APR-2009 17:51
Quant Method : ISTD
Origin : Included
Target Version : 4.14
Integrator : HP RTE
Method file : \\cansvr11\dd\chem\MSS\a4hp7.i\90401a.b\8270C-625.m
Last Edit : 01-Apr-2009 18:23 gruberj

Curve	Formula	Units
Averaged	Amt = Rsp/m1	Response
Quad	Amt = b + m1*Rsp + m2*Rsp^2	Response

TestAmerica North Canton

Semivolatile REPORT SW-846 Method 8270

Data file : \\cansvr11\dd\chem\MSS\a4hp7.i\90401a.b\7HHH0401.D
Lab Smp Id: l9
Inj Date : 01-APR-2009 16:51
Operator : 001710   Inst ID: a4hp7.i
Smp Info : l9,90401a.b,8270C-625,1-827042d.sub,1,,9
Misc Info :
Comment   :
Method   : \\cansvr11\dd\chem\MSS\a4hp7.i\90401a.b\8270C-625.m
Meth Date : 02-Apr-2009 07:00 a4hp7.i Quant Type: ISTD
Cal Date : 01-APR-2009 16:31   Cal File: 7SLL0401.D
Als bottle: 7   Calibration Sample, Level: 9
Dil Factor: 1.00000
Integrator: HP RTE   Compound Sublist: 1-827042d.sub
Target Version: 4.14
Processing Host: CANPMSSV01

		QUANT SIG					AMOUNTS CAL-AMT	ON-COL
	Compounds	MASS	RT	EXP RT	REL RT	RESPONSE	(NG)	(NG)
* 1	1,4-Dichlorobenzene-d4	152	3.563	3.563	(1.000)	183796	2.00000	(Q)
* 2	Naphthalene-d8	136	4.456	4.456	(1.000)	758068	2.00000	
* 3	Acenaphthene-d10	164	5.729	5.729	(1.000)	410269	2.00000	
* 4	Phenanthrene-d10	188	6.810	6.810	(1.000)	674878	2.00000	
* 5	Chrysene-d12	240	8.778	8.778	(1.000)	572467	2.00000	
* 6	Perylene-d12	264	10.249	10.249	(1.000)	542241	2.00000	
9	Pyridine	79	1.975	1.975	(0.554)	2344228	12.5000	13.865
10	N-Nitrosodimethylamine	74	1.948	1.948	(0.547)	1232282	12.5000	13.520(H)
11	Ethyl methacrylate	69	2.172	2.172	(0.610)	2049207	12.5000	13.586
12	3-Chloropropionitrile	54	2.354	2.354	(0.661)	854595	12.5000	13.425
13	Malononitrile	66	2.493	2.493	(0.700)	2355356	12.5000	13.062
209	Benzaldehyde	77	Compound Not Detected.					
21	Aniline	93	3.344	3.344	(0.938)	3530852	12.5000	13.954
22	Phenol	94	3.285	3.285	(0.922)	2872739	12.5000	13.345
23	bis(2-Chloroethyl)ether	93	3.365	3.365	(0.944)	2307492	12.5000	13.683
24	2-Chlorophenol	128	3.424	3.424	(0.961)	1626475	12.5000	13.371
26	1,3-Dichlorobenzene	146	3.531	3.531	(0.991)	1617937	12.5000	13.424
27	1,4-Dichlorobenzene	146	3.574	3.574	(1.003)	1449737	12.5000	13.097
28	1,2-Dichlorobenzene	146	3.686	3.686	(1.035)	1547652	12.5000	13.384
29	Benzyl Alcohol	108	3.643	3.643	(1.023)	1255635	12.5000	13.763
30	2-Methylphenol	108	3.697	3.697	(1.038)	1841636	12.5000	13.432
31	bis(2-Chloroisopropyl)ether	45	3.724	3.724	(1.045)	1545993	12.5000	13.409
37	Acetophenone	105	3.836	3.836	(1.077)	2818858	12.5000	13.216
32	N-Nitroso-di-n-propylamine	70	3.831	3.831	(1.075)	1860242	12.5000	13.453
192	4-Methylphenol	108	3.804	3.804	(1.068)	2001870	12.5000	13.596
34	Hexachloroethane	117	3.921	3.921	(1.101)	716884	12.5000	13.301
35	Nitrobenzene	77	3.959	3.959	(0.888)	2674214	12.5000	13.114
41	Isophorone	82	4.125	4.125	(0.926)	4929042	12.5000	13.653
42	2-Nitrophenol	139	4.178	4.178	(0.938)	938719	12.5000	14.090(Q)
43	2,4-Dimethylphenol	107	4.178	4.178	(0.938)	2249775	12.5000	13.299(Q)
44	bis(2-Chloroethoxy)methane	93	4.248	4.248	(0.953)	2607608	12.5000	13.605

46	2,4-Toluenediamene	121	Compound Not Detected.				
47	1,3,5-Trichlorobenzene	180	4.189	4.189 (0.940)	1537559	12.5000	12.914

	Compounds	QUANT SIG MASS	RT	EXP RT	REL RT	RESPONSE	AMOUNTS CAL-AMT (NG)	AMOUNTS ON-COL (NG)
48	2,4-Dichlorophenol	162	4.344	4.344	(0.975)	1253714	12.5000	13.677
49	Benzoic Acid	122	4.301	4.301	(0.965)	2480334	25.0000	24.844(QMH)
50	1,2,4-Trichlorobenzene	180	4.408	4.408	(0.989)	1357900	12.5000	13.079
51	Naphthalene	128	4.478	4.478	(1.005)	4859682	12.5000	13.152
52	4-Chloroaniline	127	4.494	4.494	(1.008)	1990655	12.5000	12.706
56	Hexachlorobutadiene	225	4.547	4.547	(1.020)	704850	12.5000	12.759
210	Caprolactam	113	4.783	4.783	(1.073)	644831	12.5000	12.294
57	1,2,3-Trichlorobenzene	180	4.574	4.574	(1.026)	1267818	12.5000	13.392
59	4-Chloro-3-Methylphenol	107	4.825	4.825	(1.083)	2001806	12.5000	13.956
62	2-Methylnaphthalene	142	4.964	4.964	(1.114)	2655365	12.5000	13.301
63	1-Methylnaphthalene	142	5.039	5.039	(1.131)	3047041	12.5000	13.440
64	Hexachlorocyclopentadiene	237	5.071	5.071	(0.885)	873842	12.5000	13.710
66	2,4,6-Trichlorophenol	196	5.157	5.157	(0.900)	947793	12.5000	13.941
67	2,4,5-Trichlorophenol	196	5.189	5.189	(0.906)	991280	12.5000	13.792
211	1,1'-Biphenyl	154	5.296	5.296	(0.924)	3858261	12.5000	13.366
68	1,2,3,5-Tetrachlorobenzene	216	5.077	5.077	(0.886)	1256596	12.5000	12.957
70	2-Chloronaphthalene	162	5.323	5.323	(0.929)	2756945	12.5000	12.983
73	2-Nitroaniline	65	5.382	5.382	(0.939)	1425800	12.5000	13.831
74	1,2,3,4-Tetrachlorobenzene	216	5.296	5.296	(0.924)	1162516	12.5000	12.799
76	Dimethylphthalate	163	5.499	5.499	(0.960)	3244404	12.5000	13.316
78	2,6-Dinitrotoluene	165	5.553	5.553	(0.969)	810205	12.5000	14.222
79	Acenaphthylene	152	5.628	5.628	(0.982)	4743532	12.5000	13.207
80	1,2-Dinitrobenzene	168	5.601	5.601	(0.978)	387256	12.5000	13.892
81	3-Nitroaniline	138	5.681	5.681	(0.992)	854876	12.5000	13.997
82	Acenaphthene	153	5.751	5.751	(1.004)	2952180	12.5000	12.952(Q)
83	2,4-Dinitrophenol	184	5.756	5.756	(1.005)	1382379	25.0000	24.455(Q)
85	4-Nitrophenol	109	5.777	5.777	(1.008)	738615	12.5000	14.966(Q)
86	Dibenzofuran	168	5.879	5.879	(1.026)	3978445	12.5000	12.931
87	2,4-Dinitrotoluene	165	5.847	5.847	(1.021)	1014213	12.5000	14.103
91	2,3,5,6-Tetrachlorophenol	232	5.922	5.922	(1.034)	750623	12.5000	13.991
93	Diethylphthalate	149	6.002	6.002	(1.048)	3417480	12.5000	13.497
94	Fluorene	166	6.125	6.125	(1.069)	3356746	12.5000	13.188
95	4-Chlorophenyl-phenylether	204	6.104	6.104	(1.065)	1530753	12.5000	13.172
96	4-Nitroaniline	138	6.130	6.130	(1.070)	944673	12.5000	12.246(Q)
98	4,6-Dinitro-2-methylphenol	198	6.146	6.146	(0.903)	704845	12.5000	12.325
99	N-Nitrosodiphenylamine	169	6.189	6.189	(0.909)	2467872	12.5000	13.479
100	1,2-Diphenylhydrazine	77	6.221	6.221	(0.914)	5728763	12.5000	13.468
106	4-Bromophenyl-phenylether	248	6.462	6.462	(0.949)	794582	12.5000	13.553(Q)
107	Hexachlorobenzene	284	6.526	6.526	(0.958)	703744	12.5000	12.500
212	Atrazine	200	6.558	6.558	(0.963)	616416	12.5000	11.785
111	Pentachlorophenol	266	6.665	6.665	(0.979)	1197047	25.0000	24.920
115	Phenanthrene	178	6.831	6.831	(1.003)	5004564	12.5000	13.140
116	Anthracene	178	6.869	6.869	(1.009)	4981822	12.5000	13.477
119	Carbazole	167	6.970	6.970	(1.024)	4671079	12.5000	13.710
120	Di-n-Butylphthalate	149	7.173	7.173	(1.053)	6086160	12.5000	14.131
123	Fluoranthene	202	7.698	7.698	(1.130)	5073141	12.5000	13.417
124	Benzidine	184	7.772	7.772	(0.885)	3144829	12.5000	12.303
125	Pyrene	202	7.874	7.874	(0.897)	5397713	12.5000	13.408
131	Butylbenzylphthalate	149	8.281	8.281	(0.943)	2659228	12.5000	14.214
133	3,3'-Dimethoxybenzidine	244	8.676	8.676	(0.988)	905653	12.5000	12.474
135	3,3'-Dichlorobenzidine	252	8.719	8.719	(0.993)	1727506	12.5000	14.183
136	Benzo(a)Anthracene	228	8.767	8.767	(0.999)	4994308	12.5000	13.021

137 Chrysene	228	8.799	8.799 (1.002)	4767921	12.5000	13.163
138 4,4'-Methylene bis(o-chloroan	231	8.714	8.714 (0.993)	890353	12.5000	13.953

Compounds	QUANT SIG MASS	RT	EXP RT	REL RT	RESPONSE	AMOUNTS CAL-AMT (NG)	AMOUNTS ON-COL (NG)
139 bis(2-ethylhexyl)Phthalate	149	8.692	8.692	(0.990)	3731809	12.5000	14.255
140 Di-n-octylphthalate	149	9.249	9.249	(0.902)	6558853	12.5000	12.302
141 Benzo(b)fluoranthene	252	9.800	9.800	(0.956)	4904889	12.5000	13.874
142 Benzo(k)fluoranthene	252	9.832	9.832	(0.959)	4581952	12.5000	13.088(H)
146 Benzo(a)pyrene	252	10.195	10.195	(0.995)	4318354	12.5000	13.618
149 Indeno(1,2,3-cd)pyrene	276	11.896	11.896	(1.161)	4452664	12.5000	13.737(M)
150 Dibenz(a,h)anthracene	278	11.912	11.912	(1.162)	3838578	12.5000	13.732
151 Benzo(g,h,i)perylene	276	12.394	12.394	(1.209)	3703028	12.5000	13.652
198 1,4-Dioxane	88	1.777	1.777	(0.499)	749867	12.5000	13.299
$ 154 Nitrobenzene-d5	82	3.948	3.948	(0.886)	2633572	12.5000	13.115
$ 155 2-Fluorobiphenyl	172	5.216	5.216	(0.910)	3196961	12.5000	12.832
$ 156 Terphenyl-d14	244	7.949	7.949	(0.906)	3076691	12.5000	13.107
$ 157 Phenol-d5	99	3.274	3.274	(0.919)	2565731	12.5000	13.434
$ 158 2-Fluorophenol	112	2.697	2.697	(0.757)	1713752	12.5000	13.756
$ 159 2,4,6-Tribromophenol	330	6.302	6.302	(1.100)	304880	12.5000	14.178
$ 186 2-Chlorophenol-d4	132	3.413	3.413	(0.958)	1435722	12.5000	13.536
$ 187 1,2-Dichlorobenzene-d4	152	3.675	3.675	(1.032)	963344	12.5000	13.247
M 195 Cresols, total	100				3843506	12.5000	
101 Diphenylamine	169	6.189	6.189	(0.909)	2467872	12.5000	13.479

QC Flag Legend

Q - Qualifier signal failed the ratio test.
M - Compound response manually integrated.
H - Operator selected an alternate compound hit.

TestAmerica North Canton

INTERNAL STANDARD COMPOUNDS
AREA AND RT SUMMARY

Instrument ID: a4hp7.i
Lab File ID: 7HHH0401.D
Lab Smp Id: l9
Analysis Type: SV
Quant Type: ISTD
Operator: 001710
Method File: \\cansvr11\dd\chem\MSS\a4hp7.i\90401a.b\8270C-625.m
Misc Info:

Calibration Date: 01-APR-2009
Calibration Time: 18:11
Level:
Sample Type:

		AREA LIMIT			
COMPOUND	STANDARD	LOWER	UPPER	SAMPLE	%DIFF
1 1,4-Dichlorobenze	197819	98910	395638	183796	-7.09
2 Naphthalene-d8	837409	418705	1674818	758068	-9.47
3 Acenaphthene-d10	439589	219795	879178	410269	-6.67
4 Phenanthrene-d10	708614	354307	1417228	674878	-4.76
5 Chrysene-d12	611098	305549	1222196	572467	-6.32
6 Perylene-d12	569788	284894	1139576	542241	-4.83

		RT LIMIT			
COMPOUND	STANDARD	LOWER	UPPER	SAMPLE	%DIFF
1 1,4-Dichlorobenze	3.56	3.06	4.06	3.56	-0.00
2 Naphthalene-d8	4.46	3.96	4.96	4.46	-0.00
3 Acenaphthene-d10	5.72	5.22	6.22	5.73	0.09
4 Phenanthrene-d10	6.81	6.31	7.31	6.81	-0.00
5 Chrysene-d12	8.77	8.27	9.27	8.78	0.12
6 Perylene-d12	10.24	9.74	10.74	10.25	0.05

AREA UPPER LIMIT = +100% of internal standard area.
AREA LOWER LIMIT = - 50% of internal standard area.
RT UPPER LIMIT = + 0.50 minutes of internal standard RT.
RT LOWER LIMIT = - 0.50 minutes of internal standard RT.

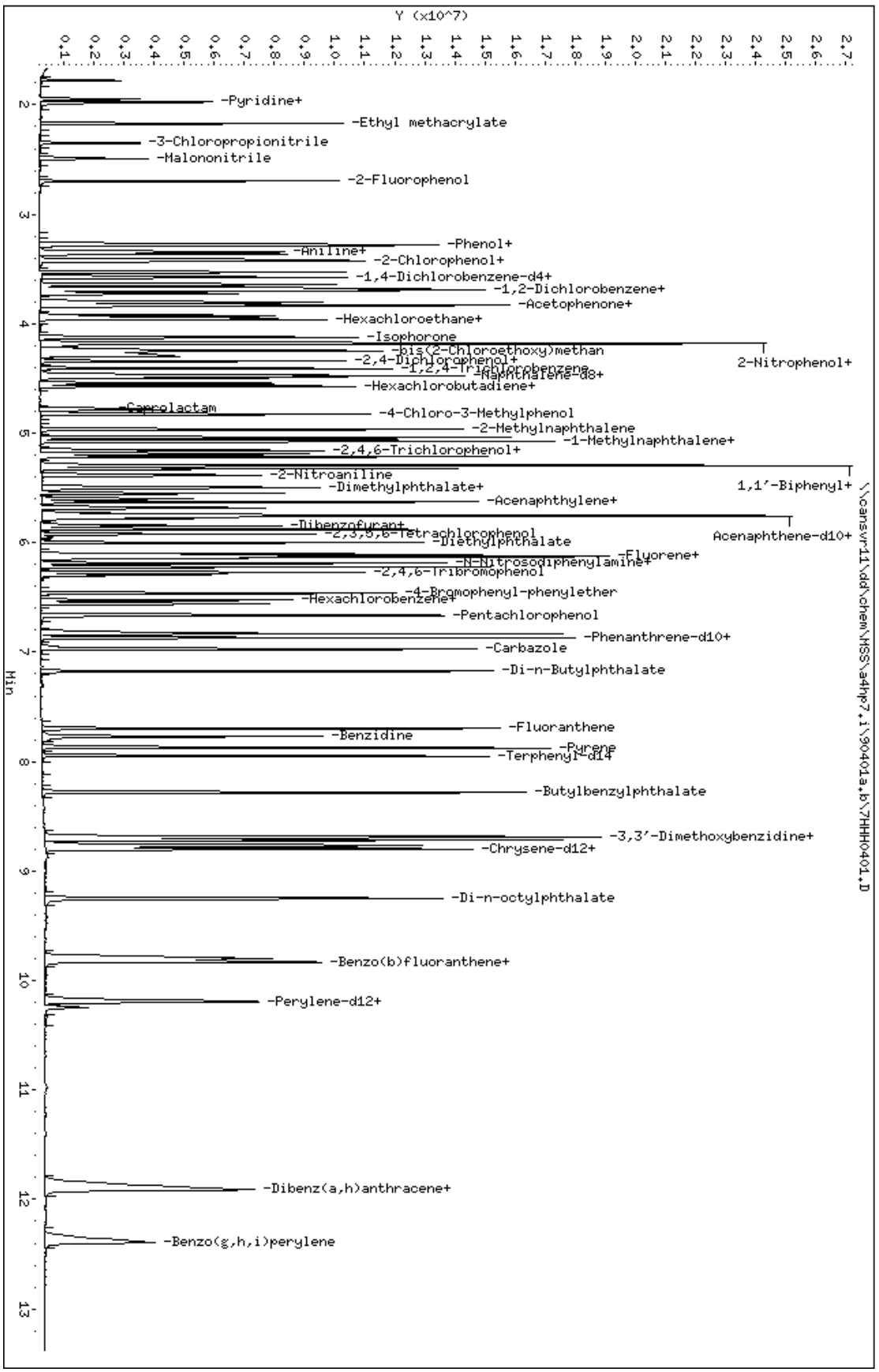

Data File: \\cansvr11\dd\chem\MSS\a4hp7.i\90401a.b\7HHH0401.D
Date : 01-APR-2009 16:51
Client ID:
Sample Info: 19,90401a,b,8270C-625,1-827042d,sub,1,,9
Column phase: db5.625

Instrument: a4hp7.i
Operator: 001710
Column diameter: 0.32

Data File Name: 7HHH0401.D
Inj. Date and Time: 01-APR-2009 16:51
Instrument ID: a4hp7.i
Client ID:
Compound Name: Benzoic Acid
CAS #: 65-85-0
Report Date: 04/02/2009

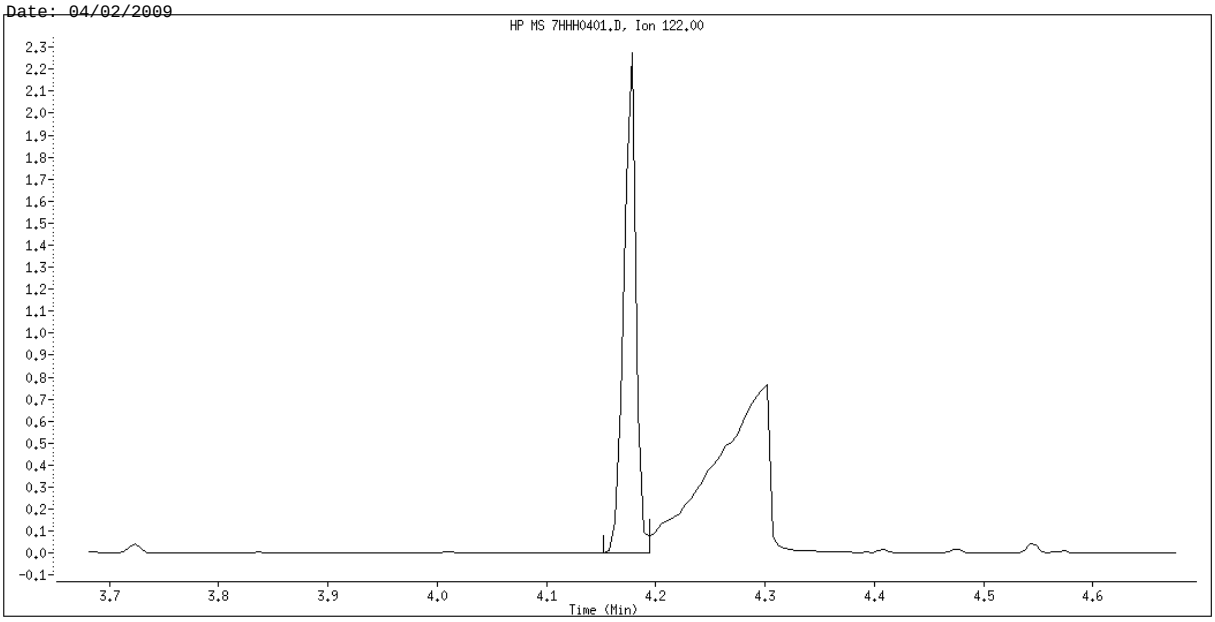

Original Integration

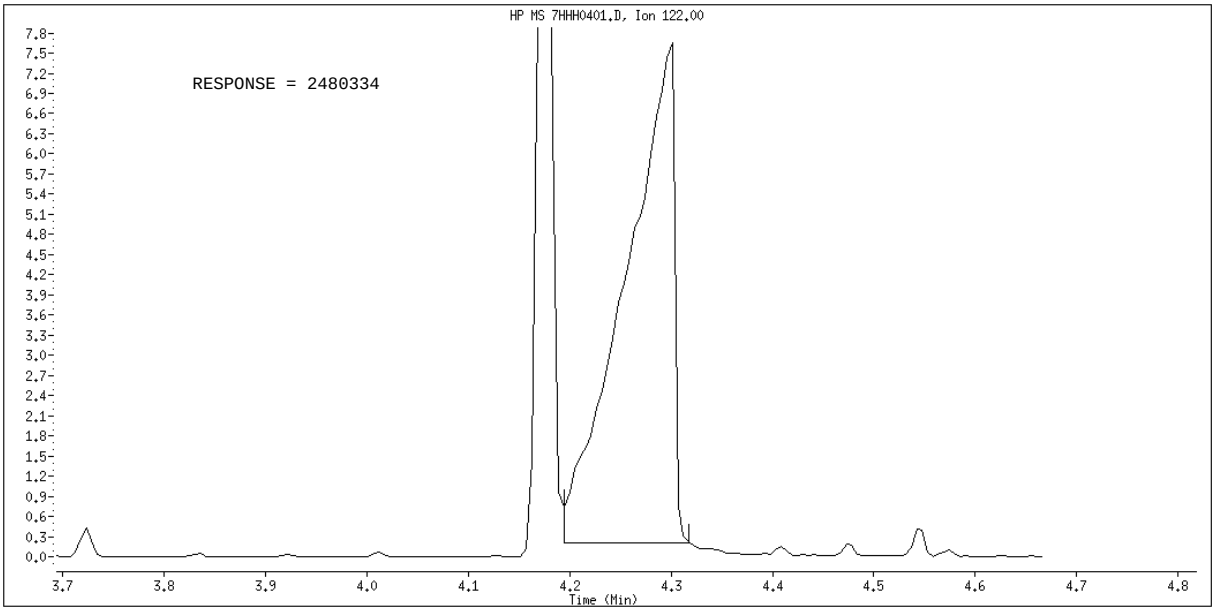

Manual Integration

Manually Integrated By: gruberj
Manual Integration Reason: Poor Chromatography

Data File Name: 7HHH0401.D
Inj. Date and Time: 01-APR-2009 16:51
Instrument ID: a4hp7.i
Client ID:
Compound Name: Indeno(1,2,3-cd)pyrene
CAS #: 193-39-5
Report Date: 04/02/2009

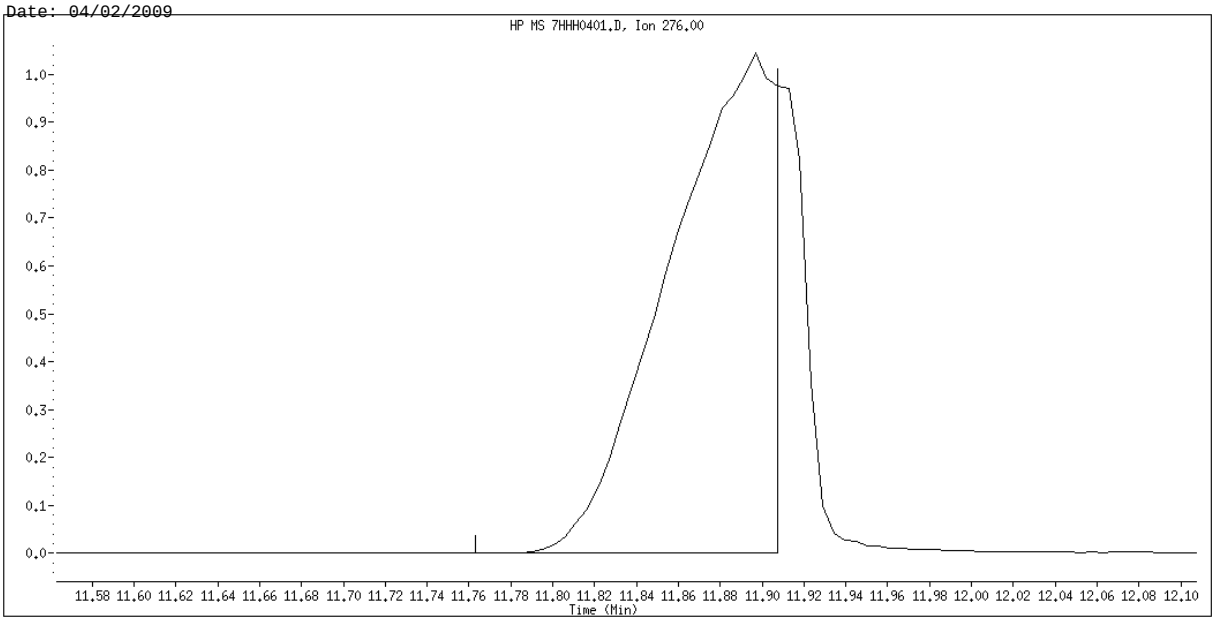

Original Integration

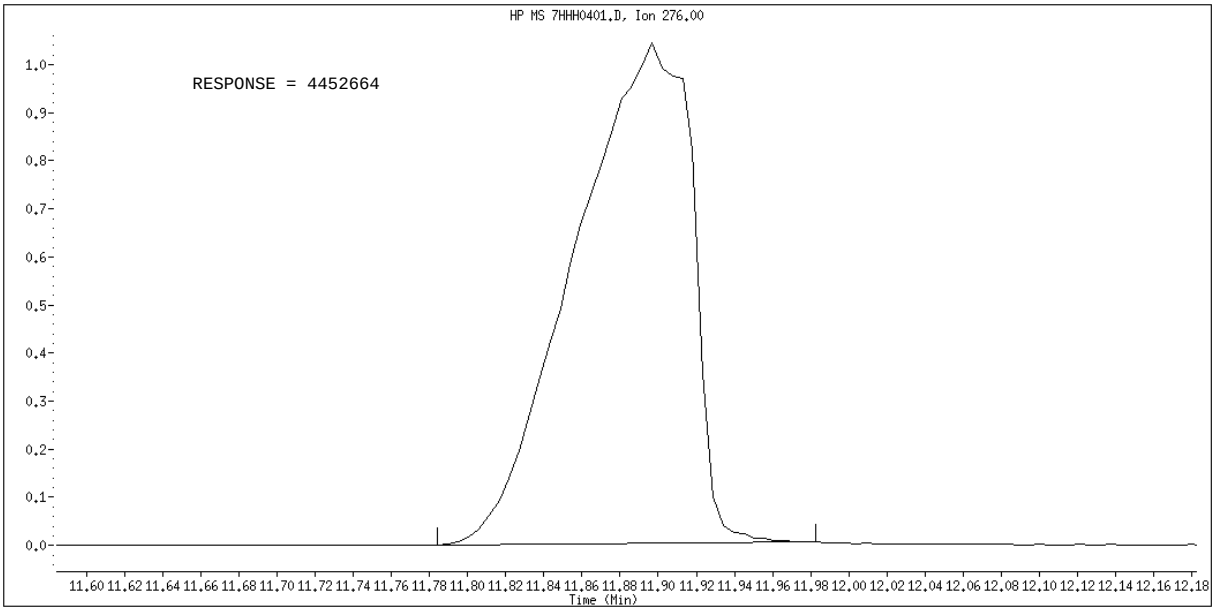

Manual Integration

Manually Integrated By: gruberj
Manual Integration Reason: Poor Chromatography

TestAmerica North Canton

Semivolatile REPORT SW-846 Method 8270

Data file : \\cansvr11\dd\chem\MSS\a4hp7.i\90401a.b\7SH0401.D
Lab Smp Id: l7
Inj Date : 01-APR-2009 17:31
Operator : 001710 Inst ID: a4hp7.i
Smp Info : l7,90401a.b,8270C-625,1-827042d.sub,1,,7
Misc Info :
Comment :
Method : \\cansvr11\dd\chem\MSS\a4hp7.i\90401a.b\8270C-625.m
Meth Date : 02-Apr-2009 07:00 a4hp7.i Quant Type: ISTD
Cal Date : 01-APR-2009 17:11 Cal File: 7SHH0401.D
Als bottle: 9 Calibration Sample, Level: 7
Dil Factor: 1.00000
Integrator: HP RTE Compound Sublist: 1-827042d.sub
Target Version: 4.14
Processing Host: CANPMSSV01

	Compounds	QUANT SIG MASS	RT	EXP RT	REL RT	RESPONSE	AMOUNTS CAL-AMT (NG)	ON-COL (NG)
* 1	1,4-Dichlorobenzene-d4	152	3.563	3.563	(1.000)	186961	2.00000	
* 2	Naphthalene-d8	136	4.456	4.456	(1.000)	784935	2.00000	
* 3	Acenaphthene-d10	164	5.724	5.724	(1.000)	421237	2.00000	
* 4	Phenanthrene-d10	188	6.810	6.810	(1.000)	681995	2.00000	
* 5	Chrysene-d12	240	8.767	8.767	(1.000)	583463	2.00000	
* 6	Perylene-d12	264	10.244	10.244	(1.000)	538230	2.00000	
9	Pyridine	79	1.975	1.975	(0.554)	1354865	7.50000	7.8779
10	N-Nitrosodimethylamine	74	1.943	1.943	(0.545)	728691	7.50000	7.8594(H)
11	Ethyl methacrylate	69	2.173	2.173	(0.610)	1154696	7.50000	7.5260
12	3-Chloropropionitrile	54	2.349	2.349	(0.659)	512852	7.50000	7.9201
13	Malononitrile	66	2.488	2.488	(0.698)	1437026	7.50000	7.8342
209	Benzaldehyde	77	3.274	3.274	(0.919)	803175	7.50000	7.3908
21	Aniline	93	3.339	3.339	(0.937)	2025771	7.50000	7.8704
22	Phenol	94	3.280	3.280	(0.920)	1700206	7.50000	7.7644
23	bis(2-Chloroethyl)ether	93	3.360	3.360	(0.943)	1354264	7.50000	7.8947
24	2-Chlorophenol	128	3.424	3.424	(0.961)	956150	7.50000	7.7276
26	1,3-Dichlorobenzene	146	3.526	3.526	(0.989)	938703	7.50000	7.6567
27	1,4-Dichlorobenzene	146	3.574	3.574	(1.003)	851905	7.50000	7.5657
28	1,2-Dichlorobenzene	146	3.681	3.681	(1.033)	900144	7.50000	7.6525
29	Benzyl Alcohol	108	3.638	3.638	(1.021)	742301	7.50000	7.9986
30	2-Methylphenol	108	3.692	3.692	(1.036)	1101938	7.50000	7.9008
31	bis(2-Chloroisopropyl)ether	45	3.718	3.718	(1.044)	916830	7.50000	7.8173
37	Acetophenone	105	3.831	3.831	(1.075)	1677378	7.50000	7.7311
32	N-Nitroso-di-n-propylamine	70	3.820	3.820	(1.072)	1101075	7.50000	7.8280
192	4-Methylphenol	108	3.799	3.799	(1.066)	1182241	7.50000	7.8932
34	Hexachloroethane	117	3.922	3.922	(1.101)	419695	7.50000	7.6550
35	Nitrobenzene	77	3.954	3.954	(0.887)	1561921	7.50000	7.3971
41	Isophorone	82	4.119	4.119	(0.924)	2902273	7.50000	7.7637
42	2-Nitrophenol	139	4.178	4.178	(0.938)	551580	7.50000	7.9958
43	2,4-Dimethylphenol	107	4.173	4.173	(0.936)	1316894	7.50000	7.5180
44	bis(2-Chloroethoxy)methane	93	4.242	4.242	(0.952)	1500913	7.50000	7.5629

46	2,4-Toluenediamene	121	5.280	5.280 (1.185)	335147	7.50000	7.1710
47	1,3,5-Trichlorobenzene	180	4.184	4.184 (0.939)	876080	7.50000	7.1064

	Compounds	QUANT SIG MASS	RT	EXP RT	REL RT	RESPONSE	AMOUNTS CAL-AMT (NG)	AMOUNTS ON-COL (NG)
48	2,4-Dichlorophenol	162	4.339	4.339	(0.974)	733840	7.50000	7.7314
49	Benzoic Acid	122	4.269	4.269	(0.958)	1324421	15.0000	14.630(MH)
50	1,2,4-Trichlorobenzene	180	4.408	4.408	(0.989)	812994	7.50000	7.5628
51	Naphthalene	128	4.472	4.472	(1.004)	2836122	7.50000	7.4129
52	4-Chloroaniline	127	4.488	4.488	(1.007)	1265780	7.50000	7.8030
56	Hexachlorobutadiene	225	4.542	4.542	(1.019)	409276	7.50000	7.1549
210	Caprolactam	113	4.767	4.767	(1.070)	395009	7.50000	7.5208
57	1,2,3-Trichlorobenzene	180	4.569	4.569	(1.025)	743922	7.50000	7.5892
59	4-Chloro-3-Methylphenol	107	4.820	4.820	(1.082)	1172514	7.50000	7.8950
62	2-Methylnaphthalene	142	4.965	4.965	(1.114)	1548879	7.50000	7.4932
63	1-Methylnaphthalene	142	5.039	5.039	(1.131)	1788905	7.50000	7.6205
64	Hexachlorocyclopentadiene	237	5.071	5.071	(0.886)	506555	7.50000	7.7405
66	2,4,6-Trichlorophenol	196	5.157	5.157	(0.901)	540428	7.50000	7.7423
67	2,4,5-Trichlorophenol	196	5.184	5.184	(0.906)	583885	7.50000	7.9126
211	1,1'-Biphenyl	154	5.296	5.296	(0.925)	2260482	7.50000	7.6272
68	1,2,3,5-Tetrachlorobenzene	216	5.071	5.071	(0.886)	739420	7.50000	7.4258
70	2-Chloronaphthalene	162	5.323	5.323	(0.930)	1610642	7.50000	7.3873
73	2-Nitroaniline	65	5.382	5.382	(0.940)	833725	7.50000	7.8770
74	1,2,3,4-Tetrachlorobenzene	216	5.291	5.291	(0.924)	688155	7.50000	7.3791
76	Dimethylphthalate	163	5.494	5.494	(0.960)	1914509	7.50000	7.6531
78	2,6-Dinitrotoluene	165	5.548	5.548	(0.969)	471285	7.50000	8.0575
79	Acenaphthylene	152	5.628	5.628	(0.983)	2786272	7.50000	7.5556
80	1,2-Dinitrobenzene	168	5.596	5.596	(0.978)	229483	7.50000	8.0177
81	3-Nitroaniline	138	5.676	5.676	(0.992)	497605	7.50000	7.9351
82	Acenaphthene	153	5.751	5.751	(1.005)	1719501	7.50000	7.3476
83	2,4-Dinitrophenol	184	5.751	5.751	(1.005)	744758	15.0000	14.697
85	4-Nitrophenol	109	5.772	5.772	(1.008)	364472	7.50000	7.1928
86	Dibenzofuran	168	5.874	5.874	(1.026)	2314706	7.50000	7.3273
87	2,4-Dinitrotoluene	165	5.842	5.842	(1.021)	595301	7.50000	8.0621
91	2,3,5,6-Tetrachlorophenol	232	5.922	5.922	(1.035)	440183	7.50000	7.9911
93	Diethylphthalate	149	5.997	5.997	(1.048)	2012411	7.50000	7.7408
94	Fluorene	166	6.125	6.125	(1.070)	1944622	7.50000	7.4412
95	4-Chlorophenyl-phenylether	204	6.104	6.104	(1.066)	909121	7.50000	7.6190
96	4-Nitroaniline	138	6.125	6.125	(1.070)	518873	7.50000	7.2193
98	4,6-Dinitro-2-methylphenol	198	6.141	6.141	(0.902)	403357	7.50000	7.4468
99	N-Nitrosodiphenylamine	169	6.184	6.184	(0.908)	1448321	7.50000	7.8279
100	1,2-Diphenylhydrazine	77	6.221	6.221	(0.914)	3316203	7.50000	7.7148
106	4-Bromophenyl-phenylether	248	6.462	6.462	(0.949)	450843	7.50000	7.6095
107	Hexachlorobenzene	284	6.526	6.526	(0.958)	405585	7.50000	7.1289
212	Atrazine	200	6.553	6.553	(0.962)	414948	7.50000	7.8502
111	Pentachlorophenol	266	6.660	6.660	(0.978)	655215	15.0000	14.772
115	Phenanthrene	178	6.831	6.831	(1.003)	2873158	7.50000	7.4652
116	Anthracene	178	6.869	6.869	(1.009)	2897698	7.50000	7.7572
119	Carbazole	167	6.970	6.970	(1.024)	2707077	7.50000	7.8623
120	Di-n-Butylphthalate	149	7.174	7.174	(1.053)	3482037	7.50000	8.0003
123	Fluoranthene	202	7.698	7.698	(1.130)	2929737	7.50000	7.6676
124	Benzidine	184	7.767	7.767	(0.886)	1862444	7.50000	7.5808
125	Pyrene	202	7.869	7.869	(0.898)	3139261	7.50000	7.6510
131	Butylbenzylphthalate	149	8.281	8.281	(0.944)	1532689	7.50000	8.0381
133	3,3'-Dimethoxybenzidine	244	8.671	8.671	(0.989)	516726	7.50000	7.7604
135	3,3'-Dichlorobenzidine	252	8.714	8.714	(0.994)	995934	7.50000	8.0228
136	Benzo(a)Anthracene	228	8.762	8.762	(0.999)	2886191	7.50000	7.3831

137 Chrysene	228	8.794	8.794 (1.003)	2669859	7.50000	7.2321
138 4,4'-Methylene bis(o-chloroan	231	8.709	8.709 (0.993)	528820	7.50000	8.1310

	Compounds	QUANT SIG MASS	RT	EXP RT	REL RT	RESPONSE	AMOUNTS CAL-AMT (NG)	ON-COL (NG)
139	bis(2-ethylhexyl)Phthalate	149	8.687	8.687	(0.991)	2166058	7.50000	8.1179
140	Di-n-octylphthalate	149	9.249	9.249	(0.903)	3653001	7.50000	7.4300
141	Benzo(b)fluoranthene	252	9.789	9.789	(0.956)	2686099	7.50000	7.6546
142	Benzo(k)fluoranthene	252	9.821	9.821	(0.959)	2684790	7.50000	7.7263(H)
146	Benzo(a)pyrene	252	10.185	10.185	(0.994)	2492090	7.50000	7.9171
149	Indeno(1,2,3-cd)pyrene	276	11.880	11.880	(1.160)	2576029	7.50000	8.0064
150	Dibenz(a,h)anthracene	278	11.896	11.896	(1.161)	2216540	7.50000	7.9884
151	Benzo(g,h,i)perylene	276	12.378	12.378	(1.208)	2132488	7.50000	7.9206
198	1,4-Dioxane	88	1.771	1.771	(0.497)	428826	7.50000	7.4764
$ 154	Nitrobenzene-d5	82	3.943	3.943	(0.885)	1537003	7.50000	7.3921
$ 155	2-Fluorobiphenyl	172	5.216	5.216	(0.911)	1887982	7.50000	7.3806
$ 156	Terphenyl-d14	244	7.949	7.949	(0.907)	1770042	7.50000	7.3986
$ 157	Phenol-d5	99	3.269	3.269	(0.917)	1515058	7.50000	7.7984
$ 158	2-Fluorophenol	112	2.691	2.691	(0.755)	977663	7.50000	7.7146
$ 159	2,4,6-Tribromophenol	330	6.296	6.296	(1.100)	175260	7.50000	7.9383
$ 186	2-Chlorophenol-d4	132	3.413	3.413	(0.958)	842935	7.50000	7.8124
$ 187	1,2-Dichlorobenzene-d4	152	3.670	3.670	(1.030)	576928	7.50000	7.7992
M 195	Cresols, total	100				2284179	7.50000	
101	Diphenylamine	169	6.184	6.184	(0.908)	1448321	7.50000	7.8279

QC Flag Legend

M - Compound response manually integrated.
H - Operator selected an alternate compound hit.

TestAmerica North Canton

INTERNAL STANDARD COMPOUNDS
AREA AND RT SUMMARY

Instrument ID: a4hp7.i
Lab File ID: 7SH0401.D
Lab Smp Id: l7
Analysis Type: SV
Quant Type: ISTD
Operator: 001710
Method File: \\cansvr11\dd\chem\MSS\a4hp7.i\90401a.b\8270C-625.m
Misc Info:

Calibration Date: 01-APR-2009
Calibration Time: 18:11
Level:
Sample Type:

COMPOUND	STANDARD	AREA LIMIT LOWER	AREA LIMIT UPPER	SAMPLE	%DIFF
1 1,4-Dichlorobenze	197819	98910	395638	186961	-5.49
2 Naphthalene-d8	837409	418705	1674818	784935	-6.27
3 Acenaphthene-d10	439589	219795	879178	421237	-4.17
4 Phenanthrene-d10	708614	354307	1417228	681995	-3.76
5 Chrysene-d12	611098	305549	1222196	583463	-4.52
6 Perylene-d12	569788	284894	1139576	538230	-5.54

COMPOUND	STANDARD	RT LIMIT LOWER	RT LIMIT UPPER	SAMPLE	%DIFF
1 1,4-Dichlorobenze	3.56	3.06	4.06	3.56	0.00
2 Naphthalene-d8	4.46	3.96	4.96	4.46	0.00
3 Acenaphthene-d10	5.72	5.22	6.22	5.72	0.00
4 Phenanthrene-d10	6.81	6.31	7.31	6.81	0.00
5 Chrysene-d12	8.77	8.27	9.27	8.77	0.00
6 Perylene-d12	10.24	9.74	10.74	10.24	0.00

AREA UPPER LIMIT = +100% of internal standard area.
AREA LOWER LIMIT = - 50% of internal standard area.
RT UPPER LIMIT = + 0.50 minutes of internal standard RT.
RT LOWER LIMIT = - 0.50 minutes of internal standard RT.

Data File: \\cansvr11\dd\chem\MSS\a4hp7.i\90401a.b\7SH0401.D

Page 1

Date : 01-APR-2009 17:31

Client ID:

Instrument: a4hp7.i

Sample Info: 17,90401a.b,8270C-625,1-827042d.sub,1,,7

Operator: 001710

Column phase: db5.625

Column diameter: 0.32

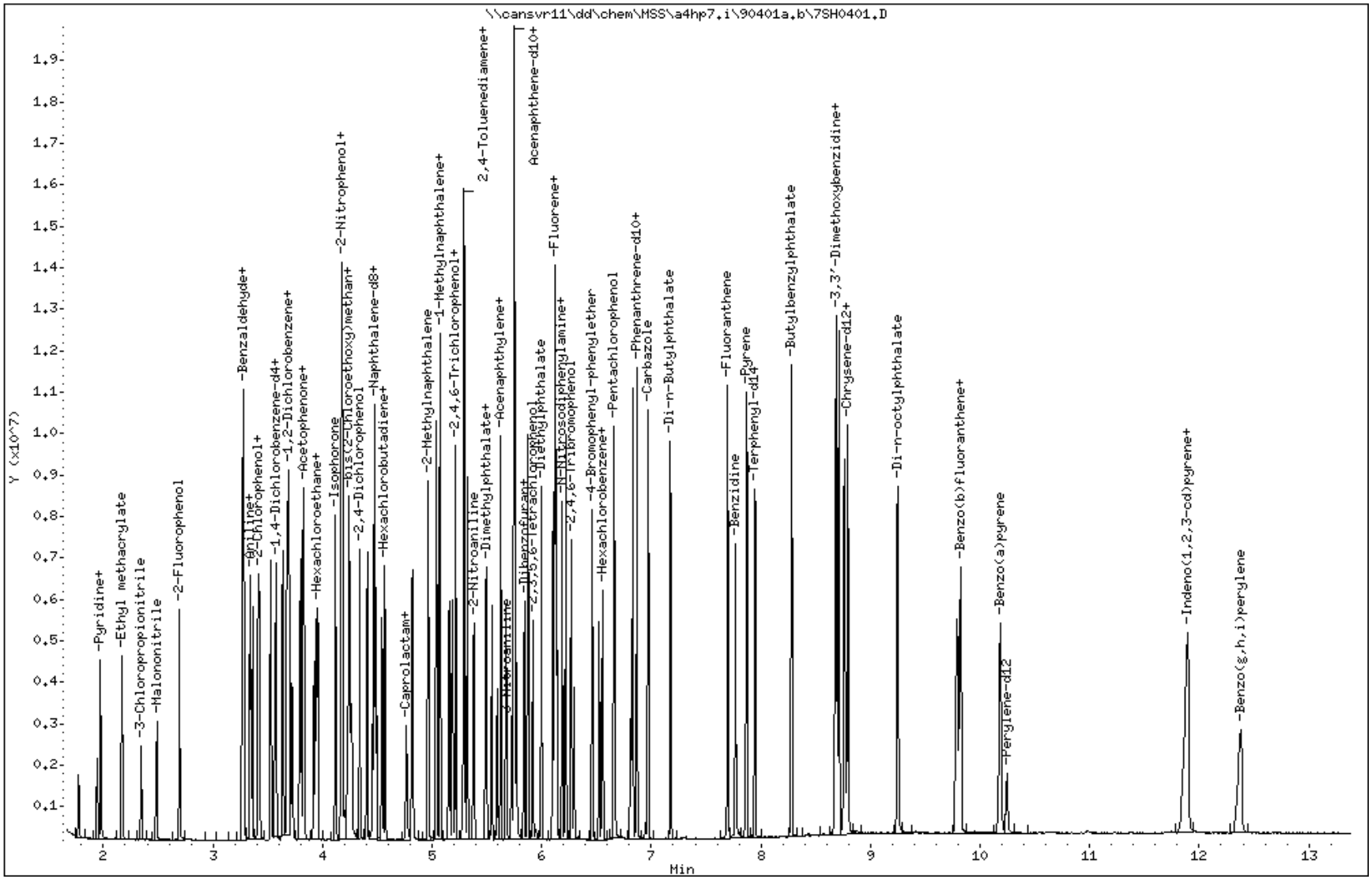

Data File Name: 7SH0401.D
Inj. Date and Time: 01-APR-2009 17:31
Instrument ID: a4hp7.i
Client ID:
Compound Name: Benzoic Acid
CAS #: 65-85-0
Report Date: 04/02/2009

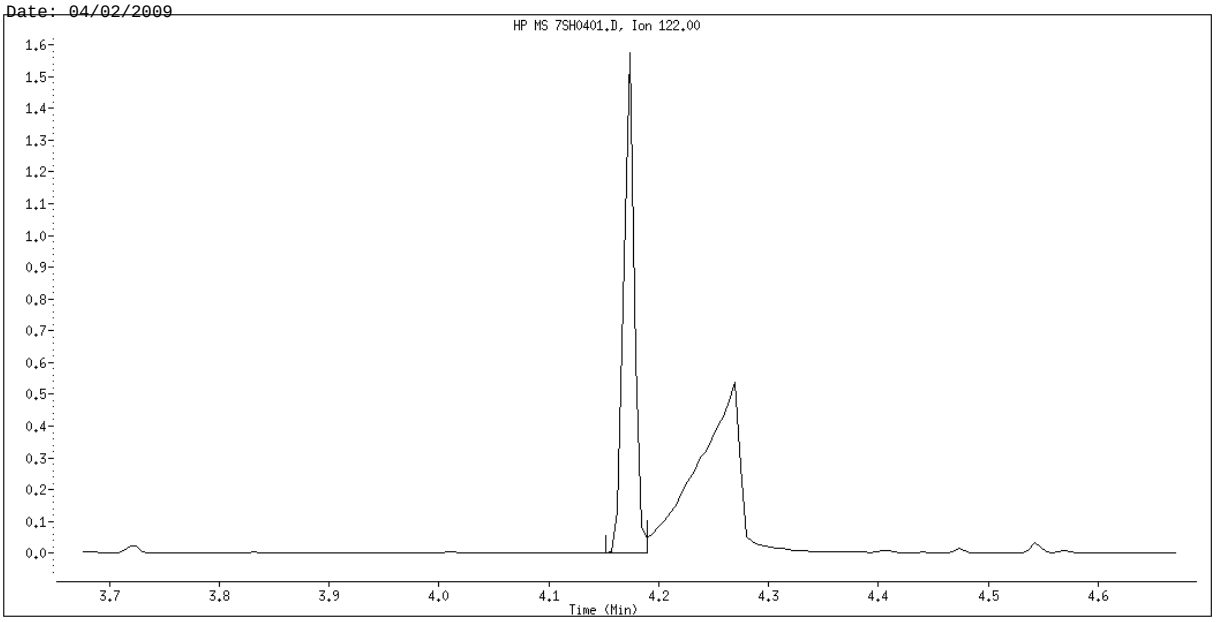

Original Integration

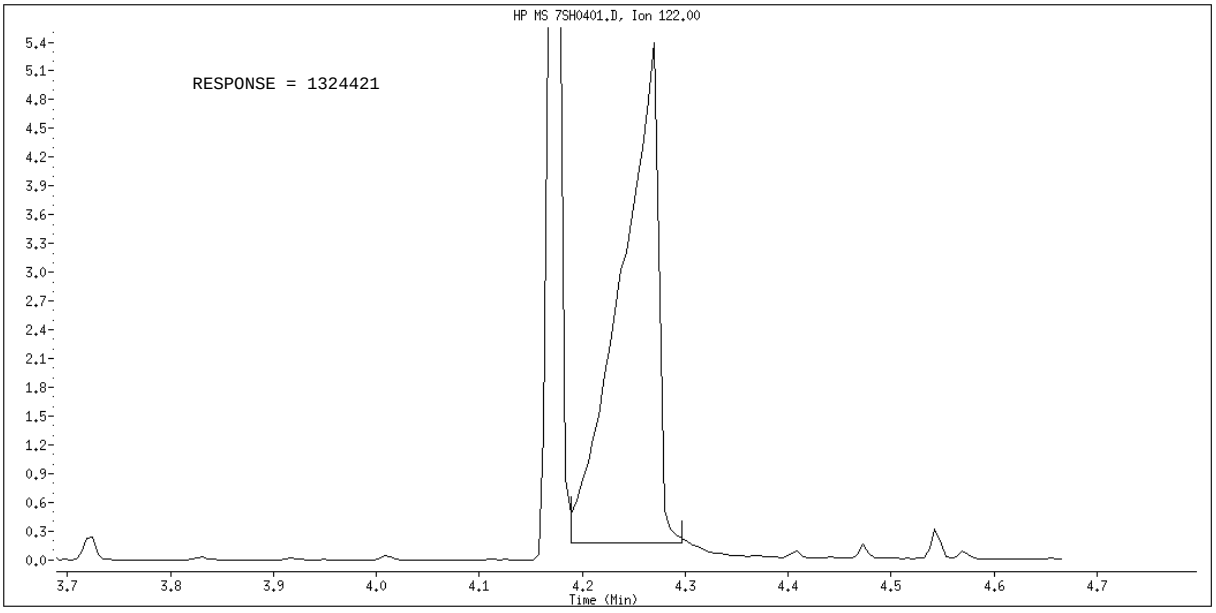

Manual Integration

Manually Integrated By: gruberj
Manual Integration Reason: Poor Chromatography

TestAmerica North Canton

Semivolatile REPORT SW-846 Method 8270

Data file : \\cansvr11\dd\chem\MSS\a4hp7.i\90401a.b\7SHH0401.D
Lab Smp Id: l8
Inj Date : 01-APR-2009 17:11
Operator : 001710   Inst ID: a4hp7.i
Smp Info : l8,90401a.b,8270C-625,1-827042d.sub,1,,8
Misc Info :
Comment   :
Method   : \\cansvr11\dd\chem\MSS\a4hp7.i\90401a.b\8270C-625.m
Meth Date : 02-Apr-2009 07:00 a4hp7.i Quant Type: ISTD
Cal Date : 01-APR-2009 16:51   Cal File: 7HHH0401.D
Als bottle: 8   Calibration Sample, Level: 8
Dil Factor: 1.00000
Integrator: HP RTE   Compound Sublist: 1-827042d.sub
Target Version: 4.14
Processing Host: CANPMSSV01

	Compounds	QUANT SIG MASS	RT	EXP RT	REL RT	RESPONSE	AMOUNTS CAL-AMT (NG)	ON-COL (NG)
* 1	1,4-Dichlorobenzene-d4	152	3.563	3.563	(1.000)	151583	2.00000	
* 2	Naphthalene-d8	136	4.456	4.456	(1.000)	616333	2.00000	
* 3	Acenaphthene-d10	164	5.724	5.724	(1.000)	322896	2.00000	
* 4	Phenanthrene-d10	188	6.810	6.810	(1.000)	542215	2.00000	
* 5	Chrysene-d12	240	8.773	8.773	(1.000)	458547	2.00000	
* 6	Perylene-d12	264	10.244	10.244	(1.000)	423712	2.00000	
9	Pyridine	79	1.969	1.969	(0.553)	1564219	10.0000	11.218
10	N-Nitrosodimethylamine	74	1.942	1.942	(0.545)	827989	10.0000	11.015(H)
11	Ethyl methacrylate	69	2.167	2.167	(0.608)	1367231	10.0000	10.991
12	3-Chloropropionitrile	54	2.344	2.344	(0.658)	571661	10.0000	10.889
13	Malononitrile	66	2.488	2.488	(0.698)	1630033	10.0000	10.960
209	Benzaldehyde	77	3.274	3.274	(0.919)	825350	10.0000	9.3674
21	Aniline	93	3.344	3.344	(0.938)	2249850	10.0000	10.781
22	Phenol	94	3.280	3.280	(0.920)	1920249	10.0000	10.816
23	bis(2-Chloroethyl)ether	93	3.360	3.360	(0.943)	1571962	10.0000	11.302
24	2-Chlorophenol	128	3.424	3.424	(0.961)	1091143	10.0000	10.877
26	1,3-Dichlorobenzene	146	3.526	3.526	(0.989)	1070192	10.0000	10.766
27	1,4-Dichlorobenzene	146	3.574	3.574	(1.003)	988749	10.0000	10.830
28	1,2-Dichlorobenzene	146	3.681	3.681	(1.033)	1026345	10.0000	10.762
29	Benzyl Alcohol	108	3.638	3.638	(1.021)	845618	10.0000	11.238
30	2-Methylphenol	108	3.691	3.691	(1.036)	1220065	10.0000	10.789
31	bis(2-Chloroisopropyl)ether	45	3.724	3.724	(1.045)	1033466	10.0000	10.868
37	Acetophenone	105	3.831	3.831	(1.075)	1892373	10.0000	10.758
32	N-Nitroso-di-n-propylamine	70	3.825	3.825	(1.074)	1243249	10.0000	10.902
192	4-Methylphenol	108	3.798	3.798	(1.066)	1343082	10.0000	11.060
34	Hexachloroethane	117	3.921	3.921	(1.101)	475102	10.0000	10.688
35	Nitrobenzene	77	3.959	3.959	(0.888)	1766076	10.0000	10.652
41	Isophorone	82	4.119	4.119	(0.924)	3298662	10.0000	11.238
42	2-Nitrophenol	139	4.178	4.178	(0.938)	616054	10.0000	11.373
43	2,4-Dimethylphenol	107	4.173	4.173	(0.936)	1505769	10.0000	10.948
44	bis(2-Chloroethoxy)methane	93	4.242	4.242	(0.952)	1704031	10.0000	10.935

46	2,4-Toluenediamene	121	5.280	5.280 (1.185)	305339	10.0000	8.3204
47	1,3,5-Trichlorobenzene	180	4.184	4.184 (0.939)	967277	10.0000	9.9926

	Compounds	QUANT SIG MASS	RT	EXP RT	REL RT	RESPONSE	AMOUNTS CAL-AMT (NG)	AMOUNTS ON-COL (NG)
48	2,4-Dichlorophenol	162	4.339	4.339	(0.974)	834132	10.0000	11.192
49	Benzoic Acid	122	4.280	4.280	(0.960)	1557695	20.0000	20.407(MH)
50	1,2,4-Trichlorobenzene	180	4.408	4.408	(0.989)	911496	10.0000	10.799
51	Naphthalene	128	4.472	4.472	(1.004)	3195477	10.0000	10.637
52	4-Chloroaniline	127	4.494	4.494	(1.008)	1469414	10.0000	11.536
56	Hexachlorobutadiene	225	4.542	4.542	(1.019)	462612	10.0000	10.300
210	Caprolactam	113	4.772	4.772	(1.071)	434506	10.0000	10.320
57	1,2,3-Trichlorobenzene	180	4.569	4.569	(1.025)	854856	10.0000	11.107
59	4-Chloro-3-Methylphenol	107	4.820	4.820	(1.082)	1340865	10.0000	11.498
62	2-Methylnaphthalene	142	4.964	4.964	(1.114)	1751142	10.0000	10.789
63	1-Methylnaphthalene	142	5.039	5.039	(1.131)	2017712	10.0000	10.946
64	Hexachlorocyclopentadiene	237	5.071	5.071	(0.886)	575167	10.0000	11.466
66	2,4,6-Trichlorophenol	196	5.157	5.157	(0.901)	623663	10.0000	11.656
67	2,4,5-Trichlorophenol	196	5.189	5.189	(0.907)	655268	10.0000	11.584
211	1,1'-Biphenyl	154	5.296	5.296	(0.925)	2508123	10.0000	11.040
68	1,2,3,5-Tetrachlorobenzene	216	5.071	5.071	(0.886)	828302	10.0000	10.852
70	2-Chloronaphthalene	162	5.323	5.323	(0.930)	1821957	10.0000	10.902
73	2-Nitroaniline	65	5.382	5.382	(0.940)	939700	10.0000	11.582
74	1,2,3,4-Tetrachlorobenzene	216	5.291	5.291	(0.924)	784329	10.0000	10.972
76	Dimethylphthalate	163	5.494	5.494	(0.960)	2182704	10.0000	11.382
78	2,6-Dinitrotoluene	165	5.547	5.547	(0.969)	530143	10.0000	11.824
79	Acenaphthylene	152	5.628	5.628	(0.983)	3168241	10.0000	11.208
80	1,2-Dinitrobenzene	168	5.596	5.596	(0.978)	256962	10.0000	11.712
81	3-Nitroaniline	138	5.676	5.676	(0.992)	563855	10.0000	11.730
82	Acenaphthene	153	5.751	5.751	(1.005)	1936173	10.0000	10.793
83	2,4-Dinitrophenol	184	5.751	5.751	(1.005)	886703	20.0000	20.999
85	4-Nitrophenol	109	5.772	5.772	(1.008)	417791	10.0000	10.756
86	Dibenzofuran	168	5.874	5.874	(1.026)	2619123	10.0000	10.816
87	2,4-Dinitrotoluene	165	5.842	5.842	(1.021)	679707	10.0000	12.009
91	2,3,5,6-Tetrachlorophenol	232	5.922	5.922	(1.035)	496963	10.0000	11.770
93	Diethylphthalate	149	5.997	5.997	(1.048)	2254992	10.0000	11.316
94	Fluorene	166	6.125	6.125	(1.070)	2216212	10.0000	11.063
95	4-Chlorophenyl-phenylether	204	6.104	6.104	(1.066)	1030038	10.0000	11.261
96	4-Nitroaniline	138	6.125	6.125	(1.070)	614291	10.0000	10.494
98	4,6-Dinitro-2-methylphenol	198	6.141	6.141	(0.902)	461516	10.0000	10.307
99	N-Nitrosodiphenylamine	169	6.189	6.189	(0.909)	1636529	10.0000	11.125
100	1,2-Diphenylhydrazine	77	6.221	6.221	(0.914)	3759529	10.0000	11.001
106	4-Bromophenyl-phenylether	248	6.462	6.462	(0.949)	513398	10.0000	10.899
107	Hexachlorobenzene	284	6.526	6.526	(0.958)	459479	10.0000	10.158
212	Atrazine	200	6.553	6.553	(0.962)	442371	10.0000	10.526
111	Pentachlorophenol	266	6.660	6.660	(0.978)	747054	20.0000	20.233
115	Phenanthrene	178	6.831	6.831	(1.003)	3254242	10.0000	10.635
116	Anthracene	178	6.869	6.869	(1.009)	3295832	10.0000	11.098
119	Carbazole	167	6.970	6.970	(1.024)	3053209	10.0000	11.154
120	Di-n-Butylphthalate	149	7.173	7.173	(1.053)	3964336	10.0000	11.456
123	Fluoranthene	202	7.698	7.698	(1.130)	3348481	10.0000	11.023
124	Benzidine	184	7.767	7.767	(0.885)	2059719	10.0000	10.296
125	Pyrene	202	7.874	7.874	(0.898)	3537889	10.0000	10.971
131	Butylbenzylphthalate	149	8.281	8.281	(0.944)	1722512	10.0000	11.494
133	3,3'-Dimethoxybenzidine	244	8.671	8.671	(0.988)	545346	10.0000	9.9499
135	3,3'-Dichlorobenzidine	252	8.714	8.714	(0.993)	1128587	10.0000	11.568
136	Benzo(a)Anthracene	228	8.762	8.762	(0.999)	3247668	10.0000	10.571

137 Chrysene	228	8.794	8.794 (1.002)	3050740	10.0000	10.515
138 4,4'-Methylene bis(o-chloroan	231	8.709	8.709 (0.993)	589310	10.0000	11.530

Compounds	QUANT SIG MASS	RT	EXP RT	REL RT	RESPONSE	AMOUNTS CAL-AMT (NG)	AMOUNTS ON-COL (NG)
139 bis(2-ethylhexyl)Phthalate	149	8.687	8.687	(0.990)	2448179	10.0000	11.675
140 Di-n-octylphthalate	149	9.249	9.249	(0.903)	4185226	10.0000	10.351
141 Benzo(b)fluoranthene	252	9.794	9.794	(0.956)	2975212	10.0000	10.770
142 Benzo(k)fluoranthene	252	9.826	9.826	(0.959)	3112470	10.0000	11.378(H)
146 Benzo(a)pyrene	252	10.190	10.190	(0.995)	2815837	10.0000	11.363
149 Indeno(1,2,3-cd)pyrene	276	11.880	11.880	(1.160)	2903898	10.0000	11.465(M)
150 Dibenz(a,h)anthracene	278	11.902	11.902	(1.162)	2552031	10.0000	11.683
151 Benzo(g,h,i)perylene	276	12.383	12.383	(1.209)	2419490	10.0000	11.415
198 1,4-Dioxane	88	1.771	1.771	(0.497)	501040	10.0000	10.774
$ 154 Nitrobenzene-d5	82	3.943	3.943	(0.885)	1719847	10.0000	10.534
$ 155 2-Fluorobiphenyl	172	5.216	5.216	(0.911)	2124010	10.0000	10.832
$ 156 Terphenyl-d14	244	7.949	7.949	(0.906)	2043806	10.0000	10.870
$ 157 Phenol-d5	99	3.269	3.269	(0.917)	1725827	10.0000	10.956
$ 158 2-Fluorophenol	112	2.691	2.691	(0.755)	1150844	10.0000	11.201
$ 159 2,4,6-Tribromophenol	330	6.296	6.296	(1.100)	200839	10.0000	11.867
$ 186 2-Chlorophenol-d4	132	3.413	3.413	(0.958)	960973	10.0000	10.985
$ 187 1,2-Dichlorobenzene-d4	152	3.675	3.675	(1.032)	644801	10.0000	10.751
M 195 Cresols, total	100				2563147	10.0000	
101 Diphenylamine	169	6.189	6.189	(0.909)	1636529	10.0000	11.125

QC Flag Legend

M - Compound response manually integrated.
H - Operator selected an alternate compound hit.

TestAmerica North Canton

INTERNAL STANDARD COMPOUNDS
AREA AND RT SUMMARY

Instrument ID: a4hp7.i
Lab File ID: 7SHH0401.D
Lab Smp Id: l8
Analysis Type: SV
Quant Type: ISTD
Operator: 001710
Method File: \\cansvr11\dd\chem\MSS\a4hp7.i\90401a.b\8270C-625.m
Misc Info:

Calibration Date: 01-APR-2009
Calibration Time: 18:11
Level:
Sample Type:

COMPOUND	STANDARD	AREA LIMIT LOWER	AREA LIMIT UPPER	SAMPLE	%DIFF
1 1,4-Dichlorobenze	197819	98910	395638	151583	-23.37
2 Naphthalene-d8	837409	418705	1674818	616333	-26.40
3 Acenaphthene-d10	439589	219795	879178	322896	-26.55
4 Phenanthrene-d10	708614	354307	1417228	542215	-23.48
5 Chrysene-d12	611098	305549	1222196	458547	-24.96
6 Perylene-d12	569788	284894	1139576	423712	-25.64

COMPOUND	STANDARD	RT LIMIT LOWER	RT LIMIT UPPER	SAMPLE	%DIFF
1 1,4-Dichlorobenze	3.56	3.06	4.06	3.56	-0.00
2 Naphthalene-d8	4.46	3.96	4.96	4.46	-0.00
3 Acenaphthene-d10	5.72	5.22	6.22	5.72	-0.00
4 Phenanthrene-d10	6.81	6.31	7.31	6.81	-0.00
5 Chrysene-d12	8.77	8.27	9.27	8.77	0.06
6 Perylene-d12	10.24	9.74	10.74	10.24	-0.00

AREA UPPER LIMIT = +100% of internal standard area.
AREA LOWER LIMIT = - 50% of internal standard area.
RT UPPER LIMIT = + 0.50 minutes of internal standard RT.
RT LOWER LIMIT = - 0.50 minutes of internal standard RT.

Data File: \\cansvr11\dd\chem\MSS\a4hp7.i\90401a.b\7SHH0401.D

Page 1

Date : 01-APR-2009 17:11

Client ID:

Instrument: a4hp7.i

Sample Info: 18,90401a.b,8270C-625,1-827042d.sub,1,,8

Operator: 001710

Column phase: db5.625

Column diameter: 0.32

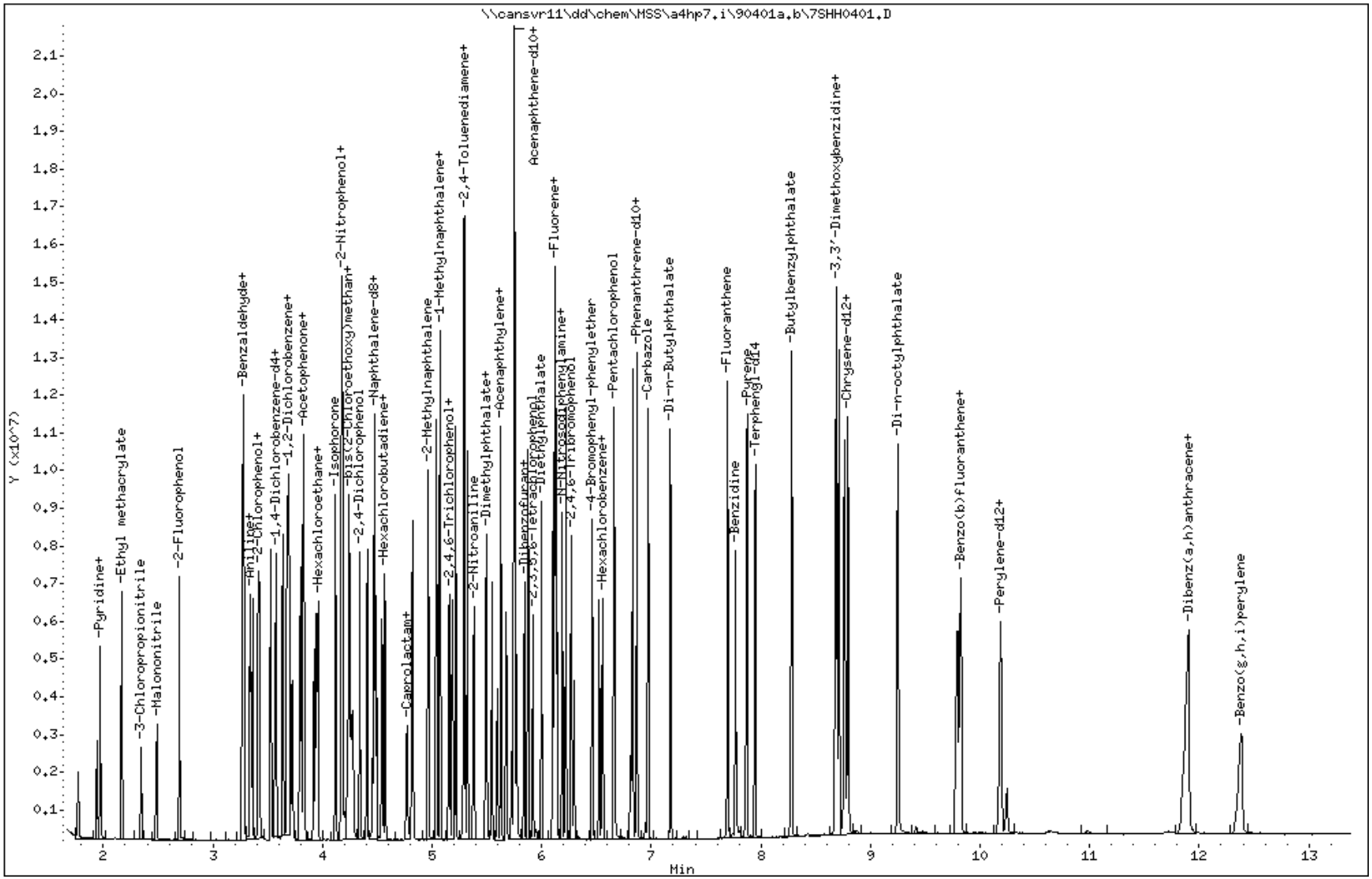

Data File Name: 7SHH0401.D
Inj. Date and Time: 01-APR-2009 17:11
Instrument ID: a4hp7.i
Client ID:
Compound Name: Benzoic Acid
CAS #: 65-85-0
Report Date: 04/02/2009

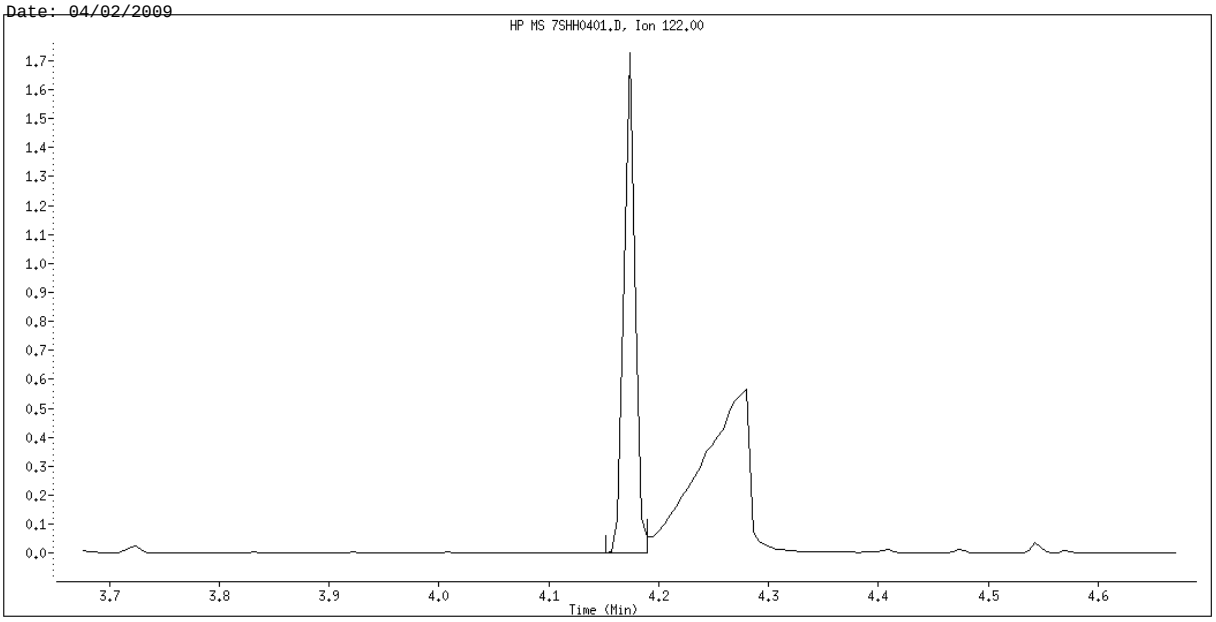

Original Integration

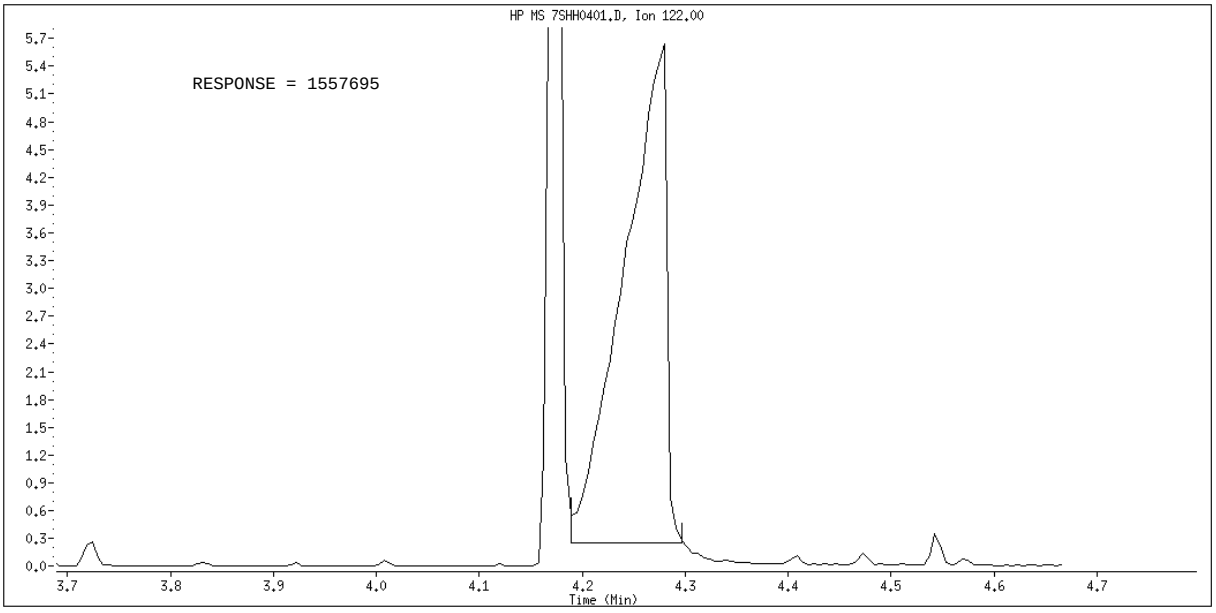

Manual Integration

Manually Integrated By: gruberj
Manual Integration Reason: Poor Chromatography

Data File Name: 7SHH0401.D
Inj. Date and Time: 01-APR-2009 17:11
Instrument ID: a4hp7.i
Client ID:
Compound Name: Indeno(1,2,3-cd)pyrene
CAS #: 193-39-5
Report Date: 04/02/2009

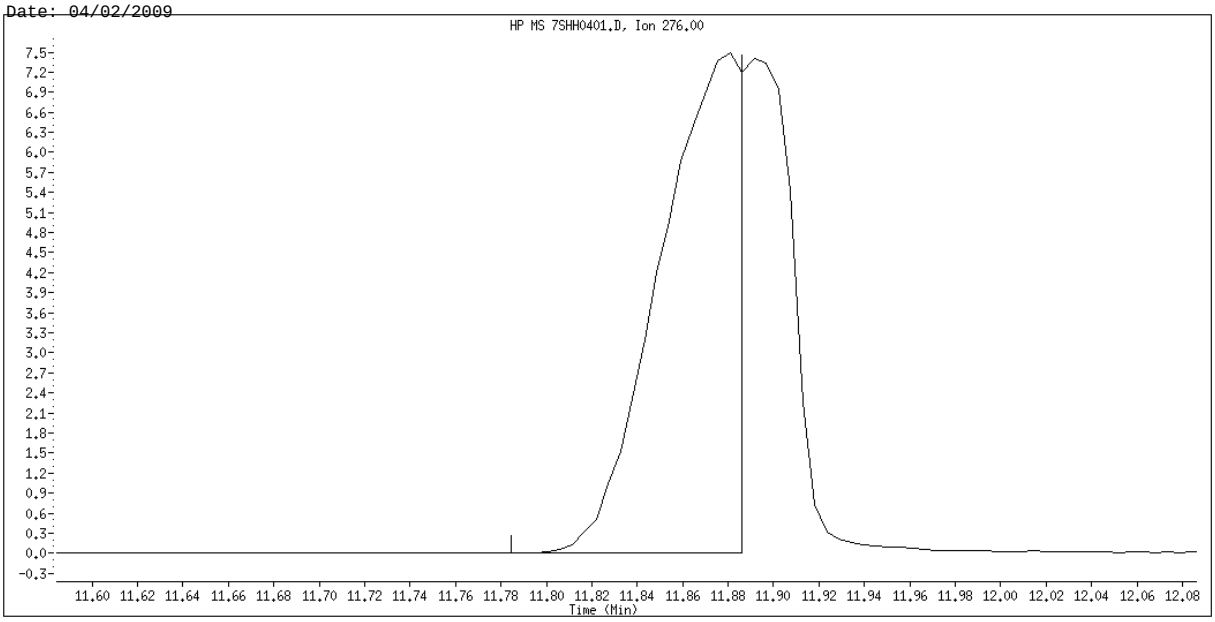

Original Integration

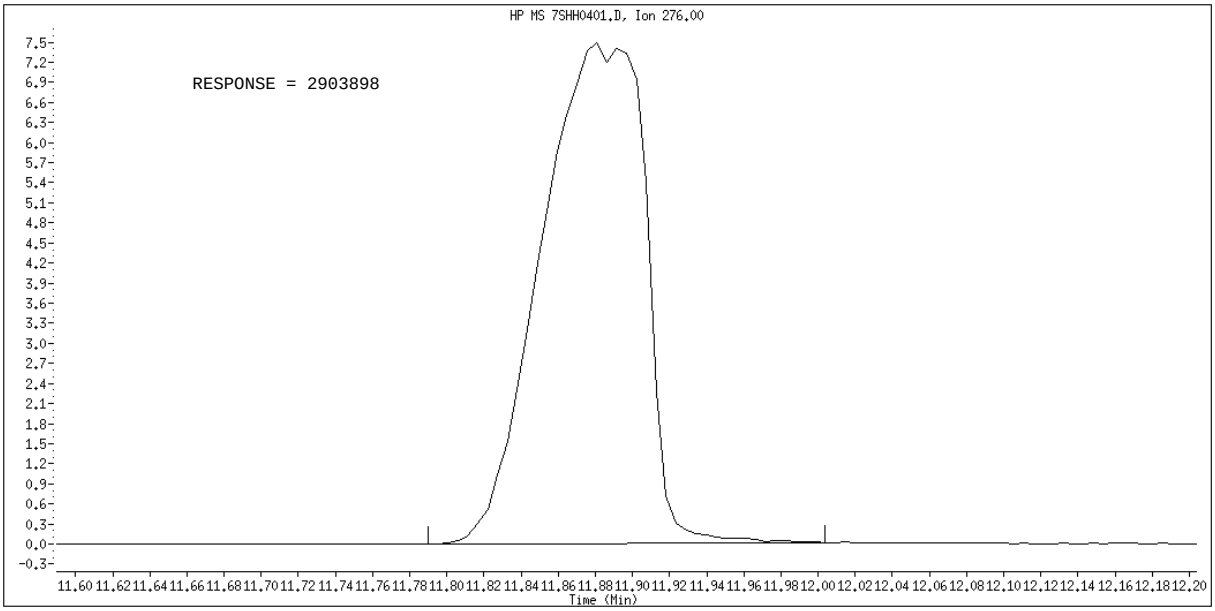

Manual Integration

Manually Integrated By: gruberj
Manual Integration Reason: Poor Chromatography

TestAmerica North Canton

Semivolatile REPORT SW-846 Method 8270

Data file : \\cansvr11\dd\chem\MSS\a4hp7.i\90401a.b\7SL0401.D
Lab Smp Id: l2
Inj Date : 01-APR-2009 16:11
Operator : 001710 Inst ID: a4hp7.i
Smp Info : l2,90401a.b,8270C-625,1-827042d.sub,1,,2
Misc Info :
Comment :
Method : \\cansvr11\dd\chem\MSS\a4hp7.i\90401a.b\8270C-625.m
Meth Date : 02-Apr-2009 06:59 a4hp7.i Quant Type: ISTD
Cal Date : 01-APR-2009 15:51 Cal File: 7SML0401.D
Als bottle: 5 Calibration Sample, Level: 2
Dil Factor: 1.00000
Integrator: HP RTE Compound Sublist: 1-827042d.sub
Target Version: 4.14
Processing Host: CANPMSSV01

	Compounds	QUANT SIG MASS	RT	EXP RT	REL RT	RESPONSE	AMOUNTS CAL-AMT (NG)	ON-COL (NG)
* 1	1,4-Dichlorobenzene-d4	152	3.558	3.558	(1.000)	181180	2.00000	
* 2	Naphthalene-d8	136	4.451	4.451	(1.000)	728276	2.00000	
* 3	Acenaphthene-d10	164	5.719	5.719	(1.000)	393285	2.00000	
* 4	Phenanthrene-d10	188	6.804	6.804	(1.000)	631065	2.00000	
* 5	Chrysene-d12	240	8.767	8.767	(1.000)	525969	2.00000	
* 6	Perylene-d12	264	10.238	10.238	(1.000)	494159	2.00000	
9	Pyridine	79	1.980	1.980	(0.557)	35426	0.25000	0.21256
10	N-Nitrosodimethylamine	74	1.943	1.943	(0.546)	19709	0.25000	0.21936(M)
11	Ethyl methacrylate	69	2.173	2.173	(0.611)	34939	0.25000	0.23499
12	3-Chloropropionitrile	54	2.338	2.338	(0.657)	14099	0.25000	0.22468
13	Malononitrile	66	2.477	2.477	(0.696)	39192	0.25000	0.22048(M)
209	Benzaldehyde	77	3.269	3.269	(0.919)	25740	0.25000	0.24442
21	Aniline	93	3.333	3.333	(0.937)	53715	0.25000	0.21535
22	Phenol	94	3.269	3.269	(0.919)	51170	0.25000	0.24114
23	bis(2-Chloroethyl)ether	93	3.355	3.355	(0.943)	36039	0.25000	0.21679
24	2-Chlorophenol	128	3.413	3.413	(0.959)	27463	0.25000	0.22904
26	1,3-Dichlorobenzene	146	3.526	3.526	(0.991)	26496	0.25000	0.22301
27	1,4-Dichlorobenzene	146	3.569	3.569	(1.003)	25612	0.25000	0.23472
28	1,2-Dichlorobenzene	146	3.681	3.681	(1.035)	27656	0.25000	0.24262
29	Benzyl Alcohol	108	3.627	3.627	(1.020)	19165	0.25000	0.21310
30	2-Methylphenol	108	3.686	3.686	(1.036)	29921	0.25000	0.22138
31	bis(2-Chloroisopropyl)ether	45	3.713	3.713	(1.044)	25700	0.25000	0.22612
37	Acetophenone	105	3.820	3.820	(1.074)	48617	0.25000	0.23123
32	N-Nitroso-di-n-propylamine	70	3.809	3.809	(1.071)	30706	0.25000	0.22527
192	4-Methylphenol	108	3.782	3.782	(1.063)	31870	0.25000	0.21957
34	Hexachloroethane	117	3.916	3.916	(1.101)	12593	0.25000	0.23702
35	Nitrobenzene	77	3.948	3.948	(0.887)	45222	0.25000	0.23083
41	Isophorone	82	4.109	4.109	(0.923)	75100	0.25000	0.21653
42	2-Nitrophenol	139	4.168	4.168	(0.936)	13609	0.25000	0.21263
43	2,4-Dimethylphenol	107	4.168	4.168	(0.936)	36549	0.25000	0.22489(Q)
44	bis(2-Chloroethoxy)methane	93	4.237	4.237	(0.952)	42701	0.25000	0.23190

46	2,4-Toluenediamene	121	5.269	5.269 (1.184)	12075	0.25000	0.27846
47	1,3,5-Trichlorobenzene	180	4.178	4.178 (0.939)	31209	0.25000	0.27285

	Compounds	QUANT SIG MASS	RT	EXP RT	REL RT	RESPONSE	AMOUNTS CAL-AMT (NG)	ON-COL (NG)
48	2,4-Dichlorophenol	162	4.333	4.333	(0.974)	17311	0.25000	0.19657
49	Benzoic Acid	122	Compound Not Detected.					
50	1,2,4-Trichlorobenzene	180	4.403	4.403	(0.989)	23951	0.25000	0.24014
51	Naphthalene	128	4.467	4.467	(1.004)	84102	0.25000	0.23692
52	4-Chloroaniline	127	4.483	4.483	(1.007)	32523	0.25000	0.21609
56	Hexachlorobutadiene	225	4.542	4.542	(1.020)	11611	0.25000	0.21877
210	Caprolactam	113	4.718	4.718	(1.060)	7895	0.25000	0.36799
57	1,2,3-Trichlorobenzene	180	4.563	4.563	(1.025)	20625	0.25000	0.22678
59	4-Chloro-3-Methylphenol	107	4.804	4.804	(1.079)	28869	0.25000	0.20951
62	2-Methylnaphthalene	142	4.959	4.959	(1.114)	43319	0.25000	0.22587
63	1-Methylnaphthalene	142	5.034	5.034	(1.131)	49910	0.25000	0.22915
64	Hexachlorocyclopentadiene	237	5.066	5.066	(0.886)	12841	0.25000	0.21016
66	2,4,6-Trichlorophenol	196	5.152	5.152	(0.901)	12619	0.25000	0.19363
67	2,4,5-Trichlorophenol	196	5.178	5.178	(0.906)	13588	0.25000	0.19722
211	1,1'-Biphenyl	154	5.285	5.285	(0.924)	64564	0.25000	0.23333
68	1,2,3,5-Tetrachlorobenzene	216	5.066	5.066	(0.886)	21794	0.25000	0.23443
70	2-Chloronaphthalene	162	5.312	5.312	(0.929)	47689	0.25000	0.23427
73	2-Nitroaniline	65	5.371	5.371	(0.939)	19587	0.25000	0.19821
74	1,2,3,4-Tetrachlorobenzene	216	5.285	5.285	(0.924)	20619	0.25000	0.23681
76	Dimethylphthalate	163	5.483	5.483	(0.959)	51589	0.25000	0.22088
78	2,6-Dinitrotoluene	165	5.537	5.537	(0.968)	10519	0.25000	0.19262
79	Acenaphthylene	152	5.622	5.622	(0.983)	74216	0.25000	0.21556
80	1,2-Dinitrobenzene	168	5.580	5.580	(0.976)	5772	0.25000	0.21600
81	3-Nitroaniline	138	5.665	5.665	(0.991)	11877	0.25000	0.20286
82	Acenaphthene	153	5.745	5.745	(1.005)	51862	0.25000	0.23736
83	2,4-Dinitrophenol	184	Compound Not Detected.					
85	4-Nitrophenol	109	Compound Not Detected.					
86	Dibenzofuran	168	5.868	5.868	(1.026)	66627	0.25000	0.22590
87	2,4-Dinitrotoluene	165	5.831	5.831	(1.020)	12938	0.25000	0.18767
91	2,3,5,6-Tetrachlorophenol	232	5.917	5.917	(1.035)	10377	0.25000	0.20177
93	Diethylphthalate	149	5.986	5.986	(1.047)	52623	0.25000	0.21680
94	Fluorene	166	6.114	6.114	(1.069)	53655	0.25000	0.21991
95	4-Chlorophenyl-phenylether	204	6.098	6.098	(1.066)	25528	0.25000	0.22914
96	4-Nitroaniline	138	6.109	6.109	(1.068)	10239	0.25000	0.26713(Q)
98	4,6-Dinitro-2-methylphenol	198	Compound Not Detected.					
99	N-Nitrosodiphenylamine	169	6.179	6.179	(0.908)	37372	0.25000	0.21829
100	1,2-Diphenylhydrazine	77	6.211	6.211	(0.913)	85934	0.25000	0.21605
106	4-Bromophenyl-phenylether	248	6.457	6.457	(0.949)	12065	0.25000	0.22007
107	Hexachlorobenzene	284	6.516	6.516	(0.958)	12971	0.25000	0.24639
212	Atrazine	200	6.542	6.542	(0.961)	11047	0.25000	0.22586
111	Pentachlorophenol	266	6.655	6.655	(0.978)	12267	0.50000	0.47045(H)
115	Phenanthrene	178	6.820	6.820	(1.002)	82324	0.25000	0.23116
116	Anthracene	178	6.858	6.858	(1.008)	76509	0.25000	0.22134
119	Carbazole	167	6.960	6.960	(1.023)	70580	0.25000	0.22153
120	Di-n-Butylphthalate	149	7.168	7.168	(1.053)	80571	0.25000	0.20006
123	Fluoranthene	202	7.692	7.692	(1.130)	76576	0.25000	0.21659
124	Benzidine	184	Compound Not Detected.					
125	Pyrene	202	7.863	7.863	(0.897)	84381	0.25000	0.22813
131	Butylbenzylphthalate	149	8.275	8.275	(0.944)	37293	0.25000	0.21696
133	3,3'-Dimethoxybenzidine	244	Compound Not Detected.					
135	3,3'-Dichlorobenzidine	252	8.709	8.709	(0.993)	22312	0.25000	0.19938
136	Benzo(a)Anthracene	228	8.757	8.757	(0.999)	88408	0.25000	0.25088

137 Chrysene	228	8.789	8.789 (1.002)	79127	0.25000	0.23777
138 4,4'-Methylene bis(o-chloroan	231	8.703	8.703 (0.993)	11904	0.25000	0.20304

	Compounds	QUANT SIG MASS	RT	EXP RT	REL RT	RESPONSE	AMOUNTS CAL-AMT (NG)	AMOUNTS ON-COL (NG)
139	bis(2-ethylhexyl)Phthalate	149	8.687	8.687	(0.991)	48395	0.25000	0.20120
140	Di-n-octylphthalate	149	9.249	9.249	(0.903)	66954	0.25000	0.34027
141	Benzo(b)fluoranthene	252	9.778	9.778	(0.955)	73648	0.25000	0.22859
142	Benzo(k)fluoranthene	252	9.810	9.810	(0.958)	67545	0.25000	0.21172
146	Benzo(a)pyrene	252	10.174	10.174	(0.994)	59905	0.25000	0.20728
149	Indeno(1,2,3-cd)pyrene	276	11.843	11.843	(1.157)	63055	0.25000	0.21346
150	Dibenz(a,h)anthracene	278	11.854	11.854	(1.158)	50891	0.25000	0.19977
151	Benzo(g,h,i)perylene	276	12.330	12.330	(1.204)	51374	0.25000	0.20783
198	1,4-Dioxane	88	1.777	1.777	(0.499)	12654	0.25000	0.22766
$ 154	Nitrobenzene-d5	82	3.932	3.932	(0.883)	46156	0.25000	0.23926
$ 155	2-Fluorobiphenyl	172	5.211	5.211	(0.911)	53022	0.25000	0.22201
$ 156	Terphenyl-d14	244	7.944	7.944	(0.906)	47957	0.25000	0.22237
$ 157	Phenol-d5	99	3.264	3.264	(0.917)	41654	0.25000	0.22124
$ 158	2-Fluorophenol	112	2.691	2.691	(0.756)	28155	0.25000	0.22926
$ 159	2,4,6-Tribromophenol	330	6.291	6.291	(1.100)	3878	0.25000	0.18814
$ 186	2-Chlorophenol-d4	132	3.408	3.408	(0.958)	22142	0.25000	0.21176
$ 187	1,2-Dichlorobenzene-d4	152	3.670	3.670	(1.032)	16603	0.25000	0.23161
M 195	Cresols, total	100				61791	0.25000	
101	Diphenylamine	169	6.179	6.179	(0.908)	37372	0.25000	0.21829

QC Flag Legend

Q - Qualifier signal failed the ratio test.
M - Compound response manually integrated.
H - Operator selected an alternate compound hit.

TestAmerica North Canton

INTERNAL STANDARD COMPOUNDS
AREA AND RT SUMMARY

Instrument ID: a4hp7.i
Lab File ID: 7SL0401.D
Lab Smp Id: l2
Analysis Type: SV
Quant Type: ISTD
Operator: 001710
Method File: \\cansvr11\dd\chem\MSS\a4hp7.i\90401a.b\8270C-625.m
Misc Info:

Calibration Date: 01-APR-2009
Calibration Time: 18:11
Level:
Sample Type:

COMPOUND	STANDARD	AREA LIMIT LOWER	AREA LIMIT UPPER	SAMPLE	%DIFF
1 1,4-Dichlorobenze	197819	98910	395638	181180	-8.41
2 Naphthalene-d8	837409	418705	1674818	728276	-13.03
3 Acenaphthene-d10	439589	219795	879178	393285	-10.53
4 Phenanthrene-d10	708614	354307	1417228	631065	-10.94
5 Chrysene-d12	611098	305549	1222196	525969	-13.93
6 Perylene-d12	569788	284894	1139576	494159	-13.27

COMPOUND	STANDARD	RT LIMIT LOWER	RT LIMIT UPPER	SAMPLE	%DIFF
1 1,4-Dichlorobenze	3.56	3.06	4.06	3.56	-0.15
2 Naphthalene-d8	4.46	3.96	4.96	4.45	-0.12
3 Acenaphthene-d10	5.72	5.22	6.22	5.72	-0.09
4 Phenanthrene-d10	6.81	6.31	7.31	6.80	-0.08
5 Chrysene-d12	8.77	8.27	9.27	8.77	0.00
6 Perylene-d12	10.24	9.74	10.74	10.24	-0.05

AREA UPPER LIMIT = +100% of internal standard area.
AREA LOWER LIMIT = - 50% of internal standard area.
RT UPPER LIMIT = + 0.50 minutes of internal standard RT.
RT LOWER LIMIT = - 0.50 minutes of internal standard RT.

Data File: \\cansvr11\dd\chem\MSS\a4hp7.i\90401a.b\7SL0401.D

Page 1

Date : 01-APR-2009 16:11

Client ID:

Instrument: a4hp7.i

Sample Info: l2,90401a.b,8270C-625,1-827042d.sub,1,,2

Operator: 001710

Column phase: db5.625

Column diameter: 0.32

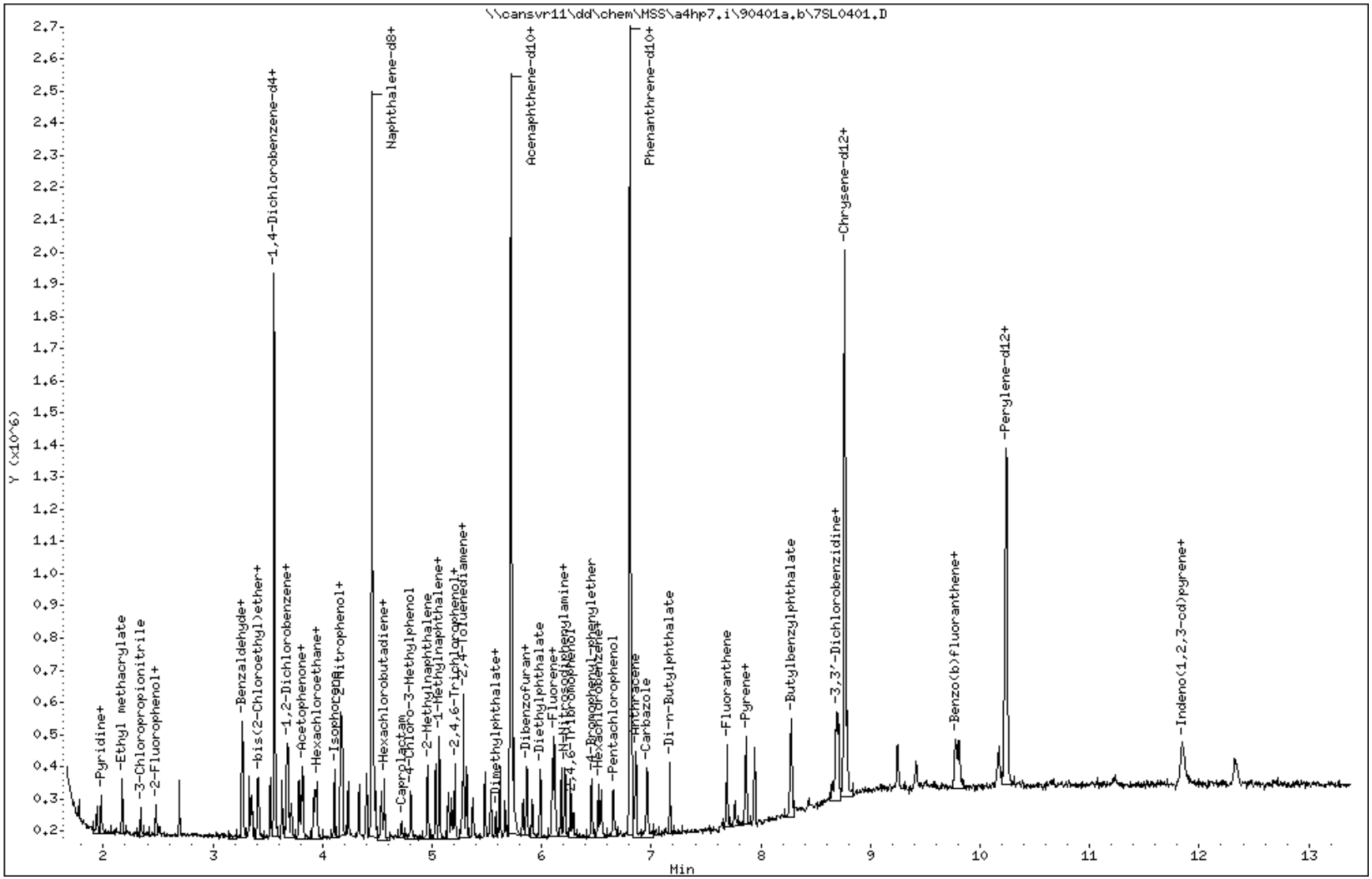

Data File Name: 7SL0401.D
Inj. Date and Time: 01-APR-2009 16:11
Instrument ID: a4hp7.i
Client ID:
Compound Name: N-Nitrosodimethylamine
CAS #: 62-75-9
Report Date: 04/02/2009

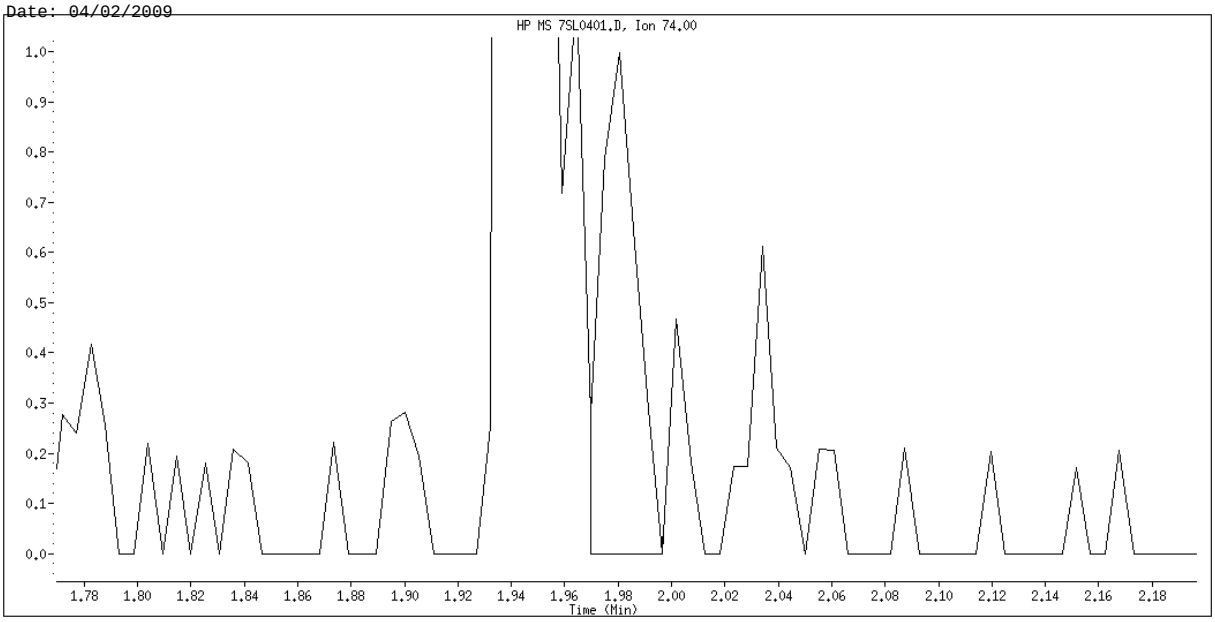

Original Integration

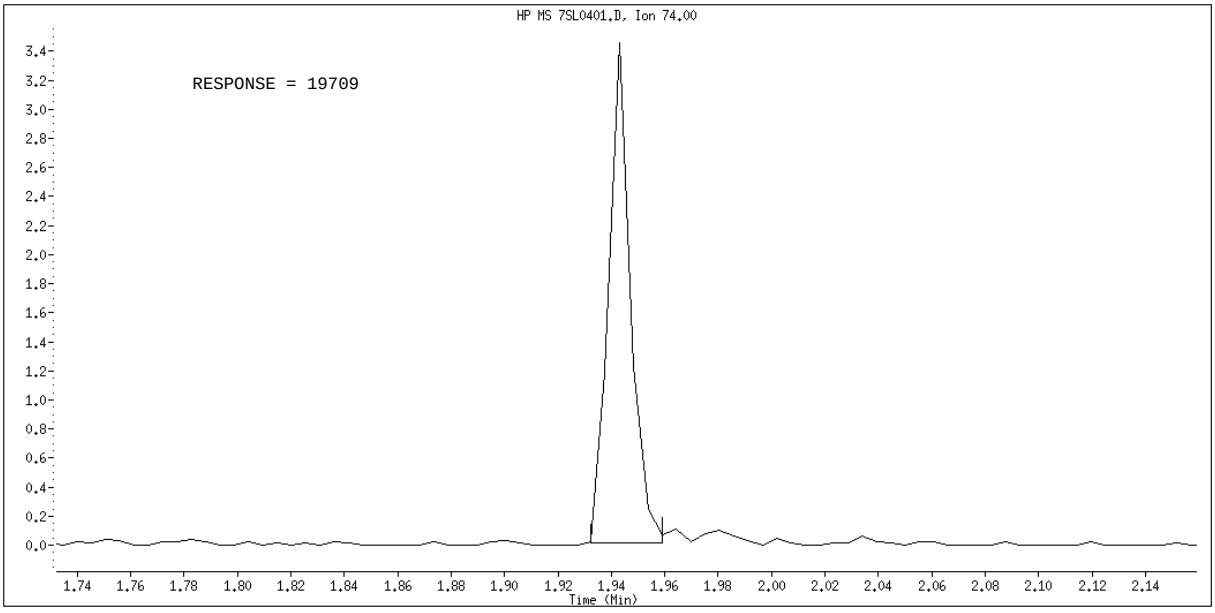

Manual Integration

Manually Integrated By: gruberj
Manual Integration Reason: Peak not found

Data File Name: 7SL0401.D
Inj. Date and Time: 01-APR-2009 16:11
Instrument ID: a4hp7.i
Client ID:
Compound Name: Malononitrile
CAS #: 109-77-3
Report Date: 04/02/2009

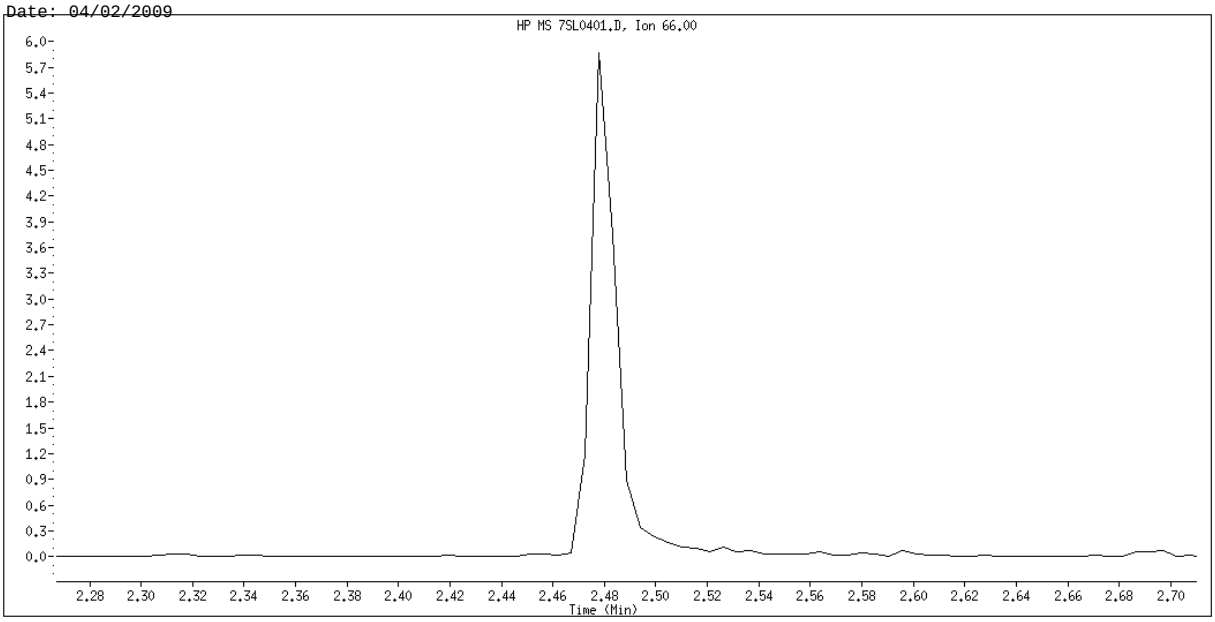

Original Integration

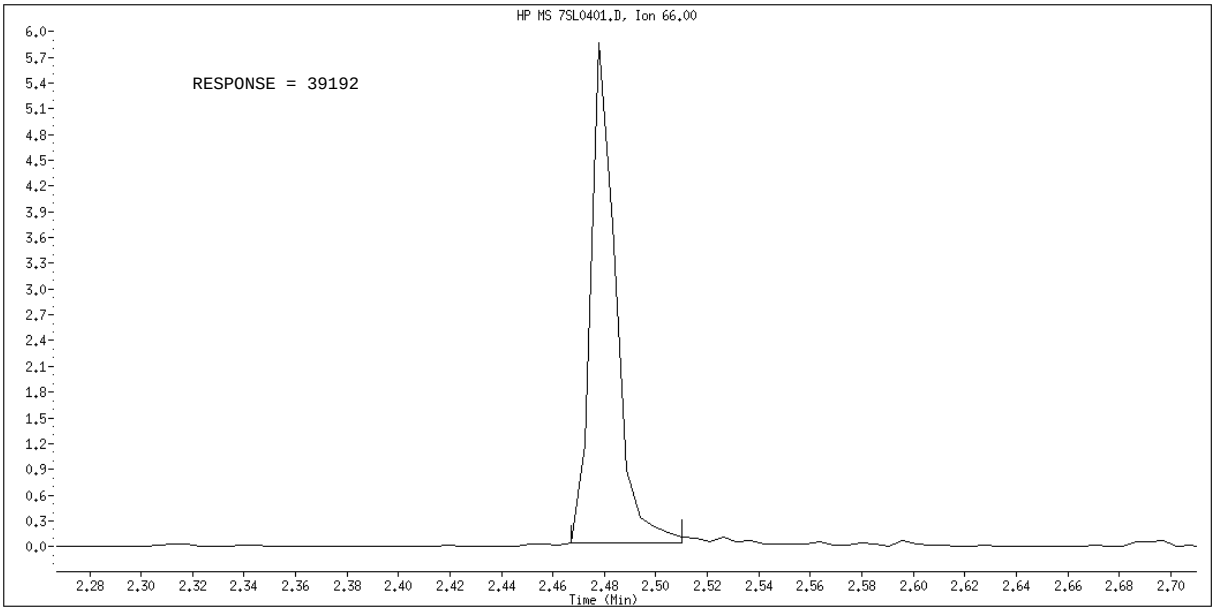

Manual Integration

Manually Integrated By: gruberj
Manual Integration Reason: Peak not found

TestAmerica North Canton

Semivolatile REPORT SW-846 Method 8270

Data file : \\cansvr11\dd\chem\MSS\a4hp7.i\90401a.b\7SLL0401.D
Lab Smp Id: l1
Inj Date : 01-APR-2009 16:31
Operator : 001710   Inst ID: a4hp7.i
Smp Info : l1,90401a.b,8270C-625,pah.sub,1,,1
Misc Info :
Comment   :
Method   : \\cansvr11\dd\chem\MSS\a4hp7.i\90401a.b\8270C-625.m
Meth Date : 02-Apr-2009 06:59 a4hp7.i Quant Type: ISTD
Cal Date : 01-APR-2009 16:11   Cal File: 7SL0401.D
Als bottle: 6   Calibration Sample, Level: 1
Dil Factor: 1.00000
Integrator: HP RTE   Compound Sublist: pah.sub
Target Version: 4.14
Processing Host: CANPMSSV01

	Compounds	QUANT SIG MASS	RT	EXP RT	REL RT	RESPONSE	AMOUNTS CAL-AMT (NG)	ON-COL (NG)
* 1	1,4-Dichlorobenzene-d4	152	3.558	3.558	(1.000)	160516	2.00000	
* 2	Naphthalene-d8	136	4.451	4.451	(1.000)	668036	2.00000	
* 3	Acenaphthene-d10	164	5.719	5.719	(1.000)	342134	2.00000	
* 4	Phenanthrene-d10	188	6.804	6.804	(1.000)	572918	2.00000	
* 5	Chrysene-d12	240	8.767	8.767	(1.000)	470410	2.00000	
* 6	Perylene-d12	264	10.244	10.244	(1.000)	437663	2.00000	
23	bis(2-Chloroethyl)ether	93	3.355	3.355	(0.943)	7964	0.05000	0.054075
35	Nitrobenzene	77	3.948	3.948	(0.887)	10254	0.05000	0.057059
51	Naphthalene	128	4.467	4.467	(1.004)	18534	0.05000	0.056920
56	Hexachlorobutadiene	225	4.542	4.542	(1.020)	3069	0.05000	0.063041(Q)
62	2-Methylnaphthalene	142	4.959	4.959	(1.114)	9826	0.05000	0.055855
63	1-Methylnaphthalene	142	5.034	5.034	(1.131)	10575	0.05000	0.052931
70	2-Chloronaphthalene	162	5.318	5.318	(0.930)	9751	0.05000	0.055064
79	Acenaphthylene	152	5.622	5.622	(0.983)	16318	0.05000	0.054481
82	Acenaphthene	153	5.745	5.745	(1.005)	10987	0.05000	0.057803
86	Dibenzofuran	168	5.868	5.868	(1.026)	14936	0.05000	0.058212
94	Fluorene	166	6.115	6.115	(1.069)	11782	0.05000	0.055508
107	Hexachlorobenzene	284	6.521	6.521	(0.958)	2815	0.05000	0.058899
115	Phenanthrene	178	6.821	6.821	(1.002)	18863	0.05000	0.058342
116	Anthracene	178	6.858	6.858	(1.008)	15882	0.05000	0.050611
123	Fluoranthene	202	7.692	7.692	(1.130)	17677	0.05000	0.055072
124	Benzidine	184	Compound Not Detected.					
125	Pyrene	202	7.864	7.864	(0.897)	18222	0.05000	0.055084
135	3,3'-Dichlorobenzidine	252	Compound Not Detected.					
136	Benzo(a)Anthracene	228	8.757	8.757	(0.999)	18431	0.05000	0.058479
137	Chrysene	228	8.789	8.789	(1.002)	16978	0.05000	0.057043
138	4,4'-Methylene bis(o-chloroan	231	Compound Not Detected.					
141	Benzo(b)fluoranthene	252	9.778	9.778	(0.955)	15479	0.05000	0.054247
142	Benzo(k)fluoranthene	252	9.805	9.805	(0.957)	15262	0.05000	0.054013
146	Benzo(a)pyrene	252	10.179	10.179	(0.994)	13870	0.05000	0.054189
149	Indeno(1,2,3-cd)pyrene	276	11.838	11.838	(1.156)	12568	0.05000	0.048038(M)

150 Dibenz(a,h)anthracene	278	11.859	11.859 (1.158)	11313	0.05000	0.050140
151 Benzo(g,h,i)perylene	276	12.346	12.346 (1.205)	11110	0.05000	0.050748

Compounds	QUANT SIG MASS	RT	EXP RT	REL RT	RESPONSE	AMOUNTS CAL-AMT (NG)	AMOUNTS ON-COL (NG)
$ 154 Nitrobenzene-d5	82	3.932	3.932	(0.883)	8177	0.05000	0.046209
$ 155 2-Fluorobiphenyl	172	5.211	5.211	(0.911)	12416	0.05000	0.059759
$ 156 Terphenyl-d14	244	7.944	7.944	(0.906)	11367	0.05000	0.058932
$ 157 Phenol-d5	99	3.264	3.264	(0.917)	8720	0.05000	0.052278
$ 158 2-Fluorophenol	112	2.691	2.691	(0.756)	5584	0.05000	0.051322
$ 159 2,4,6-Tribromophenol	330	Compound Not Detected.					

QC Flag Legend

Q - Qualifier signal failed the ratio test.
M - Compound response manually integrated.

TestAmerica North Canton

INTERNAL STANDARD COMPOUNDS
AREA AND RT SUMMARY

Instrument ID: a4hp7.i
Lab File ID: 7SLL0401.D
Lab Smp Id: l1
Analysis Type: SV
Quant Type: ISTD
Operator: 001710
Method File: \\cansvr11\dd\chem\MSS\a4hp7.i\90401a.b\8270C-625.m
Misc Info:

Calibration Date: 01-APR-2009
Calibration Time: 18:11
Level:
Sample Type:

COMPOUND	STANDARD	AREA LIMIT LOWER	AREA LIMIT UPPER	SAMPLE	%DIFF
1 1,4-Dichlorobenze	197819	98910	395638	160516	-18.86
2 Naphthalene-d8	837409	418705	1674818	668036	-20.23
3 Acenaphthene-d10	439589	219795	879178	342134	-22.17
4 Phenanthrene-d10	708614	354307	1417228	572918	-19.15
5 Chrysene-d12	611098	305549	1222196	470410	-23.02
6 Perylene-d12	569788	284894	1139576	437663	-23.19

COMPOUND	STANDARD	RT LIMIT LOWER	RT LIMIT UPPER	SAMPLE	%DIFF
1 1,4-Dichlorobenze	3.56	3.06	4.06	3.56	-0.15
2 Naphthalene-d8	4.46	3.96	4.96	4.45	-0.12
3 Acenaphthene-d10	5.72	5.22	6.22	5.72	-0.09
4 Phenanthrene-d10	6.81	6.31	7.31	6.80	-0.08
5 Chrysene-d12	8.77	8.27	9.27	8.77	0.00
6 Perylene-d12	10.24	9.74	10.74	10.24	0.00

AREA UPPER LIMIT = +100% of internal standard area.
AREA LOWER LIMIT = - 50% of internal standard area.
RT UPPER LIMIT = + 0.50 minutes of internal standard RT.
RT LOWER LIMIT = - 0.50 minutes of internal standard RT.

Data File: \\cansvr11\dd\chem\MSS\a4hp7.i\90401a.b\7SLL0401.D

Page 1

Date : 01-APR-2009 16:31

Client ID:

Instrument: a4hp7.i

Sample Info: l1,90401a.b,8270C-625,pah.sub,1,,1

Operator: 001710

Column phase: db5.625

Column diameter: 0.32

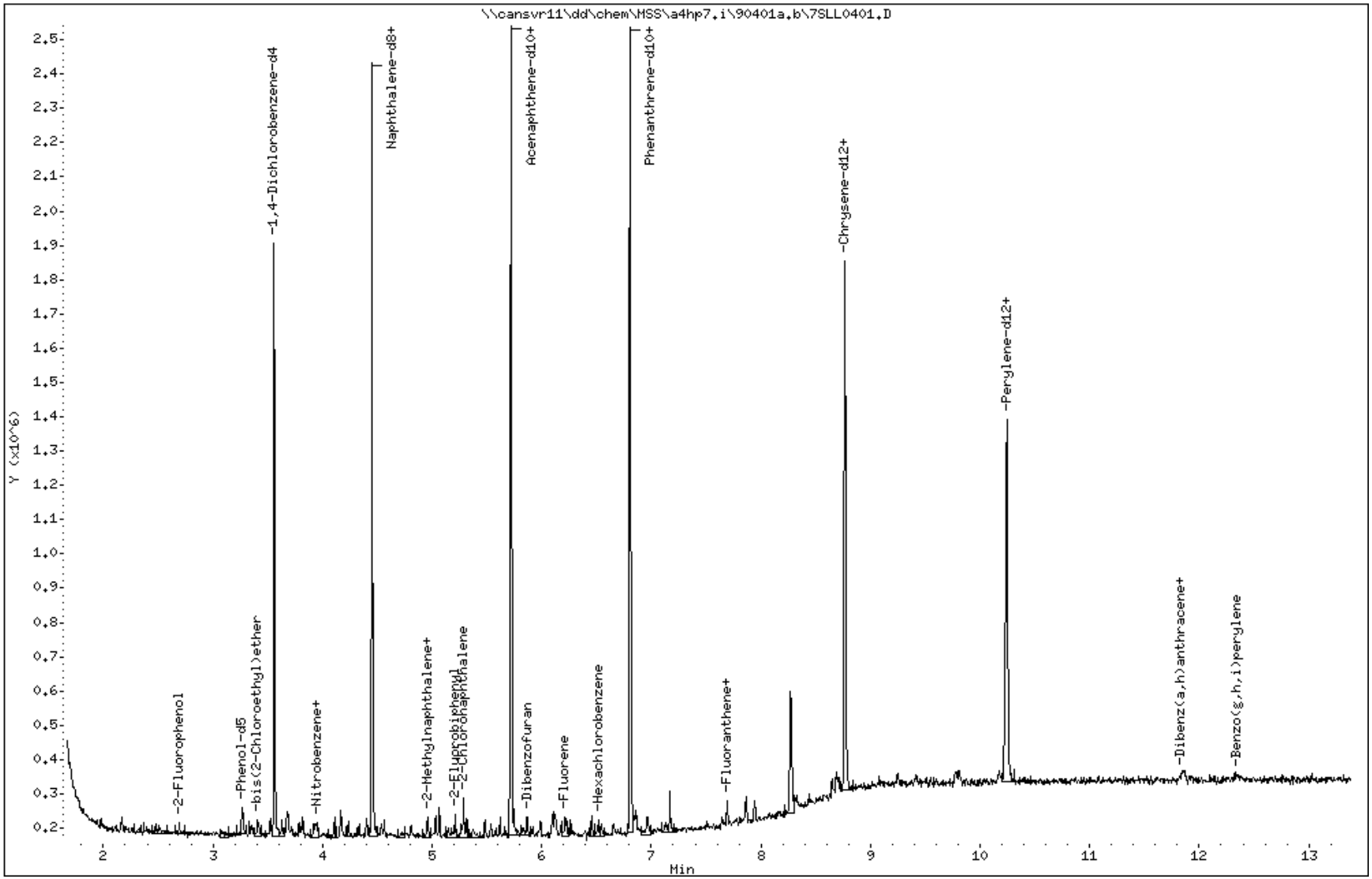

Data File Name: 7SLL0401.D
Inj. Date and Time: 01-APR-2009 16:31
Instrument ID: a4hp7.i
Client ID:
Compound Name: Indeno(1,2,3-cd)pyrene
CAS #: 193-39-5
Report Date: 04/02/2009

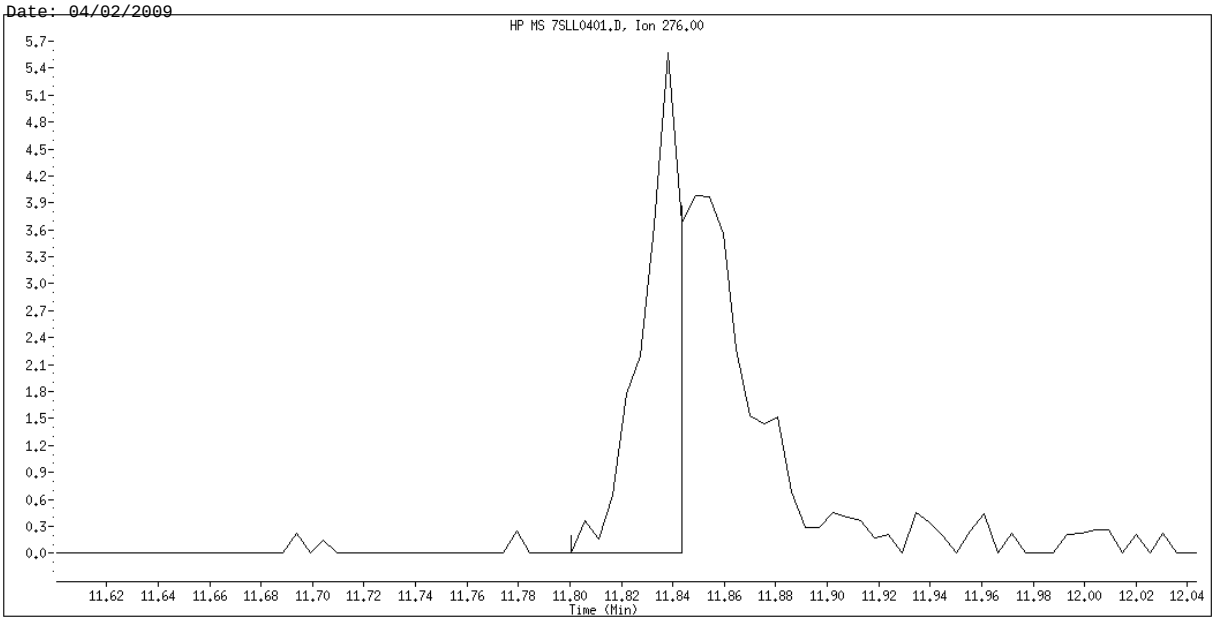

Original Integration

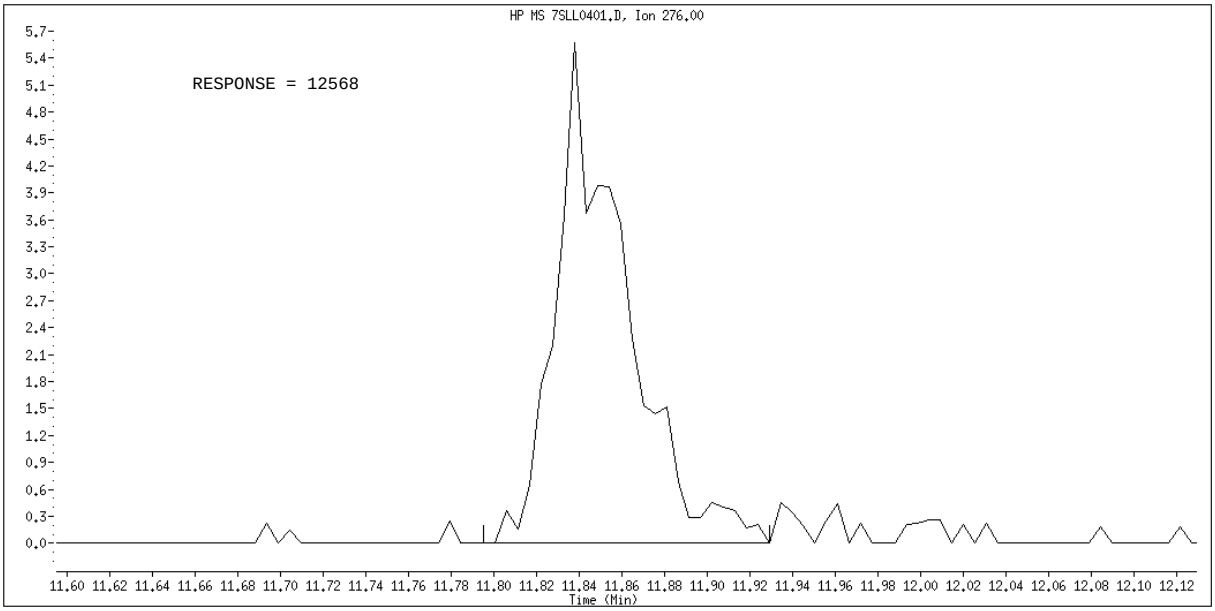

Manual Integration

Manually Integrated By: gruberj
Manual Integration Reason: Poor Chromatography

TestAmerica North Canton

Semivolatile REPORT SW-846 Method 8270

Data file : \\cansvr11\dd\chem\MSS\a4hp7.i\90401a.b\7SM0401.D
Lab Smp Id: l4
Inj Date : 01-APR-2009 15:31
Operator : 001710 Inst ID: a4hp7.i
Smp Info : l4,90401a.b,8270C-625,1-827042d.sub,1,,4
Misc Info :
Comment   :
Method   : \\cansvr11\dd\chem\MSS\a4hp7.i\90401a.b\8270C-625.m
Meth Date : 02-Apr-2009 06:59 a4hp7.i Quant Type: ISTD
Cal Date : 01-APR-2009 15:12 Cal File: 7SMM0401.D
Als bottle: 3 Calibration Sample, Level: 4
Dil Factor: 1.00000
Integrator: HP RTE Compound Sublist: 1-827042d.sub
Target Version: 4.14
Processing Host: CANPMSSV01

	Compounds	QUANT SIG MASS	RT	EXP RT	REL RT	RESPONSE	AMOUNTS CAL-AMT (NG)	ON-COL (NG)
* 1	1,4-Dichlorobenzene-d4	152	3.558	3.558	(1.000)	167698	2.00000	
* 2	Naphthalene-d8	136	4.451	4.451	(1.000)	684489	2.00000	
* 3	Acenaphthene-d10	164	5.719	5.719	(1.000)	362827	2.00000	
* 4	Phenanthrene-d10	188	6.804	6.804	(1.000)	586496	2.00000	
* 5	Chrysene-d12	240	8.767	8.767	(1.000)	494928	2.00000	
* 6	Perylene-d12	264	10.249	10.249	(1.000)	459953	2.00000	
9	Pyridine	79	1.975	1.975	(0.555)	135042	1.00000	0.87540
10	N-Nitrosodimethylamine	74	1.943	1.943	(0.546)	76098	1.00000	0.91505
11	Ethyl methacrylate	69	2.173	2.173	(0.611)	127282	1.00000	0.92488
12	3-Chloropropionitrile	54	2.344	2.344	(0.659)	53982	1.00000	0.92942
13	Malononitrile	66	2.477	2.477	(0.696)	156863	1.00000	0.95340
209	Benzaldehyde	77	3.274	3.274	(0.920)	96129	1.00000	0.98618
21	Aniline	93	3.333	3.333	(0.937)	212473	1.00000	0.92031
22	Phenol	94	3.269	3.269	(0.919)	179992	1.00000	0.91640
23	bis(2-Chloroethyl)ether	93	3.355	3.355	(0.943)	145258	1.00000	0.94405
24	2-Chlorophenol	128	3.419	3.419	(0.961)	101793	1.00000	0.91718
26	1,3-Dichlorobenzene	146	3.526	3.526	(0.991)	106357	1.00000	0.96716
27	1,4-Dichlorobenzene	146	3.574	3.574	(1.004)	94176	1.00000	0.93244
28	1,2-Dichlorobenzene	146	3.681	3.681	(1.035)	98362	1.00000	0.93227
29	Benzyl Alcohol	108	3.627	3.627	(1.020)	77852	1.00000	0.93525
30	2-Methylphenol	108	3.686	3.686	(1.036)	119306	1.00000	0.95367
31	bis(2-Chloroisopropyl)ether	45	3.718	3.718	(1.045)	97114	1.00000	0.92315
37	Acetophenone	105	3.825	3.825	(1.075)	180482	1.00000	0.92740
32	N-Nitroso-di-n-propylamine	70	3.809	3.809	(1.071)	116027	1.00000	0.91964
192	4-Methylphenol	108	3.788	3.788	(1.065)	123160	1.00000	0.91673
34	Hexachloroethane	117	3.916	3.916	(1.101)	44780	1.00000	0.91058
35	Nitrobenzene	77	3.948	3.948	(0.887)	168791	1.00000	0.91668
41	Isophorone	82	4.109	4.109	(0.923)	300602	1.00000	0.92213
42	2-Nitrophenol	139	4.173	4.173	(0.938)	53031	1.00000	0.88156
43	2,4-Dimethylphenol	107	4.168	4.168	(0.936)	143423	1.00000	0.93894
44	bis(2-Chloroethoxy)methane	93	4.237	4.237	(0.952)	159016	1.00000	0.91885

46	2,4-Toluenediamene	121	5.269	5.269 (1.184)	42556	1.00000	1.0442
47	1,3,5-Trichlorobenzene	180	4.178	4.178 (0.939)	102271	1.00000	0.95132

	Compounds	QUANT SIG MASS	RT	EXP RT	REL RT	RESPONSE	AMOUNTS CAL-AMT (NG)	AMOUNTS ON-COL (NG)
48	2,4-Dichlorophenol	162	4.333	4.333	(0.974)	77070	1.00000	0.93113
49	Benzoic Acid	122	4.194	4.194	(0.942)	98462	2.00000	1.8889
50	1,2,4-Trichlorobenzene	180	4.403	4.403	(0.989)	86001	1.00000	0.91741
51	Naphthalene	128	4.467	4.467	(1.004)	296590	1.00000	0.88897
52	4-Chloroaniline	127	4.483	4.483	(1.007)	138111	1.00000	0.97633
56	Hexachlorobutadiene	225	4.542	4.542	(1.020)	46115	1.00000	0.92448
210	Caprolactam	113	4.724	4.724	(1.061)	35937	1.00000	0.99079
57	1,2,3-Trichlorobenzene	180	4.569	4.569	(1.026)	80739	1.00000	0.94454
59	4-Chloro-3-Methylphenol	107	4.809	4.809	(1.081)	117829	1.00000	0.90981
62	2-Methylnaphthalene	142	4.959	4.959	(1.114)	164245	1.00000	0.91119
63	1-Methylnaphthalene	142	5.034	5.034	(1.131)	186638	1.00000	0.91172
64	Hexachlorocyclopentadiene	237	5.066	5.066	(0.886)	51775	1.00000	0.91852
66	2,4,6-Trichlorophenol	196	5.152	5.152	(0.901)	55054	1.00000	0.91569
67	2,4,5-Trichlorophenol	196	5.178	5.178	(0.906)	59481	1.00000	0.93582
211	1,1'-Biphenyl	154	5.285	5.285	(0.924)	239215	1.00000	0.93708
68	1,2,3,5-Tetrachlorobenzene	216	5.066	5.066	(0.886)	82357	1.00000	0.96024
70	2-Chloronaphthalene	162	5.318	5.318	(0.930)	171632	1.00000	0.91393
73	2-Nitroaniline	65	5.371	5.371	(0.939)	84834	1.00000	0.93054
74	1,2,3,4-Tetrachlorobenzene	216	5.285	5.285	(0.924)	76337	1.00000	0.95034
76	Dimethylphthalate	163	5.483	5.483	(0.959)	200270	1.00000	0.92945
78	2,6-Dinitrotoluene	165	5.537	5.537	(0.968)	44130	1.00000	0.87595
79	Acenaphthylene	152	5.622	5.622	(0.983)	292004	1.00000	0.91931
80	1,2-Dinitrobenzene	168	5.585	5.585	(0.977)	21496	1.00000	0.87194
81	3-Nitroaniline	138	5.665	5.665	(0.991)	49399	1.00000	0.91456
82	Acenaphthene	153	5.745	5.745	(1.005)	179643	1.00000	0.89120
83	2,4-Dinitrophenol	184	5.740	5.740	(1.004)	58666	2.00000	2.0114(Q)
85	4-Nitrophenol	109	5.761	5.761	(1.007)	36434	1.00000	0.83478
86	Dibenzofuran	168	5.868	5.868	(1.026)	244862	1.00000	0.89991
87	2,4-Dinitrotoluene	165	5.831	5.831	(1.020)	57680	1.00000	0.90691
91	2,3,5,6-Tetrachlorophenol	232	5.917	5.917	(1.035)	42861	1.00000	0.90336
93	Diethylphthalate	149	5.991	5.991	(1.048)	209993	1.00000	0.93778
94	Fluorene	166	6.114	6.114	(1.069)	200807	1.00000	0.89210
95	4-Chlorophenyl-phenylether	204	6.098	6.098	(1.066)	93642	1.00000	0.91111
96	4-Nitroaniline	138	6.109	6.109	(1.068)	48601	1.00000	0.94508
98	4,6-Dinitro-2-methylphenol	198	6.131	6.131	(0.901)	33609	1.00000	1.0309
99	N-Nitrosodiphenylamine	169	6.179	6.179	(0.908)	147875	1.00000	0.92937
100	1,2-Diphenylhydrazine	77	6.216	6.216	(0.914)	342433	1.00000	0.92635
106	4-Bromophenyl-phenylether	248	6.457	6.457	(0.949)	49377	1.00000	0.96911
107	Hexachlorobenzene	284	6.521	6.521	(0.958)	46153	1.00000	0.94332
212	Atrazine	200	6.542	6.542	(0.961)	43452	1.00000	0.95590
111	Pentachlorophenol	266	6.655	6.655	(0.978)	66068	2.00000	2.0089
115	Phenanthrene	178	6.820	6.820	(1.002)	298758	1.00000	0.90264
116	Anthracene	178	6.858	6.858	(1.008)	295251	1.00000	0.91909
119	Carbazole	167	6.965	6.965	(1.024)	271433	1.00000	0.91671
120	Di-n-Butylphthalate	149	7.174	7.174	(1.054)	333348	1.00000	0.89061
123	Fluoranthene	202	7.692	7.692	(1.130)	302833	1.00000	0.92162
124	Benzidine	184	7.762	7.762	(0.885)	138265	1.00000	1.0383
125	Pyrene	202	7.863	7.863	(0.897)	316265	1.00000	0.90869
131	Butylbenzylphthalate	149	8.281	8.281	(0.944)	149119	1.00000	0.92194
133	3,3'-Dimethoxybenzidine	244	8.671	8.671	(0.989)	43111	1.00000	1.0122
135	3,3'-Dichlorobenzidine	252	8.709	8.709	(0.993)	98597	1.00000	0.93634
136	Benzo(a)Anthracene	228	8.762	8.762	(0.999)	299538	1.00000	0.90331

137 Chrysene	228	8.789	8.789 (1.002)	291501	1.00000	0.93087
138 4,4'-Methylene bis(o-chloroan	231	8.709	8.709 (0.993)	49580	1.00000	0.89870

	Compounds	QUANT SIG MASS	RT	EXP RT	REL RT	RESPONSE	AMOUNTS CAL-AMT (NG)	AMOUNTS ON-COL (NG)
139	bis(2-ethylhexyl)Phthalate	149	8.693	8.693	(0.991)	209208	1.00000	0.92432
140	Di-n-octylphthalate	149	9.249	9.249	(0.902)	321051	1.00000	0.98224
141	Benzo(b)fluoranthene	252	9.784	9.784	(0.955)	283521	1.00000	0.94546
142	Benzo(k)fluoranthene	252	9.816	9.816	(0.958)	266340	1.00000	0.89692
146	Benzo(a)pyrene	252	10.174	10.174	(0.993)	242488	1.00000	0.90146
149	Indeno(1,2,3-cd)pyrene	276	11.848	11.848	(1.156)	254162	1.00000	0.92438
150	Dibenz(a,h)anthracene	278	11.864	11.864	(1.158)	211168	1.00000	0.89056
151	Benzo(g,h,i)perylene	276	12.340	12.340	(1.204)	212728	1.00000	0.92460
198	1,4-Dioxane	88	1.777	1.777	(0.499)	49466	1.00000	0.96148
$ 154	Nitrobenzene-d5	82	3.932	3.932	(0.883)	178875	1.00000	0.98653
$ 155	2-Fluorobiphenyl	172	5.211	5.211	(0.911)	197357	1.00000	0.89572
$ 156	Terphenyl-d14	244	7.944	7.944	(0.906)	188081	1.00000	0.92680
$ 157	Phenol-d5	99	3.264	3.264	(0.917)	157642	1.00000	0.90462
$ 158	2-Fluorophenol	112	2.691	2.691	(0.756)	103598	1.00000	0.91138
$ 159	2,4,6-Tribromophenol	330	6.291	6.291	(1.100)	16850	1.00000	0.88607
$ 186	2-Chlorophenol-d4	132	3.408	3.408	(0.958)	90259	1.00000	0.93262
$ 187	1,2-Dichlorobenzene-d4	152	3.670	3.670	(1.032)	61855	1.00000	0.93223
M 195	Cresols, total	100				242466	1.00000	
101	Diphenylamine	169	6.179	6.179	(0.908)	147875	1.00000	0.92937

QC Flag Legend

Q - Qualifier signal failed the ratio test.

TestAmerica North Canton

INTERNAL STANDARD COMPOUNDS
AREA AND RT SUMMARY

Instrument ID: a4hp7.i
Lab File ID: 7SM0401.D
Lab Smp Id: l4
Analysis Type: SV
Quant Type: ISTD
Operator: 001710
Method File: \\cansvr11\dd\chem\MSS\a4hp7.i\90401a.b\8270C-625.m
Misc Info:

Calibration Date: 01-APR-2009
Calibration Time: 18:11
Level:
Sample Type:

COMPOUND	STANDARD	AREA LIMIT LOWER	AREA LIMIT UPPER	SAMPLE	%DIFF
1 1,4-Dichlorobenze	197819	98910	395638	167698	-15.23
2 Naphthalene-d8	837409	418705	1674818	684489	-18.26
3 Acenaphthene-d10	439589	219795	879178	362827	-17.46
4 Phenanthrene-d10	708614	354307	1417228	586496	-17.23
5 Chrysene-d12	611098	305549	1222196	494928	-19.01
6 Perylene-d12	569788	284894	1139576	459953	-19.28

COMPOUND	STANDARD	RT LIMIT LOWER	RT LIMIT UPPER	SAMPLE	%DIFF
1 1,4-Dichlorobenze	3.56	3.06	4.06	3.56	-0.15
2 Naphthalene-d8	4.46	3.96	4.96	4.45	-0.12
3 Acenaphthene-d10	5.72	5.22	6.22	5.72	-0.09
4 Phenanthrene-d10	6.81	6.31	7.31	6.80	-0.08
5 Chrysene-d12	8.77	8.27	9.27	8.77	0.00
6 Perylene-d12	10.24	9.74	10.74	10.25	0.05

AREA UPPER LIMIT = +100% of internal standard area.
AREA LOWER LIMIT = - 50% of internal standard area.
RT UPPER LIMIT = + 0.50 minutes of internal standard RT.
RT LOWER LIMIT = - 0.50 minutes of internal standard RT.

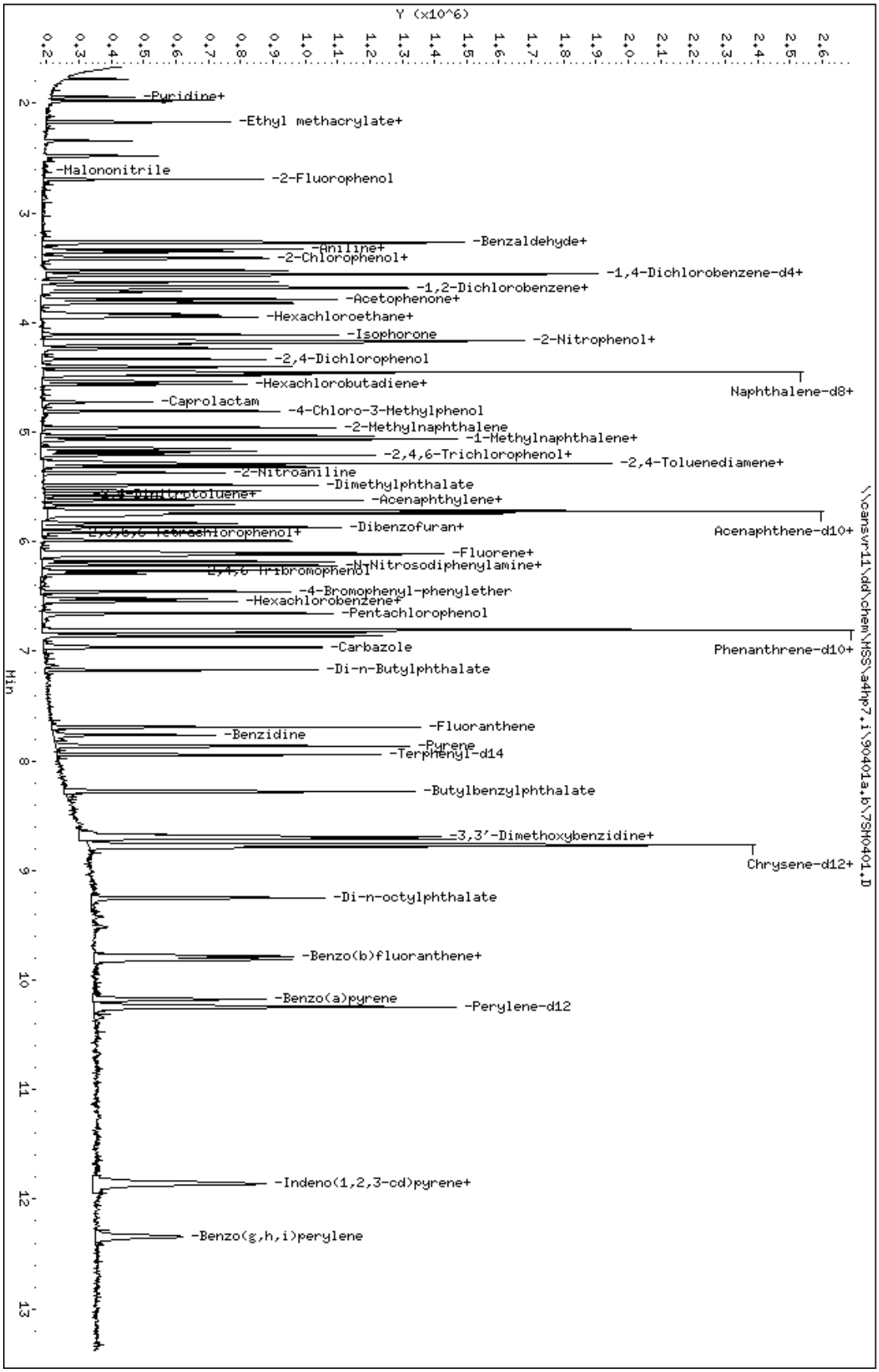

Data File: \\cansvr11\dd\chem\MSS\a4hp7.i\90401a.b\7SH0401.D
Date : 01-APR-2009 15:31
Client ID:
Sample Info: 14,90401a,b,8270C-625,1-827042d,sub,1,,4
Column phase: db5.625

Instrument: a4hp7.i
Operator: 001710
Column diameter: 0.32

TestAmerica North Canton

Semivolatile REPORT SW-846 Method 8270

Data file : \\cansvr11\dd\chem\MSS\a4hp7.i\90401a.b\7SMH0401.D
Lab Smp Id: l6
Inj Date : 01-APR-2009 17:51
Operator : 001710   Inst ID: a4hp7.i
Smp Info : l6,90401a.b,8270C-625,1-827042d.sub,1,,6
Misc Info :
Comment   :
Method   : \\cansvr11\dd\chem\MSS\a4hp7.i\90401a.b\8270C-625.m
Meth Date : 02-Apr-2009 07:09 a4hp7.i Quant Type: ISTD
Cal Date : 01-APR-2009 17:51   Cal File: 7SMH0401.D
Als bottle: 10   Calibration Sample, Level: 6
Dil Factor: 1.00000
Integrator: HP RTE   Compound Sublist: 1-827042d.sub
Target Version: 4.14
Processing Host: CANPMSSV01

	Compounds	QUANT SIG MASS	RT	EXP RT	REL RT	RESPONSE	AMOUNTS CAL-AMT (NG)	ON-COL (NG)
* 1	1,4-Dichlorobenzene-d4	152	3.558	3.558	(1.000)	152842	2.00000	
* 2	Naphthalene-d8	136	4.456	4.456	(1.000)	644203	2.00000	
* 3	Acenaphthene-d10	164	5.724	5.724	(1.000)	339654	2.00000	
* 4	Phenanthrene-d10	188	6.810	6.810	(1.000)	556434	2.00000	
* 5	Chrysene-d12	240	8.773	8.773	(1.000)	484138	2.00000	
* 6	Perylene-d12	264	10.249	10.249	(1.000)	433270	2.00000	
9	Pyridine	79	1.969	1.969	(0.554)	732969	5.00000	5.2132
10	N-Nitrosodimethylamine	74	1.937	1.937	(0.545)	387919	5.00000	5.1180(H)
11	Ethyl methacrylate	69	2.167	2.167	(0.609)	636329	5.00000	5.0732
12	3-Chloropropionitrile	54	2.338	2.338	(0.657)	269592	5.00000	5.0928
13	Malononitrile	66	2.483	2.483	(0.698)	773224	5.00000	5.1564
209	Benzaldehyde	77	3.274	3.274	(0.920)	464256	5.00000	5.2257
21	Aniline	93	3.338	3.338	(0.938)	1146435	5.00000	5.4483
22	Phenol	94	3.274	3.274	(0.920)	898053	5.00000	5.0167
23	bis(2-Chloroethyl)ether	93	3.354	3.354	(0.943)	669135	5.00000	4.7715
24	2-Chlorophenol	128	3.419	3.419	(0.961)	515278	5.00000	5.0941
26	1,3-Dichlorobenzene	146	3.526	3.526	(0.991)	510797	5.00000	5.0964
27	1,4-Dichlorobenzene	146	3.574	3.574	(1.004)	458182	5.00000	4.9774
28	1,2-Dichlorobenzene	146	3.681	3.681	(1.035)	486211	5.00000	5.0562
29	Benzyl Alcohol	108	3.633	3.633	(1.021)	383551	5.00000	5.0555
30	2-Methylphenol	108	3.691	3.691	(1.038)	581024	5.00000	5.0958
31	bis(2-Chloroisopropyl)ether	45	3.718	3.718	(1.045)	494704	5.00000	5.1596
37	Acetophenone	105	3.825	3.825	(1.075)	904783	5.00000	5.1011
32	N-Nitroso-di-n-propylamine	70	3.814	3.814	(1.072)	600274	5.00000	5.2203
192	4-Methylphenol	108	3.793	3.793	(1.066)	645144	5.00000	5.2688
34	Hexachloroethane	117	3.916	3.916	(1.101)	230334	5.00000	5.1390
35	Nitrobenzene	77	3.954	3.954	(0.887)	855299	5.00000	4.9355
41	Isophorone	82	4.114	4.114	(0.923)	1569991	5.00000	5.1173
42	2-Nitrophenol	139	4.173	4.173	(0.936)	293440	5.00000	5.1830
43	2,4-Dimethylphenol	107	4.167	4.167	(0.935)	718949	5.00000	5.0011
44	bis(2-Chloroethoxy)methane	93	4.242	4.242	(0.952)	827407	5.00000	5.0800

46	2,4-Toluenediamene	121	5.275	5.275 (1.184)	171688	5.00000	4.4761
47	1,3,5-Trichlorobenzene	180	4.184	4.184 (0.939)	465014	5.00000	4.5960

	Compounds	QUANT SIG MASS	RT	EXP RT	REL RT	RESPONSE	AMOUNTS CAL-AMT (NG)	AMOUNTS ON-COL (NG)
48	2,4-Dichlorophenol	162	4.339	4.339	(0.974)	401532	5.00000	5.1545
49	Benzoic Acid	122	4.242	4.242	(0.952)	707980	10.0000	10.098(H)
50	1,2,4-Trichlorobenzene	180	4.403	4.403	(0.988)	439587	5.00000	4.9825
51	Naphthalene	128	4.472	4.472	(1.004)	1554434	5.00000	4.9504
52	4-Chloroaniline	127	4.488	4.488	(1.007)	669796	5.00000	5.0310
56	Hexachlorobutadiene	225	4.542	4.542	(1.019)	224042	5.00000	4.7723
210	Caprolactam	113	4.750	4.750	(1.066)	205076	5.00000	4.8882
57	1,2,3-Trichlorobenzene	180	4.569	4.569	(1.025)	404512	5.00000	5.0282
59	4-Chloro-3-Methylphenol	107	4.815	4.815	(1.080)	621518	5.00000	5.0991
62	2-Methylnaphthalene	142	4.964	4.964	(1.114)	846089	5.00000	4.9874
63	1-Methylnaphthalene	142	5.034	5.034	(1.130)	958357	5.00000	4.9743
64	Hexachlorocyclopentadiene	237	5.071	5.071	(0.886)	280382	5.00000	5.3135
66	2,4,6-Trichlorophenol	196	5.152	5.152	(0.900)	287870	5.00000	5.1147
67	2,4,5-Trichlorophenol	196	5.184	5.184	(0.906)	307414	5.00000	5.1666
211	1,1'-Biphenyl	154	5.291	5.291	(0.924)	1203246	5.00000	5.0351
68	1,2,3,5-Tetrachlorobenzene	216	5.071	5.071	(0.886)	401192	5.00000	4.9968
70	2-Chloronaphthalene	162	5.317	5.317	(0.929)	880644	5.00000	5.0093
73	2-Nitroaniline	65	5.376	5.376	(0.939)	443503	5.00000	5.1967
74	1,2,3,4-Tetrachlorobenzene	216	5.291	5.291	(0.924)	376046	5.00000	5.0009
76	Dimethylphthalate	163	5.489	5.489	(0.959)	1033715	5.00000	5.1247
78	2,6-Dinitrotoluene	165	5.542	5.542	(0.968)	251207	5.00000	5.3265
79	Acenaphthylene	152	5.622	5.622	(0.982)	1510587	5.00000	5.0802
80	1,2-Dinitrobenzene	168	5.590	5.590	(0.977)	116594	5.00000	5.0520
81	3-Nitroaniline	138	5.670	5.670	(0.991)	257563	5.00000	5.0938
82	Acenaphthene	153	5.745	5.745	(1.004)	931950	5.00000	4.9388
83	2,4-Dinitrophenol	184	5.745	5.745	(1.004)	369197	10.0000	9.6727
85	4-Nitrophenol	109	5.767	5.767	(1.007)	212128	5.00000	5.1919
86	Dibenzofuran	168	5.874	5.874	(1.026)	1252763	5.00000	4.9182
87	2,4-Dinitrotoluene	165	5.836	5.836	(1.020)	316642	5.00000	5.3183
91	2,3,5,6-Tetrachlorophenol	232	5.916	5.916	(1.034)	232318	5.00000	5.2305
93	Diethylphthalate	149	5.997	5.997	(1.048)	1072135	5.00000	5.1146
94	Fluorene	166	6.120	6.120	(1.069)	1051355	5.00000	4.9894
95	4-Chlorophenyl-phenylether	204	6.104	6.104	(1.066)	485115	5.00000	5.0421
96	4-Nitroaniline	138	6.120	6.120	(1.069)	275842	5.00000	4.9548
98	4,6-Dinitro-2-methylphenol	198	6.136	6.136	(0.901)	208662	5.00000	4.9334
99	N-Nitrosodiphenylamine	169	6.184	6.184	(0.908)	769369	5.00000	5.0966
100	1,2-Diphenylhydrazine	77	6.216	6.216	(0.913)	1787735	5.00000	5.0975
106	4-Bromophenyl-phenylether	248	6.462	6.462	(0.949)	244979	5.00000	5.0679
107	Hexachlorobenzene	284	6.521	6.521	(0.958)	222294	5.00000	4.7889
212	Atrazine	200	6.553	6.553	(0.962)	228889	5.00000	5.3074
111	Pentachlorophenol	266	6.660	6.660	(0.978)	349425	10.0000	10.030
115	Phenanthrene	178	6.826	6.826	(1.002)	1523380	5.00000	4.8513
116	Anthracene	178	6.863	6.863	(1.008)	1549961	5.00000	5.0856
119	Carbazole	167	6.970	6.970	(1.024)	1426995	5.00000	5.0797
120	Di-n-Butylphthalate	149	7.173	7.173	(1.053)	1850596	5.00000	5.2114
123	Fluoranthene	202	7.698	7.698	(1.130)	1570400	5.00000	5.0374
124	Benzidine	184	7.767	7.767	(0.885)	930955	5.00000	4.8079
125	Pyrene	202	7.869	7.869	(0.897)	1652731	5.00000	4.8544
131	Butylbenzylphthalate	149	8.281	8.281	(0.944)	789211	5.00000	4.9881
133	3,3'-Dimethoxybenzidine	244	8.671	8.671	(0.988)	245057	5.00000	4.7326
135	3,3'-Dichlorobenzidine	252	8.714	8.714	(0.993)	532978	5.00000	5.1743
136	Benzo(a)Anthracene	228	8.762	8.762	(0.999)	1515465	5.00000	4.6720

137 Chrysene	228	8.794	8.794 (1.002)	1448508	5.00000	4.7287
138 4,4'-Methylene bis(o-chloroan	231	8.708	8.708 (0.993)	276936	5.00000	5.1317

	Compounds	QUANT SIG MASS	RT	EXP RT	REL RT	RESPONSE	AMOUNTS CAL-AMT (NG)	ON-COL (NG)
139	bis(2-ethylhexyl)Phthalate	149	8.687	8.687	(0.990)	1138305	5.00000	5.1413
140	Di-n-octylphthalate	149	9.249	9.249	(0.902)	1862337	5.00000	4.9056
141	Benzo(b)fluoranthene	252	9.789	9.789	(0.955)	1438656	5.00000	5.0930
142	Benzo(k)fluoranthene	252	9.821	9.821	(0.958)	1402222	5.00000	5.0129(H)
146	Benzo(a)pyrene	252	10.185	10.185	(0.994)	1301843	5.00000	5.1377
149	Indeno(1,2,3-cd)pyrene	276	11.870	11.870	(1.158)	1373489	5.00000	5.3030
150	Dibenz(a,h)anthracene	278	11.886	11.886	(1.160)	1194121	5.00000	5.3461
151	Benzo(g,h,i)perylene	276	12.367	12.367	(1.207)	1114549	5.00000	5.1426
198	1,4-Dioxane	88	1.766	1.766	(0.496)	235872	5.00000	5.0303
$ 154	Nitrobenzene-d5	82	3.937	3.937	(0.884)	838035	5.00000	4.9110
$ 155	2-Fluorobiphenyl	172	5.216	5.216	(0.911)	1022495	5.00000	4.9573
$ 156	Terphenyl-d14	244	7.944	7.944	(0.906)	941965	5.00000	4.7451
$ 157	Phenol-d5	99	3.264	3.264	(0.917)	812064	5.00000	5.1130
$ 158	2-Fluorophenol	112	2.691	2.691	(0.756)	527983	5.00000	5.0963
$ 159	2,4,6-Tribromophenol	330	6.296	6.296	(1.100)	93778	5.00000	5.2678
$ 186	2-Chlorophenol-d4	132	3.408	3.408	(0.958)	452946	5.00000	5.1350
$ 187	1,2-Dichlorobenzene-d4	152	3.670	3.670	(1.032)	306468	5.00000	5.0678
M 195	Cresols, total	100				1226168	5.00000	
101	Diphenylamine	169	6.184	6.184	(0.908)	769369	5.00000	5.0966

QC Flag Legend

H - Operator selected an alternate compound hit.

TestAmerica North Canton

INTERNAL STANDARD COMPOUNDS
AREA AND RT SUMMARY

Instrument ID: a4hp7.i
Lab File ID: 7SMH0401.D
Lab Smp Id: l6
Analysis Type: SV
Quant Type: ISTD
Operator: 001710
Method File: \\cansvr11\dd\chem\MSS\a4hp7.i\90401a.b\8270C-625.m
Misc Info:

Calibration Date: 01-APR-2009
Calibration Time: 17:51
Level:
Sample Type:

COMPOUND	STANDARD	AREA LIMIT LOWER	AREA LIMIT UPPER	SAMPLE	%DIFF
1 1,4-Dichlorobenze	152842	76421	305684	152842	0.00
2 Naphthalene-d8	644203	322102	1288406	644203	0.00
3 Acenaphthene-d10	339654	169827	679308	339654	0.00
4 Phenanthrene-d10	556434	278217	1112868	556434	0.00
5 Chrysene-d12	484138	242069	968276	484138	0.00
6 Perylene-d12	433270	216635	866540	433270	0.00

COMPOUND	STANDARD	RT LIMIT LOWER	RT LIMIT UPPER	SAMPLE	%DIFF
1 1,4-Dichlorobenze	3.56	3.06	4.06	3.56	0.00
2 Naphthalene-d8	4.46	3.96	4.96	4.46	0.00
3 Acenaphthene-d10	5.72	5.22	6.22	5.72	0.00
4 Phenanthrene-d10	6.81	6.31	7.31	6.81	0.00
5 Chrysene-d12	8.77	8.27	9.27	8.77	0.00
6 Perylene-d12	10.25	9.75	10.75	10.25	0.00

AREA UPPER LIMIT = +100% of internal standard area.
AREA LOWER LIMIT = - 50% of internal standard area.
RT UPPER LIMIT = + 0.50 minutes of internal standard RT.
RT LOWER LIMIT = - 0.50 minutes of internal standard RT.

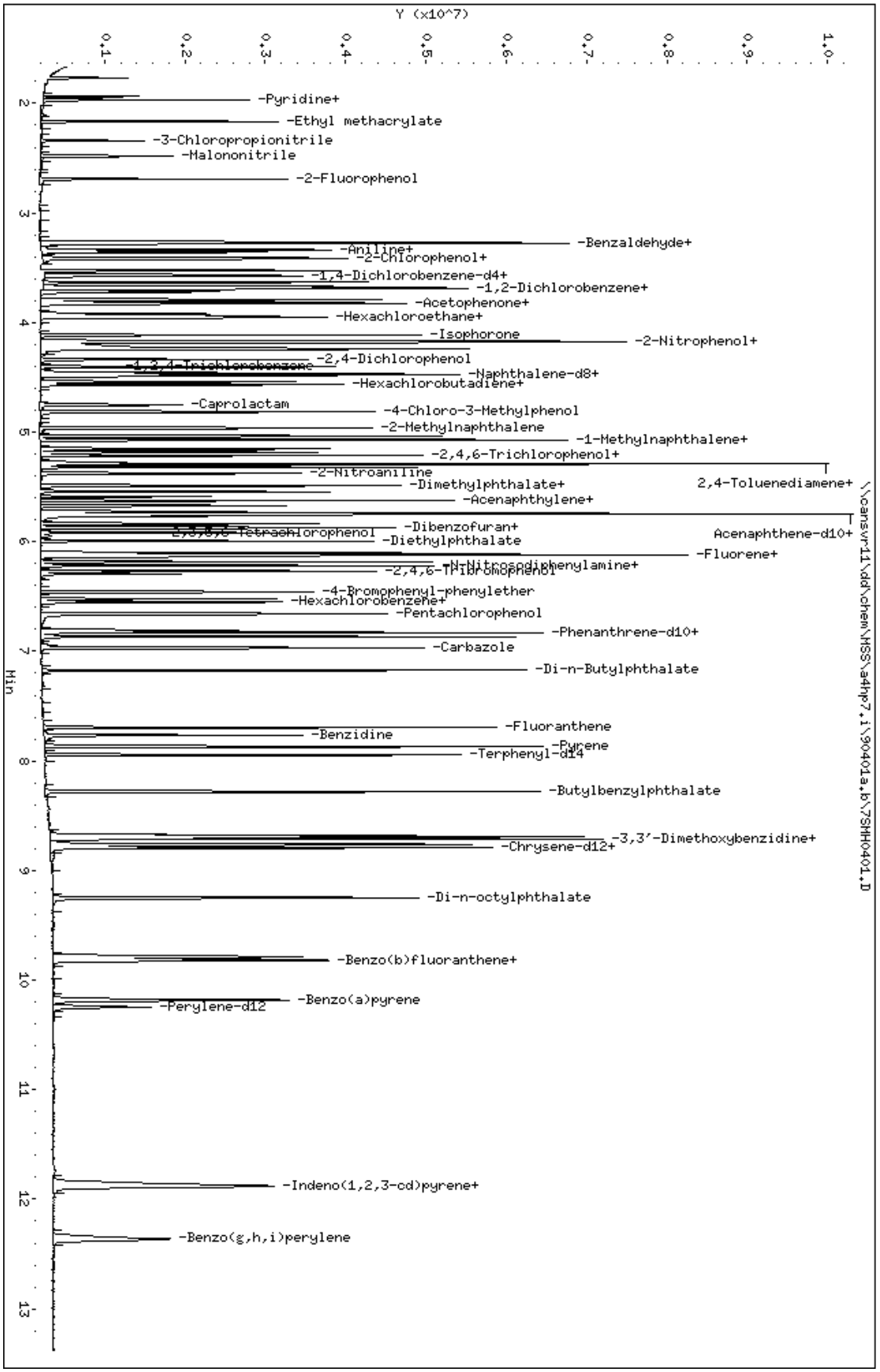

Data File: \\cansvr11\dd\chem\MSS\a4hp7.i\90401a.b\7SHH0401.D
Date : 01-APR-2009 17:51
Client ID:
Sample Info: 16,90401a,b,8270C-625,1-827042d,sub,1,,6
Column phase: db5.625

Instrument: a4hp7.i
Operator: 001710
Column diameter: 0.32

TestAmerica North Canton

Semivolatile REPORT SW-846 Method 8270

Data file : \\cansvr11\dd\chem\MSS\a4hp7.i\90401a.b\7SML0401.D
Lab Smp Id: l3
Inj Date : 01-APR-2009 15:51
Operator : 001710   Inst ID: a4hp7.i
Smp Info : l3,90401a.b,8270C-625,1-827042d.sub,1,,3
Misc Info :
Comment   :
Method   : \\cansvr11\dd\chem\MSS\a4hp7.i\90401a.b\8270C-625.m
Meth Date : 02-Apr-2009 06:59 a4hp7.i Quant Type: ISTD
Cal Date : 01-APR-2009 15:31   Cal File: 7SM0401.D
Als bottle: 4   Calibration Sample, Level: 3
Dil Factor: 1.00000
Integrator: HP RTE   Compound Sublist: 1-827042d.sub
Target Version: 4.14
Processing Host: CANPMSSV01

		QUANT SIG					AMOUNTS	
	Compounds	MASS	RT	EXP RT	REL RT	RESPONSE	CAL-AMT (NG)	ON-COL (NG)
* 1	1,4-Dichlorobenzene-d4	152	3.558	3.558	(1.000)	168420	2.00000	
* 2	Naphthalene-d8	136	4.451	4.451	(1.000)	681121	2.00000	
* 3	Acenaphthene-d10	164	5.719	5.719	(1.000)	366177	2.00000	
* 4	Phenanthrene-d10	188	6.804	6.804	(1.000)	585178	2.00000	
* 5	Chrysene-d12	240	8.762	8.762	(1.000)	496697	2.00000	
* 6	Perylene-d12	264	10.238	10.238	(1.000)	465904	2.00000	
9	Pyridine	79	1.974	1.974	(0.555)	74172	0.50000	0.47875
10	N-Nitrosodimethylamine	74	1.942	1.942	(0.546)	41761	0.50000	0.50001
11	Ethyl methacrylate	69	2.167	2.167	(0.609)	66281	0.50000	0.47956
12	3-Chloropropionitrile	54	2.338	2.338	(0.657)	28353	0.50000	0.48607
13	Malononitrile	66	2.477	2.477	(0.696)	80963	0.50000	0.48998
209	Benzaldehyde	77	3.269	3.269	(0.919)	52867	0.50000	0.54003
21	Aniline	93	3.333	3.333	(0.937)	108947	0.50000	0.46987
22	Phenol	94	3.269	3.269	(0.919)	94469	0.50000	0.47891
23	bis(2-Chloroethyl)ether	93	3.354	3.354	(0.943)	74265	0.50000	0.48059
24	2-Chlorophenol	128	3.419	3.419	(0.961)	55926	0.50000	0.50175
26	1,3-Dichlorobenzene	146	3.526	3.526	(0.991)	52928	0.50000	0.47924
27	1,4-Dichlorobenzene	146	3.574	3.574	(1.004)	49419	0.50000	0.48720
28	1,2-Dichlorobenzene	146	3.681	3.681	(1.035)	51048	0.50000	0.48176
29	Benzyl Alcohol	108	3.627	3.627	(1.020)	39383	0.50000	0.47109
30	2-Methylphenol	108	3.686	3.686	(1.036)	59810	0.50000	0.47604
31	bis(2-Chloroisopropyl)ether	45	3.718	3.718	(1.045)	51981	0.50000	0.49200
37	Acetophenone	105	3.820	3.820	(1.074)	95171	0.50000	0.48694
32	N-Nitroso-di-n-propylamine	70	3.809	3.809	(1.071)	60986	0.50000	0.48131
192	4-Methylphenol	108	3.788	3.788	(1.065)	63128	0.50000	0.46787
34	Hexachloroethane	117	3.916	3.916	(1.101)	24226	0.50000	0.49052
35	Nitrobenzene	77	3.948	3.948	(0.887)	89480	0.50000	0.48836
41	Isophorone	82	4.109	4.109	(0.923)	155618	0.50000	0.47974
42	2-Nitrophenol	139	4.173	4.173	(0.938)	28308	0.50000	0.47290
43	2,4-Dimethylphenol	107	4.167	4.167	(0.936)	77100	0.50000	0.50724
44	bis(2-Chloroethoxy)methane	93	4.237	4.237	(0.952)	84274	0.50000	0.48937

46 2,4-Toluenediamene	121	5.269	5.269 (1.184)	25229	0.50000	0.62209
47 1,3,5-Trichlorobenzene	180	4.178	4.178 (0.939)	55006	0.50000	0.51419

	Compounds	QUANT SIG MASS	RT	EXP RT	REL RT	RESPONSE	AMOUNTS CAL-AMT (NG)	AMOUNTS ON-COL (NG)
48	2,4-Dichlorophenol	162	4.333	4.333	(0.974)	42331	0.50000	0.51396
49	Benzoic Acid	122	4.183	4.183	(0.940)	41039	1.00000	1.1201
50	1,2,4-Trichlorobenzene	180	4.403	4.403	(0.989)	46506	0.50000	0.49855
51	Naphthalene	128	4.467	4.467	(1.004)	162296	0.50000	0.48885
52	4-Chloroaniline	127	4.483	4.483	(1.007)	71065	0.50000	0.50486
56	Hexachlorobutadiene	225	4.542	4.542	(1.020)	25748	0.50000	0.51873
210	Caprolactam	113	4.718	4.718	(1.060)	16258	0.50000	0.56311
57	1,2,3-Trichlorobenzene	180	4.563	4.563	(1.025)	41378	0.50000	0.48646
59	4-Chloro-3-Methylphenol	107	4.804	4.804	(1.079)	59527	0.50000	0.46191
62	2-Methylnaphthalene	142	4.959	4.959	(1.114)	87627	0.50000	0.48854
63	1-Methylnaphthalene	142	5.034	5.034	(1.131)	99019	0.50000	0.48610
64	Hexachlorocyclopentadiene	237	5.066	5.066	(0.886)	26746	0.50000	0.47015
66	2,4,6-Trichlorophenol	196	5.152	5.152	(0.901)	29157	0.50000	0.48052
67	2,4,5-Trichlorophenol	196	5.178	5.178	(0.906)	28185	0.50000	0.43938
211	1,1'-Biphenyl	154	5.291	5.291	(0.925)	123409	0.50000	0.47901
68	1,2,3,5-Tetrachlorobenzene	216	5.066	5.066	(0.886)	42697	0.50000	0.49327
70	2-Chloronaphthalene	162	5.317	5.317	(0.930)	92531	0.50000	0.48821
73	2-Nitroaniline	65	5.371	5.371	(0.939)	42587	0.50000	0.46286
74	1,2,3,4-Tetrachlorobenzene	216	5.285	5.285	(0.924)	40305	0.50000	0.49718
76	Dimethylphthalate	163	5.483	5.483	(0.959)	103652	0.50000	0.47664
78	2,6-Dinitrotoluene	165	5.537	5.537	(0.968)	22530	0.50000	0.44311
79	Acenaphthylene	152	5.622	5.622	(0.983)	154120	0.50000	0.48078
80	1,2-Dinitrobenzene	168	5.579	5.579	(0.976)	11417	0.50000	0.45887
81	3-Nitroaniline	138	5.665	5.665	(0.991)	24217	0.50000	0.44424
82	Acenaphthene	153	5.745	5.745	(1.005)	96498	0.50000	0.47434
83	2,4-Dinitrophenol	184	5.740	5.740	(1.004)	27158	1.00000	1.2368(Q)
85	4-Nitrophenol	109	5.761	5.761	(1.007)	18710	0.50000	0.42476(Q)
86	Dibenzofuran	168	5.868	5.868	(1.026)	134729	0.50000	0.49062
87	2,4-Dinitrotoluene	165	5.831	5.831	(1.020)	28985	0.50000	0.45157
91	2,3,5,6-Tetrachlorophenol	232	5.916	5.916	(1.035)	20868	0.50000	0.43580
93	Diethylphthalate	149	5.986	5.986	(1.047)	109419	0.50000	0.48417
94	Fluorene	166	6.120	6.120	(1.070)	112846	0.50000	0.49674
95	4-Chlorophenyl-phenylether	204	6.098	6.098	(1.066)	50887	0.50000	0.49059
96	4-Nitroaniline	138	6.109	6.109	(1.068)	25922	0.50000	0.54963
98	4,6-Dinitro-2-methylphenol	198	6.130	6.130	(0.901)	15131	0.50000	0.63078
99	N-Nitrosodiphenylamine	169	6.179	6.179	(0.908)	78218	0.50000	0.49270
100	1,2-Diphenylhydrazine	77	6.216	6.216	(0.914)	183773	0.50000	0.49826
106	4-Bromophenyl-phenylether	248	6.457	6.457	(0.949)	24295	0.50000	0.47790
107	Hexachlorobenzene	284	6.521	6.521	(0.958)	24535	0.50000	0.50260
212	Atrazine	200	6.542	6.542	(0.961)	23095	0.50000	0.50921
111	Pentachlorophenol	266	6.655	6.655	(0.978)	30094	1.00000	1.0014
115	Phenanthrene	178	6.820	6.820	(1.002)	162402	0.50000	0.49177
116	Anthracene	178	6.858	6.858	(1.008)	156555	0.50000	0.48844
119	Carbazole	167	6.965	6.965	(1.024)	142663	0.50000	0.48290
120	Di-n-Butylphthalate	149	7.173	7.173	(1.054)	180170	0.50000	0.48245
123	Fluoranthene	202	7.692	7.692	(1.130)	155753	0.50000	0.47508
124	Benzidine	184	7.762	7.762	(0.886)	63352	0.50000	0.67991
125	Pyrene	202	7.863	7.863	(0.897)	166423	0.50000	0.47646
131	Butylbenzylphthalate	149	8.275	8.275	(0.944)	74361	0.50000	0.45810
133	3,3'-Dimethoxybenzidine	244	8.666	8.666	(0.989)	19483	0.50000	0.56191(M)
135	3,3'-Dichlorobenzidine	252	8.703	8.703	(0.993)	48031	0.50000	0.45451
136	Benzo(a)Anthracene	228	8.757	8.757	(0.999)	159817	0.50000	0.48024

137 Chrysene	228	8.783	8.783 (1.002)	159794	0.50000	0.50846
138 4,4'-Methylene bis(o-chloroan	231	8.703	8.703 (0.993)	25670	0.50000	0.46364

	Compounds	QUANT SIG MASS	RT	EXP RT	REL RT	RESPONSE	AMOUNTS CAL-AMT (NG)	AMOUNTS ON-COL (NG)
139	bis(2-ethylhexyl)Phthalate	149	8.687	8.687	(0.991)	101149	0.50000	0.44530
140	Di-n-octylphthalate	149	9.243	9.243	(0.903)	147973	0.50000	0.54897
141	Benzo(b)fluoranthene	252	9.778	9.778	(0.955)	132158	0.50000	0.43508
142	Benzo(k)fluoranthene	252	9.805	9.805	(0.958)	149691	0.50000	0.49765
146	Benzo(a)pyrene	252	10.169	10.169	(0.993)	126645	0.50000	0.46480
149	Indeno(1,2,3-cd)pyrene	276	11.843	11.843	(1.157)	127189	0.50000	0.45668
150	Dibenz(a,h)anthracene	278	11.859	11.859	(1.158)	111528	0.50000	0.46434
151	Benzo(g,h,i)perylene	276	12.335	12.335	(1.205)	110313	0.50000	0.47334
198	1,4-Dioxane	88	1.777	1.777	(0.499)	26242	0.50000	0.50788
$ 154	Nitrobenzene-d5	82	3.932	3.932	(0.883)	93604	0.50000	0.51880
$ 155	2-Fluorobiphenyl	172	5.210	5.210	(0.911)	109466	0.50000	0.49227
$ 156	Terphenyl-d14	244	7.944	7.944	(0.907)	98631	0.50000	0.48429
$ 157	Phenol-d5	99	3.264	3.264	(0.917)	84546	0.50000	0.48308
$ 158	2-Fluorophenol	112	2.691	2.691	(0.756)	51741	0.50000	0.45323
$ 159	2,4,6-Tribromophenol	330	6.291	6.291	(1.100)	9066	0.50000	0.47238
$ 186	2-Chlorophenol-d4	132	3.403	3.403	(0.956)	48388	0.50000	0.49784
$ 187	1,2-Dichlorobenzene-d4	152	3.670	3.670	(1.032)	32993	0.50000	0.49511
M 195	Cresols, total	100				122938	0.50000	
101	Diphenylamine	169	6.179	6.179	(0.908)	78218	0.50000	0.49270

QC Flag Legend

Q - Qualifier signal failed the ratio test.
M - Compound response manually integrated.

TestAmerica North Canton

INTERNAL STANDARD COMPOUNDS
AREA AND RT SUMMARY

Instrument ID: a4hp7.i
Lab File ID: 7SML0401.D
Lab Smp Id: l3
Analysis Type: SV
Quant Type: ISTD
Operator: 001710
Method File: \\cansvr11\dd\chem\MSS\a4hp7.i\90401a.b\8270C-625.m
Misc Info:

Calibration Date: 01-APR-2009
Calibration Time: 18:11
Level:
Sample Type:

COMPOUND	STANDARD	AREA LIMIT LOWER	AREA LIMIT UPPER	SAMPLE	%DIFF
1 1,4-Dichlorobenze	197819	98910	395638	168420	-14.86
2 Naphthalene-d8	837409	418705	1674818	681121	-18.66
3 Acenaphthene-d10	439589	219795	879178	366177	-16.70
4 Phenanthrene-d10	708614	354307	1417228	585178	-17.42
5 Chrysene-d12	611098	305549	1222196	496697	-18.72
6 Perylene-d12	569788	284894	1139576	465904	-18.23

COMPOUND	STANDARD	RT LIMIT LOWER	RT LIMIT UPPER	SAMPLE	%DIFF
1 1,4-Dichlorobenze	3.56	3.06	4.06	3.56	-0.15
2 Naphthalene-d8	4.46	3.96	4.96	4.45	-0.12
3 Acenaphthene-d10	5.72	5.22	6.22	5.72	-0.10
4 Phenanthrene-d10	6.81	6.31	7.31	6.80	-0.08
5 Chrysene-d12	8.77	8.27	9.27	8.76	-0.06
6 Perylene-d12	10.24	9.74	10.74	10.24	-0.05

AREA UPPER LIMIT = +100% of internal standard area.
AREA LOWER LIMIT = - 50% of internal standard area.
RT UPPER LIMIT = + 0.50 minutes of internal standard RT.
RT LOWER LIMIT = - 0.50 minutes of internal standard RT.

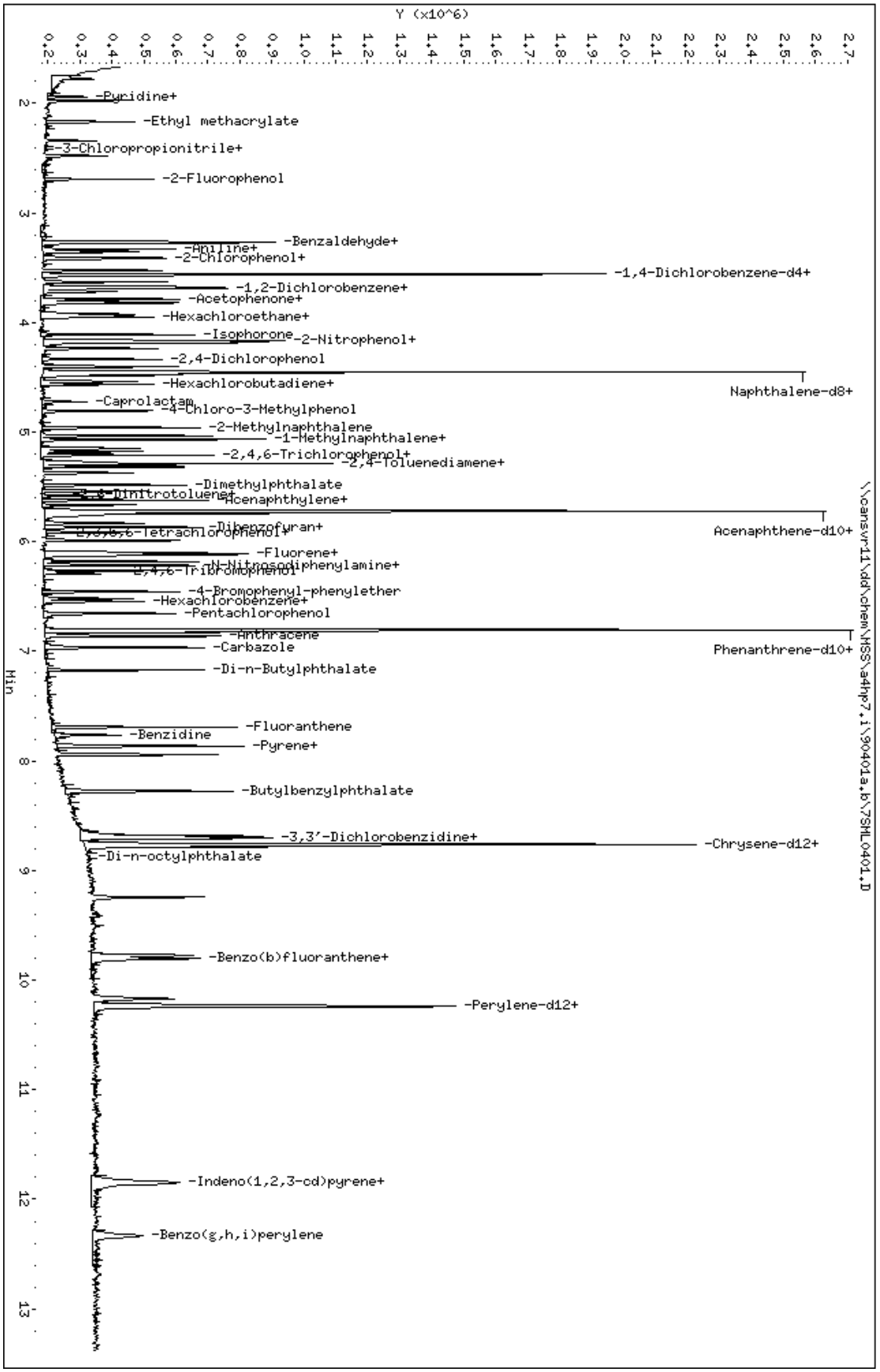

Data File: \\cansvr11\dd\chem\MSS\a4hp7.i\90401a.b\7SNL0401.D
Date : 01-APR-2009 15:51
Client ID:
Sample Info: 13,90401a,b,8270C-625,1-827042d,sub,1,,3
Column phase: db5.625

Instrument: a4hp7.i
Operator: 001710
Column diameter: 0.32

Data File Name: 7SML0401.D
Inj. Date and Time: 01-APR-2009 15:51
Instrument ID: a4hp7.i
Client ID:
Compound Name: 3,3'-Dimethoxybenzidine
CAS #: 119-90-4
Report Date: 04/02/2009

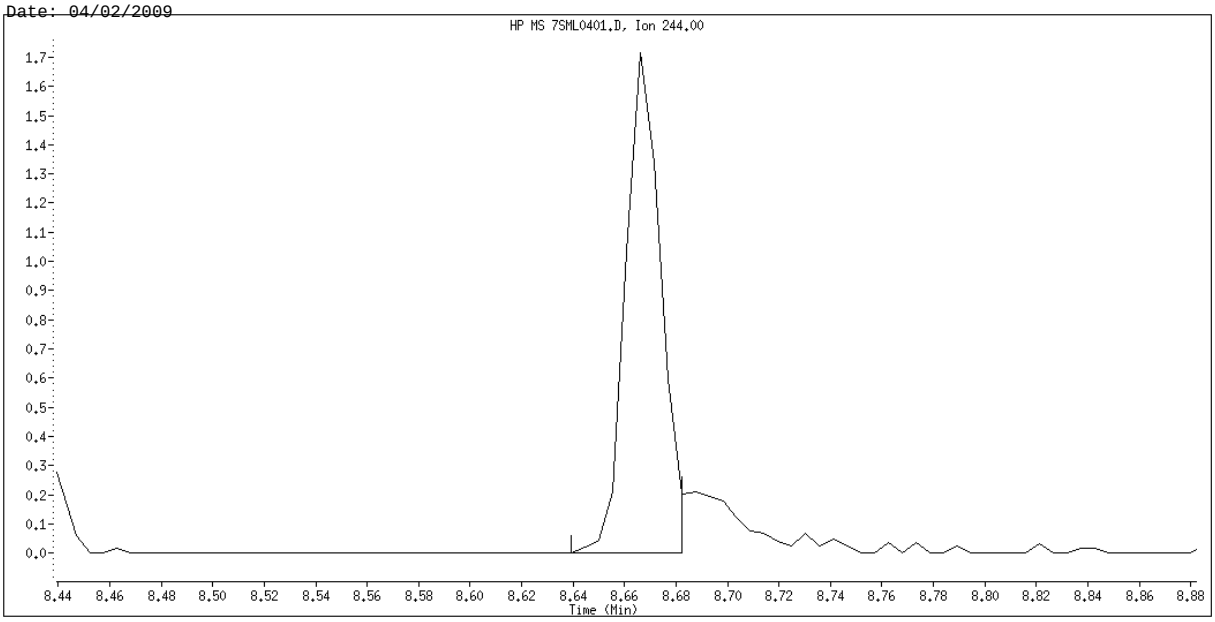

Original Integration

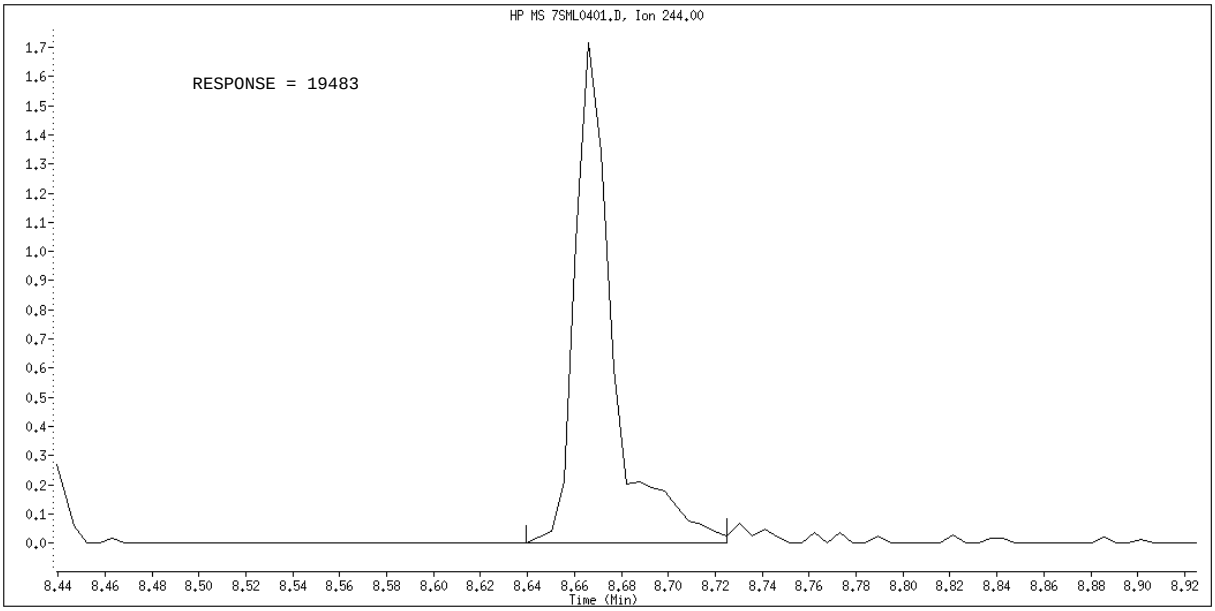

Manual Integration

Manually Integrated By: gruberj
Manual Integration Reason: Poor Chromatography

TestAmerica North Canton

Semivolatile REPORT SW-846 Method 8270

Data file : \\cansvr11\dd\chem\MSS\a4hp7.i\90401a.b\7SMM0401.D
Lab Smp Id: l5
Inj Date : 01-APR-2009 15:12
Operator : 001710 Inst ID: a4hp7.i
Smp Info : l5,90401a.b,8270C-625,1-827042d.sub,1,,5
Misc Info :
Comment   :
Method   : \\cansvr11\dd\chem\MSS\a4hp7.i\90401a.b\8270C-625.m
Meth Date : 02-Apr-2009 06:59 a4hp7.i Quant Type: ISTD
Cal Date : 01-APR-2009 16:11 Cal File: 7SL0401.D
Als bottle: 2 Calibration Sample, Level: 5
Dil Factor: 1.00000
Integrator: HP RTE Compound Sublist: 1-827042d.sub
Target Version: 4.14
Processing Host: CANPMSSV01

	Compounds	QUANT SIG MASS	RT	EXP RT	REL RT	RESPONSE	AMOUNTS CAL-AMT (NG)	ON-COL (NG)
* 1	1,4-Dichlorobenzene-d4	152	3.558	3.558	(1.000)	111663	2.00000	
* 2	Naphthalene-d8	136	4.451	4.451	(1.000)	461518	2.00000	
* 3	Acenaphthene-d10	164	5.719	5.719	(1.000)	240100	2.00000	
* 4	Phenanthrene-d10	188	6.804	6.804	(1.000)	393101	2.00000	
* 5	Chrysene-d12	240	8.767	8.767	(1.000)	336076	2.00000	
* 6	Perylene-d12	264	10.244	10.244	(1.000)	310607	2.00000	
9	Pyridine	79	1.969	1.969	(0.554)	254944	2.50000	2.4820
10	N-Nitrosodimethylamine	74	1.937	1.937	(0.545)	131922	2.50000	2.3824
11	Ethyl methacrylate	69	2.167	2.167	(0.609)	222666	2.50000	2.4299
12	3-Chloropropionitrile	54	2.338	2.338	(0.657)	93036	2.50000	2.4056
13	Malononitrile	66	2.477	2.477	(0.696)	265092	2.50000	2.4197
209	Benzaldehyde	77	3.269	3.269	(0.919)	160443	2.50000	2.4720
21	Aniline	93	3.333	3.333	(0.937)	363206	2.50000	2.3627
22	Phenol	94	3.269	3.269	(0.919)	318274	2.50000	2.4336
23	bis(2-Chloroethyl)ether	93	3.354	3.354	(0.943)	234184	2.50000	2.2858
24	2-Chlorophenol	128	3.419	3.419	(0.961)	176735	2.50000	2.3916
26	1,3-Dichlorobenzene	146	3.526	3.526	(0.991)	181508	2.50000	2.4788
27	1,4-Dichlorobenzene	146	3.568	3.568	(1.003)	171369	2.50000	2.5482
28	1,2-Dichlorobenzene	146	3.681	3.681	(1.035)	167776	2.50000	2.3882
29	Benzyl Alcohol	108	3.633	3.633	(1.021)	134088	2.50000	2.4192
30	2-Methylphenol	108	3.686	3.686	(1.036)	204635	2.50000	2.4566
31	bis(2-Chloroisopropyl)ether	45	3.718	3.718	(1.045)	167165	2.50000	2.3864
37	Acetophenone	105	3.825	3.825	(1.075)	320621	2.50000	2.4743
32	N-Nitroso-di-n-propylamine	70	3.809	3.809	(1.071)	202135	2.50000	2.4061
192	4-Methylphenol	108	3.788	3.788	(1.065)	216796	2.50000	2.4235
34	Hexachloroethane	117	3.916	3.916	(1.101)	80140	2.50000	2.4474
35	Nitrobenzene	77	3.948	3.948	(0.887)	296244	2.50000	2.3861
41	Isophorone	82	4.109	4.109	(0.923)	537213	2.50000	2.4441
42	2-Nitrophenol	139	4.173	4.173	(0.938)	96825	2.50000	2.3872
43	2,4-Dimethylphenol	107	4.167	4.167	(0.936)	253796	2.50000	2.4642(Q)
44	bis(2-Chloroethoxy)methane	93	4.237	4.237	(0.952)	282513	2.50000	2.4211

46	2,4-Toluenediamene	121	5.269	5.269 (1.184)	62816	2.50000	2.2859
47	1,3,5-Trichlorobenzene	180	4.178	4.178 (0.939)	186606	2.50000	2.5744

	Compounds	QUANT SIG MASS	RT	EXP RT	REL RT	RESPONSE	AMOUNTS CAL-AMT (NG)	AMOUNTS ON-COL (NG)
48	2,4-Dichlorophenol	162	4.333	4.333	(0.974)	136668	2.50000	2.4489
49	Benzoic Acid	122	4.210	4.210	(0.946)	227472	5.00000	5.0112(QM)
50	1,2,4-Trichlorobenzene	180	4.403	4.403	(0.989)	157043	2.50000	2.4846
51	Naphthalene	128	4.467	4.467	(1.004)	535894	2.50000	2.3822
52	4-Chloroaniline	127	4.483	4.483	(1.007)	222437	2.50000	2.3321
56	Hexachlorobutadiene	225	4.542	4.542	(1.020)	79290	2.50000	2.3575
210	Caprolactam	113	4.729	4.729	(1.062)	65140	2.50000	2.3051
57	1,2,3-Trichlorobenzene	180	4.569	4.569	(1.026)	140604	2.50000	2.4396
59	4-Chloro-3-Methylphenol	107	4.809	4.809	(1.081)	216010	2.50000	2.4737
62	2-Methylnaphthalene	142	4.959	4.959	(1.114)	289119	2.50000	2.3789
63	1-Methylnaphthalene	142	5.034	5.034	(1.131)	331302	2.50000	2.4003
64	Hexachlorocyclopentadiene	237	5.066	5.066	(0.886)	89749	2.50000	2.4060
66	2,4,6-Trichlorophenol	196	5.152	5.152	(0.901)	100722	2.50000	2.5316
67	2,4,5-Trichlorophenol	196	5.178	5.178	(0.906)	110025	2.50000	2.6159
211	1,1'-Biphenyl	154	5.291	5.291	(0.925)	411451	2.50000	2.4356
68	1,2,3,5-Tetrachlorobenzene	216	5.066	5.066	(0.886)	142499	2.50000	2.5107
70	2-Chloronaphthalene	162	5.317	5.317	(0.930)	296900	2.50000	2.3891
73	2-Nitroaniline	65	5.371	5.371	(0.939)	150310	2.50000	2.4915
74	1,2,3,4-Tetrachlorobenzene	216	5.285	5.285	(0.924)	133277	2.50000	2.5073
76	Dimethylphthalate	163	5.483	5.483	(0.959)	351064	2.50000	2.4621
78	2,6-Dinitrotoluene	165	5.537	5.537	(0.968)	83970	2.50000	2.5187
79	Acenaphthylene	152	5.622	5.622	(0.983)	507843	2.50000	2.4161
80	1,2-Dinitrobenzene	168	5.585	5.585	(0.977)	40147	2.50000	2.4609
81	3-Nitroaniline	138	5.665	5.665	(0.991)	90790	2.50000	2.5400
82	Acenaphthene	153	5.745	5.745	(1.005)	324030	2.50000	2.4292
83	2,4-Dinitrophenol	184	5.740	5.740	(1.004)	120153	5.00000	4.9278(Q)
85	4-Nitrophenol	109	5.761	5.761	(1.007)	75481	2.50000	2.6134
86	Dibenzofuran	168	5.868	5.868	(1.026)	438575	2.50000	2.4357
87	2,4-Dinitrotoluene	165	5.831	5.831	(1.020)	102227	2.50000	2.4289
91	2,3,5,6-Tetrachlorophenol	232	5.916	5.916	(1.035)	79288	2.50000	2.5253
93	Diethylphthalate	149	5.991	5.991	(1.048)	355755	2.50000	2.4008
94	Fluorene	166	6.120	6.120	(1.070)	362400	2.50000	2.4329
95	4-Chlorophenyl-phenylether	204	6.098	6.098	(1.066)	167817	2.50000	2.4674
96	4-Nitroaniline	138	6.109	6.109	(1.068)	96190	2.50000	2.5734(Q)
98	4,6-Dinitro-2-methylphenol	198	6.130	6.130	(0.901)	63059	2.50000	2.3253
99	N-Nitrosodiphenylamine	169	6.179	6.179	(0.908)	255462	2.50000	2.3954
100	1,2-Diphenylhydrazine	77	6.216	6.216	(0.914)	611523	2.50000	2.4682
106	4-Bromophenyl-phenylether	248	6.457	6.457	(0.949)	84732	2.50000	2.4812(Q)
107	Hexachlorobenzene	284	6.521	6.521	(0.958)	79015	2.50000	2.4095
212	Atrazine	200	6.548	6.548	(0.962)	77591	2.50000	2.5467
111	Pentachlorophenol	266	6.655	6.655	(0.978)	119009	5.00000	5.0632
115	Phenanthrene	178	6.826	6.826	(1.003)	522440	2.50000	2.3550
116	Anthracene	178	6.858	6.858	(1.008)	520572	2.50000	2.4177
119	Carbazole	167	6.965	6.965	(1.024)	473804	2.50000	2.3874
120	Di-n-Butylphthalate	149	7.168	7.168	(1.053)	601541	2.50000	2.3978
123	Fluoranthene	202	7.692	7.692	(1.130)	525784	2.50000	2.3874
124	Benzidine	184	7.762	7.762	(0.885)	274688	2.50000	2.2944
125	Pyrene	202	7.863	7.863	(0.897)	569196	2.50000	2.4084
131	Butylbenzylphthalate	149	8.281	8.281	(0.944)	257579	2.50000	2.3452
133	3,3'-Dimethoxybenzidine	244	8.671	8.671	(0.989)	84165	2.50000	2.5092
135	3,3'-Dichlorobenzidine	252	8.714	8.714	(0.994)	171800	2.50000	2.4027
136	Benzo(a)Anthracene	228	8.762	8.762	(0.999)	532248	2.50000	2.3638

137 Chrysene	228	8.789	8.789 (1.002)	502722	2.50000	2.3642
138 4,4'-Methylene bis(o-chloroan	231	8.708	8.708 (0.993)	91986	2.50000	2.4555

	Compounds	QUANT SIG MASS	RT	EXP RT	REL RT	RESPONSE	AMOUNTS CAL-AMT (NG)	AMOUNTS ON-COL (NG)
	139 bis(2-ethylhexyl)Phthalate	149	8.692	8.692	(0.991)	369537	2.50000	2.4044
	140 Di-n-octylphthalate	149	9.249	9.249	(0.903)	607379	2.50000	2.3890
	141 Benzo(b)fluoranthene	252	9.784	9.784	(0.955)	485462	2.50000	2.3973
	142 Benzo(k)fluoranthene	252	9.816	9.816	(0.958)	482793	2.50000	2.4076
	146 Benzo(a)pyrene	252	10.179	10.179	(0.994)	430114	2.50000	2.3678
	149 Indeno(1,2,3-cd)pyrene	276	11.853	11.853	(1.157)	452187	2.50000	2.4354
	150 Dibenz(a,h)anthracene	278	11.864	11.864	(1.158)	391375	2.50000	2.4442
	151 Benzo(g,h,i)perylene	276	12.346	12.346	(1.205)	374481	2.50000	2.4102
	198 1,4-Dioxane	88	1.766	1.766	(0.496)	82895	2.50000	2.4198
$	154 Nitrobenzene-d5	82	3.937	3.937	(0.885)	313041	2.50000	2.5606
$	155 2-Fluorobiphenyl	172	5.210	5.210	(0.911)	346747	2.50000	2.3781
$	156 Terphenyl-d14	244	7.944	7.944	(0.906)	332577	2.50000	2.4134
$	157 Phenol-d5	99	3.264	3.264	(0.917)	280203	2.50000	2.4148
$	158 2-Fluorophenol	112	2.691	2.691	(0.756)	183592	2.50000	2.4256
$	159 2,4,6-Tribromophenol	330	6.291	6.291	(1.100)	30944	2.50000	2.4590
$	186 2-Chlorophenol-d4	132	3.403	3.403	(0.956)	157020	2.50000	2.4366
$	187 1,2-Dichlorobenzene-d4	152	3.670	3.670	(1.032)	106341	2.50000	2.4070
M	195 Cresols, total	100				421431	2.50000	
	101 Diphenylamine	169	6.179	6.179	(0.908)	255462	2.50000	2.3954

QC Flag Legend

Q - Qualifier signal failed the ratio test.
M - Compound response manually integrated.

TestAmerica North Canton

INTERNAL STANDARD COMPOUNDS
AREA AND RT SUMMARY

Instrument ID: a4hp7.i
Lab File ID: 7SMM0401.D
Lab Smp Id: l5
Analysis Type: SV
Quant Type: ISTD
Operator: 001710
Method File: \\cansvr11\dd\chem\MSS\a4hp7.i\90401a.b\8270C-625.m
Misc Info:

Calibration Date: 01-APR-2009
Calibration Time: 18:11
Level:
Sample Type:

COMPOUND	STANDARD	AREA LIMIT LOWER	AREA LIMIT UPPER	SAMPLE	%DIFF
1 1,4-Dichlorobenze	197819	98910	395638	111663	-43.55
2 Naphthalene-d8	837409	418705	1674818	461518	-44.89
3 Acenaphthene-d10	439589	219795	879178	240100	-45.38
4 Phenanthrene-d10	708614	354307	1417228	393101	-44.53
5 Chrysene-d12	611098	305549	1222196	336076	-45.00
6 Perylene-d12	569788	284894	1139576	310607	-45.49

COMPOUND	STANDARD	RT LIMIT LOWER	RT LIMIT UPPER	SAMPLE	%DIFF
1 1,4-Dichlorobenze	3.56	3.06	4.06	3.56	-0.15
2 Naphthalene-d8	4.46	3.96	4.96	4.45	-0.12
3 Acenaphthene-d10	5.72	5.22	6.22	5.72	-0.09
4 Phenanthrene-d10	6.81	6.31	7.31	6.80	-0.08
5 Chrysene-d12	8.77	8.27	9.27	8.77	-0.00
6 Perylene-d12	10.24	9.74	10.74	10.24	-0.00

AREA UPPER LIMIT = +100% of internal standard area.
AREA LOWER LIMIT = - 50% of internal standard area.
RT UPPER LIMIT = + 0.50 minutes of internal standard RT.
RT LOWER LIMIT = - 0.50 minutes of internal standard RT.



Data File: \\cansvr11\dd\chem\MSS\a4hp7.i\90401a.b\7SHH0401.D
Date : 01-APR-2009 15:12
Client ID:
Sample Info: 15,90401a,b,8270C-625,1-827042d,sub,1,,5
Column phase: db5.625

Instrument: a4hp7.i
Operator: 001710
Column diameter: 0.32

\\cansvr11\dd\chem\MSS\a4hp7.i\90401a.b\7SHH0401.D

Data File Name: 7SMM0401.D
Inj. Date and Time: 01-APR-2009 15:12
Instrument ID: a4hp7.i
Client ID:
Compound Name: Benzoic Acid
CAS #: 65-85-0
Report Date: 04/02/2009

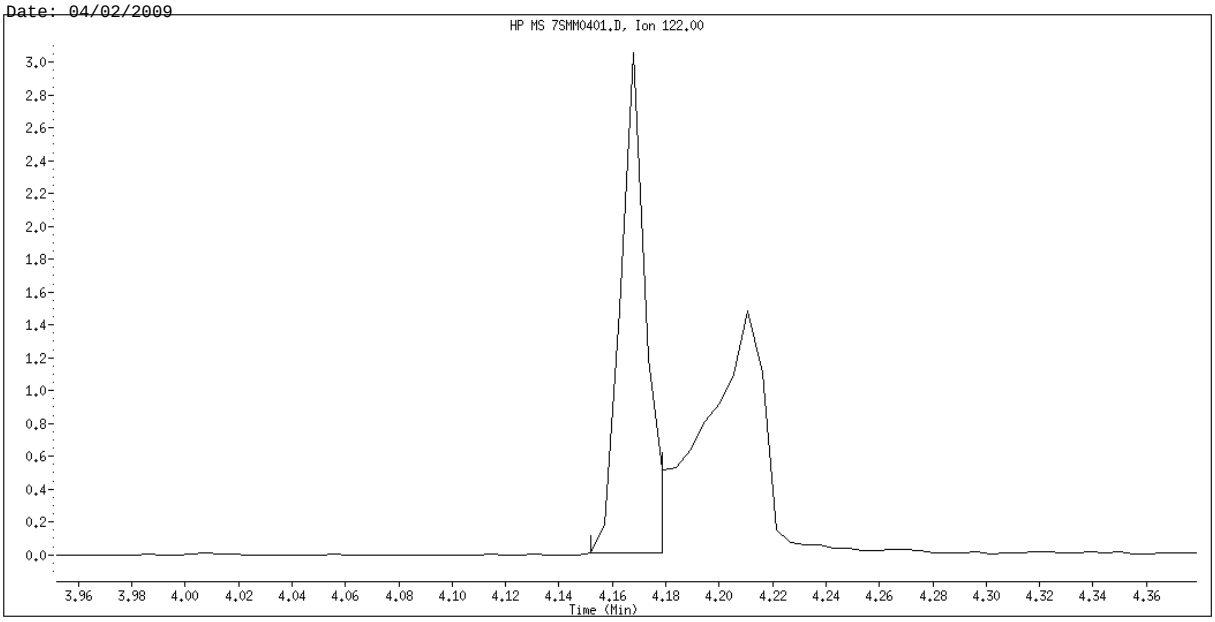

Original Integration

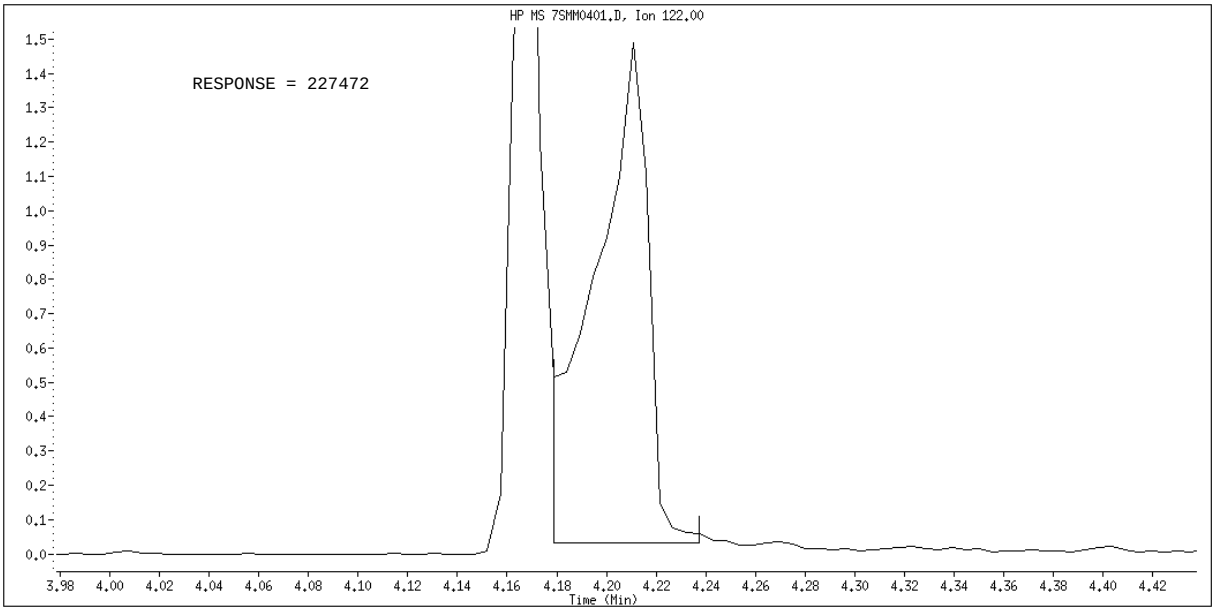

Manual Integration

Manually Integrated By: gruberj
Manual Integration Reason: Poor Chromatography

TestAmerica North Canton

CONTINUING CALIBRATION COMPOUNDS

Instrument ID: a4hp7.i Injection Date: 01-APR-2009 18:11
Lab File ID: ICVTCL.D Init. Cal. Date(s): 01-APR-2009 01-APR-2009
Analysis Type: Init. Cal. Times: 15:12 17:51
Lab Sample ID: icvtcl Quant Type: ISTD
Method: \\cansvr11\dd\chem\MSS\a4hp7.i\90401a.b\8270C-625.m

COMPOUND	RRF / AMOUNT	RF5	CCAL RRF5	MIN RRF	%D / %DRIFT	MAX %D / %DRIFT	CURVE TYPE
9 Pyridine	1.83977	1.88103	1.88103	0.010	-2.24272	50.00000	Averaged
10 N-Nitrosodimethylamine	0.99182	0.98695	0.98695	0.010	0.49094	50.00000	Averaged
11 Ethyl methacrylate	1.64129	1.67991	1.67991	0.010	-2.35336	50.00000	Averaged
12 3-Chloropropionitrile	0.69269	0.69205	0.69205	0.010	0.09286	50.00000	Averaged
13 Malononitrile	1.96222	1.99477	1.99477	0.010	-1.65891	50.00000	Averaged
209 Benzaldehyde	1.16252	1.15228	1.15228	0.010	0.88052	50.00000	Averaged
21 Aniline	2.75342	2.83445	2.83445	0.010	-2.94307	50.00000	Averaged
22 Phenol	2.34246	2.37258	2.37258	0.010	-1.28585	20.00000	Averaged
23 bis(2-Chloroethyl)ether	1.83505	1.79048	1.79048	0.010	2.42889	50.00000	Averaged
24 2-Chlorophenol	1.32362	1.33796	1.33796	0.010	-1.08339	50.00000	Averaged
26 1,3-Dichlorobenzene	1.31150	1.34130	1.34130	0.010	-2.27210	50.00000	Averaged
27 1,4-Dichlorobenzene	1.20454	1.19058	1.19058	0.010	1.15886	20.00000	Averaged
28 1,2-Dichlorobenzene	1.25831	1.27354	1.27354	0.010	-1.21053	50.00000	Averaged
29 Benzyl Alcohol	0.99276	1.02228	1.02228	0.010	-2.97429	50.00000	Averaged
30 2-Methylphenol	1.49199	1.51304	1.51304	0.010	-1.41127	50.00000	Averaged
31 bis(2-Chloroisopropyl)ether	1.25462	1.30507	1.30507	0.010	-4.02150	50.00000	Averaged
37 Acetophenone	2.32095	2.34882	2.34882	0.010	-1.20058	50.00000	Averaged
32 N-Nitroso-di-n-propylamine	1.50467	1.53063	1.53063	0.050	-1.72510	50.00000	Averaged
192 4-Methylphenol	1.60225	1.64791	1.64791	0.010	-2.85005	50.00000	Averaged
34 Hexachloroethane	0.58650	0.59609	0.59609	0.010	-1.63543	50.00000	Averaged
35 Nitrobenzene	0.53802	0.51393	0.51393	0.010	4.47647	50.00000	Averaged
41 Isophorone	0.95250	0.95975	0.95975	0.010	-0.76103	50.00000	Averaged
42 2-Nitrophenol	0.17577	0.17908	0.17908	0.010	-1.88433	20.00000	Averaged
43 2,4-Dimethylphenol	0.44632	0.43199	0.43199	0.010	3.21092	50.00000	Averaged
44 bis(2-Chloroethoxy)methane	0.50566	0.49840	0.49840	0.010	1.43630	50.00000	Averaged
46 2,4-Toluenediamene	0.11908	0.11040	0.11040	0.010	7.29146	50.00000	Averaged
47 1,3,5-Trichlorobenzene	0.31411	0.33062	0.33062	0.010	-5.25502	50.00000	Averaged
48 2,4-Dichlorophenol	0.24185	0.24371	0.24371	0.010	-0.77093	20.00000	Averaged
49 Benzoic Acid	10.00000	9.68322	0.20951	0.010	3.16778	0.000e+000	Quadratic
50 1,2,4-Trichlorobenzene	0.27391	0.26797	0.26797	0.010	2.16812	50.00000	Averaged
51 Naphthalene	0.97484	0.94290	0.94290	0.010	3.27709	50.00000	Averaged
52 4-Chloroaniline	0.41333	0.39624	0.39624	0.010	4.13472	50.00000	Averaged
56 Hexachlorobutadiene	0.14575	0.13782	0.13782	0.010	5.43751	20.00000	Averaged
210 Caprolactam	5.00000	4.85560	0.12643	0.010	2.88809	0.000e+000	Quadratic
57 1,2,3-Trichlorobenzene	0.24976	0.24409	0.24409	0.010	2.26971	50.00000	Averaged
59 4-Chloro-3-Methylphenol	0.37841	0.38940	0.38940	0.010	-2.90351	20.00000	Averaged
62 2-Methylnaphthalene	0.52668	0.52036	0.52036	0.010	1.19971	50.00000	Averaged
63 1-Methylnaphthalene	0.59814	0.58978	0.58978	0.010	1.39695	50.00000	Averaged
64 Hexachlorocyclopentadiene	0.31072	0.31311	0.31311	0.050	-0.76908	50.00000	Averaged
66 2,4,6-Trichlorophenol	0.33142	0.33508	0.33508	0.010	-1.10616	20.00000	Averaged
67 2,4,5-Trichlorophenol	0.35036	0.35766	0.35766	0.010	-2.08380	50.00000	Averaged
211 1,1'-Biphenyl	1.40715	1.40190	1.40190	0.010	0.37296	50.00000	Averaged

TestAmerica North Canton

CONTINUING CALIBRATION COMPOUNDS

Instrument ID: a4hp7.i Injection Date: 01-APR-2009 18:11
Lab File ID: ICVTCL.D Init. Cal. Date(s): 01-APR-2009 01-APR-2009
Analysis Type: Init. Cal. Times: 15:12 17:51
Lab Sample ID: icvtcl Quant Type: ISTD
Method: \\cansvr11\dd\chem\MSS\a4hp7.i\90401a.b\8270C-625.m

COMPOUND	RRF / AMOUNT	RF5	CCAL RRF5	MIN RRF	%D / %DRIFT	MAX %D / %DRIFT	CURVE TYPE
68 1,2,3,5-Tetrachlorobenzene	0.47277	0.47099	0.47099	0.010	0.37741	50.00000	Averaged
70 2-Chloronaphthalene	1.03518	1.02162	1.02162	0.010	1.30978	50.00000	Averaged
73 2-Nitroaniline	0.50253	0.52796	0.52796	0.010	-5.05964	50.00000	Averaged
74 1,2,3,4-Tetrachlorobenzene	0.44278	0.43102	0.43102	0.010	2.65505	50.00000	Averaged
76 Dimethylphthalate	1.18774	1.19901	1.19901	0.010	-0.94896	50.00000	Averaged
78 2,6-Dinitrotoluene	0.27771	0.28664	0.28664	0.010	-3.21851	50.00000	Averaged
79 Acenaphthylene	1.75087	1.75417	1.75417	0.010	-0.18845	50.00000	Averaged
80 1,2-Dinitrobenzene	0.13589	0.14172	0.14172	0.010	-4.28444	50.00000	Averaged
81 3-Nitroaniline	0.29774	0.30589	0.30589	0.010	-2.73898	50.00000	Averaged
82 Acenaphthene	1.11112	1.08247	1.08247	0.010	2.57859	20.00000	Averaged
83 2,4-Dinitrophenol	10.00000	10.02338	0.22646	0.050	-0.23382	0.000e+000	Quadratic
85 4-Nitrophenol	0.24058	0.24974	0.24974	0.050	-3.80352	50.00000	Averaged
86 Dibenzofuran	1.49987	1.44786	1.44786	0.010	3.46715	50.00000	Averaged
87 2,4-Dinitrotoluene	0.35058	0.36868	0.36868	0.010	-5.16184	50.00000	Averaged
91 2,3,5,6-Tetrachlorophenol	0.26154	0.27434	0.27434	0.010	-4.89392	50.00000	Averaged
93 Diethylphthalate	1.23433	1.24290	1.24290	0.010	-0.69415	50.00000	Averaged
94 Fluorene	1.24078	1.22891	1.22891	0.010	0.95612	50.00000	Averaged
95 4-Chlorophenyl-phenylether	0.56654	0.56639	0.56639	0.010	0.02603	50.00000	Averaged
96 4-Nitroaniline	5.00000	5.11039	0.33600	0.010	-2.20773	0.000e+000	Quadratic
98 4,6-Dinitro-2-methylphenol	5.00000	4.99824	0.15218	0.010	0.03510	0.000e+000	Quadratic
99 N-Nitrosodiphenylamine	0.54259	0.55380	0.55380	0.010	-2.06599	20.00000	Averaged
100 1,2-Diphenylhydrazine	1.26056	1.29211	1.29211	0.010	-2.50246	50.00000	Averaged
106 4-Bromophenyl-phenylether	0.17375	0.17907	0.17907	0.010	-3.06379	50.00000	Averaged
107 Hexachlorobenzene	0.16684	0.16027	0.16027	0.010	3.93657	50.00000	Averaged
212 Atrazine	0.15501	0.16674	0.16674	0.010	-7.56577	50.00000	Averaged
111 Pentachlorophenol	10.00000	10.19630	0.12785	0.010	-1.96300	0.000e+000	Quadratic
115 Phenanthrene	1.12868	1.11845	1.11845	0.010	0.90620	50.00000	Averaged
116 Anthracene	1.09546	1.12210	1.12210	0.010	-2.43208	50.00000	Averaged
119 Carbazole	1.00971	1.05269	1.05269	0.010	-4.25679	50.00000	Averaged
120 Di-n-Butylphthalate	1.27636	1.34817	1.34817	0.010	-5.62591	50.00000	Averaged
123 Fluoranthene	1.12051	1.14993	1.14993	0.010	-2.62544	20.00000	Averaged
124 Benzidine	5.00000	5.08237	0.81845	0.010	-1.64736	0.000e+000	Quadratic
125 Pyrene	1.40645	1.40796	1.40796	0.010	-0.10716	50.00000	Averaged
131 Butylbenzylphthalate	0.65361	0.70275	0.70275	0.010	-7.51854	50.00000	Averaged
133 3,3'-Dimethoxybenzidine	5.00000	5.24876	0.22723	0.010	-4.97528	0.000e+000	Quadratic
135 3,3'-Dichlorobenzidine	0.42552	0.45463	0.45463	0.010	-6.84099	50.00000	Averaged
136 Benzo(a)Anthracene	1.33999	1.29071	1.29071	0.010	3.67799	50.00000	Averaged
137 Chrysene	1.26543	1.23246	1.23246	0.010	2.60601	50.00000	Averaged
138 4,4'-Methylene bis(o-chloro	0.22294	0.23768	0.23768	0.010	-6.61225	50.00000	Averaged
139 bis(2-ethylhexyl)Phthalate	0.91462	0.97574	0.97574	0.010	-6.68194	50.00000	Averaged
140 Di-n-octylphthalate	5.00000	4.95716	1.73909	0.010	0.85670	0.000e+000	Quadratic
141 Benzo(b)fluoranthene	1.30394	1.24809	1.24809	0.010	4.28362	50.00000	Averaged

TestAmerica North Canton

CONTINUING CALIBRATION COMPOUNDS

Instrument ID: a4hp7.i Injection Date: 01-APR-2009 18:11
Lab File ID: ICVTCL.D Init. Cal. Date(s): 01-APR-2009 01-APR-2009
Analysis Type: Init. Cal. Times: 15:12 17:51
Lab Sample ID: icvtcl Quant Type: ISTD
Method: \\cansvr11\dd\chem\MSS\a4hp7.i\90401a.b\8270C-625.m

COMPOUND	RRF / AMOUNT	RF5	CCAL RRF5	MIN RRF	%D / %DRIFT	MAX %D / %DRIFT	CURVE TYPE
142 Benzo(k)fluoranthene	1.29122	1.34114	1.34114	0.010	-3.86603	50.00000	Averaged
146 Benzo(a)pyrene	1.16966	1.20009	1.20009	0.010	-2.60216	20.00000	Averaged
149 Indeno(1,2,3-cd)pyrene	1.19557	1.25472	1.25472	0.010	-4.94788	50.00000	Averaged
150 Dibenz(a,h)anthracene	1.03105	1.09026	1.09026	0.010	-5.74214	50.00000	Averaged
151 Benzo(g,h,i)perylene	1.00043	1.02558	1.02558	0.010	-2.51338	50.00000	Averaged
198 1,4-Dioxane	0.61358	0.60913	0.60913	0.010	0.72449	50.00000	Averaged
$ 154 Nitrobenzene-d5	0.52979	0.49971	0.49971	0.010	5.67748	50.00000	Averaged
$ 155 2-Fluorobiphenyl	1.21454	1.18792	1.18792	0.010	2.19202	50.00000	Averaged
$ 156 Terphenyl-d14	0.82006	0.81565	0.81565	0.010	0.53810	50.00000	Averaged
$ 157 Phenol-d5	2.07829	2.09750	2.09750	0.010	-0.92424	50.00000	Averaged
$ 158 2-Fluorophenol	1.35566	1.38021	1.38021	0.010	-1.81102	50.00000	Averaged
$ 159 2,4,6-Tribromophenol	0.10482	0.11033	0.11033	0.010	-5.25395	50.00000	Averaged
$ 186 2-Chlorophenol-d4	1.15422	1.17970	1.17970	0.010	-2.20784	50.00000	Averaged
$ 187 1,2-Dichlorobenzene-d4	0.79132	0.83428	0.83428	0.010	-5.42891	50.00000	Averaged
M 195 Cresols, total	3.09423	3.16095	3.16095	0.010	-2.15630	50.00000	Averaged
101 Diphenylamine	0.54259	0.55380	0.55380	0.010	-2.06599	50.00000	Averaged

TestAmerica North Canton

Semivolatile REPORT SW-846 Method 8270

Data file : \\cansvr11\dd\chem\MSS\a4hp7.i\90401a.b\ICVTCL.D
Lab Smp Id: icvtcl
Inj Date : 01-APR-2009 18:11
Operator : 001710 Inst ID: a4hp7.i
Smp Info : icvtcl,90401a.b,8270C-625,1-827042d.sub,2
Misc Info :
Comment :
Method : \\cansvr11\dd\chem\MSS\a4hp7.i\90401a.b\8270C-625.m
Meth Date : 02-Apr-2009 07:00 a4hp7.i Quant Type: ISTD
Cal Date : 01-APR-2009 17:51 Cal File: 7SMH0401.D
Als bottle: 11 Continuing Calibration Sample
Dil Factor: 1.00000
Integrator: HP RTE Compound Sublist: 1-827042d.sub
Target Version: 4.14
Processing Host: CANPMSSV01

	Compounds	QUANT SIG MASS	RT	EXP RT	REL RT	RESPONSE	AMOUNTS CAL-AMT (NG)	ON-COL (NG)
* 1	1,4-Dichlorobenzene-d4	152	3.563	3.563	(1.000)	197819	2.00000	
* 2	Naphthalene-d8	136	4.456	4.456	(1.000)	837409	2.00000	
* 3	Acenaphthene-d10	164	5.724	5.724	(1.000)	439589	2.00000	
* 4	Phenanthrene-d10	188	6.810	6.810	(1.000)	708614	2.00000	
* 5	Chrysene-d12	240	8.767	8.767	(1.000)	611098	2.00000	
* 6	Perylene-d12	264	10.244	10.244	(1.000)	569788	2.00000	
9	Pyridine	79	1.975	1.975	(0.554)	930260	5.00000	5.1121
10	N-Nitrosodimethylamine	74	1.943	1.943	(0.545)	488093	5.00000	4.9754
11	Ethyl methacrylate	69	2.172	2.172	(0.610)	830797	5.00000	5.1177
12	3-Chloropropionitrile	54	2.344	2.344	(0.658)	342250	5.00000	4.9954
13	Malononitrile	66	2.483	2.483	(0.697)	986509	5.00000	5.0829
209	Benzaldehyde	77	3.274	3.274	(0.919)	569859	5.00000	4.9560
21	Aniline	93	3.338	3.338	(0.937)	1401772	5.00000	5.1472
22	Phenol	94	3.280	3.280	(0.920)	1173352	5.00000	5.0643
23	bis(2-Chloroethyl)ether	93	3.360	3.360	(0.943)	885478	5.00000	4.8786
24	2-Chlorophenol	128	3.419	3.419	(0.959)	661684	5.00000	5.0542
26	1,3-Dichlorobenzene	146	3.526	3.526	(0.989)	663335	5.00000	5.1136
27	1,4-Dichlorobenzene	146	3.574	3.574	(1.003)	588799	5.00000	4.9420
28	1,2-Dichlorobenzene	146	3.681	3.681	(1.033)	629825	5.00000	5.0605
29	Benzyl Alcohol	108	3.633	3.633	(1.020)	505568	5.00000	5.1487
30	2-Methylphenol	108	3.692	3.692	(1.036)	748271	5.00000	5.0706
31	bis(2-Chloroisopropyl)ether	45	3.718	3.718	(1.044)	645421	5.00000	5.2011
37	Acetophenone	105	3.825	3.825	(1.074)	1161602	5.00000	5.0600
32	N-Nitroso-di-n-propylamine	70	3.820	3.820	(1.072)	756970	5.00000	5.0862
192	4-Methylphenol	108	3.793	3.793	(1.065)	814971	5.00000	5.1425
34	Hexachloroethane	117	3.922	3.922	(1.101)	294794	5.00000	5.0818
35	Nitrobenzene	77	3.954	3.954	(0.887)	1075929	5.00000	4.7762
41	Isophorone	82	4.114	4.114	(0.923)	2009250	5.00000	5.0380
42	2-Nitrophenol	139	4.173	4.173	(0.936)	374911	5.00000	5.0942
43	2,4-Dimethylphenol	107	4.173	4.173	(0.936)	904372	5.00000	4.8394

44	bis(2-Chloroethoxy)methane	93	4.242	4.242 (0.952)	1043412	5.00000	4.9282
46	2,4-Toluenediamene	121	5.275	5.275 (1.184)	231125	5.00000	4.6354
47	1,3,5-Trichlorobenzene	180	4.184	4.184 (0.939)	692164	5.00000	5.2628

	Compounds	QUANT SIG MASS	RT	EXP RT	REL RT	RESPONSE	AMOUNTS CAL-AMT (NG)	AMOUNTS ON-COL (NG)
48	2,4-Dichlorophenol	162	4.339	4.339	(0.974)	510212	5.00000	5.0385
49	Benzoic Acid	122	4.253	4.253	(0.954)	877229	10.0000	9.6832(MH)
50	1,2,4-Trichlorobenzene	180	4.408	4.408	(0.989)	560996	5.00000	4.8916
51	Naphthalene	128	4.472	4.472	(1.004)	1973973	5.00000	4.8361
52	4-Chloroaniline	127	4.488	4.488	(1.007)	829531	5.00000	4.7933
56	Hexachlorobutadiene	225	4.542	4.542	(1.019)	288538	5.00000	4.7281
210	Caprolactam	113	4.756	4.756	(1.067)	264686	5.00000	4.8556
57	1,2,3-Trichlorobenzene	180	4.569	4.569	(1.025)	511013	5.00000	4.8865
59	4-Chloro-3-Methylphenol	107	4.815	4.815	(1.080)	815215	5.00000	5.1452
62	2-Methylnaphthalene	142	4.964	4.964	(1.114)	1089390	5.00000	4.9400
63	1-Methylnaphthalene	142	5.039	5.039	(1.131)	1234725	5.00000	4.9302
64	Hexachlorocyclopentadiene	237	5.071	5.071	(0.886)	344094	5.00000	5.0384
66	2,4,6-Trichlorophenol	196	5.152	5.152	(0.900)	368245	5.00000	5.0553
67	2,4,5-Trichlorophenol	196	5.184	5.184	(0.906)	393059	5.00000	5.1042
211	1,1'-Biphenyl	154	5.291	5.291	(0.924)	1540650	5.00000	4.9814
68	1,2,3,5-Tetrachlorobenzene	216	5.071	5.071	(0.886)	517602	5.00000	4.9811
70	2-Chloronaphthalene	162	5.317	5.317	(0.929)	1122734	5.00000	4.9345
73	2-Nitroaniline	65	5.376	5.376	(0.939)	580214	5.00000	5.2530
74	1,2,3,4-Tetrachlorobenzene	216	5.291	5.291	(0.924)	473683	5.00000	4.8672
76	Dimethylphthalate	163	5.489	5.489	(0.959)	1317681	5.00000	5.0474
78	2,6-Dinitrotoluene	165	5.542	5.542	(0.968)	315014	5.00000	5.1609
79	Acenaphthylene	152	5.628	5.628	(0.983)	1927789	5.00000	5.0094
80	1,2-Dinitrobenzene	168	5.590	5.590	(0.977)	155743	5.00000	5.2142
81	3-Nitroaniline	138	5.676	5.676	(0.992)	336170	5.00000	5.1369
82	Acenaphthene	153	5.751	5.751	(1.005)	1189608	5.00000	4.8711
83	2,4-Dinitrophenol	184	5.745	5.745	(1.004)	497757	10.0000	10.023
85	4-Nitrophenol	109	5.767	5.767	(1.007)	274452	5.00000	5.1902
86	Dibenzofuran	168	5.874	5.874	(1.026)	1591162	5.00000	4.8266
87	2,4-Dinitrotoluene	165	5.836	5.836	(1.020)	405168	5.00000	5.2581
91	2,3,5,6-Tetrachlorophenol	232	5.917	5.917	(1.034)	301487	5.00000	5.2447
93	Diethylphthalate	149	5.997	5.997	(1.048)	1365916	5.00000	5.0347
94	Fluorene	166	6.120	6.120	(1.069)	1350542	5.00000	4.9522
95	4-Chlorophenyl-phenylether	204	6.104	6.104	(1.066)	622446	5.00000	4.9987
96	4-Nitroaniline	138	6.120	6.120	(1.069)	369260	5.00000	5.1104
98	4,6-Dinitro-2-methylphenol	198	6.136	6.136	(0.901)	269596	5.00000	4.9982
99	N-Nitrosodiphenylamine	169	6.184	6.184	(0.908)	981069	5.00000	5.1033
100	1,2-Diphenylhydrazine	77	6.216	6.216	(0.913)	2289017	5.00000	5.1251
106	4-Bromophenyl-phenylether	248	6.462	6.462	(0.949)	317229	5.00000	5.1532
107	Hexachlorobenzene	284	6.526	6.526	(0.958)	283932	5.00000	4.8032
212	Atrazine	200	6.553	6.553	(0.962)	295384	5.00000	5.3783
111	Pentachlorophenol	266	6.660	6.660	(0.978)	452996	10.0000	10.196
115	Phenanthrene	178	6.826	6.826	(1.002)	1981368	5.00000	4.9547
116	Anthracene	178	6.863	6.863	(1.008)	1987847	5.00000	5.1216
119	Carbazole	167	6.970	6.970	(1.024)	1864882	5.00000	5.2128
120	Di-n-Butylphthalate	149	7.173	7.173	(1.053)	2388332	5.00000	5.2813
123	Fluoranthene	202	7.698	7.698	(1.130)	2037140	5.00000	5.1313
124	Benzidine	184	7.767	7.767	(0.886)	1250387	5.00000	5.0824
125	Pyrene	202	7.869	7.869	(0.898)	2151001	5.00000	5.0054
131	Butylbenzylphthalate	149	8.281	8.281	(0.944)	1073627	5.00000	5.3759
133	3,3'-Dimethoxybenzidine	244	8.671	8.671	(0.989)	347153	5.00000	5.2488
135	3,3'-Dichlorobenzidine	252	8.709	8.709	(0.993)	694558	5.00000	5.3420
136	Benzo(a)Anthracene	228	8.757	8.757	(0.999)	1971872	5.00000	4.8161

137 Chrysene	228	8.794	8.794 (1.003)	1882880	5.00000	4.8697
138 4,4'-Methylene bis(o-chloroan	231	8.709	8.709 (0.993)	363109	5.00000	5.3306

	Compounds	QUANT SIG MASS	RT	EXP RT	REL RT	RESPONSE	AMOUNTS CAL-AMT (NG)	AMOUNTS ON-COL (NG)
139	bis(2-ethylhexyl)Phthalate	149	8.687	8.687	(0.991)	1490679	5.00000	5.3341
140	Di-n-octylphthalate	149	9.249	9.249	(0.903)	2477276	5.00000	4.9572
141	Benzo(b)fluoranthene	252	9.789	9.789	(0.956)	1777861	5.00000	4.7858
142	Benzo(k)fluoranthene	252	9.816	9.816	(0.958)	1910416	5.00000	5.1933(H)
146	Benzo(a)pyrene	252	10.179	10.179	(0.994)	1709495	5.00000	5.1301
149	Indeno(1,2,3-cd)pyrene	276	11.870	11.870	(1.159)	1787316	5.00000	5.2474
150	Dibenz(a,h)anthracene	278	11.886	11.886	(1.160)	1553037	5.00000	5.2871
151	Benzo(g,h,i)perylene	276	12.367	12.367	(1.207)	1460906	5.00000	5.1257
198	1,4-Dioxane	88	1.777	1.777	(0.499)	301245	5.00000	4.9638
$ 154	Nitrobenzene-d5	82	3.938	3.938	(0.884)	1046150	5.00000	4.7161
$ 155	2-Fluorobiphenyl	172	5.216	5.216	(0.911)	1305490	5.00000	4.8904
$ 156	Terphenyl-d14	244	7.944	7.944	(0.906)	1246106	5.00000	4.9731
$ 157	Phenol-d5	99	3.269	3.269	(0.917)	1037311	5.00000	5.0462
$ 158	2-Fluorophenol	112	2.691	2.691	(0.755)	682581	5.00000	5.0906
$ 159	2,4,6-Tribromophenol	330	6.296	6.296	(1.100)	121251	5.00000	5.2627
$ 186	2-Chlorophenol-d4	132	3.408	3.408	(0.956)	583419	5.00000	5.1104
$ 187	1,2-Dichlorobenzene-d4	152	3.670	3.670	(1.030)	412592	5.00000	5.2714
M 195	Cresols, total	100				1563242	5.00000	
101	Diphenylamine	169	6.184	6.184	(0.908)	981069	5.00000	5.1033

QC Flag Legend

M - Compound response manually integrated.
H - Operator selected an alternate compound hit.

TestAmerica North Canton

INTERNAL STANDARD COMPOUNDS
AREA AND RT SUMMARY

Instrument ID: a4hp7.i
Lab File ID: ICVTCL.D
Lab Smp Id: icvtcl
Analysis Type: SV
Quant Type: ISTD
Operator: 001710
Method File: \\cansvr11\dd\chem\MSS\a4hp7.i\90401a.b\8270C-625.m
Misc Info:

Calibration Date: 01-APR-2009
Calibration Time: 17:51
Level:
Sample Type:

		AREA LIMIT			
COMPOUND	STANDARD	LOWER	UPPER	SAMPLE	%DIFF
1 1,4-Dichlorobenze	152842	76421	305684	197819	29.43
2 Naphthalene-d8	644203	322102	1288406	837409	29.99
3 Acenaphthene-d10	339654	169827	679308	439589	29.42
4 Phenanthrene-d10	556434	278217	1112868	708614	27.35
5 Chrysene-d12	484138	242069	968276	611098	26.22
6 Perylene-d12	433270	216635	866540	569788	31.51

		RT LIMIT			
COMPOUND	STANDARD	LOWER	UPPER	SAMPLE	%DIFF
1 1,4-Dichlorobenze	3.56	3.06	4.06	3.56	0.15
2 Naphthalene-d8	4.46	3.96	4.96	4.46	0.00
3 Acenaphthene-d10	5.72	5.22	6.22	5.72	0.00
4 Phenanthrene-d10	6.81	6.31	7.31	6.81	0.00
5 Chrysene-d12	8.77	8.27	9.27	8.77	-0.06
6 Perylene-d12	10.25	9.75	10.75	10.24	-0.05

AREA UPPER LIMIT = +100% of internal standard area.
AREA LOWER LIMIT = - 50% of internal standard area.
RT UPPER LIMIT = + 0.50 minutes of internal standard RT.
RT LOWER LIMIT = - 0.50 minutes of internal standard RT.

Data File: \\cansvr11\dd\chem\MSS\a4hp7.i\90401a.b\ICVTCL.D
Date : 01-APR-2009 18:11
Client ID:
Sample Info: icvtcl,90401a.b,8270C-625,1-827042d,sub,2

Instrument: a4hp7.i
Operator: 001710
Column phase: db5.625
Column diameter: 0.32

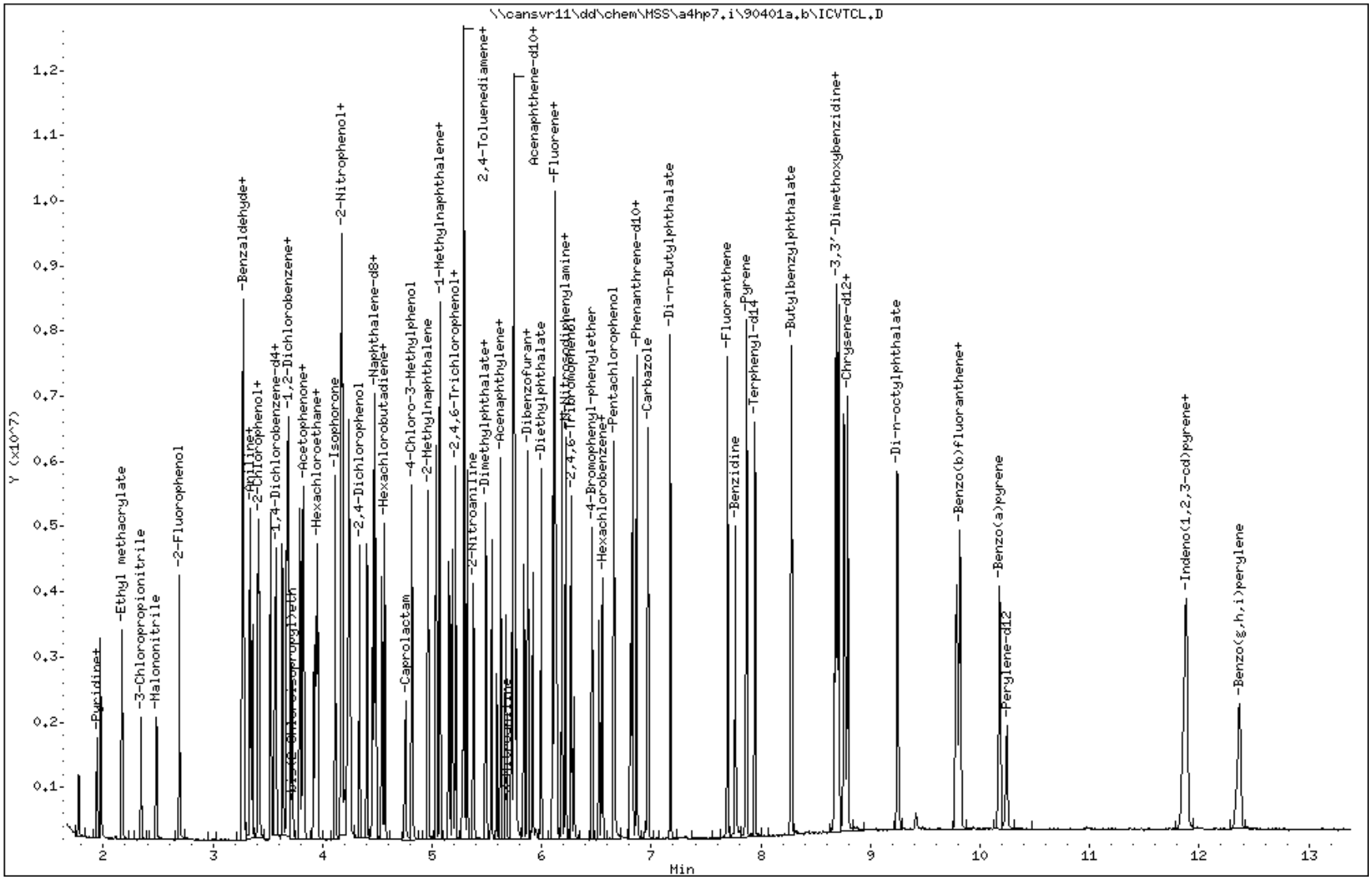

Data File Name: ICVTCL.D
Inj. Date and Time: 01-APR-2009 18:11
Instrument ID: a4hp7.i
Client ID:
Compound Name: Benzoic Acid
CAS #: 65-85-0
Report Date: 04/02/2009

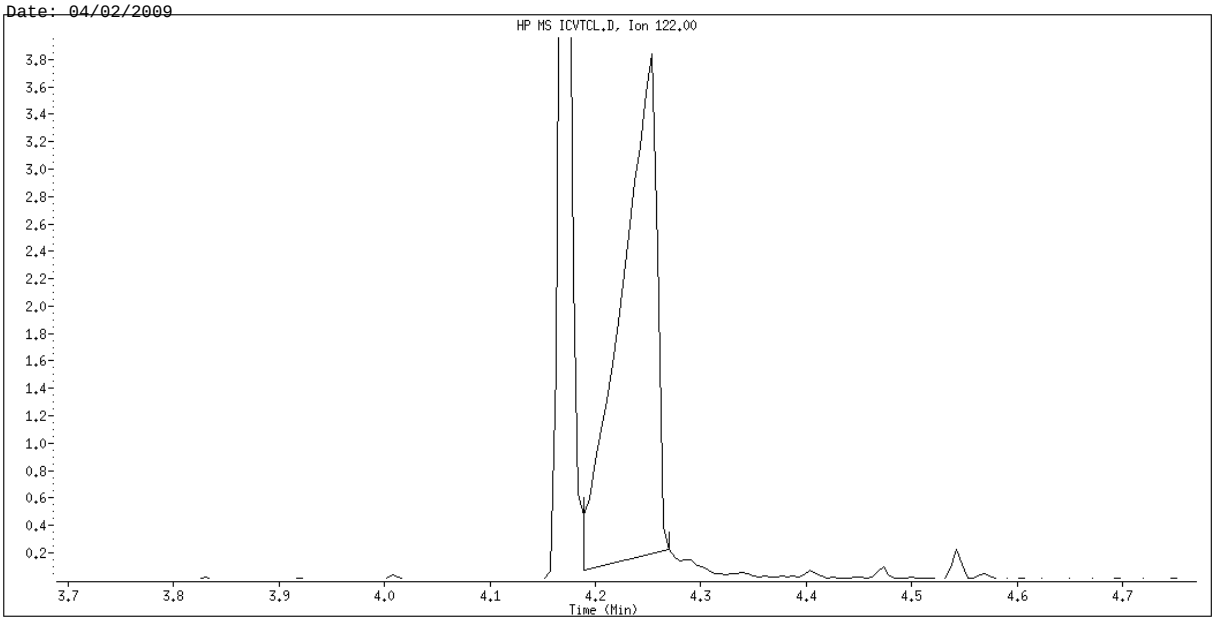

Original Integration

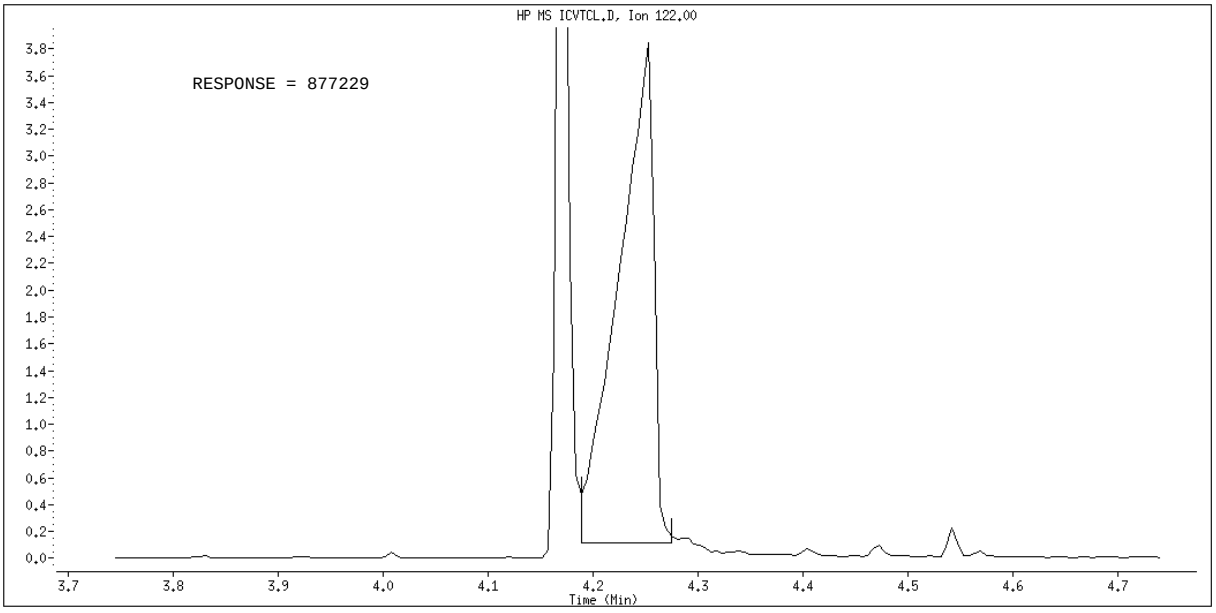

Manual Integration

Manually Integrated By: gruberj
Manual Integration Reason: Poor Chromatography

Report Date: 07-Apr-2009 08:45

Calibration History

Method : \\cansvr11\dd\chem\MSS\a4hp7.i\90407a.b\8270C-625.m
Start Cal Date: 01-APR-2009 15:12
End Cal Date : 01-APR-2009 17:51
Last Cal Level: 6
Last Cal Type : Continuing Calibration

Initial Calibration

Injection Date	Sublist	Calibration File
Cal Level: 1 , Cal Amount: 0.05000		
01-APR-2009 16:31	pah	\\cansvr11\dd\chem\MSS\a4hp7.i\90401a.b\7SLL0401.D
Cal Level: 2 , Cal Amount: 0.25000		
01-APR-2009 16:11	1-827042d	\\cansvr11\dd\chem\MSS\a4hp7.i\90401a.b\7SL0401.D
Cal Level: 3 , Cal Amount: 0.50000		
01-APR-2009 15:51	1-827042d	\\cansvr11\dd\chem\MSS\a4hp7.i\90401a.b\7SML0401.D
Cal Level: 4 , Cal Amount: 1.00000		
01-APR-2009 15:31	1-827042d	\\cansvr11\dd\chem\MSS\a4hp7.i\90401a.b\7SM0401.D
Cal Level: 5 , Cal Amount: 2.50000		
01-APR-2009 15:12	1-827042d	\\cansvr11\dd\chem\MSS\a4hp7.i\90401a.b\7SMM0401.D
Cal Level: 6 , Cal Amount: 5.00000		
01-APR-2009 17:51	1-827042d	\\cansvr11\dd\chem\MSS\a4hp7.i\90401a.b\7SMH0401.D
Cal Level: 7 , Cal Amount: 7.50000		
01-APR-2009 17:31	1-827042d	\\cansvr11\dd\chem\MSS\a4hp7.i\90401a.b\7SH0401.D
Cal Level: 8 , Cal Amount: 10.00000		

01-APR-2009 17:11	1-827042d	
\\cansvr11\dd\chem\MSS\a4hp7.i\90401a.b\7SHH0401.D		

Cal Level: 9 , Cal Amount: 12.50000		
01-APR-2009 16:51	1-827042d	
\\cansvr11\dd\chem\MSS\a4hp7.i\90401a.b\7HHH0401.D		

Continuing Calibration
Ccal Level Mode: GLOBAL LEVEL 6

07-APR-2009 09:18	1-827042d	
\\cansvr11\dd\chem\MSS\a4hp7.i\90407a.b\7SMH0407.D		

OKMW 4/8/09

TestAmerica North Canton

CONTINUING CALIBRATION COMPOUNDS

Instrument ID: a4hp7.i
Lab File ID: 7SMH0407.D
Analysis Type:
Lab Sample ID: 16
Method: \\cansvr11\dd\chem\MSS\a4hp7.i\90407a.b\8270C-625.m

Injection Date: 07-APR-2009 09:18
Init. Cal. Date(s): 01-APR-2009 01-APR-2009
Init. Cal. Times: 15:12 17:51
Quant Type: ISTD

COMPOUND	RRF / AMOUNT	RF5	CCAL RRF5	MIN RRF	%D / %DRIFT	MAX %D / %DRIFT	CURVE TYPE
9 Pyridine	1.83977	2.04448	2.04448	0.010	-11.12676	50.00000	Averaged
10 N-Nitrosodimethylamine	0.99182	1.04691	1.04691	0.010	-5.55442	50.00000	Averaged
11 Ethyl methacrylate	1.64129	1.73333	1.73333	0.010	-5.60770	50.00000	Averaged
12 3-Chloropropionitrile	0.69269	0.73109	0.73109	0.010	-5.54337	50.00000	Averaged
13 Malononitrile	1.96222	2.16562	2.16562	0.010	-10.36560	50.00000	Averaged
209 Benzaldehyde	1.16252	1.16657	1.16657	0.010	-0.34804	50.00000	Averaged
21 Aniline	2.75342	2.96624	2.96624	0.010	-7.72940	50.00000	Averaged
22 Phenol	2.34246	2.41904	2.41904	0.010	-3.26950	20.00000	Averaged
23 bis(2-Chloroethyl)ether	1.83505	1.84555	1.84555	0.010	-0.57212	50.00000	Averaged
24 2-Chlorophenol	1.32362	1.38245	1.38245	0.010	-4.44471	50.00000	Averaged
26 1,3-Dichlorobenzene	1.31150	1.37567	1.37567	0.010	-4.89282	50.00000	Averaged
27 1,4-Dichlorobenzene	1.20454	1.22898	1.22898	0.010	-2.02902	20.00000	Averaged
28 1,2-Dichlorobenzene	1.25831	1.30193	1.30193	0.010	-3.46697	50.00000	Averaged
29 Benzyl Alcohol	0.99276	0.85018	0.85018	0.010	14.36126	50.00000	Averaged
30 2-Methylphenol	1.49199	1.53031	1.53031	0.010	-2.56865	50.00000	Averaged
31 bis(2-Chloroisopropyl)ether	1.25462	1.33502	1.33502	0.010	-6.40808	50.00000	Averaged
37 Acetophenone	2.32095	2.36980	2.36980	0.010	-2.10441	50.00000	Averaged
32 N-Nitroso-di-n-propylamine	1.50467	1.59028	1.59028	0.050	-5.68906	50.00000	Averaged
192 4-Methylphenol	1.60225	1.65650	1.65650	0.010	-3.38605	50.00000	Averaged
34 Hexachloroethane	0.58650	0.59201	0.59201	0.010	-0.93927	50.00000	Averaged
35 Nitrobenzene	0.53802	0.54273	0.54273	0.010	-0.87544	50.00000	Averaged
41 Isophorone	0.95250	0.99096	0.99096	0.010	-4.03817	50.00000	Averaged
42 2-Nitrophenol	0.17577	0.18826	0.18826	0.010	-7.10836	20.00000	Averaged
43 2,4-Dimethylphenol	0.44632	0.45364	0.45364	0.010	-1.64188	50.00000	Averaged
44 bis(2-Chloroethoxy)methane	0.50566	0.51011	0.51011	0.010	-0.87893	50.00000	Averaged
46 2,4-Toluenediamene	0.11908	0.11602	0.11602	0.010	2.57376	50.00000	Averaged
47 1,3,5-Trichlorobenzene	0.31411	0.31343	0.31343	0.010	0.21903	50.00000	Averaged
48 2,4-Dichlorophenol	0.24185	0.25445	0.25445	0.010	-5.21030	20.00000	Averaged
49 Benzoic Acid	10.00000	10.83045	0.23812	0.010	-8.30450	0.000e+000	Quadratic
50 1,2,4-Trichlorobenzene	0.27391	0.27298	0.27298	0.010	0.33657	50.00000	Averaged
51 Naphthalene	0.97484	0.96731	0.96731	0.010	0.77312	50.00000	Averaged
52 4-Chloroaniline	0.41333	0.42497	0.42497	0.010	-2.81645	50.00000	Averaged
56 Hexachlorobutadiene	0.14575	0.13632	0.13632	0.010	6.46982	20.00000	Averaged
210 Caprolactam	5.00000	4.94842	0.12901	0.010	1.03167	0.000e+000	Quadratic
57 1,2,3-Trichlorobenzene	0.24976	0.25476	0.25476	0.010	-2.00205	50.00000	Averaged
59 4-Chloro-3-Methylphenol	0.37841	0.39026	0.39026	0.010	-3.13023	20.00000	Averaged
62 2-Methylnaphthalene	0.52668	0.52310	0.52310	0.010	0.67943	50.00000	Averaged
63 1-Methylnaphthalene	0.59814	0.60412	0.60412	0.010	-1.00027	50.00000	Averaged
64 Hexachlorocyclopentadiene	0.31072	0.31772	0.31772	0.050	-2.25567	50.00000	Averaged
66 2,4,6-Trichlorophenol	0.33142	0.33969	0.33969	0.010	-2.49566	20.00000	Averaged
67 2,4,5-Trichlorophenol	0.35036	0.35801	0.35801	0.010	-2.18373	50.00000	Averaged
211 1,1'-Biphenyl	1.40715	1.42540	1.42540	0.010	-1.29718	50.00000	Averaged

TestAmerica North Canton

CONTINUING CALIBRATION COMPOUNDS

Instrument ID: a4hp7.i Injection Date: 07-APR-2009 09:18
Lab File ID: 7SMH0407.D Init. Cal. Date(s): 01-APR-2009 01-APR-2009
Analysis Type: Init. Cal. Times: 15:12 17:51
Lab Sample ID: 16 Quant Type: ISTD
Method: \\cansvr11\dd\chem\MSS\a4hp7.i\90407a.b\8270C-625.m

COMPOUND	RRF / AMOUNT	RF5	CCAL RRF5	MIN RRF	%D / %DRIFT	MAX %D / %DRIFT	CURVE TYPE
68 1,2,3,5-Tetrachlorobenzene	0.47277	0.48340	0.48340	0.010	-2.24780	50.00000	Averaged
70 2-Chloronaphthalene	1.03518	1.03395	1.03395	0.010	0.11916	50.00000	Averaged
73 2-Nitroaniline	0.50253	0.54309	0.54309	0.010	-8.06988	50.00000	Averaged
74 1,2,3,4-Tetrachlorobenzene	0.44278	0.44153	0.44153	0.010	0.28290	50.00000	Averaged
76 Dimethylphthalate	1.18774	1.19921	1.19921	0.010	-0.96557	50.00000	Averaged
78 2,6-Dinitrotoluene	0.27771	0.29398	0.29398	0.010	-5.85905	50.00000	Averaged
79 Acenaphthylene	1.75087	1.80385	1.80385	0.010	-3.02548	50.00000	Averaged
80 1,2-Dinitrobenzene	0.13589	0.14302	0.14302	0.010	-5.24309	50.00000	Averaged
81 3-Nitroaniline	0.29774	0.32051	0.32051	0.010	-7.64641	50.00000	Averaged
82 Acenaphthene	1.11112	1.09872	1.09872	0.010	1.11606	20.00000	Averaged
83 2,4-Dinitrophenol	10.00000	10.62763	0.24223	0.050	-6.27627	0.000e+000	Quadratic
85 4-Nitrophenol	0.24058	0.26335	0.26335	0.050	-9.46412	50.00000	Averaged
86 Dibenzofuran	1.49987	1.47554	1.47554	0.010	1.62214	50.00000	Averaged
87 2,4-Dinitrotoluene	0.35058	0.37594	0.37594	0.010	-7.23415	50.00000	Averaged
91 2,3,5,6-Tetrachlorophenol	0.26154	0.27131	0.27131	0.010	-3.73664	50.00000	Averaged
93 Diethylphthalate	1.23433	1.24530	1.24530	0.010	-0.88872	50.00000	Averaged
94 Fluorene	1.24078	1.24390	1.24390	0.010	-0.25178	50.00000	Averaged
95 4-Chlorophenyl-phenylether	0.56654	0.55865	0.55865	0.010	1.39166	50.00000	Averaged
96 4-Nitroaniline	5.00000	5.38355	0.35571	0.010	-7.67091	0.000e+000	Quadratic
98 4,6-Dinitro-2-methylphenol	5.00000	5.17365	0.15810	0.010	-3.47295	0.000e+000	Quadratic
99 N-Nitrosodiphenylamine	0.54259	0.55866	0.55866	0.010	-2.96206	20.00000	Averaged
100 1,2-Diphenylhydrazine	1.26056	1.32230	1.32230	0.010	-4.89741	50.00000	Averaged
106 4-Bromophenyl-phenylether	0.17375	0.17617	0.17617	0.010	-1.39465	50.00000	Averaged
107 Hexachlorobenzene	0.16684	0.15736	0.15736	0.010	5.68240	50.00000	Averaged
212 Atrazine	0.15501	0.16975	0.16975	0.010	-9.50519	50.00000	Averaged
111 Pentachlorophenol	10.00000	10.16259	0.12740	0.010	-1.62586	0.000e+000	Quadratic
115 Phenanthrene	1.12868	1.11584	1.11584	0.010	1.13736	50.00000	Averaged
116 Anthracene	1.09546	1.13959	1.13959	0.010	-4.02809	50.00000	Averaged
119 Carbazole	1.00971	1.04475	1.04475	0.010	-3.47048	50.00000	Averaged
120 Di-n-Butylphthalate	1.27636	1.31331	1.31331	0.010	-2.89496	50.00000	Averaged
123 Fluoranthene	1.12051	1.12167	1.12167	0.010	-0.10359	20.00000	Averaged
124 Benzidine	5.00000	4.92636	0.79042	0.010	1.47274	0.000e+000	Quadratic
125 Pyrene	1.40645	1.45061	1.45061	0.010	-3.13990	50.00000	Averaged
131 Butylbenzylphthalate	0.65361	0.71118	0.71118	0.010	-8.80831	50.00000	Averaged
133 3,3'-Dimethoxybenzidine	5.00000	5.40994	0.23505	0.010	-8.19889	0.000e+000	Quadratic
135 3,3'-Dichlorobenzidine	0.42552	0.46363	0.46363	0.010	-8.95522	50.00000	Averaged
136 Benzo(a)Anthracene	1.33999	1.34490	1.34490	0.010	-0.36638	50.00000	Averaged
137 Chrysene	1.26543	1.29014	1.29014	0.010	-1.95206	50.00000	Averaged
138 4,4'-Methylene bis(o-chloro	0.22294	0.24662	0.24662	0.010	-10.62450	50.00000	Averaged
139 bis(2-ethylhexyl)Phthalate	0.91462	1.00499	1.00499	0.010	-9.87982	50.00000	Averaged
140 Di-n-octylphthalate	5.00000	5.14989	1.81309	0.010	-2.99778	0.000e+000	Quadratic
141 Benzo(b)fluoranthene	1.30394	1.51661	1.51661	0.010	-16.30985	50.00000	Averaged

TestAmerica North Canton

CONTINUING CALIBRATION COMPOUNDS

Instrument ID: a4hp7.i Injection Date: 07-APR-2009 09:18
Lab File ID: 7SMH0407.D Init. Cal. Date(s): 01-APR-2009 01-APR-2009
Analysis Type: Init. Cal. Times: 15:12 17:51
Lab Sample ID: 16 Quant Type: ISTD
Method: \\cansvr11\dd\chem\MSS\a4hp7.i\90407a.b\8270C-625.m

COMPOUND	RRF / AMOUNT	RF5	CCAL RRF5	MIN RRF	%D / %DRIFT	MAX %D / %DRIFT	CURVE TYPE
142 Benzo(k)fluoranthene	1.29122	1.24681	1.24681	0.010	3.43947	50.00000	Averaged
146 Benzo(a)pyrene	1.16966	1.22697	1.22697	0.010	-4.90051	20.00000	Averaged
149 Indeno(1,2,3-cd)pyrene	1.19557	1.30954	1.30954	0.010	-9.53268	50.00000	Averaged
150 Dibenz(a,h)anthracene	1.03105	1.10392	1.10392	0.010	-7.06772	50.00000	Averaged
151 Benzo(g,h,i)perylene	1.00043	1.07359	1.07359	0.010	-7.31207	50.00000	Averaged
198 1,4-Dioxane	0.61358	0.67318	0.67318	0.010	-9.71437	50.00000	Averaged
$ 154 Nitrobenzene-d5	0.52979	0.52532	0.52532	0.010	0.84365	50.00000	Averaged
$ 155 2-Fluorobiphenyl	1.21454	1.18573	1.18573	0.010	2.37189	50.00000	Averaged
$ 156 Terphenyl-d14	0.82006	0.83981	0.83981	0.010	-2.40750	50.00000	Averaged
$ 157 Phenol-d5	2.07829	2.17739	2.17739	0.010	-4.76840	50.00000	Averaged
$ 158 2-Fluorophenol	1.35566	1.45813	1.45813	0.010	-7.55875	50.00000	Averaged
$ 159 2,4,6-Tribromophenol	0.10482	0.11204	0.11204	0.010	-6.87976	50.00000	Averaged
$ 186 2-Chlorophenol-d4	1.15422	1.21750	1.21750	0.010	-5.48240	50.00000	Averaged
$ 187 1,2-Dichlorobenzene-d4	0.79132	0.82078	0.82078	0.010	-3.72281	50.00000	Averaged
M 195 Cresols, total	3.09423	3.18681	3.18681	0.010	-2.99198	50.00000	Averaged
101 Diphenylamine	0.54259	0.55866	0.55866	0.010	-2.96206	50.00000	Averaged



Data File: \\cansvr11\dd\chem\MSS\a4hp7,i\90407a,b\7SHH0407,D
Date : 07-APR-2009 09:18
Client ID:
Sample Info: 16,90407a,b,8270C-625,1-8270428d,sub,2
Column phase: db5,625

Instrument: a4hp7,i
Operator: 001710
Column diameter: 0.32

TestAmerica North Canton

Semivolatile REPORT SW-846 Method 8270

Data file : \\cansvr11\dd\chem\MSS\a4hp7.i\90407a.b\7SMH0407.D
Lab Smp Id: l6
Inj Date : 07-APR-2009 09:18
Operator : 001710 Inst ID: a4hp7.i
Smp Info : l6,90407a.b,8270C-625,1-827042d.sub,2
Misc Info :
Comment :
Method : \\cansvr11\dd\chem\MSS\a4hp7.i\90407a.b\8270C-625.m
Meth Date : 07-Apr-2009 08:37 gruberj Quant Type: ISTD
Cal Date : 01-APR-2009 17:51 Cal File: 7SMH0401.D
Als bottle: 2 Continuing Calibration Sample
Dil Factor: 1.00000
Integrator: HP RTE Compound Sublist: 1-827042d.sub
Target Version: 4.14
Processing Host: CANPMSSV01

Compounds	QUANT SIG MASS	RT	EXP RT	REL RT	RESPONSE	AMOUNTS CAL-AMT (NG)	ON-COL (NG)
* 1 1,4-Dichlorobenzene-d4	152	3.424	3.424	(1.000)	157181	2.00000	
* 2 Naphthalene-d8	136	4.312	4.312	(1.000)	660718	2.00000	
* 3 Acenaphthene-d10	164	5.574	5.574	(1.000)	345944	2.00000	
* 4 Phenanthrene-d10	188	6.654	6.654	(1.000)	563199	2.00000	
* 5 Chrysene-d12	240	8.596	8.596	(1.000)	465162	2.00000	
* 6 Perylene-d12	264	9.954	9.954	(1.000)	429707	2.00000	
9 Pyridine	79	1.841	1.841	(0.538)	803383	5.00000	5.5563
10 N-Nitrosodimethylamine	74	1.814	1.814	(0.530)	411385	5.00000	5.2777
11 Ethyl methacrylate	69	2.038	2.038	(0.595)	681115	5.00000	5.2804
12 3-Chloropropionitrile	54	2.215	2.215	(0.647)	287283	5.00000	5.2772
13 Malononitrile	66	2.359	2.359	(0.689)	850984	5.00000	5.5183
209 Benzaldehyde	77	3.135	3.135	(0.916)	458405	5.00000	5.0174
21 Aniline	93	3.199	3.199	(0.934)	1165592	5.00000	5.3865
22 Phenol	94	3.146	3.146	(0.919)	950569	5.00000	5.1635
23 bis(2-Chloroethyl)ether	93	3.220	3.220	(0.941)	725214	5.00000	5.0286
24 2-Chlorophenol	128	3.279	3.279	(0.958)	543237	5.00000	5.2222
26 1,3-Dichlorobenzene	146	3.386	3.386	(0.989)	540572	5.00000	5.2446
27 1,4-Dichlorobenzene	146	3.434	3.434	(1.003)	482931	5.00000	5.1014
28 1,2-Dichlorobenzene	146	3.541	3.541	(1.034)	511597	5.00000	5.1733
29 Benzyl Alcohol	108	3.499	3.499	(1.022)	334082	5.00000	4.2819
30 2-Methylphenol	108	3.557	3.557	(1.039)	601339	5.00000	5.1284
31 bis(2-Chloroisopropyl)ether	45	3.584	3.584	(1.047)	524598	5.00000	5.3204
37 Acetophenone	105	3.686	3.686	(1.077)	931217	5.00000	5.1052
32 N-Nitroso-di-n-propylamine	70	3.680	3.680	(1.075)	624903	5.00000	5.2844
192 4-Methylphenol	108	3.659	3.659	(1.069)	650926	5.00000	5.1693
34 Hexachloroethane	117	3.777	3.777	(1.103)	232630	5.00000	5.0470
35 Nitrobenzene	77	3.809	3.809	(0.883)	896473	5.00000	5.0438
41 Isophorone	82	3.975	3.975	(0.922)	1636864	5.00000	5.2019
42 2-Nitrophenol	139	4.033	4.033	(0.935)	310973	5.00000	5.3554
43 2,4-Dimethylphenol	107	4.033	4.033	(0.935)	749328	5.00000	5.0821
44 bis(2-Chloroethoxy)methane	93	4.103	4.103	(0.952)	842593	5.00000	5.0439
46 2,4-Toluenediamene	121	5.130	5.130	(1.190)	191638	5.00000	4.8713
47 1,3,5-Trichlorobenzene	180	4.039	4.039	(0.937)	517717	5.00000	4.9890

	Compounds	QUANT SIG MASS	RT	EXP RT	REL RT	RESPONSE	AMOUNTS CAL-AMT (NG)	AMOUNTS ON-COL (NG)
48	2,4-Dichlorophenol	162	4.199	4.199	(0.974)	420293	5.00000	5.2605
49	Benzoic Acid	122	4.108	4.108	(0.953)	786654	10.0000	10.830
50	1,2,4-Trichlorobenzene	180	4.263	4.263	(0.989)	450914	5.00000	4.9832
51	Naphthalene	128	4.328	4.328	(1.004)	1597790	5.00000	4.9613
52	4-Chloroaniline	127	4.349	4.349	(1.009)	701960	5.00000	5.1408
56	Hexachlorobutadiene	225	4.403	4.403	(1.021)	225172	5.00000	4.6765
210	Caprolactam	113	4.600	4.600	(1.067)	213094	5.00000	4.9484
57	1,2,3-Trichlorobenzene	180	4.424	4.424	(1.026)	420814	5.00000	5.1001
59	4-Chloro-3-Methylphenol	107	4.675	4.675	(1.084)	644624	5.00000	5.1565
62	2-Methylnaphthalene	142	4.814	4.814	(1.117)	864058	5.00000	4.9660
63	1-Methylnaphthalene	142	4.889	4.889	(1.134)	997886	5.00000	5.0500
64	Hexachlorocyclopentadiene	237	4.927	4.927	(0.884)	274787	5.00000	5.1128
66	2,4,6-Trichlorophenol	196	5.007	5.007	(0.898)	293781	5.00000	5.1248
67	2,4,5-Trichlorophenol	196	5.039	5.039	(0.904)	309629	5.00000	5.1092
211	1,1'-Biphenyl	154	5.146	5.146	(0.923)	1232773	5.00000	5.0648
68	1,2,3,5-Tetrachlorobenzene	216	4.927	4.927	(0.884)	418072	5.00000	5.1124
70	2-Chloronaphthalene	162	5.173	5.173	(0.928)	894219	5.00000	4.9940
73	2-Nitroaniline	65	5.232	5.232	(0.939)	469695	5.00000	5.4035
74	1,2,3,4-Tetrachlorobenzene	216	5.146	5.146	(0.923)	381859	5.00000	4.9858
76	Dimethylphthalate	163	5.349	5.349	(0.960)	1037148	5.00000	5.0483
78	2,6-Dinitrotoluene	165	5.397	5.397	(0.968)	254249	5.00000	5.2930
79	Acenaphthylene	152	5.478	5.478	(0.983)	1560075	5.00000	5.1513
80	1,2-Dinitrobenzene	168	5.446	5.446	(0.977)	123692	5.00000	5.2622
81	3-Nitroaniline	138	5.526	5.526	(0.991)	277193	5.00000	5.3823
82	Acenaphthene	153	5.601	5.601	(1.005)	950242	5.00000	4.9442
83	2,4-Dinitrophenol	184	5.601	5.601	(1.005)	418994	10.0000	10.628
85	4-Nitrophenol	109	5.627	5.627	(1.010)	227764	5.00000	5.4732
86	Dibenzofuran	168	5.724	5.724	(1.027)	1276132	5.00000	4.9189
87	2,4-Dinitrotoluene	165	5.692	5.692	(1.021)	325139	5.00000	5.3617
91	2,3,5,6-Tetrachlorophenol	232	5.772	5.772	(1.036)	234644	5.00000	5.1868
93	Diethylphthalate	149	5.852	5.852	(1.050)	1077014	5.00000	5.0444
94	Fluorene	166	5.970	5.970	(1.071)	1075800	5.00000	5.0126
95	4-Chlorophenyl-phenylether	204	5.954	5.954	(1.068)	483156	5.00000	4.9304
96	4-Nitroaniline	138	5.970	5.970	(1.071)	307642	5.00000	5.3835
98	4,6-Dinitro-2-methylphenol	198	5.986	5.986	(0.900)	222607	5.00000	5.1736
99	N-Nitrosodiphenylamine	169	6.034	6.034	(0.907)	786589	5.00000	5.1481
100	1,2-Diphenylhydrazine	77	6.071	6.071	(0.912)	1861794	5.00000	5.2449
106	4-Bromophenyl-phenylether	248	6.312	6.312	(0.949)	248047	5.00000	5.0697
107	Hexachlorobenzene	284	6.371	6.371	(0.957)	221565	5.00000	4.7159
212	Atrazine	200	6.403	6.403	(0.962)	239001	5.00000	5.4752
111	Pentachlorophenol	266	6.505	6.505	(0.977)	358748	10.0000	10.162
115	Phenanthrene	178	6.676	6.676	(1.003)	1571097	5.00000	4.9431
116	Anthracene	178	6.713	6.713	(1.009)	1604537	5.00000	5.2014
119	Carbazole	167	6.815	6.815	(1.024)	1471010	5.00000	5.1735
120	Di-n-Butylphthalate	149	7.029	7.029	(1.056)	1849143	5.00000	5.1447
123	Fluoranthene	202	7.537	7.537	(1.133)	1579311	5.00000	5.0052
124	Benzidine	184	7.612	7.612	(0.886)	919178	5.00000	4.9264
125	Pyrene	202	7.708	7.708	(0.897)	1686924	5.00000	5.1570
131	Butylbenzylphthalate	149	8.131	8.131	(0.946)	827038	5.00000	5.4404
133	3,3'-Dimethoxybenzidine	244	8.516	8.516	(0.991)	273343	5.00000	5.4099
135	3,3'-Dichlorobenzidine	252	8.548	8.548	(0.994)	539153	5.00000	5.4478
136	Benzo(a)Anthracene	228	8.591	8.591	(0.999)	1563993	5.00000	5.0183
137	Chrysene	228	8.617	8.617	(1.002)	1500306	5.00000	5.0976
138	4,4'-Methylene bis(o-chloroan	231	8.542	8.542	(0.994)	286797	5.00000	5.5312

	Compounds	QUANT SIG MASS	RT	EXP RT	REL RT	RESPONSE	AMOUNTS CAL-AMT (NG)	AMOUNTS ON-COL (NG)
139	bis(2-ethylhexyl)Phthalate	149	8.537	8.537	(0.993)	1168704	5.00000	5.4940
140	Di-n-octylphthalate	149	9.056	9.056	(0.910)	1947748	5.00000	5.1499
141	Benzo(b)fluoranthene	252	9.537	9.537	(0.958)	1629248	5.00000	5.8155
142	Benzo(k)fluoranthene	252	9.564	9.564	(0.961)	1339409	5.00000	4.8280
146	Benzo(a)pyrene	252	9.896	9.896	(0.994)	1318099	5.00000	5.2450
149	Indeno(1,2,3-cd)pyrene	276	11.436	11.436	(1.149)	1406794	5.00000	5.4766
150	Dibenz(a,h)anthracene	278	11.447	11.447	(1.150)	1185909	5.00000	5.3534
151	Benzo(g,h,i)perylene	276	11.880	11.880	(1.193)	1153319	5.00000	5.3656
198	1,4-Dioxane	88	1.648	1.648	(0.481)	264529	5.00000	5.4857
$ 154	Nitrobenzene-d5	82	3.798	3.798	(0.881)	867716	5.00000	4.9578
$ 155	2-Fluorobiphenyl	172	5.071	5.071	(0.910)	1025494	5.00000	4.8814
$ 156	Terphenyl-d14	244	7.794	7.794	(0.907)	976615	5.00000	5.1204
$ 157	Phenol-d5	99	3.135	3.135	(0.916)	855610	5.00000	5.2384
$ 158	2-Fluorophenol	112	2.563	2.563	(0.749)	572977	5.00000	5.3779
$ 159	2,4,6-Tribromophenol	330	6.146	6.146	(1.103)	96895	5.00000	5.3440
$ 186	2-Chlorophenol-d4	132	3.269	3.269	(0.955)	478419	5.00000	5.2741
$ 187	1,2-Dichlorobenzene-d4	152	3.531	3.531	(1.031)	322528	5.00000	5.1861
M 195	Cresols, total	100				1252265	5.00000	10.298
101	Diphenylamine	169	6.034	6.034	(0.907)	786589	5.00000	5.1481

TestAmerica North Canton

RECOVERY REPORT

OKMW 4/8/09

Client Name: Client SDG: SDGa00278
Sample Matrix: LIQUID Fraction: SV
Lab Smp Id: qcmrl
Level: LOW Operator: 001710
Data Type: MS DATA SampleType: mrl
SpikeList File: qcmrl.spk Quant Type: ISTD
Sublist File: qcmrl.sub
Method File: \\cansvr11\dd\chem\MSS\a4hp7.i\90407a.b\8270C-625.m
Misc Info:

SPIKE	COMPOUND	CONC ADDED ug/L	CONC RECOVERED ug/L	% RECOVERED	LIMITS
82	Acenaphthene	10.000	9.8837	98.84	70-130
79	Acenaphthylene	10.000	10.036	100.36	70-130
116	Anthracene	10.000	10.401	104.01	70-130
136	Benzo(a)Anthracene	10.000	9.7620	97.62	70-130
141	Benzo(b)fluoranthe	10.000	10.056	100.56	70-130
151	Benzo(g,h,i)peryle	10.000	10.215	102.15	70-130
146	Benzo(a)pyrene	10.000	10.112	101.12	70-130
29	Benzyl Alcohol	10.000	7.8736	78.74	70-130
44	bis(2-Chloroethoxy	10.000	10.176	101.76	70-130
23	bis(2-Chloroethyl)	10.000	9.9598	99.60	70-130
31	bis(2-Chloroisopro	10.000	10.538	105.39	70-130
139	bis(2-ethylhexyl)P	10.000	10.336	103.36	70-130
106	4-Bromophenyl-phen	10.000	10.541	105.41	70-130
131	Butylbenzylphthala	10.000	10.374	103.74	70-130
52	4-Chloroaniline	10.000	10.167	101.67	70-130
70	2-Chloronaphthalen	10.000	10.014	100.14	70-130
95	4-Chlorophenyl-phe	10.000	10.104	101.04	70-130
137	Chrysene	10.000	10.242	102.42	70-130
150	Dibenz(a,h)anthrac	10.000	10.503	105.03	70-130
86	Dibenzofuran	10.000	9.8831	98.83	70-130
120	Di-n-Butylphthalat	10.000	10.408	104.08	70-130
28	1,2-Dichlorobenzen	10.000	10.208	102.08	70-130
26	1,3-Dichlorobenzen	10.000	10.154	101.54	70-130
27	1,4-Dichlorobenzen	10.000	10.748	107.48	70-130
135	3,3'-Dichlorobenzi	10.000	10.780	107.80	70-130
93	Diethylphthalate	10.000	10.054	100.54	70-130
76	Dimethylphthalate	10.000	9.9397	99.40	70-130
87	2,4-Dinitrotoluene	10.000	10.767	107.67	70-130
78	2,6-Dinitrotoluene	10.000	10.441	104.41	70-130
140	Di-n-octylphthalat	10.000	10.362	103.63	70-130
123	Fluoranthene	10.000	10.222	102.22	70-130
94	Fluorene	10.000	10.127	101.27	70-130
107	Hexachlorobenzene	10.000	10.086	100.86	70-130
56	Hexachlorobutadien	10.000	9.2347	92.35	70-130
64	Hexachlorocyclopen	10.000	10.080	100.80	70-130
34	Hexachloroethane	10.000	10.117	101.17	70-130
149	Indeno(1,2,3-cd)py	10.000	10.453	104.53	70-130
41	Isophorone	10.000	10.164	101.64	70-130
63	1-Methylnaphthalen	10.000	10.008	100.09	70-130
62	2-Methylnaphthalen	10.000	9.8592	98.59	70-130

SPIKE	COMPOUND	CONC ADDED ug/L	CONC RECOVERED ug/L	% RECOVERED	LIMITS
51	Naphthalene	10.000	10.016	100.16	70-130
73	2-Nitroaniline	10.000	10.397	103.97	70-130
81	3-Nitroaniline	10.000	10.705	107.05	70-130
96	4-Nitroaniline	10.000	10.922	109.22	70-130
35	Nitrobenzene	10.000	9.9760	99.76	70-130
32	N-Nitroso-di-n-pro	10.000	10.258	102.58	70-130
99	N-Nitrosodiphenyla	10.000	10.468	104.68	70-130
115	Phenanthrene	10.000	10.145	101.45	70-130
125	Pyrene	10.000	10.023	100.23	70-130
50	1,2,4-Trichloroben	10.000	9.8981	98.98	70-130
49	Benzoic Acid	20.000	20.904	104.52	70-130
59	4-Chloro-3-Methylp	10.000	10.176	101.76	70-130
24	2-Chlorophenol	10.000	10.435	104.35	70-130
48	2,4-Dichlorophenol	10.000	10.382	103.83	70-130
43	2,4-Dimethylphenol	10.000	10.267	102.67	70-130
98	4,6-Dinitro-2-meth	10.000	10.735	107.35	70-130
83	2,4-Dinitrophenol	20.000	21.084	105.42	70-130
30	2-Methylphenol	10.000	9.9404	99.40	70-130
192	4-Methylphenol	10.000	10.713	107.13	70-130
42	2-Nitrophenol	10.000	10.635	106.35	70-130
85	4-Nitrophenol	10.000	10.396	103.96	70-130
111	Pentachlorophenol	20.000	19.675	98.37	70-130
22	Phenol	10.000	10.144	101.44	70-130
67	2,4,5-Trichlorophe	10.000	10.194	101.95	70-130
66	2,4,6-Trichlorophe	10.000	10.282	102.82	70-130
119	Carbazole	10.000	10.344	103.44	70-130
142	Benzo(k)fluoranthe	10.000	10.436	104.36	70-130
37	Acetophenone	10.000	10.299	102.99	70-130
209	Benzaldehyde	10.000	10.444	104.45	70-130
210	Caprolactam	10.000	9.9344	99.34	70-130
211	1,1'-Biphenyl	10.000	10.172	101.72	70-130
212	Atrazine	10.000	10.976	109.76	70-130
21	Aniline	10.000	10.344	103.44	70-130
10	N-Nitrosodimethyla	10.000	10.515	105.15	70-130
80	1,2-Dinitrobenzene	10.000	10.453	104.53	70-130
91	2,3,5,6-Tetrachlor	10.000	9.8775	98.78	70-130

Data File: \\cansvr11\dd\chem\MSS\a4hp7.i\90407a.b\QCMRL.D
Date : 07-APR-2009 09:41
Client ID:
Sample Info: qcmrl,90407a.b,8270C-625,1-827042d.sub
Volume Injected (uL): 0.5
Column phase: db5.625

Instrument: a4hp7.i
Operator: 001710
Column diameter: 0.32

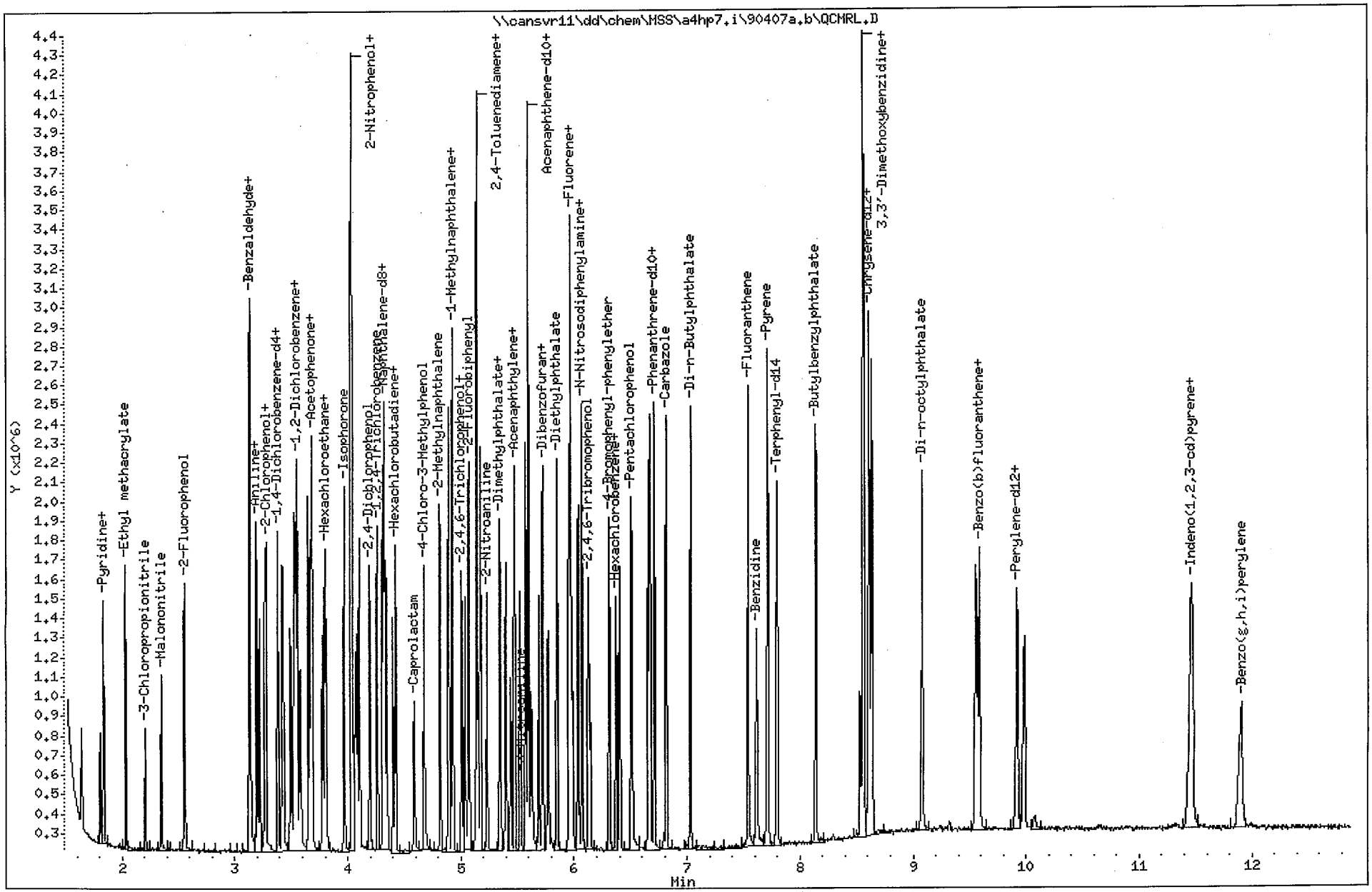

TestAmerica North Canton

Semivolatile REPORT SW-846 Method 8270

Data file : \\cansvr11\dd\chem\MSS\a4hp7.i\90407a.b\QCMRL.D
Lab Smp Id: qcmrl
Inj Date : 07-APR-2009 09:41
Operator : 001710 Inst ID: a4hp7.i
Smp Info : qcmrl,90407a.b,8270C-625,1-827042d.sub
Misc Info :
Comment :
Method : \\cansvr11\dd\chem\MSS\a4hp7.i\90407a.b\8270C-625.m
Meth Date : 07-Apr-2009 08:45 gruberj Quant Type: ISTD
Cal Date : 01-APR-2009 17:51 Cal File: 7SMH0401.D
Als bottle: 3 QC Sample: mrl
Dil Factor: 1.00000
Integrator: HP RTE Compound Sublist: qcmrl.sub
Target Version: 4.14
Processing Host: CANPMSSV01

Concentration Formula: Amt * DF * Uf * Vt/(Vo * Vi) * CpndVariable

Name	Value	Description
DF	1.000	Dilution Factor
Uf	1.000	ng unit correction factor
Vt	2000.000	Volume of final extract (uL)
Vo	1000.000	Volume of sample extracted (mL)
Vi	0.50000	Volume injected (uL)
Cpnd Variable		Local Compound Variable

	Compounds	QUANT SIG MASS	RT	EXP RT	REL RT	RESPONSE	CONCENTRATIONS ON-COLUMN (NG)	CONCENTRATIONS FINAL (ug/L)
*	1 1,4-Dichlorobenzene-d4	152	3.418	3.424	(1.000)	136951	2.00000	
*	2 Naphthalene-d8	136	4.312	4.312	(1.000)	571933	2.00000	
*	3 Acenaphthene-d10	164	5.574	5.574	(1.000)	298167	2.00000	
*	4 Phenanthrene-d10	188	6.654	6.654	(1.000)	471301	2.00000	
*	5 Chrysene-d12	240	8.617	8.596	(1.000)	401041	2.00000	
*	6 Perylene-d12	264	9.981	9.954	(1.000)	365948	2.00000	
	9 Pyridine	79	1.835	1.841	(0.537)	337600	2.67981	10.719
	10 N-Nitrosodimethylamine	74	1.809	1.814	(0.529)	178526	2.62866	10.515
	11 Ethyl methacrylate	69	2.033	2.038	(0.595)	294012	2.61604	10.464
	12 3-Chloropropionitrile	54	2.204	2.215	(0.645)	120389	2.53812	10.152
	13 Malononitrile	66	2.349	2.359	(0.687)	356105	2.65030	10.601
	209 Benzaldehyde	77	3.135	3.135	(0.917)	207857	2.61113	10.444
	21 Aniline	93	3.194	3.199	(0.934)	487555	2.58593	10.344
	22 Phenol	94	3.140	3.146	(0.919)	406777	2.53600	10.144
	23 bis(2-Chloroethyl)ether	93	3.221	3.220	(0.942)	312879	2.48996	9.9598
	24 2-Chlorophenol	128	3.279	3.279	(0.959)	236450	2.60880	10.435
	26 1,3-Dichlorobenzene	146	3.386	3.386	(0.991)	227976	2.53855	10.154
	27 1,4-Dichlorobenzene	146	3.434	3.434	(1.005)	221635	2.68709	10.748
	28 1,2-Dichlorobenzene	146	3.541	3.541	(1.036)	219887	2.55199	10.208
	29 Benzyl Alcohol	108	3.493	3.499	(1.022)	133810	1.96839	7.8736

	Compounds	QUANT SIG MASS	RT	EXP RT	REL RT	RESPONSE	CONCENTRATIONS ON-COLUMN (NG)	CONCENTRATIONS FINAL (ug/L)
30	2-Methylphenol	108	3.552	3.557	(1.039)	253890	2.48511	9.9404
31	bis(2-Chloroisopropyl)ether	45	3.579	3.584	(1.047)	226343	2.63463	10.538
37	Acetophenone	105	3.686	3.686	(1.078)	409215	2.57484	10.299
32	N-Nitroso-di-n-propylamine	70	3.675	3.680	(1.075)	264236	2.56457	10.258
192	4-Methylphenol	108	3.654	3.659	(1.069)	293841	2.67823	10.713
34	Hexachloroethane	117	3.777	3.777	(1.105)	101579	2.52932	10.117
35	Nitrobenzene	77	3.809	3.809	(0.883)	383712	2.49399	9.9760
41	Isophorone	82	3.969	3.975	(0.921)	692128	2.54102	10.164
42	2-Nitrophenol	139	4.034	4.033	(0.936)	133644	2.65883	10.635(Q)
43	2,4-Dimethylphenol	107	4.034	4.033	(0.936)	327604	2.56679	10.267
44	bis(2-Chloroethoxy)methane	93	4.103	4.103	(0.952)	367875	2.54404	10.176
46	2,4-Toluenediamene	121	5.130	5.130	(1.190)	82731	2.42943	9.7177
47	1,3,5-Trichlorobenzene	180	4.039	4.039	(0.937)	303405	3.37768	13.511
48	2,4-Dichlorophenol	162	4.194	4.199	(0.973)	179514	2.59565	10.382
49	Benzoic Acid	122	4.082	4.108	(0.947)	295968	5.22601	20.904
50	1,2,4-Trichlorobenzene	180	4.264	4.263	(0.989)	193824	2.47452	9.8981
51	Naphthalene	128	4.328	4.328	(1.004)	698070	2.50409	10.016
52	4-Chloroaniline	127	4.349	4.349	(1.009)	300422	2.54169	10.167
56	Hexachlorobutadiene	225	4.403	4.403	(1.021)	96224	2.30867	9.2347
210	Caprolactam	113	4.590	4.600	(1.064)	87655	2.48360	9.9344
57	1,2,3-Trichlorobenzene	180	4.424	4.424	(1.026)	181792	2.54527	10.181
59	4-Chloro-3-Methylphenol	107	4.675	4.675	(1.084)	275301	2.54407	10.176
62	2-Methylnaphthalene	142	4.814	4.814	(1.117)	371232	2.46481	9.8592
63	1-Methylnaphthalene	142	4.889	4.889	(1.134)	427987	2.50215	10.008
64	Hexachlorocyclopentadiene	237	4.927	4.927	(0.884)	116731	2.51996	10.080
66	2,4,6-Trichlorophenol	196	5.007	5.007	(0.898)	127008	2.57057	10.282
67	2,4,5-Trichlorophenol	196	5.039	5.039	(0.904)	133123	2.54865	10.194
211	1,1'-Biphenyl	154	5.146	5.146	(0.923)	533497	2.54309	10.172
68	1,2,3,5-Tetrachlorobenzene	216	4.927	4.927	(0.884)	178499	2.53253	10.130
70	2-Chloronaphthalene	162	5.173	5.173	(0.928)	386359	2.50349	10.014
73	2-Nitroaniline	65	5.232	5.232	(0.939)	194737	2.59928	10.397
74	1,2,3,4-Tetrachlorobenzene	216	5.146	5.146	(0.923)	163647	2.47908	9.9163
76	Dimethylphthalate	163	5.344	5.349	(0.959)	440012	2.48493	9.9397
78	2,6-Dinitrotoluene	165	5.397	5.397	(0.968)	108065	2.61018	10.441
79	Acenaphthylene	152	5.478	5.478	(0.983)	654895	2.50892	10.036
80	1,2-Dinitrobenzene	168	5.440	5.446	(0.976)	52943	2.61322	10.453
81	3-Nitroaniline	138	5.526	5.526	(0.991)	118795	2.67628	10.705
82	Acenaphthene	153	5.601	5.601	(1.005)	409310	2.47093	9.8837
83	2,4-Dinitrophenol	184	5.601	5.601	(1.005)	161403	5.27111	21.084(Q)
85	4-Nitrophenol	109	5.622	5.627	(1.009)	93221	2.59906	10.396
86	Dibenzofuran	168	5.724	5.724	(1.027)	552481	2.47079	9.8831
87	2,4-Dinitrotoluene	165	5.692	5.692	(1.021)	140689	2.69179	10.767
91	2,3,5,6-Tetrachlorophenol	232	5.772	5.772	(1.036)	96283	2.46938	9.8775
93	Diethylphthalate	149	5.852	5.852	(1.050)	462552	2.51361	10.054
94	Fluorene	166	5.970	5.970	(1.071)	468318	2.53173	10.127
95	4-Chlorophenyl-phenylether	204	5.954	5.954	(1.068)	213344	2.52594	10.104
96	4-Nitroaniline	138	5.970	5.970	(1.071)	127302	2.73051	10.922
98	4,6-Dinitro-2-methylphenol	198	5.986	5.986	(0.900)	89241	2.68376	10.735
99	N-Nitrosodiphenylamine	169	6.039	6.034	(0.908)	334608	2.61697	10.468
100	1,2-Diphenylhydrazine	77	6.071	6.071	(0.912)	779925	2.62555	10.502
106	4-Bromophenyl-phenylether	248	6.312	6.312	(0.949)	107895	2.63521	10.541
107	Hexachlorobenzene	284	6.371	6.371	(0.957)	99136	2.52149	10.086
212	Atrazine	200	6.403	6.403	(0.962)	100236	2.74405	10.976
111	Pentachlorophenol	266	6.510	6.505	(0.978)	138369	4.91870	19.675

	Compounds	QUANT SIG MASS	RT	EXP RT	REL RT	RESPONSE	CONCENTRATIONS ON-COLUMN (NG)	CONCENTRATIONS FINAL (ug/L)
115	Phenanthrene	178	6.676	6.676	(1.003)	674585	2.53629	10.145
116	Anthracene	178	6.713	6.713	(1.009)	671239	2.60023	10.401
119	Carbazole	167	6.815	6.815	(1.024)	615303	2.58597	10.344
120	Di-n-Butylphthalate	149	7.029	7.029	(1.056)	782632	2.60204	10.408
123	Fluoranthene	202	7.542	7.537	(1.133)	674768	2.55547	10.222
124	Benzidine	184	7.617	7.612	(0.884)	335322	2.33784	9.3513
125	Pyrene	202	7.713	7.708	(0.895)	706672	2.50573	10.023
131	Butylbenzylphthalate	149	8.136	8.131	(0.944)	339907	2.59348	10.374
133	3,3'-Dimethoxybenzidine	244	8.532	8.516	(0.990)	110444	2.73270	10.931
135	3,3'-Dichlorobenzidine	252	8.564	8.548	(0.994)	229949	2.69496	10.780
136	Benzo(a)Anthracene	228	8.607	8.591	(0.999)	655754	2.44051	9.7620
137	Chrysene	228	8.633	8.617	(1.002)	649744	2.56061	10.242
138	4,4'-Methylene bis(o-chloroan	231	8.558	8.542	(0.993)	123241	2.75688	11.028
139	bis(2-ethylhexyl)Phthalate	149	8.553	8.537	(0.993)	473902	2.58397	10.336
140	Di-n-octylphthalate	149	9.077	9.056	(0.909)	782627	2.59063	10.362
141	Benzo(b)fluoranthene	252	9.553	9.537	(0.957)	599805	2.51398	10.056
142	Benzo(k)fluoranthene	252	9.585	9.564	(0.960)	616397	2.60898	10.436
146	Benzo(a)pyrene	252	9.917	9.896	(0.994)	541042	2.52804	10.112
149	Indeno(1,2,3-cd)pyrene	276	11.452	11.436	(1.147)	571650	2.61316	10.453
150	Dibenz(a,h)anthracene	278	11.468	11.447	(1.149)	495371	2.62579	10.503
151	Benzo(g,h,i)perylene	276	11.901	11.880	(1.192)	467467	2.55372	10.215
198	1,4-Dioxane	88	1.637	1.648	(0.479)	117118	2.78752	11.150
101	Diphenylamine	169	6.039	6.034	(0.908)	334608	2.61697	10.468

QC Flag Legend

Q - Qualifier signal failed the ratio test.

TestAmerica North Canton

RECOVERY REPORT

OKMW 4/8/09

Client Name: Client SDG: SDGa00278
Sample Matrix: LIQUID Fraction: SV
Lab Smp Id: qcmrlcl
Level: LOW Operator: 001710
Data Type: MS DATA SampleType: mrl
SpikeList File: qcmrl.spk Quant Type: ISTD
Sublist File: qcmrl.sub
Method File: \\cansvr11\dd\chem\MSS\a4hp7.i\90407a.b\8270C-625.m
Misc Info:

SPIKE	COMPOUND	CONC ADDED ug/L	CONC RECOVERED ug/L	% RECOVERED	LIMITS
82	Acenaphthene	10.000	9.9595	99.59	70-130
79	Acenaphthylene	10.000	10.221	102.21	70-130
116	Anthracene	10.000	10.473	104.73	70-130
136	Benzo(a)Anthracene	10.000	9.9724	99.72	70-130
141	Benzo(b)fluoranthe	10.000	9.9263	99.26	70-130
151	Benzo(g,h,i)peryle	10.000	10.254	102.54	70-130
146	Benzo(a)pyrene	10.000	10.226	102.26	70-130
29	Benzyl Alcohol	10.000	8.2371	82.37	70-130
44	bis(2-Chloroethoxy	10.000	10.085	100.85	70-130
23	bis(2-Chloroethyl)	10.000	9.7664	97.66	70-130
31	bis(2-Chloroisopro	10.000	10.861	108.61	70-130
139	bis(2-ethylhexyl)P	10.000	10.769	107.69	70-130
106	4-Bromophenyl-phen	10.000	10.645	106.45	70-130
131	Butylbenzylphthala	10.000	10.733	107.33	70-130
52	4-Chloroaniline	10.000	9.3849	93.85	70-130
70	2-Chloronaphthalen	10.000	9.7676	97.68	70-130
95	4-Chlorophenyl-phe	10.000	9.9240	99.24	70-130
137	Chrysene	10.000	10.355	103.55	70-130
150	Dibenz(a,h)anthrac	10.000	10.464	104.64	70-130
86	Dibenzofuran	10.000	9.9515	99.51	70-130
120	Di-n-Butylphthalat	10.000	10.473	104.73	70-130
28	1,2-Dichlorobenzen	10.000	10.475	104.75	70-130
26	1,3-Dichlorobenzen	10.000	10.397	103.97	70-130
27	1,4-Dichlorobenzen	10.000	10.162	101.62	70-130
135	3,3'-Dichlorobenzi	10.000	10.531	105.31	70-130
93	Diethylphthalate	10.000	10.342	103.43	70-130
76	Dimethylphthalate	10.000	10.416	104.17	70-130
87	2,4-Dinitrotoluene	10.000	10.577	105.77	70-130
78	2,6-Dinitrotoluene	10.000	10.471	104.71	70-130
140	Di-n-octylphthalat	10.000	10.477	104.77	70-130
123	Fluoranthene	10.000	10.032	100.32	70-130
94	Fluorene	10.000	10.136	101.36	70-130
107	Hexachlorobenzene	10.000	10.167	101.67	70-130
56	Hexachlorobutadien	10.000	9.9467	99.47	70-130
64	Hexachlorocyclopen	10.000	9.0601	90.60	70-130
34	Hexachloroethane	10.000	10.088	100.88	70-130
149	Indeno(1,2,3-cd)py	10.000	10.646	106.46	70-130
41	Isophorone	10.000	10.516	105.16	70-130
63	1-Methylnaphthalen	10.000	10.250	102.50	70-130
62	2-Methylnaphthalen	10.000	10.060	100.60	70-130

SPIKE	COMPOUND	CONC ADDED ug/L	CONC RECOVERED ug/L	% RECOVERED	LIMITS
51	Naphthalene	10.000	9.7694	97.69	70-130
73	2-Nitroaniline	10.000	10.211	102.11	70-130
81	3-Nitroaniline	10.000	9.7028	97.03	70-130
96	4-Nitroaniline	10.000	10.422	104.22	70-130
35	Nitrobenzene	10.000	9.9656	99.66	70-130
32	N-Nitroso-di-n-pro	10.000	10.337	103.37	70-130
99	N-Nitrosodiphenyla	10.000	10.341	103.41	70-130
115	Phenanthrene	10.000	10.030	100.30	70-130
125	Pyrene	10.000	10.047	100.47	70-130
50	1,2,4-Trichloroben	10.000	10.140	101.40	70-130
49	Benzoic Acid	20.000	4.9088	24.54*	70-130
59	4-Chloro-3-Methylp	10.000	9.7256	97.26	70-130
24	2-Chlorophenol	10.000	10.372	103.72	70-130
48	2,4-Dichlorophenol	10.000	10.122	101.23	70-130
43	2,4-Dimethylphenol	10.000	10.055	100.55	70-130
98	4,6-Dinitro-2-meth	10.000	6.7549	67.55*	70-130
83	2,4-Dinitrophenol	20.000	6.2382	31.19*	70-130
30	2-Methylphenol	10.000	11.167	111.67	70-130
192	4-Methylphenol	10.000	10.443	104.43	70-130
42	2-Nitrophenol	10.000	10.433	104.33	70-130
85	4-Nitrophenol	10.000	7.9945	79.95	70-130
111	Pentachlorophenol	20.000	16.714	83.57	70-130
22	Phenol	10.000	9.7528	97.53	70-130
67	2,4,5-Trichlorophe	10.000	10.731	107.31	70-130
66	2,4,6-Trichlorophe	10.000	9.6497	96.50	70-130
119	Carbazole	10.000	10.221	102.21	70-130
142	Benzo(k)fluoranthe	10.000	10.451	104.51	70-130
37	Acetophenone	10.000	10.537	105.37	70-130
209	Benzaldehyde	10.000	11.157	111.57	70-130
210	Caprolactam	10.000	10.038	100.38	70-130
211	1,1'-Biphenyl	10.000	9.8561	98.56	70-130
212	Atrazine	10.000	10.995	109.95	70-130
21	Aniline	10.000	10.238	102.38	70-130
10	N-Nitrosodimethyla	10.000	10.406	104.06	70-130
80	1,2-Dinitrobenzene	10.000	9.5492	95.49	70-130
91	2,3,5,6-Tetrachlor	10.000	9.7345	97.35	70-130



Data File: \\cansvr11\dd\chem\MSS\a4hp7,i\90407a,b\QCMRLCL2,D
Date : 07-APR-2009 18:43
Client ID:
Sample Info: qcmrlcl,90407a,b,8270C-625,1-827042d,sub
Volume Injected (uL): 0.5
Column phase: db5,625

Instrument: a4hp7,i
Operator: 001710
Column diameter: 0.32

TestAmerica North Canton

Semivolatile REPORT SW-846 Method 8270

Data file : \\cansvr11\dd\chem\MSS\a4hp7.i\90407a.b\QCMRLCL2.D
Lab Smp Id: qcmrlcl
Inj Date : 07-APR-2009 18:43
Operator : 001710 Inst ID: a4hp7.i
Smp Info : qcmrlcl,90407a.b,8270C-625,1-827042d.sub
Misc Info :
Comment :
Method : \\cansvr11\dd\chem\MSS\a4hp7.i\90407a.b\8270C-625.m
Meth Date : 07-Apr-2009 08:45 gruberj Quant Type: ISTD
Cal Date : 01-APR-2009 17:51 Cal File: 7SMH0401.D
Als bottle: 3 QC Sample: mrl
Dil Factor: 1.00000
Integrator: HP RTE Compound Sublist: qcmrl.sub
Target Version: 4.14

Concentration Formula: Amt * DF * Uf * Vt/(Vo * Vi) * CpndVariable

Name	Value	Description
DF	1.000	Dilution Factor
Uf	1.000	ng unit correction factor
Vt	2000.000	Volume of final extract (uL)
Vo	1000.000	Volume of sample extracted (mL)
Vi	0.50000	Volume injected (uL)
Cpnd Variable		Local Compound Variable

	Compounds	QUANT SIG MASS	RT	EXP RT	REL RT	RESPONSE	CONCENTRATIONS ON-COLUMN (NG)	CONCENTRATIONS FINAL (ug/L)
* 1	1,4-Dichlorobenzene-d4	152	3.418	3.424	(1.000)	190749	2.00000	
* 2	Naphthalene-d8	136	4.312	4.312	(1.000)	785220	2.00000	
* 3	Acenaphthene-d10	164	5.574	5.574	(1.000)	418856	2.00000	
* 4	Phenanthrene-d10	188	6.654	6.654	(1.000)	680051	2.00000	
* 5	Chrysene-d12	240	8.596	8.596	(1.000)	576073	2.00000	
* 6	Perylene-d12	264	9.960	9.954	(1.000)	533543	2.00000	
9	Pyridine	79	1.835	1.841	(0.537)	423983	2.41631	9.6652
10	N-Nitrosodimethylamine	74	1.808	1.814	(0.529)	246084	2.60147	10.406
11	Ethyl methacrylate	69	2.038	2.038	(0.596)	394667	2.52124	10.085
12	3-Chloropropionitrile	54	2.210	2.215	(0.646)	174253	2.63760	10.550
13	Malononitrile	66	2.354	2.359	(0.689)	497210	2.65681	10.627
209	Benzaldehyde	77	3.135	3.135	(0.917)	309266	2.78933	11.157
21	Aniline	93	3.199	3.199	(0.936)	672138	2.55949	10.238
22	Phenol	94	3.140	3.146	(0.919)	544719	2.43820	9.7528
23	bis(2-Chloroethyl)ether	93	3.220	3.220	(0.942)	427322	2.44160	9.7664
24	2-Chlorophenol	128	3.279	3.279	(0.959)	327334	2.59296	10.372
26	1,3-Dichlorobenzene	146	3.386	3.386	(0.991)	325119	2.59922	10.397
27	1,4-Dichlorobenzene	146	3.434	3.434	(1.005)	291851	2.54043	10.162
28	1,2-Dichlorobenzene	146	3.541	3.541	(1.036)	314280	2.61878	10.475
29	Benzyl Alcohol	108	3.493	3.499	(1.022)	194979	2.05927	8.2371
30	2-Methylphenol	108	3.552	3.557	(1.039)	397250	2.79169	11.167

	Compounds	QUANT SIG MASS	RT	EXP RT	REL RT	RESPONSE	CONCENTRATIONS ON-COLUMN (NG)	CONCENTRATIONS FINAL (ug/L)
31	bis(2-Chloroisopropyl)ether	45	3.579	3.584	(1.047)	324901	2.71523	10.861
37	Acetophenone	105	3.686	3.686	(1.078)	583130	2.63431	10.537
32	N-Nitroso-di-n-propylamine	70	3.675	3.680	(1.075)	370855	2.58422	10.337
192	4-Methylphenol	108	3.654	3.659	(1.069)	398943	2.61065	10.443
34	Hexachloroethane	117	3.777	3.777	(1.105)	141074	2.52202	10.088
35	Nitrobenzene	77	3.809	3.809	(0.883)	526261	2.49140	9.9656
41	Isophorone	82	3.969	3.975	(0.921)	983131	2.62897	10.516
42	2-Nitrophenol	139	4.033	4.033	(0.935)	179996	2.60830	10.433(Q)
43	2,4-Dimethylphenol	107	4.033	4.033	(0.935)	440497	2.51384	10.055
44	bis(2-Chloroethoxy)methane	93	4.103	4.103	(0.952)	500561	2.52136	10.085
46	2,4-Toluenediamene	121	5.130	5.130	(1.190)	126512	2.70596	10.824
47	1,3,5-Trichlorobenzene	180	4.039	4.039	(0.937)	425537	3.45054	13.802
48	2,4-Dichlorophenol	162	4.194	4.199	(0.973)	240287	2.53064	10.122
49	Benzoic Acid	122	4.066	4.108	(0.943)	56410	1.22719	4.9088(QRM)
50	1,2,4-Trichlorobenzene	180	4.263	4.263	(0.989)	272617	2.53507	10.140
51	Naphthalene	128	4.328	4.328	(1.004)	934769	2.44235	9.7694
52	4-Chloroaniline	127	4.344	4.349	(1.007)	380736	2.34622	9.3849
56	Hexachlorobutadiene	225	4.403	4.403	(1.021)	142294	2.48667	9.9467
210	Caprolactam	113	4.595	4.600	(1.066)	121731	2.50961	10.038
57	1,2,3-Trichlorobenzene	180	4.424	4.424	(1.026)	256509	2.61587	10.463
59	4-Chloro-3-Methylphenol	107	4.675	4.675	(1.084)	361230	2.43141	9.7256
62	2-Methylnaphthalene	142	4.814	4.814	(1.117)	520057	2.51502	10.060
63	1-Methylnaphthalene	142	4.889	4.889	(1.134)	601760	2.56248	10.250
64	Hexachlorocyclopentadiene	237	4.927	4.927	(0.884)	147391	2.26503	9.0601
66	2,4,6-Trichlorophenol	196	5.007	5.007	(0.898)	167440	2.41242	9.6497
67	2,4,5-Trichlorophenol	196	5.039	5.039	(0.904)	196842	2.68268	10.731
211	1,1'-Biphenyl	154	5.146	5.146	(0.923)	726138	2.46402	9.8561
68	1,2,3,5-Tetrachlorobenzene	216	4.927	4.927	(0.884)	259196	2.61783	10.471
70	2-Chloronaphthalene	162	5.173	5.173	(0.928)	529394	2.44190	9.7676
73	2-Nitroaniline	65	5.232	5.232	(0.939)	268661	2.55273	10.211
74	1,2,3,4-Tetrachlorobenzene	216	5.141	5.146	(0.922)	230944	2.49049	9.9620
76	Dimethylphthalate	163	5.344	5.349	(0.959)	647769	2.60414	10.416
78	2,6-Dinitrotoluene	165	5.397	5.397	(0.968)	152251	2.61782	10.471
79	Acenaphthylene	152	5.472	5.478	(0.982)	936963	2.55525	10.221
80	1,2-Dinitrobenzene	168	5.440	5.446	(0.976)	67943	2.38730	9.5492
81	3-Nitroaniline	138	5.526	5.526	(0.991)	151254	2.42569	9.7028
82	Acenaphthene	153	5.601	5.601	(1.005)	579394	2.48987	9.9595(Q)
83	2,4-Dinitrophenol	184	5.601	5.601	(1.005)	46290	1.55956	6.2382(QR)
85	4-Nitrophenol	109	5.627	5.627	(1.010)	100701	1.99863	7.9945
86	Dibenzofuran	168	5.724	5.724	(1.027)	781475	2.48787	9.9515
87	2,4-Dinitrotoluene	165	5.692	5.692	(1.021)	194154	2.64437	10.577
91	2,3,5,6-Tetrachlorophenol	232	5.772	5.772	(1.036)	133297	2.43363	9.7345
93	Diethylphthalate	149	5.852	5.852	(1.050)	668398	2.58564	10.342
94	Fluorene	166	5.970	5.970	(1.071)	658449	2.53393	10.136
95	4-Chlorophenyl-phenylether	204	5.954	5.954	(1.068)	294366	2.48099	9.9240
96	4-Nitroaniline	138	5.970	5.970	(1.071)	170044	2.60538	10.422
98	4,6-Dinitro-2-methylphenol	198	5.986	5.986	(0.900)	74424	1.68872	6.7549(R)
99	N-Nitrosodiphenylamine	169	6.034	6.034	(0.907)	476946	2.58517	10.341
100	1,2-Diphenylhydrazine	77	6.071	6.071	(0.912)	1106976	2.58263	10.330
106	4-Bromophenyl-phenylether	248	6.312	6.312	(0.949)	157225	2.66130	10.645
107	Hexachlorobenzene	284	6.371	6.371	(0.957)	144196	2.54176	10.167
212	Atrazine	200	6.403	6.403	(0.962)	144879	2.74872	10.995
111	Pentachlorophenol	266	6.510	6.505	(0.978)	167945	4.17850	16.714
115	Phenanthrene	178	6.676	6.676	(1.003)	962308	2.50746	10.030

Compounds	QUANT SIG MASS	RT	EXP RT	REL RT	RESPONSE	CONCENTRATIONS ON-COLUMN (NG)	CONCENTRATIONS FINAL (ug/L)
116 Anthracene	178	6.713	6.713	(1.009)	975228	2.61817	10.473
119 Carbazole	167	6.815	6.815	(1.024)	877287	2.55525	10.221
120 Di-n-Butylphthalate	149	7.029	7.029	(1.056)	1136325	2.61828	10.473
123 Fluoranthene	202	7.537	7.537	(1.133)	955540	2.50796	10.032
124 Benzidine	184	7.617	7.612	(0.886)	468069	2.28319	9.1328
125 Pyrene	202	7.708	7.708	(0.897)	1017556	2.51181	10.047
131 Butylbenzylphthalate	149	8.131	8.131	(0.946)	505147	2.68319	10.733
133 3,3'-Dimethoxybenzidine	244	8.516	8.516	(0.991)	143813	2.50212	10.008
135 3,3'-Dichlorobenzidine	252	8.548	8.548	(0.994)	322698	2.63287	10.531
136 Benzo(a)Anthracene	228	8.591	8.591	(0.999)	962253	2.49310	9.9724
137 Chrysene	228	8.617	8.617	(1.002)	943591	2.58879	10.355
138 4,4'-Methylene bis(o-chloroan	231	8.542	8.542	(0.994)	164290	2.55850	10.234
139 bis(2-ethylhexyl)Phthalate	149	8.537	8.537	(0.993)	709289	2.69236	10.769
140 Di-n-octylphthalate	149	9.056	9.056	(0.909)	1154913	2.61916	10.477
141 Benzo(b)fluoranthene	252	9.537	9.537	(0.958)	863229	2.48158	9.9263
142 Benzo(k)fluoranthene	252	9.564	9.564	(0.960)	900025	2.61285	10.451
146 Benzo(a)pyrene	252	9.901	9.896	(0.994)	797688	2.55644	10.226
149 Indeno(1,2,3-cd)pyrene	276	11.431	11.436	(1.148)	848836	2.66140	10.646
150 Dibenz(a,h)anthracene	278	11.447	11.447	(1.149)	719512	2.61588	10.464
151 Benzo(g,h,i)perylene	276	11.885	11.880	(1.193)	684168	2.56351	10.254
198 1,4-Dioxane	88	1.643	1.648	(0.481)	147746	2.52472	10.099
101 Diphenylamine	169	6.034	6.034	(0.907)	476946	2.58517	10.341

QC Flag Legend

Q - Qualifier signal failed the ratio test.
R - Spike/Surrogate failed recovery limits.
M - Compound response manually integrated.

Data File Name: QCMRLCL2.D
Inj. Date and Time: 07-APR-2009 18:43
Instrument ID: a4hp7.i
Client ID:
Compound Name: Benzoic Acid
CAS #: 65-85-0
Report Date: 04/08/2009

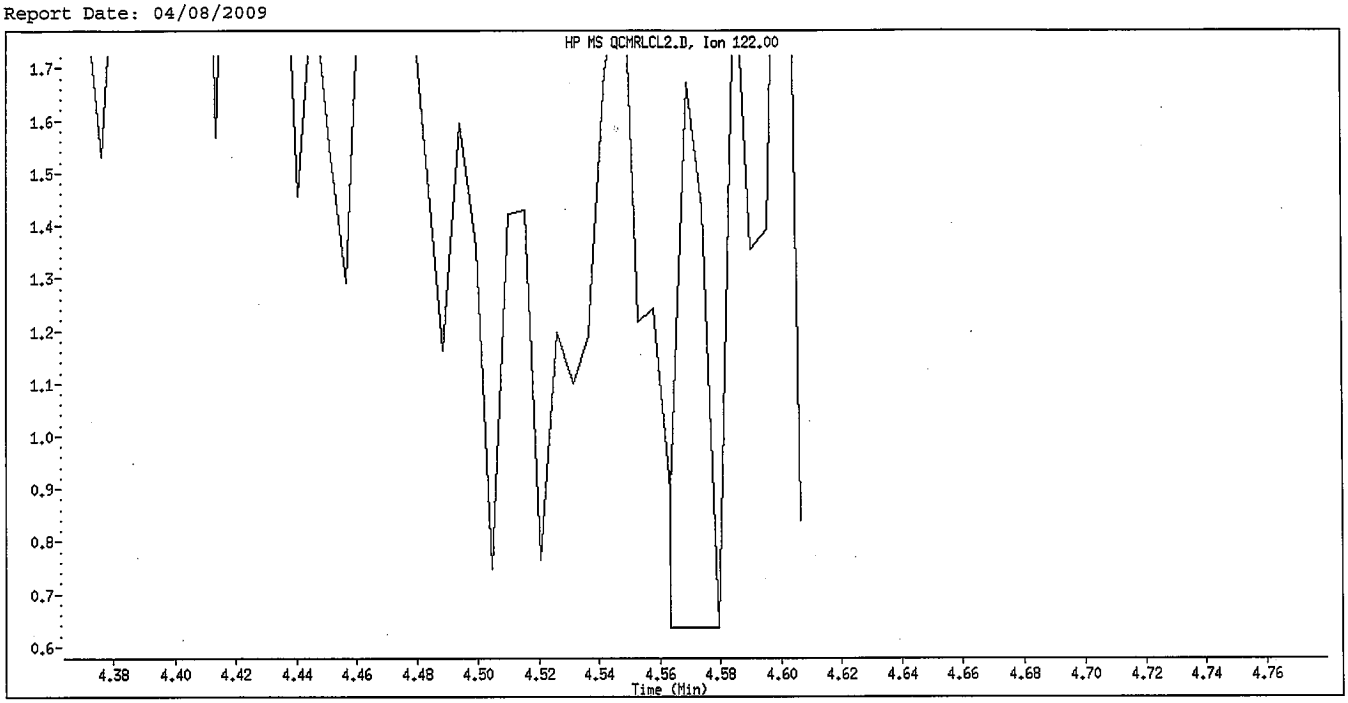

Original Integration

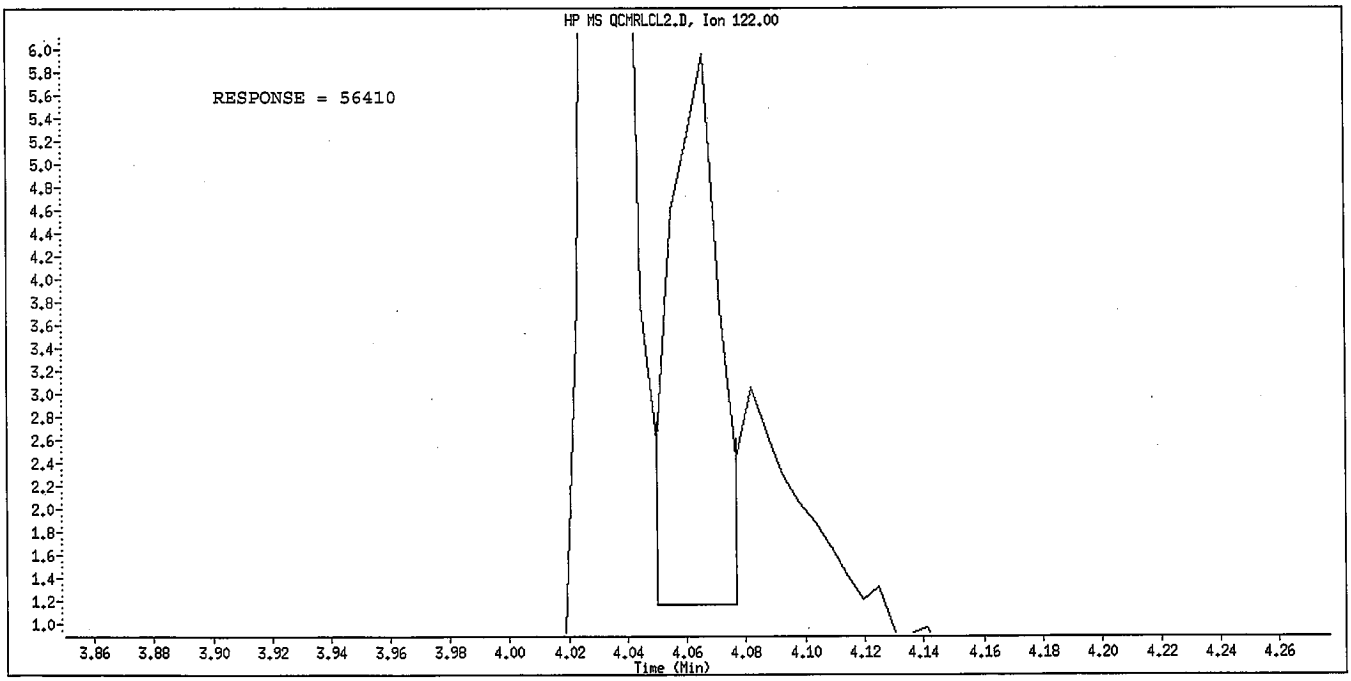

Manual Integration

Manually Integrated By: gruberj
Manual Integration Reason: Peak not found

Report Date: 08-Apr-2009 08:30

Calibration History

Method : \\cansvr11\dd\chem\MSS\a4hp7.i\90408a.b\8270C-625.m
Start Cal Date: 01-APR-2009 15:12
End Cal Date : 01-APR-2009 17:51
Last Cal Level: 6
Last Cal Type : Continuing Calibration

Initial Calibration

Injection Date	Sublist	Calibration File
Cal Level: 1 , Cal Amount: 0.05000		
01-APR-2009 16:31	pah	\\cansvr11\dd\chem\MSS\a4hp7.i\90401a.b\7SLL0401.D
Cal Level: 2 , Cal Amount: 0.25000		
01-APR-2009 16:11	1-827042d	\\cansvr11\dd\chem\MSS\a4hp7.i\90401a.b\7SL0401.D
Cal Level: 3 , Cal Amount: 0.50000		
01-APR-2009 15:51	1-827042d	\\cansvr11\dd\chem\MSS\a4hp7.i\90401a.b\7SML0401.D
Cal Level: 4 , Cal Amount: 1.00000		
01-APR-2009 15:31	1-827042d	\\cansvr11\dd\chem\MSS\a4hp7.i\90401a.b\7SM0401.D
Cal Level: 5 , Cal Amount: 2.50000		
01-APR-2009 15:12	1-827042d	\\cansvr11\dd\chem\MSS\a4hp7.i\90401a.b\7SMM0401.D
Cal Level: 6 , Cal Amount: 5.00000		
01-APR-2009 17:51	1-827042d	\\cansvr11\dd\chem\MSS\a4hp7.i\90401a.b\7SMH0401.D
Cal Level: 7 , Cal Amount: 7.50000		
01-APR-2009 17:31	1-827042d	\\cansvr11\dd\chem\MSS\a4hp7.i\90401a.b\7SH0401.D
Cal Level: 8 , Cal Amount: 10.00000		

01-APR-2009 17:11	1-827042d	\\cansvr11\dd\chem\MSS\a4hp7.i\90401a.b\7SHH0401.D

Cal Level: 9 , Cal Amount: 12.50000		
01-APR-2009 16:51	1-827042d	\\cansvr11\dd\chem\MSS\a4hp7.i\90401a.b\7HHH0401.D

Continuing Calibration
Ccal Level Mode: GLOBAL LEVEL 6

08-APR-2009 09:12	1-827042d	\\cansvr11\dd\chem\MSS\a4hp7.i\90408a.b\7SMH0408.D

TestAmerica North Canton

CONTINUING CALIBRATION COMPOUNDS

Instrument ID: a4hp7.i
Lab File ID: 7SMH0408.D
Analysis Type:
Lab Sample ID: 16
Method: \\cansvr11\dd\chem\MSS\a4hp7.i\90408a.b\8270C-625.m

Injection Date: 08-APR-2009 09:12
Init. Cal. Date(s): 01-APR-2009 01-APR-2009
Init. Cal. Times: 15:12 17:51
Quant Type: ISTD

COMPOUND	RRF / AMOUNT	RF5	CCAL RRF5	MIN RRF	%D / %DRIFT	MAX %D / %DRIFT	CURVE TYPE
9 Pyridine	1.83977	1.94630	1.94630	0.010	-5.79009	50.00000	Averaged
10 N-Nitrosodimethylamine	0.99182	1.06305	1.06305	0.010	-7.18191	50.00000	Averaged
11 Ethyl methacrylate	1.64129	1.71579	1.71579	0.010	-4.53918	50.00000	Averaged
12 3-Chloropropionitrile	0.69269	0.73077	0.73077	0.010	-5.49719	50.00000	Averaged
13 Malononitrile	1.96222	2.13462	2.13462	0.010	-8.78581	50.00000	Averaged
209 Benzaldehyde	1.16252	1.06119	1.06119	0.010	8.71669	50.00000	Averaged
21 Aniline	2.75342	2.95240	2.95240	0.010	-7.22670	50.00000	Averaged
22 Phenol	2.34246	2.41078	2.41078	0.010	-2.91690	20.00000	Averaged
23 bis(2-Chloroethyl)ether	1.83505	1.80430	1.80430	0.010	1.67603	50.00000	Averaged
24 2-Chlorophenol	1.32362	1.39244	1.39244	0.010	-5.19943	50.00000	Averaged
26 1,3-Dichlorobenzene	1.31150	1.33608	1.33608	0.010	-1.87458	50.00000	Averaged
27 1,4-Dichlorobenzene	1.20454	1.22913	1.22913	0.010	-2.04137	20.00000	Averaged
28 1,2-Dichlorobenzene	1.25831	1.28196	1.28196	0.010	-1.87994	50.00000	Averaged
29 Benzyl Alcohol	0.99276	0.97231	0.97231	0.010	2.05971	50.00000	Averaged
30 2-Methylphenol	1.49199	1.47802	1.47802	0.010	0.93588	50.00000	Averaged
31 bis(2-Chloroisopropyl)ether	1.25462	1.35184	1.35184	0.010	-7.74886	50.00000	Averaged
37 Acetophenone	2.32095	2.35244	2.35244	0.010	-1.35661	50.00000	Averaged
32 N-Nitroso-di-n-propylamine	1.50467	1.54008	1.54008	0.050	-2.35288	50.00000	Averaged
192 4-Methylphenol	1.60225	1.67945	1.67945	0.010	-4.81857	50.00000	Averaged
34 Hexachloroethane	0.58650	0.59838	0.59838	0.010	-2.02624	50.00000	Averaged
35 Nitrobenzene	0.53802	0.53868	0.53868	0.010	-0.12387	50.00000	Averaged
41 Isophorone	0.95250	1.00946	1.00946	0.010	-5.98081	50.00000	Averaged
42 2-Nitrophenol	0.17577	0.19260	0.19260	0.010	-9.57711	20.00000	Averaged
43 2,4-Dimethylphenol	0.44632	0.46247	0.46247	0.010	-3.61991	50.00000	Averaged
44 bis(2-Chloroethoxy)methane	0.50566	0.51793	0.51793	0.010	-2.42511	50.00000	Averaged
46 2,4-Toluenediamene	0.11908	0.09097	0.09097	0.010	23.60427	50.00000	Averaged
47 1,3,5-Trichlorobenzene	0.31411	0.32269	0.32269	0.010	-2.72860	50.00000	Averaged
48 2,4-Dichlorophenol	0.24185	0.25636	0.25636	0.010	-5.99958	20.00000	Averaged
49 Benzoic Acid	10.00000	11.66331	0.25927	0.010	-16.63311	0.000e+000	Quadratic
50 1,2,4-Trichlorobenzene	0.27391	0.28205	0.28205	0.010	-2.97297	50.00000	Averaged
51 Naphthalene	0.97484	0.97285	0.97285	0.010	0.20464	50.00000	Averaged
52 4-Chloroaniline	0.41333	0.40226	0.40226	0.010	2.67637	50.00000	Averaged
56 Hexachlorobutadiene	0.14575	0.13588	0.13588	0.010	6.77383	20.00000	Averaged
210 Caprolactam	5.00000	5.13426	0.13417	0.010	-2.68522	0.000e+000	Quadratic
57 1,2,3-Trichlorobenzene	0.24976	0.25895	0.25895	0.010	-3.67722	50.00000	Averaged
59 4-Chloro-3-Methylphenol	0.37841	0.39651	0.39651	0.010	-4.78214	20.00000	Averaged
62 2-Methylnaphthalene	0.52668	0.53369	0.53369	0.010	-1.33128	50.00000	Averaged
63 1-Methylnaphthalene	0.59814	0.60901	0.60901	0.010	-1.81672	50.00000	Averaged
64 Hexachlorocyclopentadiene	0.31072	0.31440	0.31440	0.050	-1.18571	50.00000	Averaged
66 2,4,6-Trichlorophenol	0.33142	0.34320	0.34320	0.010	-3.55531	20.00000	Averaged
67 2,4,5-Trichlorophenol	0.35036	0.34690	0.34690	0.010	0.98823	50.00000	Averaged
211 1,1'-Biphenyl	1.40715	1.41025	1.41025	0.010	-0.22060	50.00000	Averaged

TestAmerica North Canton

CONTINUING CALIBRATION COMPOUNDS

Instrument ID: a4hp7.i
Lab File ID: 7SMH0408.D
Analysis Type:
Lab Sample ID: 16
Method: \\cansvr11\dd\chem\MSS\a4hp7.i\90408a.b\8270C-625.m

Injection Date: 08-APR-2009 09:12
Init. Cal. Date(s): 01-APR-2009 01-APR-2009
Init. Cal. Times: 15:12 17:51
Quant Type: ISTD

COMPOUND	RRF / AMOUNT	RF5	CCAL RRF5	MIN RRF	%D / %DRIFT	MAX %D / %DRIFT	CURVE TYPE
68 1,2,3,5-Tetrachlorobenzene	0.47277	0.47838	0.47838	0.010	-1.18663	50.00000	Averaged
70 2-Chloronaphthalene	1.03518	1.03806	1.03806	0.010	-0.27843	50.00000	Averaged
73 2-Nitroaniline	0.50253	0.53626	0.53626	0.010	-6.71054	50.00000	Averaged
74 1,2,3,4-Tetrachlorobenzene	0.44278	0.44637	0.44637	0.010	-0.81184	50.00000	Averaged
76 Dimethylphthalate	1.18774	1.19820	1.19820	0.010	-0.88054	50.00000	Averaged
78 2,6-Dinitrotoluene	0.27771	0.29625	0.29625	0.010	-6.67717	50.00000	Averaged
79 Acenaphthylene	1.75087	1.77614	1.77614	0.010	-1.44275	50.00000	Averaged
80 1,2-Dinitrobenzene	0.13589	0.14193	0.14193	0.010	-4.44013	50.00000	Averaged
81 3-Nitroaniline	0.29774	0.32844	0.32844	0.010	-10.31062	50.00000	Averaged
82 Acenaphthene	1.11112	1.08837	1.08837	0.010	2.04768	20.00000	Averaged
83 2,4-Dinitrophenol	10.00000	10.79426	0.24661	0.050	-7.94258	0.000e+000	Quadratic
85 4-Nitrophenol	0.24058	0.25914	0.25914	0.050	-7.71223	50.00000	Averaged
86 Dibenzofuran	1.49987	1.47825	1.47825	0.010	1.44135	50.00000	Averaged
87 2,4-Dinitrotoluene	0.35058	0.38070	0.38070	0.010	-8.58962	50.00000	Averaged
91 2,3,5,6-Tetrachlorophenol	0.26154	0.26708	0.26708	0.010	-2.12086	50.00000	Averaged
93 Diethylphthalate	1.23433	1.26297	1.26297	0.010	-2.31950	50.00000	Averaged
94 Fluorene	1.24078	1.24233	1.24233	0.010	-0.12485	50.00000	Averaged
95 4-Chlorophenyl-phenylether	0.56654	0.57290	0.57290	0.010	-1.12244	50.00000	Averaged
96 4-Nitroaniline	5.00000	5.48738	0.36325	0.010	-9.74763	0.000e+000	Quadratic
98 4,6-Dinitro-2-methylphenol	5.00000	5.38326	0.16520	0.010	-7.66521	0.000e+000	Quadratic
99 N-Nitrosodiphenylamine	0.54259	0.56193	0.56193	0.010	-3.56454	20.00000	Averaged
100 1,2-Diphenylhydrazine	1.26056	1.32253	1.32253	0.010	-4.91534	50.00000	Averaged
106 4-Bromophenyl-phenylether	0.17375	0.18037	0.18037	0.010	-3.80984	50.00000	Averaged
107 Hexachlorobenzene	0.16684	0.16380	0.16380	0.010	1.82283	50.00000	Averaged
212 Atrazine	0.15501	0.16870	0.16870	0.010	-8.83202	50.00000	Averaged
111 Pentachlorophenol	10.00000	9.87201	0.12346	0.010	1.27986	0.000e+000	Quadratic
115 Phenanthrene	1.12868	1.12662	1.12662	0.010	0.18199	50.00000	Averaged
116 Anthracene	1.09546	1.15174	1.15174	0.010	-5.13714	50.00000	Averaged
119 Carbazole	1.00971	1.07519	1.07519	0.010	-6.48472	50.00000	Averaged
120 Di-n-Butylphthalate	1.27636	1.35759	1.35759	0.010	-6.36407	50.00000	Averaged
123 Fluoranthene	1.12051	1.14656	1.14656	0.010	-2.32503	20.00000	Averaged
124 Benzidine	5.00000	5.01611	0.80654	0.010	-0.32229	0.000e+000	Quadratic
125 Pyrene	1.40645	1.45990	1.45990	0.010	-3.80008	50.00000	Averaged
131 Butylbenzylphthalate	0.65361	0.71290	0.71290	0.010	-9.07095	50.00000	Averaged
133 3,3'-Dimethoxybenzidine	5.00000	5.73032	0.25072	0.010	-14.60640	0.000e+000	Quadratic
135 3,3'-Dichlorobenzidine	0.42552	0.46169	0.46169	0.010	-8.50110	50.00000	Averaged
136 Benzo(a)Anthracene	1.33999	1.33558	1.33558	0.010	0.32898	50.00000	Averaged
137 Chrysene	1.26543	1.27646	1.27646	0.010	-0.87144	50.00000	Averaged
138 4,4'-Methylene bis(o-chloro	0.22294	0.23905	0.23905	0.010	-7.23059	50.00000	Averaged
139 bis(2-ethylhexyl)Phthalate	0.91462	1.01300	1.01300	0.010	-10.75644	50.00000	Averaged
140 Di-n-octylphthalate	5.00000	5.12387	1.80308	0.010	-2.47733	0.000e+000	Quadratic
141 Benzo(b)fluoranthene	1.30394	1.27556	1.27556	0.010	2.17644	50.00000	Averaged

TestAmerica North Canton

CONTINUING CALIBRATION COMPOUNDS

Instrument ID: a4hp7.i
Lab File ID: 7SMH0408.D
Analysis Type:
Lab Sample ID: 16
Method: \\cansvr11\dd\chem\MSS\a4hp7.i\90408a.b\8270C-625.m

Injection Date: 08-APR-2009 09:12
Init. Cal. Date(s): 01-APR-2009 01-APR-2009
Init. Cal. Times: 15:12 17:51
Quant Type: ISTD

COMPOUND	RRF / AMOUNT	RF5	CCAL RRF5	MIN RRF	%D / %DRIFT	MAX %D / %DRIFT	CURVE TYPE
142 Benzo(k)fluoranthene	1.29122	1.37557	1.37557	0.010	-6.53235	50.00000	Averaged
146 Benzo(a)pyrene	1.16966	1.20557	1.20557	0.010	-3.07028	20.00000	Averaged
149 Indeno(1,2,3-cd)pyrene	1.19557	1.26553	1.26553	0.010	-5.85184	50.00000	Averaged
150 Dibenz(a,h)anthracene	1.03105	1.09920	1.09920	0.010	-6.60942	50.00000	Averaged
151 Benzo(g,h,i)perylene	1.00043	1.03831	1.03831	0.010	-3.78602	50.00000	Averaged
198 1,4-Dioxane	0.61358	0.65431	0.65431	0.010	-6.63765	50.00000	Averaged
$ 154 Nitrobenzene-d5	0.52979	0.53280	0.53280	0.010	-0.56916	50.00000	Averaged
$ 155 2-Fluorobiphenyl	1.21454	1.20464	1.20464	0.010	0.81510	50.00000	Averaged
$ 156 Terphenyl-d14	0.82006	0.83718	0.83718	0.010	-2.08671	50.00000	Averaged
$ 157 Phenol-d5	2.07829	2.15213	2.15213	0.010	-3.55285	50.00000	Averaged
$ 158 2-Fluorophenol	1.35566	1.44099	1.44099	0.010	-6.29388	50.00000	Averaged
$ 159 2,4,6-Tribromophenol	0.10482	0.11322	0.11322	0.010	-8.00822	50.00000	Averaged
$ 186 2-Chlorophenol-d4	1.15422	1.22460	1.22460	0.010	-6.09743	50.00000	Averaged
$ 187 1,2-Dichlorobenzene-d4	0.79132	0.81553	0.81553	0.010	-3.05892	50.00000	Averaged
M 195 Cresols, total	3.09423	3.15748	3.15748	0.010	-2.04387	50.00000	Averaged
101 Diphenylamine	0.54259	0.56193	0.56193	0.010	-3.56454	50.00000	Averaged



Data File: \\cansvr11\dd\chem\MSS\a4hp7,i\90408a,b\7SHH0408.D
Date : 08-APR-2009 09:12
Client ID:
Sample Info: 16,90408a,b,8270C-625,1-8270420,sub,2
Column phase: db5,625

Instrument: a4hp7,i
Operator: 001710
Column diameter: 0,32

TestAmerica North Canton

Semivolatile REPORT SW-846 Method 8270

Data file : \\cansvr11\dd\chem\MSS\a4hp7.i\90408a.b\7SMH0408.D
Lab Smp Id: 16
Inj Date : 08-APR-2009 09:12
Operator : 001710 Inst ID: a4hp7.i
Smp Info : 16,90408a.b,8270C-625,1-827042d.sub,2
Misc Info :
Comment :
Method : \\cansvr11\dd\chem\MSS\a4hp7.i\90408a.b\8270C-625.m
Meth Date : 08-Apr-2009 08:29 gruberj Quant Type: ISTD
Cal Date : 01-APR-2009 17:51 Cal File: 7SMH0401.D
Als bottle: 2 Continuing Calibration Sample
Dil Factor: 1.00000
Integrator: HP RTE Compound Sublist: 1-827042d.sub
Target Version: 4.14
Processing Host: CANPMSSV01

Compounds	QUANT SIG MASS	RT	EXP RT	REL RT	RESPONSE	AMOUNTS CAL-AMT (NG)	AMOUNTS ON-COL (NG)
* 1 1,4-Dichlorobenzene-d4	152	3.418	3.418	(1.000)	158685	2.00000	
* 2 Naphthalene-d8	136	4.306	4.306	(1.000)	644503	2.00000	
* 3 Acenaphthene-d10	164	5.569	5.569	(1.000)	340284	2.00000	
* 4 Phenanthrene-d10	188	6.649	6.649	(1.000)	541642	2.00000	
* 5 Chrysene-d12	240	8.607	8.607	(1.000)	453136	2.00000	
* 6 Perylene-d12	264	9.965	9.965	(1.000)	432956	2.00000	
9 Pyridine	79	1.830	1.830	(0.535)	772120	5.00000	5.2895
10 N-Nitrosodimethylamine	74	1.808	1.808	(0.529)	421725	5.00000	5.3591
11 Ethyl methacrylate	69	2.033	2.033	(0.595)	680675	5.00000	5.2270
12 3-Chloropropionitrile	54	2.210	2.210	(0.646)	289905	5.00000	5.2748
13 Malononitrile	66	2.354	2.354	(0.689)	846829	5.00000	5.4393
209 Benzaldehyde	77	3.130	3.130	(0.916)	420986	5.00000	4.5642
21 Aniline	93	3.194	3.194	(0.934)	1171254	5.00000	5.3613
22 Phenol	94	3.140	3.140	(0.919)	956388	5.00000	5.1458
23 bis(2-Chloroethyl)ether	93	3.221	3.221	(0.942)	715787	5.00000	4.9162
24 2-Chlorophenol	128	3.279	3.279	(0.959)	552398	5.00000	5.2600
26 1,3-Dichlorobenzene	146	3.381	3.381	(0.989)	530041	5.00000	5.0937
27 1,4-Dichlorobenzene	146	3.429	3.429	(1.003)	487611	5.00000	5.1021
28 1,2-Dichlorobenzene	146	3.536	3.536	(1.034)	508570	5.00000	5.0940
29 Benzyl Alcohol	108	3.493	3.493	(1.022)	385727	5.00000	4.8970
30 2-Methylphenol	108	3.552	3.552	(1.039)	586350	5.00000	4.9532
31 bis(2-Chloroisopropyl)ether	45	3.579	3.579	(1.047)	536291	5.00000	5.3874
37 Acetophenone	105	3.686	3.686	(1.078)	933242	5.00000	5.0678
32 N-Nitroso-di-n-propylamine	70	3.675	3.675	(1.075)	610968	5.00000	5.1176
192 4-Methylphenol	108	3.659	3.659	(1.070)	666260	5.00000	5.2409
34 Hexachloroethane	117	3.771	3.771	(1.103)	237385	5.00000	5.1013
35 Nitrobenzene	77	3.809	3.809	(0.885)	867957	5.00000	5.0062
41 Isophorone	82	3.969	3.969	(0.922)	1626507	5.00000	5.2990
42 2-Nitrophenol	139	4.028	4.028	(0.935)	310333	5.00000	5.4788
43 2,4-Dimethylphenol	107	4.028	4.028	(0.935)	745163	5.00000	5.1810
44 bis(2-Chloroethoxy)methane	93	4.098	4.098	(0.952)	834512	5.00000	5.1212
46 2,4-Toluenediamene	121	5.125	5.125	(1.190)	146583	5.00000	3.8198
47 1,3,5-Trichlorobenzene	180	4.039	4.039	(0.938)	519930	5.00000	5.1364

	Compounds	QUANT SIG MASS	RT	EXP RT	REL RT	RESPONSE	AMOUNTS CAL-AMT (NG)	AMOUNTS ON-COL (NG)
48	2,4-Dichlorophenol	162	4.194	4.194	(0.974)	413054	5.00000	5.3000
49	Benzoic Acid	122	4.114	4.114	(0.955)	835505	10.0000	11.663
50	1,2,4-Trichlorobenzene	180	4.258	4.258	(0.989)	454454	5.00000	5.1486
51	Naphthalene	128	4.322	4.322	(1.004)	1567507	5.00000	4.9898
52	4-Chloroaniline	127	4.344	4.344	(1.009)	648152	5.00000	4.8662
56	Hexachlorobutadiene	225	4.397	4.397	(1.021)	218932	5.00000	4.6613
210	Caprolactam	113	4.600	4.600	(1.068)	216187	5.00000	5.1343
57	1,2,3-Trichlorobenzene	180	4.419	4.419	(1.026)	417228	5.00000	5.1839
59	4-Chloro-3-Methylphenol	107	4.675	4.675	(1.086)	638876	5.00000	5.2391
62	2-Methylnaphthalene	142	4.814	4.814	(1.118)	859916	5.00000	5.0666
63	1-Methylnaphthalene	142	4.884	4.884	(1.134)	981265	5.00000	5.0908
64	Hexachlorocyclopentadiene	237	4.921	4.921	(0.884)	267463	5.00000	5.0593
66	2,4,6-Trichlorophenol	196	5.007	5.007	(0.899)	291962	5.00000	5.1778
67	2,4,5-Trichlorophenol	196	5.039	5.039	(0.905)	295109	5.00000	4.9506
211	1,1'-Biphenyl	154	5.141	5.141	(0.923)	1199716	5.00000	5.0110
68	1,2,3,5-Tetrachlorobenzene	216	4.921	4.921	(0.884)	406964	5.00000	5.0593
70	2-Chloronaphthalene	162	5.167	5.167	(0.928)	883090	5.00000	5.0139
73	2-Nitroaniline	65	5.226	5.226	(0.939)	456199	5.00000	5.3355
74	1,2,3,4-Tetrachlorobenzene	216	5.141	5.141	(0.923)	379735	5.00000	5.0406
76	Dimethylphthalate	163	5.344	5.344	(0.960)	1019320	5.00000	5.0440
78	2,6-Dinitrotoluene	165	5.397	5.397	(0.969)	252022	5.00000	5.3338
79	Acenaphthylene	152	5.472	5.472	(0.983)	1510976	5.00000	5.0721
80	1,2-Dinitrobenzene	168	5.440	5.440	(0.977)	120740	5.00000	5.2220
81	3-Nitroaniline	138	5.526	5.526	(0.992)	279406	5.00000	5.5155
82	Acenaphthene	153	5.595	5.595	(1.005)	925889	5.00000	4.8976
83	2,4-Dinitrophenol	184	5.601	5.601	(1.006)	419592	10.0000	10.794
85	4-Nitrophenol	109	5.627	5.627	(1.011)	220452	5.00000	5.3856
86	Dibenzofuran	168	5.718	5.718	(1.027)	1257560	5.00000	4.9279
87	2,4-Dinitrotoluene	165	5.686	5.686	(1.021)	323862	5.00000	5.4295
91	2,3,5,6-Tetrachlorophenol	232	5.766	5.766	(1.036)	227210	5.00000	5.1060
93	Diethylphthalate	149	5.847	5.847	(1.050)	1074417	5.00000	5.1160
94	Fluorene	166	5.964	5.964	(1.071)	1056859	5.00000	5.0062
95	4-Chlorophenyl-phenylether	204	5.948	5.948	(1.068)	487368	5.00000	5.0561
96	4-Nitroaniline	138	5.964	5.964	(1.071)	309019	5.00000	5.4874
98	4,6-Dinitro-2-methylphenol	198	5.986	5.986	(0.900)	223699	5.00000	5.3833
99	N-Nitrosodiphenylamine	169	6.034	6.034	(0.907)	760908	5.00000	5.1782
100	1,2-Diphenylhydrazine	77	6.066	6.066	(0.912)	1790838	5.00000	5.2458
106	4-Bromophenyl-phenylether	248	6.307	6.307	(0.949)	244235	5.00000	5.1905
107	Hexachlorobenzene	284	6.366	6.366	(0.957)	221804	5.00000	4.9088
212	Atrazine	200	6.403	6.403	(0.963)	228440	5.00000	5.4416
111	Pentachlorophenol	266	6.505	6.505	(0.978)	334361	10.0000	9.8720
115	Phenanthrene	178	6.670	6.670	(1.003)	1525563	5.00000	4.9909
116	Anthracene	178	6.708	6.708	(1.009)	1559573	5.00000	5.2568
119	Carbazole	167	6.809	6.809	(1.024)	1455918	5.00000	5.3242
120	Di-n-Butylphthalate	149	7.023	7.023	(1.056)	1838323	5.00000	5.3182
123	Fluoranthene	202	7.537	7.537	(1.134)	1552567	5.00000	5.1162
124	Benzidine	184	7.612	7.612	(0.884)	913678	5.00000	5.0161
125	Pyrene	202	7.708	7.708	(0.896)	1653830	5.00000	5.1900
131	Butylbenzylphthalate	149	8.131	8.131	(0.945)	807601	5.00000	5.4535
133	3,3'-Dimethoxybenzidine	244	8.521	8.521	(0.990)	284026	5.00000	5.7303
135	3,3'-Dichlorobenzidine	252	8.558	8.558	(0.994)	523025	5.00000	5.4250
136	Benzo(a)Anthracene	228	8.601	8.601	(0.999)	1513003	5.00000	4.9836
137	Chrysene	228	8.628	8.628	(1.002)	1446027	5.00000	5.0436
138	4,4'-Methylene bis(o-chloroan	231	8.553	8.553	(0.994)	270811	5.00000	5.3615

	Compounds	QUANT SIG MASS	RT	EXP RT	REL RT	RESPONSE	AMOUNTS CAL-AMT (NG)	AMOUNTS ON-COL (NG)
139	bis(2-ethylhexyl)Phthalate	149	8.548	8.548	(0.993)	1147572	5.00000	5.5378
140	Di-n-octylphthalate	149	9.067	9.067	(0.910)	1951638	5.00000	5.1239
141	Benzo(b)fluoranthene	252	9.548	9.548	(0.958)	1380656	5.00000	4.8912
142	Benzo(k)fluoranthene	252	9.575	9.575	(0.961)	1488903	5.00000	5.3266
146	Benzo(a)pyrene	252	9.906	9.906	(0.994)	1304894	5.00000	5.1535
149	Indeno(1,2,3-cd)pyrene	276	11.447	11.447	(1.149)	1369798	5.00000	5.2926
150	Dibenz(a,h)anthracene	278	11.452	11.452	(1.149)	1189761	5.00000	5.3305
151	Benzo(g,h,i)perylene	276	11.891	11.891	(1.193)	1123857	5.00000	5.1893
198	1,4-Dioxane	88	1.632	1.632	(0.477)	259571	5.00000	5.3319
$ 154	Nitrobenzene-d5	82	3.793	3.793	(0.881)	858481	5.00000	5.0284
$ 155	2-Fluorobiphenyl	172	5.066	5.066	(0.910)	1024801	5.00000	4.9592
$ 156	Terphenyl-d14	244	7.788	7.788	(0.905)	948386	5.00000	5.1043
$ 157	Phenol-d5	99	3.135	3.135	(0.917)	853775	5.00000	5.1776
$ 158	2-Fluorophenol	112	2.557	2.557	(0.748)	571657	5.00000	5.3147
$ 159	2,4,6-Tribromophenol	330	6.141	6.141	(1.103)	96316	5.00000	5.4004
$ 186	2-Chlorophenol-d4	132	3.269	3.269	(0.956)	485813	5.00000	5.3049
$ 187	1,2-Dichlorobenzene-d4	152	3.525	3.525	(1.031)	323530	5.00000	5.1529
M 195	Cresols, total	100				1252610	5.00000	10.194
101	Diphenylamine	169	6.034	6.034	(0.907)	760908	5.00000	5.1782

TestAmerica North Canton

RECOVERY REPORT

Client Name: Client SDG: SDGa00278
Sample Matrix: LIQUID Fraction: SV
Lab Smp Id: qcmrl
Level: LOW Operator: 001710
Data Type: MS DATA SampleType: BLANKmrl
SpikeList File: qcmrl.spk Quant Type: ISTD
Sublist File: qcmrl.sub
Method File: \\cansvr11\dd\chem\MSS\a4hp7.i\90408a.b\8270C-625.m
Misc Info:

SPIKE	COMPOUND	CONC ADDED ug/L	CONC RECOVERED ug/L	% RECOVERED	LIMITS
82	Acenaphthene	10.000	10.037	100.37	70-130
79	Acenaphthylene	10.000	10.204	102.04	70-130
116	Anthracene	10.000	10.470	104.70	70-130
136	Benzo(a)Anthracene	10.000	9.7830	97.83	70-130
141	Benzo(b)fluoranthe	10.000	9.5737	95.74	70-130
151	Benzo(g,h,i)peryle	10.000	10.219	102.19	70-130
146	Benzo(a)pyrene	10.000	10.102	101.02	70-130
29	Benzyl Alcohol	10.000	9.0938	90.94	70-130
44	bis(2-Chloroethoxy	10.000	10.008	100.08	70-130
23	bis(2-Chloroethyl)	10.000	9.3497	93.50	70-130
31	bis(2-Chloroisopro	10.000	10.480	104.80	70-130
139	bis(2-ethylhexyl)P	10.000	10.808	108.08	70-130
106	4-Bromophenyl-phen	10.000	10.420	104.20	70-130
131	Butylbenzylphthala	10.000	10.660	106.60	70-130
52	4-Chloroaniline	10.000	9.3519	93.52	70-130
70	2-Chloronaphthalen	10.000	10.087	100.87	70-130
95	4-Chlorophenyl-phe	10.000	10.000	100.00	70-130
137	Chrysene	10.000	10.008	100.09	70-130
150	Dibenz(a,h)anthrac	10.000	10.266	102.66	70-130
86	Dibenzofuran	10.000	9.9296	99.30	70-130
120	Di-n-Butylphthalat	10.000	10.685	106.85	70-130
28	1,2-Dichlorobenzen	10.000	10.184	101.84	70-130
26	1,3-Dichlorobenzen	10.000	10.152	101.53	70-130
27	1,4-Dichlorobenzen	10.000	10.695	106.95	70-130
135	3,3'-Dichlorobenzi	10.000	10.770	107.70	70-130
93	Diethylphthalate	10.000	10.135	101.35	70-130
76	Dimethylphthalate	10.000	9.9438	99.44	70-130
87	2,4-Dinitrotoluene	10.000	10.383	103.83	70-130
78	2,6-Dinitrotoluene	10.000	10.424	104.24	70-130
140	Di-n-octylphthalat	10.000	10.453	104.53	70-130
123	Fluoranthene	10.000	10.283	102.83	70-130
94	Fluorene	10.000	10.030	100.30	70-130
107	Hexachlorobenzene	10.000	9.7555	97.55	70-130
56	Hexachlorobutadien	10.000	9.8621	98.62	70-130
64	Hexachlorocyclopen	10.000	9.6367	96.37	70-130
34	Hexachloroethane	10.000	10.422	104.23	70-130
149	Indeno(1,2,3-cd)py	10.000	10.358	103.58	70-130
41	Isophorone	10.000	10.438	104.38	70-130
63	1-Methylnaphthalen	10.000	10.103	101.03	70-130
62	2-Methylnaphthalen	10.000	9.9834	99.83	70-130

SPIKE	COMPOUND	CONC ADDED ug/L	CONC RECOVERED ug/L	% RECOVERED	LIMITS
51	Naphthalene	10.000	9.8321	98.32	70-130
73	2-Nitroaniline	10.000	10.588	105.88	70-130
81	3-Nitroaniline	10.000	10.347	103.47	70-130
96	4-Nitroaniline	10.000	10.812	108.12	70-130
35	Nitrobenzene	10.000	9.8447	98.45	70-130
32	N-Nitroso-di-n-pro	10.000	10.171	101.71	70-130
99	N-Nitrosodiphenyla	10.000	10.435	104.35	70-130
115	Phenanthrene	10.000	10.194	101.94	70-130
125	Pyrene	10.000	10.203	102.03	70-130
50	1,2,4-Trichloroben	10.000	10.231	102.31	70-130
49	Benzoic Acid	20.000	22.327	111.64	70-130
59	4-Chloro-3-Methylp	10.000	10.193	101.93	70-130
24	2-Chlorophenol	10.000	9.9826	99.83	70-130
48	2,4-Dichlorophenol	10.000	10.477	104.77	70-130
43	2,4-Dimethylphenol	10.000	10.111	101.11	70-130
98	4,6-Dinitro-2-meth	10.000	10.689	106.89	70-130
83	2,4-Dinitrophenol	20.000	20.860	104.30	70-130
30	2-Methylphenol	10.000	10.315	103.15	70-130
192	4-Methylphenol	10.000	10.347	103.47	70-130
42	2-Nitrophenol	10.000	10.870	108.70	70-130
85	4-Nitrophenol	10.000	10.390	103.90	70-130
111	Pentachlorophenol	20.000	19.200	96.00	70-130
22	Phenol	10.000	10.271	102.71	70-130
67	2,4,5-Trichlorophe	10.000	10.526	105.26	70-130
66	2,4,6-Trichlorophe	10.000	10.275	102.75	70-130
119	Carbazole	10.000	10.616	106.16	70-130
142	Benzo(k)fluoranthe	10.000	10.823	108.23	70-130
37	Acetophenone	10.000	10.281	102.81	70-130
209	Benzaldehyde	10.000	10.303	103.03	70-130
210	Caprolactam	10.000	9.9393	99.39	70-130
211	1,1'-Biphenyl	10.000	10.184	101.84	70-130
212	Atrazine	10.000	10.984	109.84	70-130
21	Aniline	10.000	9.9281	99.28	70-130
10	N-Nitrosodimethyla	10.000	10.150	101.50	70-130
80	1,2-Dinitrobenzene	10.000	10.249	102.49	70-130
91	2,3,5,6-Tetrachlor	10.000	9.3604	93.60	70-130

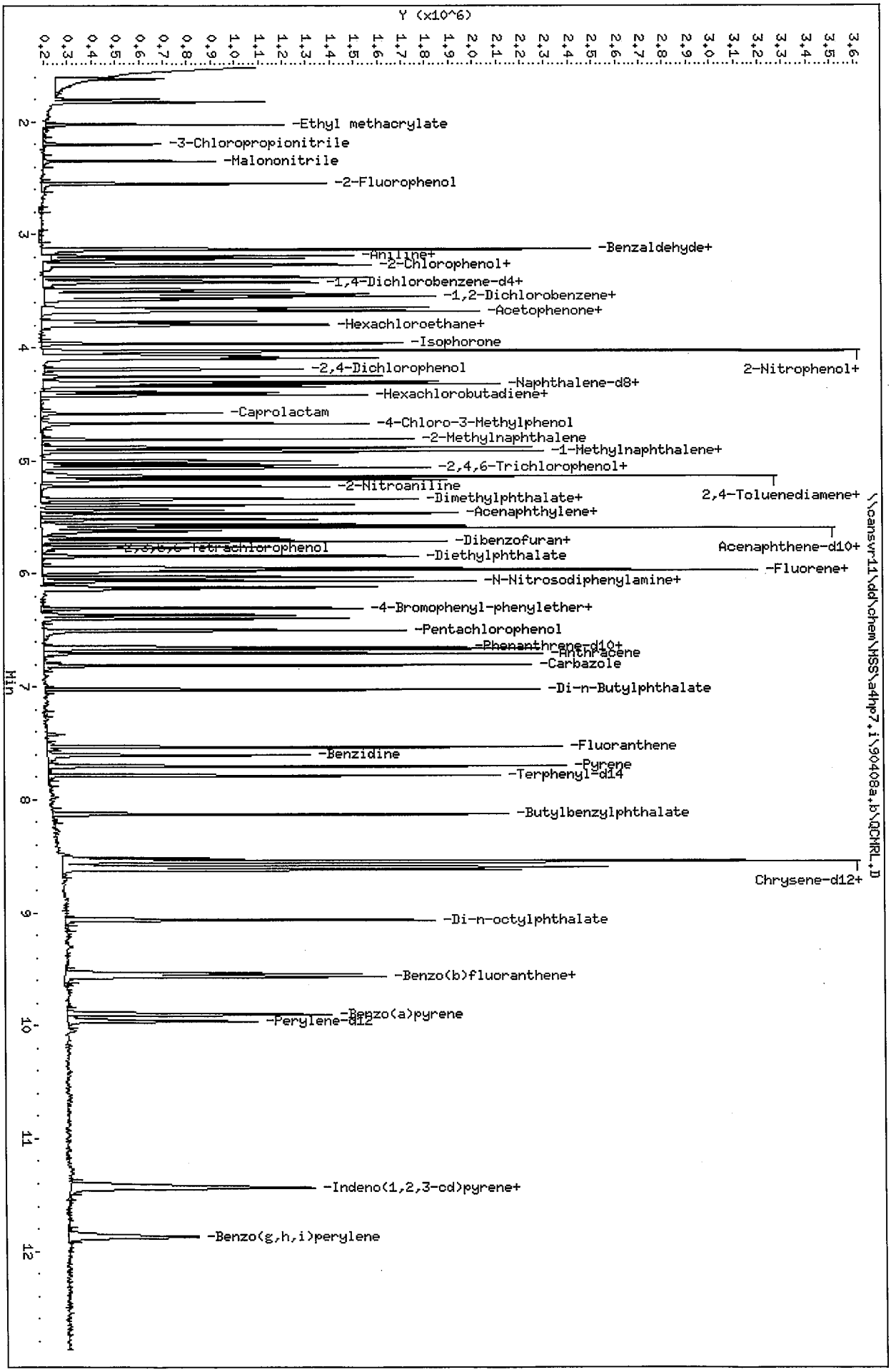

Data File: \\cansvr11\dd\chem\HSS\a4hp7,i\90408a,b\QCHRL,D
Date : 08-APR-2009 09:32
Client ID:
Sample Info: qcmrl,90408a,b,8270C-625,1-8270424.sub
Volume Injected (ul): 0.5
Column phase: db5.625

Instrument: a4hp7,i
Operator: 001710
Column diameter: 0.32

TestAmerica North Canton

Semivolatile REPORT SW-846 Method 8270

Data file : \\cansvr11\dd\chem\MSS\a4hp7.i\90408a.b\QCMRL.D
Lab Smp Id: qcmrl
Inj Date : 08-APR-2009 09:32
Operator : 001710 Inst ID: a4hp7.i
Smp Info : qcmrl,90408a.b,8270C-625,1-827042d.sub
Misc Info :
Comment :
Method : \\cansvr11\dd\chem\MSS\a4hp7.i\90408a.b\8270C-625.m
Meth Date : 08-Apr-2009 08:30 gruberj Quant Type: ISTD
Cal Date : 01-APR-2009 17:51 Cal File: 7SMH0401.D
Als bottle: 3 QC Sample: BLANKmrl
Dil Factor: 1.00000
Integrator: HP RTE Compound Sublist: qcmrl.sub
Target Version: 4.14
Processing Host: CANPMSSV01

Concentration Formula: Amt * DF * Uf * Vt/(Vo * Vi) * CpndVariable

Name	Value	Description
DF	1.000	Dilution Factor
Uf	1.000	ng unit correction factor
Vt	2000.000	Volume of final extract (uL)
Vo	1000.000	Volume of sample extracted (mL)
Vi	0.50000	Volume injected (uL)
Cpnd Variable		Local Compound Variable

	Compounds	QUANT SIG MASS	RT	EXP RT	REL RT	RESPONSE	CONCENTRATIONS ON-COLUMN (NG)	CONCENTRATIONS FINAL (ug/L)
* 1	1,4-Dichlorobenzene-d4	152	3.413	3.418	(1.000)	110177	2.00000	
* 2	Naphthalene-d8	136	4.306	4.306	(1.000)	463226	2.00000	
* 3	Acenaphthene-d10	164	5.569	5.569	(1.000)	242016	2.00000	
* 4	Phenanthrene-d10	188	6.649	6.649	(1.000)	377010	2.00000	
* 5	Chrysene-d12	240	8.601	8.607	(1.000)	320217	2.00000	
* 6	Perylene-d12	264	9.960	9.965	(1.000)	298794	2.00000	
9	Pyridine	79	1.825	1.830	(0.535)	262012	2.58521	10.341
10	N-Nitrosodimethylamine	74	1.798	1.808	(0.527)	138645	2.53753	10.150
11	Ethyl methacrylate	69	2.028	2.033	(0.594)	226664	2.50690	10.028
12	3-Chloropropionitrile	54	2.199	2.210	(0.644)	94679	2.48115	9.9246
13	Malononitrile	66	2.349	2.354	(0.688)	283079	2.61878	10.475
209	Benzaldehyde	77	3.130	3.130	(0.917)	164952	2.57571	10.303
21	Aniline	93	3.194	3.194	(0.936)	376478	2.48203	9.9281
22	Phenol	94	3.140	3.140	(0.920)	331336	2.56765	10.271
23	bis(2-Chloroethyl)ether	93	3.215	3.221	(0.942)	236290	2.33742	9.3497
24	2-Chlorophenol	128	3.274	3.279	(0.959)	181974	2.49566	9.9826
26	1,3-Dichlorobenzene	146	3.381	3.381	(0.991)	183376	2.53813	10.152
27	1,4-Dichlorobenzene	146	3.429	3.429	(1.005)	177419	2.67373	10.695
28	1,2-Dichlorobenzene	146	3.536	3.536	(1.036)	176492	2.54611	10.184
29	Benzyl Alcohol	108	3.493	3.493	(1.024)	124334	2.27345	9.0938

Compounds	QUANT SIG MASS	RT	EXP RT	REL RT	RESPONSE	CONCENTRATIONS ON-COLUMN (NG)	CONCENTRATIONS FINAL (ug/L)
30 2-Methylphenol	108	3.552	3.552	(1.041)	211952	2.57877	10.315
31 bis(2-Chloroisopropyl)ether	45	3.579	3.579	(1.049)	181073	2.61988	10.480
37 Acetophenone	105	3.681	3.686	(1.078)	328639	2.57035	10.281
32 N-Nitroso-di-n-propylamine	70	3.670	3.675	(1.075)	210770	2.54276	10.171
192 4-Methylphenol	108	3.654	3.659	(1.071)	228330	2.58686	10.347
34 Hexachloroethane	117	3.772	3.771	(1.105)	84186	2.60563	10.422
35 Nitrobenzene	77	3.804	3.809	(0.883)	306690	2.46117	9.8447
41 Isophorone	82	3.964	3.969	(0.921)	575684	2.60950	10.438
42 2-Nitrophenol	139	4.028	4.028	(0.935)	110626	2.71738	10.870(Q)
43 2,4-Dimethylphenol	107	4.028	4.028	(0.935)	261312	2.52786	10.111
44 bis(2-Chloroethoxy)methane	93	4.098	4.098	(0.952)	293044	2.50212	10.008
46 2,4-Toluenediamene	121	5.125	5.125	(1.190)	44974	1.63061	6.5224
47 1,3,5-Trichlorobenzene	180	4.034	4.039	(0.937)	249392	3.42792	13.712
48 2,4-Dichlorophenol	162	4.194	4.194	(0.974)	146714	2.61921	10.477
49 Benzoic Acid	122	4.082	4.114	(0.948)	258677	5.58182	22.327
50 1,2,4-Trichlorobenzene	180	4.258	4.258	(0.989)	162267	2.55779	10.231
51 Naphthalene	128	4.322	4.322	(1.004)	554990	2.45803	9.8321
52 4-Chloroaniline	127	4.344	4.344	(1.009)	223819	2.33798	9.3519
56 Hexachlorobutadiene	225	4.397	4.397	(1.021)	83230	2.46553	9.8621
210 Caprolactam	113	4.585	4.600	(1.065)	71033	2.48482	9.9393
57 1,2,3-Trichlorobenzene	180	4.419	4.419	(1.026)	144537	2.49857	9.9943
59 4-Chloro-3-Methylphenol	107	4.670	4.675	(1.084)	223339	2.54822	10.193
62 2-Methylnaphthalene	142	4.809	4.814	(1.117)	304458	2.49584	9.9834
63 1-Methylnaphthalene	142	4.884	4.884	(1.134)	349925	2.52586	10.103
64 Hexachlorocyclopentadiene	237	4.921	4.921	(0.884)	90583	2.40918	9.6367
66 2,4,6-Trichlorophenol	196	5.007	5.007	(0.899)	103019	2.56880	10.275
67 2,4,5-Trichlorophenol	196	5.034	5.039	(0.904)	111563	2.63143	10.526
211 1,1'-Biphenyl	154	5.141	5.141	(0.923)	433538	2.54609	10.184
68 1,2,3,5-Tetrachlorobenzene	216	4.921	4.921	(0.884)	145919	2.55062	10.202
70 2-Chloronaphthalene	162	5.168	5.167	(0.928)	315899	2.52184	10.087
73 2-Nitroaniline	65	5.226	5.226	(0.939)	160962	2.64694	10.588
74 1,2,3,4-Tetrachlorobenzene	216	5.135	5.141	(0.922)	136001	2.53829	10.153
76 Dimethylphthalate	163	5.339	5.344	(0.959)	357297	2.48596	9.9438
78 2,6-Dinitrotoluene	165	5.392	5.397	(0.968)	87570	2.60589	10.424
79 Acenaphthylene	152	5.467	5.472	(0.982)	540505	2.55112	10.204
80 1,2-Dinitrobenzene	168	5.435	5.440	(0.976)	42136	2.56234	10.249
81 3-Nitroaniline	138	5.521	5.526	(0.991)	93199	2.58678	10.347
82 Acenaphthene	153	5.595	5.595	(1.005)	337387	2.50929	10.037
83 2,4-Dinitrophenol	184	5.595	5.601	(1.005)	129383	5.21488	20.860(Q)
85 4-Nitrophenol	109	5.622	5.627	(1.010)	75621	2.59753	10.390
86 Dibenzofuran	168	5.713	5.718	(1.026)	450545	2.48240	9.9296
87 2,4-Dinitrotoluene	165	5.686	5.686	(1.021)	110125	2.59586	10.383
91 2,3,5,6-Tetrachlorophenol	232	5.767	5.766	(1.036)	74059	2.34009	9.3604
93 Diethylphthalate	149	5.847	5.847	(1.050)	378461	2.53381	10.135
94 Fluorene	166	5.964	5.964	(1.071)	376490	2.50753	10.030
95 4-Chlorophenyl-phenylether	204	5.948	5.948	(1.068)	171394	2.50008	10.000
96 4-Nitroaniline	138	5.964	5.964	(1.071)	102213	2.70305	10.812
98 4,6-Dinitro-2-methylphenol	198	5.981	5.986	(0.899)	71038	2.67233	10.689
99 N-Nitrosodiphenylamine	169	6.029	6.034	(0.907)	266819	2.60871	10.435
100 1,2-Diphenylhydrazine	77	6.066	6.066	(0.912)	627336	2.64005	10.560
106 4-Bromophenyl-phenylether	248	6.307	6.307	(0.949)	85323	2.60511	10.420
107 Hexachlorobenzene	284	6.366	6.366	(0.957)	76704	2.43887	9.7555
212 Atrazine	200	6.398	6.403	(0.962)	80242	2.74610	10.984
111 Pentachlorophenol	266	6.499	6.505	(0.977)	107857	4.80003	19.200

Compounds	QUANT SIG MASS	RT	EXP RT	REL RT	RESPONSE	CONCENTRATIONS ON-COLUMN (NG)	CONCENTRATIONS FINAL (ug/L)
115 Phenanthrene	178	6.665	6.670	(1.002)	542200	2.54840	10.194
116 Anthracene	178	6.703	6.708	(1.008)	540489	2.61738	10.470
119 Carbazole	167	6.810	6.809	(1.024)	505153	2.65401	10.616
120 Di-n-Butylphthalate	149	7.023	7.023	(1.056)	642696	2.67121	10.685
123 Fluoranthene	202	7.532	7.537	(1.133)	542983	2.57068	10.283
124 Benzidine	184	7.606	7.612	(0.884)	284917	2.46180	9.8472
125 Pyrene	202	7.703	7.708	(0.896)	574406	2.55082	10.203
131 Butylbenzylphthalate	149	8.125	8.131	(0.945)	278876	2.66488	10.660
133 3,3'-Dimethoxybenzidine	244	8.516	8.521	(0.990)	94068	2.89629	11.585
135 3,3'-Dichlorobenzidine	252	8.548	8.558	(0.994)	183440	2.69253	10.770
136 Benzo(a)Anthracene	228	8.591	8.601	(0.999)	524722	2.44575	9.7830
137 Chrysene	228	8.617	8.628	(1.002)	506950	2.50214	10.008
138 4,4'-Methylene bis(o-chloroan	231	8.548	8.553	(0.994)	94098	2.63625	10.545
139 bis(2-ethylhexyl)Phthalate	149	8.537	8.548	(0.993)	395696	2.70212	10.808
140 Di-n-octylphthalate	149	9.061	9.067	(0.910)	645140	2.61316	10.453
141 Benzo(b)fluoranthene	252	9.537	9.548	(0.958)	466251	2.39342	9.5737
142 Benzo(k)fluoranthene	252	9.564	9.575	(0.960)	521955	2.70576	10.823
146 Benzo(a)pyrene	252	9.896	9.906	(0.994)	441324	2.52556	10.102
149 Indeno(1,2,3-cd)pyrene	276	11.425	11.447	(1.147)	462501	2.58938	10.358
150 Dibenz(a,h)anthracene	278	11.436	11.452	(1.148)	395346	2.56658	10.266
151 Benzo(g,h,i)perylene	276	11.869	11.891	(1.192)	381840	2.55477	10.219
198 1,4-Dioxane	88	1.621	1.632	(0.475)	88200	2.60938	10.438
101 Diphenylamine	169	6.029	6.034	(0.907)	266819	2.60871	10.435

QC Flag Legend

Q - Qualifier signal failed the ratio test.

TestAmerica North Canton

RECOVERY REPORT

Client Name: Client SDG: SDGa00278
Sample Matrix: LIQUID Fraction: SV
Lab Smp Id: qcmrlcl
Level: LOW Operator: 001710
Data Type: MS DATA SampleType: mrl
SpikeList File: qcmrl.spk Quant Type: ISTD
Sublist File: qcmrl.sub
Method File: \\cansvr11\dd\chem\MSS\a4hp7.i\90408a.b\8270C-625.m
Misc Info:

SPIKE	COMPOUND	CONC ADDED ug/L	CONC RECOVERED ug/L	% RECOVERED	LIMITS
82	Acenaphthene	10.000	10.081	100.81	70-130
79	Acenaphthylene	10.000	10.021	100.21	70-130
116	Anthracene	10.000	10.330	103.30	70-130
136	Benzo(a)Anthracene	10.000	10.175	101.75	70-130
141	Benzo(b)fluoranthe	10.000	9.5505	95.51	70-130
151	Benzo(g,h,i)peryle	10.000	10.165	101.65	70-130
146	Benzo(a)pyrene	10.000	10.252	102.52	70-130
29	Benzyl Alcohol	10.000	8.1252	81.25	70-130
44	bis(2-Chloroethoxy	10.000	10.226	102.26	70-130
23	bis(2-Chloroethyl)	10.000	10.217	102.17	70-130
31	bis(2-Chloroisopro	10.000	11.345	113.45	70-130
139	bis(2-ethylhexyl)P	10.000	11.163	111.63	70-130
106	4-Bromophenyl-phen	10.000	10.538	105.38	70-130
131	Butylbenzylphthala	10.000	11.489	114.89	70-130
52	4-Chloroaniline	10.000	9.8336	98.34	70-130
70	2-Chloronaphthalen	10.000	10.011	100.11	70-130
95	4-Chlorophenyl-phe	10.000	10.566	105.66	70-130
137	Chrysene	10.000	10.433	104.33	70-130
150	Dibenz(a,h)anthrac	10.000	10.471	104.71	70-130
86	Dibenzofuran	10.000	10.177	101.77	70-130
120	Di-n-Butylphthalat	10.000	10.814	108.14	70-130
28	1,2-Dichlorobenzen	10.000	10.444	104.44	70-130
26	1,3-Dichlorobenzen	10.000	10.386	103.87	70-130
27	1,4-Dichlorobenzen	10.000	10.107	101.07	70-130
135	3,3'-Dichlorobenzi	10.000	11.088	110.88	70-130
93	Diethylphthalate	10.000	10.492	104.92	70-130
76	Dimethylphthalate	10.000	10.434	104.34	70-130
87	2,4-Dinitrotoluene	10.000	11.065	110.65	70-130
78	2,6-Dinitrotoluene	10.000	10.817	108.17	70-130
140	Di-n-octylphthalat	10.000	10.824	108.24	70-130
123	Fluoranthene	10.000	10.181	101.81	70-130
94	Fluorene	10.000	10.515	105.15	70-130
107	Hexachlorobenzene	10.000	9.9513	99.51	70-130
56	Hexachlorobutadien	10.000	9.6349	96.35	70-130
64	Hexachlorocyclopen	10.000	8.4629	84.63	70-130
34	Hexachloroethane	10.000	10.482	104.83	70-130
149	Indeno(1,2,3-cd)py	10.000	10.280	102.80	70-130
41	Isophorone	10.000	10.142	101.42	70-130
63	1-Methylnaphthalen	10.000	9.9009	99.01	70-130
62	2-Methylnaphthalen	10.000	9.8972	98.97	70-130

SPIKE	COMPOUND	CONC ADDED ug/L	CONC RECOVERED ug/L	% RECOVERED	LIMITS
51	Naphthalene	10.000	10.114	101.14	70-130
73	2-Nitroaniline	10.000	10.770	107.70	70-130
81	3-Nitroaniline	10.000	10.882	108.82	70-130
96	4-Nitroaniline	10.000	11.615	116.15	70-130
35	Nitrobenzene	10.000	10.188	101.88	70-130
32	N-Nitroso-di-n-pro	10.000	10.586	105.86	70-130
99	N-Nitrosodiphenyla	10.000	10.382	103.82	70-130
115	Phenanthrene	10.000	10.103	101.03	70-130
125	Pyrene	10.000	10.576	105.76	70-130
50	1,2,4-Trichloroben	10.000	10.120	101.21	70-130
49	Benzoic Acid	20.000	14.188	70.94	70-130
59	4-Chloro-3-Methylp	10.000	9.8113	98.11	70-130
24	2-Chlorophenol	10.000	10.875	108.75	70-130
48	2,4-Dichlorophenol	10.000	10.007	100.07	70-130
43	2,4-Dimethylphenol	10.000	10.176	101.76	70-130
98	4,6-Dinitro-2-meth	10.000	7.7155	77.15	70-130
83	2,4-Dinitrophenol	20.000	7.7828	38.91*	70-130
30	2-Methylphenol	10.000	12.451	124.51	70-130
192	4-Methylphenol	10.000	10.973	109.73	70-130
42	2-Nitrophenol	10.000	10.195	101.95	70-130
85	4-Nitrophenol	10.000	8.1251	81.25	70-130
111	Pentachlorophenol	20.000	16.044	80.22	70-130
22	Phenol	10.000	10.480	104.80	70-130
67	2,4,5-Trichlorophe	10.000	10.298	102.98	70-130
66	2,4,6-Trichlorophe	10.000	9.5731	95.73	70-130
119	Carbazole	10.000	10.553	105.53	70-130
142	Benzo(k)fluoranthe	10.000	10.403	104.03	70-130
37	Acetophenone	10.000	10.814	108.14	70-130
209	Benzaldehyde	10.000	11.898	118.98	70-130
210	Caprolactam	10.000	8.3725	83.73	70-130
211	1,1'-Biphenyl	10.000	10.179	101.79	70-130
212	Atrazine	10.000	11.041	110.41	70-130
21	Aniline	10.000	10.111	101.11	70-130
10	N-Nitrosodimethyla	10.000	9.3368	93.37	70-130
80	1,2-Dinitrobenzene	10.000	10.255	102.55	70-130
91	2,3,5,6-Tetrachlor	10.000	9.7599	97.60	70-130



Data File: \\cansvr11\dd\chem\MSS\a4hp7,i\90408a,b\QCHRLCL,D
Date : 08-APR-2009 15:51
Client ID:
Sample Info: qcmrlcl,90408a,b,8270C-625,1-827042d,sub
Volume Injected (uL): 0.5
Column phase: db5.625

Instrument: a4hp7,i
Operator: 001710
Column diameter: 0.32

TestAmerica North Canton

Semivolatile REPORT SW-846 Method 8270

Data file : \\cansvr11\dd\chem\MSS\a4hp7.i\90408a.b\QCMRLCL.D
Lab Smp Id: qcmrlcl
Inj Date : 08-APR-2009 15:51
Operator : 001710 Inst ID: a4hp7.i
Smp Info : qcmrlcl,90408a.b,8270C-625,1-827042d.sub
Misc Info :
Comment :
Method : \\cansvr11\dd\chem\MSS\a4hp7.i\90408a.b\8270C-625.m
Meth Date : 08-Apr-2009 08:30 gruberj Quant Type: ISTD
Cal Date : 01-APR-2009 17:51 Cal File: 7SMH0401.D
Als bottle: 3 QC Sample: mrl
Dil Factor: 1.00000
Integrator: HP RTE Compound Sublist: qcmrl.sub
Target Version: 4.14

Concentration Formula: Amt * DF * Uf * Vt/(Vo * Vi) * CpndVariable

Name	Value	Description
DF	1.000	Dilution Factor
Uf	1.000	ng unit correction factor
Vt	2000.000	Volume of final extract (uL)
Vo	1000.000	Volume of sample extracted (mL)
Vi	0.50000	Volume injected (uL)
Cpnd Variable		Local Compound Variable

	Compounds	QUANT SIG MASS	RT	EXP RT	REL RT	RESPONSE	CONCENTRATIONS ON-COLUMN (NG)	CONCENTRATIONS FINAL (ug/L)
* 1	1,4-Dichlorobenzene-d4	152	3.418	3.418	(1.000)	138099	2.00000	
* 2	Naphthalene-d8	136	4.306	4.306	(1.000)	600705	2.00000	
* 3	Acenaphthene-d10	164	5.569	5.569	(1.000)	314395	2.00000	
* 4	Phenanthrene-d10	188	6.654	6.649	(1.000)	522379	2.00000	
* 5	Chrysene-d12	240	8.607	8.607	(1.000)	434808	2.00000	
* 6	Perylene-d12	264	9.971	9.965	(1.000)	423862	2.00000	
9	Pyridine	79	1.825	1.830	(0.534)	295718	2.32784	9.3114
10	N-Nitrosodimethylamine	74	1.803	1.808	(0.528)	159857	2.33421	9.3368
11	Ethyl methacrylate	69	2.028	2.033	(0.593)	274240	2.41983	9.6793
12	3-Chloropropionitrile	54	2.204	2.210	(0.645)	124531	2.60362	10.414
13	Malononitrile	66	2.349	2.354	(0.687)	359815	2.65565	10.623
209	Benzaldehyde	77	3.130	3.130	(0.916)	238764	2.97446	11.898
21	Aniline	93	3.194	3.194	(0.934)	480604	2.52787	10.111
22	Phenol	94	3.140	3.140	(0.919)	423760	2.61992	10.480
23	bis(2-Chloroethyl)ether	93	3.215	3.221	(0.941)	323647	2.55424	10.217
24	2-Chlorophenol	128	3.274	3.279	(0.958)	248488	2.71883	10.875
26	1,3-Dichlorobenzene	146	3.381	3.381	(0.989)	235148	2.59665	10.386
27	1,4-Dichlorobenzene	146	3.429	3.429	(1.003)	210163	2.52682	10.107
28	1,2-Dichlorobenzene	146	3.536	3.536	(1.034)	226847	2.61088	10.444
29	Benzyl Alcohol	108	3.493	3.493	(1.022)	139244	2.03130	8.1252
30	2-Methylphenol	108	3.552	3.552	(1.039)	320677	3.11274	12.451

	Compounds	QUANT SIG MASS	RT	EXP RT	REL RT	RESPONSE	CONCENTRATIONS ON-COLUMN (NG)	CONCENTRATIONS FINAL (ug/L)
31	bis(2-Chloroisopropyl)ether	45	3.579	3.579	(1.047)	245716	2.83636	11.345
37	Acetophenone	105	3.681	3.686	(1.077)	433262	2.70348	10.814
32	N-Nitroso-di-n-propylamine	70	3.670	3.675	(1.074)	274952	2.64639	10.586
192	4-Methylphenol	108	3.654	3.659	(1.069)	303506	2.74332	10.973
34	Hexachloroethane	117	3.771	3.771	(1.103)	106129	2.62064	10.482
35	Nitrobenzene	77	3.809	3.809	(0.885)	411568	2.54692	10.188
41	Isophorone	82	3.969	3.969	(0.922)	725404	2.53562	10.142
42	2-Nitrophenol	139	4.028	4.028	(0.935)	134551	2.54866	10.195(Q)
43	2,4-Dimethylphenol	107	4.028	4.028	(0.935)	341017	2.54391	10.176
44	bis(2-Chloroethoxy)methane	93	4.098	4.098	(0.952)	388255	2.55638	10.226
46	2,4-Toluenediamene	121	5.125	5.125	(1.190)	86744	2.42526	9.7010
47	1,3,5-Trichlorobenzene	180	4.039	4.039	(0.938)	328564	3.48257	13.930
48	2,4-Dichlorophenol	162	4.194	4.194	(0.974)	181725	2.50176	10.007
49	Benzoic Acid	122	4.076	4.114	(0.947)	196583	3.54713	14.188(M)
50	1,2,4-Trichlorobenzene	180	4.258	4.258	(0.989)	208150	2.53013	10.120
51	Naphthalene	128	4.322	4.322	(1.004)	740367	2.52861	10.114
52	4-Chloroaniline	127	4.344	4.344	(1.009)	305194	2.45839	9.8336
56	Hexachlorobutadiene	225	4.397	4.397	(1.021)	105445	2.40873	9.6349
210	Caprolactam	113	4.590	4.600	(1.066)	76158	2.09313	8.3725
57	1,2,3-Trichlorobenzene	180	4.419	4.419	(1.026)	192426	2.56512	10.260
59	4-Chloro-3-Methylphenol	107	4.675	4.675	(1.086)	278780	2.45282	9.8113
62	2-Methylnaphthalene	142	4.814	4.814	(1.118)	391410	2.47430	9.8972
63	1-Methylnaphthalene	142	4.884	4.884	(1.134)	444679	2.47522	9.9009
64	Hexachlorocyclopentadiene	237	4.921	4.921	(0.884)	103340	2.11573	8.4629
66	2,4,6-Trichlorophenol	196	5.007	5.007	(0.899)	124684	2.39328	9.5731
67	2,4,5-Trichlorophenol	196	5.039	5.039	(0.905)	141788	2.57442	10.298
211	1,1'-Biphenyl	154	5.141	5.141	(0.923)	562884	2.54468	10.179
68	1,2,3,5-Tetrachlorobenzene	216	4.921	4.921	(0.884)	191252	2.57341	10.294
70	2-Chloronaphthalene	162	5.167	5.167	(0.928)	407257	2.50269	10.011
73	2-Nitroaniline	65	5.226	5.226	(0.939)	212702	2.69253	10.770
74	1,2,3,4-Tetrachlorobenzene	216	5.141	5.141	(0.923)	173545	2.49333	9.9733
76	Dimethylphthalate	163	5.344	5.344	(0.960)	487031	2.60849	10.434
78	2,6-Dinitrotoluene	165	5.392	5.397	(0.968)	118058	2.70436	10.817
79	Acenaphthylene	152	5.472	5.472	(0.983)	689530	2.50526	10.021
80	1,2-Dinitrobenzene	168	5.440	5.440	(0.977)	54768	2.56377	10.255
81	3-Nitroaniline	138	5.526	5.526	(0.992)	127328	2.72045	10.882
82	Acenaphthene	153	5.595	5.595	(1.005)	440189	2.52018	10.081(Q)
83	2,4-Dinitrophenol	184	5.606	5.601	(1.007)	48489	1.94569	7.7828(QR)
85	4-Nitrophenol	109	5.633	5.627	(1.012)	76821	2.03127	8.1251
86	Dibenzofuran	168	5.718	5.718	(1.027)	599873	2.54426	10.177
87	2,4-Dinitrotoluene	165	5.686	5.686	(1.021)	152445	2.76616	11.065
91	2,3,5,6-Tetrachlorophenol	232	5.767	5.766	(1.036)	100314	2.43997	9.7599
93	Diethylphthalate	149	5.847	5.847	(1.050)	508959	2.62304	10.492
94	Fluorene	166	5.964	5.964	(1.071)	512726	2.62873	10.515
95	4-Chlorophenyl-phenylether	204	5.948	5.948	(1.068)	235237	2.64139	10.566
96	4-Nitroaniline	138	5.970	5.964	(1.072)	143393	2.90369	11.615
98	4,6-Dinitro-2-methylphenol	198	5.986	5.986	(0.900)	67182	1.92887	7.7155
99	N-Nitrosodiphenylamine	169	6.034	6.034	(0.907)	367824	2.59547	10.382
100	1,2-Diphenylhydrazine	77	6.066	6.066	(0.912)	858460	2.60735	10.429
106	4-Bromophenyl-phenylether	248	6.307	6.307	(0.948)	119560	2.63459	10.538
107	Hexachlorobenzene	284	6.366	6.366	(0.957)	108413	2.48782	9.9513
212	Atrazine	200	6.403	6.403	(0.962)	111758	2.76032	11.041
111	Pentachlorophenol	266	6.510	6.505	(0.978)	123524	4.01098	16.044
115	Phenanthrene	178	6.670	6.670	(1.002)	744574	2.52571	10.103

	Compounds	QUANT SIG MASS	RT	EXP RT	REL RT	RESPONSE	CONCENTRATIONS ON-COLUMN (NG)	CONCENTRATIONS FINAL (ug/L)
116	Anthracene	178	6.708	6.708	(1.008)	738906	2.58248	10.330
119	Carbazole	167	6.815	6.809	(1.024)	695760	2.63819	10.553
120	Di-n-Butylphthalate	149	7.023	7.023	(1.055)	901286	2.70354	10.814
123	Fluoranthene	202	7.537	7.537	(1.133)	744914	2.54527	10.181
124	Benzidine	184	7.617	7.612	(0.885)	317171	2.09063	8.3625
125	Pyrene	202	7.708	7.708	(0.896)	808432	2.64394	10.576
131	Butylbenzylphthalate	149	8.131	8.131	(0.945)	408128	2.87217	11.489
133	3,3'-Dimethoxybenzidine	244	8.521	8.521	(0.990)	106257	2.45477	9.8191
135	3,3'-Dichlorobenzidine	252	8.559	8.558	(0.994)	256433	2.77196	11.088
136	Benzo(a)Anthracene	228	8.596	8.601	(0.999)	741060	2.54380	10.175
137	Chrysene	228	8.623	8.628	(1.002)	717534	2.60817	10.433
138	4,4'-Methylene bis(o-chloroan	231	8.553	8.553	(0.994)	128103	2.64309	10.572
139	bis(2-ethylhexyl)Phthalate	149	8.542	8.548	(0.993)	554907	2.79068	11.163
140	Di-n-octylphthalate	149	9.061	9.067	(0.909)	951054	2.70601	10.824
141	Benzo(b)fluoranthene	252	9.548	9.548	(0.958)	659810	2.38763	9.5505
142	Benzo(k)fluoranthene	252	9.575	9.575	(0.960)	711701	2.60077	10.403
146	Benzo(a)pyrene	252	9.906	9.906	(0.994)	635341	2.56303	10.252
149	Indeno(1,2,3-cd)pyrene	276	11.447	11.447	(1.148)	651188	2.57003	10.280
150	Dibenz(a,h)anthracene	278	11.457	11.452	(1.149)	572034	2.61786	10.471
151	Benzo(g,h,i)perylene	276	11.896	11.891	(1.193)	538824	2.54135	10.165
198	1,4-Dioxane	88	1.627	1.632	(0.476)	93591	2.20904	8.8362
101	Diphenylamine	169	6.034	6.034	(0.907)	367824	2.59547	10.382

QC Flag Legend

Q - Qualifier signal failed the ratio test.
R - Spike/Surrogate failed recovery limits.
M - Compound response manually integrated.

Data File Name: QCMRLCL.D
Inj. Date and Time: 08-APR-2009 15:51
Instrument ID: a4hp7.i
Client ID:
Compound Name: Benzoic Acid
CAS #: 65-85-0
Report Date: 04/08/2009

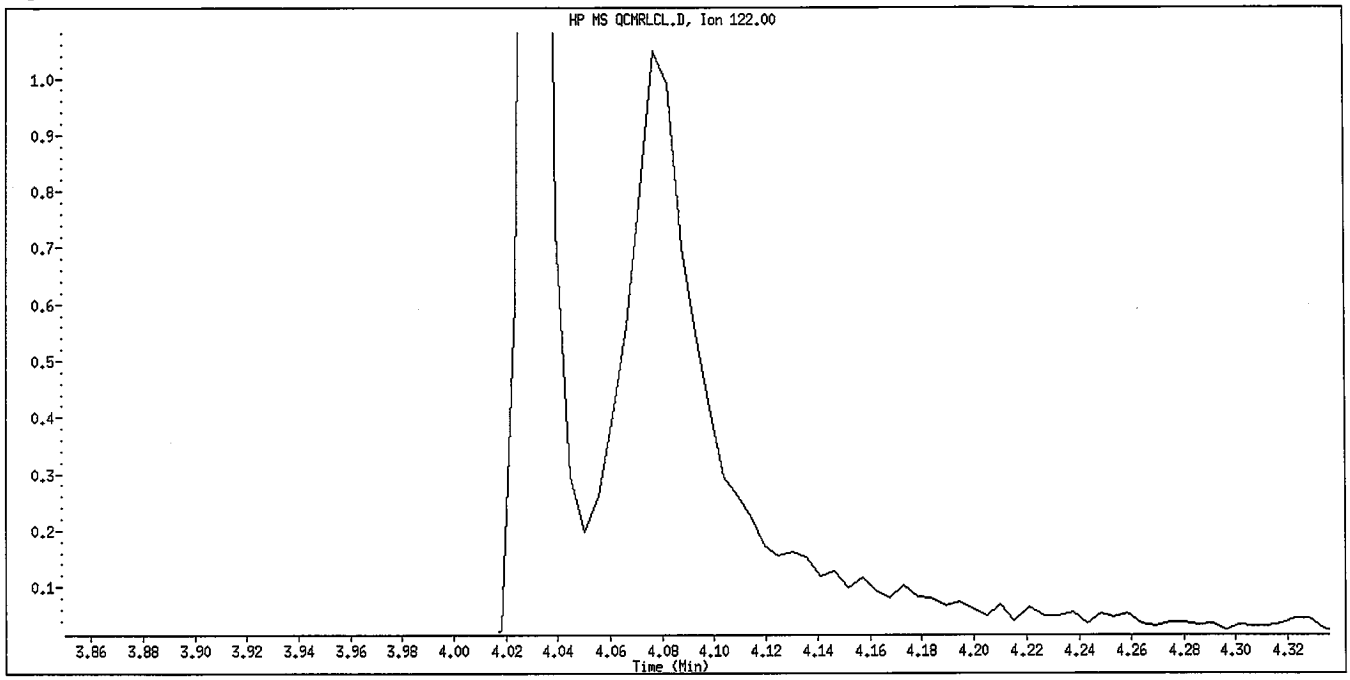

Original Integration

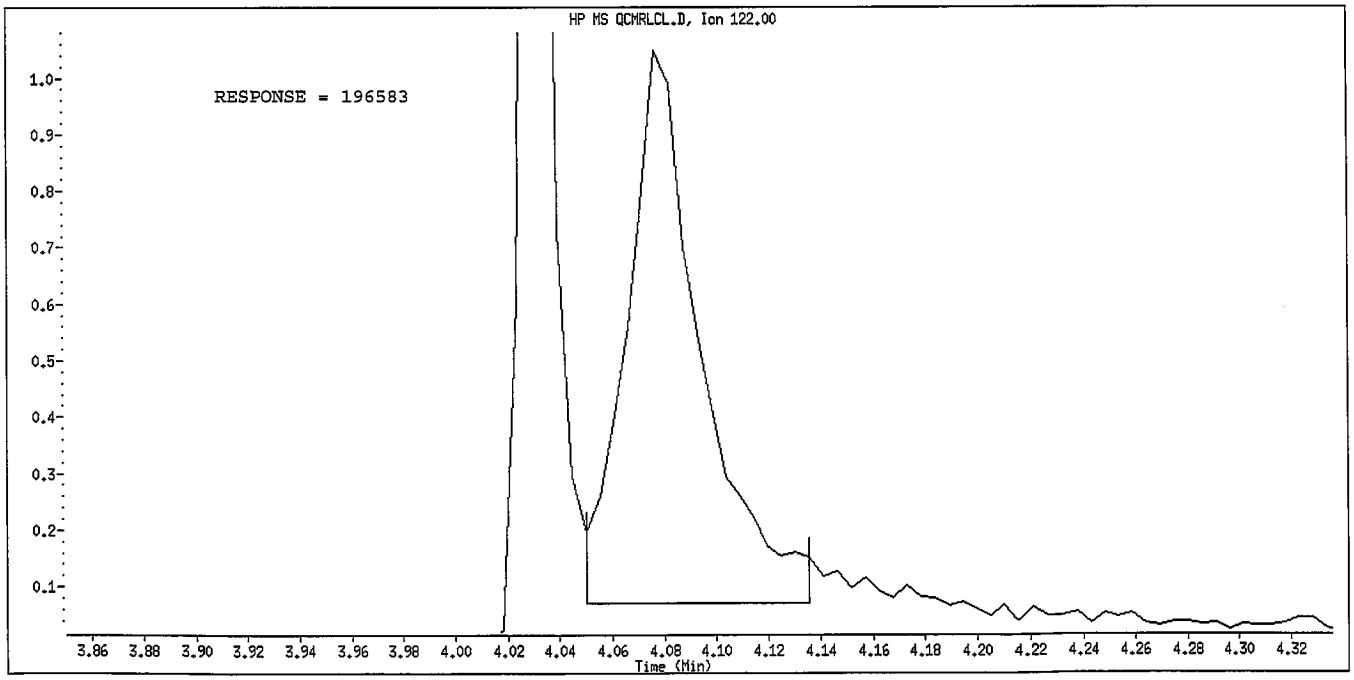

Manual Integration

Manually Integrated By: gruberj
Manual Integration Reason: Peak not found

TestAmerica North Canton

Semivolatile REPORT SW-846 Method 8270

Data file : \\cansvr11\dd\chem\MSS\a4hp7.i\90408a.b\MRLL1.D
Lab Smp Id: mrll1
Inj Date : 08-APR-2009 16:11
Operator : 001710 Inst ID: a4hp7.i
Smp Info : mrll1,90408a.b,8270C-625,1-827042d.sub
Misc Info :
Comment :
Method : \\cansvr11\dd\chem\MSS\a4hp7.i\90408a.b\8270C-625.m
Meth Date : 09-Apr-2009 14:54 gruberj Quant Type: ISTD
Cal Date : 01-APR-2009 17:51 Cal File: 7SMH0401.D
Als bottle: 21
Dil Factor: 1.00000
Integrator: HP RTE Compound Sublist: qcmrl.sub
Target Version: 4.14
Processing Host: CANPMSSV01

Compounds	QUANT SIG MASS	RT	EXP RT	REL RT	RESPONSE	CONCENTRATIONS ON-COLUMN (NG)	CONCENTRATIONS FINAL (NG)
* 1 1,4-Dichlorobenzene-d4	152	3.419	3.418	(1.000)	109606	2.00000	(Q)
* 2 Naphthalene-d8	136	4.306	4.306	(1.000)	431091	2.00000	
* 3 Acenaphthene-d10	164	5.569	5.569	(1.000)	210044	2.00000	
* 4 Phenanthrene-d10	188	6.654	6.649	(1.000)	380628	2.00000	
* 5 Chrysene-d12	240	8.607	8.607	(1.000)	303879	2.00000	
* 6 Perylene-d12	264	9.971	9.965	(1.000)	286061	2.00000	
9 Pyridine	79	1.841	1.830	(0.538)	3764	0.03733	0.037332
10 N-Nitrosodimethylamine	74	1.803	1.808	(0.528)	3484	0.06410	0.064098(M)
11 Ethyl methacrylate	69	2.028	2.033	(0.593)	5001	0.05560	0.055599(QM)
12 3-Chloropropionitrile	54	2.199	2.210	(0.643)	2351	0.06193	0.061931(Q)
13 Malononitrile	66	2.349	2.354	(0.687)	6680	0.06212	0.062119(M)
209 Benzaldehyde	77	3.130	3.130	(0.916)	4108	0.06448	0.064480
21 Aniline	93	3.194	3.194	(0.934)	6781	0.04494	0.044938
22 Phenol	94	3.140	3.140	(0.919)	6255	0.04872	0.048725
23 bis(2-Chloroethyl)ether	93	3.215	3.221	(0.941)	4899	0.04871	0.048714
24 2-Chlorophenol	128	3.274	3.279	(0.958)	3847	0.05303	0.053034
26 1,3-Dichlorobenzene	146	3.381	3.381	(0.989)	4436	0.06172	0.061719
27 1,4-Dichlorobenzene	146	3.429	3.429	(1.003)	4647	0.07040	0.070396
28 1,2-Dichlorobenzene	146	3.536	3.536	(1.034)	3901	0.05657	0.056570
29 Benzyl Alcohol	108	Compound Not Detected.					
30 2-Methylphenol	108	3.552	3.552	(1.039)	4610	0.05638	0.056381
31 bis(2-Chloroisopropyl)ether	45	3.574	3.579	(1.045)	4305	0.06261	0.062612(M)
37 Acetophenone	105	3.686	3.686	(1.078)	7038	0.05533	0.055332(M)
32 N-Nitroso-di-n-propylamine	70	3.670	3.675	(1.074)	4315	0.05233	0.052328(M)
192 4-Methylphenol	108	3.659	3.659	(1.070)	3371	0.03839	0.038390(M)
34 Hexachloroethane	117	3.772	3.771	(1.103)	1947	0.06058	0.060575
35 Nitrobenzene	77	3.804	3.809	(0.883)	5583	0.04814	0.048143
41 Isophorone	82	3.969	3.969	(0.922)	8161	0.03975	0.039750(M)
42 2-Nitrophenol	139	Compound Not Detected.					
43 2,4-Dimethylphenol	107	4.034	4.028	(0.937)	3620	0.03763	0.037629
44 bis(2-Chloroethoxy)methane	93	4.098	4.098	(0.952)	6230	0.05716	0.057159
46 2,4-Toluenediamene	121	Compound Not Detected.					
47 1,3,5-Trichlorobenzene	180	Compound Not Detected.					

	Compounds	QUANT SIG MASS	RT	EXP RT	REL RT	RESPONSE	CONCENTRATIONS ON-COLUMN (NG)	CONCENTRATIONS FINAL (NG)
48	2,4-Dichlorophenol	162	Compound Not Detected.					
49	Benzoic Acid	122	Compound Not Detected.					
50	1,2,4-Trichlorobenzene	180	4.258	4.258	(0.989)	3574	0.06054	0.060536
51	Naphthalene	128	4.322	4.322	(1.004)	11549	0.05496	0.054963
52	4-Chloroaniline	127	4.344	4.344	(1.009)	3274	0.03675	0.036749
56	Hexachlorobutadiene	225	4.397	4.397	(1.021)	1935	0.06159	0.061594
210	Caprolactam	113	Compound Not Detected.					
57	1,2,3-Trichlorobenzene	180	4.419	4.419	(1.026)	2398	0.04454	0.044544
59	4-Chloro-3-Methylphenol	107	Compound Not Detected.					
62	2-Methylnaphthalene	142	4.815	4.814	(1.118)	5304	0.04672	0.046722(M)
63	1-Methylnaphthalene	142	4.889	4.884	(1.135)	5846	0.04534	0.045344
64	Hexachlorocyclopentadiene	237	Compound Not Detected.					
66	2,4,6-Trichlorophenol	196	Compound Not Detected.					
67	2,4,5-Trichlorophenol	196	Compound Not Detected.					
211	1,1'-Biphenyl	154	5.146	5.141	(0.924)	8173	0.05530	0.055305
68	1,2,3,5-Tetrachlorobenzene	216	4.921	4.921	(0.884)	3196	0.06437	0.064369
70	2-Chloronaphthalene	162	5.168	5.167	(0.928)	6961	0.06403	0.064029
73	2-Nitroaniline	65	Compound Not Detected.					
74	1,2,3,4-Tetrachlorobenzene	216	5.141	5.141	(0.923)	2720	0.05849	0.058493(M)
76	Dimethylphthalate	163	5.355	5.344	(0.962)	4256	0.03412	0.034119(M)
78	2,6-Dinitrotoluene	165	Compound Not Detected.					
79	Acenaphthylene	152	5.472	5.472	(0.983)	10949	0.05954	0.059544
80	1,2-Dinitrobenzene	168	Compound Not Detected.					
81	3-Nitroaniline	138	Compound Not Detected.					
82	Acenaphthene	153	5.595	5.595	(1.005)	6425	0.05506	0.055059
83	2,4-Dinitrophenol	184	Compound Not Detected.					
85	4-Nitrophenol	109	Compound Not Detected.					
86	Dibenzofuran	168	5.724	5.718	(1.028)	8491	0.05390	0.053905
87	2,4-Dinitrotoluene	165	Compound Not Detected.					
91	2,3,5,6-Tetrachlorophenol	232	Compound Not Detected.					
93	Diethylphthalate	149	5.852	5.847	(1.051)	6162	0.04753	0.047534
94	Fluorene	166	5.970	5.964	(1.072)	7411	0.05687	0.056872
95	4-Chlorophenyl-phenylether	204	5.959	5.948	(1.070)	3062	0.05146	0.051463
96	4-Nitroaniline	138	Compound Not Detected.					
98	4,6-Dinitro-2-methylphenol	198	Compound Not Detected.					
99	N-Nitrosodiphenylamine	169	6.045	6.034	(0.908)	5200	0.05036	0.050357
100	1,2-Diphenylhydrazine	77	6.071	6.066	(0.912)	11687	0.04872	0.048716
106	4-Bromophenyl-phenylether	248	6.312	6.307	(0.949)	1808	0.05468	0.054678
107	Hexachlorobenzene	284	Compound Not Detected.					
212	Atrazine	200	6.408	6.403	(0.963)	1157	0.03922	0.039219(Q)
111	Pentachlorophenol	266	Compound Not Detected.					
115	Phenanthrene	178	6.670	6.670	(1.002)	10821	0.05038	0.050376
116	Anthracene	178	6.713	6.708	(1.009)	9796	0.04699	0.046987
119	Carbazole	167	6.831	6.809	(1.027)	10369	0.05396	0.053960
120	Di-n-Butylphthalate	149	7.029	7.023	(1.056)	13969	0.05751	0.057507
123	Fluoranthene	202	7.542	7.537	(1.133)	11268	0.05284	0.052840
124	Benzidine	184	7.633	7.612	(0.887)	4748	0.41461	0.41461(M)
125	Pyrene	202	7.713	7.708	(0.896)	12541	0.05869	0.058686
131	Butylbenzylphthalate	149	8.131	8.131	(0.945)	5402	0.05440	0.054396
133	3,3'-Dimethoxybenzidine	244	Compound Not Detected.					
135	3,3'-Dichlorobenzidine	252	8.569	8.558	(0.996)	3605	0.05576	0.055759
136	Benzo(a)Anthracene	228	8.601	8.601	(0.999)	12990	0.06380	0.063802
137	Chrysene	228	8.628	8.628	(1.002)	11615	0.06041	0.060410
138	4,4'-Methylene bis(o-chloroan	231	8.564	8.553	(0.995)	2062	0.06087	0.060875

	Compounds	QUANT SIG MASS	RT	EXP RT	REL RT	RESPONSE	CONCENTRATIONS ON-COLUMN (NG)	CONCENTRATIONS FINAL (NG)
139	bis(2-ethylhexyl)Phthalate	149	8.543	8.548	(0.993)	8254	0.05940	0.059395
140	Di-n-octylphthalate	149	9.067	9.067	(0.909)	12668	0.23545	0.23545
141	Benzo(b)fluoranthene	252	9.548	9.548	(0.958)	9142	0.04902	0.049018
142	Benzo(k)fluoranthene	252	9.575	9.575	(0.960)	11133	0.06028	0.060281
146	Benzo(a)pyrene	252	9.912	9.906	(0.994)	9984	0.05968	0.059678
149	Indeno(1,2,3-cd)pyrene	276	11.463	11.447	(1.150)	10574	0.06184	0.061835(QM)
150	Dibenz(a,h)anthracene	278	11.463	11.452	(1.150)	9777	0.06630	0.066297(QM)
151	Benzo(g,h,i)perylene	276	11.896	11.891	(1.193)	9135	0.06384	0.063840(QM)
198	1,4-Dioxane	88	Compound Not Detected.					
101	Diphenylamine	169	6.045	6.034	(0.908)	5200	0.05036	0.050357

QC Flag Legend

Q - Qualifier signal failed the ratio test.
M - Compound response manually integrated.


Y (x10^6)
0.2
0.3
0.4
0.5
0.6
0.7
0.8
0.9
1.0
1.1
1.2
1.3
1.4
1.5
1.6
Min
2
3
4
5
6
7
8
9
10
11
12
-Pyridine+
-3-Chloropropionitrile
-Malononitrile
-Benzaldehyde+
-1,4-Dichlorobenzene-d4+
-2-Methylphenol+
-2,4-Dimethylphenol+
-1,2,4-Trichlorobenzene
-Hexachlorobutadiene+
Naphthalene-d8+
-1-Methylnaphthalene+
-1,1'-Biphenyl+
-Acenaphthene-d10+
-Diethylphthalate+
-4-Bromophenyl-phenylether+
-Phenanthrene-d10+
-Carbazole+
-Fluoranthene
-Pyrene+
-Butylbenzylphthalate
-Chrysene-d12+
-Di-n-octylphthalate
-Perylene-d12+
-Indeno(1,2,3-cd)pyrene+
\\cansvr11\dd\chem\MSS\a4np7.i\90408a.b\MRLL1.D

Data File Name: MRLL1.D
Inj. Date and Time: 08-APR-2009 16:11
Instrument ID: a4hp7.i
Client ID:
Compound Name: N-Nitrosodimethylamine
CAS #: 62-75-9
Report Date: 04/09/2009

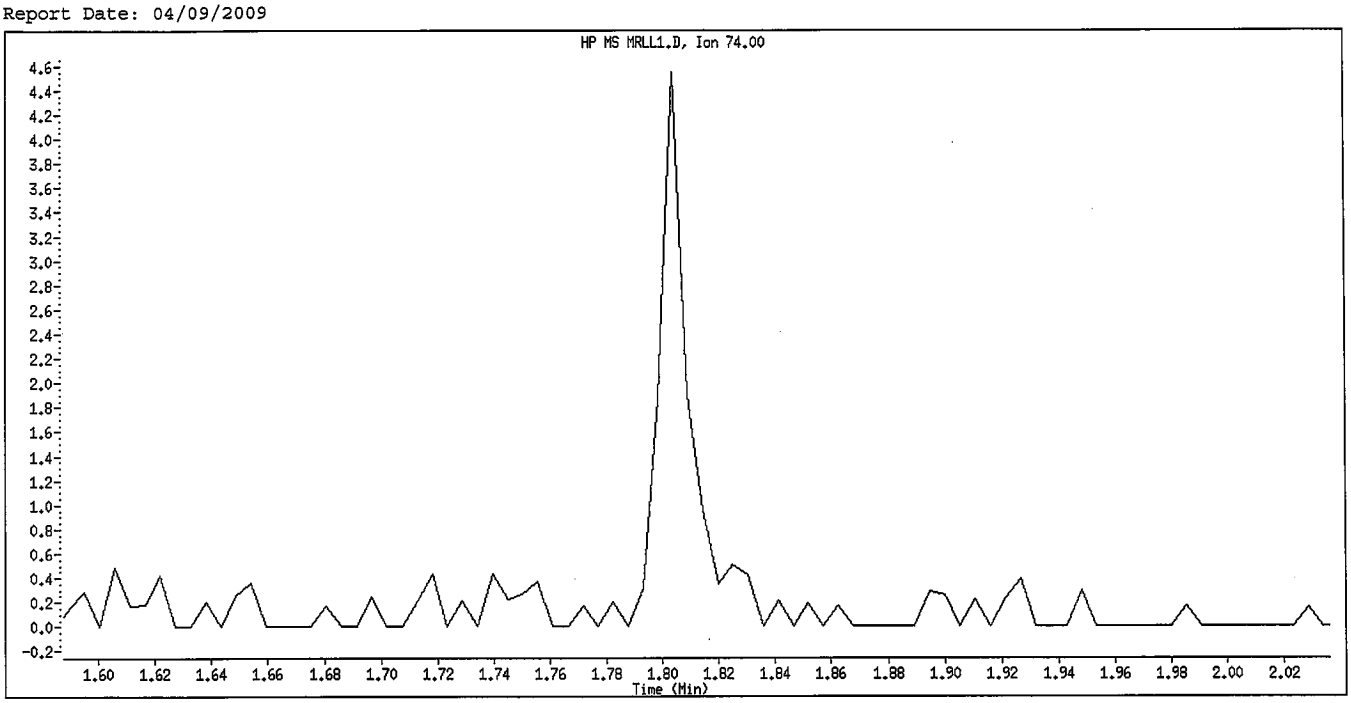

Original Integration

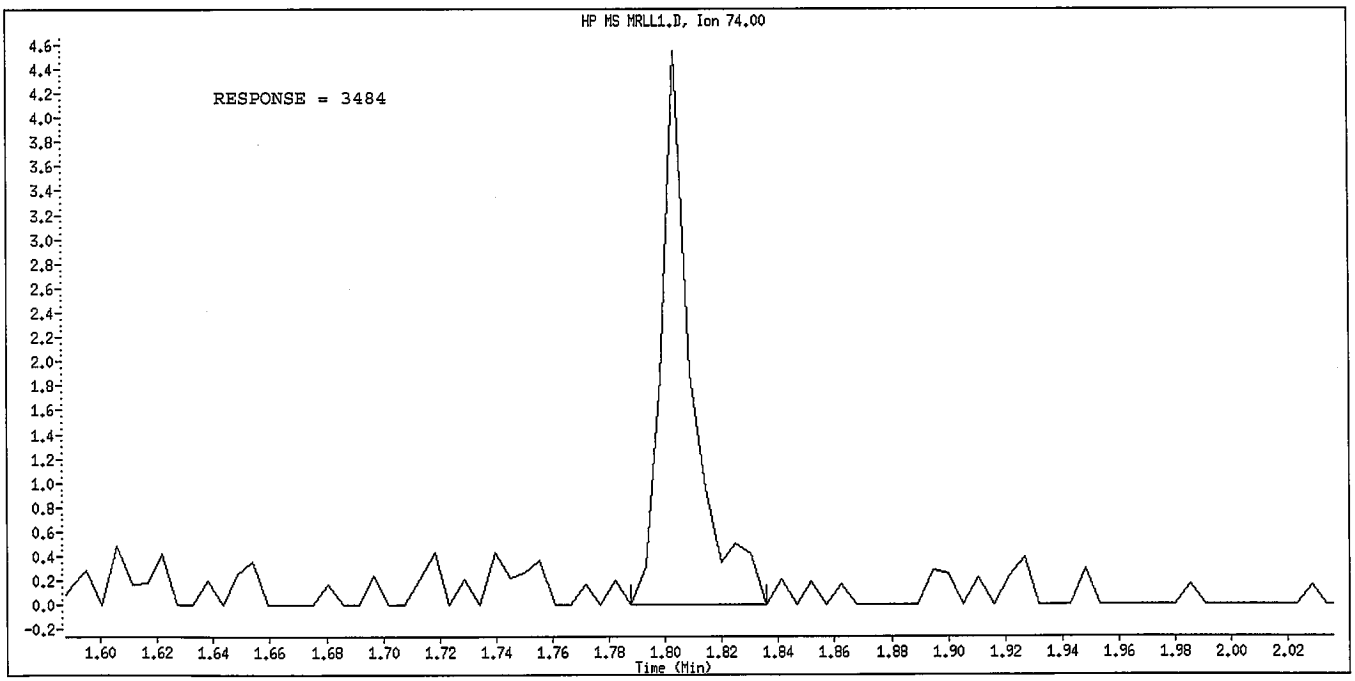

Manual Integration

Manually Integrated By: gruberj
Manual Integration Reason: Peak not found

Data File Name: MRLL1.D
Inj. Date and Time: 08-APR-2009 16:11
Instrument ID: a4hp7.i
Client ID:
Compound Name: Ethyl methacrylate
CAS #: 97-63-2
Report Date: 04/09/2009

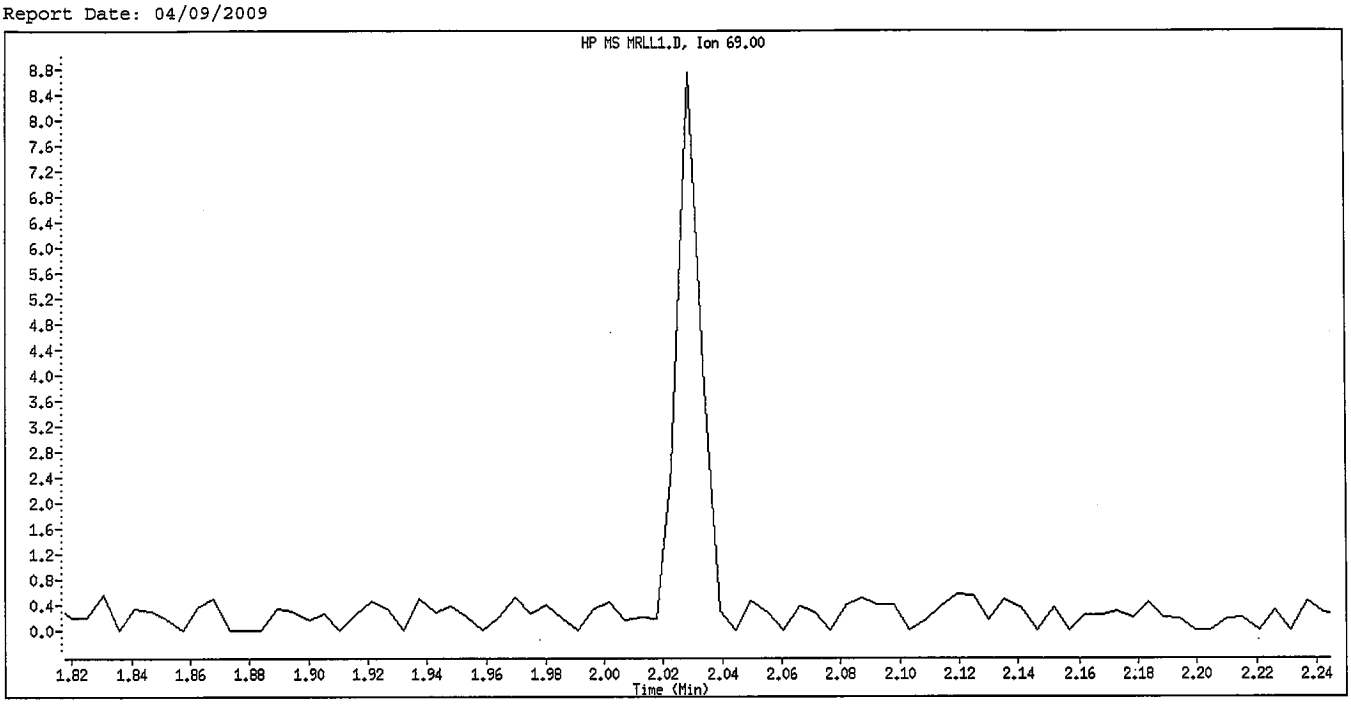

Original Integration

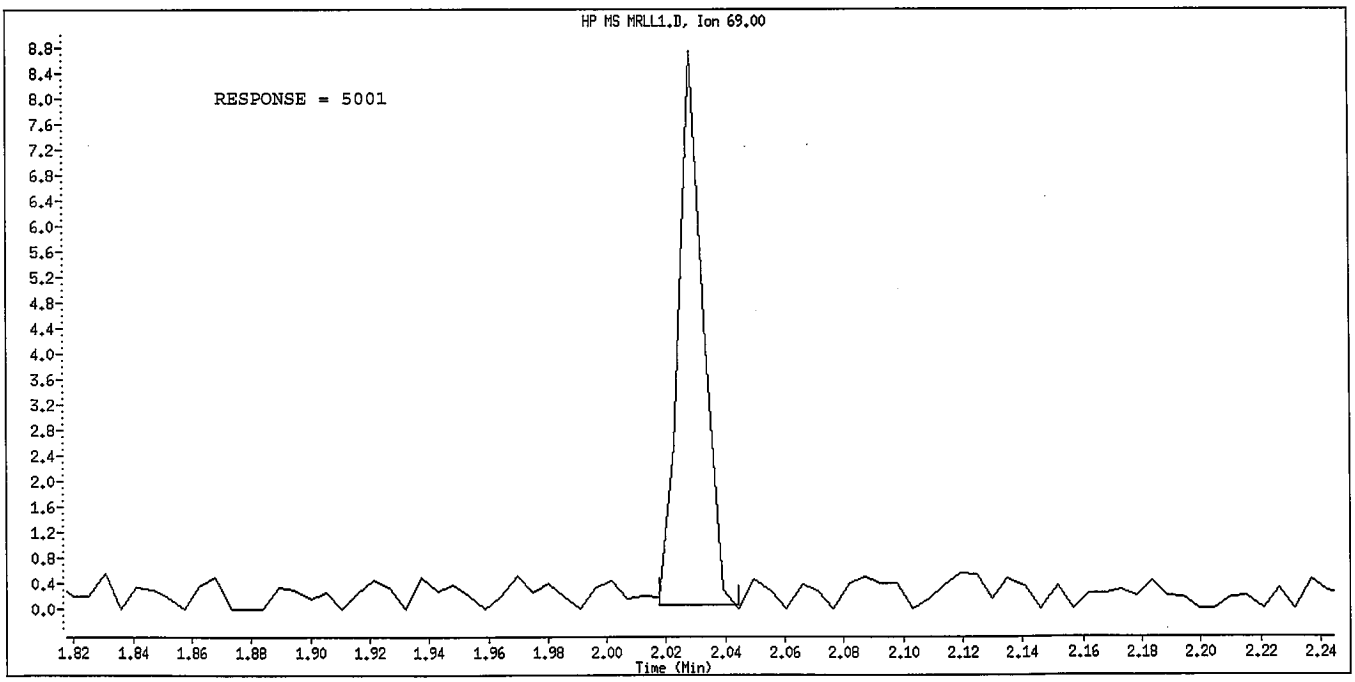

Manual Integration

Manually Integrated By: gruberj
Manual Integration Reason: Unknown

Data File Name: MRLL1.D
Inj. Date and Time: 08-APR-2009 16:11
Instrument ID: a4hp7.i
Client ID:
Compound Name: Malononitrile
CAS #: 109-77-3
Report Date: 04/09/2009

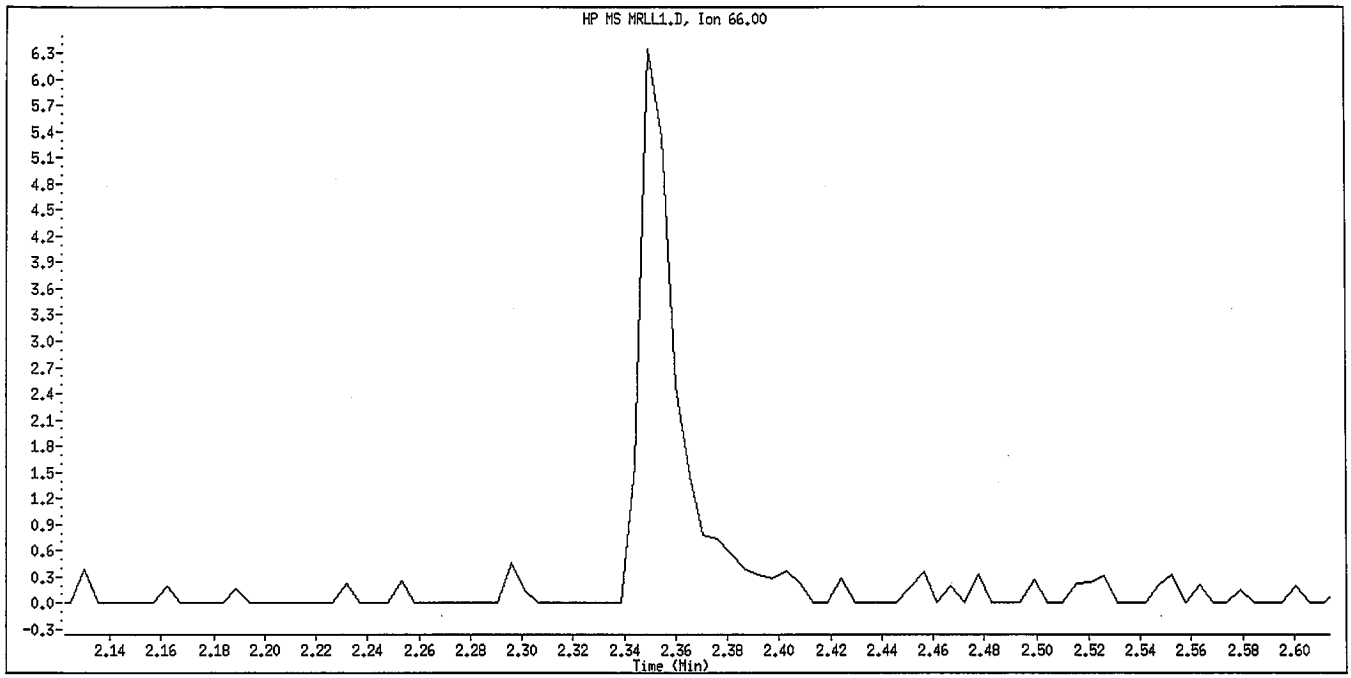

Original Integration

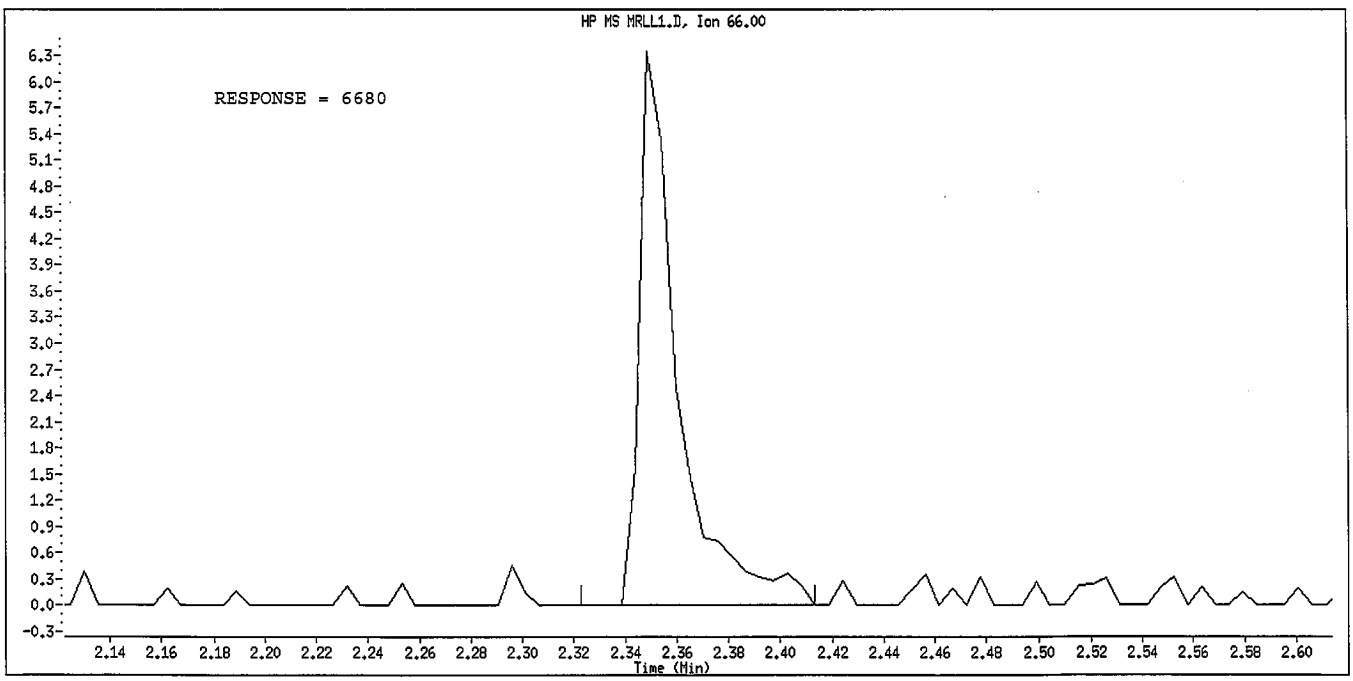

Manual Integration

Manually Integrated By: gruberj
Manual Integration Reason: Peak not found

Data File Name: MRLL1.D
Inj. Date and Time: 08-APR-2009 16:11
Instrument ID: a4hp7.i
Client ID:
Compound Name: bis(2-Chloroisopropyl)ether
CAS #: 108-60-1
Report Date: 04/09/2009

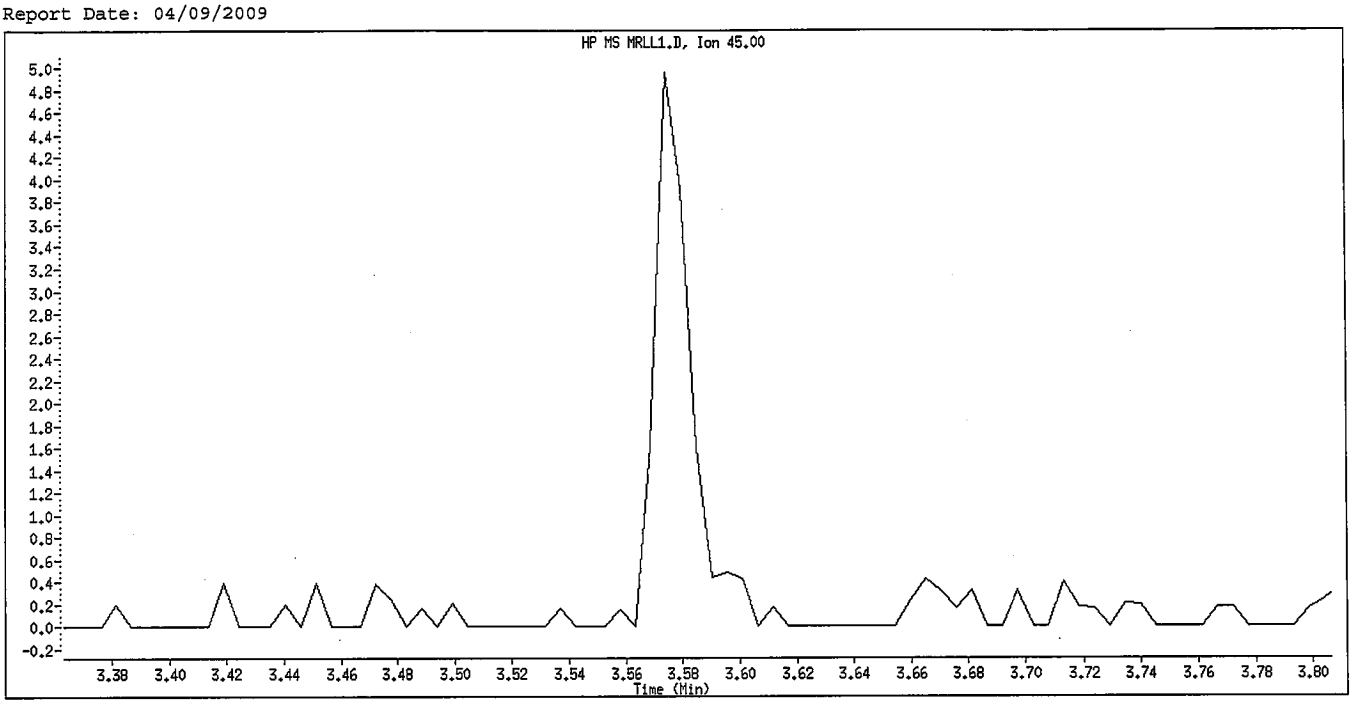

Original Integration

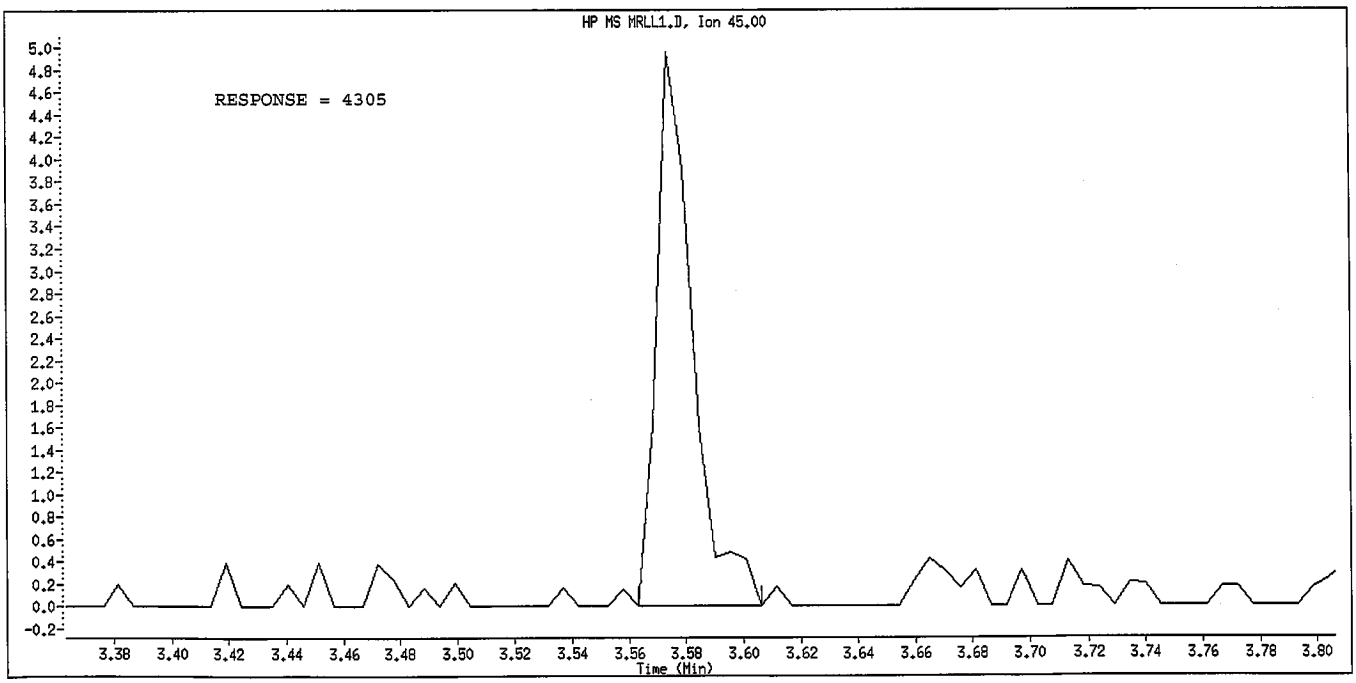

Manual Integration

Manually Integrated By: gruberj
Manual Integration Reason: Peak not found

Data File Name: MRLL1.D
Inj. Date and Time: 08-APR-2009 16:11
Instrument ID: a4hp7.i
Client ID:
Compound Name: 4-Methylphenol
CAS #: 106-44-5
Report Date: 04/09/2009

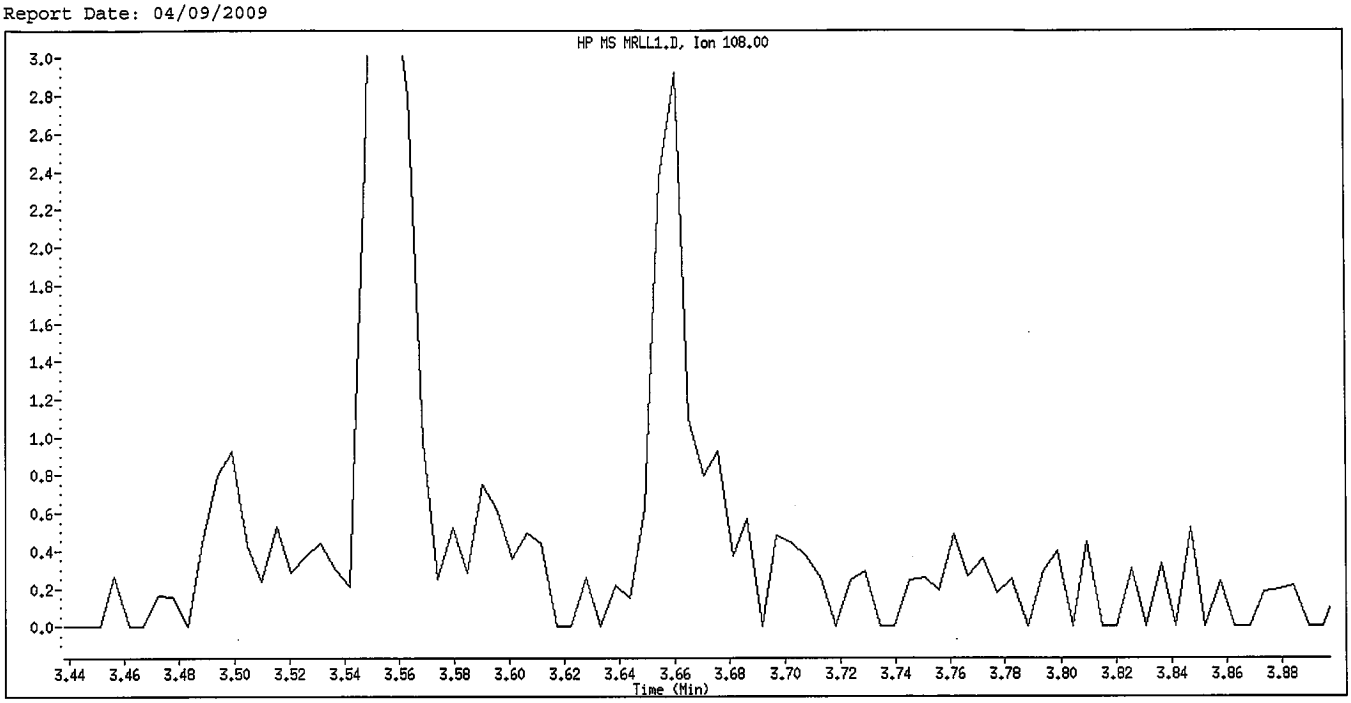

Original Integration

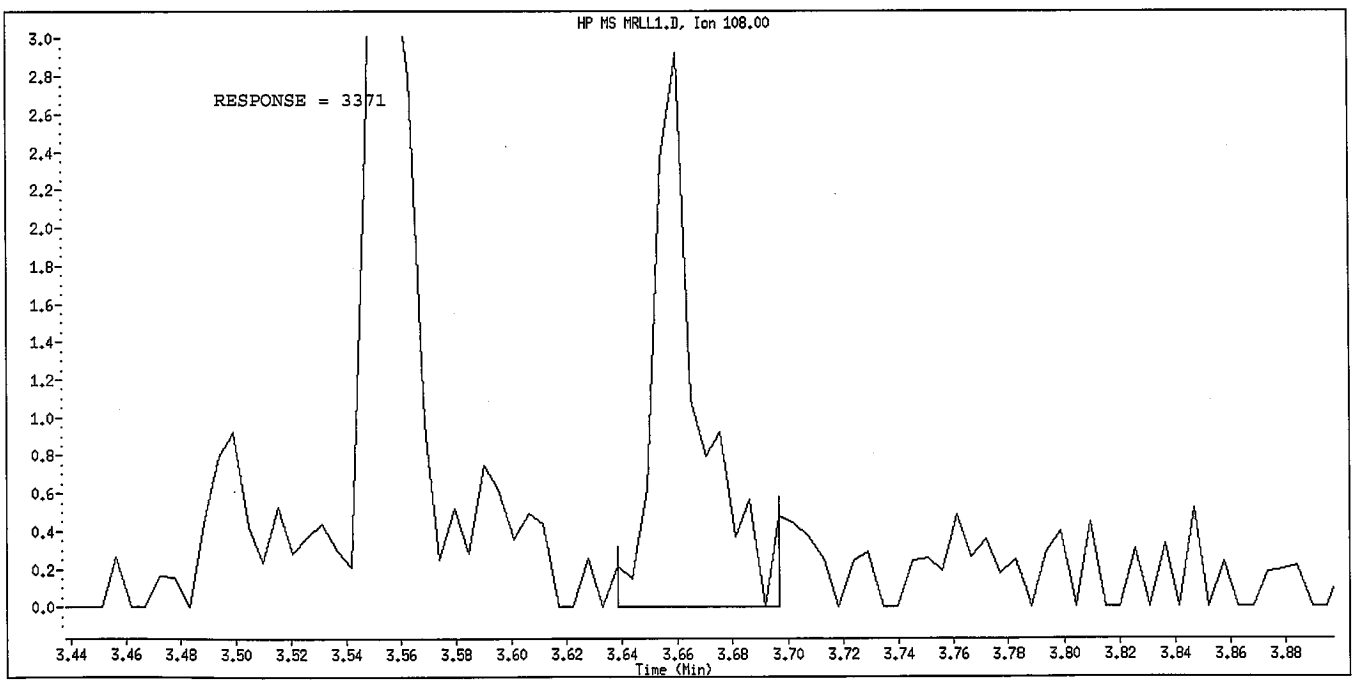

Manual Integration

Manually Integrated By: gruberj
Manual Integration Reason: Peak not found

Data File Name: MRLL1.D
Inj. Date and Time: 08-APR-2009 16:11
Instrument ID: a4hp7.i
Client ID:
Compound Name: N-Nitroso-di-n-propylamine
CAS #: 621-64-7
Report Date: 04/09/2009

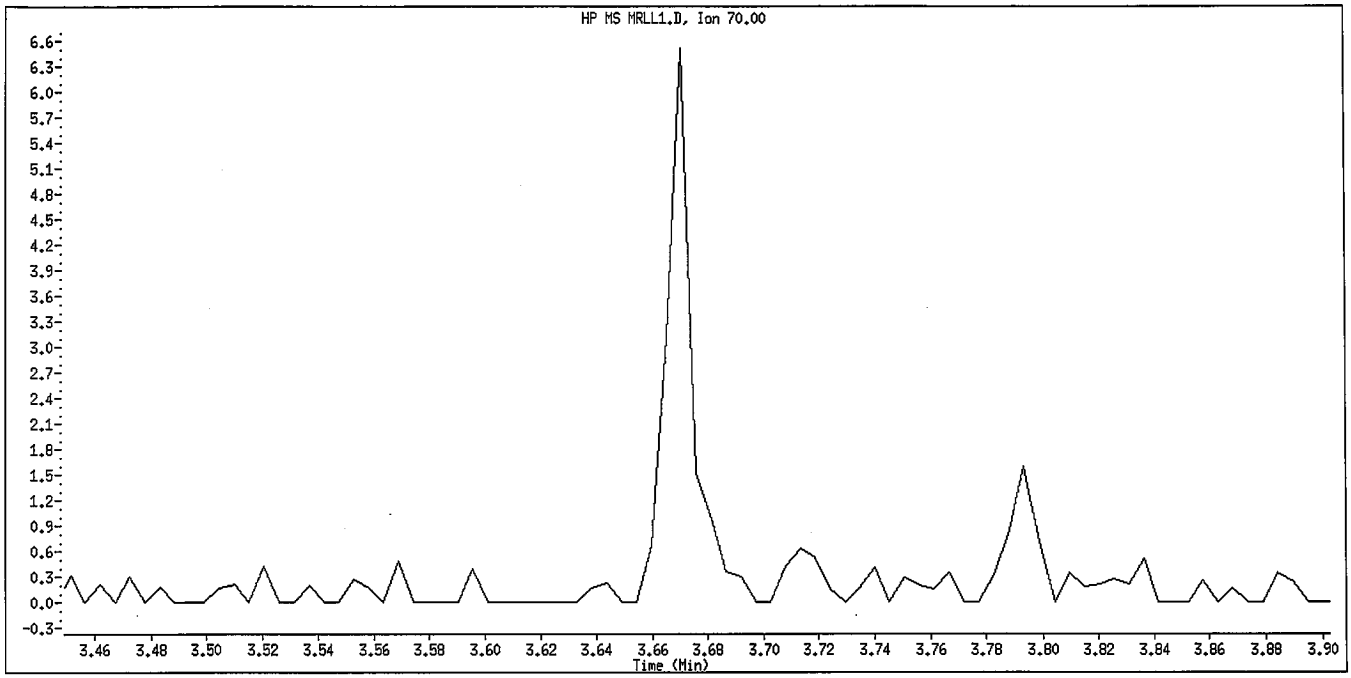

Original Integration

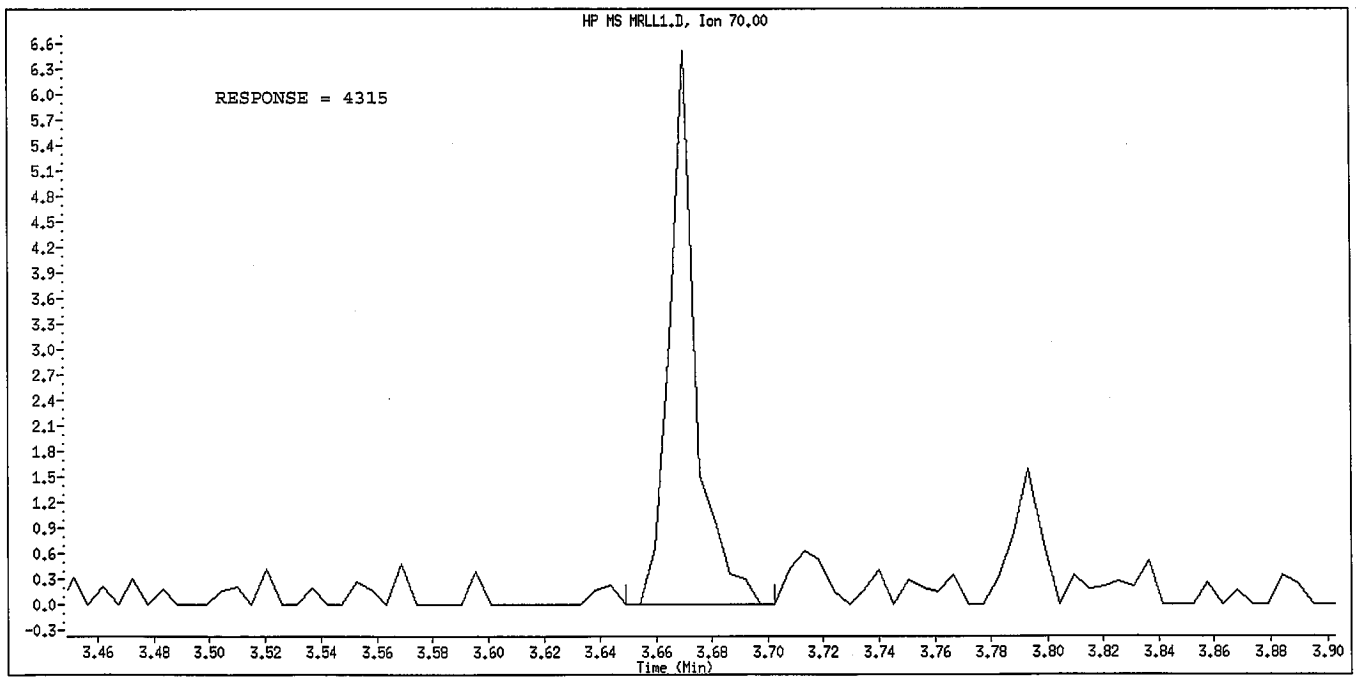

Manual Integration

Manually Integrated By: gruberj
Manual Integration Reason: Peak not found

Data File Name: MRLL1.D
Inj. Date and Time: 08-APR-2009 16:11
Instrument ID: a4hp7.i
Client ID:
Compound Name: Acetophenone
CAS #: 98-86-2
Report Date: 04/09/2009

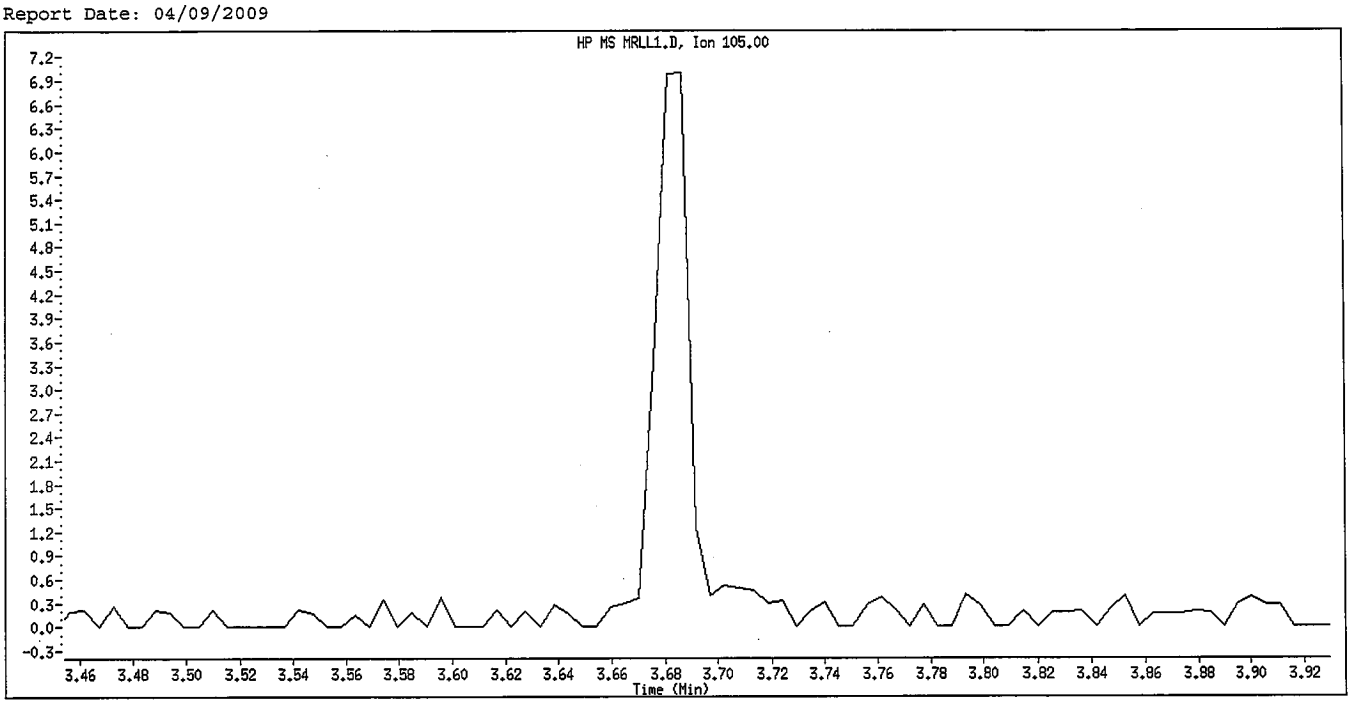

Original Integration

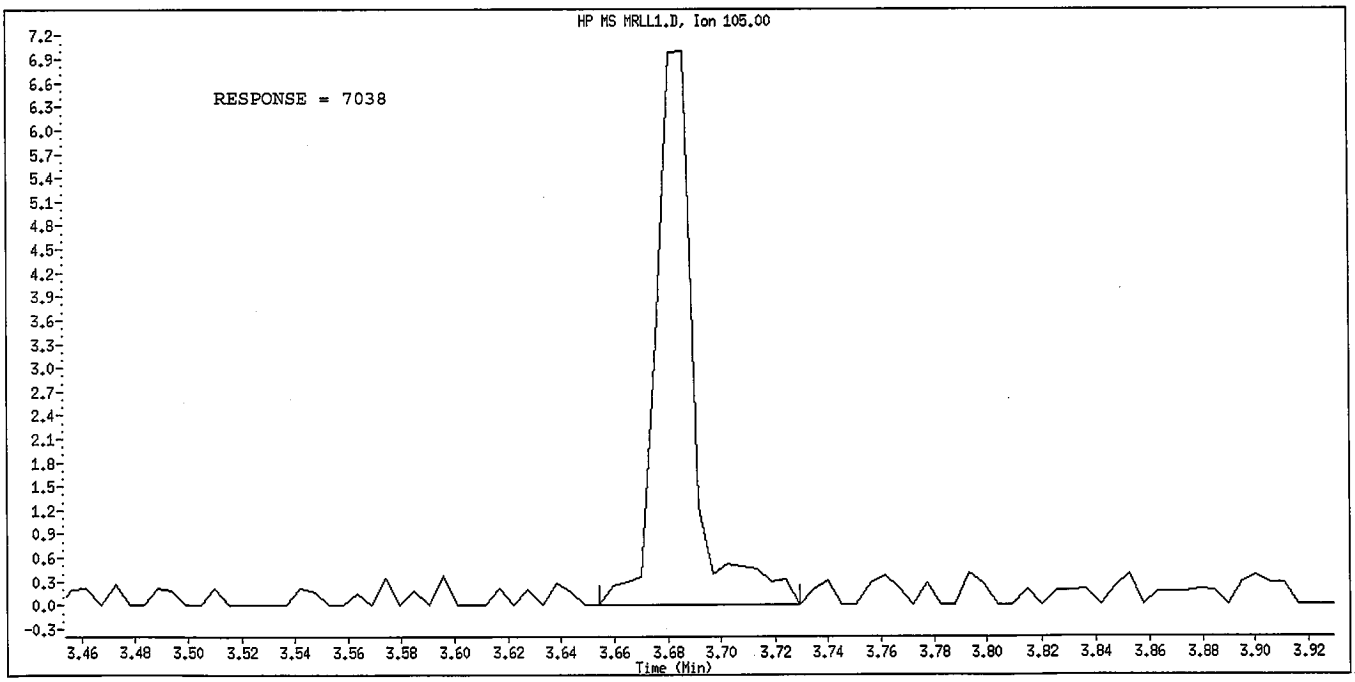

Manual Integration

Manually Integrated By: gruberj
Manual Integration Reason: Peak not found

Data File Name: MRLL1.D
Inj. Date and Time: 08-APR-2009 16:11
Instrument ID: a4hp7.i
Client ID:
Compound Name: Isophorone
CAS #: 78-59-1
Report Date: 04/09/2009

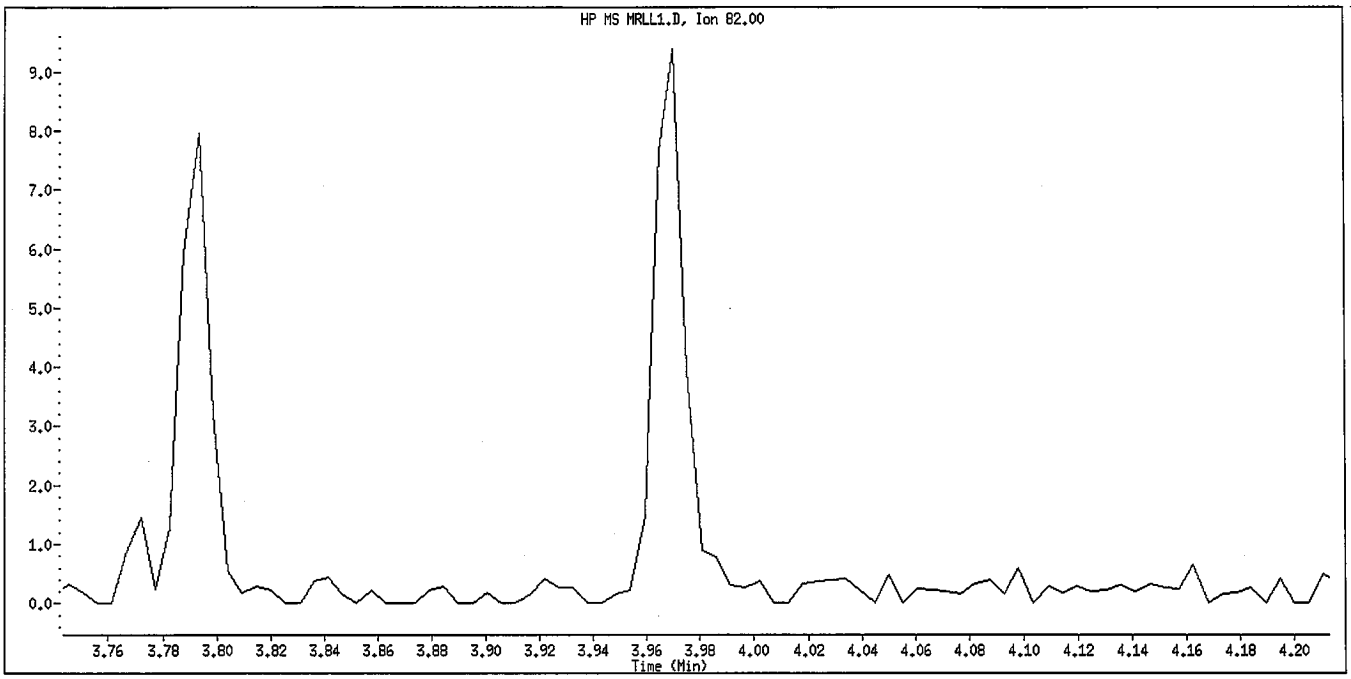

Original Integration

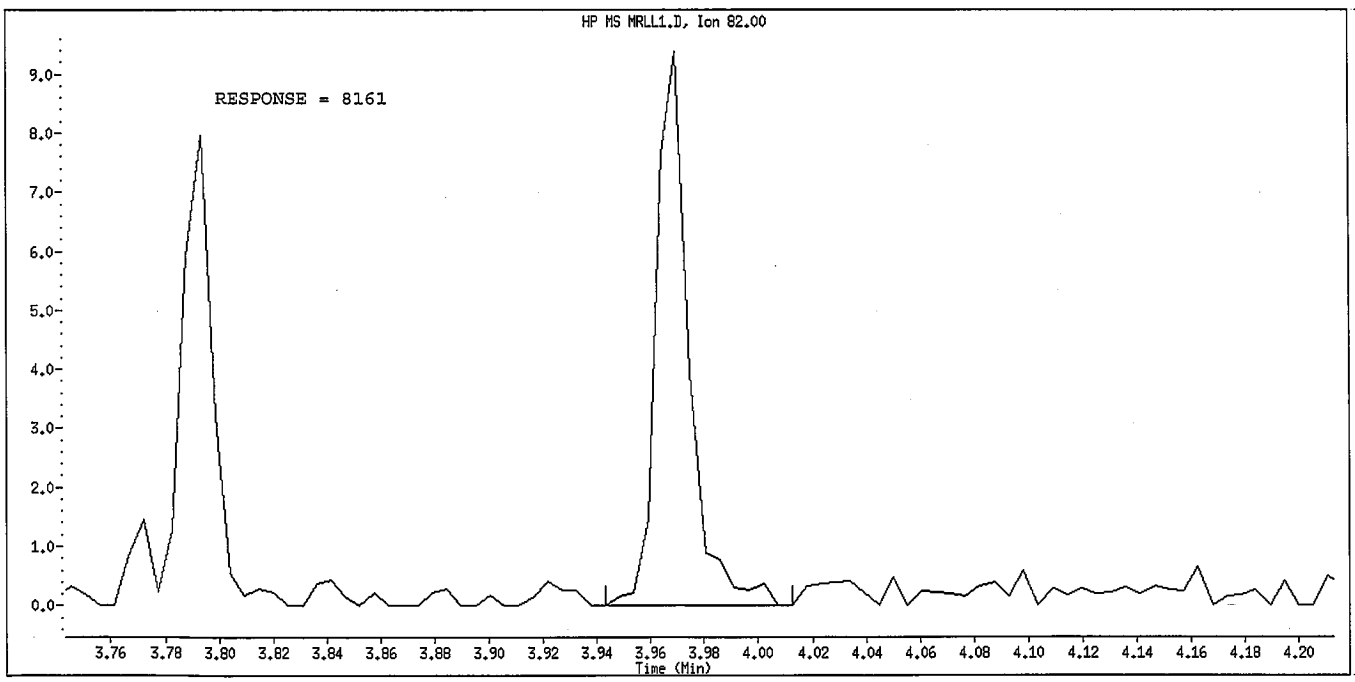

Manual Integration

Manually Integrated By: gruberj
Manual Integration Reason: Peak not found

Data File Name: MRLL1.D
Inj. Date and Time: 08-APR-2009 16:11
Instrument ID: a4hp7.i
Client ID:
Compound Name: 2-Methylnaphthalene
CAS #: 91-57-6
Report Date: 04/09/2009

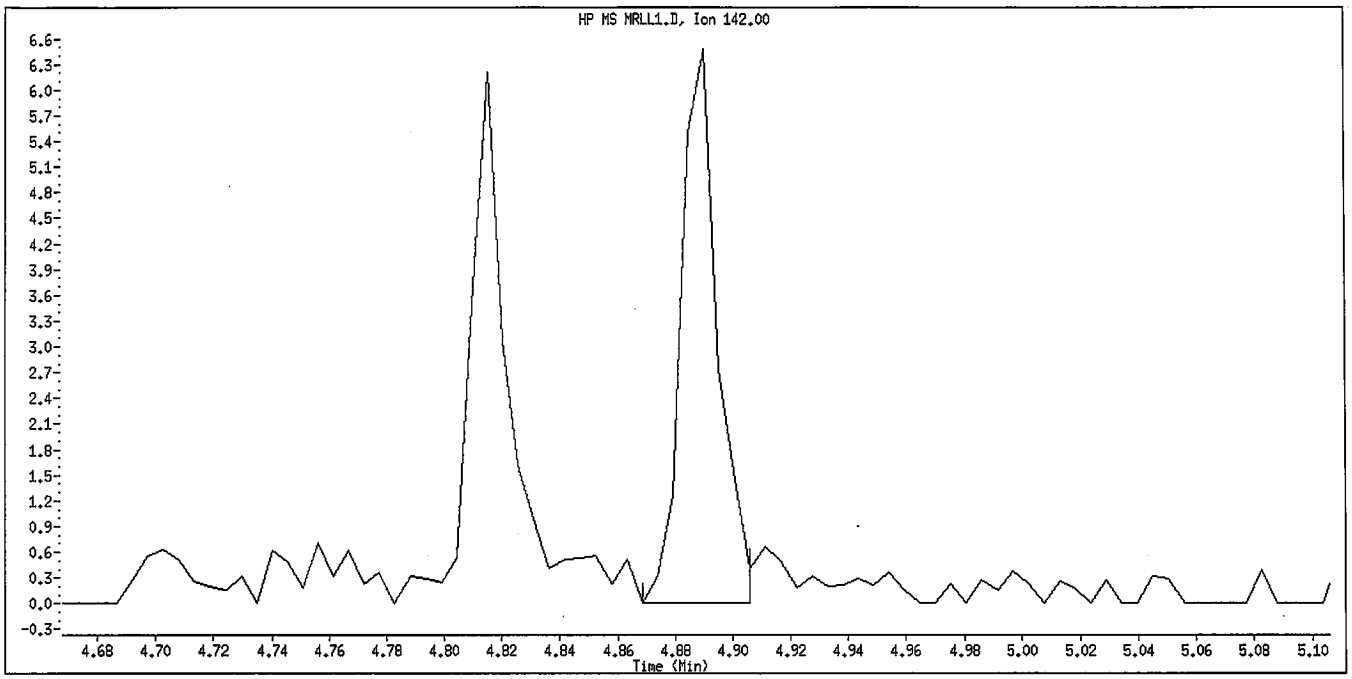

Original Integration

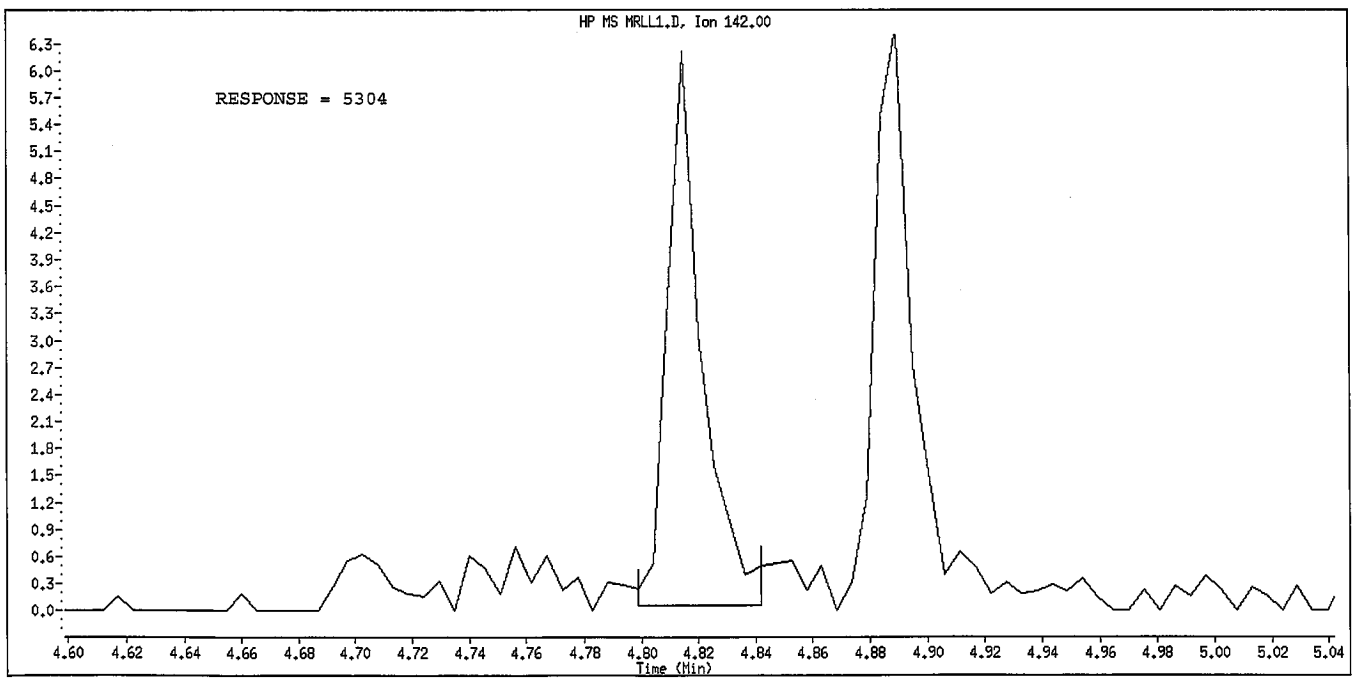

Manual Integration

Manually Integrated By: gruberj
Manual Integration Reason: Peak not found

Data File Name: MRLL1.D
Inj. Date and Time: 08-APR-2009 16:11
Instrument ID: a4hp7.i
Client ID:
Compound Name: 1,2,3,4-Tetrachlorobenzene
CAS #: 634-66-2
Report Date: 04/09/2009

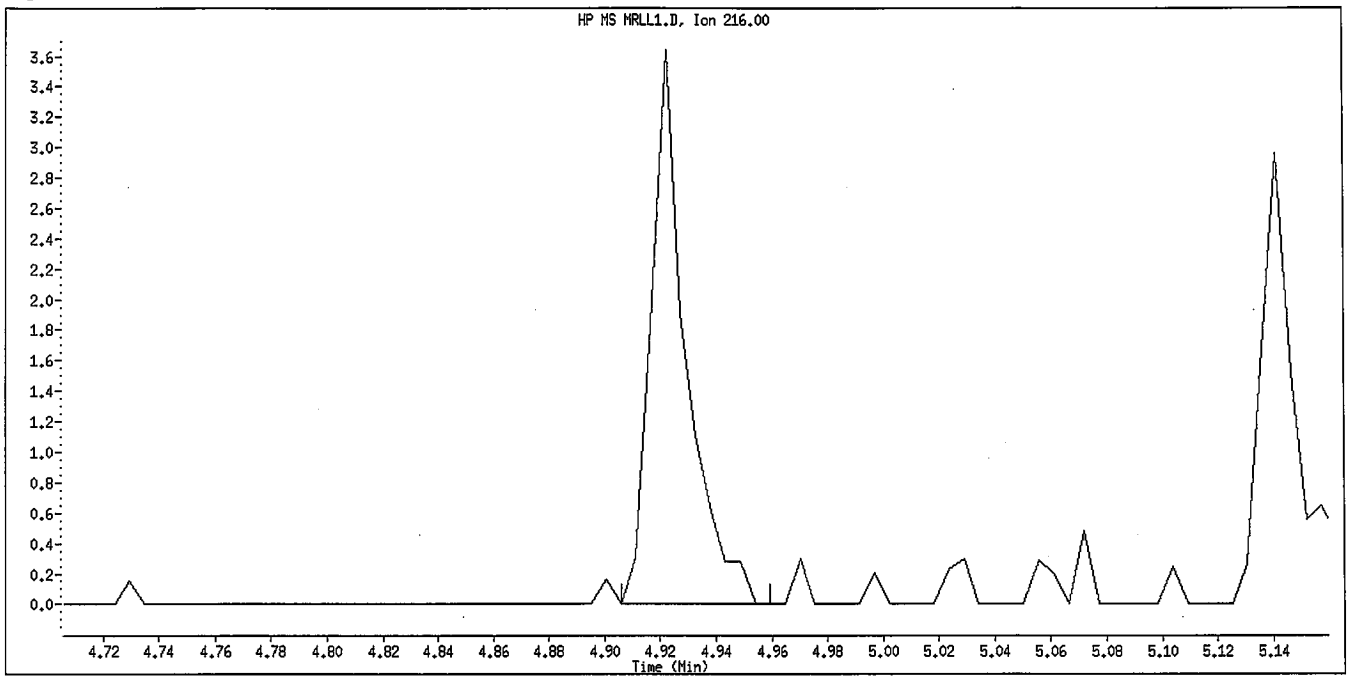

Original Integration

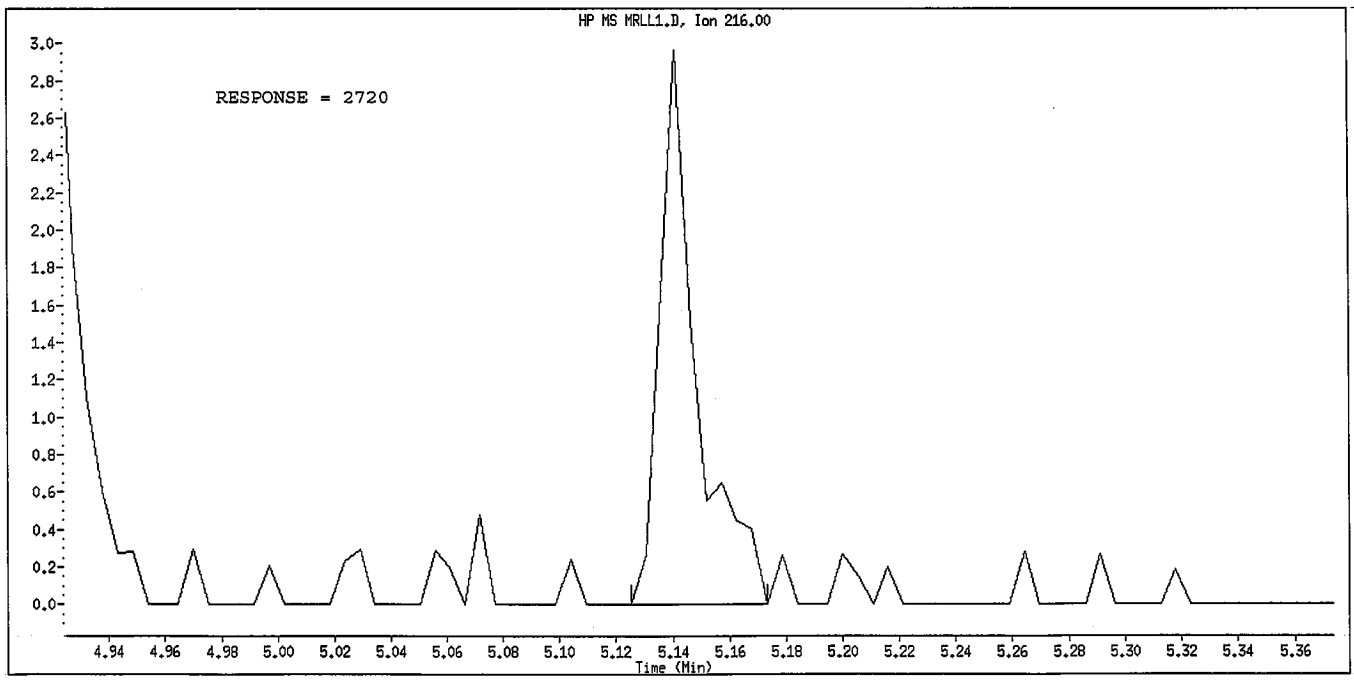

Manual Integration

Manually Integrated By: gruberj
Manual Integration Reason: Peak not found

Data File Name: MRLL1.D
Inj. Date and Time: 08-APR-2009 16:11
Instrument ID: a4hp7.i
Client ID:
Compound Name: Dimethylphthalate
CAS #: 131-11-3
Report Date: 04/09/2009

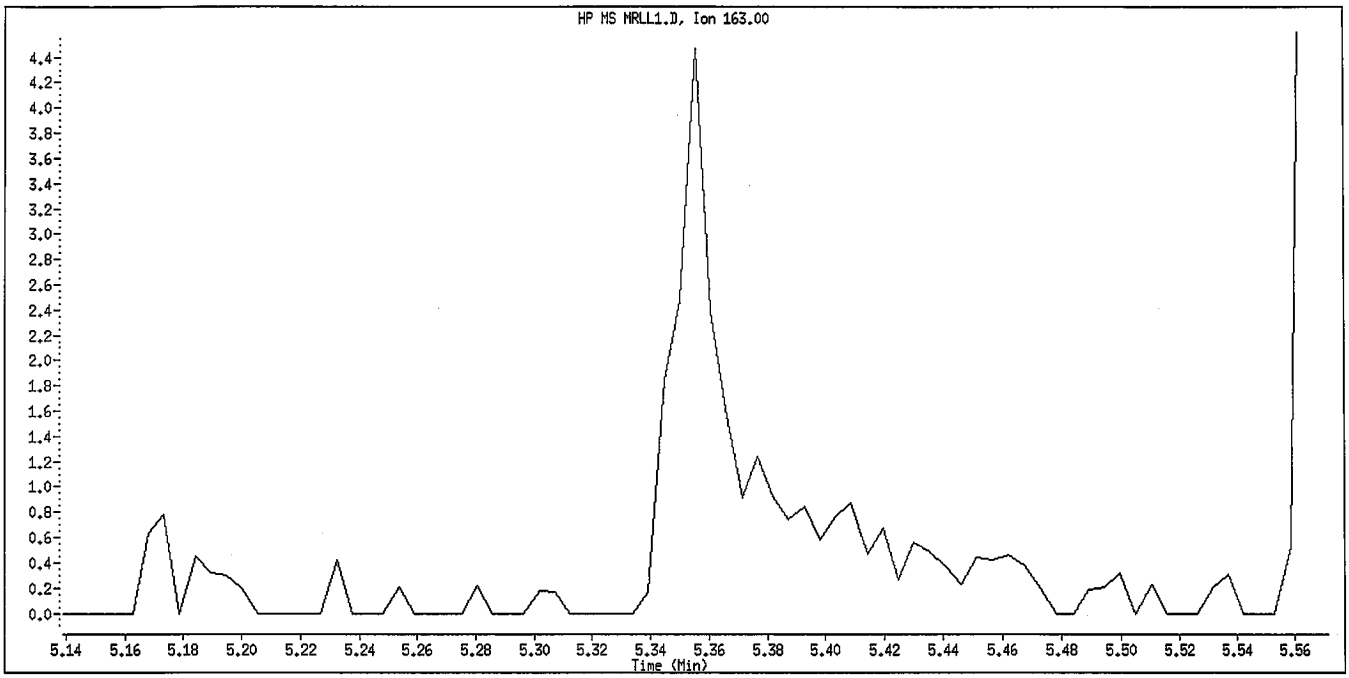

Original Integration

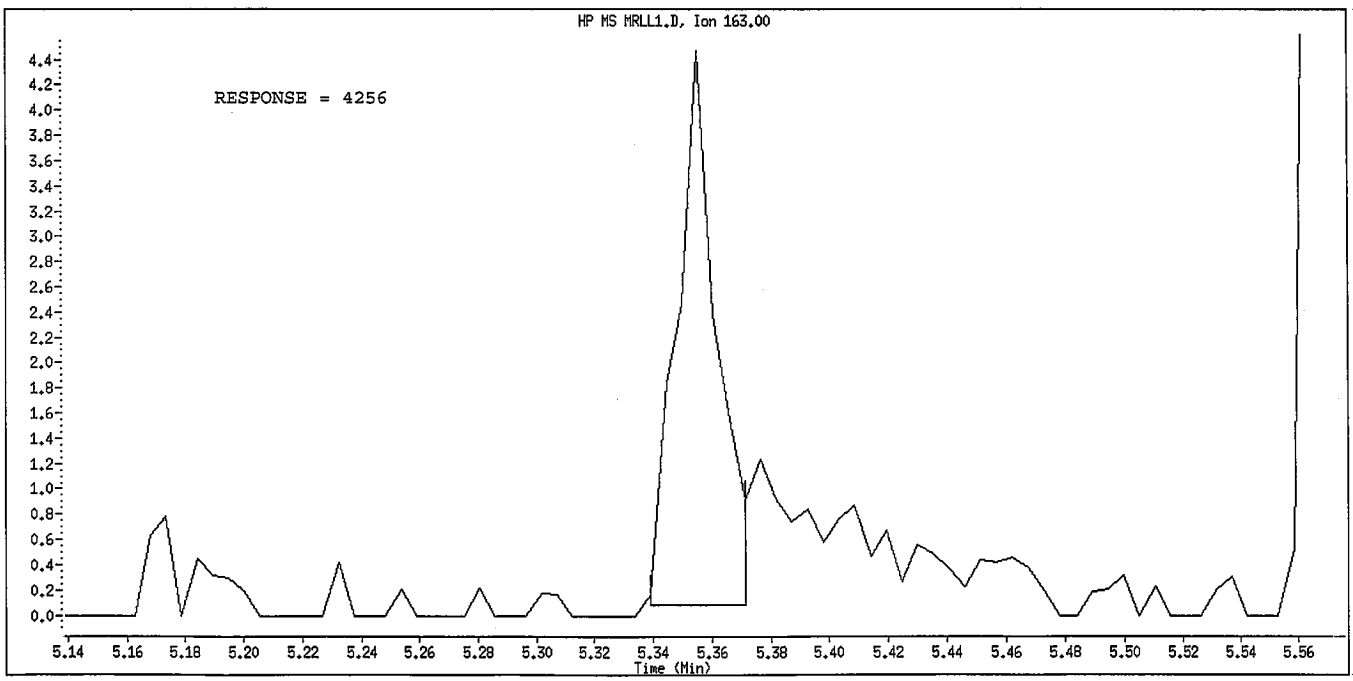

Manual Integration

Manually Integrated By: gruberj
Manual Integration Reason: Peak not found

Data File Name: MRLL1.D
Inj. Date and Time: 08-APR-2009 16:11
Instrument ID: a4hp7.i
Client ID:
Compound Name: Benzidine
CAS #: 92-87-5
Report Date: 04/09/2009

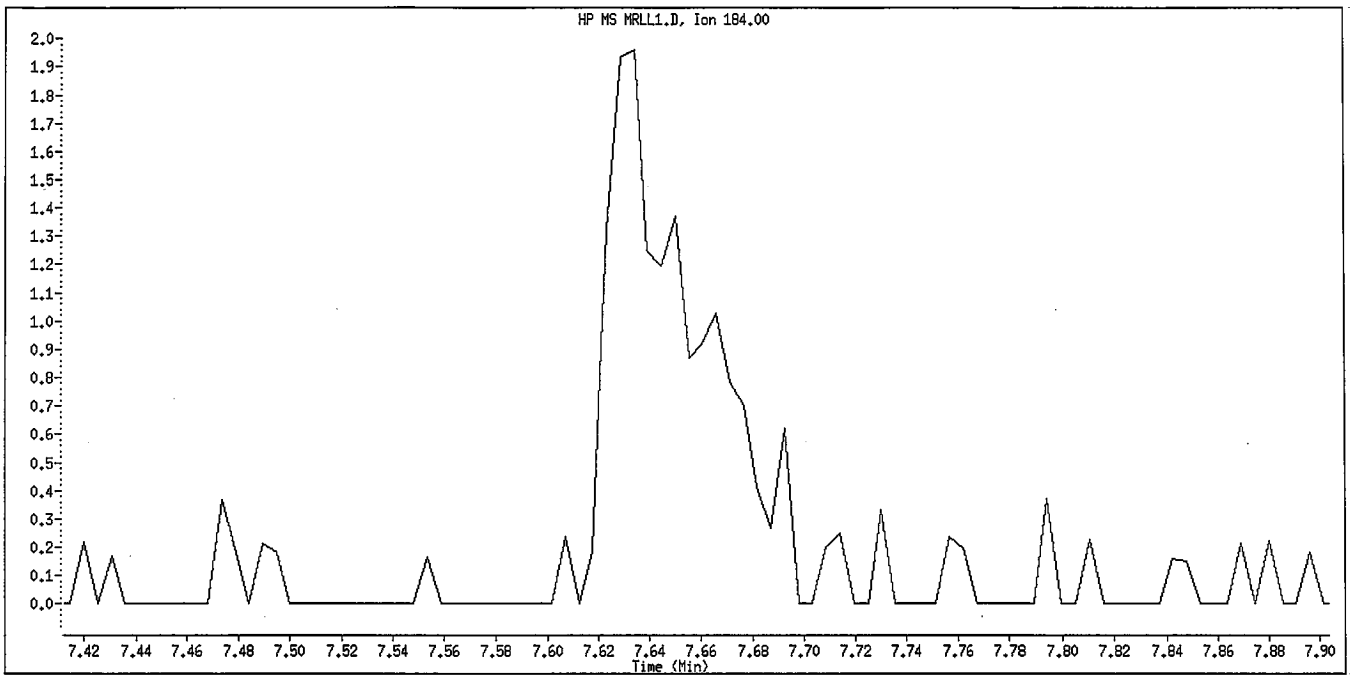

Original Integration

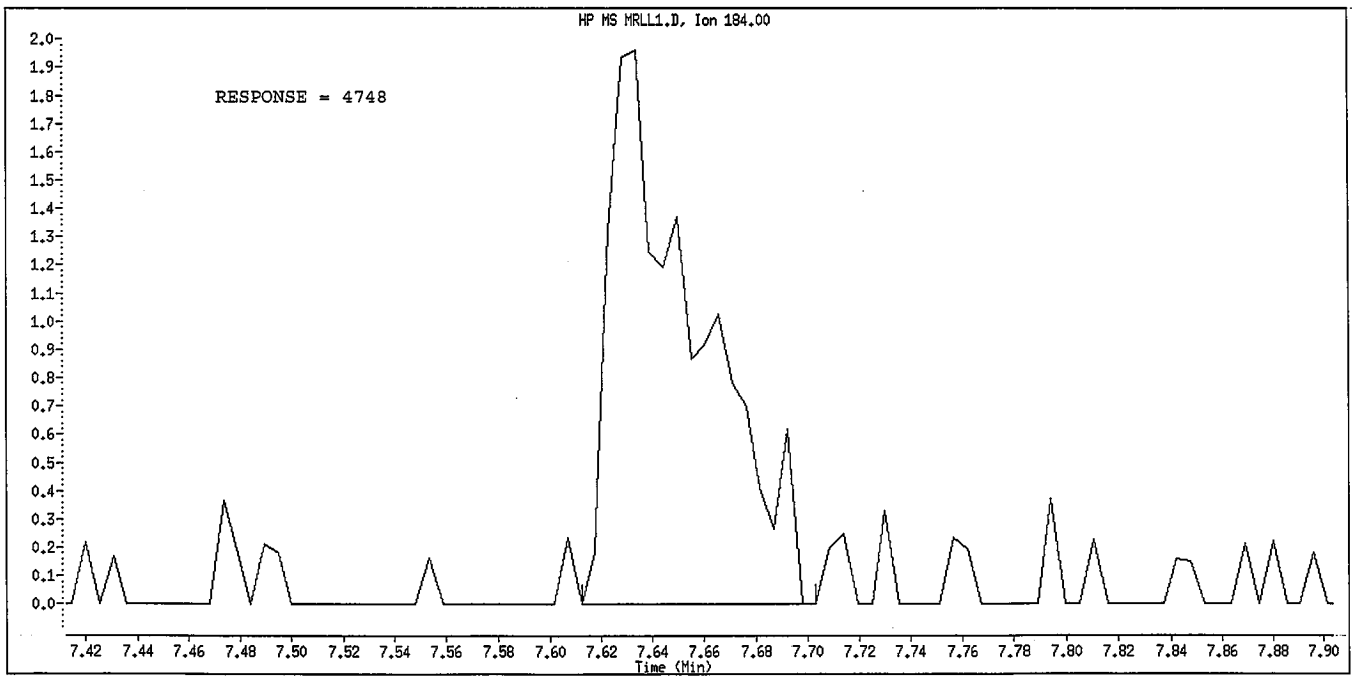

Manual Integration

Manually Integrated By: gruberj
Manual Integration Reason: Peak not found

Data File Name: MRLL1.D
Inj. Date and Time: 08-APR-2009 16:11
Instrument ID: a4hp7.i
Client ID:
Compound Name: Dibenz(a,h)anthracene
CAS #: 53-70-3
Report Date: 04/09/2009

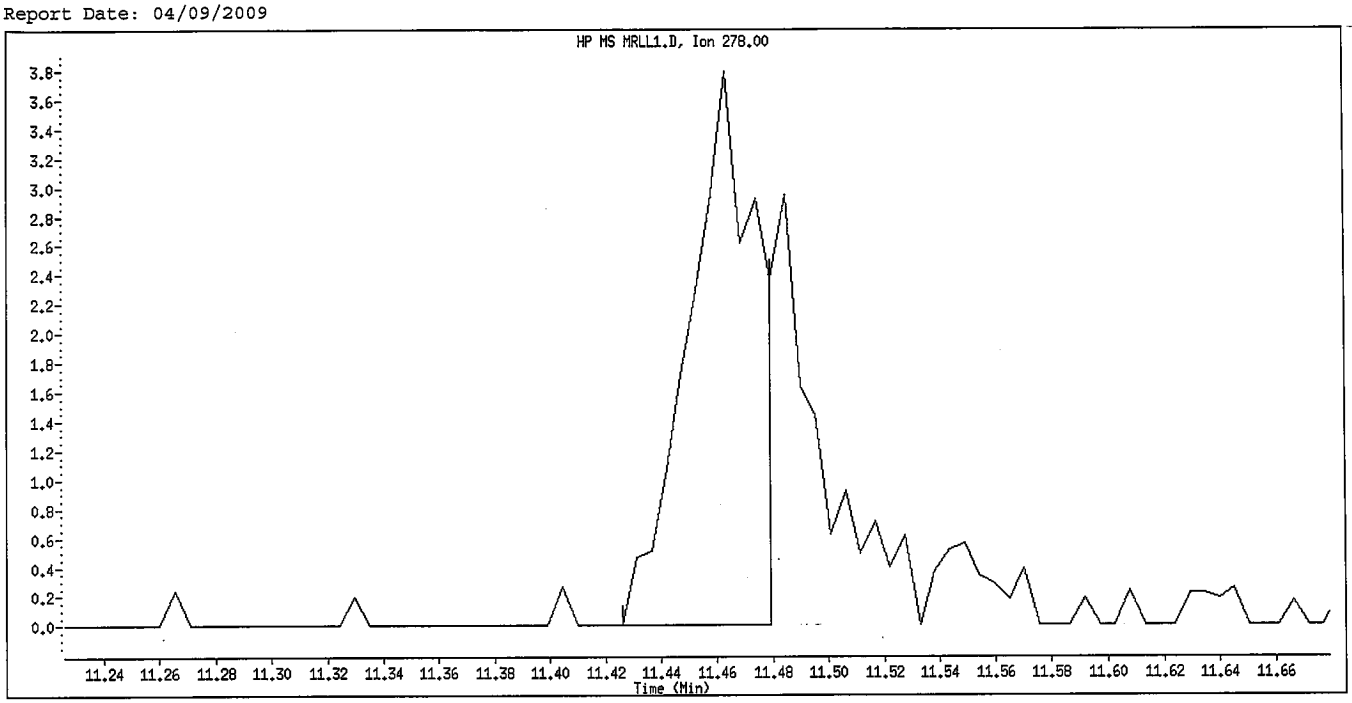

Original Integration

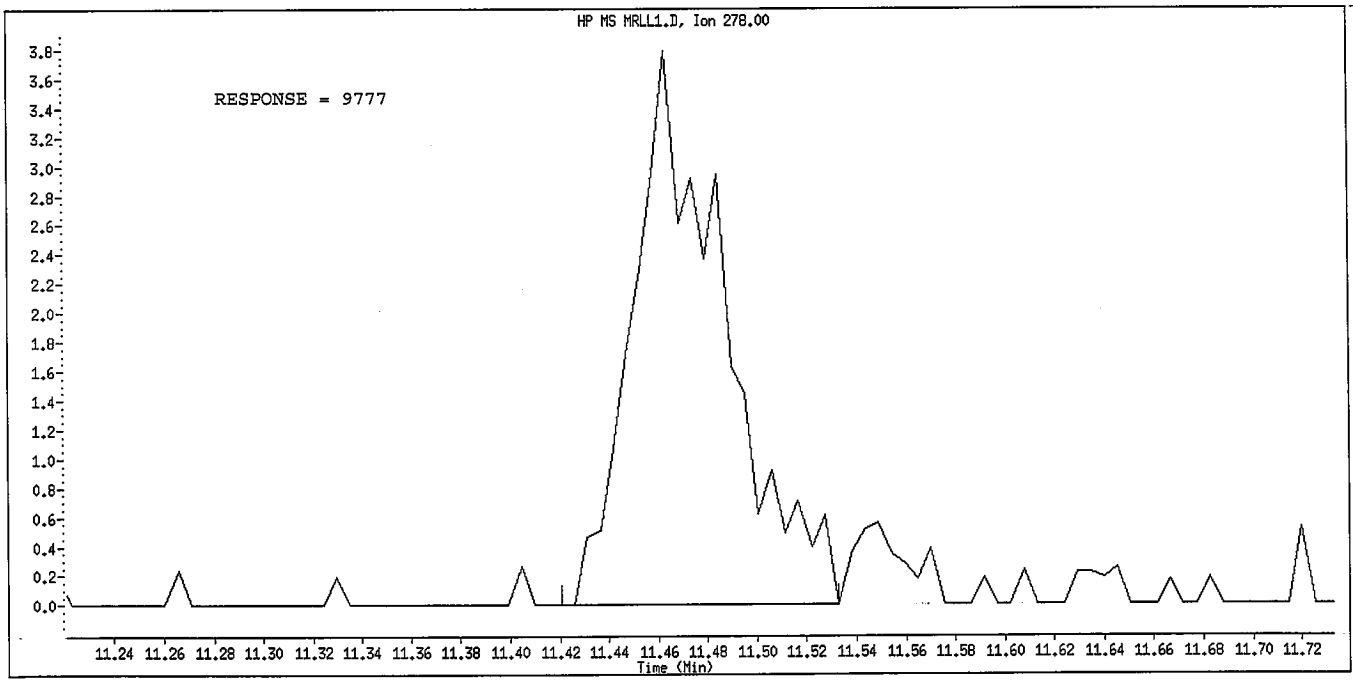

Manual Integration

Manually Integrated By: gruberj
Manual Integration Reason: Poor Chromatography

Data File Name: MRLL1.D
Inj. Date and Time: 08-APR-2009 16:11
Instrument ID: a4hp7.i
Client ID:
Compound Name: Indeno(1,2,3-cd)pyrene
CAS #: 193-39-5
Report Date: 04/09/2009

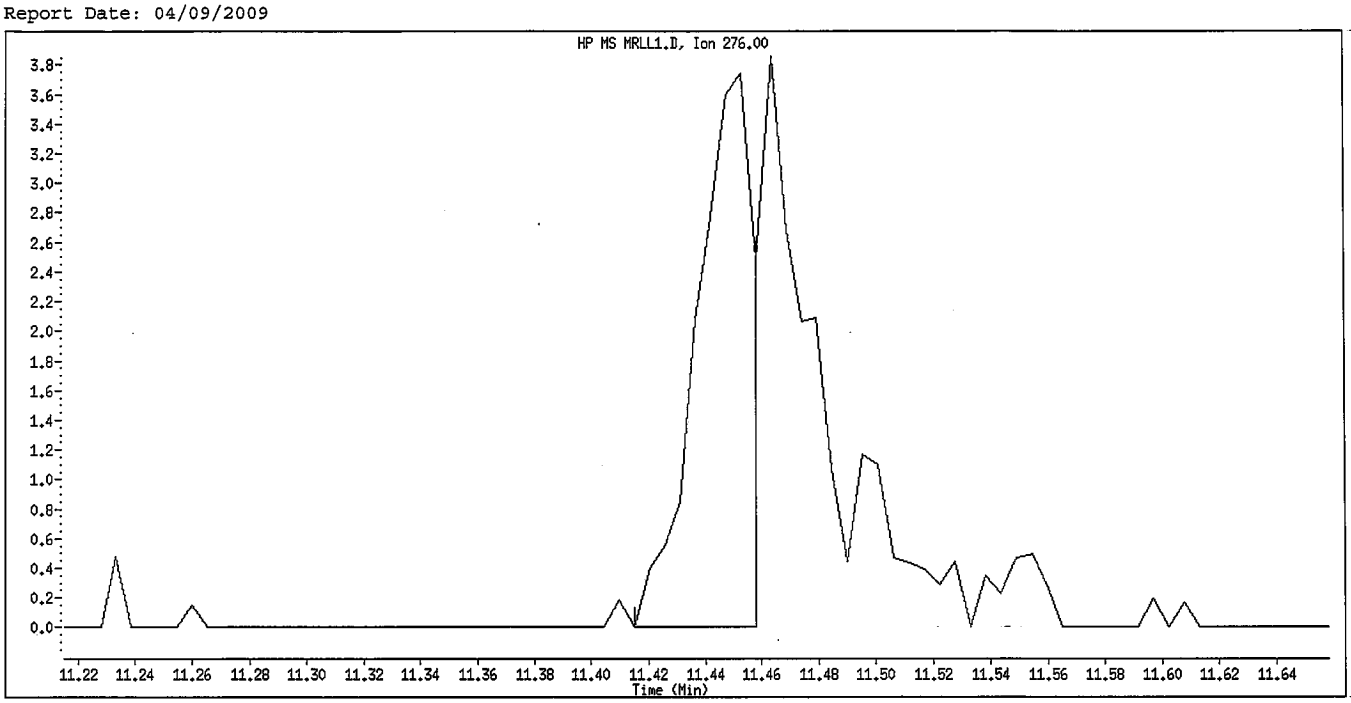

Original Integration

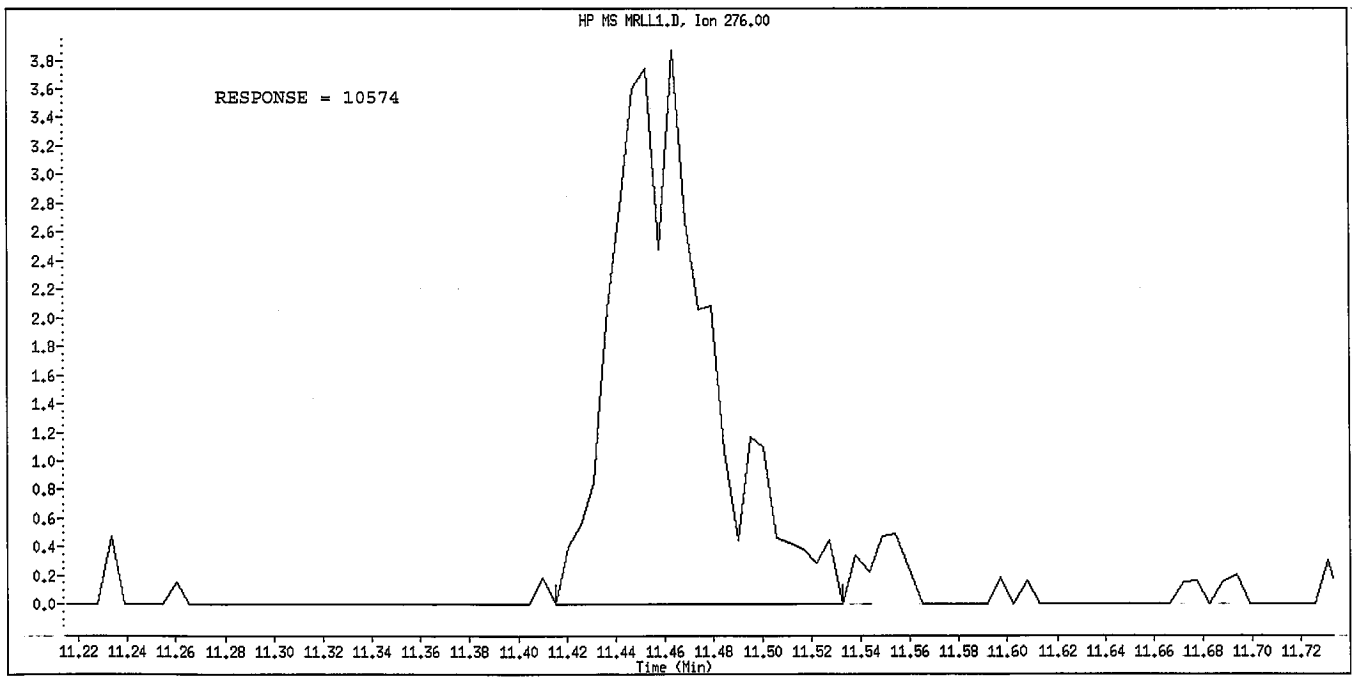

Manual Integration

Manually Integrated By: gruberj
Manual Integration Reason: Poor Chromatography

Data File Name: MRLL1.D
Inj. Date and Time: 08-APR-2009 16:11
Instrument ID: a4hp7.i
Client ID:
Compound Name: Benzo(g,h,i)perylene
CAS #: 191-24-2
Report Date: 04/09/2009

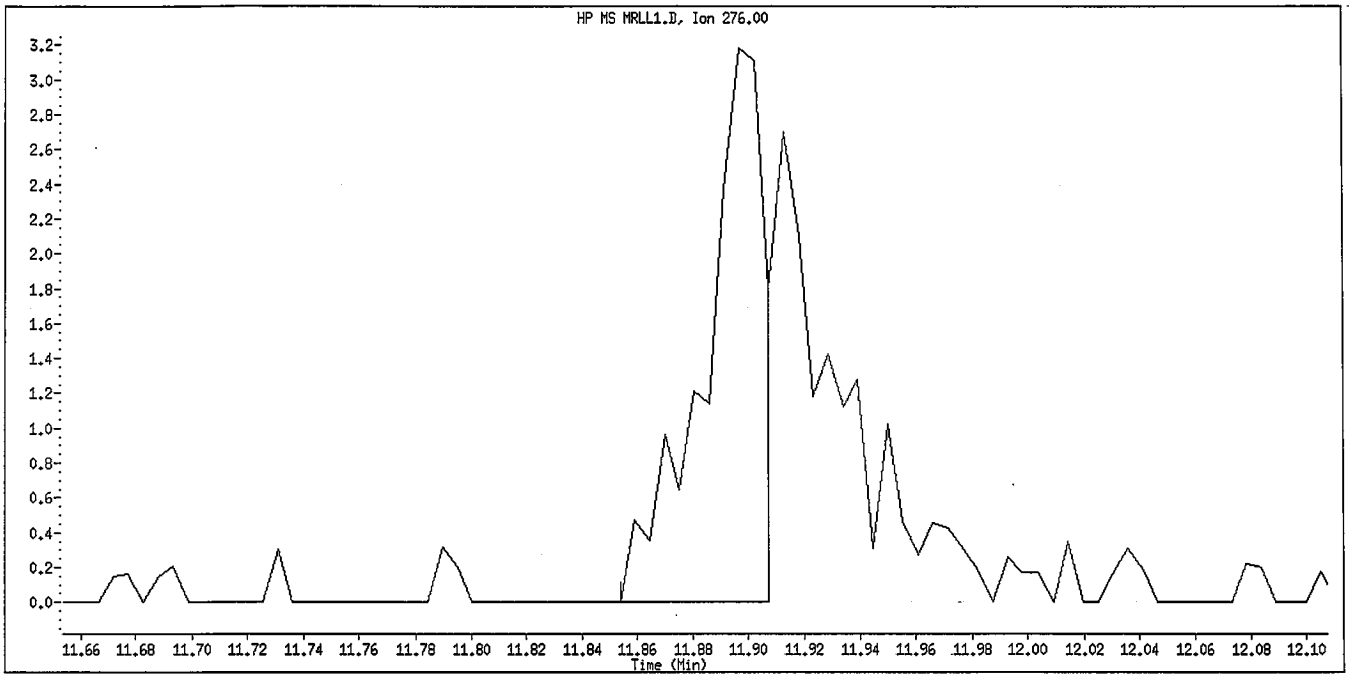

Original Integration

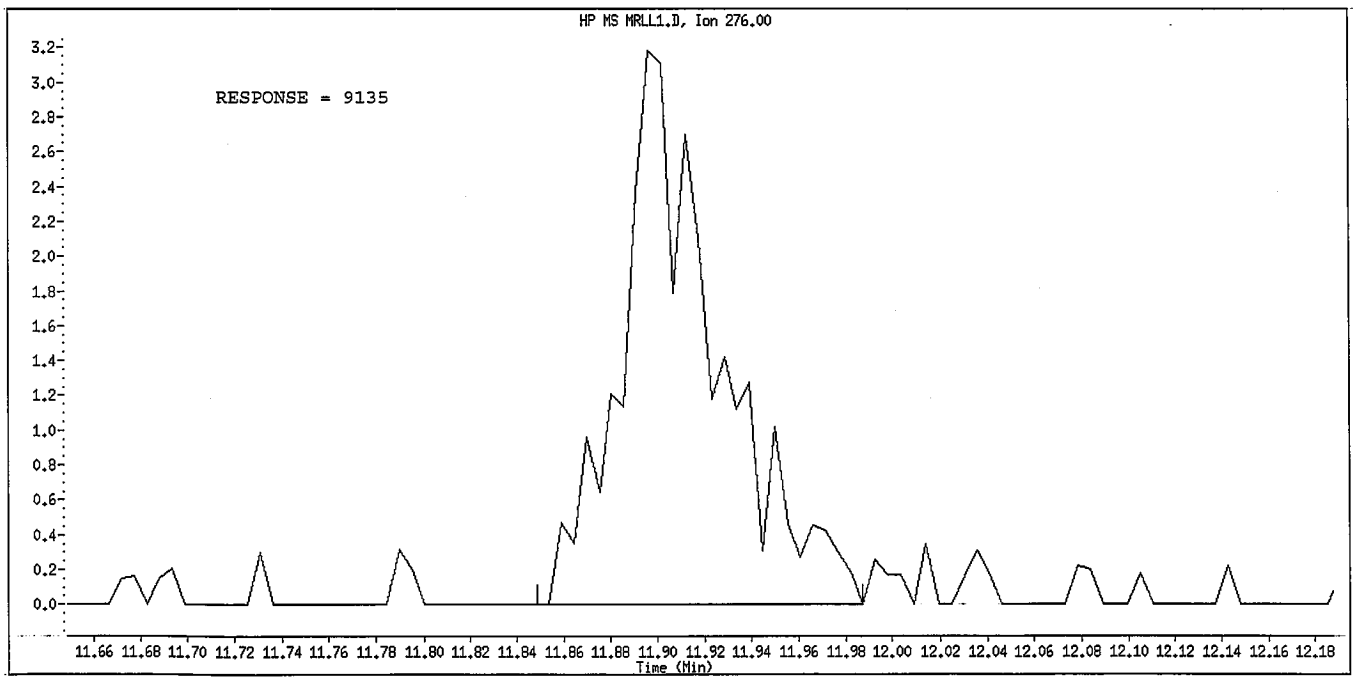

Manual Integration

Manually Integrated By: gruberj
Manual Integration Reason: Poor Chromatography

TestAmerica North Canton

Semivolatile REPORT SW-846 Method 8270

Data file : \\cansvr11\dd\chem\MSS\a4hp7.i\90408a.b\MRLL2.D
Lab Smp Id: mrll2
Inj Date : 08-APR-2009 16:30
Operator : 001710 Inst ID: a4hp7.i
Smp Info : mrll2,90408a.b,8270C-625,1-827042d.sub
Misc Info :
Comment :
Method : \\cansvr11\dd\chem\MSS\a4hp7.i\90408a.b\8270C-625.m
Meth Date : 09-Apr-2009 14:54 gruberj Quant Type: ISTD
Cal Date : 01-APR-2009 17:51 Cal File: 7SMH0401.D
Als bottle: 22
Dil Factor: 1.00000
Integrator: HP RTE Compound Sublist: qcmrl.sub
Target Version: 4.14
Processing Host: CANPMSSV01

	Compounds	QUANT SIG MASS	RT	EXP RT	REL RT	RESPONSE	CONCENTRATIONS ON-COLUMN (NG)	CONCENTRATIONS FINAL (NG)	
* 1	1,4-Dichlorobenzene-d4	152	3.418	3.418	(1.000)	136419	2.00000		(Q)
* 2	Naphthalene-d8	136	4.306	4.306	(1.000)	551746	2.00000		
* 3	Acenaphthene-d10	164	5.569	5.569	(1.000)	275993	2.00000		
* 4	Phenanthrene-d10	188	6.654	6.649	(1.000)	473644	2.00000		
* 5	Chrysene-d12	240	8.596	8.607	(1.000)	383819	2.00000		
* 6	Perylene-d12	264	9.960	9.965	(1.000)	375643	2.00000		
9	Pyridine	79	1.835	1.830	(0.537)	25358	0.20207	0.20207	
10	N-Nitrosodimethylamine	74	1.803	1.808	(0.528)	15599	0.23058	0.23058	
11	Ethyl methacrylate	69	2.033	2.033	(0.595)	27712	0.24754	0.24754	
12	3-Chloropropionitrile	54	2.204	2.210	(0.645)	10667	0.22577	0.22576	
13	Malononitrile	66	2.349	2.354	(0.687)	33072	0.24710	0.24710	(M)
209	Benzaldehyde	77	3.130	3.130	(0.916)	18601	0.23458	0.23458	
21	Aniline	93	3.194	3.194	(0.934)	42227	0.22484	0.22484	
22	Phenol	94	3.140	3.140	(0.919)	34382	0.21519	0.21519	
23	bis(2-Chloroethyl)ether	93	3.215	3.221	(0.941)	31453	0.25129	0.25129	
24	2-Chlorophenol	128	3.274	3.279	(0.958)	18939	0.20977	0.20977	
26	1,3-Dichlorobenzene	146	3.381	3.381	(0.989)	21949	0.24536	0.24536	
27	1,4-Dichlorobenzene	146	3.429	3.429	(1.003)	20454	0.24895	0.24895	
28	1,2-Dichlorobenzene	146	3.536	3.536	(1.034)	20872	0.24318	0.24318	
29	Benzyl Alcohol	108	3.493	3.493	(1.022)	7110	0.10500	0.10500	(QM)
30	2-Methylphenol	108	3.552	3.552	(1.039)	22751	0.22356	0.22356	
31	bis(2-Chloroisopropyl)ether	45	3.579	3.579	(1.047)	22609	0.26419	0.26419	
37	Acetophenone	105	3.681	3.686	(1.077)	38007	0.24008	0.24008	
32	N-Nitroso-di-n-propylamine	70	3.670	3.675	(1.074)	24448	0.23821	0.23821	
192	4-Methylphenol	108	3.654	3.659	(1.069)	21599	0.19763	0.19763	(M)
34	Hexachloroethane	117	3.771	3.771	(1.103)	9314	0.23282	0.23282	
35	Nitrobenzene	77	3.804	3.809	(0.883)	35321	0.23797	0.23797	
41	Isophorone	82	3.964	3.969	(0.921)	45946	0.17485	0.17485	
42	2-Nitrophenol	139	4.028	4.028	(0.935)	6950	0.14333	0.14333	(Q)
43	2,4-Dimethylphenol	107	4.034	4.028	(0.937)	23413	0.19015	0.19015	
44	bis(2-Chloroethoxy)methane	93	4.098	4.098	(0.952)	30444	0.21824	0.21824	
46	2,4-Toluenediamene	121	Compound Not Detected.						
47	1,3,5-Trichlorobenzene	180	4.034	4.039	(0.937)	23547	0.27173	0.27173	

Compounds	QUANT SIG MASS	RT	EXP RT	REL RT	RESPONSE	CONCENTRATIONS ON-COLUMN (NG)	CONCENTRATIONS FINAL (NG)
48 2,4-Dichlorophenol	162	4.199	4.194	(0.975)	8260	0.12380	0.12380
49 Benzoic Acid	122	Compound Not Detected.					
50 1,2,4-Trichlorobenzene	180	4.258	4.258	(0.989)	17446	0.23088	0.23088
51 Naphthalene	128	4.322	4.322	(1.004)	62769	0.23340	0.23340
52 4-Chloroaniline	127	4.344	4.344	(1.009)	19116	0.16765	0.16765
56 Hexachlorobutadiene	225	4.397	4.397	(1.021)	9257	0.23023	0.23023
210 Caprolactam	113	Compound Not Detected.					
57 1,2,3-Trichlorobenzene	180	4.419	4.419	(1.026)	16362	0.23747	0.23747
59 4-Chloro-3-Methylphenol	107	4.686	4.675	(1.088)	16937	0.16224	0.16224(QM)
62 2-Methylnaphthalene	142	4.814	4.814	(1.118)	33773	0.23244	0.23244
63 1-Methylnaphthalene	142	4.884	4.884	(1.134)	35858	0.21731	0.21731
64 Hexachlorocyclopentadiene	237	4.921	4.921	(0.884)	4972	0.11596	0.11596
66 2,4,6-Trichlorophenol	196	5.018	5.007	(0.901)	4481	0.09798	0.097979
67 2,4,5-Trichlorophenol	196	5.055	5.039	(0.908)	6262	0.12952	0.12952(QM)
211 1,1'-Biphenyl	154	5.141	5.141	(0.923)	45100	0.23226	0.23226
68 1,2,3,5-Tetrachlorobenzene	216	4.921	4.921	(0.884)	14541	0.22288	0.22288
70 2-Chloronaphthalene	162	5.167	5.167	(0.928)	32326	0.22629	0.22629
73 2-Nitroaniline	65	5.237	5.226	(0.940)	11675	0.16835	0.16835
74 1,2,3,4-Tetrachlorobenzene	216	5.141	5.141	(0.923)	13685	0.22397	0.22397
76 Dimethylphthalate	163	5.344	5.344	(0.960)	32855	0.20045	0.20045
78 2,6-Dinitrotoluene	165	5.397	5.397	(0.969)	6304	0.16450	0.16450
79 Acenaphthylene	152	5.472	5.472	(0.983)	52825	0.21863	0.21863
80 1,2-Dinitrobenzene	168	5.446	5.440	(0.978)	4270	0.22770	0.22770(Q)
81 3-Nitroaniline	138	5.531	5.526	(0.993)	9718	0.23652	0.23652(QM)
82 Acenaphthene	153	5.595	5.595	(1.005)	37191	0.24255	0.24255(Q)
83 2,4-Dinitrophenol	184	Compound Not Detected.					
85 4-Nitrophenol	109	Compound Not Detected.					
86 Dibenzofuran	168	5.718	5.718	(1.027)	49028	0.23688	0.23688
87 2,4-Dinitrotoluene	165	5.697	5.686	(1.023)	8341	0.17241	0.17241
91 2,3,5,6-Tetrachlorophenol	232	Compound Not Detected.					
93 Diethylphthalate	149	5.847	5.847	(1.050)	39477	0.23176	0.23176
94 Fluorene	166	5.970	5.964	(1.072)	41918	0.24482	0.24482
95 4-Chlorophenyl-phenylether	204	5.954	5.948	(1.069)	18376	0.23505	0.23505
96 4-Nitroaniline	138	5.991	5.964	(1.076)	8021	0.28630	0.28630
98 4,6-Dinitro-2-methylphenol	198	Compound Not Detected.					
99 N-Nitrosodiphenylamine	169	6.034	6.034	(0.907)	29225	0.22744	0.22744
100 1,2-Diphenylhydrazine	77	6.066	6.066	(0.912)	62799	0.21036	0.21036
106 4-Bromophenyl-phenylether	248	6.312	6.307	(0.949)	9694	0.23559	0.23559
107 Hexachlorobenzene	284	6.366	6.366	(0.957)	8689	0.21991	0.21991
212 Atrazine	200	6.408	6.403	(0.963)	8568	0.23340	0.23340
111 Pentachlorophenol	266	Compound Not Detected.					
115 Phenanthrene	178	6.670	6.670	(1.002)	59601	0.22298	0.22298
116 Anthracene	178	6.708	6.708	(1.008)	64938	0.25031	0.25031
119 Carbazole	167	6.820	6.809	(1.025)	54458	0.22774	0.22774
120 Di-n-Butylphthalate	149	7.029	7.023	(1.056)	68766	0.22750	0.22750
123 Fluoranthene	202	7.537	7.537	(1.133)	58836	0.22172	0.22172
124 Benzidine	184	7.622	7.612	(0.887)	23300	0.52158	0.52158
125 Pyrene	202	7.708	7.708	(0.897)	62402	0.23119	0.23119
131 Butylbenzylphthalate	149	8.125	8.131	(0.945)	27919	0.22258	0.22258
133 3,3'-Dimethoxybenzidine	244	8.516	8.521	(0.991)	7023	0.36350	0.36350
135 3,3'-Dichlorobenzidine	252	8.553	8.558	(0.995)	18261	0.22362	0.22362
136 Benzo(a)Anthracene	228	8.591	8.601	(0.999)	58539	0.22764	0.22764
137 Chrysene	228	8.617	8.628	(1.002)	64980	0.26757	0.26757
138 4,4'-Methylene bis(o-chloroan	231	8.548	8.553	(0.994)	8841	0.20665	0.20664

Compounds	QUANT SIG MASS	RT	EXP RT	REL RT	RESPONSE	CONCENTRATIONS ON-COLUMN (NG)	CONCENTRATIONS FINAL (NG)
139 bis(2-ethylhexyl)Phthalate	149	8.532	8.548	(0.993)	42072	0.23969	0.23969
140 Di-n-octylphthalate	149	9.051	9.067	(0.909)	65210	0.38401	0.38401
141 Benzo(b)fluoranthene	252	9.537	9.548	(0.958)	47118	0.19239	0.19239
142 Benzo(k)fluoranthene	252	9.564	9.575	(0.960)	58519	0.24130	0.24130
146 Benzo(a)pyrene	252	9.896	9.906	(0.994)	50181	0.22842	0.22842
149 Indeno(1,2,3-cd)pyrene	276	11.431	11.447	(1.148)	53194	0.23689	0.23689(M)
150 Dibenz(a,h)anthracene	278	11.452	11.452	(1.150)	43603	0.22516	0.22516
151 Benzo(g,h,i)perylene	276	11.880	11.891	(1.193)	40694	0.21657	0.21657(M)
198 1,4-Dioxane	88	1.632	1.632	(0.477)	12822	0.30637	0.30637
101 Diphenylamine	169	6.034	6.034	(0.907)	29225	0.22744	0.22744

QC Flag Legend

Q - Qualifier signal failed the ratio test.
M - Compound response manually integrated.

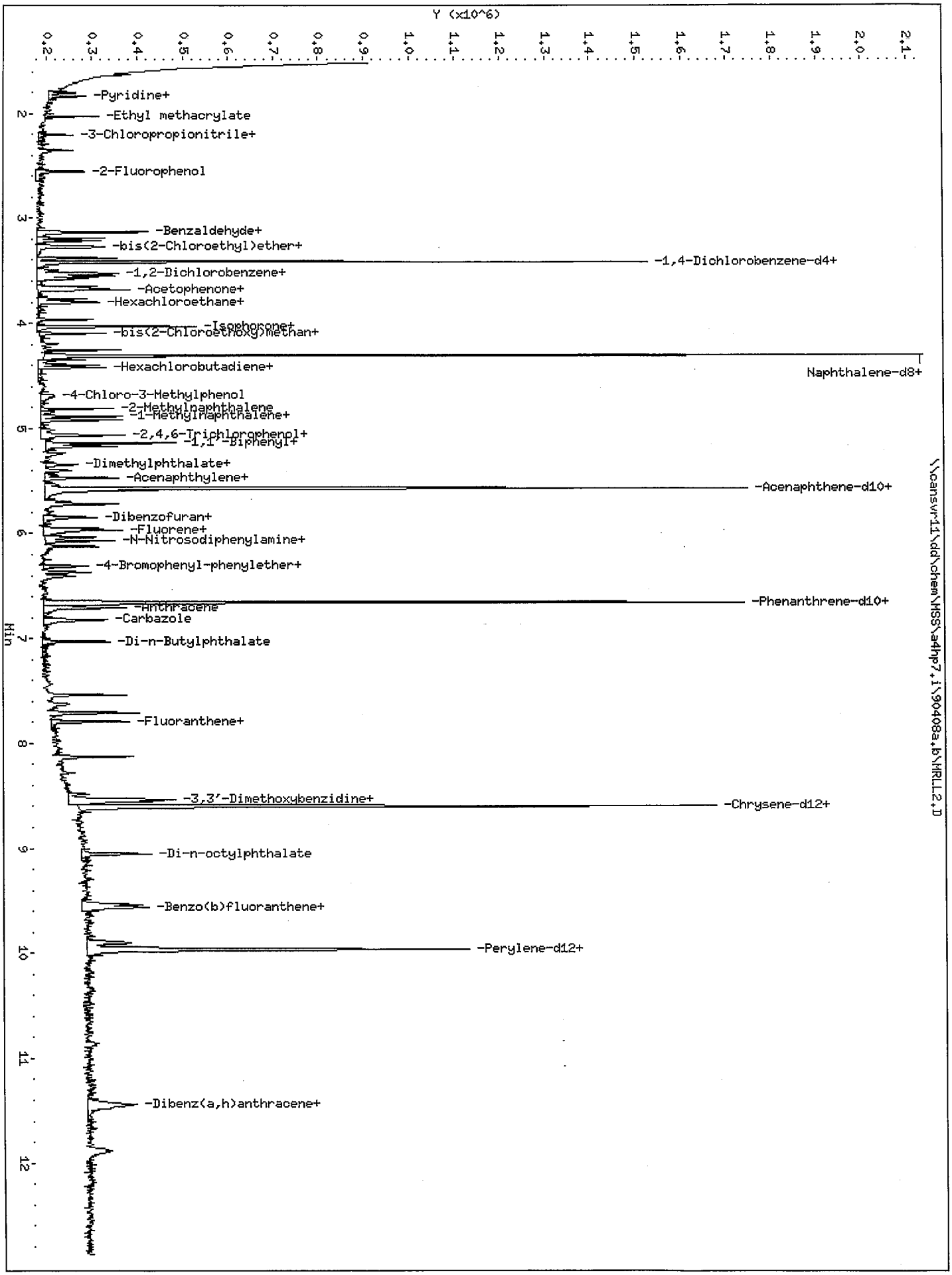
Y (x10^6)
0.2
0.3
0.4
0.5
0.6
0.7
0.8
0.9
1.0
1.1
1.2
1.3
1.4
1.5
1.6
1.7
1.8
1.9
2.0
2.1
Min
2
3
4
5
6
7
8
9
10
11
12
-Pyridine+
-Ethyl methacrylate
-3-Chloropropionitrile+
-2-Fluorophenol
-Benzaldehyde+
-bis(2-Chloroethyl)ether+
-1,4-Dichlorobenzene-d4+
-1,2-Dichlorobenzene+
-Acetophenone+
-Hexachloroethane+
-Isophorone+
-bis(2-Chloroethoxy)methan+
Naphthalene-d8+
-Hexachlorobutadiene+
-4-Chloro-3-Methylphenol
-2-Methylnaphthalene
-1-Methylnaphthalene+
-2,4,6-Trichlorophenol+
-1,1'-Biphenyl+
-Dimethylphthalate+
-Acenaphthylene+
-Acenaphthene-d10+
-Dibenzofuran+
-Fluorene+
-N-Nitrosodiphenylamine+
-4-Bromophenyl-phenylether+
-Phenanthrene-d10+
-Anthracene
-Carbazole
-Di-n-Butylphthalate
-Fluoranthene+
-3,3'-Dimethoxybenzidine+
-Chrysene-d12+
-Di-n-octylphthalate
-Benzo(b)fluoranthene+
-Perylene-d12+
-Dibenz(a,h)anthracene+
\\ansvr11\dd\chem\MSS\a4hp7.i\90408a.b\MRLL2.D

Data File Name: MRLL2.D
Inj. Date and Time: 08-APR-2009 16:30
Instrument ID: a4hp7.i
Client ID:
Compound Name: Malononitrile
CAS #: 109-77-3
Report Date: 04/09/2009

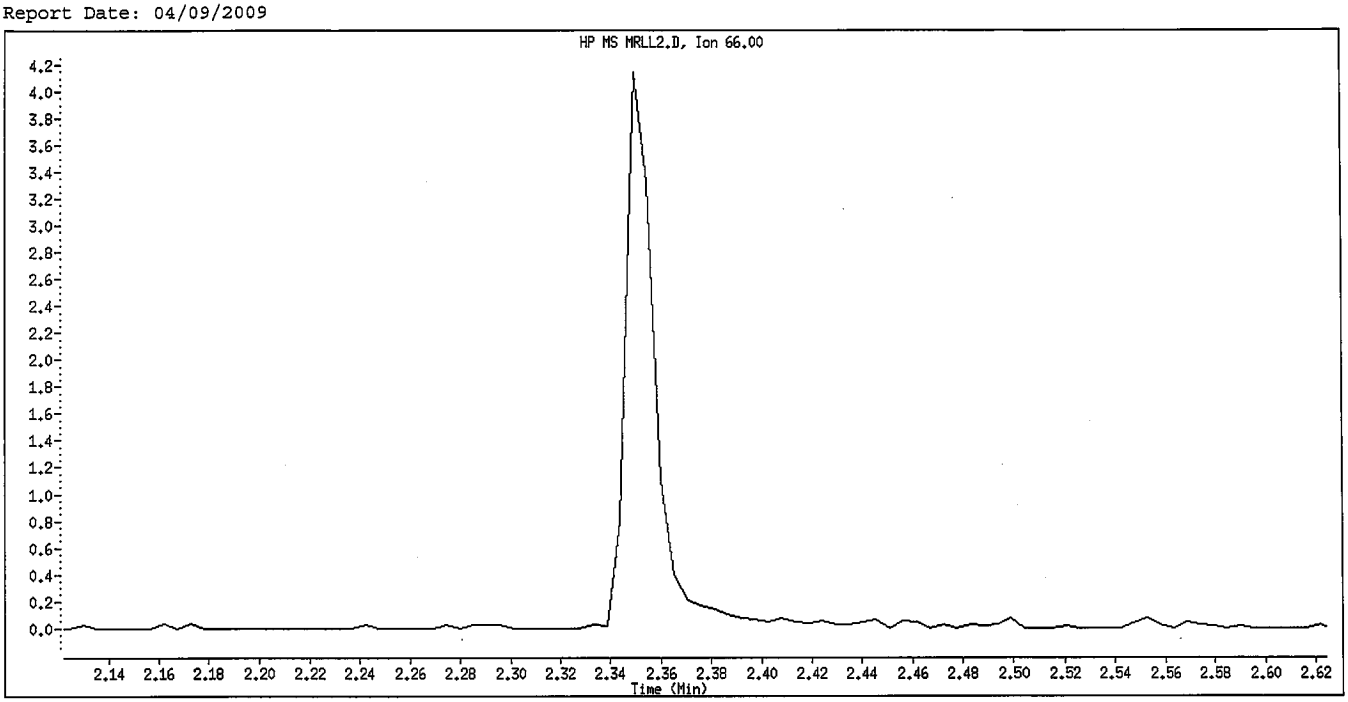

Original Integration

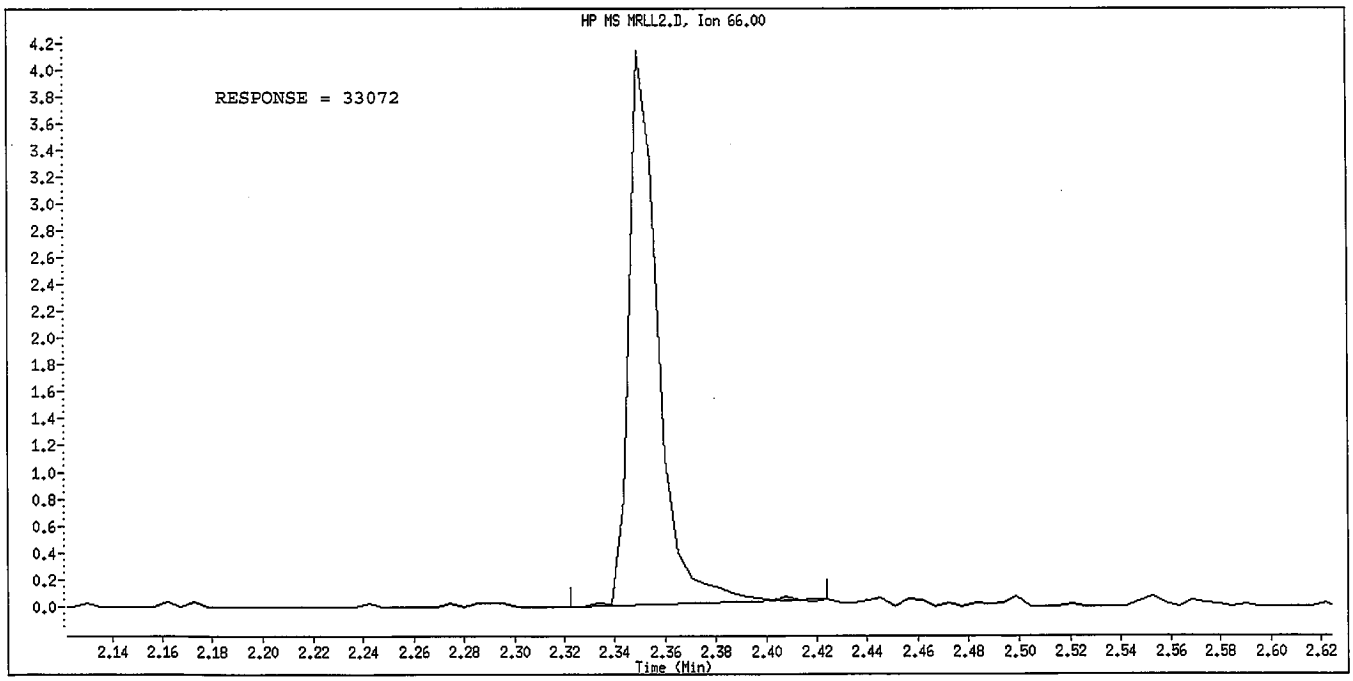

Manual Integration

Manually Integrated By: gruberj
Manual Integration Reason: Peak not found

Data File Name: MRLL2.D
Inj. Date and Time: 08-APR-2009 16:30
Instrument ID: a4hp7.i
Client ID:
Compound Name: Benzyl Alcohol
CAS #: 100-51-6
Report Date: 04/09/2009

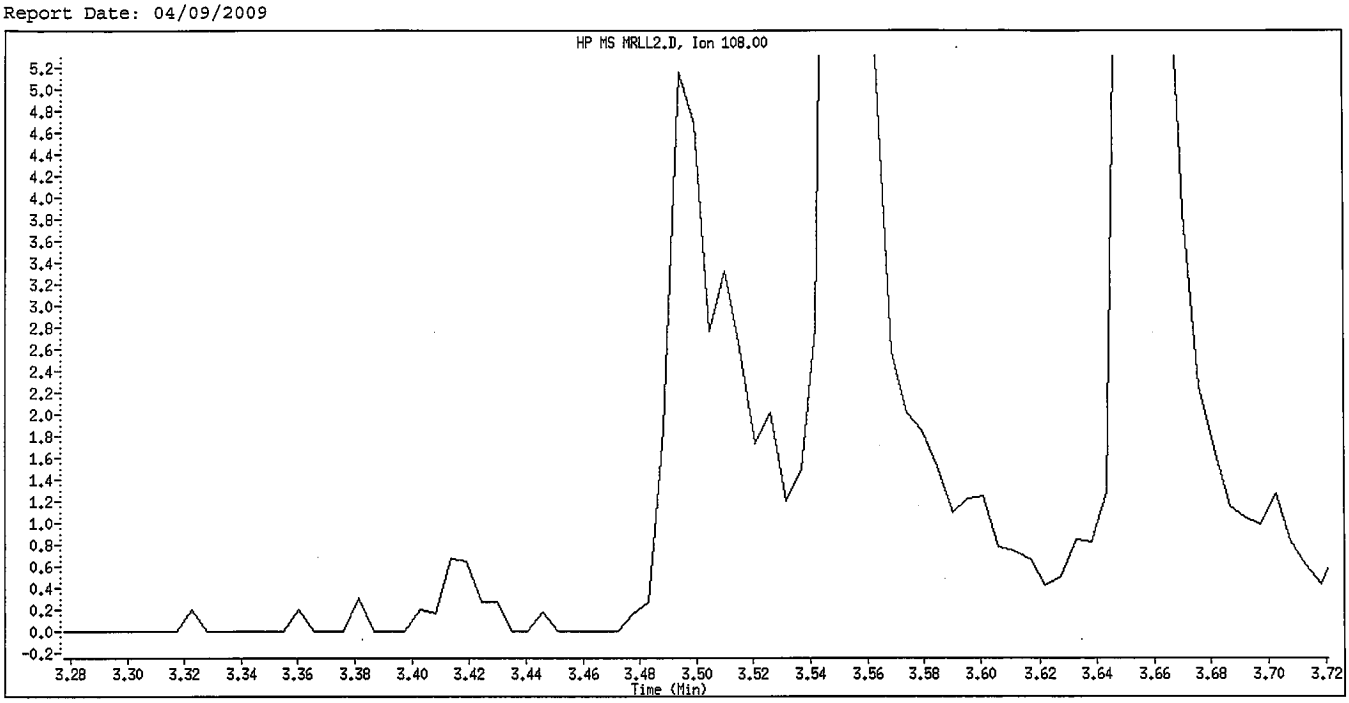

Original Integration

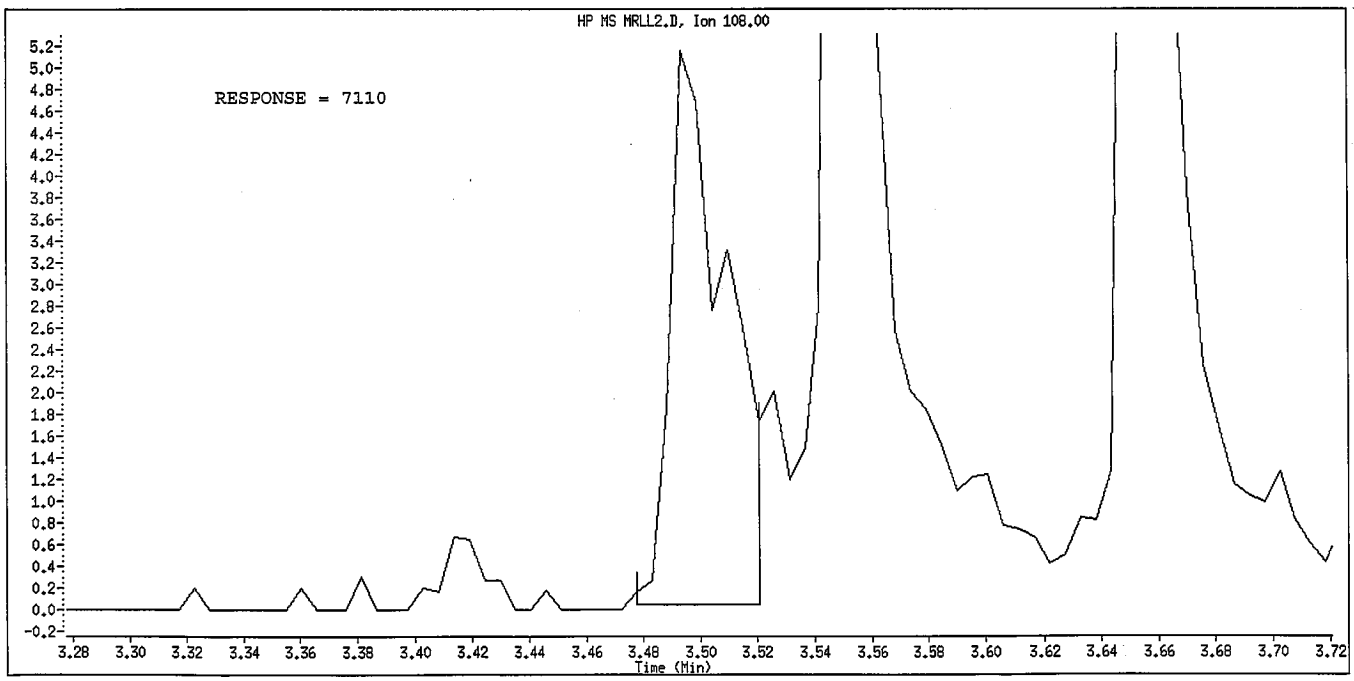

Manual Integration

Manually Integrated By: gruberj
Manual Integration Reason: Peak not found

Data File Name: MRLL2.D
Inj. Date and Time: 08-APR-2009 16:30
Instrument ID: a4hp7.i
Client ID:
Compound Name: 4-Methylphenol
CAS #: 106-44-5
Report Date: 04/09/2009

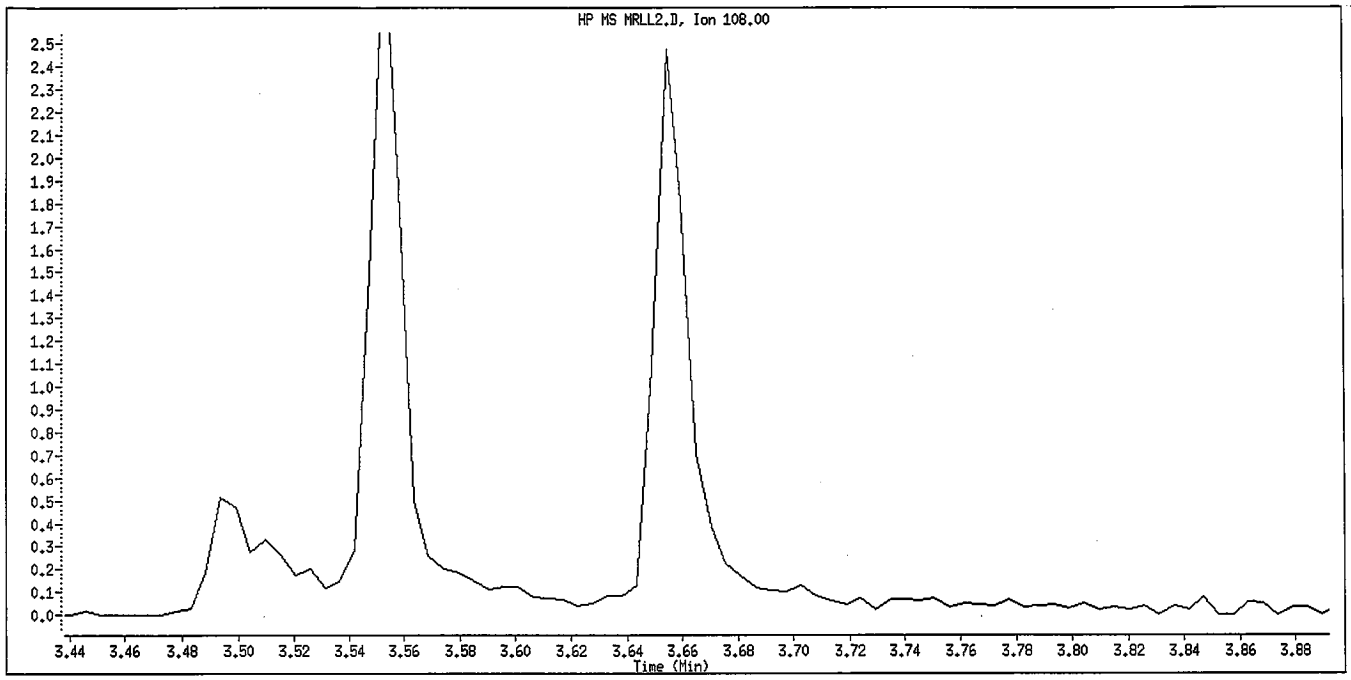

Original Integration

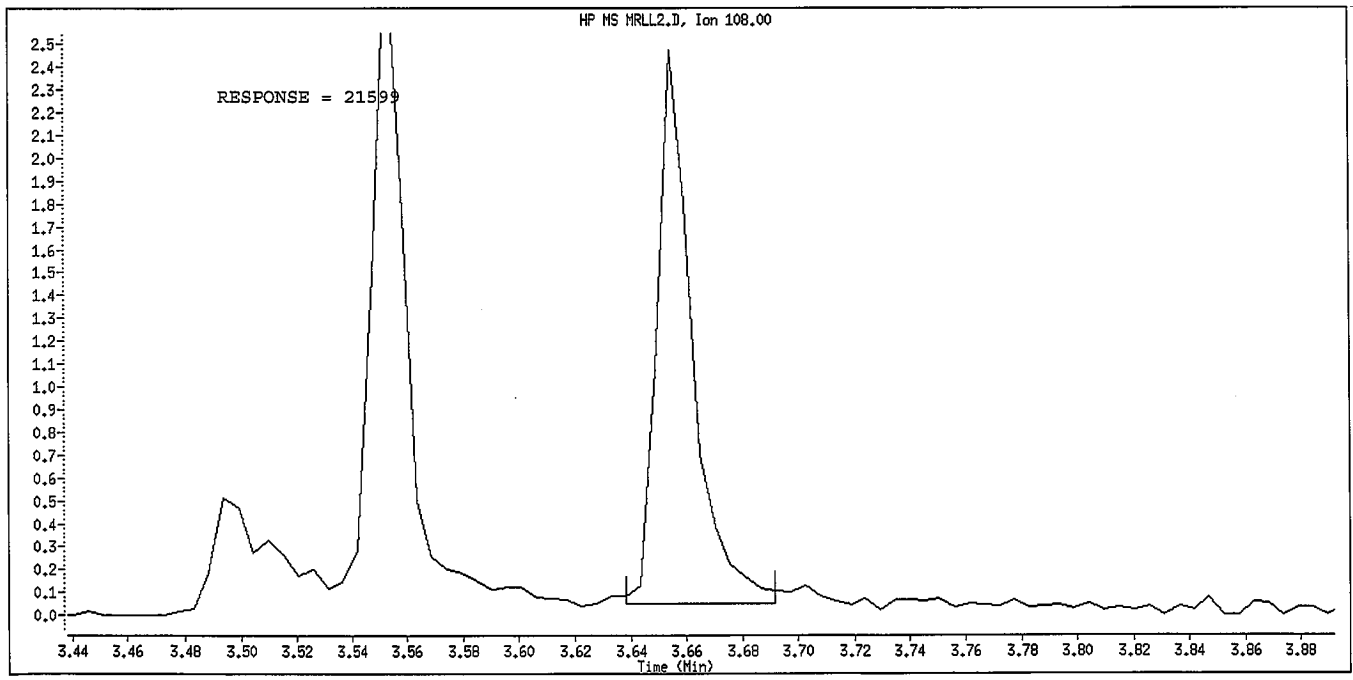

Manual Integration

Manually Integrated By: gruberj
Manual Integration Reason: Peak not found

Data File Name: MRLL2.D
Inj. Date and Time: 08-APR-2009 16:30
Instrument ID: a4hp7.i
Client ID:
Compound Name: 4-Chloro-3-Methylphenol
CAS #: 59-50-7
Report Date: 04/09/2009

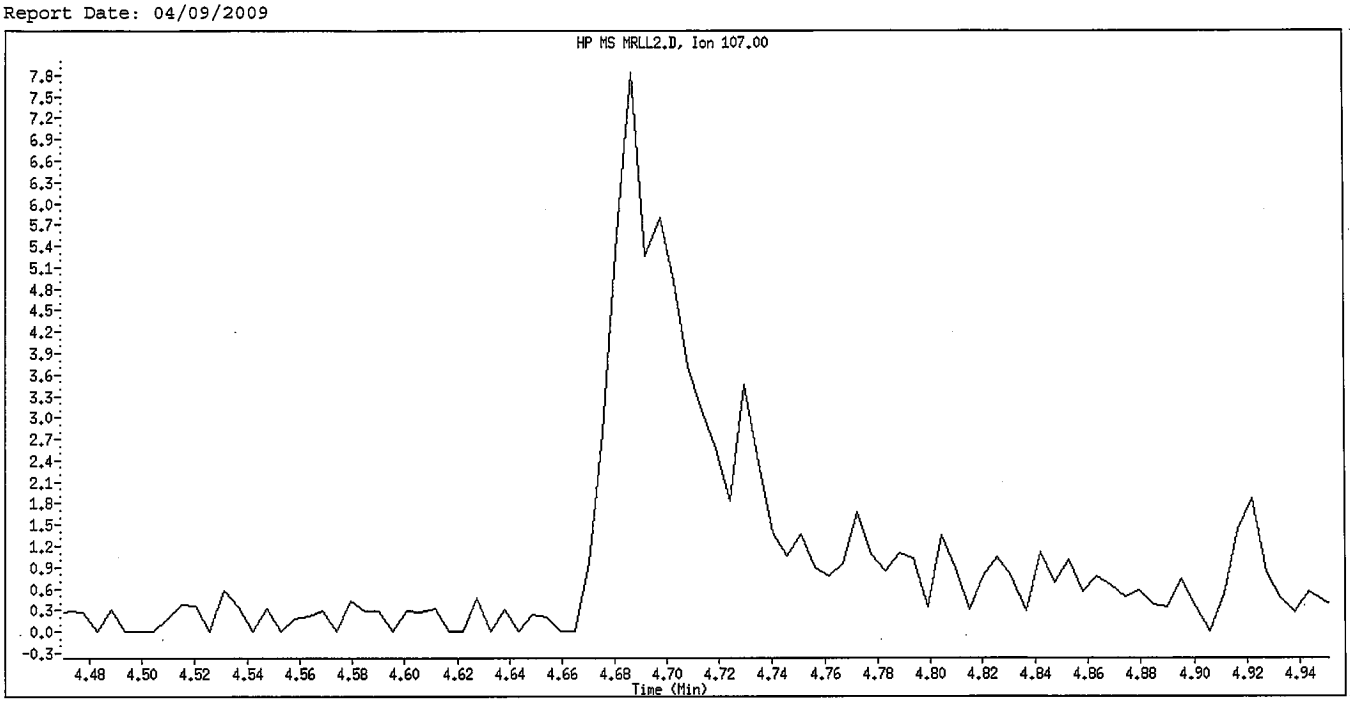

Original Integration

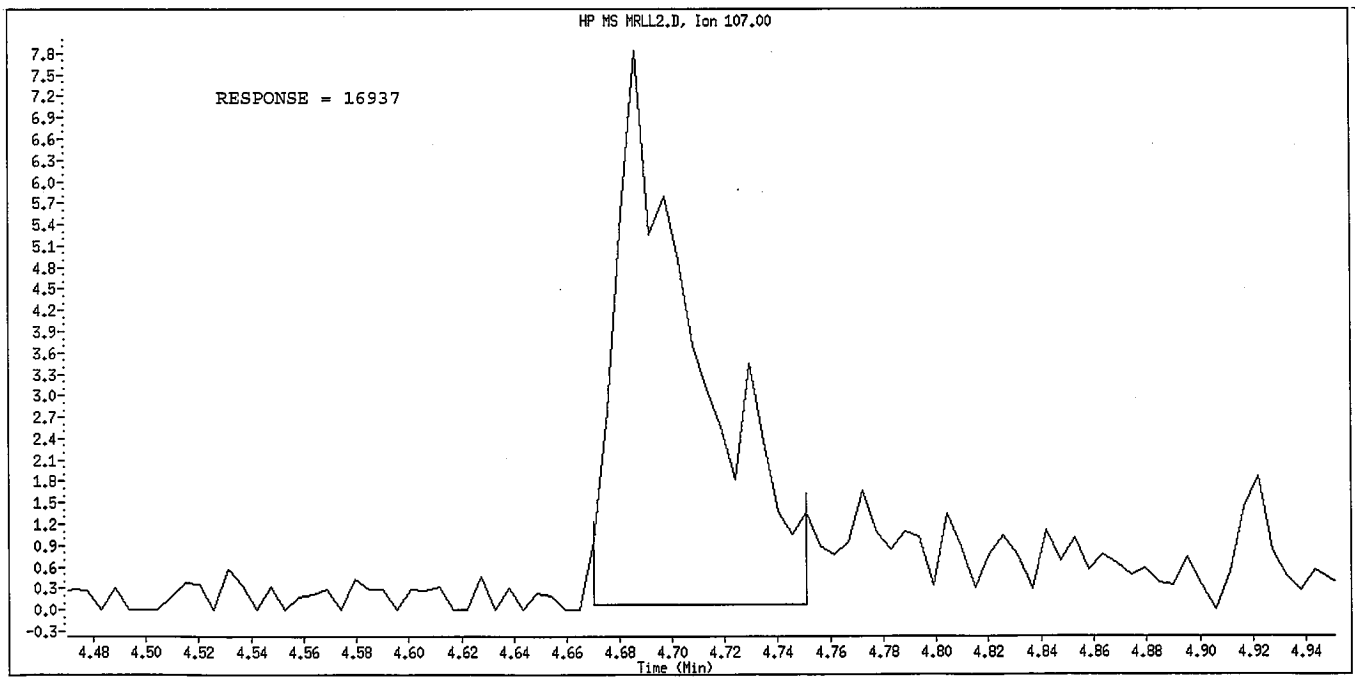

Manual Integration

Manually Integrated By: gruberj
Manual Integration Reason: Peak not found

Data File Name: MRLL2.D
Inj. Date and Time: 08-APR-2009 16:30
Instrument ID: a4hp7.i
Client ID:
Compound Name: 2,4,5-Trichlorophenol
CAS #: 95-95-4
Report Date: 04/09/2009

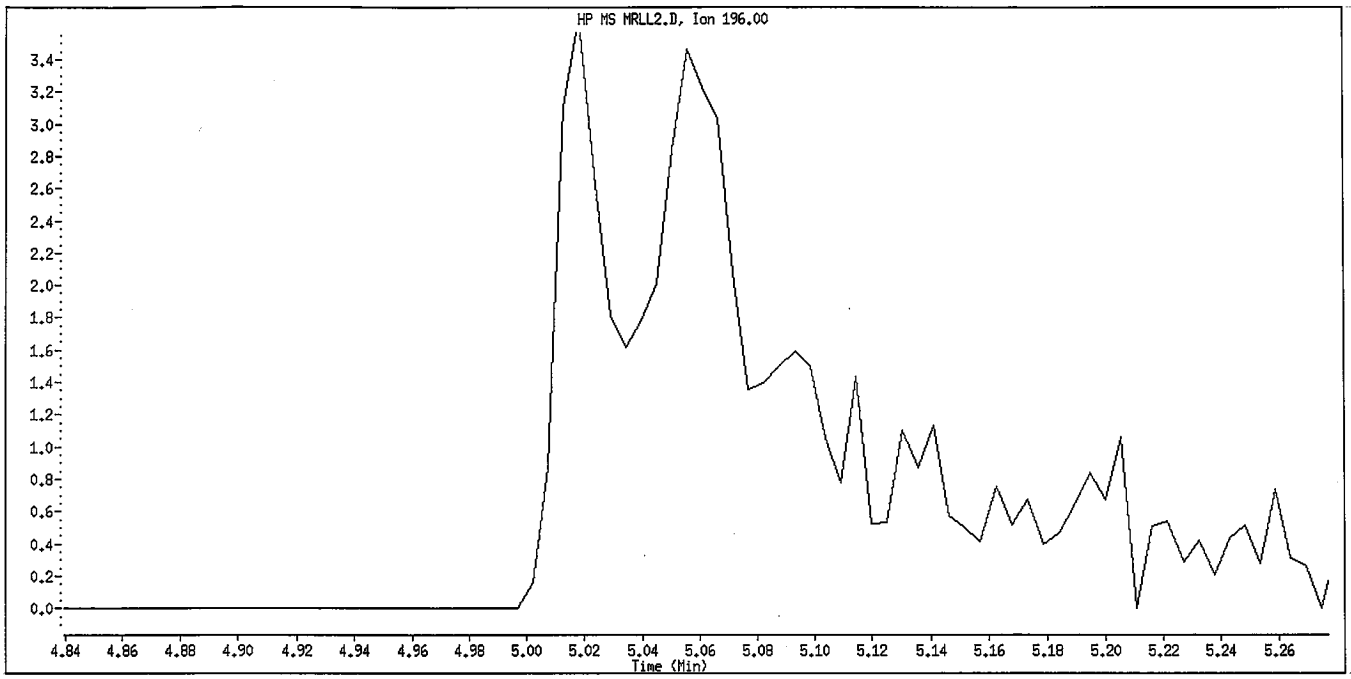

Original Integration

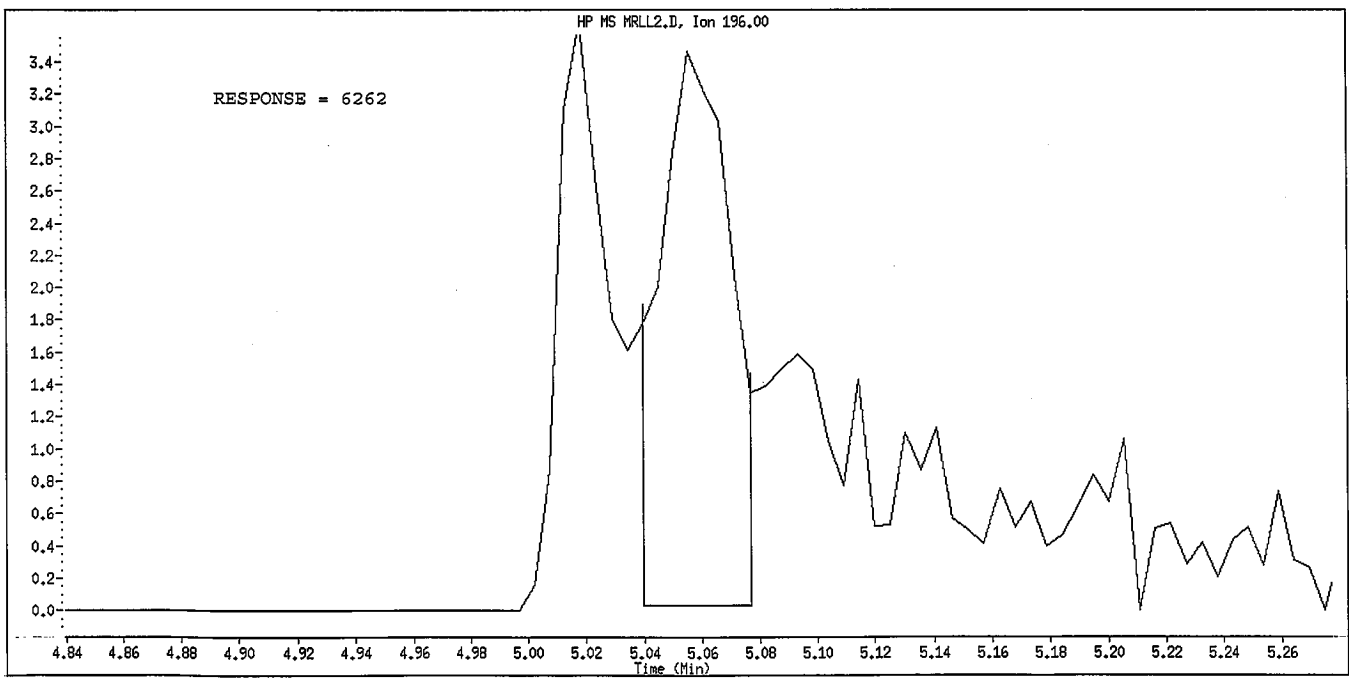

Manual Integration

Manually Integrated By: gruberj
Manual Integration Reason: Peak not found

Data File Name: MRLL2.D
Inj. Date and Time: 08-APR-2009 16:30
Instrument ID: a4hp7.i
Client ID:
Compound Name: 3-Nitroaniline
CAS #: 99-09-2
Report Date: 04/09/2009

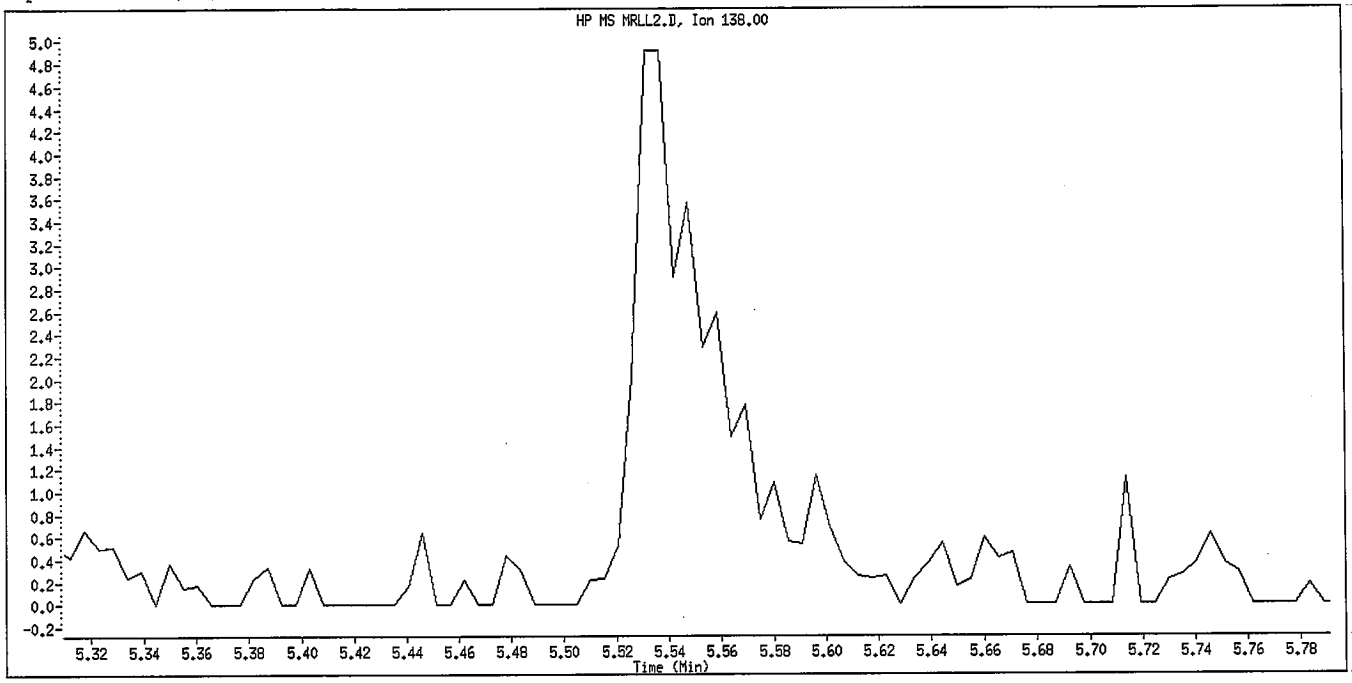

Original Integration

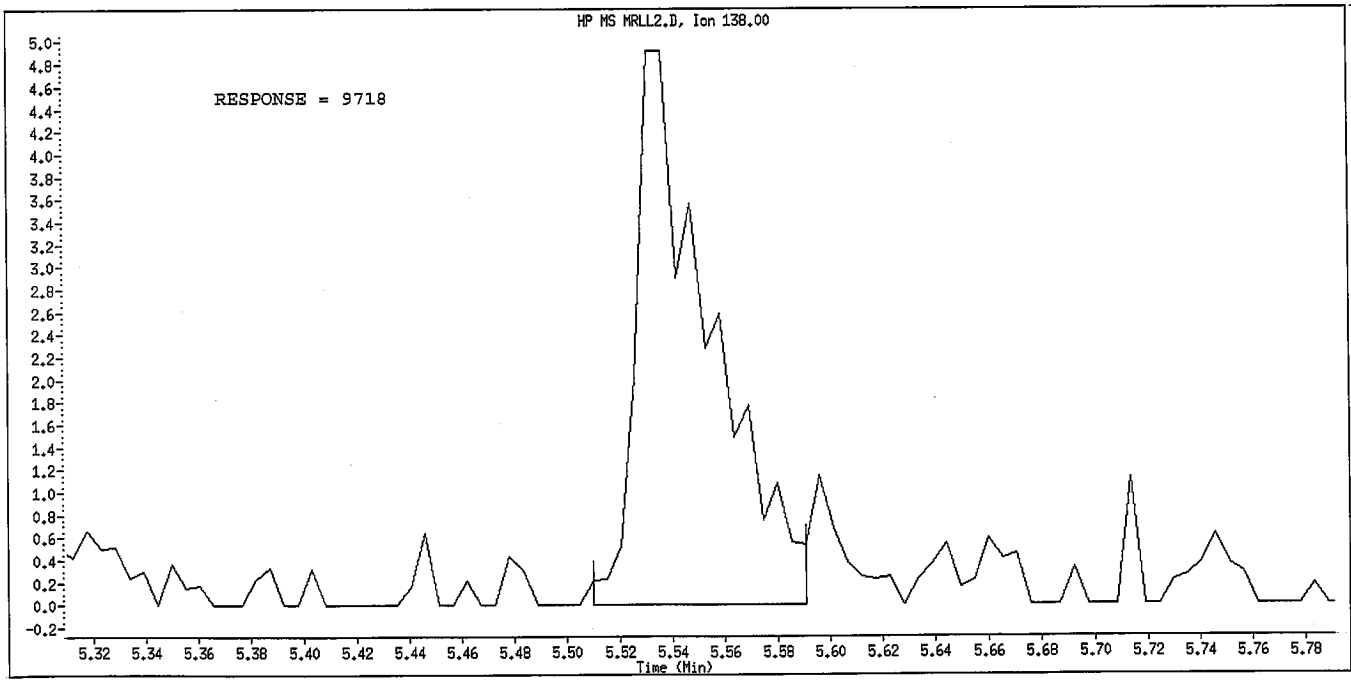

Manual Integration

Manually Integrated By: gruberj
Manual Integration Reason: Peak not found

Data File Name: MRLL2.D
Inj. Date and Time: 08-APR-2009 16:30
Instrument ID: a4hp7.i
Client ID:
Compound Name: Indeno(1,2,3-cd)pyrene
CAS #: 193-39-5
Report Date: 04/09/2009

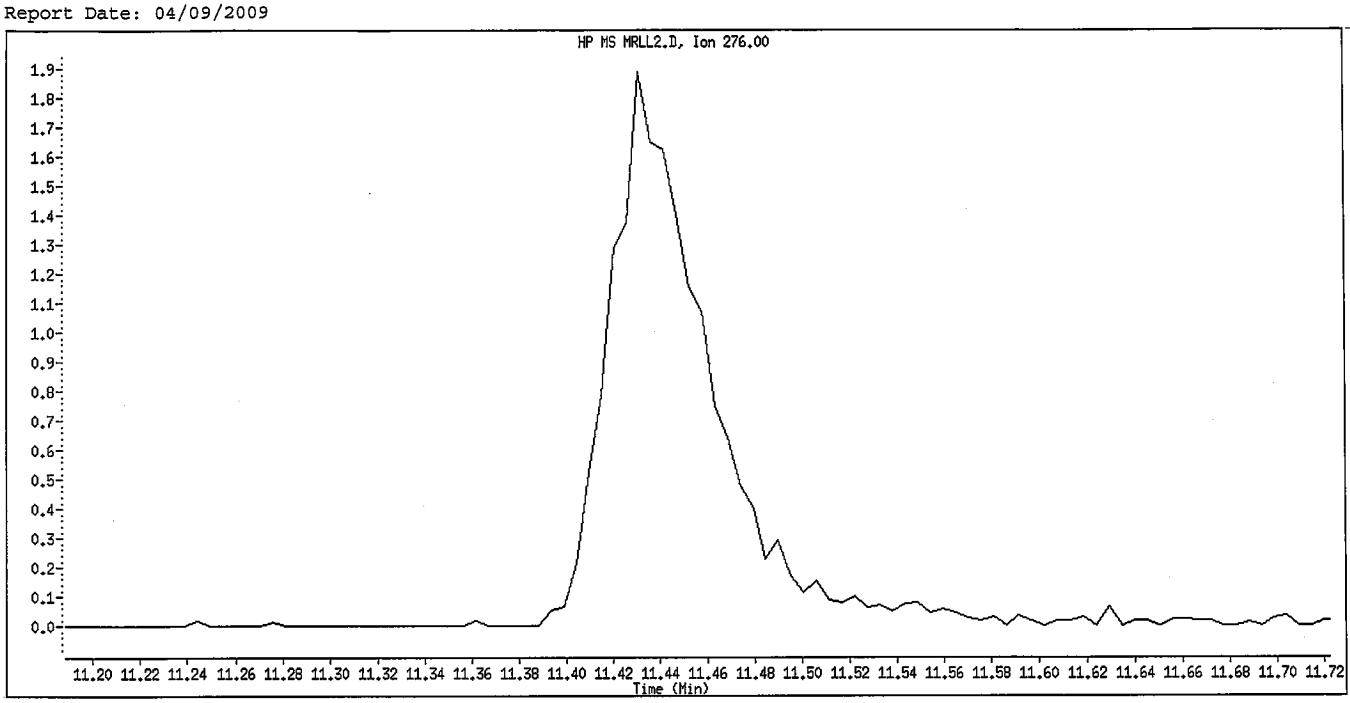

Original Integration

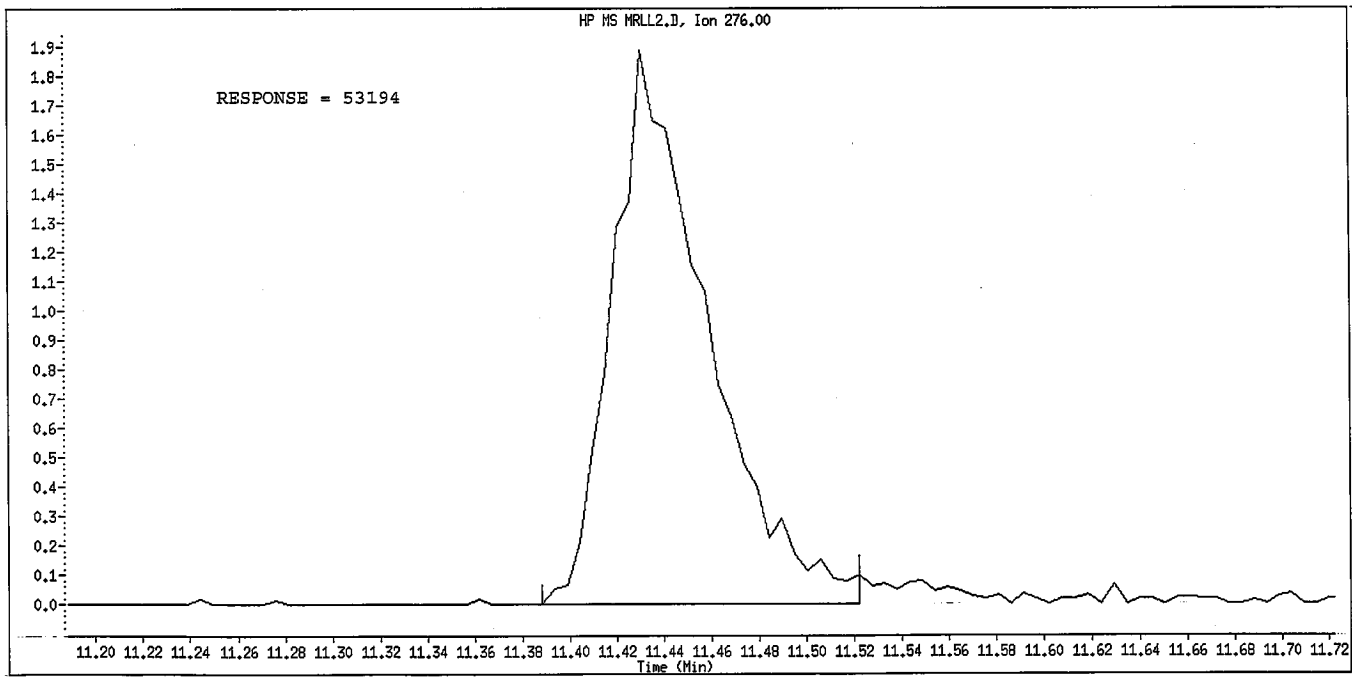

Manual Integration

Manually Integrated By: gruberj
Manual Integration Reason: Peak not found

Data File Name: MRLL2.D
Inj. Date and Time: 08-APR-2009 16:30
Instrument ID: a4hp7.i
Client ID:
Compound Name: Benzo(g,h,i)perylene
CAS #: 191-24-2
Report Date: 04/09/2009

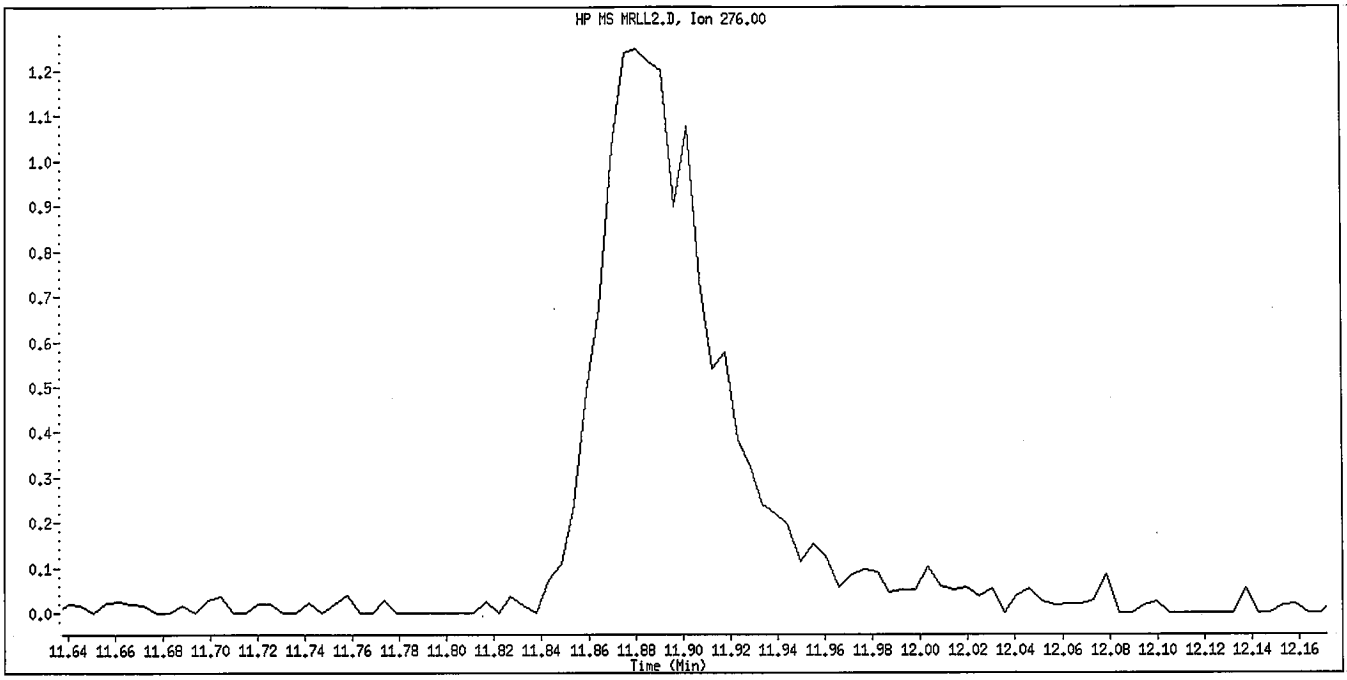

Original Integration

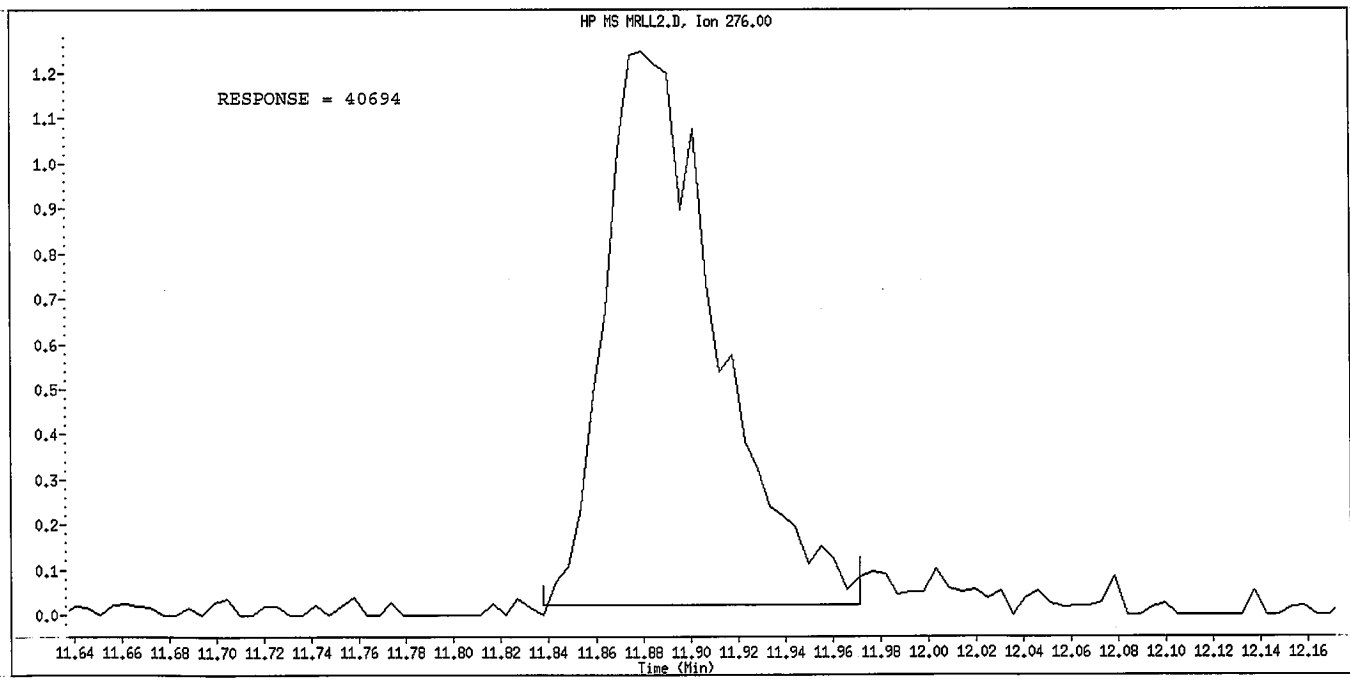

Manual Integration

Manually Integrated By: gruberj
Manual Integration Reason: Peak not found

TestAmerica North Canton

Semivolatile REPORT SW-846 Method 8270

Data file : \\cansvr11\dd\chem\MSS\a4hp7.i\90408a.b\MRLL3.D
Lab Smp Id: mrll3
Inj Date : 08-APR-2009 16:50
Operator : 001710 Inst ID: a4hp7.i
Smp Info : mrll3,90408a.b,8270C-625,1-827042d.sub
Misc Info :
Comment :
Method : \\cansvr11\dd\chem\MSS\a4hp7.i\90408a.b\8270C-625.m
Meth Date : 09-Apr-2009 14:54 gruberj Quant Type: ISTD
Cal Date : 01-APR-2009 17:51 Cal File: 7SMH0401.D
Als bottle: 23
Dil Factor: 1.00000
Integrator: HP RTE Compound Sublist: qcmrl.sub
Target Version: 4.14
Processing Host: CANPMSSV01

	Compounds	QUANT SIG MASS	RT	EXP RT	REL RT	RESPONSE	CONCENTRATIONS ON-COLUMN (NG)	CONCENTRATIONS FINAL (NG)	
* 1	1,4-Dichlorobenzene-d4	152	3.413	3.418	(1.000)	91423	2.00000		(Q)
* 2	Naphthalene-d8	136	4.306	4.306	(1.000)	388401	2.00000		
* 3	Acenaphthene-d10	164	5.569	5.569	(1.000)	194665	2.00000		
* 4	Phenanthrene-d10	188	6.654	6.649	(1.000)	331364	2.00000		
* 5	Chrysene-d12	240	8.601	8.607	(1.000)	275588	2.00000		
* 6	Perylene-d12	264	9.965	9.965	(1.000)	258172	2.00000		
9	Pyridine	79	1.825	1.830	(0.535)	35309	0.41985	0.41985	
10	N-Nitrosodimethylamine	74	1.798	1.808	(0.527)	21979	0.48479	0.48479	
11	Ethyl methacrylate	69	2.028	2.033	(0.594)	37067	0.49406	0.49406	
12	3-Chloropropionitrile	54	2.199	2.210	(0.644)	16159	0.51033	0.51033	
13	Malononitrile	66	2.349	2.354	(0.688)	41670	0.46457	0.46457	
209	Benzaldehyde	77	3.130	3.130	(0.917)	28283	0.53223	0.53223	
21	Aniline	93	3.188	3.194	(0.934)	61403	0.48786	0.48786	
22	Phenol	94	3.140	3.140	(0.920)	51443	0.48043	0.48043	
23	bis(2-Chloroethyl)ether	93	3.215	3.221	(0.942)	42854	0.51088	0.51088	
24	2-Chlorophenol	128	3.274	3.279	(0.959)	29158	0.48191	0.48191	
26	1,3-Dichlorobenzene	146	3.381	3.381	(0.991)	30971	0.51661	0.51661	
27	1,4-Dichlorobenzene	146	3.429	3.429	(1.005)	30440	0.55284	0.55284	
28	1,2-Dichlorobenzene	146	3.536	3.536	(1.036)	30161	0.52437	0.52436	
29	Benzyl Alcohol	108	3.493	3.493	(1.024)	10526	0.23195	0.23195	(QM)
30	2-Methylphenol	108	3.552	3.552	(1.041)	41946	0.61504	0.61504	
31	bis(2-Chloroisopropyl)ether	45	3.579	3.579	(1.049)	32991	0.57525	0.57525	
37	Acetophenone	105	3.681	3.686	(1.078)	54645	0.51506	0.51506	
32	N-Nitroso-di-n-propylamine	70	3.670	3.675	(1.075)	31645	0.46008	0.46008	
192	4-Methylphenol	108	3.654	3.659	(1.071)	34277	0.46800	0.46800	
34	Hexachloroethane	117	3.771	3.771	(1.105)	13538	0.50497	0.50497	
35	Nitrobenzene	77	3.804	3.809	(0.883)	51505	0.49295	0.49295	
41	Isophorone	82	3.964	3.969	(0.921)	74987	0.40539	0.40539	
42	2-Nitrophenol	139	4.028	4.028	(0.935)	13559	0.39722	0.39722	
43	2,4-Dimethylphenol	107	4.028	4.028	(0.935)	34132	0.39379	0.39379	
44	bis(2-Chloroethoxy)methane	93	4.098	4.098	(0.952)	46971	0.47832	0.47832	
46	2,4-Toluenediamene	121	5.135	5.125	(1.192)	8642	0.37369	0.37369	
47	1,3,5-Trichlorobenzene	180	4.034	4.039	(0.937)	32713	0.53627	0.53627	

	Compounds	QUANT SIG MASS	RT	EXP RT	REL RT	RESPONSE	CONCENTRATIONS ON-COLUMN (NG)	CONCENTRATIONS FINAL (NG)
48	2,4-Dichlorophenol	162	4.194	4.194	(0.974)	16181	0.34452	0.34452
49	Benzoic Acid	122	Compound Not Detected.					
50	1,2,4-Trichlorobenzene	180	4.258	4.258	(0.989)	27601	0.51889	0.51889
51	Naphthalene	128	4.322	4.322	(1.004)	97485	0.51494	0.51494
52	4-Chloroaniline	127	4.344	4.344	(1.009)	30982	0.38598	0.38598
56	Hexachlorobutadiene	225	4.397	4.397	(1.021)	14417	0.50935	0.50935
210	Caprolactam	113	4.590	4.600	(1.066)	3804	0.35230	0.35230(Q)
57	1,2,3-Trichlorobenzene	180	4.419	4.419	(1.026)	24327	0.50155	0.50155
59	4-Chloro-3-Methylphenol	107	4.681	4.675	(1.087)	24981	0.33993	0.33993
62	2-Methylnaphthalene	142	4.814	4.814	(1.118)	47697	0.46633	0.46633
63	1-Methylnaphthalene	142	4.884	4.884	(1.134)	57178	0.49224	0.49224
64	Hexachlorocyclopentadiene	237	4.921	4.921	(0.884)	8215	0.27164	0.27164
66	2,4,6-Trichlorophenol	196	5.012	5.007	(0.900)	8379	0.25975	0.25975
67	2,4,5-Trichlorophenol	196	5.050	5.039	(0.907)	17579	0.51549	0.51549(M)
211	1,1'-Biphenyl	154	5.141	5.141	(0.923)	68339	0.49897	0.49896
68	1,2,3,5-Tetrachlorobenzene	216	4.921	4.921	(0.884)	22656	0.49235	0.49235
70	2-Chloronaphthalene	162	5.167	5.167	(0.928)	49905	0.49530	0.49530
73	2-Nitroaniline	65	5.232	5.226	(0.939)	21928	0.44831	0.44831
74	1,2,3,4-Tetrachlorobenzene	216	5.141	5.141	(0.923)	20418	0.47377	0.47377
76	Dimethylphthalate	163	5.344	5.344	(0.960)	51819	0.44824	0.44824
78	2,6-Dinitrotoluene	165	5.397	5.397	(0.969)	9389	0.34736	0.34736
79	Acenaphthylene	152	5.472	5.472	(0.983)	85331	0.50072	0.50072
80	1,2-Dinitrobenzene	168	5.446	5.440	(0.978)	5367	0.40576	0.40576(Q)
81	3-Nitroaniline	138	5.531	5.526	(0.993)	12581	0.43413	0.43413
82	Acenaphthene	153	5.595	5.595	(1.005)	55033	0.50887	0.50886(Q)
83	2,4-Dinitrophenol	184	Compound Not Detected.					
85	4-Nitrophenol	109	Compound Not Detected.					
86	Dibenzofuran	168	5.718	5.718	(1.027)	74617	0.51113	0.51112
87	2,4-Dinitrotoluene	165	5.692	5.686	(1.022)	12846	0.37646	0.37646
91	2,3,5,6-Tetrachlorophenol	232	5.788	5.766	(1.039)	4360	0.17128	0.17128
93	Diethylphthalate	149	5.847	5.847	(1.050)	56065	0.46666	0.46666
94	Fluorene	166	5.964	5.964	(1.071)	62316	0.51600	0.51600
95	4-Chlorophenyl-phenylether	204	5.954	5.948	(1.069)	26916	0.48812	0.48812
96	4-Nitroaniline	138	5.986	5.964	(1.075)	13077	0.52689	0.52689
98	4,6-Dinitro-2-methylphenol	198	Compound Not Detected.					
99	N-Nitrosodiphenylamine	169	6.034	6.034	(0.907)	44567	0.49576	0.49576
100	1,2-Diphenylhydrazine	77	6.066	6.066	(0.912)	99806	0.47788	0.47788
106	4-Bromophenyl-phenylether	248	6.312	6.307	(0.949)	13888	0.48244	0.48244
107	Hexachlorobenzene	284	6.366	6.366	(0.957)	13315	0.48168	0.48168
212	Atrazine	200	6.403	6.403	(0.962)	12787	0.49789	0.49789
111	Pentachlorophenol	266	6.526	6.505	(0.981)	6584	0.47763	0.47762(QM)
115	Phenanthrene	178	6.670	6.670	(1.002)	91106	0.48719	0.48719
116	Anthracene	178	6.708	6.708	(1.008)	95905	0.52841	0.52841
119	Carbazole	167	6.820	6.809	(1.025)	83939	0.50175	0.50175
120	Di-n-Butylphthalate	149	7.029	7.023	(1.056)	112388	0.53146	0.53146
123	Fluoranthene	202	7.537	7.537	(1.133)	91153	0.49100	0.49100
124	Benzidine	184	7.623	7.612	(0.886)	33553	0.66619	0.66619
125	Pyrene	202	7.708	7.708	(0.896)	97180	0.50144	0.50144
131	Butylbenzylphthalate	149	8.131	8.131	(0.945)	44232	0.49112	0.49112
133	3,3'-Dimethoxybenzidine	244	8.521	8.521	(0.991)	9758	0.52580	0.52580(QM)
135	3,3'-Dichlorobenzidine	252	8.553	8.558	(0.994)	27543	0.46974	0.46974
136	Benzo(a)Anthracene	228	8.591	8.601	(0.999)	89372	0.48403	0.48403
137	Chrysene	228	8.617	8.628	(1.002)	97842	0.56112	0.56112
138	4,4'-Methylene bis(o-chloroan	231	8.548	8.553	(0.994)	15554	0.50633	0.50633

	Compounds	QUANT SIG MASS	RT	EXP RT	REL RT	RESPONSE	CONCENTRATIONS ON-COLUMN (NG)	CONCENTRATIONS FINAL (NG)
139	bis(2-ethylhexyl)Phthalate	149	8.537	8.548	(0.993)	60102	0.47689	0.47689
140	Di-n-octylphthalate	149	9.056	9.067	(0.909)	97531	0.61774	0.61774
141	Benzo(b)fluoranthene	252	9.537	9.548	(0.957)	73328	0.43564	0.43564
142	Benzo(k)fluoranthene	252	9.564	9.575	(0.960)	85754	0.51449	0.51449
146	Benzo(a)pyrene	252	9.901	9.906	(0.994)	72842	0.48244	0.48244
149	Indeno(1,2,3-cd)pyrene	276	11.447	11.447	(1.149)	72790	0.47165	0.47165
150	Dibenz(a,h)anthracene	278	11.452	11.452	(1.149)	60371	0.45360	0.45360
151	Benzo(g,h,i)perylene	276	11.891	11.891	(1.193)	58162	0.45037	0.45037(M)
198	1,4-Dioxane	88	1.627	1.632	(0.477)	12684	0.45223	0.45223
101	Diphenylamine	169	6.034	6.034	(0.907)	44567	0.49576	0.49576

QC Flag Legend

Q - Qualifier signal failed the ratio test.
M - Compound response manually integrated.


Y (x10^6)
0.2
0.3
0.4
0.5
0.6
0.7
0.8
0.9
1.0
1.1
1.2
1.3
1.4
Min
2
3
4
5
6
7
8
9
10
11
12
-Pyridine+
-3-Chloropropionitrile+
-2-Fluorophenol
-Benzaldehyde+
-bis(2-Chloroethyl)ether+
-1,4-Dichlorobenzene-d4+
-1,2-Dichlorobenzene+
-Acetophenone+
-Hexachloroethane+
-Isophorone+
-Hexachlorobutadiene+
Naphthalene-d8+
-Caprolactam+
-2-Methylnaphthalene+
-2,4,6-Trichlorophenol+
-2,4-Toluenediamene+
-Dimethylphthalate+
-Acenaphthylene+
-Dibenzofuran+
Acenaphthene-d10+
-2,3,5,6-Tetrachlorophenol+
-Fluorene+
-N-Nitrosodiphenylamine+
-4-Bromophenyl-phenylether+
-Carbazole+
Phenanthrene-d10+
-Fluoranthene+
-Butylbenzylphthalate
-3,3'-Dichlorobenzidine+
-Chrysene-d12+
-Benzo(b)fluoranthene+
-Benzo(a)pyrene
-Perylene-d12
-Indeno(1,2,3-cd)pyrene+
\\cansvr11\dd\chem\MSS\a4hp7.i\90408a.b\MRLL3.D

Data File Name: MRLL3.D
Inj. Date and Time: 08-APR-2009 16:50
Instrument ID: a4hp7.i
Client ID:
Compound Name: Benzyl Alcohol
CAS #: 100-51-6
Report Date: 04/09/2009

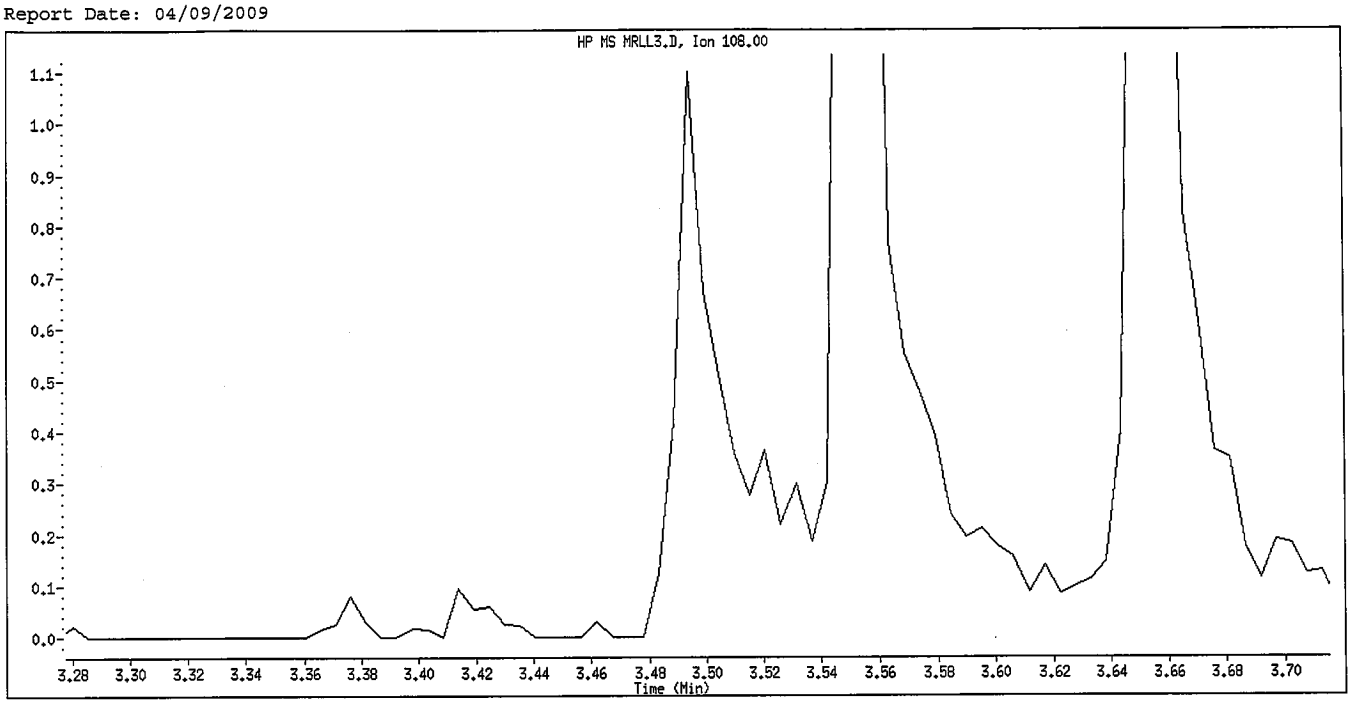

Original Integration

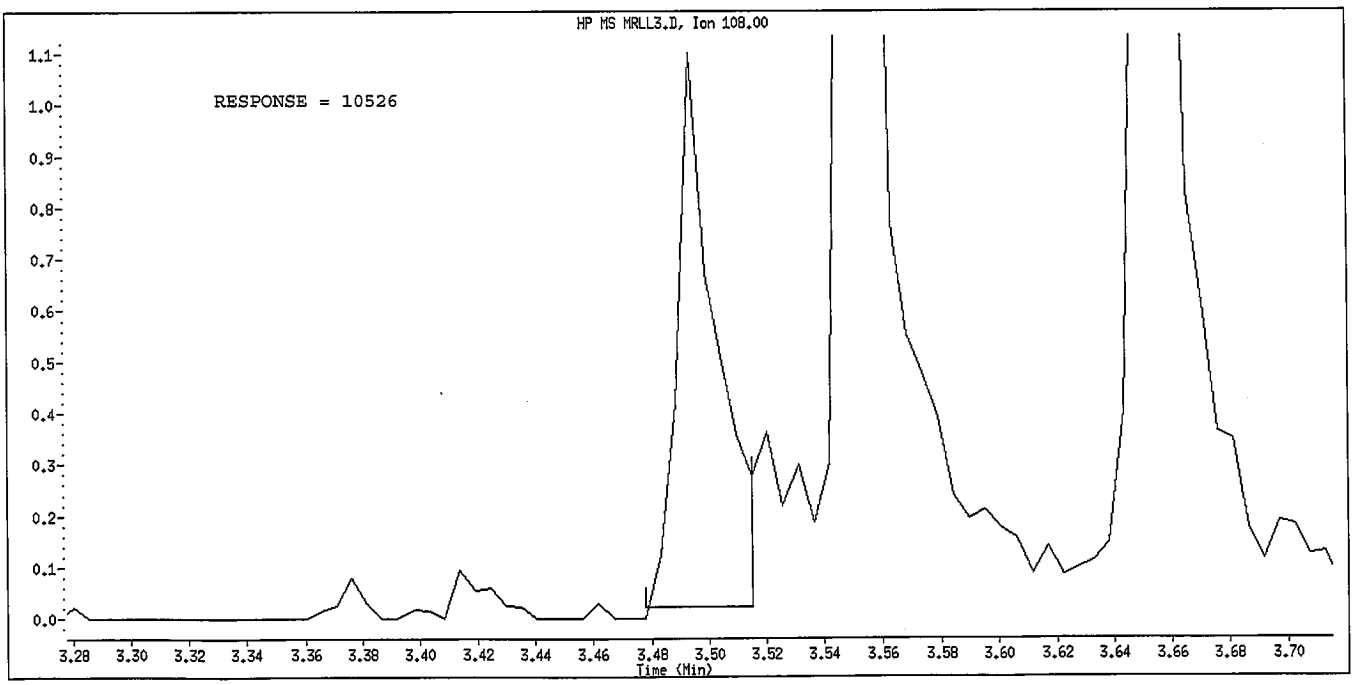

Manual Integration

Manually Integrated By: gruberj
Manual Integration Reason: Peak not found

Data File Name: MRLL3.D
Inj. Date and Time: 08-APR-2009 16:50
Instrument ID: a4hp7.i
Client ID:
Compound Name: 2,4,5-Trichlorophenol
CAS #: 95-95-4
Report Date: 04/09/2009

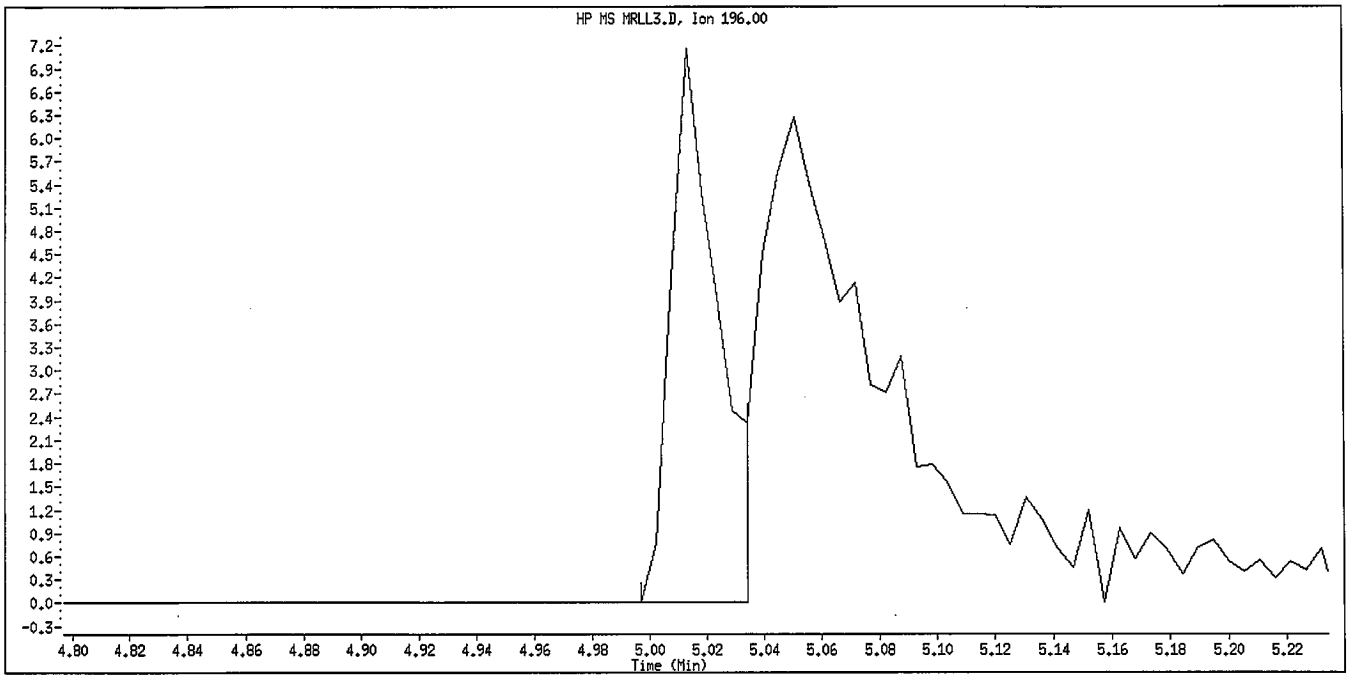

Original Integration

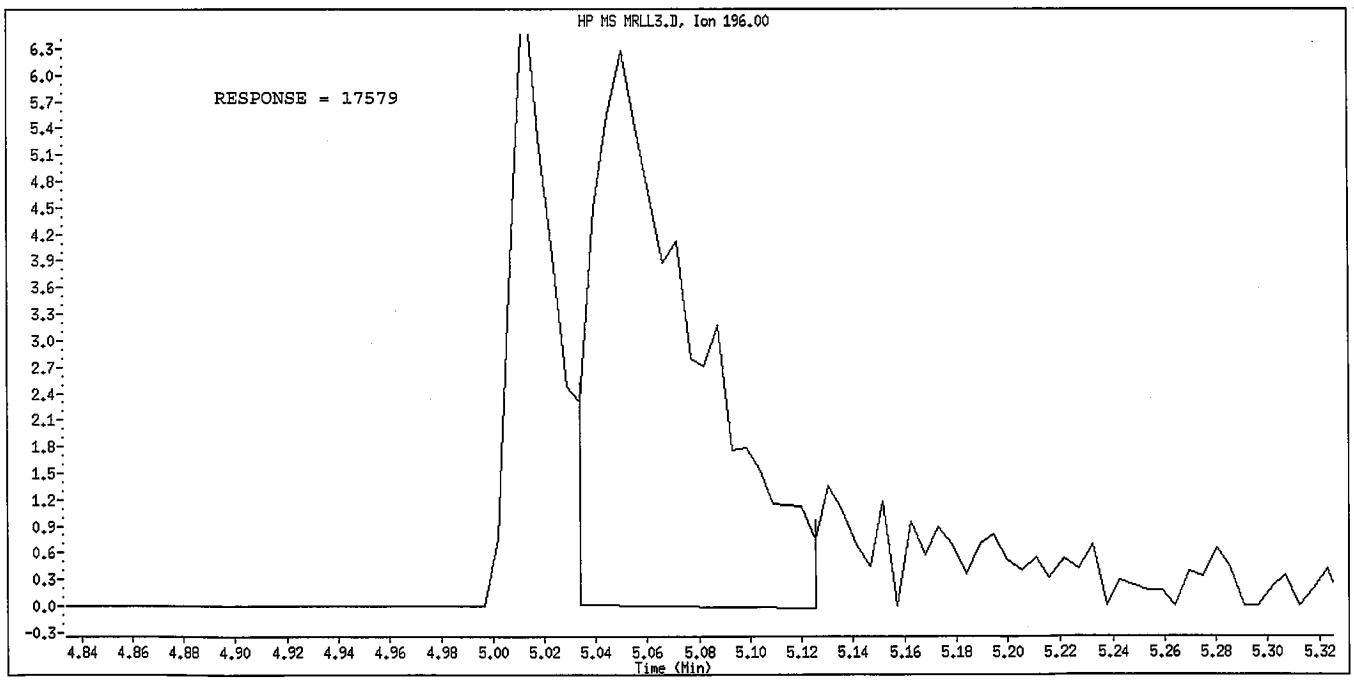

Manual Integration

Manually Integrated By: gruberj
Manual Integration Reason: Peak not found

Data File Name: MRLL3.D
Inj. Date and Time: 08-APR-2009 16:50
Instrument ID: a4hp7.i
Client ID:
Compound Name: Pentachlorophenol
CAS #: 87-86-5
Report Date: 04/09/2009

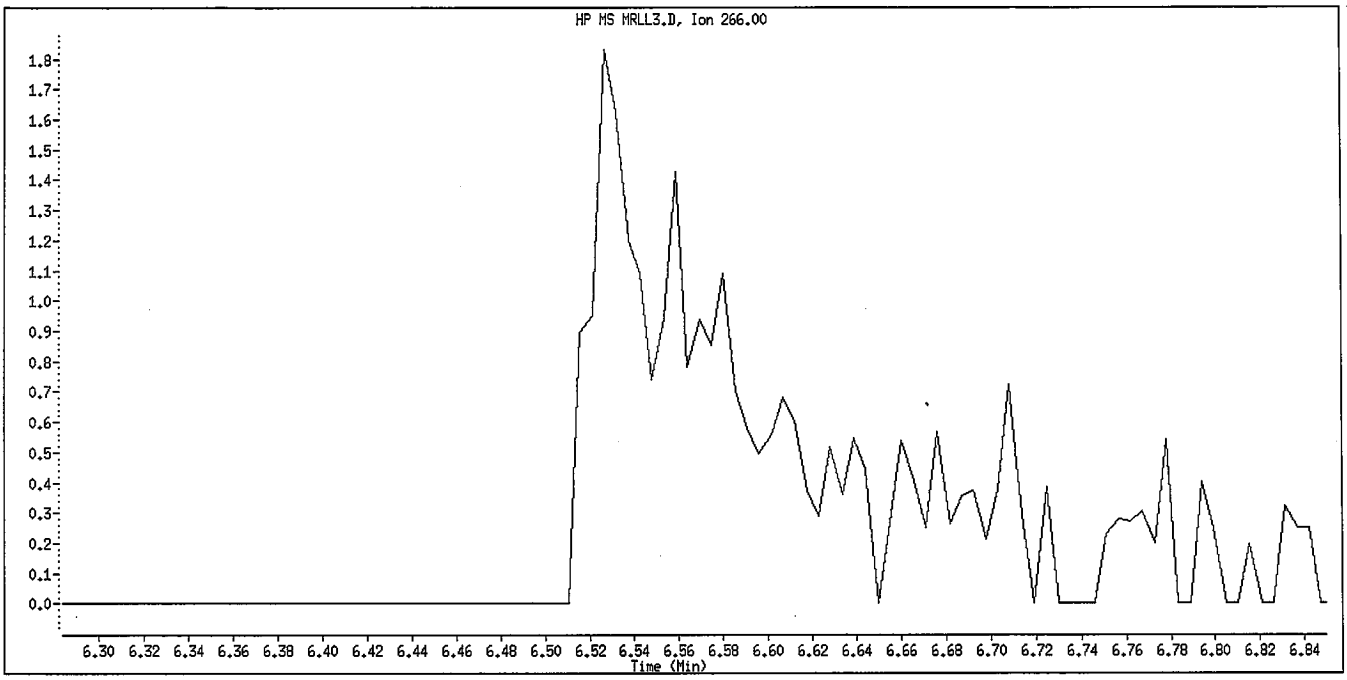

Original Integration

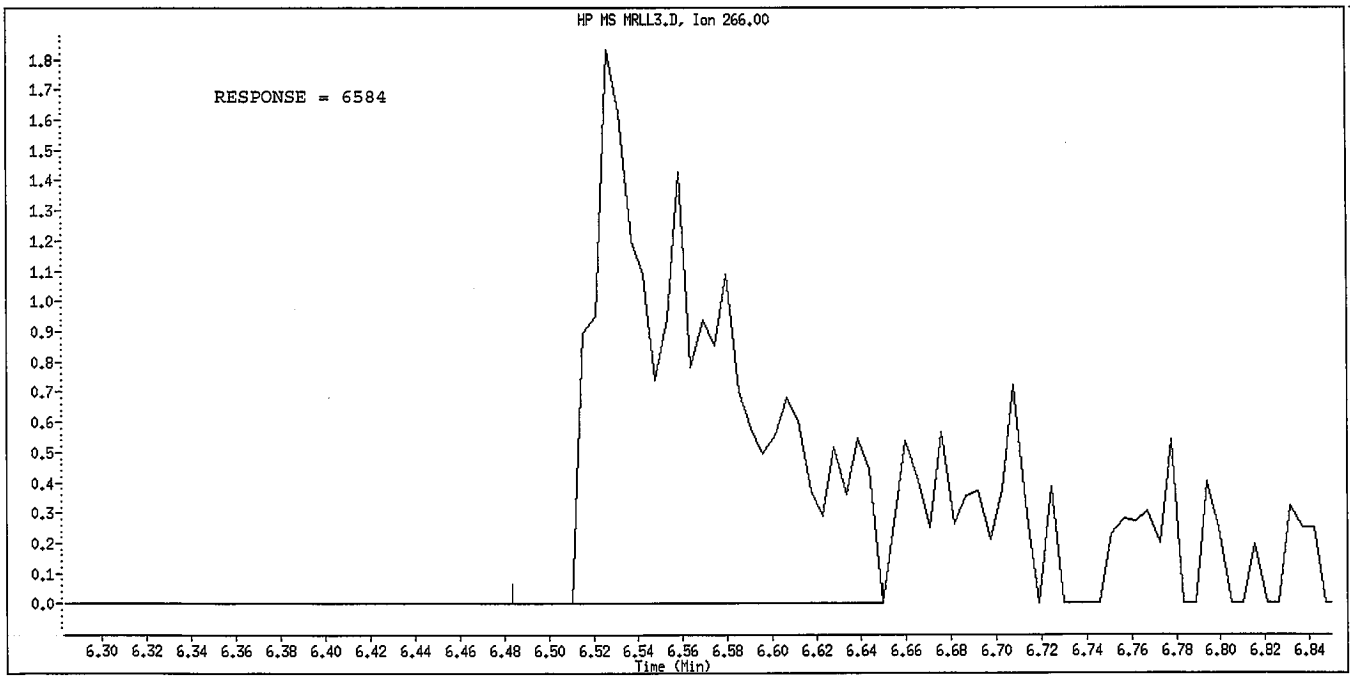

Manual Integration

Manually Integrated By: gruberj
Manual Integration Reason: Peak not found

Data File Name: MRLL3.D
Inj. Date and Time: 08-APR-2009 16:50
Instrument ID: a4hp7.i
Client ID:
Compound Name: 3,3'-Dimethoxybenzidine
CAS #: 119-90-4
Report Date: 04/09/2009

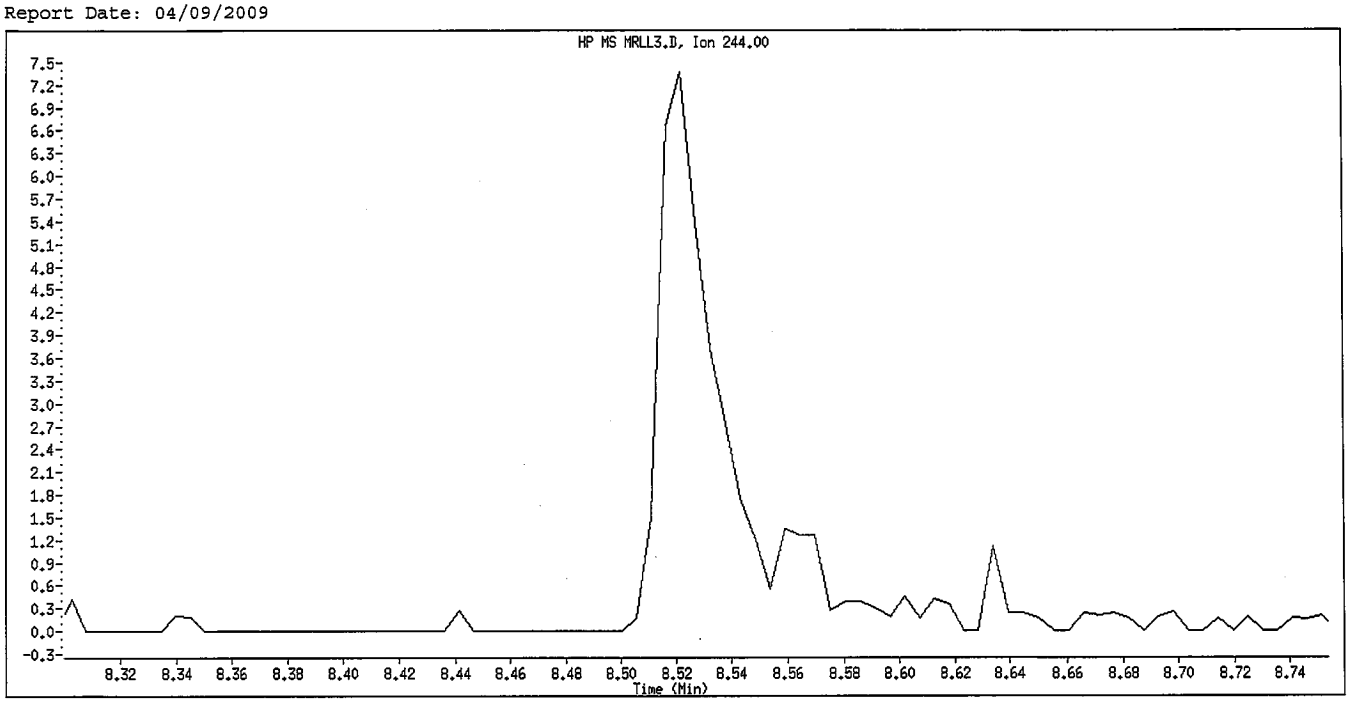

Original Integration

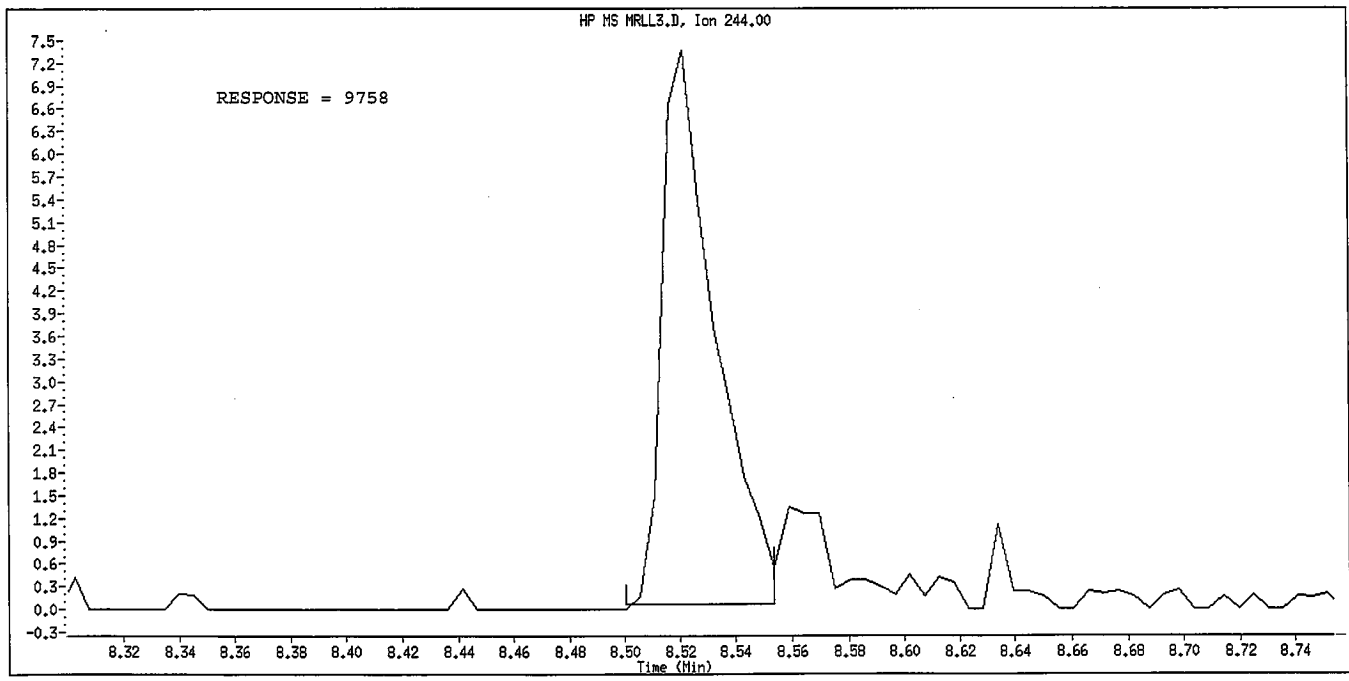

Manual Integration

Manually Integrated By: gruberj
Manual Integration Reason: Peak not found

Data File Name: MRLL3.D
Inj. Date and Time: 08-APR-2009 16:50
Instrument ID: a4hp7.i
Client ID:
Compound Name: Benzo(g,h,i)perylene
CAS #: 191-24-2
Report Date: 04/09/2009

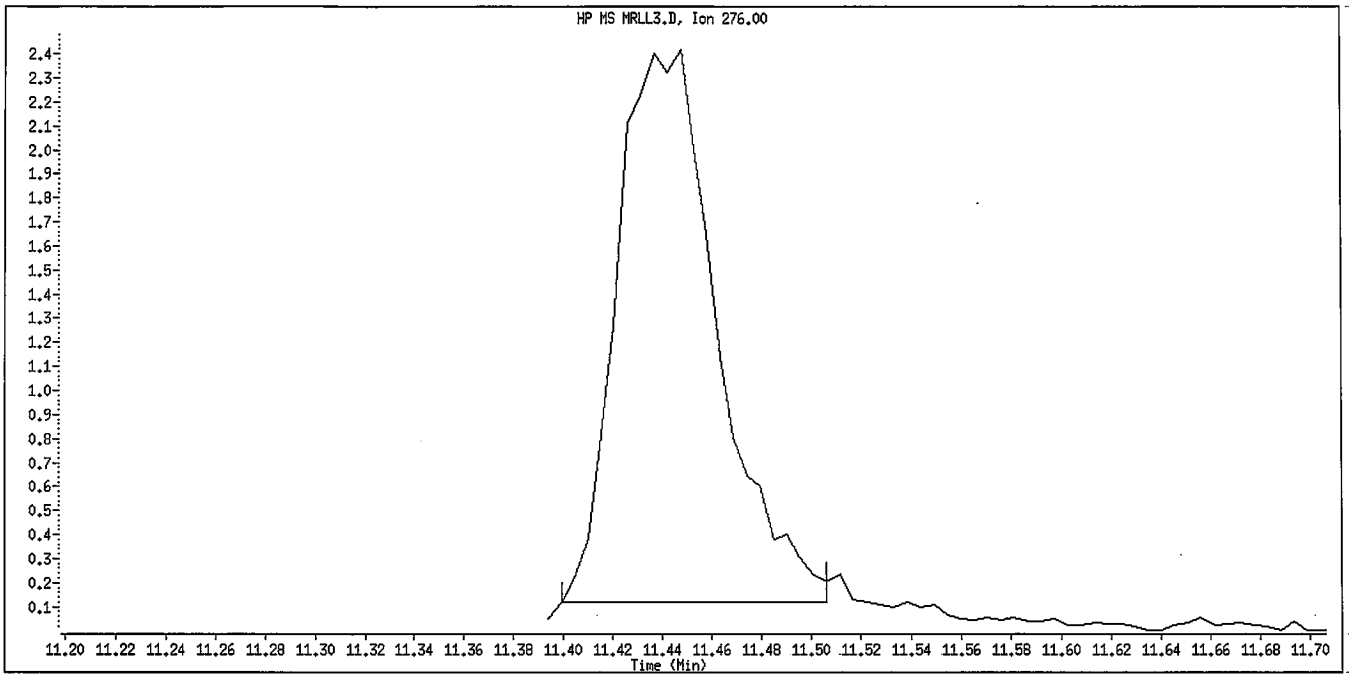

Original Integration

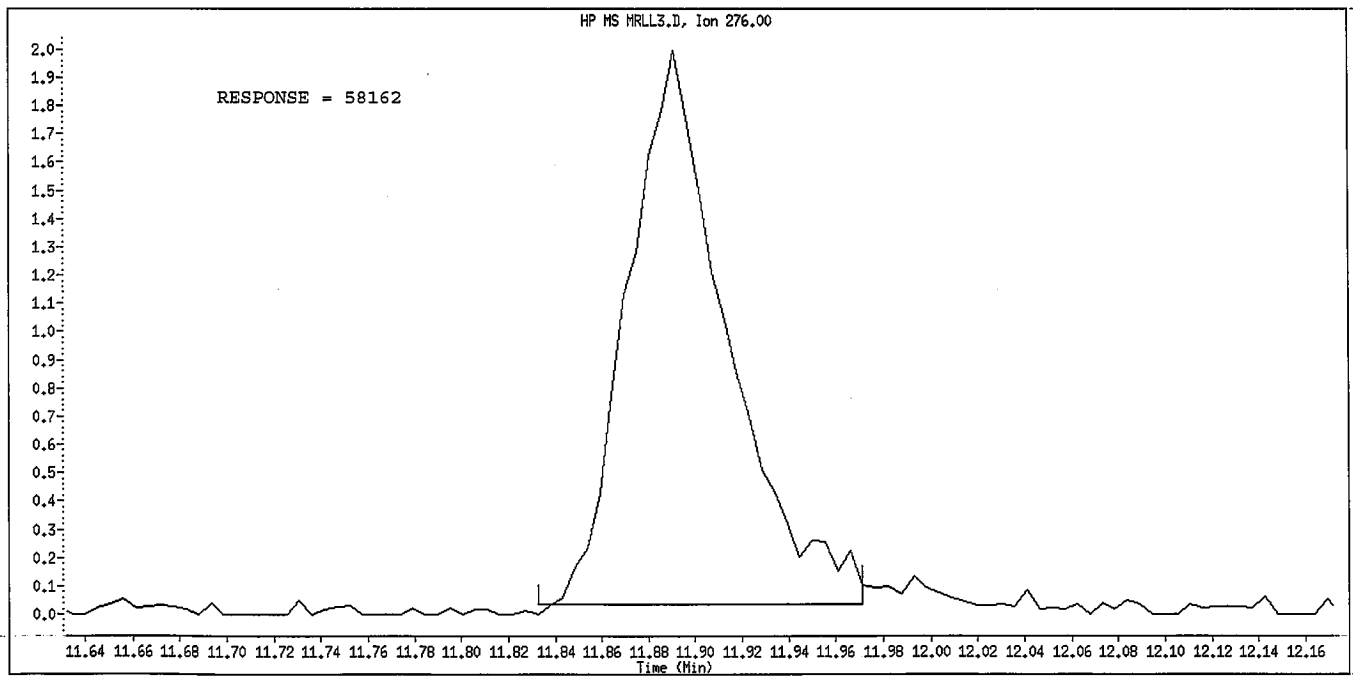

Manual Integration

Manually Integrated By: gruberj
Manual Integration Reason: Peak not found

TestAmerica
THE LEADER IN ENVIRONMENTAL TESTING

RAW QC DATA

Data File: \\cansvr11\dd\chem\MSS\a4hp7.i\90401a.b\7DF0401.D

Date : 01-APR-2009 14:52

Client ID:

Instrument: a4hp7.i

Sample Info: dftpp,90401a.b,dftpp390

Operator: 001710

Column phase:

Column diameter: 2.00

1 dftpp

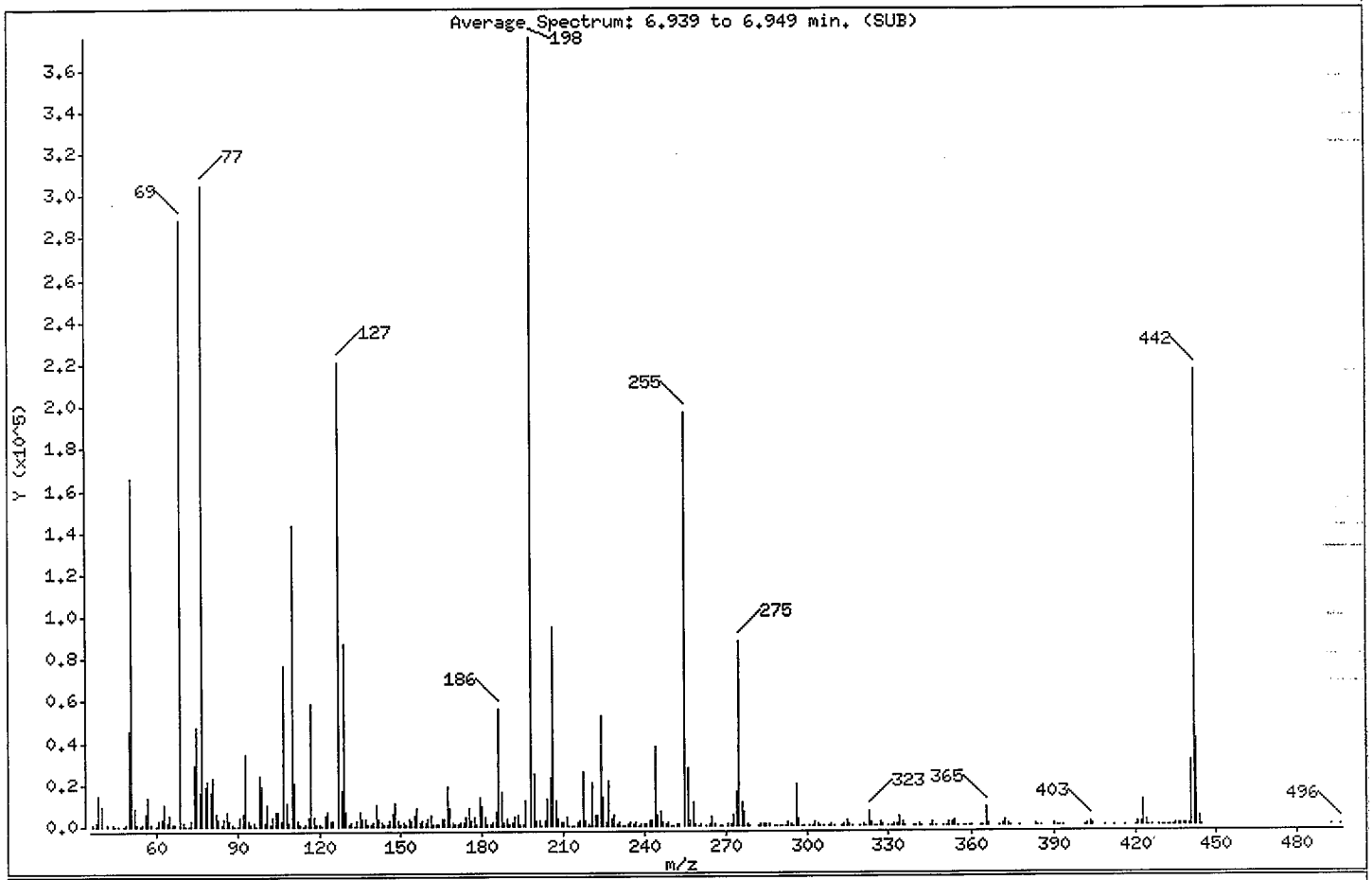

m/e	ION ABUNDANCE CRITERIA	% RELATIVE ABUNDANCE
198	Base Peak, 100% relative abundance	100.00
51	30.00 - 80.00% of mass 198	44.12
68	Less than 2.00% of mass 69	0.00 (0.00)
69	Mass 69 relative abundance	76.90
70	Less than 2.00% of mass 69	0.45 (0.58)
127	25.00 - 75.00% of mass 198	58.84
197	Less than 1.00% of mass 198	0.00
199	5.00 - 9.00% of mass 198	6.73
275	10.00 - 30.00% of mass 198	23.56
365	Greater than 0.75% of mass 198	2.23
441	Present, but less than mass 443	8.38
442	40.00 - 110.00% of mass 198	57.79
443	15.00 - 24.00% of mass 442	10.98 (19.00)

Date : 01-APR-2009 14:52

Client ID: Instrument: a4hp7.i

Sample Info: dftpp,90401a.b,dftpp390

Operator: 001710

Column phase: Column diameter: 2.00

Data File: 7DF0401.D
Spectrum: Average Spectrum: 6.939 to 6.949 min. (SUB)
Location of Maximum: 198.00
Number of points: 346

m/z	Y	m/z	Y	m/z	Y	m/z	Y
37.00	1265	130.00	6873	218.00	2804	316.00	1197
38.00	2037	131.00	1214	219.00	616	317.00	191
39.00	14829	132.00	1303	220.00	410	320.00	93
40.00	9770	133.00	409	221.00	20808	321.00	820
42.00	456	134.00	2756	222.00	4974	322.00	397
44.00	754	135.00	7167	223.00	5380	323.00	7041
45.00	175	136.00	3345	224.00	52368	324.00	1954
46.00	55	137.00	3568	225.00	13928	325.00	203
48.00	201	138.00	1033	226.00	1737	326.00	50
49.00	832	139.00	711	227.00	21984	327.00	1415
50.00	45856	140.00	1319	228.00	3158	328.00	503
51.00	165568	141.00	10275	229.00	4959	330.00	65
52.00	8464	142.00	3487	230.00	573	331.00	96
53.00	563	143.00	2031	231.00	2104	332.00	446
54.00	42	144.00	912	232.00	317	333.00	969
55.00	1261	145.00	854	233.00	341	334.00	4322
56.00	5706	146.00	2320	234.00	1288	335.00	1332
57.00	13879	147.00	5825	235.00	2121	336.00	115
58.00	461	148.00	11431	236.00	1225	339.00	99
60.00	220	149.00	2276	237.00	1744	340.00	177
61.00	2992	150.00	1118	238.00	345	341.00	689
62.00	3824	151.00	1382	239.00	901	342.00	295
63.00	9962	152.00	996	240.00	464	345.00	177
64.00	1832	153.00	3514	241.00	1194	346.00	1456
65.00	5414	154.00	2323	242.00	2728	347.00	294
66.00	508	155.00	4822	243.00	2905	350.00	178
67.00	897	156.00	8440	244.00	37848	351.00	244
69.00	288576	157.00	1869	245.00	5309	352.00	1727
70.00	1680	158.00	2240	246.00	7269	353.00	1344
71.00	64	159.00	1527	247.00	1492	354.00	2454
72.00	113	160.00	3151	248.00	451	355.00	334
73.00	2470	161.00	4887	249.00	1461	357.00	69
74.00	29712	162.00	1207	250.00	297	358.00	51
75.00	47776	163.00	467	251.00	283	359.00	87
76.00	16760	164.00	576	252.00	548	360.00	61

Date : 01-APR-2009 14:52

Client ID: Instrument: a4hp7.i

Sample Info: dftpp,90401a.b,dftpp390

Operator: 001710

Column phase: Column diameter: 2.00

Data File: 7DF0401.D
Spectrum: Average Spectrum: 6.939 to 6.949 min. (SUB)
Location of Maximum: 198.00
Number of points: 346

m/z	Y	m/z	Y	m/z	Y	m/z	Y
77.00	304128	165.00	3331	253.00	1118	363.00	81
78.00	18968	166.00	3020	255.00	196544	364.00	389
79.00	21952	167.00	19096	256.00	28008	365.00	8351
80.00	16536	168.00	8659	257.00	2396	366.00	1192
81.00	23304	169.00	1619	258.00	11218	370.00	228
82.00	5799	170.00	649	259.00	1271	371.00	816
83.00	3879	171.00	1133	260.00	272	372.00	2751
84.00	500	172.00	2004	261.00	704	373.00	945
85.00	3709	173.00	2110	263.00	15	374.00	164
86.00	6679	174.00	4650	264.00	480	377.00	79
87.00	2672	175.00	8427	265.00	4534	383.00	650
88.00	950	176.00	2460	266.00	616	384.00	61
89.00	350	177.00	4085	268.00	50	385.00	139
90.00	87	178.00	1027	269.00	205	390.00	694
91.00	4540	179.00	14072	271.00	770	391.00	368
92.00	5774	180.00	9060	272.00	877	392.00	307
93.00	34728	181.00	4452	273.00	5508	393.00	104
94.00	2557	182.00	953	274.00	16246	401.00	71
95.00	598	183.00	583	275.00	88424	402.00	1293
96.00	1961	184.00	1854	276.00	11458	403.00	1751
97.00	162	185.00	7223	277.00	6979	404.00	552
98.00	24312	186.00	56264	278.00	1227	409.00	73
99.00	18688	187.00	16704	279.00	113	412.00	51
100.00	1821	188.00	1968	282.00	126	416.00	63
101.00	10012	189.00	3421	283.00	1011	420.00	221
102.00	796	190.00	679	284.00	522	421.00	1459
103.00	4105	191.00	1566	285.00	1231	422.00	1497
104.00	7162	192.00	4639	286.00	579	423.00	12164
105.00	6856	193.00	5142	288.00	61	424.00	2670
106.00	2838	194.00	1035	289.00	352	425.00	378
107.00	76960	195.00	1075	290.00	227	426.00	180
108.00	11615	196.00	11836	291.00	214	429.00	135
109.00	1499	198.00	375296	292.00	359	430.00	325
110.00	143424	199.00	25248	293.00	1949	431.00	169
111.00	20864	200.00	2267	294.00	540	432.00	210

Date : 01-APR-2009 14:52

Client ID: Instrument: a4hp7.i

Sample Info: dftpp,90401a.b,dftpp390

Operator: 001710

Column phase: Column diameter: 2.00

Data File: 7DF0401.D
Spectrum: Average Spectrum: 6.939 to 6.949 min. (SUB)
Location of Maximum: 198.00
Number of points: 346

m/z	Y	m/z	Y	m/z	Y	m/z	Y
112.00	2766	201.00	2517	295.00	97	433.00	65
113.00	1077	202.00	69	296.00	19488	434.00	328
114.00	251	203.00	2912	297.00	3267	435.00	672
115.00	519	204.00	13138	298.00	338	436.00	717
116.00	4554	205.00	22928	299.00	143	437.00	472
117.00	58336	206.00	94784	301.00	417	438.00	864
118.00	4391	207.00	12478	302.00	355	439.00	651
119.00	749	208.00	3528	303.00	2074	440.00	1026
120.00	971	209.00	1388	304.00	907	441.00	31448
121.00	290	210.00	1607	305.00	263	442.00	216896
122.00	5014	211.00	4301	306.00	70	443.00	41216
123.00	6758	212.00	418	308.00	372	444.00	3953
124.00	2378	213.00	379	309.00	446	445.00	110
125.00	2802	214.00	117	310.00	359	493.00	60
127.00	220800	215.00	1576	313.00	248	496.00	66
128.00	17000	216.00	2245	314.00	897		
129.00	87280	217.00	26056	315.00	2335		

Data File: \\cansvr11\dd\chem\MSS\a4hp7.i\90401t.b\7DF0401T.D

Date : 01-APR-2009 14:52

Client ID:

Instrument: a4hp7.i

Sample Info: dftpp,90401a.b,dftpp390

Volume Injected (uL): 1.0

Operator: 001710

Column phase:

Column diameter: 2.00

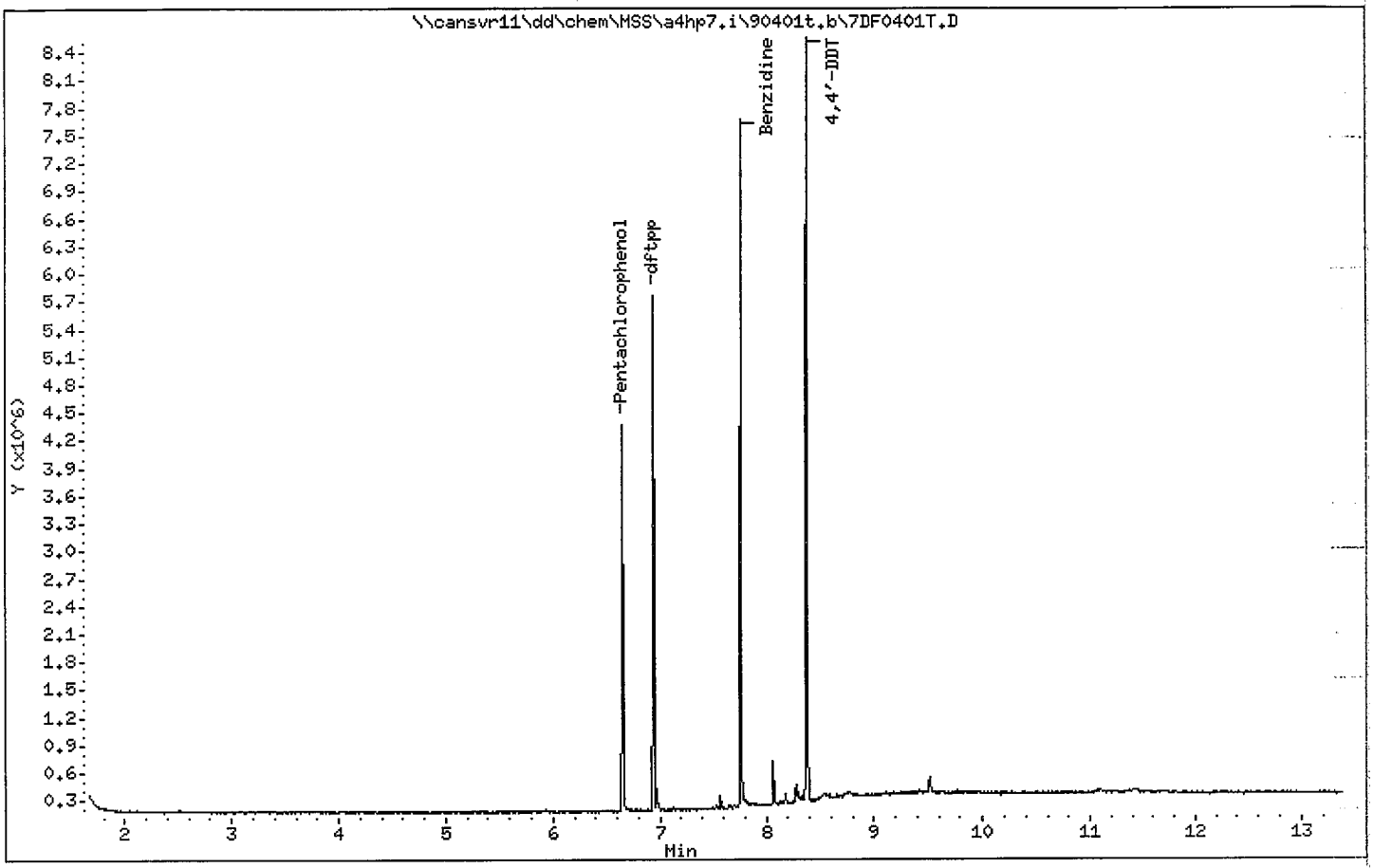

Data File: 7DF0401T.D
Inj Date: 01-APR-2009 14:52
Instrument ID: a4hp7.i
Compound Name: Benzidine
Operator Name: 001710
Report Date: 04/01/2009

TAILING FACTOR

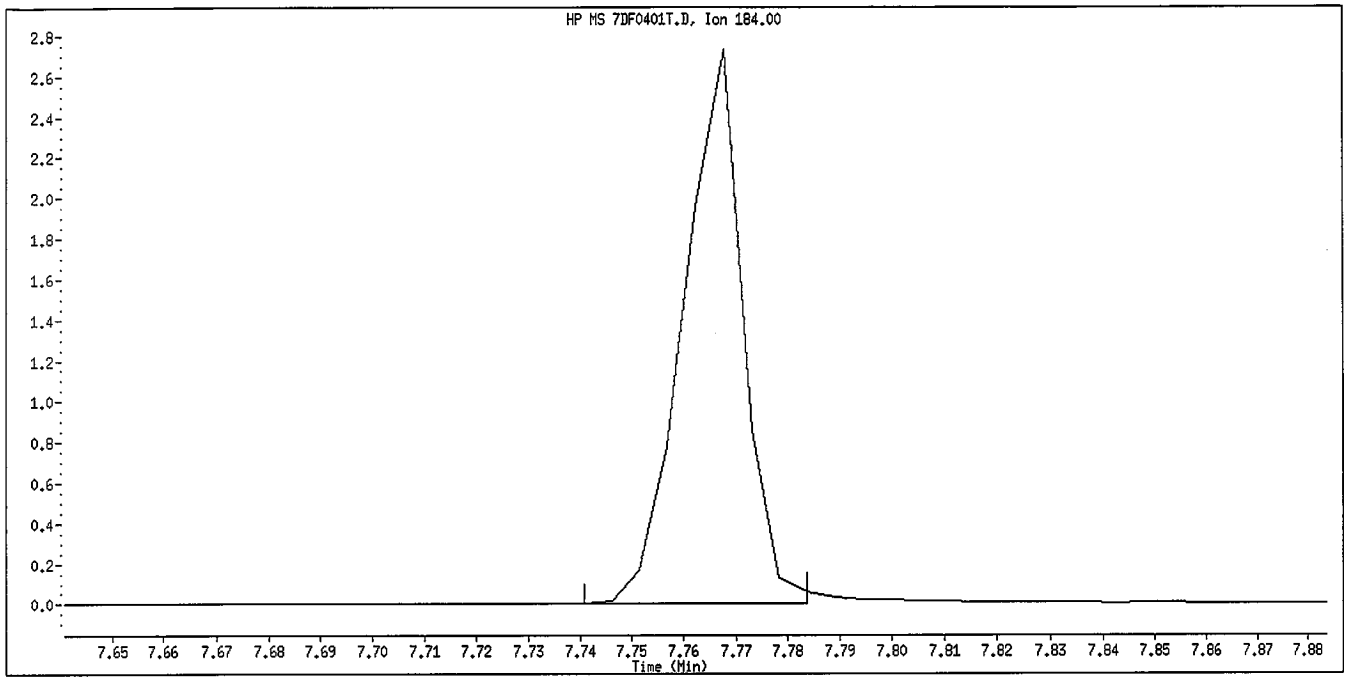

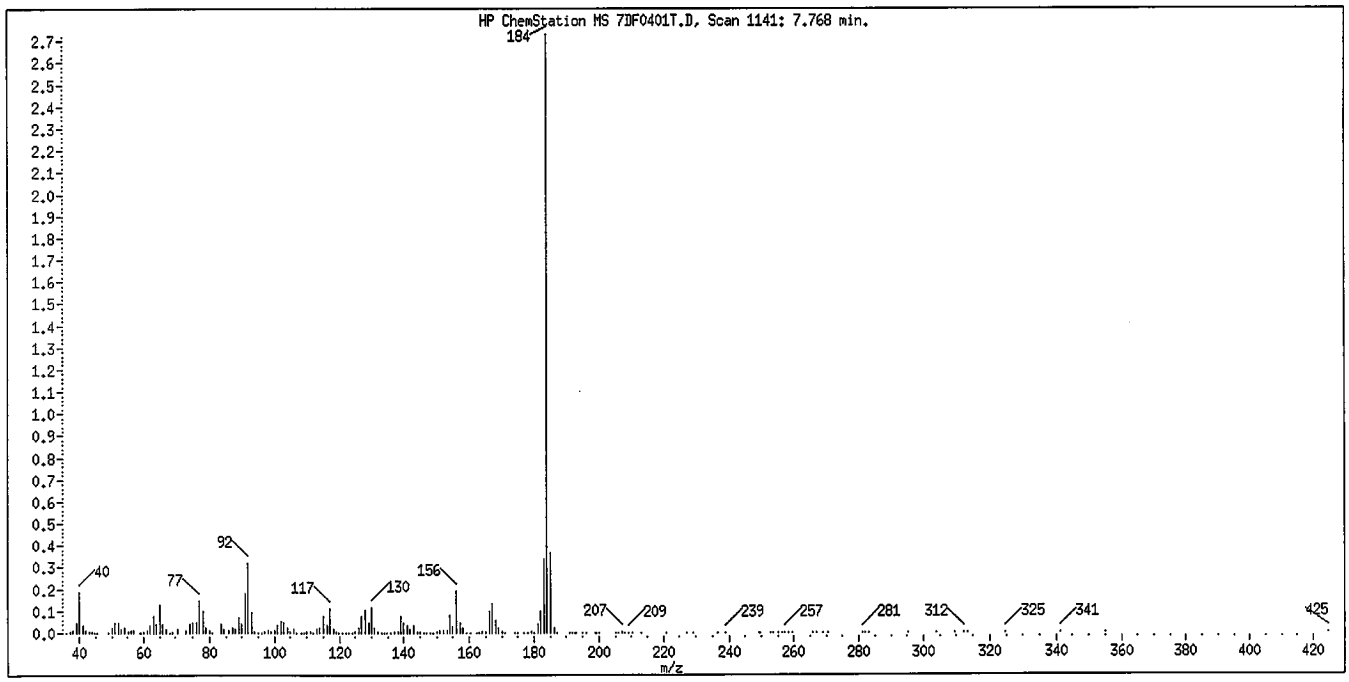

Tailing Factor = 0.64 Good
Acceptance Criteria 0 - 3
Tailing Factor = (T3 - T2) / (T2 - T1)
T1 = 7.752455 T2 = 7.767533 T3 = 7.777181

Data File: 7DF0401T.D
Inj Date: 01-APR-2009 14:52
Instrument ID: a4hp7.i
Compound Name: 4,4'-DDT
Operator Name: 001710
Report Date: 04/01/2009

DEGRADATION REPORT

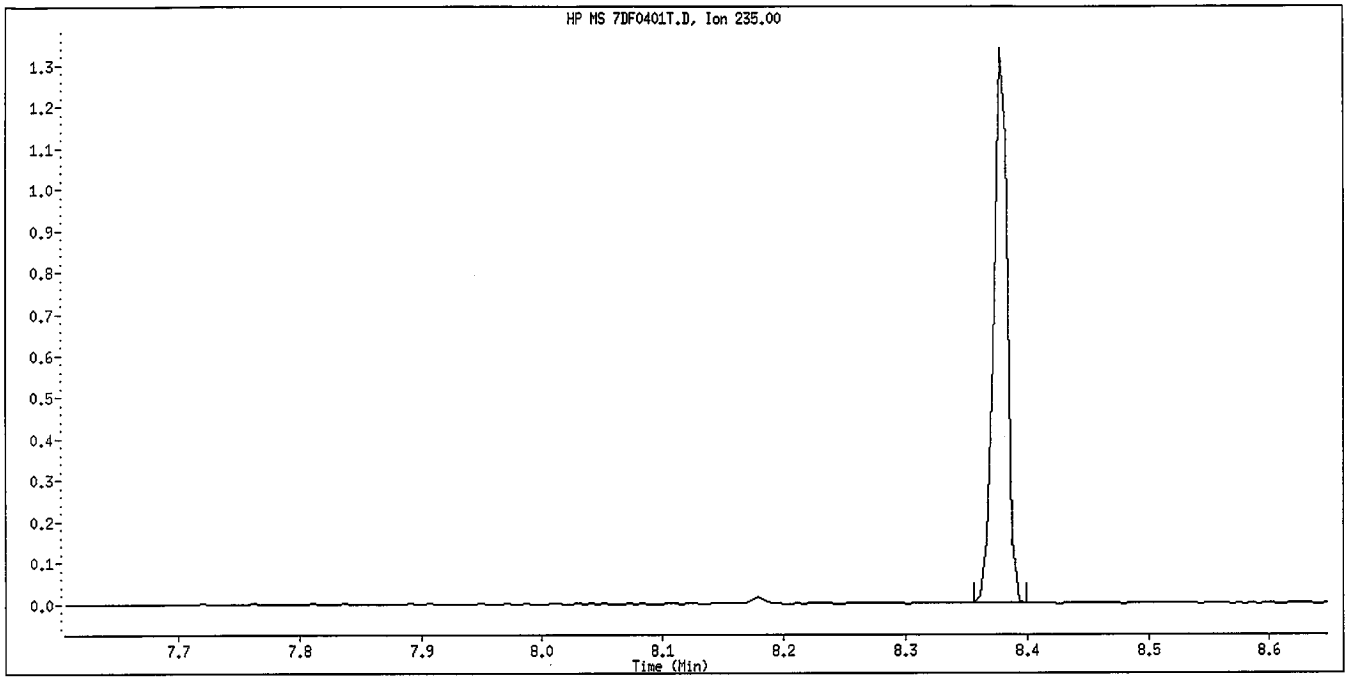

Degradation = 0% Good
Acceptance Criteria 0 - 20 %
DDT Area = 1085379
DDE Area = 0
DDD Area = 0

Data File: 7DF0401T.D
Inj Date: 01-APR-2009 14:52
Instrument ID: a4hp7.i
Compound Name: Pentachlorophenol
Operator Name: 001710
Report Date: 04/01/2009

TAILING FACTOR

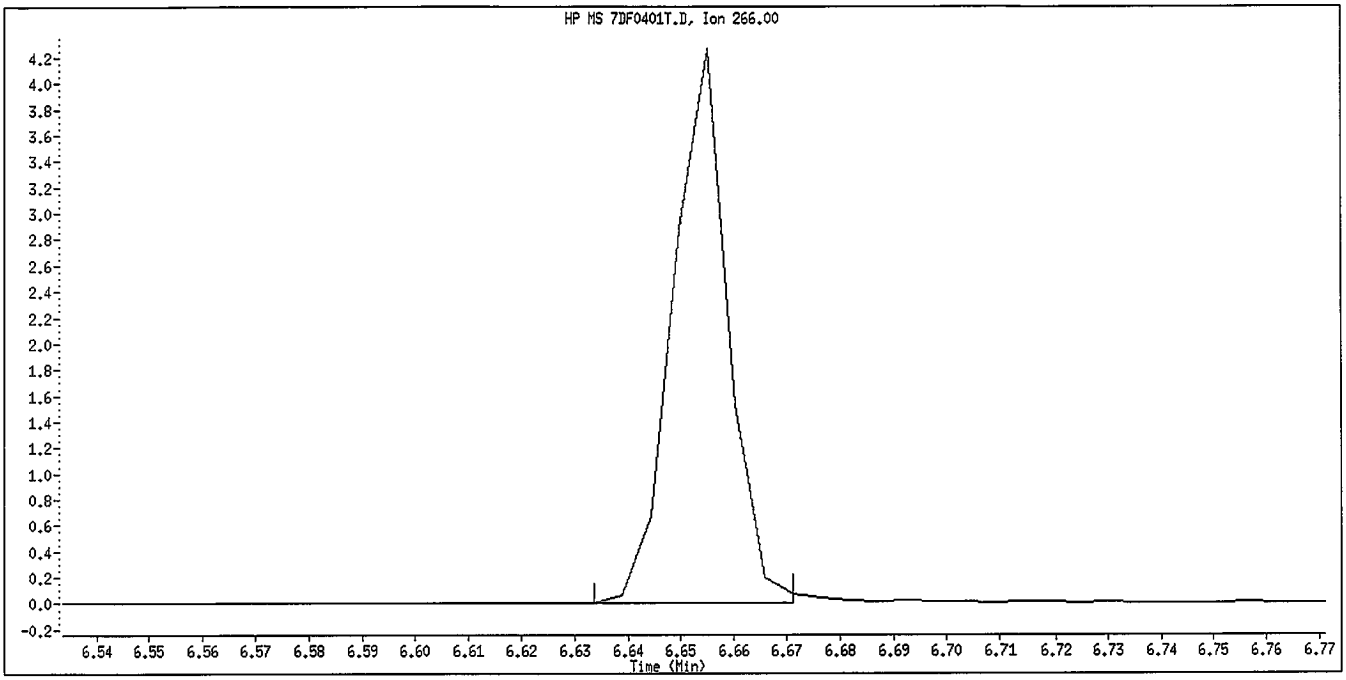

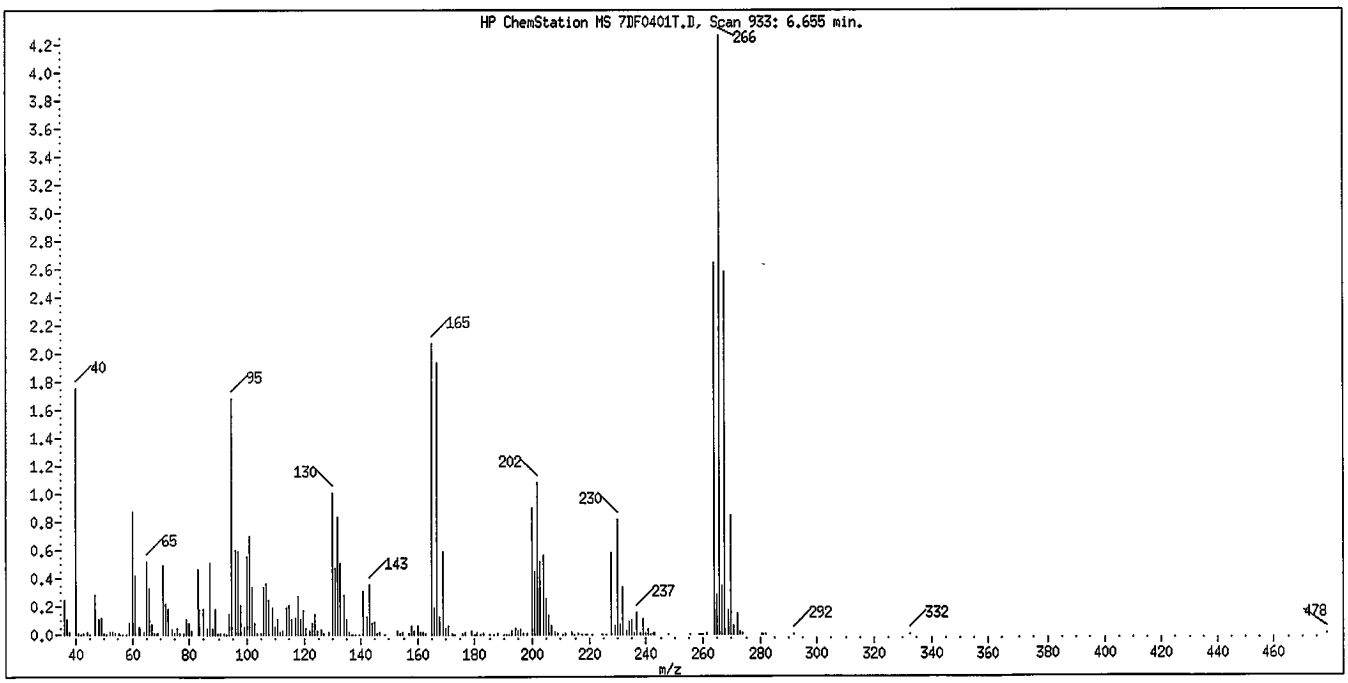

Tailing Factor = 0.763 Good
Acceptance Criteria 0 - 5
Tailing Factor = (T3 - T2) / (T2 - T1)
T1 = 6.642176 T2 = 6.655017 T3 = 6.664809

Data File: \\cansvr11\dd\chem\MSS\a4hp7.i\90407a.b\7DF0407.D

Date : 07-APR-2009 08:59

Client ID:

Instrument: a4hp7.i

Sample Info: dftpp,90407a.b,dftpp390

Operator: 001710

Column phase:

Column diameter: 2.00

1 dftpp

OKMW 4/8/09

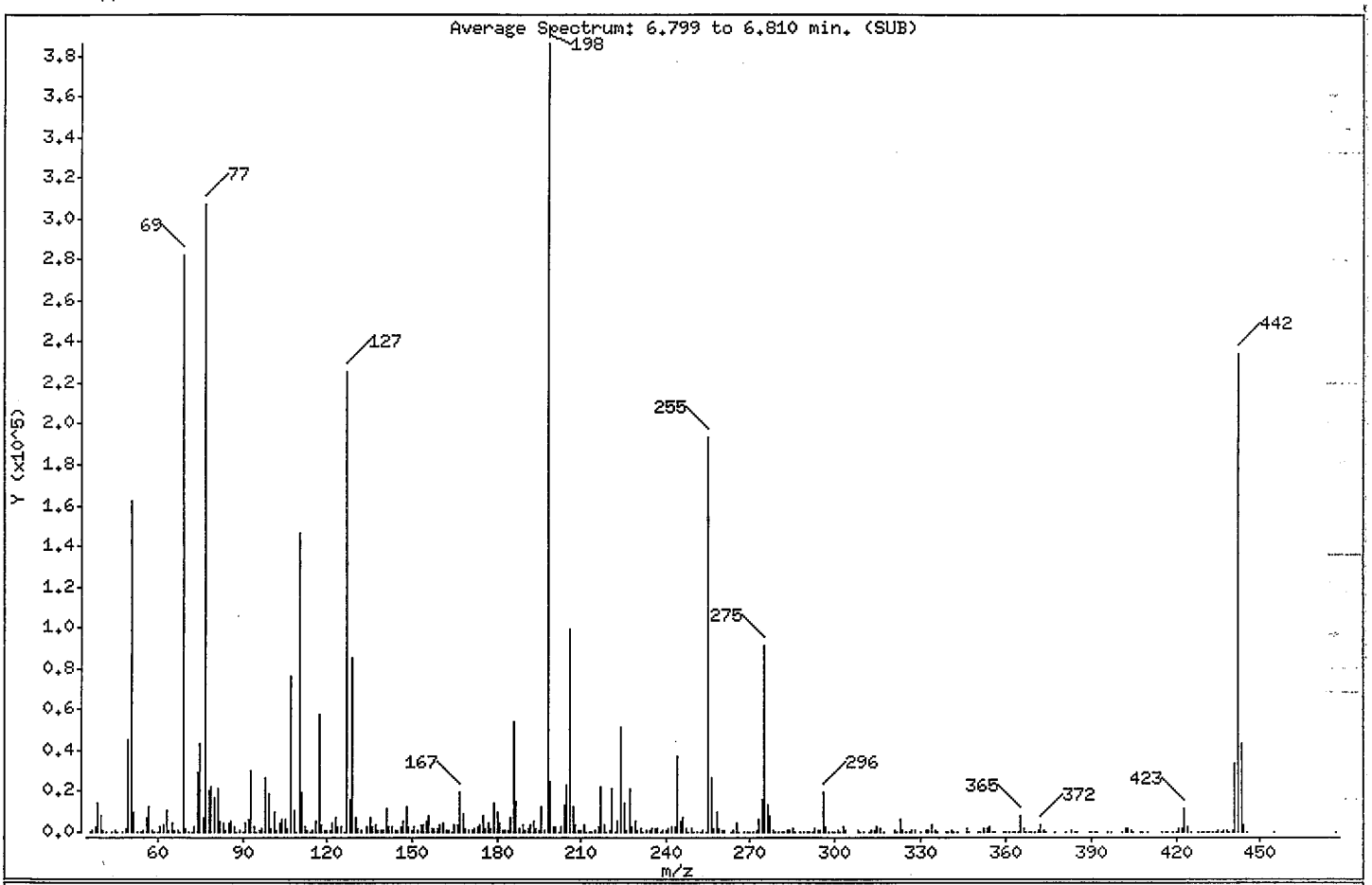

m/e	ION ABUNDANCE CRITERIA	% RELATIVE ABUNDANCE
198	Base Peak, 100% relative abundance	100.00
51	30.00 - 80.00% of mass 198	42.03
68	Less than 2.00% of mass 69	0.06 (0.09)
69	Mass 69 relative abundance	73.16
70	Less than 2.00% of mass 69	0.48 (0.66)
127	25.00 - 75.00% of mass 198	58.39
197	Less than 1.00% of mass 198	0.19
199	5.00 - 9.00% of mass 198	6.38
275	10.00 - 30.00% of mass 198	23.68
365	Greater than 0.75% of mass 198	2.17
441	Present, but less than mass 443	8.76
442	40.00 - 110.00% of mass 198	60.58
443	15.00 - 24.00% of mass 442	11.30 (18.65)

Data File: \\cansvr11\dd\chem\MSS\a4hp7.i\90407a.b\7DF0407.D

Date : 07-APR-2009 08:59

Client ID:

Instrument: a4hp7.i

Sample Info: dftpp,90407a.b,dftpp390

Operator: 001710

Column phase:

Column diameter: 2.00

Data File: 7DF0407.D
Spectrum: Average Spectrum: 6.799 to 6.810 min. (SUB)
Location of Maximum: 198.00
Number of points: 365

m/z	Y	m/z	Y	m/z	Y	m/z	Y
36.00	184	130.00	7036	223.00	5758	325.00	66
37.00	1066	131.00	1651	224.00	51096	326.00	110
38.00	2610	132.00	947	225.00	13950	327.00	1253
39.00	13841	134.00	2642	226.00	650	328.00	1104
40.00	7701	135.00	6779	227.00	21664	330.00	78
41.00	502	136.00	2869	228.00	3102	332.00	738
42.00	84	137.00	3335	229.00	5312	333.00	707
44.00	102	138.00	699	230.00	721	334.00	3533
45.00	487	139.00	774	231.00	2011	335.00	956
46.00	55	140.00	1019	232.00	277	336.00	138
48.00	200	141.00	11591	233.00	482	339.00	80
49.00	2127	142.00	3102	234.00	800	340.00	251
50.00	44920	143.00	2851	235.00	1450	341.00	917
51.00	162112	144.00	733	236.00	1345	342.00	188
52.00	9495	145.00	743	237.00	1768	343.00	67
53.00	154	146.00	2220	238.00	242	346.00	1515
54.00	162	147.00	5291	239.00	826	347.00	217
55.00	1240	148.00	12284	240.00	599	350.00	198
56.00	6695	149.00	2362	241.00	1401	351.00	137
57.00	12705	150.00	654	242.00	2457	352.00	2216
58.00	465	151.00	2236	243.00	2895	353.00	1351
59.00	18	152.00	711	244.00	37256	354.00	2227
60.00	284	153.00	3576	245.00	5291	355.00	363
61.00	2719	154.00	3149	246.00	7009	356.00	59
62.00	3788	155.00	5693	247.00	1509	359.00	171
63.00	10271	156.00	8194	248.00	389	360.00	62
64.00	1319	157.00	1854	249.00	1436	361.00	68
65.00	4099	158.00	2090	250.00	319	362.00	53
66.00	511	159.00	1400	251.00	441	363.00	183
67.00	743	160.00	3175	252.00	412	364.00	318
68.00	248	161.00	4577	253.00	1258	365.00	8362
69.00	282240	162.00	1199	254.00	407	366.00	1470
70.00	1867	163.00	542	255.00	193664	367.00	79
71.00	169	164.00	439	256.00	26272	368.00	54
72.00	203	165.00	3563	257.00	1975	369.00	133

Data File: \\cansvr11\dd\chem\MSS\a4hp7.i\90407a.b\7DF0407.D

Date : 07-APR-2009 08:59

Client ID:

Instrument: a4hp7.i

Sample Info: dftpp,90407a,b,dftpp390

Operator: 001710

Column phase:

Column diameter: 2.00

Data File: 7DF0407.D
Spectrum: Average Spectrum: 6.799 to 6.810 min. (SUB)
Location of Maximum: 198.00
Number of points: 365

m/z	Y	m/z	Y	m/z	Y	m/z	Y
73.00	2639	166.00	3555	258.00	10180	370.00	194
74.00	29016	167.00	19320	259.00	1405	371.00	557
75.00	43664	168.00	8449	260.00	561	372.00	3578
76.00	7298	169.00	1758	261.00	560	373.00	1262
77.00	306496	170.00	584	263.00	157	374.00	58
78.00	20504	171.00	978	264.00	671	377.00	67
79.00	22432	172.00	1668	265.00	4147	381.00	77
80.00	16832	173.00	2652	266.00	357	383.00	836
81.00	21216	174.00	3803	268.00	213	384.00	122
82.00	5531	175.00	7795	269.00	65	385.00	128
83.00	4431	176.00	2084	270.00	291	389.00	56
84.00	672	177.00	4179	271.00	428	390.00	434
85.00	4204	178.00	1527	272.00	868	391.00	411
86.00	5672	179.00	14430	273.00	6307	392.00	326
87.00	2479	180.00	9766	274.00	16010	396.00	163
88.00	360	181.00	4853	275.00	91376	397.00	76
89.00	538	182.00	972	276.00	13368	401.00	310
90.00	161	183.00	637	277.00	7651	402.00	1506
91.00	4109	184.00	1301	278.00	1271	403.00	2033
92.00	5866	185.00	6963	279.00	312	404.00	725
93.00	30104	186.00	54224	280.00	75	405.00	129
94.00	2241	187.00	15393	281.00	395	407.00	63
95.00	154	188.00	1614	282.00	239	408.00	62
96.00	1243	189.00	3794	283.00	954	410.00	55
97.00	1558	190.00	750	284.00	637	415.00	89
98.00	26792	191.00	1845	285.00	1683	416.00	62
99.00	18632	192.00	3737	286.00	149	417.00	180
100.00	1540	193.00	5763	288.00	50	419.00	67
101.00	9418	194.00	1422	289.00	364	420.00	122
102.00	466	195.00	524	290.00	402	421.00	2108
103.00	4415	196.00	12752	291.00	281	422.00	1762
104.00	6413	197.00	750	292.00	428	423.00	11951
105.00	5995	198.00	385792	293.00	1482	424.00	2920
106.00	1445	199.00	24632	294.00	479	425.00	332
107.00	76208	200.00	2417	295.00	977	428.00	50

Date : 07-APR-2009 08:59

Client ID: Instrument: a4hp7.i

Sample Info: dftpp,90407a.b,dftpp390

Operator: 001710

Column phase: Column diameter: 2.00

Data File: 7DF0407.D
Spectrum: Average Spectrum: 6.799 to 6.810 min. (SUB)
Location of Maximum: 198.00
Number of points: 365

m/z	Y	m/z	Y	m/z	Y	m/z	Y
108.00	10711	201.00	2439	296.00	19720	429.00	89
109.00	92	202.00	98	297.00	3098	430.00	125
110.00	146560	203.00	2671	298.00	182	431.00	98
111.00	19400	204.00	13238	299.00	202	432.00	54
112.00	3065	205.00	23256	300.00	102	433.00	313
113.00	966	206.00	99320	301.00	567	434.00	424
114.00	329	207.00	12605	302.00	424	435.00	811
115.00	582	208.00	3350	303.00	2612	436.00	415
116.00	5652	209.00	1148	304.00	943	437.00	990
117.00	57456	210.00	1316	308.00	459	438.00	667
118.00	3738	211.00	3598	309.00	77	439.00	436
119.00	620	212.00	235	310.00	401	440.00	1165
120.00	828	213.00	423	312.00	177	441.00	33784
121.00	470	214.00	180	313.00	500	442.00	233728
122.00	4320	215.00	1020	314.00	963	443.00	43592
123.00	6800	216.00	2437	315.00	2400	444.00	3521
124.00	3008	217.00	22416	316.00	1386	445.00	334
125.00	2936	218.00	3376	317.00	257	455.00	55
126.00	137	219.00	440	321.00	1138	477.00	64
127.00	225280	220.00	885	322.00	391		
128.00	16308	221.00	21056	323.00	6157		
129.00	85456	222.00	182	324.00	1242		

Data File: \\cansvr11\dd\chem\MSS\a4hp7.i\90401t.b\7DF0407T.D

Date : 07-APR-2009 08:59

Client ID:

Instrument: a4hp7.i

Sample Info: dftpp,90407a.b,dftpp390

Volume Injected (uL): 1.0

Operator: 001710

Column phase:

Column diameter: 2.00

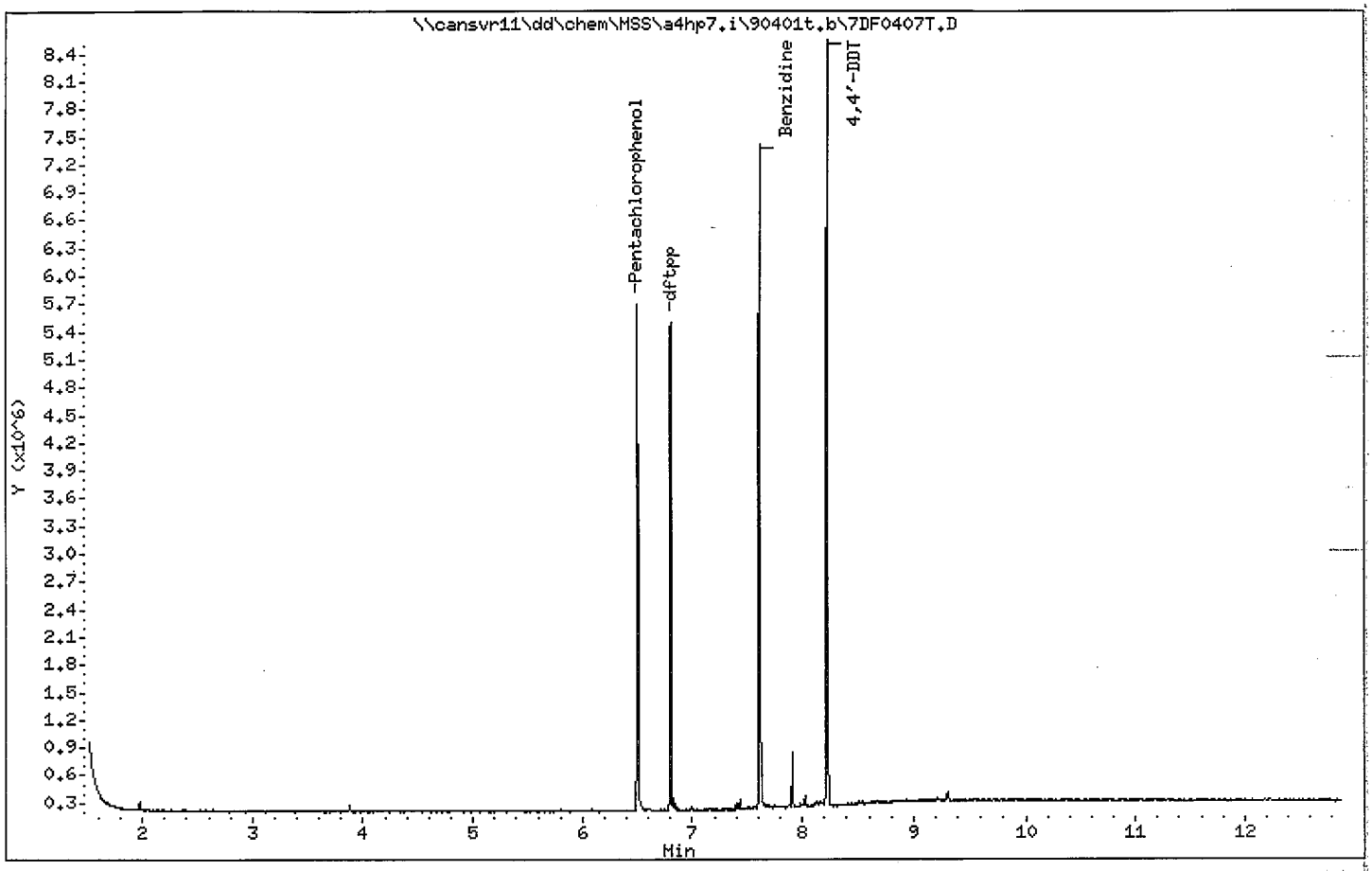

Data File: 7DF0407T.D
Inj Date: 07-APR-2009 08:59
Instrument ID: a4hp7.i
Compound Name: Benzidine
Operator Name: 001710
Report Date: 04/07/2009

TAILING FACTOR

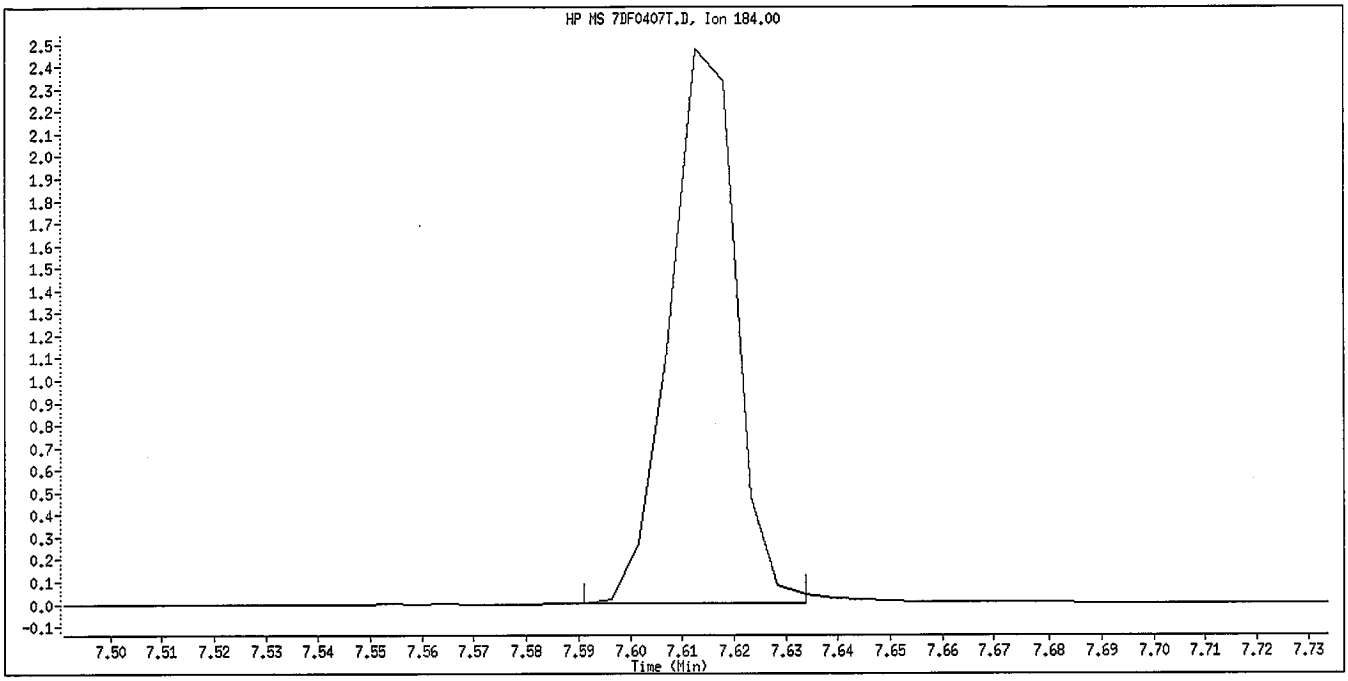

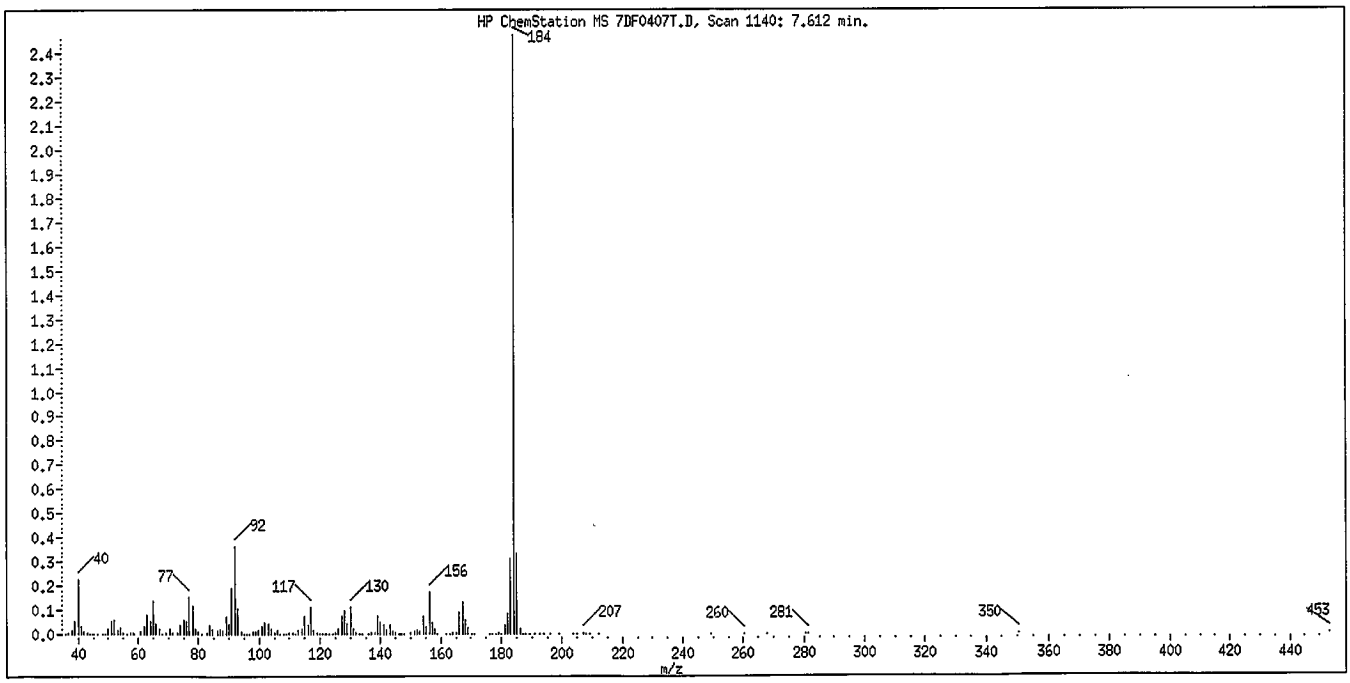

Tailing Factor = 1.24 Good
Acceptance Criteria 0 - 3
Tailing Factor = (T3 - T2) / (T2 - T1)
T1 = 7.601231 T2 = 7.612383 T3 = 7.626156

Data File: 7DF0407T.D
Inj Date: 07-APR-2009 08:59
Instrument ID: a4hp7.i
Compound Name: 4,4'-DDT
Operator Name: 001710
Report Date: 04/07/2009

DEGRADATION REPORT

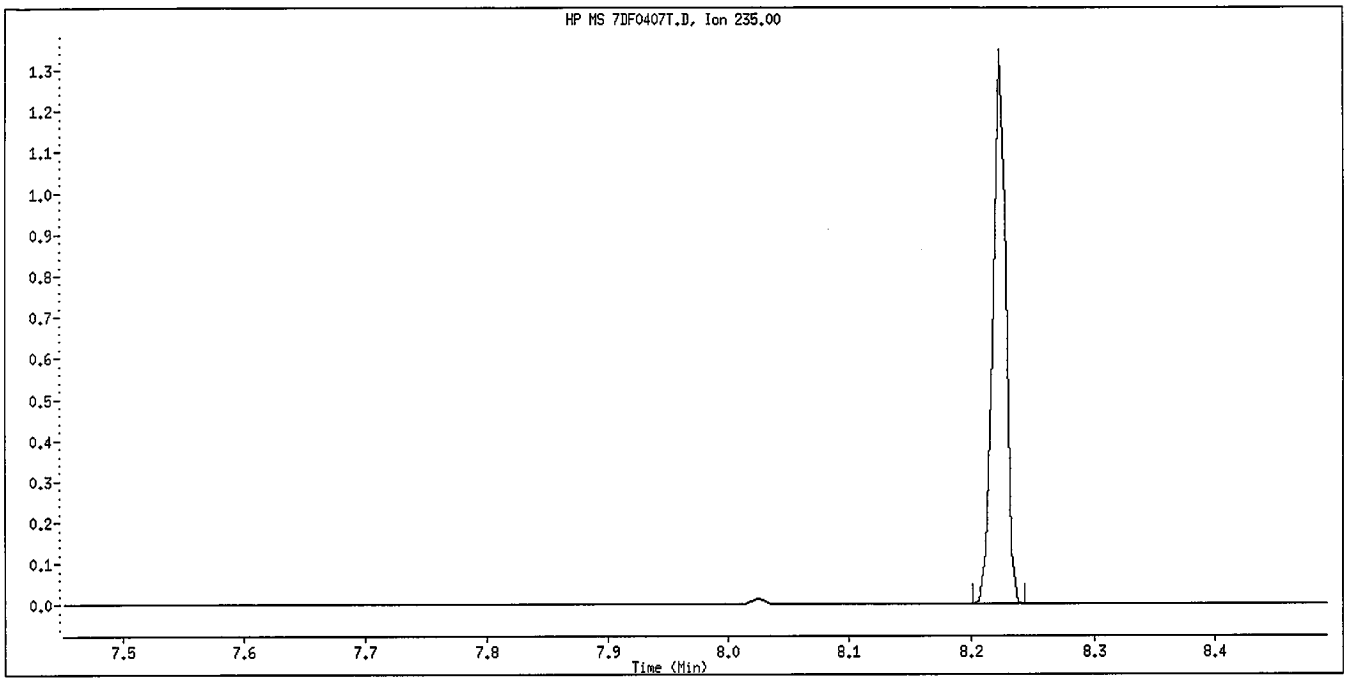

Degradation = 0% Good
Acceptance Criteria 0 - 20 %
DDT Area = 1027859
DDE Area = 0
DDD Area = 0

Data File: 7DF0407T.D
Inj Date: 07-APR-2009 08:59
Instrument ID: a4hp7.i
Compound Name: Pentachlorophenol
Operator Name: 001710
Report Date: 04/07/2009

TAILING FACTOR

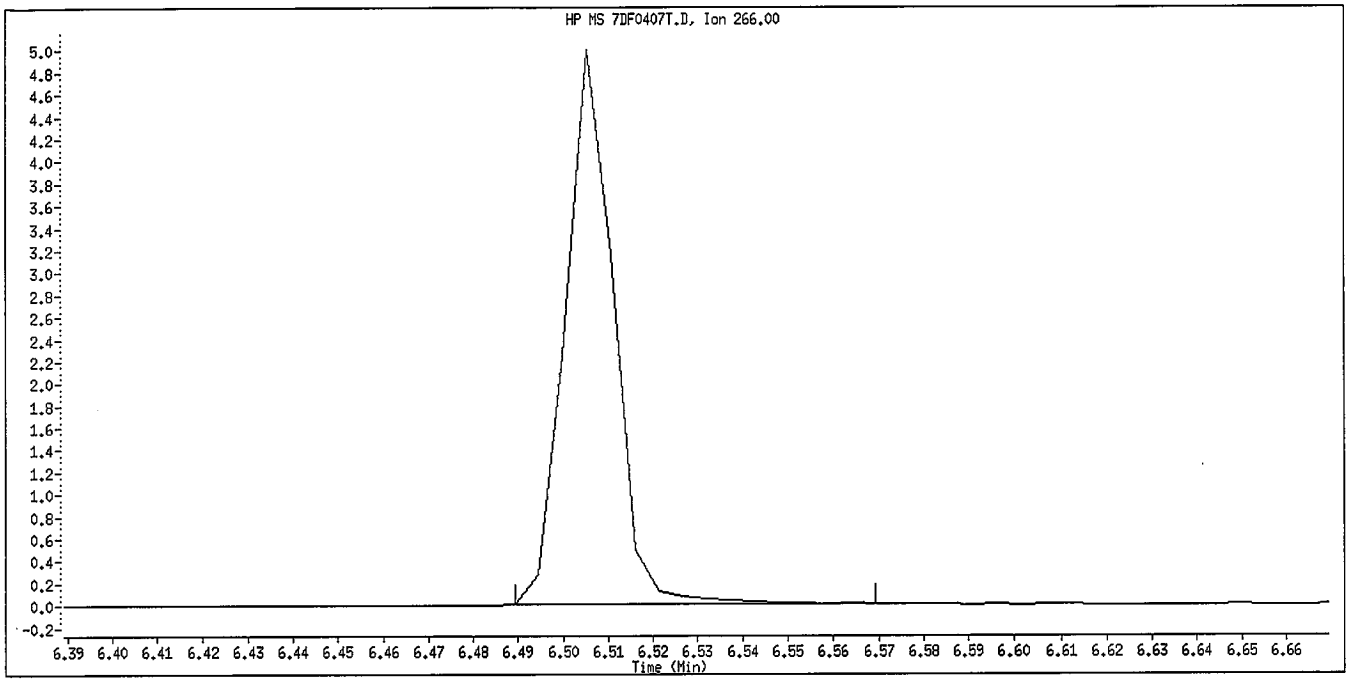

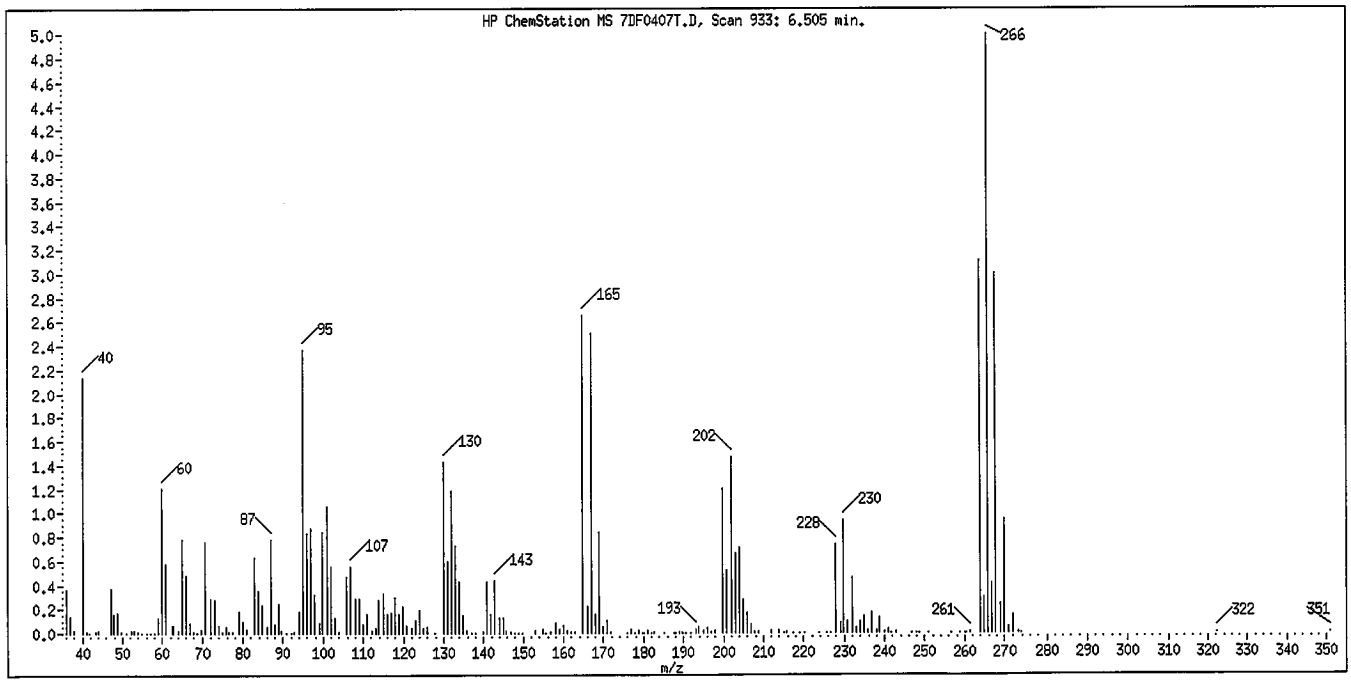

Tailing Factor = 1.06 Good
Acceptance Criteria 0 - 5
Tailing Factor = (T3 - T2) / (T2 - T1)
T1 = 6.495156 T2 = 6.505217 T3 = 6.515891

Data File: \\cansvr11\dd\chem\MSS\a4hp7.i\90408a.b\7DF0408.D

Date : 08-APR-2009 08:53

Client ID:

Instrument: a4hp7.i

Sample Info: dftpp,90408a.b,dftpp390

Operator: 001710

Column phase:

Column diameter: 2.00

1 dftpp

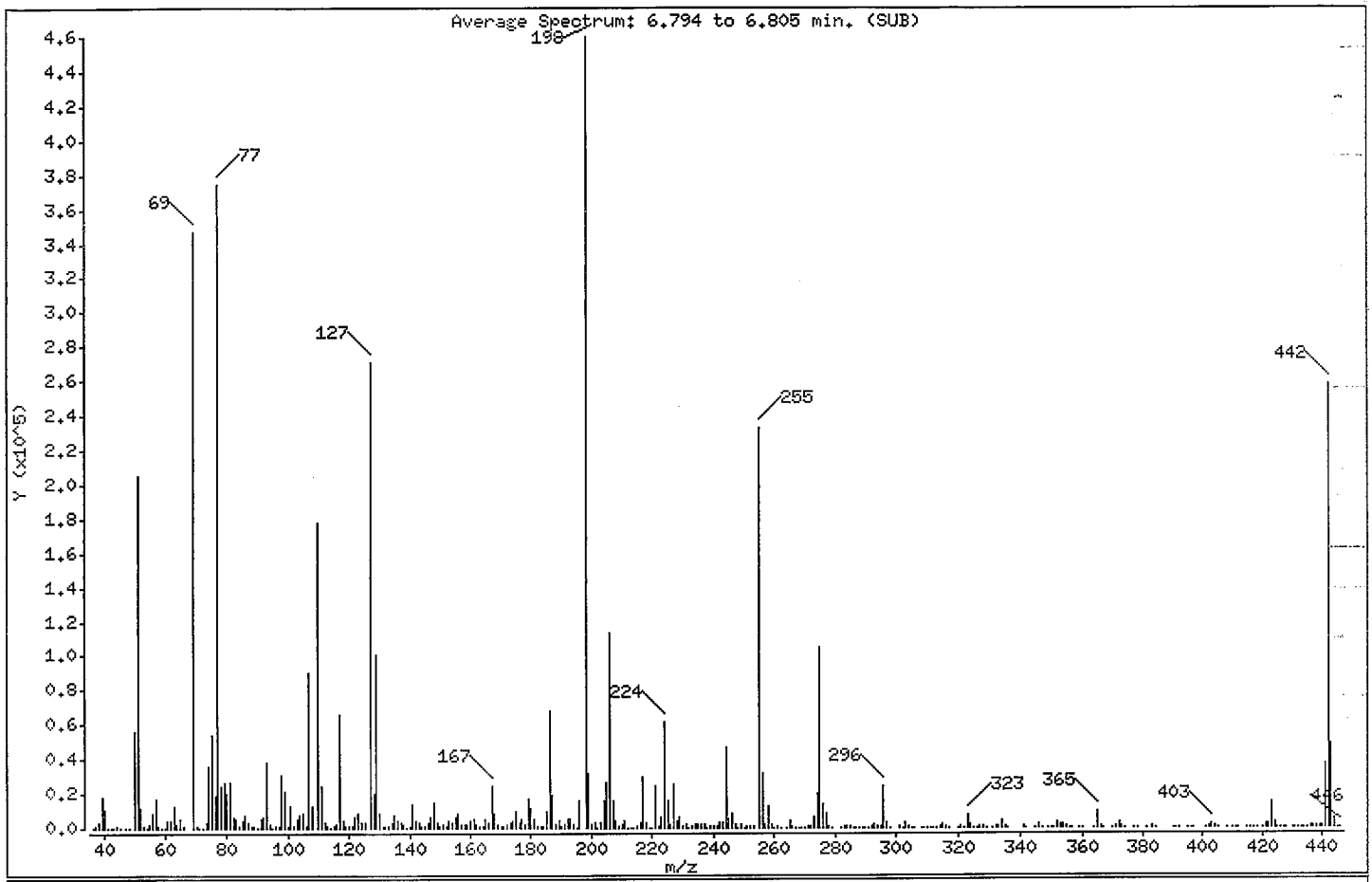

m/e	ION ABUNDANCE CRITERIA	% RELATIVE ABUNDANCE
198	Base Peak, 100% relative abundance	100.00
51	30.00 - 80.00% of mass 198	44.70
68	Less than 2.00% of mass 69	0.00 (0.00)
69	Mass 69 relative abundance	75.43
70	Less than 2.00% of mass 69	0.33 (0.44)
127	25.00 - 75.00% of mass 198	58.88
197	Less than 1.00% of mass 198	0.00
199	5.00 - 9.00% of mass 198	7.00
275	10.00 - 30.00% of mass 198	22.73
365	Greater than 0.75% of mass 198	2.16
441	Present, but less than mass 443	8.06
442	40.00 - 110.00% of mass 198	56.11
443	15.00 - 24.00% of mass 442	10.63 (18.95)

Date : 08-APR-2009 08:53

Client ID: Instrument: a4hp7.i

Sample Info: dftpp,90408a.b,dftpp390

Operator: 001710

Column phase: Column diameter: 2.00

Data File: 7DF0408.D
Spectrum: Average Spectrum: 6.794 to 6.805 min. (SUB)
Location of Maximum: 198.00
Number of points: 359

m/z	Y	m/z	Y	m/z	Y	m/z	Y
36.00	197	132.00	881	223.00	6454	322.00	264
37.00	604	133.00	813	224.00	61272	323.00	7700
38.00	3321	134.00	3598	225.00	15561	324.00	2599
39.00	18240	135.00	7046	226.00	2024	325.00	283
40.00	10858	136.00	3910	227.00	25000	326.00	93
41.00	263	137.00	3651	228.00	3948	327.00	1531
42.00	450	138.00	1625	229.00	5914	328.00	654
43.00	473	139.00	394	230.00	995	329.00	75
44.00	550	140.00	1412	231.00	2140	331.00	88
45.00	428	141.00	14235	232.00	273	332.00	771
47.00	351	142.00	4393	233.00	541	333.00	853
48.00	131	143.00	2683	234.00	1671	334.00	4241
50.00	55736	144.00	742	235.00	1648	335.00	1305
51.00	205632	145.00	892	236.00	1688	336.00	192
52.00	11229	146.00	2797	237.00	1593	341.00	1163
53.00	555	147.00	5874	238.00	310	342.00	357
54.00	126	148.00	15309	239.00	1260	345.00	194
55.00	1707	149.00	2825	240.00	592	346.00	1611
56.00	8482	150.00	1082	241.00	1268	347.00	19
57.00	16600	151.00	1609	242.00	3370	349.00	54
58.00	955	152.00	1479	243.00	3340	350.00	111
59.00	513	153.00	4180	244.00	46368	351.00	131
60.00	27	154.00	3454	245.00	5311	352.00	2707
61.00	4329	155.00	6837	246.00	8209	353.00	1850
62.00	4144	156.00	8947	247.00	2237	354.00	2622
63.00	12382	157.00	2503	248.00	495	355.00	741
64.00	1741	158.00	2084	249.00	1676	356.00	81
65.00	5700	159.00	1887	250.00	482	357.00	136
66.00	794	160.00	4187	251.00	1122	359.00	294
69.00	347072	161.00	5761	252.00	1222	360.00	70
70.00	1525	162.00	1982	253.00	892	364.00	138
71.00	107	163.00	694	255.00	232256	365.00	9927
72.00	407	164.00	852	256.00	31752	366.00	1186
73.00	2765	165.00	5056	257.00	2559	367.00	232
74.00	36232	166.00	3679	258.00	12552	370.00	229

Date : 08-APR-2009 08:53

Client ID:

Instrument: a4hp7.i

Sample Info: dftpp,90408a.b,dftpp390

Operator: 001710

Column phase:

Column diameter: 2.00

Data File: 7DF0408.D

Spectrum: Average Spectrum: 6.794 to 6.805 min. (SUB)

Location of Maximum: 198.00

Number of points: 239

m/z	Y	m/z	Y	m/z	Y	m/z	Y
75.00	53792	167.00	23848	259.00	1666	371.00	611
76.00	19496	168.00	8713	260.00	413	372.00	3485
77.00	374016	169.00	2560	261.00	691	373.00	821
78.00	24736	170.00	1114	262.00	116	374.00	149
79.00	26112	171.00	1369	264.00	343	377.00	57
80.00	20616	172.00	2378	265.00	4421	378.00	62
81.00	26464	173.00	2892	266.00	1009	381.00	58
82.00	6075	174.00	3924	267.00	246	383.00	1043
83.00	5049	175.00	9560	268.00	243	384.00	303
84.00	563	176.00	2934	269.00	156	390.00	121
85.00	4562	177.00	4916	270.00	308	391.00	353
86.00	7541	178.00	1884	271.00	840	392.00	309
87.00	3647	179.00	17344	272.00	837	395.00	141
88.00	867	180.00	11968	273.00	6143	396.00	56
89.00	948	181.00	5010	274.00	20232	397.00	105
90.00	89	182.00	1564	275.00	104600	401.00	168
91.00	5102	183.00	638	276.00	13696	402.00	1495
92.00	6098	184.00	1391	277.00	8351	403.00	2212
93.00	38520	185.00	9228	278.00	1339	404.00	1028
94.00	2442	186.00	67344	279.00	262	405.00	295
95.00	465	187.00	19488	282.00	133	408.00	95
96.00	1524	188.00	1862	283.00	895	410.00	64
97.00	1411	189.00	3978	284.00	531	411.00	114
98.00	30720	190.00	655	285.00	1465	412.00	51
99.00	21308	191.00	2053	286.00	455	415.00	148
100.00	1477	192.00	4979	287.00	90	416.00	64
101.00	12687	193.00	5105	288.00	166	417.00	57
102.00	1171	194.00	1698	289.00	260	418.00	71
103.00	4768	195.00	517	290.00	229	420.00	124
104.00	7850	196.00	15834	291.00	201	421.00	1724
105.00	7961	197.00	460096	292.00	541	422.00	1617
106.00	1385	198.00	32192	293.00	1838	423.00	14589
107.00	89864	199.00	2538	294.00	833	424.00	2784
108.00	13122	200.00	2388	295.00	917	425.00	509
110.00	177280	201.00	107	296.00	23952	426.00	67

Data File: \\cansvr11\dd\chem\MSS\a4hp7.i\90408a.b\7DF0408.D

Date : 08-APR-2009 08:53

Client ID:

Instrument: a4hp7.i

Sample Info: dftpp,90408a,b,dftpp330

Operator: 001710

Column phase:

Column diameter: 2.00

Data File: 7DF0408.D

Spectrum: Average Spectrum: 6.794 to 6.805 min. (SUB)

Location of Maximum: 197.00

Number of points: 330

m/z	Y	m/z	Y	m/z	Y	m/z	Y
111.00	24416	203.00	3208	297.00	3300	427.00	147
112.00	2708	204.00	15793	298.00	254	428.00	53
113.00	1069	205.00	26200	301.00	561	430.00	233
114.00	257	206.00	113208	302.00	320	431.00	151
115.00	586	207.00	16060	303.00	3421	432.00	236
116.00	2625	208.00	4080	304.00	943	433.00	267
117.00	65896	209.00	1581	305.00	182	434.00	404
118.00	4491	210.00	2131	306.00	55	435.00	361
119.00	687	211.00	4274	308.00	484	436.00	770
120.00	1222	212.00	499	309.00	254	437.00	598
121.00	773	213.00	425	310.00	279	438.00	972
122.00	6091	214.00	184	311.00	138	439.00	1258
123.00	8493	215.00	1434	312.00	98	440.00	1097
124.00	3489	216.00	2997	313.00	408	441.00	37072
125.00	3557	217.00	29824	314.00	1389	442.00	258176
127.00	270912	218.00	3673	315.00	2448	443.00	48912
128.00	20384	219.00	122	316.00	1310	444.00	4832
129.00	100936	220.00	76	317.00	280	445.00	284
130.00	8093	221.00	23800	318.00	156	446.00	60
131.00	1400	222.00	1348	321.00	1094		

Data File: \\cansvr11\dd\chem\MSS\a4hp7.i\90401t.b\7DF0408T.D

Date : 08-APR-2009 08:53

Client ID:

Instrument: a4hp7.i

Sample Info: dftpp,90408a.b,dftpp390

Volume Injected (uL): 1.0

Operator: 001710

Column phase:

Column diameter: 2.00

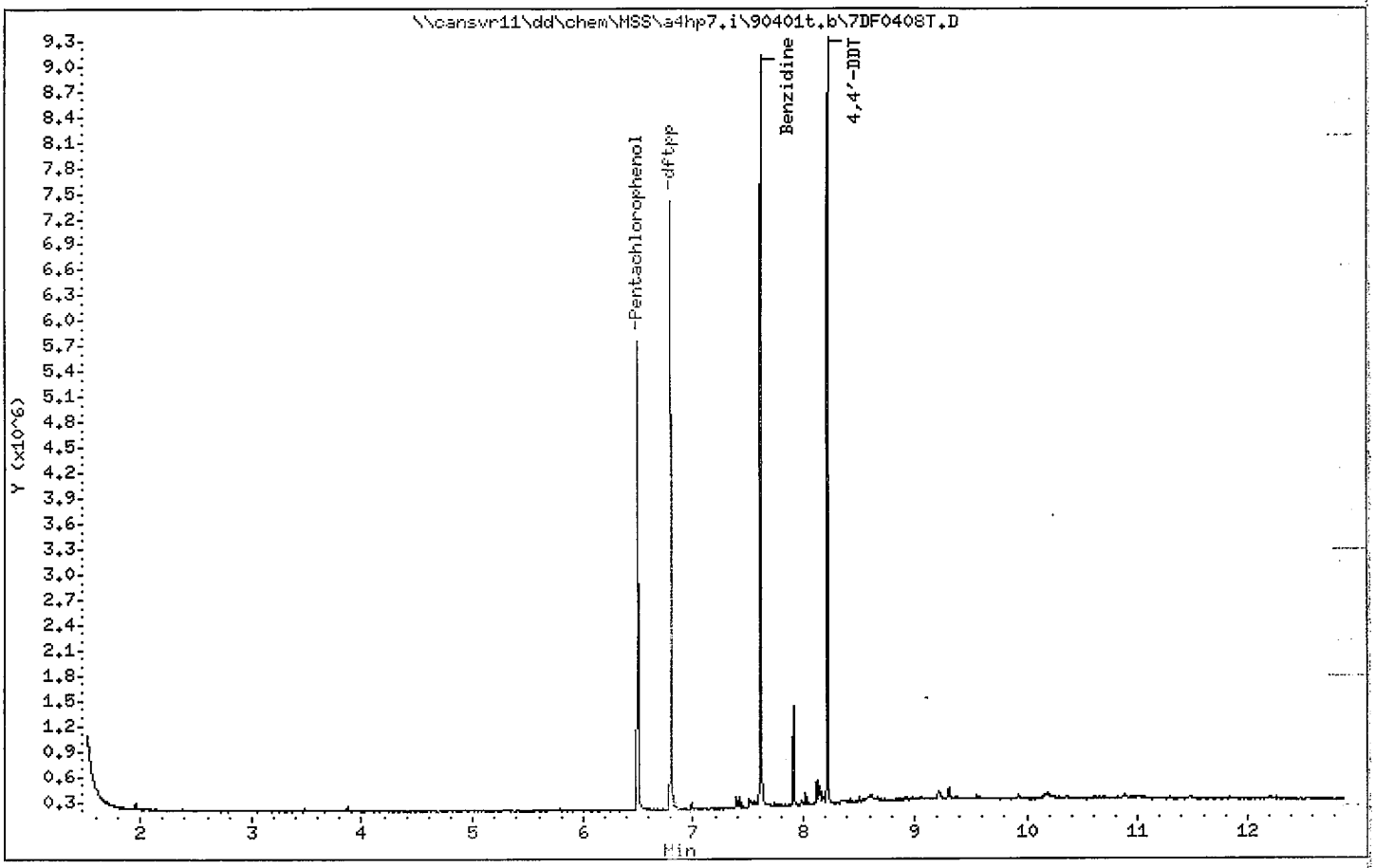

Data File: 7DF0408T.D
Inj Date: 08-APR-2009 08:53
Instrument ID: a4hp7.i
Compound Name: Benzidine
Operator Name: 001710
Report Date: 04/08/2009

TAILING FACTOR

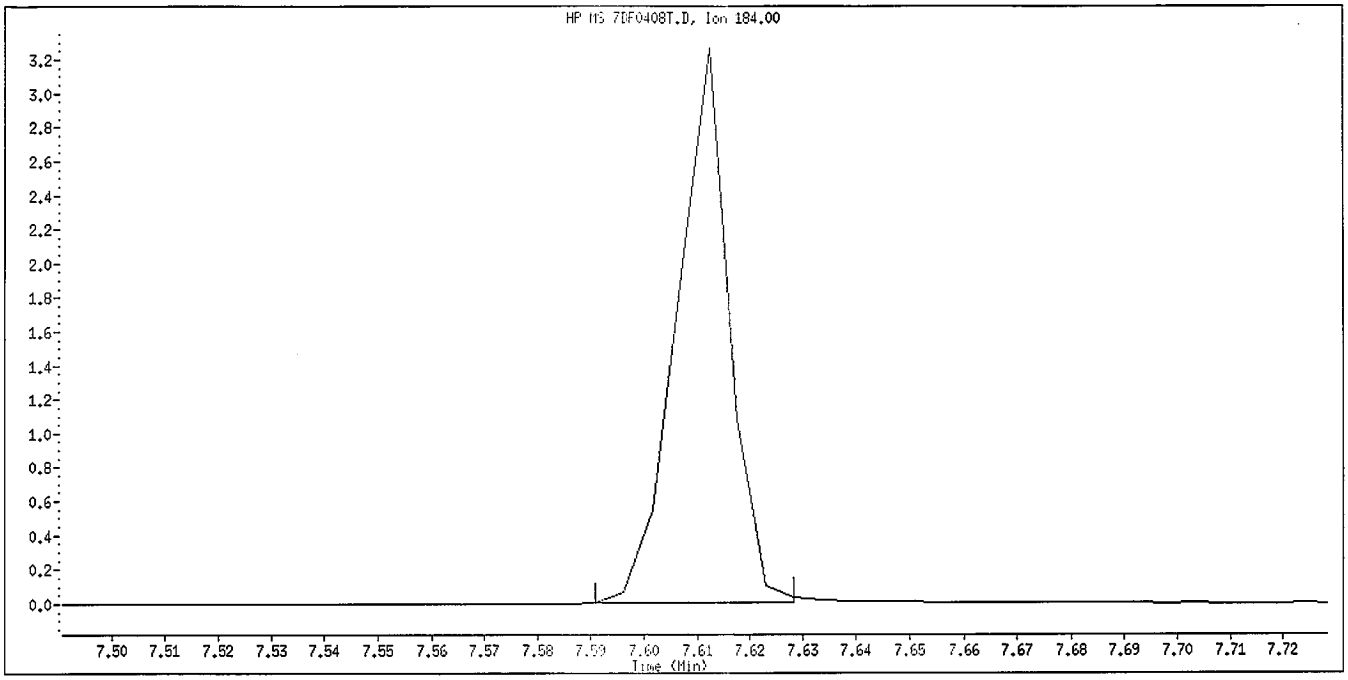

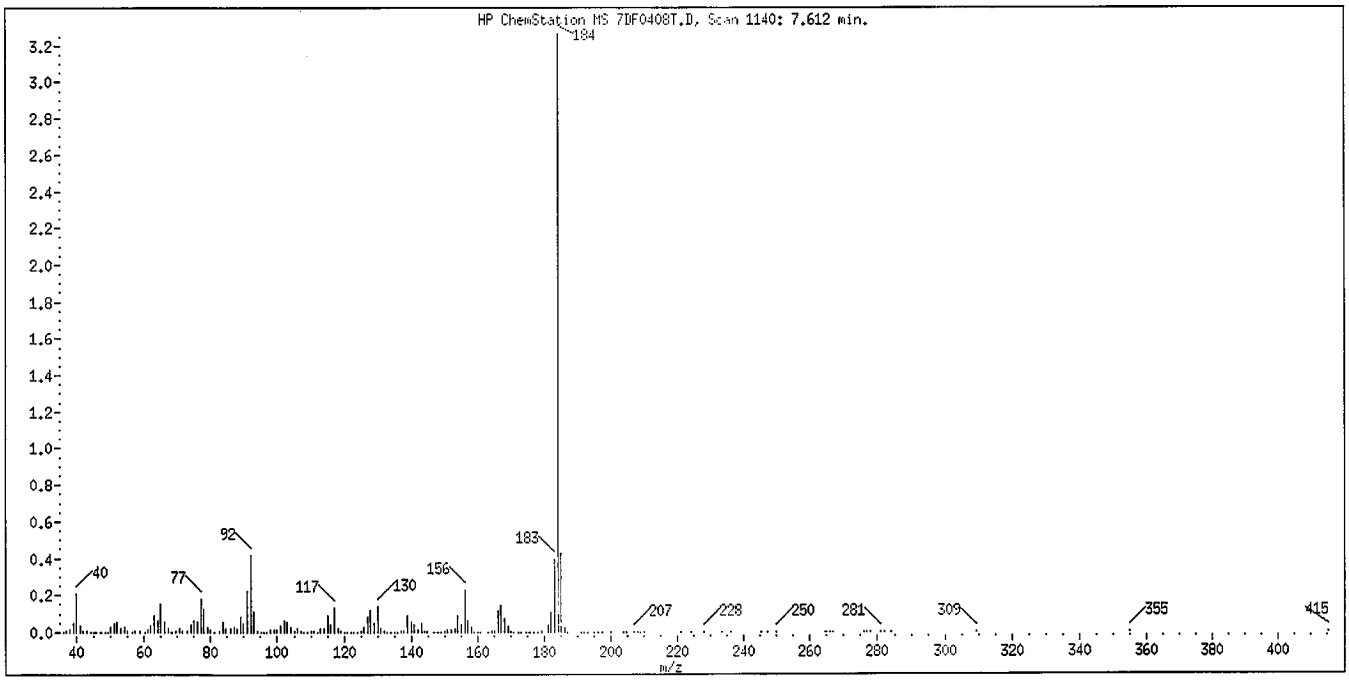

Tailing Factor = 0.722 Good
Acceptance Criteria 0 - 3
Tailing Factor = (T3 - T2) / (T2 - T1)
T1 = 7.599186 T2 = 7.6123 T3 = 7.62177

Data File: 7DF0408T.D
Inj Date: 08-APR-2009 08:53
Instrument ID: a4hp7.i
Compound Name: 4,4'-DDT
Operator Name: 001710
Report Date: 04/08/2009

DEGRADATION REPORT

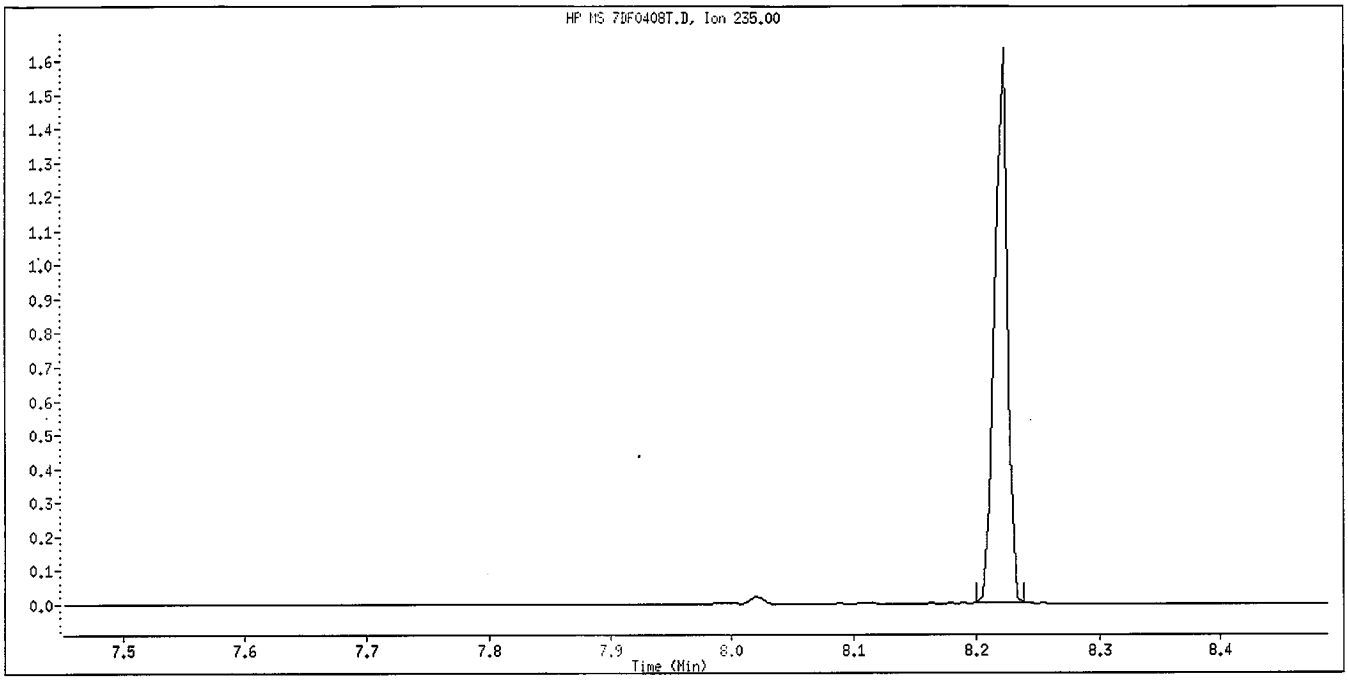

Degradation = 0% Good
Acceptance Criteria 0 - 20 %
DDT Area = 1153992
DDE Area = 0
DDD Area = 0

Data File: 7DF0408T.D
Inj Date: 08-APR-2009 08:53
Instrument ID: a4hp7.i
Compound Name: Pentachlorophenol
Operator Name: 001710
Report Date: 04/08/2009

TAILING FACTOR

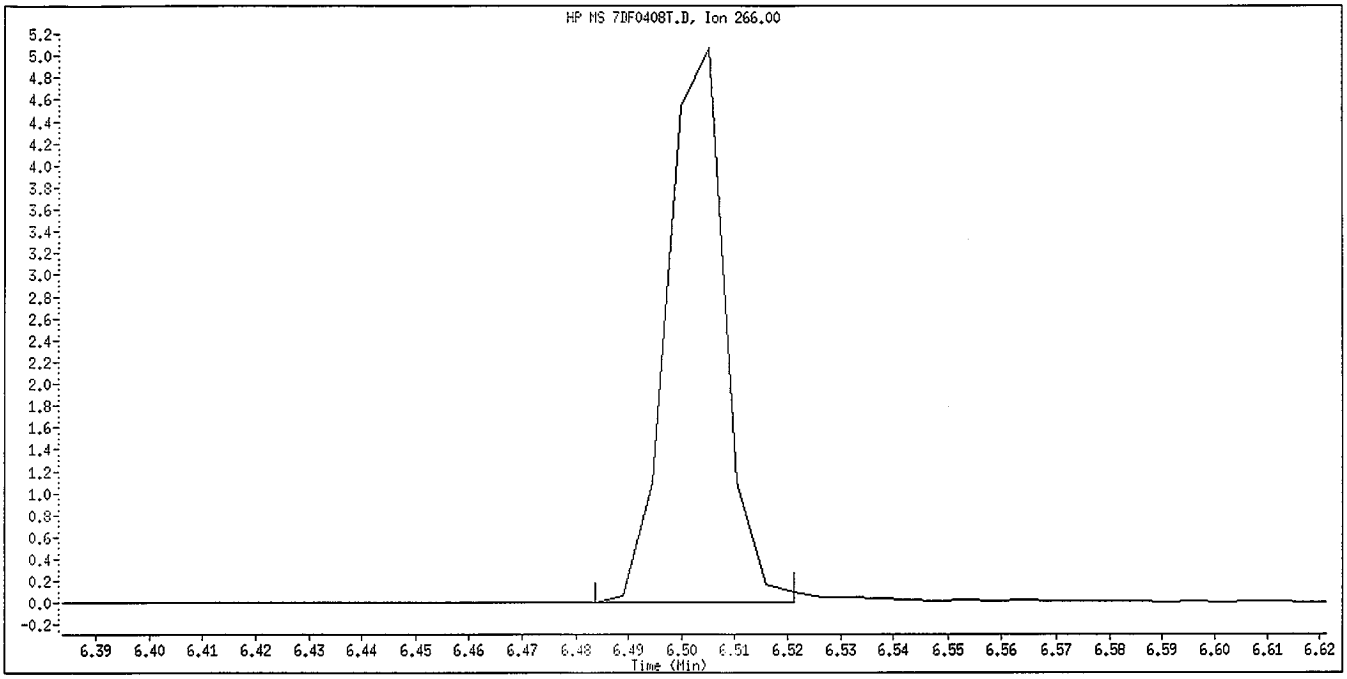

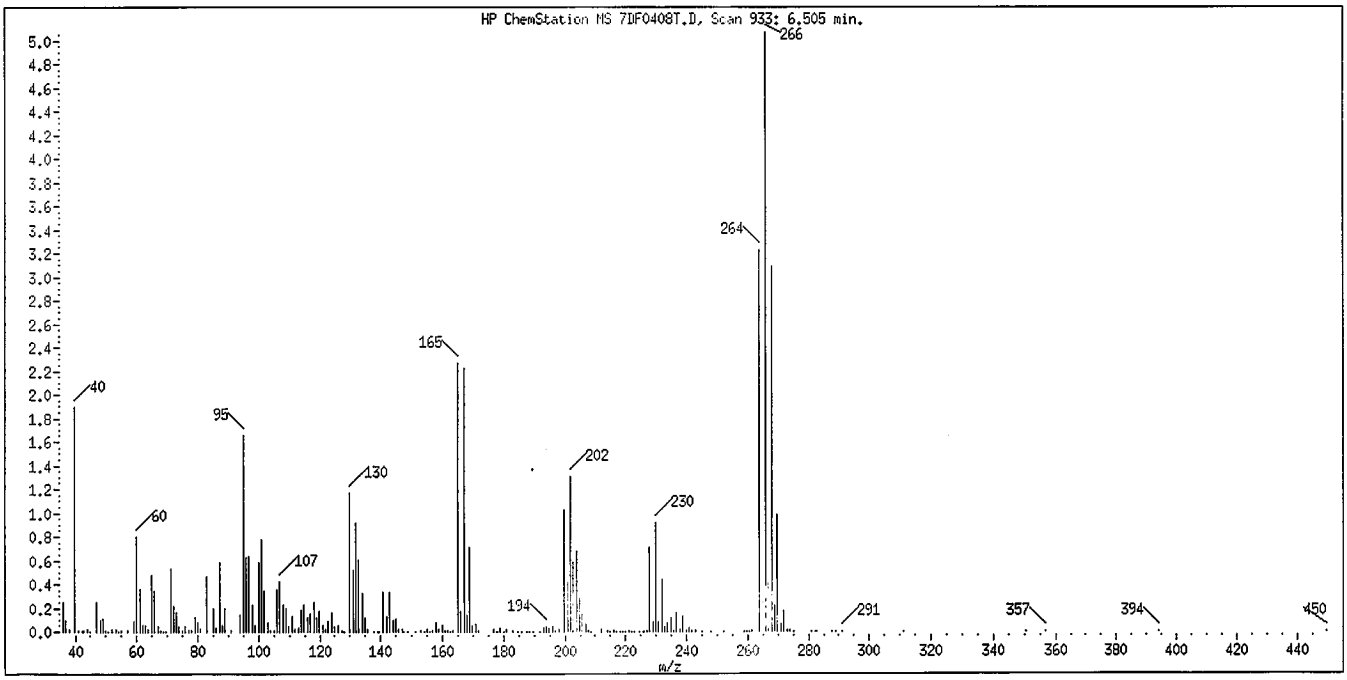

Tailing Factor = 0.637 Good
Acceptance Criteria 0 - 5
Tailing Factor = (T3 - T2) / (T2 - T1)
T1 = 6.49141 T2 = 6.505133 T3 = 6.51387

LABORATORY CONTROL SAMPLE EVALUATION REPORT

GC/MS Semivolatiles

Client Lot #...: A9C310174 **Work Order #...:** K9D3E1AC-LCS **Matrix.....:** WATER
LCS Lot-Sample#: A9D010000-046 K9D3E1AD-LCSD
Prep Date.....: 04/01/09 **Analysis Date..:** 04/08/09
Prep Batch #...: 9091046
Dilution Factor: 1 **Final Wgt/Vol..:** 2 mL
Initial Wgt/Vol: 1000 mL

PARAMETER	PERCENT RECOVERY	RECOVERY LIMITS	RPD	RPD LIMITS	METHOD
1,2,4-Trichloro-benzene	83	(30 - 120)			SW846 8270C
	86	(30 - 120)	2.7	(0-30)	SW846 8270C
Acenaphthene	87	(31 - 120)			SW846 8270C
	92	(31 - 120)	4.8	(0-30)	SW846 8270C
2,4-Dinitrotoluene	106	(34 - 151)			SW846 8270C
	108	(34 - 151)	1.4	(0-30)	SW846 8270C
Pyrene	87	(35 - 139)			SW846 8270C
	93	(35 - 139)	6.0	(0-30)	SW846 8270C
N-Nitrosodi-n-propyl-amine	98	(30 - 132)			SW846 8270C
	102	(30 - 132)	3.7	(0-30)	SW846 8270C
1,4-Dichlorobenzene	95	(30 - 115)			SW846 8270C
	97	(30 - 115)	2.1	(0-30)	SW846 8270C
Pentachlorophenol	85	(30 - 150)			SW846 8270C
	87	(30 - 150)	2.9	(0-30)	SW846 8270C
Phenol	90	(30 - 115)			SW846 8270C
	94	(30 - 115)	4.4	(0-30)	SW846 8270C
2-Chlorophenol	91	(30 - 120)			SW846 8270C
	97	(30 - 120)	6.7	(0-30)	SW846 8270C
4-Chloro-3-methylphenol	91	(31 - 121)			SW846 8270C
	97	(31 - 121)	6.6	(0-30)	SW846 8270C
4-Nitrophenol	92	(30 - 138)			SW846 8270C
	98	(30 - 138)	6.0	(0-30)	SW846 8270C
1,2-Dichlorobenzene	89	(30 - 120)			SW846 8270C
	93	(30 - 120)	3.7	(0-30)	SW846 8270C
1,3-Dichlorobenzene	86	(30 - 120)			SW846 8270C
	87	(30 - 120)	1.5	(0-30)	SW846 8270C
2,4,5-Trichloro-phenol	94	(36 - 135)			SW846 8270C
	90	(36 - 135)	3.9	(0-30)	SW846 8270C
4-Nitroaniline	100	(30 - 140)			SW846 8270C
	103	(30 - 140)	3.5	(0-30)	SW846 8270C
Acenaphthylene	92	(37 - 115)			SW846 8270C
	95	(37 - 115)	4.0	(0-30)	SW846 8270C

(Continued on next page)

LABORATORY CONTROL SAMPLE EVALUATION REPORT

GC/MS Semivolatiles

Client Lot #...: A9C310174 **Work Order #...:** K9D3E1AC-LCS **Matrix.....:** WATER
LCS Lot-Sample#: A9D010000-046 K9D3E1AD-LCSD

PARAMETER	PERCENT RECOVERY	RECOVERY LIMITS	RPD	RPD LIMITS	METHOD
Anthracene	92	(45 - 118)			SW846 8270C
	95	(45 - 118)	3.4	(0-30)	SW846 8270C
Benzo(a)anthracene	87	(43 - 138)			SW846 8270C
	91	(43 - 138)	4.1	(0-30)	SW846 8270C
Benzo(a)pyrene	84	(38 - 144)			SW846 8270C
	88	(38 - 144)	4.7	(0-30)	SW846 8270C
Benzo(b)fluoranthene	95	(31 - 146)			SW846 8270C
	98	(31 - 146)	3.4	(0-30)	SW846 8270C
Benzo(ghi)perylene	95	(35 - 129)			SW846 8270C
	98	(35 - 129)	2.9	(0-30)	SW846 8270C
Benzo(k)fluoranthene	91	(40 - 127)			SW846 8270C
	93	(40 - 127)	1.9	(0-30)	SW846 8270C
bis(2-Chloroethoxy) methane	91	(30 - 115)			SW846 8270C
	97	(30 - 115)	6.6	(0-30)	SW846 8270C
bis(2-Chloroethyl)-ether	91	(30 - 115)			SW846 8270C
	95	(30 - 115)	3.8	(0-30)	SW846 8270C
bis(2-Chloroisopropyl) ether	99	(50 - 150)			SW846 8270C
	106	(50 - 150)	7.1	(0-30)	SW846 8270C
bis(2-Ethylhexyl) phthalate	98	(30 - 154)			SW846 8270C
	102	(30 - 154)	4.5	(0-30)	SW846 8270C
2,4,6-Trichloro-phenol	88	(39 - 115)			SW846 8270C
	94	(39 - 115)	6.6	(0-30)	SW846 8270C
2,4-Dichlorophenol	90	(34 - 115)			SW846 8270C
	95	(34 - 115)	5.4	(0-30)	SW846 8270C
2,4-Dimethylphenol	75	(31 - 120)			SW846 8270C
	78	(31 - 120)	3.8	(0-30)	SW846 8270C
2,4-Dinitrophenol	79	(29 - 146)			SW846 8270C
	81	(29 - 146)	1.7	(0-30)	SW846 8270C
2,6-Dinitrotoluene	99	(43 - 122)			SW846 8270C
	103	(43 - 122)	3.6	(0-30)	SW846 8270C
2-Chloronaphthalene	91	(35 - 115)			SW846 8270C
	94	(35 - 115)	3.0	(0-30)	SW846 8270C

(Continued on next page)

LABORATORY CONTROL SAMPLE EVALUATION REPORT

GC/MS Semivolatiles

Client Lot #...: A9C310174 **Work Order #...:** K9D3E1AC-LCS **Matrix.....:** WATER
LCS Lot-Sample#: A9D010000-046 K9D3E1AD-LCSD

PARAMETER	PERCENT RECOVERY	RECOVERY LIMITS	RPD	RPD LIMITS	METHOD
2-Methylnaphthalene	102	(32 - 115)			SW846 8270C
	108	(32 - 115)	5.5	(0-30)	SW846 8270C
2-Methylphenol	88	(30 - 116)			SW846 8270C
	93	(30 - 116)	5.4	(0-30)	SW846 8270C
2-Nitroaniline	99	(36 - 140)			SW846 8270C
	102	(36 - 140)	3.2	(0-30)	SW846 8270C
2-Nitrophenol	92	(33 - 115)			SW846 8270C
	96	(33 - 115)	4.6	(0-30)	SW846 8270C
3,3'-Dichlorobenzidine	57	(30 - 160)			SW846 8270C
	62	(30 - 160)	8.1	(0-30)	SW846 8270C
3-Nitroaniline	99	(30 - 138)			SW846 8270C
	101	(30 - 138)	2.1	(0-30)	SW846 8270C
4,6-Dinitro-2-methylphenol	85	(42 - 144)			SW846 8270C
	91	(42 - 144)	6.0	(0-30)	SW846 8270C
4-Bromophenyl phenyl ether	94	(43 - 118)			SW846 8270C
	97	(43 - 118)	2.7	(0-30)	SW846 8270C
4-Chloroaniline	80	(30 - 133)			SW846 8270C
	83	(30 - 133)	3.0	(0-30)	SW846 8270C
4-Chlorophenyl phenyl ether	92	(40 - 115)			SW846 8270C
	97	(40 - 115)	5.3	(0-30)	SW846 8270C
Butyl benzyl phthalate	95	(37 - 136)			SW846 8270C
	102	(37 - 136)	6.7	(0-30)	SW846 8270C
Carbazole	93	(49 - 126)			SW846 8270C
	97	(49 - 126)	4.4	(0-30)	SW846 8270C
Chrysene	93	(42 - 142)			SW846 8270C
	95	(42 - 142)	2.0	(0-30)	SW846 8270C
Dibenzo(a,h)anthracene	96	(38 - 130)			SW846 8270C
	99	(38 - 130)	3.4	(0-30)	SW846 8270C
Dibenzofuran	90	(40 - 115)			SW846 8270C
	93	(40 - 115)	3.1	(0-30)	SW846 8270C
Diethyl phthalate	95	(43 - 132)			SW846 8270C
	99	(43 - 132)	4.0	(0-30)	SW846 8270C
Dimethyl phthalate	96	(42 - 116)			SW846 8270C
	99	(42 - 116)	3.3	(0-30)	SW846 8270C
Di-n-octyl phthalate	91	(36 - 151)			SW846 8270C
	95	(36 - 151)	3.7	(0-30)	SW846 8270C

(Continued on next page)

LABORATORY CONTROL SAMPLE EVALUATION REPORT

GC/MS Semivolatiles

Client Lot #...: A9C310174 **Work Order #...:** K9D3E1AC-LCS **Matrix.....:** WATER
LCS Lot-Sample#: A9D010000-046 K9D3E1AD-LCSD

PARAMETER	PERCENT RECOVERY	RECOVERY LIMITS	RPD	RPD LIMITS	METHOD
Fluoranthene	**94**	**(47 - 132)**			**SW846 8270C**
	97	**(47 - 132)**	**4.1**	**(0-30)**	**SW846 8270C**
Fluorene	**91**	**(41 - 115)**			**SW846 8270C**
	94	**(41 - 115)**	**3.7**	**(0-30)**	**SW846 8270C**
Hexachlorobenzene	**89**	**(42 - 123)**			**SW846 8270C**
	89	**(42 - 123)**	**0.30**	**(0-30)**	**SW846 8270C**
Hexachlorobutadiene	**72**	**(30 - 120)**			**SW846 8270C**
	70	**(30 - 120)**	**2.0**	**(0-30)**	**SW846 8270C**
Hexachloroethane	**80**	**(30 - 120)**			**SW846 8270C**
	80	**(30 - 120)**	**0.28**	**(0-30)**	**SW846 8270C**
Isophorone	**94**	**(33 - 115)**			**SW846 8270C**
	98	**(33 - 115)**	**3.9**	**(0-30)**	**SW846 8270C**
Naphthalene	**88**	**(30 - 119)**			**SW846 8270C**
	91	**(30 - 119)**	**3.8**	**(0-30)**	**SW846 8270C**
Nitrobenzene	**93**	**(31 - 115)**			**SW846 8270C**
	96	**(31 - 115)**	**3.3**	**(0-30)**	**SW846 8270C**
N-Nitrosodiphenylamine	**90**	**(35 - 124)**			**SW846 8270C**
	93	**(35 - 124)**	**3.2**	**(0-30)**	**SW846 8270C**
Phenanthrene	**89**	**(45 - 117)**			**SW846 8270C**
	91	**(45 - 117)**	**2.7**	**(0-30)**	**SW846 8270C**
Indeno(1,2,3-cd)pyrene	**96**	**(37 - 130)**			**SW846 8270C**
	100	**(37 - 130)**	**4.2**	**(0-30)**	**SW846 8270C**
Di-n-butyl phthalate	**94**	**(46 - 123)**			**SW846 8270C**
	101	**(46 - 123)**	**7.1**	**(0-30)**	**SW846 8270C**
Hexachlorocyclopenta-diene	**67**	**(30 - 115)**			**SW846 8270C**
	67	**(30 - 115)**	**0.26**	**(0-30)**	**SW846 8270C**
Benzoic acid	**82**	**(30 - 136)**			**SW846 8270C**
	46 p	**(30 - 136)**	**56**	**(0-30)**	**SW846 8270C**
Benzyl alcohol	**90**	**(29 - 115)**			**SW846 8270C**
	95	**(29 - 115)**	**5.0**	**(0-30)**	**SW846 8270C**

SURROGATE	PERCENT RECOVERY	RECOVERY LIMITS
Nitrobenzene-d5	89	(50 - 150)
	93	(50 - 150)
2-Fluorobiphenyl	85	(50 - 150)
	86	(50 - 150)
Terphenyl-d14	100	(50 - 150)
	104	(50 - 150)
Phenol-d5	94	(50 - 150)
	97	(50 - 150)

(Continued on next page)

LABORATORY CONTROL SAMPLE EVALUATION REPORT

GC/MS Semivolatiles

Client Lot #...: A9C310174 **Work Order #...:** K9D3E1AC-LCS **Matrix.....:** WATER
LCS Lot-Sample#: A9D010000-046 K9D3E1AD-LCSD

SURROGATE	PERCENT RECOVERY	RECOVERY LIMITS
2-Fluorophenol	97	(50 - 150)
	96	(50 - 150)
2,4,6-Tribromophenol	98	(50 - 150)
	102	(50 - 150)

NOTE(S):

Calculations are performed before rounding to avoid round-off errors in calculated results.

Bold print denotes control parameters

p Relative percent difference (RPD) is outside stated control limits.

LABORATORY CONTROL SAMPLE DATA REPORT

GC/MS Semivolatiles

Client Lot #...: A9C310174 **Work Order #...:** K9D3E1AC-LCS **Matrix.....:** WATER
LCS Lot-Sample#: A9D010000-046 K9D3E1AD-LCSD
Prep Date.....: 04/01/09 **Analysis Date..:** 04/08/09
Prep Batch #...: 9091046
Dilution Factor: 1 **Final Wgt/Vol..:** 2 mL
Initial Wgt/Vol: 1000 mL

PARAMETER	SPIKE AMOUNT	MEASURED AMOUNT	UNITS	PERCENT RECOVERY	RPD	METHOD
1,2,4-Trichloro-benzene	20	17	ug/L	83		SW846 8270C
	20	17	ug/L	86	2.7	SW846 8270C
Acenaphthene	20	17	ug/L	87		SW846 8270C
	20	18	ug/L	92	4.8	SW846 8270C
2,4-Dinitrotoluene	20	21	ug/L	106		SW846 8270C
	20	22	ug/L	108	1.4	SW846 8270C
Pyrene	20	17	ug/L	87		SW846 8270C
	20	19	ug/L	93	6.0	SW846 8270C
N-Nitrosodi-n-propyl-amine	20	20	ug/L	98		SW846 8270C
	20	20	ug/L	102	3.7	SW846 8270C
1,4-Dichlorobenzene	20	19	ug/L	95		SW846 8270C
	20	19	ug/L	97	2.1	SW846 8270C
Pentachlorophenol	20	17	ug/L	85		SW846 8270C
	20	17	ug/L	87	2.9	SW846 8270C
Phenol	20	18	ug/L	90		SW846 8270C
	20	19	ug/L	94	4.4	SW846 8270C
2-Chlorophenol	20	18	ug/L	91		SW846 8270C
	20	19	ug/L	97	6.7	SW846 8270C
4-Chloro-3-methylphenol	20	18	ug/L	91		SW846 8270C
	20	19	ug/L	97	6.6	SW846 8270C
4-Nitrophenol	20	18	ug/L	92		SW846 8270C
	20	20	ug/L	98	6.0	SW846 8270C
1,2-Dichlorobenzene	20	18	ug/L	89		SW846 8270C
	20	19	ug/L	93	3.7	SW846 8270C
1,3-Dichlorobenzene	20	17	ug/L	86		SW846 8270C
	20	17	ug/L	87	1.5	SW846 8270C
2,4,5-Trichloro-phenol	20	19	ug/L	94		SW846 8270C
	20	18	ug/L	90	3.9	SW846 8270C
4-Nitroaniline	20	20	ug/L	100		SW846 8270C
	20	21	ug/L	103	3.5	SW846 8270C
Acenaphthylene	20	18	ug/L	92		SW846 8270C
	20	19	ug/L	95	4.0	SW846 8270C

(Continued on next page)

LABORATORY CONTROL SAMPLE DATA REPORT

GC/MS Semivolatiles

Client Lot #...: A9C310174 **Work Order #...:** K9D3E1AC-LCS **Matrix.....:** WATER
LCS Lot-Sample#: A9D010000-046 K9D3E1AD-LCSD

PARAMETER	SPIKE AMOUNT	MEASURED AMOUNT	UNITS	PERCENT RECOVERY	RPD	METHOD
Anthracene	20	18	ug/L	92		SW846 8270C
	20	19	ug/L	95	3.4	SW846 8270C
Benzo(a)anthracene	20	17	ug/L	87		SW846 8270C
	20	18	ug/L	91	4.1	SW846 8270C
Benzo(a)pyrene	20	17	ug/L	84		SW846 8270C
	20	18	ug/L	88	4.7	SW846 8270C
Benzo(b)fluoranthene	20	19	ug/L	95		SW846 8270C
	20	20	ug/L	98	3.4	SW846 8270C
Benzo(ghi)perylene	20	19	ug/L	95		SW846 8270C
	20	20	ug/L	98	2.9	SW846 8270C
Benzo(k)fluoranthene	20	18	ug/L	91		SW846 8270C
	20	19	ug/L	93	1.9	SW846 8270C
bis(2-Chloroethoxy) methane	20	18	ug/L	91		SW846 8270C
	20	19	ug/L	97	6.6	SW846 8270C
bis(2-Chloroethyl)-ether	20	18	ug/L	91		SW846 8270C
	20	19	ug/L	95	3.8	SW846 8270C
bis(2-Chloroisopropyl) ether	20	20	ug/L	99		SW846 8270C
	20	21	ug/L	106	7.1	SW846 8270C
bis(2-Ethylhexyl) phthalate	20	20	ug/L	98		SW846 8270C
	20	20	ug/L	102	4.5	SW846 8270C
2,4,6-Trichloro-phenol	20	18	ug/L	88		SW846 8270C
	20	19	ug/L	94	6.6	SW846 8270C
2,4-Dichlorophenol	20	18	ug/L	90		SW846 8270C
	20	19	ug/L	95	5.4	SW846 8270C
2,4-Dimethylphenol	20	15	ug/L	75		SW846 8270C
	20	16	ug/L	78	3.8	SW846 8270C
2,4-Dinitrophenol	20	16	ug/L	79		SW846 8270C
	20	16	ug/L	81	1.7	SW846 8270C
2,6-Dinitrotoluene	20	20	ug/L	99		SW846 8270C
	20	21	ug/L	103	3.6	SW846 8270C
2-Chloronaphthalene	20	18	ug/L	91		SW846 8270C
	20	19	ug/L	94	3.0	SW846 8270C

(Continued on next page)

LABORATORY CONTROL SAMPLE DATA REPORT

GC/MS Semivolatiles

Client Lot #...: A9C310174 **Work Order #...:** K9D3E1AC-LCS **Matrix.....:** WATER
LCS Lot-Sample#: A9D010000-046 K9D3E1AD-LCSD

PARAMETER	SPIKE AMOUNT	MEASURED AMOUNT	UNITS	PERCENT RECOVERY	RPD	METHOD
2-Methylnaphthalene	20	20	ug/L	102		SW846 8270C
	20	22	ug/L	108	5.5	SW846 8270C
2-Methylphenol	20	18	ug/L	88		SW846 8270C
	20	19	ug/L	93	5.4	SW846 8270C
2-Nitroaniline	20	20	ug/L	99		SW846 8270C
	20	20	ug/L	102	3.2	SW846 8270C
2-Nitrophenol	20	18	ug/L	92		SW846 8270C
	20	19	ug/L	96	4.6	SW846 8270C
3,3'-Dichlorobenzidine	20	11	ug/L	57		SW846 8270C
	20	12	ug/L	62	8.1	SW846 8270C
3-Nitroaniline	20	20	ug/L	99		SW846 8270C
	20	20	ug/L	101	2.1	SW846 8270C
4,6-Dinitro-2-methylphenol	20	17	ug/L	85		SW846 8270C
	20	18	ug/L	91	6.0	SW846 8270C
4-Bromophenyl phenyl ether	20	19	ug/L	94		SW846 8270C
	20	19	ug/L	97	2.7	SW846 8270C
4-Chloroaniline	20	16	ug/L	80		SW846 8270C
	20	17	ug/L	83	3.0	SW846 8270C
4-Chlorophenyl phenyl ether	20	18	ug/L	92		SW846 8270C
	20	19	ug/L	97	5.3	SW846 8270C
Butyl benzyl phthalate	20	19	ug/L	95		SW846 8270C
	20	20	ug/L	102	6.7	SW846 8270C
Carbazole	20	19	ug/L	93		SW846 8270C
	20	19	ug/L	97	4.4	SW846 8270C
Chrysene	20	19	ug/L	93		SW846 8270C
	20	19	ug/L	95	2.0	SW846 8270C
Dibenzo(a,h)anthracene	20	19	ug/L	96		SW846 8270C
	20	20	ug/L	99	3.4	SW846 8270C
Dibenzofuran	20	18	ug/L	90		SW846 8270C
	20	19	ug/L	93	3.1	SW846 8270C
Diethyl phthalate	20	19	ug/L	95		SW846 8270C
	20	20	ug/L	99	4.0	SW846 8270C
Dimethyl phthalate	20	19	ug/L	96		SW846 8270C
	20	20	ug/L	99	3.3	SW846 8270C
Di-n-octyl phthalate	20	18	ug/L	91		SW846 8270C
	20	19	ug/L	95	3.7	SW846 8270C

(Continued on next page)

LABORATORY CONTROL SAMPLE DATA REPORT

GC/MS Semivolatiles

Client Lot #...: A9C310174 **Work Order #...:** K9D3E1AC-LCS **Matrix.....:** WATER
LCS Lot-Sample#: A9D010000-046 K9D3E1AD-LCSD

PARAMETER	SPIKE AMOUNT	MEASURED AMOUNT	UNITS	PERCENT RECOVERY	RPD	METHOD
Fluoranthene	**20**	**19**	**ug/L**	**94**		**SW846 8270C**
	20	**19**	**ug/L**	**97**	**4.1**	**SW846 8270C**
Fluorene	**20**	**18**	**ug/L**	**91**		**SW846 8270C**
	20	**19**	**ug/L**	**94**	**3.7**	**SW846 8270C**
Hexachlorobenzene	**20**	**18**	**ug/L**	**89**		**SW846 8270C**
	20	**18**	**ug/L**	**89**	**0.30**	**SW846 8270C**
Hexachlorobutadiene	**20**	**14**	**ug/L**	**72**		**SW846 8270C**
	20	**14**	**ug/L**	**70**	**2.0**	**SW846 8270C**
Hexachloroethane	**20**	**16**	**ug/L**	**80**		**SW846 8270C**
	20	**16**	**ug/L**	**80**	**0.28**	**SW846 8270C**
Isophorone	**20**	**19**	**ug/L**	**94**		**SW846 8270C**
	20	**20**	**ug/L**	**98**	**3.9**	**SW846 8270C**
Naphthalene	**20**	**18**	**ug/L**	**88**		**SW846 8270C**
	20	**18**	**ug/L**	**91**	**3.8**	**SW846 8270C**
Nitrobenzene	**20**	**19**	**ug/L**	**93**		**SW846 8270C**
	20	**19**	**ug/L**	**96**	**3.3**	**SW846 8270C**
N-Nitrosodiphenylamine	**20**	**18**	**ug/L**	**90**		**SW846 8270C**
	20	**19**	**ug/L**	**93**	**3.2**	**SW846 8270C**
Phenanthrene	**20**	**18**	**ug/L**	**89**		**SW846 8270C**
	20	**18**	**ug/L**	**91**	**2.7**	**SW846 8270C**
Indeno(1,2,3-cd)pyrene	**20**	**19**	**ug/L**	**96**		**SW846 8270C**
	20	**20**	**ug/L**	**100**	**4.2**	**SW846 8270C**
Di-n-butyl phthalate	**20**	**19**	**ug/L**	**94**		**SW846 8270C**
	20	**20**	**ug/L**	**101**	**7.1**	**SW846 8270C**
Hexachlorocyclopenta-diene	**20**	**13**	**ug/L**	**67**		**SW846 8270C**
	20	**13**	**ug/L**	**67**	**0.26**	**SW846 8270C**
Benzoic acid	**20**	**16**	**ug/L**	**82**		**SW846 8270C**
	20	**p**	**ug/L**	**46**	**56**	**SW846 8270C**
Benzyl alcohol	**20**	**18**	**ug/L**	**90**		**SW846 8270C**
	20	**19**	**ug/L**	**95**	**5.0**	**SW846 8270C**

SURROGATE	PERCENT RECOVERY	RECOVERY LIMITS
Nitrobenzene-d5	89	(50 - 150)
	93	(50 - 150)
2-Fluorobiphenyl	85	(50 - 150)
	86	(50 - 150)
Terphenyl-d14	100	(50 - 150)
	104	(50 - 150)
Phenol-d5	94	(50 - 150)
	97	(50 - 150)

(Continued on next page)

LABORATORY CONTROL SAMPLE DATA REPORT

GC/MS Semivolatiles

Client Lot #...: A9C310174 **Work Order #...:** K9D3E1AC-LCS **Matrix.....:** WATER
LCS Lot-Sample#: A9D010000-046 K9D3E1AD-LCSD

SURROGATE	PERCENT RECOVERY	RECOVERY LIMITS
2-Fluorophenol	97	(50 - 150)
	96	(50 - 150)
2,4,6-Tribromophenol	98	(50 - 150)
	102	(50 - 150)

NOTE(S):

Calculations are performed before rounding to avoid round-off errors in calculated results.

Bold print denotes control parameters

p Relative percent difference (RPD) is outside stated control limits.

TestAmerica North Canton

Semivolatile REPORT SW-846 Method 8270

Data file : \\cansvr11\dd\chem\MSS\a4hp7.i\90408a.b\K9D3E1AC.D
Lab Smp Id: k9l3e1ac Client Smp ID: INTRA-LAB CHECK
Inj Date : 08-APR-2009 10:17
Operator : 001710 Inst ID: a4hp7.i
Smp Info : k9l3e1ac,90408a.b,8270C-625,1-827042d.sub
Misc Info :
Comment   :
Method   : \\cansvr11\dd\chem\MSS\a4hp7.i\90408a.b\8270C-625.m
Meth Date : 09-Apr-2009 14:44 gruberj Quant Type: ISTD
Cal Date : 01-APR-2009 17:51 Cal File: 7SMH0401.D
Als bottle: 5 QC Sample: METHOD SPIKE
Dil Factor: 1.00000
Integrator: HP RTE Compound Sublist: 1-827042d.sub
Target Version: 4.14
Processing Host: CANPMSSV01

Concentration Formula: Amt * DF * Uf * Vt/(Vo * Vi) * CpndVariable

Name	Value	Description
DF	1.000	Dilution Factor
Uf	1.000	ng unit correction factor
Vt	2000.000	Volume of final extract (uL)
Vo	1000.000	Volume of sample extracted (mL)
Vi	0.50000	Volume injected (uL)
Cpnd Variable		Local Compound Variable

	Compounds	QUANT SIG MASS	RT	EXP RT	REL RT	RESPONSE	CONCENTRATIONS ON-COLUMN (NG)	FINAL (ug/L)
* 1	1,4-Dichlorobenzene-d4	152	3.418	3.418	(1.000)	132468	2.00000	
* 2	Naphthalene-d8	136	4.306	4.306	(1.000)	559350	2.00000	
* 3	Acenaphthene-d10	164	5.569	5.569	(1.000)	298220	2.00000	
* 4	Phenanthrene-d10	188	6.649	6.649	(1.000)	493663	2.00000	
* 5	Chrysene-d12	240	8.607	8.607	(1.000)	418521	2.00000	
* 6	Perylene-d12	264	9.970	9.965	(1.000)	385534	2.00000	
9	Pyridine	79	1.835	1.830	(0.537)	34807	0.28564	1.1426
10	N-Nitrosodimethylamine	74	1.808	1.808	(0.529)	351555	5.35156	21.406(R)
11	Ethyl methacrylate	69	Compound Not Detected.					
12	3-Chloropropionitrile	54	Compound Not Detected.					
13	Malononitrile	66	Compound Not Detected.					
209	Benzaldehyde	77	3.130	3.130	(0.916)	448677	5.82710	23.308(R)
21	Aniline	93	3.194	3.194	(0.934)	492969	2.70313	10.812
22	Phenol	94	3.140	3.140	(0.919)	696509	4.48925	17.957
23	bis(2-Chloroethyl)ether	93	3.215	3.221	(0.941)	554496	4.56214	18.248
24	2-Chlorophenol	128	3.279	3.279	(0.959)	397542	4.53460	18.138
26	1,3-Dichlorobenzene	146	3.381	3.381	(0.989)	374176	4.30752	17.230
27	1,4-Dichlorobenzene	146	3.429	3.429	(1.003)	378549	4.74482	18.979(R)

28 1,2-Dichlorobenzene	146	3.536	3.536 (1.034)	372585	4.47052	17.882
29 Benzyl Alcohol	108	3.493	3.493 (1.022)	297049	4.51756	18.070

	Compounds	QUANT SIG MASS	RT	EXP RT	REL RT	RESPONSE	CONCENTRATIONS ON-COLUMN (NG)	FINAL (ug/L)
30	2-Methylphenol	108	3.552	3.552	(1.039)	433321	4.38494	17.540
31	bis(2-Chloroisopropyl)ether	45	3.579	3.579	(1.047)	409765	4.93108	19.724
37	Acetophenone	105	3.680	3.686	(1.077)	683295	4.44489	17.780
32	N-Nitroso-di-n-propylamine	70	3.675	3.675	(1.075)	487991	4.89653	19.586
192	4-Methylphenol	108	3.659	3.659	(1.070)	967779	9.11939	36.478(R)
34	Hexachloroethane	117	3.771	3.771	(1.103)	154981	3.98962	15.958
35	Nitrobenzene	77	3.809	3.809	(0.885)	700397	4.65474	18.619
41	Isophorone	82	3.969	3.969	(0.922)	1255405	4.71266	18.851
42	2-Nitrophenol	139	4.028	4.028	(0.935)	226347	4.60445	18.418(Q)
43	2,4-Dimethylphenol	107	4.028	4.028	(0.935)	467317	3.74382	14.975(R)
44	bis(2-Chloroethoxy)methane	93	4.098	4.098	(0.952)	643971	4.55356	18.214
46	2,4-Toluenediamene	121	Compound Not Detected.					
47	1,3,5-Trichlorobenzene	180	Compound Not Detected.					
48	2,4-Dichlorophenol	162	4.194	4.194	(0.974)	304751	4.50561	18.022
49	Benzoic Acid	122	4.082	4.114	(0.948)	218099	4.10476	16.419(R)
50	1,2,4-Trichlorobenzene	180	4.258	4.258	(0.989)	318983	4.16401	16.656
51	Naphthalene	128	4.322	4.322	(1.004)	1195278	4.38411	17.536
52	4-Chloroaniline	127	4.344	4.344	(1.009)	465119	4.02362	16.094
56	Hexachlorobutadiene	225	4.397	4.397	(1.021)	146256	3.58801	14.352
210	Caprolactam	113	4.595	4.600	(1.067)	157502	4.35718	17.429
57	1,2,3-Trichlorobenzene	180	Compound Not Detected.					
59	4-Chloro-3-Methylphenol	107	4.675	4.675	(1.086)	482224	4.55649	18.226
62	2-Methylnaphthalene	142	4.814	4.814	(1.118)	754819	5.12438	20.498(R)
63	1-Methylnaphthalene	142	4.884	4.884	(1.134)	745801	4.45828	17.833
64	Hexachlorocyclopentadiene	237	4.921	4.921	(0.884)	155262	3.35116	13.405
66	2,4,6-Trichlorophenol	196	5.007	5.007	(0.899)	216580	4.38267	17.531
67	2,4,5-Trichlorophenol	196	5.034	5.039	(0.904)	244636	4.68273	18.731
211	1,1'-Biphenyl	154	5.141	5.141	(0.923)	909655	4.33541	17.342
68	1,2,3,5-Tetrachlorobenzene	216	Compound Not Detected.					
70	2-Chloronaphthalene	162	5.167	5.167	(0.928)	701775	4.54648	18.186
73	2-Nitroaniline	65	5.226	5.226	(0.939)	371678	4.96015	19.840
74	1,2,3,4-Tetrachlorobenzene	216	Compound Not Detected.					
76	Dimethylphthalate	163	5.344	5.344	(0.960)	850275	4.80099	19.204
78	2,6-Dinitrotoluene	165	5.392	5.397	(0.968)	204939	4.94917	19.797
79	Acenaphthylene	152	5.472	5.472	(0.983)	1196015	4.58115	18.325
80	1,2-Dinitrobenzene	168	5.440	5.440	(0.977)	97545	4.81389	19.256
81	3-Nitroaniline	138	5.520	5.526	(0.991)	219303	4.93970	19.759
82	Acenaphthene	153	5.595	5.595	(1.005)	722554	4.36115	17.444
83	2,4-Dinitrophenol	184	5.595	5.601	(1.005)	115396	3.96515	15.860(Q)
85	4-Nitrophenol	109	5.622	5.627	(1.010)	164886	4.59631	18.385
86	Dibenzofuran	168	5.718	5.718	(1.027)	1003973	4.48914	17.956
87	2,4-Dinitrotoluene	165	5.686	5.686	(1.021)	277562	5.30962	21.238
91	2,3,5,6-Tetrachlorophenol	232	5.766	5.766	(1.036)	176122	4.51622	18.065
93	Diethylphthalate	149	5.847	5.847	(1.050)	875500	4.75682	19.027
94	Fluorene	166	5.964	5.964	(1.071)	837747	4.52806	18.112
95	4-Chlorophenyl-phenylether	204	5.948	5.948	(1.068)	388715	4.60147	18.406
96	4-Nitroaniline	138	5.964	5.964	(1.071)	243720	4.98342	19.934
98	4,6-Dinitro-2-methylphenol	198	5.986	5.986	(0.900)	157811	4.27207	17.088
99	N-Nitrosodiphenylamine	169	6.034	6.034	(0.907)	600364	4.48276	17.931
100	1,2-Diphenylhydrazine	77	6.066	6.066	(0.912)	1426357	4.58419	18.337
106	4-Bromophenyl-phenylether	248	6.307	6.307	(0.949)	201928	4.70846	18.834
107	Hexachlorobenzene	284	6.366	6.366	(0.957)	183331	4.45173	17.807

212 Atrazine	200	6.403	6.403 (0.963)	240500	6.28567	25.143(R)
111 Pentachlorophenol	266	6.505	6.505 (0.978)	123968	4.24480	16.979

	Compounds	QUANT SIG MASS	RT	EXP RT	REL RT	RESPONSE	CONCENTRATIONS ON-COLUMN (NG)	CONCENTRATIONS FINAL (ug/L)
115	Phenanthrene	178	6.670	6.670	(1.003)	1236681	4.43903	17.756
116	Anthracene	178	6.708	6.708	(1.009)	1243781	4.59988	18.400
119	Carbazole	167	6.809	6.809	(1.024)	1152851	4.62568	18.503
120	Di-n-Butylphthalate	149	7.023	7.023	(1.056)	1479022	4.69461	18.778
123	Fluoranthene	202	7.537	7.537	(1.134)	1293273	4.67599	18.704
124	Benzidine	184	Compound Not Detected.					
125	Pyrene	202	7.708	7.708	(0.896)	1285411	4.36747	17.470
131	Butylbenzylphthalate	149	8.131	8.131	(0.945)	652215	4.76853	19.074
133	3,3'-Dimethoxybenzidine	244	Compound Not Detected.					
135	3,3'-Dichlorobenzidine	252	8.558	8.558	(0.994)	254327	2.85618	11.425
136	Benzo(a)Anthracene	228	8.601	8.601	(0.999)	1224018	4.36514	17.460
137	Chrysene	228	8.628	8.628	(1.002)	1231205	4.64947	18.598
138	4,4'-Methylene bis(o-chloroan	231	Compound Not Detected.					
139	bis(2-ethylhexyl)Phthalate	149	8.548	8.548	(0.993)	936722	4.89419	19.577
140	Di-n-octylphthalate	149	9.072	9.067	(0.910)	1533196	4.56826	18.273
141	Benzo(b)fluoranthene	252	9.548	9.548	(0.958)	1194417	4.75188	19.008
142	Benzo(k)fluoranthene	252	9.575	9.575	(0.960)	1134833	4.55930	18.237
146	Benzo(a)pyrene	252	9.912	9.906	(0.994)	949199	4.20985	16.839
149	Indeno(1,2,3-cd)pyrene	276	11.441	11.447	(1.148)	1103907	4.78989	19.160
150	Dibenz(a,h)anthracene	278	11.457	11.452	(1.149)	950901	4.78434	19.137
151	Benzo(g,h,i)perylene	276	11.885	11.891	(1.192)	918611	4.76333	19.053
198	1,4-Dioxane	88	1.637	1.632	(0.479)	167871	4.13071	16.523
$ 154	Nitrobenzene-d5	82	3.793	3.793	(0.881)	659442	4.45064	17.802
$ 155	2-Fluorobiphenyl	172	5.066	5.066	(0.910)	773512	4.27118	17.085
$ 156	Terphenyl-d14	244	7.788	7.788	(0.905)	855121	4.98302	19.932
$ 157	Phenol-d5	99	3.135	3.135	(0.917)	972532	7.06509	28.260
$ 158	2-Fluorophenol	112	2.557	2.557	(0.748)	650019	7.23925	28.957
$ 159	2,4,6-Tribromophenol	330	6.141	6.141	(1.103)	114530	7.32744	29.310
$ 186	2-Chlorophenol-d4	132	3.269	3.269	(0.956)	588927	7.70357	30.814
$ 187	1,2-Dichlorobenzene-d4	152	3.525	3.525	(1.031)	233075	4.44694	17.788
M 195	Cresols, total	100				1401100	13.5043	54.017
101	Diphenylamine	169	6.034	6.034	(0.907)	600364	4.48276	17.931

QC Flag Legend

Q - Qualifier signal failed the ratio test.
R - Spike/Surrogate failed recovery limits.

TestAmerica North Canton

INTERNAL STANDARD COMPOUNDS
AREA AND RT SUMMARY

Instrument ID: a4hp7.i
Lab File ID: K9D3E1AC.D
Lab Smp Id: k9l3e1ac
Analysis Type: SV
Quant Type: ISTD
Operator: 001710
Method File: \\cansvr11\dd\chem\MSS\a4hp7.i\90408a.b\8270C-625.m
Misc Info:

Calibration Date: 08-APR-2009
Calibration Time: 09:12
Client Smp ID: INTRA-LAB CHECK
Level: LOW
Sample Type: WATER

COMPOUND	STANDARD	AREA LIMIT LOWER	AREA LIMIT UPPER	SAMPLE	%DIFF
1 1,4-Dichlorobenze	158685	79343	317370	132468	-16.52
2 Naphthalene-d8	644503	322252	1289006	559350	-13.21
3 Acenaphthene-d10	340284	170142	680568	298220	-12.36
4 Phenanthrene-d10	541642	270821	1083284	493663	-8.86
5 Chrysene-d12	453136	226568	906272	418521	-7.64
6 Perylene-d12	432956	216478	865912	385534	-10.95

COMPOUND	STANDARD	RT LIMIT LOWER	RT LIMIT UPPER	SAMPLE	%DIFF
1 1,4-Dichlorobenze	3.42	2.92	3.92	3.42	0.00
2 Naphthalene-d8	4.31	3.81	4.81	4.31	0.00
3 Acenaphthene-d10	5.57	5.07	6.07	5.57	0.00
4 Phenanthrene-d10	6.65	6.15	7.15	6.65	0.00
5 Chrysene-d12	8.61	8.11	9.11	8.61	0.00
6 Perylene-d12	9.97	9.47	10.47	9.97	0.05

AREA UPPER LIMIT = +100% of internal standard area.
AREA LOWER LIMIT = - 50% of internal standard area.
RT UPPER LIMIT = + 0.50 minutes of internal standard RT.
RT LOWER LIMIT = - 0.50 minutes of internal standard RT.

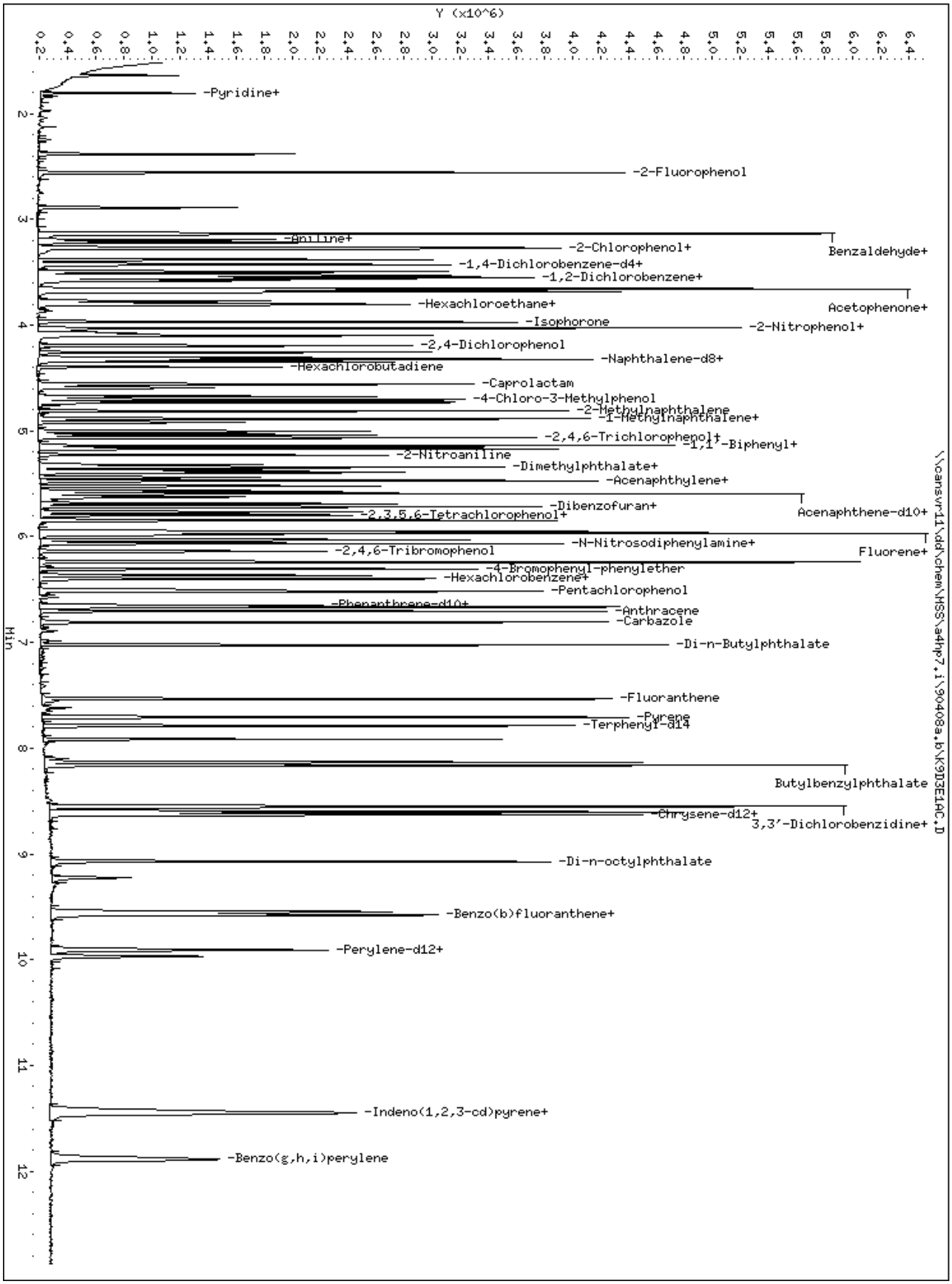
Y (x10^6)
Min
-Pyridine+
-2-Fluorophenol
-Aniline+
-2-Chlorophenol+
Benzaldehyde+
-1,4-Dichlorobenzene-d4+
-1,2-Dichlorobenzene+
Acetophenone+
-Hexachloroethane+
-Isophorone
-2-Nitrophenol+
-2,4-Dichlorophenol
-Naphthalene-d8+
-Hexachlorobutadiene
-Caprolactam
-4-Chloro-3-Methylphenol
-2-Methylnaphthalene
-1-Methylnaphthalene+
-2,4,6-Trichlorophenol+
-1,1'-Biphenyl+
-2-Nitroaniline
-Dimethylphthalate+
-Acenaphthylene+
-Dibenzofuran+
Acenaphthene-d10+
-2,3,5,6-Tetrachlorophenol+
-N-Nitrosodiphenylamine+
-2,4,6-Tribromophenol
Fluorene+
-4-Bromophenyl-phenylether
-Hexachlorobenzene+
-Pentachlorophenol
-Phenanthrene-d10+
-Anthracene
-Carbazole
-Di-n-Butylphthalate
-Fluoranthene
-Pyrene
-Terphenyl-d14
Butylbenzylphthalate
-Chrysene-d12+
3,3'-Dichlorobenzidine+
-Di-n-octylphthalate
-Benzo(b)fluoranthene+
-Perylene-d12+
-Indeno(1,2,3-cd)pyrene+
-Benzo(g,h,i)perylene
\\cansvr11\dd\chem\HSS\a4hp7.i\90408a.b\K9D3E14C.D

TestAmerica North Canton

Semivolatile REPORT SW-846 Method 8270

Data file : \\cansvr11\dd\chem\MSS\a4hp7.i\90408a.b\K9D3E1AD.D
Lab Smp Id: k9l3e1ad Client Smp ID: INTRA-LAB CHECK
Inj Date : 08-APR-2009 10:36
Operator : 001710 Inst ID: a4hp7.i
Smp Info : k9l3e1ad,90408a.b,8270C-625,1-827042d.sub
Misc Info :
Comment   :
Method   : \\cansvr11\dd\chem\MSS\a4hp7.i\90408a.b\8270C-625.m
Meth Date : 09-Apr-2009 14:44 gruberj Quant Type: ISTD
Cal Date : 01-APR-2009 17:51 Cal File: 7SMH0401.D
Als bottle: 6 QC Sample: METHOD SPIKE
Dil Factor: 1.00000
Integrator: HP RTE Compound Sublist: 1-827042d.sub
Target Version: 4.14
Processing Host: CANPMSSV01

Concentration Formula: Amt * DF * Uf * Vt/(Vo * Vi) * CpndVariable

Name	Value	Description
DF	1.000	Dilution Factor
Uf	1.000	ng unit correction factor
Vt	2000.000	Volume of final extract (uL)
Vo	1000.000	Volume of sample extracted (mL)
Vi	0.50000	Volume injected (uL)
Cpnd Variable		Local Compound Variable

	Compounds	QUANT SIG MASS	RT	EXP RT	REL RT	RESPONSE	CONCENTRATIONS ON-COLUMN (NG)	FINAL (ug/L)
* 1	1,4-Dichlorobenzene-d4	152	3.419	3.418	(1.000)	127936	2.00000	
* 2	Naphthalene-d8	136	4.306	4.306	(1.000)	548605	2.00000	
* 3	Acenaphthene-d10	164	5.569	5.569	(1.000)	296321	2.00000	
* 4	Phenanthrene-d10	188	6.649	6.649	(1.000)	491521	2.00000	
* 5	Chrysene-d12	240	8.601	8.607	(1.000)	411856	2.00000	
* 6	Perylene-d12	264	9.960	9.965	(1.000)	384788	2.00000	
9	Pyridine	79	1.835	1.830	(0.537)	38192	0.32452	1.2981
10	N-Nitrosodimethylamine	74	1.809	1.808	(0.529)	336316	5.30094	21.204(R)
11	Ethyl methacrylate	69	Compound Not Detected.					
12	3-Chloropropionitrile	54	Compound Not Detected.					
13	Malononitrile	66	Compound Not Detected.					
209	Benzaldehyde	77	3.130	3.130	(0.916)	468433	6.29918	25.197(R)
21	Aniline	93	3.194	3.194	(0.934)	543104	3.08353	12.334
22	Phenol	94	3.140	3.140	(0.919)	702938	4.69119	18.765
23	bis(2-Chloroethyl)ether	93	3.215	3.221	(0.941)	556151	4.73785	18.951
24	2-Chlorophenol	128	3.279	3.279	(0.959)	410589	4.84933	19.397
26	1,3-Dichlorobenzene	146	3.381	3.381	(0.989)	366963	4.37413	17.496
27	1,4-Dichlorobenzene	146	3.429	3.429	(1.003)	373410	4.84621	19.385(R)

28	1,2-Dichlorobenzene	146	3.536	3.536 (1.034)	373461	4.63977	18.559
29	Benzyl Alcohol	108	3.493	3.493 (1.022)	301613	4.74946	18.998

	Compounds	QUANT SIG MASS	RT	EXP RT	REL RT	RESPONSE	CONCENTRATIONS ON-COLUMN (NG)	FINAL (ug/L)
30	2-Methylphenol	108	3.552	3.552	(1.039)	441686	4.62792	18.512
31	bis(2-Chloroisopropyl)ether	45	3.579	3.579	(1.047)	424940	5.29484	21.179
37	Acetophenone	105	3.681	3.686	(1.077)	737657	4.96850	19.874
32	N-Nitroso-di-n-propylamine	70	3.675	3.675	(1.075)	488903	5.07946	20.318
192	4-Methylphenol	108	3.659	3.659	(1.070)	1010626	9.86048	39.442(R)
34	Hexachloroethane	117	3.772	3.771	(1.103)	149253	3.97828	15.913
35	Nitrobenzene	77	3.809	3.809	(0.885)	709814	4.80971	19.239
41	Isophorone	82	3.969	3.969	(0.922)	1280172	4.89976	19.599
42	2-Nitrophenol	139	4.028	4.028	(0.935)	232405	4.82028	19.281(Q)
43	2,4-Dimethylphenol	107	4.028	4.028	(0.935)	476329	3.89076	15.563(R)
44	bis(2-Chloroethoxy)methane	93	4.098	4.098	(0.952)	674391	4.86207	19.448
46	2,4-Toluenediamene	121	Compound Not Detected.					
47	1,3,5-Trichlorobenzene	180	Compound Not Detected.					
48	2,4-Dichlorophenol	162	4.194	4.194	(0.974)	315326	4.75327	19.013(R)
49	Benzoic Acid	122	4.076	4.114	(0.947)	104837	2.31980	9.2792(QM)
50	1,2,4-Trichlorobenzene	180	4.258	4.258	(0.989)	321420	4.27801	17.112
51	Naphthalene	128	4.322	4.322	(1.004)	1218059	4.55517	18.221
52	4-Chloroaniline	127	4.344	4.344	(1.009)	470223	4.14744	16.590
56	Hexachlorobutadiene	225	4.397	4.397	(1.021)	140659	3.51829	14.073
210	Caprolactam	113	4.595	4.600	(1.067)	168875	4.73658	18.946
57	1,2,3-Trichlorobenzene	180	Compound Not Detected.					
59	4-Chloro-3-Methylphenol	107	4.675	4.675	(1.086)	505346	4.86849	19.474
62	2-Methylnaphthalene	142	4.815	4.814	(1.118)	782592	5.41699	21.668(R)
63	1-Methylnaphthalene	142	4.884	4.884	(1.134)	778792	4.74667	18.987
64	Hexachlorocyclopentadiene	237	4.922	4.921	(0.884)	153871	3.34242	13.370
66	2,4,6-Trichlorophenol	196	5.007	5.007	(0.899)	229845	4.68091	18.724
67	2,4,5-Trichlorophenol	196	5.034	5.039	(0.904)	233712	4.50230	18.009
211	1,1'-Biphenyl	154	5.141	5.141	(0.923)	954247	4.57708	18.308
68	1,2,3,5-Tetrachlorobenzene	216	Compound Not Detected.					
70	2-Chloronaphthalene	162	5.168	5.167	(0.928)	718567	4.68510	18.740
73	2-Nitroaniline	65	5.226	5.226	(0.939)	381320	5.12144	20.486
74	1,2,3,4-Tetrachlorobenzene	216	Compound Not Detected.					
76	Dimethylphthalate	163	5.344	5.344	(0.960)	873411	4.96323	19.853
78	2,6-Dinitrotoluene	165	5.398	5.397	(0.969)	211165	5.13221	20.529
79	Acenaphthylene	152	5.472	5.472	(0.983)	1236500	4.76658	19.066
80	1,2-Dinitrobenzene	168	5.440	5.440	(0.977)	101215	5.02702	20.108(R)
81	3-Nitroaniline	138	5.521	5.526	(0.991)	222597	5.04603	20.184
82	Acenaphthene	153	5.595	5.595	(1.005)	753271	4.57569	18.303
83	2,4-Dinitrophenol	184	5.595	5.601	(1.005)	117026	4.03332	16.133(Q)
85	4-Nitrophenol	109	5.622	5.627	(1.010)	174036	4.88247	19.530
86	Dibenzofuran	168	5.718	5.718	(1.027)	1028672	4.62905	18.516
87	2,4-Dinitrotoluene	165	5.686	5.686	(1.021)	279688	5.38457	21.538
91	2,3,5,6-Tetrachlorophenol	232	5.767	5.766	(1.036)	188047	4.85291	19.412
93	Diethylphthalate	149	5.847	5.847	(1.050)	905867	4.95335	19.813
94	Fluorene	166	5.964	5.964	(1.071)	863934	4.69953	18.798
95	4-Chlorophenyl-phenylether	204	5.948	5.948	(1.068)	407321	4.85262	19.410
96	4-Nitroaniline	138	5.964	5.964	(1.071)	251600	5.16083	20.643
98	4,6-Dinitro-2-methylphenol	198	5.986	5.986	(0.900)	167919	4.53548	18.142
99	N-Nitrosodiphenylamine	169	6.034	6.034	(0.907)	617512	4.63089	18.524
100	1,2-Diphenylhydrazine	77	6.066	6.066	(0.912)	1445706	4.66663	18.666
106	4-Bromophenyl-phenylether	248	6.307	6.307	(0.949)	206569	4.83767	19.351
107	Hexachlorobenzene	284	6.366	6.366	(0.957)	183106	4.46564	17.862

212 Atrazine	200	6.403	6.403 (0.963)	247970	6.50914	26.036(R)
111 Pentachlorophenol	266	6.505	6.505 (0.978)	127308	4.37041	17.482

	Compounds	QUANT SIG MASS	RT	EXP RT	REL RT	RESPONSE	CONCENTRATIONS ON-COLUMN (NG)	CONCENTRATIONS FINAL (ug/L)
115	Phenanthrene	178	6.671	6.670	(1.003)	1264620	4.55910	18.236
116	Anthracene	178	6.708	6.708	(1.009)	1281310	4.75932	19.037
119	Carbazole	167	6.810	6.809	(1.024)	1199478	4.83374	19.335
120	Di-n-Butylphthalate	149	7.024	7.023	(1.056)	1580995	5.04016	20.161
123	Fluoranthene	202	7.537	7.537	(1.134)	1341962	4.87318	19.493
124	Benzidine	184	Compound Not Detected.					
125	Pyrene	202	7.708	7.708	(0.896)	1342982	4.63693	18.548
131	Butylbenzylphthalate	149	8.131	8.131	(0.945)	686129	5.09766	20.391
133	3,3'-Dimethoxybenzidine	244	Compound Not Detected.					
135	3,3'-Dichlorobenzidine	252	8.553	8.558	(0.994)	271542	3.09886	12.395
136	Benzo(a)Anthracene	228	8.596	8.601	(0.999)	1254593	4.54658	18.186
137	Chrysene	228	8.623	8.628	(1.002)	1236411	4.74469	18.979
138	4,4'-Methylene bis(o-chloroan	231	Compound Not Detected.					
139	bis(2-ethylhexyl)Phthalate	149	8.543	8.548	(0.993)	964537	5.12107	20.484
140	Di-n-octylphthalate	149	9.061	9.067	(0.910)	1593435	4.74092	18.964
141	Benzo(b)fluoranthene	252	9.543	9.548	(0.958)	1232922	4.91457	19.658
142	Benzo(k)fluoranthene	252	9.569	9.575	(0.961)	1154139	4.64585	18.583
146	Benzo(a)pyrene	252	9.901	9.906	(0.994)	993412	4.41448	17.658
149	Indeno(1,2,3-cd)pyrene	276	11.436	11.447	(1.148)	1148772	4.99422	19.977
150	Dibenz(a,h)anthracene	278	11.447	11.452	(1.149)	981409	4.94741	19.790
151	Benzo(g,h,i)perylene	276	11.885	11.891	(1.193)	943731	4.90307	19.612
198	1,4-Dioxane	88	1.632	1.632	(0.477)	158242	4.03171	16.127
$ 154	Nitrobenzene-d5	82	3.793	3.793	(0.881)	677978	4.66536	18.661
$ 155	2-Fluorobiphenyl	172	5.066	5.066	(0.910)	775066	4.30719	17.229
$ 156	Terphenyl-d14	244	7.788	7.788	(0.905)	878989	5.20500	20.820
$ 157	Phenol-d5	99	3.135	3.135	(0.917)	966317	7.26861	29.074
$ 158	2-Fluorophenol	112	2.557	2.557	(0.748)	625778	7.21616	28.865
$ 159	2,4,6-Tribromophenol	330	6.141	6.141	(1.103)	119123	7.67014	30.680
$ 186	2-Chlorophenol-d4	132	3.269	3.269	(0.956)	580817	7.86662	31.466
$ 187	1,2-Dichlorobenzene-d4	152	3.526	3.525	(1.031)	226615	4.47685	17.907
M 195	Cresols, total	100				1452312	14.4884	57.954
101	Diphenylamine	169	6.034	6.034	(0.907)	617512	4.63089	18.524

QC Flag Legend

Q - Qualifier signal failed the ratio test.
R - Spike/Surrogate failed recovery limits.
M - Compound response manually integrated.

TestAmerica North Canton

INTERNAL STANDARD COMPOUNDS
AREA AND RT SUMMARY

Instrument ID: a4hp7.i
Lab File ID: K9D3E1AD.D
Lab Smp Id: k9l3e1ad
Analysis Type: SV
Quant Type: ISTD
Operator: 001710
Method File: \\cansvr11\dd\chem\MSS\a4hp7.i\90408a.b\8270C-625.m
Misc Info:

Calibration Date: 08-APR-2009
Calibration Time: 09:12
Client Smp ID: INTRA-LAB CHECK
Level: LOW
Sample Type: WATER

COMPOUND	STANDARD	AREA LIMIT LOWER	AREA LIMIT UPPER	SAMPLE	%DIFF
1 1,4-Dichlorobenze	158685	79343	317370	127936	-19.38
2 Naphthalene-d8	644503	322252	1289006	548605	-14.88
3 Acenaphthene-d10	340284	170142	680568	296321	-12.92
4 Phenanthrene-d10	541642	270821	1083284	491521	-9.25
5 Chrysene-d12	453136	226568	906272	411856	-9.11
6 Perylene-d12	432956	216478	865912	384788	-11.13

COMPOUND	STANDARD	RT LIMIT LOWER	RT LIMIT UPPER	SAMPLE	%DIFF
1 1,4-Dichlorobenze	3.42	2.92	3.92	3.42	0.00
2 Naphthalene-d8	4.31	3.81	4.81	4.31	0.00
3 Acenaphthene-d10	5.57	5.07	6.07	5.57	0.00
4 Phenanthrene-d10	6.65	6.15	7.15	6.65	0.00
5 Chrysene-d12	8.61	8.11	9.11	8.60	-0.06
6 Perylene-d12	9.97	9.47	10.47	9.96	-0.05

AREA UPPER LIMIT = +100% of internal standard area.
AREA LOWER LIMIT = - 50% of internal standard area.
RT UPPER LIMIT = + 0.50 minutes of internal standard RT.
RT LOWER LIMIT = - 0.50 minutes of internal standard RT.

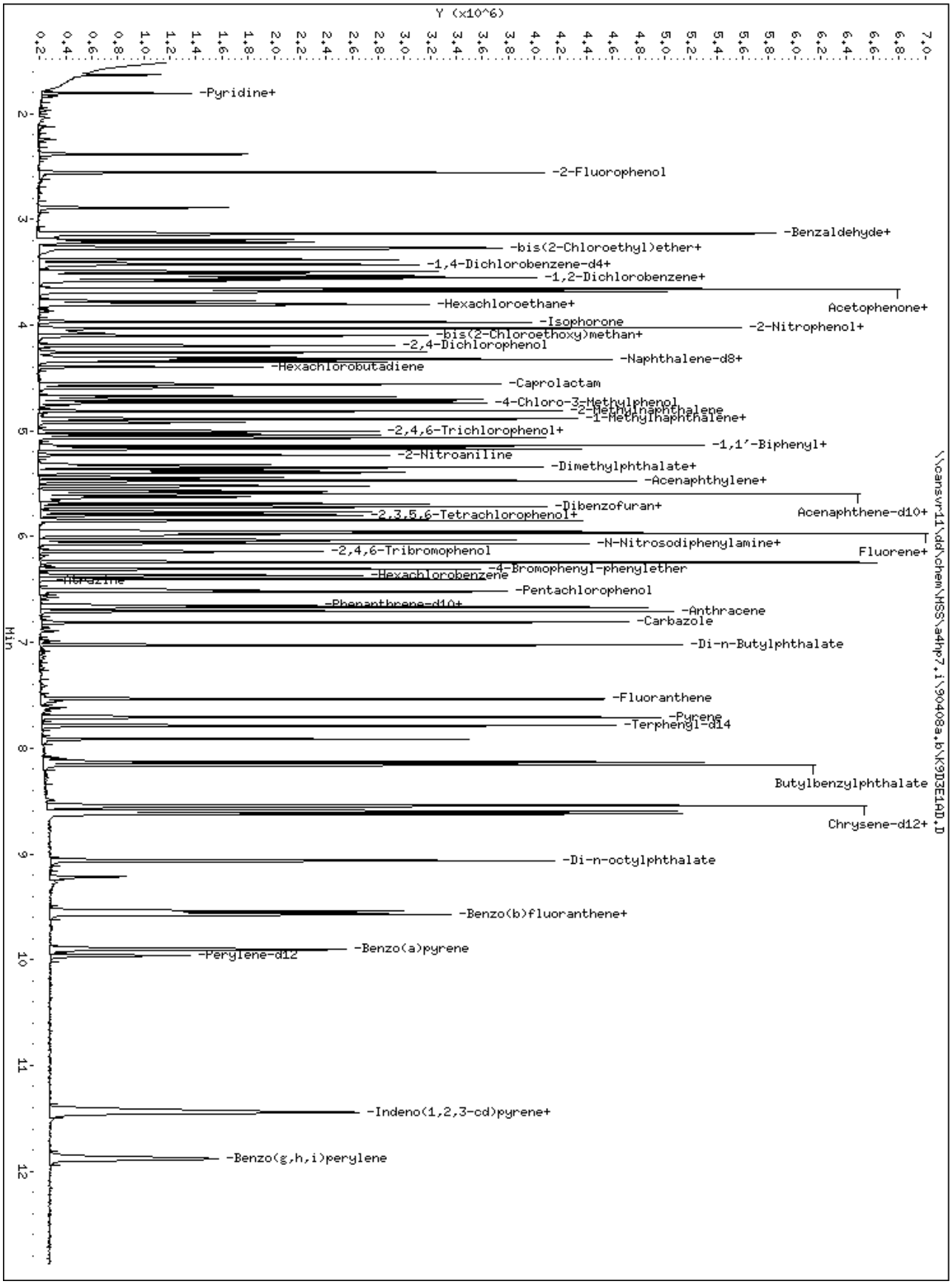
Y (x10^6)
Min
-Pyridine+
-2-Fluorophenol
-Benzaldehyde+
-bis(2-Chloroethyl)ether+
-1,4-Dichlorobenzene-d4+
-1,2-Dichlorobenzene+
-Hexachloroethane+
Acetophenone+
-Isophorone
-2-Nitrophenol+
-bis(2-Chloroethoxy)methan+
-2,4-Dichlorophenol
-Naphthalene-d8+
-Hexachlorobutadiene
-Caprolactam
-4-Chloro-3-Methylphenol
-2-Methylnaphthalene
-1-Methylhaphthalene+
-2,4,6-Trichlorophenol+
-1,1'-Biphenyl+
-2-Nitroaniline
-Dimethylphthalate+
-Acenaphthylene+
-Dibenzofuran+
Acenaphthene-d10+
-2,3,5,6-Tetrachlorophenol+
-N-Nitrosodiphenylamine+
Fluorene+
-2,4,6-Tribromophenol
-4-Bromophenyl-phenylether
-Hexachlorobenzene
-Hbrazine
-Pentachlorophenol
-Phenanthrene-d10+
-Anthracene
-Carbazole
-Di-n-Butylphthalate
-Fluoranthene
-Pyrene
-Terphenyl-d14
Butylbenzylphthalate
Chrysene-d12+
-Di-n-octylphthalate
-Benzo(b)fluoranthene+
-Benzo(a)pyrene
-Perylene-d12
-Indeno(1,2,3-cd)pyrene+
-Benzo(g,h,i)perylene
\\cansvr11\dd\chem\HSS\a4hp7.i\90408a.b\K9D3E14D.D

Data File Name: K9D3E1AD.D
Inj. Date and Time: 08-APR-2009 10:36
Instrument ID: a4hp7.i
Client ID: INTRA-LAB CHECK
Compound Name: Benzoic Acid
CAS #: 65-85-0
Report Date: 04/09/2009

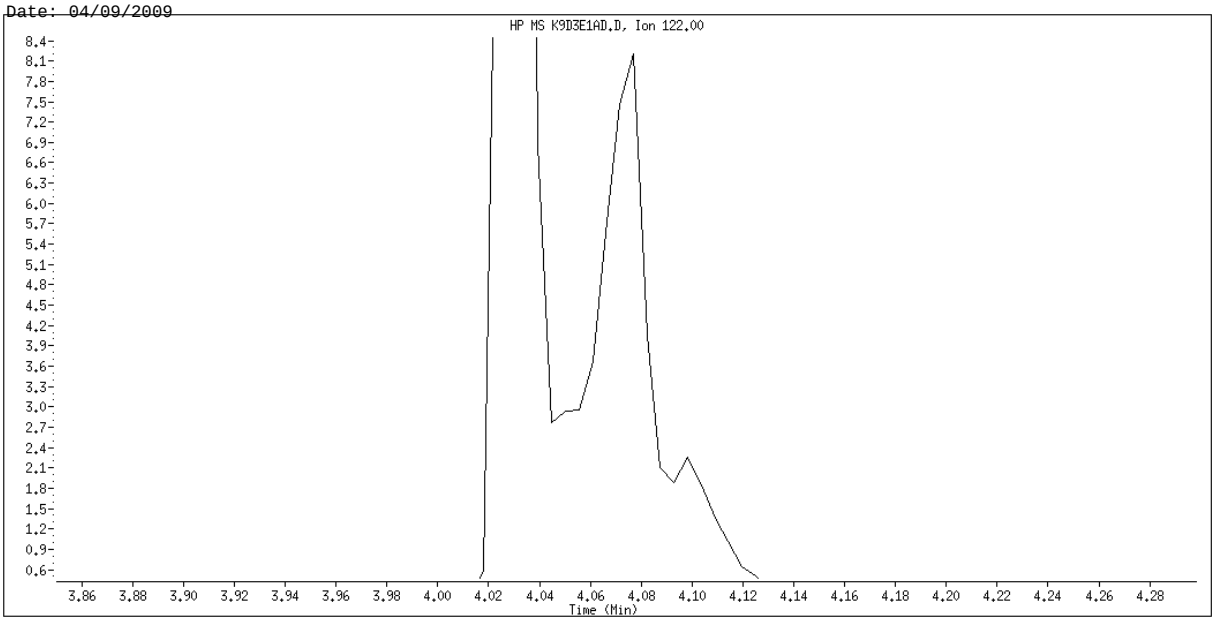

Original Integration

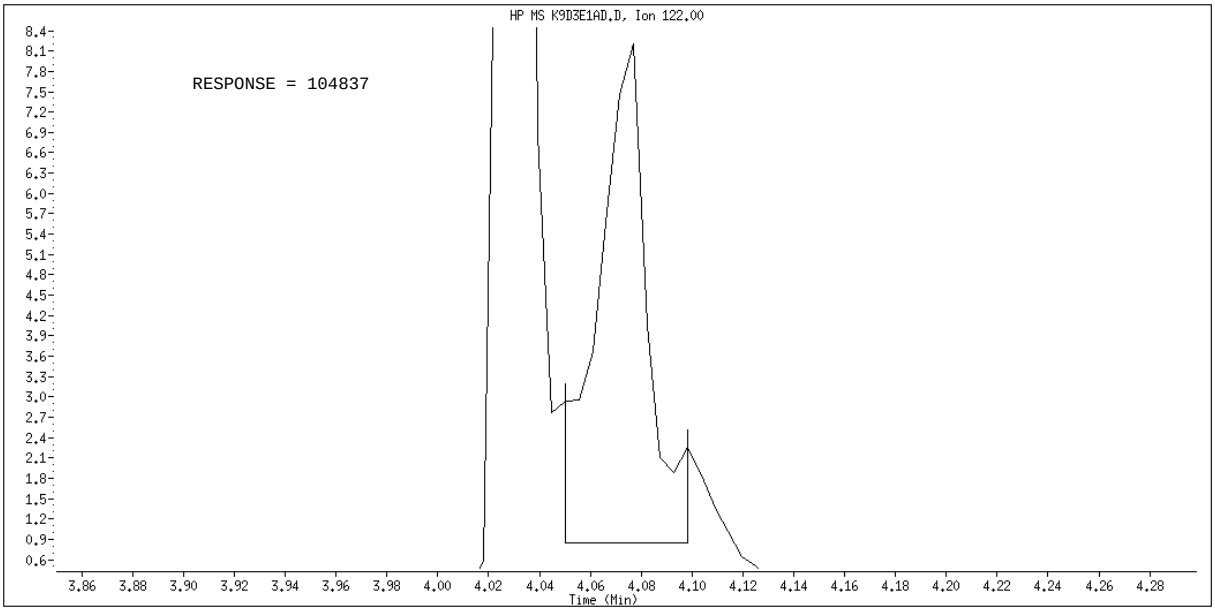

Manual Integration

Manually Integrated By: gruberj
Manual Integration Reason: Peak not found

LABORATORY CONTROL SAMPLE EVALUATION REPORT

GC/MS Semivolatiles

Client Lot #...: A9C310174 **Work Order #...:** K9EL91AC **Matrix.....:** SOLID
LCS Lot-Sample#: A9D010000-239
Prep Date.....: 04/01/09 **Analysis Date..:** 04/08/09
Prep Batch #...: 9091239
Dilution Factor: 1 **Final Wgt/Vol..:** 2 mL
Initial Wgt/Vol: 30 g

PARAMETER	PERCENT RECOVERY	RECOVERY LIMITS	METHOD
1,2,4-Trichloro-benzene	91	(30 - 120)	SW846 8270C
Acenaphthene	89	(30 - 135)	SW846 8270C
2,4-Dinitrotoluene	109	(34 - 154)	SW846 8270C
Pyrene	98	(32 - 147)	SW846 8270C
N-Nitrosodi-n-propyl-amine	101	(35 - 147)	SW846 8270C
1,4-Dichlorobenzene	104	(34 - 123)	SW846 8270C
Pentachlorophenol	84	(30 - 160)	SW846 8270C
Phenol	95	(30 - 120)	SW846 8270C
2-Chlorophenol	95	(30 - 115)	SW846 8270C
4-Chloro-3-methylphenol	96	(30 - 125)	SW846 8270C
4-Nitrophenol	100	(36 - 147)	SW846 8270C
1,2-Dichlorobenzene	96	(30 - 115)	SW846 8270C
1,3-Dichlorobenzene	94	(30 - 115)	SW846 8270C
2,4,5-Trichloro-phenol	94	(34 - 128)	SW846 8270C
4-Nitroaniline	102	(30 - 148)	SW846 8270C
Acenaphthylene	92	(33 - 120)	SW846 8270C
Anthracene	100	(35 - 122)	SW846 8270C
Benzo(a)anthracene	104	(33 - 139)	SW846 8270C
Benzo(a)pyrene	95	(30 - 144)	SW846 8270C
Benzo(b)fluoranthene	112	(30 - 140)	SW846 8270C
Benzo(ghi)perylene	107	(30 - 146)	SW846 8270C
Benzo(k)fluoranthene	94	(30 - 150)	SW846 8270C
bis(2-Chloroethoxy) methane	96	(30 - 126)	SW846 8270C
bis(2-Chloroethyl)-ether	98	(30 - 121)	SW846 8270C
bis(2-Chloroisopropyl) ether	100	(30 - 131)	SW846 8270C
bis(2-Ethylhexyl) phthalate	107	(34 - 149)	SW846 8270C

(Continued on next page)

LABORATORY CONTROL SAMPLE EVALUATION REPORT

GC/MS Semivolatiles

Client Lot #...: A9C310174 **Work Order #...:** K9EL91AC **Matrix.....:** SOLID
LCS Lot-Sample#: A9D010000-239

PARAMETER	PERCENT RECOVERY	RECOVERY LIMITS	METHOD
2,4,6-Trichloro-phenol	91	(35 - 120)	SW846 8270C
2,4-Dichlorophenol	92	(32 - 121)	SW846 8270C
2,4-Dimethylphenol	59	(33 - 119)	SW846 8270C
2,4-Dinitrophenol	71	(34 - 160)	SW846 8270C
2,6-Dinitrotoluene	99	(32 - 133)	SW846 8270C
2-Chloronaphthalene	92	(32 - 115)	SW846 8270C
2-Methylnaphthalene	108	(30 - 120)	SW846 8270C
2-Methylphenol	88	(30 - 123)	SW846 8270C
2-Nitroaniline	103	(30 - 148)	SW846 8270C
2-Nitrophenol	96	(30 - 126)	SW846 8270C
3,3'-Dichlorobenzidine	68	(31 - 137)	SW846 8270C
3-Nitroaniline	92	(30 - 135)	SW846 8270C
4,6-Dinitro-2-methylphenol	92	(30 - 160)	SW846 8270C
4-Bromophenyl phenyl ether	100	(34 - 120)	SW846 8270C
4-Chloroaniline	64	(32 - 121)	SW846 8270C
4-Chlorophenyl phenyl ether	95	(33 - 118)	SW846 8270C
Butyl benzyl phthalate	106	(30 - 153)	SW846 8270C
Carbazole	101	(30 - 142)	SW846 8270C
Chrysene	96	(33 - 142)	SW846 8270C
Dibenzo(a,h)anthracene	103	(34 - 148)	SW846 8270C
Dibenzofuran	91	(34 - 120)	SW846 8270C
Diethyl phthalate	99	(32 - 126)	SW846 8270C
Dimethyl phthalate	97	(36 - 124)	SW846 8270C
Di-n-octyl phthalate	100	(50 - 160)	SW846 8270C
Fluoranthene	104	(32 - 122)	SW846 8270C
Fluorene	94	(32 - 127)	SW846 8270C
Hexachlorobenzene	93	(32 - 127)	SW846 8270C
Hexachlorobutadiene	86	(30 - 118)	SW846 8270C
Hexachloroethane	95	(30 - 115)	SW846 8270C
Isophorone	95	(34 - 115)	SW846 8270C
Naphthalene	91	(30 - 115)	SW846 8270C
Nitrobenzene	94	(30 - 115)	SW846 8270C
N-Nitrosodiphenylamine	98	(50 - 134)	SW846 8270C

(Continued on next page)

LABORATORY CONTROL SAMPLE EVALUATION REPORT

GC/MS Semivolatiles

Client Lot #...: A9C310174 **Work Order #...:** K9EL91AC **Matrix.....:** SOLID
LCS Lot-Sample#: A9D010000-239

PARAMETER	PERCENT RECOVERY	RECOVERY LIMITS	METHOD
Phenanthrene	**96**	**(35 - 119)**	**SW846 8270C**
Indeno(1,2,3-cd)pyrene	**107**	**(34 - 147)**	**SW846 8270C**
Di-n-butyl phthalate	**104**	**(36 - 135)**	**SW846 8270C**
Hexachlorocyclopenta-diene	**75**	**(30 - 123)**	**SW846 8270C**
Benzoic acid	**48**	**(30 - 160)**	**SW846 8270C**
Benzyl alcohol	**87**	**(30 - 117)**	**SW846 8270C**

SURROGATE	PERCENT RECOVERY	RECOVERY LIMITS
Nitrobenzene-d5	85	(50 - 150)
2-Fluorobiphenyl	81	(50 - 150)
Terphenyl-d14	103	(50 - 150)
Phenol-d5	93	(50 - 150)
2-Fluorophenol	99	(50 - 150)
2,4,6-Tribromophenol	91	(50 - 150)

NOTE(S):

Calculations are performed before rounding to avoid round-off errors in calculated results.

Bold print denotes control parameters

LABORATORY CONTROL SAMPLE DATA REPORT

GC/MS Semivolatiles

Client Lot #...: A9C310174 **Work Order #...:** K9EL91AC **Matrix.....:** SOLID
LCS Lot-Sample#: A9D010000-239
Prep Date.....: 04/01/09 **Analysis Date..:** 04/08/09
Prep Batch #...: 9091239
Dilution Factor: 1 **Final Wgt/Vol..:** 2 mL
Initial Wgt/Vol: 30 g

PARAMETER	SPIKE AMOUNT	MEASURED AMOUNT	UNITS	PERCENT RECOVERY	METHOD
1,2,4-Trichloro-benzene	670	610	ug/kg	91	SW846 8270C
Acenaphthene	670	600	ug/kg	89	SW846 8270C
2,4-Dinitrotoluene	670	720	ug/kg	109	SW846 8270C
Pyrene	670	660	ug/kg	98	SW846 8270C
N-Nitrosodi-n-propyl-amine	670	670	ug/kg	101	SW846 8270C
1,4-Dichlorobenzene	670	690	ug/kg	104	SW846 8270C
Pentachlorophenol	670	560	ug/kg	84	SW846 8270C
Phenol	670	640	ug/kg	95	SW846 8270C
2-Chlorophenol	670	640	ug/kg	95	SW846 8270C
4-Chloro-3-methylphenol	670	640	ug/kg	96	SW846 8270C
4-Nitrophenol	670	660	ug/kg	100	SW846 8270C
1,2-Dichlorobenzene	670	640	ug/kg	96	SW846 8270C
1,3-Dichlorobenzene	670	630	ug/kg	94	SW846 8270C
2,4,5-Trichloro-phenol	670	630	ug/kg	94	SW846 8270C
4-Nitroaniline	670	680	ug/kg	102	SW846 8270C
Acenaphthylene	670	610	ug/kg	92	SW846 8270C
Anthracene	670	670	ug/kg	100	SW846 8270C
Benzo(a)anthracene	670	700	ug/kg	104	SW846 8270C
Benzo(a)pyrene	670	630	ug/kg	95	SW846 8270C
Benzo(b)fluoranthene	670	740	ug/kg	112	SW846 8270C
Benzo(ghi)perylene	670	710	ug/kg	107	SW846 8270C
Benzo(k)fluoranthene	670	630	ug/kg	94	SW846 8270C
bis(2-Chloroethoxy) methane	670	640	ug/kg	96	SW846 8270C
bis(2-Chloroethyl)-ether	670	650	ug/kg	98	SW846 8270C
bis(2-Chloroisopropyl) ether	670	670	ug/kg	100	SW846 8270C
bis(2-Ethylhexyl) phthalate	670	710	ug/kg	107	SW846 8270C

(Continued on next page)

LABORATORY CONTROL SAMPLE DATA REPORT

GC/MS Semivolatiles

Client Lot #...: A9C310174 **Work Order #...:** K9EL91AC **Matrix.....:** SOLID
LCS Lot-Sample#: A9D010000-239

PARAMETER	SPIKE AMOUNT	MEASURED AMOUNT	UNITS	PERCENT RECOVERY	METHOD
2,4,6-Trichloro-phenol	670	600	ug/kg	91	SW846 8270C
2,4-Dichlorophenol	670	610	ug/kg	92	SW846 8270C
2,4-Dimethylphenol	670	390	ug/kg	59	SW846 8270C
2,4-Dinitrophenol	670	470	ug/kg	71	SW846 8270C
2,6-Dinitrotoluene	670	660	ug/kg	99	SW846 8270C
2-Chloronaphthalene	670	610	ug/kg	92	SW846 8270C
2-Methylnaphthalene	670	720	ug/kg	108	SW846 8270C
2-Methylphenol	670	590	ug/kg	88	SW846 8270C
2-Nitroaniline	670	680	ug/kg	103	SW846 8270C
2-Nitrophenol	670	640	ug/kg	96	SW846 8270C
3,3'-Dichlorobenzidine	670	460	ug/kg	68	SW846 8270C
3-Nitroaniline	670	610	ug/kg	92	SW846 8270C
4,6-Dinitro-2-methylphenol	670	610	ug/kg	92	SW846 8270C
4-Bromophenyl phenyl ether	670	670	ug/kg	100	SW846 8270C
4-Chloroaniline	670	430	ug/kg	64	SW846 8270C
4-Chlorophenyl phenyl ether	670	630	ug/kg	95	SW846 8270C
Butyl benzyl phthalate	670	710	ug/kg	106	SW846 8270C
Carbazole	670	670	ug/kg	101	SW846 8270C
Chrysene	670	640	ug/kg	96	SW846 8270C
Dibenzo(a,h)anthracene	670	690	ug/kg	103	SW846 8270C
Dibenzofuran	670	610	ug/kg	91	SW846 8270C
Diethyl phthalate	670	660	ug/kg	99	SW846 8270C
Dimethyl phthalate	670	640	ug/kg	97	SW846 8270C
Di-n-octyl phthalate	670	670	ug/kg	100	SW846 8270C
Fluoranthene	670	690	ug/kg	104	SW846 8270C
Fluorene	670	620	ug/kg	94	SW846 8270C
Hexachlorobenzene	670	620	ug/kg	93	SW846 8270C
Hexachlorobutadiene	670	570	ug/kg	86	SW846 8270C
Hexachloroethane	670	640	ug/kg	95	SW846 8270C
Isophorone	670	630	ug/kg	95	SW846 8270C
Naphthalene	670	610	ug/kg	91	SW846 8270C
Nitrobenzene	670	620	ug/kg	94	SW846 8270C
N-Nitrosodiphenylamine	670	650	ug/kg	98	SW846 8270C

(Continued on next page)

LABORATORY CONTROL SAMPLE DATA REPORT

GC/MS Semivolatiles

Client Lot #...: A9C310174 **Work Order #...:** K9EL91AC **Matrix.....:** SOLID
LCS Lot-Sample#: A9D010000-239

PARAMETER	SPIKE AMOUNT	MEASURED AMOUNT	UNITS	PERCENT RECOVERY	METHOD
Phenanthrene	**670**	**640**	**ug/kg**	**96**	**SW846 8270C**
Indeno(1,2,3-cd)pyrene	**670**	**710**	**ug/kg**	**107**	**SW846 8270C**
Di-n-butyl phthalate	**670**	**690**	**ug/kg**	**104**	**SW846 8270C**
Hexachlorocyclopenta-diene	**670**	**500**	**ug/kg**	**75**	**SW846 8270C**
Benzoic acid	**670**	**320**	**ug/kg**	**48**	**SW846 8270C**
Benzyl alcohol	**670**	**580**	**ug/kg**	**87**	**SW846 8270C**

SURROGATE	PERCENT RECOVERY	RECOVERY LIMITS
Nitrobenzene-d5	85	(50 - 150)
2-Fluorobiphenyl	81	(50 - 150)
Terphenyl-d14	103	(50 - 150)
Phenol-d5	93	(50 - 150)
2-Fluorophenol	99	(50 - 150)
2,4,6-Tribromophenol	91	(50 - 150)

NOTE(S):

Calculations are performed before rounding to avoid round-off errors in calculated results.

Bold print denotes control parameters

TestAmerica North Canton

Semivolatile REPORT SW-846 Method 8270

Data file : \\cansvr11\dd\chem\MSS\a4hp7.i\90408a.b\K9EL91AC.D
Lab Smp Id: k9el91ac Client Smp ID: INTRA-LAB CHECK
Inj Date : 08-APR-2009 11:15
Operator : 001710 Inst ID: a4hp7.i
Smp Info : k9el91ac,90408a.b,8270C-625,1-827042d.sub
Misc Info :
Comment   :
Method   : \\cansvr11\dd\chem\MSS\a4hp7.i\90408a.b\8270C-625.m
Meth Date : 09-Apr-2009 14:44 gruberj Quant Type: ISTD
Cal Date : 01-APR-2009 17:51 Cal File: 7SMH0401.D
Als bottle: 8 QC Sample: METHOD SPIKE
Dil Factor: 1.00000
Integrator: HP RTE Compound Sublist: 1-827042d.sub
Target Version: 4.14
Processing Host: CANPMSSV01

Concentration Formula: Amt * DF * Uf * Vt/(Vi * Ws *) * CpndVariable

Name	Value	Description
DF	1.000	Dilution Factor
Uf	1.000	ng unit correction factor
Vt	2000.000	Volume of final extract (uL)(1000 low, 2
Vi	0.50000	Volume injected (uL)
Ws	30.000	Weight of sample extracted (g)
Cpnd Variable		Local Compound Variable

Compounds	QUANT SIG MASS	RT	EXP RT	REL RT	RESPONSE	CONCENTRATIONS ON-COLUMN (NG)	FINAL (ug/kg)
* 1 1,4-Dichlorobenzene-d4	152	3.413	3.418	(1.000)	136070	2.00000	
* 2 Naphthalene-d8	136	4.306	4.306	(1.000)	575709	2.00000	
* 3 Acenaphthene-d10	164	5.569	5.569	(1.000)	319992	2.00000	
* 4 Phenanthrene-d10	188	6.649	6.649	(1.000)	511547	2.00000	
* 5 Chrysene-d12	240	8.601	8.607	(1.000)	430369	2.00000	
* 6 Perylene-d12	264	9.960	9.965	(1.000)	402112	2.00000	
9 Pyridine	79	1.846	1.830	(0.541)	447792	3.57750	477.00
10 N-Nitrosodimethylamine	74	1.814	1.808	(0.532)	347476	5.14945	686.59(R)
11 Ethyl methacrylate	69	Compound Not Detected.					
12 3-Chloropropionitrile	54	Compound Not Detected.					
13 Malononitrile	66	Compound Not Detected.					
209 Benzaldehyde	77	3.124	3.130	(0.915)	470065	5.94327	792.44(R)
21 Aniline	93	3.189	3.194	(0.934)	488026	2.60518	347.36
22 Phenol	94	3.146	3.140	(0.922)	759646	4.76659	635.54
23 bis(2-Chloroethyl)ether	93	3.215	3.221	(0.942)	611047	4.89433	652.58(R)
24 2-Chlorophenol	128	3.279	3.279	(0.961)	429768	4.77242	636.32
26 1,3-Dichlorobenzene	146	3.381	3.381	(0.991)	419708	4.70378	627.17(R)
27 1,4-Dichlorobenzene	146	3.429	3.429	(1.005)	424826	5.18391	691.19(R)

28	1,2-Dichlorobenzene	146	3.536	3.536 (1.036)	410634	4.79663	639.55(R)
29	Benzyl Alcohol	108	3.493	3.493 (1.024)	295289	4.37192	582.92

	Compounds	QUANT SIG MASS	RT	EXP RT	REL RT	RESPONSE	CONCENTRATIONS ON-COLUMN (NG)	FINAL (ug/kg)
30	2-Methylphenol	108	3.558	3.552	(1.042)	448810	4.42146	589.53
31	bis(2-Chloroisopropyl)ether	45	3.574	3.579	(1.047)	427702	5.01068	668.09
37	Acetophenone	105	3.681	3.686	(1.078)	715368	4.53034	604.04
32	N-Nitroso-di-n-propylamine	70	3.670	3.675	(1.075)	514731	5.02812	670.42
192	4-Methylphenol	108	3.659	3.659	(1.072)	1051177	9.64304	1285.7(R)
34	Hexachloroethane	117	3.772	3.771	(1.105)	190506	4.77431	636.57(R)
35	Nitrobenzene	77	3.804	3.809	(0.883)	725858	4.68687	624.92
41	Isophorone	82	3.964	3.969	(0.921)	1300032	4.74152	632.20
42	2-Nitrophenol	139	4.028	4.028	(0.935)	243773	4.81803	642.40(Q)
43	2,4-Dimethylphenol	107	4.028	4.028	(0.935)	379410	2.95320	393.76
44	bis(2-Chloroethoxy)methane	93	4.098	4.098	(0.952)	695349	4.77715	636.95
46	2,4-Toluenediamene	121	Compound Not Detected.					
47	1,3,5-Trichlorobenzene	180	Compound Not Detected.					
48	2,4-Dichlorophenol	162	4.194	4.194	(0.974)	320439	4.60293	613.72
49	Benzoic Acid	122	4.082	4.114	(0.948)	114257	2.38675	318.23(QM)
50	1,2,4-Trichlorobenzene	180	4.258	4.258	(0.989)	358364	4.54516	606.02
51	Naphthalene	128	4.322	4.322	(1.004)	1282135	4.56906	609.21
52	4-Chloroaniline	127	4.344	4.344	(1.009)	381648	3.20772	427.70
56	Hexachlorobutadiene	225	4.392	4.397	(1.020)	180309	4.29772	573.03
210	Caprolactam	113	4.595	4.600	(1.067)	150669	4.06908	542.54
57	1,2,3-Trichlorobenzene	180	Compound Not Detected.					
59	4-Chloro-3-Methylphenol	107	4.675	4.675	(1.086)	524041	4.81092	641.46
62	2-Methylnaphthalene	142	4.815	4.814	(1.118)	817195	5.39020	718.69(R)
63	1-Methylnaphthalene	142	4.884	4.884	(1.134)	806631	4.68489	624.65
64	Hexachlorocyclopentadiene	237	4.922	4.921	(0.884)	185871	3.73886	498.52
66	2,4,6-Trichlorophenol	196	5.007	5.007	(0.899)	240214	4.53019	604.02
67	2,4,5-Trichlorophenol	196	5.034	5.039	(0.904)	264358	4.71595	628.79
211	1,1'-Biphenyl	154	5.141	5.141	(0.923)	973731	4.32504	576.67
68	1,2,3,5-Tetrachlorobenzene	216	Compound Not Detected.					
70	2-Chloronaphthalene	162	5.168	5.167	(0.928)	763205	4.60804	614.40
73	2-Nitroaniline	65	5.226	5.226	(0.939)	412548	5.13097	684.13
74	1,2,3,4-Tetrachlorobenzene	216	Compound Not Detected.					
76	Dimethylphthalate	163	5.344	5.344	(0.960)	917002	4.82547	643.40
78	2,6-Dinitrotoluene	165	5.392	5.397	(0.968)	220866	4.97089	662.78(QM)
79	Acenaphthylene	152	5.472	5.472	(0.983)	1283316	4.58110	610.81
80	1,2-Dinitrobenzene	168	5.440	5.440	(0.977)	112805	5.18820	691.76(R)
81	3-Nitroaniline	138	5.521	5.526	(0.991)	219357	4.60474	613.96
82	Acenaphthene	153	5.595	5.595	(1.005)	794260	4.46777	595.70
83	2,4-Dinitrophenol	184	5.595	5.601	(1.005)	107421	3.52565	470.09(Q)
85	4-Nitrophenol	109	5.622	5.627	(1.010)	191669	4.97938	663.92
86	Dibenzofuran	168	5.718	5.718	(1.027)	1096905	4.57096	609.46
87	2,4-Dinitrotoluene	165	5.686	5.686	(1.021)	304303	5.42509	723.34
91	2,3,5,6-Tetrachlorophenol	232	5.767	5.766	(1.036)	185971	4.44431	592.58
93	Diethylphthalate	149	5.847	5.847	(1.050)	973891	4.93138	657.52
94	Fluorene	166	5.964	5.964	(1.071)	929151	4.68041	624.05
95	4-Chlorophenyl-phenylether	204	5.948	5.948	(1.068)	429069	4.73358	631.14
96	4-Nitroaniline	138	5.964	5.964	(1.071)	268580	5.10661	680.88
98	4,6-Dinitro-2-methylphenol	198	5.981	5.986	(0.899)	177588	4.60159	613.54
99	N-Nitrosodiphenylamine	169	6.029	6.034	(0.907)	681711	4.91220	654.96
100	1,2-Diphenylhydrazine	77	6.066	6.066	(0.912)	1541273	4.78034	637.38
106	4-Bromophenyl-phenylether	248	6.307	6.307	(0.949)	222685	5.01093	668.12
107	Hexachlorobenzene	284	6.366	6.366	(0.957)	198342	4.64786	619.71

212 Atrazine	200	6.403	6.403 (0.963)	265708	6.70171	893.56(R)
111 Pentachlorophenol	266	6.505	6.505 (0.978)	127597	4.21795	562.39

Compounds	QUANT SIG MASS	RT	EXP RT	REL RT	RESPONSE	CONCENTRATIONS ON-COLUMN (NG)	FINAL (ug/kg)
115 Phenanthrene	178	6.665	6.670	(1.002)	1390518	4.81673	642.23
116 Anthracene	178	6.703	6.708	(1.008)	1398397	4.99089	665.45
119 Carbazole	167	6.810	6.809	(1.024)	1306810	5.06011	674.68(R)
120 Di-n-Butylphthalate	149	7.024	7.023	(1.056)	1696591	5.19693	692.92
123 Fluoranthene	202	7.532	7.537	(1.133)	1484325	5.17914	690.55
124 Benzidine	184	Compound Not Detected.					
125 Pyrene	202	7.703	7.708	(0.896)	1487590	4.91527	655.37
131 Butylbenzylphthalate	149	8.125	8.131	(0.945)	746076	5.30460	707.28
133 3,3'-Dimethoxybenzidine	244	Compound Not Detected.					
135 3,3'-Dichlorobenzidine	252	8.548	8.558	(0.994)	313072	3.41911	455.88
136 Benzo(a)Anthracene	228	8.591	8.601	(0.999)	1504363	5.21722	695.63
137 Chrysene	228	8.623	8.628	(1.002)	1307796	4.80274	640.36
138 4,4'-Methylene bis(o-chloroan	231	Compound Not Detected.					
139 bis(2-ethylhexyl)Phthalate	149	8.537	8.548	(0.993)	1053413	5.35236	713.65
140 Di-n-octylphthalate	149	9.061	9.067	(0.910)	1767034	5.00586	667.45
141 Benzo(b)fluoranthene	252	9.543	9.548	(0.958)	1463773	5.58340	744.45(R)
142 Benzo(k)fluoranthene	252	9.569	9.575	(0.961)	1216954	4.68766	625.02
146 Benzo(a)pyrene	252	9.901	9.906	(0.994)	1114595	4.73960	631.95
149 Indeno(1,2,3-cd)pyrene	276	11.431	11.447	(1.148)	1284245	5.34265	712.35
150 Dibenz(a,h)anthracene	278	11.442	11.452	(1.149)	1068794	5.15581	687.44
151 Benzo(g,h,i)perylene	276	11.875	11.891	(1.192)	1071120	5.32516	710.02
198 1,4-Dioxane	88	1.653	1.632	(0.485)	103458	2.47835	330.45
$ 154 Nitrobenzene-d5	82	3.793	3.793	(0.881)	648454	4.25212	566.95
$ 155 2-Fluorobiphenyl	172	5.066	5.066	(0.910)	783676	4.03288	537.72
$ 156 Terphenyl-d14	244	7.788	7.788	(0.905)	912880	5.17315	689.75
$ 157 Phenol-d5	99	3.140	3.135	(0.920)	989829	7.00039	933.38
$ 158 2-Fluorophenol	112	2.573	2.557	(0.754)	681702	7.39113	985.48
$ 159 2,4,6-Tribromophenol	330	6.141	6.141	(1.103)	113958	6.79478	905.97
$ 186 2-Chlorophenol-d4	132	3.269	3.269	(0.958)	588554	7.49490	999.32
$ 187 1,2-Dichlorobenzene-d4	152	3.526	3.525	(1.033)	240916	4.47487	596.65
M 195 Cresols, total	100				1499987	14.0645	1875.3
101 Diphenylamine	169	6.029	6.034	(0.907)	681711	4.91220	654.96

QC Flag Legend

Q - Qualifier signal failed the ratio test.
R - Spike/Surrogate failed recovery limits.
M - Compound response manually integrated.

TestAmerica North Canton

INTERNAL STANDARD COMPOUNDS
AREA AND RT SUMMARY

Instrument ID: a4hp7.i
Lab File ID: K9EL91AC.D
Lab Smp Id: k9el91ac
Analysis Type: SV
Quant Type: ISTD
Operator: 001710
Method File: \\cansvr11\dd\chem\MSS\a4hp7.i\90408a.b\8270C-625.m
Misc Info:

Calibration Date: 08-APR-2009
Calibration Time: 09:12
Client Smp ID: INTRA-LAB CHECK
Level: LOW
Sample Type: SOIL

		AREA LIMIT			
COMPOUND	STANDARD	LOWER	UPPER	SAMPLE	%DIFF
1 1,4-Dichlorobenze	158685	79343	317370	136070	-14.25
2 Naphthalene-d8	644503	322252	1289006	575709	-10.67
3 Acenaphthene-d10	340284	170142	680568	319992	-5.96
4 Phenanthrene-d10	541642	270821	1083284	511547	-5.56
5 Chrysene-d12	453136	226568	906272	430369	-5.02
6 Perylene-d12	432956	216478	865912	402112	-7.12

		RT LIMIT			
COMPOUND	STANDARD	LOWER	UPPER	SAMPLE	%DIFF
1 1,4-Dichlorobenze	3.42	2.92	3.92	3.41	-0.15
2 Naphthalene-d8	4.31	3.81	4.81	4.31	0.00
3 Acenaphthene-d10	5.57	5.07	6.07	5.57	0.00
4 Phenanthrene-d10	6.65	6.15	7.15	6.65	0.00
5 Chrysene-d12	8.61	8.11	9.11	8.60	-0.06
6 Perylene-d12	9.97	9.47	10.47	9.96	-0.05

AREA UPPER LIMIT = +100% of internal standard area.
AREA LOWER LIMIT = - 50% of internal standard area.
RT UPPER LIMIT = + 0.50 minutes of internal standard RT.
RT LOWER LIMIT = - 0.50 minutes of internal standard RT.

Data File: \\cansvr11\dd\chem\MSS\a4hp7.i\90408a.b\K9EL91AC.D
Date : 08-APR-2009 11:15
Client ID: INTRA-LAB CHECK
Sample Info: k9el91ac,90408a,b,8270C-625,1-8270d2d.sub
Volume Injected (uL): 0.5
Column phase: db5.625
Instrument: a4hp7.i
Operator: 001710
Column diameter: 0.32
\\cansvr11\dd\chem\MSS\a4hp7.i\90408a.b\K9EL91AC.D
Y (x10^7)
Min
-1,4-Dioxane
-Pyridine+
-2-Fluorophenol
-Benzaldehyde+
-bis(2-Chloroethyl)ether+
-1,4-Dichlorobenzene-d4+
-1,2-Dichlorobenzene+
-Acetophenone+
-Hexachloroethane+
-Isophorone
-2-Nitrophenol+
-2,4-Dichlorophenol
-Naphthalene-d8+
-Hexachlorobutadiene
-Caprolactam
-4-Chloro-3-Methylphenol
-2-Methylnaphthalene
-1-Methylnaphthalene+
-2,4,6-Trichlorophenol+
-1,1'-Biphenyl+
-2-Nitroaniline
-Dimethylphthalate+
-Acenaphthylene+
-Acenaphthene-d10+
-Dibenzofuran+
-2,3,5,6-Tetrachlorophenol+
-Fluorene+
-N-Nitrosodiphenylamine+
-2,4,6-Tribromophenol
-4-Bromophenyl-phenylether
-Hexachlorobenzene+
-Pentachlorophenol
-Phenanthrene-d10+
-Anthracene
-Carbazole
-Di-n-Butylphthalate
-Fluoranthene
-Pyrene
-Terphenyl-d14
-Butylbenzylphthalate
-Chrysene-d12+
-Di-n-octylphthalate
-Benzo(b)fluoranthene+
-Benzo(a)pyrene
-Perylene-d12
-Indeno(1,2,3-cd)pyrene+
-Benzo(g,h,i)perylene

Data File Name: K9EL91AC.D
Inj. Date and Time: 08-APR-2009 11:15
Instrument ID: a4hp7.i
Client ID: INTRA-LAB CHECK
Compound Name: Benzoic Acid
CAS #: 65-85-0
Report Date: 04/09/2009

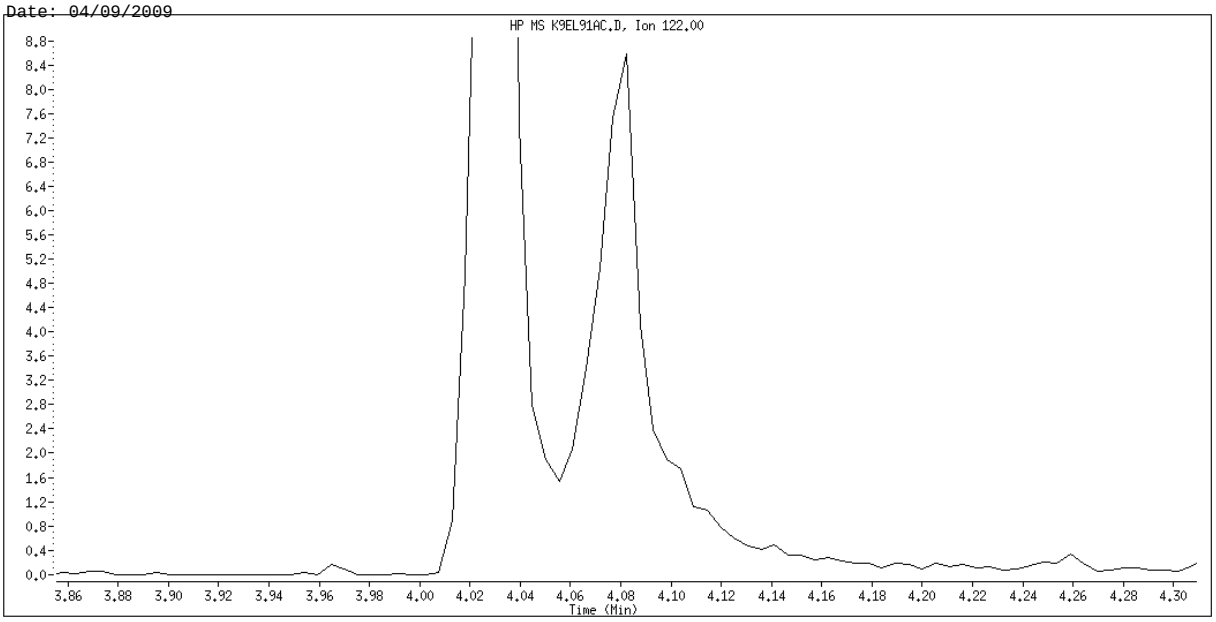

Original Integration

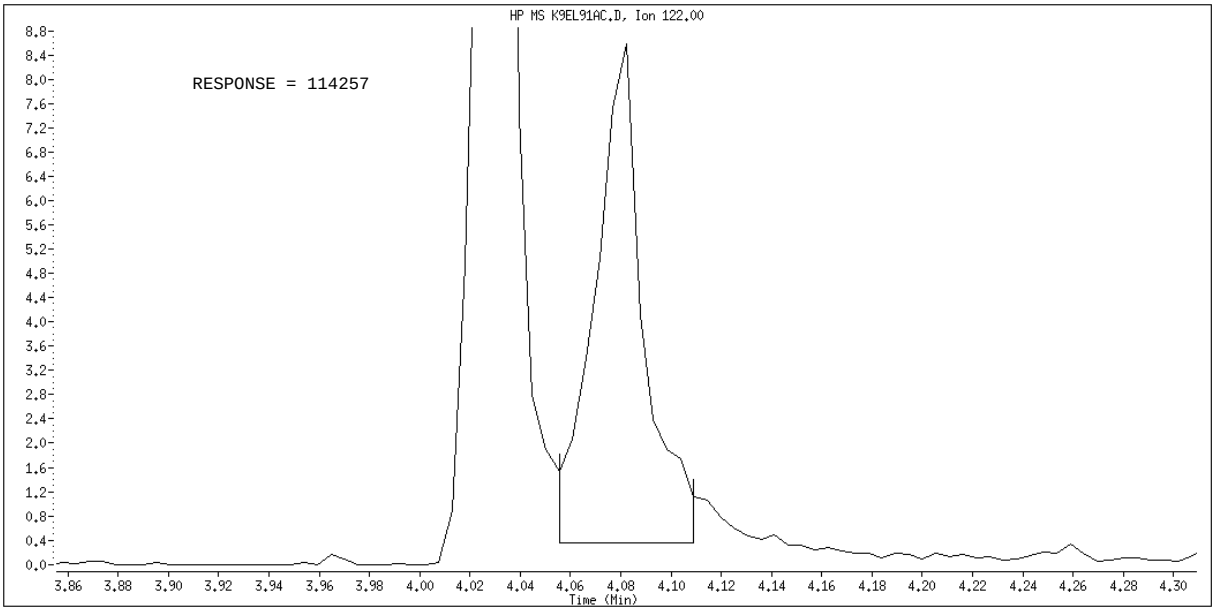

Manual Integration

Manually Integrated By: gruberj
Manual Integration Reason: Peak not found

Data File Name: K9EL91AC.D
Inj. Date and Time: 08-APR-2009 11:15
Instrument ID: a4hp7.i
Client ID: INTRA-LAB CHECK
Compound Name: 2,6-Dinitrotoluene
CAS #: 606-20-2
Report Date: 04/09/2009

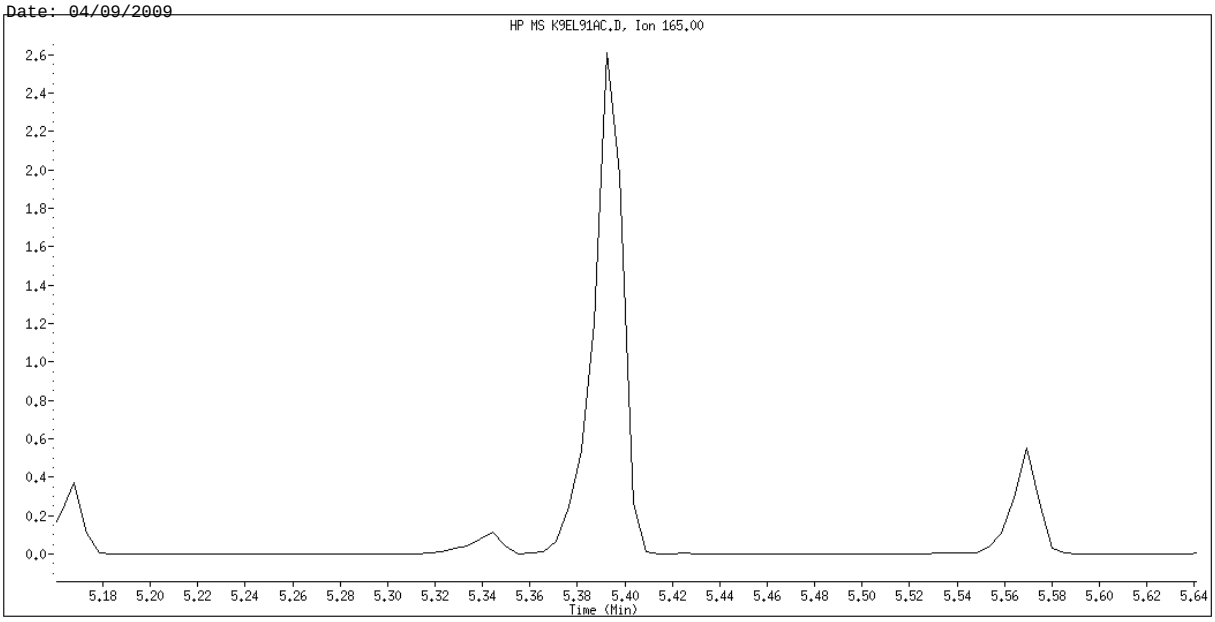

Original Integration

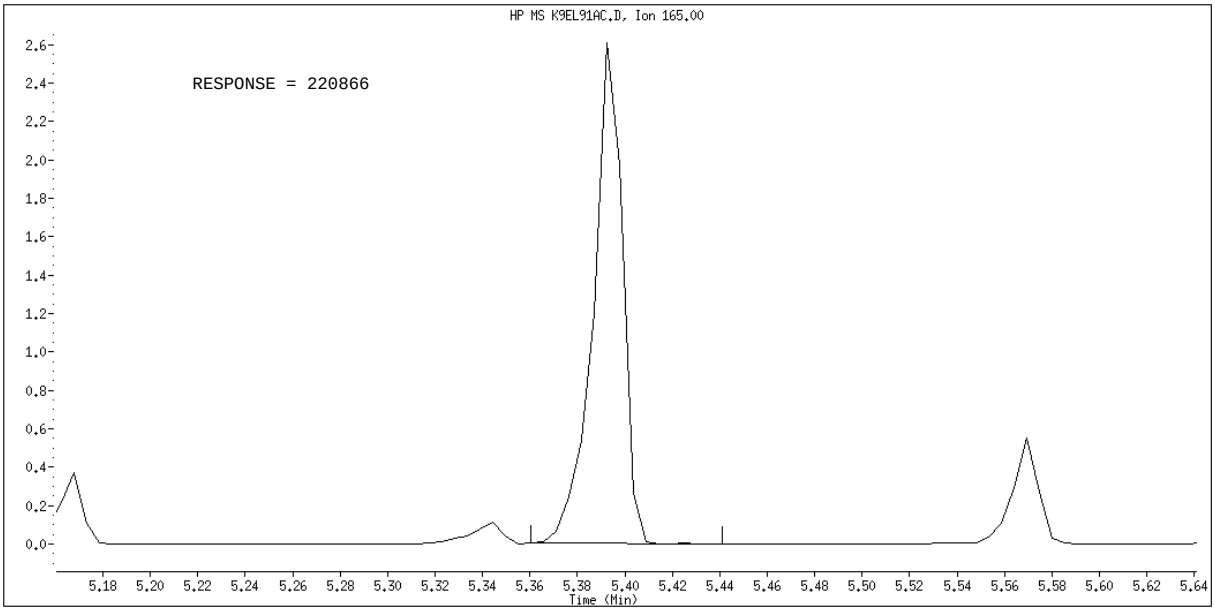

Manual Integration

Manually Integrated By: gruberj
Manual Integration Reason: Peak not found

LABORATORY CONTROL SAMPLE EVALUATION REPORT

GC/MS Semivolatiles

Client Lot #...: A9C310174 **Work Order #...:** K9FVN1AC **Matrix.....:** SOLID
LCS Lot-Sample#: A9D020000-036
Prep Date.....: 04/02/09 **Analysis Date..:** 04/07/09
Prep Batch #...: 9092036
Dilution Factor: 1 **Final Wgt/Vol..:** 2 mL
Initial Wgt/Vol: 250 mL

PARAMETER	PERCENT RECOVERY	RECOVERY LIMITS	METHOD
o-Cresol	**62**	**(24 - 110)**	**SW846 8270C**
m-Cresol & p-Cresol	**65**	**(27 - 110)**	**SW846 8270C**
1,4-Dichlorobenzene	**62**	**(16 - 110)**	**SW846 8270C**
2,4-Dinitrotoluene	**84**	**(45 - 126)**	**SW846 8270C**
Hexachlorobenzene	**73**	**(47 - 116)**	**SW846 8270C**
Hexachlorobutadiene	**42**	**(10 - 110)**	**SW846 8270C**
Hexachloroethane	**45**	**(10 - 110)**	**SW846 8270C**
Nitrobenzene	**68**	**(35 - 117)**	**SW846 8270C**
Pentachlorophenol	**61**	**(12 - 110)**	**SW846 8270C**
Pyridine	**67**	**(10 - 110)**	**SW846 8270C**
2,4,5-Trichloro-phenol	**72**	**(35 - 111)**	**SW846 8270C**
2,4,6-Trichloro-phenol	**67**	**(32 - 110)**	**SW846 8270C**

SURROGATE	PERCENT RECOVERY	RECOVERY LIMITS
Nitrobenzene-d5	67	(29 - 111)
2-Fluorobiphenyl	66	(22 - 110)
Terphenyl-d14	88	(40 - 119)
Phenol-d5	64	(10 - 110)
2-Fluorophenol	40	(10 - 110)
2,4,6-Tribromophenol	82	(17 - 117)

NOTE(S):

Calculations are performed before rounding to avoid round-off errors in calculated results.

Bold print denotes control parameters

LABORATORY CONTROL SAMPLE DATA REPORT

GC/MS Semivolatiles

Client Lot #...: A9C310174 **Work Order #...:** K9FVN1AC **Matrix.....:** SOLID
LCS Lot-Sample#: A9D020000-036
Prep Date.....: 04/02/09 **Analysis Date..:** 04/07/09
Prep Batch #...: 9092036
Dilution Factor: 1 **Final Wgt/Vol..:** 2 mL
Initial Wgt/Vol: 250 mL

PARAMETER	SPIKE AMOUNT	MEASURED AMOUNT	UNITS	PERCENT RECOVERY	METHOD
o-Cresol	**0.080**	**0.050**	**mg/L**	**62**	**SW846 8270C**
m-Cresol & p-Cresol	**0.16**	**0.10**	**mg/L**	**65**	**SW846 8270C**
1,4-Dichlorobenzene	**0.080**	**0.050**	**mg/L**	**62**	**SW846 8270C**
2,4-Dinitrotoluene	**0.080**	**0.067**	**mg/L**	**84**	**SW846 8270C**
Hexachlorobenzene	**0.080**	**0.058**	**mg/L**	**73**	**SW846 8270C**
Hexachlorobutadiene	**0.080**	**0.034**	**mg/L**	**42**	**SW846 8270C**
Hexachloroethane	**0.080**	**0.036**	**mg/L**	**45**	**SW846 8270C**
Nitrobenzene	**0.080**	**0.054**	**mg/L**	**68**	**SW846 8270C**
Pentachlorophenol	**0.080**	**0.049**	**mg/L**	**61**	**SW846 8270C**
Pyridine	**0.080**	**0.054**	**mg/L**	**67**	**SW846 8270C**
2,4,5-Trichloro-phenol	**0.080**	**0.058**	**mg/L**	**72**	**SW846 8270C**
2,4,6-Trichloro-phenol	**0.080**	**0.054**	**mg/L**	**67**	**SW846 8270C**

SURROGATE	PERCENT RECOVERY	RECOVERY LIMITS
Nitrobenzene-d5	67	(29 - 111)
2-Fluorobiphenyl	66	(22 - 110)
Terphenyl-d14	88	(40 - 119)
Phenol-d5	64	(10 - 110)
2-Fluorophenol	40	(10 - 110)
2,4,6-Tribromophenol	82	(17 - 117)

NOTE(S):

Calculations are performed before rounding to avoid round-off errors in calculated results.

Bold print denotes control parameters

TestAmerica North Canton

Semivolatile REPORT SW-846 Method 8270

Data file : \\cansvr11\dd\chem\MSS\a4hp7.i\90407a.b\K9FVN1AC.D
Lab Smp Id: k9fvn1ac Client Smp ID: INTRA-LAB CHECK
Inj Date : 07-APR-2009 14:13
Operator : 001710 Inst ID: a4hp7.i
Smp Info : k9fvn1ac,90407a.b,8270C-625,8-tclp.sub
Misc Info :
Comment   :
Method   : \\cansvr11\dd\chem\MSS\a4hp7.i\90407a.b\8270C-625.m
Meth Date : 08-Apr-2009 12:11 gruberj Quant Type: ISTD
Cal Date : 01-APR-2009 17:51 Cal File: 7SMH0401.D
Als bottle: 81 QC Sample: METHOD SPIKE
Dil Factor: 1.00000
Integrator: HP RTE Compound Sublist: 8-tclp.sub
Target Version: 4.14
Processing Host: CANPMSSV01

Concentration Formula: Amt * DF * Uf * Vt/(Vo * Vi) * .001 * CpndVariable

Name	Value	Description
DF	1.000	Dilution Factor
Uf	1.000	ng unit correction factor
Vt	2000.000	Volume of final extract (uL)
Vo	250.000	Volume of sample extracted (mL)
Vi	0.50000	Volume injected (uL)
Cpnd Variable		Local Compound Variable

	Compounds	QUANT SIG MASS	RT	EXP RT	REL RT	RESPONSE	CONCENTRATIONS ON-COLUMN (NG)	FINAL (mg/L)
* 1	1,4-Dichlorobenzene-d4	152	3.418	3.424	(1.000)	138870	2.00000	
* 2	Naphthalene-d8	136	4.311	4.312	(1.000)	584325	2.00000	
* 3	Acenaphthene-d10	164	5.574	5.574	(1.000)	311329	2.00000	
* 4	Phenanthrene-d10	188	6.654	6.654	(1.000)	509636	2.00000	
* 5	Chrysene-d12	240	8.601	8.596	(1.000)	424017	2.00000	
* 6	Perylene-d12	264	9.965	9.954	(1.000)	390050	2.00000	
9	Pyridine	79	1.840	1.841	(0.538)	428410	3.35365	0.053658
27	1,4-Dichlorobenzene	146	3.434	3.434	(1.005)	259055	3.09736	0.049558
M 195	Cresols, total	100				1043070	9.58956	0.15343
30	2-Methylphenol	108	3.552	3.557	(1.039)	321882	3.10709	0.049713
192	4-Methylphenol	108	3.659	3.659	(1.070)	721188	6.48247	0.10372
193	3-Methylphenol	108	Compound Not Detected.					
34	Hexachloroethane	117	3.777	3.777	(1.105)	91409	2.24463	0.035914
35	Nitrobenzene	77	3.809	3.809	(0.883)	534728	3.40183	0.054429
56	Hexachlorobutadiene	225	4.402	4.403	(1.021)	89929	2.11188	0.033790
66	2,4,6-Trichlorophenol	196	5.007	5.007	(0.898)	173600	3.36502	0.053840
67	2,4,5-Trichlorophenol	196	5.039	5.039	(0.904)	197559	3.62237	0.057958
87	2,4-Dinitrotoluene	165	5.691	5.692	(1.021)	229242	4.20063	0.067210

107 Hexachlorobenzene	284	6.371	6.371 (0.957)	154613	3.63672	0.058187
111 Pentachlorophenol	266	6.510	6.505 (0.978)	90510	3.06503	0.049040

Compounds	QUANT SIG MASS	RT	EXP RT	REL RT	RESPONSE	CONCENTRATIONS ON-COLUMN (NG)	CONCENTRATIONS FINAL (mg/L)
$ 154 Nitrobenzene-d5	82	3.798	3.798	(0.881)	521063	3.36639	0.053862
$ 155 2-Fluorobiphenyl	172	5.071	5.071	(0.910)	619501	3.27673	0.052428
$ 156 Terphenyl-d14	244	7.793	7.794	(0.906)	766067	4.40622	0.070500
$ 157 Phenol-d5	99	3.135	3.135	(0.917)	691118	4.78926	0.076628
$ 158 2-Fluorophenol	112	2.557	2.563	(0.748)	281349	2.98893	0.047823
$ 159 2,4,6-Tribromophenol	330	6.146	6.146	(1.103)	100433	6.15498	0.098480
$ 186 2-Chlorophenol-d4	132	3.269	3.269	(0.956)	403421	5.03375	0.080540
$ 187 1,2-Dichlorobenzene-d4	152	3.531	3.531	(1.033)	171325	3.11809	0.049890

TestAmerica North Canton

INTERNAL STANDARD COMPOUNDS
AREA AND RT SUMMARY

Instrument ID: a4hp7.i
Lab File ID: K9FVN1AC.D
Lab Smp Id: k9fvn1ac
Analysis Type: SV
Quant Type: ISTD
Operator: 001710
Method File: \\cansvr11\dd\chem\MSS\a4hp7.i\90407a.b\8270C-625.m
Misc Info:

Calibration Date: 07-APR-2009
Calibration Time: 09:18
Client Smp ID: INTRA-LAB CHECK
Level: MED
Sample Type: WATER

		AREA LIMIT			
COMPOUND	STANDARD	LOWER	UPPER	SAMPLE	%DIFF
1 1,4-Dichlorobenze	157181	78591	314362	138870	-11.65
2 Naphthalene-d8	660718	330359	1321436	584325	-11.56
3 Acenaphthene-d10	345944	172972	691888	311329	-10.01
4 Phenanthrene-d10	563199	281600	1126398	509636	-9.51
5 Chrysene-d12	465162	232581	930324	424017	-8.85
6 Perylene-d12	429707	214854	859414	390050	-9.23

		RT LIMIT			
COMPOUND	STANDARD	LOWER	UPPER	SAMPLE	%DIFF
1 1,4-Dichlorobenze	3.42	2.92	3.92	3.42	-0.16
2 Naphthalene-d8	4.31	3.81	4.81	4.31	-0.00
3 Acenaphthene-d10	5.57	5.07	6.07	5.57	-0.00
4 Phenanthrene-d10	6.65	6.15	7.15	6.65	-0.00
5 Chrysene-d12	8.60	8.10	9.10	8.60	0.06
6 Perylene-d12	9.95	9.45	10.45	9.97	0.11

AREA UPPER LIMIT = +100% of internal standard area.
AREA LOWER LIMIT = - 50% of internal standard area.
RT UPPER LIMIT = + 0.50 minutes of internal standard RT.
RT LOWER LIMIT = - 0.50 minutes of internal standard RT.

Data File: \\cansvr11\dd\chem\MSS\a4hp7.i\90407a.b\K9FVN1AC.D

Page 1

Date : 07-APR-2009 14:13

Client ID: INTRA-LAB CHECK

Instrument: a4hp7.i

Sample Info: k9fvn1ac,90407a.b,8270C-625,8-tclp.sub

Volume Injected (uL): 0.5

Operator: 001710

Column phase: db5.625

Column diameter: 0.32

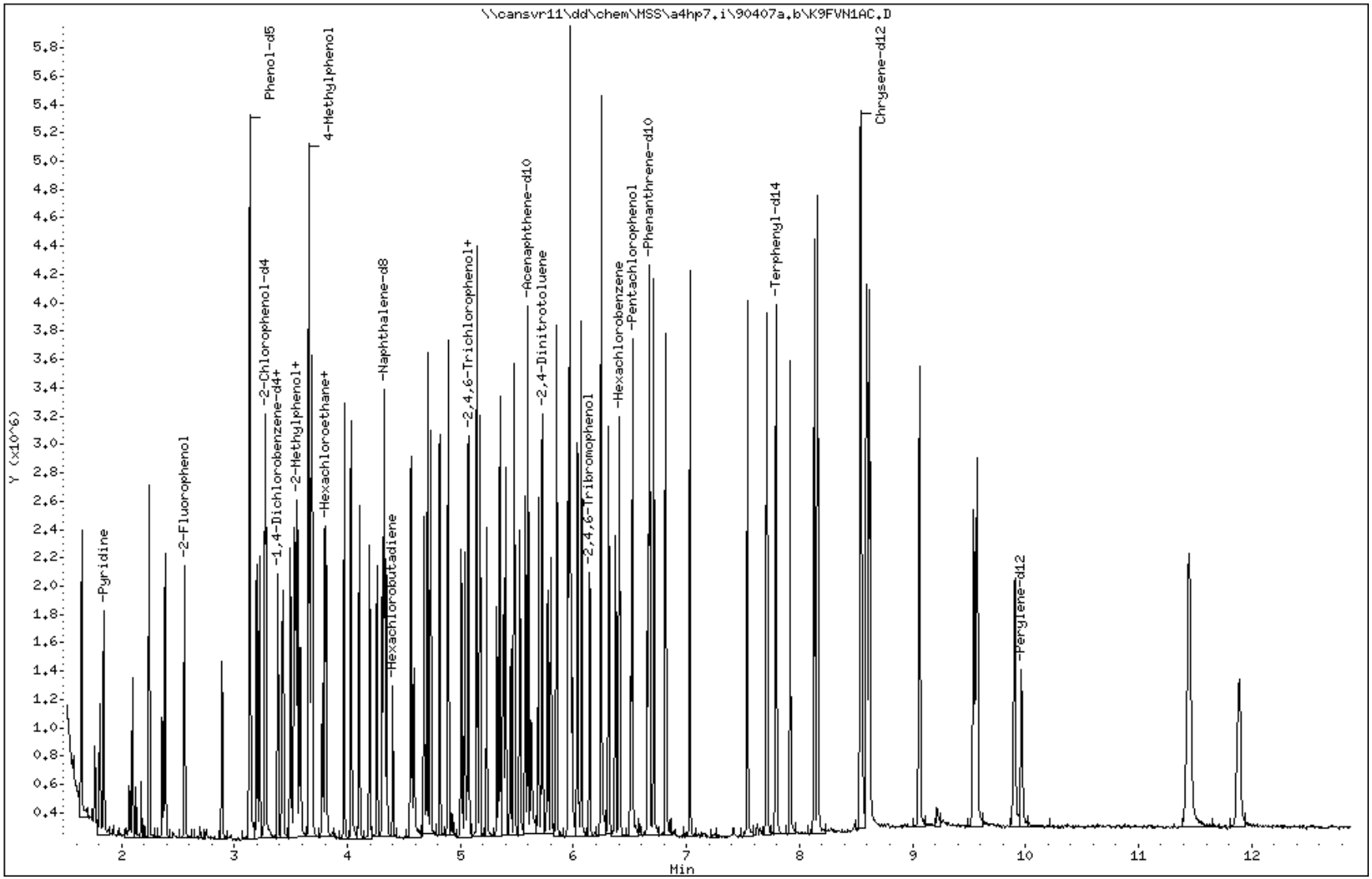

LABORATORY CONTROL SAMPLE EVALUATION REPORT

GC/MS Semivolatiles

Client Lot #...: A9C310174 **Work Order #...:** K9FVP1AC **Matrix.....:** WATER
LCS Lot-Sample#: A9D020000-037
Prep Date.....: 04/02/09 **Analysis Date..:** 04/07/09
Prep Batch #...: 9092037
Dilution Factor: 1 **Final Wgt/Vol..:** 2 mL
Initial Wgt/Vol: 250 mL

PARAMETER	PERCENT RECOVERY	RECOVERY LIMITS	METHOD
o-Cresol	**62**	**(23 - 110)**	**SW846 8270C**
m-Cresol & p-Cresol	**65**	**(28 - 110)**	**SW846 8270C**
1,4-Dichlorobenzene	**62**	**(13 - 110)**	**SW846 8270C**
2,4-Dinitrotoluene	**84**	**(45 - 119)**	**SW846 8270C**
Hexachlorobenzene	**73**	**(46 - 112)**	**SW846 8270C**
Hexachlorobutadiene	**42**	**(10 - 110)**	**SW846 8270C**
Hexachloroethane	**45**	**(10 - 110)**	**SW846 8270C**
Nitrobenzene	**68**	**(29 - 118)**	**SW846 8270C**
Pentachlorophenol	**61**	**(10 - 116)**	**SW846 8270C**
Pyridine	**67**	**(15 - 110)**	**SW846 8270C**
2,4,5-Trichloro-phenol	**72**	**(36 - 110)**	**SW846 8270C**
2,4,6-Trichloro-phenol	**67**	**(32 - 110)**	**SW846 8270C**

SURROGATE	PERCENT RECOVERY	RECOVERY LIMITS
Nitrobenzene-d5	67	(27 - 110)
2-Fluorobiphenyl	66	(20 - 110)
Terphenyl-d14	88	(44 - 110)
Phenol-d5	64	(10 - 110)
2-Fluorophenol	40	(10 - 110)
2,4,6-Tribromophenol	82	(28 - 110)

NOTE(S):

Calculations are performed before rounding to avoid round-off errors in calculated results.

Bold print denotes control parameters

LABORATORY CONTROL SAMPLE DATA REPORT

GC/MS Semivolatiles

Client Lot #...: A9C310174 **Work Order #...:** K9FVP1AC **Matrix.....:** WATER
LCS Lot-Sample#: A9D020000-037
Prep Date.....: 04/02/09 **Analysis Date..:** 04/07/09
Prep Batch #...: 9092037
Dilution Factor: 1 **Final Wgt/Vol..:** 2 mL
Initial Wgt/Vol: 250 mL

PARAMETER	SPIKE AMOUNT	MEASURED AMOUNT	UNITS	PERCENT RECOVERY	METHOD
o-Cresol	**0.080**	**0.050**	**mg/L**	**62**	**SW846 8270C**
m-Cresol & p-Cresol	**0.16**	**0.10**	**mg/L**	**65**	**SW846 8270C**
1,4-Dichlorobenzene	**0.080**	**0.050**	**mg/L**	**62**	**SW846 8270C**
2,4-Dinitrotoluene	**0.080**	**0.067**	**mg/L**	**84**	**SW846 8270C**
Hexachlorobenzene	**0.080**	**0.058**	**mg/L**	**73**	**SW846 8270C**
Hexachlorobutadiene	**0.080**	**0.034**	**mg/L**	**42**	**SW846 8270C**
Hexachloroethane	**0.080**	**0.036**	**mg/L**	**45**	**SW846 8270C**
Nitrobenzene	**0.080**	**0.054**	**mg/L**	**68**	**SW846 8270C**
Pentachlorophenol	**0.080**	**0.049**	**mg/L**	**61**	**SW846 8270C**
Pyridine	**0.080**	**0.054**	**mg/L**	**67**	**SW846 8270C**
2,4,5-Trichloro-phenol	**0.080**	**0.058**	**mg/L**	**72**	**SW846 8270C**
2,4,6-Trichloro-phenol	**0.080**	**0.054**	**mg/L**	**67**	**SW846 8270C**

SURROGATE	PERCENT RECOVERY	RECOVERY LIMITS
Nitrobenzene-d5	67	(27 - 110)
2-Fluorobiphenyl	66	(20 - 110)
Terphenyl-d14	88	(44 - 110)
Phenol-d5	64	(10 - 110)
2-Fluorophenol	40	(10 - 110)
2,4,6-Tribromophenol	82	(28 - 110)

NOTE(S):

Calculations are performed before rounding to avoid round-off errors in calculated results.

Bold print denotes control parameters

TestAmerica North Canton

Semivolatile REPORT SW-846 Method 8270

Data file : \\cansvr11\dd\chem\MSS\a4hp7.i\90407a.b\K9FVP1AC.D
Lab Smp Id: K9FVP1AC Client Smp ID: INTRA-LAB CHECK
Inj Date : 07-APR-2009 14:13
Operator : 001710 Inst ID: a4hp7.i
Smp Info : k9fvp1ac,90407a.b,8270C-625,8-tclp.sub
Misc Info :
Comment   :
Method   : \\cansvr11\dd\chem\MSS\a4hp7.i\90407a.b\8270C-625.m
Meth Date : 08-Apr-2009 12:11 gruberj Quant Type: ISTD
Cal Date : 01-APR-2009 17:51 Cal File: 7SMH0401.D
Als bottle: 81 QC Sample: METHOD SPIKE
Dil Factor: 1.00000
Integrator: HP RTE Compound Sublist: 8-tclp.sub
Target Version: 4.14
Processing Host: CANPMSSV01

Concentration Formula: Amt * DF * Uf * Vt/(Vo * Vi) * .001 * CpndVariable

Name	Value	Description
DF	1.000	Dilution Factor
Uf	1.000	ng unit correction factor
Vt	2000.000	Volume of final extract (uL)
Vo	250.000	Volume of sample extracted (mL)
Vi	0.50000	Volume injected (uL)
Cpnd Variable		Local Compound Variable

	Compounds	QUANT SIG MASS	RT	EXP RT	REL RT	RESPONSE	CONCENTRATIONS ON-COLUMN (NG)	FINAL (mg/L)
* 1	1,4-Dichlorobenzene-d4	152	3.418	3.424	(1.000)	138870	2.00000	
* 2	Naphthalene-d8	136	4.311	4.312	(1.000)	584325	2.00000	
* 3	Acenaphthene-d10	164	5.574	5.574	(1.000)	311329	2.00000	
* 4	Phenanthrene-d10	188	6.654	6.654	(1.000)	509636	2.00000	
* 5	Chrysene-d12	240	8.601	8.596	(1.000)	424017	2.00000	
* 6	Perylene-d12	264	9.965	9.954	(1.000)	390050	2.00000	
9	Pyridine	79	1.840	1.841	(0.538)	428410	3.35365	0.053658
27	1,4-Dichlorobenzene	146	3.434	3.434	(1.005)	259055	3.09736	0.049558
M 195	Cresols, total	100				1043070	9.58956	0.15343
30	2-Methylphenol	108	3.552	3.557	(1.039)	321882	3.10709	0.049713
192	4-Methylphenol	108	3.659	3.659	(1.070)	721188	6.48247	0.10372
193	3-Methylphenol	108	Compound Not Detected.					
34	Hexachloroethane	117	3.777	3.777	(1.105)	91409	2.24463	0.035914
35	Nitrobenzene	77	3.809	3.809	(0.883)	534728	3.40183	0.054429
56	Hexachlorobutadiene	225	4.402	4.403	(1.021)	89929	2.11188	0.033790
66	2,4,6-Trichlorophenol	196	5.007	5.007	(0.898)	173600	3.36502	0.053840
67	2,4,5-Trichlorophenol	196	5.039	5.039	(0.904)	197559	3.62237	0.057958
87	2,4-Dinitrotoluene	165	5.691	5.692	(1.021)	229242	4.20063	0.067210

107 Hexachlorobenzene	284	6.371	6.371 (0.957)	154613	3.63672	0.058187
111 Pentachlorophenol	266	6.510	6.505 (0.978)	90510	3.06503	0.049040

Compounds	QUANT SIG MASS	RT	EXP RT	REL RT	RESPONSE	CONCENTRATIONS ON-COLUMN (NG)	CONCENTRATIONS FINAL (mg/L)
$ 154 Nitrobenzene-d5	82	3.798	3.798	(0.881)	521063	3.36639	0.053862
$ 155 2-Fluorobiphenyl	172	5.071	5.071	(0.910)	619501	3.27673	0.052428
$ 156 Terphenyl-d14	244	7.793	7.794	(0.906)	766067	4.40622	0.070500
$ 157 Phenol-d5	99	3.135	3.135	(0.917)	691118	4.78926	0.076628
$ 158 2-Fluorophenol	112	2.557	2.563	(0.748)	281349	2.98893	0.047823
$ 159 2,4,6-Tribromophenol	330	6.146	6.146	(1.103)	100433	6.15498	0.098480
$ 186 2-Chlorophenol-d4	132	3.269	3.269	(0.956)	403421	5.03375	0.080540
$ 187 1,2-Dichlorobenzene-d4	152	3.531	3.531	(1.033)	171325	3.11809	0.049890

TestAmerica North Canton

INTERNAL STANDARD COMPOUNDS
AREA AND RT SUMMARY

Instrument ID: a4hp7.i
Lab File ID: K9FVP1AC.D
Lab Smp Id: K9FVP1AC
Analysis Type: SV
Quant Type: ISTD
Operator: 001710
Method File: \\cansvr11\dd\chem\MSS\a4hp7.i\90407a.b\8270C-625.m
Misc Info:

Calibration Date: 07-APR-2009
Calibration Time: 09:18
Client Smp ID: INTRA-LAB CHECK
Level: MED
Sample Type: WATER

		AREA LIMIT			
COMPOUND	STANDARD	LOWER	UPPER	SAMPLE	%DIFF
1 1,4-Dichlorobenze	157181	78591	314362	138870	-11.65
2 Naphthalene-d8	660718	330359	1321436	584325	-11.56
3 Acenaphthene-d10	345944	172972	691888	311329	-10.01
4 Phenanthrene-d10	563199	281600	1126398	509636	-9.51
5 Chrysene-d12	465162	232581	930324	424017	-8.85
6 Perylene-d12	429707	214854	859414	390050	-9.23

		RT LIMIT			
COMPOUND	STANDARD	LOWER	UPPER	SAMPLE	%DIFF
1 1,4-Dichlorobenze	3.42	2.92	3.92	3.42	-0.16
2 Naphthalene-d8	4.31	3.81	4.81	4.31	-0.00
3 Acenaphthene-d10	5.57	5.07	6.07	5.57	-0.00
4 Phenanthrene-d10	6.65	6.15	7.15	6.65	-0.00
5 Chrysene-d12	8.60	8.10	9.10	8.60	0.06
6 Perylene-d12	9.95	9.45	10.45	9.97	0.11

AREA UPPER LIMIT = +100% of internal standard area.
AREA LOWER LIMIT = - 50% of internal standard area.
RT UPPER LIMIT = + 0.50 minutes of internal standard RT.
RT LOWER LIMIT = - 0.50 minutes of internal standard RT.

Data File: \\cansvr11\dd\chem\MSS\a4hp7.i\90407a.b\K9FVP1AC.D

Page 1

Date : 07-APR-2009 14:13

Client ID: INTRA-LAB CHECK

Instrument: a4hp7.i

Sample Info: k9fvp1ac,90407a.b,8270C-625,8-tclp.sub

Volume Injected (uL): 0.5

Operator: 001710

Column phase: db5.625

Column diameter: 0.32

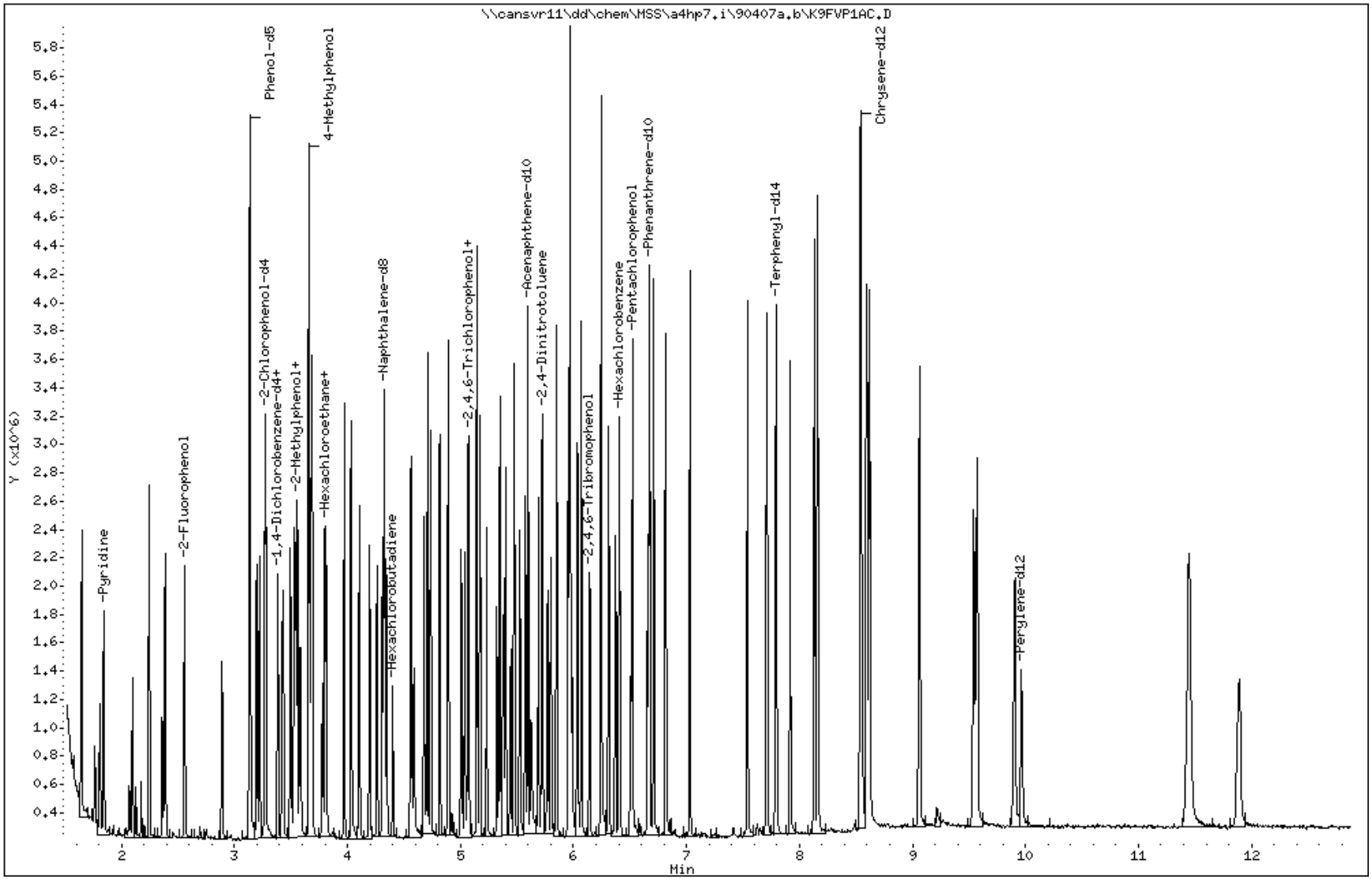

METHOD BLANK REPORT

GC/MS Semivolatiles

Client Lot #...: A9C310174 **Work Order #...:** K9D3E1AA **Matrix.....:** WATER
MB Lot-Sample #: A9D010000-046

Prep Date.....: 04/01/09 **Final Wgt/Vol..:** 2 mL
Analysis Date..: 04/08/09 **Prep Batch #...:** 9091046
Dilution Factor: 1 **Initial Wgt/Vol:** 1000 mL

PARAMETER	RESULT	REPORTING LIMIT	UNITS	METHOD
Acenaphthene	ND	0.20	ug/L	SW846 8270C
Acenaphthylene	ND	0.20	ug/L	SW846 8270C
Anthracene	ND	0.20	ug/L	SW846 8270C
Benzo(a)anthracene	ND	0.20	ug/L	SW846 8270C
Benzo(b)fluoranthene	ND	0.20	ug/L	SW846 8270C
Benzo(k)fluoranthene	ND	0.20	ug/L	SW846 8270C
Benzoic acid	ND	25	ug/L	SW846 8270C
Benzo(ghi)perylene	ND	0.20	ug/L	SW846 8270C
Benzo(a)pyrene	ND	0.20	ug/L	SW846 8270C
Benzyl alcohol	ND	5.0	ug/L	SW846 8270C
bis(2-Chloroethoxy) methane	ND	1.0	ug/L	SW846 8270C
bis(2-Chloroethyl)-ether	ND	1.0	ug/L	SW846 8270C
bis(2-Chloroisopropyl) ether	ND	1.0	ug/L	SW846 8270C
bis(2-Ethylhexyl) phthalate	ND	1.0	ug/L	SW846 8270C
4-Bromophenyl phenyl ether	ND	2.0	ug/L	SW846 8270C
Butyl benzyl phthalate	ND	1.0	ug/L	SW846 8270C
4-Chloroaniline	ND	2.0	ug/L	SW846 8270C
4-Chloro-3-methylphenol	ND	2.0	ug/L	SW846 8270C
2-Chloronaphthalene	ND	1.0	ug/L	SW846 8270C
2-Chlorophenol	ND	1.0	ug/L	SW846 8270C
4-Chlorophenyl phenyl ether	ND	2.0	ug/L	SW846 8270C
Chrysene	ND	0.20	ug/L	SW846 8270C
Dibenzofuran	ND	1.0	ug/L	SW846 8270C
Di-n-butyl phthalate	ND	1.0	ug/L	SW846 8270C
1,2-Dichlorobenzene	ND	1.0	ug/L	SW846 8270C
1,3-Dichlorobenzene	ND	1.0	ug/L	SW846 8270C
1,4-Dichlorobenzene	ND	1.0	ug/L	SW846 8270C
3,3'-Dichlorobenzidine	ND	5.0	ug/L	SW846 8270C
2,4-Dichlorophenol	ND	2.0	ug/L	SW846 8270C
Diethyl phthalate	ND	1.0	ug/L	SW846 8270C
2,4-Dimethylphenol	ND	2.0	ug/L	SW846 8270C
Dimethyl phthalate	ND	1.0	ug/L	SW846 8270C
Di-n-octyl phthalate	ND	1.0	ug/L	SW846 8270C
4,6-Dinitro-2-methylphenol	ND	5.0	ug/L	SW846 8270C

(Continued on next page)

METHOD BLANK REPORT

GC/MS Semivolatiles

Client Lot #...: A9C310174 **Work Order #...:** K9D3E1AA **Matrix.....:** WATER

PARAMETER	RESULT	REPORTING LIMIT	UNITS	METHOD
2,4-Dinitrophenol	ND	5.0	ug/L	SW846 8270C
2,4-Dinitrotoluene	ND	5.0	ug/L	SW846 8270C
2,6-Dinitrotoluene	ND	5.0	ug/L	SW846 8270C
Fluoranthene	ND	0.20	ug/L	SW846 8270C
Fluorene	ND	0.20	ug/L	SW846 8270C
Hexachlorobenzene	ND	0.20	ug/L	SW846 8270C
Hexachlorobutadiene	ND	1.0	ug/L	SW846 8270C
Hexachlorocyclopenta-diene	ND	10	ug/L	SW846 8270C
Hexachloroethane	ND	1.0	ug/L	SW846 8270C
Indeno(1,2,3-cd)pyrene	ND	0.20	ug/L	SW846 8270C
Isophorone	ND	1.0	ug/L	SW846 8270C
2-Methylnaphthalene	ND	0.20	ug/L	SW846 8270C
2-Methylphenol	ND	1.0	ug/L	SW846 8270C
Naphthalene	ND	0.20	ug/L	SW846 8270C
2-Nitroaniline	ND	2.0	ug/L	SW846 8270C
3-Nitroaniline	ND	2.0	ug/L	SW846 8270C
4-Nitroaniline	ND	2.0	ug/L	SW846 8270C
Nitrobenzene	ND	1.0	ug/L	SW846 8270C
2-Nitrophenol	ND	2.0	ug/L	SW846 8270C
4-Nitrophenol	ND	5.0	ug/L	SW846 8270C
N-Nitrosodi-n-propyl-amine	ND	1.0	ug/L	SW846 8270C
N-Nitrosodiphenylamine	ND	1.0	ug/L	SW846 8270C
Pentachlorophenol	ND	5.0	ug/L	SW846 8270C
Phenanthrene	ND	0.20	ug/L	SW846 8270C
Phenol	ND	1.0	ug/L	SW846 8270C
Pyrene	ND	0.20	ug/L	SW846 8270C
1,2,4-Trichloro-benzene	ND	1.0	ug/L	SW846 8270C
2,4,5-Trichloro-phenol	ND	5.0	ug/L	SW846 8270C
2,4,6-Trichloro-phenol	ND	5.0	ug/L	SW846 8270C
Dibenzo(a,h)anthracene	ND	0.20	ug/L	SW846 8270C
Carbazole	ND	1.0	ug/L	SW846 8270C
3-Methylphenol & 4-Methylphenol	ND	2.0	ug/L	SW846 8270C

SURROGATE	PERCENT RECOVERY	RECOVERY LIMITS
Nitrobenzene-d5	91	(50 - 150)
2-Fluorobiphenyl	88	(50 - 150)
Terphenyl-d14	112	(50 - 150)
Phenol-d5	95	(50 - 150)

(Continued on next page)

METHOD BLANK REPORT

GC/MS Semivolatiles

Client Lot #...: A9C310174 **Work Order #...:** K9D3E1AA **Matrix.....:** WATER

PARAMETER	RESULT	REPORTING LIMIT	UNITS	METHOD
2-Fluorophenol	94	(50 - 150)		
2,4,6-Tribromophenol	97	(50 - 150)		

NOTE(S):

Calculations are performed before rounding to avoid round-off errors in calculated results.

TestAmerica North Canton

Semivolatile REPORT SW-846 Method 8270

Data file : \\cansvr11\dd\chem\MSS\a4hp7.i\90408a.b\K9D3E1AA.D
Lab Smp Id: k9l3e1aa Client Smp ID: INTRA-LAB BLANK
Inj Date : 08-APR-2009 09:58
Operator : 001710 Inst ID: a4hp7.i
Smp Info : k9l3e1aa,90408a.b,8270C-625,1-827042d.sub
Misc Info :
Comment   :
Method   : \\cansvr11\dd\chem\MSS\a4hp7.i\90408a.b\8270C-625.m
Meth Date : 09-Apr-2009 14:54 gruberj Quant Type: ISTD
Cal Date : 01-APR-2009 17:51 Cal File: 7SMH0401.D
Als bottle: 4 QC Sample: METHOD BLANK
Dil Factor: 1.00000
Integrator: HP RTE Compound Sublist: 1-827042d.sub
Target Version: 4.14
Processing Host: CANPMSSV01

Concentration Formula: Amt * DF * Uf * Vt/(Vo * Vi) * CpndVariable

Name	Value	Description
DF	1.000	Dilution Factor
Uf	1.000	ng unit correction factor
Vt	2000.000	Volume of final extract (uL)
Vo	1000.000	Volume of sample extracted (mL)
Vi	0.50000	Volume injected (uL)
Cpnd Variable		Local Compound Variable

	Compounds	QUANT SIG MASS	RT	EXP RT	REL RT	RESPONSE	CONCENTRATIONS ON-COLUMN (NG)	FINAL (ug/L)	
* 1	1,4-Dichlorobenzene-d4	152	3.418	3.418	(1.000)	107792	2.00000		(Q)
* 2	Naphthalene-d8	136	4.306	4.306	(1.000)	450772	2.00000		
* 3	Acenaphthene-d10	164	5.569	5.569	(1.000)	236845	2.00000		
* 4	Phenanthrene-d10	188	6.654	6.649	(1.000)	383370	2.00000		
* 5	Chrysene-d12	240	8.623	8.607	(1.000)	315828	2.00000		
* 6	Perylene-d12	264	9.992	9.965	(1.000)	289469	2.00000		
9	Pyridine	79	Compound Not Detected.						
10	N-Nitrosodimethylamine	74	Compound Not Detected.						
11	Ethyl methacrylate	69	Compound Not Detected.						
12	3-Chloropropionitrile	54	Compound Not Detected.						
13	Malononitrile	66	Compound Not Detected.						
209	Benzaldehyde	77	Compound Not Detected.						
21	Aniline	93	Compound Not Detected.						
22	Phenol	94	Compound Not Detected.						
23	bis(2-Chloroethyl)ether	93	Compound Not Detected.						
24	2-Chlorophenol	128	Compound Not Detected.						
26	1,3-Dichlorobenzene	146	Compound Not Detected.						
27	1,4-Dichlorobenzene	146	Compound Not Detected.						

28	1,2-Dichlorobenzene	146	Compound Not Detected.
29	Benzyl Alcohol	108	Compound Not Detected.

	Compounds	QUANT SIG MASS	RT	EXP RT	REL RT	RESPONSE	CONCENTRATIONS ON-COLUMN (NG)	FINAL (ug/L)
30	2-Methylphenol	108	Compound Not Detected.					
31	bis(2-Chloroisopropyl)ether	45	Compound Not Detected.					
37	Acetophenone	105	Compound Not Detected.					
32	N-Nitroso-di-n-propylamine	70	Compound Not Detected.					
192	4-Methylphenol	108	Compound Not Detected.					
34	Hexachloroethane	117	Compound Not Detected.					
35	Nitrobenzene	77	Compound Not Detected.					
41	Isophorone	82	Compound Not Detected.					
42	2-Nitrophenol	139	Compound Not Detected.					
43	2,4-Dimethylphenol	107	Compound Not Detected.					
44	bis(2-Chloroethoxy)methane	93	Compound Not Detected.					
46	2,4-Toluenediamene	121	Compound Not Detected.					
47	1,3,5-Trichlorobenzene	180	Compound Not Detected.					
48	2,4-Dichlorophenol	162	Compound Not Detected.					
49	Benzoic Acid	122	Compound Not Detected.					
50	1,2,4-Trichlorobenzene	180	Compound Not Detected.					
51	Naphthalene	128	Compound Not Detected.					
52	4-Chloroaniline	127	Compound Not Detected.					
56	Hexachlorobutadiene	225	Compound Not Detected.					
210	Caprolactam	113	Compound Not Detected.					
57	1,2,3-Trichlorobenzene	180	Compound Not Detected.					
59	4-Chloro-3-Methylphenol	107	Compound Not Detected.					
62	2-Methylnaphthalene	142	Compound Not Detected.					
63	1-Methylnaphthalene	142	Compound Not Detected.					
64	Hexachlorocyclopentadiene	237	Compound Not Detected.					
66	2,4,6-Trichlorophenol	196	Compound Not Detected.					
67	2,4,5-Trichlorophenol	196	Compound Not Detected.					
211	1,1'-Biphenyl	154	Compound Not Detected.					
68	1,2,3,5-Tetrachlorobenzene	216	Compound Not Detected.					
70	2-Chloronaphthalene	162	Compound Not Detected.					
73	2-Nitroaniline	65	Compound Not Detected.					
74	1,2,3,4-Tetrachlorobenzene	216	Compound Not Detected.					
76	Dimethylphthalate	163	Compound Not Detected.					
78	2,6-Dinitrotoluene	165	Compound Not Detected.					
79	Acenaphthylene	152	Compound Not Detected.					
80	1,2-Dinitrobenzene	168	Compound Not Detected.					
81	3-Nitroaniline	138	Compound Not Detected.					
82	Acenaphthene	153	Compound Not Detected.					
83	2,4-Dinitrophenol	184	Compound Not Detected.					
85	4-Nitrophenol	109	Compound Not Detected.					
86	Dibenzofuran	168	Compound Not Detected.					
87	2,4-Dinitrotoluene	165	Compound Not Detected.					
91	2,3,5,6-Tetrachlorophenol	232	Compound Not Detected.					
93	Diethylphthalate	149	Compound Not Detected.					
94	Fluorene	166	Compound Not Detected.					
95	4-Chlorophenyl-phenylether	204	Compound Not Detected.					
96	4-Nitroaniline	138	Compound Not Detected.					
98	4,6-Dinitro-2-methylphenol	198	Compound Not Detected.					
99	N-Nitrosodiphenylamine	169	Compound Not Detected.					
100	1,2-Diphenylhydrazine	77	Compound Not Detected.					
106	4-Bromophenyl-phenylether	248	Compound Not Detected.					
107	Hexachlorobenzene	284	Compound Not Detected.					

212	Atrazine	200	Compound Not Detected.
111	Pentachlorophenol	266	Compound Not Detected.

	Compounds	QUANT SIG MASS	RT	EXP RT	REL RT	RESPONSE	CONCENTRATIONS ON-COLUMN (NG)	FINAL (ug/L)
115	Phenanthrene	178	Compound Not Detected.					
116	Anthracene	178	Compound Not Detected.					
119	Carbazole	167	Compound Not Detected.					
120	Di-n-Butylphthalate	149	Compound Not Detected.					
123	Fluoranthene	202	Compound Not Detected.					
124	Benzidine	184	Compound Not Detected.					
125	Pyrene	202	Compound Not Detected.					
131	Butylbenzylphthalate	149	Compound Not Detected.					
133	3,3'-Dimethoxybenzidine	244	Compound Not Detected.					
135	3,3'-Dichlorobenzidine	252	Compound Not Detected.					
136	Benzo(a)Anthracene	228	Compound Not Detected.					
137	Chrysene	228	Compound Not Detected.					
138	4,4'-Methylene bis(o-chloroan	231	Compound Not Detected.					
139	bis(2-ethylhexyl)Phthalate	149	8.569	8.548	(0.994)	15905	0.11012	0.44048
140	Di-n-octylphthalate	149	Compound Not Detected.					
141	Benzo(b)fluoranthene	252	Compound Not Detected.					
142	Benzo(k)fluoranthene	252	Compound Not Detected.					
146	Benzo(a)pyrene	252	Compound Not Detected.					
149	Indeno(1,2,3-cd)pyrene	276	Compound Not Detected.					
150	Dibenz(a,h)anthracene	278	Compound Not Detected.					
151	Benzo(g,h,i)perylene	276	Compound Not Detected.					
198	1,4-Dioxane	88	Compound Not Detected.					
$ 154	Nitrobenzene-d5	82	3.793	3.793	(0.881)	541860	4.53794	18.152
$ 155	2-Fluorobiphenyl	172	5.066	5.066	(0.910)	635998	4.42190	17.688
$ 156	Terphenyl-d14	244	7.799	7.788	(0.904)	727142	5.61502	22.460
$ 157	Phenol-d5	99	3.130	3.135	(0.916)	799400	7.13678	28.547
$ 158	2-Fluorophenol	112	2.552	2.557	(0.747)	512812	7.01860	28.074
$ 159	2,4,6-Tribromophenol	330	6.141	6.141	(1.103)	90421	7.28408	29.136
$ 186	2-Chlorophenol-d4	132	3.263	3.269	(0.955)	485436	7.80346	31.214
$ 187	1,2-Dichlorobenzene-d4	152	3.525	3.525	(1.031)	189516	4.44361	17.774
M 195	Cresols, total	100	Compound Not Detected.					
101	Diphenylamine	169	Compound Not Detected.					

QC Flag Legend

Q - Qualifier signal failed the ratio test.

TestAmerica North Canton

INTERNAL STANDARD COMPOUNDS
AREA AND RT SUMMARY

Instrument ID: a4hp7.i
Lab File ID: K9D3E1AA.D
Lab Smp Id: k9l3e1aa
Analysis Type: SV
Quant Type: ISTD
Operator: 001710
Method File: \\cansvr11\dd\chem\MSS\a4hp7.i\90408a.b\8270C-625.m
Misc Info:

Calibration Date: 08-APR-2009
Calibration Time: 09:12
Client Smp ID: INTRA-LAB BLANK
Level: LOW
Sample Type: WATER

		AREA LIMIT			
COMPOUND	STANDARD	LOWER	UPPER	SAMPLE	%DIFF
1 1,4-Dichlorobenze	158685	79343	317370	107792	-32.07
2 Naphthalene-d8	644503	322252	1289006	450772	-30.06
3 Acenaphthene-d10	340284	170142	680568	236845	-30.40
4 Phenanthrene-d10	541642	270821	1083284	383370	-29.22
5 Chrysene-d12	453136	226568	906272	315828	-30.30
6 Perylene-d12	432956	216478	865912	289469	-33.14

		RT LIMIT			
COMPOUND	STANDARD	LOWER	UPPER	SAMPLE	%DIFF
1 1,4-Dichlorobenze	3.42	2.92	3.92	3.42	-0.00
2 Naphthalene-d8	4.31	3.81	4.81	4.31	-0.00
3 Acenaphthene-d10	5.57	5.07	6.07	5.57	-0.00
4 Phenanthrene-d10	6.65	6.15	7.15	6.65	0.08
5 Chrysene-d12	8.61	8.11	9.11	8.62	0.19
6 Perylene-d12	9.97	9.47	10.47	9.99	0.27

AREA UPPER LIMIT = +100% of internal standard area.
AREA LOWER LIMIT = - 50% of internal standard area.
RT UPPER LIMIT = + 0.50 minutes of internal standard RT.
RT LOWER LIMIT = - 0.50 minutes of internal standard RT.

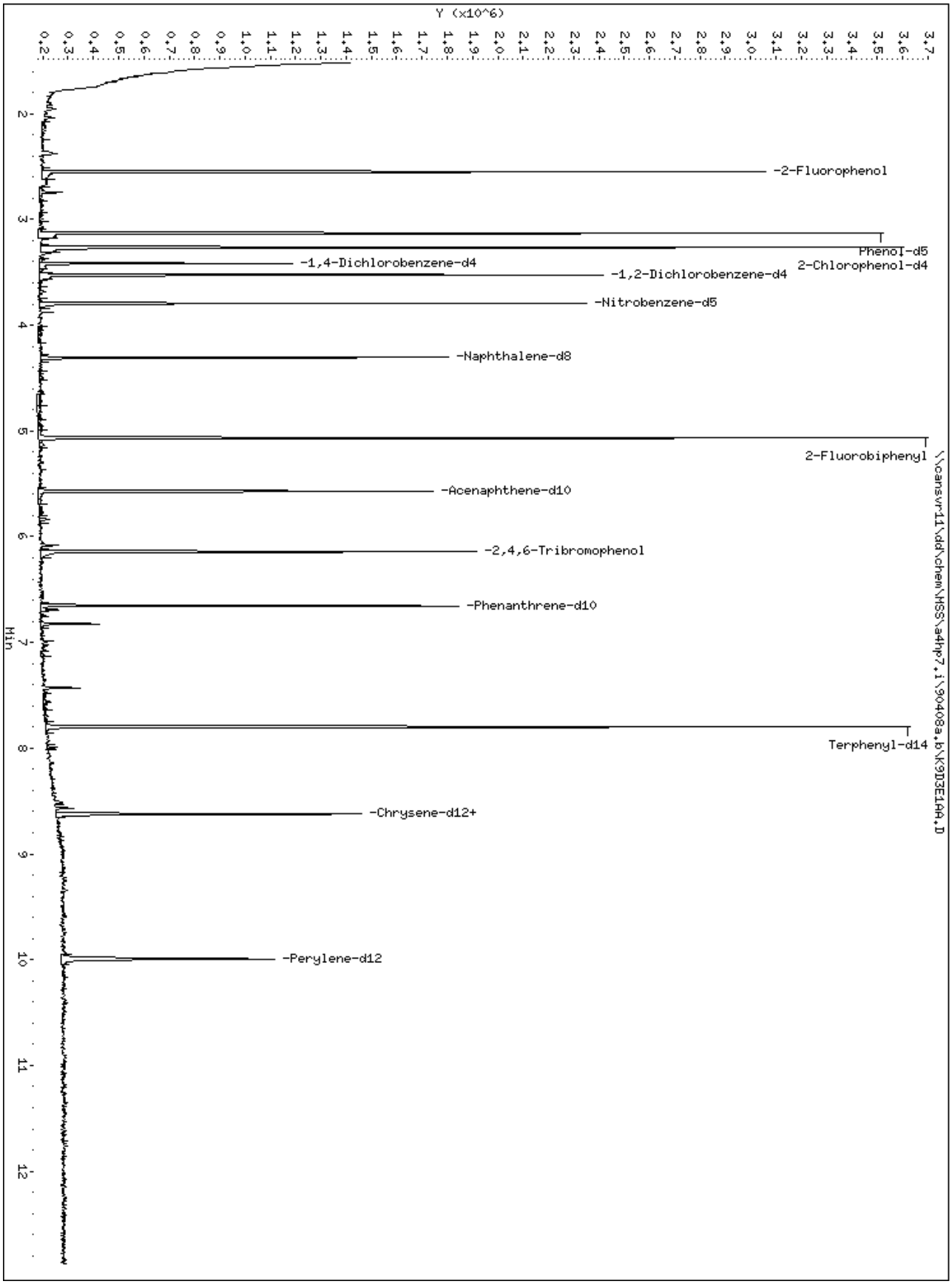
Y (x10^6)
-2-Fluorophenol
Phenol-d5
2-Chlorophenol-d4
-1,4-Dichlorobenzene-d4
-1,2-Dichlorobenzene-d4
-Nitrobenzene-d5
-Naphthalene-d8
2-Fluorobiphenyl
-Acenaphthene-d10
-2,4,6-Tribromophenol
-Phenanthrene-d10
Terphenyl-d14
-Chrysene-d12+
-Perylene-d12
Min
\\cansvr11\dd\chem\HSS\a4hp7.i\90408a.b\K9D3E10A.D

139 bis(2-ethylhexyl)Phthalate

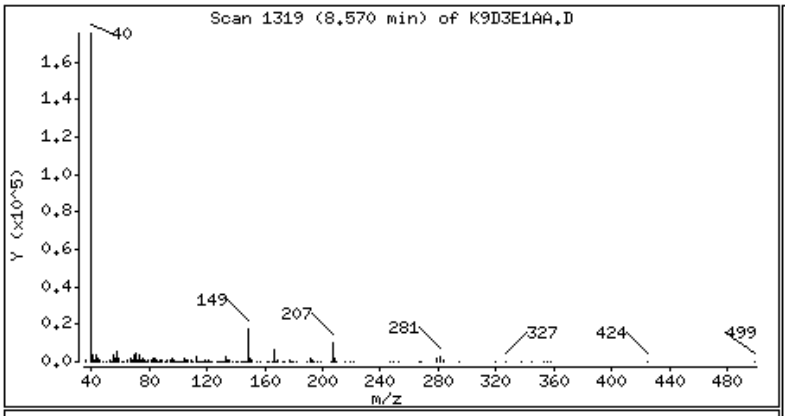

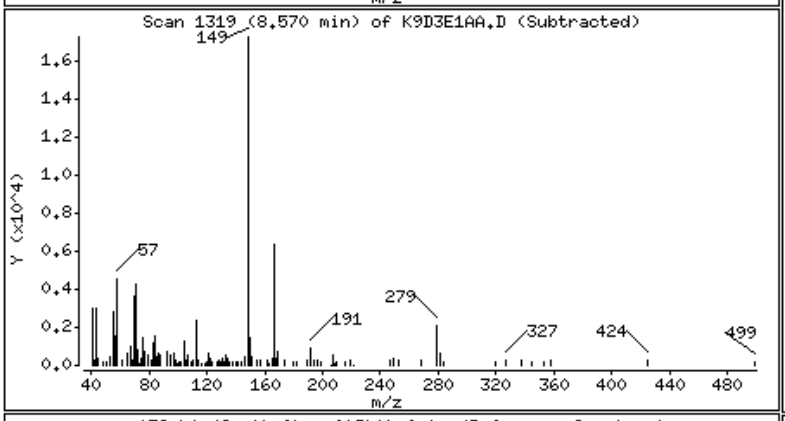

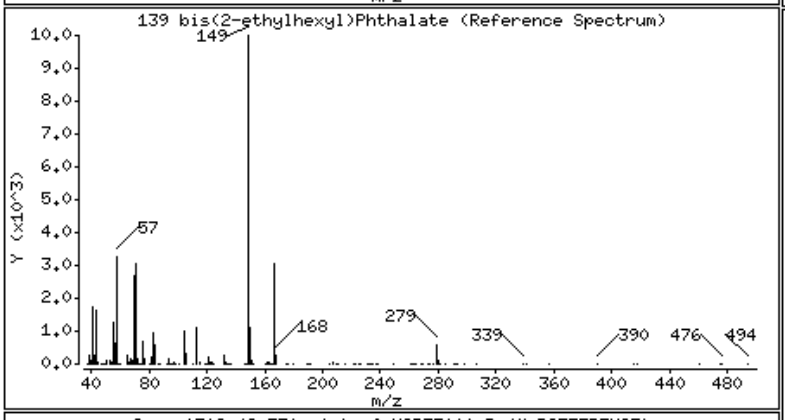

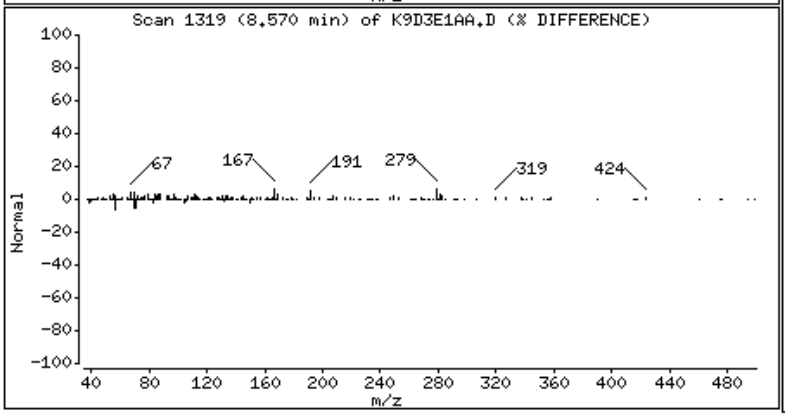

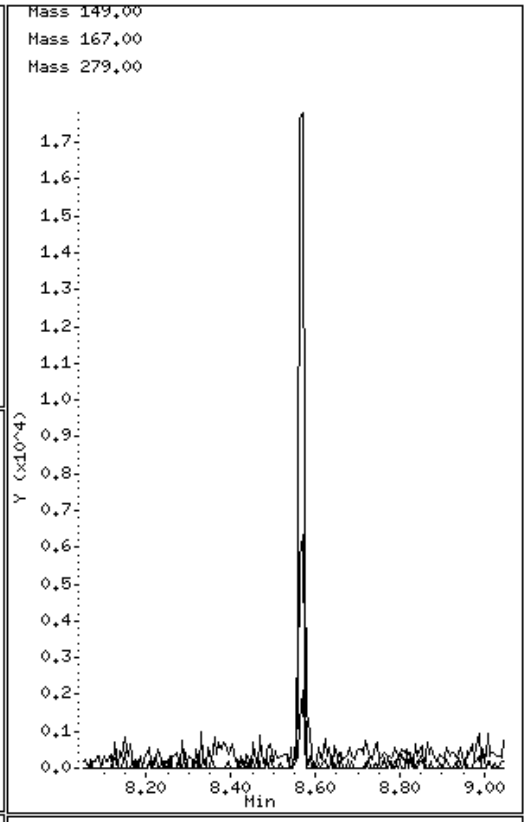

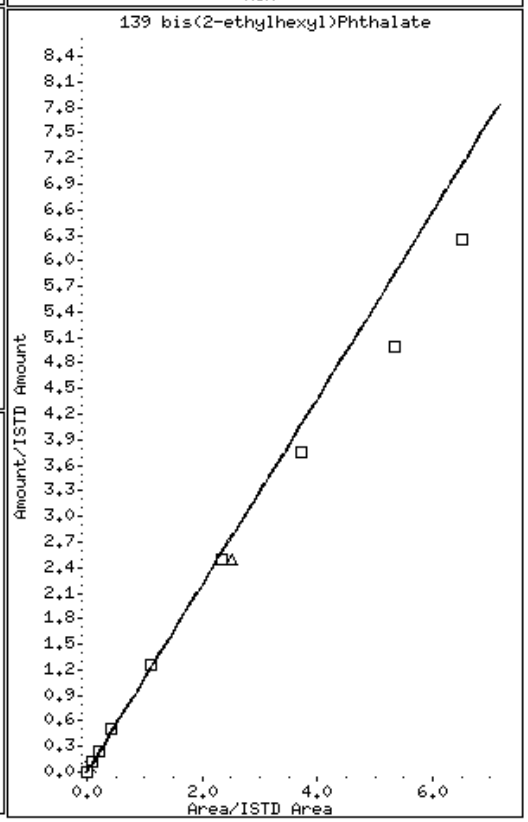

METHOD BLANK REPORT

GC/MS Semivolatiles

Client Lot #...: A9C310174 **Work Order #...:** K9EL91AA **Matrix.....:** SOLID
MB Lot-Sample #: A9D010000-239

Prep Date.....: 04/01/09 **Final Wgt/Vol..:** 2 mL
Analysis Date..: 04/08/09 **Prep Batch #...:** 9091239
Dilution Factor: 1 **Initial Wgt/Vol:** 30 g

PARAMETER	RESULT	REPORTING LIMIT	UNITS	METHOD
Acenaphthene	ND	6.7	ug/kg	SW846 8270C
Acenaphthylene	ND	6.7	ug/kg	SW846 8270C
Anthracene	ND	6.7	ug/kg	SW846 8270C
Benzo(a)anthracene	ND	6.7	ug/kg	SW846 8270C
Benzo(b)fluoranthene	ND	6.7	ug/kg	SW846 8270C
Benzo(k)fluoranthene	ND	6.7	ug/kg	SW846 8270C
Benzoic acid	ND	660	ug/kg	SW846 8270C
Benzo(ghi)perylene	ND	6.7	ug/kg	SW846 8270C
Benzo(a)pyrene	ND	6.7	ug/kg	SW846 8270C
Benzyl alcohol	ND	330	ug/kg	SW846 8270C
bis(2-Chloroethoxy) methane	ND	100	ug/kg	SW846 8270C
bis(2-Chloroethyl)-ether	ND	100	ug/kg	SW846 8270C
bis(2-Chloroisopropyl) ether	ND	100	ug/kg	SW846 8270C
bis(2-Ethylhexyl) phthalate	ND	50	ug/kg	SW846 8270C
4-Bromophenyl phenyl ether	ND	50	ug/kg	SW846 8270C
Butyl benzyl phthalate	ND	50	ug/kg	SW846 8270C
4-Chloroaniline	ND	150	ug/kg	SW846 8270C
4-Chloro-3-methylphenol	ND	150	ug/kg	SW846 8270C
2-Chloronaphthalene	ND	50	ug/kg	SW846 8270C
2-Chlorophenol	ND	50	ug/kg	SW846 8270C
4-Chlorophenyl phenyl ether	ND	50	ug/kg	SW846 8270C
Chrysene	ND	6.7	ug/kg	SW846 8270C
Dibenzofuran	ND	50	ug/kg	SW846 8270C
Di-n-butyl phthalate	ND	50	ug/kg	SW846 8270C
1,2-Dichlorobenzene	ND	50	ug/kg	SW846 8270C
1,3-Dichlorobenzene	ND	50	ug/kg	SW846 8270C
1,4-Dichlorobenzene	ND	50	ug/kg	SW846 8270C
3,3'-Dichlorobenzidine	ND	100	ug/kg	SW846 8270C
2,4-Dichlorophenol	ND	150	ug/kg	SW846 8270C
Diethyl phthalate	ND	50	ug/kg	SW846 8270C
2,4-Dimethylphenol	ND	150	ug/kg	SW846 8270C
Dimethyl phthalate	ND	50	ug/kg	SW846 8270C
Di-n-octyl phthalate	ND	50	ug/kg	SW846 8270C
4,6-Dinitro-2-methylphenol	ND	150	ug/kg	SW846 8270C

(Continued on next page)

METHOD BLANK REPORT

GC/MS Semivolatiles

Client Lot #...: A9C310174 **Work Order #...:** K9EL91AA **Matrix.....:** SOLID

PARAMETER	RESULT	REPORTING LIMIT	UNITS	METHOD
2,4-Dinitrophenol	ND	330	ug/kg	SW846 8270C
2,4-Dinitrotoluene	ND	200	ug/kg	SW846 8270C
2,6-Dinitrotoluene	ND	200	ug/kg	SW846 8270C
Fluoranthene	ND	6.7	ug/kg	SW846 8270C
Fluorene	ND	6.7	ug/kg	SW846 8270C
Hexachlorobenzene	ND	6.7	ug/kg	SW846 8270C
Hexachlorobutadiene	ND	50	ug/kg	SW846 8270C
Hexachlorocyclopenta-diene	ND	330	ug/kg	SW846 8270C
Hexachloroethane	ND	50	ug/kg	SW846 8270C
Indeno(1,2,3-cd)pyrene	ND	6.7	ug/kg	SW846 8270C
Isophorone	ND	50	ug/kg	SW846 8270C
2-Methylnaphthalene	ND	6.7	ug/kg	SW846 8270C
2-Methylphenol	ND	200	ug/kg	SW846 8270C
Naphthalene	ND	6.7	ug/kg	SW846 8270C
2-Nitroaniline	ND	200	ug/kg	SW846 8270C
3-Nitroaniline	ND	200	ug/kg	SW846 8270C
4-Nitroaniline	ND	200	ug/kg	SW846 8270C
Nitrobenzene	ND	100	ug/kg	SW846 8270C
2-Nitrophenol	ND	50	ug/kg	SW846 8270C
4-Nitrophenol	ND	330	ug/kg	SW846 8270C
N-Nitrosodi-n-propyl-amine	ND	50	ug/kg	SW846 8270C
N-Nitrosodiphenylamine	ND	50	ug/kg	SW846 8270C
Pentachlorophenol	ND	150	ug/kg	SW846 8270C
Phenanthrene	ND	6.7	ug/kg	SW846 8270C
Phenol	ND	50	ug/kg	SW846 8270C
Pyrene	ND	6.7	ug/kg	SW846 8270C
1,2,4-Trichloro-benzene	ND	50	ug/kg	SW846 8270C
2,4,5-Trichloro-phenol	ND	150	ug/kg	SW846 8270C
2,4,6-Trichloro-phenol	ND	150	ug/kg	SW846 8270C
Dibenzo(a,h)anthracene	ND	6.7	ug/kg	SW846 8270C
Carbazole	ND	50	ug/kg	SW846 8270C
3-Methylphenol & 4-Methylphenol	ND	400	ug/kg	SW846 8270C

SURROGATE	PERCENT RECOVERY	RECOVERY LIMITS
Nitrobenzene-d5	79	(50 - 150)
2-Fluorobiphenyl	76	(50 - 150)
Terphenyl-d14	102	(50 - 150)
Phenol-d5	84	(50 - 150)

(Continued on next page)

METHOD BLANK REPORT

GC/MS Semivolatiles

Client Lot #...: A9C310174 **Work Order #...:** K9EL91AA **Matrix.....:** SOLID

PARAMETER	RESULT	REPORTING LIMIT	UNITS	METHOD
2-Fluorophenol	87	(50 - 150)		
2,4,6-Tribromophenol	65	(50 - 150)		

NOTE(S):

Calculations are performed before rounding to avoid round-off errors in calculated results.

TestAmerica North Canton

Semivolatile REPORT SW-846 Method 8270

Data file : \\cansvr11\dd\chem\MSS\a4hp7.i\90408a.b\K9EL91AA.D
Lab Smp Id: k9el91aa Client Smp ID: INTRA-LAB BLANK
Inj Date : 08-APR-2009 10:56
Operator : 001710 Inst ID: a4hp7.i
Smp Info : k9el91aa,90408a.b,8270C-625,1-827042d.sub
Misc Info :
Comment   :
Method   : \\cansvr11\dd\chem\MSS\a4hp7.i\90408a.b\8270C-625.m
Meth Date : 09-Apr-2009 14:54 gruberj Quant Type: ISTD
Cal Date : 01-APR-2009 17:51 Cal File: 7SMH0401.D
Als bottle: 7 QC Sample: METHOD BLANK
Dil Factor: 1.00000
Integrator: HP RTE Compound Sublist: 1-827042d.sub
Target Version: 4.14
Processing Host: CANPMSSV01

Concentration Formula: Amt * DF * Uf * Vt/(Vi * Ws *) * CpndVariable

Name	Value	Description
DF	1.000	Dilution Factor
Uf	1.000	ng unit correction factor
Vt	2000.000	Volume of final extract (uL)(1000 low, 2
Vi	0.50000	Volume injected (uL)
Ws	30.000	Weight of sample extracted (g)
Cpnd Variable		Local Compound Variable

Compounds	QUANT SIG MASS	RT	EXP RT	REL RT	RESPONSE	CONCENTRATIONS ON-COLUMN (NG)	FINAL (ug/kg)	
* 1 1,4-Dichlorobenzene-d4	152	3.413	3.418	(1.000)	96247	2.00000		(Q)
* 2 Naphthalene-d8	136	4.301	4.306	(1.000)	424882	2.00000		
* 3 Acenaphthene-d10	164	5.569	5.569	(1.000)	227384	2.00000		
* 4 Phenanthrene-d10	188	6.649	6.649	(1.000)	367021	2.00000		
* 5 Chrysene-d12	240	8.596	8.607	(1.000)	296623	2.00000		
* 6 Perylene-d12	264	9.955	9.965	(1.000)	276712	2.00000		
9 Pyridine	79	Compound Not Detected.						
10 N-Nitrosodimethylamine	74	Compound Not Detected.						
11 Ethyl methacrylate	69	Compound Not Detected.						
12 3-Chloropropionitrile	54	Compound Not Detected.						
13 Malononitrile	66	Compound Not Detected.						
209 Benzaldehyde	77	Compound Not Detected.						
21 Aniline	93	Compound Not Detected.						
22 Phenol	94	Compound Not Detected.						
23 bis(2-Chloroethyl)ether	93	Compound Not Detected.						
24 2-Chlorophenol	128	Compound Not Detected.						
26 1,3-Dichlorobenzene	146	Compound Not Detected.						
27 1,4-Dichlorobenzene	146	Compound Not Detected.						

28	1,2-Dichlorobenzene	146	Compound Not Detected.
29	Benzyl Alcohol	108	Compound Not Detected.

	Compounds	QUANT SIG MASS	RT	EXP RT	REL RT	RESPONSE	CONCENTRATIONS ON-COLUMN (NG)	FINAL (ug/kg)
30	2-Methylphenol	108	Compound Not Detected.					
31	bis(2-Chloroisopropyl)ether	45	Compound Not Detected.					
37	Acetophenone	105	Compound Not Detected.					
32	N-Nitroso-di-n-propylamine	70	Compound Not Detected.					
192	4-Methylphenol	108	Compound Not Detected.					
34	Hexachloroethane	117	Compound Not Detected.					
35	Nitrobenzene	77	Compound Not Detected.					
41	Isophorone	82	Compound Not Detected.					
42	2-Nitrophenol	139	Compound Not Detected.					
43	2,4-Dimethylphenol	107	Compound Not Detected.					
44	bis(2-Chloroethoxy)methane	93	Compound Not Detected.					
46	2,4-Toluenediamene	121	Compound Not Detected.					
47	1,3,5-Trichlorobenzene	180	Compound Not Detected.					
48	2,4-Dichlorophenol	162	Compound Not Detected.					
49	Benzoic Acid	122	Compound Not Detected.					
50	1,2,4-Trichlorobenzene	180	Compound Not Detected.					
51	Naphthalene	128	Compound Not Detected.					
52	4-Chloroaniline	127	Compound Not Detected.					
56	Hexachlorobutadiene	225	Compound Not Detected.					
210	Caprolactam	113	Compound Not Detected.					
57	1,2,3-Trichlorobenzene	180	Compound Not Detected.					
59	4-Chloro-3-Methylphenol	107	Compound Not Detected.					
62	2-Methylnaphthalene	142	Compound Not Detected.					
63	1-Methylnaphthalene	142	Compound Not Detected.					
64	Hexachlorocyclopentadiene	237	Compound Not Detected.					
66	2,4,6-Trichlorophenol	196	Compound Not Detected.					
67	2,4,5-Trichlorophenol	196	Compound Not Detected.					
211	1,1'-Biphenyl	154	Compound Not Detected.					
68	1,2,3,5-Tetrachlorobenzene	216	Compound Not Detected.					
70	2-Chloronaphthalene	162	Compound Not Detected.					
73	2-Nitroaniline	65	Compound Not Detected.					
74	1,2,3,4-Tetrachlorobenzene	216	Compound Not Detected.					
76	Dimethylphthalate	163	Compound Not Detected.					
78	2,6-Dinitrotoluene	165	Compound Not Detected.					
79	Acenaphthylene	152	Compound Not Detected.					
80	1,2-Dinitrobenzene	168	Compound Not Detected.					
81	3-Nitroaniline	138	Compound Not Detected.					
82	Acenaphthene	153	Compound Not Detected.					
83	2,4-Dinitrophenol	184	Compound Not Detected.					
85	4-Nitrophenol	109	Compound Not Detected.					
86	Dibenzofuran	168	Compound Not Detected.					
87	2,4-Dinitrotoluene	165	Compound Not Detected.					
91	2,3,5,6-Tetrachlorophenol	232	Compound Not Detected.					
93	Diethylphthalate	149	Compound Not Detected.					
94	Fluorene	166	Compound Not Detected.					
95	4-Chlorophenyl-phenylether	204	Compound Not Detected.					
96	4-Nitroaniline	138	Compound Not Detected.					
98	4,6-Dinitro-2-methylphenol	198	Compound Not Detected.					
99	N-Nitrosodiphenylamine	169	Compound Not Detected.					
100	1,2-Diphenylhydrazine	77	Compound Not Detected.					
106	4-Bromophenyl-phenylether	248	Compound Not Detected.					
107	Hexachlorobenzene	284	Compound Not Detected.					

212	Atrazine	200	Compound Not Detected.
111	Pentachlorophenol	266	Compound Not Detected.

	Compounds	QUANT SIG MASS	RT	EXP RT	REL RT	RESPONSE	CONCENTRATIONS ON-COLUMN (NG)	FINAL (ug/kg)
115	Phenanthrene	178	Compound Not Detected.					
116	Anthracene	178	Compound Not Detected.					
119	Carbazole	167	Compound Not Detected.					
120	Di-n-Butylphthalate	149	Compound Not Detected.					
123	Fluoranthene	202	Compound Not Detected.					
124	Benzidine	184	Compound Not Detected.					
125	Pyrene	202	Compound Not Detected.					
131	Butylbenzylphthalate	149	Compound Not Detected.					
133	3,3'-Dimethoxybenzidine	244	Compound Not Detected.					
135	3,3'-Dichlorobenzidine	252	Compound Not Detected.					
136	Benzo(a)Anthracene	228	Compound Not Detected.					
137	Chrysene	228	Compound Not Detected.					
138	4,4'-Methylene bis(o-chloroan	231	Compound Not Detected.					
139	bis(2-ethylhexyl)Phthalate	149	Compound Not Detected.					
140	Di-n-octylphthalate	149	Compound Not Detected.					
141	Benzo(b)fluoranthene	252	Compound Not Detected.					
142	Benzo(k)fluoranthene	252	Compound Not Detected.					
146	Benzo(a)pyrene	252	Compound Not Detected.					
149	Indeno(1,2,3-cd)pyrene	276	Compound Not Detected.					
150	Dibenz(a,h)anthracene	278	Compound Not Detected.					
151	Benzo(g,h,i)perylene	276	Compound Not Detected.					
198	1,4-Dioxane	88	Compound Not Detected.					
$ 154	Nitrobenzene-d5	82	3.788	3.793	(0.881)	442719	3.93359	524.48
$ 155	2-Fluorobiphenyl	172	5.061	5.066	(0.909)	522191	3.78170	504.23
$ 156	Terphenyl-d14	244	7.788	7.788	(0.906)	618618	5.08628	678.17
$ 157	Phenol-d5	99	3.135	3.135	(0.919)	633521	6.33430	844.57
$ 158	2-Fluorophenol	112	2.568	2.557	(0.752)	425932	6.52877	870.50
$ 159	2,4,6-Tribromophenol	330	6.136	6.141	(1.102)	57732	4.84425	645.90
$ 186	2-Chlorophenol-d4	132	3.263	3.269	(0.956)	383513	6.90454	920.60
$ 187	1,2-Dichlorobenzene-d4	152	3.520	3.525	(1.031)	159792	4.19609	559.48
M 195	Cresols, total	100	Compound Not Detected.					
101	Diphenylamine	169	Compound Not Detected.					

QC Flag Legend

Q - Qualifier signal failed the ratio test.

TestAmerica North Canton

INTERNAL STANDARD COMPOUNDS
AREA AND RT SUMMARY

Instrument ID: a4hp7.i
Lab File ID: K9EL91AA.D
Lab Smp Id: k9el91aa
Analysis Type: SV
Quant Type: ISTD
Operator: 001710
Method File: \\cansvr11\dd\chem\MSS\a4hp7.i\90408a.b\8270C-625.m
Misc Info:

Calibration Date: 08-APR-2009
Calibration Time: 09:12
Client Smp ID: INTRA-LAB BLANK
Level: LOW
Sample Type: SOIL

		AREA LIMIT			
COMPOUND	STANDARD	LOWER	UPPER	SAMPLE	%DIFF
1 1,4-Dichlorobenze	158685	79343	317370	96247	-39.35
2 Naphthalene-d8	644503	322252	1289006	424882	-34.08
3 Acenaphthene-d10	340284	170142	680568	227384	-33.18
4 Phenanthrene-d10	541642	270821	1083284	367021	-32.24
5 Chrysene-d12	453136	226568	906272	296623	-34.54
6 Perylene-d12	432956	216478	865912	276712	-36.09

		RT LIMIT			
COMPOUND	STANDARD	LOWER	UPPER	SAMPLE	%DIFF
1 1,4-Dichlorobenze	3.42	2.92	3.92	3.41	-0.15
2 Naphthalene-d8	4.31	3.81	4.81	4.30	-0.12
3 Acenaphthene-d10	5.57	5.07	6.07	5.57	0.00
4 Phenanthrene-d10	6.65	6.15	7.15	6.65	0.00
5 Chrysene-d12	8.61	8.11	9.11	8.60	-0.12
6 Perylene-d12	9.97	9.47	10.47	9.96	-0.11

AREA UPPER LIMIT = +100% of internal standard area.
AREA LOWER LIMIT = - 50% of internal standard area.
RT UPPER LIMIT = + 0.50 minutes of internal standard RT.
RT LOWER LIMIT = - 0.50 minutes of internal standard RT.

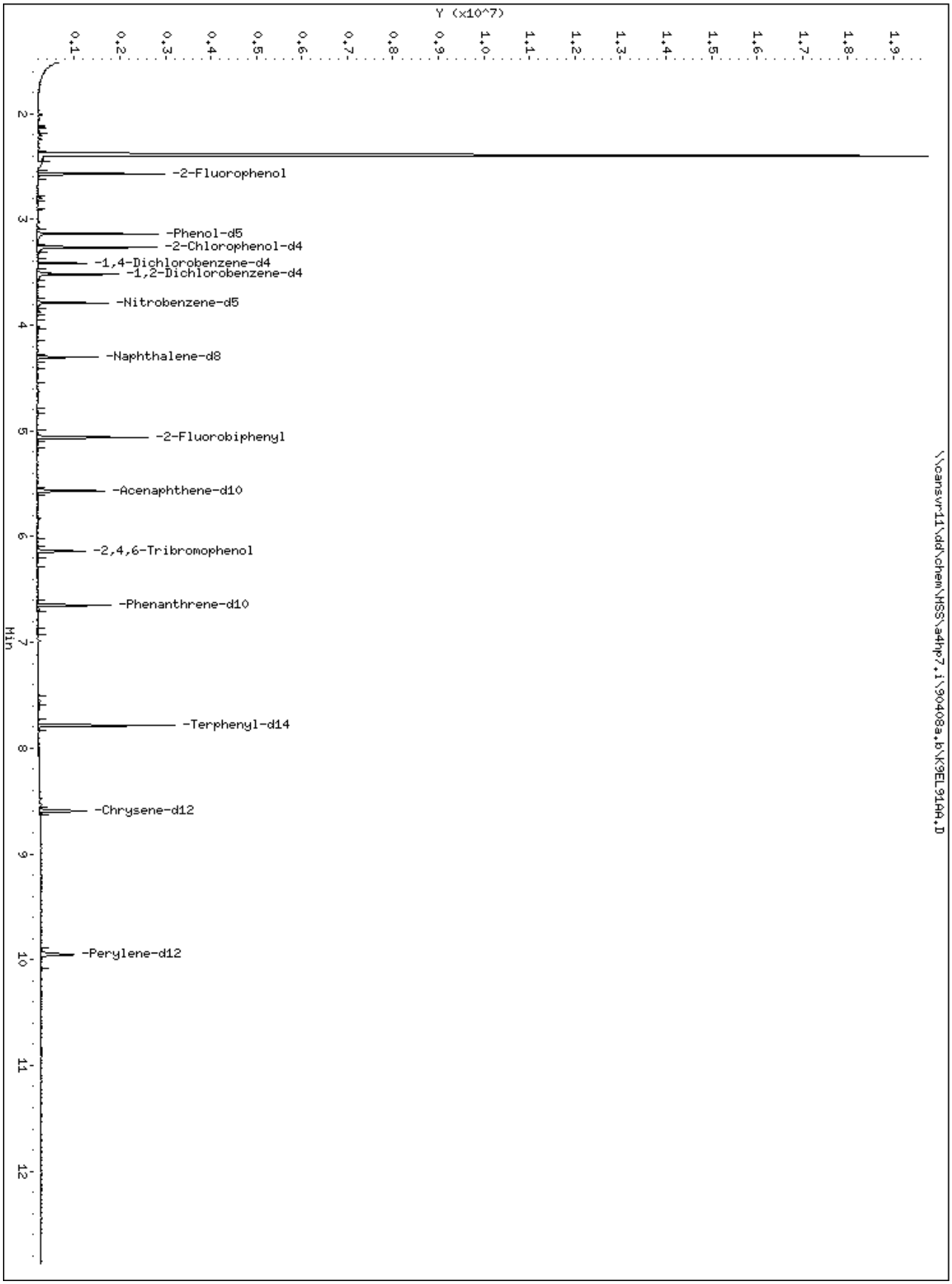
Y (x10^7)
0.1
0.2
0.3
0.4
0.5
0.6
0.7
0.8
0.9
1.0
1.1
1.2
1.3
1.4
1.5
1.6
1.7
1.8
1.9
2
3
4
5
6
7
8
9
10
11
12
Min
-2-Fluorophenol
-Phenol-d5
-2-Chlorophenol-d4
-1,4-Dichlorobenzene-d4
-1,2-Dichlorobenzene-d4
-Nitrobenzene-d5
-Naphthalene-d8
-2-Fluorobiphenyl
-Acenaphthene-d10
-2,4,6-Tribromophenol
-Phenanthrene-d10
-Terphenyl-d14
-Chrysene-d12
-Perylene-d12
\\cansvr11\dd\chem\HSS\a4hp7.i\90408a.b\K9EL910A.D

METHOD BLANK REPORT

TCLP GC/MS Semivolatiles

Client Lot #...: A9C310174 **Work Order #...:** K9FVN1AA **Matrix.....:** SOLID
MB Lot-Sample #: A9D020000-036
Leach Date.....: 04/01/09 **Prep Date.....:** 04/02/09 **Analysis Date..:** 04/07/09
Leach Batch #..: P909112 **Prep Batch #...:** 9092036 **Final Wgt/Vol..:** 2 mL
Dilution Factor: 1 **Initial Wgt/Vol:** 250 mL

PARAMETER	RESULT	REPORTING LIMIT	UNITS	METHOD
o-Cresol	ND	0.0040	mg/L	SW846 8270C
m-Cresol & p-Cresol	ND	0.040	mg/L	SW846 8270C
1,4-Dichlorobenzene	ND	0.0040	mg/L	SW846 8270C
2,4-Dinitrotoluene	ND	0.020	mg/L	SW846 8270C
Hexachlorobenzene	ND	0.020	mg/L	SW846 8270C
Hexachlorobutadiene	ND	0.020	mg/L	SW846 8270C
Hexachloroethane	ND	0.020	mg/L	SW846 8270C
Nitrobenzene	ND	0.0040	mg/L	SW846 8270C
Pentachlorophenol	ND	0.040	mg/L	SW846 8270C
Pyridine	ND	0.020	mg/L	SW846 8270C
2,4,5-Trichloro-phenol	ND	0.020	mg/L	SW846 8270C
2,4,6-Trichloro-phenol	ND	0.020	mg/L	SW846 8270C

SURROGATE	PERCENT RECOVERY	RECOVERY LIMITS
Nitrobenzene-d5	78	(29 - 111)
2-Fluorobiphenyl	75	(22 - 110)
Terphenyl-d14	96	(40 - 119)
Phenol-d5	70	(10 - 110)
2-Fluorophenol	52	(10 - 110)
2,4,6-Tribromophenol	86	(17 - 117)

NOTE(S):

Calculations are performed before rounding to avoid round-off errors in calculated results.

TestAmerica North Canton

Semivolatile REPORT SW-846 Method 8270

Data file : \\cansvr11\dd\chem\MSS\a4hp7.i\90407a.b\K9FVN1AA.D
Lab Smp Id: k9fvn1aa Client Smp ID: INTRA-LAB BLANK
Inj Date : 07-APR-2009 13:54
Operator : 001710 Inst ID: a4hp7.i
Smp Info : k9fvn1aa,90407a.b,8270C-625,8-tclp.sub
Misc Info :
Comment   :
Method   : \\cansvr11\dd\chem\MSS\a4hp7.i\90407a.b\8270C-625.m
Meth Date : 08-Apr-2009 12:42 gruberj Quant Type: ISTD
Cal Date : 01-APR-2009 17:51 Cal File: 7SMH0401.D
Als bottle: 80 QC Sample: METHOD BLANK
Dil Factor: 1.00000
Integrator: HP RTE Compound Sublist: 8-tclp.sub
Target Version: 4.14
Processing Host: CANPMSSV01

Concentration Formula: Amt * DF * Uf * Vt/(Vo * Vi) * .001 * CpndVariable

Name	Value	Description
DF	1.000	Dilution Factor
Uf	1.000	ng unit correction factor
Vt	2000.000	Volume of final extract (uL)
Vo	250.000	Volume of sample extracted (mL)
Vi	0.50000	Volume injected (uL)
Cpnd Variable		Local Compound Variable

	Compounds	QUANT SIG MASS	RT	EXP RT	REL RT	RESPONSE	CONCENTRATIONS ON-COLUMN (NG)	FINAL (mg/L)	
*	1 1,4-Dichlorobenzene-d4	152	3.419	3.424	(1.000)	162395	2.00000		(Q)
*	2 Naphthalene-d8	136	4.312	4.312	(1.000)	649914	2.00000		
*	3 Acenaphthene-d10	164	5.574	5.574	(1.000)	315866	2.00000		
*	4 Phenanthrene-d10	188	6.654	6.654	(1.000)	563072	2.00000		
*	5 Chrysene-d12	240	8.607	8.596	(1.000)	463856	2.00000		
*	6 Perylene-d12	264	9.971	9.954	(1.000)	435878	2.00000		
	9 Pyridine	79	Compound Not Detected.						
	27 1,4-Dichlorobenzene	146	Compound Not Detected.						
M	195 Cresols, total	100	Compound Not Detected.						
	30 2-Methylphenol	108	Compound Not Detected.						
	192 4-Methylphenol	108	Compound Not Detected.						
	193 3-Methylphenol	108	Compound Not Detected.						
	34 Hexachloroethane	117	Compound Not Detected.						
	35 Nitrobenzene	77	Compound Not Detected.						
	56 Hexachlorobutadiene	225	Compound Not Detected.						
	66 2,4,6-Trichlorophenol	196	Compound Not Detected.						
	67 2,4,5-Trichlorophenol	196	Compound Not Detected.						
	87 2,4-Dinitrotoluene	165	Compound Not Detected.						

107	Hexachlorobenzene	284	Compound Not Detected.
111	Pentachlorophenol	266	Compound Not Detected.

Compounds	QUANT SIG MASS	RT	EXP RT	REL RT	RESPONSE	CONCENTRATIONS ON-COLUMN (NG)	CONCENTRATIONS FINAL (mg/L)
$ 154 Nitrobenzene-d5	82	3.798	3.798	(0.881)	674880	3.92012	0.062722
$ 155 2-Fluorobiphenyl	172	5.066	5.071	(0.909)	719480	3.75088	0.060014
$ 156 Terphenyl-d14	244	7.794	7.794	(0.906)	915114	4.81144	0.076983
$ 157 Phenol-d5	99	3.130	3.135	(0.916)	887477	5.25907	0.084145
$ 158 2-Fluorophenol	112	2.557	2.563	(0.748)	426967	3.87883	0.062061
$ 159 2,4,6-Tribromophenol	330	6.141	6.146	(1.102)	106216	6.41589	0.10265
$ 186 2-Chlorophenol-d4	132	3.269	3.269	(0.956)	537957	5.74006	0.091841
$ 187 1,2-Dichlorobenzene-d4	152	3.531	3.531	(1.033)	223439	3.47747	0.055640

QC Flag Legend

Q - Qualifier signal failed the ratio test.

TestAmerica North Canton

INTERNAL STANDARD COMPOUNDS
AREA AND RT SUMMARY

Instrument ID: a4hp7.i
Lab File ID: K9FVN1AA.D
Lab Smp Id: k9fvn1aa
Analysis Type: SV
Quant Type: ISTD
Operator: 001710
Method File: \\cansvr11\dd\chem\MSS\a4hp7.i\90407a.b\8270C-625.m
Misc Info:

Calibration Date: 07-APR-2009
Calibration Time: 09:18
Client Smp ID: INTRA-LAB BLANK
Level: MED
Sample Type: WATER

		AREA LIMIT			
COMPOUND	STANDARD	LOWER	UPPER	SAMPLE	%DIFF
1 1,4-Dichlorobenze	157181	78591	314362	162395	3.32
2 Naphthalene-d8	660718	330359	1321436	649914	-1.64
3 Acenaphthene-d10	345944	172972	691888	315866	-8.69
4 Phenanthrene-d10	563199	281600	1126398	563072	-0.02
5 Chrysene-d12	465162	232581	930324	463856	-0.28
6 Perylene-d12	429707	214854	859414	435878	1.44

		RT LIMIT			
COMPOUND	STANDARD	LOWER	UPPER	SAMPLE	%DIFF
1 1,4-Dichlorobenze	3.42	2.92	3.92	3.42	-0.15
2 Naphthalene-d8	4.31	3.81	4.81	4.31	0.00
3 Acenaphthene-d10	5.57	5.07	6.07	5.57	0.00
4 Phenanthrene-d10	6.65	6.15	7.15	6.65	0.00
5 Chrysene-d12	8.60	8.10	9.10	8.61	0.13
6 Perylene-d12	9.95	9.45	10.45	9.97	0.16

AREA UPPER LIMIT = +100% of internal standard area.
AREA LOWER LIMIT = - 50% of internal standard area.
RT UPPER LIMIT = + 0.50 minutes of internal standard RT.
RT LOWER LIMIT = - 0.50 minutes of internal standard RT.

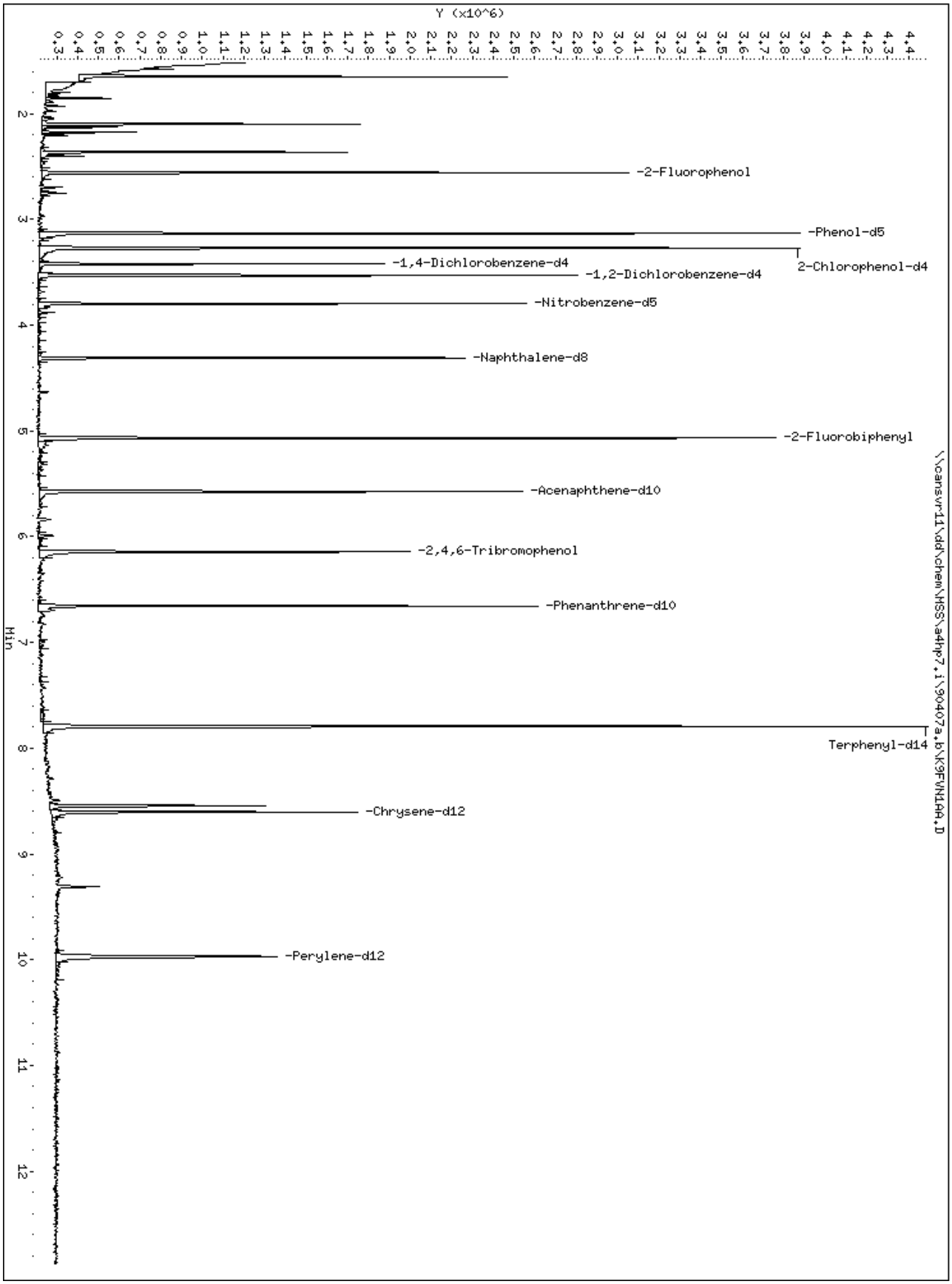
Y (x10^6)
Min
-2-Fluorophenol
-Phenol-d5
2-Chlorophenol-d4
-1,4-Dichlorobenzene-d4
-1,2-Dichlorobenzene-d4
-Nitrobenzene-d5
-Naphthalene-d8
-2-Fluorobiphenyl
-Acenaphthene-d10
-2,4,6-Tribromophenol
-Phenanthrene-d10
Terphenyl-d14
-Chrysene-d12
-Perylene-d12
\\cansvr11\dd\chem\HSS\a4hp7.i\90407a.b\K9FWN10A.D

METHOD BLANK REPORT

TCLP GC/MS Semivolatiles

Client Lot #...: A9C310174 **Work Order #...:** K9FVP1AA **Matrix.....:** WATER
MB Lot-Sample #: A9D020000-037
Leach Date.....: 04/01/09 **Prep Date.....:** 04/02/09 **Analysis Date..:** 04/07/09
Leach Batch #..: P909110 **Prep Batch #...:** 9092037 **Final Wgt/Vol..:** 2 mL
Dilution Factor: 1 **Initial Wgt/Vol:** 250 mL

PARAMETER	RESULT	REPORTING LIMIT	UNITS	METHOD
o-Cresol	ND	0.0040	mg/L	SW846 8270C
m-Cresol & p-Cresol	ND	0.040	mg/L	SW846 8270C
1,4-Dichlorobenzene	ND	0.0040	mg/L	SW846 8270C
2,4-Dinitrotoluene	ND	0.020	mg/L	SW846 8270C
Hexachlorobenzene	ND	0.020	mg/L	SW846 8270C
Hexachlorobutadiene	ND	0.020	mg/L	SW846 8270C
Hexachloroethane	ND	0.020	mg/L	SW846 8270C
Nitrobenzene	ND	0.0040	mg/L	SW846 8270C
Pentachlorophenol	ND	0.040	mg/L	SW846 8270C
Pyridine	ND	0.020	mg/L	SW846 8270C
2,4,5-Trichloro-phenol	ND	0.020	mg/L	SW846 8270C
2,4,6-Trichloro-phenol	ND	0.020	mg/L	SW846 8270C

SURROGATE	PERCENT RECOVERY	RECOVERY LIMITS
Nitrobenzene-d5	78	(27 - 110)
2-Fluorobiphenyl	75	(20 - 110)
Terphenyl-d14	96	(44 - 110)
Phenol-d5	70	(10 - 110)
2-Fluorophenol	52	(10 - 110)
2,4,6-Tribromophenol	86	(28 - 110)

NOTE(S):

Calculations are performed before rounding to avoid round-off errors in calculated results.

TestAmerica North Canton

Semivolatile REPORT SW-846 Method 8270

Data file : \\cansvr11\dd\chem\MSS\a4hp7.i\90407a.b\K9FVP1AA.D
Lab Smp Id: K9FVP1AA Client Smp ID: INTRA-LAB BLANK
Inj Date : 07-APR-2009 13:54
Operator : 001710 Inst ID: a4hp7.i
Smp Info : k9fvp1aa,90407a.b,8270C-625,8-tclp.sub
Misc Info :
Comment   :
Method   : \\cansvr11\dd\chem\MSS\a4hp7.i\90407a.b\8270C-625.m
Meth Date : 08-Apr-2009 12:42 gruberj Quant Type: ISTD
Cal Date : 01-APR-2009 17:51 Cal File: 7SMH0401.D
Als bottle: 80 QC Sample: METHOD BLANK
Dil Factor: 1.00000
Integrator: HP RTE Compound Sublist: 8-tclp.sub
Target Version: 4.14
Processing Host: CANPMSSV01

Concentration Formula: Amt * DF * Uf * Vt/(Vo * Vi) * .001 * CpndVariable

Name	Value	Description
DF	1.000	Dilution Factor
Uf	1.000	ng unit correction factor
Vt	2000.000	Volume of final extract (uL)
Vo	250.000	Volume of sample extracted (mL)
Vi	0.50000	Volume injected (uL)
Cpnd Variable		Local Compound Variable

	Compounds	QUANT SIG MASS	RT	EXP RT	REL RT	RESPONSE	CONCENTRATIONS ON-COLUMN (NG)	FINAL (mg/L)	
*	1 1,4-Dichlorobenzene-d4	152	3.419	3.424	(1.000)	162395	2.00000		(Q)
*	2 Naphthalene-d8	136	4.312	4.312	(1.000)	649914	2.00000		
*	3 Acenaphthene-d10	164	5.574	5.574	(1.000)	315866	2.00000		
*	4 Phenanthrene-d10	188	6.654	6.654	(1.000)	563072	2.00000		
*	5 Chrysene-d12	240	8.607	8.596	(1.000)	463856	2.00000		
*	6 Perylene-d12	264	9.971	9.954	(1.000)	435878	2.00000		
	9 Pyridine	79	Compound Not Detected.						
	27 1,4-Dichlorobenzene	146	Compound Not Detected.						
M	195 Cresols, total	100	Compound Not Detected.						
	30 2-Methylphenol	108	Compound Not Detected.						
	192 4-Methylphenol	108	Compound Not Detected.						
	193 3-Methylphenol	108	Compound Not Detected.						
	34 Hexachloroethane	117	Compound Not Detected.						
	35 Nitrobenzene	77	Compound Not Detected.						
	56 Hexachlorobutadiene	225	Compound Not Detected.						
	66 2,4,6-Trichlorophenol	196	Compound Not Detected.						
	67 2,4,5-Trichlorophenol	196	Compound Not Detected.						
	87 2,4-Dinitrotoluene	165	Compound Not Detected.						

107	Hexachlorobenzene	284	Compound Not Detected.
111	Pentachlorophenol	266	Compound Not Detected.

Compounds	QUANT SIG MASS	RT	EXP RT	REL RT	RESPONSE	CONCENTRATIONS ON-COLUMN (NG)	CONCENTRATIONS FINAL (mg/L)
$ 154 Nitrobenzene-d5	82	3.798	3.798	(0.881)	674880	3.92012	0.062722
$ 155 2-Fluorobiphenyl	172	5.066	5.071	(0.909)	719480	3.75088	0.060014
$ 156 Terphenyl-d14	244	7.794	7.794	(0.906)	915114	4.81144	0.076983
$ 157 Phenol-d5	99	3.130	3.135	(0.916)	887477	5.25907	0.084145
$ 158 2-Fluorophenol	112	2.557	2.563	(0.748)	426967	3.87883	0.062061
$ 159 2,4,6-Tribromophenol	330	6.141	6.146	(1.102)	106216	6.41589	0.10265
$ 186 2-Chlorophenol-d4	132	3.269	3.269	(0.956)	537957	5.74006	0.091841
$ 187 1,2-Dichlorobenzene-d4	152	3.531	3.531	(1.033)	223439	3.47747	0.055640

QC Flag Legend

Q - Qualifier signal failed the ratio test.

TestAmerica North Canton

INTERNAL STANDARD COMPOUNDS
AREA AND RT SUMMARY

Instrument ID: a4hp7.i
Lab File ID: K9FVP1AA.D
Lab Smp Id: K9FVP1AA
Analysis Type: SV
Quant Type: ISTD
Operator: 001710
Method File: \\cansvr11\dd\chem\MSS\a4hp7.i\90407a.b\8270C-625.m
Misc Info:

Calibration Date: 07-APR-2009
Calibration Time: 09:18
Client Smp ID: INTRA-LAB BLANK
Level: MED
Sample Type: WATER

		AREA LIMIT			
COMPOUND	STANDARD	LOWER	UPPER	SAMPLE	%DIFF
1 1,4-Dichlorobenze	157181	78591	314362	162395	3.32
2 Naphthalene-d8	660718	330359	1321436	649914	-1.64
3 Acenaphthene-d10	345944	172972	691888	315866	-8.69
4 Phenanthrene-d10	563199	281600	1126398	563072	-0.02
5 Chrysene-d12	465162	232581	930324	463856	-0.28
6 Perylene-d12	429707	214854	859414	435878	1.44

		RT LIMIT			
COMPOUND	STANDARD	LOWER	UPPER	SAMPLE	%DIFF
1 1,4-Dichlorobenze	3.42	2.92	3.92	3.42	-0.15
2 Naphthalene-d8	4.31	3.81	4.81	4.31	0.00
3 Acenaphthene-d10	5.57	5.07	6.07	5.57	0.00
4 Phenanthrene-d10	6.65	6.15	7.15	6.65	0.00
5 Chrysene-d12	8.60	8.10	9.10	8.61	0.13
6 Perylene-d12	9.95	9.45	10.45	9.97	0.16

AREA UPPER LIMIT = +100% of internal standard area.
AREA LOWER LIMIT = - 50% of internal standard area.
RT UPPER LIMIT = + 0.50 minutes of internal standard RT.
RT LOWER LIMIT = - 0.50 minutes of internal standard RT.

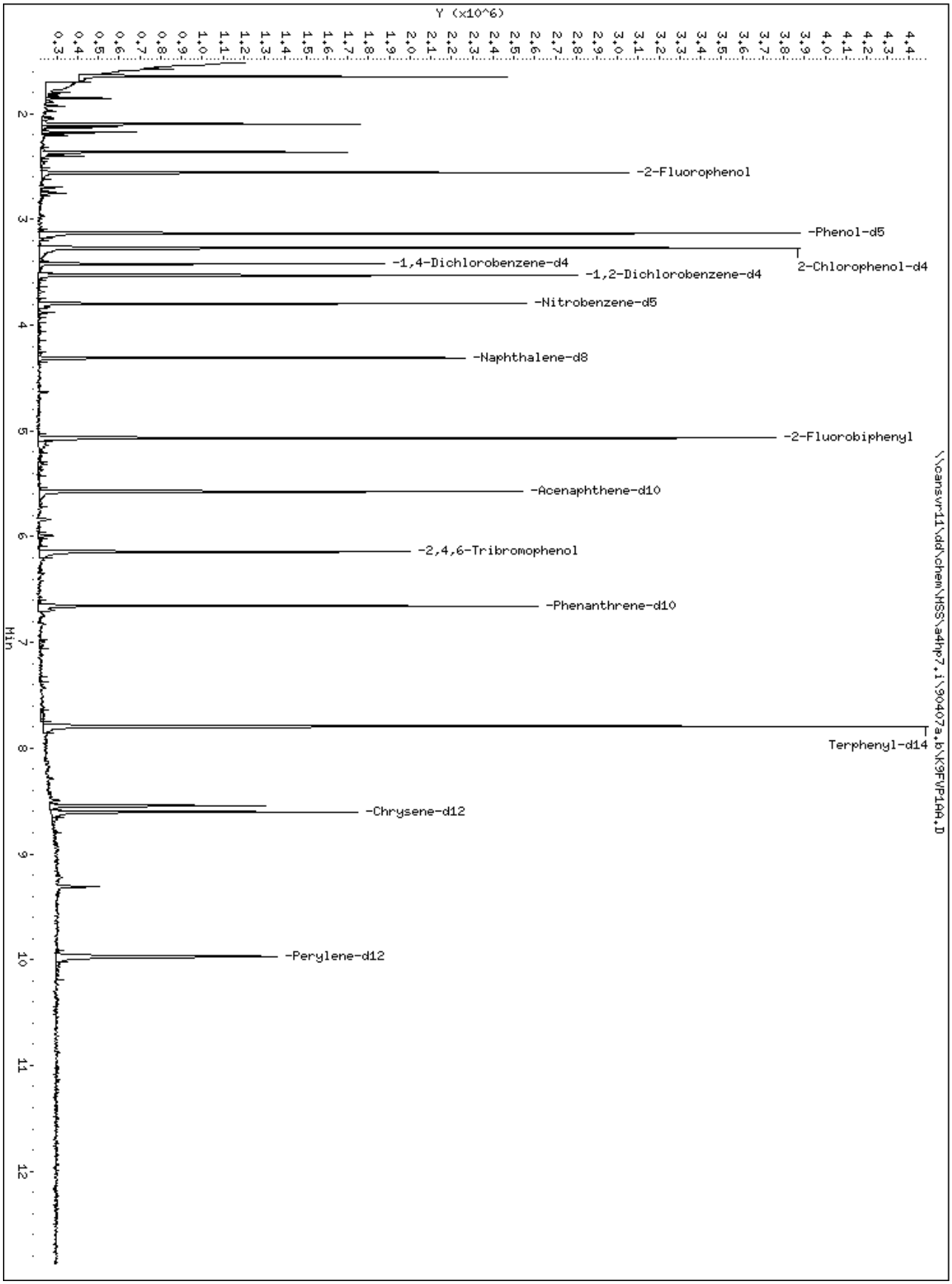
Y (x10^6)
Min
-2-Fluorophenol
-Phenol-d5
2-Chlorophenol-d4
-1,4-Dichlorobenzene-d4
-1,2-Dichlorobenzene-d4
-Nitrobenzene-d5
-Naphthalene-d8
-2-Fluorobiphenyl
-Acenaphthene-d10
-2,4,6-Tribromophenol
-Phenanthrene-d10
Terphenyl-d14
-Chrysene-d12
-Perylene-d12
\\cansvr11\dd\chem\HSS\a4hp7.i\90407a.b\K9FVP10A.D

MATRIX SPIKE SAMPLE EVALUATION REPORT

GC/MS Semivolatiles

Client Lot #...: A9C310174 **Work Order #...:** K9C711CW-MS **Matrix.....:** SO
MS Lot-Sample #: A9C310174-008 K9C711CX-MSD
Date Sampled...: 03/27/09 18:40 **Date Received..:** 03/28/09
Prep Date.....: 04/01/09 **Analysis Date..:** 04/08/09
Prep Batch #...: 9091239
Dilution Factor: 1 **Initial Wgt/Vol:** 30.06 g **Final Wgt/Vol..:** 2 mL

PARAMETER	PERCENT RECOVERY	RECOVERY LIMITS	RPD	RPD LIMITS	METHOD
1,2,4-Trichloro-benzene	**75**	**(45 - 135)**			**SW846 8270C**
	80	**(45 - 135)**	**7.1**	**(0-50)**	**SW846 8270C**
Acenaphthene	**80**	**(45 - 135)**			**SW846 8270C**
	83	**(45 - 135)**	**2.6**	**(0-50)**	**SW846 8270C**
2,4-Dinitrotoluene	**103**	**(45 - 135)**			**SW846 8270C**
	101	**(45 - 135)**	**1.4**	**(0-50)**	**SW846 8270C**
Pyrene	**93**	**(45 - 135)**			**SW846 8270C**
	96	**(45 - 135)**	**3.5**	**(0-50)**	**SW846 8270C**
N-Nitrosodi-n-propyl-amine	**88**	**(45 - 135)**			**SW846 8270C**
	89	**(45 - 135)**	**1.7**	**(0-50)**	**SW846 8270C**
1,4-Dichlorobenzene	**89**	**(45 - 135)**			**SW846 8270C**
	87	**(45 - 135)**	**2.3**	**(0-50)**	**SW846 8270C**
Pentachlorophenol	**43 a**	**(45 - 135)**			**SW846 8270C**
	32 a	**(45 - 135)**	**30**	**(0-50)**	**SW846 8270C**
Phenol	**85**	**(45 - 135)**			**SW846 8270C**
	84	**(45 - 135)**	**1.2**	**(0-50)**	**SW846 8270C**
2-Chlorophenol	**81**	**(45 - 135)**			**SW846 8270C**
	85	**(45 - 135)**	**4.2**	**(0-50)**	**SW846 8270C**
4-Chloro-3-methylphenol	**84**	**(45 - 135)**			**SW846 8270C**
	88	**(45 - 135)**	**4.3**	**(0-50)**	**SW846 8270C**
4-Nitrophenol	**74**	**(45 - 135)**			**SW846 8270C**
	71	**(45 - 135)**	**4.4**	**(0-50)**	**SW846 8270C**
Acenaphthylene	**82**	**(45 - 135)**			**SW846 8270C**
	85	**(45 - 135)**	**3.9**	**(0-50)**	**SW846 8270C**
Anthracene	**94**	**(45 - 135)**			**SW846 8270C**
	93	**(45 - 135)**	**1.6**	**(0-50)**	**SW846 8270C**
Benzo(a)anthracene	**91**	**(45 - 135)**			**SW846 8270C**
	93	**(45 - 135)**	**1.6**	**(0-50)**	**SW846 8270C**
Benzo(b)fluoranthene	**98**	**(45 - 135)**			**SW846 8270C**
	92	**(45 - 135)**	**6.5**	**(0-50)**	**SW846 8270C**
Benzo(k)fluoranthene	**92**	**(45 - 135)**			**SW846 8270C**
	98	**(45 - 135)**	**5.9**	**(0-50)**	**SW846 8270C**
Benzo(ghi)perylene	**100**	**(45 - 135)**			**SW846 8270C**
	99	**(45 - 135)**	**0.88**	**(0-50)**	**SW846 8270C**
Benzo(a)pyrene	**89**	**(45 - 135)**			**SW846 8270C**
	90	**(45 - 135)**	**1.3**	**(0-50)**	**SW846 8270C**

(Continued on next page)

MATRIX SPIKE SAMPLE EVALUATION REPORT

GC/MS Semivolatiles

Client Lot #...: A9C310174 **Work Order #...:** K9C711CW-MS **Matrix.....:** SO
MS Lot-Sample #: A9C310174-008 K9C711CX-MSD

PARAMETER	PERCENT RECOVERY	RECOVERY LIMITS	RPD	RPD LIMITS	METHOD
bis(2-Chloroethoxy) methane	**80**	**(45 - 135)**			**SW846 8270C**
	85	**(45 - 135)**	**6.1**	**(0-50)**	**SW846 8270C**
bis(2-Chloroethyl)-ether	**98**	**(45 - 135)**			**SW846 8270C**
	79	**(45 - 135)**	**21**	**(0-50)**	**SW846 8270C**
bis(2-Chloroisopropyl) ether	**92**	**(45 - 135)**			**SW846 8270C**
	91	**(45 - 135)**	**1.4**	**(0-50)**	**SW846 8270C**
bis(2-Ethylhexyl) phthalate	**115**	**(45 - 135)**			**SW846 8270C**
	105	**(45 - 135)**	**9.2**	**(0-50)**	**SW846 8270C**
4-Bromophenyl phenyl ether	**91**	**(45 - 135)**			**SW846 8270C**
	91	**(45 - 135)**	**0.01**	**(0-50)**	**SW846 8270C**
Butyl benzyl phthalate	**103**	**(45 - 135)**			**SW846 8270C**
	101	**(45 - 135)**	**2.0**	**(0-50)**	**SW846 8270C**
Carbazole	**95**	**(45 - 135)**			**SW846 8270C**
	95	**(45 - 135)**	**0.17**	**(0-50)**	**SW846 8270C**
4-Chloroaniline	**65**	**(45 - 135)**			**SW846 8270C**
	64	**(45 - 135)**	**0.68**	**(0-50)**	**SW846 8270C**
2-Chloronaphthalene	**81**	**(45 - 135)**			**SW846 8270C**
	83	**(45 - 135)**	**3.0**	**(0-50)**	**SW846 8270C**
4-Chlorophenyl phenyl ether	**88**	**(45 - 135)**			**SW846 8270C**
	86	**(45 - 135)**	**2.2**	**(0-50)**	**SW846 8270C**
Chrysene	**92**	**(45 - 135)**			**SW846 8270C**
	94	**(45 - 135)**	**1.8**	**(0-50)**	**SW846 8270C**
Dibenzo(a,h)anthracene	**100**	**(45 - 135)**			**SW846 8270C**
	98	**(45 - 135)**	**1.3**	**(0-50)**	**SW846 8270C**
Dibenzofuran	**83**	**(45 - 135)**			**SW846 8270C**
	85	**(45 - 135)**	**2.8**	**(0-50)**	**SW846 8270C**
Di-n-butyl phthalate	**99**	**(45 - 135)**			**SW846 8270C**
	98	**(45 - 135)**	**1.6**	**(0-50)**	**SW846 8270C**
1,2-Dichlorobenzene	**81**	**(45 - 135)**			**SW846 8270C**
	82	**(45 - 135)**	**0.76**	**(0-50)**	**SW846 8270C**

(Continued on next page)

MATRIX SPIKE SAMPLE EVALUATION REPORT

GC/MS Semivolatiles

Client Lot #...: A9C310174 **Work Order #...:** K9C711CW-MS **Matrix.....:** SO
MS Lot-Sample #: A9C310174-008 K9C711CX-MSD

PARAMETER	PERCENT RECOVERY	RECOVERY LIMITS	RPD	RPD LIMITS	METHOD
1,3-Dichlorobenzene	77	(45 - 135)			SW846 8270C
	78	(45 - 135)	0.44	(0-50)	SW846 8270C
3,3'-Dichlorobenzidine	50	(45 - 135)			SW846 8270C
	37 a	(45 - 135)	30	(0-50)	SW846 8270C
2,4-Dichlorophenol	78	(45 - 135)			SW846 8270C
	81	(45 - 135)	2.9	(0-50)	SW846 8270C
Diethyl phthalate	93	(45 - 135)			SW846 8270C
	92	(45 - 135)	0.95	(0-50)	SW846 8270C
2,4-Dimethylphenol	73	(45 - 135)			SW846 8270C
	76	(45 - 135)	4.0	(0-50)	SW846 8270C
Dimethyl phthalate	91	(45 - 135)			SW846 8270C
	90	(45 - 135)	1.1	(0-50)	SW846 8270C
4,6-Dinitro-2-methylphenol	66	(45 - 135)			SW846 8270C
	75	(45 - 135)	12	(0-50)	SW846 8270C
2,4-Dinitrophenol	27 a	(45 - 135)			SW846 8270C
	39 a	(45 - 135)	35	(0-50)	SW846 8270C
2,6-Dinitrotoluene	93	(45 - 135)			SW846 8270C
	98	(45 - 135)	4.9	(0-50)	SW846 8270C
Di-n-octyl phthalate	97	(45 - 135)			SW846 8270C
	97	(45 - 135)	0.70	(0-50)	SW846 8270C
Fluoranthene	96	(45 - 135)			SW846 8270C
	98	(45 - 135)	2.3	(0-50)	SW846 8270C
Fluorene	85	(45 - 135)			SW846 8270C
	85	(45 - 135)	0.04	(0-50)	SW846 8270C
Hexachlorobenzene	86	(45 - 135)			SW846 8270C
	88	(45 - 135)	1.2	(0-50)	SW846 8270C
Hexachlorobutadiene	69	(45 - 135)			SW846 8270C
	74	(45 - 135)	7.4	(0-50)	SW846 8270C
Hexachlorocyclopenta-diene	28 a	(45 - 135)			SW846 8270C
	36 a	(45 - 135)	25	(0-50)	SW846 8270C
Hexachloroethane	79	(45 - 135)			SW846 8270C
	79	(45 - 135)	0.82	(0-50)	SW846 8270C
Indeno(1,2,3-cd)pyrene	100	(45 - 135)			SW846 8270C
	100	(45 - 135)	0.0	(0-50)	SW846 8270C
Isophorone	80	(45 - 135)			SW846 8270C
	86	(45 - 135)	6.3	(0-50)	SW846 8270C
2-Methylnaphthalene	90	(45 - 135)			SW846 8270C
	95	(45 - 135)	5.8	(0-50)	SW846 8270C

(Continued on next page)

MATRIX SPIKE SAMPLE EVALUATION REPORT

GC/MS Semivolatiles

Client Lot #...: A9C310174 **Work Order #...:** K9C711CW-MS **Matrix.....:** SO
MS Lot-Sample #: A9C310174-008 K9C711CX-MSD

PARAMETER	PERCENT RECOVERY	RECOVERY LIMITS	RPD	RPD LIMITS	METHOD
2-Methylphenol	**90**	**(45 - 135)**			**SW846 8270C**
	94	**(45 - 135)**	**4.7**	**(0-50)**	**SW846 8270C**
Naphthalene	**79**	**(45 - 135)**			**SW846 8270C**
	80	**(45 - 135)**	**1.0**	**(0-50)**	**SW846 8270C**
2-Nitroaniline	**98**	**(45 - 135)**			**SW846 8270C**
	96	**(45 - 135)**	**2.7**	**(0-50)**	**SW846 8270C**
3-Nitroaniline	**87**	**(45 - 135)**			**SW846 8270C**
	86	**(45 - 135)**	**0.95**	**(0-50)**	**SW846 8270C**
4-Nitroaniline	**94**	**(45 - 135)**			**SW846 8270C**
	93	**(45 - 135)**	**1.4**	**(0-50)**	**SW846 8270C**
Nitrobenzene	**78**	**(45 - 135)**			**SW846 8270C**
	83	**(45 - 135)**	**5.8**	**(0-50)**	**SW846 8270C**
2-Nitrophenol	**78**	**(45 - 135)**			**SW846 8270C**
	84	**(45 - 135)**	**7.1**	**(0-50)**	**SW846 8270C**
N-Nitrosodiphenylamine	**91**	**(45 - 135)**			**SW846 8270C**
	91	**(45 - 135)**	**0.05**	**(0-50)**	**SW846 8270C**
Phenanthrene	**90**	**(45 - 135)**			**SW846 8270C**
	92	**(45 - 135)**	**1.5**	**(0-50)**	**SW846 8270C**
2,4,5-Trichloro- phenol	**86**	**(45 - 135)**			**SW846 8270C**
	84	**(45 - 135)**	**2.3**	**(0-50)**	**SW846 8270C**
2,4,6-Trichloro- phenol	**63**	**(45 - 135)**			**SW846 8270C**
	66	**(45 - 135)**	**4.6**	**(0-50)**	**SW846 8270C**
Benzoic acid	**33 a**	**(45 - 135)**			**SW846 8270C**
	46	**(45 - 135)**	**32**	**(0-50)**	**SW846 8270C**
Benzyl alcohol	**66**	**(45 - 135)**			**SW846 8270C**
	82	**(45 - 135)**	**22**	**(0-50)**	**SW846 8270C**

SURROGATE	PERCENT RECOVERY	RECOVERY LIMITS
Nitrobenzene-d5	71	(50 - 150)
	75	(50 - 150)
2-Fluorobiphenyl	67	(50 - 150)
	71	(50 - 150)
Terphenyl-d14	94	(50 - 150)
	96	(50 - 150)
Phenol-d5	82	(50 - 150)
	82	(50 - 150)

(Continued on next page)

MATRIX SPIKE SAMPLE EVALUATION REPORT

GC/MS Semivolatiles

Client Lot #...: A9C310174 **Work Order #...:** K9C711CW-MS **Matrix.....:** SO
MS Lot-Sample #: A9C310174-008 K9C711CX-MSD

SURROGATE	PERCENT RECOVERY	RECOVERY LIMITS
2-Fluorophenol	78	(50 - 150)
	82	(50 - 150)
2,4,6-Tribromophenol	63	(50 - 150)
	64	(50 - 150)

NOTE(S):

Calculations are performed before rounding to avoid round-off errors in calculated results.

Bold print denotes control parameters

Results and reporting limits have been adjusted for dry weight.

a Spiked analyte recovery is outside stated control limits.

MATRIX SPIKE SAMPLE DATA REPORT

GC/MS Semivolatiles

Client Lot #...: A9C310174 **Work Order #...:** K9C711CW-MS **Matrix.....:** SO
MS Lot-Sample #: A9C310174-008 K9C711CX-MSD
Date Sampled...: 03/27/09 18:40 **Date Received..:** 03/28/09
Prep Date.....: 04/01/09 **Analysis Date..:** 04/08/09
Prep Batch #...: 9091239
Dilution Factor: 1 **Initial Wgt/Vol:** 30.06 g **Final Wgt/Vol..:** 2 mL

PARAMETER	SAMPLE AMOUNT	SPIKE AMT	MEASRD AMOUNT	UNITS	PERCNT RECVRY	RPD	METHOD
1,2,4-Trichloro-benzene	ND	790	590	ug/kg	75		SW846 8270C
	ND	790	630	ug/kg	80	7.1	SW846 8270C
Acenaphthene	ND	790	630	ug/kg	80		SW846 8270C
	ND	790	650	ug/kg	83	2.6	SW846 8270C
2,4-Dinitrotoluene	ND	790	810	ug/kg	103		SW846 8270C
	ND	790	800	ug/kg	101	1.4	SW846 8270C
Pyrene	9.2	790	740	ug/kg	93		SW846 8270C
	9.2	790	770	ug/kg	96	3.5	SW846 8270C
N-Nitrosodi-n-propyl-amine	ND	790	690	ug/kg	88		SW846 8270C
	ND	790	700	ug/kg	89	1.7	SW846 8270C
1,4-Dichlorobenzene	ND	790	700	ug/kg	89		SW846 8270C
	ND	790	680	ug/kg	87	2.3	SW846 8270C
Pentachlorophenol	ND	790	340	ug/kg	43 a		SW846 8270C
	ND	790	250	ug/kg	32 a	30	SW846 8270C
Phenol	ND	790	670	ug/kg	85		SW846 8270C
	ND	790	660	ug/kg	84	1.2	SW846 8270C
2-Chlorophenol	ND	790	640	ug/kg	81		SW846 8270C
	ND	790	670	ug/kg	85	4.2	SW846 8270C
4-Chloro-3-methylphenol	ND	790	660	ug/kg	84		SW846 8270C
	ND	790	690	ug/kg	88	4.3	SW846 8270C
4-Nitrophenol	ND	790	590	ug/kg	74		SW846 8270C
	ND	790	560	ug/kg	71	4.4	SW846 8270C
Acenaphthylene	ND	790	640	ug/kg	82		SW846 8270C
	ND	790	670	ug/kg	85	3.9	SW846 8270C
Anthracene	ND	790	740	ug/kg	94		SW846 8270C
	ND	790	730	ug/kg	93	1.6	SW846 8270C
Benzo(a)anthracene	ND	790	720	ug/kg	91		SW846 8270C
	ND	790	730	ug/kg	93	1.6	SW846 8270C
Benzo(b)fluoranthene	ND	790	770	ug/kg	98		SW846 8270C
	ND	790	730	ug/kg	92	6.5	SW846 8270C
Benzo(k)fluoranthene	ND	790	720	ug/kg	92		SW846 8270C
	ND	790	770	ug/kg	98	5.9	SW846 8270C
Benzo(ghi)perylene	ND	790	780	ug/kg	100		SW846 8270C
	ND	790	780	ug/kg	99	0.88	SW846 8270C
Benzo(a)pyrene	ND	790	700	ug/kg	89		SW846 8270C
	ND	790	710	ug/kg	90	1.3	SW846 8270C

(Continued on next page)

MATRIX SPIKE SAMPLE DATA REPORT

GC/MS Semivolatiles

Client Lot #...: A9C310174 **Work Order #...:** K9C711CW-MS **Matrix.....:** SO
MS Lot-Sample #: A9C310174-008 K9C711CX-MSD

PARAMETER	SAMPLE AMOUNT	SPIKE AMT	MEASRD AMOUNT	UNITS	PERCNT RECVRY	RPD	METHOD
bis(2-Chloroethoxy) methane	**ND**	**790**	**630**	**ug/kg**	**80**		**SW846 8270C**
	ND	**790**	**670**	**ug/kg**	**85**	**6.1**	**SW846 8270C**
bis(2-Chloroethyl)-ether	**ND**	**790**	**770**	**ug/kg**	**98**		**SW846 8270C**
	ND	**790**	**620**	**ug/kg**	**79**	**21**	**SW846 8270C**
bis(2-Chloroisopropyl) ether	**ND**	**790**	**720**	**ug/kg**	**92**		**SW846 8270C**
	ND	**790**	**710**	**ug/kg**	**91**	**1.4**	**SW846 8270C**
bis(2-Ethylhexyl) phthalate	**ND**	**790**	**910**	**ug/kg**	**115**		**SW846 8270C**
	ND	**790**	**830**	**ug/kg**	**105**	**9.2**	**SW846 8270C**
4-Bromophenyl phenyl ether	**ND**	**790**	**720**	**ug/kg**	**91**		**SW846 8270C**
	ND	**790**	**720**	**ug/kg**	**91**	**0.01**	**SW846 8270C**
Butyl benzyl phthalate	**ND**	**790**	**810**	**ug/kg**	**103**		**SW846 8270C**
	ND	**790**	**790**	**ug/kg**	**101**	**2.0**	**SW846 8270C**
Carbazole	**ND**	**790**	**750**	**ug/kg**	**95**		**SW846 8270C**
	ND	**790**	**740**	**ug/kg**	**95**	**0.17**	**SW846 8270C**
4-Chloroaniline	**ND**	**790**	**510**	**ug/kg**	**65**		**SW846 8270C**
	ND	**790**	**510**	**ug/kg**	**64**	**0.68**	**SW846 8270C**
2-Chloronaphthalene	**ND**	**790**	**630**	**ug/kg**	**81**		**SW846 8270C**
	ND	**790**	**650**	**ug/kg**	**83**	**3.0**	**SW846 8270C**
4-Chlorophenyl phenyl ether	**ND**	**790**	**690**	**ug/kg**	**88**		**SW846 8270C**
	ND	**790**	**680**	**ug/kg**	**86**	**2.2**	**SW846 8270C**
Chrysene	**ND**	**790**	**730**	**ug/kg**	**92**		**SW846 8270C**
	ND	**790**	**740**	**ug/kg**	**94**	**1.8**	**SW846 8270C**
Dibenzo(a,h)anthracene	**ND**	**790**	**780**	**ug/kg**	**100**		**SW846 8270C**
	ND	**790**	**770**	**ug/kg**	**98**	**1.3**	**SW846 8270C**
Dibenzofuran	**ND**	**790**	**650**	**ug/kg**	**83**		**SW846 8270C**
	ND	**790**	**670**	**ug/kg**	**85**	**2.8**	**SW846 8270C**
Di-n-butyl phthalate	**ND**	**790**	**780**	**ug/kg**	**99**		**SW846 8270C**
	ND	**790**	**770**	**ug/kg**	**98**	**1.6**	**SW846 8270C**
1,2-Dichlorobenzene	**ND**	**790**	**640**	**ug/kg**	**81**		**SW846 8270C**
	ND	**790**	**640**	**ug/kg**	**82**	**0.76**	**SW846 8270C**

(Continued on next page)

MATRIX SPIKE SAMPLE DATA REPORT

GC/MS Semivolatiles

Client Lot #...: A9C310174 **Work Order #...:** K9C711CW-MS **Matrix.....:** SO
MS Lot-Sample #: A9C310174-008 K9C711CX-MSD

PARAMETER	SAMPLE AMOUNT	SPIKE AMT	MEASRD AMOUNT	UNITS	PERCNT RECVRY	RPD	METHOD
1,3-Dichlorobenzene	ND	790	610	ug/kg	77		SW846 8270C
	ND	790	610	ug/kg	78	0.44	SW846 8270C
3,3'-Dichlorobenzidine	ND	790	390	ug/kg	50		SW846 8270C
	ND	790	290	ug/kg	37 a	30	SW846 8270C
2,4-Dichlorophenol	ND	790	610	ug/kg	78		SW846 8270C
	ND	790	630	ug/kg	81	2.9	SW846 8270C
Diethyl phthalate	ND	790	730	ug/kg	93		SW846 8270C
	ND	790	720	ug/kg	92	0.95	SW846 8270C
2,4-Dimethylphenol	ND	790	570	ug/kg	73		SW846 8270C
	ND	790	600	ug/kg	76	4.0	SW846 8270C
Dimethyl phthalate	ND	790	720	ug/kg	91		SW846 8270C
	ND	790	710	ug/kg	90	1.1	SW846 8270C
4,6-Dinitro-2-methylphenol	ND	790	520	ug/kg	66		SW846 8270C
	ND	790	590	ug/kg	75	12	SW846 8270C
2,4-Dinitrophenol	ND	790	220	ug/kg	27 a		SW846 8270C
	ND	790	300	ug/kg	39 a	35	SW846 8270C
2,6-Dinitrotoluene	ND	790	730	ug/kg	93		SW846 8270C
	ND	790	770	ug/kg	98	4.9	SW846 8270C
Di-n-octyl phthalate	ND	790	760	ug/kg	97		SW846 8270C
	ND	790	770	ug/kg	97	0.70	SW846 8270C
Fluoranthene	10	790	760	ug/kg	96		SW846 8270C
	10	790	780	ug/kg	98	2.3	SW846 8270C
Fluorene	ND	790	670	ug/kg	85		SW846 8270C
	ND	790	670	ug/kg	85	0.04	SW846 8270C
Hexachlorobenzene	ND	790	680	ug/kg	86		SW846 8270C
	ND	790	690	ug/kg	88	1.2	SW846 8270C
Hexachlorobutadiene	ND	790	540	ug/kg	69		SW846 8270C
	ND	790	580	ug/kg	74	7.4	SW846 8270C
Hexachlorocyclopenta-diene	ND	790	220	ug/kg	28 a		SW846 8270C
	ND	790	290	ug/kg	36 a	25	SW846 8270C
Hexachloroethane	ND	790	620	ug/kg	79		SW846 8270C
	ND	790	620	ug/kg	79	0.82	SW846 8270C
Indeno(1,2,3-cd)pyrene	ND	790	780	ug/kg	100		SW846 8270C
	ND	790	780	ug/kg	100	0.0	SW846 8270C
Isophorone	ND	790	630	ug/kg	80		SW846 8270C
	ND	790	670	ug/kg	86	6.3	SW846 8270C
2-Methylnaphthalene	ND	790	710	ug/kg	90		SW846 8270C
	ND	790	750	ug/kg	95	5.8	SW846 8270C

(Continued on next page)

MATRIX SPIKE SAMPLE DATA REPORT

GC/MS Semivolatiles

Client Lot #...: A9C310174 **Work Order #...:** K9C711CW-MS **Matrix.....:** SO
MS Lot-Sample #: A9C310174-008 K9C711CX-MSD

PARAMETER	SAMPLE AMOUNT	SPIKE AMT	MEASRD AMOUNT	UNITS	PERCNT RECVRY	RPD	METHOD
2-Methylphenol	**ND**	**790**	**710**	**ug/kg**	**90**		**SW846 8270C**
	ND	**790**	**740**	**ug/kg**	**94**	**4.7**	**SW846 8270C**
Naphthalene	**ND**	**790**	**620**	**ug/kg**	**79**		**SW846 8270C**
	ND	**790**	**630**	**ug/kg**	**80**	**1.0**	**SW846 8270C**
2-Nitroaniline	**ND**	**790**	**770**	**ug/kg**	**98**		**SW846 8270C**
	ND	**790**	**750**	**ug/kg**	**96**	**2.7**	**SW846 8270C**
3-Nitroaniline	**ND**	**790**	**690**	**ug/kg**	**87**		**SW846 8270C**
	ND	**790**	**680**	**ug/kg**	**86**	**0.95**	**SW846 8270C**
4-Nitroaniline	**ND**	**790**	**740**	**ug/kg**	**94**		**SW846 8270C**
	ND	**790**	**730**	**ug/kg**	**93**	**1.4**	**SW846 8270C**
Nitrobenzene	**ND**	**790**	**610**	**ug/kg**	**78**		**SW846 8270C**
	ND	**790**	**650**	**ug/kg**	**83**	**5.8**	**SW846 8270C**
2-Nitrophenol	**ND**	**790**	**610**	**ug/kg**	**78**		**SW846 8270C**
	ND	**790**	**660**	**ug/kg**	**84**	**7.1**	**SW846 8270C**
N-Nitrosodiphenylamine	**ND**	**790**	**720**	**ug/kg**	**91**		**SW846 8270C**
	ND	**790**	**720**	**ug/kg**	**91**	**0.05**	**SW846 8270C**
Phenanthrene	**ND**	**790**	**710**	**ug/kg**	**90**		**SW846 8270C**
	ND	**790**	**720**	**ug/kg**	**92**	**1.5**	**SW846 8270C**
2,4,5-Trichloro- phenol	**ND**	**790**	**680**	**ug/kg**	**86**		**SW846 8270C**
	ND	**790**	**660**	**ug/kg**	**84**	**2.3**	**SW846 8270C**
2,4,6-Trichloro- phenol	**ND**	**790**	**500**	**ug/kg**	**63**		**SW846 8270C**
	ND	**790**	**520**	**ug/kg**	**66**	**4.6**	**SW846 8270C**
Benzoic acid	**ND**	**790**		**ug/kg**	**33 a**		**SW846 8270C**
	ND	**790**	**360**	**ug/kg**	**46**	**32**	**SW846 8270C**
Benzyl alcohol	**ND**	**790**	**520**	**ug/kg**	**66**		**SW846 8270C**
	ND	**790**	**650**	**ug/kg**	**82**	**22**	**SW846 8270C**

SURROGATE	PERCENT RECOVERY	RECOVERY LIMITS
Nitrobenzene-d5	71	(50 - 150)
	75	(50 - 150)
2-Fluorobiphenyl	67	(50 - 150)
	71	(50 - 150)
Terphenyl-d14	94	(50 - 150)
	96	(50 - 150)
Phenol-d5	82	(50 - 150)
	82	(50 - 150)

(Continued on next page)

MATRIX SPIKE SAMPLE DATA REPORT

GC/MS Semivolatiles

Client Lot #...: A9C310174 **Work Order #...:** K9C711CW-MS **Matrix.....:** SO
MS Lot-Sample #: A9C310174-008 K9C711CX-MSD

SURROGATE	PERCENT RECOVERY	RECOVERY LIMITS
2-Fluorophenol	78	(50 - 150)
	82	(50 - 150)
2,4,6-Tribromophenol	63	(50 - 150)
	64	(50 - 150)

NOTE(S):

Calculations are performed before rounding to avoid round-off errors in calculated results.

Bold print denotes control parameters

Results and reporting limits have been adjusted for dry weight.

a Spiked analyte recovery is outside stated control limits.

TestAmerica North Canton

Semivolatile REPORT SW-846 Method 8270

Data file : \\cansvr11\dd\chem\MSS\a4hp7.i\90408a.b\K9C711CW.D
Lab Smp Id: k9c711cw Client Smp ID: SCFmw-003-0010-WS
Inj Date : 08-APR-2009 13:30
Operator : 001710 Inst ID: a4hp7.i
Smp Info : k9c711cw,90408a.b,8270C-625,1-827042d.sub
Misc Info :
Comment   :
Method   : \\cansvr11\dd\chem\MSS\a4hp7.i\90408a.b\8270C-625.m
Meth Date : 09-Apr-2009 14:44 gruberj Quant Type: ISTD
Cal Date : 01-APR-2009 17:51 Cal File: 7SMH0401.D
Als bottle: 15 QC Sample: MS
Dil Factor: 1.00000
Integrator: HP RTE Compound Sublist: 1-827042d.sub
Target Version: 4.14
Processing Host: CANPMSSV01

Concentration Formula: Amt * DF * Uf * Vt/(Vi * Ws *) * CpndVariable

Name	Value	Description
DF	1.000	Dilution Factor
Uf	1.000	ng unit correction factor
Vt	2000.000	Volume of final extract (uL)(1000 low, 2
Vi	0.50000	Volume injected (uL)
Ws	30.060	Weight of sample extracted (g)
Cpnd Variable		Local Compound Variable

	Compounds	QUANT SIG MASS	RT	EXP RT	REL RT	RESPONSE	CONCENTRATIONS ON-COLUMN (NG)	FINAL (ug/kg)
* 1	1,4-Dichlorobenzene-d4	152	3.413	3.418	(1.000)	96847	2.00000	
* 2	Naphthalene-d8	136	4.306	4.306	(1.000)	437900	2.00000	
* 3	Acenaphthene-d10	164	5.569	5.569	(1.000)	231190	2.00000	
* 4	Phenanthrene-d10	188	6.654	6.649	(1.000)	379415	2.00000	
* 5	Chrysene-d12	240	8.601	8.607	(1.000)	316693	2.00000	
* 6	Perylene-d12	264	9.965	9.965	(1.000)	307336	2.00000	
9	Pyridine	79	1.830	1.830	(0.536)	251928	2.82785	376.29
10	N-Nitrosodimethylamine	74	1.803	1.808	(0.528)	199033	4.14416	551.45
11	Ethyl methacrylate	69	Compound Not Detected.					
12	3-Chloropropionitrile	54	Compound Not Detected.					
13	Malononitrile	66	Compound Not Detected.					
209	Benzaldehyde	77	3.124	3.130	(0.915)	271351	4.82031	641.42
21	Aniline	93	3.188	3.194	(0.934)	340936	2.55708	340.26
22	Phenol	94	3.151	3.140	(0.923)	481421	4.24421	564.76
23	bis(2-Chloroethyl)ether	93	3.215	3.221	(0.942)	435534	4.90137	652.21(R)
24	2-Chlorophenol	128	3.279	3.279	(0.961)	259943	4.05564	539.67
26	1,3-Dichlorobenzene	146	3.381	3.381	(0.991)	245370	3.86365	514.12
27	1,4-Dichlorobenzene	146	3.424	3.429	(1.003)	258551	4.43270	589.85(R)

28	1,2-Dichlorobenzene	146	3.536	3.536 (1.036)	247621	4.06392	540.77
29	Benzyl Alcohol	108	3.493	3.493 (1.024)	157892	3.28444	437.05(QM)

	Compounds	QUANT SIG MASS	RT	EXP RT	REL RT	RESPONSE	CONCENTRATIONS ON-COLUMN (NG)	FINAL (ug/kg)
30	2-Methylphenol	108	3.557	3.552	(1.042)	324757	4.49508	598.15
31	bis(2-Chloroisopropyl)ether	45	3.574	3.579	(1.047)	279374	4.59852	611.91
37	Acetophenone	105	3.681	3.686	(1.078)	435668	3.87644	515.83
32	N-Nitroso-di-n-propylamine	70	3.670	3.675	(1.075)	319529	4.38542	583.56
192	4-Methylphenol	108	3.659	3.659	(1.072)	688192	8.87000	1180.3(R)
34	Hexachloroethane	117	3.771	3.771	(1.105)	112851	3.97360	528.76
35	Nitrobenzene	77	3.804	3.809	(0.883)	460647	3.91046	520.35
41	Isophorone	82	3.964	3.969	(0.921)	837187	4.01434	534.18
42	2-Nitrophenol	139	4.028	4.028	(0.935)	150214	3.90321	519.39(Q)
43	2,4-Dimethylphenol	107	4.034	4.028	(0.937)	355320	3.63606	483.84
44	bis(2-Chloroethoxy)methane	93	4.098	4.098	(0.952)	441994	3.99218	531.23
46	2,4-Toluenediamene	121	Compound Not Detected.					
47	1,3,5-Trichlorobenzene	180	Compound Not Detected.					
48	2,4-Dichlorophenol	162	4.194	4.194	(0.974)	206975	3.90873	520.12
49	Benzoic Acid	122	4.092	4.114	(0.950)	51874	1.65628	220.40(QM)
50	1,2,4-Trichlorobenzene	180	4.258	4.258	(0.989)	223752	3.73096	496.47
51	Naphthalene	128	4.322	4.322	(1.004)	847491	3.97060	528.36
52	4-Chloroaniline	127	4.344	4.344	(1.009)	292885	3.23637	430.66
56	Hexachlorobutadiene	225	4.397	4.397	(1.021)	110064	3.44901	458.95
210	Caprolactam	113	4.595	4.600	(1.067)	116266	4.12420	548.80
57	1,2,3-Trichlorobenzene	180	Compound Not Detected.					
59	4-Chloro-3-Methylphenol	107	4.675	4.675	(1.086)	349314	4.21606	561.02
62	2-Methylnaphthalene	142	4.814	4.814	(1.118)	519011	4.50074	598.90(R)
63	1-Methylnaphthalene	142	4.884	4.884	(1.134)	520606	3.97523	528.97
64	Hexachlorocyclopentadiene	237	4.921	4.921	(0.884)	50885	1.41673	188.52
66	2,4,6-Trichlorophenol	196	5.007	5.007	(0.899)	121257	3.16516	421.18
67	2,4,5-Trichlorophenol	196	5.039	5.039	(0.905)	174209	4.30148	572.38
211	1,1'-Biphenyl	154	5.141	5.141	(0.923)	621385	3.82016	508.34
68	1,2,3,5-Tetrachlorobenzene	216	Compound Not Detected.					
70	2-Chloronaphthalene	162	5.167	5.167	(0.928)	483194	4.03800	537.32
73	2-Nitroaniline	65	5.226	5.226	(0.939)	285596	4.91640	654.21
74	1,2,3,4-Tetrachlorobenzene	216	Compound Not Detected.					
76	Dimethylphthalate	163	5.344	5.344	(0.960)	627653	4.57150	608.32
78	2,6-Dinitrotoluene	165	5.397	5.397	(0.969)	148931	4.63939	617.35
79	Acenaphthylene	152	5.472	5.472	(0.983)	829002	4.09601	545.04
80	1,2-Dinitrobenzene	168	5.440	5.440	(0.977)	74545	4.74545	631.46
81	3-Nitroaniline	138	5.526	5.526	(0.992)	150166	4.36311	580.59
82	Acenaphthene	153	5.595	5.595	(1.005)	516042	4.01775	534.63(Q)
83	2,4-Dinitrophenol	184	5.611	5.601	(1.008)	20554	1.36788	182.02(Q)
85	4-Nitrophenol	109	5.633	5.627	(1.012)	103545	3.72325	495.44
86	Dibenzofuran	168	5.718	5.718	(1.027)	717853	4.14042	550.95(R)
87	2,4-Dinitrotoluene	165	5.686	5.686	(1.021)	208328	5.14065	684.05
91	2,3,5,6-Tetrachlorophenol	232	5.766	5.766	(1.036)	94687	3.13199	416.76
93	Diethylphthalate	149	5.847	5.847	(1.050)	663204	4.64810	618.51
94	Fluorene	166	5.970	5.964	(1.072)	608886	4.24525	564.90
95	4-Chlorophenyl-phenylether	204	5.948	5.948	(1.068)	289162	4.41544	587.55
96	4-Nitroaniline	138	5.970	5.964	(1.072)	177717	4.71102	626.88
98	4,6-Dinitro-2-methylphenol	198	5.986	5.986	(0.900)	91061	3.30617	439.94
99	N-Nitrosodiphenylamine	169	6.034	6.034	(0.907)	468859	4.55501	606.12
100	1,2-Diphenylhydrazine	77	6.066	6.066	(0.912)	1045693	4.37275	581.87
106	4-Bromophenyl-phenylether	248	6.307	6.307	(0.948)	150199	4.55686	606.37
107	Hexachlorobenzene	284	6.366	6.366	(0.957)	136890	4.32495	575.51

212 Atrazine	200	6.403	6.403 (0.962)	183394	6.23645	829.87(R)
111 Pentachlorophenol	266	6.510	6.505 (0.978)	46007	2.14965	286.05

Compounds	QUANT SIG MASS	RT	EXP RT	REL RT	RESPONSE	CONCENTRATIONS ON-COLUMN (NG)	FINAL (ug/kg)
115 Phenanthrene	178	6.670	6.670	(1.002)	965628	4.50979	600.10
116 Anthracene	178	6.708	6.708	(1.008)	976383	4.69828	625.19
119 Carbazole	167	6.815	6.809	(1.024)	908726	4.74407	631.28
120 Di-n-Butylphthalate	149	7.023	7.023	(1.055)	1203437	4.97009	661.36
123 Fluoranthene	202	7.537	7.537	(1.133)	1032195	4.85580	646.15
124 Benzidine	184	Compound Not Detected.					
125 Pyrene	202	7.708	7.708	(0.896)	1047020	4.70134	625.59
131 Butylbenzylphthalate	149	8.131	8.131	(0.945)	533092	5.15080	685.40
133 3,3'-Dimethoxybenzidine	244	Compound Not Detected.					
135 3,3'-Dichlorobenzidine	252	8.553	8.558	(0.994)	167333	2.48344	330.46
136 Benzo(a)Anthracene	228	8.596	8.601	(0.999)	965360	4.54966	605.41
137 Chrysene	228	8.623	8.628	(1.002)	925666	4.61962	614.72
138 4,4'-Methylene bis(o-chloroan	231	Compound Not Detected.					
139 bis(2-ethylhexyl)Phthalate	149	8.542	8.548	(0.993)	833718	5.75663	766.02
140 Di-n-octylphthalate	149	9.061	9.067	(0.909)	1299968	4.83389	643.23
141 Benzo(b)fluoranthene	252	9.543	9.548	(0.958)	986291	4.92225	654.99
142 Benzo(k)fluoranthene	252	9.569	9.575	(0.960)	911562	4.59411	611.32
146 Benzo(a)pyrene	252	9.906	9.906	(0.994)	798655	4.44342	591.27
149 Indeno(1,2,3-cd)pyrene	276	11.441	11.447	(1.148)	915192	4.98143	662.86
150 Dibenz(a,h)anthracene	278	11.452	11.452	(1.149)	788804	4.97858	662.48
151 Benzo(g,h,i)perylene	276	11.891	11.891	(1.193)	766588	4.98643	663.53
198 1,4-Dioxane	88	1.632	1.632	(0.478)	57572	1.93770	257.84
$ 154 Nitrobenzene-d5	82	3.793	3.793	(0.881)	414594	3.57419	475.61
$ 155 2-Fluorobiphenyl	172	5.066	5.066	(0.910)	472375	3.36462	447.72
$ 156 Terphenyl-d14	244	7.788	7.788	(0.905)	610465	4.70116	625.57
$ 157 Phenol-d5	99	3.140	3.135	(0.920)	621888	6.17946	822.28
$ 158 2-Fluorophenol	112	2.568	2.557	(0.752)	383473	5.84154	777.32
$ 159 2,4,6-Tribromophenol	330	6.141	6.141	(1.103)	57461	4.74214	631.02
$ 186 2-Chlorophenol-d4	132	3.269	3.269	(0.958)	344004	6.15487	819.01
$ 187 1,2-Dichlorobenzene-d4	152	3.525	3.525	(1.033)	126525	3.30192	439.38(Q)
M 195 Cresols, total	100				1012949	13.3651	1778.4
101 Diphenylamine	169	6.034	6.034	(0.907)	468859	4.55501	606.12

QC Flag Legend

Q - Qualifier signal failed the ratio test.
R - Spike/Surrogate failed recovery limits.
M - Compound response manually integrated.

TestAmerica North Canton

INTERNAL STANDARD COMPOUNDS
AREA AND RT SUMMARY

Instrument ID: a4hp7.i
Lab File ID: K9C711CW.D
Lab Smp Id: k9c711cw
Analysis Type: SV
Quant Type: ISTD
Operator: 001710
Method File: \\cansvr11\dd\chem\MSS\a4hp7.i\90408a.b\8270C-625.m
Misc Info:

Calibration Date: 08-APR-2009
Calibration Time: 09:12
Client Smp ID: SCFmw-003-0010-WS
Level: LOW
Sample Type: SOIL

		AREA LIMIT			
COMPOUND	STANDARD	LOWER	UPPER	SAMPLE	%DIFF
1 1,4-Dichlorobenze	158685	79343	317370	96847	-38.97
2 Naphthalene-d8	644503	322252	1289006	437900	-32.06
3 Acenaphthene-d10	340284	170142	680568	231190	-32.06
4 Phenanthrene-d10	541642	270821	1083284	379415	-29.95
5 Chrysene-d12	453136	226568	906272	316693	-30.11
6 Perylene-d12	432956	216478	865912	307336	-29.01

		RT LIMIT			
COMPOUND	STANDARD	LOWER	UPPER	SAMPLE	%DIFF
1 1,4-Dichlorobenze	3.42	2.92	3.92	3.41	-0.16
2 Naphthalene-d8	4.31	3.81	4.81	4.31	0.00
3 Acenaphthene-d10	5.57	5.07	6.07	5.57	0.00
4 Phenanthrene-d10	6.65	6.15	7.15	6.65	0.08
5 Chrysene-d12	8.61	8.11	9.11	8.60	-0.06
6 Perylene-d12	9.97	9.47	10.47	9.97	0.00

AREA UPPER LIMIT = +100% of internal standard area.
AREA LOWER LIMIT = - 50% of internal standard area.
RT UPPER LIMIT = + 0.50 minutes of internal standard RT.
RT LOWER LIMIT = - 0.50 minutes of internal standard RT.

Data File: \\cansvr11\dd\chem\MSS\a4hp7.i\90408a.b\K9C711CW.D

Date : 08-APR-2009 13:30

Client ID: SCFmw-003-0010-WS

Instrument: a4hp7.i

Sample Info: k9c711cw,90408a.b,8270C-625,1-827042d.sub

Volume Injected (uL): 0.5

Operator: 001710

Column phase: db5.625

Column diameter: 0.32

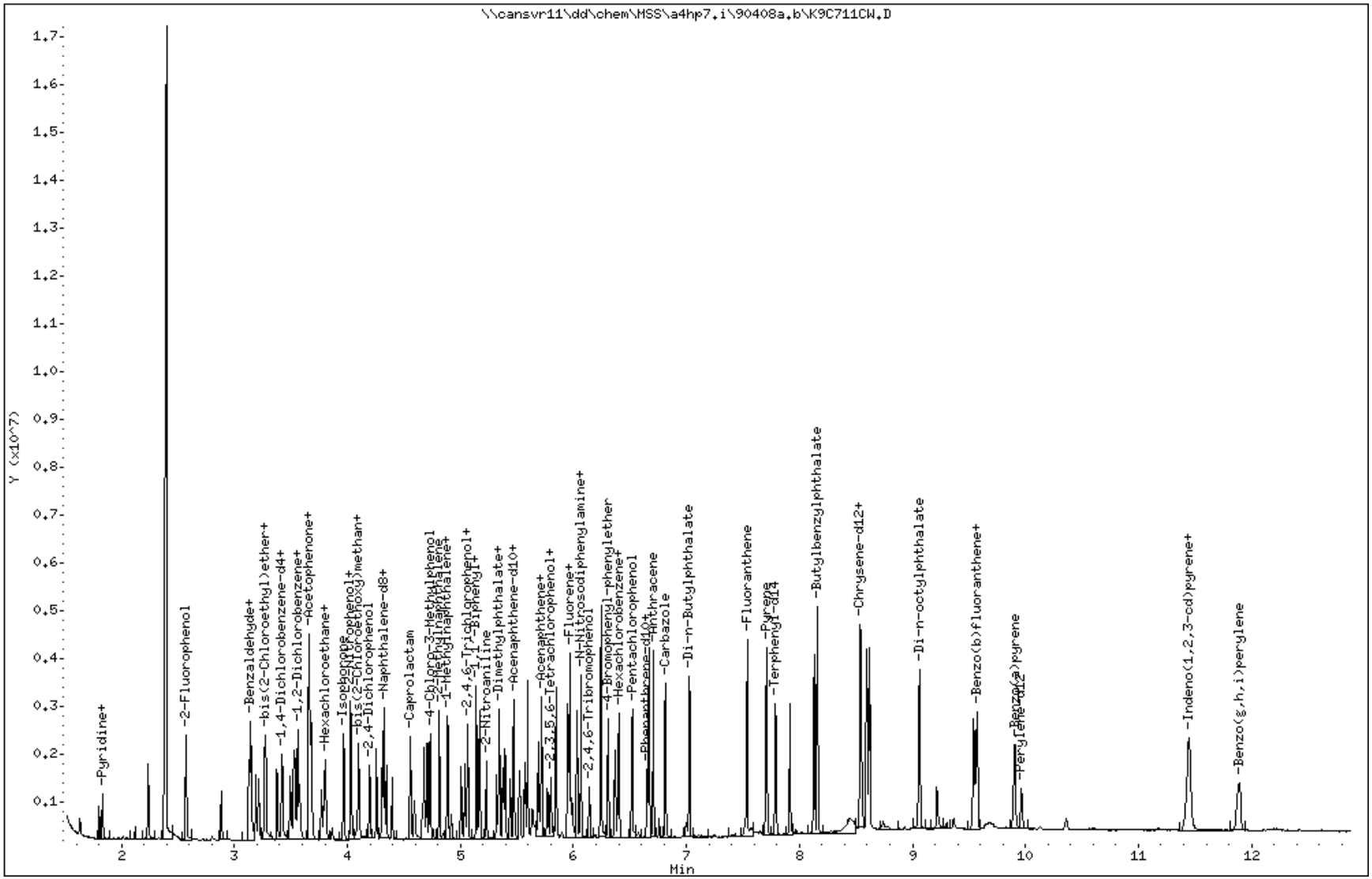

Data File Name: K9C711CW.D
Inj. Date and Time: 08-APR-2009 13:30
Instrument ID: a4hp7.i
Client ID: SCFmw-003-0010-WS
Compound Name: Benzyl Alcohol
CAS #: 100-51-6
Report Date: 04/09/2009

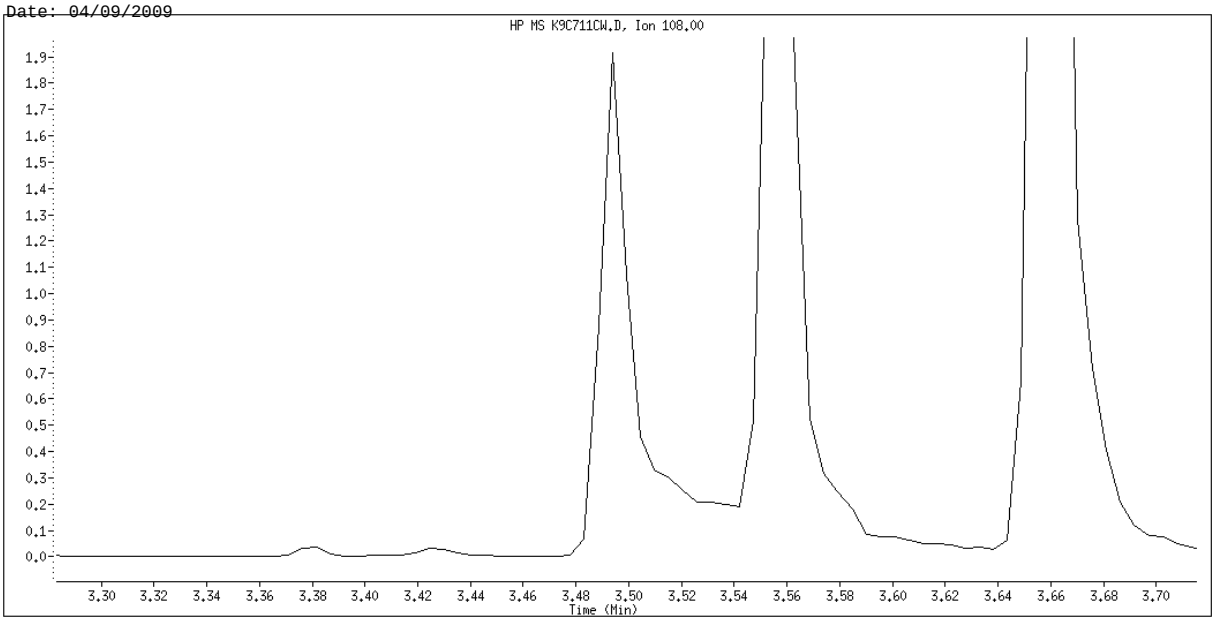

Original Integration

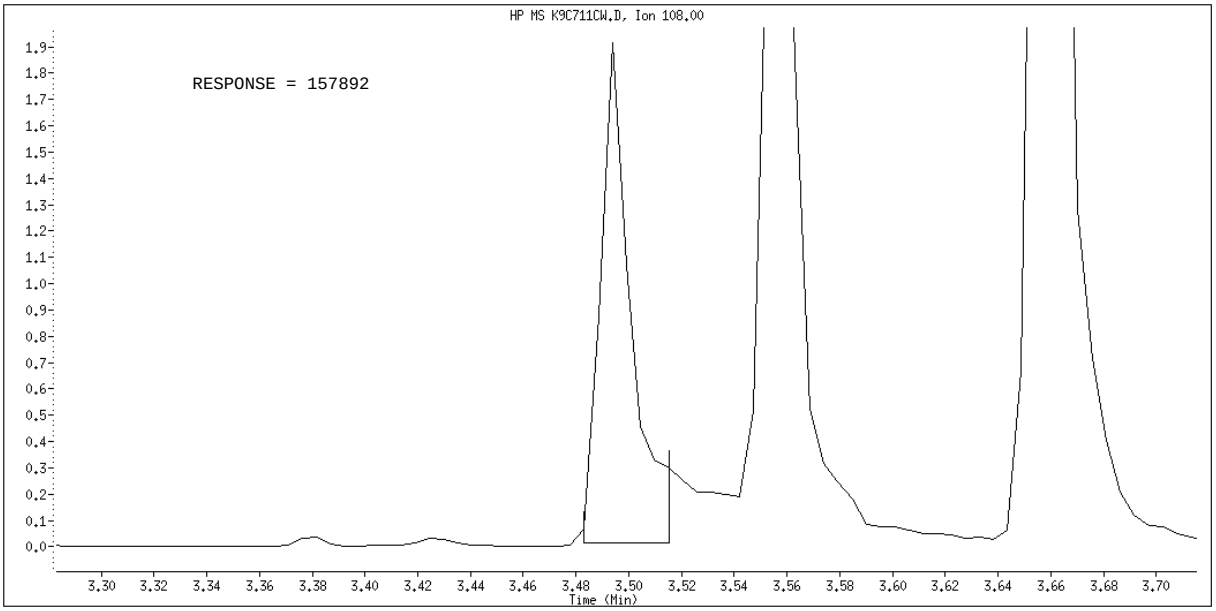

Manual Integration

Manually Integrated By: gruberj
Manual Integration Reason: Peak not found

Data File Name: K9C711CW.D
Inj. Date and Time: 08-APR-2009 13:30
Instrument ID: a4hp7.i
Client ID: SCFmw-003-0010-WS
Compound Name: Benzoic Acid
CAS #: 65-85-0
Report Date: 04/09/2009

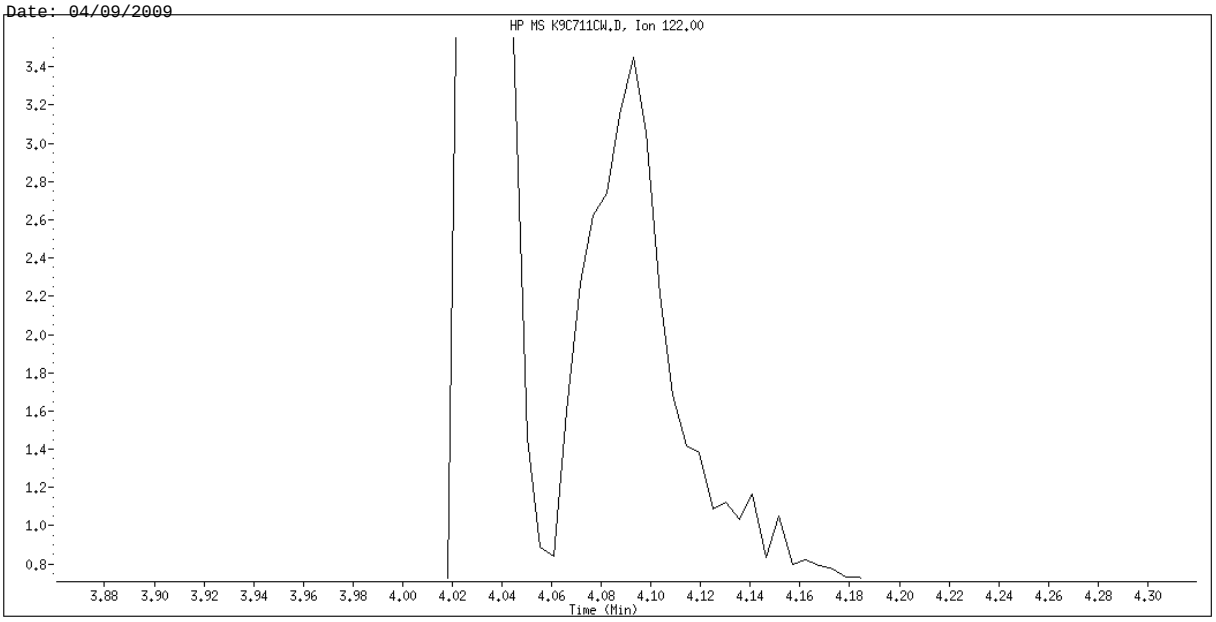

Original Integration

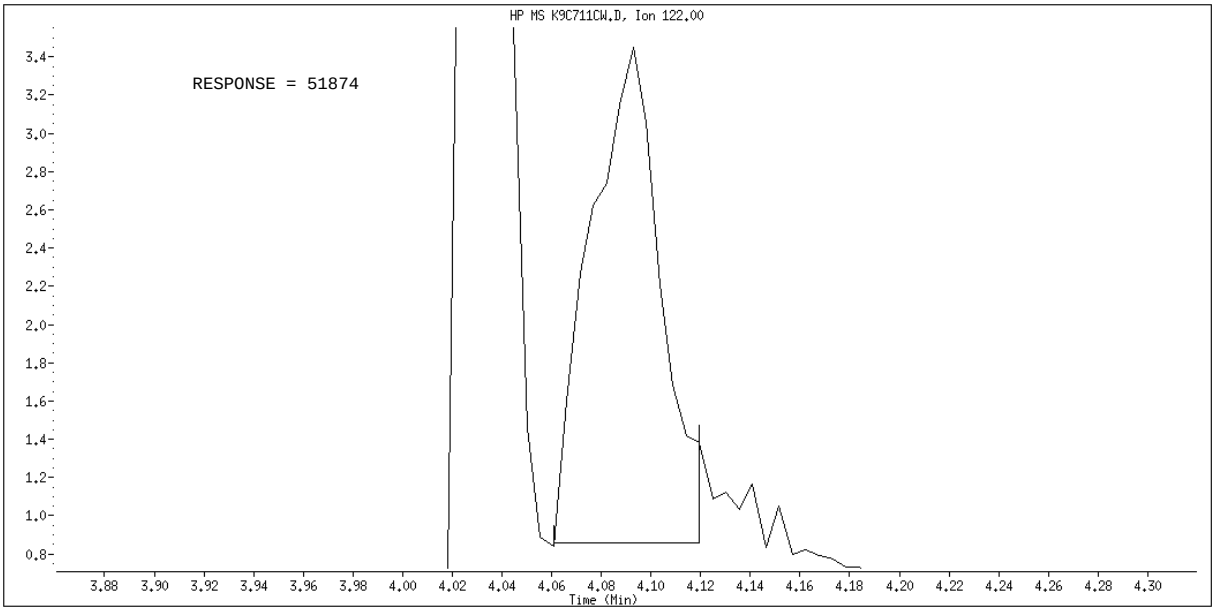

Manual Integration

Manually Integrated By: gruberj
Manual Integration Reason: Peak not found

TestAmerica North Canton

Semivolatile REPORT SW-846 Method 8270

Data file : \\cansvr11\dd\chem\MSS\a4hp7.i\90408a.b\K9C711CX.D
Lab Smp Id: k9c711cx Client Smp ID: SCFmw-003-0010-WS
Inj Date : 08-APR-2009 15:32
Operator : 001710 Inst ID: a4hp7.i
Smp Info : k9c711cx,90408a.b,8270C-625,1-827042d.sub
Misc Info :
Comment   :
Method   : \\cansvr11\dd\chem\MSS\a4hp7.i\90408a.b\8270C-625.m
Meth Date : 09-Apr-2009 14:44 gruberj Quant Type: ISTD
Cal Date : 01-APR-2009 17:51 Cal File: 7SMH0401.D
Als bottle: 100 QC Sample: MSD
Dil Factor: 1.00000
Integrator: HP RTE Compound Sublist: 1-827042d.sub
Target Version: 4.14
Processing Host: CANPMSSV01

Concentration Formula: Amt * DF * Uf * Vt/(Vi * Ws *) * CpndVariable

Name	Value	Description
DF	1.000	Dilution Factor
Uf	1.000	ng unit correction factor
Vt	2000.000	Volume of final extract (uL)(1000 low, 2
Vi	0.50000	Volume injected (uL)
Ws	30.080	Weight of sample extracted (g)
Cpnd Variable		Local Compound Variable

	Compounds	QUANT SIG MASS	RT	EXP RT	REL RT	RESPONSE	CONCENTRATIONS ON-COLUMN (NG)	FINAL (ug/kg)
* 1	1,4-Dichlorobenzene-d4	152	3.419	3.418	(1.000)	124223	2.00000	
* 2	Naphthalene-d8	136	4.306	4.306	(1.000)	529235	2.00000	
* 3	Acenaphthene-d10	164	5.574	5.569	(1.000)	286455	2.00000	
* 4	Phenanthrene-d10	188	6.654	6.649	(1.000)	468835	2.00000	
* 5	Chrysene-d12	240	8.617	8.607	(1.000)	388130	2.00000	
* 6	Perylene-d12	264	9.987	9.965	(1.000)	372897	2.00000	
9	Pyridine	79	1.830	1.830	(0.535)	318998	2.79159	371.22
10	N-Nitrosodimethylamine	74	1.809	1.808	(0.529)	261140	4.23906	563.70
11	Ethyl methacrylate	69	Compound Not Detected.					
12	3-Chloropropionitrile	54	Compound Not Detected.					
13	Malononitrile	66	Compound Not Detected.					
209	Benzaldehyde	77	3.130	3.130	(0.916)	373409	5.17145	687.69(R)
21	Aniline	93	3.194	3.194	(0.934)	459142	2.68474	357.01
22	Phenol	94	3.151	3.140	(0.922)	610403	4.19540	557.90
23	bis(2-Chloroethyl)ether	93	3.215	3.221	(0.941)	450748	3.95470	525.89
24	2-Chlorophenol	128	3.280	3.279	(0.959)	348046	4.23352	562.97
26	1,3-Dichlorobenzene	146	3.381	3.381	(0.989)	316350	3.88354	516.43
27	1,4-Dichlorobenzene	146	3.429	3.429	(1.003)	324388	4.33582	576.57

28	1,2-Dichlorobenzene	146	3.536	3.536 (1.034)	320265	4.09780	544.92
29	Benzyl Alcohol	108	3.499	3.493 (1.023)	253693	4.11428	547.11

	Compounds	QUANT SIG MASS	RT	EXP RT	REL RT	RESPONSE	CONCENTRATIONS ON-COLUMN (NG)	FINAL (ug/kg)
30	2-Methylphenol	108	3.558	3.552	(1.041)	437014	4.71584	627.10
31	bis(2-Chloroisopropyl)ether	45	3.579	3.579	(1.047)	353600	4.53762	603.41
37	Acetophenone	105	3.681	3.686	(1.077)	573889	3.98098	529.38
32	N-Nitroso-di-n-propylamine	70	3.670	3.675	(1.074)	417117	4.46317	593.51
192	4-Methylphenol	108	3.665	3.659	(1.072)	895947	9.00286	1197.2(R)
34	Hexachloroethane	117	3.772	3.771	(1.103)	143659	3.94362	524.42
35	Nitrobenzene	77	3.809	3.809	(0.885)	590187	4.14549	551.26
41	Isophorone	82	3.969	3.969	(0.922)	1078369	4.27844	568.94
42	2-Nitrophenol	139	4.028	4.028	(0.935)	195013	4.19278	557.55(Q)
43	2,4-Dimethylphenol	107	4.034	4.028	(0.937)	447317	3.78751	503.66(R)
44	bis(2-Chloroethoxy)methane	93	4.103	4.098	(0.953)	568026	4.24511	564.51
46	2,4-Toluenediamene	121	Compound Not Detected.					
47	1,3,5-Trichlorobenzene	180	Compound Not Detected.					
48	2,4-Dichlorophenol	162	4.199	4.194	(0.975)	257750	4.02756	535.58
49	Benzoic Acid	122	4.092	4.114	(0.950)	99534	2.29228	304.82(QM)
50	1,2,4-Trichlorobenzene	180	4.258	4.258	(0.989)	290606	4.00945	533.17
51	Naphthalene	128	4.322	4.322	(1.004)	1035854	4.01556	533.98
52	4-Chloroaniline	127	4.344	4.344	(1.009)	351797	3.21647	427.72
56	Hexachlorobutadiene	225	4.397	4.397	(1.021)	143316	3.71595	494.14
210	Caprolactam	113	4.601	4.600	(1.068)	145637	4.26451	567.09
57	1,2,3-Trichlorobenzene	180	Compound Not Detected.					
59	4-Chloro-3-Methylphenol	107	4.681	4.675	(1.087)	440981	4.40390	585.62
62	2-Methylnaphthalene	142	4.815	4.814	(1.118)	665242	4.77324	634.74(R)
63	1-Methylnaphthalene	142	4.889	4.884	(1.135)	666949	4.21378	560.34
64	Hexachlorocyclopentadiene	237	4.922	4.921	(0.883)	80849	1.81671	241.58
66	2,4,6-Trichlorophenol	196	5.012	5.007	(0.899)	157472	3.31745	441.15
67	2,4,5-Trichlorophenol	196	5.045	5.039	(0.905)	211121	4.20718	559.46
211	1,1'-Biphenyl	154	5.146	5.141	(0.923)	814502	4.04134	537.41
68	1,2,3,5-Tetrachlorobenzene	216	Compound Not Detected.					
70	2-Chloronaphthalene	162	5.173	5.167	(0.928)	617074	4.16193	553.45
73	2-Nitroaniline	65	5.232	5.226	(0.939)	344621	4.78795	636.70
74	1,2,3,4-Tetrachlorobenzene	216	Compound Not Detected.					
76	Dimethylphthalate	163	5.349	5.344	(0.960)	769534	4.52355	601.54
78	2,6-Dinitrotoluene	165	5.398	5.397	(0.968)	193944	4.87601	648.40
79	Acenaphthylene	152	5.472	5.472	(0.982)	1068991	4.26278	566.86
80	1,2-Dinitrobenzene	168	5.446	5.440	(0.977)	91166	4.68386	622.85
81	3-Nitroaniline	138	5.526	5.526	(0.991)	184428	4.32478	575.10
82	Acenaphthene	153	5.595	5.595	(1.004)	657032	4.12855	549.01(Q)
83	2,4-Dinitrophenol	184	5.606	5.601	(1.006)	44017	1.94068	258.07(Q)
85	4-Nitrophenol	109	5.638	5.627	(1.012)	122887	3.56625	474.24
86	Dibenzofuran	168	5.718	5.718	(1.026)	915483	4.26159	566.70
87	2,4-Dinitrotoluene	165	5.692	5.686	(1.021)	254730	5.07298	674.60
91	2,3,5,6-Tetrachlorophenol	232	5.772	5.766	(1.036)	106591	2.84553	378.39
93	Diethylphthalate	149	5.852	5.847	(1.050)	814474	4.60700	612.63
94	Fluorene	166	5.970	5.964	(1.071)	755300	4.25010	565.17
95	4-Chlorophenyl-phenylether	204	5.954	5.948	(1.068)	350737	4.32242	574.79
96	4-Nitroaniline	138	5.975	5.964	(1.072)	217011	4.64824	618.12
98	4,6-Dinitro-2-methylphenol	198	5.991	5.986	(0.900)	128804	3.72918	495.90
99	N-Nitrosodiphenylamine	169	6.034	6.034	(0.907)	579444	4.55567	605.81
100	1,2-Diphenylhydrazine	77	6.071	6.066	(0.912)	1318837	4.46309	593.50
106	4-Bromophenyl-phenylether	248	6.312	6.307	(0.949)	185747	4.56052	606.45
107	Hexachlorobenzene	284	6.371	6.366	(0.957)	171317	4.38030	582.49

212 Atrazine	200	6.408	6.403 (0.963)	230575	6.34540	843.80(R)
111 Pentachlorophenol	266	6.510	6.505 (0.978)	40987	1.59521	212.13(R)

Compounds	QUANT SIG MASS	RT	EXP RT	REL RT	RESPONSE	CONCENTRATIONS ON-COLUMN (NG)	CONCENTRATIONS FINAL (ug/kg)
115 Phenanthrene	178	6.676	6.670	(1.003)	1211943	4.58061	609.12
116 Anthracene	178	6.713	6.708	(1.009)	1188027	4.62636	615.21
119 Carbazole	167	6.815	6.809	(1.024)	1121734	4.73917	630.21
120 Di-n-Butylphthalate	149	7.029	7.023	(1.056)	1464102	4.89336	650.71
123 Fluoranthene	202	7.542	7.537	(1.133)	1305590	4.97051	660.97
124 Benzidine	184	Compound Not Detected.					
125 Pyrene	202	7.714	7.708	(0.895)	1329813	4.87213	647.89
131 Butylbenzylphthalate	149	8.136	8.131	(0.944)	640736	5.05141	671.73
133 3,3'-Dimethoxybenzidine	244	Compound Not Detected.					
135 3,3'-Dichlorobenzidine	252	8.569	8.558	(0.994)	151500	1.83462	243.96
136 Benzo(a)Anthracene	228	8.607	8.601	(0.999)	1203494	4.62801	615.43
137 Chrysene	228	8.639	8.628	(1.002)	1156144	4.70788	626.05
138 4,4'-Methylene bis(o-chloroan	231	Compound Not Detected.					
139 bis(2-ethylhexyl)Phthalate	149	8.553	8.548	(0.993)	932460	5.25340	698.59
140 Di-n-octylphthalate	149	9.077	9.067	(0.909)	1590569	4.87119	647.76
141 Benzo(b)fluoranthene	252	9.564	9.548	(0.958)	1122140	4.61562	613.78
142 Benzo(k)fluoranthene	252	9.591	9.575	(0.960)	1174028	4.87661	648.49
146 Benzo(a)pyrene	252	9.923	9.906	(0.994)	982429	4.50489	599.05
149 Indeno(1,2,3-cd)pyrene	276	11.474	11.447	(1.149)	1111219	4.98501	662.90
150 Dibenz(a,h)anthracene	278	11.479	11.452	(1.149)	945202	4.91683	653.83
151 Benzo(g,h,i)perylene	276	11.918	11.891	(1.193)	922500	4.94560	657.66
198 1,4-Dioxane	88	1.632	1.632	(0.478)	65705	1.72408	229.26
$ 154 Nitrobenzene-d5	82	3.793	3.793	(0.881)	525641	3.74947	498.60
$ 155 2-Fluorobiphenyl	172	5.066	5.066	(0.909)	618055	3.55294	472.46
$ 156 Terphenyl-d14	244	7.794	7.788	(0.904)	764136	4.80149	638.50
$ 157 Phenol-d5	99	3.140	3.135	(0.919)	798354	6.18469	822.43
$ 158 2-Fluorophenol	112	2.573	2.557	(0.753)	516463	6.13361	815.64
$ 159 2,4,6-Tribromophenol	330	6.146	6.141	(1.103)	71650	4.77232	634.62
$ 186 2-Chlorophenol-d4	132	3.269	3.269	(0.956)	462848	6.45622	858.54
$ 187 1,2-Dichlorobenzene-d4	152	3.526	3.525	(1.031)	174152	3.54326	471.18
M 195 Cresols, total	100				1332961	13.7187	1824.3
101 Diphenylamine	169	6.034	6.034	(0.907)	579444	4.55567	605.81

QC Flag Legend

Q - Qualifier signal failed the ratio test.
R - Spike/Surrogate failed recovery limits.
M - Compound response manually integrated.

TestAmerica North Canton

INTERNAL STANDARD COMPOUNDS
AREA AND RT SUMMARY

Instrument ID: a4hp7.i
Lab File ID: K9C711CX.D
Lab Smp Id: k9c711cx
Analysis Type: SV
Quant Type: ISTD
Operator: 001710
Method File: \\cansvr11\dd\chem\MSS\a4hp7.i\90408a.b\8270C-625.m
Misc Info:

Calibration Date: 08-APR-2009
Calibration Time: 09:12
Client Smp ID: SCFmw-003-0010-WS
Level: LOW
Sample Type: SOIL

		AREA LIMIT			
COMPOUND	STANDARD	LOWER	UPPER	SAMPLE	%DIFF
1 1,4-Dichlorobenze	158685	79343	317370	124223	-21.72
2 Naphthalene-d8	644503	322252	1289006	529235	-17.88
3 Acenaphthene-d10	340284	170142	680568	286455	-15.82
4 Phenanthrene-d10	541642	270821	1083284	468835	-13.44
5 Chrysene-d12	453136	226568	906272	388130	-14.35
6 Perylene-d12	432956	216478	865912	372897	-13.87

		RT LIMIT			
COMPOUND	STANDARD	LOWER	UPPER	SAMPLE	%DIFF
1 1,4-Dichlorobenze	3.42	2.92	3.92	3.42	0.00
2 Naphthalene-d8	4.31	3.81	4.81	4.31	0.00
3 Acenaphthene-d10	5.57	5.07	6.07	5.57	0.10
4 Phenanthrene-d10	6.65	6.15	7.15	6.65	0.08
5 Chrysene-d12	8.61	8.11	9.11	8.62	0.13
6 Perylene-d12	9.97	9.47	10.47	9.99	0.22

AREA UPPER LIMIT = +100% of internal standard area.
AREA LOWER LIMIT = - 50% of internal standard area.
RT UPPER LIMIT = + 0.50 minutes of internal standard RT.
RT LOWER LIMIT = - 0.50 minutes of internal standard RT.

Data File: \\cansvr11\dd\chem\MSS\a4hp7.i\90408a.b\K9C711CX.D

Page 1

Date : 08-APR-2009 15:32

Client ID: SCFmw-003-0010-WS

Instrument: a4hp7.i

Sample Info: k9c711cx,90408a.b,8270C-625,1-827042d.sub

Volume Injected (uL): 0.5

Operator: 001710

Column phase: db5.625

Column diameter: 0.32

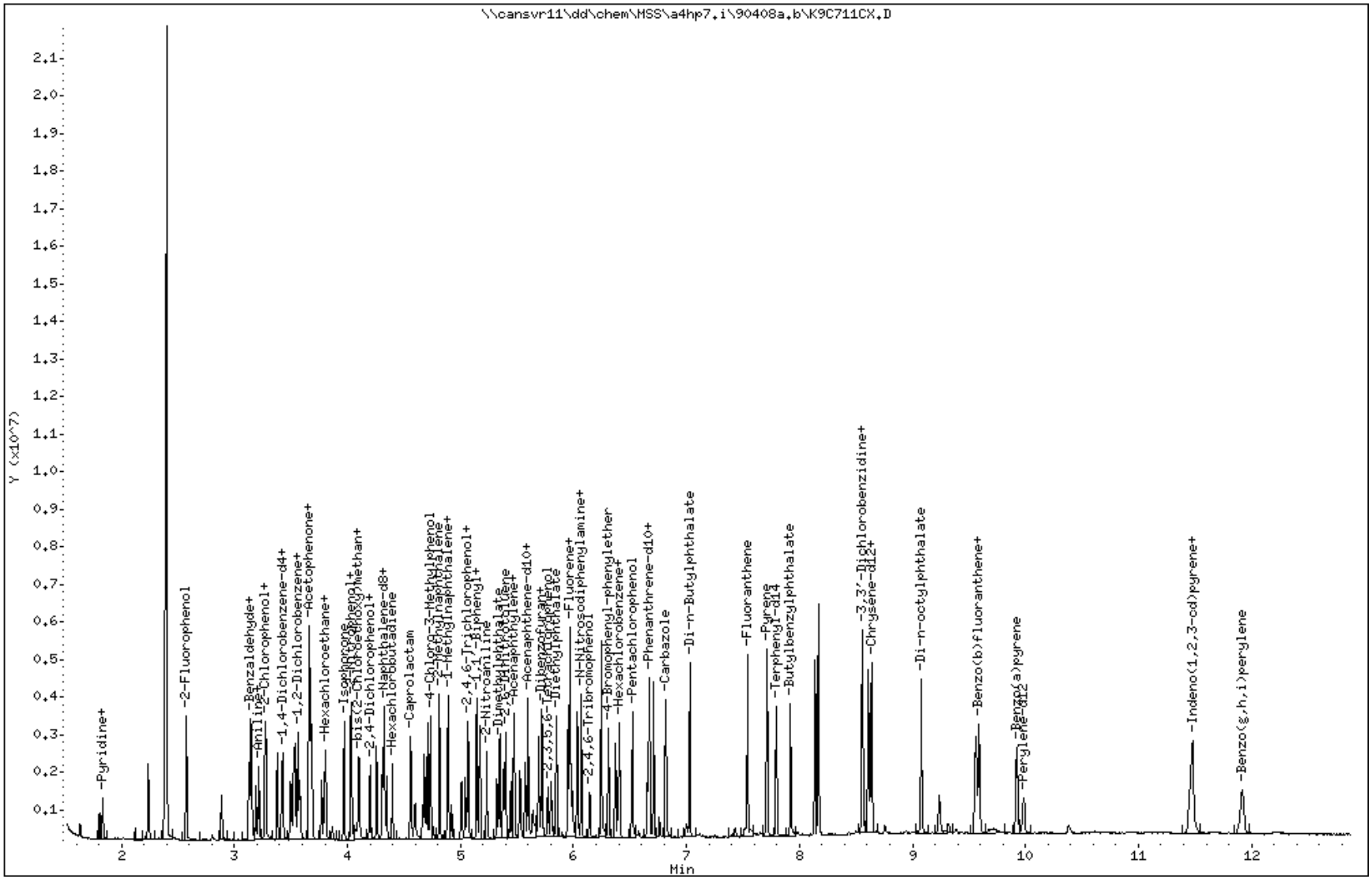

Data File Name: K9C711CX.D
Inj. Date and Time: 08-APR-2009 15:32
Instrument ID: a4hp7.i
Client ID: SCFmw-003-0010-WS
Compound Name: Benzoic Acid
CAS #: 65-85-0
Report Date: 04/09/2009

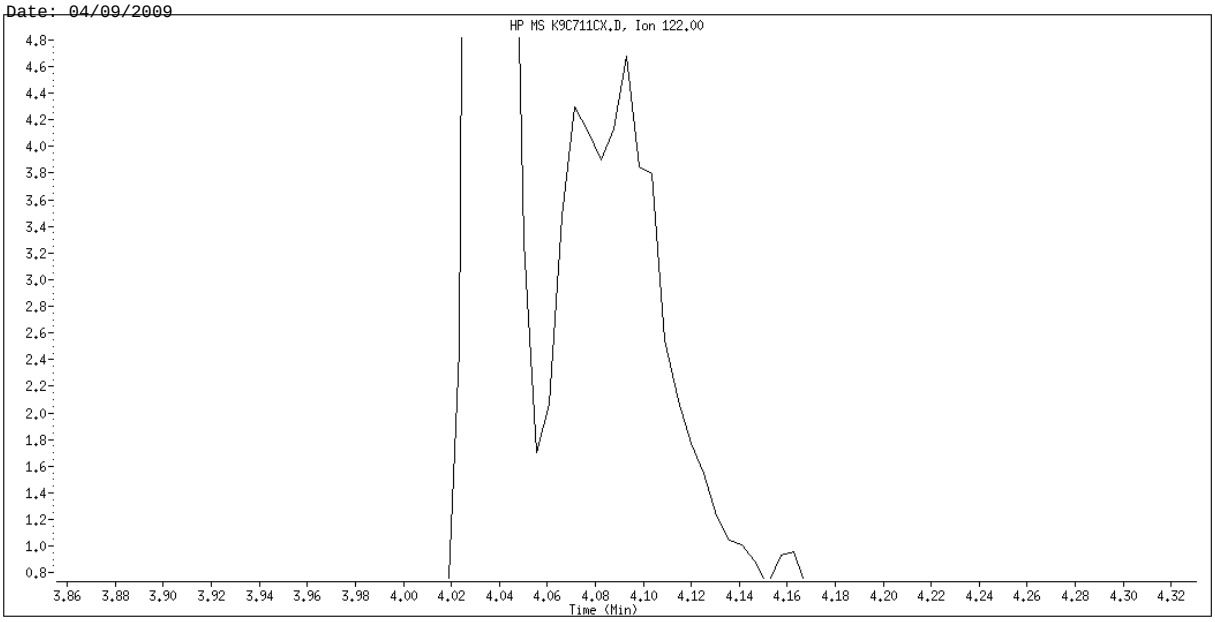

Original Integration

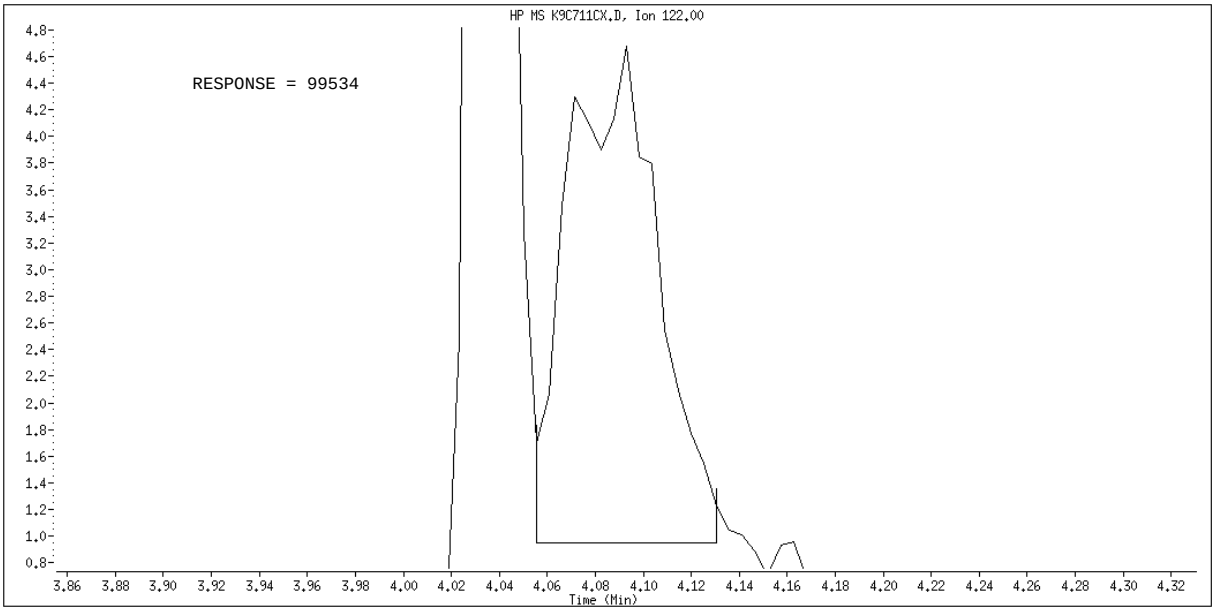

Manual Integration

Manually Integrated By: gruberj
Manual Integration Reason: Peak not found

TestAmerica
THE LEADER IN ENVIRONMENTAL TESTING

MISCELLANEOUS DATA

TESTAMERICA NORTH CANTON MS SEMIVOLATILE RUN LOG

INSTRUMENT: A4HP7 DATE: 4-1-09

Method 8270C/625 I.S.#: SV3467 $MeCl_2$ Lot#: G47J00 GC Program #: 2

FILE NAME	LOT No. / FILE NAME	SAMPLE PREP	D.F.	QUAL	COMMENTS	ANALYST
7DF0401+T	SV3439			OK	(14:52)	
7SMM0401	SV3476			OK	Level II Review By:	
7SM0401	SV3475			OK		
7SMLO401	SV3474			OK		
7SL0401	SV3473			OK		
7SLL0401	SV3472			OK		
7HHH0401	SV3480			OK		
7SHH0401	SV3479			OK		
7SH0401	SV3478			OK		
7SMH0401	SV3477			OK		
ICVTCL	SV3481			OK		
QCMRL	SV3476	— —	—	OK		
K8VJN1AA	B	3-20 1L-2-1	SI	OK		
K8VJN1AC	C	"		OK		
K89W51AA	B	3-29		OK		
K89W51AC	C	"		OK		
K89W51AD	L	"		OK		
K89CH91AA	B K9CJA	3-31 250-2-1		OK		
K9CH91AC	C K9CJA	"		OK/rem		
K9CH91AD	L K9CJA	"		OK		
K8843IAC		"		OK		
K885J1AE		3-29 1L-2-1		OK		
K885K1AE		"		OK		
K885H1AE		"		OK		
K885G1AE		"		OK		
K885D1A3		"		OK		
K8TAF1AC		3-20 "	"	OK		
QCMRLCL	SV3476	— —	—	OK		
K86R11AD		3-31 250-2-1	SI	OK		
K86R61AD		" "	"	OK		
						4-1-09

B 4-7-09

TESTAMERICA NORTH CANTON MS SEMIVOLATILE RUN LOG

INSTRUMENT: A4HP7 DATE: 4-7-09

Method 8270C/625 I.S.#: SV3467 $MeCl_2$ Lot#: G47J00 GC Program #: 2

FILE NAME	LOT No. / FILE NAME	SAMPLE PREP	D.F.	QUAL	COMMENTS	ANALYST
7DF0407HT	SV3439			OK	(8:59)	
7SMH0407	SV3477			OK	Level II Review By: OKMU 4/8/09	
QCMBL	SV3476	4-7-09		OK		
K9L7E1AA	B K9L7D	4-6 1L-2-1	SI	OK	+ TICS	
K9L7E1AC	C K9L7D	" "	"	OK		
K9LGF1AA	B	4-4		OK		
K9LGF1AC	C	"		OK		
K9LF81AA	B	4-4		OK		
K9LF81AC	C	"		OK		
K9LX91AA	B	4-5		OK		
K9LX91AC	C	"		OK		
K9LX91AD	L	"		OK		
K9KW81AA		4-4 "		OK		
K9KW81AC	MS	" 500-2-1		OK		
K9KW81AD	MSD	" "		OK		
K9FVN1AA	B K9FVP	4-2 250-2-1		OK		
K9FVN1AC	C K9FVP	" "		OK		
K86081AC		3-27 30g-2-1	"	OK		
QCMBLCL1	SV3476	— —	—	OK		
K8RWT1AD		4-2 250-2-1	SI	OK		
K9C7R1CE		" "	"	OK		
K9C7W1CE				OK		
K9C711CE				OK		
K9C721CE				OK		
K9C731CE				OK		
K9C761CE				OK		
K9C771CE				OK		
K9C7F1CE				OK		
K9C7J1CE				OK		
K9C691CE		" "	"	OK		
QCMBLCL2	SV3476	— —	—	OK		
MDLL1	SV3472	— —	—	DNR		

TESTAMERICA NORTH CANTON MS SEMIVOLATILE RUN LOG

INSTRUMENT: A4HP7 DATE: 4-7-09

Method 8270C/625 I.S.#: SV3467 $MeCl_2$ Lot#: G47J00 GC Program #: 2

FILE NAME	LOT No. / FILE NAME	SAMPLE PREP	D.F.	QUAL	COMMENTS	ANALYST
7DF0407HT	SV3439			OK	(8:59)	
SEE PAGE 62		for Stds		—	Level II Review By:	
MDLL2	SV3473	— —	—	DNR		
MDLL3	SV3474	— —	—	DNR		
K9KXC1AA		4-4 1L-2-1	5+	OK		
K9KY31AA				OK		
K9KY51AA				OK		
K9K7A1AH				OK		
K9K661AC				rem	out of tune	
K9K6W1AA				1	1	
K9KLT1AM		4-6		OK	625	
K9KM01AA		1		OK		
K9FCM1AD		4-4	1	OK		
K9J1X1A0		1	10:100	OK		
K9LHN1A5		4-6	5:100	OK	TICS	
K9LHP1AP		1 1	5:100	OK	1 1	

4-7-09

TESTAMERICA NORTH CANTON MS SEMIVOLATILE RUN LOG

INSTRUMENT: A4HP7 DATE: 4-8-09

Method 8270C/625 I.S.#: SV3467 $MeCl_2$ Lot#: G47J00 GC Program #: 2

FILE NAME	LOT No. / FILE NAME	SAMPLE PREP	D.F.	QUAL	COMMENTS	ANALYST
7DF040B1T	SV3439			ok	(8:53)	
7SMH0408	SV3477			ok	Level II Review By:	
QCMRL	SV3476			ok	4/10	
K9D3E1AA	B	4-1 1L-2-1	5t	ok		
K9D3E1AC	C	" "	"	ok		
K9D3E1AD	L	" "	"	ok		
K9EL91AA	B	4-1 30g-2-1		ok		
K9EL91AC	C	" "		ok		
K9C7W1AP				ok		
K9C731A2				ok		
K9C771A2				ok		
K9C7R1AD				ok		
K9C721AP				ok		
K9C711AP				ok		
K9C711CW	MS			ok		
K9C711CX	MSD	4-8-09	5t rem	rem		
K9C761A2		" "	5t	ok		
K9C691AC		4-1 1L-2-1	"	ok		
K9C7F1AC		" "	"	ok		
K9C7J1AC		" "	"	ok		
K9C711CX	MSD	4-1 30g-2-1	"	ok		
QCMRLCL	SV3476	— —	—	ok	1 compound <70	
MDLL1	SV3472	— —	—	ok		
MDLL2	SV3473	— —	—	ok		
MDLL3	SV3474	— —	—	ok→	Same cmpd ND	
K9LH21AC		4.5 1L-2-1	5t	ok rem	rerun this cmpd	
K9LH31AC		" "	"	ok		
K9LH41AC		" "	"	ok		
K9LH51AC		" "	"	ok		
K9LH11AC		" "	"	ok		
K9LHW1AC		" "	"	ok		
K9LH01AC		" "	15:100	ok		

TESTAMERICA NORTH CANTON MS SEMIVOLATILE RUN LOG
INSTRUMENT: A4HP7

DATE: 4-8-09

Method 8270C/625 I.S.#: SV3467 $MecI_2$ Lot#: G47J00 GC Program #: 2

FILE NAME	LOT No. / FILE NAME	SAMPLE PREP	D.F.	QUAL	COMMENTS	ANALYST
7DF0408TT	SV3439			OK	(8:53)	JB.
SEE PAGE 64		for Stds		—	Level II Review By:	
K9JRF1AAA	JP 4-8-09	4-5 1L-2-1	St	ok		
K9LVP1AC				ok		
K9LKH1AH			40:100	ok		
K9K661AC		4-4	St	ok		
K9K6W1AA				ok		
K9LQ11AA		4-5		rem	out of time	
K9LR71AN						

JP 4-8-09

N:\QAQC\Lab_form\MS Semi Forms\MS Semi Run Log.doc

North Canton

TestAmerica Laboratories, Inc.
EXTRACTION BENCH SHEET

Run Date: 4/13/2009
Time: 9:17:51

LEV 1	LEV 2		LEV 1	LEV 2	
Y	Y	Blank	Y	Y	Weights/Volumes
Y	Y	Check	Y	Y	Spike & Surrogate Worksheet
		MS/MSD	Y	Y	Vial contains correct volume
			Y	Y	Labels, greenbars, worksheets
					computer batch: correct &
					Anomalies to Extraction Method

Y Expanded Deliverable
Y COC Completed
Y Bench Sheet Copied
= Package Submitted to AnalyticalGroup
Bench Sheet Copied per COC

Extractionist: 001560 Thomas Fausnight

Concentrationist: 402608 Eric Mills
402756 Lisa Hines

Reviewer/Date: MILLSL / 4/02/09

QC BATCH: 9091046

PREP DATE: 4/01/09
COMP DATE: 4/02/09

Base/Neutrals and Acids (8270C)
LIQ/LIQ, CONT (Acids,Phenols) - Acid
SW846 3520C

EXTR EXPR	ANL DUE	LOT#, MSRUN#/ WORK ORDER	TEST FLGS	EXT	MTH	MATRIX	INIT/FIN WT/VOL	INIT	PH"S ADJ1	ADJ2	EXTRACTION	SOLVENTS VOL	EXCHANGE	VOL	SPIKE STANDARD/ SURROGATE ID
4/03/09	4/10/09	A9C310174-002 **K9C69-1-AC**	D	51	QL	WATER	990mL 2.00mL	7.0	2	NA	DCM	250.0		0.0	.2ML BNA SURR #61098
COMMENTS:															
4/03/09	4/10/09	A9C310174-003 **K9C7F-1-AC**	D	51	QL	WATER	1020mL 2.00mL	7.0	2	NA	DCM	250.0		0.0	.2ML BNA SURR #61098
COMMENTS:															
4/03/09	4/10/09	A9C310174-004 **K9C7J-1-AC**	D	51	QL	WATER	1010mL 2.00mL	7.0	2	NA	DCM	250.0		0.0	.2ML BNA SURR #61098
COMMENTS:															
4/03/09	0/0/0	A9D010000-046 **K9D3E-1-AA B**		51	QL	WATER	1000mL 2.00mL	7.0	2	NA	DCM	250.0		0.0	.2ML BNA SURR #61098
COMMENTS:															
4/03/09	0/0/0	A9D010000-046 **K9D3E-1-AC C**		51	QL	WATER	1000mL 2.00mL	7.0	2	NA	DCM	250.0		0.0	.2ML #A063373/64754 .2ML BNA SURR #61098
COMMENTS:															

1354

North Canton

Severn Trent Laboratories, Inc.
EXTRACTION BENCH SHEET

QC BATCH: 9091046

PREP DATE: 4/01/09
COMP DATE: 4/02/09

EXTR EXPR	ANL DUE	LOT#, MSRUN#/ WORK ORDER	TEST FLGS	EXT	MTH	MATRIX	INIT/FIN WT/VOL	INIT	PH"S ADJ1	ADJ2	EXTRACTION	SOLVENTS VOL	EXCHANGE	VOL	SPIKE STANDARD/ SURROGATE ID
4/03/09	0/0/0	A9D010000-046 **K9D3E-1-AD L**		51	QL	WATER	1000mL 2.00mL	7.0	2	NA	DCM	250.0		0.0	.2ML #A063373/64754 .2ML BNA SURR #61098

COMMENTS:

TRF S&S

DCM #H04E26 NA2SO4 #G45627 1:1 H2SO4 #G20022

NUMBER OF WORK ORDERS IN BATCH: 6

1355

North Canton

TestAmerica Laboratories, Inc.
EXTRACTION BENCH SHEET

Run Date: 4/13/2009
Time: 9:17:51

LEV 1	LEV 2		LEV 1	LEV 2	
Y	Y	Blank	Y	Y	Weights/Volumes
Y	Y	Check	Y	Y	Spike & Surrogate Worksheet
Y	Y	MS/MSD	Y	Y	Vial contains correct volume
			Y	Y	Labels, greenbars, worksheets
			_	_	computer batch: correct & Anomalies to Extraction Method

Y Expanded Deliverable
Y COC Completed
Y Bench Sheet Copied
= Package Submitted to AnalyticalGroup
Bench Sheet Copied per COC

Extractionist: 402756 Lisa Hines

Concentrationist: 402756 Lisa Hines
402608 Eric Mills

Reviewer/Date: MILLSL / 4/02/09

QC BATCH: 9091239

PREP DATE: 4/01/09
COMP DATE: 4/02/09

Base/Neutrals and Acids (8270C)
SOXHLET (NONE,Na2SO4)
SW846 3540C

EXTR EXPR	ANL DUE	LOT#, MSRUN#/ WORK ORDER	TEST FLGS	EXT	MTH	MATRIX	INIT/FIN WT/VOL	INIT	PH"S ADJ1	ADJ2	EXTRACTION	SOLVENTS VOL	EXCHANGE	VOL	SPIKE STANDARD/ SURROGATE ID
4/10/09	4/10/09	A9C310174-012 **K9C77-1-A2**	D	11	QL	SOLID	30.03g 2.00mL	0.0	NA	NA	DCM/ACE	200.0		0.0	.2ML BNA SURR #61098
COMMENTS:															
4/10/09	4/10/09	A9C310174-006 **K9C7R-1-AD**	D	11	QL	SOLID	30.17g 2.00mL	0.0	NA	NA	DCM/ACE	200.0		0.0	.2ML BNA SURR #61098
COMMENTS:															
4/10/09	4/10/09	A9C310174-007 **K9C7W-1-AP**	D	11	QL	SOLID	30.14g 2.00mL	0.0	NA	NA	DCM/ACE	200.0		0.0	.2ML BNA SURR #61098
COMMENTS:															
4/10/09	4/10/09	A9C310174-009 **K9C72-1-AP**	D	11	QL	SOLID	30.15g 2.00mL	0.0	NA	NA	DCM/ACE	200.0		0.0	.2ML BNA SURR #61098
COMMENTS:															
4/10/09	4/10/09	A9C310174-010 **K9C73-1-A2**	D	11	QL	SOLID	30.18g 2.00mL	0.0	NA	NA	DCM/ACE	200.0		0.0	.2ML BNA SURR #61098
COMMENTS:															

1356

North Canton

Severn Trent Laboratories, Inc.
EXTRACTION BENCH SHEET

QC BATCH: 9091239

PREP DATE: 4/01/09
COMP DATE: 4/02/09

EXTR EXPR	ANL DUE	LOT#, MSRUN#/ WORK ORDER	TEST FLGS	EXT	MTH	MATRIX	INIT/FIN WT/VOL	INIT	PH"S ADJ1	ADJ2	EXTRACTION	SOLVENTS VOL	EXCHANGE	VOL	SPIKE STANDARD/ SURROGATE ID
4/10/09	4/10/09	A9C310174-011 **K9C76-1-A2**	D	11	QL	SOLID	30.17g 2.00mL	0.0	NA	NA	DCM/ACE	200.0		0.0	.2ML BNA SURR #61098
COMMENTS:															
4/10/09	4/10/09	A9C310174-008 **K9C71-1-AP**	D	11	QL	SOLID	30.04g 2.00mL	0.0	NA	NA	DCM/ACE	200.0		0.0	.2ML BNA SURR #61098
COMMENTS:															
4/10/09	4/10/09	A9C310174-008 **K9C71-1-CW S**	D	11	QL	SOLID	30.06g 2.00mL	0.0	NA	NA	DCM/ACE	200.0		0.0	.2ML #A063373/64754 .2ML BNA SURR #61098
COMMENTS:															
4/10/09	4/10/09	A9C310174-008 **K9C71-1-CX D**	D	11	QL	SOLID	30.08g 2.00mL	0.0	NA	NA	DCM/ACE	200.0		0.0	.2ML #A063373/64754 .2ML BNA SURR #61098
COMMENTS:															
4/10/09	0/0/0	A9D010000-239 **K9EL9-1-AA B**		11	QL	SOLID	30.00g 2.00mL	0.0	NA	NA	DCM/ACE	200.0		0.0	.2ML BNA SURR #61098
COMMENTS:															
4/10/09	0/0/0	A9D010000-239 **K9EL9-1-AC C**		11	QL	SOLID	30.00g 2.00mL	0.0	NA	NA	DCM/ACE	200.0		0.0	.2ML #A063373/64754 .2ML BNA SURR #61098
COMMENTS:															

S/S BY LM
DCM/ACE#H03E07 NA2SO4#G45627
BALANCE#B025

NUMBER OF WORK ORDERS IN BATCH: 11

1357

North Canton

TestAmerica Laboratories, Inc.
EXTRACTION BENCH SHEET

Run Date: 4/13/2009
Time: 9:17:51

LEV 1	LEV 2		LEV 1	LEV 2	
Y	Y	Blank	Y	Y	Weights/Volumes
Y	Y	Check	Y	Y	Spike & Surrogate Worksheet
=	=	MS/MSD	Y	Y	Vial contains correct volume
			Y	Y	Labels, greenbars, worksheets
			_	_	computer batch: correct & Anomalies to Extraction Method

Y Expanded Deliverable
Y COC Completed
Y Bench Sheet Copied
= Package Submitted to AnalyticalGroup
Bench Sheet Copied per COC

Extractionist: 402608 Eric Mills

Concentrationist: 402756 Lisa Hines
402608 Eric Mills

Reviewer/Date: MILLSE / 4/04/09

QC BATCH: 9092036

PREP DATE: 4/02/09
COMP DATE: 4/04/09

Base/Neutrals and Acids (8270C)
TCLP(1311) -> LIQ/LIQ, CONT - Acid->Base
SW846 1311/3520C

EXTR EXPR	ANL DUE	LOT#, MSRUN#/ WORK ORDER	TEST FLGS	EXT	MTH	MATRIX	INIT/FIN WT/VOL	INIT	PH"S ADJ1	ADJ2	EXTRACTION	SOLVENTS VOL	EXCHANGE	VOL	SPIKE STANDARD/ SURROGATE ID
4/08/09	0/0/0	A9D020000-036 **K9FVN-1-AA B**		59	QL	SOLID	250.00mL 2.00mL	7.0	2	12	DCM	250.0		0.0	.2ML BNA SURR#61098
COMMENTS:															
4/08/09	4/10/09	A9C310174-007 **K9C7W-1-CE**	D	59	QL	SOLID	250.00mL 2.00mL	7.0	2	12	DCM	250.0		0.0	.2ML BNA SURR#61098
COMMENTS:															
4/08/09	4/10/09	A9C310174-011 **K9C76-1-CE**	D	59	QL	SOLID	250.00mL 2.00mL	7.0	2	12	DCM	250.0		0.0	.2ML BNA SURR#61098
COMMENTS:															
4/08/09	4/10/09	A9C310174-012 **K9C77-1-CE**	D	59	QL	SOLID	250.00mL 2.00mL	7.0	2	12	DCM	250.0		0.0	.2ML BNA SURR#61098
COMMENTS:															
4/08/09	4/10/09	A9C310174-006 **K9C7R-1-CE**	D	59	QL	SOLID	250.00mL 2.00mL	7.0	2	12	DCM	250.0		0.0	.2ML BNA SURR#61098
COMMENTS:															

1358

North Canton

Severn Trent Laboratories, Inc.
EXTRACTION BENCH SHEET

QC BATCH: 9092036

PREP DATE: 4/02/09
COMP DATE: 4/04/09

EXTR EXPR	ANL DUE	LOT#, MSRUN#/ WORK ORDER	TEST FLGS	EXT	MTH	MATRIX	INIT/FIN WT/VOL	INIT	PH"S ADJ1	ADJ2	EXTRACTION	SOLVENTS VOL	EXCHANGE	VOL	SPIKE STANDARD/ SURROGATE ID
4/08/09	4/10/09	A9C310174-008 **K9C71-1-CE**	D	59	QL	SOLID	250.00mL 2.00mL	7.0	2	12	DCM	250.0		0.0	.2ML BNA SURR#61098
COMMENTS:															
4/08/09	4/10/09	A9C310174-009 **K9C72-1-CE**	D	59	QL	SOLID	250.00mL 2.00mL	7.0	2	12	DCM	250.0		0.0	.2ML BNA SURR#61098
COMMENTS:															
4/08/09	4/10/09	A9C310174-010 **K9C73-1-CE**	D	59	QL	SOLID	250.00mL 2.00mL	7.0	2	12	DCM	250.0		0.0	.2ML BNA SURR#61098
COMMENTS:															
4/08/09	4/10/09	A9C190150-001 **K8RWT-1-AD**	B	59	QL	SOLID	250.00mL 2.00mL	7.0	2	12	DCM	250.0		0.0	.2ML BNA SURR#61098
COMMENTS:															
4/08/09	0/0/0	A9D020000-036 **K9FVN-1-AC C**		59	QL	SOLID	250.00mL 2.00mL	7.0	2	12	DCM	250.0		0.0	.2ML#64754/#A063373 .2ML BNA SURR#61098
COMMENTS:															

S/S BY EM NCM-01-0024718

DCM#H09J16 1:1 H2SO4#G20022 10N NAOH#C50K52 NA2SO4#G45627

ASSOC QC W/#9092037 ACID-12:30PM-6:30AM BASE- 9:00AM-6:30AM

NUMBER OF WORK ORDERS IN BATCH: 10

1359

North Canton

TestAmerica Laboratories, Inc.
EXTRACTION BENCH SHEET

Run Date: 4/13/2009
Time: 9:17:51

LEV 1	LEV 2		LEV 1	LEV 2	
Y	Y	Blank	Y	Y	Weights/Volumes
Y	Y	Check	Y	Y	Spike & Surrogate Worksheet
=	=	MS/MSD	Y	Y	Vial contains correct volume
			Y	Y	Labels, greenbars, worksheets
			_	_	computer batch: correct & Anomalies to Extraction Method

Y Expanded Deliverable
Y COC Completed
Y Bench Sheet Copied
= Package Submitted to AnalyticalGroup
Bench Sheet Copied per COC

Extractionist: 402608 Eric Mills

Concentrationist: 402756 Lisa Hines
402608 Eric Mills

Reviewer/Date: MILLSE / 4/04/09

QC BATCH: 9092037

PREP DATE: 4/02/09
COMP DATE: 4/04/09

Base/Neutrals and Acids (8270C)
TCLP(1311) -> LIQ/LIQ, CONT - Acid->Base
SW846 1311/3520C

EXTR EXPR	ANL DUE	LOT#, MSRUN#/ WORK ORDER	TEST FLGS	EXT	MTH	MATRIX	INIT/FIN WT/VOL	INIT	PH"S ADJ1	ADJ2	EXTRACTION	SOLVENTS VOL	EXCHANGE	VOL	SPIKE STANDARD/ SURROGATE ID
4/08/09	0/0/0	A9D020000-037 **K9FVP-1-AA B**		59	QL	WATER	250.00mL 2.00mL	7.0	2	12	DCM	250.0		0.0	.2ML BNA SURR#61098
COMMENTS:															
4/08/09	0/0/0	A9D020000-037 **K9FVP-1-AC C**		59	QL	WATER	250.00mL 2.00mL	7.0	2	12	DCM	250.0		0.0	.2ML#64754/#A063373 .2ML BNA SURR#61098
COMMENTS:															
4/08/09	4/10/09	A9C310174-002 **K9C69-1-CE**	D	59	QL	WATER	250.00mL 2.00mL	7.0	2	12	DCM	250.0		0.0	.2ML BNA SURR#61098
COMMENTS:															
4/08/09	4/10/09	A9C310174-003 **K9C7F-1-CE**	D	59	QL	WATER	250.00mL 2.00mL	7.0	2	12	DCM	250.0		0.0	.2ML BNA SURR#61098
COMMENTS:															
4/08/09	4/10/09	A9C310174-004 **K9C7J-1-CE**	D	59	QL	WATER	250.00mL 2.00mL	7.0	2	12	DCM	250.0		0.0	.2ML BNA SURR#61098
COMMENTS:															

1360

North Canton

Severn Trent Laboratories, Inc.
EXTRACTION BENCH SHEET

QC BATCH: 9092037

PREP DATE: 4/02/09
COMP DATE: 4/04/09

EXTR EXPR	ANL DUE	LOT#, MSRUN#/ WORK ORDER	TEST FLGS	EXT	MTH	MATRIX	INIT/FIN WT/VOL	INIT	PH"S ADJ1	ADJ2	EXTRACTION	SOLVENTS VOL	EXCHANGE	VOL	SPIKE STANDARD/ SURROGATE ID

S/S BY EM NCM-01-0024718

DCM#H09J16 1:1 H2SO4#G20022 10N NAOH#C50K52 NA2SO4#G45627

ASSOC QC W/#9092036 ACID-12:30PM-6:30AM BASE- 9:00AM-6:30AM

NUMBER OF WORK ORDERS IN BATCH: 5

1361

Lot/SDG Number: **A9C310174**

Sample Control Chain of Custody - TAL North Canton
GC/MS Semivolatiles

Lot Number	Work Order	Analysis Type	Prep Date	Prep Analyst	Date of Transfer	Transferred By	Analysis Date	Analyst
A9C310174-010	K9C731CE	Base/Neutrals and Acids (8270C)	04/02/09	Eric Mills	04/04/09	Eric Mills	04/07/09	John Gruber
A9C310174-011	K9C761A2	Base/Neutrals and Acids (8270C)	04/01/09	Lisa Mills	04/02/09	Lisa Mills	04/08/09	John Gruber
A9C310174-011	K9C761CE	Base/Neutrals and Acids (8270C)	04/02/09	Eric Mills	04/04/09	Eric Mills	04/07/09	John Gruber
A9C310174-012	K9C771A2	Base/Neutrals and Acids (8270C)	04/01/09	Lisa Mills	04/02/09	Lisa Mills	04/08/09	John Gruber
A9C310174-012	K9C771CE	Base/Neutrals and Acids (8270C)	04/02/09	Eric Mills	04/04/09	Eric Mills	04/07/09	John Gruber
A9C310174-002	K9C691AC	Base/Neutrals and Acids (8270C)	04/01/09	Thomas Fausnight	04/02/09	Lisa Mills	04/08/09	John Gruber
A9C310174-002	K9C691CE	Base/Neutrals and Acids (8270C)	04/02/09	Eric Mills	04/04/09	Eric Mills	04/07/09	John Gruber
A9C310174-003	K9C7F1AC	Base/Neutrals and Acids (8270C)	04/01/09	Thomas Fausnight	04/02/09	Lisa Mills	04/08/09	John Gruber
A9C310174-003	K9C7F1CE	Base/Neutrals and Acids (8270C)	04/02/09	Eric Mills	04/04/09	Eric Mills	04/07/09	John Gruber
A9C310174-004	K9C7J1AC	Base/Neutrals and Acids (8270C)	04/01/09	Thomas Fausnight	04/02/09	Lisa Mills	04/08/09	John Gruber
A9C310174-004	K9C7J1CE	Base/Neutrals and Acids (8270C)	04/02/09	Eric Mills	04/04/09	Eric Mills	04/07/09	John Gruber
A9C310174-006	K9C7R1AD	Base/Neutrals and Acids (8270C)	04/01/09	Lisa Mills	04/02/09	Lisa Mills	04/08/09	John Gruber
A9C310174-006	K9C7R1CE	Base/Neutrals and Acids (8270C)	04/02/09	Eric Mills	04/04/09	Eric Mills	04/07/09	John Gruber
A9C310174-007	K9C7W1AP	Base/Neutrals and Acids (8270C)	04/01/09	Lisa Mills	04/02/09	Lisa Mills	04/08/09	John Gruber
A9C310174-007	K9C7W1CE	Base/Neutrals and Acids (8270C)	04/02/09	Eric Mills	04/04/09	Eric Mills	04/07/09	John Gruber
A9C310174-008	K9C711AP	Base/Neutrals and Acids (8270C)	04/01/09	Lisa Mills	04/02/09	Lisa Mills	04/08/09	John Gruber
A9C310174-008	K9C711CE	Base/Neutrals and Acids (8270C)	04/02/09	Eric Mills	04/04/09	Eric Mills	04/07/09	John Gruber
A9C310174-009	K9C721AP	Base/Neutrals and Acids (8270C)	04/01/09	Lisa Mills	04/02/09	Lisa Mills	04/08/09	John Gruber
A9C310174-009	K9C721CE	Base/Neutrals and Acids (8270C)	04/02/09	Eric Mills	04/04/09	Eric Mills	04/07/09	John Gruber
A9C310174-010	K9C731A2	Base/Neutrals and Acids (8270C)	04/01/09	Lisa Mills	04/02/09	Lisa Mills	04/08/09	John Gruber

TestAmerica
THE LEADER IN ENVIRONMENTAL TESTING

PESTICIDE DATA

TestAmerica
THE LEADER IN ENVIRONMENTAL TESTING

QC SUMMARY DATA

SW846 8081A SURROGATE RECOVERY

Lab Name: TestAmerica Laboratories, Inc. Client: Science Applications International Corp

Lab Code: TALCAN SDG No:

Lot #: A9C310174

Extraction: XXA11QJ36

	CLIENT ID.	SRG01	SRG02	TOT OUT
01	SCFmw-001-0008-WS	86	103	00
02	SCFmw-002-0009-WS	81	113	00
03	SCFmw-003-0010-WS	106	112	00
04	SCFmw-004-0011-WS	70	84	00
05	SCFmw-004-0012-WS	97	148	00
06	SCFmw-005-0013-WS	81	80	00
07	SCFmw-006-0014-WS	81	92	00
08	METHOD BLK. K9D291AA	109	89	00
09	LCS K9D291AC	124	95	00
10	SCFmw-002-0009-WS D	85	101	00
11	SCFmw-002-0009-WS S	82	97	00

SURROGATES		QC LIMITS
SRG01	= Tetrachloro-m-xylene	(50-150)
SRG02	= Decachlorobiphenyl	(50-150)

\# Column to be used to flag recovery values
* Values outside of required QC Limits
D System monitoring Compound diluted out

FORM II

SW846 8081A SURROGATE RECOVERY

Lab Name: TestAmerica Laboratories, Inc. Client: Science Applications International Corp

Lab Code: TALCAN SDG No:

Lot #: A9C310174

Extraction: XXA36QJ01

	CLIENT ID.	SRG01	SRG02	TOT OUT
01	SCFmw-001-0008-WS	77	87	00
02	SCFmw-002-0009-WS	68	81	00
03	SCFmw-003-0010-WS	75	86	00
04	SCFmw-004-0011-WS	82	80	00
05	SCFmw-004-0012-WS	70	83	00
06	SCFmw-005-0013-WS	65	81	00
07	SCFmw-006-0014-WS	73	86	00
08	METHOD BLK. K9FVM1AA	69	52	00
09	LCS K9FVM1AC	81	78	00
10	LCSD K9FVM1AD	82	75	00

SURROGATES		QC LIMITS
SRG01	= Tetrachloro-m-xylene	(47-110)
SRG02	= Decachlorobiphenyl	(31-115)

\# Column to be used to flag recovery values
* Values outside of required QC Limits
D System monitoring Compound diluted out

FORM II

SW846 8081A SURROGATE RECOVERY

Lab Name: TestAmerica Laboratories, Inc. Client: Science Applications International Corp

Lab Code: TALCAN SDG No:

Lot #: A9C310174

Extraction: XXI10QJ36

	CLIENT ID.	SRG01	SRG02	TOT OUT
01	SCFww-001-0004-WW	71	59	00
02	SCFww-001-0004-WW RE-1	70	100	00
03	SCFww-002-0005-WW	71	72	00
04	SCFww-002-0005-WW RE-1	79	83	00
05	SCFww-003-0006-WW	69	35 *	01
06	SCFww-003-0006-WW RE-1	69	87	00
07	METHOD BLK. K9D231AA	86	85	00
08	METHOD BLK. K9XJ71AA	84	103	00
09	LCS K9D231AC	85	44 *	01
10	LCS K9XJ71AC	91	56	00
11	LCSD K9D231AD	84	47 *	01
12	LCSD K9XJ71AD	91	55	00

SURROGATES		QC LIMITS
SRG01	= Tetrachloro-m-xylene	(50-150)
SRG02	= Decachlorobiphenyl	(50-150)

\# Column to be used to flag recovery values
* Values outside of required QC Limits
D System monitoring Compound diluted out

FORM II

SW846 8081A SURROGATE RECOVERY

Lab Name: TestAmerica Laboratories, Inc. Client: Science Applications International Corp

Lab Code: TALCAN SDG No:

Lot #: A9C310174

Extraction: XXI48QJ01

	CLIENT ID.	SRG01	SRG02	TOT OUT
01	SCFww-001-0004-WW	71	87	00
02	SCFww-002-0005-WW	73	92	00
03	SCFww-003-0006-WW	59	45	00
04	METHOD BLK. K9FVL1AA	81	60	00
05	LCS K9FVL1AC	85	86	00
06	LCSD K9FVL1AD	83	56	00

SURROGATES		QC LIMITS
SRG01	= Tetrachloro-m-xylene	(47-110)
SRG02	= Decachlorobiphenyl	(31-115)

\# Column to be used to flag recovery values
* Values outside of required QC Limits
D System monitoring Compound diluted out

FORM II

SW846 8081A CHECK SAMPLE RECOVERY

Lab Name: TestAmerica Laboratories, Inc. Client: Science Applications International Corp

Lab Code: TALCAN SDG No:

Lot #: A9D010000 WO #: K9D231AC
BATCH: 9091039

COMPOUND	SPIKE ADDED (ug/L)	SAMPLE CONCENT. (ug/L)	% REC	QC LIMITS REC	QUAL
alpha-BHC	1.0	1.1	106	44- 137	
beta-BHC	1.0	0.99	99	50- 135	
delta-BHC	1.0	0.64	64	58- 160	
gamma-BHC (Lindane)	1.0	0.99	99	58- 127	
Heptachlor	1.0	0.92	92	48- 150	
Aldrin	1.0	0.99	99	53- 128	
Heptachlor epoxide	1.0	0.99	99	50- 127	
Endosulfan I	1.0	0.65	65	50- 160	
Dieldrin	1.0	0.97	97	50- 124	
4,4'-DDE	1.0	0.99	99	50- 130	
Endrin	1.0	0.88	88	50- 137	
Endosulfan II	1.0	0.68	68	50- 144	
4,4'-DDD	1.0	1.1	108	50- 137	
Endosulfan sulfate	1.0	0.95	95	50- 160	
4,4'-DDT	1.0	0.92	92	50- 145	
Methoxychlor	1.0	0.88	88	50- 160	
Endrin ketone	1.0	0.86	86	50- 150	
Endrin aldehyde	1.0	0.87	87	30- 160	
alpha-Chlordane	1.0	0.98	98	50- 122	
gamma-Chlordane	1.0	1.0	102	50- 130	

NOTES(S):

* Values outside of QC limits

Spike Recovery: 0 out of 20 outside limits

COMMENTS:

SW846 8081A CHECK SAMPLE DUPLICATE RECOVERY

Lab Name: TestAmerica Laboratories, Inc. Client: Science Applications International Corp

Lab Code: TALCAN SDG No:

Lot #: A9D010000 WO #: K9D231AD
BATCH: 9091039

COMPOUND	SPIKE ADDED (ug/L)	SAMPLE CONCENT. (ug/L)	% REC	QC LIMITS REC	QUAL
alpha-BHC	1.0	1.0	103	44- 137	
beta-BHC	1.0	0.96	96	50- 135	
delta-BHC	1.0	0.60	60	58- 160	
gamma-BHC (Lindane)	1.0	0.92	92	58- 127	
Heptachlor	1.0	0.79	79	48- 150	
Aldrin	1.0	0.96	96	53- 128	
Heptachlor epoxide	1.0	0.94	94	50- 127	
Endosulfan I	1.0	0.63	63	50- 160	
Dieldrin	1.0	0.95	95	50- 124	
4,4'-DDE	1.0	0.96	96	50- 130	
Endrin	1.0	0.74	74	50- 137	
Endosulfan II	1.0	0.65	65	50- 144	
4,4'-DDD	1.0	1.0	104	50- 137	
Endosulfan sulfate	1.0	0.89	89	50- 160	
4,4'-DDT	1.0	0.76	76	50- 145	
Methoxychlor	1.0	0.73	73	50- 160	
Endrin ketone	1.0	0.74	74	50- 150	
Endrin aldehyde	1.0	0.76	76	30- 160	
alpha-Chlordane	1.0	0.95	95	50- 122	
gamma-Chlordane	1.0	0.96	96	50- 130	

NOTES(S):

* Values outside of QC limits

Spike Recovery: 0 out of 20 outside limits

COMMENTS:

SW846 8081A CHECK SAMPLE RECOVERY

Lab Name: TestAmerica Laboratories, Inc. Client: Science Applications International Corp

Lab Code: TALCAN SDG No:

Lot #: A9D010000 WO #: K9D291AC
BATCH: 9091042

COMPOUND	SPIKE ADDED (ug/kg)	SAMPLE CONCENT. (ug/kg)	% REC	QC LIMITS REC	QUAL
alpha-BHC	33	30	91	50- 120	
beta-BHC	33	30	89	50- 124	
delta-BHC	33	33	99	50- 146	
gamma-BHC (Lindane)	33	31	93	50- 129	
Heptachlor	33	33	98	58- 147	
Aldrin	33	29	86	55- 133	
Heptachlor epoxide	33	31	94	50- 130	
Endosulfan I	33	21	62	50- 144	
Dieldrin	33	31	94	50- 126	
4,4'-DDE	33	31	92	50- 120	
Endrin	33	32	97	50- 159	
Endosulfan II	33	22	67	50- 135	
4,4'-DDD	33	33	100	50- 136	
Endosulfan sulfate	33	32	98	50- 160	
4,4'-DDT	33	36	109	55- 160	
Methoxychlor	33	40	119	50- 160	
Endrin ketone	33	31	93	50- 160	
Endrin aldehyde	33	32	96	39- 121	
alpha-Chlordane	33	31	93	50- 120	
gamma-Chlordane	33	31	94	50- 127	

NOTES(S):

* Values outside of QC limits

Spike Recovery: 0 out of 20 outside limits

COMMENTS:

SW846 8081A CHECK SAMPLE RECOVERY

Lab Name: TestAmerica Laboratories, Inc. Client: Science Applications International Corp

Lab Code: TALCAN SDG No:

Lot #: A9D020000 WO #: K9FVL1AC
BATCH: 9092033

COMPOUND	SPIKE ADDED (mg/L)	SAMPLE CONCENT. (mg/L)	% REC	QC LIMITS REC	QUAL
Lindane	0.0020	0.0020	101	56- 110	
Heptachlor	0.0020	0.0018	92	57- 110	
Heptachlor epoxide	0.0020	0.0021	105	56- 110	
Endrin	0.0020	0.0022	109	50- 110	
Methoxychlor	0.0040	0.0042	105	41- 126	

NOTES(S):

* Values outside of QC limits

Spike Recovery: 0 out of 5 outside limits

COMMENTS:

FORM III

SW846 8081A CHECK SAMPLE DUPLICATE RECOVERY

Lab Name: TestAmerica Laboratories, Inc. Client: Science Applications International Corp

Lab Code: TALCAN SDG No:

Lot #: A9D020000 WO #: K9FVL1AD
BATCH: 9092033

COMPOUND	SPIKE ADDED (mg/L)	SAMPLE CONCENT. (mg/L)	% REC	QC LIMITS REC	QUAL
Lindane	0.0020	0.0021	107	56- 110	
Heptachlor	0.0020	0.0020	102	57- 110	
Heptachlor epoxide	0.0020	0.0021	103	56- 110	
Endrin	0.0020	0.0021	103	50- 110	
Methoxychlor	0.0040	0.0032	79	41- 126	

NOTES(S):

* Values outside of QC limits

Spike Recovery: 0 out of 5 outside limits

COMMENTS:

FORM III

SW846 8081A CHECK SAMPLE RECOVERY

Lab Name: TestAmerica Laboratories, Inc. Client: Science Applications International Corp

Lab Code: TALCAN SDG No:

Lot #: A9D020000 WO #: K9FVM1AC
BATCH: 9092034

COMPOUND	SPIKE ADDED (mg/L)	SAMPLE CONCENT. (mg/L)	% REC	QC LIMITS REC	QUAL
Lindane	0.0020	0.0021	104	56- 110	
Heptachlor	0.0020	0.0020	98	57- 110	
Heptachlor epoxide	0.0020	0.0021	106	56- 110	
Endrin	0.0020	0.0020	100	50- 110	
Methoxychlor	0.0040	0.0042	105	41- 126	

NOTES(S):

* Values outside of QC limits

Spike Recovery: 0 out of 5 outside limits

COMMENTS:

FORM III

SW846 8081A CHECK SAMPLE DUPLICATE RECOVERY

Lab Name: TestAmerica Laboratories, Inc. Client: Science Applications International Corp

Lab Code: TALCAN SDG No:

Lot #: A9D020000 WO #: K9FVM1AD
BATCH: 9092034

COMPOUND	SPIKE ADDED (mg/L)	SAMPLE CONCENT. (mg/L)	% REC	QC LIMITS REC	QUAL
Lindane	0.0020	0.0019	97	56- 110	
Heptachlor	0.0020	0.0017	86	57- 110	
Heptachlor epoxide	0.0020	0.0020	101	56- 110	
Endrin	0.0020	0.0021	104	50- 110	
Methoxychlor	0.0040	0.0040	100	41- 126	

NOTES(S):

* Values outside of QC limits

Spike Recovery: 0 out of 5 outside limits

COMMENTS:

SW846 8081A CHECK SAMPLE RECOVERY

Lab Name: TestAmerica Laboratories, Inc. Client: Science Applications International Corp

Lab Code: TALCAN SDG No:

Lot #: A9D100000 WO #: K9XJ71AC
BATCH: 9100250

COMPOUND	SPIKE ADDED (ug/L)	SAMPLE CONCENT. (ug/L)	% REC	QC LIMITS REC	QUAL
alpha-BHC	1.0	1.1	111	44- 137	
beta-BHC	1.0	1.1	106	50- 135	
delta-BHC	1.0	0.87	87	58- 160	
gamma-BHC (Lindane)	1.0	1.1	109	58- 127	
Heptachlor	1.0	1.1	107	48- 150	
Aldrin	1.0	1.1	105	53- 128	
Heptachlor epoxide	1.0	1.1	107	50- 127	
Endosulfan I	1.0	0.68	68	50- 160	
Dieldrin	1.0	1.1	109	50- 124	
4,4'-DDE	1.0	1.1	109	50- 130	
Endrin	1.0	1.0	103	50- 137	
Endosulfan II	1.0	0.74	74	50- 144	
4,4'-DDD	1.0	1.2	117	50- 137	
Endosulfan sulfate	1.0	1.1	108	50- 160	
4,4'-DDT	1.0	1.1	110	50- 145	
Methoxychlor	1.0	1.1	114	50- 160	
Endrin ketone	1.0	1.0	100	50- 150	
Endrin aldehyde	1.0	1.0	104	30- 160	
alpha-Chlordane	1.0	1.1	107	50- 122	
gamma-Chlordane	1.0	1.1	109	50- 130	

NOTES(S):

* Values outside of QC limits

Spike Recovery: 0 out of 20 outside limits

COMMENTS:

SW846 8081A CHECK SAMPLE DUPLICATE RECOVERY

Lab Name: TestAmerica Laboratories, Inc. Client: Science Applications International Corp

Lab Code: TALCAN SDG No:

Lot #: A9D100000 WO #: K9XJ71AD
BATCH: 9100250

COMPOUND	SPIKE ADDED (ug/L)	SAMPLE CONCENT. (ug/L)	% REC	QC LIMITS REC	QUAL
alpha-BHC	1.0	1.1	112	44- 137	
beta-BHC	1.0	1.1	108	50- 135	
delta-BHC	1.0	0.84	84	58- 160	
gamma-BHC (Lindane)	1.0	1.1	111	58- 127	
Heptachlor	1.0	1.1	110	48- 150	
Aldrin	1.0	1.1	105	53- 128	
Heptachlor epoxide	1.0	1.1	108	50- 127	
Endosulfan I	1.0	0.69	69	50- 160	
Dieldrin	1.0	1.1	111	50- 124	
4,4'-DDE	1.0	1.1	110	50- 130	
Endrin	1.0	1.0	101	50- 137	
Endosulfan II	1.0	0.75	75	50- 144	
4,4'-DDD	1.0	1.2	121	50- 137	
Endosulfan sulfate	1.0	1.1	111	50- 160	
4,4'-DDT	1.0	1.2	120	50- 145	
Methoxychlor	1.0	1.2	122	50- 160	
Endrin ketone	1.0	1.1	105	50- 150	
Endrin aldehyde	1.0	1.1	108	30- 160	
alpha-Chlordane	1.0	1.1	109	50- 122	
gamma-Chlordane	1.0	1.1	110	50- 130	

NOTES(S):

* Values outside of QC limits

Spike Recovery: 0 out of 20 outside limits

COMMENTS:

SW846 8081A MATRIX SPIKE/MATRIX SPIKE DUPLICATE RECOVERY

Lab Name: TestAmerica Laboratories, Inc. Client: Science Applications International Corp

Lab Code: TALCAN SDG No:

Matrix Spike ID: SCFmw-002-0009-WS

Lot #: A9C310174 WO #: K9C7W1CW
BATCH: 9091042

COMPOUND	SPIKE ADDED (ug/kg)	SAMPLE CONCENT. (ug/kg)	MS CONCENT. (ug/kg)	MS % REC	LIMITS REC	QUAL
alpha-BHC	42	ND	35	84	50- 150	
beta-BHC	42	ND	34	83	50- 150	
delta-BHC	42	ND	37	90	50- 150	
gamma-BHC (Lindane)	42	ND	35	84	50- 150	
Heptachlor	42	ND	37	88	50- 150	
Aldrin	42	ND	32	76	50- 150	
Heptachlor epoxide	42	ND	36	88	50- 150	
Endosulfan I	42	ND	22	52	50- 150	
Dieldrin	42	ND	35	85	50- 150	
4,4'-DDE	42	ND	34	83	50- 150	
Endrin	42	ND	38	91	50- 150	
Endosulfan II	42	ND	26	62	50- 150	
4,4'-DDD	42	ND	39	94	50- 150	
Endosulfan sulfate	42	ND	39	95	50- 150	
4,4'-DDT	42	ND	43	103	50- 150	
Methoxychlor	42	ND	51	122	50- 150	
Endrin ketone	42	ND	39	93	50- 150	
Endrin aldehyde	42	ND	35	84	50- 150	
alpha-Chlordane	42	ND	34	83	50- 150	
gamma-Chlordane	42	ND	36	87	50- 150	

NOTES(S):

Results and reporting limits have been adjusted for dry weight.

Column to be used to flag recovery and RPD values with an asterisk
* Values outside of QC limits

RPD: 0 out of 0 outside limits
Spike Recovery: 0 out of 20 outside limits

COMMENTS:

SW846 8081A MATRIX SPIKE/MATRIX SPIKE DUPLICATE RECOVERY

Lab Name: TestAmerica Laboratories, Inc. Client: Science Applications International Corp

Lab Code: TALCAN SDG No:

Matrix Spike ID: SCFmw-002-0009-WS

Lot #: A9C310174 WO #: K9C7W1CX
BATCH: 9091042

COMPOUND	SPIKE ADDED (ug/kg)	MSD CONCENT. (ug/kg)	MSD % REC	% RPD	QC LIMITS RPD	QC LIMITS REC	QUAL
Heptachlor epoxide	42	37	88	0.71	30	50- 150	
Endosulfan I	42	22	54	2.1	30	50- 150	
Dieldrin	42	36	86	1.3	30	50- 150	
4,4'-DDE	42	35	84	1.5	30	50- 150	
Endrin	42	38	92	1.6	30	50- 150	
Endosulfan II	42	26	62	1.0	30	50- 150	
4,4'-DDD	42	40	96	2.7	30	50- 150	
Endosulfan sulfate	42	40	96	1.6	30	50- 150	
4,4'-DDT	42	44	106	2.6	30	50- 150	
Methoxychlor	42	52	125	2.8	30	50- 150	
Endrin ketone	42	40	95	2.9	30	50- 150	
Endrin aldehyde	42	35	85	1.5	30	50- 150	
alpha-Chlordane	42	35	85	2.3	30	50- 150	
gamma-Chlordane	42	37	89	2.5	30	50- 150	
alpha-BHC	42	35	85	1.1	30	50- 150	
beta-BHC	42	35	84	1.3	30	50- 150	
delta-BHC	42	38	92	2.3	30	50- 150	
gamma-BHC (Lindane)	42	35	85	1.7	30	50- 150	
Heptachlor	42	38	90	2.4	30	50- 150	
Aldrin	42	31	76	0.51	30	50- 150	

NOTES(S):

Results and reporting limits have been adjusted for dry weight.

Column to be used to flag recovery and RPD values with an asterisk
* Values outside of QC limits

RPD: 0 out of 20 outside limits
Spike Recovery: 0 out of 20 outside limits

COMMENTS:

SW846 8081A METHOD BLANK SUMMARY

BLANK WORKORDER NO.: K9D231AA

Lab Name: TestAmerica Laboratories, Inc.

Lab Code: TALCAN

SDG Number:

Lab File ID: 092F4401.

Lot Number: A9C310174

Matrix: WATER

Extraction Method:

Date Extracted: 04/01/09

Date Analyzed(1): 04/08/09

Date Analyzed(2): N/A

Time Analyzed(1): 02:19

Time Analyzed(2): N/A

Instrument ID(1): P9

Instrument ID(2): N/A

GC Column(1): RTXPESTCLP ID: 053 GC Column(2): N/A ID: N/A

THIS METHOD BLANK APPLIES TO THE FOLLOWING SAMPLES, MS, AND MSD:

	CLIENT ID.	SAMPLE WORK ORDER #	DATE ANALYZED(1)	DATE ANALYZED(2)
01	SCFww-001-0004-WW	K9C691AD	04/08/09	N/A
02	SCFww-002-0005-WW	K9C7F1AD	04/08/09	N/A
03	SCFww-003-0006-WW	K9C7J1AD	04/08/09	N/A
04	CHECK SAMPLE	K9D231AC C	04/08/09	N/A
05	DUPLICATE CHECK	K9D231AD L	04/08/09	N/A
06				
07				
08				
09				
10				
11				
12				
13				
14				
15				
16				
17				
18				
19				
20				

COMMENTS:

FORM IV

SW846 8081A METHOD BLANK SUMMARY

BLANK WORKORDER NO.: K9D291AA

Lab Name: TestAmerica Laboratories, Inc.

Lab Code: TALCAN

SDG Number:

Lab File ID: 038F3801.

Lot Number: A9C310174

Matrix: SOLID

Extraction Method: 3540C

Date Extracted: 04/01/09

Date Analyzed(1): 04/16/09

Date Analyzed(2): N/A

Time Analyzed(1): 01:25

Time Analyzed(2): N/A

Instrument ID(1): P9

Instrument ID(2): N/A

GC Column(1): RTXPESTCLP ID: 053 GC Column(2): N/A ID: N/A

THIS METHOD BLANK APPLIES TO THE FOLLOWING SAMPLES, MS, AND MSD:

	CLIENT ID.	SAMPLE WORK ORDER #	DATE ANALYZED(1)	DATE ANALYZED(2)
01	SCFmw-001-0008-WS	K9C7R1AE	04/15/09	N/A
02	SCFmw-002-0009-WS	K9C7W1AQ	04/15/09	N/A
03	SCFmw-002-0009-WS	K9C7W1CW S	04/15/09	N/A
04	SCFmw-002-0009-WS	K9C7W1CX D	04/15/09	N/A
05	SCFmw-003-0010-WS	K9C711AQ	04/15/09	N/A
06	SCFmw-004-0011-WS	K9C721AQ	04/15/09	N/A
07	SCFmw-004-0012-WS	K9C731A3	04/15/09	N/A
08	SCFmw-005-0013-WS	K9C761A3	04/15/09	N/A
09	SCFmw-006-0014-WS	K9C771A3	04/16/09	N/A
10	CHECK SAMPLE	K9D291AC C	04/16/09	N/A
11				
12				
13				
14				
15				
16				
17				
18				
19				
20				

COMMENTS:

SW846 8081A METHOD BLANK SUMMARY

BLANK WORKORDER NO.: K9FVL1AA

Lab Name: TestAmerica Laboratories, Inc.

Lab Code: TALCAN

SDG Number:

Lab File ID: 085F3701.

Lot Number: A9C310174

Matrix: WATER

Extraction Method: 1311/3520C

Date Extracted: 04/02/09

Date Analyzed(1): 04/07/09

Date Analyzed(2): N/A

Time Analyzed(1): 23:42

Time Analyzed(2): N/A

Instrument ID(1): P9

Instrument ID(2): N/A

GC Column(1): RTXPESTCLP ID: 053 GC Column(2): N/A ID: N/A

THIS METHOD BLANK APPLIES TO THE FOLLOWING SAMPLES, MS, AND MSD:

	CLIENT ID.	SAMPLE WORK ORDER #	DATE ANALYZED(1)	DATE ANALYZED(2)
01	SCFww-001-0004-WW	K9C691CP	04/07/09	N/A
02	SCFww-002-0005-WW	K9C7F1CP	04/07/09	N/A
03	SCFww-003-0006-WW	K9C7J1CP	04/07/09	N/A
04	CHECK SAMPLE	K9FVL1AC C	04/08/09	N/A
05	DUPLICATE CHECK	K9FVL1AD L	04/08/09	N/A
06				
07				
08				
09				
10				
11				
12				
13				
14				
15				
16				
17				
18				
19				
20				

COMMENTS:

FORM IV

SW846 8081A METHOD BLANK SUMMARY

BLANK WORKORDER NO.: K9FVM1AA

Lab Name: TestAmerica Laboratories, Inc.

Lab Code: TALCAN

SDG Number:

Lab File ID: 078F3001.

Lot Number: A9C310174

Matrix: SOLID

Extraction Method: 1311/3510

Date Extracted: 04/02/09

Date Analyzed(1): 04/07/09

Date Analyzed(2): N/A

Time Analyzed(1): 21:05

Time Analyzed(2): N/A

Instrument ID(1): P9

Instrument ID(2): N/A

GC Column(1): RTXPESTCLP ID: 053 GC Column(2): N/A ID: N/A

THIS METHOD BLANK APPLIES TO THE FOLLOWING SAMPLES, MS, AND MSD:

	CLIENT ID.	SAMPLE WORK ORDER #	DATE ANALYZED(1)	DATE ANALYZED(2)
01	SCFmw-001-0008-WS	K9C7R1CF	04/07/09	N/A
02	SCFmw-002-0009-WS	K9C7W1CF	04/07/09	N/A
03	SCFmw-003-0010-WS	K9C711CF	04/07/09	N/A
04	SCFmw-004-0011-WS	K9C721CF	04/07/09	N/A
05	SCFmw-004-0012-WS	K9C731CF	04/07/09	N/A
06	SCFmw-005-0013-WS	K9C761CF	04/07/09	N/A
07	SCFmw-006-0014-WS	K9C771CF	04/07/09	N/A
08	CHECK SAMPLE	K9FVM1AC C	04/07/09	N/A
09	DUPLICATE CHECK	K9FVM1AD L	04/07/09	N/A
10				
11				
12				
13				
14				
15				
16				
17				
18				
19				
20				

COMMENTS:

FORM IV

SW846 8081A METHOD BLANK SUMMARY

BLANK WORKORDER NO.: K9XJ71AA

Lab Name: TestAmerica Laboratories, Inc.

Lab Code: TALCAN

SDG Number:

Lab File ID: 020F2001.

Lot Number: A9C310174

Matrix: WATER

Extraction Method: 1311/3510

Date Extracted: 04/10/09

Date Analyzed(1): 04/15/09

Date Analyzed(2): N/A

Time Analyzed(1): 17:58

Time Analyzed(2): N/A

Instrument ID(1): P9

Instrument ID(2): N/A

GC Column(1): RTXPESTCLP ID: 053 GC Column(2): N/A ID: N/A

THIS METHOD BLANK APPLIES TO THE FOLLOWING SAMPLES, MS, AND MSD:

	CLIENT ID.	SAMPLE WORK ORDER #	DATE ANALYZED(1)	DATE ANALYZED(2)
01	SCFww-001-0004-WW	K9C692AD	04/15/09	N/A
02	SCFww-002-0005-WW	K9C7F2AD	04/15/09	N/A
03	SCFww-003-0006-WW	K9C7J2AD	04/15/09	N/A
04	CHECK SAMPLE	K9XJ71AC C	04/15/09	N/A
05	DUPLICATE CHECK	K9XJ71AD L	04/15/09	N/A
06				
07				
08				
09				
10				
11				
12				
13				
14				
15				
16				
17				
18				
19				
20				

COMMENTS:

FORM IV

TestAmerica
THE LEADER IN ENVIRONMENTAL TESTING

SAMPLE DATA

Science Applications International Corp

Client Sample ID: SCFww-001-0004-WW

GC Semivolatiles

Lot-Sample #...: A9C310174-002 **Work Order #...:** K9C691AD **Matrix.....:** WG
Date Sampled...: 03/27/09 11:40 **Date Received..:** 03/28/09
Prep Date.....: 04/01/09 **Analysis Date..:** 04/08/09
Prep Batch #...: 9091039
Dilution Factor: 1 **Initial Wgt/Vol:** 1000 mL **Final Wgt/Vol..:** 5 mL
Method.....: SW846 8081A

PARAMETER	RESULT	REPORTING LIMIT	UNITS
alpha-BHC	ND	0.050	ug/L
beta-BHC	ND	0.050	ug/L
delta-BHC	ND	0.050	ug/L
gamma-BHC (Lindane)	ND	0.050	ug/L
Heptachlor	ND	0.050	ug/L
Aldrin	ND	0.050	ug/L
Heptachlor epoxide	ND	0.050	ug/L
Endosulfan I	ND	0.050	ug/L
Dieldrin	ND	0.050	ug/L
4,4'-DDE	ND	0.050	ug/L
Endrin	ND	0.050	ug/L
Endosulfan II	ND	0.050	ug/L
4,4'-DDD	ND	0.050	ug/L
Endosulfan sulfate	ND	0.050	ug/L
4,4'-DDT	ND	0.050	ug/L
Methoxychlor	ND	0.10	ug/L
Endrin ketone	ND	0.050	ug/L
Endrin aldehyde	ND	0.050	ug/L
alpha-Chlordane	ND	0.050	ug/L
gamma-Chlordane	ND	0.050	ug/L
Toxaphene	ND	2.0	ug/L

SURROGATE	PERCENT RECOVERY	RECOVERY LIMITS
Tetrachloro-m-xylene	71	(50 - 150)
Decachlorobiphenyl	59	(50 - 150)

TestAmerica North Canton

PESTICIDES 8081/608

Data file : \\cansvr11\dd\chem\GCS\a2hp9.i\90406-1.b\089F4101.D
Lab Smp Id: K9C691AD Client Smp ID: SCFww-001-0004-WW
Inj Date : 08-APR-2009 01:11
Operator : 093905 Inst ID: a2hp9.i
Smp Info : K9C691AD
Misc Info :
Comment   :
Method   : \\cansvr11\dd\chem\GCS\a2hp9.i\90406-1.b\PEST9.m
Meth Date : 08-Apr-2009 10:00 vandorenc Quant Type: ESTD
Cal Date : 06-APR-2009 20:44 Cal File: 013F1301.D
Als bottle: 89
Dil Factor: 1.00000
Integrator: Falcon Compound Sublist: 19-pestap9.sub
Target Version: 4.14 Sample Matrix: WATER
Processing Host: CANPGCSV23

Concentration Formula: Amt * DF * Vt/Vo/Vi * CpndVariable

Name	Value	Description
DF	1.000	Dilution Factor
Vt	5000.000	Volume of final extract (uL)
Vo	1000.000	Volume of sample extracted (mL)
Vi	1.000	Volume injected
Cpnd Variable		Local Compound Variable

				CONCENTRATIONS ON-COL (ng)	FINAL (ug/L)	TARGET RANGE		RATIO
RT	EXP RT	DLT RT	RESPONSE					
$ 1 Tetrachloro-m-xylene						CAS #: 877-09-8		
3.792	3.793	-0.001	11954029	0.02849	0.1424			
2 Hexachlorobenzene						CAS #: 118-74-1		
4.271	4.271	0.000	526195	0.00116	0.005802			
Average of Peak Concentrations = 0.005802								
3 Diallate						CAS #: 2303-16-4		
4.378	4.357	0.021	501366	0.07174	0.3587	0.00-	20.00	100.00
4.516	4.530	-0.014	3177840	2.72273	13.61	0.00-	20.00	633.84
Average of Peak Concentrations = 6.986								
4 alpha-BHC						CAS #: 319-84-6		
4.516	4.494	0.022	9073479	0.01639	0.08194			
5 gamma-BHC (Lindane)						CAS #: 58-89-9		
4.929	4.915	0.014	1882525	0.00372	0.01859			

```
    6 beta-BHC                                    CAS #: 319-85-7
5.033    5.061   -0.028          889024 0.00429  0.02143
--------------------------------------------------------------------------------
```

				CONCENTRATIONS ON-COL (ng)	FINAL (ug/L)	TARGET RANGE	RATIO
RT	EXP RT	DLT RT	RESPONSE				
7 delta-BHC					CAS #: 319-86-8		
5.301	5.308	-0.007	1730727	0.00339	0.01696		
8 Heptachlor					CAS #: 76-44-8		
5.648	5.635	0.013	870111	0.00185	0.009239		
9 Tech Chlordane					CAS #: 57-74-9		
5.490	5.502	-0.012	162696	0.01709	0.08544	0.00- 20.00	100.00
6.473	6.499	-0.026	157899	0.02188	0.1094	0.00- 20.00	97.05
7.901	7.906	-0.005	22232	0.00139	0.006962	0.00- 20.00	13.66
8.241	8.217	0.024	118237	0.00459	0.02295	0.00- 20.00	72.67
Average of Peak Concentrations =					0.05619		
10 Aldrin					CAS #: 309-00-2		
6.161	6.163	-0.002	104566	0.00020	0.001001		
11 Isodrin					CAS #: 465-73-6		
6.850	6.853	-0.003	30342	2e-004	0.001045		
12 Heptachlor epoxide					CAS #: 1024-57-3		

Peaks not detected for Quant. or Qual. signal(s).

13 gamma-Chlordane					CAS #: 5103-74-2		
7.901	7.906	-0.005	55376	1e-004	0.0006038		
14 alpha-Chlordane					CAS #: 5103-71-9		
8.241	8.221	0.020	411300	9e-004	0.004410		
15 Endosulfan I					CAS #: 959-98-8		
8.470	8.477	-0.007	19877	5e-005	0.0002370		
16 4,4'-DDE					CAS #: 72-55-9		

Peaks not detected for Quant. or Qual. signal(s).

17 Dieldrin					CAS #: 60-57-1		

Peaks not detected for Quant. or Qual. signal(s).

18 Endrin					CAS #: 72-20-8		

Peaks not detected for Quant. or Qual. signal(s).

19 Kepone					CAS #: 143-50-0		
9.451	9.475	-0.024	44903	0.12251	0.6125		

```
   20 4,4'-DDD                                  CAS #: 72-54-8
9.732    9.732    0.000          247433 8.e-004  0.004016
--------------------------------------------------------------------------------
```

RT	EXP RT	DLT RT	RESPONSE	CONCENTRATIONS ON-COL (ng)	CONCENTRATIONS FINAL (ug/L)	TARGET RANGE	RATIO
21 Chlorobenzilate					CAS #: 510-15-6		
Peaks not detected for Quant. or Qual. signal(s).							
22 Endosulfan II					CAS #: 33213-65-9		
9.865	9.837	0.028	799063	0.00193	0.009628		
24 Toxaphene					CAS #: 8001-35-2		
9.969	9.959	0.010	55329	0.01012	0.05062	80.00- 120.00	100.00
0.000	10.389	-10.389	0	0.0000	0.0000	114.04- 154.04	0.00
0.000	11.099	-11.099	0	0.0000	0.0000	115.64- 155.64	0.00
11.218	11.244	-0.026	51848	0.00837	0.04183	52.78- 92.78	93.71
11.667	11.651	0.016	17581	0.00471	0.02353	69.36- 109.36	31.78
Average of Peak Concentrations = 0.03866							
23 4,4'-DDT					CAS #: 50-29-3		
10.198	10.221	-0.023	9804	3e-005	0.0001410		
25 Endrin aldehyde					CAS #: 7421-93-4		
10.616	10.590	0.026	368331	0.00115	0.005747		
26 Mirex					CAS #: 2385-85-5		
11.061	11.073	-0.012	17617				
27 Methoxychlor					CAS #: 72-43-5		
Peaks not detected for Quant. or Qual. signal(s).							
28 Endosulfan sulfate					CAS #: 1031-07-8		
11.301	11.289	0.012	41209	1e-004	0.0005656		
29 Endrin ketone					CAS #: 53494-70-5		
11.667	11.682	-0.015	28555	7e-005	0.0003588		
$ 30 Decachlorobiphenyl					CAS #: 2051-24-3		
13.236	13.238	-0.002	7935572	0.02366	0.1183		

Data File: \\cansvr11\dd\chem\GCS\a2hp9.i\90406-1.b\089F4101.D

Page 1

Date : 08-APR-2009 01:11

Client ID: SCFww-001-0004-WW

Instrument: a2hp9.i

Sample Info: K9C691AD

Volume Injected (uL): 1.0

Operator: 093905

Column phase: clp pesticides I

Column diameter: 0.53

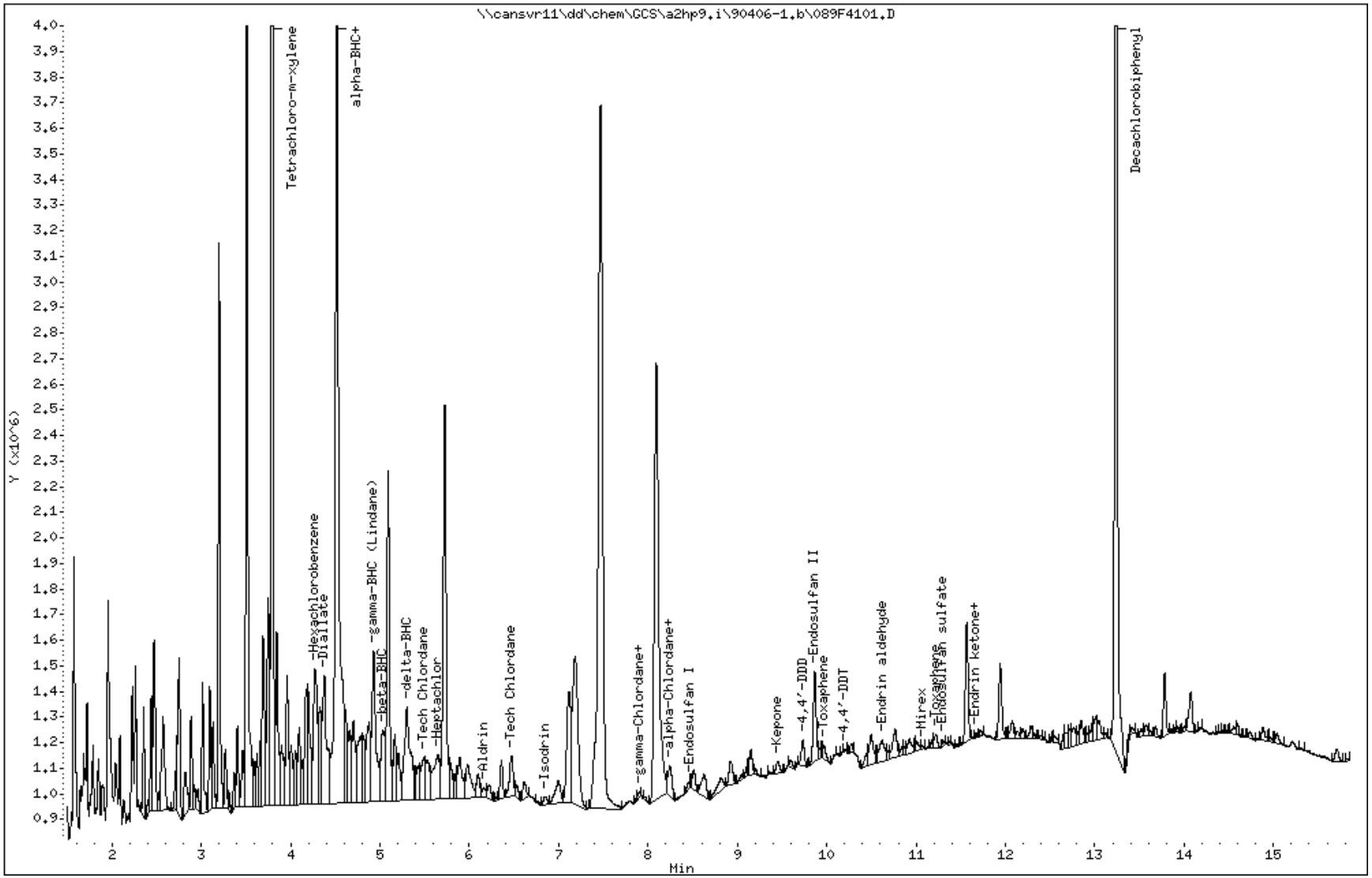

COMPOUNDS and EXP. RT REPORT

Operator: 093905 Date Acquired: 08-APR-2009 01:11
Data File: //cansvr11/dd/chem/GCS/a2hp9.i/90406-1.b/089F4101.D
Lab Sample ID: K9C691AD
Misc. Info:
Instrument: a2hp9.i
Method: \\cansvr11\dd\chem\GCS\a2hp9.i\90406-1.b\PEST9.m
Dilution Factor: 1

Compound	RT	Area	Amount	Conc
1) Tetrachloro-m-xylene	3.793	11954029	0.028	0.142 ug/L
2) Hexachlorobenzene	4.272	1527223	0.001	0.006 ug/L
3) Diallate	4.379	1716851	0.072	0.359 ug/L
4) alpha-BHC	4.517	9073479	0.016	0.082 ug/L
5) gamma-BHC (Lindane)	4.929	1882525	0.004	0.019 ug/L
6) beta-BHC	5.034	889024	0.004	0.021 ug/L
7) delta-BHC	5.302	1730727	0.003	0.017 ug/L
9) Tech Chlordane	5.490	555828	0.017	0.085 ug/L
8) Heptachlor	5.649	870111	0.002	0.009 ug/L
10) Aldrin	6.161	104566	0.000	0.001 ug/L
11) Isodrin	6.850	79568	0.000	0.001 ug/L
12) Heptachlor epoxide	NOT DETECTED	Expected RT = 7.601		
13) gamma-Chlordane	7.901	55376	0.000	0.001 ug/L
14) alpha-Chlordane	8.242	411300	0.001	0.004 ug/L
15) Endosulfan I	8.470	19877	0.000	0.000 ug/L
16) 4,4'-DDE	NOT DETECTED	Expected RT = 8.552		
17) Dieldrin	NOT DETECTED	Expected RT = 8.991		
18) Endrin	NOT DETECTED	Expected RT = 9.417		
19) Kepone	9.452	139865	0.123	0.613 ug/L
20) 4,4'-DDD	9.733	247433	0.001	0.004 ug/L
21) Chlorobenzilate	NOT DETECTED	Expected RT = 9.818		
22) Endosulfan II	9.865	799063	0.002	0.010 ug/L
24) Toxaphene	9.969	141475	0.010	0.051 ug/L
23) 4,4'-DDT	10.199	9804	0.000	0.000 ug/L
25) Endrin aldehyde	10.617	368331	0.001	0.006 ug/L
26) Mirex	11.061	17617	0.000	0.000 ug/L
27) Methoxychlor	NOT DETECTED	Expected RT = 11.119		
28) Endosulfan sulfate	11.301	41209	0.000	0.001 ug/L
29) Endrin ketone	11.668	28555	0.000	0.000 ug/L
30) Decachlorobiphenyl	13.237	7935572	0.024	0.118 ug/L

TestAmerica North Canton

PESTICIDES 8081/608

Data file : \\cansvr11\dd\chem\GCS\a2hp9.i\90406-1.b\90406-1.b\089F4101.D
Lab Smp Id: K9C691AD Client Smp ID: SCFww-001-0004-WW
Inj Date : 08-APR-2009 01:11
Operator : 093905 Inst ID: a2hp9.i
Smp Info : K9C691AD
Misc Info :
Comment :
Method : \\cansvr11\dd\chem\GCS\a2hp9.i\90406-1.b\PEST9.m\PEST9r.m
Meth Date : 08-Apr-2009 06:29 vandorenc Quant Type: ESTD
Cal Date : 06-APR-2009 20:44 Cal File: 013F1301.D
Als bottle: 89
Dil Factor: 1.00000
Integrator: Falcon Compound Sublist: 19-pestap9.sub
Target Version: 4.14 Sample Matrix: WATER

Concentration Formula: Amt * DF * Vt/Vo/Vi * CpndVariable

Name	Value	Description
DF	1.000	Dilution Factor
Vt	5000.000	Volume of final extract (uL)
Vo	1000.000	Volume of sample extracted (mL)
Vi	1.000	Volume injected
Cpnd Variable		Local Compound Variable

				CONCENTRATIONS ON-COL (ng)	FINAL (ug/L)	TARGET RANGE		RATIO
RT	EXP RT	DLT RT	RESPONSE					
$ 1 Tetrachloro-m-xylene						CAS #: 877-09-8		
4.604	4.605	-0.001	16875928	0.02738	0.1369			
2 Diallate						CAS #: 2303-16-4		
5.285	5.275	0.010	317496	0.02172	0.1086	0.00-	20.00	100.00
5.457	5.468	-0.011	360599	0.14458	0.7229	0.00-	20.00	113.58
		Average of Peak Concentrations =			0.4157			
3 Hexachlorobenzene						CAS #: 118-74-1		
5.339	5.353	-0.014	486334	5e-004	0.002721			
		Average of Peak Concentrations =			0.002721			
4 alpha-BHC						CAS #: 319-84-6		
5.618	5.637	-0.019	532422	6e-004	0.003203			
5 gamma-BHC (Lindane)						CAS #: 58-89-9		
6.399	6.382	0.017	40253	6e-005	0.0002767			
6 beta-BHC						CAS #: 319-85-7		

```
6.596    6.611   -0.015          49828  4e-004  0.002205
--------------------------------------------------------------------------------
```

RT	EXP RT	DLT RT	RESPONSE	CONCENTRATIONS ON-COL (ng)	CONCENTRATIONS FINAL (ug/L)	TARGET RANGE	RATIO
9 Tech Chlordane					CAS #: 57-74-9		
Peaks not detected for Quant. or Qual. signal(s).							
7 delta-BHC					CAS #: 319-86-8		
Peaks not detected for Quant. or Qual. signal(s).							
8 Heptachlor					CAS #: 76-44-8		
7.511	7.487	0.024	53282	3e-004	0.001266		
10 Aldrin					CAS #: 309-00-2		
8.314	8.286	0.028	132847	0.00018	0.0008980		
11 Isodrin					CAS #: 465-73-6		
9.141	9.158	-0.017	97859	2e-004	0.0008231		
12 Heptachlor epoxide					CAS #: 1024-57-3		
9.561	9.567	-0.006	524358	9e-004	0.004338		
13 gamma-Chlordane					CAS #: 5103-74-2		
9.924	9.932	-0.008	76773	1e-004	0.0006259		
14 alpha-Chlordane					CAS #: 5103-71-9		
Peaks not detected for Quant. or Qual. signal(s).							
15 Endosulfan I					CAS #: 959-98-8		
10.259	10.281	-0.022	99576	4e-004	0.002210		
16 4,4'-DDE					CAS #: 72-55-9		
10.616	10.594	0.022	67406	1e-004	0.0005865		
17 Dieldrin					CAS #: 60-57-1		
10.773	10.769	0.004	25873	1.e-004	0.0004980		
19 Chlorobenzilate					CAS #: 510-15-6		
Peaks not detected for Quant. or Qual. signal(s).							
20 Kepone					CAS #: 143-50-0		
11.429	11.425	0.004	103734	0.09220	0.4610		
18 Endrin					CAS #: 72-20-8		
11.245	11.264	-0.019	11156	5e-005	0.0002469		
21 4,4'-DDD					CAS #: 72-54-8		

```
11.552  11.543    0.009          886730 0.00233  0.01166                      (M)
--------------------------------------------------------------------------------
```

RT	EXP RT	DLT RT	RESPONSE	CONCENTRATIONS ON-COL (ng)	FINAL (ug/L)	TARGET RANGE	RATIO
22 Endosulfan II					CAS #: 33213-65-9		

Peaks not detected for Quant. or Qual. signal(s).

23 Toxaphene					CAS #: 8001-35-2		
11.731	11.754	-0.023	5712	6e-004	0.003105	80.00- 120.00	100.00
11.856	11.868	-0.012	93354	0.02156	0.1078	114.04- 154.04	1634.35
12.181	12.159	0.022	37835	0.00397	0.01983	115.64- 155.64	662.38
12.902	12.897	0.005	42031	0.00562	0.02811	52.78- 92.78	735.84
0.000	13.264	-13.264	0	0.0000	0.0000	69.36- 109.36	0.00
	Average of Peak Concentrations =				0.03971		
24 4,4'-DDT					CAS #: 50-29-3		
11.996	12.017	-0.021	147267	0.00038	0.001898		
25 Endrin aldehyde					CAS #: 7421-93-4		
12.181	12.151	0.030	37835	2e-004	0.001166		
26 Endosulfan sulfate					CAS #: 1031-07-8		
12.565	12.561	0.004	12093	6e-005	0.0003105		
28 Mirex					CAS #: 2385-85-5		
12.902	12.924	-0.022	42031				
27 Methoxychlor					CAS #: 72-43-5		
13.047	13.049	-0.002	292070	0.00345	0.01726		
29 Endrin ketone					CAS #: 53494-70-5		
13.295	13.307	-0.012	209878	0.00098	0.004900		
$ 30 Decachlorobiphenyl					CAS #: 2051-24-3		
15.065	15.065	0.000	3001210	0.02123	0.1062		

QC Flag Legend

M - Compound response manually integrated.

Data File: \\cansvr11\dd\chem\GCS\a2hp9.i\90406-1.b\90406-1.b\089F4101.D

Date : 08-APR-2009 01:11

Client ID: SCFww-001-0004-WW

Instrument: a2hp9.i

Sample Info: K9C691AD

Volume Injected (uL): 1.0

Operator: 093905

Column phase: clp pesticides II

Column diameter: 0.53

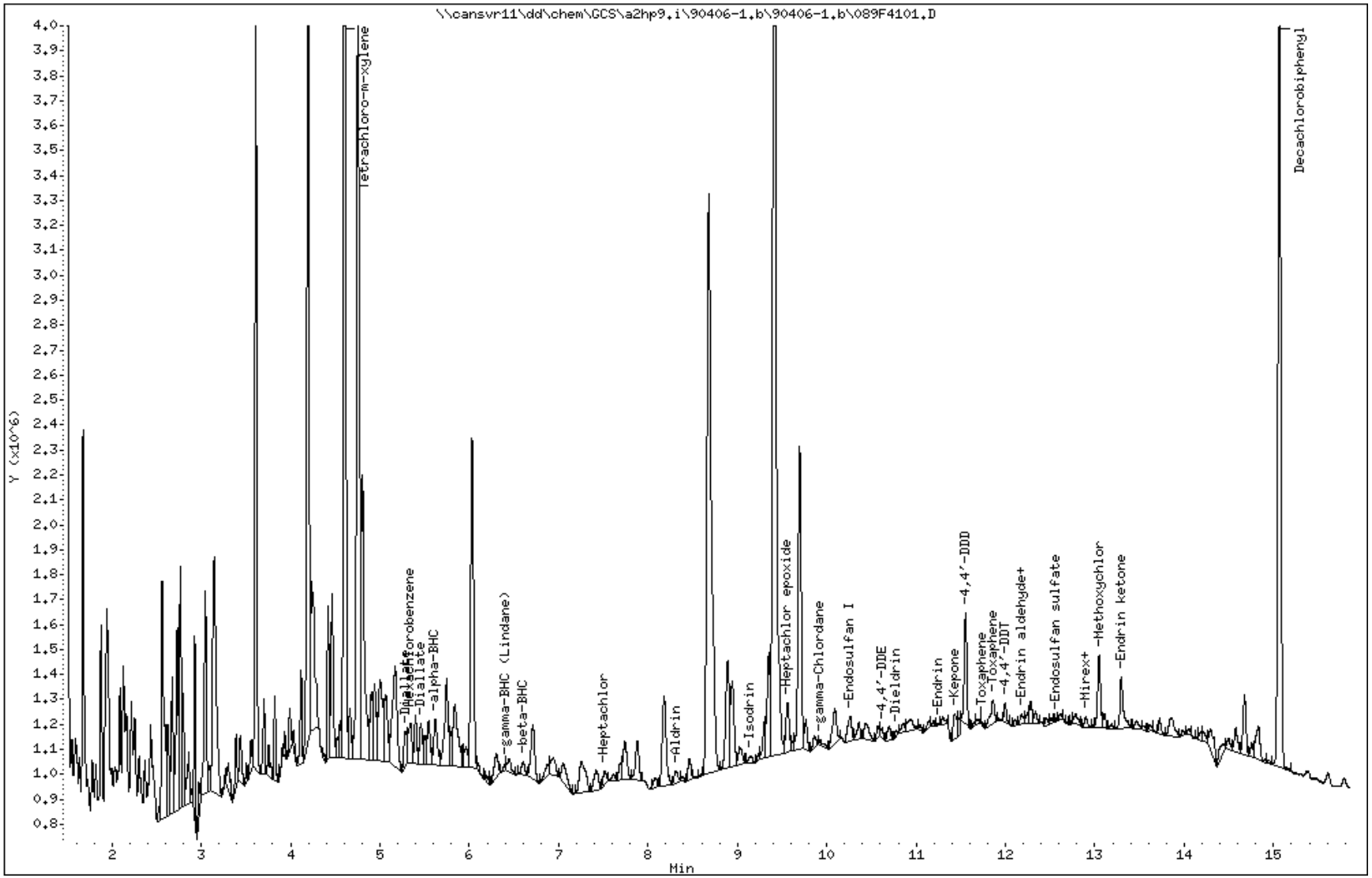

COMPOUNDS and EXP. RT REPORT

Operator: 093905 Date Acquired: 08-APR-2009 01:11
Data File: //cansvr11/dd/chem/GCS/a2hp9.i/90406-1.b/90406-1.b/089F4101.D
Lab Sample ID: K9C691AD
Misc. Info:
Instrument: a2hp9.i
Method: \\cansvr11\dd\chem\GCS\a2hp9.i\90406-1.b\PEST9.m\PEST9r.m
Dilution Factor: 1

Compound	RT	Area	Amount	Conc
1) Tetrachloro-m-xylene	4.604	16875928	0.027	0.137 ug/L
2) Diallate	5.285	317496	0.022	0.109 ug/L
3) Hexachlorobenzene	5.339	486334	0.001	0.003 ug/L
4) alpha-BHC	5.619	532422	0.001	0.003 ug/L
5) gamma-BHC (Lindane)	6.399	40253	0.000	0.000 ug/L
6) beta-BHC	6.597	131429	0.000	0.002 ug/L
9) Tech Chlordane	NOT DETECTED	Expected RT = 7.087		
7) delta-BHC	NOT DETECTED	Expected RT = 7.369		
8) Heptachlor	7.512	135232	0.000	0.001 ug/L
10) Aldrin	8.314	132847	0.000	0.001 ug/L
11) Isodrin	9.142	97859	0.000	0.001 ug/L
12) Heptachlor epoxide	9.561	524358	0.001	0.004 ug/L
13) gamma-Chlordane	9.924	76773	0.000	0.001 ug/L
14) alpha-Chlordane	NOT DETECTED	Expected RT = 10.212		
15) Endosulfan I	10.259	309891	0.000	0.002 ug/L
16) 4,4'-DDE	10.617	67406	0.000	0.001 ug/L
17) Dieldrin	10.774	44589	0.000	0.000 ug/L
18) Endrin	11.245	14448	0.000	0.000 ug/L
19) Chlorobenzilate	NOT DETECTED	Expected RT = 11.366		
20) Kepone	11.429	295269	0.092	0.461 ug/L
21) 4,4'-DDD	11.553	886730	0.002	0.012 ug/L
22) Endosulfan II	NOT DETECTED	Expected RT = 11.615		
23) Toxaphene	11.732	14176	0.001	0.003 ug/L
24) 4,4'-DDT	11.997	147267	0.000	0.002 ug/L
25) Endrin aldehyde	12.181	91855	0.000	0.001 ug/L
26) Endosulfan sulfate	12.565	10193	0.000	0.000 ug/L
28) Mirex	12.903	101832	0.000	0.000 ug/L
27) Methoxychlor	13.048	661019	0.003	0.017 ug/L
29) Endrin ketone	13.295	575495	0.001	0.005 ug/L
30) Decachlorobiphenyl	15.065	6862008	0.021	0.106 ug/L

Data File Name: 089F4101.D
Inj. Date and Time: 08-APR-2009 01:11
Instrument ID: a2hp9.i
Client ID: SCFww-001-0004-WW
Compound Name: 4,4'-DDD
CAS #: 72-54-8
Report Date: 04/09/2009

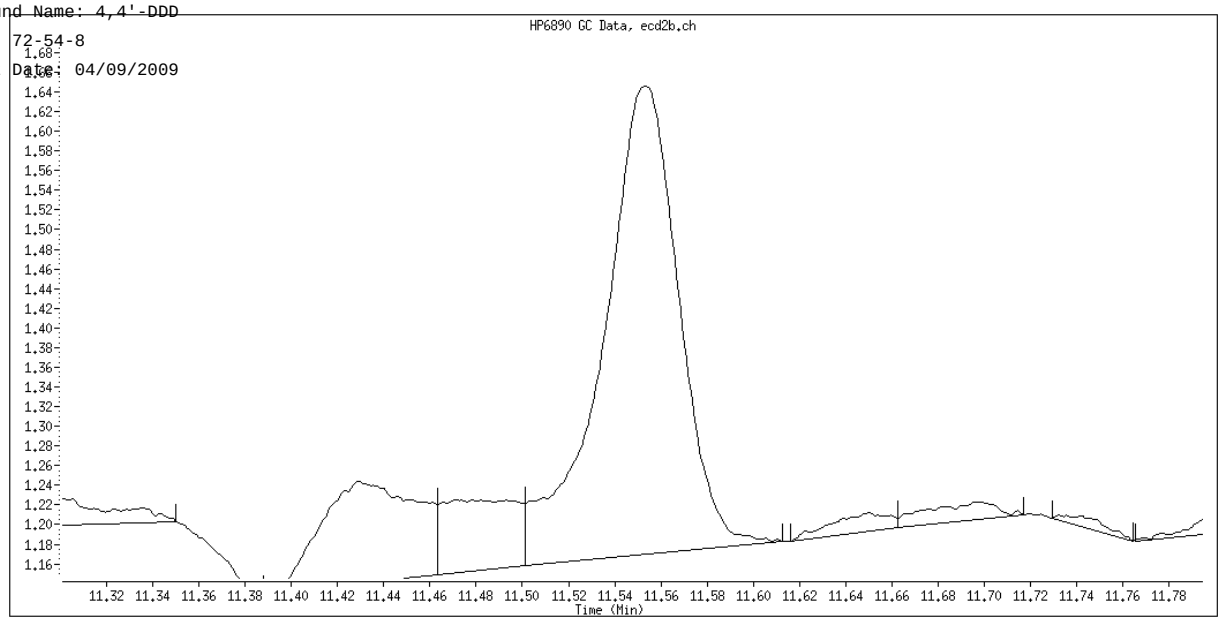

Original Integration

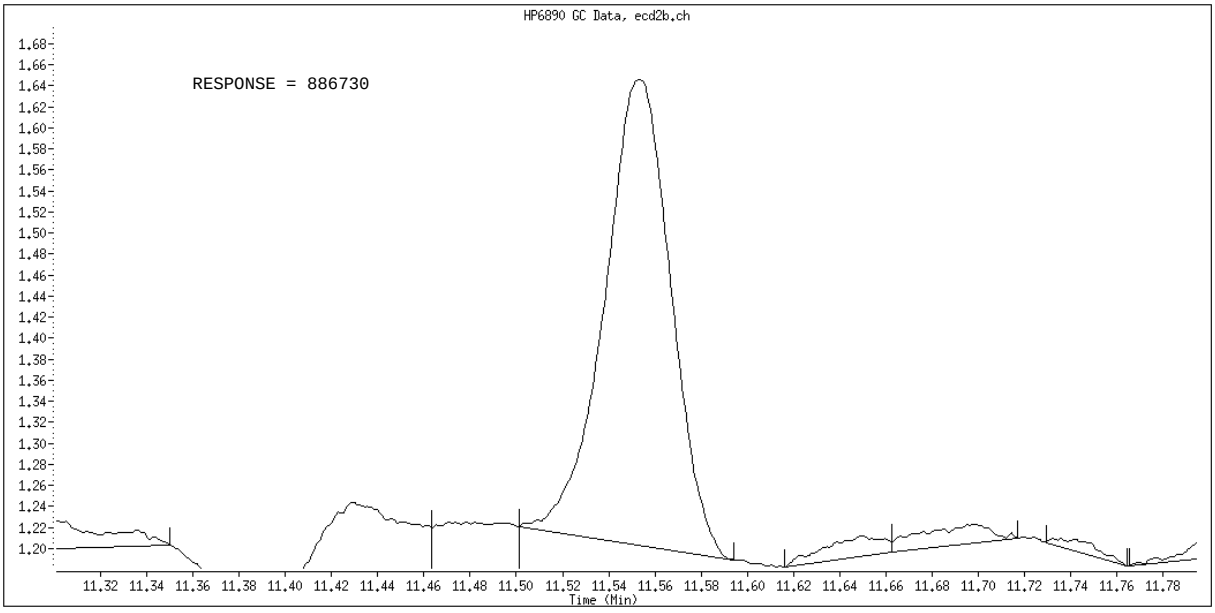

Manual Integration

Manually Integrated By: vandorenc
Manual Integration Reason: Baseline Event

Science Applications International Corp

Client Sample ID: SCFww-001-0004-WW

TCLP GC Semivolatiles

Lot-Sample #...: A9C310174-002 **Work Order #...:** K9C691CP **Matrix.....:** WG
Date Sampled...: 03/27/09 11:40 **Date Received..:** 03/28/09
Leach Date.....: 04/01/09 **Prep Date.....:** 04/02/09 **Analysis Date..:** 04/07/09
Leach Batch #..: P909110 **Prep Batch #...:** 9092033
Dilution Factor: 1 **Initial Wgt/Vol:** 250 mL **Final Wgt/Vol..:** 3 mL
Method.....: SW846 8081A

PARAMETER	RESULT	REPORTING LIMIT	UNITS
Chlordane (technical)	ND	0.0050	mg/L
Endrin	ND	0.00050	mg/L
Heptachlor	ND	0.00050	mg/L
Heptachlor epoxide	ND	0.00050	mg/L
Lindane	ND	0.00050	mg/L
Methoxychlor	ND	0.0010	mg/L
Toxaphene	ND	0.020	mg/L

SURROGATE	PERCENT RECOVERY	RECOVERY LIMITS
Decachlorobiphenyl	87	(31 - 115)
Tetrachloro-m-xylene	71	(47 - 110)

NOTE(S):

Analysis performed in accordance with USEPA Toxicity Characteristic Leaching Procedure Method 1311

TestAmerica North Canton

PESTICIDES 8081/608

Data file : \\cansvr11\dd\chem\GCS\a2hp9.i\90406-1.b\082F3401.D
Lab Smp Id: K9C691CP Client Smp ID: SCFww-001-0004-WW
Inj Date : 07-APR-2009 22:35
Operator : 093905 Inst ID: a2hp9.i
Smp Info : K9C691CP
Misc Info : 14-TCLP.SUB
Comment   :
Method   : \\cansvr11\dd\chem\GCS\a2hp9.i\90406-1.b\PEST9.m
Meth Date : 08-Apr-2009 10:00 vandorenc Quant Type: ESTD
Cal Date : 06-APR-2009 20:44 Cal File: 013F1301.D
Als bottle: 82
Dil Factor: 1.00000
Integrator: Falcon Compound Sublist: 14-TCLP.SUB
Target Version: 4.14 Sample Matrix: WATER

Concentration Formula: Amt * DF * Vt*Vi/Vo * CpndVariable

Name	Value	Description
DF	1.000	Dilution Factor
Vt	3.000	Volume of final extract (mL)
Vo	250.000	Volume of sample extracted (mL)
Vi	1.000	Volume injected (uL)
Cpnd Variable		Local Compound Variable

RT	EXP RT	DLT RT	RESPONSE	CONCENTRATIONS ON-COL (ng)	FINAL (mg/L)	TARGET RANGE	RATIO
$ 1 Tetrachloro-m-xylene						CAS #: 877-09-8	
3.794	3.793	0.001	19389720	0.04621	0.1386		
5 gamma-BHC (Lindane)						CAS #: 58-89-9	
4.933	4.915	0.018	435369	0.00086	0.00001032		
8 Heptachlor						CAS #: 76-44-8	
5.655	5.635	0.020	332814	7e-004	0.000008482		
9 Tech Chlordane						CAS #: 57-74-9	

Operator disabled compound identification.

12 Heptachlor epoxide						CAS #: 1024-57-3	
7.586	7.601	-0.015	12392	3e-005	0.0000003307		

RT	EXP RT	DLT RT	RESPONSE	CONCENTRATIONS ON-COL (ng)	FINAL (mg/L)	TARGET RANGE	RATIO
18 Endrin					CAS #: 72-20-8		
Peaks not detected for Quant. or Qual. signal(s).							
24 Toxaphene					CAS #: 8001-35-2		
9.967	9.959	0.008	45445	0.00832	0.00009979	80.00- 120.00	100.00
0.000	10.389	-10.389	0	0.0000	0.0000	114.04- 154.04	0.00
11.072	11.099	-0.027	22706	0.00326	0.00003915	115.64- 155.64	49.96
11.226	11.244	-0.018	62231	0.01004	0.0001205	52.78- 92.78	136.94
11.680	11.651	0.029	25148	0.00673	0.00008078	69.36- 109.36	55.34
Average of Peak Concentrations = 0.00008506							
23 4,4'-DDT					CAS #: 50-29-3		
Peaks not detected for Quant. or Qual. signal(s).							
27 Methoxychlor					CAS #: 72-43-5		
Peaks not detected for Quant. or Qual. signal(s).							
$ 30 Decachlorobiphenyl					CAS #: 2051-24-3		
13.237	13.238	-0.001	19861333	0.05922	0.1776		(M)

QC Flag Legend

M - Compound response manually integrated.

Data File: \\cansvr11\dd\chem\GCS\a2hp9.i\90406-1.b\082F3401.D

Date : 07-APR-2009 22:35

Client ID: SCFww-001-0004-WW

Instrument: a2hp9.i

Sample Info: K9C691CP

Volume Injected (uL): 1.0

Operator: 093905

Column phase: clp pesticides I

Column diameter: 0.53

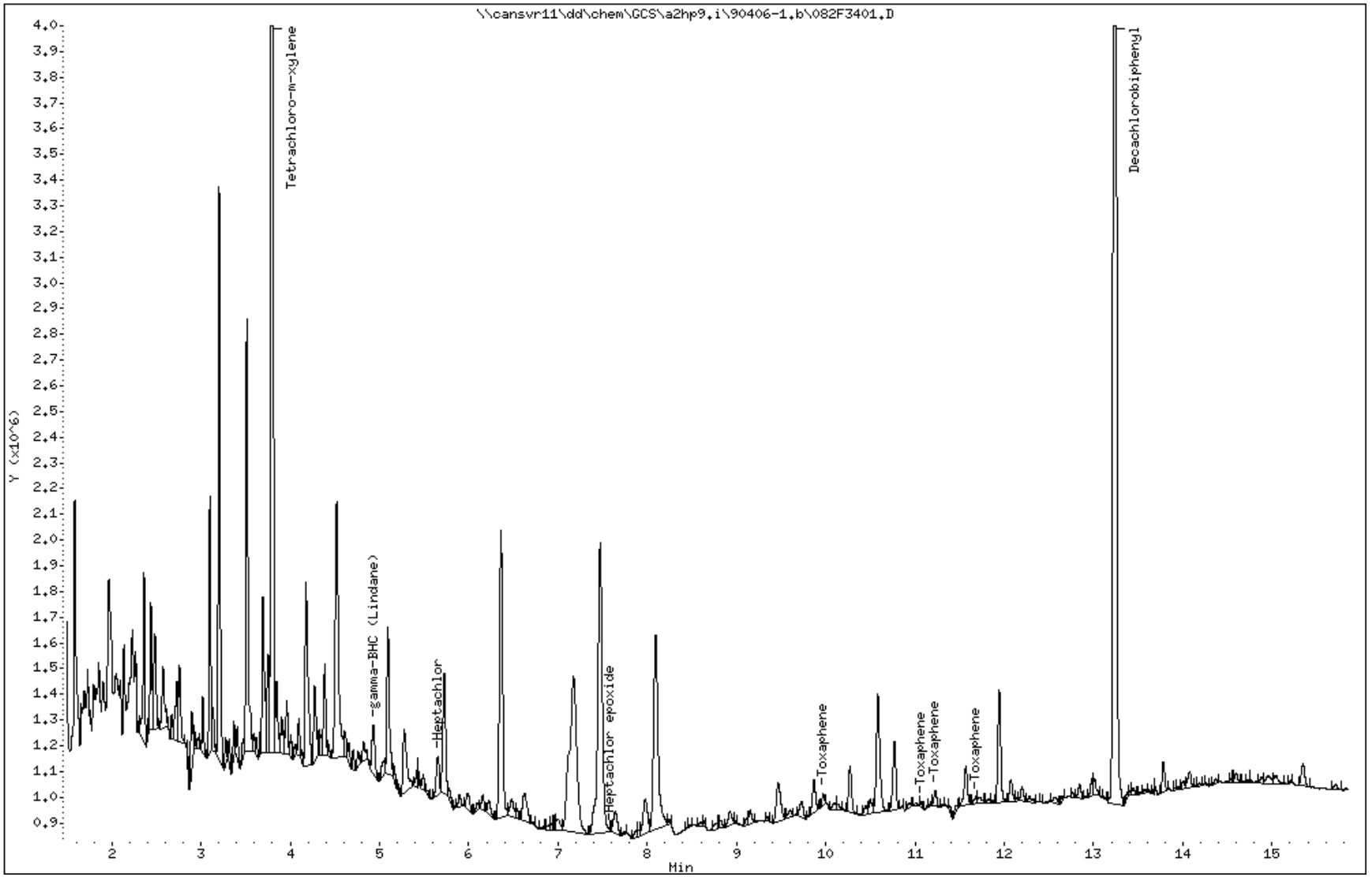

COMPOUNDS and EXP. RT REPORT

Operator: 093905 Date Acquired: 07-APR-2009 22:35
Data File: //cansvr11/dd/chem/GCS/a2hp9.i/90406-1.b/082F3401.D
Lab Sample ID: K9C691CP
Misc. Info: 14-TCLP.SUB
Instrument: a2hp9.i
Method: \\cansvr11\dd\chem\GCS\a2hp9.i\90406-1.b\PEST9.m
Dilution Factor: 1

Compound	RT	Area	Amount	Conc
1) Tetrachloro-m-xylene	3.795	19389720	0.046	0.139 mg/L
5) gamma-BHC (Lindane)	4.934	435369	0.001	0.000 mg/L
9) Tech Chlordane	NOT DETECTED	Expected RT = 5.502		
8) Heptachlor	5.655	332814	0.001	0.000 mg/L
12) Heptachlor epoxide	7.586	12392	0.000	0.000 mg/L
18) Endrin	NOT DETECTED	Expected RT = 9.417		
24) Toxaphene	9.968	79993	0.008	0.000 mg/L
23) 4,4'-DDT	NOT DETECTED	Expected RT = 10.221		
27) Methoxychlor	NOT DETECTED	Expected RT = 11.119		
30) Decachlorobiphenyl	13.237	19861333	0.059	0.178 mg/L

Data File Name: 082F3401.D
Inj. Date and Time: 07-APR-2009 22:35
Instrument ID: a2hp9.i
Client ID: SCFww-001-0004-WW
Compound Name: Decachlorobiphenyl
CAS #: 2051-24-3
Report Date: 04/09/2009

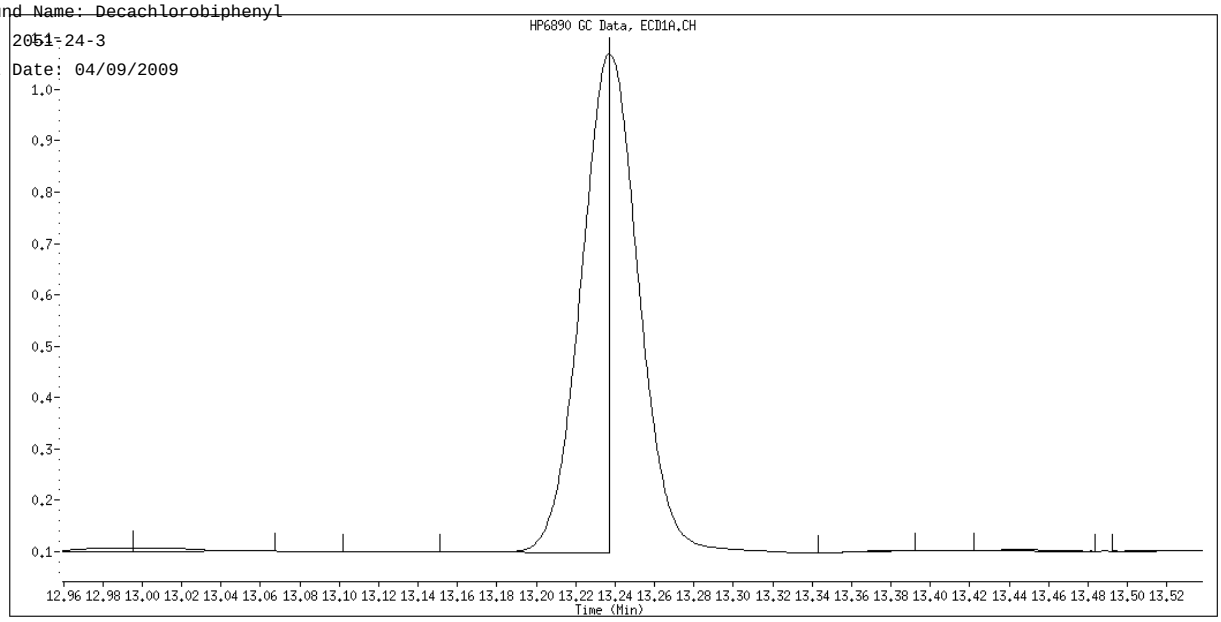

Original Integration

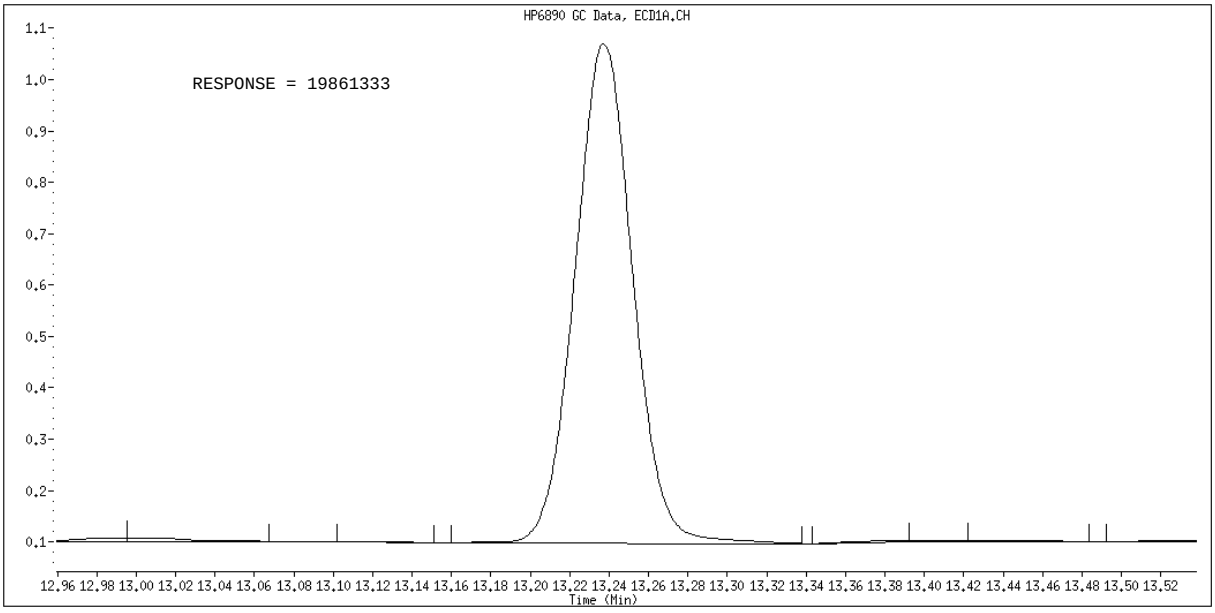

Manual Integration

Manually Integrated By: vandorenc
Manual Integration Reason: Baseline Event

TestAmerica North Canton

PESTICIDES 8081/608

Data file : \\cansvr11\dd\chem\GCS\a2hp9.i\90406-1.b\90406-1.b\082F3401.D
Lab Smp Id: K9C691CP Client Smp ID: SCFww-001-0004-WW
Inj Date : 07-APR-2009 22:35
Operator : 093905 Inst ID: a2hp9.i
Smp Info : K9C691CP
Misc Info : 14-TCLP.SUB
Comment :
Method : \\cansvr11\dd\chem\GCS\a2hp9.i\90406-1.b\PEST9.m\PEST9r.m
Meth Date : 08-Apr-2009 06:29 vandorenc Quant Type: ESTD
Cal Date : 06-APR-2009 20:44 Cal File: 013F1301.D
Als bottle: 82
Dil Factor: 1.00000
Integrator: Falcon Compound Sublist: 14-TCLP.SUB
Target Version: 4.14 Sample Matrix: WATER
Processing Host: CANPGCSV23

Concentration Formula: Amt * DF * Vt*Vi/Vo * CpndVariable

Name	Value	Description
DF	1.000	Dilution Factor
Vt	3.000	Volume of final extract (mL)
Vo	250.000	Volume of sample extracted (mL)
Vi	1.000	Volume injected (uL)
Cpnd Variable		Local Compound Variable

RT	EXP RT	DLT RT	RESPONSE	CONCENTRATIONS ON-COL (ng)	FINAL (mg/L)	TARGET RANGE	RATIO
$ 1 Tetrachloro-m-xylene						CAS #: 877-09-8	
4.606	4.605	0.001	29074412	0.04717	0.1415		
5 gamma-BHC (Lindane)						CAS #: 58-89-9	
6.359	6.382	-0.023	32282	4e-005	0.0000005326		
9 Tech Chlordane						CAS #: 57-74-9	

Peaks not detected for Quant. or Qual. signal(s).

12 Heptachlor epoxide						CAS #: 1024-57-3	
9.560	9.567	-0.007	205294	0.00034	0.000004076		
18 Endrin						CAS #: 72-20-8	
11.243	11.264	-0.021	41766	2e-004	0.000002218		
23 Toxaphene						CAS #: 8001-35-2	

0.000	11.754	-11.754	0	0.0000	0.0000	80.00- 120.00	0.00	
11.863	11.868	-0.005	83974	0.01939	0.0002327	114.04- 154.04	0.00	
12.180	12.159	0.021	106286	0.01114	0.0001337	115.64- 155.64	0.00	

RT	EXP RT	DLT RT	RESPONSE	CONCENTRATIONS ON-COL (ng)	CONCENTRATIONS FINAL (mg/L)	TARGET RANGE	RATIO
23 Toxaphene (continued)							
12.895	12.897	-0.002	73009	0.00977	0.0001172	52.78- 92.78	0.00
13.293	13.264	0.029	98796	0.02685	0.0003222	69.36- 109.36	0.00

Average of Peak Concentrations = 0.0002014

---

8 Heptachlor CAS #: 76-44-8

Peaks not detected for Quant. or Qual. signal(s).

---

27 Methoxychlor CAS #: 72-43-5

RT	EXP RT	DLT RT	RESPONSE	CONCENTRATIONS ON-COL (ng)	CONCENTRATIONS FINAL (mg/L)
13.046	13.049	-0.003	457128	0.00540	0.00006484

$ 30 Decachlorobiphenyl CAS #: 2051-24-3

RT	EXP RT	DLT RT	RESPONSE	CONCENTRATIONS ON-COL (ng)	CONCENTRATIONS FINAL (mg/L)
15.064	15.065	-0.001	8161765	0.05774	0.1732

Data File: \\cansvr11\dd\chem\GCS\a2hp9.i\90406-1.b\90406-1.b\082F3401.D

Date : 07-APR-2009 22:35

Client ID: SCFww-001-0004-WW

Instrument: a2hp9.i

Sample Info: K9C691CP

Volume Injected (uL): 1.0

Operator: 093905

Column phase: clp pesticides II

Column diameter: 0.53

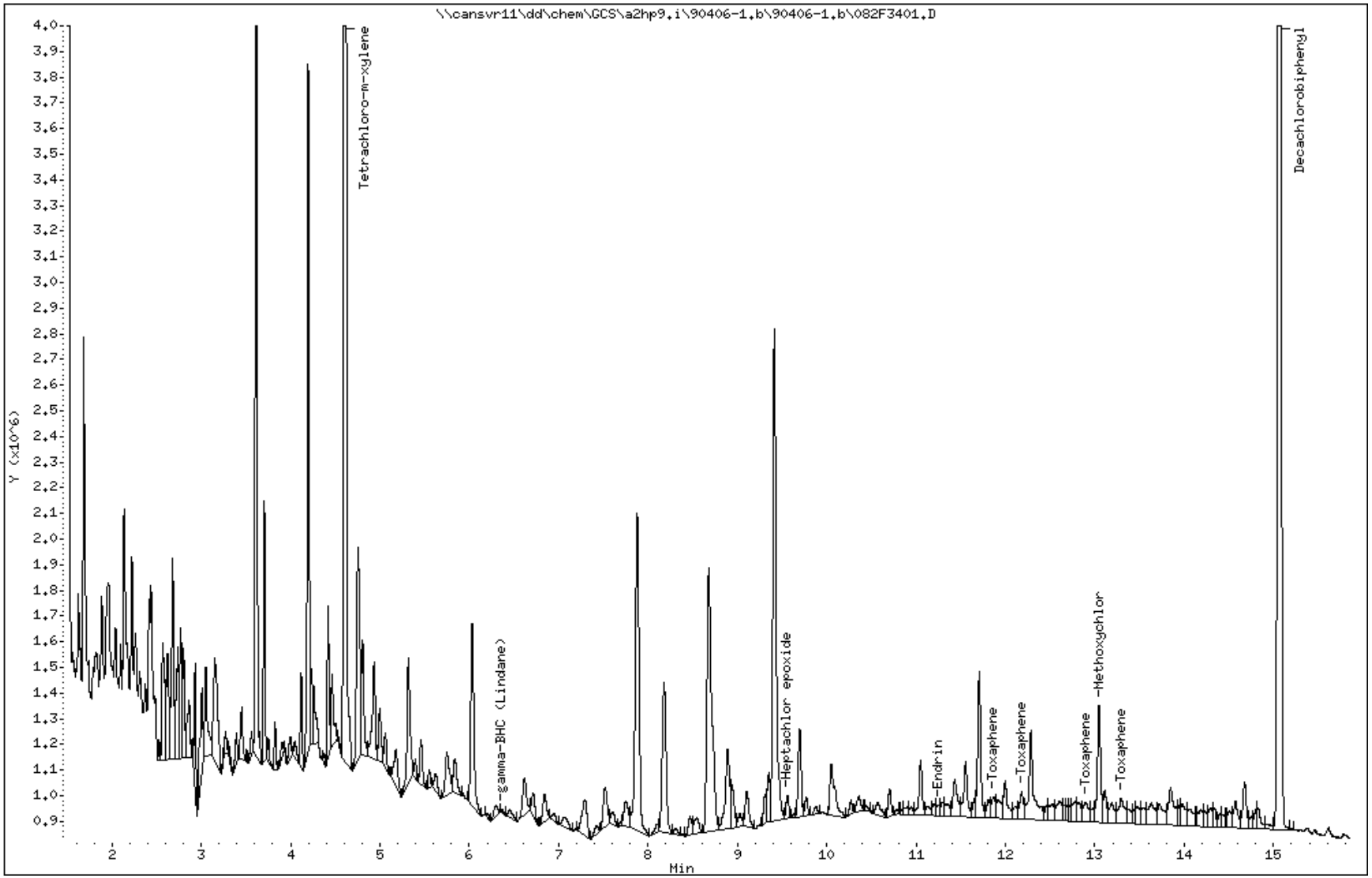

COMPOUNDS and EXP. RT REPORT

Operator: 093905 Date Acquired: 07-APR-2009 22:35
Data File: //cansvr11/dd/chem/GCS/a2hp9.i/90406-1.b/90406-1.b/082F3401.D
Lab Sample ID: K9C691CP
Misc. Info: 14-TCLP.SUB
Instrument: a2hp9.i
Method: \\cansvr11\dd\chem\GCS\a2hp9.i\90406-1.b\PEST9.m\PEST9r.m
Dilution Factor: 1

Compound	RT	Area	Amount	Conc
23) Toxaphene	0.000	0	0.000	0.000 mg/L
1) Tetrachloro-m-xylene	4.606	29074412	0.047	0.141 mg/L
5) gamma-BHC (Lindane)	6.360	32282	0.000	0.000 mg/L
9) Tech Chlordane	NOT DETECTED	Expected RT = 7.087		
8) Heptachlor	NOT DETECTED	Expected RT = 7.488		
12) Heptachlor epoxide	9.560	205294	0.000	0.000 mg/L
18) Endrin	11.244	102860	0.000	0.000 mg/L
27) Methoxychlor	13.046	1176379	0.005	0.000 mg/L
30) Decachlorobiphenyl	15.065	18371127	0.058	0.173 mg/L

Science Applications International Corp

Client Sample ID: SCFww-001-0004-WW

GC Semivolatiles

Lot-Sample #...: A9C310174-002 **Work Order #...:** K9C692AD **Matrix.....:** WG
Date Sampled...: 03/27/09 11:40 **Date Received..:** 03/28/09
Prep Date.....: 04/10/09 **Analysis Date..:** 04/15/09
Prep Batch #...: 9100250
Dilution Factor: 1 **Initial Wgt/Vol:** 900 mL **Final Wgt/Vol..:** 5 mL
Method.....: SW846 8081A

PARAMETER	RESULT	REPORTING LIMIT	UNITS
alpha-BHC	ND	0.050	ug/L
beta-BHC	ND	0.050	ug/L
delta-BHC	ND	0.050	ug/L
gamma-BHC (Lindane)	ND	0.050	ug/L
Heptachlor	ND	0.050	ug/L
Aldrin	ND	0.050	ug/L
Heptachlor epoxide	ND	0.050	ug/L
Endosulfan I	ND	0.050	ug/L
Dieldrin	ND	0.050	ug/L
4,4'-DDE	ND	0.050	ug/L
Endrin	ND	0.050	ug/L
Endosulfan II	ND	0.050	ug/L
4,4'-DDD	ND	0.050	ug/L
Endosulfan sulfate	ND	0.050	ug/L
4,4'-DDT	ND	0.050	ug/L
Methoxychlor	ND	0.10	ug/L
Endrin ketone	ND	0.050	ug/L
Endrin aldehyde	ND	0.050	ug/L
alpha-Chlordane	ND	0.050	ug/L
gamma-Chlordane	ND	0.050	ug/L
Toxaphene	ND	2.0	ug/L

SURROGATE	PERCENT RECOVERY	RECOVERY LIMITS
Tetrachloro-m-xylene	70	(50 - 150)
Decachlorobiphenyl	100	(50 - 150)

TestAmerica North Canton

PESTICIDES 8081/608

Data file : \\cansvr11\dd\chem\GCS\a2hp9.i\90415-1.b\017F1701.D
Lab Smp Id: K9C692AD Client Smp ID: SCFww-001-0004-WW
Inj Date : 15-APR-2009 16:51
Operator : 093905 Inst ID: a2hp9.i
Smp Info : K9C692AD
Misc Info :
Comment   :
Method   : \\cansvr11\dd\chem\GCS\a2hp9.i\90415-1.b\PEST9.m
Meth Date : 16-Apr-2009 09:08 vandorenc Quant Type: ESTD
Cal Date : 06-APR-2009 20:44 Cal File: 013F1301.D
Als bottle: 17
Dil Factor: 1.00000
Integrator: Falcon Compound Sublist: 19-pestap9.sub
Target Version: 4.14 Sample Matrix: WATER
Processing Host: CANPGCSV23

Concentration Formula: Amt * DF * Vt/Vo/Vi * CpndVariable

Name	Value	Description
DF	1.000	Dilution Factor
Vt	5000.000	Volume of final extract (uL)
Vo	900.000	Volume of sample extracted (mL)
Vi	1.000	Volume injected
Cpnd Variable		Local Compound Variable

RT	EXP RT	DLT RT	RESPONSE	CONCENTRATIONS ON-COL (ng)	CONCENTRATIONS FINAL (ug/L)	TARGET RANGE	RATIO
$ 1 Tetrachloro-m-xylene						CAS #: 877-09-8	
3.793	3.792	0.001	11641357	0.02787	0.1548		
2 Hexachlorobenzene						CAS #: 118-74-1	
4.278	4.273	0.005	263644	6e-004	0.003230		
Average of Peak Concentrations = 0.003230							
3 Diallate						CAS #: 2303-16-4	

Peaks not detected for Quant. or Qual. signal(s).

4 alpha-BHC						CAS #: 319-84-6	
4.515	4.493	0.022	7320255	0.01054	0.05857		
5 gamma-BHC (Lindane)						CAS #: 58-89-9	
4.927	4.913	0.014	674837	0.00106	0.005886		

RT	EXP RT	DLT RT	RESPONSE	CONCENTRATIONS ON-COL (ng)	FINAL (ug/L)	TARGET RANGE	RATIO
6 beta-BHC					CAS #: 319-85-7		
Peaks not detected for Quant. or Qual. signal(s).							
7 delta-BHC					CAS #: 319-86-8		
Peaks not detected for Quant. or Qual. signal(s).							
8 Heptachlor					CAS #: 76-44-8		
5.633	5.632	0.001	155762	0.00027	0.001500		
9 Tech Chlordane					CAS #: 57-74-9		
5.489	5.497	-0.008	31078	0.00284	0.01578	0.00- 20.00	100.00
6.466	6.494	-0.028	185779	0.01986	0.1103	0.00- 20.00	597.78
7.888	7.898	-0.010	36159	0.00179	0.009964	0.00- 20.00	116.35
8.232	8.209	0.023	128006	0.00403	0.02240	0.00- 20.00	411.89
Average of Peak Concentrations =					0.03962		
10 Aldrin					CAS #: 309-00-2		
6.154	6.160	-0.006	50754	8e-005	0.0004612		
11 Isodrin					CAS #: 465-73-6		
Peaks not detected for Quant. or Qual. signal(s).							
12 Heptachlor epoxide					CAS #: 1024-57-3		
Peaks not detected for Quant. or Qual. signal(s).							
13 gamma-Chlordane					CAS #: 5103-74-2		
7.888	7.902	-0.014	110153	2.e-004	0.001106		
14 alpha-Chlordane					CAS #: 5103-71-9		
8.232	8.218	0.014	496139	0.00092	0.005108		
15 Endosulfan I					CAS #: 959-98-8		
8.505	8.475	0.030	77804	2e-004	0.0008759		
16 4,4'-DDE					CAS #: 72-55-9		
Peaks not detected for Quant. or Qual. signal(s).							
17 Dieldrin					CAS #: 60-57-1		
9.002	8.986	0.016	18434	3e-005	0.0001935		
18 Endrin					CAS #: 72-20-8		

```
9.387    9.412   -0.025          17054  4e-005  0.0001982
--------------------------------------------------------------------------------
```

RT	EXP RT	DLT RT	RESPONSE	CONCENTRATIONS ON-COL (ng)	FINAL (ug/L)	TARGET RANGE	RATIO

19 Kepone CAS #: 143-50-0

Peaks not detected for Quant. or Qual. signal(s).

---

20 4,4'-DDD CAS #: 72-54-8

9.720	9.728	-0.008	262496	7e-004	0.003932		

---

21 Chlorobenzilate CAS #: 510-15-6

9.799	9.817	-0.018	8159	4e-004	0.002059		

---

22 Endosulfan II CAS #: 33213-65-9

9.859	9.833	0.026	1642450	0.00362	0.02010		

---

24 Toxaphene CAS #: 8001-35-2

Operator disabled compound identification.

---

23 4,4'-DDT CAS #: 50-29-3

10.204	10.217	-0.013	18279	6.e-005	0.0003306		

---

25 Endrin aldehyde CAS #: 7421-93-4

10.582	10.585	-0.003	23360	7e-005	0.0003954		

---

26 Mirex CAS #: 2385-85-5

Peaks not detected for Quant. or Qual. signal(s).

---

27 Methoxychlor CAS #: 72-43-5

11.120	11.114	0.006	33851	6e-004	0.003122		

---

28 Endosulfan sulfate CAS #: 1031-07-8

11.303	11.284	0.019	46151	1e-004	0.0006826		

---

29 Endrin ketone CAS #: 53494-70-5

Peaks not detected for Quant. or Qual. signal(s).

$ 30 Decachlorobiphenyl CAS #: 2051-24-3

13.230	13.234	-0.004	12933468	0.04000	0.2222		

Data File: \\cansvr11\dd\chem\GCS\a2hp9.i\90415-1.b\017F1701.D

Date : 15-APR-2009 16:51

Client ID: SCFww-001-0004-WW

Instrument: a2hp9.i

Sample Info: K9C692AD

Volume Injected (uL): 1.0

Operator: 093905

Column phase: clp pesticides I

Column diameter: 0.53

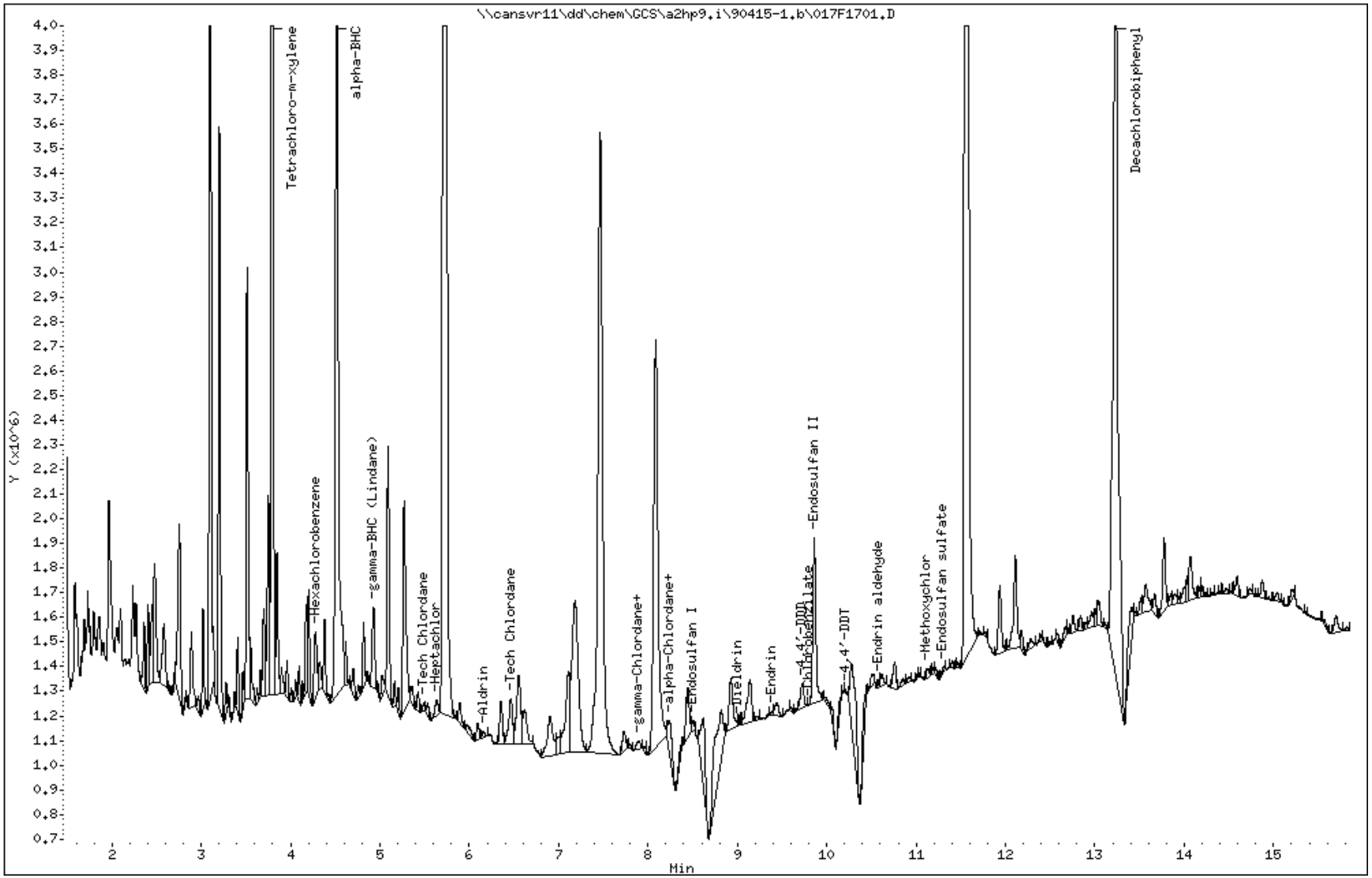

COMPOUNDS and EXP. RT REPORT

Operator: 093905 Date Acquired: 15-APR-2009 16:51
Data File: //cansvr11/dd/chem/GCS/a2hp9.i/90415-1.b/017F1701.D
Lab Sample ID: K9C692AD
Misc. Info:
Instrument: a2hp9.i
Method: \\cansvr11\dd\chem\GCS\a2hp9.i\90415-1.b\PEST9.m
Dilution Factor: 1

Compound	RT	Area	Amount	Conc
1) Tetrachloro-m-xylene	3.794	11641357	0.028	0.155 ug/L
2) Hexachlorobenzene	4.279	559757	0.001	0.003 ug/L
3) Diallate	NOT DETECTED	Expected RT = 4.327		
4) alpha-BHC	4.515	7320255	0.011	0.059 ug/L
5) gamma-BHC (Lindane)	4.928	674837	0.001	0.006 ug/L
6) beta-BHC	NOT DETECTED	Expected RT = 5.060		
7) delta-BHC	NOT DETECTED	Expected RT = 5.308		
9) Tech Chlordane	5.490	50438	0.003	0.016 ug/L
8) Heptachlor	5.634	155762	0.000	0.002 ug/L
10) Aldrin	6.155	50754	0.000	0.000 ug/L
11) Isodrin	NOT DETECTED	Expected RT = 6.844		
12) Heptachlor epoxide	NOT DETECTED	Expected RT = 7.596		
13) gamma-Chlordane	7.889	110153	0.000	0.001 ug/L
14) alpha-Chlordane	8.233	496139	0.001	0.005 ug/L
15) Endosulfan I	8.505	77804	0.000	0.001 ug/L
16) 4,4'-DDE	NOT DETECTED	Expected RT = 8.550		
17) Dieldrin	9.003	18434	0.000	0.000 ug/L
18) Endrin	9.387	17054	0.000	0.000 ug/L
19) Kepone	NOT DETECTED	Expected RT = 9.476		
20) 4,4'-DDD	9.720	262496	0.001	0.004 ug/L
21) Chlorobenzilate	9.800	8159	0.000	0.002 ug/L
22) Endosulfan II	9.860	1642450	0.004	0.020 ug/L
24) Toxaphene	NOT DETECTED	Expected RT = 9.952		
23) 4,4'-DDT	10.205	18279	0.000	0.000 ug/L
25) Endrin aldehyde	10.583	23360	0.000	0.000 ug/L
26) Mirex	NOT DETECTED	Expected RT = 11.073		
27) Methoxychlor	11.120	65646	0.001	0.003 ug/L
28) Endosulfan sulfate	11.304	46151	0.000	0.001 ug/L
29) Endrin ketone	NOT DETECTED	Expected RT = 11.679		
30) Decachlorobiphenyl	13.230	12933468	0.040	0.222 ug/L

TestAmerica North Canton

PESTICIDES 8081/608

Data file : \\cansvr11\dd\chem\GCS\a2hp9.i\90415-1.b\90415-1.b\017F1701.D
Lab Smp Id: K9C692AD Client Smp ID: SCFww-001-0004-WW
Inj Date : 15-APR-2009 16:51
Operator : 093905 Inst ID: a2hp9.i
Smp Info : K9C692AD
Misc Info :
Comment :
Method : \\cansvr11\dd\chem\GCS\a2hp9.i\90415-1.b\PEST9.m\PEST9r.m
Meth Date : 16-Apr-2009 09:08 vandorenc Quant Type: ESTD
Cal Date : 06-APR-2009 19:15 Cal File: 009F0901.D
Als bottle: 17
Dil Factor: 1.00000
Integrator: Falcon Compound Sublist: 19-pestap9.sub
Target Version: 4.14 Sample Matrix: WATER
Processing Host: CANPGCSV23

Concentration Formula: Amt * DF * Vt/Vo/Vi * CpndVariable

Name	Value	Description
DF	1.000	Dilution Factor
Vt	5000.000	Volume of final extract (uL)
Vo	900.000	Volume of sample extracted (mL)
Vi	1.000	Volume injected
Cpnd Variable		Local Compound Variable

				CONCENTRATIONS ON-COL	FINAL		
RT	EXP RT	DLT RT	RESPONSE	(ng)	(ug/L)	TARGET RANGE	RATIO
$ 1 Tetrachloro-m-xylene						CAS #: 877-09-8	
4.606	4.604	0.002	18316765	0.02813	0.1563		
2 Diallate						CAS #: 2303-16-4	
Peaks not detected for Quant. or Qual. signal(s).							
3 Hexachlorobenzene						CAS #: 118-74-1	
Peaks not detected for Quant. or Qual. signal(s).							
4 alpha-BHC						CAS #: 319-84-6	
5.614	5.635	-0.021	571331	5.e-004	0.002767		

RT	EXP RT	DLT RT	RESPONSE	CONCENTRATIONS ON-COL (ng)	FINAL (ug/L)	TARGET RANGE	RATIO

5 gamma-BHC (Lindane) CAS #: 58-89-9

Peaks not detected for Quant. or Qual. signal(s).

---

6 beta-BHC CAS #: 319-85-7

6.613	6.610	0.003	913702	0.00611	0.03397		

---

9 Tech Chlordane CAS #: 57-74-9

Peaks not detected for Quant. or Qual. signal(s).

---

7 delta-BHC CAS #: 319-86-8

Peaks not detected for Quant. or Qual. signal(s).

---

8 Heptachlor CAS #: 76-44-8

7.512	7.484	0.028	62676	2e-004	0.001252		

---

10 Aldrin CAS #: 309-00-2

8.313	8.283	0.030	419582	4e-004	0.002486		

---

11 Isodrin CAS #: 465-73-6

9.137	9.153	-0.016	204051	3e-004	0.001907		

---

12 Heptachlor epoxide CAS #: 1024-57-3

9.535	9.564	-0.029	1499324	0.00200	0.01108		

---

13 gamma-Chlordane CAS #: 5103-74-2

Peaks not detected for Quant. or Qual. signal(s).

---

14 alpha-Chlordane CAS #: 5103-71-9

Peaks not detected for Quant. or Qual. signal(s).

---

15 Endosulfan I CAS #: 959-98-8

10.256	10.279	-0.023	126084	5e-004	0.002552		

---

16 4,4'-DDE CAS #: 72-55-9

10.617	10.592	0.025	233300	4e-004	0.001996		

---

17 Dieldrin CAS #: 60-57-1

10.771	10.766	0.005	71841	0.00024	0.001333		

---

19 Chlorobenzilate CAS #: 510-15-6

Peaks not detected for Quant. or Qual. signal(s).

RT	EXP RT	DLT RT	RESPONSE	CONCENTRATIONS ON-COL (ng)	FINAL (ug/L)	TARGET RANGE	RATIO

20 Kepone CAS #: 143-50-0

Peaks not detected for Quant. or Qual. signal(s).

---

18 Endrin CAS #: 72-20-8

Peaks not detected for Quant. or Qual. signal(s).

---

21 4,4'-DDD CAS #: 72-54-8

11.547	11.542	0.005	2085482	0.00458	0.02546		

---

22 Endosulfan II CAS #: 33213-65-9

11.637	11.612	0.025	37248	2e-004	0.0008680		

---

23 Toxaphene CAS #: 8001-35-2

11.730	11.748	-0.018	33576	0.00427	0.02373	80.00- 120.00	100.00
11.857	11.861	-0.004	136866	0.03963	0.2201	114.04- 154.04	407.63
12.167	12.154	0.013	57660	0.00749	0.04162	115.64- 155.64	171.73
12.889	12.891	-0.002	55237	0.01014	0.05635	52.78- 92.78	164.51
0.000	13.258	-13.258	0	0.0000	0.0000	69.36- 109.36	0.00

Average of Peak Concentrations = 0.08546

---

24 4,4'-DDT CAS #: 50-29-3

11.992	12.015	-0.023	119349	4e-004	0.001960		

---

25 Endrin aldehyde CAS #: 7421-93-4

12.167	12.147	0.020	57660	3e-004	0.001892		

---

26 Endosulfan sulfate CAS #: 1031-07-8

12.562	12.559	0.003	15348	7e-005	0.0004147		

---

28 Mirex CAS #: 2385-85-5

Peaks not detected for Quant. or Qual. signal(s).

---

27 Methoxychlor CAS #: 72-43-5

13.041	13.046	-0.005	217566	0.00287	0.01593		

---

29 Endrin ketone CAS #: 53494-70-5

13.290	13.304	-0.014	14178822	0.06757	0.3754		

$ 30 Decachlorobiphenyl CAS #: 2051-24-3

15.057	15.062	-0.005	3307187	0.02416	0.1342		

Data File: \\cansvr11\dd\chem\GCS\a2hp9.i\90415-1.b\90415-1.b\017F1701.D

Page 1

Date : 15-APR-2009 16:51

Client ID: SCFww-001-0004-WW

Instrument: a2hp9.i

Sample Info: K9C692AD

Volume Injected (uL): 1.0

Operator: 093905

Column phase: clp pesticides II

Column diameter: 0.53

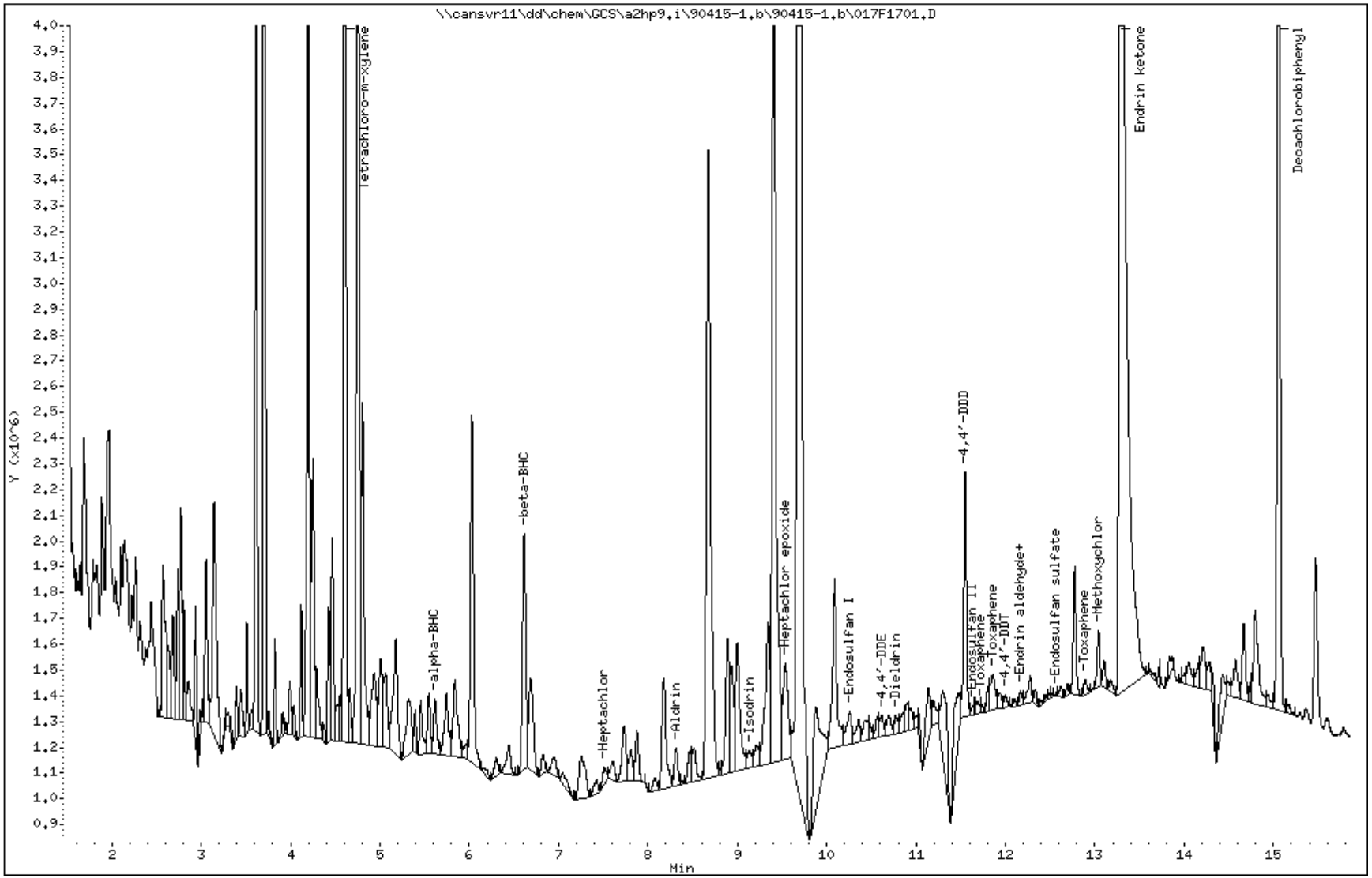

COMPOUNDS and EXP. RT REPORT

Operator: 093905 Date Acquired: 15-APR-2009 16:51
Data File: //cansvr11/dd/chem/GCS/a2hp9.i/90415-1.b/90415-1.b/017F1701.D
Lab Sample ID: K9C692AD
Misc. Info:
Instrument: a2hp9.i
Method: \\cansvr11\dd\chem\GCS\a2hp9.i\90415-1.b\PEST9.m\PEST9r.m
Dilution Factor: 1

	Compound	RT	Area	Amount	Conc
1)	Tetrachloro-m-xylene	4.606	18316765	0.028	0.156 ug/L
2)	Diallate	NOT DETECTED	Expected RT = 5.277		
3)	Hexachlorobenzene	NOT DETECTED	Expected RT = 5.356		
4)	alpha-BHC	5.615	571331	0.000	0.003 ug/L
5)	gamma-BHC (Lindane)	NOT DETECTED	Expected RT = 6.381		
6)	beta-BHC	6.614	2447959	0.006	0.034 ug/L
9)	Tech Chlordane	NOT DETECTED	Expected RT = 7.081		
7)	delta-BHC	NOT DETECTED	Expected RT = 7.369		
8)	Heptachlor	7.512	171668	0.000	0.001 ug/L
10)	Aldrin	8.314	419582	0.000	0.002 ug/L
11)	Isodrin	9.137	204051	0.000	0.002 ug/L
12)	Heptachlor epoxide	9.535	1499324	0.002	0.011 ug/L
13)	gamma-Chlordane	NOT DETECTED	Expected RT = 9.930		
14)	alpha-Chlordane	NOT DETECTED	Expected RT = 10.209		
15)	Endosulfan I	10.256	516874	0.000	0.003 ug/L
16)	4,4'-DDE	10.618	233300	0.000	0.002 ug/L
17)	Dieldrin	10.771	186323	0.000	0.001 ug/L
18)	Endrin	NOT DETECTED	Expected RT = 11.261		
19)	Chlorobenzilate	NOT DETECTED	Expected RT = 11.367		
20)	Kepone	NOT DETECTED	Expected RT = 11.404		
21)	4,4'-DDD	11.548	2085482	0.005	0.025 ug/L
22)	Endosulfan II	11.638	58744	0.000	0.001 ug/L
23)	Toxaphene	11.730	63348	0.004	0.024 ug/L
24)	4,4'-DDT	11.993	119349	0.000	0.002 ug/L
25)	Endrin aldehyde	12.167	128358	0.000	0.002 ug/L
26)	Endosulfan sulfate	12.562	15504	0.000	0.000 ug/L
28)	Mirex	NOT DETECTED	Expected RT = 12.940		
27)	Methoxychlor	13.041	460294	0.003	0.016 ug/L
29)	Endrin ketone	13.290	37719072	0.068	0.375 ug/L
30)	Decachlorobiphenyl	15.057	7550942	0.024	0.134 ug/L

Science Applications International Corp

Client Sample ID: SCFww-002-0005-WW

GC Semivolatiles

Lot-Sample #...: A9C310174-003 **Work Order #...:** K9C7F1AD **Matrix.....:** WG
Date Sampled...: 03/27/09 13:00 **Date Received..:** 03/28/09
Prep Date.....: 04/01/09 **Analysis Date..:** 04/08/09
Prep Batch #...: 9091039
Dilution Factor: 1 **Initial Wgt/Vol:** 900 mL **Final Wgt/Vol..:** 5 mL
Method.....: SW846 8081A

PARAMETER	RESULT	REPORTING LIMIT	UNITS
alpha-BHC	ND	0.050	ug/L
beta-BHC	**0.010 J**	**0.050**	**ug/L**
delta-BHC	ND	0.050	ug/L
gamma-BHC (Lindane)	ND	0.050	ug/L
Heptachlor	ND	0.050	ug/L
Aldrin	ND	0.050	ug/L
Heptachlor epoxide	ND	0.050	ug/L
Endosulfan I	ND	0.050	ug/L
Dieldrin	ND	0.050	ug/L
4,4'-DDE	ND	0.050	ug/L
Endrin	ND	0.050	ug/L
Endosulfan II	ND	0.050	ug/L
4,4'-DDD	ND	0.050	ug/L
Endosulfan sulfate	ND	0.050	ug/L
4,4'-DDT	ND	0.050	ug/L
Methoxychlor	ND	0.10	ug/L
Endrin ketone	ND	0.050	ug/L
Endrin aldehyde	ND	0.050	ug/L
alpha-Chlordane	ND	0.050	ug/L
gamma-Chlordane	ND	0.050	ug/L
Toxaphene	ND	2.0	ug/L

SURROGATE	PERCENT RECOVERY	RECOVERY LIMITS
Tetrachloro-m-xylene	71	(50 - 150)
Decachlorobiphenyl	72	(50 - 150)

NOTE(S):

J Estimated result. Result is less than RL.

10A

EPA SAMPLE NO.

PESTICIDE IDENTIFICATION SUMMARY
FOR SINGLE COMPONENT ANALYTES

SCFWW-00
2-0005-WW

Lab Name: NORTH CANTON Contract:

Lab Code: TALCAN Case No.: SAS No.: SDG No.: A9C310174

Lab Sample ID: K9C7F1AD Date(s) Analyzed: 04/08/09 04/08/09

Instrument ID (1): A2HP9 Instrument ID (2): A2HP9

GC Column(1): CLP PESTICIDES I ID: 0.53(mm) GC Column(2): CLP PESTICIDES II ID: 0.53(mm)

ANALYTE	COL	RT	RT WINDOW FROM	RT WINDOW TO	CONCENTRATION	%D
alpha-BHC	1	4.52	4.46	4.52	0.03576	
	2	5.62	5.61	5.67	0.005518	548.1
gamma-BHC (Lindane)	1	4.94	4.89	4.95	0.006919	
	2	6.37	6.35	6.41	0.0003433	999.9
beta-BHC	1	5.05	5.03	5.09	0.01010	
	2	6.62	6.58	6.64	0.01098	8.7
Dieldrin	1	8.98	8.96	9.02	0.0002250	
	2	10.78	10.74	10.80	0.0004850	115.6
gamma-Chlordane	1	7.91	7.88	7.94	0.002123	
	2	9.92	9.90	9.96	0.001095	93.9
Endrin aldehyde	1	10.61	10.56	10.62	0.0008038	
	2	12.18	12.12	12.18	0.001630	102.8
Endrin ketone	1	11.67	11.65	11.71	0.0009801	
	2	13.30	13.28	13.34	0.005304	441.2
Endosulfan II	1	9.87	9.81	9.87	0.005322	
	2	11.64	11.59	11.65	0.0007564	603.6

PESTICIDE IDENTIFICATION SUMMARY
FOR SINGLE COMPONENT ANALYTES

EPA SAMPLE NO.
SCFWW-00
2-0005-WW

Lab Name: NORTH CANTON Contract:

Lab Code: TALCAN Case No.: SAS No.: SDG No.: A9C310174

Lab Sample ID: K9C7F1AD Date(s) Analyzed: 04/08/09 04/08/09

Instrument ID (1): A2HP9 Instrument ID (2): A2HP9

GC Column(1): CLP PESTICIDES I ID: 0.53(mm) GC Column(2): CLP PESTICIDES II ID: 0.53(mm)

ANALYTE	COL	RT	RT WINDOW FROM	RT WINDOW TO	CONCENTRATION	%D
4,4'-DDD	1	9.73	9.70	9.76	0.001081	
	2	11.55	11.51	11.57	0.008426	679.5
4,4'-DDT	1	10.23	10.19	10.25	0.0001529	
	2	11.99	11.99	12.05	0.003063	999.9
Kepone	1	9.45	9.45	9.51	0.6757	
	2	11.44	11.40	11.46	0.5059	33.6
Hexachlorobenzene	1	4.27	4.24	4.30	0.001285	
	2	5.34	5.32	5.38	0.001911	48.7
Mirex	1					
	2					
_____	1					
	2					
_____	1					
	2					
_____	1					
	2					

TestAmerica North Canton

PESTICIDES 8081/608

Data file : \\cansvr11\dd\chem\GCS\a2hp9.i\90406-1.b\090F4201.D
Lab Smp Id: K9C7F1AD Client Smp ID: SCFww-002-0005-WW
Inj Date : 08-APR-2009 01:34
Operator : 093905 Inst ID: a2hp9.i
Smp Info : K9C7F1AD
Misc Info :
Comment   :
Method   : \\cansvr11\dd\chem\GCS\a2hp9.i\90406-1.b\PEST9.m
Meth Date : 08-Apr-2009 10:00 vandorenc Quant Type: ESTD
Cal Date : 06-APR-2009 20:44 Cal File: 013F1301.D
Als bottle: 90
Dil Factor: 1.00000
Integrator: Falcon Compound Sublist: 19-pestap9.sub
Target Version: 4.14 Sample Matrix: WATER

Concentration Formula: Amt * DF * Vt/Vo/Vi * CpndVariable

Name	Value	Description
DF	1.000	Dilution Factor
Vt	5000.000	Volume of final extract (uL)
Vo	900.000	Volume of sample extracted (mL)
Vi	1.000	Volume injected
Cpnd Variable		Local Compound Variable

RT	EXP RT	DLT RT	RESPONSE	CONCENTRATIONS ON-COL (ng)	FINAL (ug/L)	TARGET RANGE	RATIO
$ 1 Tetrachloro-m-xylene						CAS #: 877-09-8	
3.793	3.793	0.000	11948953	0.02848	0.1582		
2 Hexachlorobenzene						CAS #: 118-74-1	
4.269	4.271	-0.002	104877	2e-004	0.001285		
Average of Peak Concentrations = 0.001285							
3 Diallate						CAS #: 2303-16-4	
4.363	4.357	0.006	57046	0.00816	0.04535	0.00- 20.00	100.00
4.518	4.530	-0.012	1410369	1.20839	6.713	0.00- 20.00	2472.34
Average of Peak Concentrations = 3.379							
4 alpha-BHC						CAS #: 319-84-6	
4.518	4.494	0.024	3563896	0.00644	0.03576		
5 gamma-BHC (Lindane)						CAS #: 58-89-9	
4.938	4.915	0.023	630421	0.00125	0.006919		
6 beta-BHC						CAS #: 319-85-7	

```
5.051    5.061   -0.010          377062 0.00182  0.01010
--------------------------------------------------------------------------------
```

RT	EXP RT	DLT RT	RESPONSE	CONCENTRATIONS ON-COL (ng)	CONCENTRATIONS FINAL (ug/L)	TARGET RANGE	RATIO
7 delta-BHC					CAS #: 319-86-8		
5.291	5.308	-0.017	454787	9e-004	0.004952		(M)
8 Heptachlor					CAS #: 76-44-8		
5.649	5.635	0.014	527504	0.00112	0.006224		
9 Tech Chlordane					CAS #: 57-74-9		
5.530	5.502	0.028	74174	0.00779	0.04328	0.00- 20.00	100.00
0.000	6.499	-6.499	0	0.0000	0.0000	0.00- 20.00	0.00
7.906	7.906	0.000	60020	0.00376	0.02088	0.00- 20.00	80.92
8.244	8.217	0.027	118204	0.00459	0.02549	0.00- 20.00	159.36
Average of Peak Concentrations =					0.02988		
10 Aldrin					CAS #: 309-00-2		
6.160	6.163	-0.003	141915	3e-004	0.001509		
11 Isodrin					CAS #: 465-73-6		

Peaks not detected for Quant. or Qual. signal(s).

12 Heptachlor epoxide	CAS #: 1024-57-3

Peaks not detected for Quant. or Qual. signal(s).

13 gamma-Chlordane					CAS #: 5103-74-2		
7.906	7.906	0.000	175248	4e-004	0.002123		
14 alpha-Chlordane					CAS #: 5103-71-9		
8.244	8.221	0.023	481443	0.00103	0.005736		
15 Endosulfan I					CAS #: 959-98-8		

Peaks not detected for Quant. or Qual. signal(s).

16 4,4'-DDE	CAS #: 72-55-9

Peaks not detected for Quant. or Qual. signal(s).

17 Dieldrin					CAS #: 60-57-1		
8.982	8.991	-0.009	18778	4e-005	0.0002250		
18 Endrin					CAS #: 72-20-8		

Peaks not detected for Quant. or Qual. signal(s).

19 Kepone	CAS #: 143-50-0

```
9.453    9.475   -0.022           21140 0.12162   0.6757
--------------------------------------------------------------------------------
   20 4,4'-DDD                                     CAS #: 72-54-8
9.732    9.732    0.000           59960  2e-004  0.001081
--------------------------------------------------------------------------------
```

RT	EXP RT	DLT RT	RESPONSE	CONCENTRATIONS ON-COL (ng)	FINAL (ug/L)	TARGET RANGE	RATIO
21 Chlorobenzilate					CAS #: 510-15-6		
Peaks not detected for Quant. or Qual. signal(s).							
22 Endosulfan II					CAS #: 33213-65-9		
9.868	9.837	0.031	397511	1e-003	0.005322		
24 Toxaphene					CAS #: 8001-35-2		
9.968	9.959	0.009	55401	0.01014	0.05632	80.00- 120.00	100.00
0.000	10.389	-10.389	0	0.0000	0.0000	114.04- 154.04	0.00
11.083	11.099	-0.016	23737	0.00341	0.01895	115.64- 155.64	42.85
11.226	11.244	-0.018	46797	0.00755	0.04195	52.78- 92.78	84.47
11.673	11.651	0.022	29526	0.00790	0.04391	69.36- 109.36	53.30
Average of Peak Concentrations =					0.04028		
23 4,4'-DDT					CAS #: 50-29-3		
10.231	10.221	0.010	9568	3e-005	0.0001529		
25 Endrin aldehyde					CAS #: 7421-93-4		
10.613	10.590	0.023	46364	1e-004	0.0008038		
26 Mirex					CAS #: 2385-85-5		
11.083	11.073	0.010	45774				
27 Methoxychlor					CAS #: 72-43-5		
Peaks not detected for Quant. or Qual. signal(s).							
28 Endosulfan sulfate					CAS #: 1031-07-8		
Peaks not detected for Quant. or Qual. signal(s).							
29 Endrin ketone					CAS #: 53494-70-5		
11.673	11.682	-0.009	70213	2e-004	0.0009801		
$ 30 Decachlorobiphenyl					CAS #: 2051-24-3		
13.237	13.238	-0.001	9709710	0.02895	0.1608		(M)

QC Flag Legend

M - Compound response manually integrated.

Data File: \\cansvr11\dd\chem\GCS\a2hp9.i\90406-1.b\090F4201.D

Page 1

Date : 08-APR-2009 01:34

Client ID: SCFww-002-0005-WW

Instrument: a2hp9.i

Sample Info: K9C7F1AD

Volume Injected (uL): 1.0

Operator: 093905

Column phase: clp pesticides I

Column diameter: 0.53

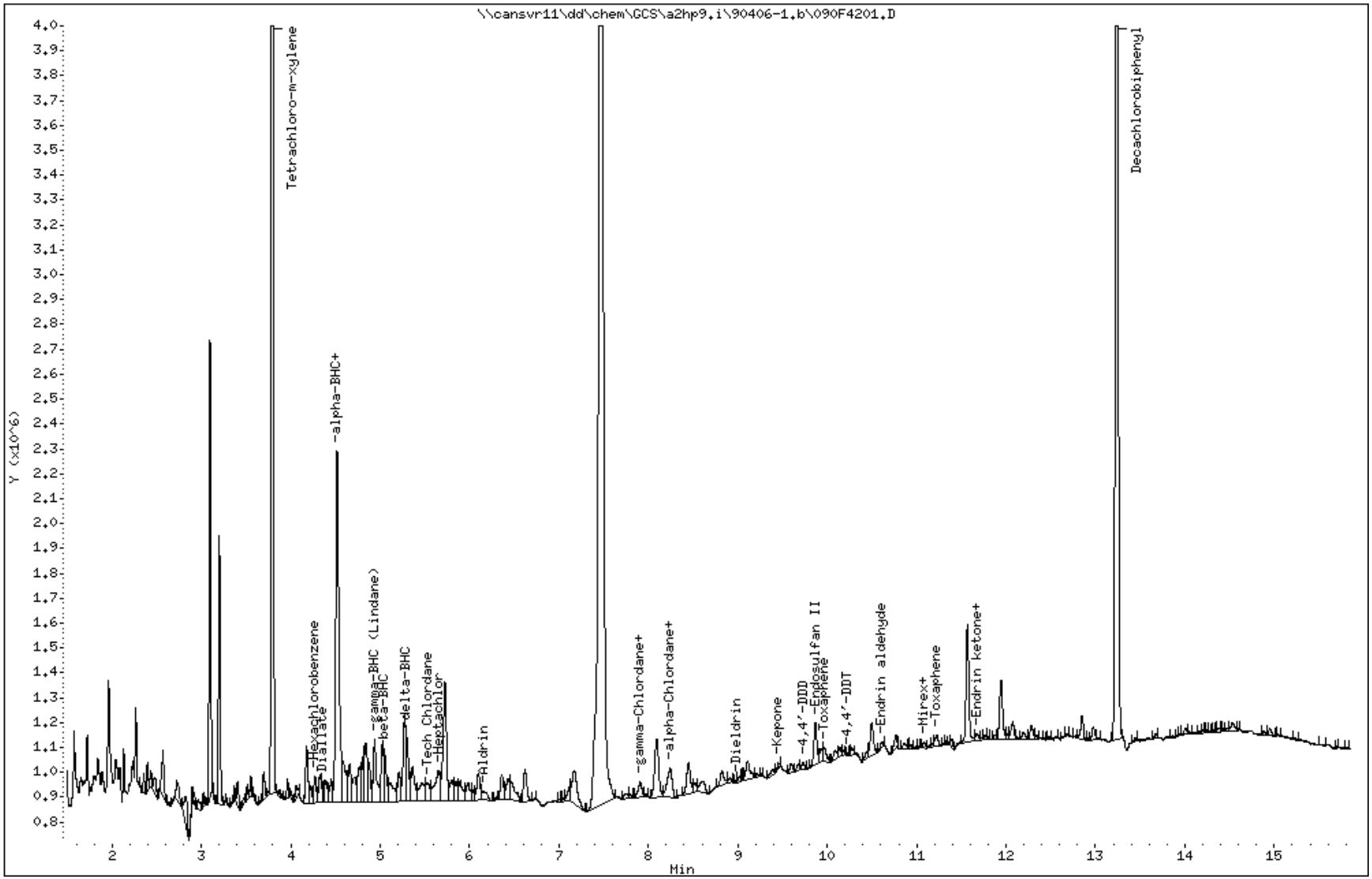

COMPOUNDS and EXP. RT REPORT

Operator: 093905 Date Acquired: 08-APR-2009 01:34
Data File: //cansvr11/dd/chem/GCS/a2hp9.i/90406-1.b/090F4201.D
Lab Sample ID: K9C7F1AD
Misc. Info:
Instrument: a2hp9.i
Method: \\cansvr11\dd\chem\GCS\a2hp9.i\90406-1.b\PEST9.m
Dilution Factor: 1

	Compound	RT	Area	Amount	Conc
1)	Tetrachloro-m-xylene	3.793	11948953	0.028	0.158 ug/L
2)	Hexachlorobenzene	4.270	207504	0.000	0.001 ug/L
3)	Diallate	4.363	41431	0.008	0.045 ug/L
4)	alpha-BHC	4.518	3563896	0.006	0.036 ug/L
5)	gamma-BHC (Lindane)	4.938	630421	0.001	0.007 ug/L
6)	beta-BHC	5.051	377062	0.002	0.010 ug/L
7)	delta-BHC	5.291	454787	0.001	0.005 ug/L
9)	Tech Chlordane	5.531	252734	0.008	0.043 ug/L
8)	Heptachlor	5.650	527504	0.001	0.006 ug/L
10)	Aldrin	6.161	141915	0.000	0.002 ug/L
11)	Isodrin	NOT DETECTED	Expected RT = 6.853		
12)	Heptachlor epoxide	NOT DETECTED	Expected RT = 7.601		
13)	gamma-Chlordane	7.906	175248	0.000	0.002 ug/L
14)	alpha-Chlordane	8.245	481443	0.001	0.006 ug/L
15)	Endosulfan I	NOT DETECTED	Expected RT = 8.478		
16)	4,4'-DDE	NOT DETECTED	Expected RT = 8.552		
17)	Dieldrin	8.982	18778	0.000	0.000 ug/L
18)	Endrin	NOT DETECTED	Expected RT = 9.417		
19)	Kepone	9.454	37067	0.122	0.676 ug/L
20)	4,4'-DDD	9.732	59960	0.000	0.001 ug/L
21)	Chlorobenzilate	NOT DETECTED	Expected RT = 9.818		
22)	Endosulfan II	9.868	397511	0.001	0.005 ug/L
24)	Toxaphene	9.969	145739	0.010	0.056 ug/L
23)	4,4'-DDT	10.231	9568	0.000	0.000 ug/L
25)	Endrin aldehyde	10.613	46364	0.000	0.001 ug/L
26)	Mirex	11.083	45774	0.000	0.000 ug/L
27)	Methoxychlor	NOT DETECTED	Expected RT = 11.119		
28)	Endosulfan sulfate	NOT DETECTED	Expected RT = 11.289		
29)	Endrin ketone	11.674	70213	0.000	0.001 ug/L
30)	Decachlorobiphenyl	13.237	9709710	0.029	0.161 ug/L

Data File Name: 090F4201.D
Inj. Date and Time: 08-APR-2009 01:34
Instrument ID: a2hp9.i
Client ID: SCFww-002-0005-WW
Compound Name: delta-BHC
CAS #: 319-86-8
Report Date: 04/09/2009

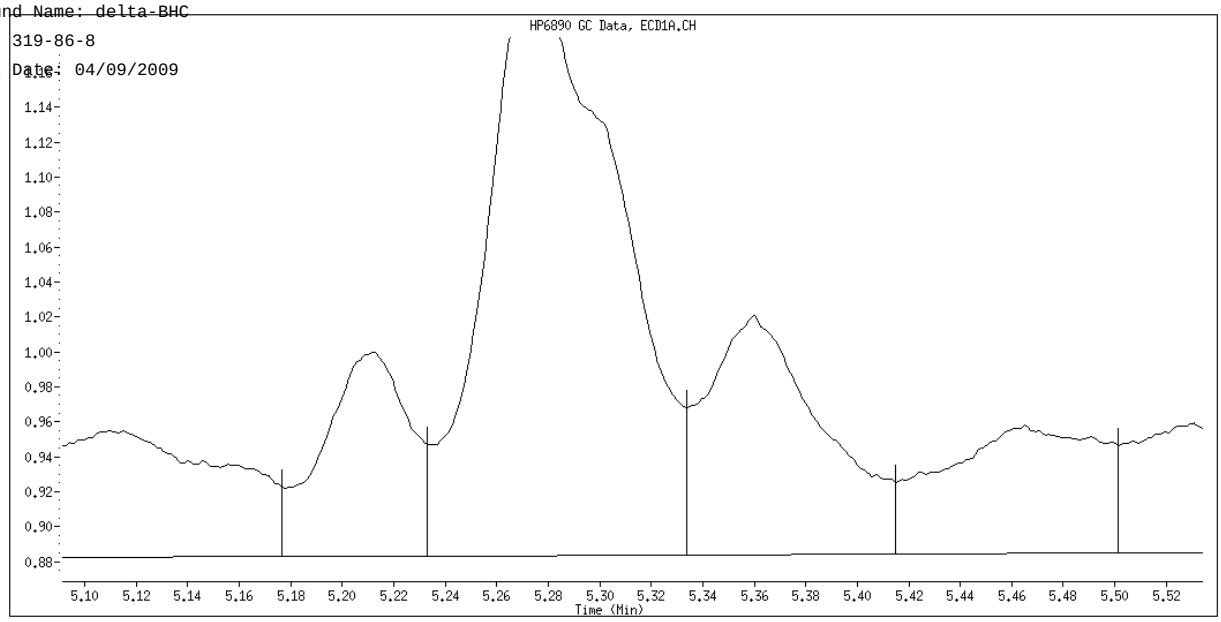

Original Integration

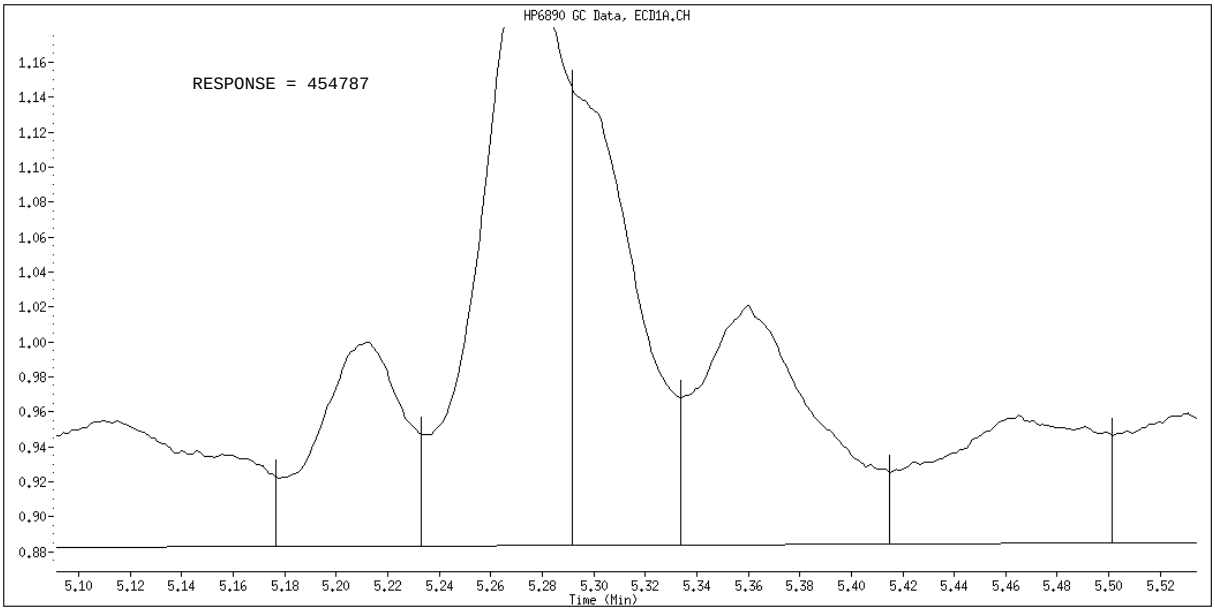

Manual Integration

Manually Integrated By: vandorenc
Manual Integration Reason: Manually Assigned

Data File Name: 090F4201.D
Inj. Date and Time: 08-APR-2009 01:34
Instrument ID: a2hp9.i
Client ID: SCFww-002-0005-WW
Compound Name: Decachlorobiphenyl
CAS #: 2051-24-3
Report Date: 04/09/2009

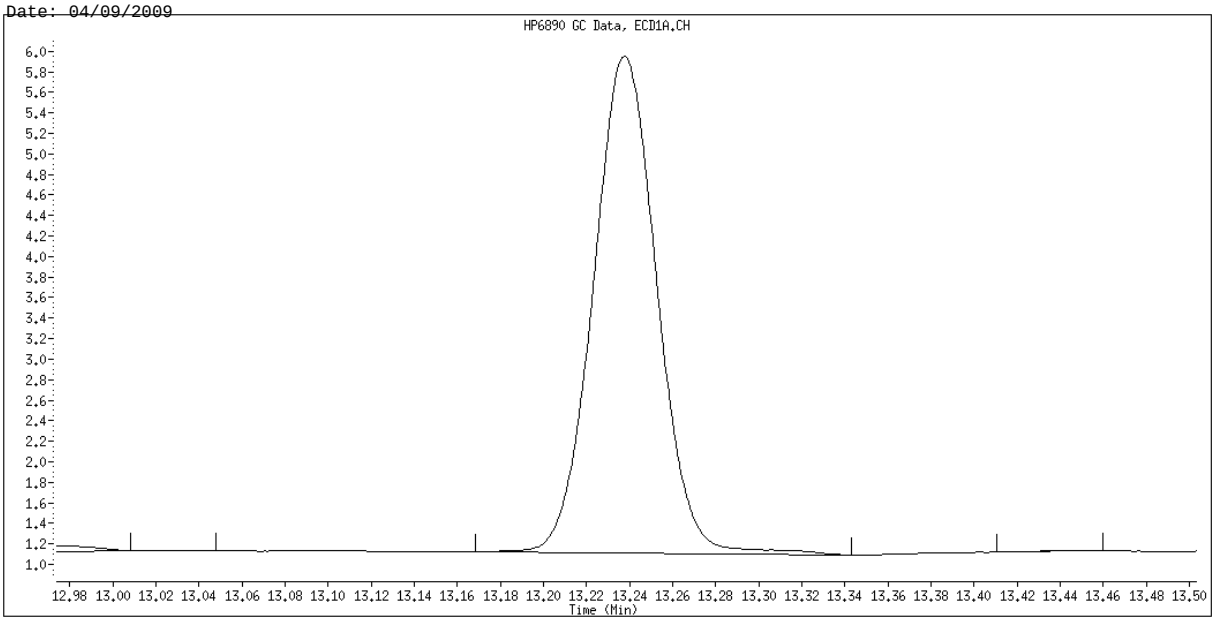

Original Integration

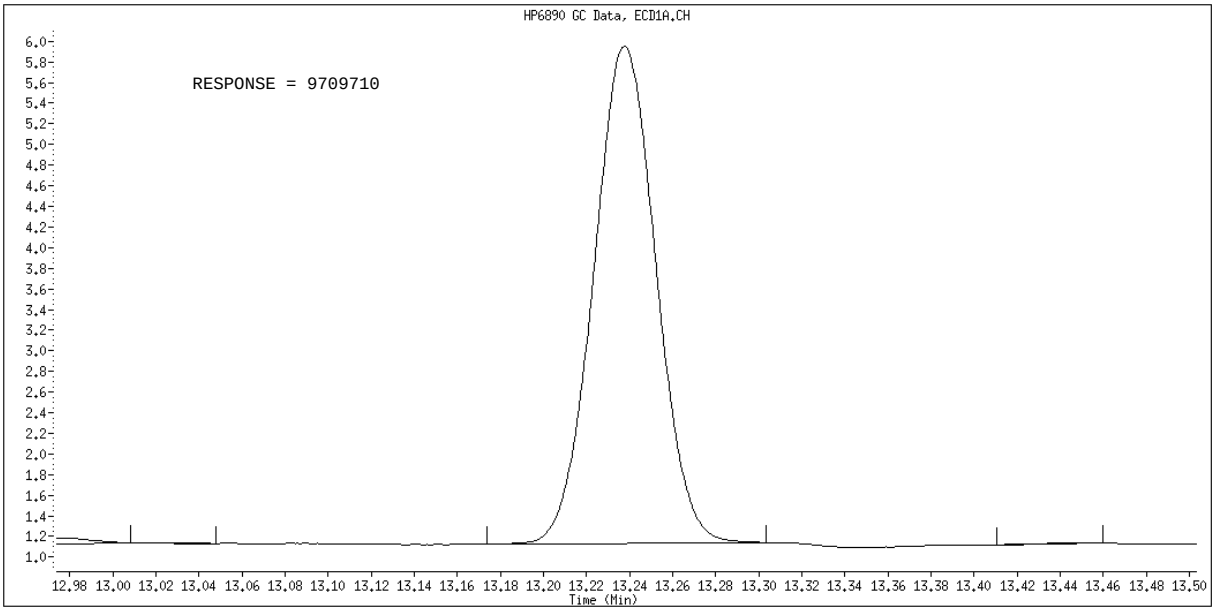

Manual Integration

Manually Integrated By: vandorenc
Manual Integration Reason: Baseline Event

TestAmerica North Canton

PESTICIDES 8081/608

Data file : \\cansvr11\dd\chem\GCS\a2hp9.i\90406-1.b\90406-1.b\090F4201.D
Lab Smp Id: K9C7F1AD Client Smp ID: SCFww-002-0005-WW
Inj Date : 08-APR-2009 01:34
Operator : 093905 Inst ID: a2hp9.i
Smp Info : K9C7F1AD
Misc Info :
Comment :
Method : \\cansvr11\dd\chem\GCS\a2hp9.i\90406-1.b\PEST9.m\PEST9r.m
Meth Date : 08-Apr-2009 06:29 vandorenc Quant Type: ESTD
Cal Date : 06-APR-2009 20:44 Cal File: 013F1301.D
Als bottle: 90
Dil Factor: 1.00000
Integrator: Falcon Compound Sublist: 19-pestap9.sub
Target Version: 4.14 Sample Matrix: WATER
Processing Host: CANPGCSV23

Concentration Formula: Amt * DF * Vt/Vo/Vi * CpndVariable

Name	Value	Description
DF	1.000	Dilution Factor
Vt	5000.000	Volume of final extract (uL)
Vo	900.000	Volume of sample extracted (mL)
Vi	1.000	Volume injected
Cpnd Variable		Local Compound Variable

RT	EXP RT	DLT RT	RESPONSE	CONCENTRATIONS ON-COL (ng)	FINAL (ug/L)	TARGET RANGE	RATIO
$ 1 Tetrachloro-m-xylene						CAS #: 877-09-8	
4.604	4.605	-0.001	17626470	0.02859	0.1589		
2 Diallate						CAS #: 2303-16-4	
5.281	5.275	0.006	110934	0.00759	0.04215	0.00- 20.00	100.00
5.466	5.468	-0.002	250390	0.10039	0.5577	0.00- 20.00	225.71
Average of Peak Concentrations =					0.2999		
3 Hexachlorobenzene						CAS #: 118-74-1	
5.343	5.353	-0.010	307426	3e-004	0.001911		
Average of Peak Concentrations =					0.001911		
4 alpha-BHC						CAS #: 319-84-6	
5.615	5.637	-0.022	825496	1e-003	0.005518		
5 gamma-BHC (Lindane)						CAS #: 58-89-9	
6.366	6.382	-0.016	44947	6e-005	0.0003433		

6 beta-BHC CAS #: 319-85-7

6.615	6.611	0.004	223264	0.00198	0.01098

RT	EXP RT	DLT RT	RESPONSE	CONCENTRATIONS ON-COL (ng)	FINAL (ug/L)	TARGET RANGE	RATIO

9 Tech Chlordane CAS #: 57-74-9

Peaks not detected for Quant. or Qual. signal(s).

---

7 delta-BHC CAS #: 319-86-8

Peaks not detected for Quant. or Qual. signal(s).

---

8 Heptachlor CAS #: 76-44-8

Peaks not detected for Quant. or Qual. signal(s).

---

10 Aldrin CAS #: 309-00-2

Peaks not detected for Quant. or Qual. signal(s).

---

11 Isodrin CAS #: 465-73-6

9.158	9.158	0.000	81372	1e-004	0.0007605		

---

12 Heptachlor epoxide CAS #: 1024-57-3

9.558	9.567	-0.009	123765	2.e-004	0.001138		

---

13 gamma-Chlordane CAS #: 5103-74-2

9.918	9.932	-0.014	120892	2.e-004	0.001095		

---

14 alpha-Chlordane CAS #: 5103-71-9

Peaks not detected for Quant. or Qual. signal(s).

---

15 Endosulfan I CAS #: 959-98-8

10.271	10.281	-0.010	18191	8e-005	0.0004487		

---

16 4,4'-DDE CAS #: 72-55-9

10.618	10.594	0.024	86839	2e-004	0.0008396		

---

17 Dieldrin CAS #: 60-57-1

10.777	10.769	0.008	22678	9e-005	0.0004850		

---

19 Chlorobenzilate CAS #: 510-15-6

11.352	11.365	-0.013	45564	0.00496	0.02753		

---

20 Kepone CAS #: 143-50-0

11.436	11.425	0.011	73596	0.09107	0.5059		

---

18 Endrin CAS #: 72-20-8

11.238	11.264	-0.026	11259	5.e-005	0.0002768		

```
--------------------------------------------------------------------------------
   21 4,4'-DDD                                    CAS #: 72-54-8
11.553  11.543    0.010          576777 0.00152  0.008426
--------------------------------------------------------------------------------
   22 Endosulfan II                               CAS #: 33213-65-9
11.643  11.615    0.028           29108  1e-004  0.0007564
--------------------------------------------------------------------------------
```

RT	EXP RT	DLT RT	RESPONSE	CONCENTRATIONS ON-COL (ng)	CONCENTRATIONS FINAL (ug/L)	TARGET RANGE	RATIO
23 Toxaphene					CAS #: 8001-35-2		
0.000	11.754	-11.754	0	0.0000	0.0000	80.00- 120.00	0.00
11.860	11.868	-0.008	151733	0.03504	0.1946	114.04- 154.04	0.00
12.180	12.159	0.021	47601	0.00499	0.02772	115.64- 155.64	0.00
12.918	12.897	0.021	43695	0.00585	0.03247	52.78- 92.78	0.00
0.000	13.264	-13.264	0	0.0000	0.0000	69.36- 109.36	0.00
Average of Peak Concentrations =				0.08494			
24 4,4'-DDT					CAS #: 50-29-3		
11.993	12.017	-0.024	213896	6e-004	0.003063		
25 Endrin aldehyde					CAS #: 7421-93-4		
12.180	12.151	0.029	47601	3e-004	0.001630		
26 Endosulfan sulfate					CAS #: 1031-07-8		

Peaks not detected for Quant. or Qual. signal(s).

28 Mirex					CAS #: 2385-85-5		
12.918	12.924	-0.006	43695				
27 Methoxychlor					CAS #: 72-43-5		
13.046	13.049	-0.003	229454	0.00271	0.01507		
29 Endrin ketone					CAS #: 53494-70-5		
13.295	13.307	-0.012	204473	1e-003	0.005304		
$ 30 Decachlorobiphenyl					CAS #: 2051-24-3		
15.065	15.065	0.000	4067958	0.02878	0.1599		

Data File: \\cansvr11\dd\chem\GCS\a2hp9.i\90406-1.b\90406-1.b\090F4201.D

Page 1

Date : 08-APR-2009 01:34

Client ID: SCFww-002-0005-WW

Instrument: a2hp9.i

Sample Info: K9C7F1AD

Volume Injected (uL): 1.0

Operator: 093905

Column phase: clp pesticides II

Column diameter: 0.53

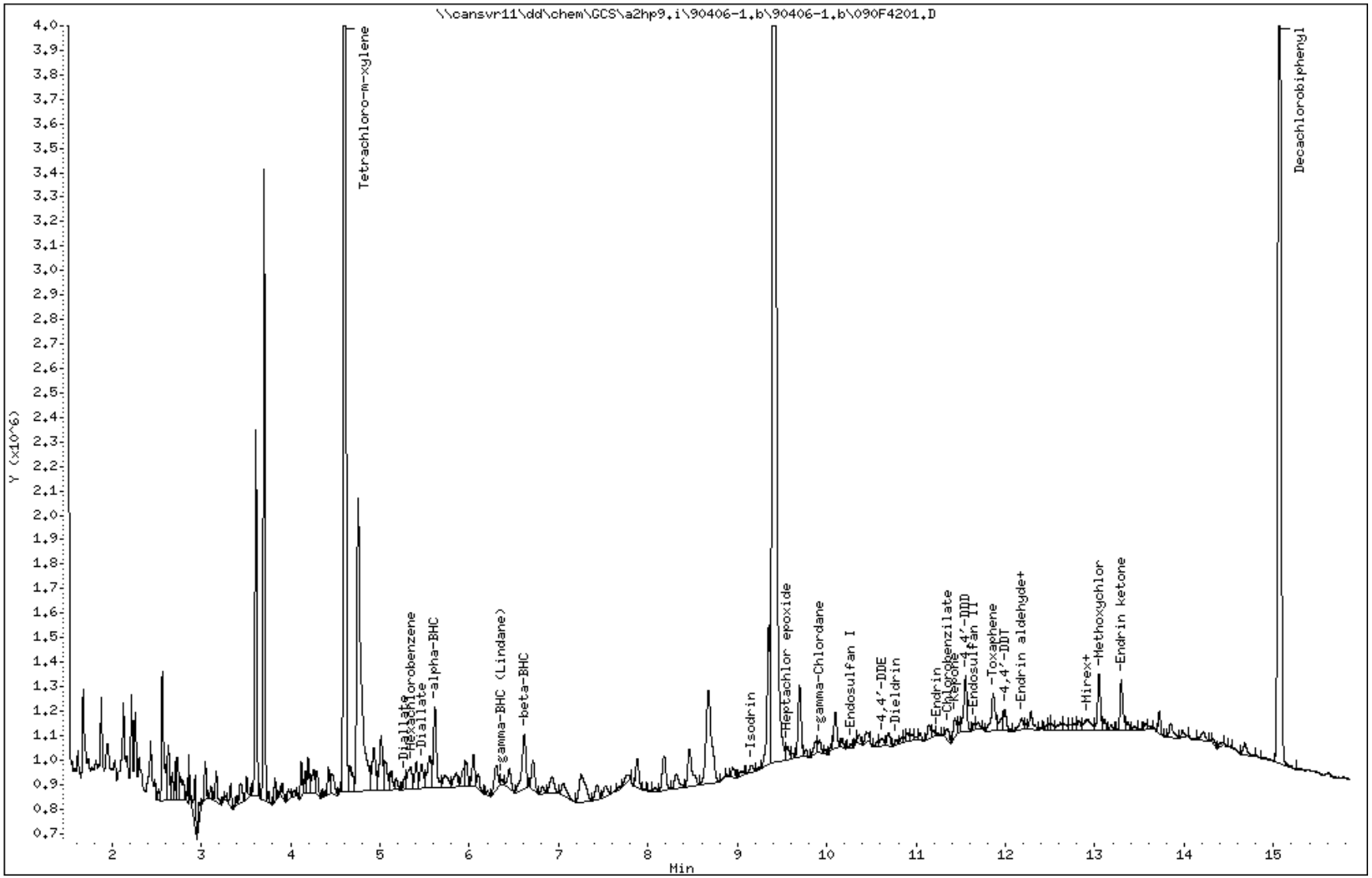

COMPOUNDS and EXP. RT REPORT

Operator: 093905 Date Acquired: 08-APR-2009 01:34
Data File: //cansvr11/dd/chem/GCS/a2hp9.i/90406-1.b/90406-1.b/090F4201.D
Lab Sample ID: K9C7F1AD
Misc. Info:
Instrument: a2hp9.i
Method: \\cansvr11\dd\chem\GCS\a2hp9.i\90406-1.b\PEST9.m\PEST9r.m
Dilution Factor: 1

Compound	RT	Area	Amount	Conc
23) Toxaphene	0.000	0	0.000	0.000 ug/L
1) Tetrachloro-m-xylene	4.605	17626470	0.029	0.159 ug/L
2) Diallate	5.281	110934	0.008	0.042 ug/L
3) Hexachlorobenzene	5.344	307426	0.000	0.002 ug/L
4) alpha-BHC	5.616	825496	0.001	0.006 ug/L
5) gamma-BHC (Lindane)	6.366	44947	0.000	0.000 ug/L
6) beta-BHC	6.616	714812	0.002	0.011 ug/L
9) Tech Chlordane	NOT DETECTED	Expected RT = 7.087		
7) delta-BHC	NOT DETECTED	Expected RT = 7.369		
8) Heptachlor	NOT DETECTED	Expected RT = 7.488		
10) Aldrin	NOT DETECTED	Expected RT = 8.287		
11) Isodrin	9.159	81372	0.000	0.001 ug/L
12) Heptachlor epoxide	9.559	123765	0.000	0.001 ug/L
13) gamma-Chlordane	9.918	120892	0.000	0.001 ug/L
14) alpha-Chlordane	NOT DETECTED	Expected RT = 10.212		
15) Endosulfan I	10.271	32930	0.000	0.000 ug/L
16) 4,4'-DDE	10.619	86839	0.000	0.001 ug/L
17) Dieldrin	10.777	44126	0.000	0.000 ug/L
18) Endrin	11.238	23925	0.000	0.000 ug/L
19) Chlorobenzilate	11.352	125901	0.005	0.028 ug/L
20) Kepone	11.436	191887	0.091	0.506 ug/L
21) 4,4'-DDD	11.553	576777	0.002	0.008 ug/L
22) Endosulfan II	11.644	56351	0.000	0.001 ug/L
24) 4,4'-DDT	11.993	213896	0.001	0.003 ug/L
25) Endrin aldehyde	12.181	154460	0.000	0.002 ug/L
26) Endosulfan sulfate	NOT DETECTED	Expected RT = 12.562		
28) Mirex	12.919	231876	0.000	0.000 ug/L
27) Methoxychlor	13.046	517195	0.003	0.015 ug/L
29) Endrin ketone	13.296	468563	0.001	0.005 ug/L
30) Decachlorobiphenyl	15.066	9253079	0.029	0.160 ug/L

Science Applications International Corp

Client Sample ID: SCFww-002-0005-WW

TCLP GC Semivolatiles

Lot-Sample #...: A9C310174-003 **Work Order #...:** K9C7F1CP **Matrix.....:** WG
Date Sampled...: 03/27/09 13:00 **Date Received..:** 03/28/09
Leach Date.....: 04/01/09 **Prep Date.....:** 04/02/09 **Analysis Date..:** 04/07/09
Leach Batch #..: P909110 **Prep Batch #...:** 9092033
Dilution Factor: 1 **Initial Wgt/Vol:** 250 mL **Final Wgt/Vol..:** 3 mL
Method.....: SW846 8081A

PARAMETER	RESULT	REPORTING LIMIT	UNITS
Chlordane (technical)	ND	0.0050	mg/L
Endrin	ND	0.00050	mg/L
Heptachlor	ND	0.00050	mg/L
Heptachlor epoxide	ND	0.00050	mg/L
Lindane	ND	0.00050	mg/L
Methoxychlor	ND	0.0010	mg/L
Toxaphene	ND	0.020	mg/L

SURROGATE	PERCENT RECOVERY	RECOVERY LIMITS
Decachlorobiphenyl	92	(31 - 115)
Tetrachloro-m-xylene	73	(47 - 110)

NOTE(S):

Analysis performed in accordance with USEPA Toxicity Characteristic Leaching Procedure Method 1311

TestAmerica North Canton

PESTICIDES 8081/608

Data file : \\cansvr11\dd\chem\GCS\a2hp9.i\90406-1.b\083F3501.D
Lab Smp Id: K9C7F1CP Client Smp ID: SCFww-002-0005-WW
Inj Date : 07-APR-2009 22:57
Operator : 093905 Inst ID: a2hp9.i
Smp Info : K9C7F1CP
Misc Info : 14-TCLP.SUB
Comment   :
Method   : \\cansvr11\dd\chem\GCS\a2hp9.i\90406-1.b\PEST9.m
Meth Date : 08-Apr-2009 10:00 vandorenc Quant Type: ESTD
Cal Date : 06-APR-2009 20:44 Cal File: 013F1301.D
Als bottle: 83
Dil Factor: 1.00000
Integrator: Falcon Compound Sublist: 14-TCLP.SUB
Target Version: 4.14 Sample Matrix: WATER
Processing Host: CANPGCSV23

Concentration Formula: Amt * DF * Vt*Vi/Vo * CpndVariable

Name	Value	Description
DF	1.000	Dilution Factor
Vt	3.000	Volume of final extract (mL)
Vo	250.000	Volume of sample extracted (mL)
Vi	1.000	Volume injected (uL)
Cpnd Variable		Local Compound Variable

RT	EXP RT	DLT RT	RESPONSE	CONCENTRATIONS ON-COL (ng)	CONCENTRATIONS FINAL (mg/L)	TARGET RANGE	RATIO
$ 1 Tetrachloro-m-xylene						CAS #: 877-09-8	
3.795	3.793	0.002	19919508	0.04747	0.1424		
5 gamma-BHC (Lindane)						CAS #: 58-89-9	
4.940	4.915	0.025	194341	4e-004	0.000004607		
8 Heptachlor						CAS #: 76-44-8	
5.652	5.635	0.017	519195	0.00110	0.00001323		
9 Tech Chlordane						CAS #: 57-74-9	

Operator disabled compound identification.

12 Heptachlor epoxide						CAS #: 1024-57-3	

Peaks not detected for Quant. or Qual. signal(s).

RT	EXP RT	DLT RT	RESPONSE	CONCENTRATIONS ON-COL (ng)	FINAL (mg/L)	TARGET RANGE	RATIO
18 Endrin					CAS #: 72-20-8		
Peaks not detected for Quant. or Qual. signal(s).							
24 Toxaphene					CAS #: 8001-35-2		
9.975	9.959	0.016	35087	0.00642	0.00007704	80.00- 120.00	100.00
0.000	10.389	-10.389	0	0.0000	0.0000	114.04- 154.04	0.00
11.072	11.099	-0.027	52358	0.00752	0.00009028	115.64- 155.64	149.22
11.226	11.244	-0.018	66356	0.01071	0.0001285	52.78- 92.78	189.12
11.637	11.651	-0.014	26409	0.00707	0.00008482	69.36- 109.36	75.27
Average of Peak Concentrations = 0.00009516							
23 4,4'-DDT					CAS #: 50-29-3		
Peaks not detected for Quant. or Qual. signal(s).							
27 Methoxychlor					CAS #: 72-43-5		
11.135	11.119	0.016	31374	2e-004	0.000002301		
$ 30 Decachlorobiphenyl					CAS #: 2051-24-3		
13.237	13.238	-0.001	20864160	0.06221	0.1866		

Data File: \\cansvr11\dd\chem\GCS\a2hp9.i\90406-1.b\083F3501.D

Date : 07-APR-2009 22:57

Client ID: SCFww-002-0005-WW

Instrument: a2hp9.i

Sample Info: K9C7F1CP

Volume Injected (uL): 1.0

Operator: 093905

Column phase: clp pesticides I

Column diameter: 0.53

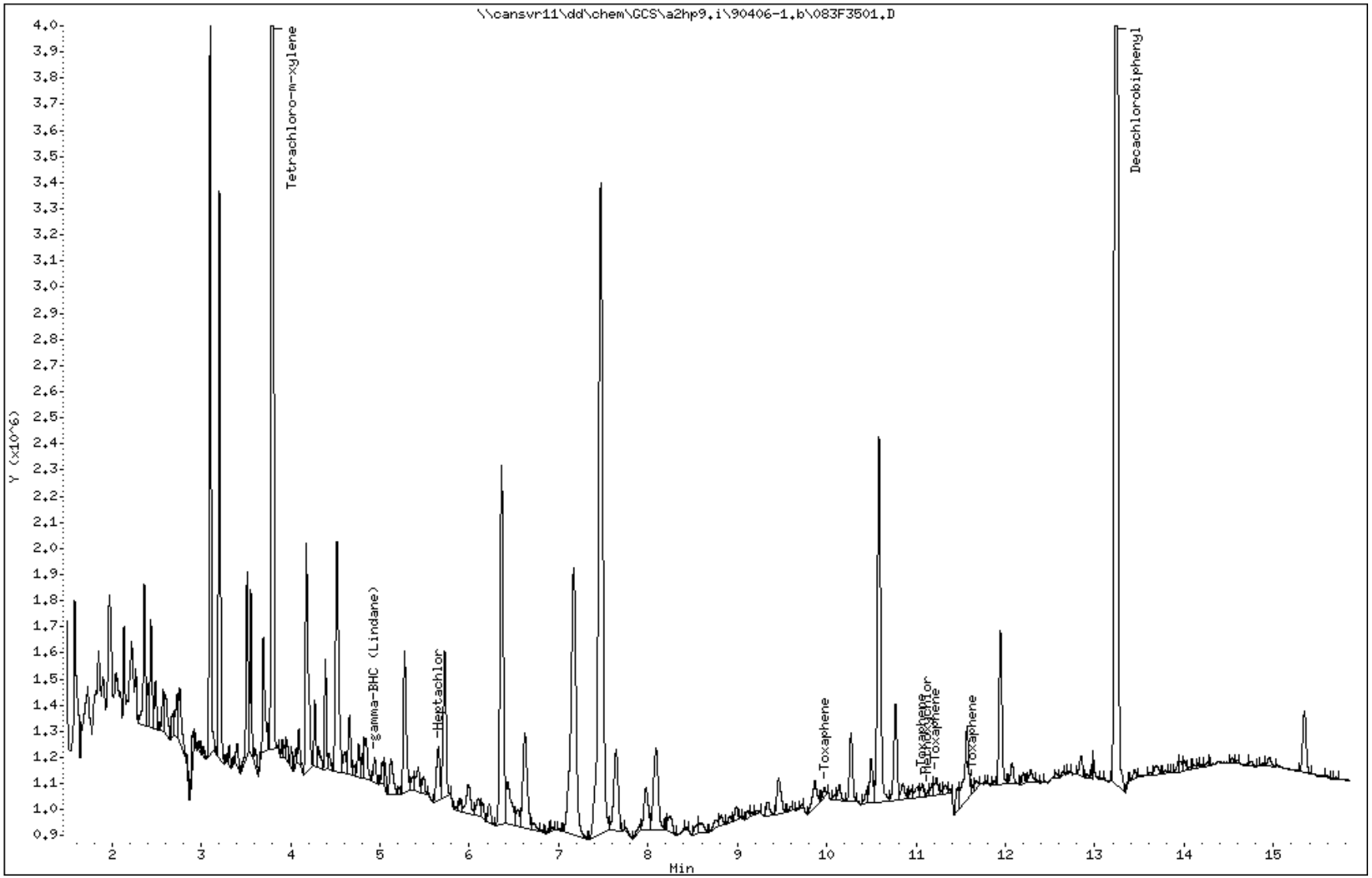

COMPOUNDS and EXP. RT REPORT

Operator: 093905 Date Acquired: 07-APR-2009 22:57
Data File: //cansvr11/dd/chem/GCS/a2hp9.i/90406-1.b/083F3501.D
Lab Sample ID: K9C7F1CP
Misc. Info: 14-TCLP.SUB
Instrument: a2hp9.i
Method: \\cansvr11\dd\chem\GCS\a2hp9.i\90406-1.b\PEST9.m
Dilution Factor: 1

Compound	RT	Area	Amount	Conc
1) Tetrachloro-m-xylene	3.795	19919508	0.047	0.142 mg/L
5) gamma-BHC (Lindane)	4.940	194341	0.000	0.000 mg/L
9) Tech Chlordane	NOT DETECTED	Expected RT = 5.502		
8) Heptachlor	5.653	519195	0.001	0.000 mg/L
12) Heptachlor epoxide	NOT DETECTED	Expected RT = 7.601		
18) Endrin	NOT DETECTED	Expected RT = 9.417		
24) Toxaphene	9.975	90156	0.006	0.000 mg/L
23) 4,4'-DDT	NOT DETECTED	Expected RT = 10.221		
27) Methoxychlor	11.135	31374	0.000	0.000 mg/L
30) Decachlorobiphenyl	13.238	20864160	0.062	0.187 mg/L

TestAmerica North Canton

PESTICIDES 8081/608

Data file : \\cansvr11\dd\chem\GCS\a2hp9.i\90406-1.b\90406-1.b\083F3501.D
Lab Smp Id: K9C7F1CP Client Smp ID: SCFww-002-0005-WW
Inj Date : 07-APR-2009 22:57
Operator : 093905 Inst ID: a2hp9.i
Smp Info : K9C7F1CP
Misc Info : 14-TCLP.SUB
Comment :
Method : \\cansvr11\dd\chem\GCS\a2hp9.i\90406-1.b\PEST9.m\PEST9r.m
Meth Date : 08-Apr-2009 06:29 vandorenc Quant Type: ESTD
Cal Date : 06-APR-2009 20:44 Cal File: 013F1301.D
Als bottle: 83
Dil Factor: 1.00000
Integrator: Falcon Compound Sublist: 14-TCLP.SUB
Target Version: 4.14 Sample Matrix: WATER
Processing Host: CANPGCSV23

Concentration Formula: Amt * DF * Vt*Vi/Vo * CpndVariable

Name	Value	Description
DF	1.000	Dilution Factor
Vt	3.000	Volume of final extract (mL)
Vo	250.000	Volume of sample extracted (mL)
Vi	1.000	Volume injected (uL)
Cpnd Variable		Local Compound Variable

				CONCENTRATIONS ON-COL	FINAL		
RT	EXP RT	DLT RT	RESPONSE	(ng)	(mg/L)	TARGET RANGE	RATIO
$ 1 Tetrachloro-m-xylene						CAS #: 877-09-8	
4.607	4.605	0.002	29913383	0.04853	0.1456		
5 gamma-BHC (Lindane)						CAS #: 58-89-9	
6.362	6.382	-0.020	110353	2e-004	0.000001820		
9 Tech Chlordane						CAS #: 57-74-9	

Peaks not detected for Quant. or Qual. signal(s).

12 Heptachlor epoxide						CAS #: 1024-57-3	
9.560	9.567	-0.007	124540	2e-004	0.000002473		
18 Endrin						CAS #: 72-20-8	

Peaks not detected for Quant. or Qual. signal(s).

```
--------------------------------------------------------------------------------
   23 Toxaphene                                    CAS #: 8001-35-2
0.000   11.754  -11.754              0  0.0000   0.0000  80.00- 120.00     0.00
11.861  11.868   -0.007         168489 0.03890  0.0004668 114.04- 154.04     0.00
```

RT	EXP RT	DLT RT	RESPONSE	CONCENTRATIONS ON-COL (ng)	FINAL (mg/L)	TARGET RANGE	RATIO
23 Toxaphene (continued)							
12.177	12.159	0.018	88844	0.00931	0.0001118	115.64- 155.64	0.00
12.902	12.897	0.005	14942	0.00200	0.00002399	52.78- 92.78	0.00
0.000	13.264	-13.264	0	0.0000	0.0000	69.36- 109.36	0.00

Average of Peak Concentrations = 0.0002009

---

8 Heptachlor CAS #: 76-44-8

Peaks not detected for Quant. or Qual. signal(s).

---

27 Methoxychlor CAS #: 72-43-5

13.047	13.049	-0.002	528404	0.00625	0.00007495		

$ 30 Decachlorobiphenyl CAS #: 2051-24-3

15.065	15.065	0.000	8700754	0.06156	0.1847		

Data File: \\cansvr11\dd\chem\GCS\a2hp9.i\90406-1.b\90406-1.b\083F3501.D

Date : 07-APR-2009 22:57

Client ID: SCFww-002-0005-WW

Instrument: a2hp9.i

Sample Info: K9C7F1CP

Volume Injected (uL): 1.0

Operator: 093905

Column phase: clp pesticides II

Column diameter: 0.53

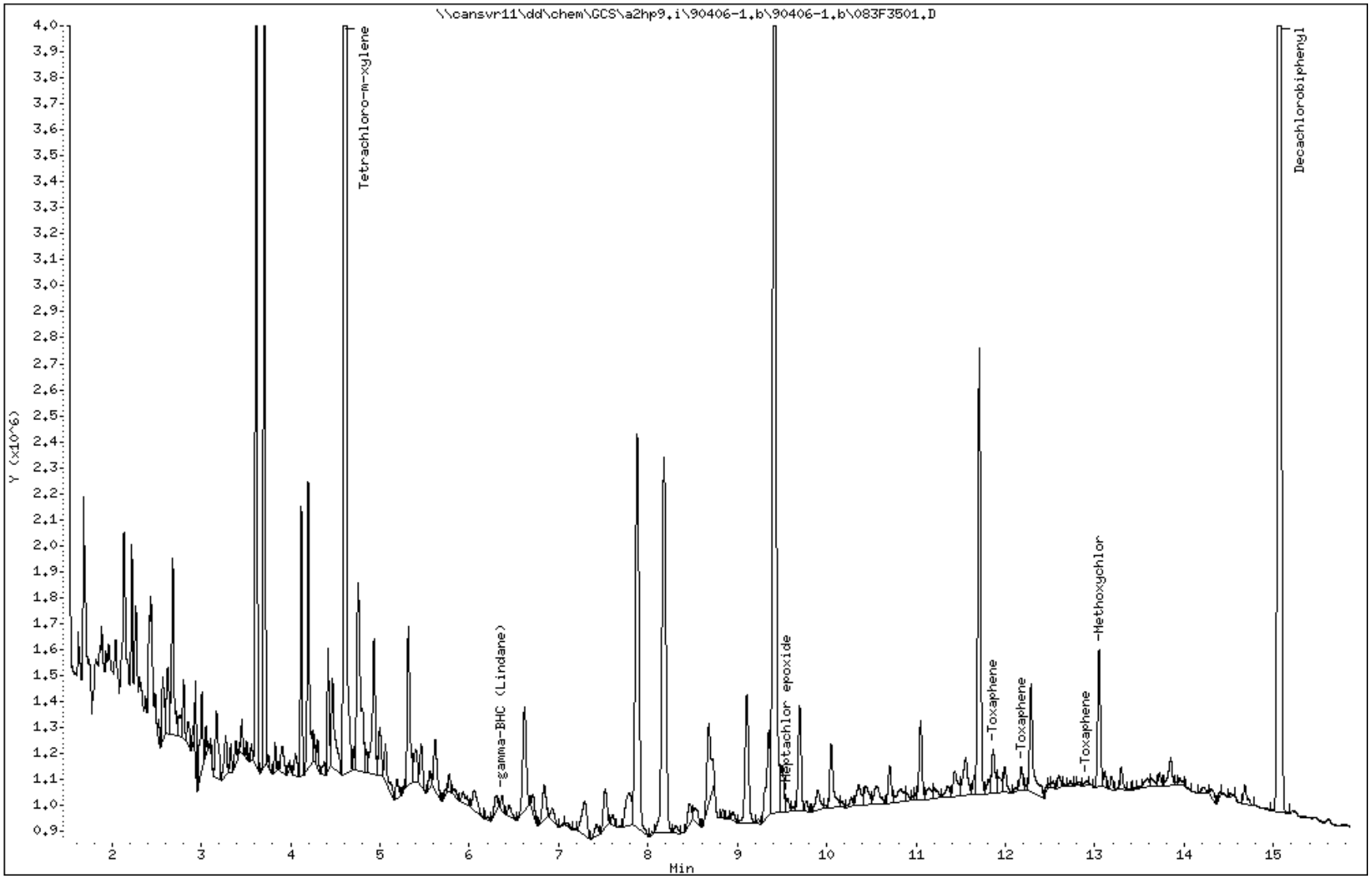

COMPOUNDS and EXP. RT REPORT

Operator: 093905 Date Acquired: 07-APR-2009 22:57
Data File: //cansvr11/dd/chem/GCS/a2hp9.i/90406-1.b/90406-1.b/083F3501.D
Lab Sample ID: K9C7F1CP
Misc. Info: 14-TCLP.SUB
Instrument: a2hp9.i
Method: \\cansvr11\dd\chem\GCS\a2hp9.i\90406-1.b\PEST9.m\PEST9r.m
Dilution Factor: 1

Compound	RT	Area	Amount	Conc
23) Toxaphene	0.000	0	0.000	0.000 mg/L
1) Tetrachloro-m-xylene	4.607	29913383	0.049	0.146 mg/L
5) gamma-BHC (Lindane)	6.362	110353	0.000	0.000 mg/L
9) Tech Chlordane	NOT DETECTED	Expected RT = 7.087		
8) Heptachlor	NOT DETECTED	Expected RT = 7.488		
12) Heptachlor epoxide	9.560	124540	0.000	0.000 mg/L
18) Endrin	NOT DETECTED	Expected RT = 11.264		
27) Methoxychlor	13.048	1121397	0.006	0.000 mg/L
30) Decachlorobiphenyl	15.065	19375854	0.062	0.185 mg/L

Science Applications International Corp

Client Sample ID: SCFww-002-0005-WW

GC Semivolatiles

Lot-Sample #...: A9C310174-003 **Work Order #...:** K9C7F2AD **Matrix.....:** WG
Date Sampled...: 03/27/09 13:00 **Date Received..:** 03/28/09
Prep Date.....: 04/10/09 **Analysis Date..:** 04/15/09
Prep Batch #...: 9100250
Dilution Factor: 1 **Initial Wgt/Vol:** 990 mL **Final Wgt/Vol..:** 5 mL
Method.....: SW846 8081A

PARAMETER	RESULT	REPORTING LIMIT	UNITS
alpha-BHC	ND	0.050	ug/L
beta-BHC	ND	0.050	ug/L
delta-BHC	ND	0.050	ug/L
gamma-BHC (Lindane)	ND	0.050	ug/L
Heptachlor	ND	0.050	ug/L
Aldrin	ND	0.050	ug/L
Heptachlor epoxide	ND	0.050	ug/L
Endosulfan I	ND	0.050	ug/L
Dieldrin	ND	0.050	ug/L
4,4'-DDE	ND	0.050	ug/L
Endrin	ND	0.050	ug/L
Endosulfan II	ND	0.050	ug/L
4,4'-DDD	ND	0.050	ug/L
Endosulfan sulfate	ND	0.050	ug/L
4,4'-DDT	ND	0.050	ug/L
Methoxychlor	ND	0.10	ug/L
Endrin ketone	ND	0.050	ug/L
Endrin aldehyde	ND	0.050	ug/L
alpha-Chlordane	ND	0.050	ug/L
gamma-Chlordane	ND	0.050	ug/L
Toxaphene	ND	2.0	ug/L

SURROGATE	PERCENT RECOVERY	RECOVERY LIMITS
Tetrachloro-m-xylene	79	(50 - 150)
Decachlorobiphenyl	83	(50 - 150)

TestAmerica North Canton

PESTICIDES 8081/608

Data file : \\cansvr11\dd\chem\GCS\a2hp9.i\90415-1.b\018F1801.D
Lab Smp Id: K9C7F2AD Client Smp ID: SCFww-002-0005-WW
Inj Date : 15-APR-2009 17:13
Operator : 093905 Inst ID: a2hp9.i
Smp Info : K9C7F2AD
Misc Info :
Comment   :
Method   : \\cansvr11\dd\chem\GCS\a2hp9.i\90415-1.b\PEST9.m
Meth Date : 16-Apr-2009 09:08 vandorenc Quant Type: ESTD
Cal Date : 06-APR-2009 20:44 Cal File: 013F1301.D
Als bottle: 18
Dil Factor: 1.00000
Integrator: Falcon Compound Sublist: 19-pestap9.sub
Target Version: 4.14 Sample Matrix: WATER
Processing Host: CANPGCSV23

Concentration Formula: Amt * DF * Vt/Vo/Vi * CpndVariable

Name	Value	Description
DF	1.000	Dilution Factor
Vt	5000.000	Volume of final extract (uL)
Vo	990.000	Volume of sample extracted (mL)
Vi	1.000	Volume injected
Cpnd Variable		Local Compound Variable

RT	EXP RT	DLT RT	RESPONSE	CONCENTRATIONS ON-COL (ng)	FINAL (ug/L)	TARGET RANGE	RATIO
$ 1 Tetrachloro-m-xylene						CAS #: 877-09-8	
3.793	3.792	0.001	13222916	0.03166	0.1599		
2 Hexachlorobenzene						CAS #: 118-74-1	
4.273	4.273	0.000	83814	2e-004	0.0009335		
Average of Peak Concentrations = 0.0009335							
3 Diallate						CAS #: 2303-16-4	
4.330	4.327	0.003	52708	0.00754	0.03809	0.00- 20.00	100.00
4.516	4.546	-0.030	2179867	1.86768	9.433	0.00- 20.00	4135.74
Average of Peak Concentrations = 4.735							
4 alpha-BHC						CAS #: 319-84-6	
4.516	4.493	0.023	4852807	0.00699	0.03530		
5 gamma-BHC (Lindane)						CAS #: 58-89-9	
4.936	4.913	0.023	485914	8e-004	0.003853		

RT	EXP RT	DLT RT	RESPONSE	CONCENTRATIONS ON-COL (ng)	FINAL (ug/L)	TARGET RANGE	RATIO
6 beta-BHC					CAS #: 319-85-7		
Peaks not detected for Quant. or Qual. signal(s).							
7 delta-BHC					CAS #: 319-86-8		
5.298	5.307	-0.009	839082	0.00137	0.006921		
8 Heptachlor					CAS #: 76-44-8		
5.648	5.632	0.016	269785	5e-004	0.002363		
9 Tech Chlordane					CAS #: 57-74-9		
5.480	5.497	-0.017	48511	0.00443	0.02239	0.00- 20.00	100.00
6.465	6.494	-0.029	114350	0.01223	0.06174	0.00- 20.00	235.72
7.898	7.898	0.000	69682	0.00346	0.01746	0.00- 20.00	143.64
8.234	8.209	0.025	207520	0.00654	0.03301	0.00- 20.00	427.78
Average of Peak Concentrations =					0.03365		
10 Aldrin					CAS #: 309-00-2		
6.148	6.160	-0.012	140917	0.00023	0.001164		
11 Isodrin					CAS #: 465-73-6		
Peaks not detected for Quant. or Qual. signal(s).							
12 Heptachlor epoxide					CAS #: 1024-57-3		
Peaks not detected for Quant. or Qual. signal(s).							
13 gamma-Chlordane					CAS #: 5103-74-2		
7.898	7.902	-0.004	189990	3e-004	0.001734		
14 alpha-Chlordane					CAS #: 5103-71-9		
8.234	8.218	0.016	876757	0.00162	0.008207		
15 Endosulfan I					CAS #: 959-98-8		
Peaks not detected for Quant. or Qual. signal(s).							
16 4,4'-DDE					CAS #: 72-55-9		
Peaks not detected for Quant. or Qual. signal(s).							
17 Dieldrin					CAS #: 60-57-1		
8.993	8.986	0.007	13780	3e-005	0.0001315		
18 Endrin					CAS #: 72-20-8		

Peaks not detected for Quant. or Qual. signal(s).

19	Kepone					CAS #: 143-50-0
9.449	9.475	-0.026		41535	0.12238	0.6181
20	4,4'-DDD					CAS #: 72-54-8
9.719	9.728	-0.009		32385	9e-005	0.0004411

RT	EXP RT	DLT RT	RESPONSE	CONCENTRATIONS ON-COL (ng)	CONCENTRATIONS FINAL (ug/L)	TARGET RANGE	RATIO
21 Chlorobenzilate					CAS #: 510-15-6		
9.788	9.817	-0.029	13480	6e-004	0.003093		
22 Endosulfan II					CAS #: 33213-65-9		
9.858	9.833	0.025	1053848	0.00232	0.01172		
24 Toxaphene					CAS #: 8001-35-2		

Operator disabled compound identification.

23 4,4'-DDT					CAS #: 50-29-3		

Peaks not detected for Quant. or Qual. signal(s).

25 Endrin aldehyde					CAS #: 7421-93-4		

Peaks not detected for Quant. or Qual. signal(s).

26 Mirex					CAS #: 2385-85-5		
11.070	11.073	-0.003	45124				
27 Methoxychlor					CAS #: 72-43-5		
11.143	11.114	0.029	16843	0.00028	0.001412		
28 Endosulfan sulfate					CAS #: 1031-07-8		

Peaks not detected for Quant. or Qual. signal(s).

29 Endrin ketone					CAS #: 53494-70-5		

Peaks not detected for Quant. or Qual. signal(s).

$ 30 Decachlorobiphenyl					CAS #: 2051-24-3		
13.229	13.234	-0.005	10723923	0.03317	0.1675		(M)

QC Flag Legend

M - Compound response manually integrated.

Data File: \\cansvr11\dd\chem\GCS\a2hp9.i\90415-1.b\018F1801.D

Date : 15-APR-2009 17:13

Client ID: SCFww-002-0005-WW

Instrument: a2hp9.i

Sample Info: K9C7F2AD

Volume Injected (uL): 1.0

Operator: 093905

Column phase: clp pesticides I

Column diameter: 0.53

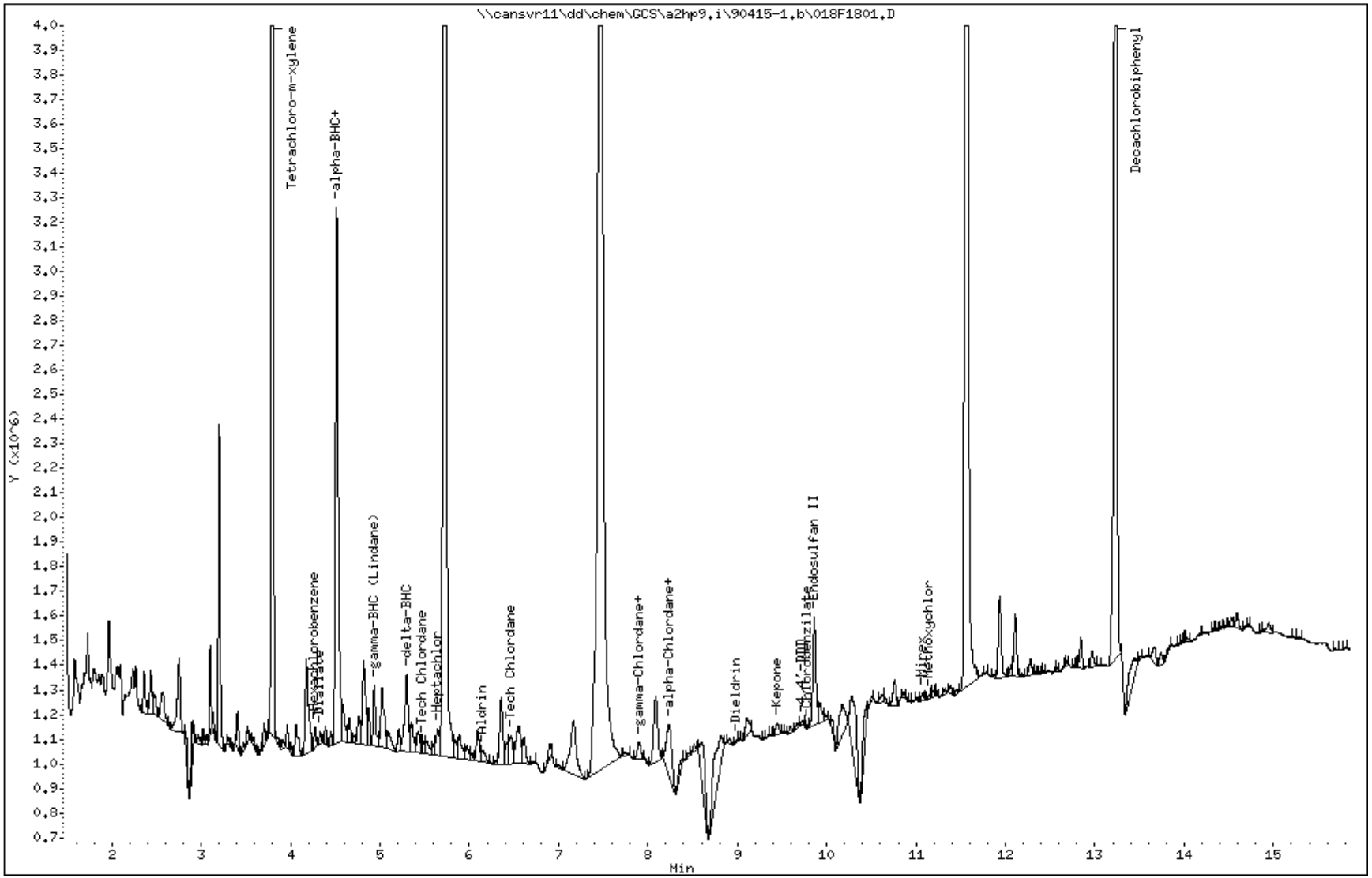

COMPOUNDS and EXP. RT REPORT

Operator: 093905 Date Acquired: 15-APR-2009 17:13
Data File: //cansvr11/dd/chem/GCS/a2hp9.i/90415-1.b/018F1801.D
Lab Sample ID: K9C7F2AD
Misc. Info:
Instrument: a2hp9.i
Method: \\cansvr11\dd\chem\GCS\a2hp9.i\90415-1.b\PEST9.m
Dilution Factor: 1

Compound	RT	Area	Amount	Conc
1) Tetrachloro-m-xylene	3.793	13222916	0.032	0.160 ug/L
2) Hexachlorobenzene	4.273	138960	0.000	0.001 ug/L
3) Diallate	4.331	82503	0.008	0.038 ug/L
4) alpha-BHC	4.516	4852807	0.007	0.035 ug/L
5) gamma-BHC (Lindane)	4.936	485914	0.001	0.004 ug/L
6) beta-BHC	NOT DETECTED	Expected RT = 5.060		
7) delta-BHC	5.299	839082	0.001	0.007 ug/L
9) Tech Chlordane	5.481	89254	0.004	0.022 ug/L
8) Heptachlor	5.648	269785	0.000	0.002 ug/L
10) Aldrin	6.149	140917	0.000	0.001 ug/L
11) Isodrin	NOT DETECTED	Expected RT = 6.844		
12) Heptachlor epoxide	NOT DETECTED	Expected RT = 7.596		
13) gamma-Chlordane	7.899	189990	0.000	0.002 ug/L
14) alpha-Chlordane	8.235	876757	0.002	0.008 ug/L
15) Endosulfan I	NOT DETECTED	Expected RT = 8.475		
16) 4,4'-DDE	NOT DETECTED	Expected RT = 8.550		
17) Dieldrin	8.994	13780	0.000	0.000 ug/L
18) Endrin	NOT DETECTED	Expected RT = 9.413		
19) Kepone	9.450	106429	0.122	0.618 ug/L
20) 4,4'-DDD	9.720	32385	0.000	0.000 ug/L
21) Chlorobenzilate	9.789	13480	0.001	0.003 ug/L
22) Endosulfan II	9.859	1053848	0.002	0.012 ug/L
24) Toxaphene	NOT DETECTED	Expected RT = 9.952		
23) 4,4'-DDT	NOT DETECTED	Expected RT = 10.217		
25) Endrin aldehyde	NOT DETECTED	Expected RT = 10.585		
26) Mirex	11.071	45124	0.000	0.000 ug/L
27) Methoxychlor	11.143	29050	0.000	0.001 ug/L
28) Endosulfan sulfate	NOT DETECTED	Expected RT = 11.285		
29) Endrin ketone	NOT DETECTED	Expected RT = 11.679		
30) Decachlorobiphenyl	13.230	10723923	0.033	0.168 ug/L

Data File Name: 018F1801.D
Inj. Date and Time: 15-APR-2009 17:13
Instrument ID: a2hp9.i
Client ID: SCFww-002-0005-WW
Compound Name: Decachlorobiphenyl
CAS #: 2051-24-3
Report Date: 04/16/2009

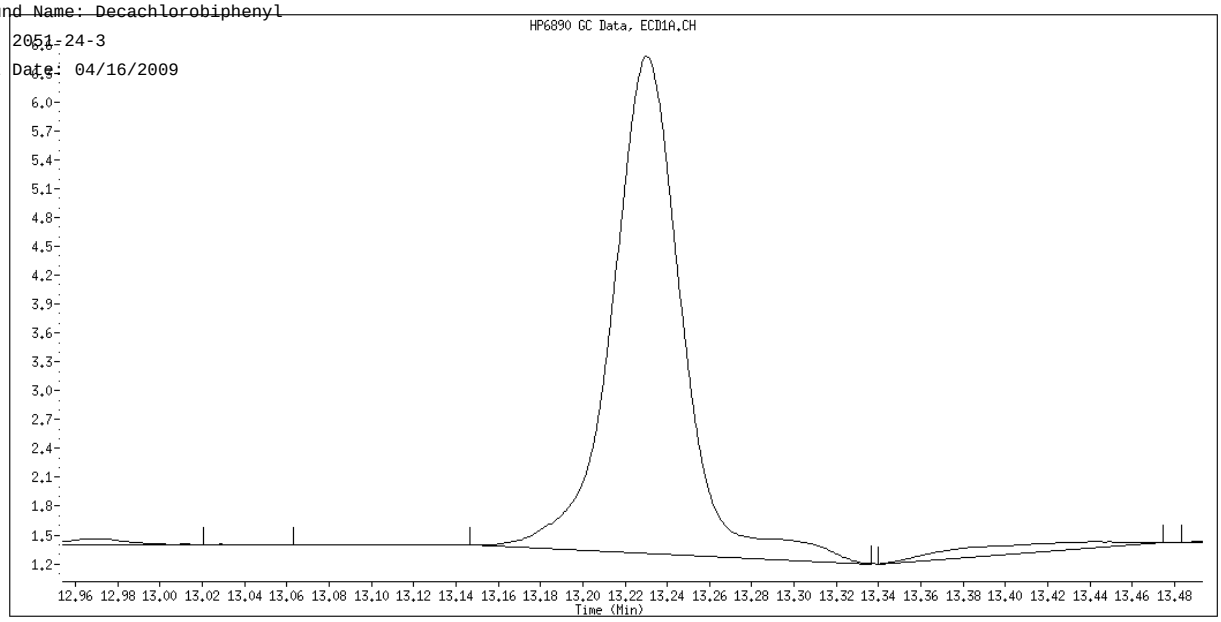

Original Integration

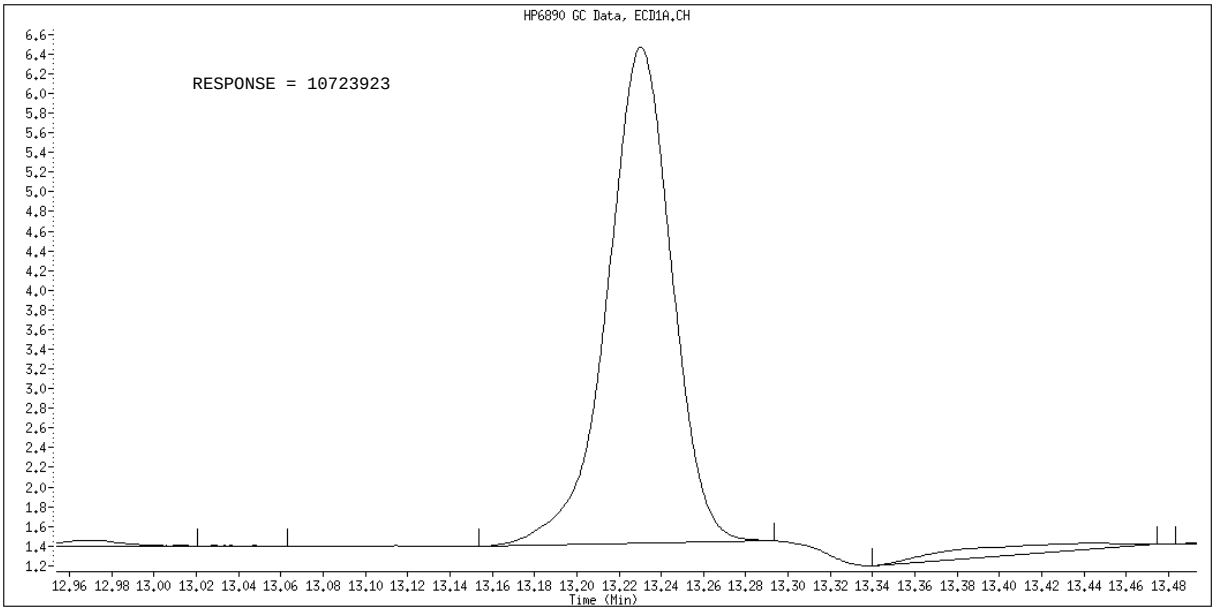

Manual Integration

Manually Integrated By: vandorenc
Manual Integration Reason: Baseline Event

TestAmerica North Canton

PESTICIDES 8081/608

Data file : \\cansvr11\dd\chem\GCS\a2hp9.i\90415-1.b\90415-1.b\018F1801.D
Lab Smp Id: K9C7F2AD Client Smp ID: SCFww-002-0005-WW
Inj Date : 15-APR-2009 17:13
Operator : 093905 Inst ID: a2hp9.i
Smp Info : K9C7F2AD
Misc Info :
Comment :
Method : \\cansvr11\dd\chem\GCS\a2hp9.i\90415-1.b\PEST9.m\PEST9r.m
Meth Date : 16-Apr-2009 09:08 vandorenc Quant Type: ESTD
Cal Date : 06-APR-2009 19:15 Cal File: 009F0901.D
Als bottle: 18
Dil Factor: 1.00000
Integrator: Falcon Compound Sublist: 19-pestap9.sub
Target Version: 4.14 Sample Matrix: WATER
Processing Host: CANPGCSV23

Concentration Formula: Amt * DF * Vt/Vo/Vi * CpndVariable

Name	Value	Description
DF	1.000	Dilution Factor
Vt	5000.000	Volume of final extract (uL)
Vo	990.000	Volume of sample extracted (mL)
Vi	1.000	Volume injected
Cpnd Variable		Local Compound Variable

				CONCENTRATIONS ON-COL	FINAL		
RT	EXP RT	DLT RT	RESPONSE	(ng)	(ug/L)	TARGET RANGE	RATIO
$ 1 Tetrachloro-m-xylene						CAS #: 877-09-8	
4.605	4.604	0.001	20444193	0.03139	0.1586		
2 Diallate						CAS #: 2303-16-4	

Peaks not detected for Quant. or Qual. signal(s).

3 Hexachlorobenzene						CAS #: 118-74-1	

Peaks not detected for Quant. or Qual. signal(s).

4 alpha-BHC						CAS #: 319-84-6	
5.614	5.635	-0.021	944674	8e-004	0.004159		
5 gamma-BHC (Lindane)						CAS #: 58-89-9	
6.368	6.381	-0.013	128538	1e-004	0.0006495		

```
--------------------------------------------------------------------------------
    6 beta-BHC                                    CAS #: 319-85-7
6.588    6.610   -0.022           69035  5e-004  0.002333
--------------------------------------------------------------------------------
```

RT	EXP RT	DLT RT	RESPONSE	CONCENTRATIONS ON-COL (ng)	FINAL (ug/L)	TARGET RANGE	RATIO

9 Tech Chlordane CAS #: 57-74-9

Peaks not detected for Quant. or Qual. signal(s).

---

7 delta-BHC CAS #: 319-86-8

Peaks not detected for Quant. or Qual. signal(s).

---

8 Heptachlor CAS #: 76-44-8

Peaks not detected for Quant. or Qual. signal(s).

---

10 Aldrin CAS #: 309-00-2

Peaks not detected for Quant. or Qual. signal(s).

---

11 Isodrin CAS #: 465-73-6

9.151	9.153	-0.002	87539	1e-004	0.0007438		

---

12 Heptachlor epoxide CAS #: 1024-57-3

Peaks not detected for Quant. or Qual. signal(s).

---

13 gamma-Chlordane CAS #: 5103-74-2

9.921	9.930	-0.009	271878	4e-004	0.001801		

---

14 alpha-Chlordane CAS #: 5103-71-9

Peaks not detected for Quant. or Qual. signal(s).

---

15 Endosulfan I CAS #: 959-98-8

10.256	10.279	-0.023	49060	2e-004	0.0009029		

---

16 4,4'-DDE CAS #: 72-55-9

10.569	10.592	-0.023	82447	1e-004	0.0006414		

---

17 Dieldrin CAS #: 60-57-1

10.766	10.766	0.000	19141	6e-005	0.0003229		

---

19 Chlorobenzilate CAS #: 510-15-6

Peaks not detected for Quant. or Qual. signal(s).

---

20 Kepone CAS #: 143-50-0

Peaks not detected for Quant. or Qual. signal(s).

RT	EXP RT	DLT RT	RESPONSE	CONCENTRATIONS ON-COL (ng)	FINAL (ug/L)	TARGET RANGE	RATIO

18 Endrin CAS #: 72-20-8

Peaks not detected for Quant. or Qual. signal(s).

---

21 4,4'-DDD CAS #: 72-54-8

11.549	11.542	0.007	1556237	0.00342	0.01727		

---

22 Endosulfan II CAS #: 33213-65-9

Peaks not detected for Quant. or Qual. signal(s).

---

23 Toxaphene CAS #: 8001-35-2

0.000	11.748	-11.748	0	0.0000	0.0000	80.00- 120.00	0.00
11.866	11.861	0.005	101686	0.02944	0.1487	114.04- 154.04	0.00
12.141	12.154	-0.013	29951	0.00389	0.01965	115.64- 155.64	0.00
12.894	12.891	0.003	62730	0.01152	0.05817	52.78- 92.78	0.00
0.000	13.258	-13.258	0	0.0000	0.0000	69.36- 109.36	0.00

Average of Peak Concentrations = 0.07551

---

24 4,4'-DDT CAS #: 50-29-3

Peaks not detected for Quant. or Qual. signal(s).

---

25 Endrin aldehyde CAS #: 7421-93-4

12.141	12.147	-0.006	29951	2e-004	0.0008936		

---

26 Endosulfan sulfate CAS #: 1031-07-8

Peaks not detected for Quant. or Qual. signal(s).

---

28 Mirex CAS #: 2385-85-5

12.910	12.940	-0.030	64739				

---

27 Methoxychlor CAS #: 72-43-5

13.041	13.046	-0.005	312007	0.00411	0.02077		

---

29 Endrin ketone CAS #: 53494-70-5

13.289	13.304	-0.015	6606750	0.03149	0.1590		

$ 30 Decachlorobiphenyl CAS #: 2051-24-3

15.058	15.062	-0.004	4201163	0.03069	0.1550		

Data File: \\cansvr11\dd\chem\GCS\a2hp9.i\90415-1.b\90415-1.b\018F1801.D

Page 1

Date : 15-APR-2009 17:13

Client ID: SCFww-002-0005-WW

Instrument: a2hp9.i

Sample Info: K9C7F2AD

Volume Injected (uL): 1.0

Operator: 093905

Column phase: clp pesticides II

Column diameter: 0.53

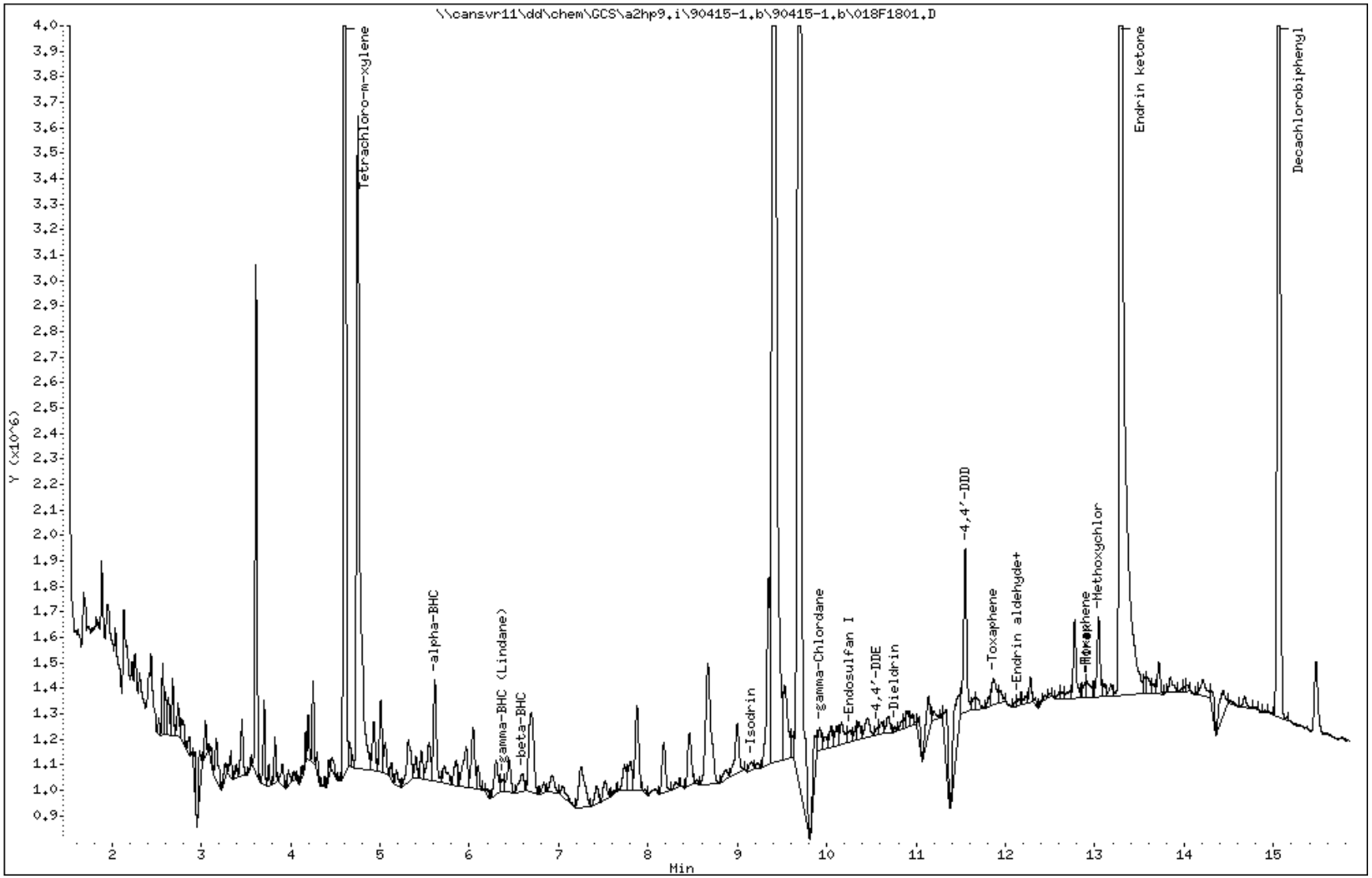

COMPOUNDS and EXP. RT REPORT

Operator: 093905 Date Acquired: 15-APR-2009 17:13
Data File: //cansvr11/dd/chem/GCS/a2hp9.i/90415-1.b/90415-1.b/018F1801.D
Lab Sample ID: K9C7F2AD
Misc. Info:
Instrument: a2hp9.i
Method: \\cansvr11\dd\chem\GCS\a2hp9.i\90415-1.b\PEST9.m\PEST9r.m
Dilution Factor: 1

Compound	RT	Area	Amount	Conc
23) Toxaphene	0.000	0	0.000	0.000 ug/L
1) Tetrachloro-m-xylene	4.606	20444193	0.031	0.159 ug/L
2) Diallate	NOT DETECTED	Expected RT = 5.277		
3) Hexachlorobenzene	NOT DETECTED	Expected RT = 5.356		
4) alpha-BHC	5.615	944674	0.001	0.004 ug/L
5) gamma-BHC (Lindane)	6.368	128538	0.000	0.001 ug/L
6) beta-BHC	6.589	271295	0.000	0.002 ug/L
9) Tech Chlordane	NOT DETECTED	Expected RT = 7.081		
7) delta-BHC	NOT DETECTED	Expected RT = 7.369		
8) Heptachlor	NOT DETECTED	Expected RT = 7.485		
10) Aldrin	NOT DETECTED	Expected RT = 8.284		
11) Isodrin	9.151	87539	0.000	0.001 ug/L
12) Heptachlor epoxide	NOT DETECTED	Expected RT = 9.565		
13) gamma-Chlordane	9.921	271878	0.000	0.002 ug/L
14) alpha-Chlordane	NOT DETECTED	Expected RT = 10.209		
15) Endosulfan I	10.256	148560	0.000	0.001 ug/L
16) 4,4'-DDE	10.570	82447	0.000	0.001 ug/L
17) Dieldrin	10.766	32887	0.000	0.000 ug/L
18) Endrin	NOT DETECTED	Expected RT = 11.261		
19) Chlorobenzilate	NOT DETECTED	Expected RT = 11.367		
20) Kepone	NOT DETECTED	Expected RT = 11.404		
21) 4,4'-DDD	11.550	1556237	0.003	0.017 ug/L
22) Endosulfan II	NOT DETECTED	Expected RT = 11.612		
24) 4,4'-DDT	NOT DETECTED	Expected RT = 12.015		
25) Endrin aldehyde	12.141	74624	0.000	0.001 ug/L
26) Endosulfan sulfate	NOT DETECTED	Expected RT = 12.560		
28) Mirex	12.911	212139	0.000	0.000 ug/L
27) Methoxychlor	13.041	744363	0.004	0.021 ug/L
29) Endrin ketone	13.290	18089407	0.031	0.159 ug/L
30) Decachlorobiphenyl	15.058	9456325	0.031	0.155 ug/L

Science Applications International Corp

Client Sample ID: SCFww-003-0006-WW

GC Semivolatiles

Lot-Sample #...: A9C310174-004 **Work Order #...:** K9C7J1AD **Matrix.....:** WG
Date Sampled...: 03/27/09 19:20 **Date Received..:** 03/28/09
Prep Date.....: 04/01/09 **Analysis Date..:** 04/08/09
Prep Batch #...: 9091039
Dilution Factor: 1 **Initial Wgt/Vol:** 940 mL **Final Wgt/Vol..:** 5 mL
Method.....: SW846 8081A

PARAMETER	RESULT	REPORTING LIMIT	UNITS
alpha-BHC	ND	0.050	ug/L
beta-BHC	**0.019 J**	**0.050**	**ug/L**
delta-BHC	ND	0.050	ug/L
gamma-BHC (Lindane)	ND	0.050	ug/L
Heptachlor	ND	0.050	ug/L
Aldrin	ND	0.050	ug/L
Heptachlor epoxide	ND	0.050	ug/L
Endosulfan I	ND	0.050	ug/L
Dieldrin	ND	0.050	ug/L
4,4'-DDE	ND	0.050	ug/L
Endrin	ND	0.050	ug/L
Endosulfan II	ND	0.050	ug/L
4,4'-DDD	ND	0.050	ug/L
Endosulfan sulfate	ND	0.050	ug/L
4,4'-DDT	ND	0.050	ug/L
Methoxychlor	ND	0.10	ug/L
Endrin ketone	ND	0.050	ug/L
Endrin aldehyde	ND	0.050	ug/L
alpha-Chlordane	ND	0.050	ug/L
gamma-Chlordane	ND	0.050	ug/L
Toxaphene	ND	2.0	ug/L

SURROGATE	PERCENT RECOVERY	RECOVERY LIMITS
Tetrachloro-m-xylene	69	(50 - 150)
Decachlorobiphenyl	35 *	(50 - 150)

NOTE(S):

* Surrogate recovery is outside stated control limits.

J Estimated result. Result is less than RL.

10A

EPA SAMPLE NO.

PESTICIDE IDENTIFICATION SUMMARY
FOR SINGLE COMPONENT ANALYTES

SCFWW-00
3-0006-WW

Lab Name: NORTH CANTON Contract:

Lab Code: TALCAN Case No.: SAS No.: SDG No.: A9C310174

Lab Sample ID: K9C7J1AD Date(s) Analyzed: 04/08/09 04/08/09

Instrument ID (1): A2HP9 Instrument ID (2): A2HP9

GC Column(1): CLP PESTICIDES I ID: 0.53(mm) GC Column(2): CLP PESTICIDES II ID: 0.53(mm)

ANALYTE	COL	RT	RT WINDOW FROM	RT WINDOW TO	CONCENTRATION	%D
Endosulfan I	1	8.45	8.45	8.51	0.005453	
	2	10.27	10.25	10.31	0.002684	103.2
alpha-BHC	1	4.52	4.46	4.52	0.03226	
	2	5.62	5.61	5.67	0.002512	999.9
gamma-BHC (Lindane)	1	4.94	4.89	4.95	0.005780	
	2	6.36	6.35	6.41	0.0004505	999.9
beta-BHC	1	5.06	5.03	5.09	0.01884	
	2	6.62	6.58	6.64	0.02870	52.3
Aldrin	1	6.16	6.13	6.19	0.0007451	
	2	8.32	8.26	8.32	0.0008114	8.9
Endrin	1	9.40	9.39	9.45	0.02010	
	2	11.25	11.23	11.29	0.001302	999.9
Endrin ketone	1	11.68	11.65	11.71	0.0003239	
	2	13.30	13.28	13.34	0.003410	952.8
Endosulfan sulfate	1	11.29	11.26	11.32	0.0001824	
	2	12.56	12.53	12.59	0.0003406	86.7

10A

EPA SAMPLE NO.

PESTICIDE IDENTIFICATION SUMMARY
FOR SINGLE COMPONENT ANALYTES

SCFWW-00
3-0006-WW

Lab Name: NORTH CANTON Contract:

Lab Code: TALCAN Case No.: SAS No.: SDG No.: A9C310174

Lab Sample ID: K9C7J1AD Date(s) Analyzed: 04/08/09 04/08/09

Instrument ID (1): A2HP9 Instrument ID (2): A2HP9

GC Column(1): CLP PESTICIDES I ID: 0.53(mm) GC Column(2): CLP PESTICIDES II ID: 0.53(mm)

ANALYTE	COL	RT	RT WINDOW FROM	RT WINDOW TO	CONCENTRATION	%D
4,4'-DDD	1	9.73	9.70	9.76	0.002813	
	2	11.56	11.51	11.57	0.01090	287.5
4,4'-DDT	1	10.19	10.19	10.25	0.0007771	
	2	11.99	11.99	12.05	0.003940	407.0
Hexachlorobenzene	1	4.27	4.24	4.30	0.002621	
	2	5.35	5.32	5.38	0.007471	185.0
Mirex	1					
	2					
Chlorobenzilate	1	9.80	9.79	9.85	0.01226	
	2	11.36	11.34	11.40	0.03447	181.2
_____	1					
	2					
_____	1					
	2					
_____	1					
	2					

TestAmerica North Canton

PESTICIDES 8081/608

Data file : \\cansvr11\dd\chem\GCS\a2hp9.i\90406-1.b\091F4301.D
Lab Smp Id: K9C7J1AD Client Smp ID: SCFww-003-0006-WW
Inj Date : 08-APR-2009 01:56
Operator : 093905 Inst ID: a2hp9.i
Smp Info : K9C7J1AD
Misc Info :
Comment   :
Method   : \\cansvr11\dd\chem\GCS\a2hp9.i\90406-1.b\PEST9.m
Meth Date : 08-Apr-2009 10:00 vandorenc Quant Type: ESTD
Cal Date : 06-APR-2009 20:44 Cal File: 013F1301.D
Als bottle: 91
Dil Factor: 1.00000
Integrator: Falcon Compound Sublist: 19-pestap9.sub
Target Version: 4.14 Sample Matrix: WATER

Concentration Formula: Amt * DF * Vt/Vo/Vi * CpndVariable

Name	Value	Description
DF	1.000	Dilution Factor
Vt	5000.000	Volume of final extract (uL)
Vo	940.000	Volume of sample extracted (mL)
Vi	1.000	Volume injected
Cpnd Variable		Local Compound Variable

RT	EXP RT	DLT RT	RESPONSE	CONCENTRATIONS ON-COL (ng)	FINAL (ug/L)	TARGET RANGE	RATIO
$ 1 Tetrachloro-m-xylene						CAS #: 877-09-8	
3.794	3.793	0.001	11644190	0.02775	0.1476		
2 Hexachlorobenzene						CAS #: 118-74-1	
4.273	4.271	0.002	223470	5e-004	0.002621		
Average of Peak Concentrations = 0.002621							
3 Diallate						CAS #: 2303-16-4	

Peaks not detected for Quant. or Qual. signal(s).

4 alpha-BHC						CAS #: 319-84-6	
4.519	4.494	0.025	3358593	0.00607	0.03226		
5 gamma-BHC (Lindane)						CAS #: 58-89-9	
4.937	4.915	0.022	550130	0.00109	0.005780		
6 beta-BHC						CAS #: 319-85-7	

```
5.055    5.061   -0.006          734701 0.00354  0.01884
--------------------------------------------------------------------------------
```

RT	EXP RT	DLT RT	RESPONSE	CONCENTRATIONS ON-COL (ng)	FINAL (ug/L)	TARGET RANGE	RATIO
7 delta-BHC					CAS #: 319-86-8		
Peaks not detected for Quant. or Qual. signal(s).							
8 Heptachlor					CAS #: 76-44-8		
5.645	5.635	0.010	569217	0.00121	0.006430		
9 Tech Chlordane					CAS #: 57-74-9		
5.501	5.502	-0.001	118540	0.01245	0.06623	0.00- 20.00	100.00
6.474	6.499	-0.025	51852	0.00719	0.03822	0.00- 20.00	43.74
7.919	7.906	0.013	18989	0.00119	0.006326	0.00- 20.00	16.02
0.000	8.217	-8.217	0	0.0000	0.0000	0.00- 20.00	0.00
Average of Peak Concentrations = 0.03692							
10 Aldrin					CAS #: 309-00-2		
6.157	6.163	-0.006	73181	0.00014	0.0007451		
11 Isodrin					CAS #: 465-73-6		
6.853	6.853	0.000	18137	1e-004	0.0006648		
12 Heptachlor epoxide					CAS #: 1024-57-3		
Peaks not detected for Quant. or Qual. signal(s).							
13 gamma-Chlordane					CAS #: 5103-74-2		
7.919	7.906	0.013	40067	9e-005	0.0004647		
14 alpha-Chlordane					CAS #: 5103-71-9		
Peaks not detected for Quant. or Qual. signal(s).							
15 Endosulfan I					CAS #: 959-98-8		
8.449	8.477	-0.028	429770	0.00103	0.005453		
16 4,4'-DDE					CAS #: 72-55-9		
Peaks not detected for Quant. or Qual. signal(s).							
17 Dieldrin					CAS #: 60-57-1		
Peaks not detected for Quant. or Qual. signal(s).							
18 Endrin					CAS #: 72-20-8		
9.398	9.416	-0.018	1544993	0.00378	0.02010		
19 Kepone					CAS #: 143-50-0		

Peaks not detected for Quant. or Qual. signal(s).

20	4,4'-DDD					CAS #: 72-54-8
9.734	9.732	0.002	162920	5e-004	0.002813	
21	Chlorobenzilate					CAS #: 510-15-6
9.804	9.818	-0.014	50747	0.00231	0.01226	

RT	EXP RT	DLT RT	RESPONSE	CONCENTRATIONS ON-COL (ng)	FINAL (ug/L)	TARGET RANGE	RATIO
22 Endosulfan II					CAS #: 33213-65-9		
9.866	9.837	0.029	529666	0.00128	0.006790		
24 Toxaphene					CAS #: 8001-35-2		
9.973	9.959	0.014	54431	0.00996	0.05298	80.00- 120.00	100.00
0.000	10.389	-10.389	0	0.0000	0.0000	114.04- 154.04	0.00
0.000	11.099	-11.099	0	0.0000	0.0000	115.64- 155.64	0.00
11.228	11.244	-0.016	42353	0.00683	0.03635	52.78- 92.78	77.81
11.653	11.651	0.002	22245	0.00595	0.03167	69.36- 109.36	40.87
Average of Peak Concentrations =					0.04033		
23 4,4'-DDT					CAS #: 50-29-3		
10.192	10.221	-0.029	50800	1e-004	0.0007771		
25 Endrin aldehyde					CAS #: 7421-93-4		
10.615	10.590	0.025	238935	7e-004	0.003966		
26 Mirex					CAS #: 2385-85-5		
11.058	11.073	-0.015	22103				
27 Methoxychlor					CAS #: 72-43-5		

Peaks not detected for Quant. or Qual. signal(s).

28 Endosulfan sulfate					CAS #: 1031-07-8		
11.289	11.289	0.000	12491	3e-005	0.0001824		
29 Endrin ketone					CAS #: 53494-70-5		
11.678	11.682	-0.004	24232	6e-005	0.0003239		
$ 30 Decachlorobiphenyl					CAS #: 2051-24-3		
13.238	13.238	0.000	4695071	0.01400	0.07446		(M)

QC Flag Legend

M - Compound response manually integrated.

Data File: \\cansvr11\dd\chem\GCS\a2hp9.i\90406-1.b\091F4301.D

Page 1

Date : 08-APR-2009 01:56

Client ID: SCFww-003-0006-WW

Instrument: a2hp9.i

Sample Info: K9C7J1AD

Volume Injected (uL): 1.0

Operator: 093905

Column phase: clp pesticides I

Column diameter: 0.53

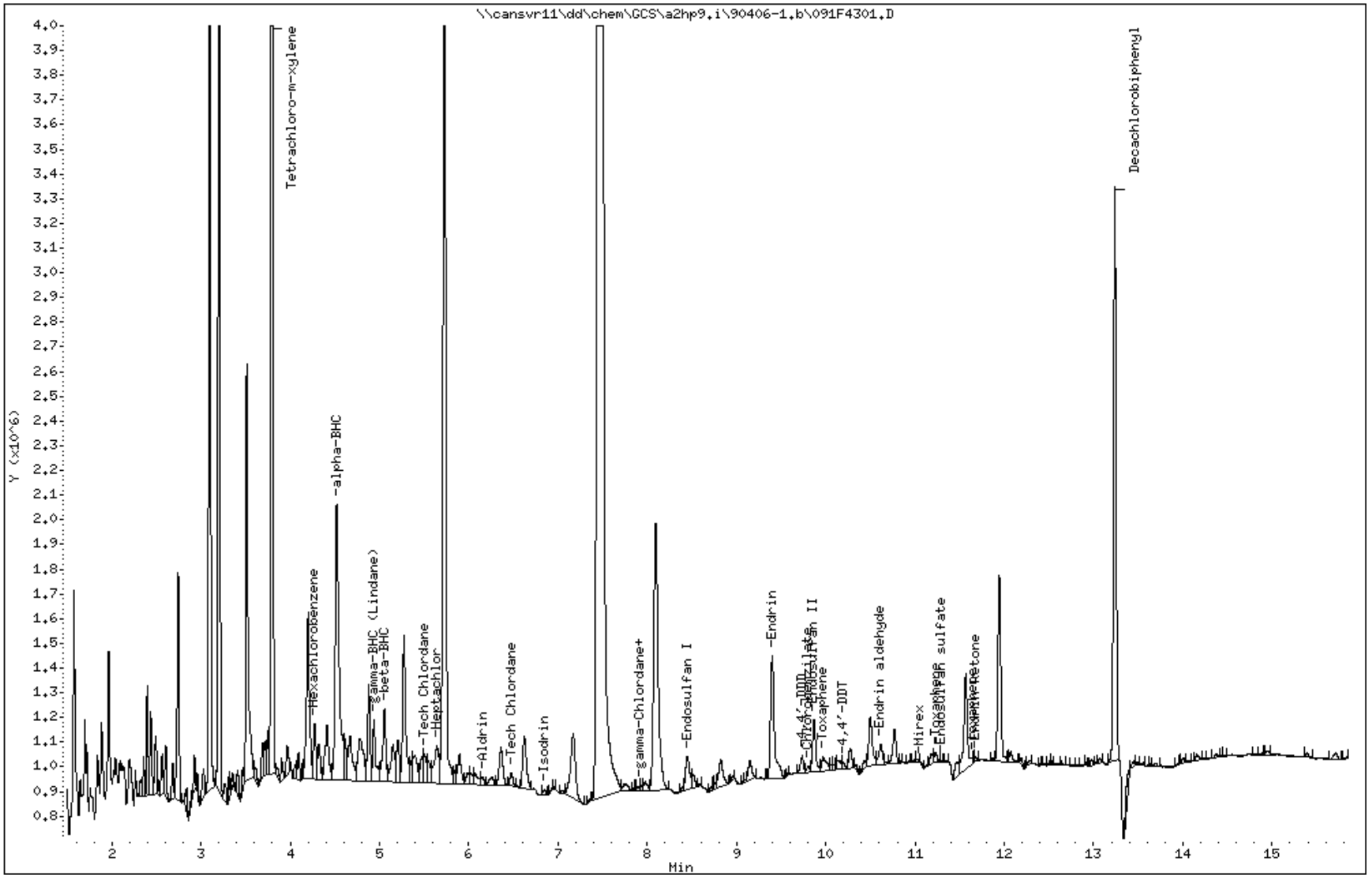

COMPOUNDS and EXP. RT REPORT

Operator: 093905 Date Acquired: 08-APR-2009 01:56
Data File: //cansvr11/dd/chem/GCS/a2hp9.i/90406-1.b/091F4301.D
Lab Sample ID: K9C7J1AD
Misc. Info:
Instrument: a2hp9.i
Method: \\cansvr11\dd\chem\GCS\a2hp9.i\90406-1.b\PEST9.m
Dilution Factor: 1

Compound	RT	Area	Amount	Conc
1) Tetrachloro-m-xylene	3.794	11644190	0.028	0.148 ug/L
2) Hexachlorobenzene	4.273	445065	0.000	0.003 ug/L
3) Diallate	NOT DETECTED	Expected RT = 4.357		
4) alpha-BHC	4.520	3358593	0.006	0.032 ug/L
5) gamma-BHC (Lindane)	4.937	550130	0.001	0.006 ug/L
6) beta-BHC	5.056	734701	0.004	0.019 ug/L
7) delta-BHC	NOT DETECTED	Expected RT = 5.309		
9) Tech Chlordane	5.502	332059	0.012	0.066 ug/L
8) Heptachlor	5.646	569217	0.001	0.006 ug/L
10) Aldrin	6.157	73181	0.000	0.001 ug/L
11) Isodrin	6.853	41443	0.000	0.001 ug/L
12) Heptachlor epoxide	NOT DETECTED	Expected RT = 7.601		
13) gamma-Chlordane	7.920	40067	0.000	0.000 ug/L
14) alpha-Chlordane	NOT DETECTED	Expected RT = 8.221		
15) Endosulfan I	8.449	429770	0.001	0.005 ug/L
16) 4,4'-DDE	NOT DETECTED	Expected RT = 8.552		
17) Dieldrin	NOT DETECTED	Expected RT = 8.991		
18) Endrin	9.398	1544993	0.004	0.020 ug/L
19) Kepone	NOT DETECTED	Expected RT = 9.475		
20) 4,4'-DDD	9.734	162920	0.001	0.003 ug/L
21) Chlorobenzilate	9.804	50747	0.002	0.012 ug/L
22) Endosulfan II	9.867	529666	0.001	0.007 ug/L
24) Toxaphene	9.973	216204	0.010	0.053 ug/L
23) 4,4'-DDT	10.192	50800	0.000	0.001 ug/L
25) Endrin aldehyde	10.616	238935	0.001	0.004 ug/L
26) Mirex	11.058	22103	0.000	0.000 ug/L
27) Methoxychlor	NOT DETECTED	Expected RT = 11.119		
28) Endosulfan sulfate	11.290	12491	0.000	0.000 ug/L
29) Endrin ketone	11.678	24232	0.000	0.000 ug/L
30) Decachlorobiphenyl	13.238	4695071	0.014	0.074 ug/L

Data File Name: 091F4301.D
Inj. Date and Time: 08-APR-2009 01:56
Instrument ID: a2hp9.i
Client ID: SCFww-003-0006-WW
Compound Name: Decachlorobiphenyl
CAS #: 2051-24-3
Report Date: 04/09/2009

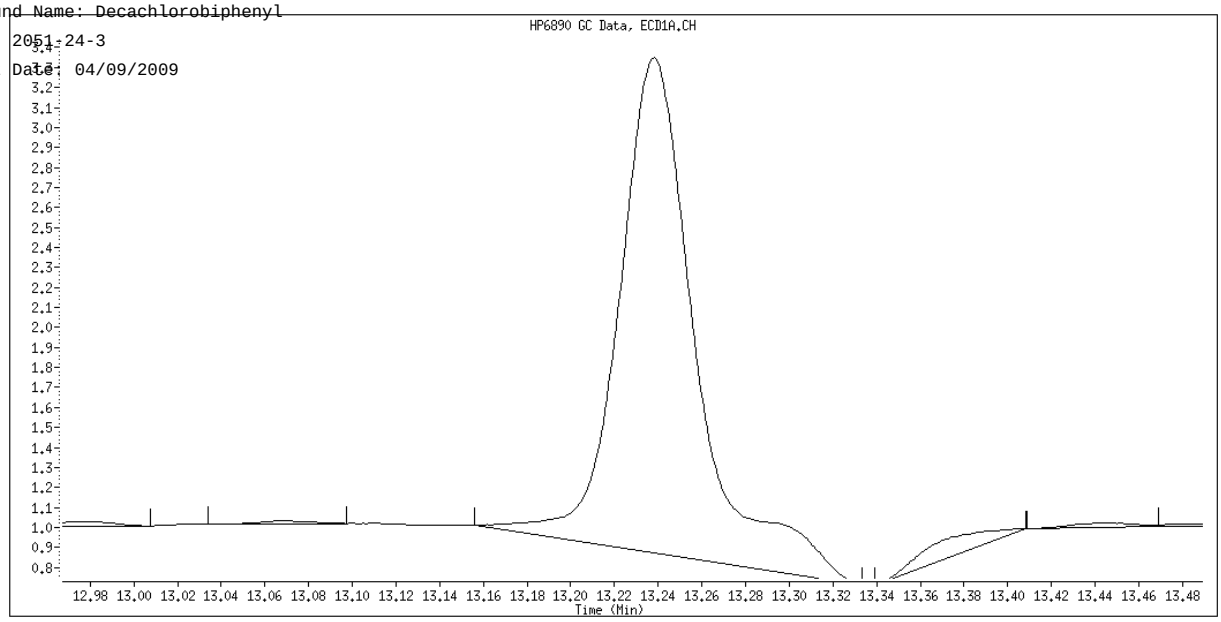

Original Integration

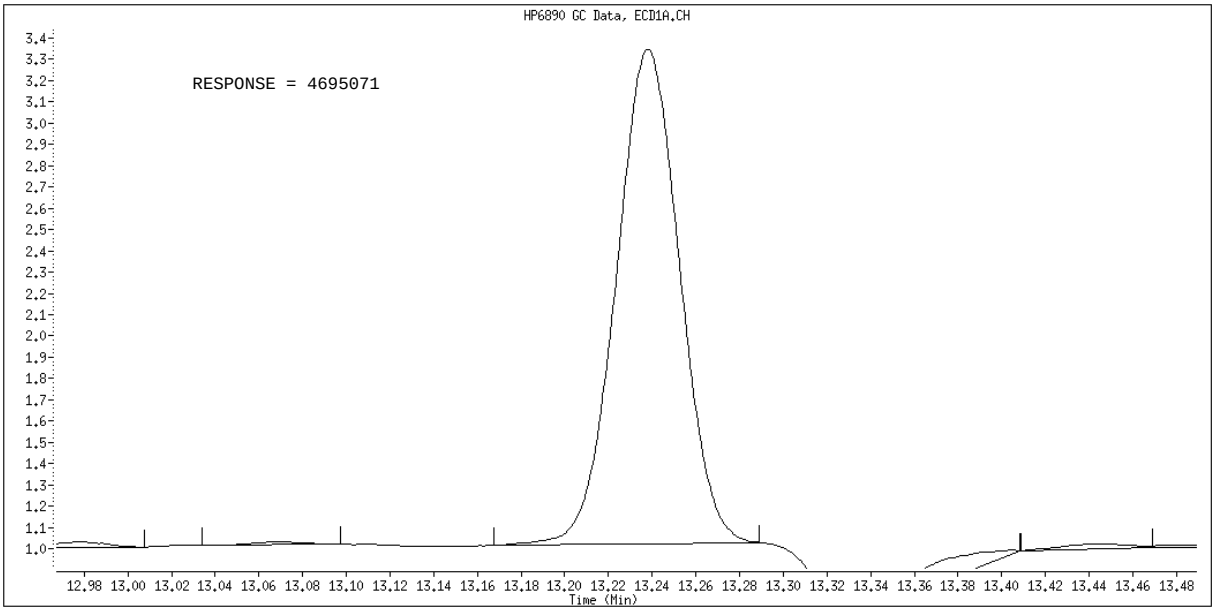

Manual Integration

Manually Integrated By: vandorenc
Manual Integration Reason: Baseline Event

TestAmerica North Canton

PESTICIDES 8081/608

Data file : \\cansvr11\dd\chem\GCS\a2hp9.i\90406-1.b\90406-1.b\091F4301.D
Lab Smp Id: K9C7J1AD Client Smp ID: SCFww-003-0006-WW
Inj Date : 08-APR-2009 01:56
Operator : 093905 Inst ID: a2hp9.i
Smp Info : K9C7J1AD
Misc Info :
Comment :
Method : \\cansvr11\dd\chem\GCS\a2hp9.i\90406-1.b\PEST9.m\PEST9r.m
Meth Date : 08-Apr-2009 06:29 vandorenc Quant Type: ESTD
Cal Date : 06-APR-2009 20:44 Cal File: 013F1301.D
Als bottle: 91
Dil Factor: 1.00000
Integrator: Falcon Compound Sublist: 19-pestap9.sub
Target Version: 4.14 Sample Matrix: WATER
Processing Host: CANPGCSV23

Concentration Formula: Amt * DF * Vt/Vo/Vi * CpndVariable

Name	Value	Description
DF	1.000	Dilution Factor
Vt	5000.000	Volume of final extract (uL)
Vo	940.000	Volume of sample extracted (mL)
Vi	1.000	Volume injected
Cpnd Variable		Local Compound Variable

				CONCENTRATIONS ON-COL	FINAL		
RT	EXP RT	DLT RT	RESPONSE	(ng)	(ug/L)	TARGET RANGE	RATIO
$ 1 Tetrachloro-m-xylene						CAS #: 877-09-8	
4.605	4.605	0.000	18049580	0.02928	0.1558		
2 Diallate						CAS #: 2303-16-4	

Peaks not detected for Quant. or Qual. signal(s).

3 Hexachlorobenzene						CAS #: 118-74-1	
5.347	5.353	-0.006	1255277	0.00140	0.007471		
Average of Peak Concentrations = 0.007471							
4 alpha-BHC						CAS #: 319-84-6	
5.622	5.637	-0.015	392496	5e-004	0.002512		
5 gamma-BHC (Lindane)						CAS #: 58-89-9	
6.362	6.382	-0.020	61605	8e-005	0.0004505		

```
    6 beta-BHC                                    CAS #: 319-85-7
6.618    6.611    0.007          609645 0.00540  0.02870
--------------------------------------------------------------------------------
```

RT	EXP RT	DLT RT	RESPONSE	CONCENTRATIONS ON-COL (ng)	FINAL (ug/L)	TARGET RANGE	RATIO
9 Tech Chlordane					CAS #: 57-74-9		
7.095	7.087	0.008	20458	0.00236	0.01253	0.00- 20.00	100.00
8.681	8.710	-0.029	1390872	0.13486	0.7173	0.00- 20.00	6798.67
0.000	9.931	-9.931	0	0.0000	0.0000	0.00- 20.00	0.00
10.194	10.209	-0.015	36788	0.00156	0.008290	0.00- 20.00	179.82
		Average of Peak Concentrations =		0.2460			
7 delta-BHC					CAS #: 319-86-8		
Peaks not detected for Quant. or Qual. signal(s).							
8 Heptachlor					CAS #: 76-44-8		
Peaks not detected for Quant. or Qual. signal(s).							
10 Aldrin					CAS #: 309-00-2		
8.316	8.286	0.030	112841	2e-004	0.0008114		
11 Isodrin					CAS #: 465-73-6		
Peaks not detected for Quant. or Qual. signal(s).							
12 Heptachlor epoxide					CAS #: 1024-57-3		
9.559	9.567	-0.008	874317	0.00145	0.007695		
13 gamma-Chlordane					CAS #: 5103-74-2		
Peaks not detected for Quant. or Qual. signal(s).							
14 alpha-Chlordane					CAS #: 5103-71-9		
10.194	10.211	-0.017	26875	5e-005	0.0002404		
15 Endosulfan I					CAS #: 959-98-8		
10.266	10.281	-0.015	113668	5.e-004	0.002684		
16 4,4'-DDE					CAS #: 72-55-9		
Peaks not detected for Quant. or Qual. signal(s).							
17 Dieldrin					CAS #: 60-57-1		
10.780	10.769	0.011	699462	0.00269	0.01432		
19 Chlorobenzilate					CAS #: 510-15-6		
11.361	11.365	-0.004	59588	0.00648	0.03447		
20 Kepone					CAS #: 143-50-0		

```
11.439  11.425    0.014           91496 0.09174   0.4880
-------------------------------------------------------------------------------
   18 Endrin                                      CAS #: 72-20-8
11.252  11.264   -0.012           55284  2e-004  0.001302
-------------------------------------------------------------------------------
   21 4,4'-DDD                                    CAS #: 72-54-8
11.555  11.543    0.012          779253 0.00205  0.01090
-------------------------------------------------------------------------------
```

RT	EXP RT	DLT RT	RESPONSE	CONCENTRATIONS ON-COL (ng)	FINAL (ug/L)	TARGET RANGE	RATIO

22 Endosulfan II CAS #: 33213-65-9

Peaks not detected for Quant. or Qual. signal(s).

---

23 Toxaphene CAS #: 8001-35-2

11.729	11.754	-0.025	47549	0.00517	0.02750	80.00- 120.00	100.00
11.864	11.868	-0.004	232225	0.05362	0.2852	114.04- 154.04	488.39
12.182	12.159	0.023	90936	0.00953	0.05070	115.64- 155.64	191.25
12.918	12.897	0.021	12822	0.00172	0.009124	52.78- 92.78	26.97
0.000	13.264	-13.264	0	0.0000	0.0000	69.36- 109.36	0.00

Average of Peak Concentrations = 0.09314

---

24 4,4'-DDT CAS #: 50-29-3

11.994	12.017	-0.023	287357	7e-004	0.003940

---

25 Endrin aldehyde CAS #: 7421-93-4

Peaks not detected for Quant. or Qual. signal(s).

---

26 Endosulfan sulfate CAS #: 1031-07-8

12.563	12.561	0.002	12467	6e-005	0.0003406

---

28 Mirex CAS #: 2385-85-5

12.918	12.924	-0.006	12822

---

27 Methoxychlor CAS #: 72-43-5

13.049	13.049	0.000	677244	0.00801	0.04258

---

29 Endrin ketone CAS #: 53494-70-5

13.296	13.307	-0.011	137288	6e-004	0.003410

$ 30 Decachlorobiphenyl CAS #: 2051-24-3

15.065	15.065	0.000	1946484	0.01377	0.07325

Data File: \\cansvr11\dd\chem\GCS\a2hp9.i\90406-1.b\90406-1.b\091F4301.D

Page 1

Date : 08-APR-2009 01:56

Client ID: SCFww-003-0006-WW

Instrument: a2hp9.i

Sample Info: K9C7J1AD

Volume Injected (uL): 1.0

Operator: 093905

Column phase: clp pesticides II

Column diameter: 0.53

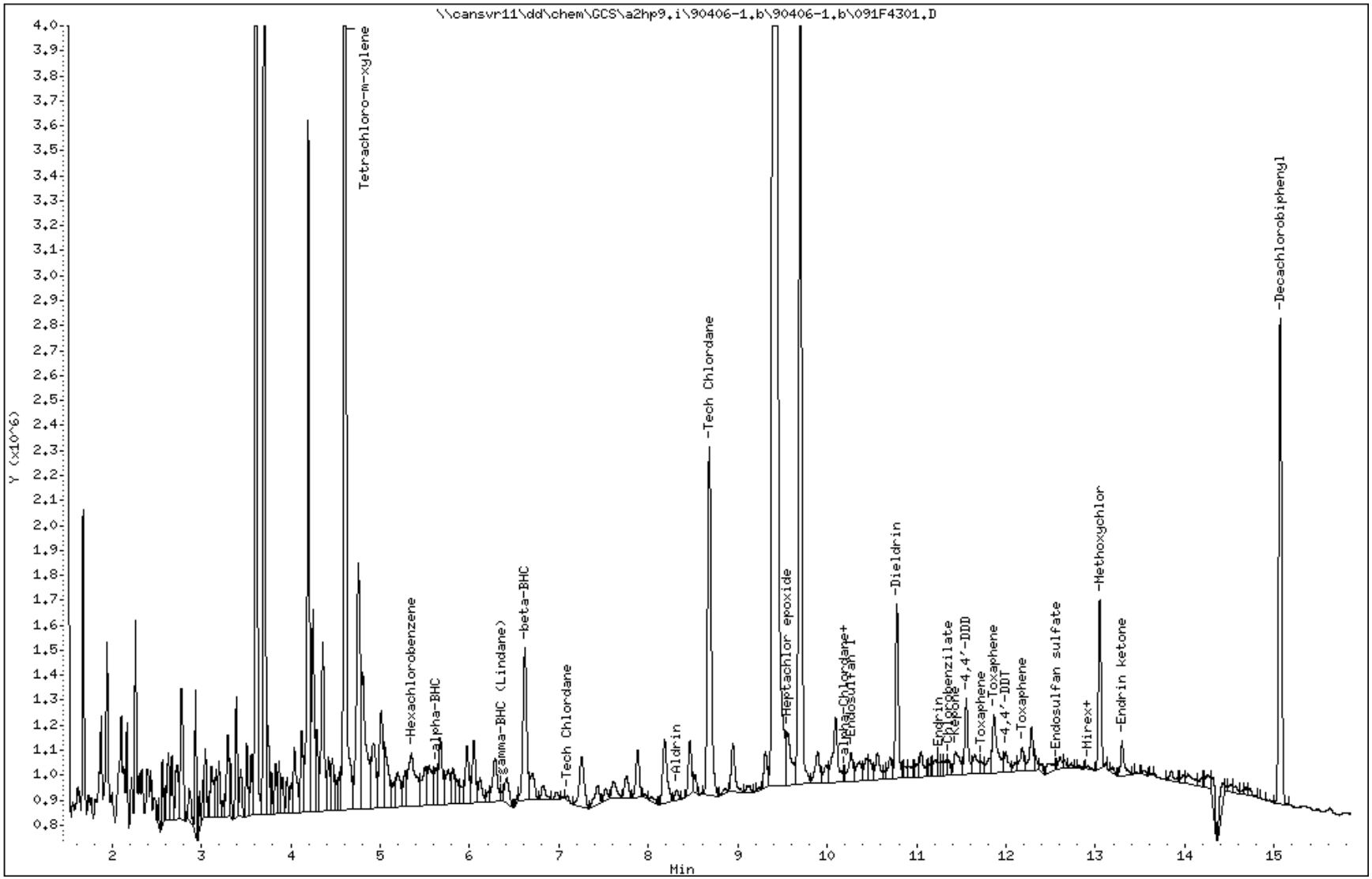

COMPOUNDS and EXP. RT REPORT

Operator: 093905 Date Acquired: 08-APR-2009 01:56
Data File: //cansvr11/dd/chem/GCS/a2hp9.i/90406-1.b/90406-1.b/091F4301.D
Lab Sample ID: K9C7J1AD
Misc. Info:
Instrument: a2hp9.i
Method: \\cansvr11\dd\chem\GCS\a2hp9.i\90406-1.b\PEST9.m\PEST9r.m
Dilution Factor: 1

Compound	RT	Area	Amount	Conc
1) Tetrachloro-m-xylene	4.606	18049580	0.029	0.156 ug/L
2) Diallate	NOT DETECTED	Expected RT = 5.276		
3) Hexachlorobenzene	5.347	1255277	0.001	0.007 ug/L
4) alpha-BHC	5.622	392496	0.000	0.003 ug/L
5) gamma-BHC (Lindane)	6.362	61605	0.000	0.000 ug/L
6) beta-BHC	6.618	1813774	0.005	0.029 ug/L
9) Tech Chlordane	7.096	45454	0.002	0.013 ug/L
7) delta-BHC	NOT DETECTED	Expected RT = 7.369		
8) Heptachlor	NOT DETECTED	Expected RT = 7.488		
10) Aldrin	8.317	112841	0.000	0.001 ug/L
11) Isodrin	NOT DETECTED	Expected RT = 9.158		
12) Heptachlor epoxide	9.560	874317	0.001	0.008 ug/L
13) gamma-Chlordane	NOT DETECTED	Expected RT = 9.933		
14) alpha-Chlordane	10.195	26875	0.000	0.000 ug/L
15) Endosulfan I	10.267	410605	0.001	0.003 ug/L
16) 4,4'-DDE	NOT DETECTED	Expected RT = 10.594		
17) Dieldrin	10.781	1598390	0.003	0.014 ug/L
18) Endrin	11.252	130088	0.000	0.001 ug/L
19) Chlorobenzilate	11.362	122271	0.006	0.034 ug/L
20) Kepone	11.439	423919	0.092	0.488 ug/L
21) 4,4'-DDD	11.556	779253	0.002	0.011 ug/L
22) Endosulfan II	NOT DETECTED	Expected RT = 11.615		
23) Toxaphene	11.729	134452	0.005	0.028 ug/L
24) 4,4'-DDT	11.995	287357	0.001	0.004 ug/L
25) Endrin aldehyde	NOT DETECTED	Expected RT = 12.151		
26) Endosulfan sulfate	12.563	8904	0.000	0.000 ug/L
28) Mirex	12.918	30655	0.000	0.000 ug/L
27) Methoxychlor	13.049	1424833	0.008	0.043 ug/L
29) Endrin ketone	13.297	379976	0.001	0.003 ug/L
30) Decachlorobiphenyl	15.066	4405851	0.014	0.073 ug/L

Science Applications International Corp

Client Sample ID: SCFww-003-0006-WW

TCLP GC Semivolatiles

Lot-Sample #...: A9C310174-004 **Work Order #...:** K9C7J1CP **Matrix.....:** WG
Date Sampled...: 03/27/09 19:20 **Date Received..:** 03/28/09
Leach Date.....: 04/01/09 **Prep Date.....:** 04/02/09 **Analysis Date..:** 04/07/09
Leach Batch #..: P909110 **Prep Batch #...:** 9092033
Dilution Factor: 1 **Initial Wgt/Vol:** 250 mL **Final Wgt/Vol..:** 3 mL
Method.....: SW846 8081A

PARAMETER	RESULT	REPORTING LIMIT	UNITS
Chlordane (technical)	ND	0.0050	mg/L
Endrin	ND	0.00050	mg/L
Heptachlor	ND	0.00050	mg/L
Heptachlor epoxide	ND	0.00050	mg/L
Lindane	ND	0.00050	mg/L
Methoxychlor	ND	0.0010	mg/L
Toxaphene	ND	0.020	mg/L

SURROGATE	PERCENT RECOVERY	RECOVERY LIMITS
Decachlorobiphenyl	45	(31 - 115)
Tetrachloro-m-xylene	59	(47 - 110)

NOTE(S):

Analysis performed in accordance with USEPA Toxicity Characteristic Leaching Procedure Method 1311

TestAmerica North Canton

PESTICIDES 8081/608

Data file : \\cansvr11\dd\chem\GCS\a2hp9.i\90406-1.b\084F3601.D
Lab Smp Id: K9C7J1CP Client Smp ID: SCFww-003-0006-WW
Inj Date : 07-APR-2009 23:19
Operator : 093905 Inst ID: a2hp9.i
Smp Info : K9C7J1CP
Misc Info : 14-TCLP.SUB
Comment   :
Method   : \\cansvr11\dd\chem\GCS\a2hp9.i\90406-1.b\PEST9.m
Meth Date : 08-Apr-2009 10:00 vandorenc Quant Type: ESTD
Cal Date : 06-APR-2009 20:44 Cal File: 013F1301.D
Als bottle: 84
Dil Factor: 1.00000
Integrator: Falcon Compound Sublist: 14-TCLP.SUB
Target Version: 4.14 Sample Matrix: WATER
Processing Host: CANPGCSV23

Concentration Formula: Amt * DF * Vt*Vi/Vo * CpndVariable

Name	Value	Description
DF	1.000	Dilution Factor
Vt	3.000	Volume of final extract (mL)
Vo	250.000	Volume of sample extracted (mL)
Vi	1.000	Volume injected (uL)
Cpnd Variable		Local Compound Variable

RT	EXP RT	DLT RT	RESPONSE	CONCENTRATIONS ON-COL (ng)	CONCENTRATIONS FINAL (mg/L)	TARGET RANGE	RATIO
$ 1 Tetrachloro-m-xylene						CAS #: 877-09-8	
3.794	3.793	0.001	16206551	0.03862	0.1159		
5 gamma-BHC (Lindane)						CAS #: 58-89-9	
4.939	4.915	0.024	119229	2e-004	0.000002826		
8 Heptachlor						CAS #: 76-44-8	
5.656	5.635	0.021	361149	8e-004	0.000009204		
9 Tech Chlordane						CAS #: 57-74-9	

Operator disabled compound identification.

12 Heptachlor epoxide						CAS #: 1024-57-3	

Peaks not detected for Quant. or Qual. signal(s).

```
   18 Endrin                                      CAS #: 72-20-8
9.401    9.416   -0.015          775761 0.00190  0.00002277
-------------------------------------------------------------------------------
```

RT	EXP RT	DLT RT	RESPONSE	CONCENTRATIONS ON-COL (ng)	FINAL (mg/L)	TARGET RANGE	RATIO
24 Toxaphene					CAS #: 8001-35-2		
9.971	9.959	0.012	36042	0.00660	0.00007914	80.00- 120.00	100.00
0.000	10.389	-10.389	0	0.0000	0.0000	114.04- 154.04	0.00
11.073	11.099	-0.026	24013	0.00345	0.00004141	115.64- 155.64	66.63
11.229	11.244	-0.015	36141	0.00583	0.00006998	52.78- 92.78	100.27
11.670	11.651	0.019	4603	0.00123	0.00001478	69.36- 109.36	12.77
Average of Peak Concentrations = 0.00005133							
23 4,4'-DDT					CAS #: 50-29-3		

Peaks not detected for Quant. or Qual. signal(s).

27 Methoxychlor					CAS #: 72-43-5		

Peaks not detected for Quant. or Qual. signal(s).

$ 30 Decachlorobiphenyl					CAS #: 2051-24-3		
13.237	13.238	-0.001	10407060	0.03103	0.09309		

Data File: \\cansvr11\dd\chem\GCS\a2hp9.i\90406-1.b\084F3601.D

Page 1

Date : 07-APR-2009 23:19

Client ID: SCFww-003-0006-WW

Instrument: a2hp9.i

Sample Info: K9C7J1CP

Volume Injected (uL): 1.0

Operator: 093905

Column phase: clp pesticides I

Column diameter: 0.53

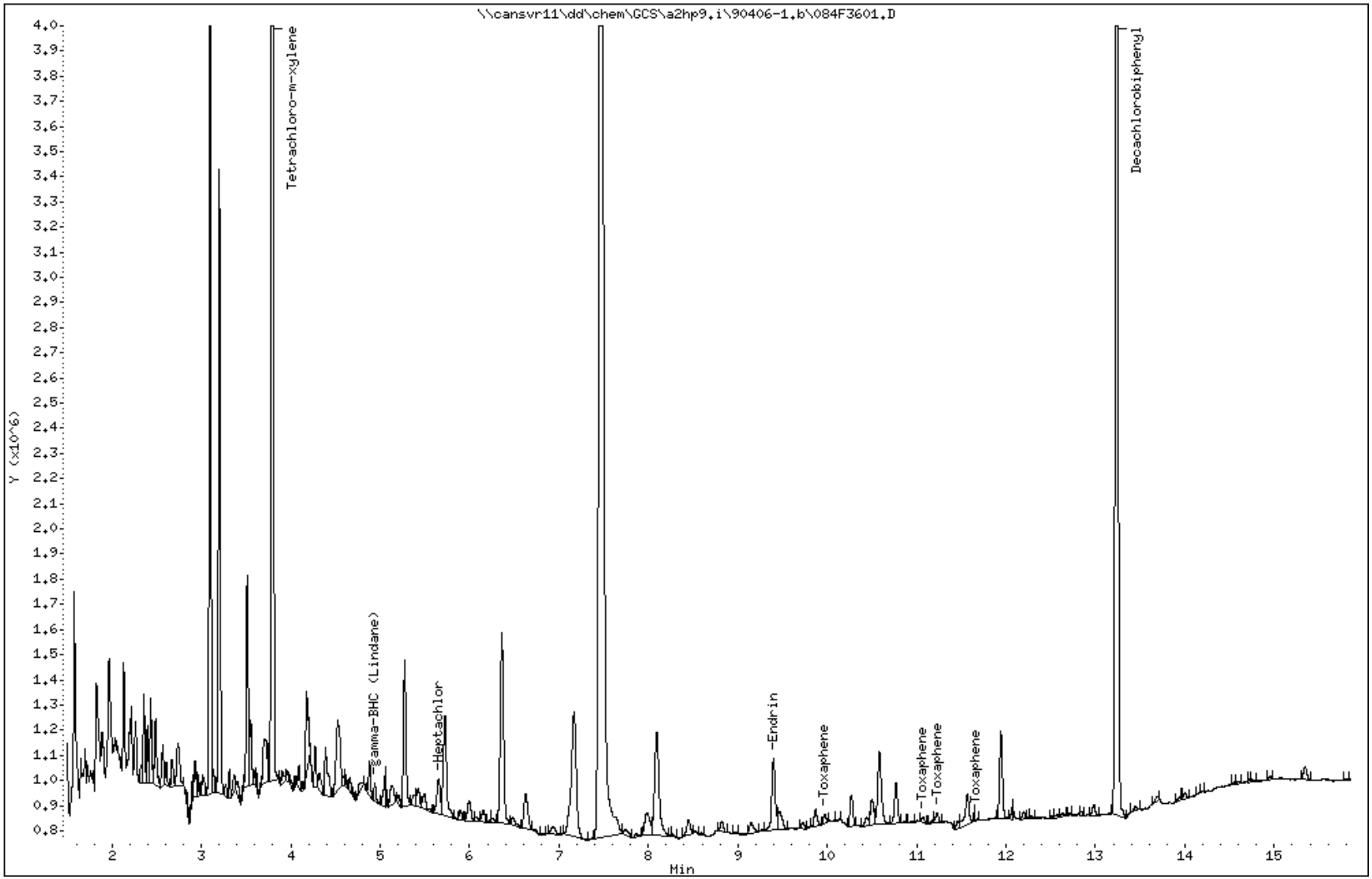

COMPOUNDS and EXP. RT REPORT

Operator: 093905 Date Acquired: 07-APR-2009 23:19
Data File: //cansvr11/dd/chem/GCS/a2hp9.i/90406-1.b/084F3601.D
Lab Sample ID: K9C7J1CP
Misc. Info: 14-TCLP.SUB
Instrument: a2hp9.i
Method: \\cansvr11\dd\chem\GCS\a2hp9.i\90406-1.b\PEST9.m
Dilution Factor: 1

Compound	RT	Area	Amount	Conc
1) Tetrachloro-m-xylene	3.794	16206551	0.039	0.116 mg/L
5) gamma-BHC (Lindane)	4.939	119229	0.000	0.000 mg/L
9) Tech Chlordane	NOT DETECTED	Expected RT = 5.502		
8) Heptachlor	5.657	361149	0.001	0.000 mg/L
12) Heptachlor epoxide	NOT DETECTED	Expected RT = 7.601		
18) Endrin	9.402	775761	0.002	0.000 mg/L
24) Toxaphene	9.972	76402	0.007	0.000 mg/L
23) 4,4'-DDT	NOT DETECTED	Expected RT = 10.221		
27) Methoxychlor	NOT DETECTED	Expected RT = 11.119		
30) Decachlorobiphenyl	13.237	10407060	0.031	0.093 mg/L

TestAmerica North Canton

PESTICIDES 8081/608

Data file : \\cansvr11\dd\chem\GCS\a2hp9.i\90406-1.b\90406-1.b\084F3601.D
Lab Smp Id: K9C7J1CP Client Smp ID: SCFww-003-0006-WW
Inj Date : 07-APR-2009 23:19
Operator : 093905 Inst ID: a2hp9.i
Smp Info : K9C7J1CP
Misc Info : 14-TCLP.SUB
Comment :
Method : \\cansvr11\dd\chem\GCS\a2hp9.i\90406-1.b\PEST9.m\PEST9r.m
Meth Date : 08-Apr-2009 06:29 vandorenc Quant Type: ESTD
Cal Date : 06-APR-2009 20:44 Cal File: 013F1301.D
Als bottle: 84
Dil Factor: 1.00000
Integrator: Falcon Compound Sublist: 14-TCLP.SUB
Target Version: 4.14 Sample Matrix: WATER
Processing Host: CANPGCSV23

Concentration Formula: Amt * DF * Vt*Vi/Vo * CpndVariable

Name	Value	Description
DF	1.000	Dilution Factor
Vt	3.000	Volume of final extract (mL)
Vo	250.000	Volume of sample extracted (mL)
Vi	1.000	Volume injected (uL)
Cpnd Variable		Local Compound Variable

				CONCENTRATIONS ON-COL	FINAL		
RT	EXP RT	DLT RT	RESPONSE	(ng)	(mg/L)	TARGET RANGE	RATIO
$ 1 Tetrachloro-m-xylene						CAS #: 877-09-8	
4.605	4.605	0.000	24111371	0.03912	0.1173		
5 gamma-BHC (Lindane)						CAS #: 58-89-9	
6.367	6.382	-0.015	34115	5e-005	0.0000005628		
9 Tech Chlordane						CAS #: 57-74-9	

Peaks not detected for Quant. or Qual. signal(s).

12 Heptachlor epoxide						CAS #: 1024-57-3	
9.551	9.567	-0.016	156206	3e-004	0.000003101		
18 Endrin						CAS #: 72-20-8	

Peaks not detected for Quant. or Qual. signal(s).

```
--------------------------------------------------------------------------------
   23 Toxaphene                                    CAS #: 8001-35-2
0.000   11.754  -11.754              0  0.0000   0.0000  80.00- 120.00     0.00
11.866  11.868   -0.002          92826 0.02143  0.0002572 114.04- 154.04     0.00
```

RT	EXP RT	DLT RT	RESPONSE	CONCENTRATIONS ON-COL (ng)	CONCENTRATIONS FINAL (mg/L)	TARGET RANGE	RATIO
23 Toxaphene (continued)							
12.180	12.159	0.021	46320	0.00486	0.00005826	115.64- 155.64	0.00
12.901	12.897	0.004	13945	0.00187	0.00002238	52.78- 92.78	0.00
13.263	13.264	-0.001	12044	0.00327	0.00003928	69.36- 109.36	0.00

Average of Peak Concentrations = 0.00009428

---

8 Heptachlor CAS #: 76-44-8

Peaks not detected for Quant. or Qual. signal(s).

---

27 Methoxychlor CAS #: 72-43-5

13.047	13.049	-0.002	314907	0.00372	0.00004467	

$ 30 Decachlorobiphenyl CAS #: 2051-24-3

15.064	15.065	-0.001	4229798	0.02993	0.08978	

Data File: \\cansvr11\dd\chem\GCS\a2hp9.i\90406-1.b\90406-1.b\084F3601.D Page 1
Date : 07-APR-2009 23:19
Client ID: SCFww-003-0006-WW Instrument: a2hp9.i
Sample Info: K9C7J1CP
Volume Injected (uL): 1.0 Operator: 093905
Column phase: clp pesticides II Column diameter: 0.53

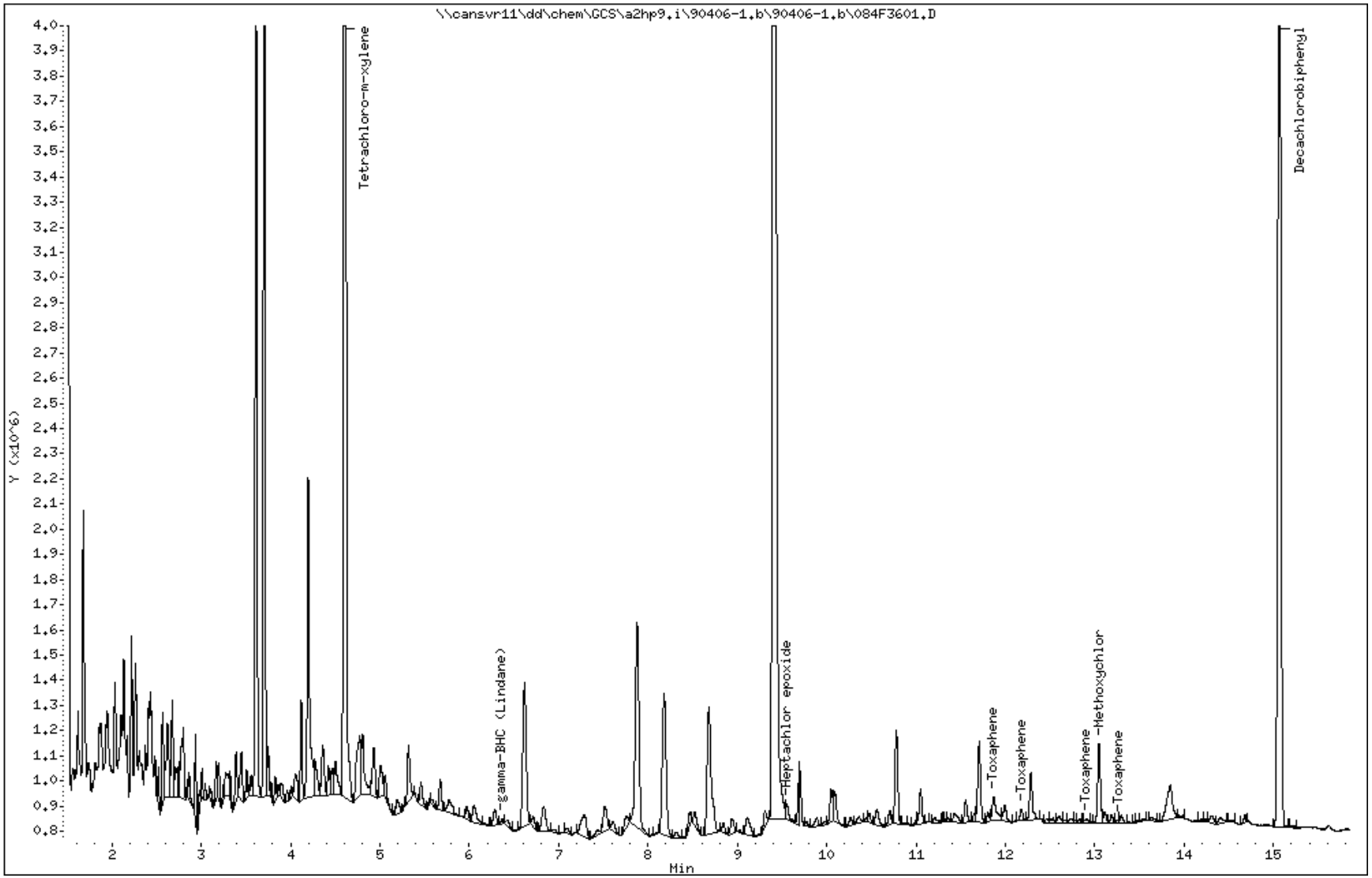

COMPOUNDS and EXP. RT REPORT

Operator: 093905 Date Acquired: 07-APR-2009 23:19
Data File: //cansvr11/dd/chem/GCS/a2hp9.i/90406-1.b/90406-1.b/084F3601.D
Lab Sample ID: K9C7J1CP
Misc. Info: 14-TCLP.SUB
Instrument: a2hp9.i
Method: \\cansvr11\dd\chem\GCS\a2hp9.i\90406-1.b\PEST9.m\PEST9r.m
Dilution Factor: 1

Compound	RT	Area	Amount	Conc
23) Toxaphene	0.000	0	0.000	0.000 mg/L
1) Tetrachloro-m-xylene	4.606	24111371	0.039	0.117 mg/L
5) gamma-BHC (Lindane)	6.367	34115	0.000	0.000 mg/L
9) Tech Chlordane	NOT DETECTED	Expected RT = 7.087		
8) Heptachlor	NOT DETECTED	Expected RT = 7.488		
12) Heptachlor epoxide	9.552	156206	0.000	0.000 mg/L
18) Endrin	NOT DETECTED	Expected RT = 11.264		
27) Methoxychlor	13.047	674909	0.004	0.000 mg/L
30) Decachlorobiphenyl	15.065	9620698	0.030	0.090 mg/L

Science Applications International Corp

Client Sample ID: SCFww-003-0006-WW

GC Semivolatiles

Lot-Sample #...: A9C310174-004 **Work Order #...:** K9C7J2AD **Matrix.....:** WG
Date Sampled...: 03/27/09 19:20 **Date Received..:** 03/28/09
Prep Date.....: 04/10/09 **Analysis Date..:** 04/15/09
Prep Batch #...: 9100250
Dilution Factor: 1 **Initial Wgt/Vol:** 800 mL **Final Wgt/Vol..:** 5 mL
Method.....: SW846 8081A

PARAMETER	RESULT	REPORTING LIMIT	UNITS
alpha-BHC	ND	0.050	ug/L
beta-BHC	ND	0.050	ug/L
delta-BHC	ND	0.050	ug/L
gamma-BHC (Lindane)	ND	0.050	ug/L
Heptachlor	ND	0.050	ug/L
Aldrin	ND	0.050	ug/L
Heptachlor epoxide	ND	0.050	ug/L
Endosulfan I	ND	0.050	ug/L
Dieldrin	ND	0.050	ug/L
4,4'-DDE	ND	0.050	ug/L
Endrin	ND	0.050	ug/L
Endosulfan II	ND	0.050	ug/L
4,4'-DDD	ND	0.050	ug/L
Endosulfan sulfate	ND	0.050	ug/L
4,4'-DDT	ND	0.050	ug/L
Methoxychlor	ND	0.10	ug/L
Endrin ketone	ND	0.050	ug/L
Endrin aldehyde	ND	0.050	ug/L
alpha-Chlordane	ND	0.050	ug/L
gamma-Chlordane	ND	0.050	ug/L
Toxaphene	ND	2.0	ug/L

SURROGATE	PERCENT RECOVERY	RECOVERY LIMITS
Tetrachloro-m-xylene	69	(50 - 150)
Decachlorobiphenyl	87	(50 - 150)

TestAmerica North Canton

PESTICIDES 8081/608

Data file : \\cansvr11\dd\chem\GCS\a2hp9.i\90415-1.b\019F1901.D
Lab Smp Id: K9C7J2AD Client Smp ID: SCFww-003-0006-WW
Inj Date : 15-APR-2009 17:35
Operator : 093905 Inst ID: a2hp9.i
Smp Info : K9C7J2AD
Misc Info :
Comment   :
Method   : \\cansvr11\dd\chem\GCS\a2hp9.i\90415-1.b\PEST9.m
Meth Date : 16-Apr-2009 09:08 vandorenc Quant Type: ESTD
Cal Date : 06-APR-2009 20:44 Cal File: 013F1301.D
Als bottle: 19
Dil Factor: 1.00000
Integrator: Falcon Compound Sublist: 19-pestap9.sub
Target Version: 4.14 Sample Matrix: WATER

Concentration Formula: Amt * DF * Vt/Vo/Vi * CpndVariable

Name	Value	Description
DF	1.000	Dilution Factor
Vt	5000.000	Volume of final extract (uL)
Vo	800.000	Volume of sample extracted (mL)
Vi	1.000	Volume injected
Cpnd Variable		Local Compound Variable

RT	EXP RT	DLT RT	RESPONSE	CONCENTRATIONS ON-COL (ng)	FINAL (ug/L)	TARGET RANGE	RATIO
$ 1 Tetrachloro-m-xylene						CAS #: 877-09-8	
3.792	3.792	0.000	11551396	0.02765	0.1728		
2 Hexachlorobenzene						CAS #: 118-74-1	
4.276	4.273	0.003	92742	2.e-004	0.001278		
Average of Peak Concentrations = 0.001278							
3 Diallate						CAS #: 2303-16-4	
4.319	4.327	-0.008	138253	0.01978	0.1236	0.00- 20.00	100.00
4.523	4.546	-0.023	487879	0.41801	2.612	0.00- 20.00	352.89
Average of Peak Concentrations = 1.368							
4 alpha-BHC						CAS #: 319-84-6	
4.523	4.493	0.030	1380046	0.00199	0.01242		
5 gamma-BHC (Lindane)						CAS #: 58-89-9	
4.936	4.913	0.023	327686	5e-004	0.003215		
6 beta-BHC						CAS #: 319-85-7	

```
5.052    5.060   -0.008          412937 0.00163  0.01020
--------------------------------------------------------------------------------
```

RT	EXP RT	DLT RT	RESPONSE	CONCENTRATIONS ON-COL (ng)	FINAL (ug/L)	TARGET RANGE	RATIO
7 delta-BHC					CAS #: 319-86-8		
Peaks not detected for Quant. or Qual. signal(s).							
8 Heptachlor					CAS #: 76-44-8		
5.637	5.632	0.005	165662	3e-004	0.001795		
9 Tech Chlordane					CAS #: 57-74-9		
5.497	5.497	0.000	83808	0.00766	0.04787	0.00- 20.00	100.00
6.466	6.494	-0.028	34919	0.00373	0.02333	0.00- 20.00	41.67
0.000	7.898	-7.898	0	0.0000	0.0000	0.00- 20.00	0.00
0.000	8.209	-8.209	0	0.0000	0.0000	0.00- 20.00	0.00
Average of Peak Concentrations =					0.03560		
10 Aldrin					CAS #: 309-00-2		
6.145	6.160	-0.015	73576	0.00012	0.0007521		
11 Isodrin					CAS #: 465-73-6		
6.837	6.843	-0.006	6236	4e-005	0.0002686		
12 Heptachlor epoxide					CAS #: 1024-57-3		
Peaks not detected for Quant. or Qual. signal(s).							
13 gamma-Chlordane					CAS #: 5103-74-2		
Peaks not detected for Quant. or Qual. signal(s).							
14 alpha-Chlordane					CAS #: 5103-71-9		
Peaks not detected for Quant. or Qual. signal(s).							
15 Endosulfan I					CAS #: 959-98-8		
Peaks not detected for Quant. or Qual. signal(s).							
16 4,4'-DDE					CAS #: 72-55-9		
8.577	8.549	0.028	129731	2e-004	0.001538		
17 Dieldrin					CAS #: 60-57-1		
8.974	8.986	-0.012	11845	2e-005	0.0001399		
18 Endrin					CAS #: 72-20-8		
9.392	9.412	-0.020	1007917	0.00211	0.01318		
19 Kepone					CAS #: 143-50-0		

```
9.479    9.475    0.004           14595 0.12138   0.7586
-------------------------------------------------------------------------------
   20 4,4'-DDD                                    CAS #: 72-54-8
9.723    9.728   -0.005          158495  4e-004  0.002671
-------------------------------------------------------------------------------
   21 Chlorobenzilate                             CAS #: 510-15-6
9.790    9.817   -0.027           48402 0.00220  0.01374
-------------------------------------------------------------------------------
```

RT	EXP RT	DLT RT	RESPONSE	CONCENTRATIONS ON-COL (ng)	FINAL (ug/L)	TARGET RANGE	RATIO
22 Endosulfan II					CAS #: 33213-65-9		
9.859	9.833	0.026	761483	0.00168	0.01048		
24 Toxaphene					CAS #: 8001-35-2		

Operator disabled compound identification.

23 4,4'-DDT					CAS #: 50-29-3		
10.190	10.217	-0.027	806746	0.00263	0.01641		
25 Endrin aldehyde					CAS #: 7421-93-4		
10.583	10.585	-0.002	81001	2e-004	0.001542		
26 Mirex					CAS #: 2385-85-5		

Peaks not detected for Quant. or Qual. signal(s).

27 Methoxychlor					CAS #: 72-43-5		

Peaks not detected for Quant. or Qual. signal(s).

28 Endosulfan sulfate					CAS #: 1031-07-8		

Peaks not detected for Quant. or Qual. signal(s).

29 Endrin ketone					CAS #: 53494-70-5		

Peaks not detected for Quant. or Qual. signal(s).

$ 30 Decachlorobiphenyl					CAS #: 2051-24-3		
13.231	13.234	-0.003	11291258	0.03492	0.2182		(M)

QC Flag Legend

M - Compound response manually integrated.

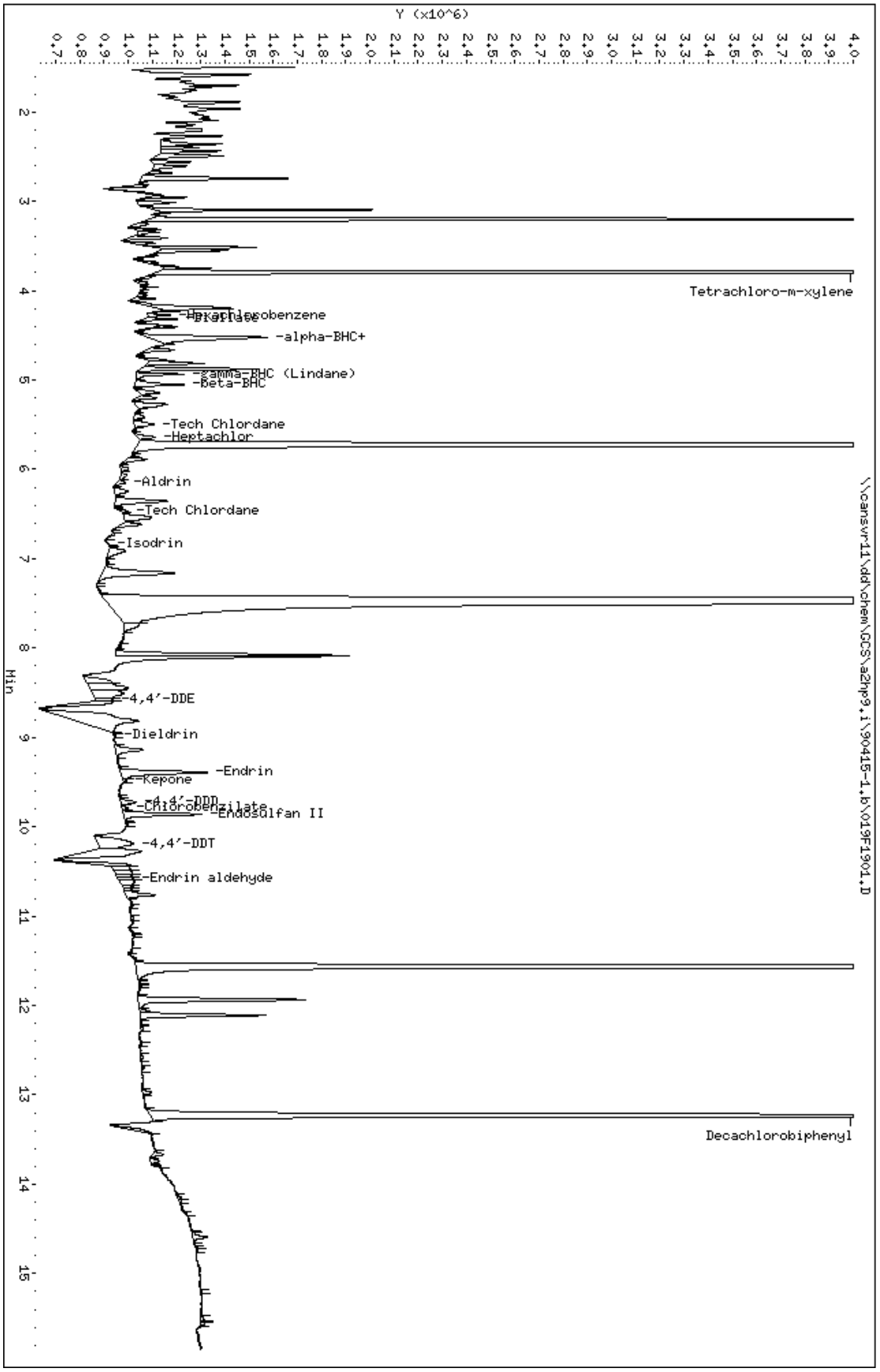

Data File: \\cansvr11\dd\chem\GCS\a2hp9.i\90415-1.b\019F1901.D
Date : 15-APR-2009 17:35
Client ID: SCFww-003-0006-HW
Sample Info: K9C7J2AD
Volume Injected (uL): 1.0
Column phase: clp pesticides I

Instrument: a2hp9.i
Operator: 093905
Column diameter: 0.53

COMPOUNDS and EXP. RT REPORT

Operator: 093905 Date Acquired: 15-APR-2009 17:35
Data File: //cansvr11/dd/chem/GCS/a2hp9.i/90415-1.b/019F1901.D
Lab Sample ID: K9C7J2AD
Misc. Info:
Instrument: a2hp9.i
Method: \\cansvr11\dd\chem\GCS\a2hp9.i\90415-1.b\PEST9.m
Dilution Factor: 1

Compound	RT	Area	Amount	Conc
1) Tetrachloro-m-xylene	3.793	11551396	0.028	0.173 ug/L
2) Hexachlorobenzene	4.276	133661	0.000	0.001 ug/L
3) Diallate	4.320	202125	0.020	0.124 ug/L
4) alpha-BHC	4.524	1380046	0.002	0.012 ug/L
5) gamma-BHC (Lindane)	4.936	327686	0.001	0.003 ug/L
6) beta-BHC	5.052	412937	0.002	0.010 ug/L
7) delta-BHC	NOT DETECTED	Expected RT = 5.308		
9) Tech Chlordane	5.498	221472	0.008	0.048 ug/L
8) Heptachlor	5.638	165662	0.000	0.002 ug/L
10) Aldrin	6.145	73576	0.000	0.001 ug/L
11) Isodrin	6.837	11143	0.000	0.000 ug/L
12) Heptachlor epoxide	NOT DETECTED	Expected RT = 7.596		
13) gamma-Chlordane	NOT DETECTED	Expected RT = 7.903		
14) alpha-Chlordane	NOT DETECTED	Expected RT = 8.219		
15) Endosulfan I	NOT DETECTED	Expected RT = 8.475		
16) 4,4'-DDE	8.578	129731	0.000	0.002 ug/L
17) Dieldrin	8.975	11845	0.000	0.000 ug/L
18) Endrin	9.393	1007917	0.002	0.013 ug/L
19) Kepone	9.480	25553	0.121	0.759 ug/L
20) 4,4'-DDD	9.724	158495	0.000	0.003 ug/L
21) Chlorobenzilate	9.790	48402	0.002	0.014 ug/L
22) Endosulfan II	9.860	761483	0.002	0.010 ug/L
24) Toxaphene	NOT DETECTED	Expected RT = 9.952		
23) 4,4'-DDT	10.190	806746	0.003	0.016 ug/L
25) Endrin aldehyde	10.584	81001	0.000	0.002 ug/L
26) Mirex	NOT DETECTED	Expected RT = 11.073		
27) Methoxychlor	NOT DETECTED	Expected RT = 11.115		
28) Endosulfan sulfate	NOT DETECTED	Expected RT = 11.285		
29) Endrin ketone	NOT DETECTED	Expected RT = 11.679		
30) Decachlorobiphenyl	13.231	11291258	0.035	0.218 ug/L

Data File Name: 019F1901.D
Inj. Date and Time: 15-APR-2009 17:35
Instrument ID: a2hp9.i
Client ID: SCFww-003-0006-WW
Compound Name: Decachlorobiphenyl
CAS #: 2051-24-3
Report Date: 04/16/2009

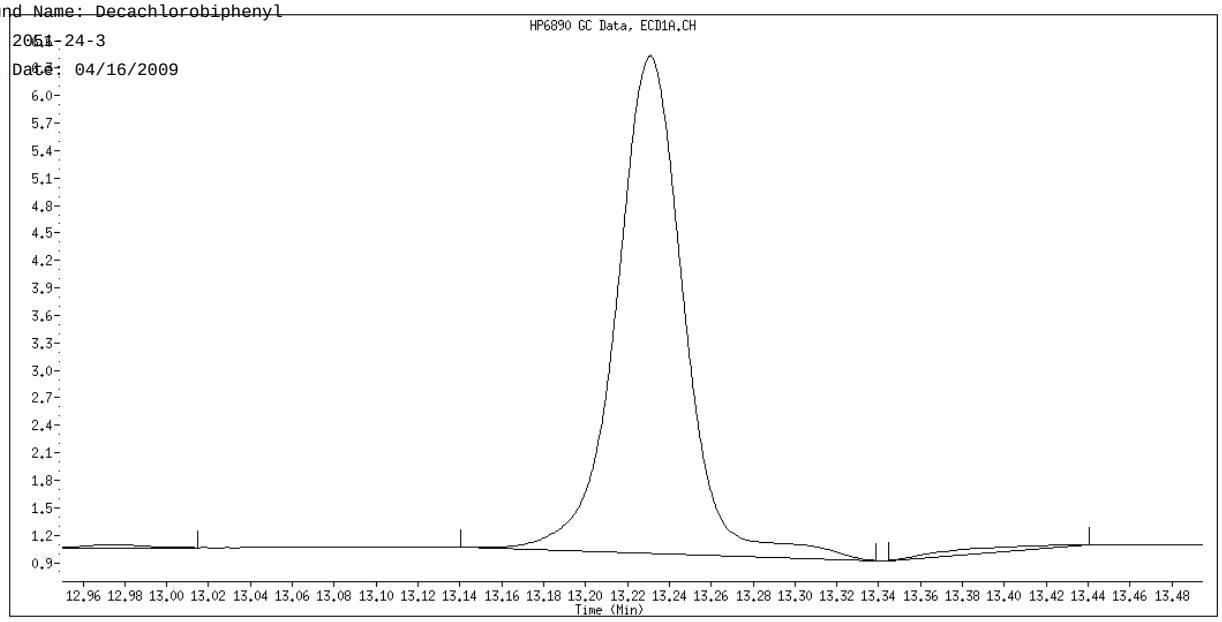

Original Integration

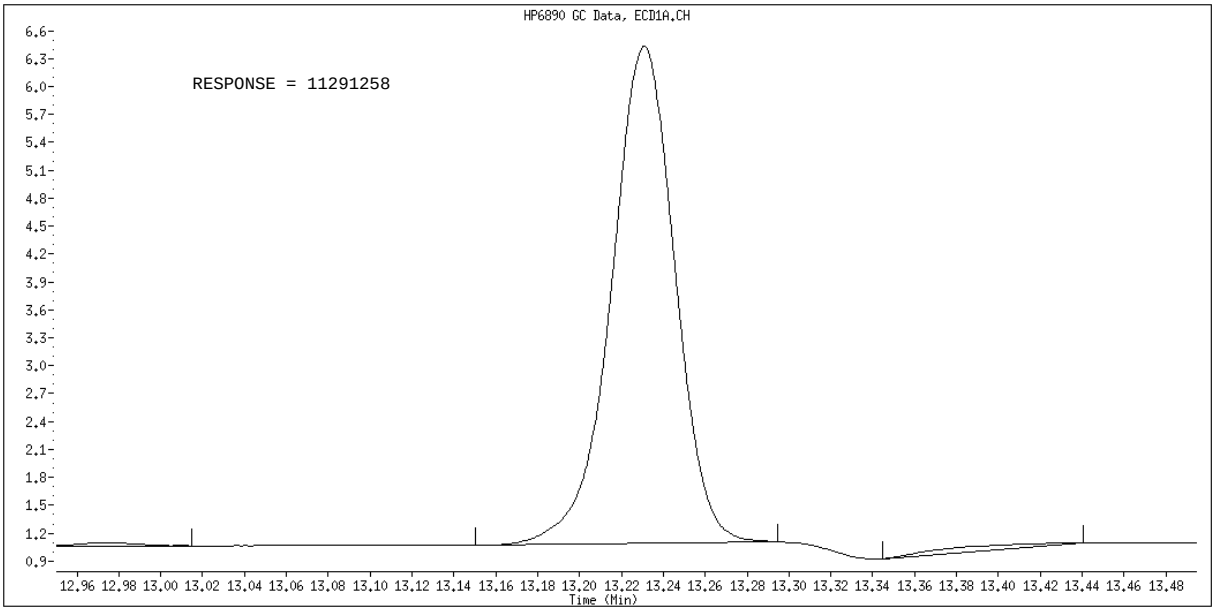

Manual Integration

Manually Integrated By: vandorenc
Manual Integration Reason: Baseline Event

TestAmerica North Canton

PESTICIDES 8081/608

Data file : \\cansvr11\dd\chem\GCS\a2hp9.i\90415-1.b\90415-1.b\019F1901.D
Lab Smp Id: K9C7J2AD Client Smp ID: SCFww-003-0006-WW
Inj Date : 15-APR-2009 17:35
Operator : 093905 Inst ID: a2hp9.i
Smp Info : K9C7J2AD
Misc Info :
Comment :
Method : \\cansvr11\dd\chem\GCS\a2hp9.i\90415-1.b\PEST9.m\PEST9r.m
Meth Date : 16-Apr-2009 09:08 vandorenc Quant Type: ESTD
Cal Date : 06-APR-2009 19:15 Cal File: 009F0901.D
Als bottle: 19
Dil Factor: 1.00000
Integrator: Falcon Compound Sublist: 19-pestap9.sub
Target Version: 4.14 Sample Matrix: WATER
Processing Host: CANPGCSV23

Concentration Formula: Amt * DF * Vt/Vo/Vi * CpndVariable

Name	Value	Description
DF	1.000	Dilution Factor
Vt	5000.000	Volume of final extract (uL)
Vo	800.000	Volume of sample extracted (mL)
Vi	1.000	Volume injected
Cpnd Variable		Local Compound Variable

RT	EXP RT	DLT RT	RESPONSE	CONCENTRATIONS ON-COL (ng)	FINAL (ug/L)	TARGET RANGE	RATIO
$ 1 Tetrachloro-m-xylene						CAS #: 877-09-8	
4.605	4.604	0.001	18234039	0.02800	0.1750		
2 Diallate						CAS #: 2303-16-4	
5.277	5.276	0.001	142182	0.00972	0.06078	0.00- 20.00	100.00
5.453	5.470	-0.017	185118	0.07422	0.4639	0.00- 20.00	130.20
Average of Peak Concentrations =					0.2623		
3 Hexachlorobenzene						CAS #: 118-74-1	
5.381	5.356	0.025	70704	8e-005	0.0004944		
Average of Peak Concentrations =					0.0004944		
4 alpha-BHC						CAS #: 319-84-6	
5.617	5.635	-0.018	228254	2.e-004	0.001244		
5 gamma-BHC (Lindane)						CAS #: 58-89-9	
6.407	6.381	0.026	293292	3e-004	0.001834		

```
    6 beta-BHC                                    CAS #: 319-85-7
6.612    6.610    0.002          159102 0.00106  0.006654
--------------------------------------------------------------------------------
```

RT	EXP RT	DLT RT	RESPONSE	CONCENTRATIONS ON-COL (ng)	FINAL (ug/L)	TARGET RANGE	RATIO
9 Tech Chlordane					CAS #: 57-74-9		
7.092	7.081	0.011	38482	0.00359	0.02242	0.00- 20.00	100.00
8.675	8.704	-0.029	1277947	0.09594	0.5996	0.00- 20.00	3320.90
0.000	9.927	-9.927	0	0.0000	0.0000	0.00- 20.00	0.00
10.202	10.207	-0.005	40817	0.00139	0.008716	0.00- 20.00	106.07
Average of Peak Concentrations =					0.2102		
7 delta-BHC					CAS #: 319-86-8		
7.385	7.368	0.017	1556	5e-006	0.00003073		
8 Heptachlor					CAS #: 76-44-8		

Peaks not detected for Quant. or Qual. signal(s).

10 Aldrin					CAS #: 309-00-2		
8.312	8.283	0.029	62090	7e-005	0.0004139		
11 Isodrin					CAS #: 465-73-6		
9.135	9.153	-0.018	39321	7e-005	0.0004134		
12 Heptachlor epoxide					CAS #: 1024-57-3		

Peaks not detected for Quant. or Qual. signal(s).

13 gamma-Chlordane					CAS #: 5103-74-2		

Peaks not detected for Quant. or Qual. signal(s).

14 alpha-Chlordane					CAS #: 5103-71-9		
10.202	10.208	-0.006	60573	8e-005	0.0005308		
15 Endosulfan I					CAS #: 959-98-8		
10.263	10.279	-0.016	100761	4e-004	0.002295		
16 4,4'-DDE					CAS #: 72-55-9		

Peaks not detected for Quant. or Qual. signal(s).

17 Dieldrin					CAS #: 60-57-1		
10.773	10.766	0.007	487625	0.00163	0.01018		
19 Chlorobenzilate					CAS #: 510-15-6		

Peaks not detected for Quant. or Qual. signal(s).

20 Kepone					CAS #: 143-50-0		

Peaks not detected for Quant. or Qual. signal(s).

RT	EXP RT	DLT RT	RESPONSE	CONCENTRATIONS ON-COL (ng)	FINAL (ug/L)	TARGET RANGE	RATIO

18 Endrin CAS #: 72-20-8

Peaks not detected for Quant. or Qual. signal(s).

---

21 4,4'-DDD CAS #: 72-54-8

11.549	11.542	0.007	928902	0.00204	0.01276		

---

22 Endosulfan II CAS #: 33213-65-9

Peaks not detected for Quant. or Qual. signal(s).

---

23 Toxaphene CAS #: 8001-35-2

0.000	11.748	-11.748	0	0.0000	0.0000	80.00- 120.00	0.00
11.862	11.861	0.001	40207	0.01164	0.07276	114.04- 154.04	0.00
12.140	12.154	-0.014	18324	0.00238	0.01488	115.64- 155.64	0.00
12.903	12.891	0.012	7846	0.00144	0.009004	52.78- 92.78	0.00
0.000	13.258	-13.258	0	0.0000	0.0000	69.36- 109.36	0.00

Average of Peak Concentrations = 0.03221

---

24 4,4'-DDT CAS #: 50-29-3

Peaks not detected for Quant. or Qual. signal(s).

---

25 Endrin aldehyde CAS #: 7421-93-4

12.140	12.147	-0.007	18324	1e-004	0.0006766		

---

26 Endosulfan sulfate CAS #: 1031-07-8

Peaks not detected for Quant. or Qual. signal(s).

---

28 Mirex CAS #: 2385-85-5

Peaks not detected for Quant. or Qual. signal(s).

---

27 Methoxychlor CAS #: 72-43-5

13.042	13.046	-0.004	600505	0.00792	0.04948		

---

29 Endrin ketone CAS #: 53494-70-5

13.290	13.304	-0.014	4450075	0.02121	0.1326		

$ 30 Decachlorobiphenyl CAS #: 2051-24-3

15.057	15.062	-0.005	4491034	0.03281	0.2050		

Data File: \\cansvr11\dd\chem\GCS\a2hp9.i\90415-1.b\90415-1.b\019F1901.D

Page 1

Date : 15-APR-2009 17:35

Client ID: SCFww-003-0006-WW

Instrument: a2hp9.i

Sample Info: K9C7J2AD

Volume Injected (uL): 1.0

Operator: 093905

Column phase: clp pesticides II

Column diameter: 0.53

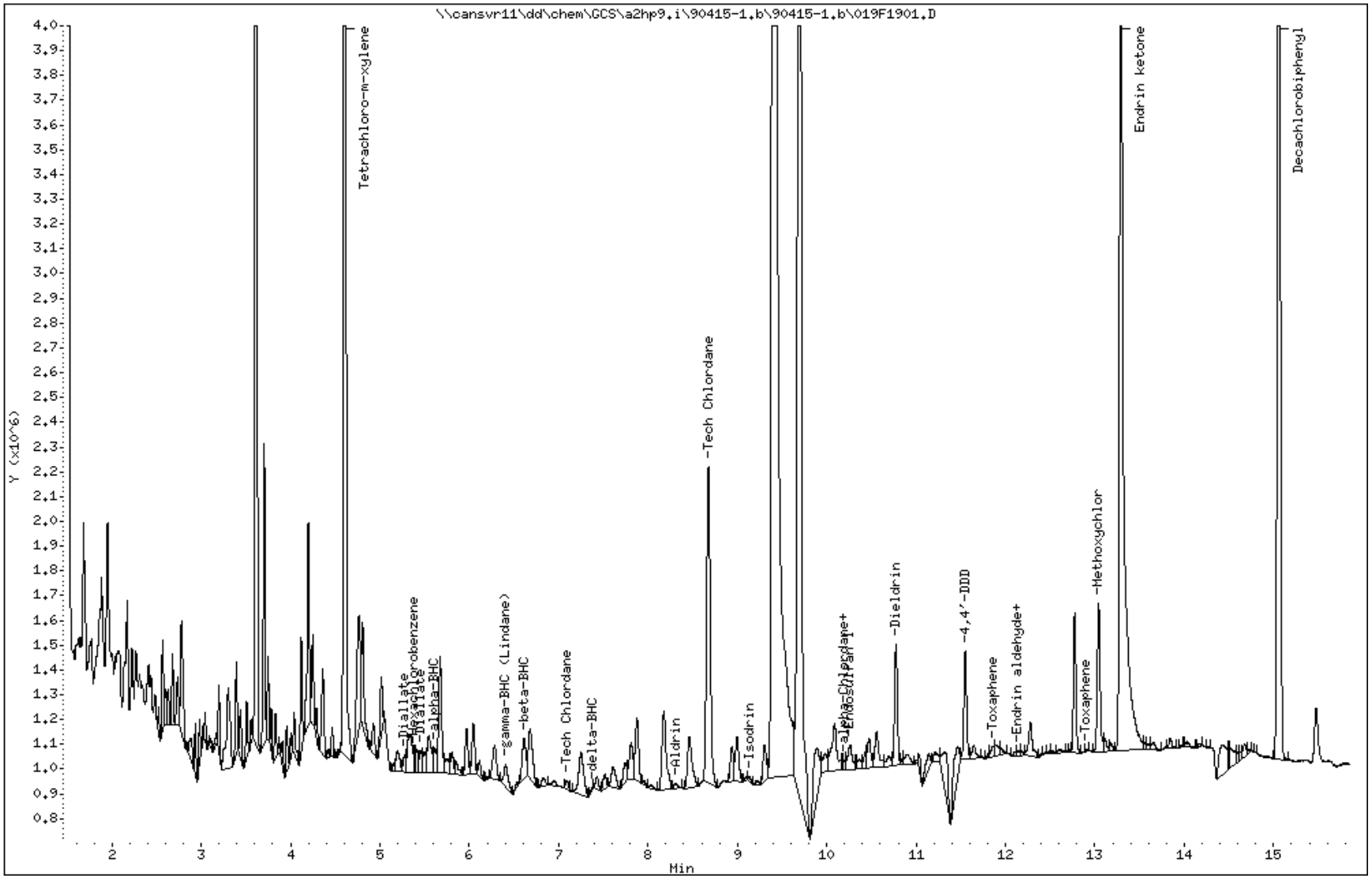

COMPOUNDS and EXP. RT REPORT

Operator: 093905 Date Acquired: 15-APR-2009 17:35
Data File: //cansvr11/dd/chem/GCS/a2hp9.i/90415-1.b/90415-1.b/019F1901.D
Lab Sample ID: K9C7J2AD
Misc. Info:
Instrument: a2hp9.i
Method: \\cansvr11\dd\chem\GCS\a2hp9.i\90415-1.b\PEST9.m\PEST9r.m
Dilution Factor: 1

Compound	RT	Area	Amount	Conc
23) Toxaphene	0.000	0	0.000	0.000 ug/L
1) Tetrachloro-m-xylene	4.605	18234039	0.028	0.175 ug/L
2) Diallate	5.277	142182	0.010	0.061 ug/L
3) Hexachlorobenzene	5.381	70704	0.000	0.000 ug/L
4) alpha-BHC	5.617	228254	0.000	0.001 ug/L
5) gamma-BHC (Lindane)	6.407	293292	0.000	0.002 ug/L
6) beta-BHC	6.613	450373	0.001	0.007 ug/L
9) Tech Chlordane	7.093	93290	0.004	0.022 ug/L
7) delta-BHC	7.385	12827	0.000	0.000 ug/L
8) Heptachlor	NOT DETECTED	Expected RT = 7.485		
10) Aldrin	8.313	62090	0.000	0.000 ug/L
11) Isodrin	9.135	39321	0.000	0.000 ug/L
12) Heptachlor epoxide	NOT DETECTED	Expected RT = 9.565		
13) gamma-Chlordane	NOT DETECTED	Expected RT = 9.930		
14) alpha-Chlordane	10.202	60573	0.000	0.001 ug/L
15) Endosulfan I	10.264	378721	0.000	0.002 ug/L
16) 4,4'-DDE	NOT DETECTED	Expected RT = 10.592		
17) Dieldrin	10.774	1091186	0.002	0.010 ug/L
18) Endrin	NOT DETECTED	Expected RT = 11.261		
19) Chlorobenzilate	NOT DETECTED	Expected RT = 11.367		
20) Kepone	NOT DETECTED	Expected RT = 11.404		
21) 4,4'-DDD	11.550	928902	0.002	0.013 ug/L
22) Endosulfan II	NOT DETECTED	Expected RT = 11.612		
24) 4,4'-DDT	NOT DETECTED	Expected RT = 12.015		
25) Endrin aldehyde	12.140	35890	0.000	0.001 ug/L
26) Endosulfan sulfate	NOT DETECTED	Expected RT = 12.560		
28) Mirex	NOT DETECTED	Expected RT = 12.940		
27) Methoxychlor	13.043	1303262	0.008	0.049 ug/L
29) Endrin ketone	13.290	12444413	0.021	0.133 ug/L
30) Decachlorobiphenyl	15.058	10104204	0.033	0.205 ug/L

Science Applications International Corp

Client Sample ID: SCFmw-001-0008-WS

GC Semivolatiles

Lot-Sample #...: A9C310174-006 **Work Order #...:** K9C7R1AE **Matrix.....:** SO
Date Sampled...: 03/27/09 10:05 **Date Received..:** 03/28/09
Prep Date.....: 04/01/09 **Analysis Date..:** 04/15/09
Prep Batch #...: 9091042
Dilution Factor: 1 **Initial Wgt/Vol:** 30.03 g **Final Wgt/Vol..:** 10 mL
% Moisture.....: 12 **Method.....:** SW846 8081A

PARAMETER	RESULT	REPORTING LIMIT	UNITS
alpha-BHC	ND	1.9	ug/kg
beta-BHC	ND	1.9	ug/kg
delta-BHC	ND	1.9	ug/kg
gamma-BHC (Lindane)	ND	1.9	ug/kg
Heptachlor	ND	1.9	ug/kg
Aldrin	ND	1.9	ug/kg
Heptachlor epoxide	ND	1.9	ug/kg
Endosulfan I	ND	1.9	ug/kg
Dieldrin	ND	1.9	ug/kg
4,4'-DDE	ND	1.9	ug/kg
Endrin	ND	1.9	ug/kg
Endosulfan II	ND	1.9	ug/kg
4,4'-DDD	ND	1.9	ug/kg
Endosulfan sulfate	ND	1.9	ug/kg
4,4'-DDT	ND	1.9	ug/kg
Methoxychlor	ND	3.8	ug/kg
Endrin ketone	ND	1.9	ug/kg
Endrin aldehyde	ND	1.9	ug/kg
alpha-Chlordane	ND	1.9	ug/kg
gamma-Chlordane	ND	1.9	ug/kg
Toxaphene	ND	76	ug/kg

SURROGATE	PERCENT RECOVERY	RECOVERY LIMITS
Tetrachloro-m-xylene	86	(50 - 150)
Decachlorobiphenyl	103	(50 - 150)

NOTE(S):

Results and reporting limits have been adjusted for dry weight.

TestAmerica North Canton

PESTICIDES 8081/608

Data file : \\cansvr11\dd\chem\GCS\a2hp9.i\90415-1.b\026F2601.D
Lab Smp Id: K9C7R1AE Client Smp ID: SCFqc-001-0008-WS
Inj Date : 15-APR-2009 20:12
Operator : 093905 Inst ID: a2hp9.i
Smp Info : K9C7R1AE
Misc Info :
Comment   :
Method   : \\cansvr11\dd\chem\GCS\a2hp9.i\90415-1.b\PEST9.m
Meth Date : 16-Apr-2009 09:08 vandorenc Quant Type: ESTD
Cal Date : 06-APR-2009 20:44 Cal File: 013F1301.D
Als bottle: 26
Dil Factor: 1.00000
Integrator: Falcon Compound Sublist: 19-pestap9.sub
Target Version: 4.14 Sample Matrix: SOIL
Processing Host: CANPGCSV23

Concentration Formula: Amt * DF * Vt*Vi/Ws * CpndVariable

Name	Value	Description
DF	1.000	Dilution Factor
Vt	10000.000	Volume of final extract
Vi	1.000	volume injected
Ws	30.030	initial volume of sample
Cpnd Variable		Local Compound Variable

				CONCENTRATIONS ON-COL	FINAL			
RT	EXP RT	DLT RT	RESPONSE	(ng)	(ug/Kg)	TARGET RANGE		RATIO
$ 1 Tetrachloro-m-xylene						CAS #: 877-09-8		
3.791	3.792	-0.001	7200594	0.01724	0.1724			
2 Hexachlorobenzene						CAS #: 118-74-1		
4.266	4.273	-0.007	499373	0.00110	0.3667			
Average of Peak Concentrations =					0.3667			
3 Diallate						CAS #: 2303-16-4		
4.306	4.327	-0.021	201328	0.02881	9.593	0.00-	20.00	100.00
4.545	4.546	-0.001	287380	0.24622	81.99	0.00-	20.00	142.74
Average of Peak Concentrations =					45.79			
4 alpha-BHC						CAS #: 319-84-6		
4.511	4.493	0.018	398236	6e-004	0.1910			
5 gamma-BHC (Lindane)						CAS #: 58-89-9		
4.934	4.913	0.021	245743	4e-004	0.1285			

```
    6 beta-BHC                                    CAS #: 319-85-7
5.053    5.060   -0.007          574348 0.00227   0.7559
--------------------------------------------------------------------------------
```

RT	EXP RT	DLT RT	RESPONSE	CONCENTRATIONS ON-COL (ng)	FINAL (ug/Kg)	TARGET RANGE	RATIO
7 delta-BHC					CAS #: 319-86-8		
5.281	5.307	-0.026	802810	0.00131	0.4366		
8 Heptachlor					CAS #: 76-44-8		

Peaks not detected for Quant. or Qual. signal(s).

9 Tech Chlordane					CAS #: 57-74-9		
5.494	5.497	-0.003	163812	0.01497	4.985	0.00- 20.00	100.00
6.494	6.494	0.000	17045	0.00182	0.6068	0.00- 20.00	10.41
7.886	7.898	-0.012	15035	7e-004	0.2483	0.00- 20.00	9.18
8.221	8.209	0.012	257342	0.00810	2.699	0.00- 20.00	157.10
		Average of Peak Concentrations =			2.135		
10 Aldrin					CAS #: 309-00-2		
6.147	6.160	-0.013	4167124	0.00682	2.270		
11 Isodrin					CAS #: 465-73-6		
6.840	6.843	-0.003	569044	0.00392	1.306		
12 Heptachlor epoxide					CAS #: 1024-57-3		

Peaks not detected for Quant. or Qual. signal(s).

13 gamma-Chlordane					CAS #: 5103-74-2		
7.886	7.902	-0.016	12407	2e-005	0.007466		
14 alpha-Chlordane					CAS #: 5103-71-9		
8.221	8.218	0.003	865445	0.00160	0.5341		
15 Endosulfan I					CAS #: 959-98-8		
8.492	8.475	0.017	48048	1e-004	0.03242		
16 4,4'-DDE					CAS #: 72-55-9		

Peaks not detected for Quant. or Qual. signal(s).

17 Dieldrin					CAS #: 60-57-1		

Peaks not detected for Quant. or Qual. signal(s).

18 Endrin					CAS #: 72-20-8		

Peaks not detected for Quant. or Qual. signal(s).

19 Kepone					CAS #: 143-50-0		

```
9.447    9.475   -0.028          114293 0.12510    41.66
--------------------------------------------------------------------------------
   20 4,4'-DDD                                     CAS #: 72-54-8
9.702    9.728   -0.026           19563  5e-005  0.01757
--------------------------------------------------------------------------------
   21 Chlorobenzilate                              CAS #: 510-15-6
9.808    9.817   -0.009           13397  6e-004   0.2027
--------------------------------------------------------------------------------
```

RT	EXP RT	DLT RT	RESPONSE	CONCENTRATIONS ON-COL (ng)	FINAL (ug/Kg)	TARGET RANGE	RATIO
22 Endosulfan II					CAS #: 33213-65-9		
9.862	9.833	0.029	26416	6e-005	0.01937		
24 Toxaphene					CAS #: 8001-35-2		
Operator disabled compound identification.							
23 4,4'-DDT					CAS #: 50-29-3		
10.221	10.217	0.004	25158	8e-005	0.02727		
25 Endrin aldehyde					CAS #: 7421-93-4		
Peaks not detected for Quant. or Qual. signal(s).							
26 Mirex					CAS #: 2385-85-5		
11.069	11.073	-0.004	198819				
27 Methoxychlor					CAS #: 72-43-5		
Peaks not detected for Quant. or Qual. signal(s).							
28 Endosulfan sulfate					CAS #: 1031-07-8		
Peaks not detected for Quant. or Qual. signal(s).							
29 Endrin ketone					CAS #: 53494-70-5		
11.667	11.678	-0.011	129136	3e-004	0.1114		
$ 30 Decachlorobiphenyl					CAS #: 2051-24-3		
13.231	13.234	-0.003	6653531	0.02058	0.2058		

Data File: \\cansvr11\dd\chem\GCS\a2hp9.i\90415-1.b\026F2601.D

Date : 15-APR-2009 20:12

Client ID: SCFqc-001-0008-WS

Instrument: a2hp9.i

Sample Info: K9C7R1AE

Volume Injected (uL): 1.0

Operator: 093905

Column phase: clp pesticides I

Column diameter: 0.53

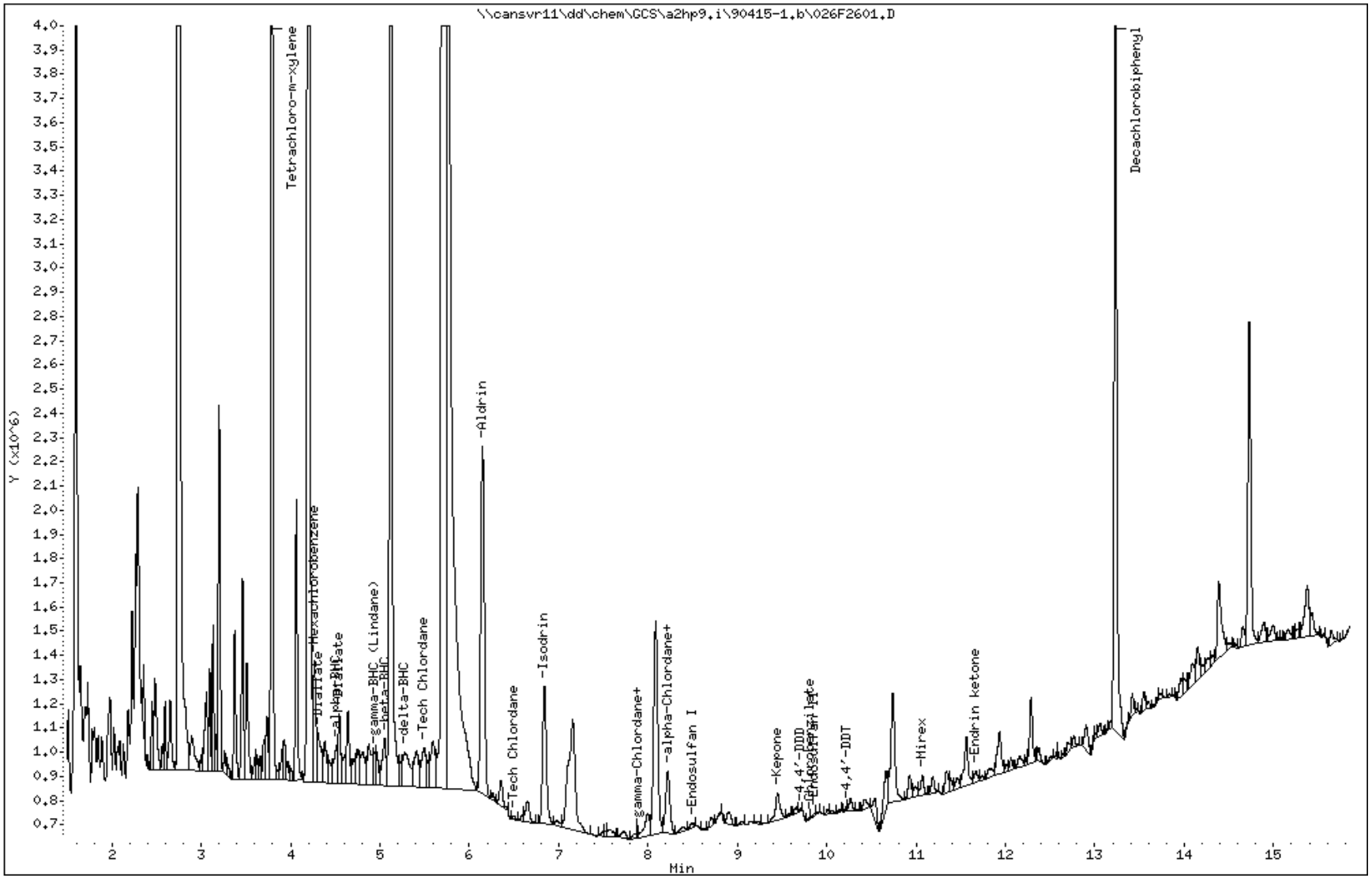

COMPOUNDS and EXP. RT REPORT

Operator: 093905 Date Acquired: 15-APR-2009 20:12
Data File: //cansvr11/dd/chem/GCS/a2hp9.i/90415-1.b/026F2601.D
Lab Sample ID: K9C7R1AE
Misc. Info:
Instrument: a2hp9.i
Method: \\cansvr11\dd\chem\GCS\a2hp9.i\90415-1.b\PEST9.m
Dilution Factor: 1

Compound	RT	Area	Amount	Conc
1) Tetrachloro-m-xylene	3.791	7200594	0.017	0.172 ug/Kg
2) Hexachlorobenzene	4.266	1121096	0.001	0.367 ug/Kg
3) Diallate	4.307	595393	0.029	9.593 ug/Kg
4) alpha-BHC	4.512	398236	0.001	0.191 ug/Kg
5) gamma-BHC (Lindane)	4.934	245743	0.000	0.128 ug/Kg
6) beta-BHC	5.054	574348	0.002	0.756 ug/Kg
7) delta-BHC	5.281	802810	0.001	0.437 ug/Kg
9) Tech Chlordane	5.494	611763	0.015	4.985 ug/Kg
8) Heptachlor	NOT DETECTED	Expected RT = 5.633		
10) Aldrin	6.148	4167124	0.007	2.270 ug/Kg
11) Isodrin	6.840	1691350	0.004	1.306 ug/Kg
12) Heptachlor epoxide	NOT DETECTED	Expected RT = 7.596		
13) gamma-Chlordane	7.887	12407	0.000	0.007 ug/Kg
14) alpha-Chlordane	8.221	865445	0.002	0.534 ug/Kg
15) Endosulfan I	8.493	48048	0.000	0.032 ug/Kg
16) 4,4'-DDE	NOT DETECTED	Expected RT = 8.550		
17) Dieldrin	NOT DETECTED	Expected RT = 8.986		
18) Endrin	NOT DETECTED	Expected RT = 9.413		
19) Kepone	9.448	414148	0.125	41.657 ug/Kg
20) 4,4'-DDD	9.703	19563	0.000	0.018 ug/Kg
21) Chlorobenzilate	9.809	13397	0.001	0.203 ug/Kg
22) Endosulfan II	9.863	26416	0.000	0.019 ug/Kg
24) Toxaphene	NOT DETECTED	Expected RT = 9.952		
23) 4,4'-DDT	10.221	25158	0.000	0.027 ug/Kg
25) Endrin aldehyde	NOT DETECTED	Expected RT = 10.585		
26) Mirex	11.069	198819	0.000	0.000 ug/Kg
27) Methoxychlor	NOT DETECTED	Expected RT = 11.115		
28) Endosulfan sulfate	NOT DETECTED	Expected RT = 11.285		
29) Endrin ketone	11.668	129136	0.000	0.111 ug/Kg
30) Decachlorobiphenyl	13.231	6653531	0.021	0.206 ug/Kg

TestAmerica North Canton

PESTICIDES 8081/608

Data file : \\cansvr11\dd\chem\GCS\a2hp9.i\90415-1.b\90415-1.b\026F2601.D
Lab Smp Id: K9C7R1AE Client Smp ID: SCFqc-001-0008-WS
Inj Date : 15-APR-2009 20:12
Operator : 093905 Inst ID: a2hp9.i
Smp Info : K9C7R1AE
Misc Info :
Comment :
Method : \\cansvr11\dd\chem\GCS\a2hp9.i\90415-1.b\PEST9.m\PEST9r.m
Meth Date : 16-Apr-2009 09:08 vandorenc Quant Type: ESTD
Cal Date : 06-APR-2009 19:15 Cal File: 009F0901.D
Als bottle: 26
Dil Factor: 1.00000
Integrator: Falcon Compound Sublist: 19-pestap9.sub
Target Version: 4.14 Sample Matrix: SOIL
Processing Host: CANPGCSV23

Concentration Formula: Amt * DF * Vt*Vi/Ws * CpndVariable

Name	Value	Description
DF	1.000	Dilution Factor
Vt	10000.000	Volume of final extract
Vi	1.000	volume injected
Ws	30.030	initial volume of sample
Cpnd Variable		Local Compound Variable

				CONCENTRATIONS ON-COL	FINAL			
RT	EXP RT	DLT RT	RESPONSE	(ng)	(ug/Kg)	TARGET RANGE		RATIO
$ 1 Tetrachloro-m-xylene						CAS #: 877-09-8		
4.603	4.604	-0.001	10856574	0.01667	0.1667			
2 Diallate						CAS #: 2303-16-4		
5.268	5.276	-0.008	516359	0.03532	11.76	0.00-	20.00	100.00
5.468	5.470	-0.002	49793	0.01996	6.648	0.00-	20.00	9.64
		Average of Peak Concentrations =			9.204			
3 Hexachlorobenzene						CAS #: 118-74-1		
5.338	5.356	-0.018	706452	0.00079	0.2632			
		Average of Peak Concentrations =			0.2632			
4 alpha-BHC						CAS #: 319-84-6		

Peaks not detected for Quant. or Qual. signal(s).

RT	EXP RT	DLT RT	RESPONSE	CONCENTRATIONS ON-COL (ng)	FINAL (ug/Kg)	TARGET RANGE	RATIO
5 gamma-BHC (Lindane)					CAS #: 58-89-9		
Peaks not detected for Quant. or Qual. signal(s).							
6 beta-BHC					CAS #: 319-85-7		
Peaks not detected for Quant. or Qual. signal(s).							
9 Tech Chlordane					CAS #: 57-74-9		
7.086	7.081	0.005	44090	0.00411	1.369	0.00- 20.00	100.00
0.000	8.704	-8.704	0	0.0000	0.0000	0.00- 20.00	0.00
0.000	9.927	-9.927	0	0.0000	0.0000	0.00- 20.00	0.00
10.195	10.207	-0.012	29389	0.00100	0.3344	0.00- 20.00	66.66
Average of Peak Concentrations =					0.8516		
7 delta-BHC					CAS #: 319-86-8		
7.359	7.368	-0.009	13554	4e-005	0.01426		
8 Heptachlor					CAS #: 76-44-8		
7.510	7.484	0.026	1410728	0.00507	1.689		
10 Aldrin					CAS #: 309-00-2		
Peaks not detected for Quant. or Qual. signal(s).							
11 Isodrin					CAS #: 465-73-6		
9.163	9.153	0.010	11814	2.e-005	0.006618		
12 Heptachlor epoxide					CAS #: 1024-57-3		
9.585	9.564	0.021	717004	1e-003	0.3177		
13 gamma-Chlordane					CAS #: 5103-74-2		
Peaks not detected for Quant. or Qual. signal(s).							
14 alpha-Chlordane					CAS #: 5103-71-9		
10.195	10.208	-0.013	80017	1e-004	0.03736		
15 Endosulfan I					CAS #: 959-98-8		
10.275	10.279	-0.004	58099	2e-004	0.07050		
16 4,4'-DDE					CAS #: 72-55-9		
10.563	10.592	-0.029	222828	3e-004	0.1143		
17 Dieldrin					CAS #: 60-57-1		
Peaks not detected for Quant. or Qual. signal(s).							

```
--------------------------------------------------------------------------------
   19 Chlorobenzilate                              CAS #: 510-15-6
11.353  11.366   -0.013           30286 0.00329    1.097
--------------------------------------------------------------------------------
   20 Kepone                                       CAS #: 143-50-0
11.433  11.403    0.030           62817 0.09066    30.19
--------------------------------------------------------------------------------
```

RT	EXP RT	DLT RT	RESPONSE	CONCENTRATIONS ON-COL (ng)	FINAL (ug/Kg)	TARGET RANGE	RATIO
18 Endrin					CAS #: 72-20-8		
11.280	11.261	0.019	39390	1e-004	0.04884		
21 4,4'-DDD					CAS #: 72-54-8		
11.571	11.542	0.029	85919	2e-004	0.06287		
22 Endosulfan II					CAS #: 33213-65-9		

Peaks not detected for Quant. or Qual. signal(s).

23 Toxaphene					CAS #: 8001-35-2		
11.722	11.748	-0.026	4748	6.e-004	0.2011	80.00- 120.00	100.00
11.847	11.861	-0.014	117922	0.03414	11.37	114.04- 154.04	2483.61
12.176	12.154	0.022	12892	0.00168	0.5578	115.64- 155.64	271.52
12.912	12.891	0.021	140203	0.02574	8.573	52.78- 92.78	2952.89
13.286	13.258	0.028	86678	0.03839	12.78	69.36- 109.36	1825.57
		Average of Peak Concentrations =			6.697		
24 4,4'-DDT					CAS #: 50-29-3		
12.041	12.015	0.026	211327	6e-004	0.2080		
25 Endrin aldehyde					CAS #: 7421-93-4		
12.126	12.147	-0.021	77426	5e-004	0.1523		
26 Endosulfan sulfate					CAS #: 1031-07-8		
12.579	12.559	0.020	22753	1e-004	0.03685		
28 Mirex					CAS #: 2385-85-5		
12.912	12.940	-0.028	140203				
27 Methoxychlor					CAS #: 72-43-5		
13.041	13.046	-0.005	143718	0.00189	0.6309		
29 Endrin ketone					CAS #: 53494-70-5		
13.286	13.304	-0.018	86678	4e-004	0.1376		
$ 30 Decachlorobiphenyl					CAS #: 2051-24-3		
15.056	15.062	-0.006	2548869	0.01862	0.1862		

Data File: \\cansvr11\dd\chem\GCS\a2hp9.i\90415-1.b\90415-1.b\026F2601.D

Page 1

Date : 15-APR-2009 20:12

Client ID: SCFqc-001-0008-WS

Instrument: a2hp9.i

Sample Info: K9C7R1AE

Volume Injected (uL): 1.0

Operator: 093905

Column phase: clp pesticides II

Column diameter: 0.53

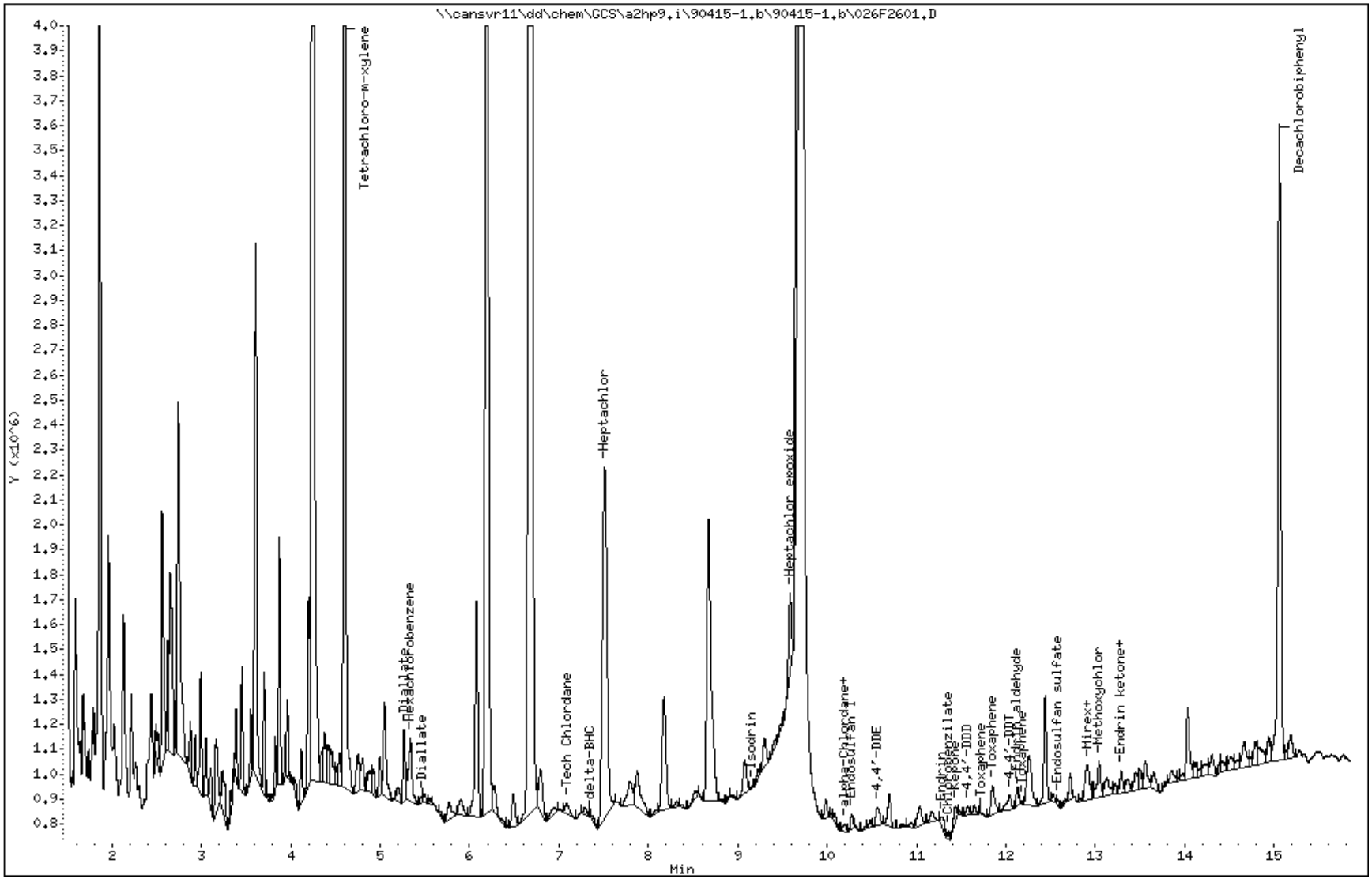

COMPOUNDS and EXP. RT REPORT

Operator: 093905 Date Acquired: 15-APR-2009 20:12
Data File: //cansvr11/dd/chem/GCS/a2hp9.i/90415-1.b/90415-1.b/026F2601.D
Lab Sample ID: K9C7R1AE
Misc. Info:
Instrument: a2hp9.i
Method: \\cansvr11\dd\chem\GCS\a2hp9.i\90415-1.b\PEST9.m\PEST9r.m
Dilution Factor: 1

Compound	RT	Area	Amount	Conc
1) Tetrachloro-m-xylene	4.604	10856574	0.017	0.167 ug/Kg
2) Diallate	5.269	516359	0.035	11.761 ug/Kg
3) Hexachlorobenzene	5.339	706452	0.001	0.263 ug/Kg
4) alpha-BHC	NOT DETECTED	Expected RT = 5.635		
5) gamma-BHC (Lindane)	NOT DETECTED	Expected RT = 6.381		
6) beta-BHC	NOT DETECTED	Expected RT = 6.610		
9) Tech Chlordane	7.087	143015	0.004	1.369 ug/Kg
7) delta-BHC	7.359	57762	0.000	0.014 ug/Kg
8) Heptachlor	7.510	5109446	0.005	1.689 ug/Kg
10) Aldrin	NOT DETECTED	Expected RT = 8.284		
11) Isodrin	9.164	11814	0.000	0.007 ug/Kg
12) Heptachlor epoxide	9.585	717004	0.001	0.318 ug/Kg
13) gamma-Chlordane	NOT DETECTED	Expected RT = 9.930		
14) alpha-Chlordane	10.195	80017	0.000	0.037 ug/Kg
15) Endosulfan I	10.275	118343	0.000	0.070 ug/Kg
16) 4,4'-DDE	10.564	222828	0.000	0.114 ug/Kg
17) Dieldrin	NOT DETECTED	Expected RT = 10.766		
18) Endrin	11.280	129861	0.000	0.049 ug/Kg
19) Chlorobenzilate	11.354	38647	0.003	1.097 ug/Kg
20) Kepone	11.434	162227	0.091	30.190 ug/Kg
21) 4,4'-DDD	11.572	85919	0.000	0.063 ug/Kg
22) Endosulfan II	NOT DETECTED	Expected RT = 11.612		
23) Toxaphene	11.723	15189	0.001	0.201 ug/Kg
24) 4,4'-DDT	12.041	211327	0.001	0.208 ug/Kg
25) Endrin aldehyde	12.127	137825	0.000	0.152 ug/Kg
26) Endosulfan sulfate	12.579	33842	0.000	0.037 ug/Kg
28) Mirex	12.913	508664	0.000	0.000 ug/Kg
27) Methoxychlor	13.041	407187	0.002	0.631 ug/Kg
29) Endrin ketone	13.287	193554	0.000	0.138 ug/Kg
30) Decachlorobiphenyl	15.056	6034157	0.019	0.186 ug/Kg

Science Applications International Corp

Client Sample ID: SCFmw-001-0008-WS

TCLP GC Semivolatiles

Lot-Sample #...: A9C310174-006 **Work Order #...:** K9C7R1CF **Matrix.....:** SO
Date Sampled...: 03/27/09 10:05 **Date Received..:** 03/28/09
Leach Date.....: 04/01/09 **Prep Date.....:** 04/02/09 **Analysis Date..:** 04/07/09
Leach Batch #..: P909113 **Prep Batch #...:** 9092034
Dilution Factor: 1 **Initial Wgt/Vol:** 250 mL **Final Wgt/Vol..:** 3 mL
% Moisture.....: 12 **Method.....:** SW846 8081A

PARAMETER	RESULT	REPORTING LIMIT	UNITS
Chlordane (technical)	ND	0.0050	mg/L
Endrin	ND	0.00050	mg/L
Heptachlor	ND	0.00050	mg/L
Heptachlor epoxide	ND	0.00050	mg/L
Lindane	ND	0.00050	mg/L
Methoxychlor	ND	0.0010	mg/L
Toxaphene	ND	0.020	mg/L

SURROGATE	PERCENT RECOVERY	RECOVERY LIMITS
Decachlorobiphenyl	87	(31 - 115)
Tetrachloro-m-xylene	77	(47 - 110)

NOTE(S):

Analysis performed in accordance with USEPA Toxicity Characteristic Leaching Procedure Method 1311

TestAmerica North Canton

PESTICIDES 8081/608

Data file : \\cansvr11\dd\chem\GCS\a2hp9.i\90406-1.b\071F2301.D
Lab Smp Id: K9C7R1CF Client Smp ID: SCFqc-001-0008-WS
Inj Date : 07-APR-2009 18:28
Operator : 093905 Inst ID: a2hp9.i
Smp Info : K9C7R1CF
Misc Info : 14-TCLP.SUB
Comment   :
Method   : \\cansvr11\dd\chem\GCS\a2hp9.i\90406-1.b\PEST9.m
Meth Date : 08-Apr-2009 10:00 vandorenc Quant Type: ESTD
Cal Date : 06-APR-2009 20:44 Cal File: 013F1301.D
Als bottle: 71
Dil Factor: 1.00000
Integrator: Falcon Compound Sublist: 14-TCLP.SUB
Target Version: 4.14 Sample Matrix: WATER
Processing Host: CANPGCSV23

Concentration Formula: Amt * DF * Vt*Vi/Vo * CpndVariable

Name	Value	Description
DF	1.000	Dilution Factor
Vt	3.000	Volume of final extract (mL)
Vo	250.000	Volume of sample extracted (mL)
Vi	1.000	Volume injected (uL)
Cpnd Variable		Local Compound Variable

RT	EXP RT	DLT RT	RESPONSE	CONCENTRATIONS ON-COL (ng)	CONCENTRATIONS FINAL (mg/L)	TARGET RANGE	RATIO
$ 1 Tetrachloro-m-xylene						CAS #: 877-09-8	
3.795	3.793	0.002	20514046	0.04889	0.1467		
5 gamma-BHC (Lindane)						CAS #: 58-89-9	
4.908	4.915	-0.007	140710	3e-004	0.000003336		
8 Heptachlor						CAS #: 76-44-8	
5.655	5.635	0.020	475242	0.00101	0.00001211		
9 Tech Chlordane						CAS #: 57-74-9	
5.496	5.502	-0.006	87652	0.00921	0.0001105	0.00- 20.00	100.00
6.482	6.499	-0.017	47955	0.00665	0.00007975	0.00- 20.00	54.71
7.920	7.906	0.014	136079	0.00852	0.0001023	0.00- 20.00	155.25
8.238	8.217	0.021	8864	3e-004	0.000004128	0.00- 20.00	10.11

Average of Peak Concentrations = 0.00007416

RT	EXP RT	DLT RT	RESPONSE	CONCENTRATIONS ON-COL (ng)	FINAL (mg/L)	TARGET RANGE	RATIO
12 Heptachlor epoxide						CAS #: 1024-57-3	

Peaks not detected for Quant. or Qual. signal(s).

---

18 Endrin						CAS #: 72-20-8	

Peaks not detected for Quant. or Qual. signal(s).

---

24 Toxaphene						CAS #: 8001-35-2	
9.967	9.959	0.008	101338	0.01854	0.0002225	80.00- 120.00	100.00
10.411	10.389	0.022	12791	0.00233	0.00002800	114.04- 154.04	12.62
11.072	11.099	-0.027	38102	0.00548	0.00006570	115.64- 155.64	37.60
11.227	11.244	-0.017	128154	0.02068	0.0002482	52.78- 92.78	126.46
11.662	11.651	0.011	13661	0.00366	0.00004388	69.36- 109.36	13.48

Average of Peak Concentrations = 0.0001216

---

23 4,4'-DDT						CAS #: 50-29-3	

Peaks not detected for Quant. or Qual. signal(s).

---

27 Methoxychlor						CAS #: 72-43-5	

Peaks not detected for Quant. or Qual. signal(s).

$ 30 Decachlorobiphenyl						CAS #: 2051-24-3	
13.237	13.238	-0.001	19848416	0.05918	0.1775		

Data File: \\cansvr11\dd\chem\GCS\a2hp9.i\90406-1.b\071F2301.D

Date : 07-APR-2009 18:28

Client ID: SCFqc-001-0008-WS

Instrument: a2hp9.i

Sample Info: K9C7R1CF

Volume Injected (uL): 1.0

Operator: 093905

Column phase: clp pesticides I

Column diameter: 0.53

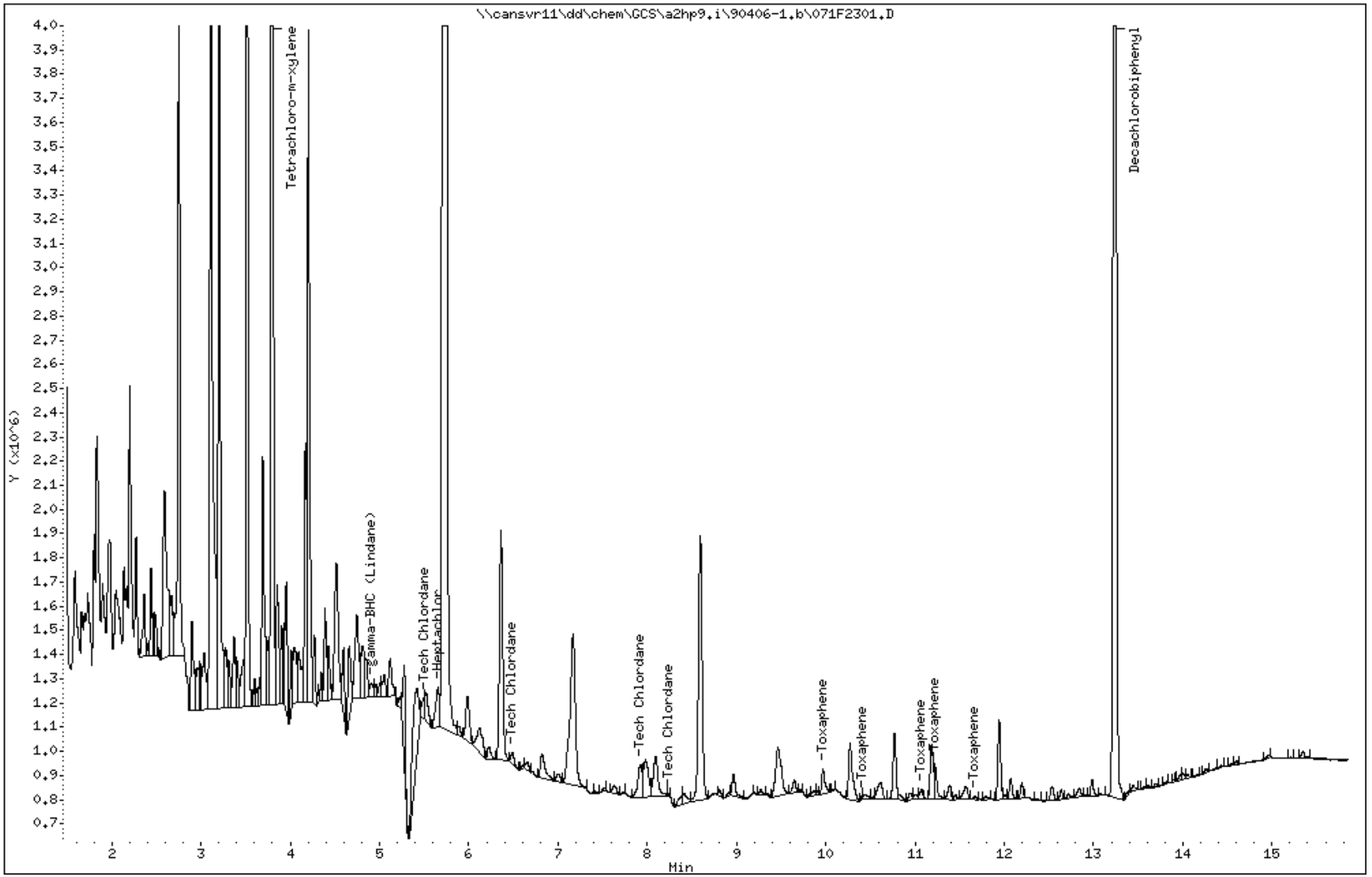

COMPOUNDS and EXP. RT REPORT

Operator: 093905 Date Acquired: 07-APR-2009 18:28
Data File: //cansvr11/dd/chem/GCS/a2hp9.i/90406-1.b/071F2301.D
Lab Sample ID: K9C7R1CF
Misc. Info: 14-TCLP.SUB
Instrument: a2hp9.i
Method: \\cansvr11\dd\chem\GCS\a2hp9.i\90406-1.b\PEST9.m
Dilution Factor: 1

Compound	RT	Area	Amount	Conc
1) Tetrachloro-m-xylene	3.796	20514046	0.049	0.147 mg/L
5) gamma-BHC (Lindane)	4.908	140710	0.000	0.000 mg/L
9) Tech Chlordane	5.497	180022	0.009	0.000 mg/L
8) Heptachlor	5.655	475242	0.001	0.000 mg/L
12) Heptachlor epoxide	NOT DETECTED	Expected RT = 7.601		
18) Endrin	NOT DETECTED	Expected RT = 9.417		
24) Toxaphene	9.968	262798	0.019	0.000 mg/L
23) 4,4'-DDT	NOT DETECTED	Expected RT = 10.221		
27) Methoxychlor	NOT DETECTED	Expected RT = 11.119		
30) Decachlorobiphenyl	13.238	19848416	0.059	0.178 mg/L

TestAmerica North Canton

PESTICIDES 8081/608

Data file : \\cansvr11\dd\chem\GCS\a2hp9.i\90406-1.b\90406-1.b\071F2301.D
Lab Smp Id: K9C7R1CF Client Smp ID: SCFqc-001-0008-WS
Inj Date : 07-APR-2009 18:28
Operator : 093905 Inst ID: a2hp9.i
Smp Info : K9C7R1CF
Misc Info : 14-TCLP.SUB
Comment :
Method : \\cansvr11\dd\chem\GCS\a2hp9.i\90406-1.b\PEST9.m\PEST9r.m
Meth Date : 08-Apr-2009 06:29 vandorenc Quant Type: ESTD
Cal Date : 06-APR-2009 20:44 Cal File: 013F1301.D
Als bottle: 71
Dil Factor: 1.00000
Integrator: Falcon Compound Sublist: 14-TCLP.SUB
Target Version: 4.14 Sample Matrix: WATER
Processing Host: CANPGCSV23

Concentration Formula: Amt * DF * Vt*Vi/Vo * CpndVariable

Name	Value	Description
DF	1.000	Dilution Factor
Vt	3.000	Volume of final extract (mL)
Vo	250.000	Volume of sample extracted (mL)
Vi	1.000	Volume injected (uL)
Cpnd Variable		Local Compound Variable

RT	EXP RT	DLT RT	RESPONSE	CONCENTRATIONS ON-COL (ng)	FINAL (mg/L)	TARGET RANGE	RATIO
$ 1 Tetrachloro-m-xylene						CAS #: 877-09-8	
4.606	4.605	0.001	31509709	0.05112	0.1534		
5 gamma-BHC (Lindane)						CAS #: 58-89-9	
Operator disabled compound identification.							
9 Tech Chlordane						CAS #: 57-74-9	
Operator disabled compound identification.							
12 Heptachlor epoxide						CAS #: 1024-57-3	
9.561	9.567	-0.006	219405	4e-004	0.000004356		

RT	EXP RT	DLT RT	RESPONSE	CONCENTRATIONS ON-COL (ng)	CONCENTRATIONS FINAL (mg/L)	TARGET RANGE	RATIO

18 Endrin CAS #: 72-20-8

Peaks not detected for Quant. or Qual. signal(s).

---

23 Toxaphene CAS #: 8001-35-2

Operator disabled compound identification.

---

8 Heptachlor CAS #: 76-44-8

Peaks not detected for Quant. or Qual. signal(s).

---

27 Methoxychlor CAS #: 72-43-5

13.046	13.049	-0.003	289759	0.00343	0.00004110		

$ 30 Decachlorobiphenyl CAS #: 2051-24-3

15.065	15.065	0.000	8171367	0.05781	0.1734		

Data File: \\cansvr11\dd\chem\GCS\a2hp9.i\90406-1.b\90406-1.b\071F2301.D

Page 1

Date : 07-APR-2009 18:28

Client ID: SCFqc-001-0008-WS

Instrument: a2hp9.i

Sample Info: K9C7R1CF

Volume Injected (uL): 1.0

Operator: 093905

Column phase: clp pesticides II

Column diameter: 0.53

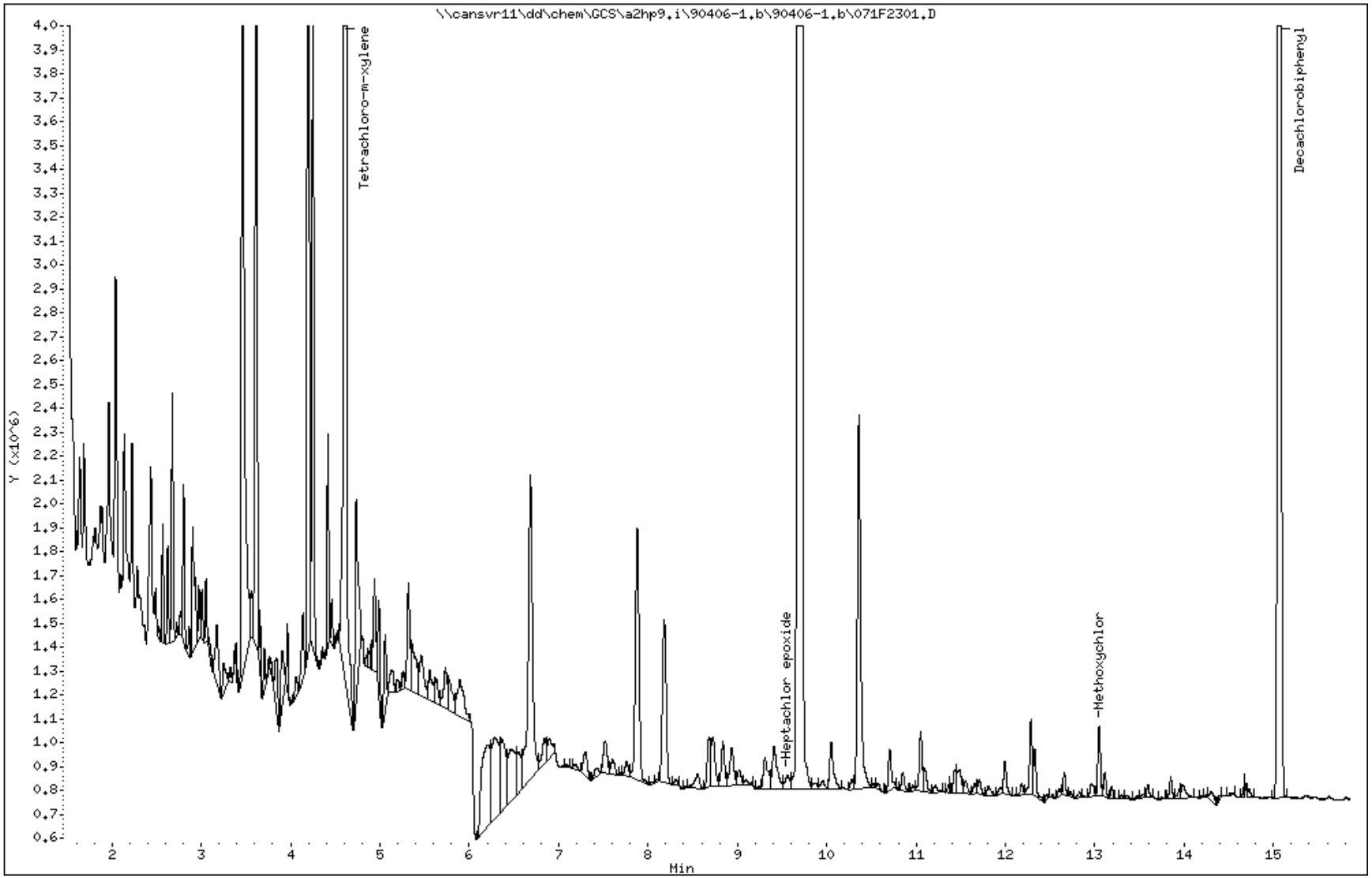

COMPOUNDS and EXP. RT REPORT

Operator: 093905 Date Acquired: 07-APR-2009 18:28
Data File: //cansvr11/dd/chem/GCS/a2hp9.i/90406-1.b/90406-1.b/071F2301.D
Lab Sample ID: K9C7R1CF
Misc. Info: 14-TCLP.SUB
Instrument: a2hp9.i
Method: \\cansvr11\dd\chem\GCS\a2hp9.i\90406-1.b\PEST9.m\PEST9r.m
Dilution Factor: 1

Compound	RT	Area	Amount	Conc
1) Tetrachloro-m-xylene	4.607	31509709	0.051	0.153 mg/L
5) gamma-BHC (Lindane)	NOT DETECTED	Expected RT = 6.383		
9) Tech Chlordane	NOT DETECTED	Expected RT = 7.087		
8) Heptachlor	NOT DETECTED	Expected RT = 7.488		
12) Heptachlor epoxide	9.562	219405	0.000	0.000 mg/L
18) Endrin	NOT DETECTED	Expected RT = 11.264		
23) Toxaphene	NOT DETECTED	Expected RT = 11.754		
27) Methoxychlor	13.047	587150	0.003	0.000 mg/L
30) Decachlorobiphenyl	15.065	18292175	0.058	0.173 mg/L

Science Applications International Corp

Client Sample ID: SCFmw-002-0009-WS

GC Semivolatiles

Lot-Sample #...: A9C310174-007 **Work Order #...:** K9C7W1AQ **Matrix.....:** SO
Date Sampled...: 03/27/09 14:57 **Date Received..:** 03/28/09
Prep Date.....: 04/01/09 **Analysis Date..:** 04/15/09
Prep Batch #...: 9091042
Dilution Factor: 1 **Initial Wgt/Vol:** 30.03 g **Final Wgt/Vol..:** 10 mL
% Moisture.....: 20 **Method.....:** SW846 8081A

PARAMETER	RESULT	REPORTING LIMIT	UNITS
alpha-BHC	ND	2.1	ug/kg
beta-BHC	ND	2.1	ug/kg
delta-BHC	ND	2.1	ug/kg
gamma-BHC (Lindane)	ND	2.1	ug/kg
Heptachlor	ND	2.1	ug/kg
Aldrin	ND	2.1	ug/kg
Heptachlor epoxide	ND	2.1	ug/kg
Endosulfan I	ND	2.1	ug/kg
Dieldrin	ND	2.1	ug/kg
4,4'-DDE	ND	2.1	ug/kg
Endrin	ND	2.1	ug/kg
Endosulfan II	ND	2.1	ug/kg
4,4'-DDD	ND	2.1	ug/kg
Endosulfan sulfate	ND	2.1	ug/kg
4,4'-DDT	ND	2.1	ug/kg
Methoxychlor	ND	4.1	ug/kg
Endrin ketone	ND	2.1	ug/kg
Endrin aldehyde	ND	2.1	ug/kg
alpha-Chlordane	ND	2.1	ug/kg
gamma-Chlordane	ND	2.1	ug/kg
Toxaphene	ND	84	ug/kg

SURROGATE	PERCENT RECOVERY	RECOVERY LIMITS
Tetrachloro-m-xylene	81	(50 - 150)
Decachlorobiphenyl	113	(50 - 150)

NOTE(S):

Results and reporting limits have been adjusted for dry weight.

TestAmerica North Canton

PESTICIDES 8081/608

Data file : \\cansvr11\dd\chem\GCS\a2hp9.i\90415-1.b\027F2701.D
Lab Smp Id: K9C7W1AQ Client Smp ID: SCFmw-002-0009-WS
Inj Date : 15-APR-2009 20:34
Operator : 093905 Inst ID: a2hp9.i
Smp Info : K9C7W1AQ
Misc Info :
Comment   :
Method   : \\cansvr11\dd\chem\GCS\a2hp9.i\90415-1.b\PEST9.m
Meth Date : 16-Apr-2009 09:08 vandorenc Quant Type: ESTD
Cal Date : 06-APR-2009 20:44 Cal File: 013F1301.D
Als bottle: 27
Dil Factor: 1.00000
Integrator: Falcon Compound Sublist: 19-pestap9.sub
Target Version: 4.14 Sample Matrix: SOIL
Processing Host: CANPGCSV23

Concentration Formula: Amt * DF * Vt*Vi/Ws * CpndVariable

Name	Value	Description
DF	1.000	Dilution Factor
Vt	10000.000	Volume of final extract
Vi	1.000	volume injected
Ws	30.030	initial volume of sample
Cpnd Variable		Local Compound Variable

				CONCENTRATIONS ON-COL	FINAL		
RT	EXP RT	DLT RT	RESPONSE	(ng)	(ug/Kg)	TARGET RANGE	RATIO
$ 1 Tetrachloro-m-xylene						CAS #: 877-09-8	
3.792	3.792	0.000	6780203	0.01623	0.1623		
2 Hexachlorobenzene						CAS #: 118-74-1	
4.265	4.273	-0.008	530118	0.00117	0.3893		
		Average of Peak Concentrations =			0.3893		
3 Diallate						CAS #: 2303-16-4	

Peaks not detected for Quant. or Qual. signal(s).

4 alpha-BHC						CAS #: 319-84-6	
4.512	4.493	0.019	592871	9e-004	0.2844		

RT	EXP RT	DLT RT	RESPONSE	CONCENTRATIONS ON-COL (ng)	FINAL (ug/Kg)	TARGET RANGE	RATIO
5 gamma-BHC (Lindane)					CAS #: 58-89-9		
Peaks not detected for Quant. or Qual. signal(s).							
6 beta-BHC					CAS #: 319-85-7		
5.055	5.060	-0.005	248381	1e-003	0.3269		
7 delta-BHC					CAS #: 319-86-8		
5.297	5.307	-0.010	316055	5e-004	0.1719		
8 Heptachlor					CAS #: 76-44-8		
Peaks not detected for Quant. or Qual. signal(s).							
9 Tech Chlordane					CAS #: 57-74-9		
5.495	5.497	-0.002	68982	0.00630	2.099	0.00- 20.00	100.00
0.000	6.494	-6.494	0	0.0000	0.0000	0.00- 20.00	0.00
0.000	7.898	-7.898	0	0.0000	0.0000	0.00- 20.00	0.00
8.224	8.209	0.015	57022	0.00180	0.5980	0.00- 20.00	82.66
Average of Peak Concentrations =					1.349		
10 Aldrin					CAS #: 309-00-2		
6.147	6.160	-0.013	3127933	0.00512	1.704		
11 Isodrin					CAS #: 465-73-6		
6.840	6.843	-0.003	953583	0.00657	2.188		
12 Heptachlor epoxide					CAS #: 1024-57-3		
7.575	7.596	-0.021	18443	3e-005	0.01155		
13 gamma-Chlordane					CAS #: 5103-74-2		
Peaks not detected for Quant. or Qual. signal(s).							
14 alpha-Chlordane					CAS #: 5103-71-9		
8.224	8.218	0.006	184913	3e-004	0.1141		
15 Endosulfan I					CAS #: 959-98-8		
Peaks not detected for Quant. or Qual. signal(s).							
16 4,4'-DDE					CAS #: 72-55-9		
8.551	8.549	0.002	228247	4e-004	0.1442		
17 Dieldrin					CAS #: 60-57-1		
Peaks not detected for Quant. or Qual. signal(s).							

```
--------------------------------------------------------------------------------
   18 Endrin                                      CAS #: 72-20-8
9.383    9.412   -0.029           21603  5e-005  0.01505
--------------------------------------------------------------------------------
   19 Kepone                                      CAS #: 143-50-0
9.447    9.475   -0.028          141089 0.12610    41.99
--------------------------------------------------------------------------------
```

RT	EXP RT	DLT RT	RESPONSE	CONCENTRATIONS ON-COL (ng)	FINAL (ug/Kg)	TARGET RANGE	RATIO
20 4,4'-DDD					CAS #: 72-54-8		
9.720	9.728	-0.008	151594	4e-004	0.1361		
21 Chlorobenzilate					CAS #: 510-15-6		
9.801	9.817	-0.016	153205	0.00696	2.318		
22 Endosulfan II					CAS #: 33213-65-9		

Peaks not detected for Quant. or Qual. signal(s).

24 Toxaphene					CAS #: 8001-35-2		

Operator disabled compound identification.

23 4,4'-DDT					CAS #: 50-29-3		

Peaks not detected for Quant. or Qual. signal(s).

25 Endrin aldehyde					CAS #: 7421-93-4		

Peaks not detected for Quant. or Qual. signal(s).

26 Mirex					CAS #: 2385-85-5		
11.071	11.073	-0.002	210900				
27 Methoxychlor					CAS #: 72-43-5		
11.126	11.114	0.012	10887	2e-004	0.06019		
28 Endosulfan sulfate					CAS #: 1031-07-8		

Peaks not detected for Quant. or Qual. signal(s).

29 Endrin ketone					CAS #: 53494-70-5		
11.676	11.678	-0.002	126951	3e-004	0.1096		
$ 30 Decachlorobiphenyl					CAS #: 2051-24-3		
13.230	13.234	-0.004	7311090	0.02261	0.2261		

Data File: \\cansvr11\dd\chem\GCS\a2hp9.i\90415-1.b\027F2701.D

Page 1

Date : 15-APR-2009 20:34

Client ID: SCFmw-002-0009-WS

Instrument: a2hp9.i

Sample Info: K9C7W1AQ

Volume Injected (uL): 1.0

Operator: 093905

Column phase: clp pesticides I

Column diameter: 0.53

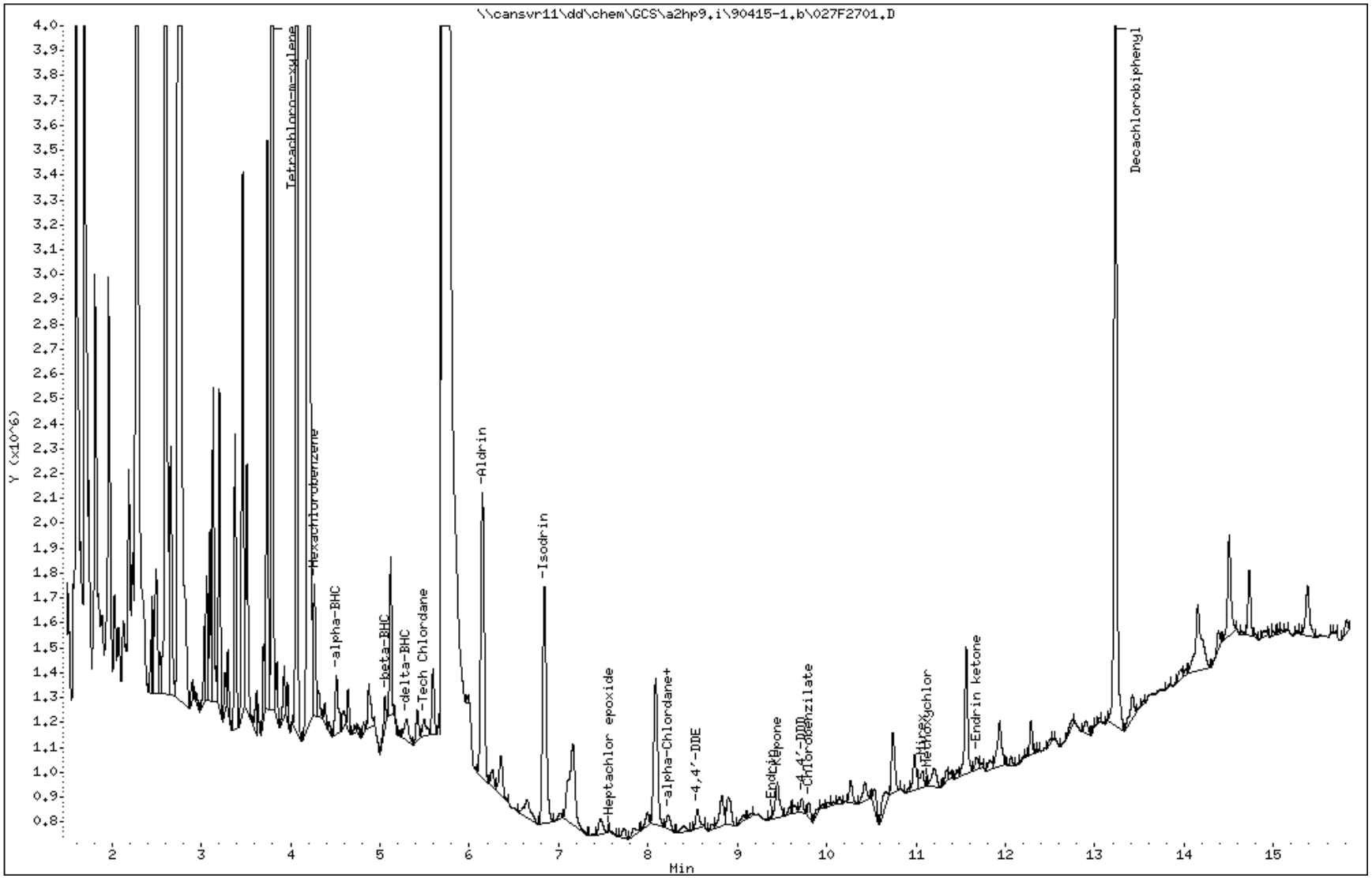

COMPOUNDS and EXP. RT REPORT

Operator: 093905 Date Acquired: 15-APR-2009 20:34
Data File: //cansvr11/dd/chem/GCS/a2hp9.i/90415-1.b/027F2701.D
Lab Sample ID: K9C7W1AQ
Misc. Info:
Instrument: a2hp9.i
Method: \\cansvr11\dd\chem\GCS\a2hp9.i\90415-1.b\PEST9.m
Dilution Factor: 1

	Compound	RT	Area	Amount	Conc
1)	Tetrachloro-m-xylene	3.793	6780203	0.016	0.162 ug/Kg
2)	Hexachlorobenzene	4.266	989183	0.001	0.389 ug/Kg
3)	Diallate	NOT DETECTED	Expected RT = 4.327		
4)	alpha-BHC	4.513	592871	0.001	0.284 ug/Kg
5)	gamma-BHC (Lindane)	NOT DETECTED	Expected RT = 4.914		
6)	beta-BHC	5.055	248381	0.001	0.327 ug/Kg
7)	delta-BHC	5.298	316055	0.001	0.172 ug/Kg
9)	Tech Chlordane	5.495	199007	0.006	2.099 ug/Kg
8)	Heptachlor	NOT DETECTED	Expected RT = 5.633		
10)	Aldrin	6.148	3127933	0.005	1.704 ug/Kg
11)	Isodrin	6.840	2801669	0.007	2.188 ug/Kg
12)	Heptachlor epoxide	7.575	18443	0.000	0.012 ug/Kg
13)	gamma-Chlordane	NOT DETECTED	Expected RT = 7.903		
14)	alpha-Chlordane	8.224	184913	0.000	0.114 ug/Kg
15)	Endosulfan I	NOT DETECTED	Expected RT = 8.475		
16)	4,4'-DDE	8.552	228247	0.000	0.144 ug/Kg
17)	Dieldrin	NOT DETECTED	Expected RT = 8.986		
18)	Endrin	9.383	21603	0.000	0.015 ug/Kg
19)	Kepone	9.448	479418	0.126	41.990 ug/Kg
20)	4,4'-DDD	9.720	151594	0.000	0.136 ug/Kg
21)	Chlorobenzilate	9.802	153205	0.007	2.318 ug/Kg
22)	Endosulfan II	NOT DETECTED	Expected RT = 9.834		
24)	Toxaphene	NOT DETECTED	Expected RT = 9.952		
23)	4,4'-DDT	NOT DETECTED	Expected RT = 10.217		
25)	Endrin aldehyde	NOT DETECTED	Expected RT = 10.585		
26)	Mirex	11.072	210900	0.000	0.000 ug/Kg
27)	Methoxychlor	11.127	12854	0.000	0.060 ug/Kg
28)	Endosulfan sulfate	NOT DETECTED	Expected RT = 11.285		
29)	Endrin ketone	11.677	126951	0.000	0.110 ug/Kg
30)	Decachlorobiphenyl	13.230	7311090	0.023	0.226 ug/Kg

TestAmerica North Canton

PESTICIDES 8081/608

Data file : \\cansvr11\dd\chem\GCS\a2hp9.i\90415-1.b\90415-1.b\027F2701.D
Lab Smp Id: K9C7W1AQ Client Smp ID: SCFmw-002-0009-WS
Inj Date : 15-APR-2009 20:34
Operator : 093905 Inst ID: a2hp9.i
Smp Info : K9C7W1AQ
Misc Info :
Comment :
Method : \\cansvr11\dd\chem\GCS\a2hp9.i\90415-1.b\PEST9.m\PEST9r.m
Meth Date : 16-Apr-2009 09:08 vandorenc Quant Type: ESTD
Cal Date : 06-APR-2009 19:15 Cal File: 009F0901.D
Als bottle: 27
Dil Factor: 1.00000
Integrator: Falcon Compound Sublist: 19-pestap9.sub
Target Version: 4.14 Sample Matrix: SOIL

Concentration Formula: Amt * DF * Vt*Vi/Ws * CpndVariable

Name	Value	Description
DF	1.000	Dilution Factor
Vt	10000.000	Volume of final extract
Vi	1.000	volume injected
Ws	30.030	initial volume of sample
Cpnd Variable		Local Compound Variable

RT	EXP RT	DLT RT	RESPONSE	CONCENTRATIONS ON-COL (ng)	CONCENTRATIONS FINAL (ug/Kg)	TARGET RANGE	RATIO
$ 1 Tetrachloro-m-xylene					CAS #: 877-09-8		
4.604	4.604	0.000	10055384	0.01544	0.1544		
2 Diallate					CAS #: 2303-16-4		
5.269	5.276	-0.007	810807	0.05546	18.47	0.00- 20.00	100.00
5.455	5.470	-0.015	212144	0.08506	28.32	0.00- 20.00	26.16
		Average of Peak Concentrations =			23.40		
3 Hexachlorobenzene					CAS #: 118-74-1		
5.339	5.356	-0.017	3872967	0.00433	1.443		
		Average of Peak Concentrations =			1.443		
4 alpha-BHC					CAS #: 319-84-6		
5.625	5.635	-0.010	55724	5e-005	0.01618		
5 gamma-BHC (Lindane)					CAS #: 58-89-9		
6.367	6.381	-0.014	77838	8e-005	0.02593		

RT	EXP RT	DLT RT	RESPONSE	CONCENTRATIONS ON-COL (ng)	FINAL (ug/Kg)	TARGET RANGE	RATIO

6 beta-BHC CAS #: 319-85-7

Peaks not detected for Quant. or Qual. signal(s).

---

9 Tech Chlordane CAS #: 57-74-9

7.090	7.081	0.009	55721	0.00519	1.730	0.00- 20.00	100.00
0.000	8.704	-8.704	0	0.0000	0.0000	0.00- 20.00	0.00
0.000	9.927	-9.927	0	0.0000	0.0000	0.00- 20.00	0.00
10.185	10.207	-0.022	40293	0.00138	0.4584	0.00- 20.00	72.31

Average of Peak Concentrations = 1.094

---

7 delta-BHC CAS #: 319-86-8

7.380	7.368	0.012	61318	2e-004	0.06452		

---

8 Heptachlor CAS #: 76-44-8

7.510	7.484	0.026	1117517	0.00402	1.338		

---

10 Aldrin CAS #: 309-00-2

Peaks not detected for Quant. or Qual. signal(s).

---

11 Isodrin CAS #: 465-73-6

9.169	9.153	0.016	23878	4.e-005	0.01338		

---

12 Heptachlor epoxide CAS #: 1024-57-3

Peaks not detected for Quant. or Qual. signal(s).

---

13 gamma-Chlordane CAS #: 5103-74-2

Peaks not detected for Quant. or Qual. signal(s).

---

14 alpha-Chlordane CAS #: 5103-71-9

10.185	10.208	-0.023	107137	0.00015	0.05002		

---

15 Endosulfan I CAS #: 959-98-8

10.271	10.279	-0.008	154520	6e-004	0.1875		

---

16 4,4'-DDE CAS #: 72-55-9

Peaks not detected for Quant. or Qual. signal(s).

---

17 Dieldrin CAS #: 60-57-1

Peaks not detected for Quant. or Qual. signal(s).

```
--------------------------------------------------------------------------------
   19 Chlorobenzilate                            CAS #: 510-15-6
11.357  11.366   -0.009           35572 0.00387    1.288
--------------------------------------------------------------------------------
```

RT	EXP RT	DLT RT	RESPONSE	CONCENTRATIONS ON-COL (ng)	FINAL (ug/Kg)	TARGET RANGE	RATIO
20 Kepone					CAS #: 143-50-0		
Peaks not detected for Quant. or Qual. signal(s).							
18 Endrin					CAS #: 72-20-8		
11.259	11.261	-0.002	68067	3e-004	0.08439		
21 4,4'-DDD					CAS #: 72-54-8		
11.559	11.542	0.017	59159	0.00013	0.04329		
22 Endosulfan II					CAS #: 33213-65-9		
Peaks not detected for Quant. or Qual. signal(s).							
23 Toxaphene					CAS #: 8001-35-2		
Operator disabled compound identification.							
24 4,4'-DDT					CAS #: 50-29-3		
12.044	12.015	0.029	93418	3e-004	0.09196		
25 Endrin aldehyde					CAS #: 7421-93-4		
12.130	12.147	-0.017	7657	5e-005	0.01506		
26 Endosulfan sulfate					CAS #: 1031-07-8		
Peaks not detected for Quant. or Qual. signal(s).							
28 Mirex					CAS #: 2385-85-5		
Peaks not detected for Quant. or Qual. signal(s).							
27 Methoxychlor					CAS #: 72-43-5		
13.043	13.046	-0.003	141332	0.00186	0.6205		(M)
29 Endrin ketone					CAS #: 53494-70-5		
13.290	13.304	-0.014	206014	1e-003	0.3270		
$ 30 Decachlorobiphenyl					CAS #: 2051-24-3		
15.057	15.062	-0.005	2799397	0.02045	0.2045		

QC Flag Legend

M - Compound response manually integrated.

Data File: \\cansvr11\dd\chem\GCS\a2hp9.i\90415-1.b\90415-1.b\027F2701.D

Page 1

Date : 15-APR-2009 20:34

Client ID: SCFmw-002-0009-WS

Instrument: a2hp9.i

Sample Info: K9C7W1AQ

Volume Injected (uL): 1.0

Operator: 093905

Column phase: clp pesticides II

Column diameter: 0.53

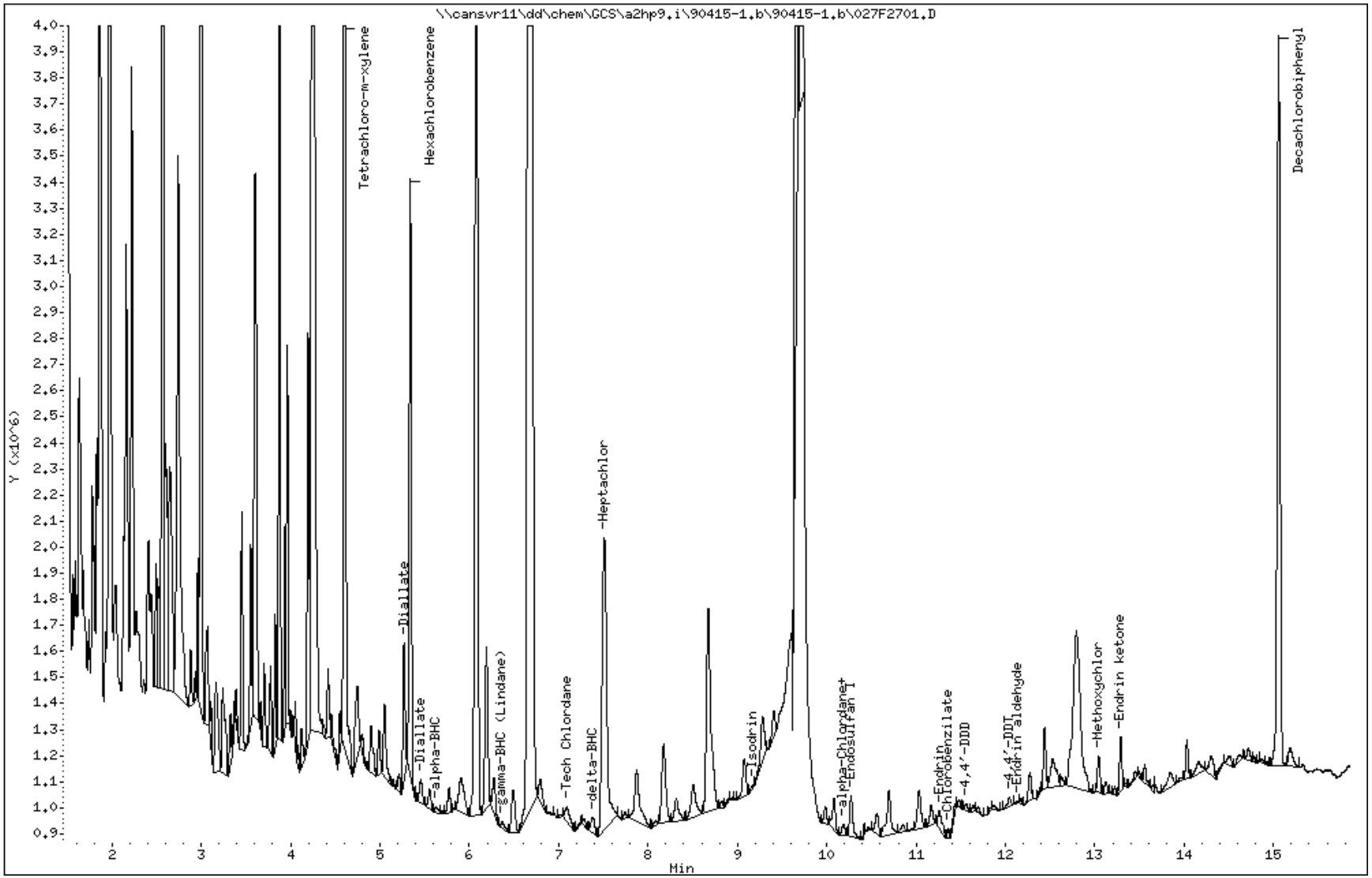

COMPOUNDS and EXP. RT REPORT

Operator: 093905 Date Acquired: 15-APR-2009 20:34
Data File: //cansvr11/dd/chem/GCS/a2hp9.i/90415-1.b/90415-1.b/027F2701.D
Lab Sample ID: K9C7W1AQ
Misc. Info:
Instrument: a2hp9.i
Method: \\cansvr11\dd\chem\GCS\a2hp9.i\90415-1.b\PEST9.m\PEST9r.m
Dilution Factor: 1

Compound	RT	Area	Amount	Conc
1) Tetrachloro-m-xylene	4.604	10055384	0.015	0.154 ug/Kg
2) Diallate	5.269	810807	0.055	18.467 ug/Kg
3) Hexachlorobenzene	5.339	3872967	0.004	1.443 ug/Kg
4) alpha-BHC	5.626	55724	0.000	0.016 ug/Kg
5) gamma-BHC (Lindane)	6.368	77838	0.000	0.026 ug/Kg
6) beta-BHC	NOT DETECTED	Expected RT = 6.610		
9) Tech Chlordane	7.090	213839	0.005	1.730 ug/Kg
7) delta-BHC	7.380	186942	0.000	0.065 ug/Kg
8) Heptachlor	7.511	4116120	0.004	1.338 ug/Kg
10) Aldrin	NOT DETECTED	Expected RT = 8.284		
11) Isodrin	9.169	23878	0.000	0.013 ug/Kg
12) Heptachlor epoxide	NOT DETECTED	Expected RT = 9.565		
13) gamma-Chlordane	NOT DETECTED	Expected RT = 9.930		
14) alpha-Chlordane	10.186	107137	0.000	0.050 ug/Kg
15) Endosulfan I	10.272	390775	0.001	0.187 ug/Kg
16) 4,4'-DDE	NOT DETECTED	Expected RT = 10.592		
17) Dieldrin	NOT DETECTED	Expected RT = 10.766		
18) Endrin	11.259	236124	0.000	0.084 ug/Kg
19) Chlorobenzilate	11.358	47273	0.004	1.288 ug/Kg
20) Kepone	NOT DETECTED	Expected RT = 11.404		
21) 4,4'-DDD	11.559	59159	0.000	0.043 ug/Kg
22) Endosulfan II	NOT DETECTED	Expected RT = 11.612		
23) Toxaphene	NOT DETECTED	Expected RT = 11.749		
24) 4,4'-DDT	12.044	93418	0.000	0.092 ug/Kg
25) Endrin aldehyde	12.131	12206	0.000	0.015 ug/Kg
26) Endosulfan sulfate	NOT DETECTED	Expected RT = 12.560		
28) Mirex	NOT DETECTED	Expected RT = 12.940		
27) Methoxychlor	13.043	287165	0.002	0.620 ug/Kg
29) Endrin ketone	13.291	376060	0.001	0.327 ug/Kg
30) Decachlorobiphenyl	15.058	6433373	0.020	0.205 ug/Kg

Data File Name: 027F2701.D
Inj. Date and Time: 15-APR-2009 20:34
Instrument ID: a2hp9.i
Client ID: SCFmw-002-0009-WS
Compound Name: Methoxychlor
CAS #: 72-43-5
Report Date: 04/16/2009

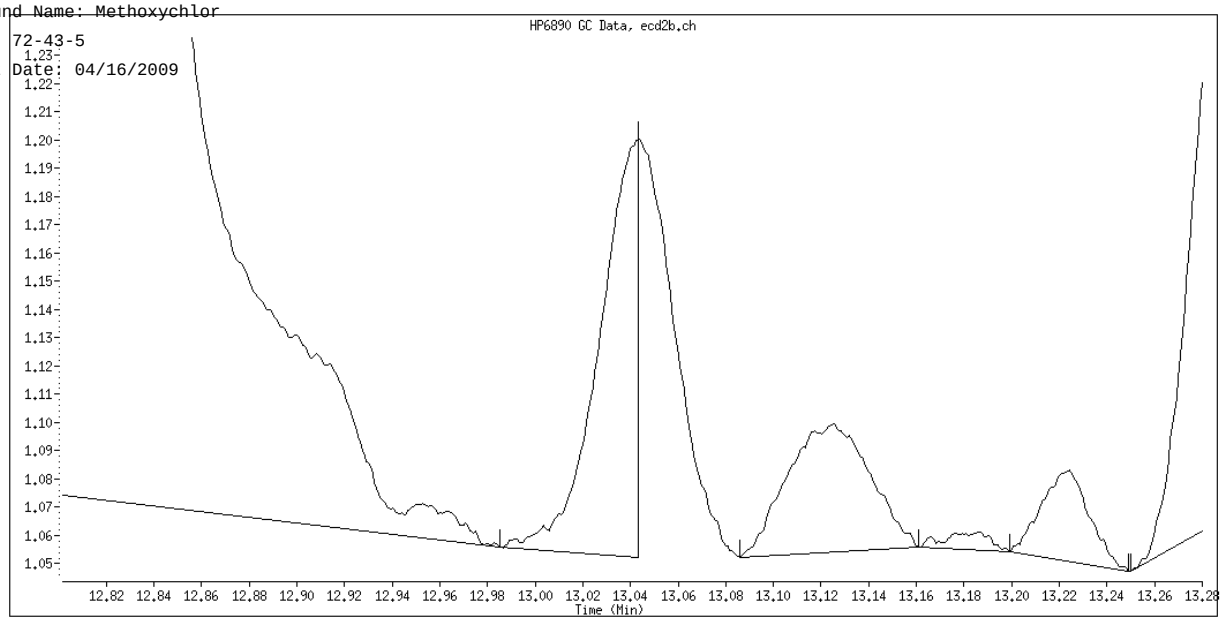

Original Integration

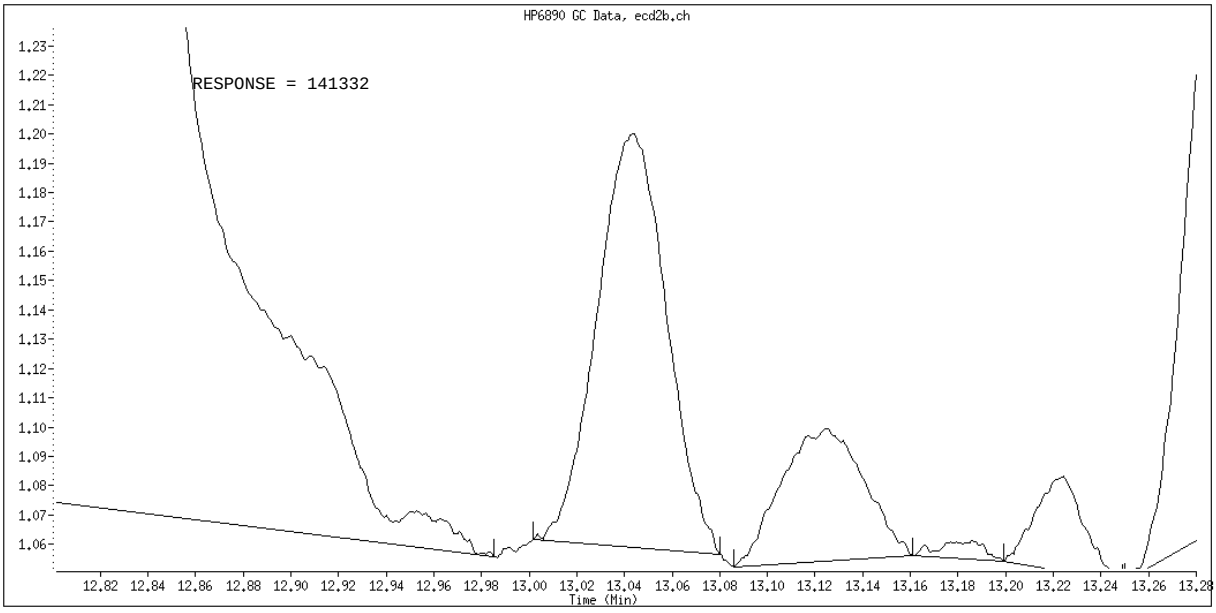

Manual Integration

Manually Integrated By: vandorenc
Manual Integration Reason: Baseline Event

Science Applications International Corp

Client Sample ID: SCFmw-002-0009-WS

TCLP GC Semivolatiles

Lot-Sample #...: A9C310174-007 **Work Order #...:** K9C7W1CF **Matrix.....:** SO
Date Sampled...: 03/27/09 14:57 **Date Received..:** 03/28/09
Leach Date.....: 04/01/09 **Prep Date.....:** 04/02/09 **Analysis Date..:** 04/07/09
Leach Batch #..: P909113 **Prep Batch #...:** 9092034
Dilution Factor: 1 **Initial Wgt/Vol:** 250 mL **Final Wgt/Vol..:** 3 mL
% Moisture.....: 20 **Method.....:** SW846 8081A

PARAMETER	RESULT	REPORTING LIMIT	UNITS
Chlordane (technical)	ND	0.0050	mg/L
Endrin	ND	0.00050	mg/L
Heptachlor	ND	0.00050	mg/L
Heptachlor epoxide	ND	0.00050	mg/L
Lindane	ND	0.00050	mg/L
Methoxychlor	ND	0.0010	mg/L
Toxaphene	ND	0.020	mg/L

SURROGATE	PERCENT RECOVERY	RECOVERY LIMITS
Decachlorobiphenyl	81	(31 - 115)
Tetrachloro-m-xylene	68	(47 - 110)

NOTE(S):

Analysis performed in accordance with USEPA Toxicity Characteristic Leaching Procedure Method 1311

TestAmerica North Canton

PESTICIDES 8081/608

Data file : \\cansvr11\dd\chem\GCS\a2hp9.i\90406-1.b\072F2401.D
Lab Smp Id: K9C7W1CF Client Smp ID: SCFmw-002-0009-WS
Inj Date : 07-APR-2009 18:51
Operator : 093905 Inst ID: a2hp9.i
Smp Info : K9C7W1CF
Misc Info : 14-TCLP.SUB
Comment   :
Method   : \\cansvr11\dd\chem\GCS\a2hp9.i\90406-1.b\PEST9.m
Meth Date : 08-Apr-2009 10:00 vandorenc Quant Type: ESTD
Cal Date : 06-APR-2009 20:44 Cal File: 013F1301.D
Als bottle: 72
Dil Factor: 1.00000
Integrator: Falcon Compound Sublist: 14-TCLP.SUB
Target Version: 4.14 Sample Matrix: WATER
Processing Host: CANPGCSV23

Concentration Formula: Amt * DF * Vt*Vi/Vo * CpndVariable

Name	Value	Description
DF	1.000	Dilution Factor
Vt	3.000	Volume of final extract (mL)
Vo	250.000	Volume of sample extracted (mL)
Vi	1.000	Volume injected (uL)
Cpnd Variable		Local Compound Variable

RT	EXP RT	DLT RT	RESPONSE	CONCENTRATIONS ON-COL (ng)	CONCENTRATIONS FINAL (mg/L)	TARGET RANGE	RATIO
$ 1 Tetrachloro-m-xylene						CAS #: 877-09-8	
3.795	3.793	0.002	18642778	0.04443	0.1333		
5 gamma-BHC (Lindane)						CAS #: 58-89-9	
4.924	4.915	0.009	32566	6e-005	0.0000007720		
8 Heptachlor						CAS #: 76-44-8	
5.655	5.635	0.020	281633	6.e-004	0.000007177		
9 Tech Chlordane						CAS #: 57-74-9	

Operator disabled compound identification.

12 Heptachlor epoxide						CAS #: 1024-57-3	

Peaks not detected for Quant. or Qual. signal(s).

RT	EXP RT	DLT RT	RESPONSE	CONCENTRATIONS ON-COL (ng)	FINAL (mg/L)	TARGET RANGE	RATIO
18 Endrin					CAS #: 72-20-8		
Peaks not detected for Quant. or Qual. signal(s).							
24 Toxaphene					CAS #: 8001-35-2		
9.970	9.959	0.011	57765	0.01057	0.0001268	80.00- 120.00	100.00
0.000	10.389	-10.389	0	0.0000	0.0000	114.04- 154.04	0.00
11.072	11.099	-0.027	27488	0.00395	0.00004740	115.64- 155.64	47.59
11.230	11.244	-0.014	57966	0.00935	0.0001122	52.78- 92.78	100.35
11.660	11.651	0.009	4377	0.00117	0.00001406	69.36- 109.36	7.58
Average of Peak Concentrations = 0.00007514							
23 4,4'-DDT					CAS #: 50-29-3		
Peaks not detected for Quant. or Qual. signal(s).							
27 Methoxychlor					CAS #: 72-43-5		
Peaks not detected for Quant. or Qual. signal(s).							
$ 30 Decachlorobiphenyl					CAS #: 2051-24-3		
13.237	13.238	-0.001	18532972	0.05526	0.1658		

Data File: \\cansvr11\dd\chem\GCS\a2hp9.i\90406-1.b\072F2401.D

Date : 07-APR-2009 18:51

Client ID: SCFmw-002-0009-WS

Instrument: a2hp9.i

Sample Info: K9C7W1CF

Volume Injected (uL): 1.0

Operator: 093905

Column phase: clp pesticides I

Column diameter: 0.53

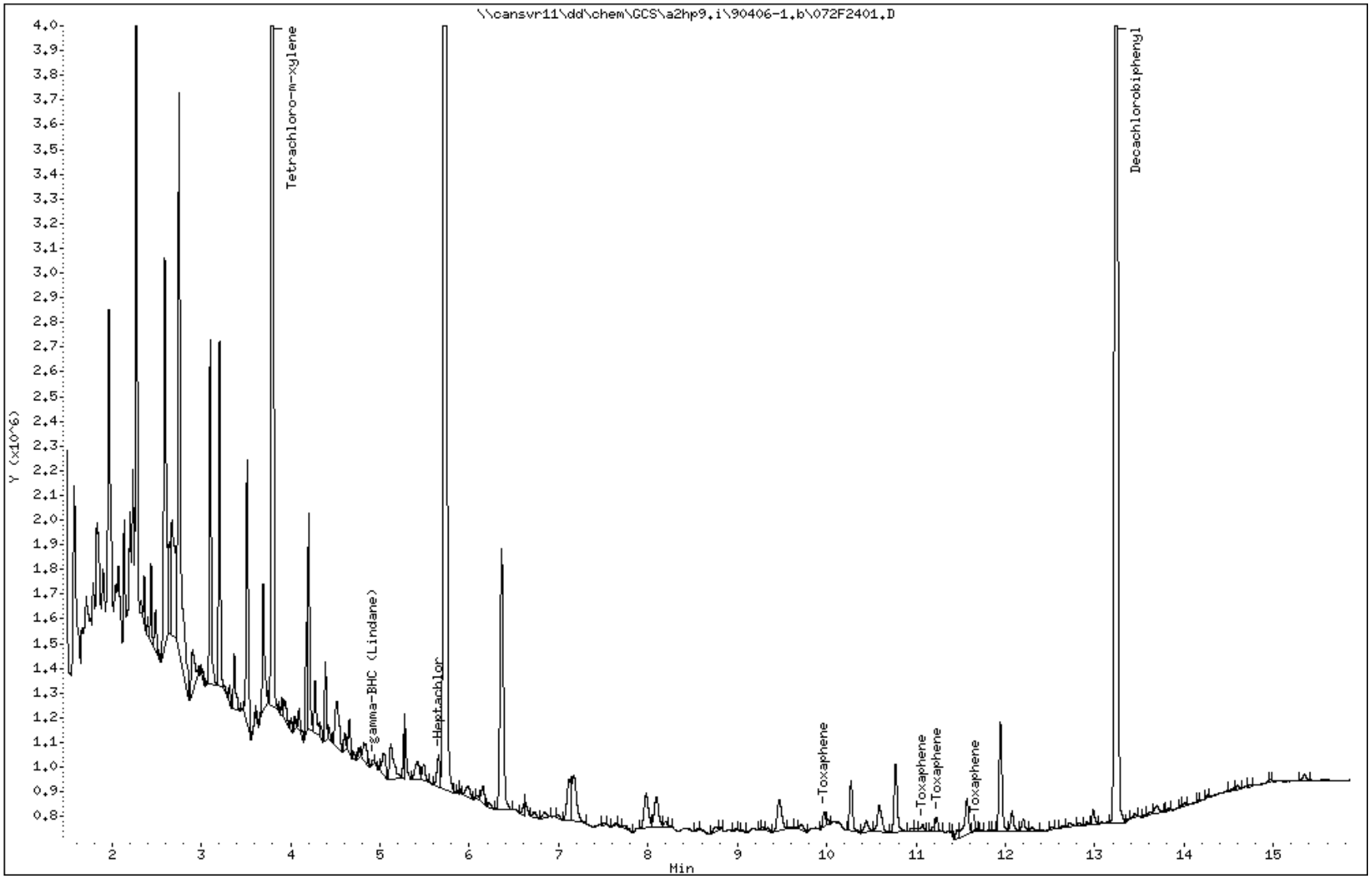

North Canton

COMPOUNDS and EXP. RT REPORT

Operator: 093905 Date Acquired: 07-APR-2009 18:51
Data File: //cansvr11/dd/chem/GCS/a2hp9.i/90406-1.b/072F2401.D
Lab Sample ID: K9C7W1CF
Misc. Info: 14-TCLP.SUB
Instrument: a2hp9.i
Method: \\cansvr11\dd\chem\GCS\a2hp9.i\90406-1.b\PEST9.m
Dilution Factor: 1

Compound	RT	Area	Amount	Conc
1) Tetrachloro-m-xylene	3.796	18642778	0.044	0.133 mg/L
5) gamma-BHC (Lindane)	4.924	32566	0.000	0.000 mg/L
9) Tech Chlordane	NOT DETECTED	Expected RT = 5.502		
8) Heptachlor	5.656	281633	0.001	0.000 mg/L
12) Heptachlor epoxide	NOT DETECTED	Expected RT = 7.601		
18) Endrin	NOT DETECTED	Expected RT = 9.417		
24) Toxaphene	9.971	124107	0.011	0.000 mg/L
23) 4,4'-DDT	NOT DETECTED	Expected RT = 10.221		
27) Methoxychlor	NOT DETECTED	Expected RT = 11.119		
30) Decachlorobiphenyl	13.238	18532972	0.055	0.166 mg/L

TestAmerica North Canton

PESTICIDES 8081/608

Data file : \\cansvr11\dd\chem\GCS\a2hp9.i\90406-1.b\90406-1.b\072F2401.D
Lab Smp Id: K9C7W1CF Client Smp ID: SCFmw-002-0009-WS
Inj Date : 07-APR-2009 18:51
Operator : 093905 Inst ID: a2hp9.i
Smp Info : K9C7W1CF
Misc Info : 14-TCLP.SUB
Comment :
Method : \\cansvr11\dd\chem\GCS\a2hp9.i\90406-1.b\PEST9.m\PEST9r.m
Meth Date : 08-Apr-2009 06:29 vandorenc Quant Type: ESTD
Cal Date : 06-APR-2009 20:44 Cal File: 013F1301.D
Als bottle: 72
Dil Factor: 1.00000
Integrator: Falcon Compound Sublist: 14-TCLP.SUB
Target Version: 4.14 Sample Matrix: WATER
Processing Host: CANPGCSV23

Concentration Formula: Amt * DF * Vt*Vi/Vo * CpndVariable

Name	Value	Description
DF	1.000	Dilution Factor
Vt	3.000	Volume of final extract (mL)
Vo	250.000	Volume of sample extracted (mL)
Vi	1.000	Volume injected (uL)
Cpnd Variable		Local Compound Variable

RT	EXP RT	DLT RT	RESPONSE	CONCENTRATIONS ON-COL (ng)	FINAL (mg/L)	TARGET RANGE	RATIO
$ 1 Tetrachloro-m-xylene						CAS #: 877-09-8	
4.607	4.605	0.002	28027633	0.04547	0.1364		
5 gamma-BHC (Lindane)						CAS #: 58-89-9	
6.366	6.382	-0.016	109796	2e-004	0.000001811		
9 Tech Chlordane						CAS #: 57-74-9	
7.098	7.087	0.011	8171	9e-004	0.00001129	0.00- 20.00	100.00
8.728	8.710	0.018	193761	0.01879	0.0002254	0.00- 20.00	2371.33
9.953	9.931	0.022	4443	2e-004	0.000001909	0.00- 20.00	54.38
0.000	10.209	-10.209	0	0.0000	0.0000	0.00- 20.00	0.00
Average of Peak Concentrations = 0.00007955							
12 Heptachlor epoxide						CAS #: 1024-57-3	
9.557	9.567	-0.010	80265	1e-004	0.000001594		
18 Endrin						CAS #: 72-20-8	
11.292	11.264	0.028	7861	3e-005	0.0000004175		

				CONCENTRATIONS ON-COL (ng)	FINAL (mg/L)	TARGET RANGE	RATIO
RT	EXP RT	DLT RT	RESPONSE				
23 Toxaphene					CAS #: 8001-35-2		

Peaks not detected for Quant. or Qual. signal(s).

---

8 Heptachlor CAS #: 76-44-8

Peaks not detected for Quant. or Qual. signal(s).

---

27 Methoxychlor					CAS #: 72-43-5		
13.047	13.049	-0.002	386538	0.00457	0.00005483		
$ 30 Decachlorobiphenyl					CAS #: 2051-24-3		
15.064	15.065	-0.001	7645635	0.05409	0.1623		

Data File: \\cansvr11\dd\chem\GCS\a2hp9.i\90406-1.b\90406-1.b\072F2401.D

Date : 07-APR-2009 18:51

Client ID: SCFmw-002-0009-WS

Instrument: a2hp9.i

Sample Info: K9C7W1CF

Volume Injected (uL): 1.0

Operator: 093905

Column phase: clp pesticides II

Column diameter: 0.53

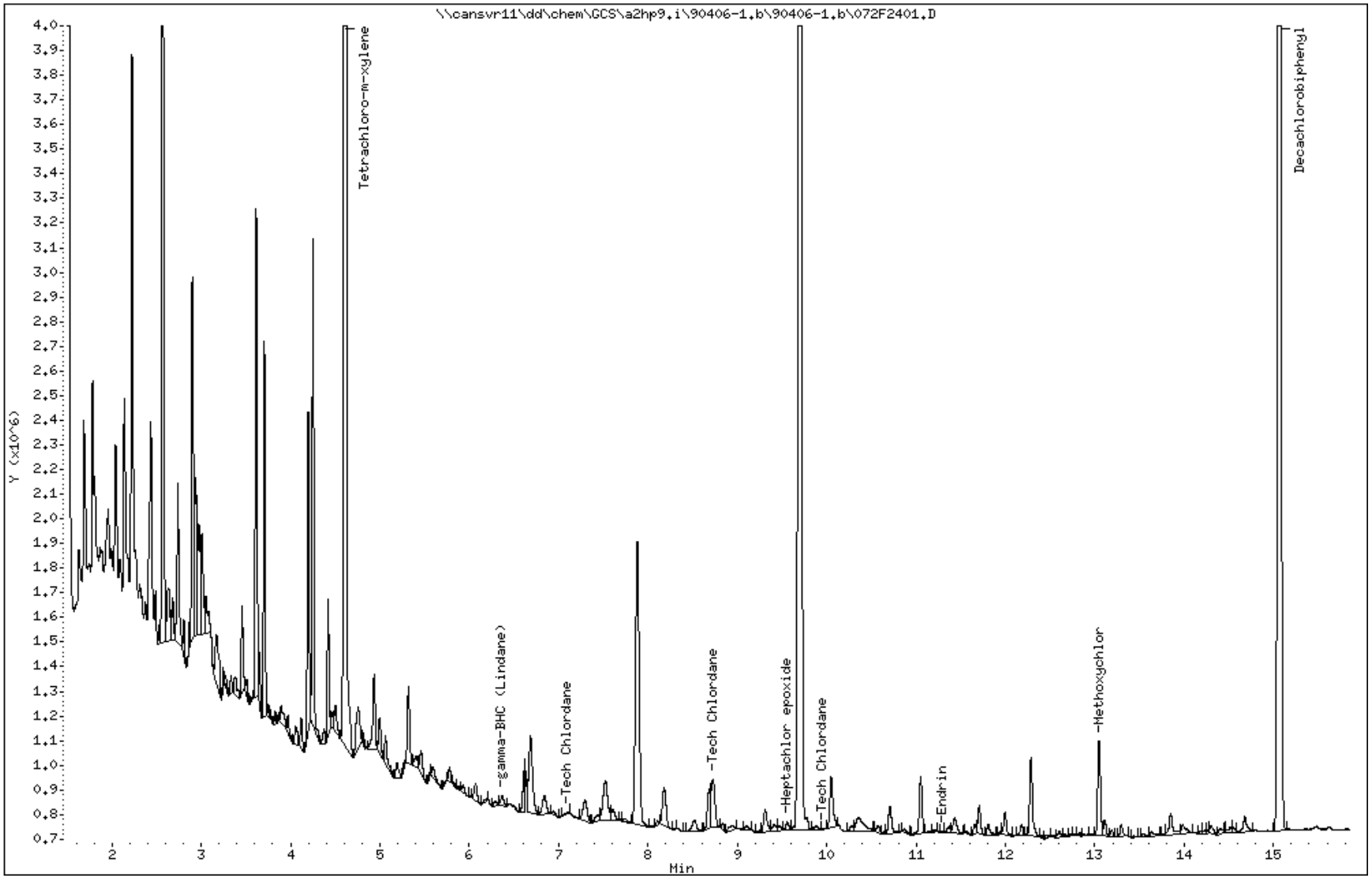

COMPOUNDS and EXP. RT REPORT

Operator: 093905 Date Acquired: 07-APR-2009 18:51
Data File: //cansvr11/dd/chem/GCS/a2hp9.i/90406-1.b/90406-1.b/072F2401.D
Lab Sample ID: K9C7W1CF
Misc. Info: 14-TCLP.SUB
Instrument: a2hp9.i
Method: \\cansvr11\dd\chem\GCS\a2hp9.i\90406-1.b\PEST9.m\PEST9r.m
Dilution Factor: 1

	Compound	RT	Area	Amount	Conc
1)	Tetrachloro-m-xylene	4.608	28027633	0.045	0.136 mg/L
5)	gamma-BHC (Lindane)	6.367	109796	0.000	0.000 mg/L
9)	Tech Chlordane	7.098	25145	0.001	0.000 mg/L
8)	Heptachlor	NOT DETECTED	Expected RT = 7.488		
12)	Heptachlor epoxide	9.558	80265	0.000	0.000 mg/L
18)	Endrin	11.293	15961	0.000	0.000 mg/L
23)	Toxaphene	NOT DETECTED	Expected RT = 11.754		
27)	Methoxychlor	13.048	820702	0.005	0.000 mg/L
30)	Decachlorobiphenyl	15.064	17133022	0.054	0.162 mg/L

Science Applications International Corp

Client Sample ID: SCFmw-003-0010-WS

GC Semivolatiles

Lot-Sample #...: A9C310174-008 **Work Order #...:** K9C711AQ **Matrix.....:** SO
Date Sampled...: 03/27/09 18:40 **Date Received..:** 03/28/09
Prep Date.....: 04/01/09 **Analysis Date..:** 04/15/09
Prep Batch #...: 9091042
Dilution Factor: 1 **Initial Wgt/Vol:** 30.08 g **Final Wgt/Vol..:** 10 mL
% Moisture.....: 15 **Method.....:** SW846 8081A

PARAMETER	RESULT	REPORTING LIMIT	UNITS
alpha-BHC	ND	2.0	ug/kg
beta-BHC	ND	2.0	ug/kg
delta-BHC	ND	2.0	ug/kg
gamma-BHC (Lindane)	ND	2.0	ug/kg
Heptachlor	ND	2.0	ug/kg
Aldrin	ND	2.0	ug/kg
Heptachlor epoxide	ND	2.0	ug/kg
Endosulfan I	ND	2.0	ug/kg
Dieldrin	ND	2.0	ug/kg
4,4'-DDE	ND	2.0	ug/kg
Endrin	ND	2.0	ug/kg
Endosulfan II	ND	2.0	ug/kg
4,4'-DDD	ND	2.0	ug/kg
Endosulfan sulfate	ND	2.0	ug/kg
4,4'-DDT	ND	2.0	ug/kg
Methoxychlor	ND	3.9	ug/kg
Endrin ketone	ND	2.0	ug/kg
Endrin aldehyde	ND	2.0	ug/kg
alpha-Chlordane	ND	2.0	ug/kg
gamma-Chlordane	ND	2.0	ug/kg
Toxaphene	ND	79	ug/kg

SURROGATE	PERCENT RECOVERY	RECOVERY LIMITS
Tetrachloro-m-xylene	106	(50 - 150)
Decachlorobiphenyl	112	(50 - 150)

NOTE(S):

Results and reporting limits have been adjusted for dry weight.

TestAmerica North Canton

PESTICIDES 8081/608

Data file : \\cansvr11\dd\chem\GCS\a2hp9.i\90415-1.b\030F3001.D
Lab Smp Id: K9C711AQ Client Smp ID: SCFmw-003-0010-WS
Inj Date : 15-APR-2009 21:41
Operator : 093905 Inst ID: a2hp9.i
Smp Info : K9C711AQ
Misc Info :
Comment   :
Method   : \\cansvr11\dd\chem\GCS\a2hp9.i\90415-1.b\PEST9.m
Meth Date : 16-Apr-2009 09:08 vandorenc Quant Type: ESTD
Cal Date : 06-APR-2009 20:44 Cal File: 013F1301.D
Als bottle: 30
Dil Factor: 1.00000
Integrator: Falcon Compound Sublist: 19-pestap9.sub
Target Version: 4.14 Sample Matrix: SOIL
Processing Host: CANPGCSV23

Concentration Formula: Amt * DF * Vt*Vi/Ws * CpndVariable

Name	Value	Description
DF	1.000	Dilution Factor
Vt	10000.000	Volume of final extract
Vi	1.000	volume injected
Ws	30.080	initial volume of sample
Cpnd Variable		Local Compound Variable

				CONCENTRATIONS ON-COL	FINAL			
RT	EXP RT	DLT RT	RESPONSE	(ng)	(ug/Kg)	TARGET RANGE		RATIO
$ 1 Tetrachloro-m-xylene						CAS #: 877-09-8		
3.791	3.792	-0.001	8854095	0.02120	0.2120			
2 Hexachlorobenzene						CAS #: 118-74-1		
4.266	4.273	-0.007	114317	3e-004	0.08381			
		Average of Peak Concentrations =			0.08381			
3 Diallate						CAS #: 2303-16-4		
4.301	4.327	-0.026	234686	0.03358	11.16	0.00-	20.00	100.00
4.550	4.546	0.004	52747	0.04519	15.02	0.00-	20.00	22.48
		Average of Peak Concentrations =			13.09			
4 alpha-BHC						CAS #: 319-84-6		
4.498	4.493	0.005	151636	2e-004	0.07261			
5 gamma-BHC (Lindane)						CAS #: 58-89-9		
4.935	4.913	0.022	316054	5.e-004	0.1650			

```
    6 beta-BHC                                    CAS #: 319-85-7
5.040    5.060   -0.020          540832 0.00214   0.7106
--------------------------------------------------------------------------------
```

RT	EXP RT	DLT RT	RESPONSE	CONCENTRATIONS ON-COL (ng)	FINAL (ug/Kg)	TARGET RANGE	RATIO
7 delta-BHC					CAS #: 319-86-8		
Peaks not detected for Quant. or Qual. signal(s).							
8 Heptachlor					CAS #: 76-44-8		
Peaks not detected for Quant. or Qual. signal(s).							
9 Tech Chlordane					CAS #: 57-74-9		
5.478	5.497	-0.019	154721	0.01414	4.701	0.00- 20.00	100.00
6.495	6.494	0.001	14023	0.00150	0.4984	0.00- 20.00	9.06
7.919	7.898	0.021	13606	7e-004	0.2244	0.00- 20.00	8.79
8.220	8.209	0.011	820342	0.02583	8.589	0.00- 20.00	530.21
Average of Peak Concentrations =					3.503		
10 Aldrin					CAS #: 309-00-2		
6.147	6.160	-0.013	2146922	0.00351	1.167		
11 Isodrin					CAS #: 465-73-6		
6.838	6.843	-0.005	27626	0.00019	0.06329		
12 Heptachlor epoxide					CAS #: 1024-57-3		
Peaks not detected for Quant. or Qual. signal(s).							
13 gamma-Chlordane					CAS #: 5103-74-2		
7.919	7.902	0.017	24257	4e-005	0.01457		
14 alpha-Chlordane					CAS #: 5103-71-9		
8.220	8.218	0.002	2434629	0.00451	1.500		
15 Endosulfan I					CAS #: 959-98-8		
8.477	8.475	0.002	55811	1e-004	0.03760		
16 4,4'-DDE					CAS #: 72-55-9		
8.573	8.549	0.024	343693	7e-004	0.2167		
17 Dieldrin					CAS #: 60-57-1		
Peaks not detected for Quant. or Qual. signal(s).							
18 Endrin					CAS #: 72-20-8		
9.393	9.412	-0.019	16289	3e-005	0.01133		
19 Kepone					CAS #: 143-50-0		
9.453	9.475	-0.022	95910	0.12441	41.36		

```
   20 4,4'-DDD                                  CAS #: 72-54-8
9.720    9.728   -0.008          78841  2e-004  0.07068
--------------------------------------------------------------------------------
```

RT	EXP RT	DLT RT	RESPONSE	CONCENTRATIONS ON-COL (ng)	FINAL (ug/Kg)	TARGET RANGE	RATIO
21 Chlorobenzilate					CAS #: 510-15-6		
Peaks not detected for Quant. or Qual. signal(s).							
22 Endosulfan II					CAS #: 33213-65-9		
Peaks not detected for Quant. or Qual. signal(s).							
24 Toxaphene					CAS #: 8001-35-2		
9.948	9.951	-0.003	15768	0.00332	1.103	80.00- 120.00	100.00
0.000	10.382	-10.382	0	0.0000	0.0000	114.04- 154.04	0.00
11.070	11.093	-0.023	65738	0.01243	4.131	115.64- 155.64	416.91
0.000	11.237	-11.237	0	0.0000	0.0000	52.78- 92.78	0.00
11.665	11.644	0.021	26409	0.00972	3.230	69.36- 109.36	167.48
Average of Peak Concentrations =					2.821		
23 4,4'-DDT					CAS #: 50-29-3		
10.210	10.217	-0.007	8224	3e-005	0.008900		
25 Endrin aldehyde					CAS #: 7421-93-4		
10.602	10.585	0.017	9432	3e-005	0.009554		
26 Mirex					CAS #: 2385-85-5		
11.070	11.073	-0.003	170054				
27 Methoxychlor					CAS #: 72-43-5		
11.135	11.114	0.021	7579	1e-004	0.04183		
28 Endosulfan sulfate					CAS #: 1031-07-8		
Peaks not detected for Quant. or Qual. signal(s).							
29 Endrin ketone					CAS #: 53494-70-5		
11.665	11.678	-0.013	54376	1e-004	0.04685		
$ 30 Decachlorobiphenyl					CAS #: 2051-24-3		
13.230	13.234	-0.004	7242928	0.02240	0.2240		

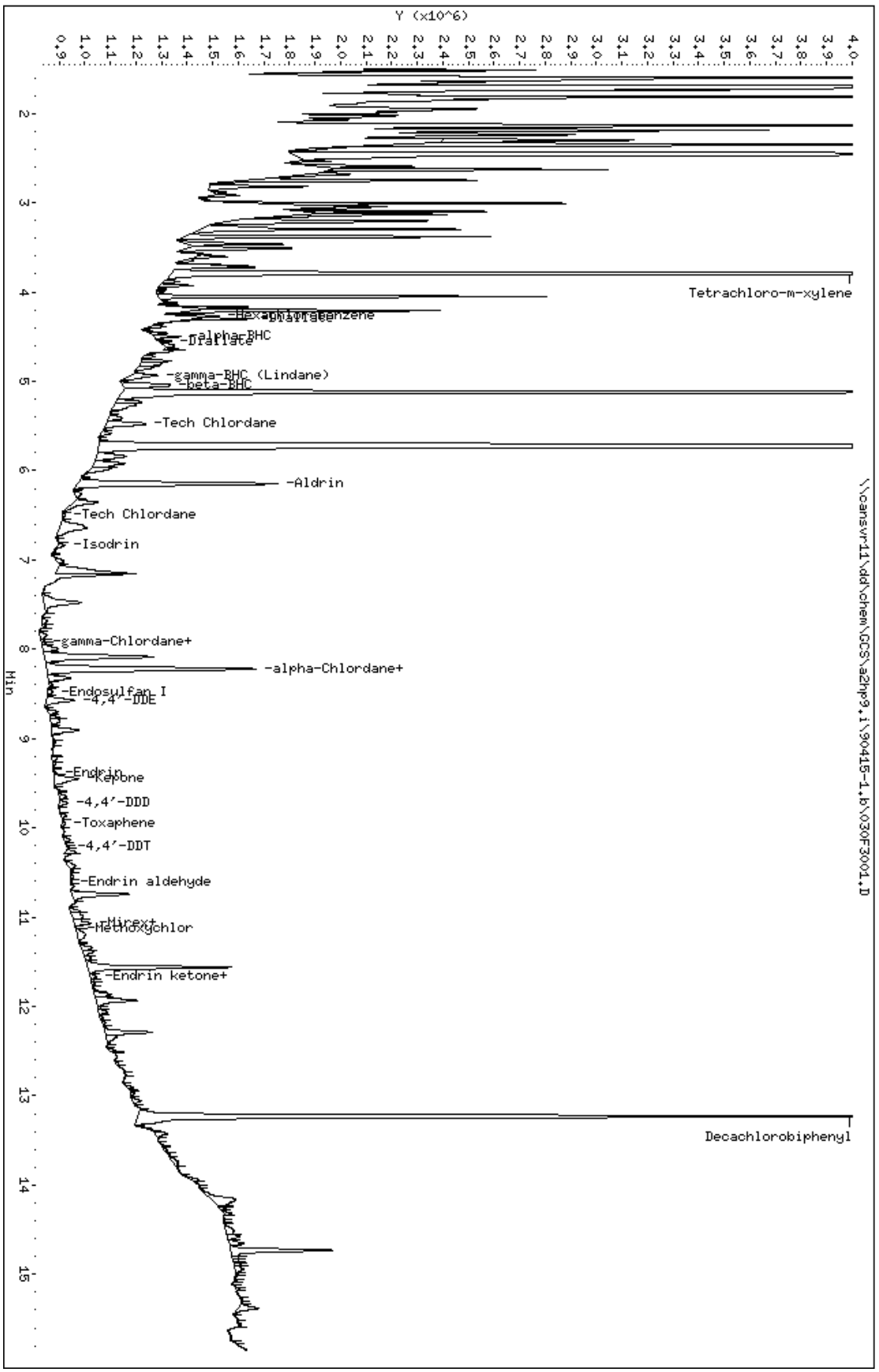

Data File: \\cansvr11\dd\chem\GCS\a2hp9.i\90415-1.b\030F3001.D

Date : 15-APR-2009 21:41

Client ID: SCFmw-003-0010-WS

Sample Info: K9C711AQ

Volume Injected (uL): 1.0

Column phase: clp pesticides I

Instrument: a2hp9.i

Operator: 093905

Column diameter: 0.53

COMPOUNDS and EXP. RT REPORT

Operator: 093905 Date Acquired: 15-APR-2009 21:41
Data File: //cansvr11/dd/chem/GCS/a2hp9.i/90415-1.b/030F3001.D
Lab Sample ID: K9C711AQ
Misc. Info:
Instrument: a2hp9.i
Method: \\cansvr11\dd\chem\GCS\a2hp9.i\90415-1.b\PEST9.m
Dilution Factor: 1

Compound	RT	Area	Amount	Conc
1) Tetrachloro-m-xylene	3.792	8854095	0.021	0.212 ug/Kg
2) Hexachlorobenzene	4.267	127850	0.000	0.084 ug/Kg
3) Diallate	4.302	328236	0.034	11.164 ug/Kg
4) alpha-BHC	4.498	151636	0.000	0.073 ug/Kg
5) gamma-BHC (Lindane)	4.935	316054	0.000	0.165 ug/Kg
6) beta-BHC	5.041	540832	0.002	0.711 ug/Kg
7) delta-BHC	NOT DETECTED	Expected RT = 5.308		
9) Tech Chlordane	5.478	459821	0.014	4.701 ug/Kg
8) Heptachlor	NOT DETECTED	Expected RT = 5.633		
10) Aldrin	6.148	2146922	0.004	1.167 ug/Kg
11) Isodrin	6.838	86795	0.000	0.063 ug/Kg
12) Heptachlor epoxide	NOT DETECTED	Expected RT = 7.596		
13) gamma-Chlordane	7.919	24257	0.000	0.015 ug/Kg
14) alpha-Chlordane	8.221	2434629	0.005	1.500 ug/Kg
15) Endosulfan I	8.478	55811	0.000	0.038 ug/Kg
16) 4,4'-DDE	8.573	343693	0.001	0.217 ug/Kg
17) Dieldrin	NOT DETECTED	Expected RT = 8.986		
18) Endrin	9.393	16289	0.000	0.011 ug/Kg
19) Kepone	9.453	368198	0.124	41.360 ug/Kg
20) 4,4'-DDD	9.720	78841	0.000	0.071 ug/Kg
21) Chlorobenzilate	NOT DETECTED	Expected RT = 9.818		
22) Endosulfan II	NOT DETECTED	Expected RT = 9.834		
24) Toxaphene	9.948	44747	0.003	1.103 ug/Kg
23) 4,4'-DDT	10.210	8224	0.000	0.009 ug/Kg
25) Endrin aldehyde	10.603	9432	0.000	0.010 ug/Kg
26) Mirex	11.070	170054	0.000	0.000 ug/Kg
27) Methoxychlor	11.136	8464	0.000	0.042 ug/Kg
28) Endosulfan sulfate	NOT DETECTED	Expected RT = 11.285		
29) Endrin ketone	11.665	54376	0.000	0.047 ug/Kg
30) Decachlorobiphenyl	13.231	7242928	0.022	0.224 ug/Kg

TestAmerica North Canton

PESTICIDES 8081/608

Data file : \\cansvr11\dd\chem\GCS\a2hp9.i\90415-1.b\90415-1.b\030F3001.D
Lab Smp Id: K9C711AQ Client Smp ID: SCFmw-003-0010-WS
Inj Date : 15-APR-2009 21:41
Operator : 093905 Inst ID: a2hp9.i
Smp Info : K9C711AQ
Misc Info :
Comment :
Method : \\cansvr11\dd\chem\GCS\a2hp9.i\90415-1.b\PEST9.m\PEST9r.m
Meth Date : 16-Apr-2009 09:08 vandorenc Quant Type: ESTD
Cal Date : 06-APR-2009 19:15 Cal File: 009F0901.D
Als bottle: 30
Dil Factor: 1.00000
Integrator: Falcon Compound Sublist: 19-pestap9.sub
Target Version: 4.14 Sample Matrix: SOIL

Concentration Formula: Amt * DF * Vt*Vi/Ws * CpndVariable

Name	Value	Description
DF	1.000	Dilution Factor
Vt	10000.000	Volume of final extract
Vi	1.000	volume injected
Ws	30.080	initial volume of sample
Cpnd Variable		Local Compound Variable

RT	EXP RT	DLT RT	RESPONSE	CONCENTRATIONS ON-COL (ng)	FINAL (ug/Kg)	TARGET RANGE	RATIO
$ 1 Tetrachloro-m-xylene						CAS #: 877-09-8	
4.603	4.604	-0.001	13294620	0.02042	0.2042		
2 Diallate						CAS #: 2303-16-4	

Peaks not detected for Quant. or Qual. signal(s).

3 Hexachlorobenzene						CAS #: 118-74-1	
5.380	5.356	0.024	44254	5.e-005	0.01646		
Average of Peak Concentrations = 0.01646							
4 alpha-BHC						CAS #: 319-84-6	
5.615	5.635	-0.020	229903	0.00020	0.06662		(M)
5 gamma-BHC (Lindane)						CAS #: 58-89-9	
6.366	6.381	-0.015	118456	1e-004	0.03940		

RT	EXP RT	DLT RT	RESPONSE	CONCENTRATIONS ON-COL (ng)	FINAL (ug/Kg)	TARGET RANGE	RATIO

6 beta-BHC CAS #: 319-85-7

Peaks not detected for Quant. or Qual. signal(s).

---

9 Tech Chlordane CAS #: 57-74-9

Peaks not detected for Quant. or Qual. signal(s).

---

7 delta-BHC CAS #: 319-86-8

7.369	7.368	0.001	40542	1e-004	0.04259		

---

8 Heptachlor CAS #: 76-44-8

7.510	7.484	0.026	742184	0.00267	0.8872		

---

10 Aldrin CAS #: 309-00-2

8.313	8.283	0.030	148150	2e-004	0.05253		

---

11 Isodrin CAS #: 465-73-6

Peaks not detected for Quant. or Qual. signal(s).

---

12 Heptachlor epoxide CAS #: 1024-57-3

9.582	9.564	0.018	3016411	0.00401	1.334		

---

13 gamma-Chlordane CAS #: 5103-74-2

Peaks not detected for Quant. or Qual. signal(s).

---

14 alpha-Chlordane CAS #: 5103-71-9

Peaks not detected for Quant. or Qual. signal(s).

---

15 Endosulfan I CAS #: 959-98-8

10.268	10.279	-0.011	23026	8e-005	0.02789		

---

16 4,4'-DDE CAS #: 72-55-9

Peaks not detected for Quant. or Qual. signal(s).

---

17 Dieldrin CAS #: 60-57-1

10.790	10.766	0.024	9923	3e-005	0.01102		

---

19 Chlorobenzilate CAS #: 510-15-6

11.337	11.366	-0.029	20707	0.00225	0.7487		

---

20 Kepone CAS #: 143-50-0

Peaks not detected for Quant. or Qual. signal(s).

---

18 Endrin CAS #: 72-20-8

11.273	11.261	0.012	10334	4e-005	0.01279

---

21 4,4'-DDD CAS #: 72-54-8

11.552	11.542	0.010	103646	2e-004	0.07571

RT	EXP RT	DLT RT	RESPONSE	CONCENTRATIONS ON-COL (ng)	FINAL (ug/Kg)	TARGET RANGE	RATIO
22 Endosulfan II					CAS #: 33213-65-9		
Peaks not detected for Quant. or Qual. signal(s).							
23 Toxaphene					CAS #: 8001-35-2		
Operator disabled compound identification.							
24 4,4'-DDT					CAS #: 50-29-3		
12.044	12.015	0.029	44887	1e-004	0.04411		
25 Endrin aldehyde					CAS #: 7421-93-4		
12.128	12.147	-0.019	10105	6.e-005	0.01984		
26 Endosulfan sulfate					CAS #: 1031-07-8		
12.537	12.559	-0.022	12600	6e-005	0.02037		
28 Mirex					CAS #: 2385-85-5		
12.925	12.940	-0.015	41020				
27 Methoxychlor					CAS #: 72-43-5		
13.041	13.046	-0.005	113580	0.00150	0.4978		
29 Endrin ketone					CAS #: 53494-70-5		
13.288	13.304	-0.016	265687	0.00127	0.4210		
$ 30 Decachlorobiphenyl					CAS #: 2051-24-3		
15.056	15.062	-0.006	2699009	0.01972	0.1972		

QC Flag Legend

M - Compound response manually integrated.

Data File: \\cansvr11\dd\chem\GCS\a2hp9.i\90415-1.b\90415-1.b\030F3001.D

Page 1

Date : 15-APR-2009 21:41

Client ID: SCFmw-003-0010-WS

Instrument: a2hp9.i

Sample Info: K9C711AQ

Volume Injected (uL): 1.0

Operator: 093905

Column phase: clp pesticides II

Column diameter: 0.53

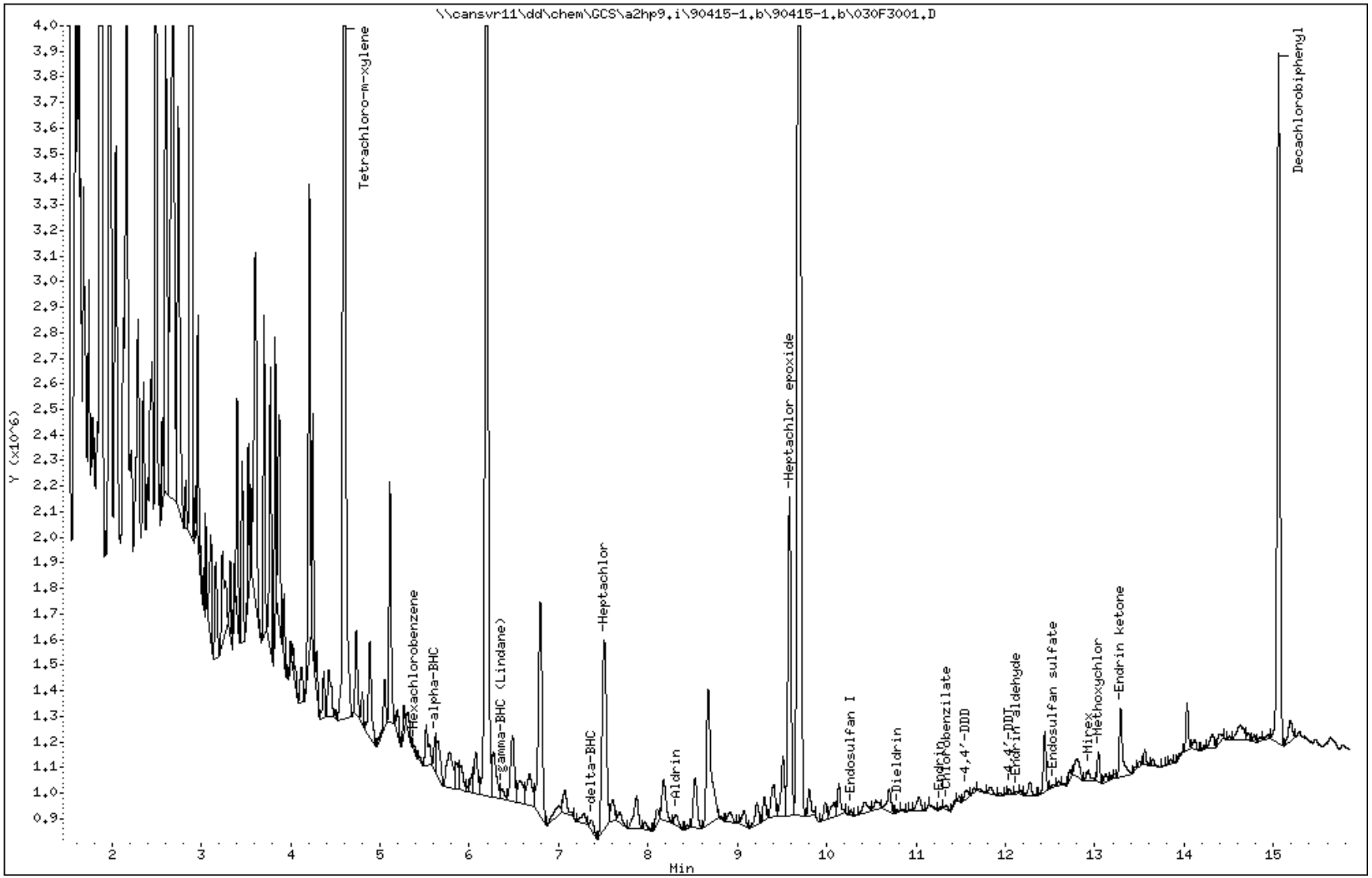

COMPOUNDS and EXP. RT REPORT

Operator: 093905 Date Acquired: 15-APR-2009 21:41
Data File: //cansvr11/dd/chem/GCS/a2hp9.i/90415-1.b/90415-1.b/030F3001.D
Lab Sample ID: K9C711AQ
Misc. Info:
Instrument: a2hp9.i
Method: \\cansvr11\dd\chem\GCS\a2hp9.i\90415-1.b\PEST9.m\PEST9r.m
Dilution Factor: 1

	Compound	RT	Area	Amount	Conc
1)	Tetrachloro-m-xylene	4.603	13294620	0.020	0.204 ug/Kg
2)	Diallate	NOT DETECTED	Expected RT = 5.277		
3)	Hexachlorobenzene	5.380	44254	0.000	0.016 ug/Kg
4)	alpha-BHC	5.616	229903	0.000	0.067 ug/Kg
5)	gamma-BHC (Lindane)	6.367	118456	0.000	0.039 ug/Kg
6)	beta-BHC	NOT DETECTED	Expected RT = 6.610		
9)	Tech Chlordane	NOT DETECTED	Expected RT = 7.081		
7)	delta-BHC	7.369	131503	0.000	0.043 ug/Kg
8)	Heptachlor	7.511	2518839	0.003	0.887 ug/Kg
10)	Aldrin	8.313	148150	0.000	0.053 ug/Kg
11)	Isodrin	NOT DETECTED	Expected RT = 9.153		
12)	Heptachlor epoxide	9.583	3016411	0.004	1.334 ug/Kg
13)	gamma-Chlordane	NOT DETECTED	Expected RT = 9.930		
14)	alpha-Chlordane	NOT DETECTED	Expected RT = 10.209		
15)	Endosulfan I	10.268	47488	0.000	0.028 ug/Kg
16)	4,4'-DDE	NOT DETECTED	Expected RT = 10.592		
17)	Dieldrin	10.791	18094	0.000	0.011 ug/Kg
18)	Endrin	11.273	19274	0.000	0.013 ug/Kg
19)	Chlorobenzilate	11.338	52574	0.002	0.749 ug/Kg
20)	Kepone	NOT DETECTED	Expected RT = 11.404		
21)	4,4'-DDD	11.553	103646	0.000	0.076 ug/Kg
22)	Endosulfan II	NOT DETECTED	Expected RT = 11.612		
23)	Toxaphene	NOT DETECTED	Expected RT = 11.749		
24)	4,4'-DDT	12.044	44887	0.000	0.044 ug/Kg
25)	Endrin aldehyde	12.128	19433	0.000	0.020 ug/Kg
26)	Endosulfan sulfate	12.538	31437	0.000	0.020 ug/Kg
28)	Mirex	12.925	131633	0.000	0.000 ug/Kg
27)	Methoxychlor	13.042	217084	0.001	0.498 ug/Kg
29)	Endrin ketone	13.288	677821	0.001	0.421 ug/Kg
30)	Decachlorobiphenyl	15.057	6082479	0.020	0.197 ug/Kg

Data File Name: 030F3001.D
Inj. Date and Time: 15-APR-2009 21:41
Instrument ID: a2hp9.i
Client ID: SCFmw-003-0010-WS
Compound Name: alpha-BHC
CAS #: 319-84-6
Report Date: 04/16/2009

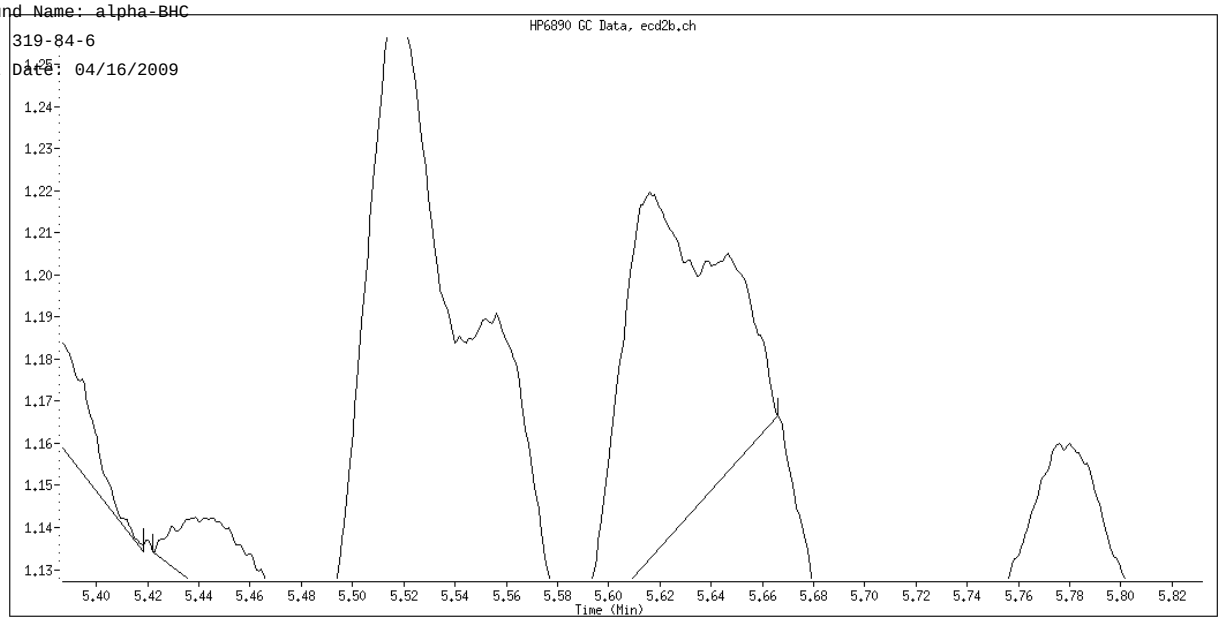

Original Integration

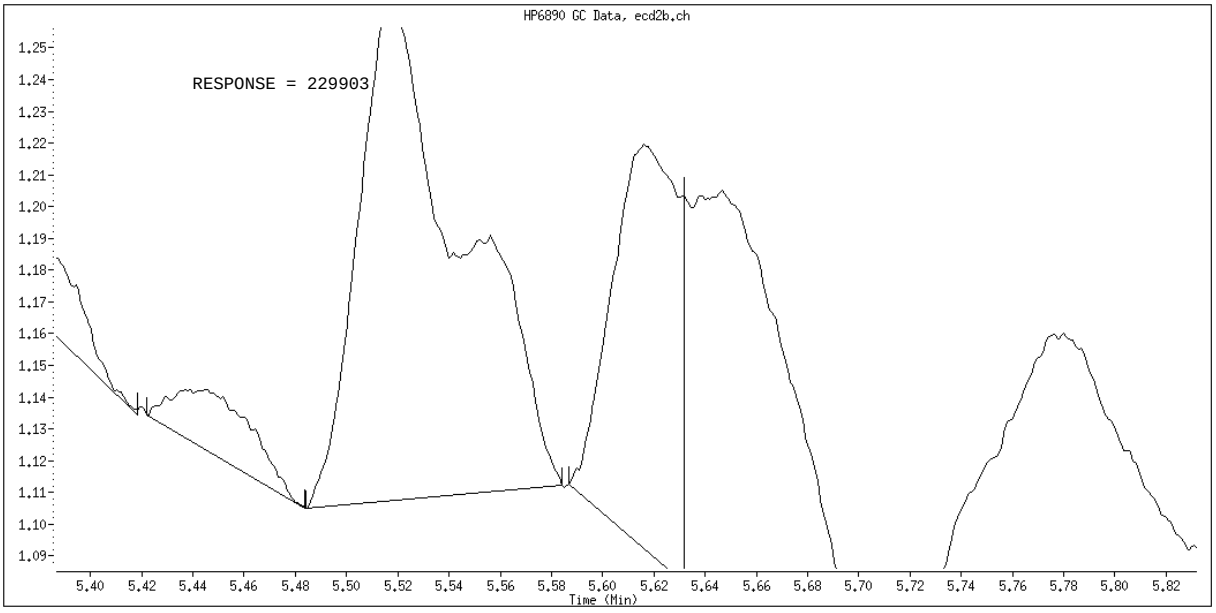

Manual Integration

Manually Integrated By: vandorenc
Manual Integration Reason: Poor Chromatography

Science Applications International Corp

Client Sample ID: SCFmw-003-0010-WS

TCLP GC Semivolatiles

Lot-Sample #...: A9C310174-008 **Work Order #...:** K9C711CF **Matrix.....:** SO
Date Sampled...: 03/27/09 18:40 **Date Received..:** 03/28/09
Leach Date.....: 04/01/09 **Prep Date.....:** 04/02/09 **Analysis Date..:** 04/07/09
Leach Batch #..: P909113 **Prep Batch #...:** 9092034
Dilution Factor: 1 **Initial Wgt/Vol:** 250 mL **Final Wgt/Vol..:** 3 mL
% Moisture.....: 15 **Method.....:** SW846 8081A

PARAMETER	RESULT	REPORTING LIMIT	UNITS
Chlordane (technical)	ND	0.0050	mg/L
Endrin	ND	0.00050	mg/L
Heptachlor	ND	0.00050	mg/L
Heptachlor epoxide	ND	0.00050	mg/L
Lindane	ND	0.00050	mg/L
Methoxychlor	ND	0.0010	mg/L
Toxaphene	ND	0.020	mg/L

SURROGATE	PERCENT RECOVERY	RECOVERY LIMITS
Decachlorobiphenyl	86	(31 - 115)
Tetrachloro-m-xylene	75	(47 - 110)

NOTE(S):

Analysis performed in accordance with USEPA Toxicity Characteristic Leaching Procedure Method 1311

TestAmerica North Canton

PESTICIDES 8081/608

Data file : \\cansvr11\dd\chem\GCS\a2hp9.i\90406-1.b\073F2501.D
Lab Smp Id: K9C711CF Client Smp ID: SCFmw-003-0010-WS
Inj Date : 07-APR-2009 19:13
Operator : 093905 Inst ID: a2hp9.i
Smp Info : K9C711CF
Misc Info : 14-TCLP.SUB
Comment   :
Method   : \\cansvr11\dd\chem\GCS\a2hp9.i\90406-1.b\PEST9.m
Meth Date : 08-Apr-2009 10:00 vandorenc Quant Type: ESTD
Cal Date : 06-APR-2009 20:44 Cal File: 013F1301.D
Als bottle: 73
Dil Factor: 1.00000
Integrator: Falcon Compound Sublist: 14-TCLP.SUB
Target Version: 4.14 Sample Matrix: WATER
Processing Host: CANPGCSV23

Concentration Formula: Amt * DF * Vt*Vi/Vo * CpndVariable

Name	Value	Description
DF	1.000	Dilution Factor
Vt	3.000	Volume of final extract (mL)
Vo	250.000	Volume of sample extracted (mL)
Vi	1.000	Volume injected (uL)
Cpnd Variable		Local Compound Variable

RT	EXP RT	DLT RT	RESPONSE	CONCENTRATIONS ON-COL (ng)	CONCENTRATIONS FINAL (mg/L)	TARGET RANGE	RATIO
$ 1 Tetrachloro-m-xylene						CAS #: 877-09-8	
3.795	3.793	0.002	21570142	0.05141	0.1542		
5 gamma-BHC (Lindane)						CAS #: 58-89-9	
4.912	4.915	-0.003	50927	1.e-004	0.000001207		
8 Heptachlor						CAS #: 76-44-8	
5.656	5.635	0.021	440521	9e-004	0.00001123		
9 Tech Chlordane						CAS #: 57-74-9	

Operator disabled compound identification.

12 Heptachlor epoxide						CAS #: 1024-57-3	
7.626	7.601	0.025	65078	1e-004	0.000001737		

RT	EXP RT	DLT RT	RESPONSE	CONCENTRATIONS ON-COL (ng)	FINAL (mg/L)	TARGET RANGE	RATIO
18 Endrin					CAS #: 72-20-8		
Peaks not detected for Quant. or Qual. signal(s).							
24 Toxaphene					CAS #: 8001-35-2		
9.971	9.959	0.012	57122	0.01045	0.0001254	80.00- 120.00	100.00
10.409	10.389	0.020	11812	0.00215	0.00002586	114.04- 154.04	20.68
11.072	11.099	-0.027	31933	0.00459	0.00005506	115.64- 155.64	55.90
11.228	11.244	-0.016	63842	0.01030	0.0001236	52.78- 92.78	111.76
11.632	11.651	-0.019	15345	0.00411	0.00004929	69.36- 109.36	26.86
Average of Peak Concentrations = 0.00007585							
23 4,4'-DDT					CAS #: 50-29-3		
Peaks not detected for Quant. or Qual. signal(s).							
27 Methoxychlor					CAS #: 72-43-5		
Peaks not detected for Quant. or Qual. signal(s).							
$ 30 Decachlorobiphenyl					CAS #: 2051-24-3		
13.237	13.238	-0.001	19503014	0.05815	0.1744		

Data File: \\cansvr11\dd\chem\GCS\a2hp9.i\90406-1.b\073F2501.D

Page 1

Date : 07-APR-2009 19:13

Client ID: SCFmw-003-0010-WS

Instrument: a2hp9.i

Sample Info: K9C711CF

Volume Injected (uL): 1.0

Operator: 093905

Column phase: clp pesticides I

Column diameter: 0.53

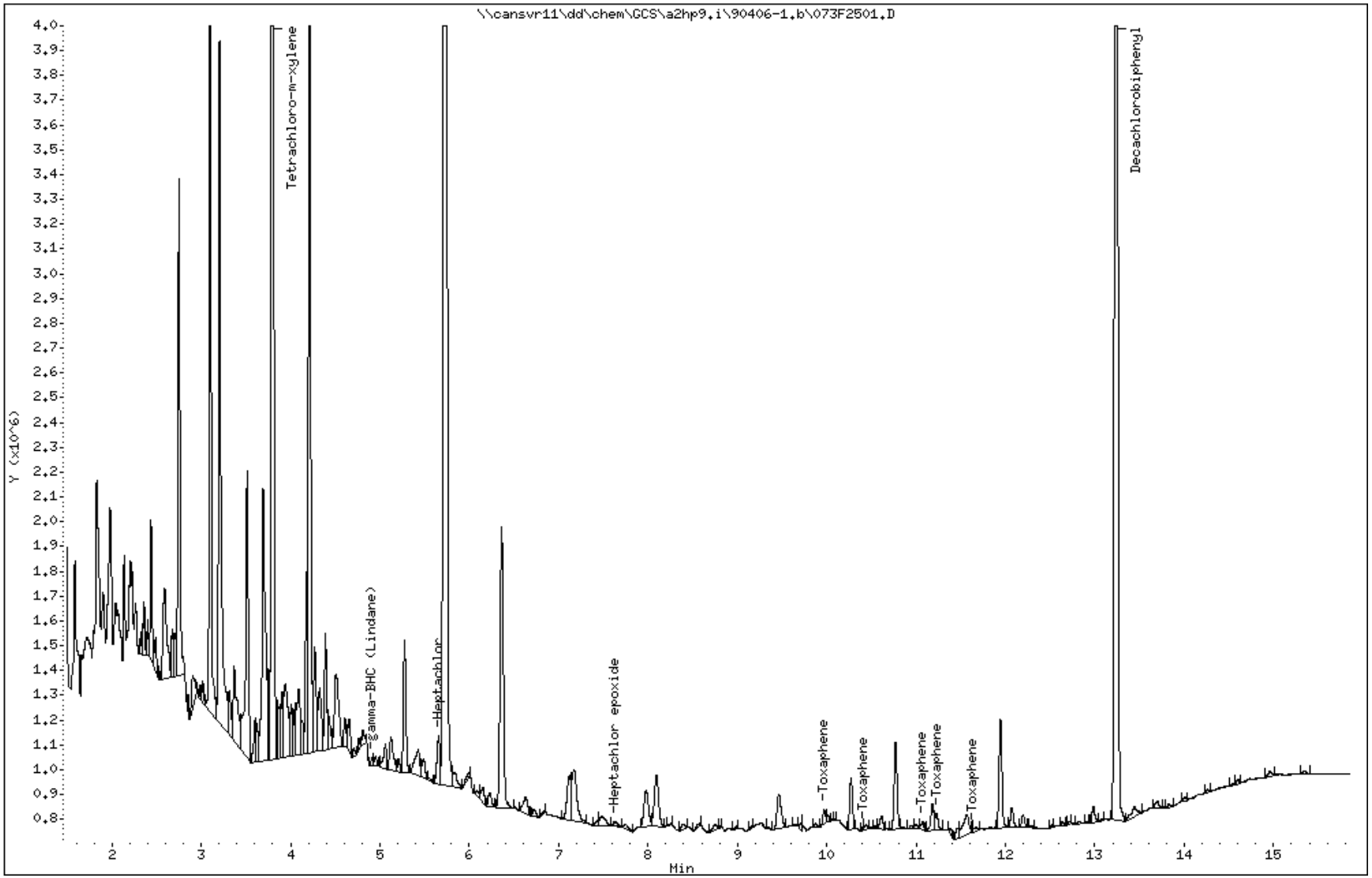

COMPOUNDS and EXP. RT REPORT

Operator: 093905 Date Acquired: 07-APR-2009 19:13
Data File: //cansvr11/dd/chem/GCS/a2hp9.i/90406-1.b/073F2501.D
Lab Sample ID: K9C711CF
Misc. Info: 14-TCLP.SUB
Instrument: a2hp9.i
Method: \\cansvr11\dd\chem\GCS\a2hp9.i\90406-1.b\PEST9.m
Dilution Factor: 1

Compound	RT	Area	Amount	Conc
1) Tetrachloro-m-xylene	3.795	21570142	0.051	0.154 mg/L
5) gamma-BHC (Lindane)	4.912	50927	0.000	0.000 mg/L
9) Tech Chlordane	NOT DETECTED	Expected RT = 5.502		
8) Heptachlor	5.656	440521	0.001	0.000 mg/L
12) Heptachlor epoxide	7.626	65078	0.000	0.000 mg/L
18) Endrin	NOT DETECTED	Expected RT = 9.417		
24) Toxaphene	9.971	113533	0.010	0.000 mg/L
23) 4,4'-DDT	NOT DETECTED	Expected RT = 10.221		
27) Methoxychlor	NOT DETECTED	Expected RT = 11.119		
30) Decachlorobiphenyl	13.238	19503014	0.058	0.174 mg/L

TestAmerica North Canton

PESTICIDES 8081/608

Data file : \\cansvr11\dd\chem\GCS\a2hp9.i\90406-1.b\90406-1.b\073F2501.D
Lab Smp Id: K9C711CF Client Smp ID: SCFmw-003-0010-WS
Inj Date : 07-APR-2009 19:13
Operator : 093905 Inst ID: a2hp9.i
Smp Info : K9C711CF
Misc Info : 14-TCLP.SUB
Comment :
Method : \\cansvr11\dd\chem\GCS\a2hp9.i\90406-1.b\PEST9.m\PEST9r.m
Meth Date : 08-Apr-2009 06:29 vandorenc Quant Type: ESTD
Cal Date : 06-APR-2009 20:44 Cal File: 013F1301.D
Als bottle: 73
Dil Factor: 1.00000
Integrator: Falcon Compound Sublist: 14-TCLP.SUB
Target Version: 4.14 Sample Matrix: WATER
Processing Host: CANPGCSV23

Concentration Formula: Amt * DF * Vt*Vi/Vo * CpndVariable

Name	Value	Description
DF	1.000	Dilution Factor
Vt	3.000	Volume of final extract (mL)
Vo	250.000	Volume of sample extracted (mL)
Vi	1.000	Volume injected (uL)
Cpnd Variable		Local Compound Variable

RT	EXP RT	DLT RT	RESPONSE	CONCENTRATIONS ON-COL (ng)	FINAL (mg/L)	TARGET RANGE	RATIO
$ 1 Tetrachloro-m-xylene						CAS #: 877-09-8	
4.607	4.605	0.002	30979382	0.05026	0.1508		
5 gamma-BHC (Lindane)						CAS #: 58-89-9	
6.367	6.382	-0.015	150297	2e-004	0.000002479		
9 Tech Chlordane						CAS #: 57-74-9	
7.105	7.087	0.018	22451	0.00259	0.00003103	0.00- 20.00	100.00
8.726	8.710	0.016	215804	0.02092	0.0002511	0.00- 20.00	961.22
0.000	9.931	-9.931	0	0.0000	0.0000	0.00- 20.00	0.00
0.000	10.209	-10.209	0	0.0000	0.0000	0.00- 20.00	0.00
Average of Peak Concentrations = 0.0001411							
12 Heptachlor epoxide						CAS #: 1024-57-3	
9.556	9.567	-0.011	91886	2e-004	0.000001824		

RT	EXP RT	DLT RT	RESPONSE	CONCENTRATIONS ON-COL (ng)	CONCENTRATIONS FINAL (mg/L)	TARGET RANGE	RATIO

18 Endrin CAS #: 72-20-8

Peaks not detected for Quant. or Qual. signal(s).

---

23 Toxaphene CAS #: 8001-35-2

Peaks not detected for Quant. or Qual. signal(s).

---

8 Heptachlor CAS #: 76-44-8

Peaks not detected for Quant. or Qual. signal(s).

---

27 Methoxychlor CAS #: 72-43-5

13.047	13.049	-0.002	389617	0.00461	0.00005527		

$ 30 Decachlorobiphenyl CAS #: 2051-24-3

15.064	15.065	-0.001	8120356	0.05745	0.1724		

Data File: \\cansvr11\dd\chem\GCS\a2hp9.i\90406-1.b\90406-1.b\073F2501.D

Date : 07-APR-2009 19:13

Client ID: SCFmw-003-0010-WS

Instrument: a2hp9.i

Sample Info: K9C711CF

Volume Injected (uL): 1.0

Operator: 093905

Column phase: clp pesticides II

Column diameter: 0.53

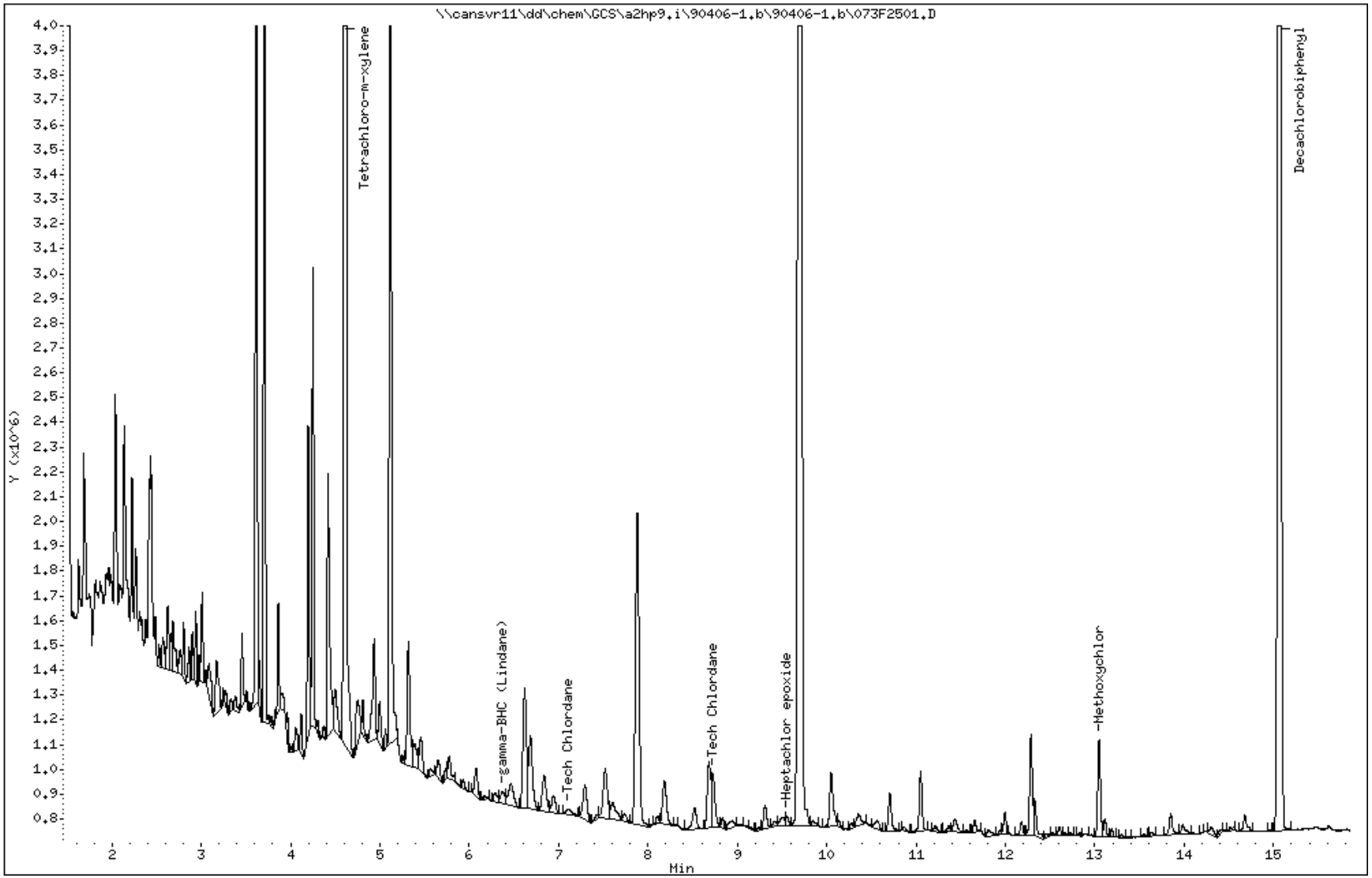

COMPOUNDS and EXP. RT REPORT

Operator: 093905 Date Acquired: 07-APR-2009 19:13
Data File: //cansvr11/dd/chem/GCS/a2hp9.i/90406-1.b/90406-1.b/073F2501.D
Lab Sample ID: K9C711CF
Misc. Info: 14-TCLP.SUB
Instrument: a2hp9.i
Method: \\cansvr11\dd\chem\GCS\a2hp9.i\90406-1.b\PEST9.m\PEST9r.m
Dilution Factor: 1

Compound	RT	Area	Amount	Conc
1) Tetrachloro-m-xylene	4.607	30979382	0.050	0.151 mg/L
5) gamma-BHC (Lindane)	6.368	150297	0.000	0.000 mg/L
9) Tech Chlordane	7.105	113250	0.003	0.000 mg/L
8) Heptachlor	NOT DETECTED	Expected RT = 7.488		
12) Heptachlor epoxide	9.556	91886	0.000	0.000 mg/L
18) Endrin	NOT DETECTED	Expected RT = 11.264		
23) Toxaphene	NOT DETECTED	Expected RT = 11.754		
27) Methoxychlor	13.048	821111	0.005	0.000 mg/L
30) Decachlorobiphenyl	15.065	18174684	0.057	0.172 mg/L

Science Applications International Corp

Client Sample ID: SCFmw-004-0011-WS

GC Semivolatiles

Lot-Sample #...: A9C310174-009 **Work Order #...:** K9C721AQ **Matrix.....:** SO
Date Sampled...: 03/27/09 17:45 **Date Received..:** 03/28/09
Prep Date.....: 04/01/09 **Analysis Date..:** 04/15/09
Prep Batch #...: 9091042
Dilution Factor: 1 **Initial Wgt/Vol:** 30.03 g **Final Wgt/Vol..:** 10 mL
% Moisture.....: 26 **Method.....:** SW846 8081A

PARAMETER	RESULT	REPORTING LIMIT	UNITS
alpha-BHC	ND	2.3	ug/kg
beta-BHC	ND	2.3	ug/kg
delta-BHC	ND	2.3	ug/kg
gamma-BHC (Lindane)	ND	2.3	ug/kg
Heptachlor	ND	2.3	ug/kg
Aldrin	ND	2.3	ug/kg
Heptachlor epoxide	ND	2.3	ug/kg
Endosulfan I	ND	2.3	ug/kg
Dieldrin	ND	2.3	ug/kg
4,4'-DDE	ND	2.3	ug/kg
Endrin	ND	2.3	ug/kg
Endosulfan II	ND	2.3	ug/kg
4,4'-DDD	ND	2.3	ug/kg
Endosulfan sulfate	ND	2.3	ug/kg
4,4'-DDT	ND	2.3	ug/kg
Methoxychlor	ND	4.5	ug/kg
Endrin ketone	ND	2.3	ug/kg
Endrin aldehyde	ND	2.3	ug/kg
alpha-Chlordane	ND	2.3	ug/kg
gamma-Chlordane	ND	2.3	ug/kg
Toxaphene	ND	91	ug/kg

SURROGATE	PERCENT RECOVERY	RECOVERY LIMITS
Tetrachloro-m-xylene	70	(50 - 150)
Decachlorobiphenyl	84	(50 - 150)

NOTE(S):

Results and reporting limits have been adjusted for dry weight.

TestAmerica North Canton

PESTICIDES 8081/608

Data file : \\cansvr11\dd\chem\GCS\a2hp9.i\90415-1.b\031F3101.D
Lab Smp Id: K9C721AQ Client Smp ID: SCFmw-004-0011-WS
Inj Date : 15-APR-2009 22:04
Operator : 093905 Inst ID: a2hp9.i
Smp Info : K9C721AQ
Misc Info :
Comment   :
Method   : \\cansvr11\dd\chem\GCS\a2hp9.i\90415-1.b\PEST9.m
Meth Date : 16-Apr-2009 09:08 vandorenc Quant Type: ESTD
Cal Date : 06-APR-2009 20:44 Cal File: 013F1301.D
Als bottle: 31
Dil Factor: 1.00000
Integrator: Falcon Compound Sublist: 19-pestap9.sub
Target Version: 4.14 Sample Matrix: SOIL
Processing Host: CANPGCSV23

Concentration Formula: Amt * DF * Vt*Vi/Ws * CpndVariable

Name	Value	Description
DF	1.000	Dilution Factor
Vt	10000.000	Volume of final extract
Vi	1.000	volume injected
Ws	30.030	initial volume of sample
Cpnd Variable		Local Compound Variable

				CONCENTRATIONS ON-COL	FINAL		
RT	EXP RT	DLT RT	RESPONSE	(ng)	(ug/Kg)	TARGET RANGE	RATIO
$ 1 Tetrachloro-m-xylene					CAS #: 877-09-8		
3.790	3.792	-0.002	5807321	0.01390	0.1390		
2 Hexachlorobenzene					CAS #: 118-74-1		
4.267	4.273	-0.006	153725	3e-004	0.1129		
	Average of Peak Concentrations =				0.1129		
3 Diallate					CAS #: 2303-16-4		
4.309	4.327	-0.018	128180	0.01834	6.108	0.00- 20.00	100.00
4.548	4.546	0.002	139734	0.11972	39.87	0.00- 20.00	109.01
	Average of Peak Concentrations =				22.99		
4 alpha-BHC					CAS #: 319-84-6		
4.513	4.493	0.020	152089	2e-004	0.07294		
5 gamma-BHC (Lindane)					CAS #: 58-89-9		
4.905	4.913	-0.008	66842	1.e-004	0.03494		

```
    6 beta-BHC                                    CAS #: 319-85-7
5.053    5.060   -0.007          210630  8e-004   0.2772
--------------------------------------------------------------------------------
```

RT	EXP RT	DLT RT	RESPONSE	CONCENTRATIONS ON-COL (ng)	FINAL (ug/Kg)	TARGET RANGE	RATIO
7 delta-BHC					CAS #: 319-86-8		
5.304	5.307	-0.003	176695	3e-004	0.09610		
8 Heptachlor					CAS #: 76-44-8		
5.641	5.632	0.009	20610	4e-005	0.01190		
9 Tech Chlordane					CAS #: 57-74-9		
5.492	5.497	-0.005	24199	0.00221	0.7365	0.00- 20.00	100.00
6.506	6.494	0.012	8041	0.00086	0.2863	0.00- 20.00	33.23
0.000	7.898	-7.898	0	0.0000	0.0000	0.00- 20.00	0.00
8.222	8.209	0.013	47305	0.00149	0.4961	0.00- 20.00	195.48
Average of Peak Concentrations =					0.5063		
10 Aldrin					CAS #: 309-00-2		
6.146	6.160	-0.014	1367423	0.00224	0.7447		
11 Isodrin					CAS #: 465-73-6		

Peaks not detected for Quant. or Qual. signal(s).

12 Heptachlor epoxide	CAS #: 1024-57-3

Peaks not detected for Quant. or Qual. signal(s).

13 gamma-Chlordane	CAS #: 5103-74-2

Peaks not detected for Quant. or Qual. signal(s).

RT	EXP RT	DLT RT	RESPONSE	CONCENTRATIONS ON-COL (ng)	FINAL (ug/Kg)
14 alpha-Chlordane					CAS #: 5103-71-9
8.222	8.218	0.004	151782	3e-004	0.09368
15 Endosulfan I					CAS #: 959-98-8
8.485	8.475	0.010	18645	4e-005	0.01258
16 4,4'-DDE					CAS #: 72-55-9

Peaks not detected for Quant. or Qual. signal(s).

17 Dieldrin	CAS #: 60-57-1

Peaks not detected for Quant. or Qual. signal(s).

18 Endrin	CAS #: 72-20-8

Peaks not detected for Quant. or Qual. signal(s).

```
--------------------------------------------------------------------------------
   19 Kepone                                      CAS #: 143-50-0
9.450    9.475   -0.025           78175 0.12375    41.21
--------------------------------------------------------------------------------
   20 4,4'-DDD                                    CAS #: 72-54-8
9.717    9.728   -0.011           40400  1e-004  0.03628
--------------------------------------------------------------------------------
   21 Chlorobenzilate                             CAS #: 510-15-6
9.791    9.817   -0.026           30672 0.00139   0.4640
--------------------------------------------------------------------------------
```

RT	EXP RT	DLT RT	RESPONSE	CONCENTRATIONS ON-COL (ng)	FINAL (ug/Kg)	TARGET RANGE	RATIO

22 Endosulfan II CAS #: 33213-65-9

Peaks not detected for Quant. or Qual. signal(s).

---

24 Toxaphene CAS #: 8001-35-2

Operator disabled compound identification.

---

23 4,4'-DDT CAS #: 50-29-3

10.220	10.217	0.003	10465	3e-005	0.01134		

---

25 Endrin aldehyde CAS #: 7421-93-4

Peaks not detected for Quant. or Qual. signal(s).

---

26 Mirex CAS #: 2385-85-5

11.069	11.073	-0.004	40633				

---

27 Methoxychlor CAS #: 72-43-5

Peaks not detected for Quant. or Qual. signal(s).

---

28 Endosulfan sulfate CAS #: 1031-07-8

Peaks not detected for Quant. or Qual. signal(s).

---

29 Endrin ketone CAS #: 53494-70-5

11.667	11.678	-0.011	19648	5e-005	0.01696		

$ 30 Decachlorobiphenyl CAS #: 2051-24-3

13.229	13.234	-0.005	5462749	0.01689	0.1689		

Data File: \\cansvr11\dd\chem\GCS\a2hp9.i\90415-1.b\031F3101.D

Date : 15-APR-2009 22:04

Client ID: SCFmw-004-0011-WS

Instrument: a2hp9.i

Sample Info: K9C721AQ

Volume Injected (uL): 1.0

Operator: 093905

Column phase: clp pesticides I

Column diameter: 0.53

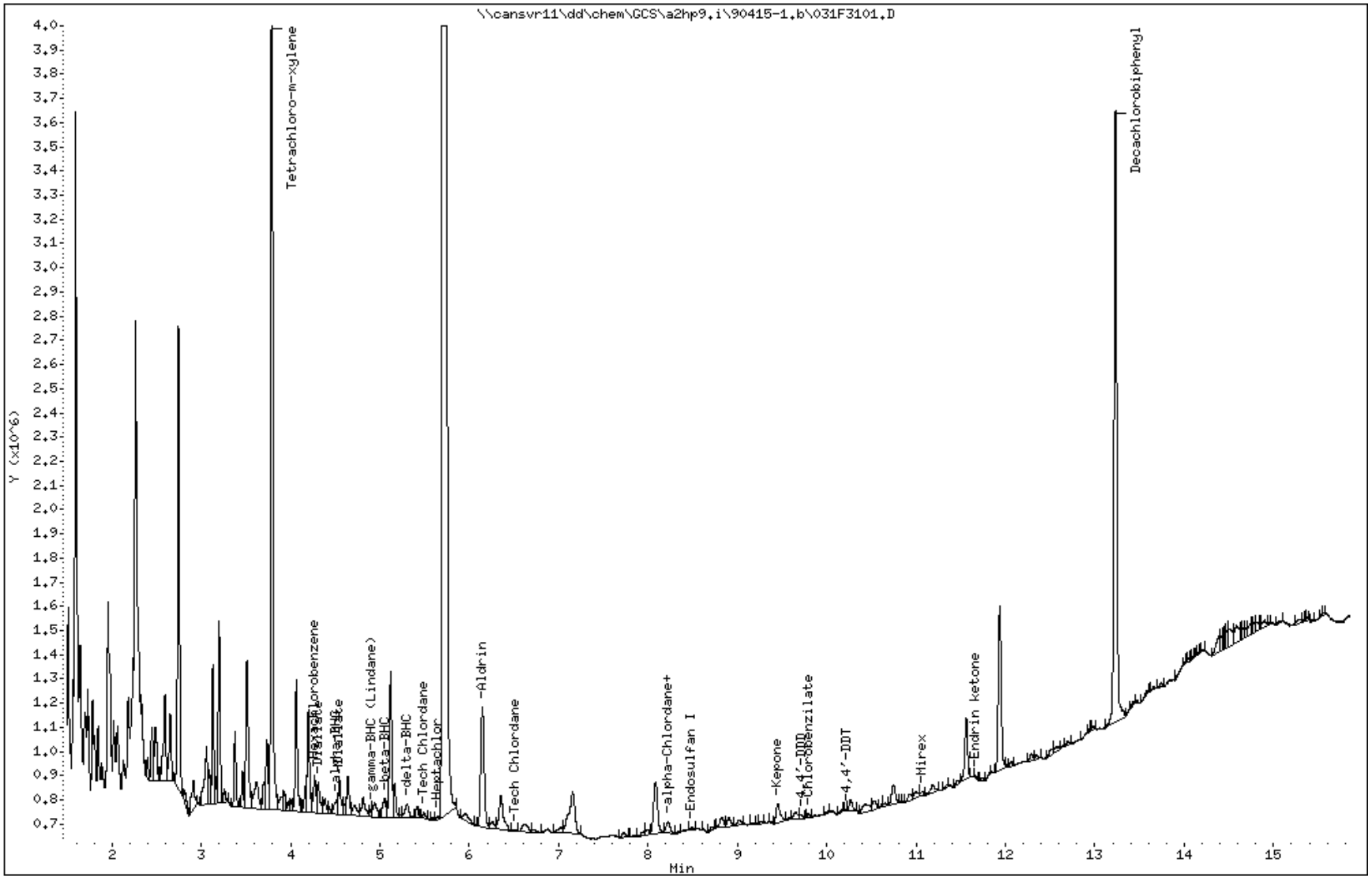

COMPOUNDS and EXP. RT REPORT

Operator: 093905 Date Acquired: 15-APR-2009 22:04
Data File: //cansvr11/dd/chem/GCS/a2hp9.i/90415-1.b/031F3101.D
Lab Sample ID: K9C721AQ
Misc. Info:
Instrument: a2hp9.i
Method: \\cansvr11\dd\chem\GCS\a2hp9.i\90415-1.b\PEST9.m
Dilution Factor: 1

Compound	RT	Area	Amount	Conc
1) Tetrachloro-m-xylene	3.790	5807321	0.014	0.139 ug/Kg
2) Hexachlorobenzene	4.267	291263	0.000	0.113 ug/Kg
3) Diallate	4.310	296360	0.018	6.108 ug/Kg
4) alpha-BHC	4.514	152089	0.000	0.073 ug/Kg
5) gamma-BHC (Lindane)	4.905	66842	0.000	0.035 ug/Kg
6) beta-BHC	5.054	210630	0.001	0.277 ug/Kg
7) delta-BHC	5.305	176695	0.000	0.096 ug/Kg
9) Tech Chlordane	5.492	53290	0.002	0.736 ug/Kg
8) Heptachlor	5.641	20610	0.000	0.012 ug/Kg
10) Aldrin	6.146	1367423	0.002	0.745 ug/Kg
11) Isodrin	NOT DETECTED	Expected RT = 6.844		
12) Heptachlor epoxide	NOT DETECTED	Expected RT = 7.596		
13) gamma-Chlordane	NOT DETECTED	Expected RT = 7.903		
14) alpha-Chlordane	8.223	151782	0.000	0.094 ug/Kg
15) Endosulfan I	8.485	18645	0.000	0.013 ug/Kg
16) 4,4'-DDE	NOT DETECTED	Expected RT = 8.550		
17) Dieldrin	NOT DETECTED	Expected RT = 8.986		
18) Endrin	NOT DETECTED	Expected RT = 9.413		
19) Kepone	9.450	246859	0.124	41.209 ug/Kg
20) 4,4'-DDD	9.718	40400	0.000	0.036 ug/Kg
21) Chlorobenzilate	9.791	30672	0.001	0.464 ug/Kg
22) Endosulfan II	NOT DETECTED	Expected RT = 9.834		
24) Toxaphene	NOT DETECTED	Expected RT = 9.952		
23) 4,4'-DDT	10.220	10465	0.000	0.011 ug/Kg
25) Endrin aldehyde	NOT DETECTED	Expected RT = 10.585		
26) Mirex	11.070	40633	0.000	0.000 ug/Kg
27) Methoxychlor	NOT DETECTED	Expected RT = 11.115		
28) Endosulfan sulfate	NOT DETECTED	Expected RT = 11.285		
29) Endrin ketone	11.667	19648	0.000	0.017 ug/Kg
30) Decachlorobiphenyl	13.230	5462749	0.017	0.169 ug/Kg

TestAmerica North Canton

PESTICIDES 8081/608

Data file : \\cansvr11\dd\chem\GCS\a2hp9.i\90415-1.b\90415-1.b\031F3101.D
Lab Smp Id: K9C721AQ Client Smp ID: SCFmw-004-0011-WS
Inj Date : 15-APR-2009 22:04
Operator : 093905 Inst ID: a2hp9.i
Smp Info : K9C721AQ
Misc Info :
Comment :
Method : \\cansvr11\dd\chem\GCS\a2hp9.i\90415-1.b\PEST9.m\PEST9r.m
Meth Date : 16-Apr-2009 09:08 vandorenc Quant Type: ESTD
Cal Date : 06-APR-2009 19:15 Cal File: 009F0901.D
Als bottle: 31
Dil Factor: 1.00000
Integrator: Falcon Compound Sublist: 19-pestap9.sub
Target Version: 4.14 Sample Matrix: SOIL
Processing Host: CANPGCSV23

Concentration Formula: Amt * DF * Vt*Vi/Ws * CpndVariable

Name	Value	Description
DF	1.000	Dilution Factor
Vt	10000.000	Volume of final extract
Vi	1.000	volume injected
Ws	30.030	initial volume of sample
Cpnd Variable		Local Compound Variable

RT	EXP RT	DLT RT	RESPONSE	CONCENTRATIONS ON-COL (ng)	FINAL (ug/Kg)	TARGET RANGE	RATIO
$ 1 Tetrachloro-m-xylene					CAS #: 877-09-8		
4.602	4.604	-0.002	7987597	0.01227	0.1226		
2 Diallate					CAS #: 2303-16-4		
5.268	5.276	-0.008	72646	0.00497	1.655	0.00- 20.00	100.00
5.452	5.470	-0.018	65766	0.02637	8.780	0.00- 20.00	90.53
Average of Peak Concentrations =					5.218		
3 Hexachlorobenzene					CAS #: 118-74-1		
5.337	5.356	-0.019	517310	6e-004	0.1927		
Average of Peak Concentrations =					0.1927		
4 alpha-BHC					CAS #: 319-84-6		
5.622	5.635	-0.013	15990	1e-005	0.004642		

RT	EXP RT	DLT RT	RESPONSE	CONCENTRATIONS ON-COL (ng)	FINAL (ug/Kg)	TARGET RANGE	RATIO

5 gamma-BHC (Lindane) CAS #: 58-89-9

Peaks not detected for Quant. or Qual. signal(s).

---

6 beta-BHC CAS #: 319-85-7

6.617	6.610	0.007	17623	1e-004	0.03927		

---

9 Tech Chlordane CAS #: 57-74-9

7.063	7.081	-0.018	22280	0.00208	0.6917	0.00- 20.00	100.00
0.000	8.704	-8.704	0	0.0000	0.0000	0.00- 20.00	0.00
0.000	9.927	-9.927	0	0.0000	0.0000	0.00- 20.00	0.00
10.186	10.207	-0.021	16192	6e-004	0.1842	0.00- 20.00	72.68

Average of Peak Concentrations = 0.4380

---

7 delta-BHC CAS #: 319-86-8

7.385	7.368	0.017	4014	1e-005	0.004224		

---

8 Heptachlor CAS #: 76-44-8

7.509	7.484	0.025	428231	0.00154	0.5128		

---

10 Aldrin CAS #: 309-00-2

Peaks not detected for Quant. or Qual. signal(s).

---

11 Isodrin CAS #: 465-73-6

Peaks not detected for Quant. or Qual. signal(s).

---

12 Heptachlor epoxide CAS #: 1024-57-3

9.582	9.564	0.018	197213	3e-004	0.08739		

---

13 gamma-Chlordane CAS #: 5103-74-2

Peaks not detected for Quant. or Qual. signal(s).

---

14 alpha-Chlordane CAS #: 5103-71-9

10.186	10.208	-0.022	44902	6e-005	0.02096		

---

15 Endosulfan I CAS #: 959-98-8

10.272	10.279	-0.007	69511	3e-004	0.08435		

---

16 4,4'-DDE CAS #: 72-55-9

10.577	10.592	-0.015	94609	1e-004	0.04853		

---

17 Dieldrin CAS #: 60-57-1

10.776	10.766	0.010	16319	5e-005	0.01815		

RT	EXP RT	DLT RT	RESPONSE	CONCENTRATIONS ON-COL (ng)	FINAL (ug/Kg)	TARGET RANGE	RATIO

19 Chlorobenzilate CAS #: 510-15-6

Peaks not detected for Quant. or Qual. signal(s).

---

20 Kepone CAS #: 143-50-0

11.432	11.403	0.029	48237	0.09011	30.01		

---

18 Endrin CAS #: 72-20-8

Peaks not detected for Quant. or Qual. signal(s).

---

21 4,4'-DDD CAS #: 72-54-8

11.566	11.542	0.024	52443	1e-004	0.03837		

---

22 Endosulfan II CAS #: 33213-65-9

Peaks not detected for Quant. or Qual. signal(s).

---

23 Toxaphene CAS #: 8001-35-2

Operator disabled compound identification.

---

24 4,4'-DDT CAS #: 50-29-3

Peaks not detected for Quant. or Qual. signal(s).

---

25 Endrin aldehyde CAS #: 7421-93-4

12.173	12.147	0.026	13737	8e-005	0.02702		

---

26 Endosulfan sulfate CAS #: 1031-07-8

Peaks not detected for Quant. or Qual. signal(s).

---

28 Mirex CAS #: 2385-85-5

Peaks not detected for Quant. or Qual. signal(s).

---

27 Methoxychlor CAS #: 72-43-5

13.039	13.046	-0.007	528246	0.00696	2.319		

---

29 Endrin ketone CAS #: 53494-70-5

13.289	13.304	-0.015	108544	5e-004	0.1723		

$ 30 Decachlorobiphenyl CAS #: 2051-24-3

15.056	15.062	-0.006	2121588	0.01550	0.1550		

Data File: \\cansvr11\dd\chem\GCS\a2hp9.i\90415-1.b\90415-1.b\031F3101.D

Page 1

Date : 15-APR-2009 22:04

Client ID: SCFmw-004-0011-WS

Instrument: a2hp9.i

Sample Info: K9C721AQ

Volume Injected (uL): 1.0

Operator: 093905

Column phase: clp pesticides II

Column diameter: 0.53

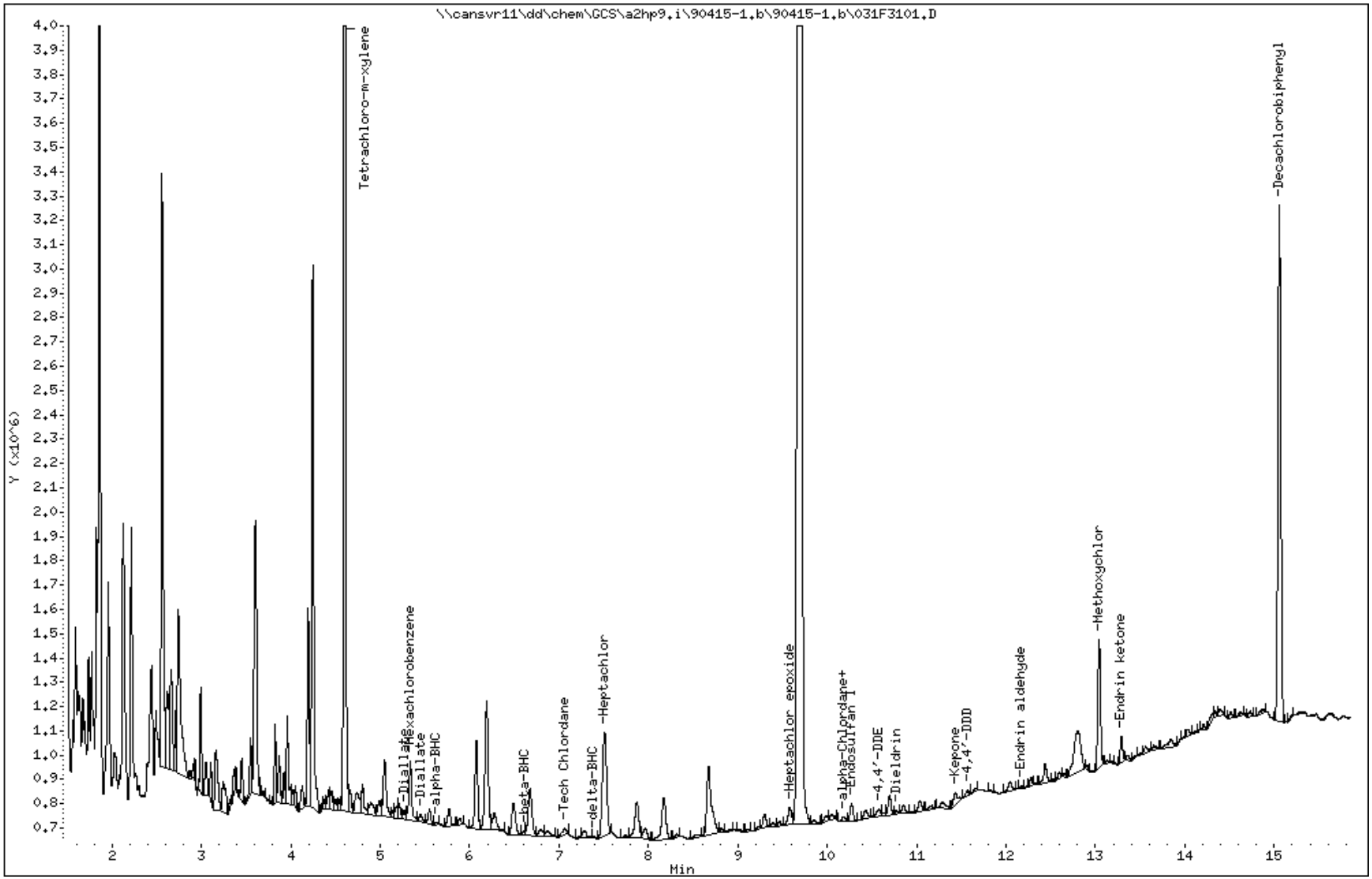

COMPOUNDS and EXP. RT REPORT

Operator: 093905 Date Acquired: 15-APR-2009 22:04
Data File: //cansvr11/dd/chem/GCS/a2hp9.i/90415-1.b/90415-1.b/031F3101.D
Lab Sample ID: K9C721AQ
Misc. Info:
Instrument: a2hp9.i
Method: \\cansvr11\dd\chem\GCS\a2hp9.i\90415-1.b\PEST9.m\PEST9r.m
Dilution Factor: 1

Compound	RT	Area	Amount	Conc
1) Tetrachloro-m-xylene	4.602	7987597	0.012	0.123 ug/Kg
2) Diallate	5.269	72646	0.005	1.655 ug/Kg
3) Hexachlorobenzene	5.337	517310	0.001	0.193 ug/Kg
4) alpha-BHC	5.622	15990	0.000	0.005 ug/Kg
5) gamma-BHC (Lindane)	NOT DETECTED	Expected RT = 6.381		
6) beta-BHC	6.618	46170	0.000	0.039 ug/Kg
9) Tech Chlordane	7.064	79108	0.002	0.692 ug/Kg
7) delta-BHC	7.385	10160	0.000	0.004 ug/Kg
8) Heptachlor	7.510	1425689	0.002	0.513 ug/Kg
10) Aldrin	NOT DETECTED	Expected RT = 8.284		
11) Isodrin	NOT DETECTED	Expected RT = 9.153		
12) Heptachlor epoxide	9.583	197213	0.000	0.087 ug/Kg
13) gamma-Chlordane	NOT DETECTED	Expected RT = 9.930		
14) alpha-Chlordane	10.186	44902	0.000	0.021 ug/Kg
15) Endosulfan I	10.273	166299	0.000	0.084 ug/Kg
16) 4,4'-DDE	10.578	94609	0.000	0.049 ug/Kg
17) Dieldrin	10.776	37568	0.000	0.018 ug/Kg
18) Endrin	NOT DETECTED	Expected RT = 11.261		
19) Chlorobenzilate	NOT DETECTED	Expected RT = 11.367		
20) Kepone	11.432	155614	0.090	30.007 ug/Kg
21) 4,4'-DDD	11.566	52443	0.000	0.038 ug/Kg
22) Endosulfan II	NOT DETECTED	Expected RT = 11.612		
23) Toxaphene	NOT DETECTED	Expected RT = 11.749		
24) 4,4'-DDT	NOT DETECTED	Expected RT = 12.015		
25) Endrin aldehyde	12.174	23514	0.000	0.027 ug/Kg
26) Endosulfan sulfate	NOT DETECTED	Expected RT = 12.560		
28) Mirex	NOT DETECTED	Expected RT = 12.940		
27) Methoxychlor	13.040	1085615	0.007	2.319 ug/Kg
29) Endrin ketone	13.290	207047	0.001	0.172 ug/Kg
30) Decachlorobiphenyl	15.056	4694145	0.015	0.155 ug/Kg

Science Applications International Corp

Client Sample ID: SCFmw-004-0011-WS

TCLP GC Semivolatiles

Lot-Sample #...: A9C310174-009 **Work Order #...:** K9C721CF **Matrix.....:** SO
Date Sampled...: 03/27/09 17:45 **Date Received..:** 03/28/09
Leach Date.....: 04/01/09 **Prep Date.....:** 04/02/09 **Analysis Date..:** 04/07/09
Leach Batch #..: P909113 **Prep Batch #...:** 9092034
Dilution Factor: 1 **Initial Wgt/Vol:** 250 mL **Final Wgt/Vol..:** 3 mL
% Moisture.....: 26 **Method.....:** SW846 8081A

PARAMETER	RESULT	REPORTING LIMIT	UNITS
Chlordane (technical)	ND	0.0050	mg/L
Endrin	ND	0.00050	mg/L
Heptachlor	ND	0.00050	mg/L
Heptachlor epoxide	ND	0.00050	mg/L
Lindane	ND	0.00050	mg/L
Methoxychlor	ND	0.0010	mg/L
Toxaphene	ND	0.020	mg/L

SURROGATE	PERCENT RECOVERY	RECOVERY LIMITS
Decachlorobiphenyl	80	(31 - 115)
Tetrachloro-m-xylene	82	(47 - 110)

NOTE(S):

Analysis performed in accordance with USEPA Toxicity Characteristic Leaching Procedure Method 1311

TestAmerica North Canton

PESTICIDES 8081/608

Data file : \\cansvr11\dd\chem\GCS\a2hp9.i\90406-1.b\074F2601.D
Lab Smp Id: K9C721CF Client Smp ID: SCFmw-004-0011-WS
Inj Date : 07-APR-2009 19:35
Operator : 093905 Inst ID: a2hp9.i
Smp Info : K9C721CF
Misc Info : 14-TCLP.SUB
Comment   :
Method   : \\cansvr11\dd\chem\GCS\a2hp9.i\90406-1.b\PEST9.m
Meth Date : 08-Apr-2009 10:00 vandorenc Quant Type: ESTD
Cal Date : 06-APR-2009 20:44 Cal File: 013F1301.D
Als bottle: 74
Dil Factor: 1.00000
Integrator: Falcon Compound Sublist: 14-TCLP.SUB
Target Version: 4.14 Sample Matrix: WATER
Processing Host: CANPGCSV23

Concentration Formula: Amt * DF * Vt*Vi/Vo * CpndVariable

Name	Value	Description
DF	1.000	Dilution Factor
Vt	3.000	Volume of final extract (mL)
Vo	250.000	Volume of sample extracted (mL)
Vi	1.000	Volume injected (uL)
Cpnd Variable		Local Compound Variable

RT	EXP RT	DLT RT	RESPONSE	CONCENTRATIONS ON-COL (ng)	CONCENTRATIONS FINAL (mg/L)	TARGET RANGE	RATIO
$ 1 Tetrachloro-m-xylene						CAS #: 877-09-8	
3.796	3.793	0.003	22559881	0.05377	0.1613		
5 gamma-BHC (Lindane)						CAS #: 58-89-9	
4.921	4.915	0.006	37326	7e-005	0.0000008848		
8 Heptachlor						CAS #: 76-44-8	
5.656	5.635	0.021	413339	9e-004	0.00001053		
9 Tech Chlordane						CAS #: 57-74-9	

Operator disabled compound identification.

12 Heptachlor epoxide						CAS #: 1024-57-3	
7.623	7.601	0.022	26299	6e-005	0.0000007018		

RT	EXP RT	DLT RT	RESPONSE	CONCENTRATIONS ON-COL (ng)	FINAL (mg/L)	TARGET RANGE	RATIO
18 Endrin					CAS #: 72-20-8		

Peaks not detected for Quant. or Qual. signal(s).

RT	EXP RT	DLT RT	RESPONSE	CONCENTRATIONS ON-COL (ng)	FINAL (mg/L)	TARGET RANGE	RATIO
24 Toxaphene					CAS #: 8001-35-2		
9.969	9.959	0.010	61445	0.01124	0.0001349	80.00- 120.00	100.00
10.405	10.389	0.016	12026	0.00219	0.00002632	114.04- 154.04	19.57
11.070	11.099	-0.029	39934	0.00574	0.00006886	115.64- 155.64	64.99
11.229	11.244	-0.015	76009	0.01227	0.0001472	52.78- 92.78	123.70
11.674	11.651	0.023	22112	0.00592	0.00007102	69.36- 109.36	35.99

Average of Peak Concentrations = 0.00008966

RT	EXP RT	DLT RT	RESPONSE	CONCENTRATIONS ON-COL (ng)	FINAL (mg/L)	TARGET RANGE	RATIO
23 4,4'-DDT					CAS #: 50-29-3		

Peaks not detected for Quant. or Qual. signal(s).

RT	EXP RT	DLT RT	RESPONSE	CONCENTRATIONS ON-COL (ng)	FINAL (mg/L)	TARGET RANGE	RATIO
27 Methoxychlor					CAS #: 72-43-5		
11.139	11.119	0.020	9123	6e-005	0.0000006690		

RT	EXP RT	DLT RT	RESPONSE	CONCENTRATIONS ON-COL (ng)	FINAL (mg/L)	TARGET RANGE	RATIO
$ 30 Decachlorobiphenyl					CAS #: 2051-24-3		
13.236	13.238	-0.002	18156298	0.05413	0.1624		

Data File: \\cansvr11\dd\chem\GCS\a2hp9.i\90406-1.b\074F2601.D

Page 1

Date : 07-APR-2009 19:35

Client ID: SCFmw-004-0011-WS

Instrument: a2hp9.i

Sample Info: K9C721CF

Volume Injected (uL): 1.0

Operator: 093905

Column phase: clp pesticides I

Column diameter: 0.53

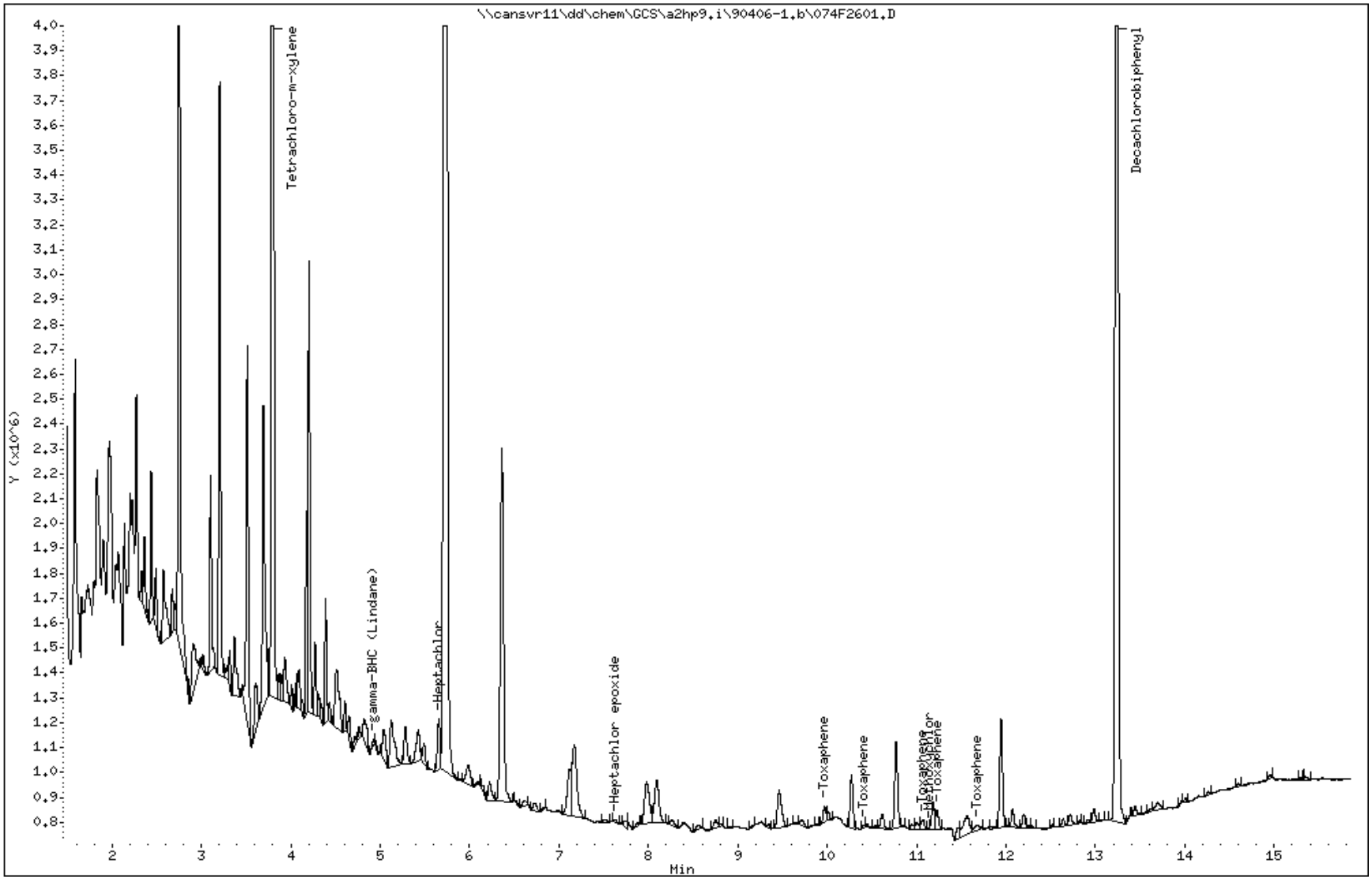

1601

North Canton

COMPOUNDS and EXP. RT REPORT

Operator: 093905 Date Acquired: 07-APR-2009 19:35
Data File: //cansvr11/dd/chem/GCS/a2hp9.i/90406-1.b/074F2601.D
Lab Sample ID: K9C721CF
Misc. Info: 14-TCLP.SUB
Instrument: a2hp9.i
Method: \\cansvr11\dd\chem\GCS\a2hp9.i\90406-1.b\PEST9.m
Dilution Factor: 1

Compound	RT	Area	Amount	Conc
1) Tetrachloro-m-xylene	3.797	22559881	0.054	0.161 mg/L
5) gamma-BHC (Lindane)	4.922	37326	0.000	0.000 mg/L
9) Tech Chlordane	NOT DETECTED	Expected RT = 5.502		
8) Heptachlor	5.657	413339	0.001	0.000 mg/L
12) Heptachlor epoxide	7.623	26299	0.000	0.000 mg/L
18) Endrin	NOT DETECTED	Expected RT = 9.417		
24) Toxaphene	9.970	127504	0.011	0.000 mg/L
23) 4,4'-DDT	NOT DETECTED	Expected RT = 10.221		
27) Methoxychlor	11.140	9123	0.000	0.000 mg/L
30) Decachlorobiphenyl	13.237	18156298	0.054	0.162 mg/L

TestAmerica North Canton

PESTICIDES 8081/608

Data file : \\cansvr11\dd\chem\GCS\a2hp9.i\90406-1.b\90406-1.b\074F2601.D
Lab Smp Id: K9C721CF Client Smp ID: SCFmw-004-0011-WS
Inj Date : 07-APR-2009 19:35
Operator : 093905 Inst ID: a2hp9.i
Smp Info : K9C721CF
Misc Info : 14-TCLP.SUB
Comment :
Method : \\cansvr11\dd\chem\GCS\a2hp9.i\90406-1.b\PEST9.m\PEST9r.m
Meth Date : 08-Apr-2009 06:29 vandorenc Quant Type: ESTD
Cal Date : 06-APR-2009 20:44 Cal File: 013F1301.D
Als bottle: 74
Dil Factor: 1.00000
Integrator: Falcon Compound Sublist: 14-TCLP.SUB
Target Version: 4.14 Sample Matrix: WATER
Processing Host: CANPGCSV23

Concentration Formula: Amt * DF * Vt*Vi/Vo * CpndVariable

Name	Value	Description
DF	1.000	Dilution Factor
Vt	3.000	Volume of final extract (mL)
Vo	250.000	Volume of sample extracted (mL)
Vi	1.000	Volume injected (uL)
Cpnd Variable		Local Compound Variable

				CONCENTRATIONS ON-COL	FINAL		
RT	EXP RT	DLT RT	RESPONSE	(ng)	(mg/L)	TARGET RANGE	RATIO
$ 1 Tetrachloro-m-xylene						CAS #: 877-09-8	
4.607	4.605	0.002	33696658	0.05466	0.1640		
5 gamma-BHC (Lindane)						CAS #: 58-89-9	
6.367	6.382	-0.015	123599	0.00017	0.000002039		
9 Tech Chlordane						CAS #: 57-74-9	
7.105	7.087	0.018	24680	0.00284	0.00003411	0.00- 20.00	100.00
8.725	8.710	0.015	216698	0.02101	0.0002521	0.00- 20.00	878.03
0.000	9.931	-9.931	0	0.0000	0.0000	0.00- 20.00	0.00
0.000	10.209	-10.209	0	0.0000	0.0000	0.00- 20.00	0.00
Average of Peak Concentrations = 0.0001431							
12 Heptachlor epoxide						CAS #: 1024-57-3	
9.560	9.567	-0.007	118779	2.e-004	0.000002358		

RT	EXP RT	DLT RT	RESPONSE	CONCENTRATIONS ON-COL (ng)	CONCENTRATIONS FINAL (mg/L)	TARGET RANGE	RATIO

18 Endrin CAS #: 72-20-8

Peaks not detected for Quant. or Qual. signal(s).

---

23 Toxaphene CAS #: 8001-35-2

Operator disabled compound identification.

---

8 Heptachlor CAS #: 76-44-8

Peaks not detected for Quant. or Qual. signal(s).

---

27 Methoxychlor CAS #: 72-43-5

13.047	13.049	-0.002	387557	0.00458	0.00005497		

$ 30 Decachlorobiphenyl CAS #: 2051-24-3

15.064	15.065	-0.001	7534822	0.05331	0.1599		

Data File: \\cansvr11\dd\chem\GCS\a2hp9.i\90406-1.b\90406-1.b\074F2601.D

Date : 07-APR-2009 19:35

Client ID: SCFmw-004-0011-WS

Instrument: a2hp9.i

Sample Info: K9C721CF

Volume Injected (uL): 1.0

Operator: 093905

Column phase: clp pesticides II

Column diameter: 0.53

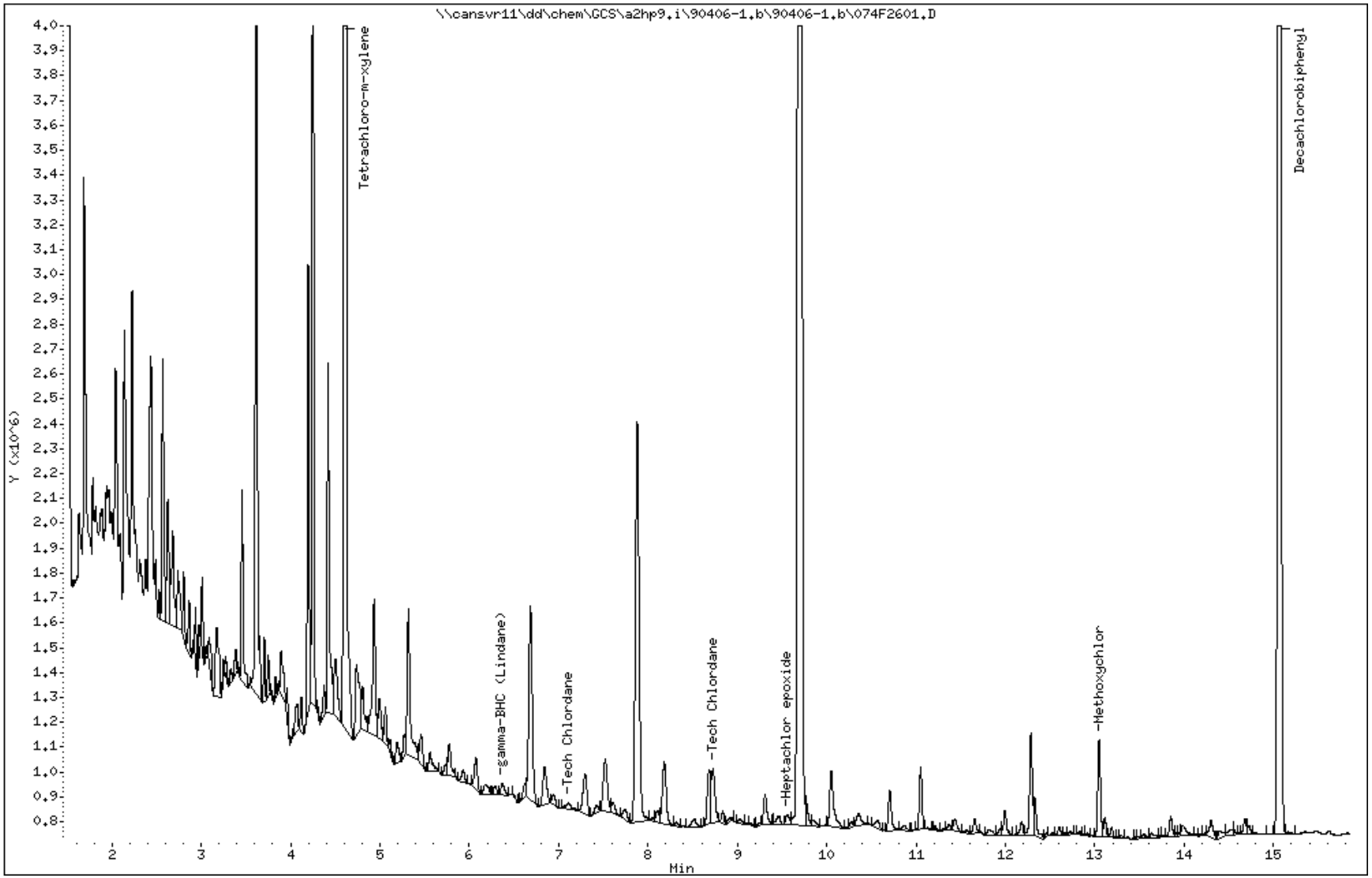

COMPOUNDS and EXP. RT REPORT

Operator: 093905 Date Acquired: 07-APR-2009 19:35
Data File: //cansvr11/dd/chem/GCS/a2hp9.i/90406-1.b/90406-1.b/074F2601.D
Lab Sample ID: K9C721CF
Misc. Info: 14-TCLP.SUB
Instrument: a2hp9.i
Method: \\cansvr11\dd\chem\GCS\a2hp9.i\90406-1.b\PEST9.m\PEST9r.m
Dilution Factor: 1

Compound	RT	Area	Amount	Conc
1) Tetrachloro-m-xylene	4.607	33696658	0.055	0.164 mg/L
5) gamma-BHC (Lindane)	6.367	123599	0.000	0.000 mg/L
9) Tech Chlordane	7.106	108840	0.003	0.000 mg/L
8) Heptachlor	NOT DETECTED	Expected RT = 7.488		
12) Heptachlor epoxide	9.561	118779	0.000	0.000 mg/L
18) Endrin	NOT DETECTED	Expected RT = 11.264		
23) Toxaphene	NOT DETECTED	Expected RT = 11.754		
27) Methoxychlor	13.047	823303	0.005	0.000 mg/L
30) Decachlorobiphenyl	15.065	16872302	0.053	0.160 mg/L

Science Applications International Corp

Client Sample ID: SCFmw-004-0012-WS

GC Semivolatiles

Lot-Sample #...: A9C310174-010 **Work Order #...:** K9C731A3 **Matrix.....:** SO
Date Sampled...: 03/27/09 18:13 **Date Received..:** 03/28/09
Prep Date.....: 04/01/09 **Analysis Date..:** 04/15/09
Prep Batch #...: 9091042
Dilution Factor: 1 **Initial Wgt/Vol:** 30.09 g **Final Wgt/Vol..:** 10 mL
% Moisture.....: 27 **Method.....:** SW846 8081A

PARAMETER	RESULT	REPORTING LIMIT	UNITS
alpha-BHC	ND	2.3	ug/kg
beta-BHC	ND	2.3	ug/kg
delta-BHC	ND	2.3	ug/kg
gamma-BHC (Lindane)	ND	2.3	ug/kg
Heptachlor	ND	2.3	ug/kg
Aldrin	ND	2.3	ug/kg
Heptachlor epoxide	ND	2.3	ug/kg
Endosulfan I	ND	2.3	ug/kg
Dieldrin	ND	2.3	ug/kg
4,4'-DDE	ND	2.3	ug/kg
Endrin	ND	2.3	ug/kg
Endosulfan II	ND	2.3	ug/kg
4,4'-DDD	ND	2.3	ug/kg
Endosulfan sulfate	ND	2.3	ug/kg
4,4'-DDT	ND	2.3	ug/kg
Methoxychlor	ND	4.5	ug/kg
Endrin ketone	ND	2.3	ug/kg
Endrin aldehyde	ND	2.3	ug/kg
alpha-Chlordane	ND	2.3	ug/kg
gamma-Chlordane	ND	2.3	ug/kg
Toxaphene	ND	92	ug/kg

SURROGATE	PERCENT RECOVERY	RECOVERY LIMITS
Tetrachloro-m-xylene	97	(50 - 150)
Decachlorobiphenyl	148	(50 - 150)

NOTE(S):

Results and reporting limits have been adjusted for dry weight.

TestAmerica North Canton

PESTICIDES 8081/608

Data file : \\cansvr11\dd\chem\GCS\a2hp9.i\90415-1.b\034F3401.D
Lab Smp Id: K9C731A3 Client Smp ID: SCFmw-004-0012-WS
Inj Date : 15-APR-2009 23:33
Operator : 093905 Inst ID: a2hp9.i
Smp Info : K9C731A3
Misc Info :
Comment :
Method : \\cansvr11\dd\chem\GCS\a2hp9.i\90415-1.b\PEST9.m
Meth Date : 16-Apr-2009 09:08 vandorenc Quant Type: ESTD
Cal Date : 06-APR-2009 20:44 Cal File: 013F1301.D
Als bottle: 34
Dil Factor: 1.00000
Integrator: Falcon Compound Sublist: 19-pestap9.sub
Target Version: 4.14 Sample Matrix: SOIL
Processing Host: CANPGCSV23

Concentration Formula: Amt * DF * Vt*Vi/Ws * CpndVariable

Name	Value	Description
DF	1.000	Dilution Factor
Vt	10000.000	Volume of final extract
Vi	1.000	volume injected
Ws	30.090	initial volume of sample
Cpnd Variable		Local Compound Variable

				CONCENTRATIONS ON-COL	FINAL		
RT	EXP RT	DLT RT	RESPONSE	(ng)	(ug/Kg)	TARGET RANGE	RATIO
$ 1 Tetrachloro-m-xylene					CAS #: 877-09-8		
3.791	3.792	-0.001	8131891	0.01947	0.1947		
2 Hexachlorobenzene					CAS #: 118-74-1		
4.262	4.273	-0.011	1500259	0.00331	1.100		
	Average of Peak Concentrations =				1.100		
3 Diallate					CAS #: 2303-16-4		
4.307	4.327	-0.020	626199	0.08960	29.78	0.00- 20.00	100.00
4.544	4.546	-0.002	338504	0.29003	96.39	0.00- 20.00	54.06
	Average of Peak Concentrations =				63.08		
4 alpha-BHC					CAS #: 319-84-6		
4.496	4.493	0.003	265306	4e-004	0.1270		
5 gamma-BHC (Lindane)					CAS #: 58-89-9		
4.909	4.913	-0.004	222029	3e-004	0.1158		

6 beta-BHC CAS #: 319-85-7

5.047	5.060	-0.013	326973	0.00129	0.4295

RT	EXP RT	DLT RT	RESPONSE	CONCENTRATIONS ON-COL (ng)	FINAL (ug/Kg)	TARGET RANGE	RATIO
7 delta-BHC					CAS #: 319-86-8		
5.322	5.307	0.015	654137	0.00107	0.3550		
8 Heptachlor					CAS #: 76-44-8		
5.653	5.632	0.021	27596	5e-005	0.01590		
9 Tech Chlordane					CAS #: 57-74-9		
5.494	5.497	-0.003	307760	0.02813	9.348	0.00- 20.00	100.00
6.482	6.494	-0.012	44740	0.00478	1.590	0.00- 20.00	14.54
0.000	7.898	-7.898	0	0.0000	0.0000	0.00- 20.00	0.00
8.226	8.209	0.017	70738	0.00223	0.7404	0.00- 20.00	22.98
Average of Peak Concentrations =					3.892		
10 Aldrin					CAS #: 309-00-2		
6.147	6.160	-0.013	3049843	0.00499	1.658		
11 Isodrin					CAS #: 465-73-6		

Peaks not detected for Quant. or Qual. signal(s).

12 Heptachlor epoxide					CAS #: 1024-57-3		

Peaks not detected for Quant. or Qual. signal(s).

13 gamma-Chlordane					CAS #: 5103-74-2		
7.929	7.902	0.027	76871	1e-004	0.04616		
14 alpha-Chlordane					CAS #: 5103-71-9		
8.226	8.218	0.008	223860	4e-004	0.1379		
15 Endosulfan I					CAS #: 959-98-8		

Peaks not detected for Quant. or Qual. signal(s).

16 4,4'-DDE					CAS #: 72-55-9		
8.561	8.549	0.012	174165	0.00033	0.1098		
17 Dieldrin					CAS #: 60-57-1		
9.015	8.986	0.029	2222049	0.00420	1.395		
18 Endrin					CAS #: 72-20-8		

Peaks not detected for Quant. or Qual. signal(s).

19 Kepone					CAS #: 143-50-0		

Peaks not detected for Quant. or Qual. signal(s).

```
--------------------------------------------------------------------------------
   20 4,4'-DDD                                    CAS #: 72-54-8
9.704    9.728   -0.024           82687  2e-004  0.07410
--------------------------------------------------------------------------------
   21 Chlorobenzilate                             CAS #: 510-15-6
9.795    9.817   -0.022          160301 0.00728    2.420
--------------------------------------------------------------------------------
```

RT	EXP RT	DLT RT	RESPONSE	CONCENTRATIONS ON-COL (ng)	FINAL (ug/Kg)	TARGET RANGE	RATIO
22 Endosulfan II					CAS #: 33213-65-9		
9.853	9.833	0.020	10681	2e-005	0.007818		
24 Toxaphene					CAS #: 8001-35-2		

Operator disabled compound identification.

23 4,4'-DDT					CAS #: 50-29-3		
10.212	10.217	-0.005	30354	1e-004	0.03284		
25 Endrin aldehyde					CAS #: 7421-93-4		
10.557	10.585	-0.028	57685	2e-004	0.05841		
26 Mirex					CAS #: 2385-85-5		
11.072	11.073	-0.001	354518				
27 Methoxychlor					CAS #: 72-43-5		

Peaks not detected for Quant. or Qual. signal(s).

28 Endosulfan sulfate					CAS #: 1031-07-8		
11.269	11.284	-0.015	18090	5e-005	0.01600		
29 Endrin ketone					CAS #: 53494-70-5		
11.663	11.678	-0.015	166925	4e-004	0.1438		
$ 30 Decachlorobiphenyl					CAS #: 2051-24-3		
13.230	13.234	-0.004	9599984	0.02969	0.2969		(R)

QC Flag Legend

R - Spike/Surrogate failed recovery limits.

Data File: \\cansvr11\dd\chem\GCS\a2hp9.i\90415-1.b\034F3401.D

Date : 15-APR-2009 23:33

Client ID: SCFmw-004-0012-WS

Instrument: a2hp9.i

Sample Info: K9C731A3

Volume Injected (uL): 1.0

Operator: 093905

Column phase: clp pesticides I

Column diameter: 0.53

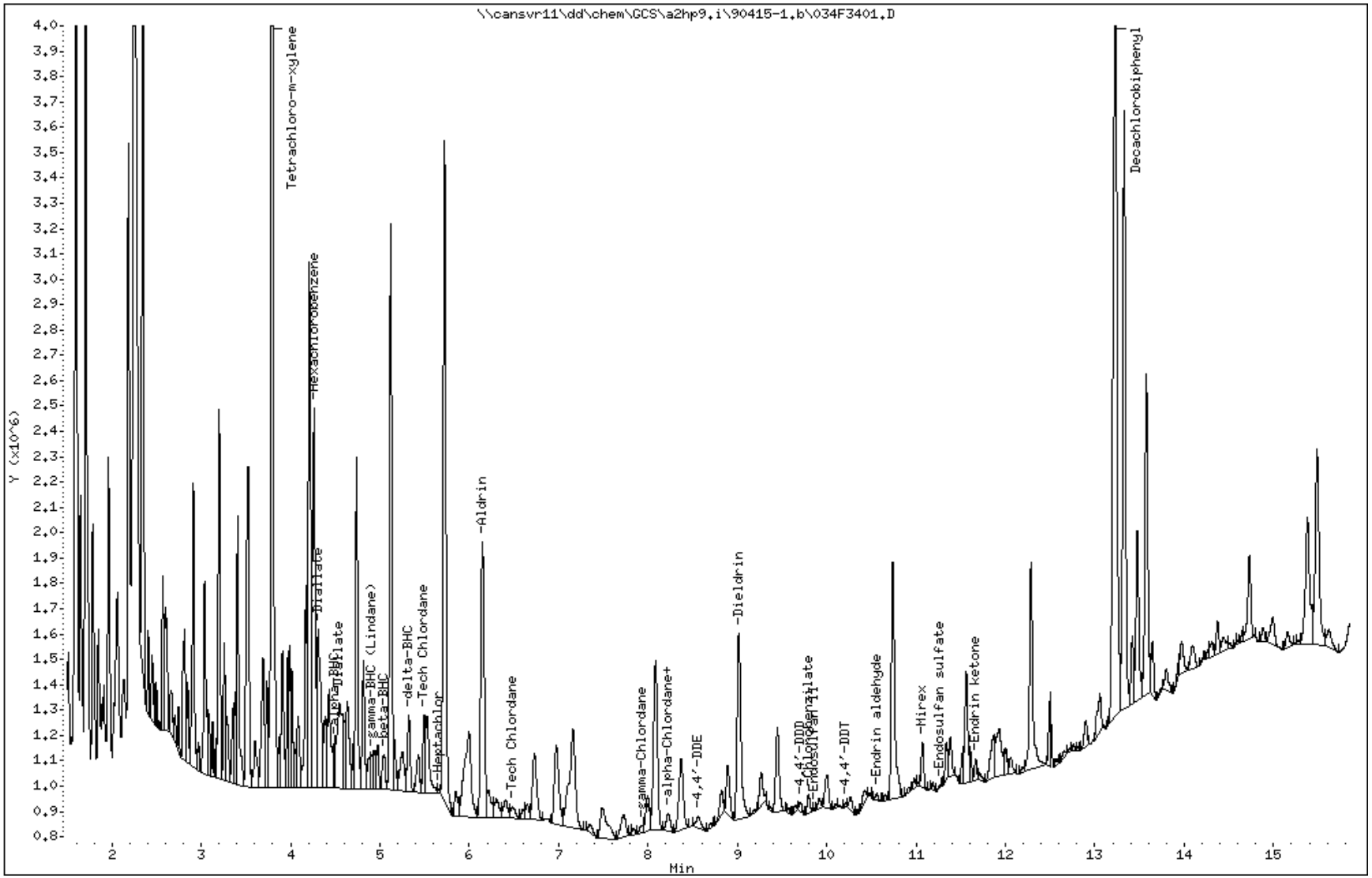

COMPOUNDS and EXP. RT REPORT

Operator: 093905 Date Acquired: 15-APR-2009 23:33
Data File: //cansvr11/dd/chem/GCS/a2hp9.i/90415-1.b/034F3401.D
Lab Sample ID: K9C731A3
Misc. Info:
Instrument: a2hp9.i
Method: \\cansvr11\dd\chem\GCS\a2hp9.i\90415-1.b\PEST9.m
Dilution Factor: 1

Compound	RT	Area	Amount	Conc
1) Tetrachloro-m-xylene	3.791	8131891	0.019	0.195 ug/Kg
2) Hexachlorobenzene	4.263	2868689	0.003	1.100 ug/Kg
3) Diallate	4.308	1847333	0.090	29.778 ug/Kg
4) alpha-BHC	4.496	265306	0.000	0.127 ug/Kg
5) gamma-BHC (Lindane)	4.910	222029	0.000	0.116 ug/Kg
6) beta-BHC	5.048	326973	0.001	0.429 ug/Kg
7) delta-BHC	5.323	654137	0.001	0.355 ug/Kg
9) Tech Chlordane	5.495	599962	0.028	9.348 ug/Kg
8) Heptachlor	5.654	27596	0.000	0.016 ug/Kg
10) Aldrin	6.148	3049843	0.005	1.658 ug/Kg
11) Isodrin	NOT DETECTED	Expected RT = 6.844		
12) Heptachlor epoxide	NOT DETECTED	Expected RT = 7.596		
13) gamma-Chlordane	7.930	76871	0.000	0.046 ug/Kg
14) alpha-Chlordane	8.226	223860	0.000	0.138 ug/Kg
15) Endosulfan I	NOT DETECTED	Expected RT = 8.475		
16) 4,4'-DDE	8.561	174165	0.000	0.110 ug/Kg
17) Dieldrin	9.015	2222049	0.004	1.395 ug/Kg
18) Endrin	NOT DETECTED	Expected RT = 9.413		
19) Kepone	NOT DETECTED	Expected RT = 9.476		
20) 4,4'-DDD	9.705	82687	0.000	0.074 ug/Kg
21) Chlorobenzilate	9.795	160301	0.007	2.420 ug/Kg
22) Endosulfan II	9.854	10681	0.000	0.008 ug/Kg
24) Toxaphene	NOT DETECTED	Expected RT = 9.952		
23) 4,4'-DDT	10.213	30354	0.000	0.033 ug/Kg
25) Endrin aldehyde	10.557	57685	0.000	0.058 ug/Kg
26) Mirex	11.072	354518	0.000	0.000 ug/Kg
27) Methoxychlor	NOT DETECTED	Expected RT = 11.115		
28) Endosulfan sulfate	11.270	18090	0.000	0.016 ug/Kg
29) Endrin ketone	11.664	166925	0.000	0.144 ug/Kg
30) Decachlorobiphenyl	13.230	9599984	0.030	0.297 ug/Kg

TestAmerica North Canton

PESTICIDES 8081/608

Data file : \\cansvr11\dd\chem\GCS\a2hp9.i\90415-1.b\90415-1.b\034F3401.D
Lab Smp Id: K9C731A3 Client Smp ID: SCFmw-004-0012-WS
Inj Date : 15-APR-2009 23:33
Operator : 093905 Inst ID: a2hp9.i
Smp Info : K9C731A3
Misc Info :
Comment :
Method : \\cansvr11\dd\chem\GCS\a2hp9.i\90415-1.b\PEST9.m\PEST9r.m
Meth Date : 16-Apr-2009 09:08 vandorenc Quant Type: ESTD
Cal Date : 06-APR-2009 19:15 Cal File: 009F0901.D
Als bottle: 34
Dil Factor: 1.00000
Integrator: Falcon Compound Sublist: 19-pestap9.sub
Target Version: 4.14 Sample Matrix: SOIL
Processing Host: CANPGCSV23

Concentration Formula: Amt * DF * Vt*Vi/Ws * CpndVariable

Name	Value	Description
DF	1.000	Dilution Factor
Vt	10000.000	Volume of final extract
Vi	1.000	volume injected
Ws	30.090	initial volume of sample
Cpnd Variable		Local Compound Variable

RT	EXP RT	DLT RT	RESPONSE	CONCENTRATIONS ON-COL (ng)	FINAL (ug/Kg)	TARGET RANGE	RATIO
$ 1 Tetrachloro-m-xylene						CAS #: 877-09-8	
4.602	4.604	-0.002	10133958	0.01556	0.1556		
2 Diallate						CAS #: 2303-16-4	

Peaks not detected for Quant. or Qual. signal(s).

3 Hexachlorobenzene						CAS #: 118-74-1	
5.337	5.356	-0.019	808095	9.e-004	0.3005		
Average of Peak Concentrations =					0.3005		
4 alpha-BHC						CAS #: 319-84-6	
5.657	5.635	0.022	193667	2e-004	0.05610		
5 gamma-BHC (Lindane)						CAS #: 58-89-9	
6.389	6.381	0.008	84258	8e-005	0.02802		

```
    6 beta-BHC                                    CAS #: 319-85-7
6.598    6.610   -0.012          14791  1e-004  0.03289
-------------------------------------------------------------------------------
```

RT	EXP RT	DLT RT	RESPONSE	CONCENTRATIONS ON-COL (ng)	FINAL (ug/Kg)	TARGET RANGE	RATIO
9 Tech Chlordane					CAS #: 57-74-9		
7.087	7.081	0.006	23480	0.00219	0.7275	0.00- 20.00	100.00
0.000	8.704	-8.704	0	0.0000	0.0000	0.00- 20.00	0.00
9.954	9.927	0.027	372364	0.01022	3.396	0.00- 20.00	1585.88
10.182	10.207	-0.025	32130	0.00110	0.3648	0.00- 20.00	136.84
		Average of Peak Concentrations =			1.496		
7 delta-BHC					CAS #: 319-86-8		
Peaks not detected for Quant. or Qual. signal(s).							
8 Heptachlor					CAS #: 76-44-8		
7.510	7.484	0.026	1053232	0.00379	1.259		
10 Aldrin					CAS #: 309-00-2		
Peaks not detected for Quant. or Qual. signal(s).							
11 Isodrin					CAS #: 465-73-6		
9.182	9.153	0.029	73154	1e-004	0.04090		
12 Heptachlor epoxide					CAS #: 1024-57-3		
9.577	9.564	0.013	178560	2e-004	0.07897		
13 gamma-Chlordane					CAS #: 5103-74-2		
9.954	9.930	0.024	1236390	0.00162	0.5390		
14 alpha-Chlordane					CAS #: 5103-71-9		
10.182	10.208	-0.026	63251	9e-005	0.02947		
15 Endosulfan I					CAS #: 959-98-8		
10.272	10.279	-0.007	188224	7e-004	0.2279		
16 4,4'-DDE					CAS #: 72-55-9		
Peaks not detected for Quant. or Qual. signal(s).							
17 Dieldrin					CAS #: 60-57-1		
10.768	10.766	0.002	250031	8e-004	0.2776		
19 Chlorobenzilate					CAS #: 510-15-6		
Peaks not detected for Quant. or Qual. signal(s).							
20 Kepone					CAS #: 143-50-0		
11.403	11.403	0.000	156933	0.09420	31.31		

```
   18 Endrin                                      CAS #: 72-20-8
11.272  11.261    0.011           48915  2e-004  0.06053
--------------------------------------------------------------------------------
```

RT	EXP RT	DLT RT	RESPONSE	CONCENTRATIONS ON-COL (ng)	FINAL (ug/Kg)	TARGET RANGE	RATIO
21 4,4'-DDD					CAS #: 72-54-8		

Peaks not detected for Quant. or Qual. signal(s).

22 Endosulfan II					CAS #: 33213-65-9		
11.587	11.612	-0.025	143114	0.00060	0.1995		
23 Toxaphene					CAS #: 8001-35-2		
11.760	11.748	0.012	25485	0.00324	1.077	80.00- 120.00	100.00
0.000	11.861	-11.861	0	0.0000	0.0000	114.04- 154.04	0.00
12.171	12.154	0.017	63681	0.00827	2.750	115.64- 155.64	249.88
12.918	12.891	0.027	182256	0.03347	11.12	52.78- 92.78	715.15
13.287	13.258	0.029	171375	0.07591	25.23	69.36- 109.36	672.45
		Average of Peak Concentrations =			10.04		
24 4,4'-DDT					CAS #: 50-29-3		
12.035	12.015	0.020	257153	0.00076	0.2526		
25 Endrin aldehyde					CAS #: 7421-93-4		
12.171	12.147	0.024	63681	4e-004	0.1250		
26 Endosulfan sulfate					CAS #: 1031-07-8		
12.534	12.559	-0.025	75054	4e-004	0.1213		
28 Mirex					CAS #: 2385-85-5		
12.918	12.940	-0.022	182256				
27 Methoxychlor					CAS #: 72-43-5		
13.040	13.046	-0.006	75193	1e-003	0.3294		
29 Endrin ketone					CAS #: 53494-70-5		
13.287	13.304	-0.017	171375	8e-004	0.2714		
$ 30 Decachlorobiphenyl					CAS #: 2051-24-3		
15.057	15.062	-0.005	2497048	0.01824	0.1824		

Data File: \\cansvr11\dd\chem\GCS\a2hp9.i\90415-1.b\90415-1.b\034F3401.D

Date : 15-APR-2009 23:33

Client ID: SCFmw-004-0012-WS

Instrument: a2hp9.i

Sample Info: K9C731A3

Volume Injected (uL): 1.0

Operator: 093905

Column phase: clp pesticides II

Column diameter: 0.53

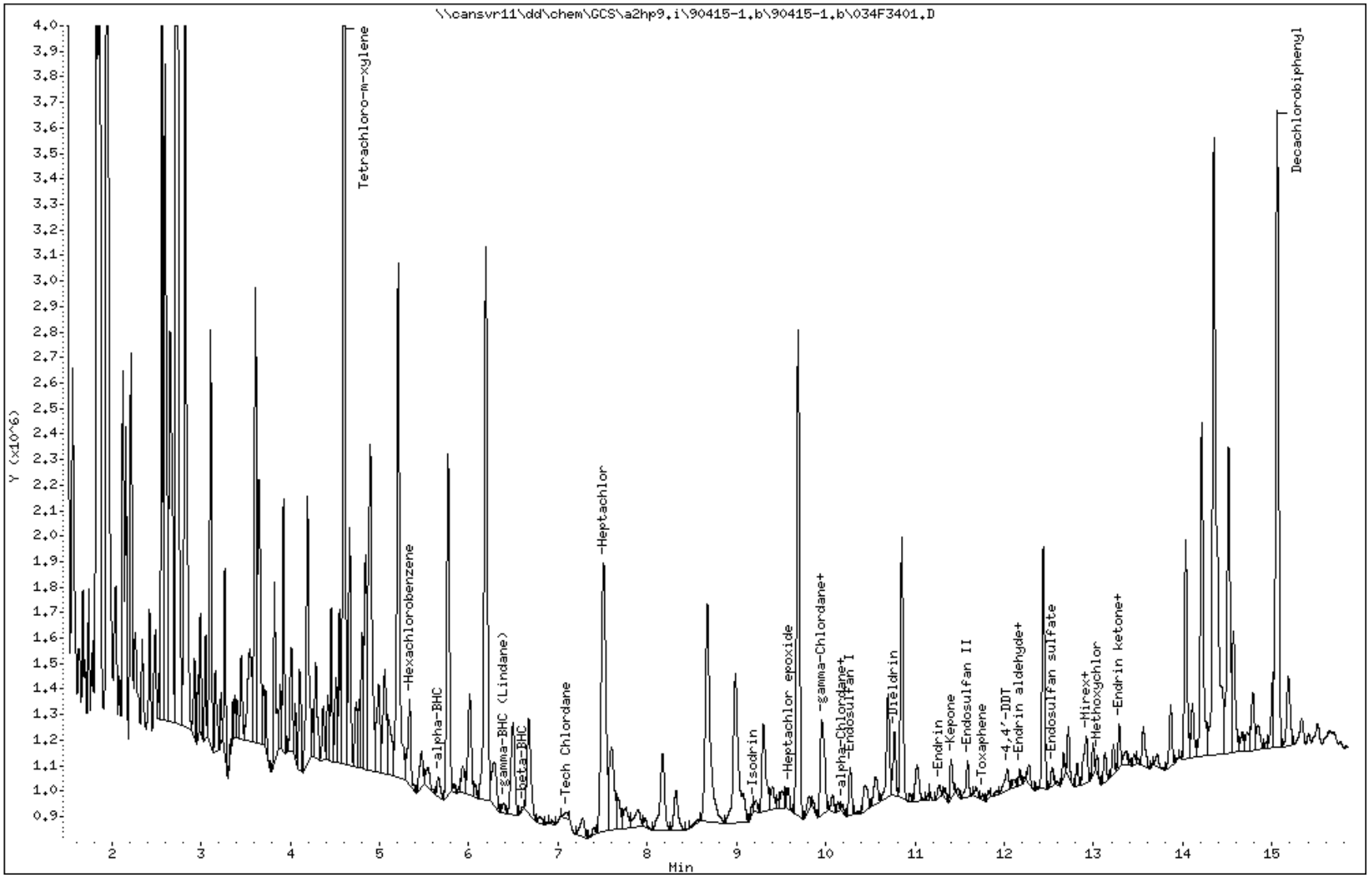

COMPOUNDS and EXP. RT REPORT

Operator: 093905 Date Acquired: 15-APR-2009 23:33
Data File: //cansvr11/dd/chem/GCS/a2hp9.i/90415-1.b/90415-1.b/034F3401.D
Lab Sample ID: K9C731A3
Misc. Info:
Instrument: a2hp9.i
Method: \\cansvr11\dd\chem\GCS\a2hp9.i\90415-1.b\PEST9.m\PEST9r.m
Dilution Factor: 1

Compound	RT	Area	Amount	Conc
1) Tetrachloro-m-xylene	4.602	10133958	0.016	0.156 ug/Kg
2) Diallate	NOT DETECTED	Expected RT = 5.277		
3) Hexachlorobenzene	5.337	808095	0.001	0.300 ug/Kg
4) alpha-BHC	5.658	193667	0.000	0.056 ug/Kg
5) gamma-BHC (Lindane)	6.390	84258	0.000	0.028 ug/Kg
6) beta-BHC	6.599	25309	0.000	0.033 ug/Kg
9) Tech Chlordane	7.088	80021	0.002	0.727 ug/Kg
7) delta-BHC	NOT DETECTED	Expected RT = 7.369		
8) Heptachlor	7.510	3806000	0.004	1.259 ug/Kg
10) Aldrin	NOT DETECTED	Expected RT = 8.284		
11) Isodrin	9.182	73154	0.000	0.041 ug/Kg
12) Heptachlor epoxide	9.577	178560	0.000	0.079 ug/Kg
13) gamma-Chlordane	9.955	1236390	0.002	0.539 ug/Kg
14) alpha-Chlordane	10.183	63251	0.000	0.029 ug/Kg
15) Endosulfan I	10.273	413588	0.001	0.228 ug/Kg
16) 4,4'-DDE	NOT DETECTED	Expected RT = 10.592		
17) Dieldrin	10.769	517724	0.001	0.278 ug/Kg
18) Endrin	11.273	117112	0.000	0.061 ug/Kg
19) Chlorobenzilate	NOT DETECTED	Expected RT = 11.367		
20) Kepone	11.404	322486	0.094	31.307 ug/Kg
21) 4,4'-DDD	NOT DETECTED	Expected RT = 11.542		
22) Endosulfan II	11.587	321976	0.001	0.200 ug/Kg
23) Toxaphene	11.760	41962	0.003	1.077 ug/Kg
24) 4,4'-DDT	12.035	257153	0.001	0.253 ug/Kg
25) Endrin aldehyde	12.171	101420	0.000	0.125 ug/Kg
26) Endosulfan sulfate	12.535	150449	0.000	0.121 ug/Kg
28) Mirex	12.919	552398	0.000	0.000 ug/Kg
27) Methoxychlor	13.040	124113	0.001	0.329 ug/Kg
29) Endrin ketone	13.288	325439	0.001	0.271 ug/Kg
30) Decachlorobiphenyl	15.057	5728481	0.018	0.182 ug/Kg

Science Applications International Corp

Client Sample ID: SCFmw-004-0012-WS

TCLP GC Semivolatiles

Lot-Sample #...: A9C310174-010 **Work Order #...:** K9C731CF **Matrix.....:** SO
Date Sampled...: 03/27/09 18:13 **Date Received..:** 03/28/09
Leach Date.....: 04/01/09 **Prep Date.....:** 04/02/09 **Analysis Date..:** 04/07/09
Leach Batch #..: P909113 **Prep Batch #...:** 9092034
Dilution Factor: 1 **Initial Wgt/Vol:** 250 mL **Final Wgt/Vol..:** 3 mL
% Moisture.....: 27 **Method.....:** SW846 8081A

PARAMETER	RESULT	REPORTING LIMIT	UNITS
Chlordane (technical)	ND	0.0050	mg/L
Endrin	ND	0.00050	mg/L
Heptachlor	ND	0.00050	mg/L
Heptachlor epoxide	ND	0.00050	mg/L
Lindane	ND	0.00050	mg/L
Methoxychlor	ND	0.0010	mg/L
Toxaphene	ND	0.020	mg/L

SURROGATE	PERCENT RECOVERY	RECOVERY LIMITS
Decachlorobiphenyl	83	(31 - 115)
Tetrachloro-m-xylene	70	(47 - 110)

NOTE(S):

Analysis performed in accordance with USEPA Toxicity Characteristic Leaching Procedure Method 1311

TestAmerica North Canton

PESTICIDES 8081/608

Data file : \\cansvr11\dd\chem\GCS\a2hp9.i\90406-1.b\075F2701.D
Lab Smp Id: K9C731CF Client Smp ID: SCFmw-004-0012-WS
Inj Date : 07-APR-2009 19:58
Operator : 093905 Inst ID: a2hp9.i
Smp Info : K9C731CF
Misc Info : 14-TCLP.SUB
Comment   :
Method   : \\cansvr11\dd\chem\GCS\a2hp9.i\90406-1.b\PEST9.m
Meth Date : 08-Apr-2009 10:00 vandorenc Quant Type: ESTD
Cal Date : 06-APR-2009 20:44 Cal File: 013F1301.D
Als bottle: 75
Dil Factor: 1.00000
Integrator: Falcon Compound Sublist: 14-TCLP.SUB
Target Version: 4.14 Sample Matrix: WATER
Processing Host: CANPGCSV23

Concentration Formula: Amt * DF * Vt*Vi/Vo * CpndVariable

Name	Value	Description
DF	1.000	Dilution Factor
Vt	3.000	Volume of final extract (mL)
Vo	250.000	Volume of sample extracted (mL)
Vi	1.000	Volume injected (uL)
Cpnd Variable		Local Compound Variable

				CONCENTRATIONS ON-COL	FINAL		
RT	EXP RT	DLT RT	RESPONSE	(ng)	(mg/L)	TARGET RANGE	RATIO
$ 1 Tetrachloro-m-xylene						CAS #: 877-09-8	
3.795	3.793	0.002	19971611	0.04760	0.1428		
5 gamma-BHC (Lindane)						CAS #: 58-89-9	
4.927	4.915	0.012	50517918	0.09980	0.001198		
8 Heptachlor						CAS #: 76-44-8	
5.650	5.635	0.015	615251	0.00131	0.00001568		
9 Tech Chlordane						CAS #: 57-74-9	
5.497	5.502	-0.005	141926	0.01491	0.0001789	0.00- 20.00	100.00
6.510	6.499	0.011	29867	0.00414	0.00004967	0.00- 20.00	21.04
0.000	7.906	-7.906	0	0.0000	0.0000	0.00- 20.00	0.00
8.226	8.217	0.009	116284	0.00451	0.00005416	0.00- 20.00	81.93

Average of Peak Concentrations = 0.00009424

RT	EXP RT	DLT RT	RESPONSE	CONCENTRATIONS ON-COL (ng)	FINAL (mg/L)	TARGET RANGE	RATIO

12 Heptachlor epoxide CAS #: 1024-57-3

Peaks not detected for Quant. or Qual. signal(s).

---

18 Endrin CAS #: 72-20-8

Peaks not detected for Quant. or Qual. signal(s).

---

24 Toxaphene CAS #: 8001-35-2

9.968	9.959	0.009	65455	0.01198	0.0001437	80.00- 120.00	100.00
10.406	10.389	0.017	33143	0.00605	0.00007255	114.04- 154.04	50.63
11.071	11.099	-0.028	30990	0.00445	0.00005344	115.64- 155.64	47.35
11.257	11.244	0.013	408120	0.06586	0.0007903	52.78- 92.78	623.51
11.673	11.651	0.022	18019	0.00482	0.00005788	69.36- 109.36	27.53

Average of Peak Concentrations = 0.0002236

---

23 4,4'-DDT CAS #: 50-29-3

10.217	10.221	-0.004	34375	1e-004	0.000001186

---

27 Methoxychlor CAS #: 72-43-5

Peaks not detected for Quant. or Qual. signal(s).

$ 30 Decachlorobiphenyl CAS #: 2051-24-3

13.236	13.238	-0.002	19677815	0.05867	0.1760

Data File: \\cansvr11\dd\chem\GCS\a2hp9.i\90406-1.b\075F2701.D

Date : 07-APR-2009 19:58

Client ID: SCFmw-004-0012-WS

Instrument: a2hp9.i

Sample Info: K9C731CF

Volume Injected (uL): 1.0

Operator: 093905

Column phase: clp pesticides I

Column diameter: 0.53

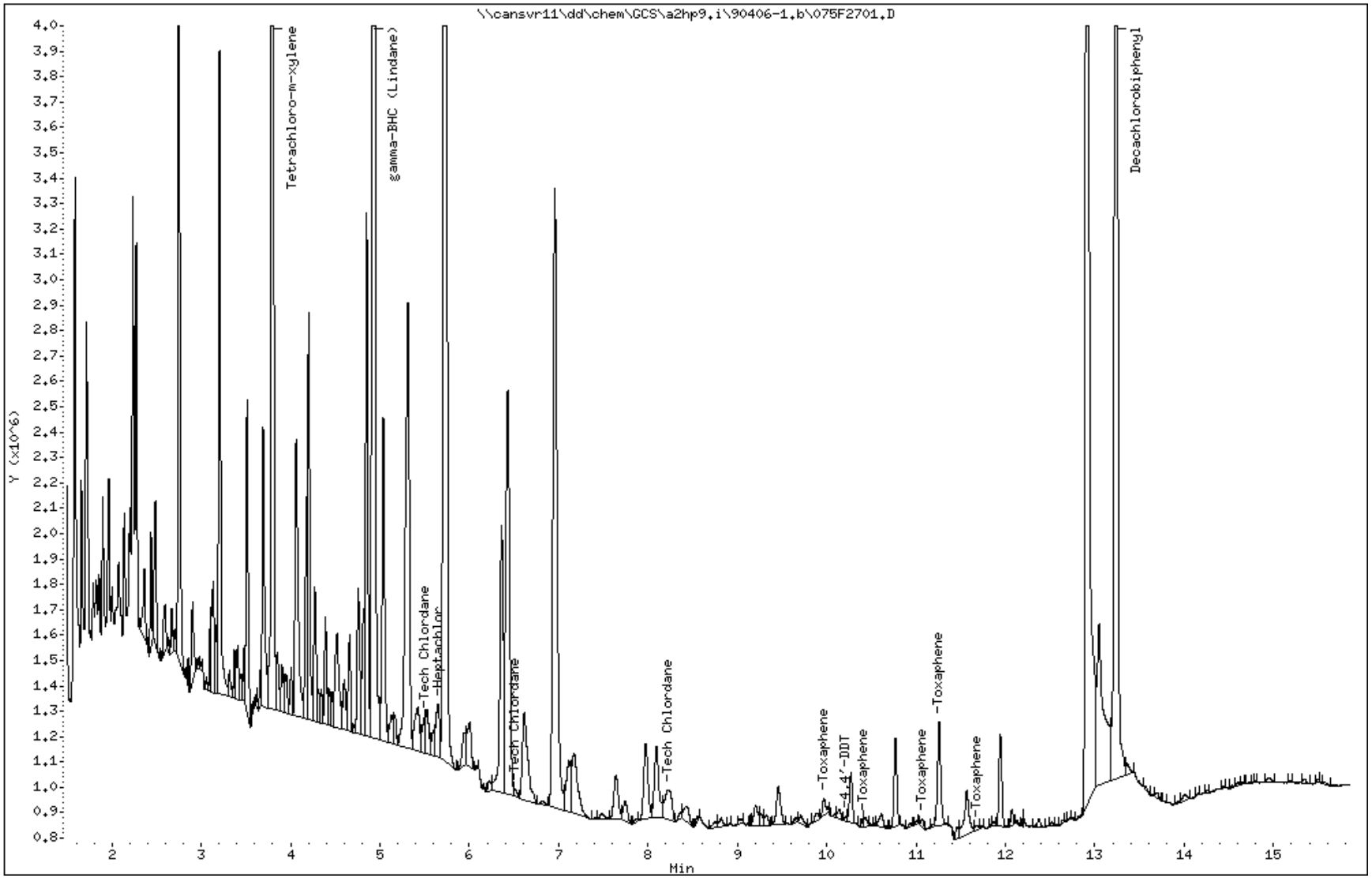

COMPOUNDS and EXP. RT REPORT

Operator: 093905 Date Acquired: 07-APR-2009 19:58
Data File: //cansvr11/dd/chem/GCS/a2hp9.i/90406-1.b/075F2701.D
Lab Sample ID: K9C731CF
Misc. Info: 14-TCLP.SUB
Instrument: a2hp9.i
Method: \\cansvr11\dd\chem\GCS\a2hp9.i\90406-1.b\PEST9.m
Dilution Factor: 1

Compound	RT	Area	Amount	Conc
1) Tetrachloro-m-xylene	3.795	19971611	0.048	0.143 mg/L
5) gamma-BHC (Lindane)	4.928	50517918	0.100	0.001 mg/L
9) Tech Chlordane	5.498	321058	0.015	0.000 mg/L
8) Heptachlor	5.650	615251	0.001	0.000 mg/L
12) Heptachlor epoxide	NOT DETECTED	Expected RT = 7.601		
18) Endrin	NOT DETECTED	Expected RT = 9.417		
24) Toxaphene	9.969	155374	0.012	0.000 mg/L
23) 4,4'-DDT	10.218	34375	0.000	0.000 mg/L
27) Methoxychlor	NOT DETECTED	Expected RT = 11.119		
30) Decachlorobiphenyl	13.236	19677815	0.059	0.176 mg/L

TestAmerica North Canton

PESTICIDES 8081/608

Data file : \\cansvr11\dd\chem\GCS\a2hp9.i\90406-1.b\90406-1.b\075F2701.D
Lab Smp Id: K9C731CF Client Smp ID: SCFmw-004-0012-WS
Inj Date : 07-APR-2009 19:58
Operator : 093905 Inst ID: a2hp9.i
Smp Info : K9C731CF
Misc Info : 14-TCLP.SUB
Comment :
Method : \\cansvr11\dd\chem\GCS\a2hp9.i\90406-1.b\PEST9.m\PEST9r.m
Meth Date : 08-Apr-2009 06:29 vandorenc Quant Type: ESTD
Cal Date : 06-APR-2009 20:44 Cal File: 013F1301.D
Als bottle: 75
Dil Factor: 1.00000
Integrator: Falcon Compound Sublist: 14-TCLP.SUB
Target Version: 4.14 Sample Matrix: WATER
Processing Host: CANPGCSV23

Concentration Formula: Amt * DF * Vt*Vi/Vo * CpndVariable

Name	Value	Description
DF	1.000	Dilution Factor
Vt	3.000	Volume of final extract (mL)
Vo	250.000	Volume of sample extracted (mL)
Vi	1.000	Volume injected (uL)
Cpnd Variable		Local Compound Variable

				CONCENTRATIONS ON-COL	FINAL		
RT	EXP RT	DLT RT	RESPONSE	(ng)	(mg/L)	TARGET RANGE	RATIO
$ 1 Tetrachloro-m-xylene						CAS #: 877-09-8	
4.607	4.605	0.002	28913770	0.04691	0.1407		
5 gamma-BHC (Lindane)						CAS #: 58-89-9	
Peaks not detected for Quant. or Qual. signal(s).							
9 Tech Chlordane						CAS #: 57-74-9	
Peaks not detected for Quant. or Qual. signal(s).							
12 Heptachlor epoxide						CAS #: 1024-57-3	
9.560	9.567	-0.007	82537	1e-004	0.000001639		

RT	EXP RT	DLT RT	RESPONSE	CONCENTRATIONS ON-COL (ng)	FINAL (mg/L)	TARGET RANGE	RATIO

18 Endrin CAS #: 72-20-8

Peaks not detected for Quant. or Qual. signal(s).

---

23 Toxaphene CAS #: 8001-35-2

0.000	11.754	-11.754	0	0.0000	0.0000	80.00- 120.00	0.00
0.000	11.868	-11.868	0	0.0000	0.0000	114.04- 154.04	0.00
12.182	12.159	0.023	36143	0.00379	0.00004546	115.64- 155.64	0.00
12.909	12.897	0.012	13777	0.00184	0.00002212	52.78- 92.78	0.00
13.293	13.264	0.029	58749	0.01597	0.0001916	69.36- 109.36	0.00

Average of Peak Concentrations = 0.00008639

---

8 Heptachlor CAS #: 76-44-8

7.515	7.487	0.028	140123	7e-004	0.000007994

---

27 Methoxychlor CAS #: 72-43-5

13.047	13.049	-0.002	317163	0.00375	0.00004499

$ 30 Decachlorobiphenyl CAS #: 2051-24-3

15.065	15.065	0.000	7846463	0.05551	0.1665

Data File: \\cansvr11\dd\chem\GCS\a2hp9.i\90406-1.b\90406-1.b\075F2701.D

Page 1

Date : 07-APR-2009 19:58

Client ID: SCFmw-004-0012-WS

Instrument: a2hp9.i

Sample Info: K9C731CF

Volume Injected (uL): 1.0

Operator: 093905

Column phase: clp pesticides II

Column diameter: 0.53

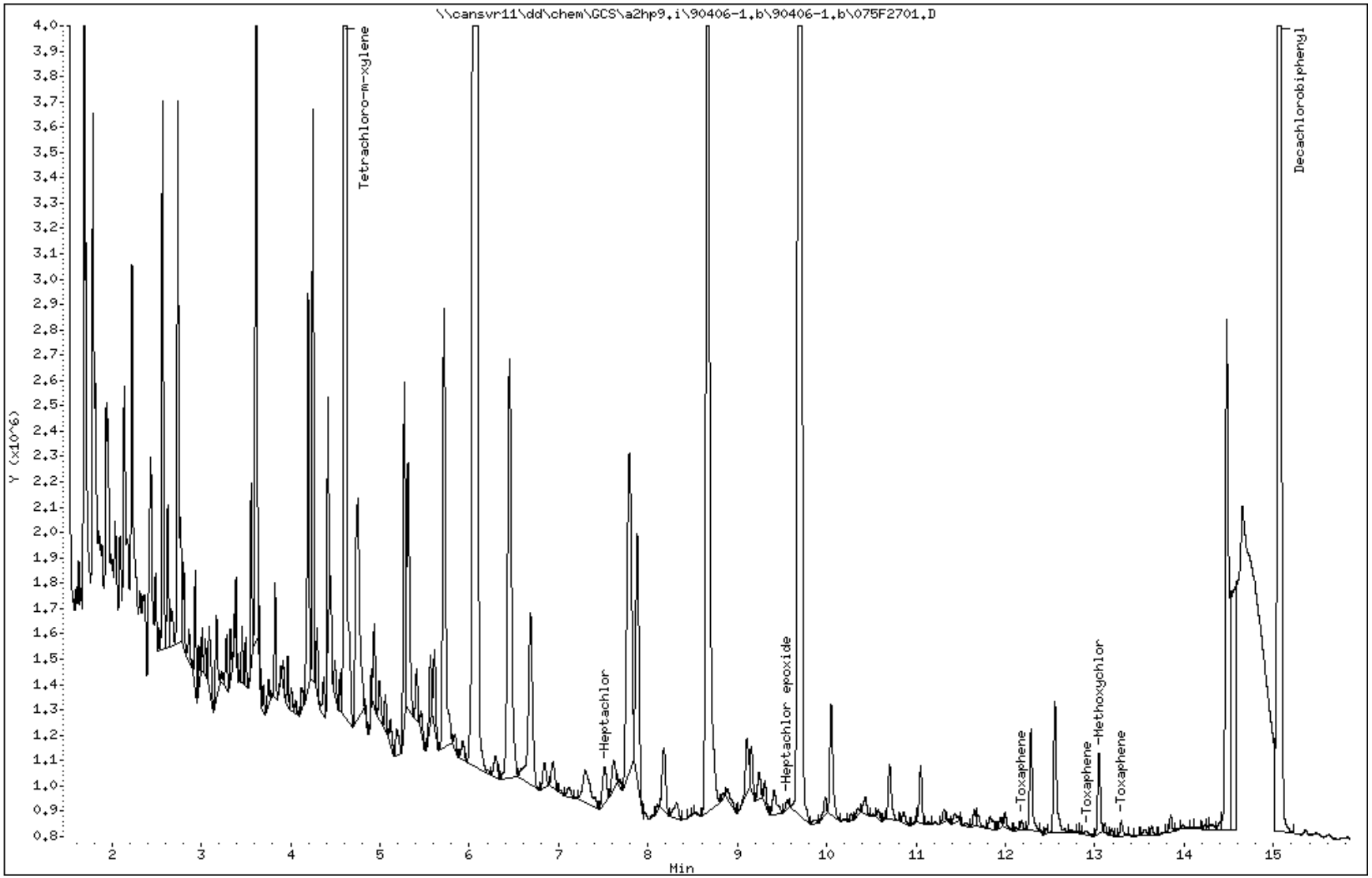

COMPOUNDS and EXP. RT REPORT

Operator: 093905 Date Acquired: 07-APR-2009 19:58
Data File: //cansvr11/dd/chem/GCS/a2hp9.i/90406-1.b/90406-1.b/075F2701.D
Lab Sample ID: K9C731CF
Misc. Info: 14-TCLP.SUB
Instrument: a2hp9.i
Method: \\cansvr11\dd\chem\GCS\a2hp9.i\90406-1.b\PEST9.m\PEST9r.m
Dilution Factor: 1

Compound	RT	Area	Amount	Conc
23) Toxaphene	0.000	0	0.000	0.000 mg/L
1) Tetrachloro-m-xylene	4.607	28913770	0.047	0.141 mg/L
5) gamma-BHC (Lindane)	NOT DETECTED	Expected RT = 6.383		
9) Tech Chlordane	NOT DETECTED	Expected RT = 7.087		
8) Heptachlor	7.515	441074	0.001	0.000 mg/L
12) Heptachlor epoxide	9.560	82537	0.000	0.000 mg/L
18) Endrin	NOT DETECTED	Expected RT = 11.264		
27) Methoxychlor	13.047	646833	0.004	0.000 mg/L
30) Decachlorobiphenyl	15.065	18357432	0.056	0.167 mg/L

Science Applications International Corp

Client Sample ID: SCFmw-005-0013-WS

GC Semivolatiles

Lot-Sample #...: A9C310174-011 **Work Order #...:** K9C761A3 **Matrix.....:** SO
Date Sampled...: 03/27/09 17:05 **Date Received..:** 03/28/09
Prep Date.....: 04/01/09 **Analysis Date..:** 04/15/09
Prep Batch #...: 9091042
Dilution Factor: 1 **Initial Wgt/Vol:** 30.02 g **Final Wgt/Vol..:** 10 mL
% Moisture.....: 17 **Method.....:** SW846 8081A

PARAMETER	RESULT	REPORTING LIMIT	UNITS
alpha-BHC	ND	2.0	ug/kg
beta-BHC	ND	2.0	ug/kg
delta-BHC	ND	2.0	ug/kg
gamma-BHC (Lindane)	ND	2.0	ug/kg
Heptachlor	ND	2.0	ug/kg
Aldrin	ND	2.0	ug/kg
Heptachlor epoxide	ND	2.0	ug/kg
Endosulfan I	ND	2.0	ug/kg
Dieldrin	ND	2.0	ug/kg
4,4'-DDE	ND	2.0	ug/kg
Endrin	ND	2.0	ug/kg
Endosulfan II	ND	2.0	ug/kg
4,4'-DDD	ND	2.0	ug/kg
Endosulfan sulfate	ND	2.0	ug/kg
4,4'-DDT	ND	2.0	ug/kg
Methoxychlor	ND	4.0	ug/kg
Endrin ketone	ND	2.0	ug/kg
Endrin aldehyde	ND	2.0	ug/kg
alpha-Chlordane	ND	2.0	ug/kg
gamma-Chlordane	ND	2.0	ug/kg
Toxaphene	ND	81	ug/kg

SURROGATE	PERCENT RECOVERY	RECOVERY LIMITS
Tetrachloro-m-xylene	81	(50 - 150)
Decachlorobiphenyl	80	(50 - 150)

NOTE(S):

Results and reporting limits have been adjusted for dry weight.

TestAmerica North Canton

PESTICIDES 8081/608

Data file : \\cansvr11\dd\chem\GCS\a2hp9.i\90415-1.b\035F3501.D
Lab Smp Id: K9C761A3 Client Smp ID: SCFmw-005-0013-WS
Inj Date : 15-APR-2009 23:55
Operator : 093905 Inst ID: a2hp9.i
Smp Info : K9C761A3
Misc Info :
Comment :
Method : \\cansvr11\dd\chem\GCS\a2hp9.i\90415-1.b\PEST9.m
Meth Date : 16-Apr-2009 09:08 vandorenc Quant Type: ESTD
Cal Date : 06-APR-2009 20:44 Cal File: 013F1301.D
Als bottle: 35
Dil Factor: 1.00000
Integrator: Falcon Compound Sublist: 19-pestap9.sub
Target Version: 4.14 Sample Matrix: SOIL

Concentration Formula: Amt * DF * Vt*Vi/Ws * CpndVariable

Name	Value	Description
DF	1.000	Dilution Factor
Vt	10000.000	Volume of final extract
Vi	1.000	volume injected
Ws	30.020	initial volume of sample
Cpnd Variable		Local Compound Variable

				CONCENTRATIONS ON-COL	FINAL		
RT	EXP RT	DLT RT	RESPONSE	(ng)	(ug/Kg)	TARGET RANGE	RATIO
$ 1 Tetrachloro-m-xylene					CAS #: 877-09-8		
3.790	3.792	-0.002	6745228	0.01615	0.1615		
2 Hexachlorobenzene					CAS #: 118-74-1		
4.266	4.273	-0.007	100239	2e-004	0.07364		
		Average of Peak Concentrations =			0.07364		
3 Diallate					CAS #: 2303-16-4		
4.320	4.327	-0.007	20757687	2.97023	989.4	0.00- 20.00	100.00
4.547	4.546	0.001	111623	0.09564	31.86	0.00- 20.00	0.54
		Average of Peak Concentrations =			510.6		
4 alpha-BHC					CAS #: 319-84-6		
4.476	4.493	-0.017	13335	2e-005	0.006398		
5 gamma-BHC (Lindane)					CAS #: 58-89-9		
4.901	4.913	-0.012	12601	2.e-005	0.006590		
6 beta-BHC					CAS #: 319-85-7		

```
5.037    5.060   -0.023          186700  7e-004   0.2458
-------------------------------------------------------------------------------
```

RT	EXP RT	DLT RT	RESPONSE	CONCENTRATIONS ON-COL (ng)	FINAL (ug/Kg)	TARGET RANGE	RATIO
7 delta-BHC					CAS #: 319-86-8		
5.280	5.307	-0.027	16694	3e-005	0.009082		
8 Heptachlor					CAS #: 76-44-8		
5.645	5.632	0.013	52572	9e-005	0.03037		
9 Tech Chlordane					CAS #: 57-74-9		
5.492	5.497	-0.005	39378	0.00360	1.199	0.00- 20.00	100.00
6.494	6.494	0.000	9403	0.00101	0.3349	0.00- 20.00	23.88
0.000	7.898	-7.898	0	0.0000	0.0000	0.00- 20.00	0.00
8.218	8.209	0.009	66192	0.00208	0.6944	0.00- 20.00	168.09
			Average of Peak Concentrations =		0.7427		
10 Aldrin					CAS #: 309-00-2		
6.146	6.160	-0.014	3217188	0.00526	1.753		
11 Isodrin					CAS #: 465-73-6		
6.839	6.843	-0.004	212950	0.00147	0.4888		
12 Heptachlor epoxide					CAS #: 1024-57-3		
7.578	7.596	-0.018	71053	1e-004	0.04452		
13 gamma-Chlordane					CAS #: 5103-74-2		

Peaks not detected for Quant. or Qual. signal(s).

14 alpha-Chlordane					CAS #: 5103-71-9		
8.218	8.218	0.000	244085	5e-004	0.1507		
15 Endosulfan I					CAS #: 959-98-8		
8.483	8.475	0.008	75712	2e-004	0.05111		
16 4,4'-DDE					CAS #: 72-55-9		

Peaks not detected for Quant. or Qual. signal(s).

17 Dieldrin					CAS #: 60-57-1		

Peaks not detected for Quant. or Qual. signal(s).

18 Endrin					CAS #: 72-20-8		

Peaks not detected for Quant. or Qual. signal(s).

19 Kepone					CAS #: 143-50-0		
9.450	9.475	-0.025	131687	0.12575	41.89		

```
   20 4,4'-DDD                                    CAS #: 72-54-8
9.712    9.728   -0.016           77073  2e-004  0.06923
--------------------------------------------------------------------------------
   21 Chlorobenzilate                             CAS #: 510-15-6
9.814    9.817   -0.003           26902 0.00122   0.4072
--------------------------------------------------------------------------------
```

RT	EXP RT	DLT RT	RESPONSE	CONCENTRATIONS ON-COL (ng)	FINAL (ug/Kg)	TARGET RANGE	RATIO
22 Endosulfan II					CAS #: 33213-65-9		
Peaks not detected for Quant. or Qual. signal(s).							
24 Toxaphene					CAS #: 8001-35-2		
9.938	9.951	-0.013	6748	0.00142	0.4731	80.00- 120.00	100.00
0.000	10.382	-10.382	0	0.0000	0.0000	114.04- 154.04	0.00
11.071	11.093	-0.022	73471	0.01389	4.626	115.64- 155.64	1088.78
0.000	11.237	-11.237	0	0.0000	0.0000	52.78- 92.78	0.00
11.666	11.644	0.022	43571	0.01603	5.340	69.36- 109.36	645.69
Average of Peak Concentrations =					3.480		
23 4,4'-DDT					CAS #: 50-29-3		
10.211	10.217	-0.006	14018	5e-005	0.01520		
25 Endrin aldehyde					CAS #: 7421-93-4		
Peaks not detected for Quant. or Qual. signal(s).							
26 Mirex					CAS #: 2385-85-5		
11.071	11.073	-0.002	142169				
27 Methoxychlor					CAS #: 72-43-5		
Peaks not detected for Quant. or Qual. signal(s).							
28 Endosulfan sulfate					CAS #: 1031-07-8		
Peaks not detected for Quant. or Qual. signal(s).							
29 Endrin ketone					CAS #: 53494-70-5		
11.666	11.678	-0.012	74902	2e-004	0.06467		
$ 30 Decachlorobiphenyl					CAS #: 2051-24-3		
13.231	13.234	-0.003	5150909	0.01593	0.1593		(M)

QC Flag Legend

M - Compound response manually integrated.

Data File: \\cansvr11\dd\chem\GCS\a2hp9.i\90415-1.b\035F3501.D

Date : 15-APR-2009 23:55

Client ID: SCFmw-005-0013-WS

Instrument: a2hp9.i

Sample Info: K9C761A3

Volume Injected (uL): 1.0

Operator: 093905

Column phase: clp pesticides I

Column diameter: 0.53

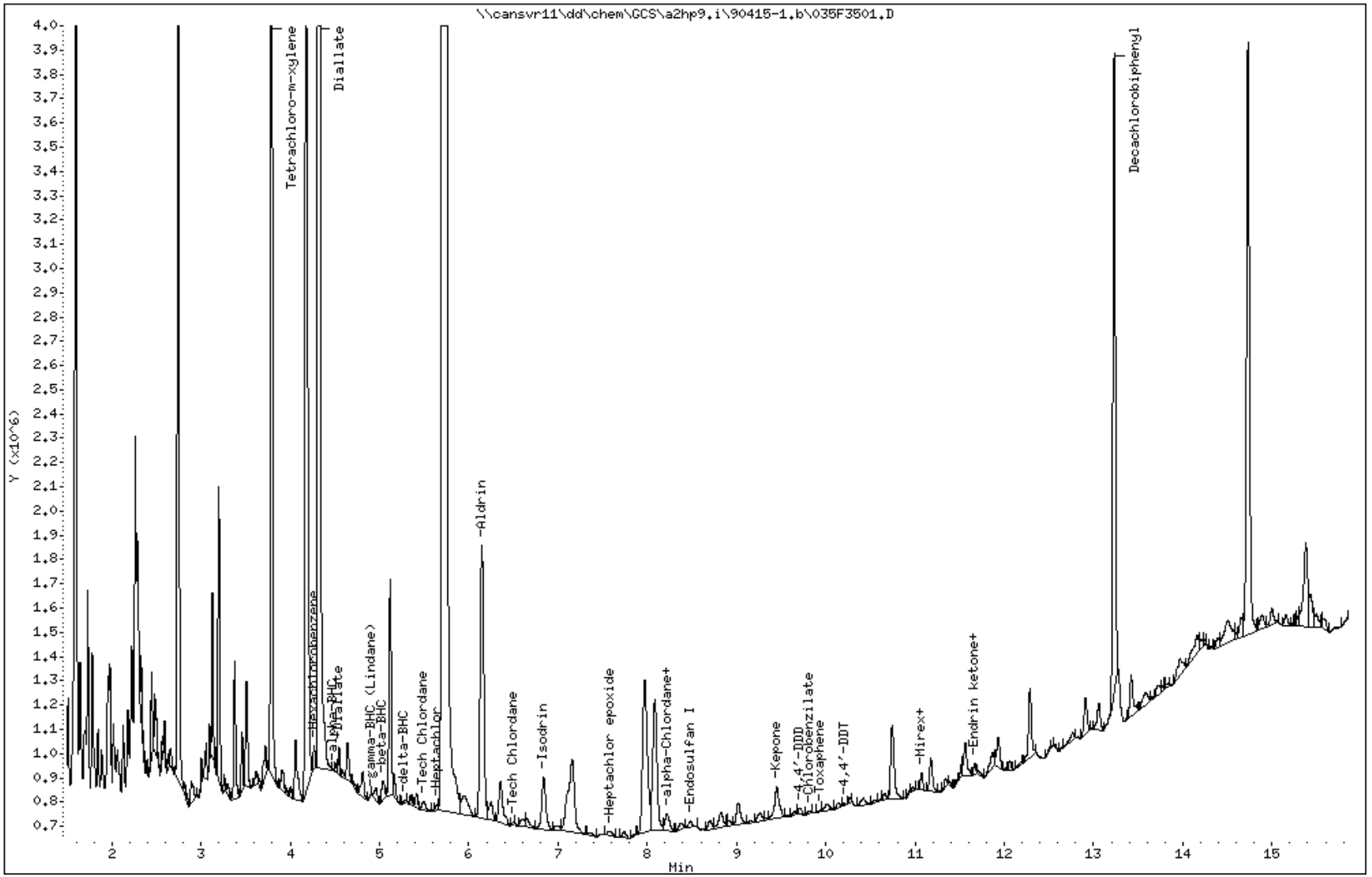

COMPOUNDS and EXP. RT REPORT

Operator: 093905 Date Acquired: 15-APR-2009 23:55
Data File: //cansvr11/dd/chem/GCS/a2hp9.i/90415-1.b/035F3501.D
Lab Sample ID: K9C761A3
Misc. Info:
Instrument: a2hp9.i
Method: \\cansvr11\dd\chem\GCS\a2hp9.i\90415-1.b\PEST9.m
Dilution Factor: 1

Compound	RT	Area	Amount	Conc
1) Tetrachloro-m-xylene	3.790	6745228	0.016	0.161 ug/Kg
2) Hexachlorobenzene	4.267	132926	0.000	0.074 ug/Kg
3) Diallate	4.321	28861389	2.970	989.417 ug/Kg
4) alpha-BHC	4.477	13335	0.000	0.006 ug/Kg
5) gamma-BHC (Lindane)	4.902	12601	0.000	0.007 ug/Kg
6) beta-BHC	5.038	186700	0.001	0.246 ug/Kg
7) delta-BHC	5.280	16694	0.000	0.009 ug/Kg
9) Tech Chlordane	5.493	128228	0.004	1.199 ug/Kg
8) Heptachlor	5.645	52572	0.000	0.030 ug/Kg
10) Aldrin	6.147	3217188	0.005	1.753 ug/Kg
11) Isodrin	6.839	702545	0.001	0.489 ug/Kg
12) Heptachlor epoxide	7.578	71053	0.000	0.045 ug/Kg
13) gamma-Chlordane	NOT DETECTED	Expected RT = 7.903		
14) alpha-Chlordane	8.218	244085	0.000	0.151 ug/Kg
15) Endosulfan I	8.483	75712	0.000	0.051 ug/Kg
16) 4,4'-DDE	NOT DETECTED	Expected RT = 8.550		
17) Dieldrin	NOT DETECTED	Expected RT = 8.986		
18) Endrin	NOT DETECTED	Expected RT = 9.413		
19) Kepone	9.451	476297	0.126	41.887 ug/Kg
20) 4,4'-DDD	9.713	77073	0.000	0.069 ug/Kg
21) Chlorobenzilate	9.814	26902	0.001	0.407 ug/Kg
22) Endosulfan II	NOT DETECTED	Expected RT = 9.834		
24) Toxaphene	9.938	14653	0.001	0.473 ug/Kg
23) 4,4'-DDT	10.212	14018	0.000	0.015 ug/Kg
25) Endrin aldehyde	NOT DETECTED	Expected RT = 10.585		
26) Mirex	11.072	142169	0.000	0.000 ug/Kg
27) Methoxychlor	NOT DETECTED	Expected RT = 11.115		
28) Endosulfan sulfate	NOT DETECTED	Expected RT = 11.285		
29) Endrin ketone	11.667	74902	0.000	0.065 ug/Kg
30) Decachlorobiphenyl	13.232	5150909	0.016	0.159 ug/Kg

Data File Name: 035F3501.D
Inj. Date and Time: 15-APR-2009 23:55
Instrument ID: a2hp9.i
Client ID: SCFmw-005-0013-WS
Compound Name: Decachlorobiphenyl
CAS #: 2051-24-3
Report Date: 04/16/2009

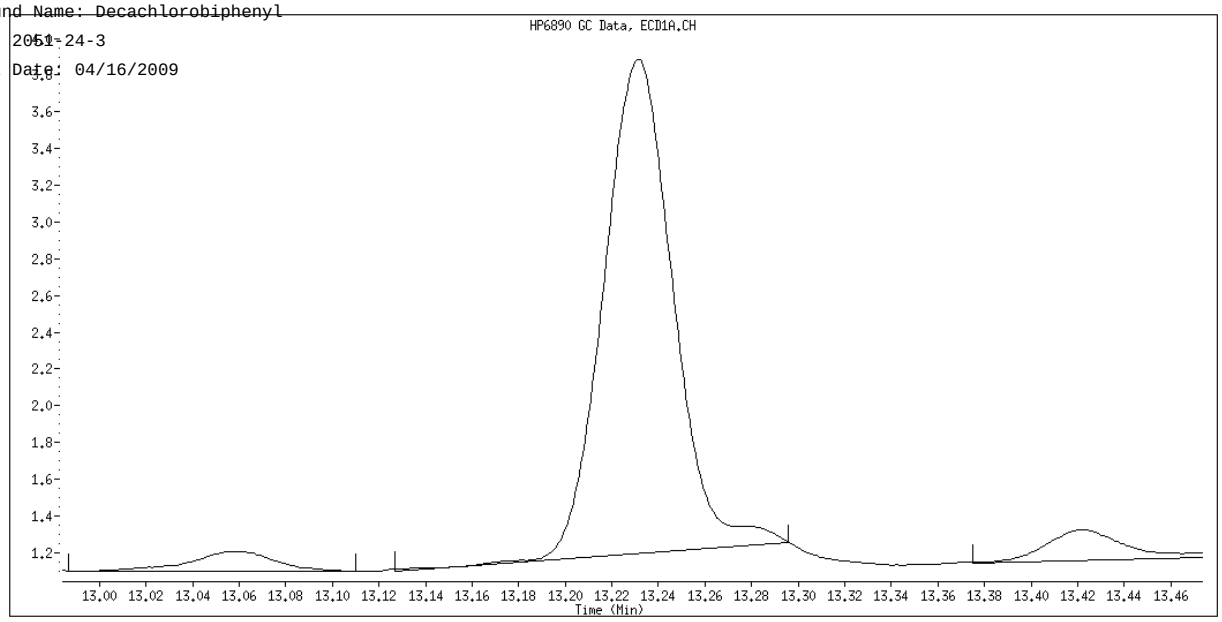

Original Integration

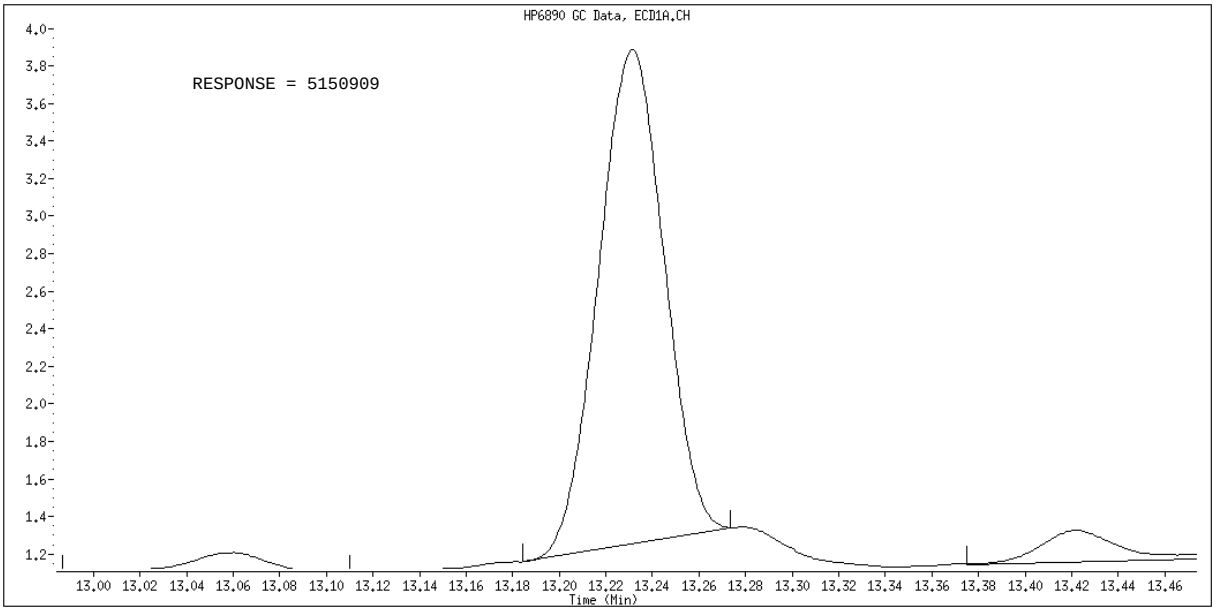

Manual Integration

Manually Integrated By: vandorenc
Manual Integration Reason: Baseline Event

TestAmerica North Canton

PESTICIDES 8081/608

Data file : \\cansvr11\dd\chem\GCS\a2hp9.i\90415-1.b\90415-1.b\035F3501.D
Lab Smp Id: K9C761A3 Client Smp ID: SCFmw-005-0013-WS
Inj Date : 15-APR-2009 23:55
Operator : 093905 Inst ID: a2hp9.i
Smp Info : K9C761A3
Misc Info :
Comment :
Method : \\cansvr11\dd\chem\GCS\a2hp9.i\90415-1.b\PEST9.m\PEST9r.m
Meth Date : 16-Apr-2009 09:08 vandorenc Quant Type: ESTD
Cal Date : 06-APR-2009 19:15 Cal File: 009F0901.D
Als bottle: 35
Dil Factor: 1.00000
Integrator: Falcon Compound Sublist: 19-pestap9.sub
Target Version: 4.14 Sample Matrix: SOIL
Processing Host: CANPGCSV23

Concentration Formula: Amt * DF * Vt*Vi/Ws * CpndVariable

Name	Value	Description
DF	1.000	Dilution Factor
Vt	10000.000	Volume of final extract
Vi	1.000	volume injected
Ws	30.020	initial volume of sample
Cpnd Variable		Local Compound Variable

RT	EXP RT	DLT RT	RESPONSE	CONCENTRATIONS ON-COL (ng)	FINAL (ug/Kg)	TARGET RANGE	RATIO
$ 1 Tetrachloro-m-xylene						CAS #: 877-09-8	
4.602	4.604	-0.002	10058199	0.01545	0.1544		

---

2 Diallate CAS #: 2303-16-4

Peaks not detected for Quant. or Qual. signal(s).

---

3 Hexachlorobenzene CAS #: 118-74-1

Peaks not detected for Quant. or Qual. signal(s).

---

4 alpha-BHC CAS #: 319-84-6

Peaks not detected for Quant. or Qual. signal(s).

RT	EXP RT	DLT RT	RESPONSE	CONCENTRATIONS ON-COL (ng)	FINAL (ug/Kg)	TARGET RANGE	RATIO

5 gamma-BHC (Lindane) CAS #: 58-89-9

Peaks not detected for Quant. or Qual. signal(s).

---

6 beta-BHC CAS #: 319-85-7

Peaks not detected for Quant. or Qual. signal(s).

---

9 Tech Chlordane CAS #: 57-74-9

7.079	7.081	-0.002	11373	0.00106	0.3532	0.00- 20.00	100.00
8.675	8.704	-0.029	674136	0.05061	16.86	0.00- 20.00	5927.51
0.000	9.927	-9.927	0	0.0000	0.0000	0.00- 20.00	0.00
0.000	10.207	-10.207	0	0.0000	0.0000	0.00- 20.00	0.00

Average of Peak Concentrations = 8.606

---

7 delta-BHC CAS #: 319-86-8

Peaks not detected for Quant. or Qual. signal(s).

---

8 Heptachlor CAS #: 76-44-8

7.510	7.484	0.026	1059309	0.00381	1.269	

---

10 Aldrin CAS #: 309-00-2

8.312	8.283	0.029	52821	6e-005	0.01877	

---

11 Isodrin CAS #: 465-73-6

Peaks not detected for Quant. or Qual. signal(s).

---

12 Heptachlor epoxide CAS #: 1024-57-3

9.582	9.564	0.018	429599	6e-004	0.1904	

---

13 gamma-Chlordane CAS #: 5103-74-2

Peaks not detected for Quant. or Qual. signal(s).

---

14 alpha-Chlordane CAS #: 5103-71-9

Peaks not detected for Quant. or Qual. signal(s).

---

15 Endosulfan I CAS #: 959-98-8

10.275	10.279	-0.004	72642	3e-004	0.08817	(M)

---

16 4,4'-DDE CAS #: 72-55-9

10.564	10.592	-0.028	151537	2e-004	0.07775	

```
--------------------------------------------------------------------------------
   17 Dieldrin                                    CAS #: 60-57-1
10.771  10.766    0.005           33030 0.00011  0.03675
--------------------------------------------------------------------------------
   19 Chlorobenzilate                             CAS #: 510-15-6
11.340  11.366   -0.026           36244 0.00394    1.313
--------------------------------------------------------------------------------
   20 Kepone                                      CAS #: 143-50-0
11.406  11.403    0.003           52901 0.09029    30.08
--------------------------------------------------------------------------------
```

RT	EXP RT	DLT RT	RESPONSE	CONCENTRATIONS ON-COL (ng)	FINAL (ug/Kg)	TARGET RANGE	RATIO
18 Endrin					CAS #: 72-20-8		
11.244	11.261	-0.017	5119	2e-005	0.006349		
21 4,4'-DDD					CAS #: 72-54-8		

Peaks not detected for Quant. or Qual. signal(s).

22 Endosulfan II					CAS #: 33213-65-9		
11.590	11.612	-0.022	61588	3e-004	0.08606		
23 Toxaphene					CAS #: 8001-35-2		
0.000	11.748	-11.748	0	0.0000	0.0000	80.00- 120.00	0.00
0.000	11.861	-11.861	0	0.0000	0.0000	114.04- 154.04	0.00
12.133	12.154	-0.021	25789	0.00335	1.116	115.64- 155.64	0.00
12.915	12.891	0.024	64171	0.01178	3.925	52.78- 92.78	0.00
13.285	13.258	0.027	60837	0.02695	8.976	69.36- 109.36	0.00
Average of Peak Concentrations =					4.672		
24 4,4'-DDT					CAS #: 50-29-3		
12.014	12.015	-0.001	80194	2e-004	0.07896		
25 Endrin aldehyde					CAS #: 7421-93-4		
12.133	12.147	-0.014	25789	2e-004	0.05075		
26 Endosulfan sulfate					CAS #: 1031-07-8		
12.531	12.559	-0.028	31318	2e-004	0.05074		
28 Mirex					CAS #: 2385-85-5		
12.915	12.940	-0.025	64171				
27 Methoxychlor					CAS #: 72-43-5		
13.042	13.046	-0.004	111599	0.00147	0.4901		
29 Endrin ketone					CAS #: 53494-70-5		
13.285	13.304	-0.019	60837	0.00029	0.09658		
$ 30 Decachlorobiphenyl					CAS #: 2051-24-3		
15.055	15.062	-0.007	2246782	0.01641	0.1641		

QC Flag Legend

M - Compound response manually integrated.

Data File: \\cansvr11\dd\chem\GCS\a2hp9.i\90415-1.b\90415-1.b\035F3501.D

Page 1

Date : 15-APR-2009 23:55

Client ID: SCFmw-005-0013-WS

Instrument: a2hp9.i

Sample Info: K9C761A3

Volume Injected (uL): 1.0

Operator: 093905

Column phase: clp pesticides II

Column diameter: 0.53

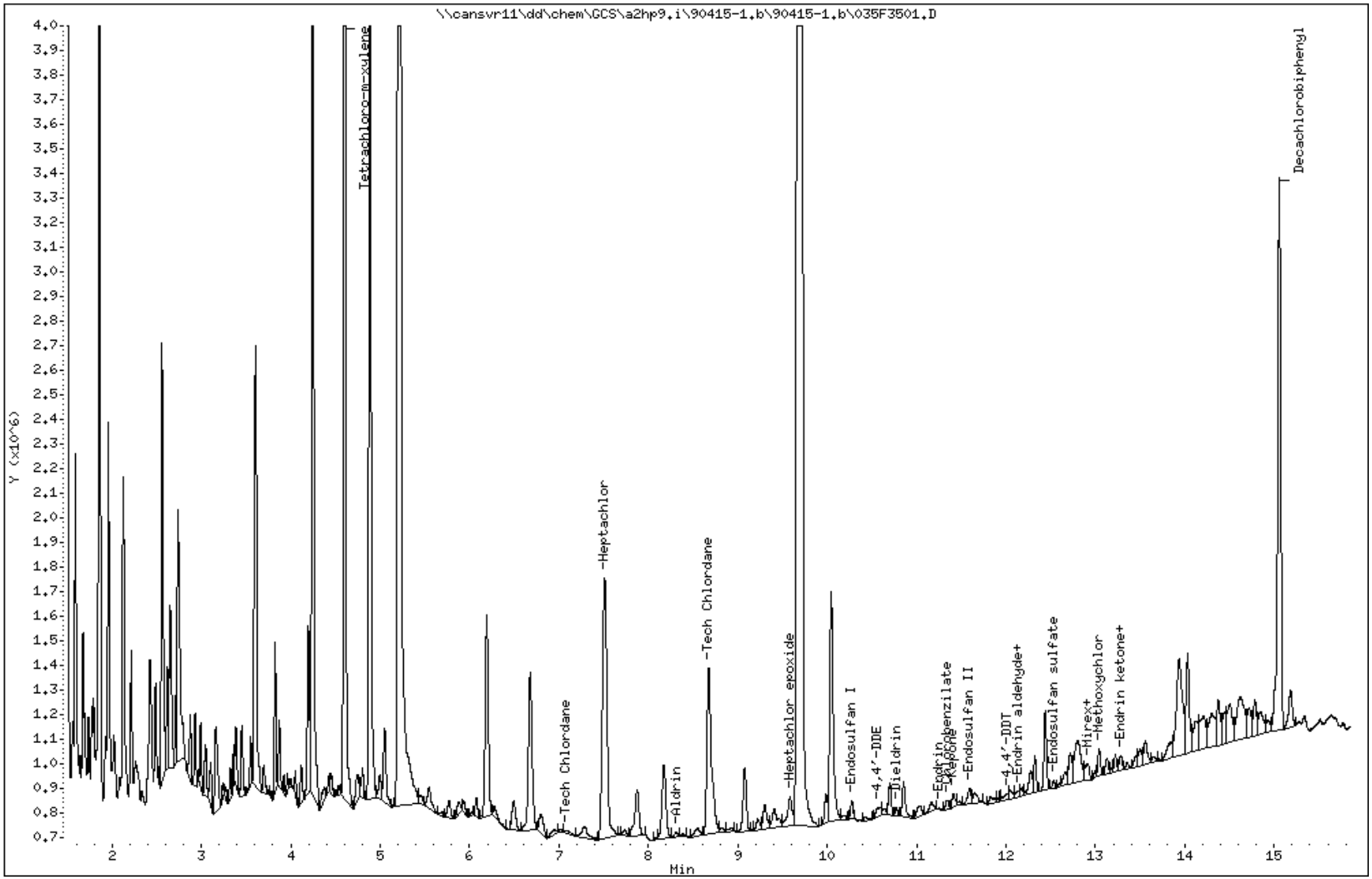

COMPOUNDS and EXP. RT REPORT

Operator: 093905 Date Acquired: 15-APR-2009 23:55
Data File: //cansvr11/dd/chem/GCS/a2hp9.i/90415-1.b/90415-1.b/035F3501.D
Lab Sample ID: K9C761A3
Misc. Info:
Instrument: a2hp9.i
Method: \\cansvr11\dd\chem\GCS\a2hp9.i\90415-1.b\PEST9.m\PEST9r.m
Dilution Factor: 1

Compound	RT	Area	Amount	Conc
23) Toxaphene	0.000	0	0.000	0.000 ug/Kg
1) Tetrachloro-m-xylene	4.603	10058199	0.015	0.154 ug/Kg
2) Diallate	NOT DETECTED	Expected RT = 5.277		
3) Hexachlorobenzene	NOT DETECTED	Expected RT = 5.356		
4) alpha-BHC	NOT DETECTED	Expected RT = 5.635		
5) gamma-BHC (Lindane)	NOT DETECTED	Expected RT = 6.381		
6) beta-BHC	NOT DETECTED	Expected RT = 6.610		
9) Tech Chlordane	7.079	55368	0.001	0.353 ug/Kg
7) delta-BHC	NOT DETECTED	Expected RT = 7.369		
8) Heptachlor	7.511	3801612	0.004	1.269 ug/Kg
10) Aldrin	8.313	52821	0.000	0.019 ug/Kg
11) Isodrin	NOT DETECTED	Expected RT = 9.153		
12) Heptachlor epoxide	9.583	429599	0.001	0.190 ug/Kg
13) gamma-Chlordane	NOT DETECTED	Expected RT = 9.930		
14) alpha-Chlordane	NOT DETECTED	Expected RT = 10.209		
15) Endosulfan I	10.275	146122	0.000	0.088 ug/Kg
16) 4,4'-DDE	10.564	151537	0.000	0.078 ug/Kg
17) Dieldrin	10.772	60989	0.000	0.037 ug/Kg
18) Endrin	11.244	8782	0.000	0.006 ug/Kg
19) Chlorobenzilate	11.340	85809	0.004	1.313 ug/Kg
20) Kepone	11.407	122996	0.090	30.076 ug/Kg
21) 4,4'-DDD	NOT DETECTED	Expected RT = 11.542		
22) Endosulfan II	11.591	174217	0.000	0.086 ug/Kg
24) 4,4'-DDT	12.014	80194	0.000	0.079 ug/Kg
25) Endrin aldehyde	12.133	74140	0.000	0.051 ug/Kg
26) Endosulfan sulfate	12.532	58856	0.000	0.051 ug/Kg
28) Mirex	12.916	224720	0.000	0.000 ug/Kg
27) Methoxychlor	13.043	221205	0.001	0.490 ug/Kg
29) Endrin ketone	13.286	137599	0.000	0.097 ug/Kg
30) Decachlorobiphenyl	15.056	5446344	0.016	0.164 ug/Kg

Data File Name: 035F3501.D
Inj. Date and Time: 15-APR-2009 23:55
Instrument ID: a2hp9.i
Client ID: SCFmw-005-0013-WS
Compound Name: Endosulfan I
CAS #: 959-98-8
Report Date: 04/16/2009

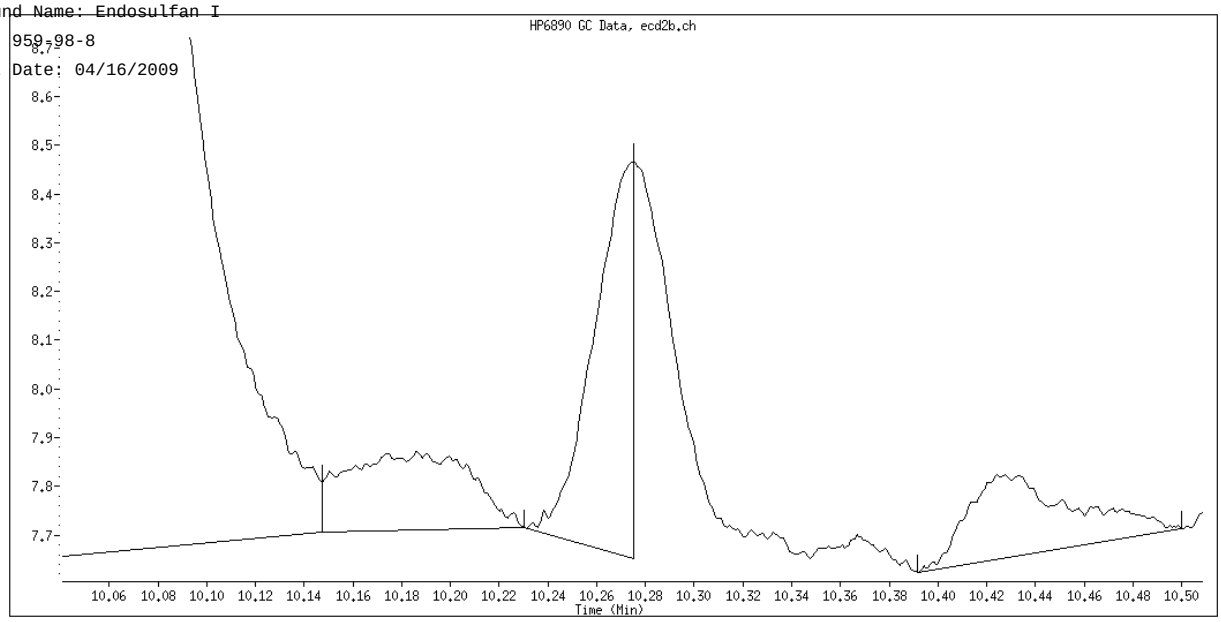

Original Integration

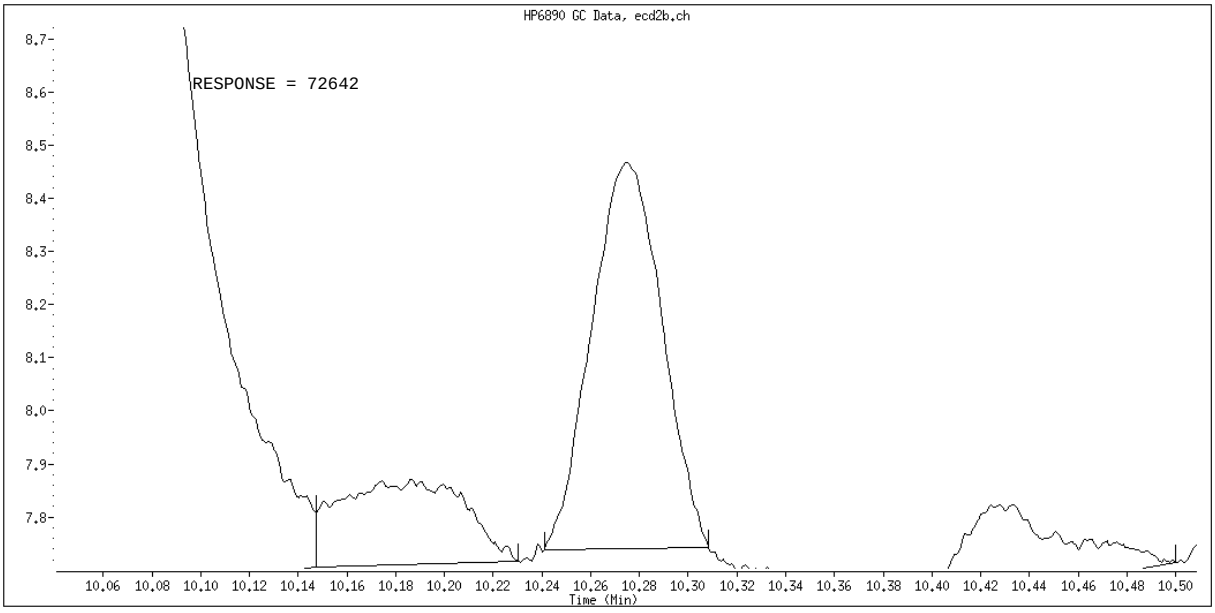

Manual Integration

Manually Integrated By: vandorenc
Manual Integration Reason: Baseline Event

Science Applications International Corp

Client Sample ID: SCFmw-005-0013-WS

TCLP GC Semivolatiles

Lot-Sample #...: A9C310174-011 **Work Order #...:** K9C761CF **Matrix.....:** SO
Date Sampled...: 03/27/09 17:05 **Date Received..:** 03/28/09
Leach Date.....: 04/01/09 **Prep Date.....:** 04/02/09 **Analysis Date..:** 04/07/09
Leach Batch #..: P909113 **Prep Batch #...:** 9092034
Dilution Factor: 1 **Initial Wgt/Vol:** 250 mL **Final Wgt/Vol..:** 3 mL
% Moisture.....: 17 **Method.....:** SW846 8081A

PARAMETER	RESULT	REPORTING LIMIT	UNITS
Chlordane (technical)	ND	0.0050	mg/L
Endrin	ND	0.00050	mg/L
Heptachlor	ND	0.00050	mg/L
Heptachlor epoxide	ND	0.00050	mg/L
Lindane	ND	0.00050	mg/L
Methoxychlor	ND	0.0010	mg/L
Toxaphene	ND	0.020	mg/L

SURROGATE	PERCENT RECOVERY	RECOVERY LIMITS
Decachlorobiphenyl	81	(31 - 115)
Tetrachloro-m-xylene	65	(47 - 110)

NOTE(S):

Analysis performed in accordance with USEPA Toxicity Characteristic Leaching Procedure Method 1311

TestAmerica North Canton

PESTICIDES 8081/608

Data file : \\cansvr11\dd\chem\GCS\a2hp9.i\90406-1.b\076F2801.D
Lab Smp Id: K9C761CF Client Smp ID: SCFmw-005-0013-WS
Inj Date : 07-APR-2009 20:20
Operator : 093905 Inst ID: a2hp9.i
Smp Info : K9C761CF
Misc Info : 14-TCLP.SUB
Comment   :
Method   : \\cansvr11\dd\chem\GCS\a2hp9.i\90406-1.b\PEST9.m
Meth Date : 08-Apr-2009 10:00 vandorenc Quant Type: ESTD
Cal Date : 06-APR-2009 20:44 Cal File: 013F1301.D
Als bottle: 76
Dil Factor: 1.00000
Integrator: Falcon Compound Sublist: 14-TCLP.SUB
Target Version: 4.14 Sample Matrix: WATER

Concentration Formula: Amt * DF * Vt*Vi/Vo * CpndVariable

Name	Value	Description
DF	1.000	Dilution Factor
Vt	3.000	Volume of final extract (mL)
Vo	250.000	Volume of sample extracted (mL)
Vi	1.000	Volume injected (uL)
Cpnd Variable		Local Compound Variable

				CONCENTRATIONS ON-COL	FINAL		
RT	EXP RT	DLT RT	RESPONSE	(ng)	(mg/L)	TARGET RANGE	RATIO
$ 1 Tetrachloro-m-xylene						CAS #: 877-09-8	
3.795	3.793	0.002	18061562	0.04305	0.1291		
5 gamma-BHC (Lindane)						CAS #: 58-89-9	
4.923	4.915	0.008	363332	7e-004	0.000008613		
8 Heptachlor						CAS #: 76-44-8	
5.655	5.635	0.020	451451	1e-003	0.00001150		
9 Tech Chlordane						CAS #: 57-74-9	

Peaks not detected for Quant. or Qual. signal(s).

12 Heptachlor epoxide						CAS #: 1024-57-3	
7.630	7.601	0.029	166209	0.00037	0.000004436		

RT	EXP RT	DLT RT	RESPONSE	CONCENTRATIONS ON-COL (ng)	FINAL (mg/L)	TARGET RANGE	RATIO
18 Endrin					CAS #: 72-20-8		
Peaks not detected for Quant. or Qual. signal(s).							
24 Toxaphene					CAS #: 8001-35-2		
9.968	9.959	0.009	61902	0.01133	0.0001359	80.00- 120.00	100.00
10.404	10.389	0.015	17414	0.00318	0.00003812	114.04- 154.04	28.13
0.000	11.099	-11.099	0	0.0000	0.0000	115.64- 155.64	0.00
11.230	11.244	-0.014	72123	0.01164	0.0001397	52.78- 92.78	116.51
11.667	11.651	0.016	58141	0.01556	0.0001867	69.36- 109.36	93.92
Average of Peak Concentrations = 0.0001251							
23 4,4'-DDT					CAS #: 50-29-3		
Peaks not detected for Quant. or Qual. signal(s).							
27 Methoxychlor					CAS #: 72-43-5		
Peaks not detected for Quant. or Qual. signal(s).							
$ 30 Decachlorobiphenyl					CAS #: 2051-24-3		
13.237	13.238	-0.001	17897151	0.05336	0.1601		(M)

QC Flag Legend

M - Compound response manually integrated.

Data File: \\cansvr11\dd\chem\GCS\a2hp9.i\90406-1.b\076F2801.D

Page 1

Date : 07-APR-2009 20:20

Client ID: SCFmw-005-0013-WS

Instrument: a2hp9.i

Sample Info: K9C761CF

Volume Injected (uL): 1.0

Operator: 093905

Column phase: clp pesticides I

Column diameter: 0.53

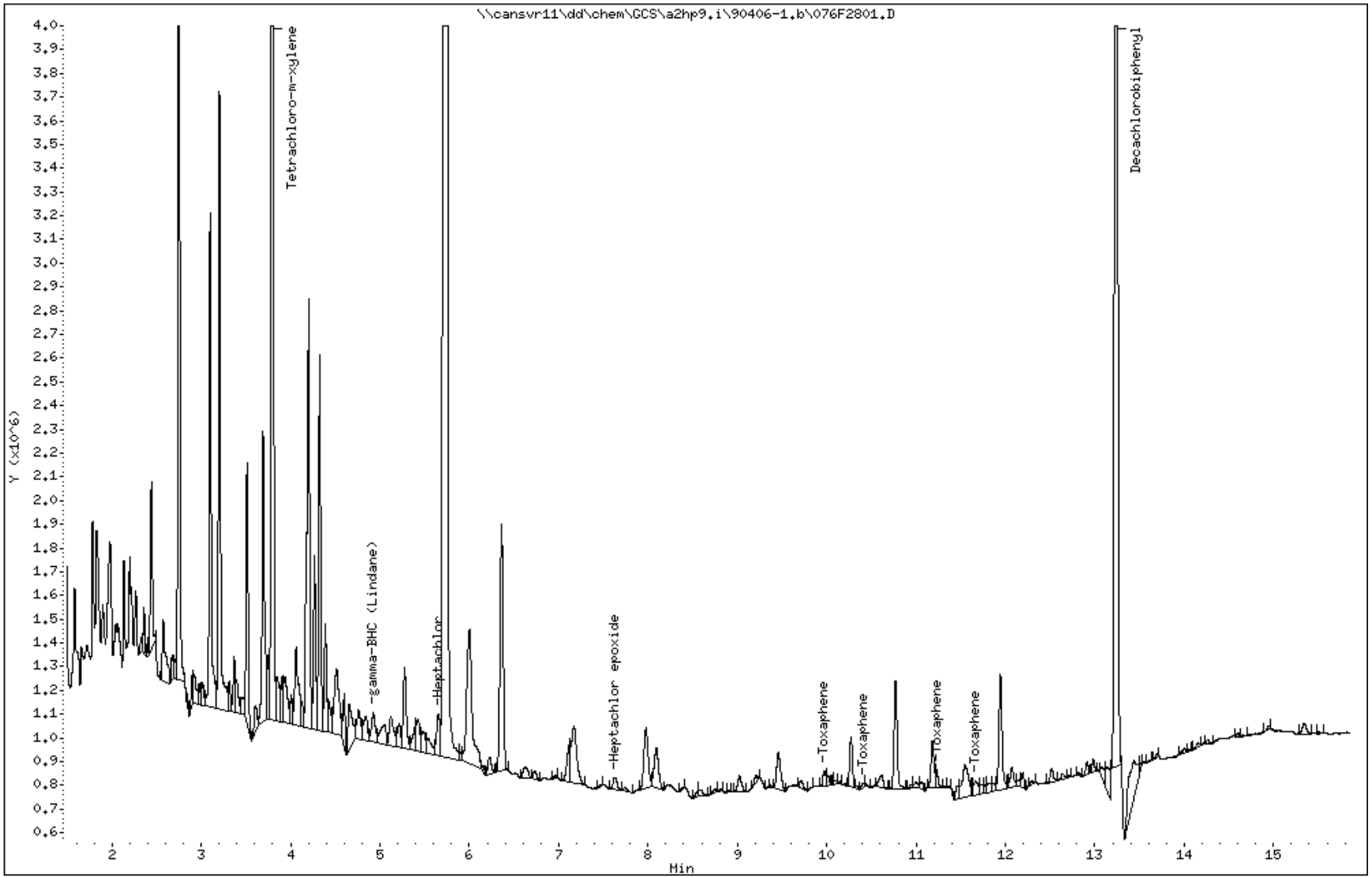

1650

North Canton

COMPOUNDS and EXP. RT REPORT

Operator: 093905 Date Acquired: 07-APR-2009 20:20
Data File: //cansvr11/dd/chem/GCS/a2hp9.i/90406-1.b/076F2801.D
Lab Sample ID: K9C761CF
Misc. Info: 14-TCLP.SUB
Instrument: a2hp9.i
Method: \\cansvr11\dd\chem\GCS\a2hp9.i\90406-1.b\PEST9.m
Dilution Factor: 1

Compound	RT	Area	Amount	Conc
1) Tetrachloro-m-xylene	3.795	18061562	0.043	0.129 mg/L
5) gamma-BHC (Lindane)	4.923	363332	0.001	0.000 mg/L
9) Tech Chlordane	NOT DETECTED	Expected RT = 5.502		
8) Heptachlor	5.656	451451	0.001	0.000 mg/L
12) Heptachlor epoxide	7.631	166209	0.000	0.000 mg/L
18) Endrin	NOT DETECTED	Expected RT = 9.417		
24) Toxaphene	9.968	134571	0.011	0.000 mg/L
23) 4,4'-DDT	NOT DETECTED	Expected RT = 10.221		
27) Methoxychlor	NOT DETECTED	Expected RT = 11.119		
30) Decachlorobiphenyl	13.238	17897151	0.053	0.160 mg/L

Data File Name: 076F2801.D
Inj. Date and Time: 07-APR-2009 20:20
Instrument ID: a2hp9.i
Client ID: SCFmw-005-0013-WS
Compound Name: Decachlorobiphenyl
CAS #: 2051-24-3
Report Date: 04/09/2009

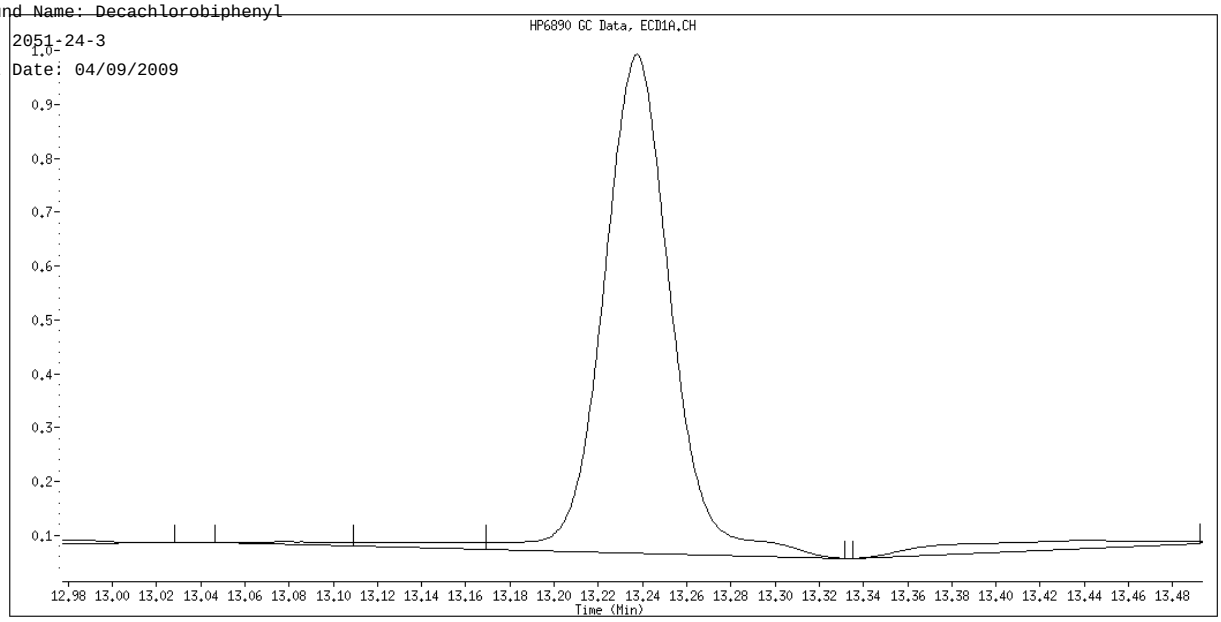

Original Integration

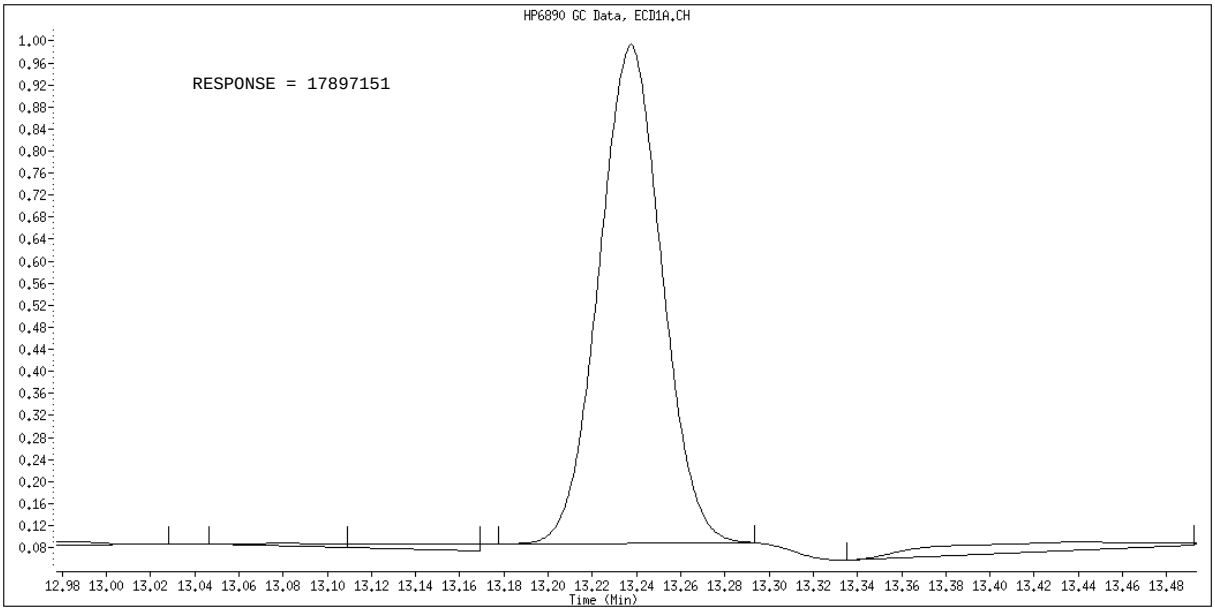

Manual Integration

Manually Integrated By: vandorenc
Manual Integration Reason: Baseline Event

TestAmerica North Canton

PESTICIDES 8081/608

Data file : \\cansvr11\dd\chem\GCS\a2hp9.i\90406-1.b\90406-1.b\076F2801.D
Lab Smp Id: K9C761CF Client Smp ID: SCFmw-005-0013-WS
Inj Date : 07-APR-2009 20:20
Operator : 093905 Inst ID: a2hp9.i
Smp Info : K9C761CF
Misc Info : 14-TCLP.SUB
Comment :
Method : \\cansvr11\dd\chem\GCS\a2hp9.i\90406-1.b\PEST9.m\PEST9r.m
Meth Date : 08-Apr-2009 06:29 vandorenc Quant Type: ESTD
Cal Date : 06-APR-2009 20:44 Cal File: 013F1301.D
Als bottle: 76
Dil Factor: 1.00000
Integrator: Falcon Compound Sublist: 14-TCLP.SUB
Target Version: 4.14 Sample Matrix: WATER
Processing Host: CANPGCSV23

Concentration Formula: Amt * DF * Vt*Vi/Vo * CpndVariable

Name	Value	Description
DF	1.000	Dilution Factor
Vt	3.000	Volume of final extract (mL)
Vo	250.000	Volume of sample extracted (mL)
Vi	1.000	Volume injected (uL)
Cpnd Variable		Local Compound Variable

RT	EXP RT	DLT RT	RESPONSE	CONCENTRATIONS ON-COL (ng)	FINAL (mg/L)	TARGET RANGE	RATIO
$ 1 Tetrachloro-m-xylene						CAS #: 877-09-8	
4.606	4.605	0.001	26588030	0.04313	0.1294		
5 gamma-BHC (Lindane)						CAS #: 58-89-9	

Peaks not detected for Quant. or Qual. signal(s).

9 Tech Chlordane						CAS #: 57-74-9	
7.097	7.087	0.010	13274	0.00153	0.00001834	0.00- 20.00	100.00
8.725	8.710	0.015	172885	0.01676	0.0002012	0.00- 20.00	1302.43
0.000	9.931	-9.931	0	0.0000	0.0000	0.00- 20.00	0.00
10.212	10.209	0.003	7326	0.00031	0.000003724	0.00- 20.00	55.19
Average of Peak Concentrations = 0.00007441							
12 Heptachlor epoxide						CAS #: 1024-57-3	
9.559	9.567	-0.008	208665	3e-004	0.000004143		

RT	EXP RT	DLT RT	RESPONSE	CONCENTRATIONS ON-COL (ng)	FINAL (mg/L)	TARGET RANGE	RATIO
18 Endrin					CAS #: 72-20-8		
Peaks not detected for Quant. or Qual. signal(s).							
23 Toxaphene					CAS #: 8001-35-2		
0.000	11.754	-11.754	0	0.0000	0.0000	80.00- 120.00	0.00
0.000	11.868	-11.868	0	0.0000	0.0000	114.04- 154.04	0.00
12.180	12.159	0.021	47014	0.00493	0.00005914	115.64- 155.64	0.00
12.905	12.897	0.008	17358	0.00232	0.00002786	52.78- 92.78	0.00
13.260	13.264	-0.004	8581	0.00233	0.00002799	69.36- 109.36	0.00
Average of Peak Concentrations = 0.00003833							
8 Heptachlor					CAS #: 76-44-8		
Peaks not detected for Quant. or Qual. signal(s).							
27 Methoxychlor					CAS #: 72-43-5		
13.046	13.049	-0.003	415297	0.00491	0.00005891		
$ 30 Decachlorobiphenyl					CAS #: 2051-24-3		
15.064	15.065	-0.001	7626756	0.05396	0.1619		

Data File: \\cansvr11\dd\chem\GCS\a2hp9.i\90406-1.b\90406-1.b\076F2801.D

Page 1

Date : 07-APR-2009 20:20

Client ID: SCFmw-005-0013-WS

Instrument: a2hp9.i

Sample Info: K9C761CF

Volume Injected (uL): 1.0

Operator: 093905

Column phase: clp pesticides II

Column diameter: 0.53

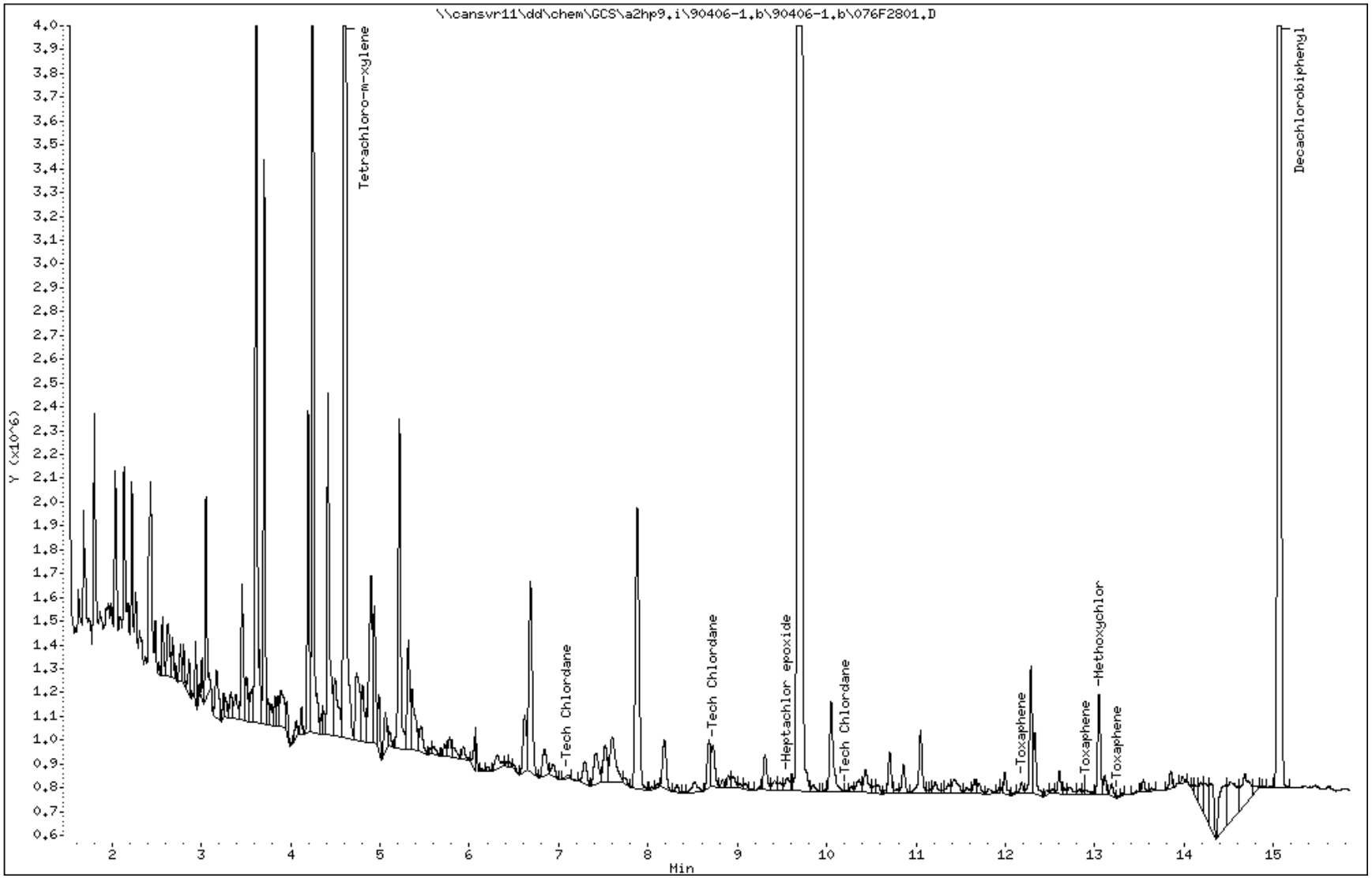

COMPOUNDS and EXP. RT REPORT

Operator: 093905 Date Acquired: 07-APR-2009 20:20
Data File: //cansvr11/dd/chem/GCS/a2hp9.i/90406-1.b/90406-1.b/076F2801.D
Lab Sample ID: K9C761CF
Misc. Info: 14-TCLP.SUB
Instrument: a2hp9.i
Method: \\cansvr11\dd\chem\GCS\a2hp9.i\90406-1.b\PEST9.m\PEST9r.m
Dilution Factor: 1

Compound	RT	Area	Amount	Conc
23) Toxaphene	0.000	0	0.000	0.000 mg/L
1) Tetrachloro-m-xylene	4.607	26588030	0.043	0.129 mg/L
5) gamma-BHC (Lindane)	NOT DETECTED	Expected RT = 6.383		
9) Tech Chlordane	7.098	39169	0.002	0.000 mg/L
8) Heptachlor	NOT DETECTED	Expected RT = 7.488		
12) Heptachlor epoxide	9.559	208665	0.000	0.000 mg/L
18) Endrin	NOT DETECTED	Expected RT = 11.264		
27) Methoxychlor	13.047	900400	0.005	0.000 mg/L
30) Decachlorobiphenyl	15.064	16975332	0.054	0.162 mg/L

Science Applications International Corp

Client Sample ID: SCFmw-006-0014-WS

GC Semivolatiles

Lot-Sample #...: A9C310174-012 **Work Order #...:** K9C771A3 **Matrix.....:** SO
Date Sampled...: 03/27/09 16:00 **Date Received..:** 03/28/09
Prep Date.....: 04/01/09 **Analysis Date..:** 04/16/09
Prep Batch #...: 9091042
Dilution Factor: 1 **Initial Wgt/Vol:** 30.01 g **Final Wgt/Vol..:** 10 mL
% Moisture.....: 19 **Method.....:** SW846 8081A

PARAMETER	RESULT	REPORTING LIMIT	UNITS
alpha-BHC	ND	2.1	ug/kg
beta-BHC	ND	2.1	ug/kg
delta-BHC	ND	2.1	ug/kg
gamma-BHC (Lindane)	ND	2.1	ug/kg
Heptachlor	ND	2.1	ug/kg
Aldrin	ND	2.1	ug/kg
Heptachlor epoxide	ND	2.1	ug/kg
Endosulfan I	ND	2.1	ug/kg
Dieldrin	ND	2.1	ug/kg
4,4'-DDE	ND	2.1	ug/kg
Endrin	ND	2.1	ug/kg
Endosulfan II	ND	2.1	ug/kg
4,4'-DDD	ND	2.1	ug/kg
Endosulfan sulfate	ND	2.1	ug/kg
4,4'-DDT	ND	2.1	ug/kg
Methoxychlor	ND	4.1	ug/kg
Endrin ketone	ND	2.1	ug/kg
Endrin aldehyde	ND	2.1	ug/kg
alpha-Chlordane	ND	2.1	ug/kg
gamma-Chlordane	ND	2.1	ug/kg
Toxaphene	ND	83	ug/kg

SURROGATE	PERCENT RECOVERY	RECOVERY LIMITS
Tetrachloro-m-xylene	81	(50 - 150)
Decachlorobiphenyl	92	(50 - 150)

NOTE(S):

Results and reporting limits have been adjusted for dry weight.

TestAmerica North Canton

PESTICIDES 8081/608

Data file : \\cansvr11\dd\chem\GCS\a2hp9.i\90415-1.b\036F3601.D
Lab Smp Id: K9C771A3 Client Smp ID: SCFmw-006-0014-WS
Inj Date : 16-APR-2009 00:18
Operator : 093905 Inst ID: a2hp9.i
Smp Info : K9C771A3
Misc Info :
Comment :
Method : \\cansvr11\dd\chem\GCS\a2hp9.i\90415-1.b\PEST9.m
Meth Date : 16-Apr-2009 09:08 vandorenc Quant Type: ESTD
Cal Date : 06-APR-2009 20:44 Cal File: 013F1301.D
Als bottle: 36
Dil Factor: 1.00000
Integrator: Falcon Compound Sublist: 19-pestap9.sub
Target Version: 4.14 Sample Matrix: SOIL

Concentration Formula: Amt * DF * Vt*Vi/Ws * CpndVariable

Name	Value	Description
DF	1.000	Dilution Factor
Vt	10000.000	Volume of final extract
Vi	1.000	volume injected
Ws	30.010	initial volume of sample
Cpnd Variable		Local Compound Variable

				CONCENTRATIONS ON-COL	FINAL			
RT	EXP RT	DLT RT	RESPONSE	(ng)	(ug/Kg)	TARGET RANGE		RATIO
$ 1 Tetrachloro-m-xylene						CAS #: 877-09-8		
3.790	3.792	-0.002	6749051	0.01616	0.1616			
2 Hexachlorobenzene						CAS #: 118-74-1		
4.266	4.273	-0.007	133036	3e-004	0.09776			
Average of Peak Concentrations =					0.09776			
3 Diallate						CAS #: 2303-16-4		
4.307	4.327	-0.020	244907	0.03504	11.68	0.00-	20.00	100.00
4.545	4.546	-0.001	84218	0.07216	24.04	0.00-	20.00	34.39
Average of Peak Concentrations =					17.86			
4 alpha-BHC						CAS #: 319-84-6		
4.518	4.493	0.025	143671	2e-004	0.06895			

RT	EXP RT	DLT RT	RESPONSE	CONCENTRATIONS ON-COL (ng)	FINAL (ug/Kg)	TARGET RANGE	RATIO
5 gamma-BHC (Lindane)					CAS #: 58-89-9		
Peaks not detected for Quant. or Qual. signal(s).							
6 beta-BHC					CAS #: 319-85-7		
5.054	5.060	-0.006	159834	6e-004	0.2105		
7 delta-BHC					CAS #: 319-86-8		
5.324	5.307	0.017	158663	3e-004	0.08634		
8 Heptachlor					CAS #: 76-44-8		
5.647	5.632	0.015	12572	2e-005	0.007264		
9 Tech Chlordane					CAS #: 57-74-9		
5.503	5.497	0.006	52506	0.00480	1.599	0.00- 20.00	100.00
6.499	6.494	0.005	14128	0.00151	0.5033	0.00- 20.00	26.91
0.000	7.898	-7.898	0	0.0000	0.0000	0.00- 20.00	0.00
8.220	8.209	0.011	231919	0.00730	2.434	0.00- 20.00	441.70
Average of Peak Concentrations =					1.512		
10 Aldrin					CAS #: 309-00-2		
6.147	6.160	-0.013	3562577	0.00583	1.942		
11 Isodrin					CAS #: 465-73-6		
6.839	6.843	-0.004	271935	0.00187	0.6244		
12 Heptachlor epoxide					CAS #: 1024-57-3		
7.566	7.596	-0.030	8443	2e-005	0.005292		
13 gamma-Chlordane					CAS #: 5103-74-2		
Peaks not detected for Quant. or Qual. signal(s).							
14 alpha-Chlordane					CAS #: 5103-71-9		
8.220	8.218	0.002	712454	0.00132	0.4400		
15 Endosulfan I					CAS #: 959-98-8		
8.497	8.475	0.022	168552	3e-004	0.1138		
16 4,4'-DDE					CAS #: 72-55-9		
8.552	8.549	0.003	87118	2e-004	0.05506		
17 Dieldrin					CAS #: 60-57-1		
Peaks not detected for Quant. or Qual. signal(s).							
18 Endrin					CAS #: 72-20-8		

Peaks not detected for Quant. or Qual. signal(s).

19 Kepone					CAS #: 143-50-0	
9.450	9.475	-0.025		65988	0.12329	41.08

RT	EXP RT	DLT RT	RESPONSE	CONCENTRATIONS ON-COL (ng)	FINAL (ug/Kg)	TARGET RANGE	RATIO
20 4,4'-DDD					CAS #: 72-54-8		
9.711	9.728	-0.017	47708	1e-004	0.04287		
21 Chlorobenzilate					CAS #: 510-15-6		
9.805	9.817	-0.012	23555	0.00107	0.3566		
22 Endosulfan II					CAS #: 33213-65-9		

Peaks not detected for Quant. or Qual. signal(s).

24 Toxaphene					CAS #: 8001-35-2		
9.950	9.951	-0.001	8327	0.00175	0.5840	80.00- 120.00	100.00
0.000	10.382	-10.382	0	0.0000	0.0000	114.04- 154.04	0.00
11.071	11.093	-0.022	23945	0.00453	1.508	115.64- 155.64	287.56
0.000	11.237	-11.237	0	0.0000	0.0000	52.78- 92.78	0.00
11.666	11.644	0.022	33672	0.01239	4.128	69.36- 109.36	404.37
	Average of Peak Concentrations =				2.074		
23 4,4'-DDT					CAS #: 50-29-3		

Peaks not detected for Quant. or Qual. signal(s).

25 Endrin aldehyde					CAS #: 7421-93-4		

Peaks not detected for Quant. or Qual. signal(s).

26 Mirex					CAS #: 2385-85-5		
11.071	11.073	-0.002	37580				
27 Methoxychlor					CAS #: 72-43-5		

Peaks not detected for Quant. or Qual. signal(s).

28 Endosulfan sulfate					CAS #: 1031-07-8		

Peaks not detected for Quant. or Qual. signal(s).

29 Endrin ketone					CAS #: 53494-70-5		
11.666	11.678	-0.012	91473	2e-004	0.07900		
$ 30 Decachlorobiphenyl					CAS #: 2051-24-3		
13.230	13.234	-0.004	5972516	0.01847	0.1847		(M)

QC Flag Legend

M - Compound response manually integrated.

Data File: \\cansvr11\dd\chem\GCS\a2hp9.i\90415-1.b\036F3601.D

Page 1

Date : 16-APR-2009 00:18

Client ID: SCFmw-006-0014-WS

Instrument: a2hp9.i

Sample Info: K9C771A3

Volume Injected (uL): 1.0

Operator: 093905

Column phase: clp pesticides I

Column diameter: 0.53

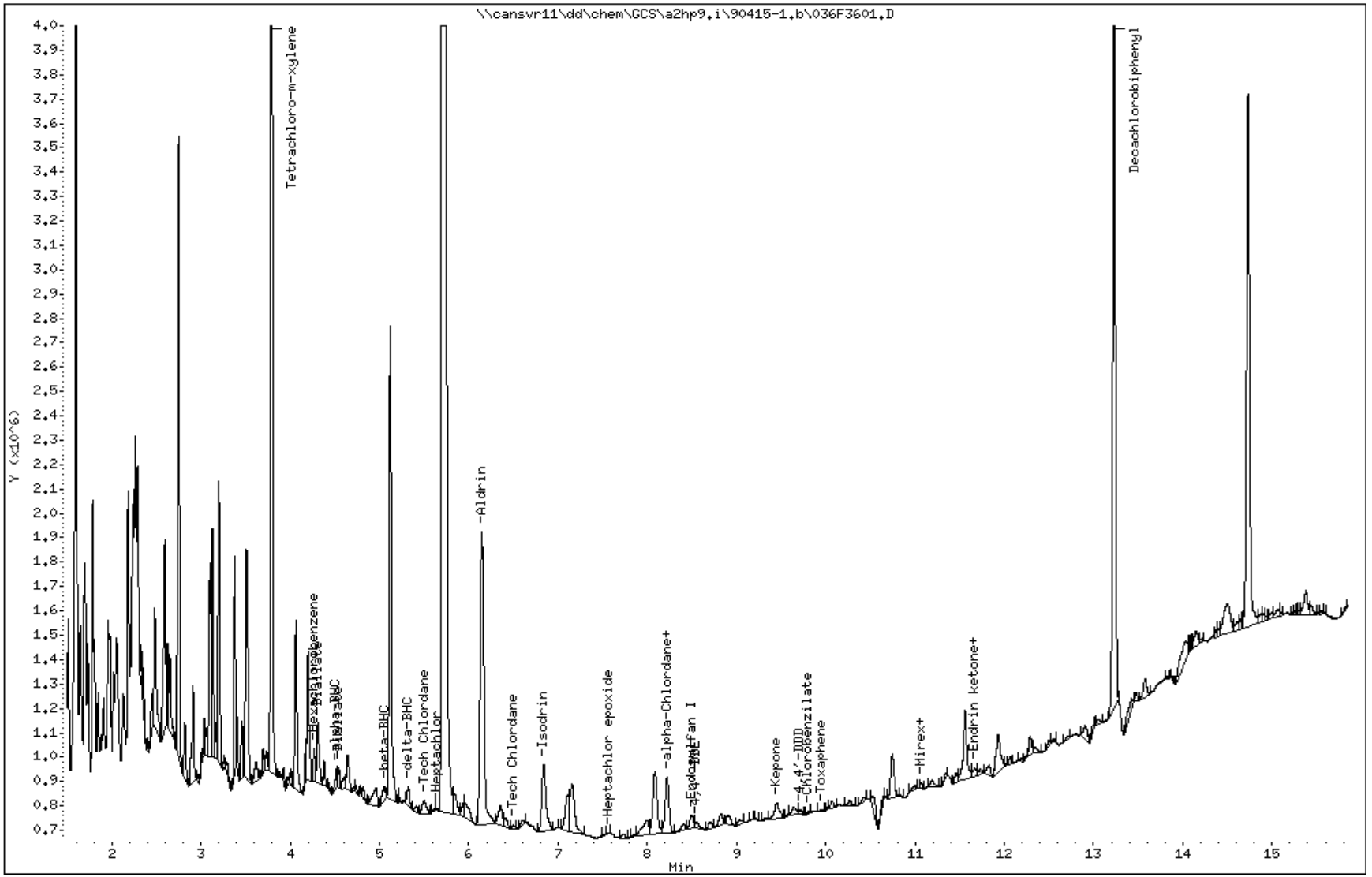

COMPOUNDS and EXP. RT REPORT

Operator: 093905 Date Acquired: 16-APR-2009 00:18
Data File: //cansvr11/dd/chem/GCS/a2hp9.i/90415-1.b/036F3601.D
Lab Sample ID: K9C771A3
Misc. Info:
Instrument: a2hp9.i
Method: \\cansvr11\dd\chem\GCS\a2hp9.i\90415-1.b\PEST9.m
Dilution Factor: 1

Compound	RT	Area	Amount	Conc
1) Tetrachloro-m-xylene	3.791	6749051	0.016	0.162 ug/Kg
2) Hexachlorobenzene	4.267	184747	0.000	0.098 ug/Kg
3) Diallate	4.308	461692	0.035	11.677 ug/Kg
4) alpha-BHC	4.518	143671	0.000	0.069 ug/Kg
5) gamma-BHC (Lindane)	NOT DETECTED	Expected RT = 4.914		
6) beta-BHC	5.054	159834	0.001	0.211 ug/Kg
7) delta-BHC	5.324	158663	0.000	0.086 ug/Kg
9) Tech Chlordane	5.503	176933	0.005	1.599 ug/Kg
8) Heptachlor	5.648	12572	0.000	0.007 ug/Kg
10) Aldrin	6.148	3562577	0.006	1.942 ug/Kg
11) Isodrin	6.839	898694	0.002	0.624 ug/Kg
12) Heptachlor epoxide	7.567	8443	0.000	0.005 ug/Kg
13) gamma-Chlordane	NOT DETECTED	Expected RT = 7.903		
14) alpha-Chlordane	8.221	712454	0.001	0.440 ug/Kg
15) Endosulfan I	8.498	168552	0.000	0.114 ug/Kg
16) 4,4'-DDE	8.553	87118	0.000	0.055 ug/Kg
17) Dieldrin	NOT DETECTED	Expected RT = 8.986		
18) Endrin	NOT DETECTED	Expected RT = 9.413		
19) Kepone	9.451	270830	0.123	41.085 ug/Kg
20) 4,4'-DDD	9.712	47708	0.000	0.043 ug/Kg
21) Chlorobenzilate	9.806	23555	0.001	0.357 ug/Kg
22) Endosulfan II	NOT DETECTED	Expected RT = 9.834		
24) Toxaphene	9.950	16403	0.002	0.584 ug/Kg
23) 4,4'-DDT	NOT DETECTED	Expected RT = 10.217		
25) Endrin aldehyde	NOT DETECTED	Expected RT = 10.585		
26) Mirex	11.072	37580	0.000	0.000 ug/Kg
27) Methoxychlor	NOT DETECTED	Expected RT = 11.115		
28) Endosulfan sulfate	NOT DETECTED	Expected RT = 11.285		
29) Endrin ketone	11.667	91473	0.000	0.079 ug/Kg
30) Decachlorobiphenyl	13.230	5972516	0.018	0.185 ug/Kg

Data File Name: 036F3601.D
Inj. Date and Time: 16-APR-2009 00:18
Instrument ID: a2hp9.i
Client ID: SCFmw-006-0014-WS
Compound Name: Decachlorobiphenyl
CAS #: 2051-24-3
Report Date: 04/16/2009

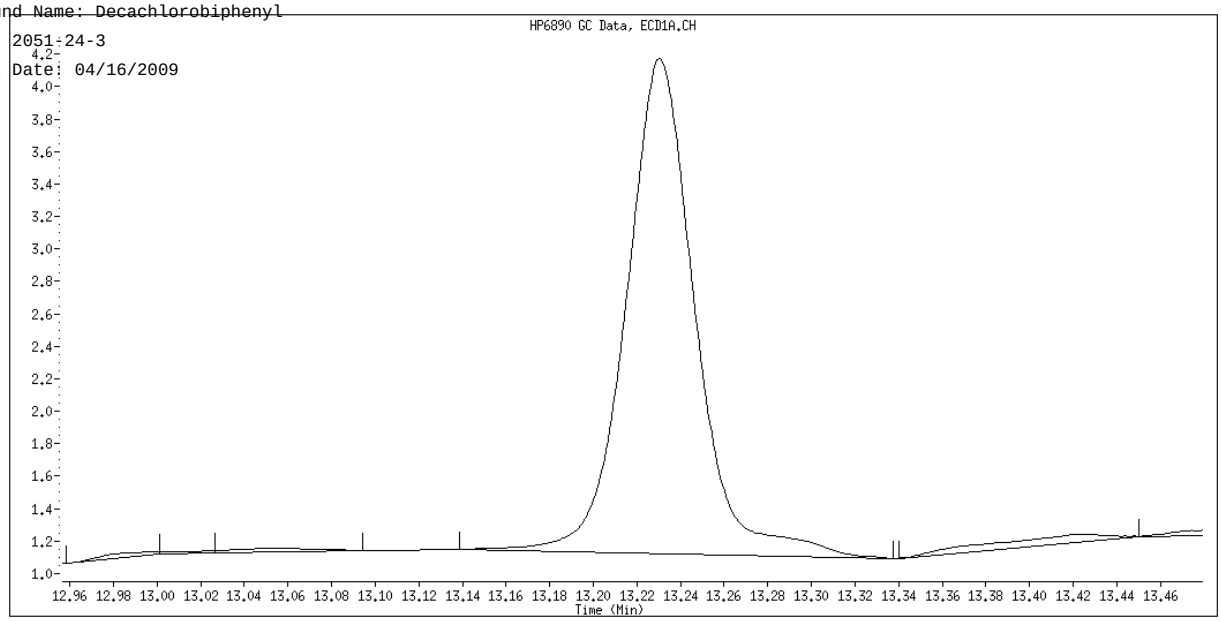

Original Integration

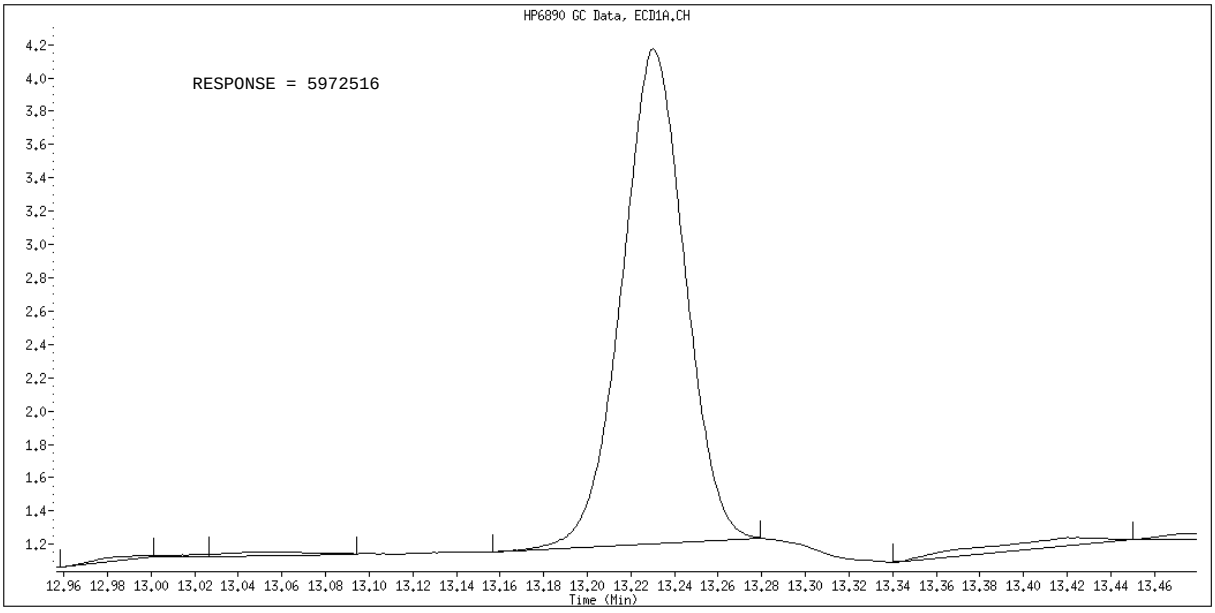

Manual Integration

Manually Integrated By: vandorenc
Manual Integration Reason: Baseline Event

TestAmerica North Canton

PESTICIDES 8081/608

Data file : \\cansvr11\dd\chem\GCS\a2hp9.i\90415-1.b\90415-1.b\036F3601.D
Lab Smp Id: K9C771A3 Client Smp ID: SCFmw-006-0014-WS
Inj Date : 16-APR-2009 00:18
Operator : 093905 Inst ID: a2hp9.i
Smp Info : K9C771A3
Misc Info :
Comment :
Method : \\cansvr11\dd\chem\GCS\a2hp9.i\90415-1.b\PEST9.m\PEST9r.m
Meth Date : 16-Apr-2009 09:08 vandorenc Quant Type: ESTD
Cal Date : 06-APR-2009 19:15 Cal File: 009F0901.D
Als bottle: 36
Dil Factor: 1.00000
Integrator: Falcon Compound Sublist: 19-pestap9.sub
Target Version: 4.14 Sample Matrix: SOIL
Processing Host: CANPGCSV23

Concentration Formula: Amt * DF * Vt*Vi/Ws * CpndVariable

Name	Value	Description
DF	1.000	Dilution Factor
Vt	10000.000	Volume of final extract
Vi	1.000	volume injected
Ws	30.010	initial volume of sample
Cpnd Variable		Local Compound Variable

				CONCENTRATIONS ON-COL	FINAL		
RT	EXP RT	DLT RT	RESPONSE	(ng)	(ug/Kg)	TARGET RANGE	RATIO
$ 1 Tetrachloro-m-xylene						CAS #: 877-09-8	
4.602	4.604	-0.002	10313026	0.01584	0.1584		
2 Diallate						CAS #: 2303-16-4	
5.267	5.276	-0.009	103655	0.00709	2.362	0.00- 20.00	100.00
5.448	5.470	-0.022	161187	0.06463	21.53	0.00- 20.00	155.50
		Average of Peak Concentrations =			11.95		
3 Hexachlorobenzene						CAS #: 118-74-1	
5.337	5.356	-0.019	172447	2e-004	0.06429		
		Average of Peak Concentrations =			0.06429		
4 alpha-BHC						CAS #: 319-84-6	

Peaks not detected for Quant. or Qual. signal(s).

RT	EXP RT	DLT RT	RESPONSE	CONCENTRATIONS ON-COL (ng)	FINAL (ug/Kg)	TARGET RANGE	RATIO

5 gamma-BHC (Lindane) CAS #: 58-89-9

Peaks not detected for Quant. or Qual. signal(s).

---

6 beta-BHC CAS #: 319-85-7

6.620	6.610	0.010	5474	4e-005	0.01220		

---

9 Tech Chlordane CAS #: 57-74-9

7.091	7.081	0.010	27994	0.00261	0.8696	0.00- 20.00	100.00
8.675	8.704	-0.029	328869	0.02469	8.227	0.00- 20.00	1174.78
9.903	9.927	-0.024	11972	3e-004	0.1095	0.00- 20.00	42.77
10.194	10.207	-0.013	12602	4e-004	0.1435	0.00- 20.00	45.02

Average of Peak Concentrations = 2.337

---

7 delta-BHC CAS #: 319-86-8

Peaks not detected for Quant. or Qual. signal(s).

---

8 Heptachlor CAS #: 76-44-8

7.510	7.484	0.026	1156661	0.00416	1.386		

---

10 Aldrin CAS #: 309-00-2

8.312	8.283	0.029	43146	5e-005	0.01534		

---

11 Isodrin CAS #: 465-73-6

9.167	9.153	0.014	25023	4e-005	0.01403		

---

12 Heptachlor epoxide CAS #: 1024-57-3

9.582	9.564	0.018	979893	0.00130	0.4345		

---

13 gamma-Chlordane CAS #: 5103-74-2

9.903	9.930	-0.027	21947	3e-005	0.009594		

---

14 alpha-Chlordane CAS #: 5103-71-9

10.194	10.208	-0.014	29501	4e-005	0.01378		

---

15 Endosulfan I CAS #: 959-98-8

10.278	10.279	-0.001	78116	3e-004	0.09485		

---

16 4,4'-DDE CAS #: 72-55-9

10.571	10.592	-0.021	123182	0.00019	0.06322		

---

17 Dieldrin CAS #: 60-57-1

Peaks not detected for Quant. or Qual. signal(s).

---

19 Chlorobenzilate CAS #: 510-15-6

11.351	11.366	-0.015	26176	0.00285	0.9486		

RT	EXP RT	DLT RT	RESPONSE	CONCENTRATIONS ON-COL (ng)	FINAL (ug/Kg)	TARGET RANGE	RATIO

20 Kepone CAS #: 143-50-0

Peaks not detected for Quant. or Qual. signal(s).

---

18 Endrin CAS #: 72-20-8

11.271	11.261	0.010	45113	2e-004	0.05597		

---

21 4,4'-DDD CAS #: 72-54-8

11.564	11.542	0.022	38252	8e-005	0.02801		

---

22 Endosulfan II CAS #: 33213-65-9

Peaks not detected for Quant. or Qual. signal(s).

---

23 Toxaphene CAS #: 8001-35-2

Operator disabled compound identification.

---

24 4,4'-DDT CAS #: 50-29-3

Peaks not detected for Quant. or Qual. signal(s).

---

25 Endrin aldehyde CAS #: 7421-93-4

12.134	12.147	-0.013	6731	4.e-005	0.01325		

---

26 Endosulfan sulfate CAS #: 1031-07-8

12.581	12.559	0.022	21984	1e-004	0.03563		

---

28 Mirex CAS #: 2385-85-5

Peaks not detected for Quant. or Qual. signal(s).

---

27 Methoxychlor CAS #: 72-43-5

13.038	13.046	-0.008	107944	0.00142	0.4742		

---

29 Endrin ketone CAS #: 53494-70-5

13.290	13.304	-0.014	100837	5e-004	0.1601		

$ 30 Decachlorobiphenyl CAS #: 2051-24-3

15.057	15.062	-0.005	2457591	0.01795	0.1795		

Data File: \\cansvr11\dd\chem\GCS\a2hp9.i\90415-1.b\90415-1.b\036F3601.D

Page 1

Date : 16-APR-2009 00:18

Client ID: SCFmw-006-0014-WS

Instrument: a2hp9.i

Sample Info: K9C771A3

Volume Injected (uL): 1.0

Operator: 093905

Column phase: clp pesticides II

Column diameter: 0.53

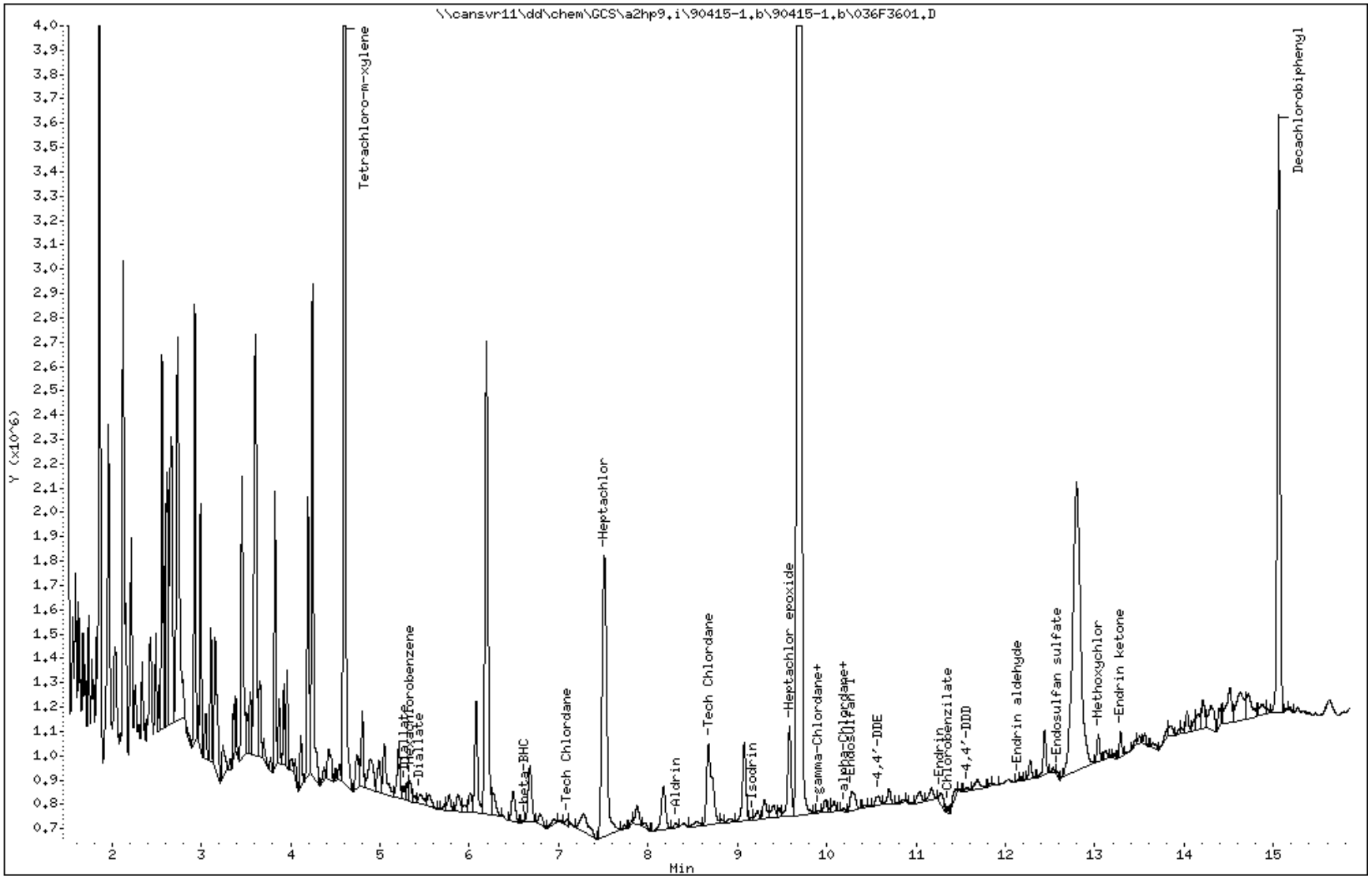

COMPOUNDS and EXP. RT REPORT

Operator: 093905 Date Acquired: 16-APR-2009 00:18
Data File: //cansvr11/dd/chem/GCS/a2hp9.i/90415-1.b/90415-1.b/036F3601.D
Lab Sample ID: K9C771A3
Misc. Info:
Instrument: a2hp9.i
Method: \\cansvr11\dd\chem\GCS\a2hp9.i\90415-1.b\PEST9.m\PEST9r.m
Dilution Factor: 1

	Compound	RT	Area	Amount	Conc
1)	Tetrachloro-m-xylene	4.603	10313026	0.016	0.158 ug/Kg
2)	Diallate	5.268	103655	0.007	2.362 ug/Kg
3)	Hexachlorobenzene	5.338	172447	0.000	0.064 ug/Kg
4)	alpha-BHC	NOT DETECTED	Expected RT = 5.635		
5)	gamma-BHC (Lindane)	NOT DETECTED	Expected RT = 6.381		
6)	beta-BHC	6.621	13303	0.000	0.012 ug/Kg
9)	Tech Chlordane	7.092	65637	0.003	0.870 ug/Kg
7)	delta-BHC	NOT DETECTED	Expected RT = 7.369		
8)	Heptachlor	7.511	4286997	0.004	1.386 ug/Kg
10)	Aldrin	8.313	43146	0.000	0.015 ug/Kg
11)	Isodrin	9.168	25023	0.000	0.014 ug/Kg
12)	Heptachlor epoxide	9.583	979893	0.001	0.435 ug/Kg
13)	gamma-Chlordane	9.903	21947	0.000	0.010 ug/Kg
14)	alpha-Chlordane	10.194	29501	0.000	0.014 ug/Kg
15)	Endosulfan I	10.278	332868	0.000	0.095 ug/Kg
16)	4,4'-DDE	10.572	123182	0.000	0.063 ug/Kg
17)	Dieldrin	NOT DETECTED	Expected RT = 10.766		
18)	Endrin	11.272	164869	0.000	0.056 ug/Kg
19)	Chlorobenzilate	11.352	33508	0.003	0.949 ug/Kg
20)	Kepone	NOT DETECTED	Expected RT = 11.404		
21)	4,4'-DDD	11.564	38252	0.000	0.028 ug/Kg
22)	Endosulfan II	NOT DETECTED	Expected RT = 11.612		
23)	Toxaphene	NOT DETECTED	Expected RT = 11.749		
24)	4,4'-DDT	NOT DETECTED	Expected RT = 12.015		
25)	Endrin aldehyde	12.134	9896	0.000	0.013 ug/Kg
26)	Endosulfan sulfate	12.582	31255	0.000	0.036 ug/Kg
28)	Mirex	NOT DETECTED	Expected RT = 12.940		
27)	Methoxychlor	13.038	223153	0.001	0.474 ug/Kg
29)	Endrin ketone	13.290	189966	0.000	0.160 ug/Kg
30)	Decachlorobiphenyl	15.058	5559290	0.018	0.180 ug/Kg

Science Applications International Corp

Client Sample ID: SCFmw-006-0014-WS

TCLP GC Semivolatiles

Lot-Sample #...: A9C310174-012 **Work Order #...:** K9C771CF **Matrix.....:** SO
Date Sampled...: 03/27/09 16:00 **Date Received..:** 03/28/09
Leach Date.....: 04/01/09 **Prep Date.....:** 04/02/09 **Analysis Date..:** 04/07/09
Leach Batch #..: P909113 **Prep Batch #...:** 9092034
Dilution Factor: 1 **Initial Wgt/Vol:** 250 mL **Final Wgt/Vol..:** 3 mL
% Moisture.....: 19 **Method.....:** SW846 8081A

PARAMETER	RESULT	REPORTING LIMIT	UNITS
Chlordane (technical)	ND	0.0050	mg/L
Endrin	ND	0.00050	mg/L
Heptachlor	ND	0.00050	mg/L
Heptachlor epoxide	ND	0.00050	mg/L
Lindane	ND	0.00050	mg/L
Methoxychlor	ND	0.0010	mg/L
Toxaphene	ND	0.020	mg/L

SURROGATE	PERCENT RECOVERY	RECOVERY LIMITS
Decachlorobiphenyl	86	(31 - 115)
Tetrachloro-m-xylene	73	(47 - 110)

NOTE(S):

Analysis performed in accordance with USEPA Toxicity Characteristic Leaching Procedure Method 1311

TestAmerica North Canton

PESTICIDES 8081/608

Data file : \\cansvr11\dd\chem\GCS\a2hp9.i\90406-1.b\077F2901.D
Lab Smp Id: K9C771CF Client Smp ID: SCFmw-006-0014-WS
Inj Date : 07-APR-2009 20:43
Operator : 093905 Inst ID: a2hp9.i
Smp Info : K9C771CF
Misc Info : 14-TCLP.SUB
Comment   :
Method   : \\cansvr11\dd\chem\GCS\a2hp9.i\90406-1.b\PEST9.m
Meth Date : 08-Apr-2009 10:00 vandorenc Quant Type: ESTD
Cal Date : 06-APR-2009 20:44 Cal File: 013F1301.D
Als bottle: 77
Dil Factor: 1.00000
Integrator: Falcon Compound Sublist: 14-TCLP.SUB
Target Version: 4.14 Sample Matrix: WATER
Processing Host: CANPGCSV23

Concentration Formula: Amt * DF * Vt*Vi/Vo * CpndVariable

Name	Value	Description
DF	1.000	Dilution Factor
Vt	3.000	Volume of final extract (mL)
Vo	250.000	Volume of sample extracted (mL)
Vi	1.000	Volume injected (uL)
Cpnd Variable		Local Compound Variable

RT	EXP RT	DLT RT	RESPONSE	CONCENTRATIONS ON-COL (ng)	CONCENTRATIONS FINAL (mg/L)	TARGET RANGE	RATIO
$ 1 Tetrachloro-m-xylene						CAS #: 877-09-8	
3.795	3.793	0.002	20113049	0.04794	0.1438		
5 gamma-BHC (Lindane)						CAS #: 58-89-9	
4.916	4.915	0.001	133012	3e-004	0.000003153		
8 Heptachlor						CAS #: 76-44-8	
5.655	5.635	0.020	309029	7e-004	0.000007875		
9 Tech Chlordane						CAS #: 57-74-9	
5.490	5.502	-0.012	29338	0.00308	0.00003698	0.00- 20.00	100.00
6.492	6.499	-0.007	3500	5e-004	0.000005820	0.00- 20.00	11.93
0.000	7.906	-7.906	0	0.0000	0.0000	0.00- 20.00	0.00
8.188	8.217	-0.029	21828	8e-004	0.00001017	0.00- 20.00	74.40

Average of Peak Concentrations = 0.00001766

RT	EXP RT	DLT RT	RESPONSE	CONCENTRATIONS ON-COL (ng)	FINAL (mg/L)	TARGET RANGE	RATIO
12 Heptachlor epoxide					CAS #: 1024-57-3		
Peaks not detected for Quant. or Qual. signal(s).							
18 Endrin					CAS #: 72-20-8		
Peaks not detected for Quant. or Qual. signal(s).							
24 Toxaphene					CAS #: 8001-35-2		
9.970	9.959	0.011	52316	0.00957	0.0001149	80.00- 120.00	100.00
0.000	10.389	-10.389	0	0.0000	0.0000	114.04- 154.04	0.00
11.075	11.099	-0.024	28053	0.00403	0.00004837	115.64- 155.64	53.62
11.228	11.244	-0.016	58900	0.00950	0.0001140	52.78- 92.78	112.59
11.668	11.651	0.017	19596	0.00525	0.00006294	69.36- 109.36	37.46
Average of Peak Concentrations = 0.00008506							
23 4,4'-DDT					CAS #: 50-29-3		
Peaks not detected for Quant. or Qual. signal(s).							
27 Methoxychlor					CAS #: 72-43-5		
Peaks not detected for Quant. or Qual. signal(s).							
$ 30 Decachlorobiphenyl					CAS #: 2051-24-3		
13.237	13.238	-0.001	19423660	0.05791	0.1737		

Data File: \\cansvr11\dd\chem\GCS\a2hp9.i\90406-1.b\077F2901.D

Date : 07-APR-2009 20:43

Client ID: SCFmw-006-0014-WS

Instrument: a2hp9.i

Sample Info: K9C771CF

Volume Injected (uL): 1.0

Operator: 093905

Column phase: clp pesticides I

Column diameter: 0.53

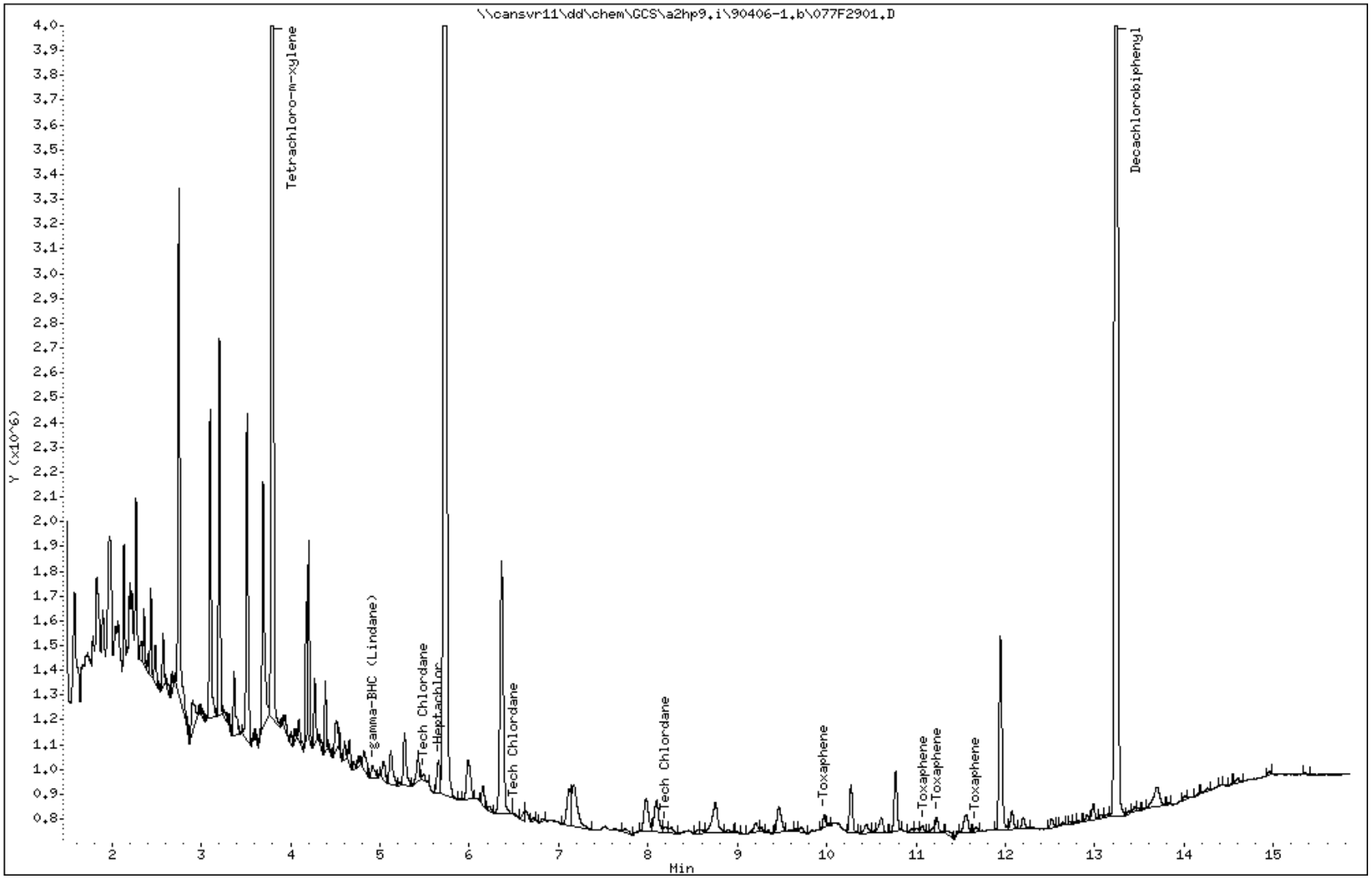

COMPOUNDS and EXP. RT REPORT

Operator: 093905 Date Acquired: 07-APR-2009 20:43
Data File: //cansvr11/dd/chem/GCS/a2hp9.i/90406-1.b/077F2901.D
Lab Sample ID: K9C771CF
Misc. Info: 14-TCLP.SUB
Instrument: a2hp9.i
Method: \\cansvr11\dd\chem\GCS\a2hp9.i\90406-1.b\PEST9.m
Dilution Factor: 1

Compound	RT	Area	Amount	Conc
1) Tetrachloro-m-xylene	3.795	20113049	0.048	0.144 mg/L
5) gamma-BHC (Lindane)	4.917	133012	0.000	0.000 mg/L
9) Tech Chlordane	5.491	67360	0.003	0.000 mg/L
8) Heptachlor	5.656	309029	0.001	0.000 mg/L
12) Heptachlor epoxide	NOT DETECTED	Expected RT = 7.601		
18) Endrin	NOT DETECTED	Expected RT = 9.417		
24) Toxaphene	9.971	108904	0.010	0.000 mg/L
23) 4,4'-DDT	NOT DETECTED	Expected RT = 10.221		
27) Methoxychlor	NOT DETECTED	Expected RT = 11.119		
30) Decachlorobiphenyl	13.238	19423660	0.058	0.174 mg/L

TestAmerica North Canton

PESTICIDES 8081/608

Data file : \\cansvr11\dd\chem\GCS\a2hp9.i\90406-1.b\90406-1.b\077F2901.D
Lab Smp Id: K9C771CF Client Smp ID: SCFmw-006-0014-WS
Inj Date : 07-APR-2009 20:43
Operator : 093905 Inst ID: a2hp9.i
Smp Info : K9C771CF
Misc Info : 14-TCLP.SUB
Comment :
Method : \\cansvr11\dd\chem\GCS\a2hp9.i\90406-1.b\PEST9.m\PEST9r.m
Meth Date : 08-Apr-2009 06:29 vandorenc Quant Type: ESTD
Cal Date : 06-APR-2009 20:44 Cal File: 013F1301.D
Als bottle: 77
Dil Factor: 1.00000
Integrator: Falcon Compound Sublist: 14-TCLP.SUB
Target Version: 4.14 Sample Matrix: WATER
Processing Host: CANPGCSV23

Concentration Formula: Amt * DF * Vt*Vi/Vo * CpndVariable

Name	Value	Description
DF	1.000	Dilution Factor
Vt	3.000	Volume of final extract (mL)
Vo	250.000	Volume of sample extracted (mL)
Vi	1.000	Volume injected (uL)
Cpnd Variable		Local Compound Variable

RT	EXP RT	DLT RT	RESPONSE	CONCENTRATIONS ON-COL (ng)	FINAL (mg/L)	TARGET RANGE	RATIO
$ 1 Tetrachloro-m-xylene						CAS #: 877-09-8	
4.606	4.605	0.001	30163194	0.04893	0.1468		
5 gamma-BHC (Lindane)						CAS #: 58-89-9	
6.366	6.382	-0.016	108135	1e-004	0.000001784		
9 Tech Chlordane						CAS #: 57-74-9	
7.089	7.087	0.002	9280	0.00107	0.00001282	0.00- 20.00	100.00
8.726	8.710	0.016	183435	0.01779	0.0002134	0.00- 20.00	1976.67
9.953	9.931	0.022	14212	5e-004	0.000006105	0.00- 20.00	153.15
0.000	10.209	-10.209	0	0.0000	0.0000	0.00- 20.00	0.00
Average of Peak Concentrations = 0.00007745							
12 Heptachlor epoxide						CAS #: 1024-57-3	
9.555	9.567	-0.012	88570	1e-004	0.000001758		

RT	EXP RT	DLT RT	RESPONSE	CONCENTRATIONS ON-COL (ng)	CONCENTRATIONS FINAL (mg/L)	TARGET RANGE	RATIO

18 Endrin CAS #: 72-20-8

Peaks not detected for Quant. or Qual. signal(s).

---

23 Toxaphene CAS #: 8001-35-2

Operator disabled compound identification.

---

8 Heptachlor CAS #: 76-44-8

Peaks not detected for Quant. or Qual. signal(s).

---

27 Methoxychlor CAS #: 72-43-5

13.049	13.049	0.000	703522	0.00832	0.00009979		

$ 30 Decachlorobiphenyl CAS #: 2051-24-3

15.065	15.065	0.000	8083006	0.05719	0.1716		

Data File: \\cansvr11\dd\chem\GCS\a2hp9.i\90406-1.b\90406-1.b\077F2901.D

Page 1

Date : 07-APR-2009 20:43

Client ID: SCFmw-006-0014-WS

Instrument: a2hp9.i

Sample Info: K9C771CF

Volume Injected (uL): 1.0

Operator: 093905

Column phase: clp pesticides II

Column diameter: 0.53

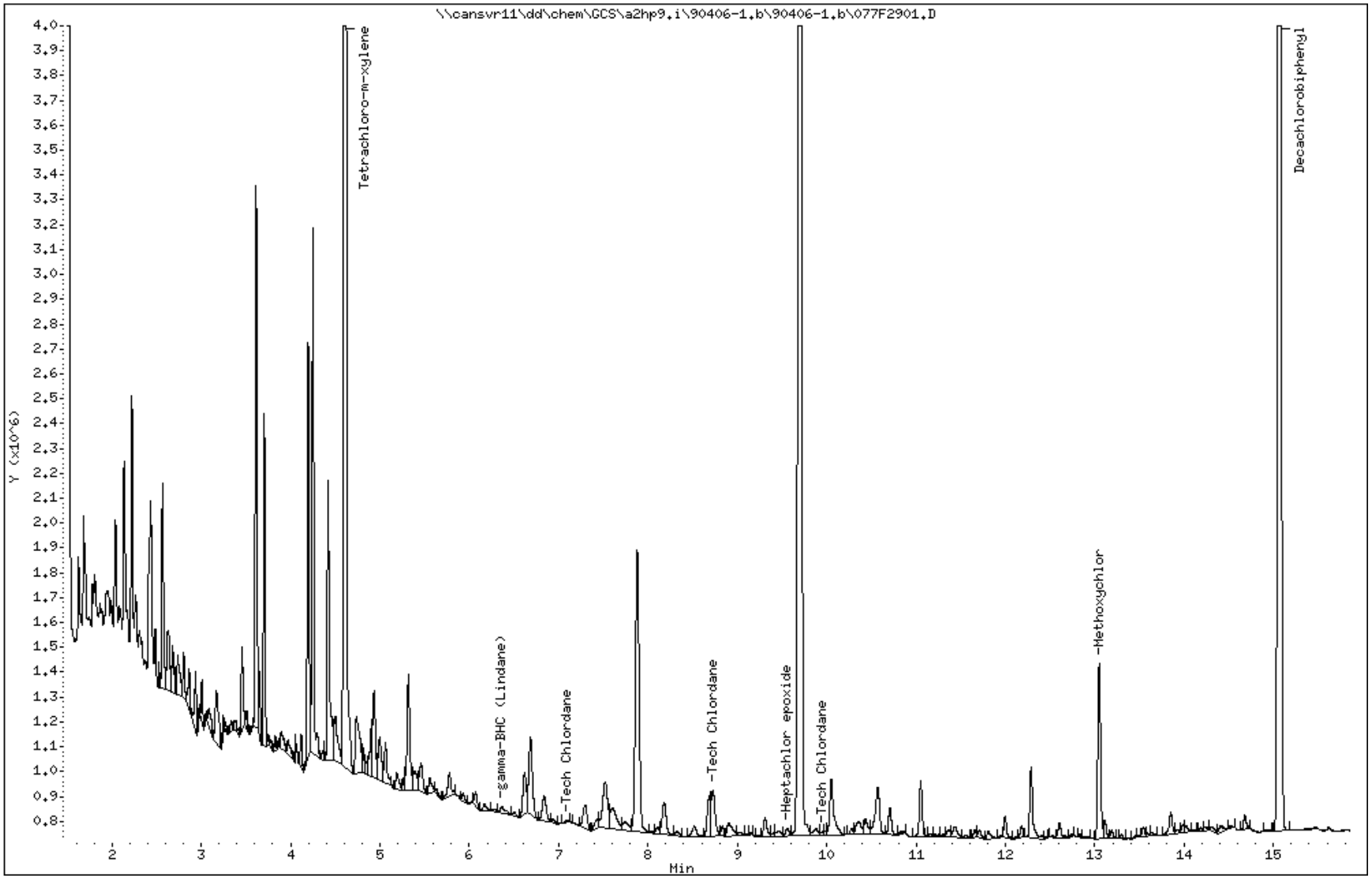

COMPOUNDS and EXP. RT REPORT

Operator: 093905 Date Acquired: 07-APR-2009 20:43
Data File: //cansvr11/dd/chem/GCS/a2hp9.i/90406-1.b/90406-1.b/077F2901.D
Lab Sample ID: K9C771CF
Misc. Info: 14-TCLP.SUB
Instrument: a2hp9.i
Method: \\cansvr11\dd\chem\GCS\a2hp9.i\90406-1.b\PEST9.m\PEST9r.m
Dilution Factor: 1

Compound	RT	Area	Amount	Conc
1) Tetrachloro-m-xylene	4.607	30163194	0.049	0.147 mg/L
5) gamma-BHC (Lindane)	6.367	108135	0.000	0.000 mg/L
9) Tech Chlordane	7.089	25049	0.001	0.000 mg/L
8) Heptachlor	NOT DETECTED	Expected RT = 7.488		
12) Heptachlor epoxide	9.556	88570	0.000	0.000 mg/L
18) Endrin	NOT DETECTED	Expected RT = 11.264		
23) Toxaphene	NOT DETECTED	Expected RT = 11.754		
27) Methoxychlor	13.049	1499387	0.008	0.000 mg/L
30) Decachlorobiphenyl	15.065	18086038	0.057	0.172 mg/L

TestAmerica
THE LEADER IN ENVIRONMENTAL TESTING

STANDARD DATA

Report Date: 06-Apr-2009 08:26

Calibration History

Method : \\cansvr11\dd\chem\GCS\a2hp9.i\90405-1.b\PEST9.m
Start Cal Date: 05-APR-2009 22:16
End Cal Date : 06-APR-2009 03:52
Last Cal Level: 6
Last Cal Type : Initial Calibration

Initial Calibration

Injection Date	Sublist	Calibration File
Cal Level: 1 , Cal Amount: 0.00500		
06-APR-2009 02:00	1-AB	\\cansvr11\dd\chem\GCS\a2hp9.i\90405-1.b\013F1301.D
06-APR-2009 00:08	15-TECHLOR	\\cansvr11\dd\chem\GCS\a2hp9.i\90405-1.b\008F0801.D
05-APR-2009 22:16	16-TOXAPH	\\cansvr11\dd\chem\GCS\a2hp9.i\90405-1.b\003F0301.D
Cal Level: 2 , Cal Amount: 0.01000		
06-APR-2009 02:23	1-AB	\\cansvr11\dd\chem\GCS\a2hp9.i\90405-1.b\014F1401.D
06-APR-2009 00:31	15-TECHLOR	\\cansvr11\dd\chem\GCS\a2hp9.i\90405-1.b\009F0901.D
05-APR-2009 22:39	16-TOXAPH	\\cansvr11\dd\chem\GCS\a2hp9.i\90405-1.b\004F0401.D
Cal Level: 3 , Cal Amount: 0.02500		
06-APR-2009 02:45	1-AB	\\cansvr11\dd\chem\GCS\a2hp9.i\90405-1.b\015F1501.D
06-APR-2009 00:53	15-TECHLOR	\\cansvr11\dd\chem\GCS\a2hp9.i\90405-1.b\010F1001.D
05-APR-2009 23:01	16-TOXAPH	\\cansvr11\dd\chem\GCS\a2hp9.i\90405-1.b\005F0501.D
Cal Level: 4 , Cal Amount: 0.05000		
06-APR-2009 03:08	1-AB	\\cansvr11\dd\chem\GCS\a2hp9.i\90405-1.b\016F1601.D
06-APR-2009 01:15	15-TECHLOR	\\cansvr11\dd\chem\GCS\a2hp9.i\90405-1.b\011F1101.D
05-APR-2009 23:24	16-TOXAPH	\\cansvr11\dd\chem\GCS\a2hp9.i\90405-1.b\006F0601.D
Cal Level: 5 , Cal Amount: 0.10000		
06-APR-2009 03:30	1-AB	\\cansvr11\dd\chem\GCS\a2hp9.i\90405-1.b\017F1701.D
06-APR-2009 01:38	15-TECHLOR	\\cansvr11\dd\chem\GCS\a2hp9.i\90405-1.b\012F1201.D

05-APR-2009 23:46	16-TOXAPH	
\\cansvr11\dd\chem\GCS\a2hp9.i\90405-1.b\007F0701.D		

Cal Level: 6 , Cal Amount: 0.20000		
06-APR-2009 03:52	1-AB	
\\cansvr11\dd\chem\GCS\a2hp9.i\90405-1.b\018F1801.D		

Continuing Calibration
Ccal Level Mode: GLOBAL LEVEL 3

06-APR-2009 02:45	1-AB	
\\cansvr11\dd\chem\GCS\a2hp9.i\90405-1.b\015F1501.D		
06-APR-2009 00:53	15-TECHLOR	
\\cansvr11\dd\chem\GCS\a2hp9.i\90405-1.b\010F1001.D		
05-APR-2009 23:01	16-TOXAPH	
\\cansvr11\dd\chem\GCS\a2hp9.i\90405-1.b\005F0501.D		

Report Date: 06-Apr-2009 08:49

Calibration History

Method : \\cansvr11\dd\chem\GCS\a2hp9.i\90405-1.b\PEST9.m\PEST9r.m
Start Cal Date: 05-APR-2009 22:16
End Cal Date : 06-APR-2009 03:52
Last Cal Level: 2
Last Cal Type : Continuing Calibration

Initial Calibration

Injection Date	Sublist	Calibration File
Cal Level: 1 , Cal Amount: 0.00500		
06-APR-2009 02:00	1-AB	\\cansvr11\dd\chem\GCS\a2hp9.i\90405-1.b\90405-1.b\013F1301.D
06-APR-2009 00:08	15-TECHLOR	\\cansvr11\dd\chem\GCS\a2hp9.i\90405-1.b\90405-1.b\008F0801.D
05-APR-2009 22:16	16-TOXAPH	\\cansvr11\dd\chem\GCS\a2hp9.i\90405-1.b\90405-1.b\003F0301.D
Cal Level: 2 , Cal Amount: 0.01000		
06-APR-2009 02:23	1-AB	\\cansvr11\dd\chem\GCS\a2hp9.i\90405-1.b\90405-1.b\014F1401.D
06-APR-2009 00:31	15-TECHLOR	\\cansvr11\dd\chem\GCS\a2hp9.i\90405-1.b\90405-1.b\009F0901.D
05-APR-2009 22:39	16-TOXAPH	\\cansvr11\dd\chem\GCS\a2hp9.i\90405-1.b\90405-1.b\004F0401.D
Cal Level: 3 , Cal Amount: 0.02500		
06-APR-2009 02:45	1-AB	\\cansvr11\dd\chem\GCS\a2hp9.i\90405-1.b\90405-1.b\015F1501.D
06-APR-2009 00:53	15-TECHLOR	\\cansvr11\dd\chem\GCS\a2hp9.i\90405-1.b\90405-1.b\010F1001.D
05-APR-2009 23:01	16-TOXAPH	\\cansvr11\dd\chem\GCS\a2hp9.i\90405-1.b\90405-1.b\005F0501.D
Cal Level: 4 , Cal Amount: 0.05000		
06-APR-2009 03:08	1-AB	\\cansvr11\dd\chem\GCS\a2hp9.i\90405-1.b\90405-1.b\016F1601.D
06-APR-2009 01:15	15-TECHLOR	\\cansvr11\dd\chem\GCS\a2hp9.i\90405-1.b\90405-1.b\011F1101.D
05-APR-2009 23:24	16-TOXAPH	\\cansvr11\dd\chem\GCS\a2hp9.i\90405-1.b\90405-1.b\006F0601.D
Cal Level: 5 , Cal Amount: 0.10000		
06-APR-2009 03:30	1-AB	\\cansvr11\dd\chem\GCS\a2hp9.i\90405-1.b\90405-1.b\017F1701.D
06-APR-2009 01:38	15-TECHLOR	\\cansvr11\dd\chem\GCS\a2hp9.i\90405-1.b\90405-1.b\012F1201.D

05-APR-2009 23:46	16-TOXAPH
\\cansvr11\dd\chem\GCS\a2hp9.i\90405-1.b\90405-1.b\007F0701.D	

Cal Level: 6 , Cal Amount: 0.20000	
06-APR-2009 03:52	1-AB
\\cansvr11\dd\chem\GCS\a2hp9.i\90405-1.b\90405-1.b\018F1801.D	

Continuing Calibration
Ccal Level Mode: GLOBAL LEVEL 3

06-APR-2009 04:15	1-ab
\\cansvr11\dd\chem\GCS\a2hp9.i\90405-1.b\90405-1.b\019F1901.D	
06-APR-2009 02:45	1-AB
\\cansvr11\dd\chem\GCS\a2hp9.i\90405-1.b\90405-1.b\015F1501.D	
06-APR-2009 00:53	15-TECHLOR
\\cansvr11\dd\chem\GCS\a2hp9.i\90405-1.b\90405-1.b\010F1001.D	
05-APR-2009 23:01	16-TOXAPH
\\cansvr11\dd\chem\GCS\a2hp9.i\90405-1.b\90405-1.b\005F0501.D	

Report Date : 06-Apr-2009 08:26

TestAmerica North Canton

INITIAL CALIBRATION DATA

Start Cal Date : 05-APR-2009 22:16
End Cal Date : 06-APR-2009 03:52
Quant Method : ESTD
Target Version : 4.14
Integrator : Falcon
Method file : \\cansvr11\dd\chem\GCS\a2hp9.i\90405-1.b\PEST9.m
Last Edit : 06-Apr-2009 08:24 vandorenc

Calibration File Names:
Level 1: \\cansvr11\dd\chem\GCS\a2hp9.i\90405-1.b\013F1301.D
Level 2: \\cansvr11\dd\chem\GCS\a2hp9.i\90405-1.b\014F1401.D
Level 3: \\cansvr11\dd\chem\GCS\a2hp9.i\90405-1.b\015F1501.D
Level 4: \\cansvr11\dd\chem\GCS\a2hp9.i\90405-1.b\016F1601.D
Level 5: \\cansvr11\dd\chem\GCS\a2hp9.i\90405-1.b\017F1701.D
Level 6: \\cansvr11\dd\chem\GCS\a2hp9.i\90405-1.b\018F1801.D

Compound	0.0050000 Level 1	0.0100000 Level 2	0.0250000 Level 3	0.0500000 Level 4	0.1000000 Level 5	0.2000000 Level 6	Curve	Coefficients b	m1	m2	%RSD or R^2
2 Hexachlorobenzene	+++++	+++++	+++++	+++++	+++++	+++++	AVRG		0.000e+000		0.000e+000
3 Diallate(1)	+++++	+++++	+++++	+++++	+++++	+++++	AVRG		0.000e+000		0.000e+000
(2)	+++++	+++++	+++++	+++++	+++++	+++++	AVRG		0.000e+000		0.000e+000
4 alpha-BHC	523630200	480511300	518668760	586438540	612238070	600586780	AVRG		553678942		9.61987
5 gamma-BHC (Lindane)	497962000	455501700	481128600	536779280	542036740	523886245	AVRG		506215761		6.72749
6 beta-BHC	225183400	202884100	196074640	207814000	209850740	202590865	AVRG		207399624		4.79362
7 delta-BHC	466103800	446958300	476043920	541319060	567950920	562986215	AVRG		510227036		10.44490
8 Heptachlor	505474600	447043800	456058200	496843700	476214160	443599960	AVRG		470872403		5.56349
9 Tech Chlordane(1)	9854450	9788460	9434880	9104185	9420610	+++++	AVRG		9520517		3.21157
(2)	8031850	7602640	7418940	6864335	6161064	+++++	AVRG		7215766		10.02435
(3)	15739150	15829280	16379910	16391500	15498912	+++++	AVRG		15967750		2.50638
(4)	25289950	25617720	26613940	26280800	25016142	+++++	AVRG		25763710		2.60004
10 Aldrin	526554400	483438900	484638920	532731220	558721960	548444895	AVRG		522421716		6.09262
11 Isodrin	+++++	+++++	+++++	+++++	+++++	+++++	AVRG		0.000e+000		0.000e+000

TestAmerica North Canton

INITIAL CALIBRATION DATA

Start Cal Date : 05-APR-2009 22:16
End Cal Date : 06-APR-2009 03:52
Quant Method : ESTD
Target Version : 4.14
Integrator : Falcon
Method file : \\cansvr11\dd\chem\GCS\a2hp9.i\90405-1.b\PEST9.m
Last Edit : 06-Apr-2009 08:24 vandorenc

Compound	0.0050000 Level 1	0.0100000 Level 2	0.0250000 Level 3	0.0500000 Level 4	0.1000000 Level 5	0.2000000 Level 6	Curve	Coefficients b	Coefficients m1	Coefficients m2	%RSD or R^2	
12 Heptachlor epoxide	481558400	433030800	425925000	456886100	461765630	438811025	AVRG		449662826		4.63706	
13 gamma-Chlordane	471735800	422676900	424988120	467554120	483364570	481151030	AVRG		458578423		6.00752	
14 alpha-Chlordane	486183600	442474900	433769280	468364580	487675100	479450370	AVRG		466319638		4.94186	
15 Endosulfan I	446590000	406874100	398159840	425569780	427723170	410526370	AVRG		419240543		4.17697	
16 4,4'-DDE	485542600	447972700	438946120	479613120	497872700	488672800	AVRG		473103340		5.04755	
17 Dieldrin	466330600	436247400	437695360	477580700	493358270	470318155	AVRG		463588414		4.87408	
18 Endrin	411474600	387621800	386568560	425363960	433667380	407886560	AVRG		408763810		4.69745	
19 Kepone	+++++	+++++	+++++	+++++	+++++	+++++	LINR	0.000e+000	0.000e+000		0.000e+000	<-
20 4,4'-DDD	278660600	273527800	286729320	327547700	338881890	342979570	AVRG		308054480		10.32768	
21 Chlorobenzilate	+++++	+++++	+++++	+++++	+++++	+++++	AVRG		0.000e+000		0.000e+000	
22 Endosulfan II	439088000	418588000	407257560	428607060	408549400	387596955	AVRG		414947829		4.35223	
23 4,4'-DDT	348430400	324969400	334320200	375857300	349555840	353139570	AVRG		347712118		5.01784	
24 Toxaphene (1)	4951780	5055652	4858541	5840073	6618643	+++++	AVRG		5464938		13.78570	
(2)	4875440	5029400	4883957	5957001	6663891	+++++	AVRG		5481938		14.57316	
(3)	6496070	6522544	6251210	7344412	8181999	+++++	AVRG		6959247		11.47310	
(4)	5601475	5830410	5550621	6670424	7332063	+++++	AVRG		6196999		12.54981	
(5)	3411060	3436594	3350472	3978149	4503763	+++++	AVRG		3736007		13.32934	
25 Endrin aldehyde	338169800	319346300	312865240	331761320	317465990	303037690	AVRG		320441057		3.97880	
26 Mirex	+++++	+++++	+++++	+++++	+++++	+++++	AVRG		0.000e+000		0.000e+000	
27 Methoxychlor	185480000	165297900	163116880	170601580	152070050	145215710	AVRG		163630353		8.65046	
28 Endosulfan sulfate	380797600	350914100	352059920	378587520	366459930	357016005	AVRG		364305846		3.60629	
29 Endrin ketone	425232000	391317100	393152000	417308240	391859330	369000820	AVRG		397978248		5.10172	

TestAmerica North Canton

INITIAL CALIBRATION DATA

Start Cal Date : 05-APR-2009 22:16
End Cal Date : 06-APR-2009 03:52
Quant Method : ESTD
Target Version : 4.14
Integrator : Falcon
Method file : \\cansvr11\dd\chem\GCS\a2hp9.i\90405-1.b\PEST9.m
Last Edit : 06-Apr-2009 08:24 vandorenc

Compound	0.0050000 Level 1	0.0100000 Level 2	0.0250000 Level 3	0.0500000 Level 4	0.1000000 Level 5	0.2000000 Level 6	Curve	Coefficients b	Coefficients m1	Coefficients m2	%RSD or R^2
$ 1 Tetrachloro-m-xylene	447800600	413905200	409756280	421178640	417426780	407465515	AVRG		419588836		3.50118
$ 30 Decachlorobiphenyl	377638600	345523800	346778640	335092940	307609510	299693580	AVRG		335389512		8.49985

TestAmerica North Canton

INITIAL CALIBRATION DATA

Start Cal Date : 05-APR-2009 22:16
End Cal Date : 06-APR-2009 03:52
Quant Method : ESTD
Target Version : 4.14
Integrator : Falcon
Method file : \\cansvr11\dd\chem\GCS\a2hp9.i\90405-1.b\PEST9.m
Last Edit : 06-Apr-2009 08:24 vandorenc

Average %RSD Results.
Calculated Average %RSD = 6.92626
Maximun Average %RSD = 20.00000
* Passed Average %RSD Test.

Curve	Formula	Units
Averaged	Amt = Rsp/ml	Response
Linear	Amt = b + Rsp/ml	Response

Report Date : 06-Apr-2009 08:48

TestAmerica North Canton

INITIAL CALIBRATION DATA

Start Cal Date : 05-APR-2009 22:16
End Cal Date : 06-APR-2009 03:52
Quant Method : ESTD
Target Version : 4.14
Integrator : Falcon
Method file : \\cansvr11\dd\chem\GCS\a2hp9.i\90405-1.b\PEST9.m\PEST9r.m
Last Edit : 06-Apr-2009 08:42 vandorenc

Calibration File Names:
Level 1: \\cansvr11\dd\chem\GCS\a2hp9.i\90405-1.b\90405-1.b\013F1301.D
Level 2: \\cansvr11\dd\chem\GCS\a2hp9.i\90405-1.b\90405-1.b\014F1401.D
Level 3: \\cansvr11\dd\chem\GCS\a2hp9.i\90405-1.b\90405-1.b\015F1501.D
Level 4: \\cansvr11\dd\chem\GCS\a2hp9.i\90405-1.b\90405-1.b\016F1601.D
Level 5: \\cansvr11\dd\chem\GCS\a2hp9.i\90405-1.b\90405-1.b\017F1701.D
Level 6: \\cansvr11\dd\chem\GCS\a2hp9.i\90405-1.b\90405-1.b\018F1801.D

Compound	0.0050000 Level 1	0.0100000 Level 2	0.0250000 Level 3	0.0500000 Level 4	0.1000000 Level 5	0.2000000 Level 6	Curve	Coefficients b	Coefficients m1	Coefficients m2	%RSD or R^2
55 DDD/Endosulfan II	+++++	+++++	+++++	+++++	+++++	+++++	AVRG		0.000e+000		0.000e+000
2 Diallate(1)	+++++	+++++	+++++	+++++	+++++	+++++	AVRG		0.000e+000		0.000e+000
(2)	+++++	+++++	+++++	+++++	+++++	+++++	AVRG		0.000e+000		0.000e+000
3 Hexachlorobenzene	+++++	+++++	+++++	+++++	+++++	+++++	AVRG		0.000e+000		0.000e+000
4 alpha-BHC	735053800	685088400	764998400	884519840	954104050	963311195	AVRG		831179281		14.27368
5 gamma-BHC (Lindane)	694492000	637593500	695725320	788090560	821111100	+++++	AVRG		727402496		10.33733
6 beta-BHC	116573000	103670900	103360440	115350080	120430890	118437695	AVRG		112970501		6.65980
7 delta-BHC	208068600	200710600	223790440	262632100	284367490	282217460	AVRG		243631115		15.36875
8 Heptachlor	213208800	192585700	204593080	226578560	220042020	205023310	AVRG		210338578		5.79378
9 Tech Chlordane(1)	8585900	8814660	8677650	8370900	8964474	+++++	AVRG		8682717		2.59727
(2)	12486150	10712920	10222020	9494650	8650956	+++++	AVRG		10313339		13.98645
(3)	26327050	26969220	29046950	29222615	28105584	+++++	AVRG		27934284		4.54290
(4)	23093100	23393260	24081680	24147800	23311184	+++++	AVRG		23605405		2.02620
10 Aldrin	706589000	658873500	683660640	762953060	817260230	808766130	AVRG		739683760		8.98725

TestAmerica North Canton

INITIAL CALIBRATION DATA

Start Cal Date : 05-APR-2009 22:16
End Cal Date : 06-APR-2009 03:52
Quant Method : ESTD
Target Version : 4.14
Integrator : Falcon
Method file : \\cansvr11\dd\chem\GCS\a2hp9.i\90405-1.b\PEST9.m\PEST9r.m
Last Edit : 06-Apr-2009 08:42 vandorenc

Compound	0.0050000 Level 1	0.0100000 Level 2	0.0250000 Level 3	0.0500000 Level 4	0.1000000 Level 5	0.2000000 Level 6	Curve	Coefficients b	m1	m2	%RSD or R^2	
11 Isodrin	+++++	+++++	+++++	+++++	+++++	+++++	AVRG		0.000e+000		0.000e+000	
12 Heptachlor epoxide	614395200	566268900	574017880	621659540	642698490	607241800	AVRG		604380302		4.82374	
13 gamma-Chlordane	596571200	552563600	568635560	627354520	669100430	665514390	AVRG		613289950		7.98844	
14 alpha-Chlordane	584816000	544369400	548061440	603858980	644709960	641531185	AVRG		594557828		7.36365	
15 Endosulfan I	228529200	211482900	215338200	233654140	237601790	224872160	AVRG		225246398		4.53563	
16 4,4'-DDE	557531800	524990100	527390680	589305620	626460900	622064300	AVRG		574623900		7.83695	
17 Dieldrin	249820600	238284200	247832080	270737620	282725760	269320275	AVRG		259786756		6.53614	
18 Endrin	217299600	207900000	213686880	239395960	245544780	231806745	AVRG		225938994		6.71251	
19 Chlorobenzilate	+++++	+++++	+++++	+++++	+++++	+++++	AVRG		0.000e+000		0.000e+000	
20 Kepone	+++++	+++++	+++++	+++++	+++++	+++++	QUAD	0.000e+000	0.000e+000	0.000e+000	0.000e+000	<-
21 4,4'-DDD	347814400	336156100	354159680	400260640	419542340	423798315	AVRG		380288579		10.19641	
22 Endosulfan II	214436000	203266500	205995000	225696860	222281790	211100865	AVRG		213796169		4.14699	
23 Toxaphene (1)	8506755	8787348	8098322	9593888	10997861	+++++	AVRG		9196835		12.45927	
(2)	4050830	4125998	3780698	4470732	5226115	+++++	AVRG		4330875		12.87726	
(3)	8869885	9058904	8393988	9934453	11444217	+++++	AVRG		9540289		12.59513	
(4)	7016645	7236440	6560045	7728935	8834445	+++++	AVRG		7475302		11.61739	
(5)	3251005	3486036	3207376	3915876	4536458	+++++	AVRG		3679350		15.09696	
24 4,4'-DDT	371018400	354060700	366689960	413385000	410031630	412423235	AVRG		387934821		6.93662	
25 Endrin aldehyde	160886600	154270800	157742720	170108620	167893270	162813325	AVRG		162285889		3.69467	
26 Endosulfan sulfate	192307000	179973300	187234120	203409840	202594710	202828980	AVRG		194724658		5.04534	
27 Methoxychlor	88540000	81292000	81808600	89941100	83210850	82789315	AVRG		84596978		4.35909	
28 Mirex	+++++	+++++	+++++	+++++	+++++	+++++	AVRG		0.000e+000		0.000e+000	

TestAmerica North Canton

INITIAL CALIBRATION DATA

Start Cal Date : 05-APR-2009 22:16
End Cal Date : 06-APR-2009 03:52
Quant Method : ESTD
Target Version : 4.14
Integrator : Falcon
Method file : \\cansvr11\dd\chem\GCS\a2hp9.i\90405-1.b\PEST9.m\PEST9r.m
Last Edit : 06-Apr-2009 08:42 vandorenc

Compound	0.0050000 Level 1	0.0100000 Level 2	0.0250000 Level 3	0.0500000 Level 4	0.1000000 Level 5	0.2000000 Level 6	Curve	Coefficients b	Coefficients m1	Coefficients m2	%RSD or R^2
29 Endrin ketone	216309600	205293100	210620440	224522580	216345510	211945120	AVRG		214172725		3.04630
$ 1 Tetrachloro-m-xylene	615213800	582339300	597601200	628542180	640713950	634118660	AVRG		616421515		3.67613
$ 30 Decachlorobiphenyl	157950000	144084400	143334280	141575620	131708550	129408950	AVRG		141343633		7.23288

TestAmerica North Canton

INITIAL CALIBRATION DATA

Start Cal Date : 05-APR-2009 22:16
End Cal Date : 06-APR-2009 03:52
Quant Method : ESTD
Target Version : 4.14
Integrator : Falcon
Method file : \\cansvr11\dd\chem\GCS\a2hp9.i\90405-1.b\PEST9.m\PEST9r.m
Last Edit : 06-Apr-2009 08:42 vandorenc

Average %RSD Results.
Calculated Average %RSD = 7.85003
Maximun Average %RSD = 20.00000
* Passed Average %RSD Test.

Curve	Formula	Units
Averaged	Amt = Rsp/m1	Response
Quad	Amt = b + m1*Rsp + m2*Rsp^2	Response

Data File: \\cansvr11\dd\chem\GCS\a2hp9.i\90405-1.b/002F0201.D
Report Date: 04/06/2009

EVALB Degradation Report

Instrument ID: a2hp9.i Injection Date: 05-APR-2009 21:54
Lab File ID: 002F0201.D Lab Sample ID: PEM G087
Analysis Type: NONE Method File: \\cansvr11\dd\chem\GCS\a2hp9.i\90405-1.b\PES

4,4'-DDT Degradation

RT	Area	Compound
10.217	32125687	4,4'-DDT
8.5498	312737	4,4'-DDE
9.7315	151890	4,4'-DDD

Percent Degradation of 4,4'-DDT: 1.43

Endrin Degradation

RT	Area	Compound
9.4090	16412173	Endrin
10.588	1270905	Endrin aldehyde
11.678	1529778	Endrin ketone

Percent Degradation of Endrin: 14.58

TestAmerica North Canton

PESTICIDES 8081/608

Data file : \\cansvr11\dd\chem\GCS\a2hp9.i\90405-1.b\002F0201.D
Lab Smp Id: PEM G087
Inj Date : 05-APR-2009 21:54
Operator : 093905 Inst ID: a2hp9.i
Smp Info : PEM G087
Misc Info : 12-PEM.SUB
Comment :
Method : \\cansvr11\dd\chem\GCS\a2hp9.i\90405-1.b\PEST9.m
Meth Date : 06-Apr-2009 08:26 vandorenc Quant Type: ESTD
Cal Date : 06-APR-2009 03:52 Cal File: 018F1801.D
Als bottle: 2 QC Sample: PEM
Dil Factor: 1.00000
Integrator: Falcon Compound Sublist: 12-PEM.SUB
Target Version: 4.14 Sample Matrix: None
Processing Host: CANPGCSV23

				CONCENTRATIONS ON-COL	FINAL		
RT	EXP RT	DLT RT	RESPONSE	(ng)	(ng)	TARGET RANGE	RATIO
4 alpha-BHC						CAS #: 319-84-6	
4.489	4.495	-0.006	4524081	0.00817	0.008171		
5 gamma-BHC (Lindane)						CAS #: 58-89-9	
4.909	4.916	-0.007	4138635	0.00818	0.008176		
6 beta-BHC						CAS #: 319-85-7	
5.056	5.062	-0.006	1818396	0.00877	0.008768		
16 4,4'-DDE						CAS #: 72-55-9	
8.549	8.554	-0.005	312737	7e-004	0.0006610		
18 Endrin						CAS #: 72-20-8	
9.408	9.417	-0.009	16412173	0.04015	0.04015		
20 4,4'-DDD						CAS #: 72-54-8	
9.731	9.734	-0.003	151890	5e-004	0.0004931		
22 Endosulfan II						CAS #: 33213-65-9	

Peaks not detected for Quant. or Qual. signal(s).

23 4,4'-DDT						CAS #: 50-29-3	
10.217	10.222	-0.005	32125687	0.09239	0.09239		
25 Endrin aldehyde						CAS #: 7421-93-4	
10.588	10.592	-0.004	1270905	0.00397	0.003966		

```
   27 Methoxychlor                                CAS #: 72-43-5
11.117  11.121   -0.004        33231734 0.20309   0.2031
--------------------------------------------------------------------------------
   28 Endosulfan sulfate                          CAS #: 1031-07-8
11.281  11.291   -0.010          502690 0.00138  0.001380
--------------------------------------------------------------------------------
```

RT	EXP RT	DLT RT	RESPONSE	CONCENTRATIONS ON-COL (ng)	FINAL (ng)	TARGET RANGE	RATIO
29 Endrin ketone					CAS #: 53494-70-5		
11.678	11.685	-0.007	1529778	0.00384	0.003844		

Data File: \\cansvr11\dd\chem\GCS\a2hp9.i\90405-1.b\002F0201.D

Date : 05-APR-2009 21:54

Client ID:

Instrument: a2hp9.i

Sample Info: PEM G087

Operator: 093905

Column phase: clp pesticides I

Column diameter: 0.53

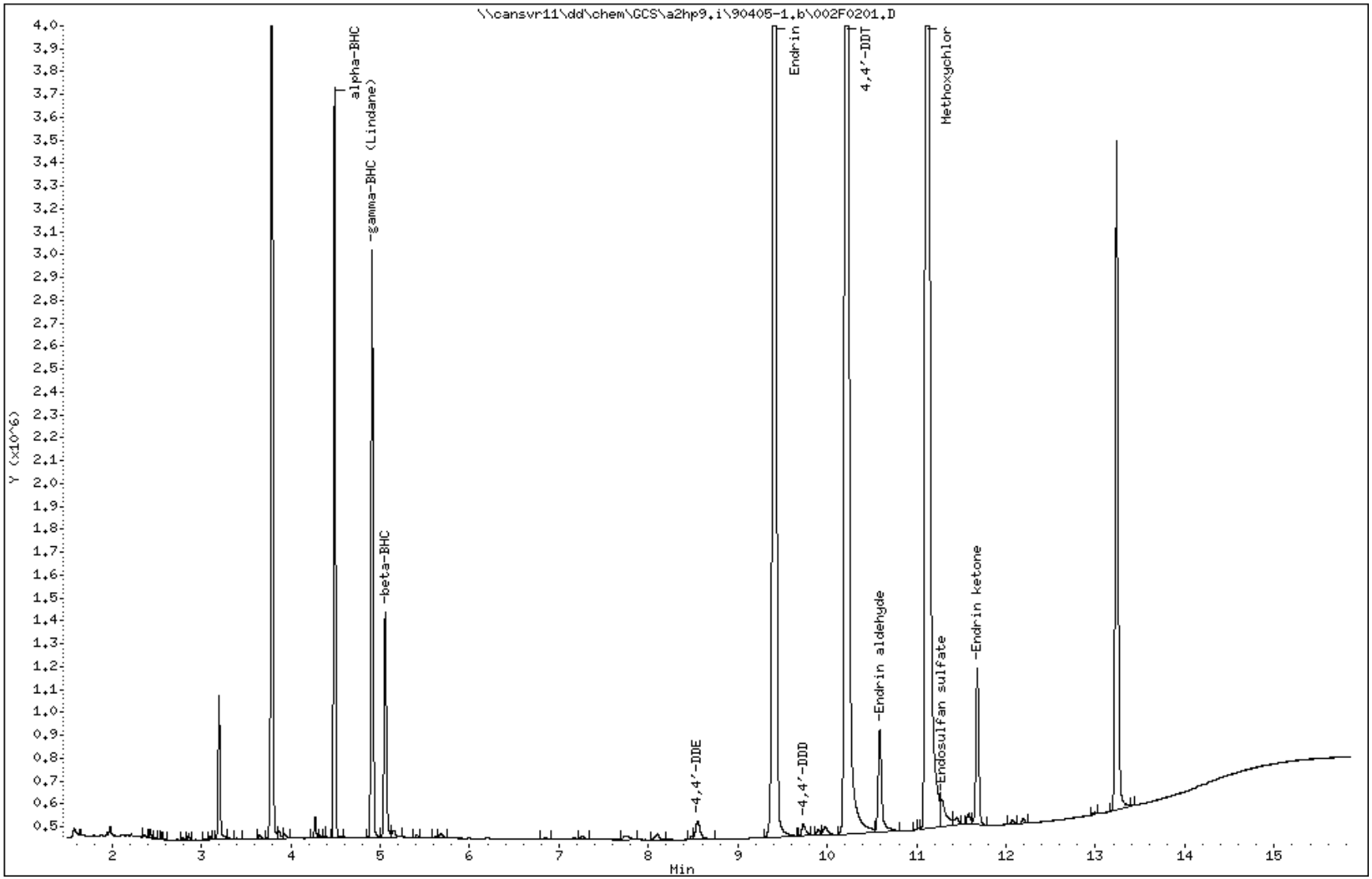

COMPOUNDS and EXP. RT REPORT

Operator: 093905 Date Acquired: 05-APR-2009 21:54
Data File: //cansvr11/dd/chem/GCS/a2hp9.i/90405-1.b/002F0201.D
Lab Sample ID: PEM G087
Misc. Info: 12-PEM.SUB
Instrument: a2hp9.i
Method: \\cansvr11\dd\chem\GCS\a2hp9.i\90405-1.b\PEST9.m
Dilution Factor: 1

Compound	RT	Area	Amount	Conc
4) alpha-BHC	4.490	4524081	0.010	0.010
5) gamma-BHC (Lindane)	4.910	4138635	0.010	0.010
6) beta-BHC	5.056	1818396	0.010	0.010
16) 4,4'-DDE	NOT DETECTED	Expected RT = 8.581		
18) Endrin	NOT DETECTED	Expected RT = 9.444		
20) 4,4'-DDD	9.731	151890	0.000	0.000
22) Endosulfan II	NOT DETECTED	Expected RT = 9.864		
23) 4,4'-DDT	10.217	32125687	0.127	0.127
25) Endrin aldehyde	10.588	1270905	0.005	0.005
27) Methoxychlor	11.117	33231734	0.241	0.241
28) Endosulfan sulfate	NOT DETECTED	Expected RT = 11.312		
29) Endrin ketone	11.678	1529778	0.004	0.004

Data File: \\cansvr11\dd\chem\GCS\a2hp9.i\90405-1.b\90405-1.b/002F0201.D
Report Date: 04/06/2009

EVALB Degradation Report

Instrument ID: a2hp9.i Injection Date: 05-APR-2009 21:54
Lab File ID: 002F0201.D Lab Sample ID: PEM G087
Analysis Type: NONE Method File: \\cansvr11\dd\chem\GCS\a2hp9.i\90405-1.b\PES

4,4'-DDT Degradation

RT	Area	Compound
12.015	42016402	4,4'-DDT
10.594	396145	4,4'-DDE
11.546	302238	4,4'-DDD

Percent Degradation of 4,4'-DDT: 1.63

Endrin Degradation

RT	Area	Compound
11.260	21400653	Endrin
12.149	1630573	Endrin aldehyde
13.306	1762264	Endrin ketone

Percent Degradation of Endrin: 13.68

TestAmerica North Canton

PESTICIDES 8081/608

Data file : \\cansvr11\dd\chem\GCS\a2hp9.i\90405-1.b\90405-1.b\002F0201.D
Lab Smp Id: PEM G087
Inj Date : 05-APR-2009 21:54
Operator : 093905 Inst ID: a2hp9.i
Smp Info : PEM G087
Misc Info : 12-PEM.SUB
Comment :
Method : \\cansvr11\dd\chem\GCS\a2hp9.i\90405-1.b\PEST9.m\PEST9r.m
Meth Date : 06-Apr-2009 08:40 vandorenc Quant Type: ESTD
Cal Date : 06-APR-2009 02:23 Cal File: 014F1401.D
Als bottle: 2 QC Sample: PEM
Dil Factor: 1.00000
Integrator: Falcon Compound Sublist: 12-PEM.SUB
Target Version: 4.14 Sample Matrix: None
Processing Host: CANPGCSV23

				CONCENTRATIONS ON-COL	FINAL		
RT	EXP RT	DLT RT	RESPONSE	(ng)	(ng)	TARGET RANGE	RATIO
4 alpha-BHC						CAS #: 319-84-6	
5.633	5.638	-0.005	7023169	0.00845	0.008450		
5 gamma-BHC (Lindane)						CAS #: 58-89-9	
6.378	6.385	-0.007	6297847	0.00866	0.008658		
6 beta-BHC						CAS #: 319-85-7	
6.607	6.614	-0.007	996576	0.00882	0.008822		
16 4,4'-DDE						CAS #: 72-55-9	
10.593	10.599	-0.006	396145	7e-004	0.0006894		
18 Endrin						CAS #: 72-20-8	
11.259	11.267	-0.008	10164362	0.04499	0.04499		
21 4,4'-DDD						CAS #: 72-54-8	
11.546	11.551	-0.005	302238	8e-004	0.0007948		
22 Endosulfan II						CAS #: 33213-65-9	

Peaks not detected for Quant. or Qual. signal(s).

24 4,4'-DDT						CAS #: 50-29-3	
12.014	12.022	-0.008	42016402	0.10831	0.1083		
25 Endrin aldehyde						CAS #: 7421-93-4	
12.148	12.154	-0.006	655377	0.00404	0.004038		

27 Methoxychlor CAS #: 72-43-5

13.048	13.055	-0.007	20196153	0.23873	0.2387

RT	EXP RT	DLT RT	RESPONSE	CONCENTRATIONS ON-COL (ng)	CONCENTRATIONS FINAL (ng)	TARGET RANGE	RATIO

26 Endosulfan sulfate CAS #: 1031-07-8

Peaks not detected for Quant. or Qual. signal(s).

---

29 Endrin ketone CAS #: 53494-70-5

RT	EXP RT	DLT RT	RESPONSE	CONCENTRATIONS ON-COL (ng)	CONCENTRATIONS FINAL (ng)	TARGET RANGE	RATIO
13.305	13.312	-0.007	862059	0.00403	0.004025		

Data File: \\cansvr11\dd\chem\GCS\a2hp9.i\90405-1.b\90405-1.b\002F0201.D

Date : 05-APR-2009 21:54

Client ID:

Instrument: a2hp9.i

Sample Info: PEM G087

Operator: 093905

Column phase: clp pesticides II

Column diameter: 0.53

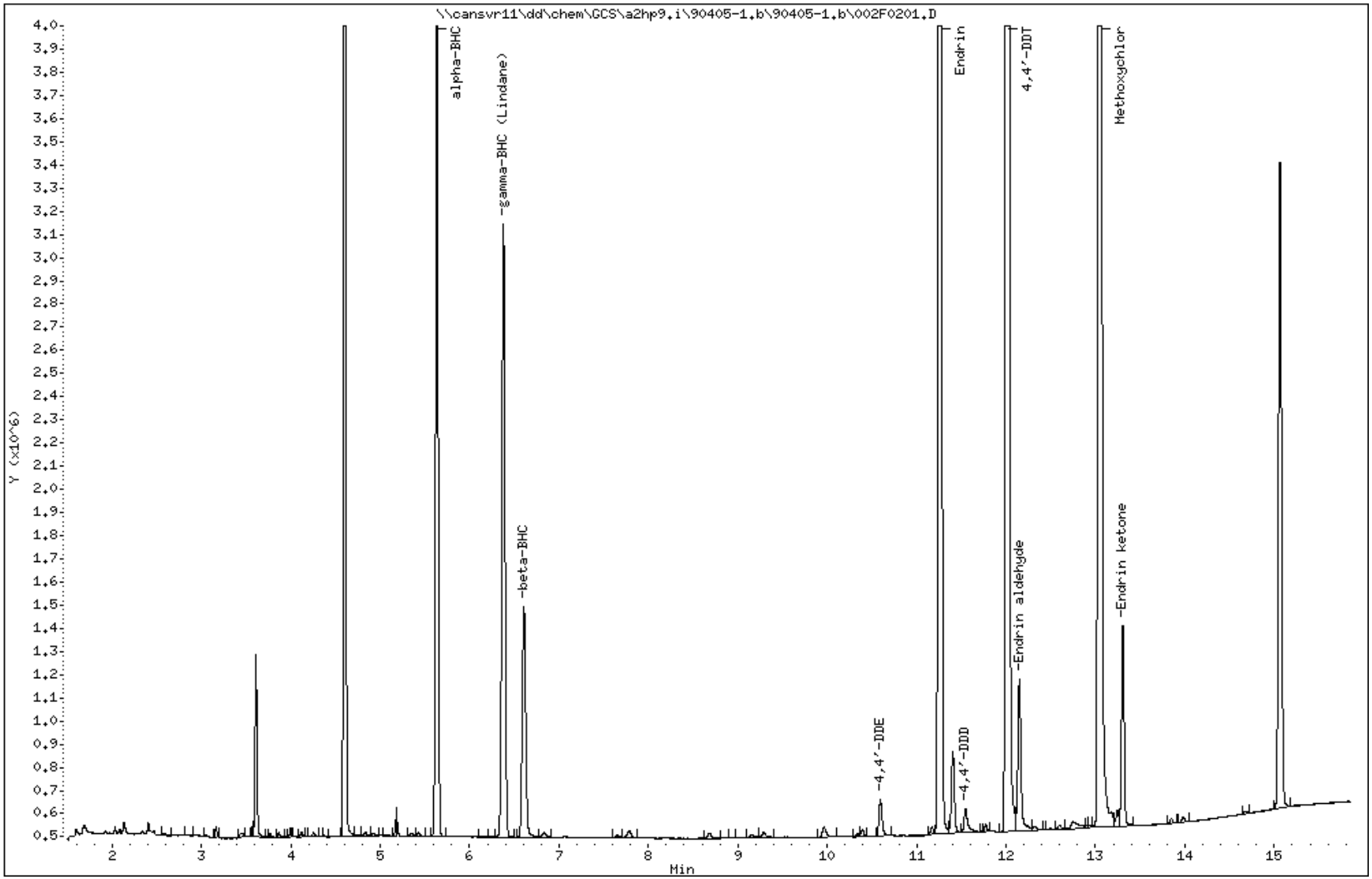

COMPOUNDS and EXP. RT REPORT

Operator: 093905 Date Acquired: 05-APR-2009 21:54
Data File: //cansvr11/dd/chem/GCS/a2hp9.i/90405-1.b/90405-1.b/002F0201.D
Lab Sample ID: PEM G087
Misc. Info: 12-PEM.SUB
Instrument: a2hp9.i
Method: \\cansvr11\dd\chem\GCS\a2hp9.i\90405-1.b\PEST9.m\PEST9r.m
Dilution Factor: 1

Compound	RT	Area	Amount	Conc
4) alpha-BHC	5.634	7023169	0.011	0.011
5) gamma-BHC (Lindane)	6.378	6297847	0.012	0.012
6) beta-BHC	6.607	2707781	0.011	0.011
16) 4,4'-DDE	10.594	396145	0.001	0.001
18) Endrin	11.260	21400653	0.058	0.058
21) 4,4'-DDD	11.546	302238	0.001	0.001
22) Endosulfan II	NOT DETECTED	Expected RT = 11.635		
24) 4,4'-DDT	12.015	42016402	0.167	0.167
25) Endrin aldehyde	12.149	1630573	0.005	0.005
26) Endosulfan sulfate	12.596	43044	0.000	0.000
27) Methoxychlor	13.048	40579831	0.305	0.305
29) Endrin ketone	13.306	1762264	0.005	0.005

TestAmerica North Canton

PESTICIDES 8081/608

Data file : \\cansvr11\dd\chem\GCS\a2hp9.i\90405-1.b\003F0301.D
Lab Smp Id: TOX1 F167
Inj Date : 05-APR-2009 22:16
Operator : 093905 Inst ID: a2hp9.i
Smp Info : TOX1 F167,,1,1
Misc Info : 16-TOXAPH.SUB
Comment :
Method : \\cansvr11\dd\chem\GCS\a2hp9.i\90405-1.b\PEST9.m
Meth Date : 06-Apr-2009 07:57 vandorenc Quant Type: ESTD
Cal Date : 05-APR-2009 22:16 Cal File: 003F0301.D
Als bottle: 3 Calibration Sample, Level: 1
Dil Factor: 1.00000
Integrator: Falcon Compound Sublist: 16-TOXAPH.SUB
Target Version: 4.14 Sample Matrix: None
Processing Host: CANPGCSV23

				AMOUNTS			
				CAL-AMT	ON-COL		
RT	EXP RT	DLT RT	RESPONSE	(ng)	(ng)	TARGET RANGE	RATIO
24 Toxaphene					CAS #: 8001-35-2		
9.957	9.957	0.000	990356	0.20000	0.2000	80.00- 120.00	100.00(M)
10.389	10.389	0.000	975088	0.20000	0.2000	114.04- 154.04	98.46
11.100	11.100	0.000	1299214	0.20000	0.2000	115.64- 155.64	131.19
11.243	11.243	0.000	1120295	0.20000	0.2000	52.78- 92.78	113.12
11.649	11.649	0.000	682212	0.20000	0.2000	69.36- 109.36	68.89
		Average of Peak Amounts =			0.20000		

QC Flag Legend

M - Compound response manually integrated.

Data File: \\cansvr11\dd\chem\GCS\a2hp9.i\90405-1.b\003F0301.D

Date : 05-APR-2009 22:16

Client ID:

Instrument: a2hp9.i

Sample Info: TOX1 F167,,1,1

Operator: 093905

Column phase: clp pesticides I

Column diameter: 0.53

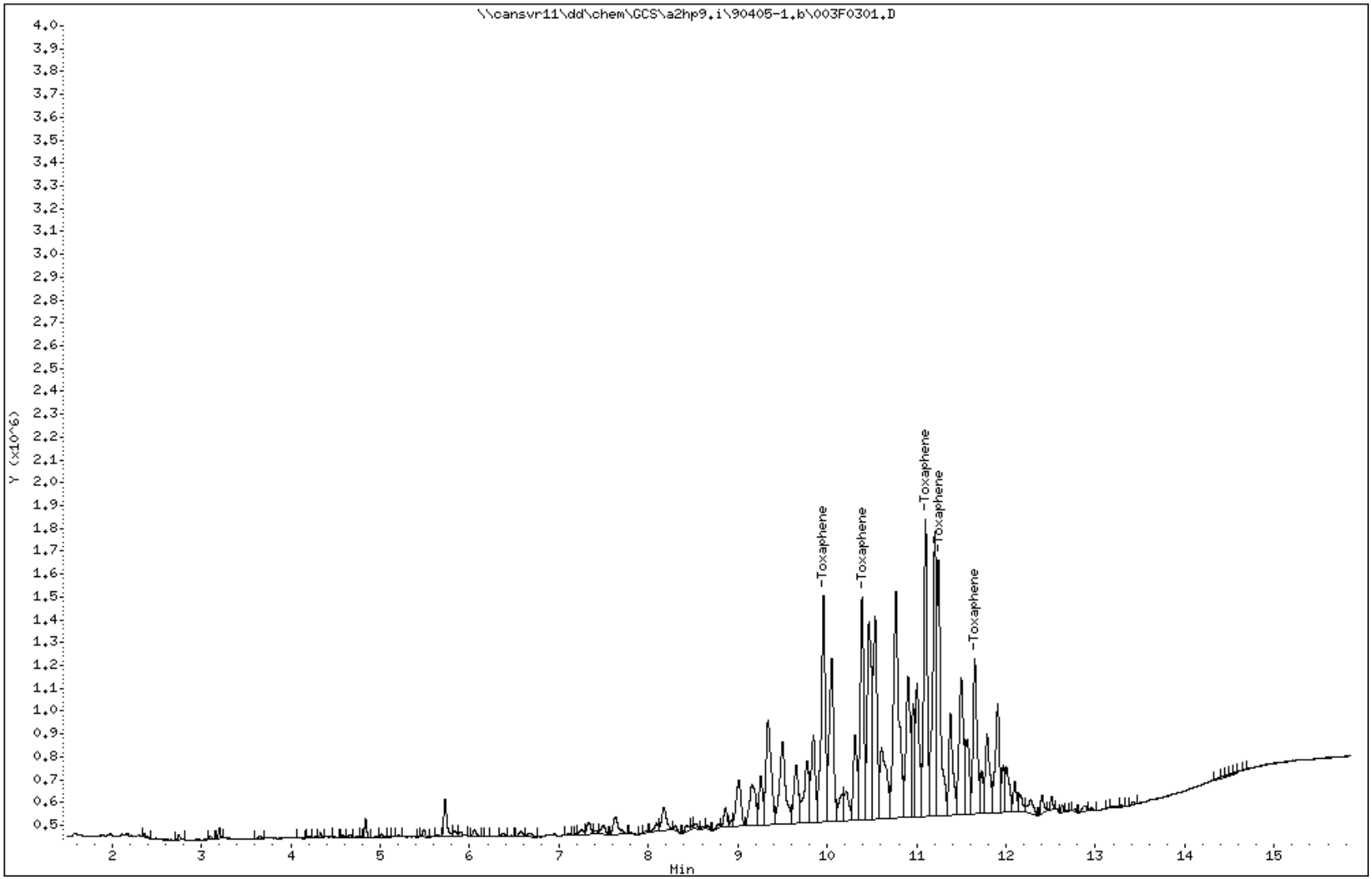

COMPOUNDS and EXP. RT REPORT

Operator: 093905 Date Acquired: 05-APR-2009 22:16
Data File: \\cansvr11\dd\chem\GCS\a2hp9.i\90405-1.b\003F0301.D
Lab Sample ID: TOX1 F167
Misc. Info: 16-TOXAPH.SUB
Instrument: a2hp9.i
Method: \\cansvr11\dd\chem\GCS\a2hp9.i\90405-1.b\PEST9.m
Dilution Factor: 1

Compound	RT	Area	Amount	Conc
24) Toxaphene	9.958	3200216	0.200	0.200

Data File Name: 003F0301.D
Inj. Date and Time: 05-APR-2009 22:16
Instrument ID: a2hp9.i
Client ID:
Compound Name: Toxaphene
CAS #: 8001-35-2
Report Date: 04/06/2009

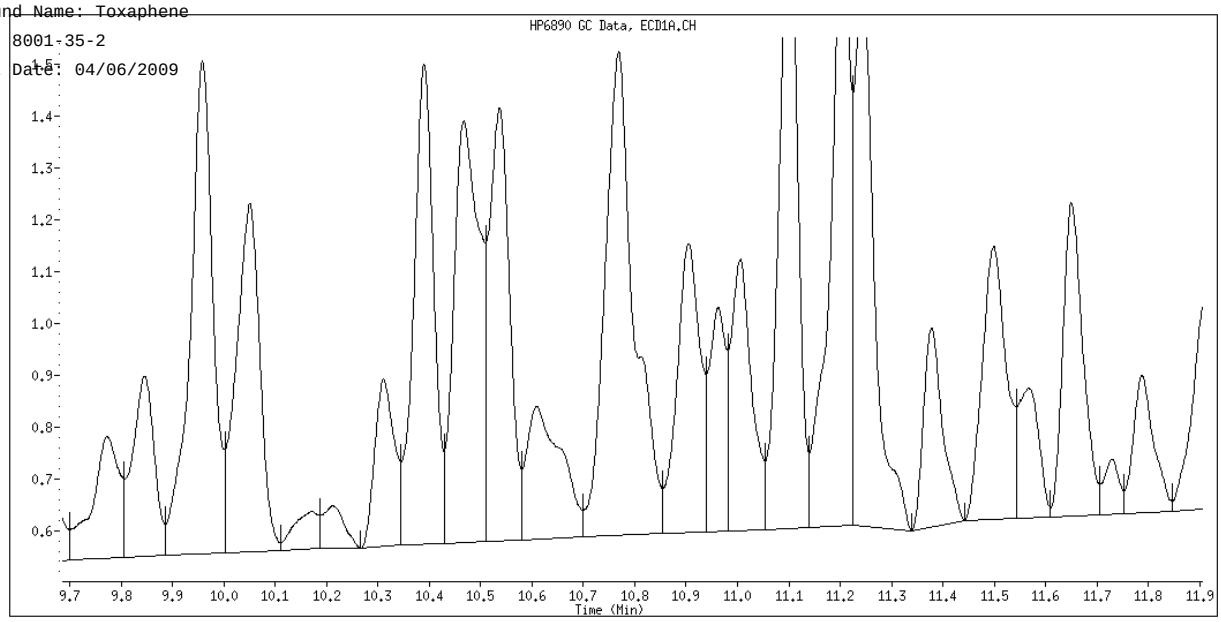

Original Integration

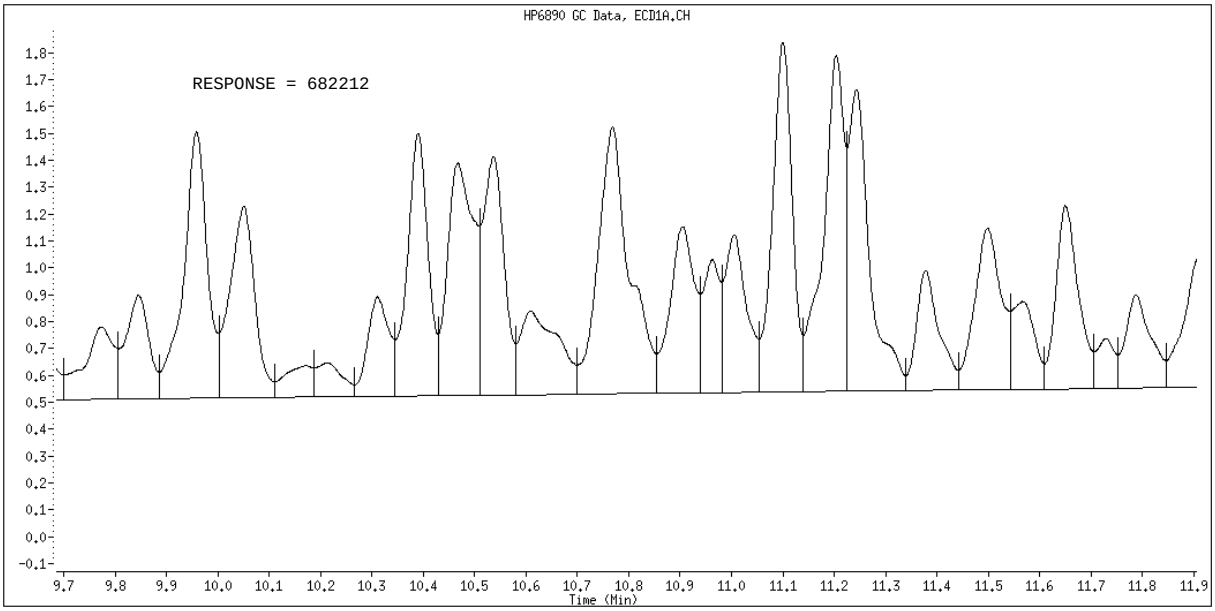

Manual Integration

Manually Integrated By: vandorenc
Manual Integration Reason: Manually Assigned

TestAmerica North Canton

PESTICIDES 8081/608

Data file : \\cansvr11\dd\chem\GCS\a2hp9.i\90405-1.b\004F0401.D
Lab Smp Id: TOX2 F167
Inj Date : 05-APR-2009 22:39
Operator : 093905 Inst ID: a2hp9.i
Smp Info : TOX2 F167,,1,2
Misc Info : 16-TOXAPH.SUB
Comment :
Method : \\cansvr11\dd\chem\GCS\a2hp9.i\90405-1.b\PEST9.m
Meth Date : 06-Apr-2009 08:01 vandorenc Quant Type: ESTD
Cal Date : 05-APR-2009 22:39 Cal File: 004F0401.D
Als bottle: 4 Calibration Sample, Level: 2
Dil Factor: 1.00000
Integrator: Falcon Compound Sublist: 16-TOXAPH.SUB
Target Version: 4.14 Sample Matrix: None
Processing Host: CANPGCSV23

				AMOUNTS			
				CAL-AMT	ON-COL		
RT	EXP RT	DLT RT	RESPONSE	(ng)	(ng)	TARGET RANGE	RATIO
24 Toxaphene					CAS #: 8001-35-2		
9.960	9.960	0.000	2527826	0.50000	0.5052	80.00- 120.00	100.00
10.390	10.390	0.000	2514700	0.50000	0.5078	114.04- 154.04	99.48
11.102	11.102	0.000	3261272	0.50000	0.5010	115.64- 155.64	129.01
11.246	11.246	0.000	2915205	0.50000	0.5100	52.78- 92.78	115.32
11.651	11.651	0.000	1718297	0.50000	0.5019	69.36- 109.36	67.98
		Average of Peak Amounts =			0.50518		

Data File: \\cansvr11\dd\chem\GCS\a2hp9.i\90405-1.b\004F0401.D

Date : 05-APR-2009 22:39

Client ID:

Instrument: a2hp9.i

Sample Info: TOX2 F167,,1,2

Operator: 093905

Column phase: clp pesticides I

Column diameter: 0.53

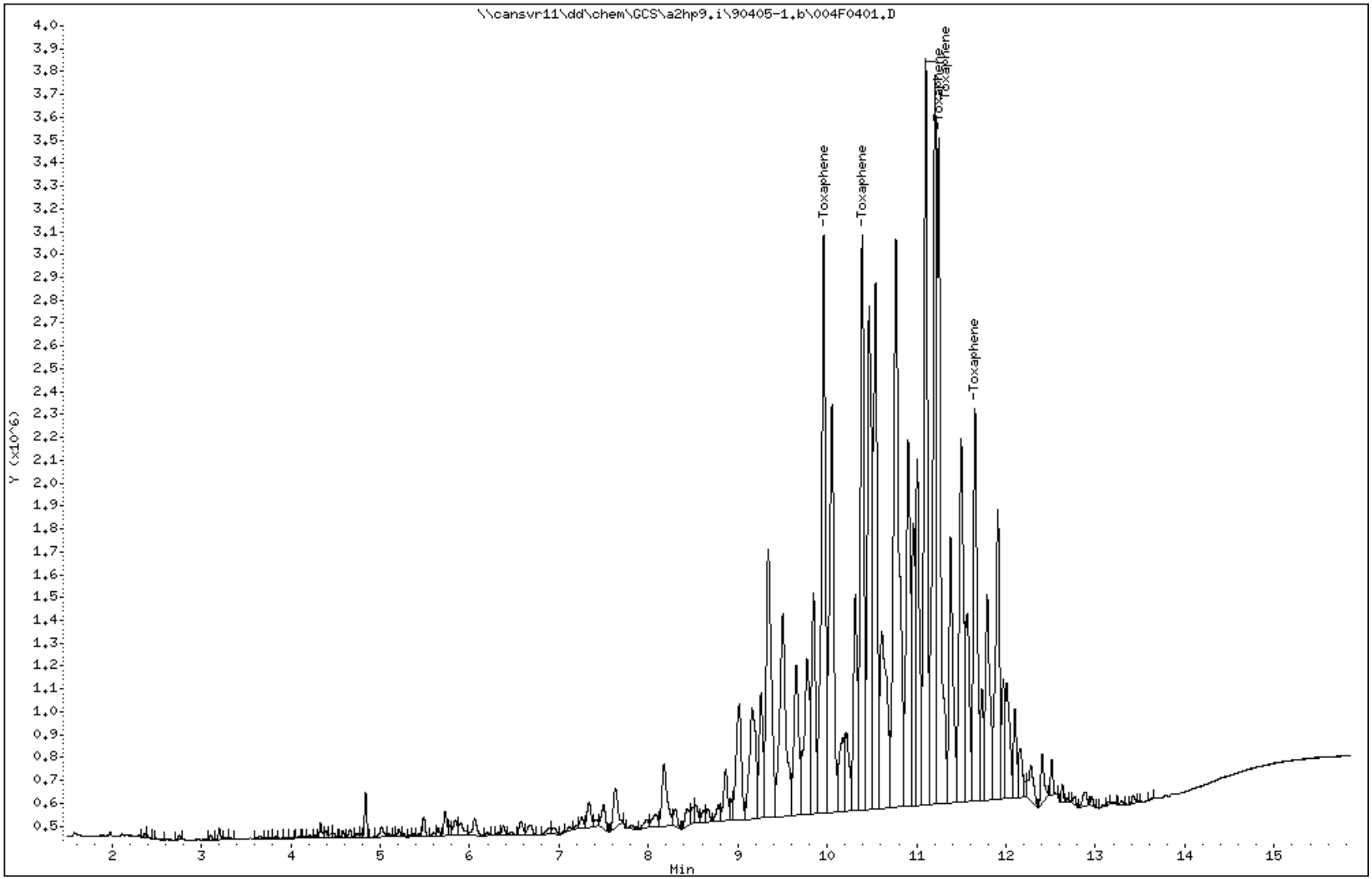

COMPOUNDS and EXP. RT REPORT

Operator: 093905 Date Acquired: 05-APR-2009 22:39
Data File: //cansvr11/dd/chem/GCS/a2hp9.i/90405-1.b/004F0401.D
Lab Sample ID: TOX2 F167
Misc. Info: 16-TOXAPH.SUB
Instrument: a2hp9.i
Method: \\cansvr11\dd\chem\GCS\a2hp9.i\90405-1.b\PEST9.m
Dilution Factor: 1

Compound	RT	Area	Amount	Conc
24) Toxaphene	9.961	8065685	0.505	0.505

TestAmerica North Canton

PESTICIDES 8081/608

Data file : \\cansvr11\dd\chem\GCS\a2hp9.i\90405-1.b\005F0501.D
Lab Smp Id: TOX3 F167
Inj Date : 05-APR-2009 23:01
Operator : 093905 Inst ID: a2hp9.i
Smp Info : TOX3 F167,,1,3
Misc Info : 16-TOXAPH.SUB
Comment :
Method : \\cansvr11\dd\chem\GCS\a2hp9.i\90405-1.b\PEST9.m
Meth Date : 06-Apr-2009 08:01 vandorenc Quant Type: ESTD
Cal Date : 05-APR-2009 23:01 Cal File: 005F0501.D
Als bottle: 5 Calibration Sample, Level: 3
Dil Factor: 1.00000
Integrator: Falcon Compound Sublist: 16-TOXAPH.SUB
Target Version: 4.14 Sample Matrix: None
Processing Host: CANPGCSV23

				AMOUNTS			
				CAL-AMT	ON-COL		
RT	EXP RT	DLT RT	RESPONSE	(ng)	(ng)	TARGET RANGE	RATIO
24 Toxaphene					CAS #: 8001-35-2		
9.960	9.960	0.000	4858541	1.00000	0.9805	80.00- 120.00	100.00
10.392	10.392	0.000	4883957	1.00000	0.9907	114.04- 154.04	100.52
11.103	11.103	0.000	6251210	1.00000	0.9732	115.64- 155.64	128.66
11.245	11.245	0.000	5550621	1.00000	0.9805	52.78- 92.78	114.24
11.652	11.652	0.000	3350472	1.00000	0.9856	69.36- 109.36	68.96
		Average of Peak Amounts =			0.98210		

Data File: \\cansvr11\dd\chem\GCS\a2hp9.i\90405-1.b\005F0501.D

Date : 05-APR-2009 23:01

Client ID:

Instrument: a2hp9.i

Sample Info: TOX3 F167,,1,3

Operator: 093905

Column phase: clp pesticides I

Column diameter: 0.53

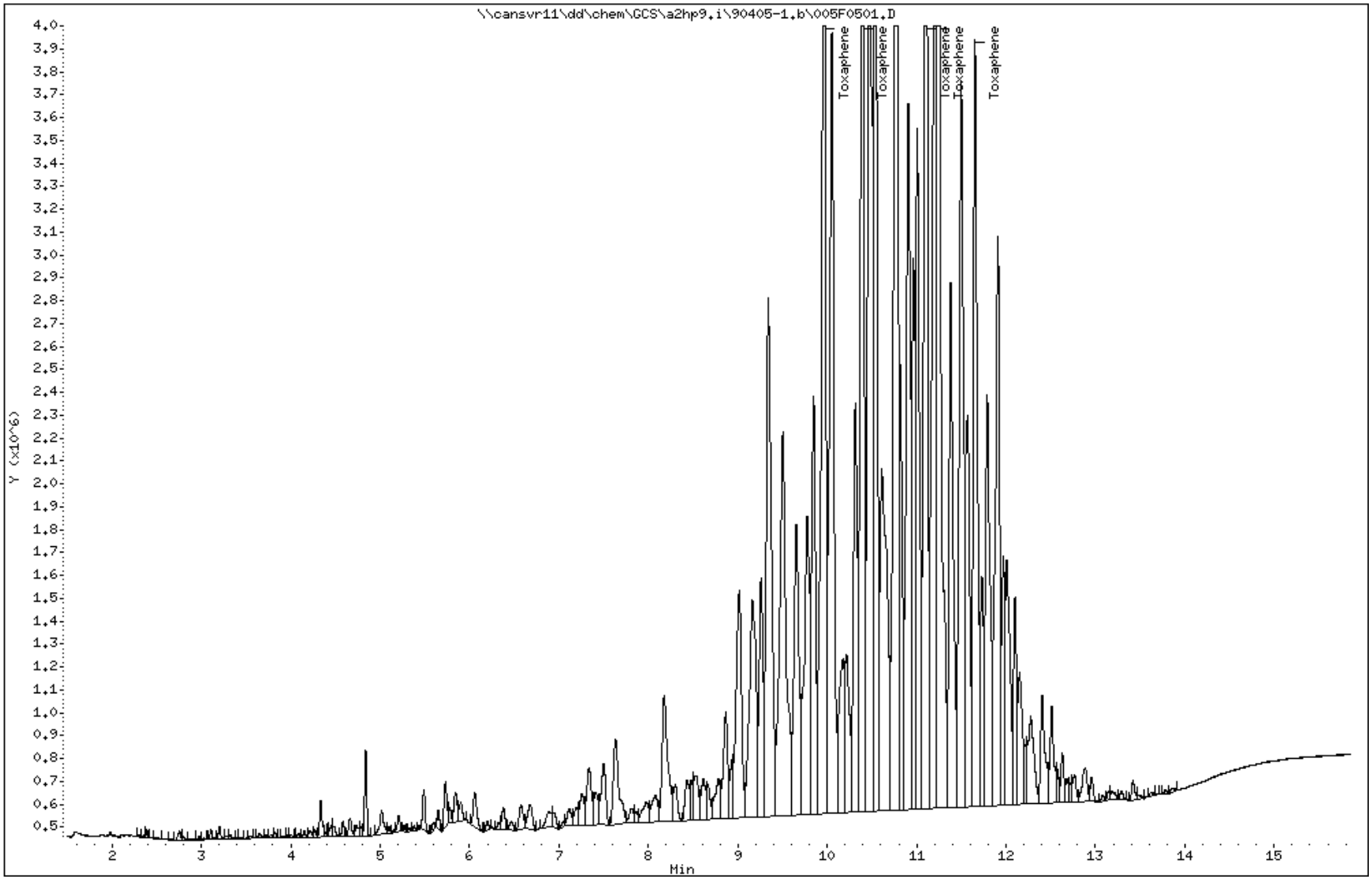

COMPOUNDS and EXP. RT REPORT

Operator: 093905 Date Acquired: 05-APR-2009 23:01
Data File: //cansvr11/dd/chem/GCS/a2hp9.i/90405-1.b/005F0501.D
Lab Sample ID: TOX3 F167
Misc. Info: 16-TOXAPH.SUB
Instrument: a2hp9.i
Method: \\cansvr11\dd\chem\GCS\a2hp9.i\90405-1.b\PEST9.m
Dilution Factor: 1

Compound	RT	Area	Amount	Conc
24) Toxaphene	9.961	15380654	0.980	0.980

TestAmerica North Canton

PESTICIDES 8081/608

Data file : \\cansvr11\dd\chem\GCS\a2hp9.i\90405-1.b\006F0601.D
Lab Smp Id: TOX4 F167
Inj Date : 05-APR-2009 23:24
Operator : 093905 Inst ID: a2hp9.i
Smp Info : TOX4 F167,,1,4
Misc Info : 16-TOXAPH.SUB
Comment :
Method : \\cansvr11\dd\chem\GCS\a2hp9.i\90405-1.b\PEST9.m
Meth Date : 06-Apr-2009 08:01 vandorenc Quant Type: ESTD
Cal Date : 05-APR-2009 23:24 Cal File: 006F0601.D
Als bottle: 6 Calibration Sample, Level: 4
Dil Factor: 1.00000
Integrator: Falcon Compound Sublist: 16-TOXAPH.SUB
Target Version: 4.14 Sample Matrix: None
Processing Host: CANPGCSV23

				AMOUNTS			
				CAL-AMT	ON-COL		
RT	EXP RT	DLT RT	RESPONSE	(ng)	(ng)	TARGET RANGE	RATIO
24 Toxaphene					CAS #: 8001-35-2		
9.959	9.959	0.000	11680146	2.00000	2.137	80.00- 120.00	100.00(M)
10.390	10.390	0.000	11914002	2.00000	2.173	114.04- 154.04	102.00
11.100	11.100	0.000	14688824	2.00000	2.111	115.64- 155.64	125.76
11.244	11.244	0.000	13340847	2.00000	2.153	52.78- 92.78	114.22
11.652	11.652	0.000	7956297	2.00000	2.130	69.36- 109.36	68.12
		Average of Peak Amounts =			2.14080		

QC Flag Legend

M - Compound response manually integrated.

Data File: \\cansvr11\dd\chem\GCS\a2hp9.i\90405-1.b\006F0601.D

Date : 05-APR-2009 23:24

Client ID:

Instrument: a2hp9.i

Sample Info: TOX4 F167,,1,4

Operator: 093905

Column phase: clp pesticides I

Column diameter: 0.53

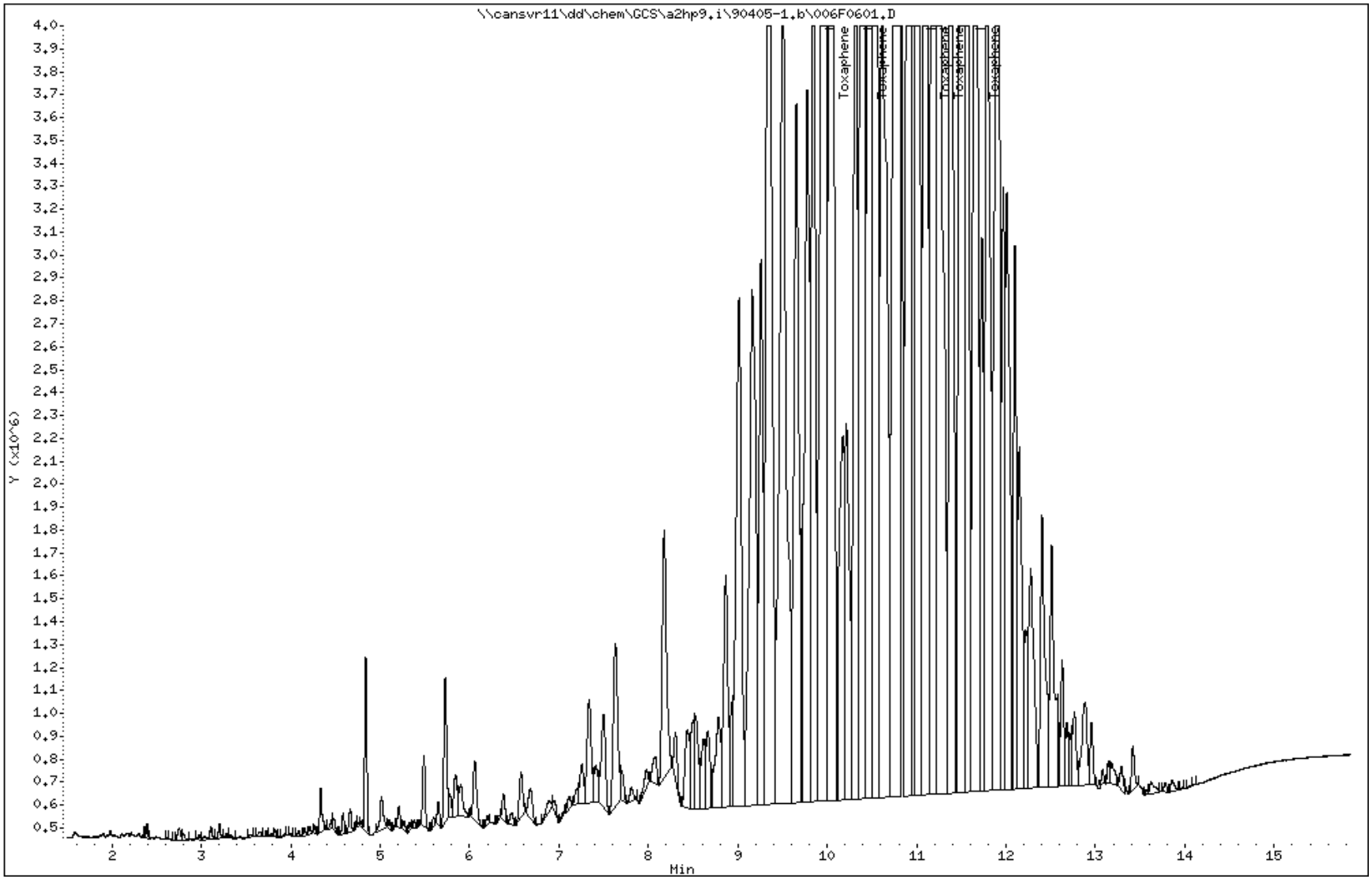

COMPOUNDS and EXP. RT REPORT

Operator: 093905 Date Acquired: 05-APR-2009 23:24
Data File: \\cansvr11\dd\chem\GCS\a2hp9.i\90405-1.b\006F0601.D
Lab Sample ID: TOX4 F167
Misc. Info: 16-TOXAPH.SUB
Instrument: a2hp9.i
Method: \\cansvr11\dd\chem\GCS\a2hp9.i\90405-1.b\PEST9.m
Dilution Factor: 1

Compound	RT	Area	Amount	Conc
24) Toxaphene	9.960	36454194	2.137	2.137

Data File Name: 006F0601.D
Inj. Date and Time: 05-APR-2009 23:24
Instrument ID: a2hp9.i
Client ID:
Compound Name: Toxaphene
CAS #: 8001-35-2
Report Date: 04/06/2009

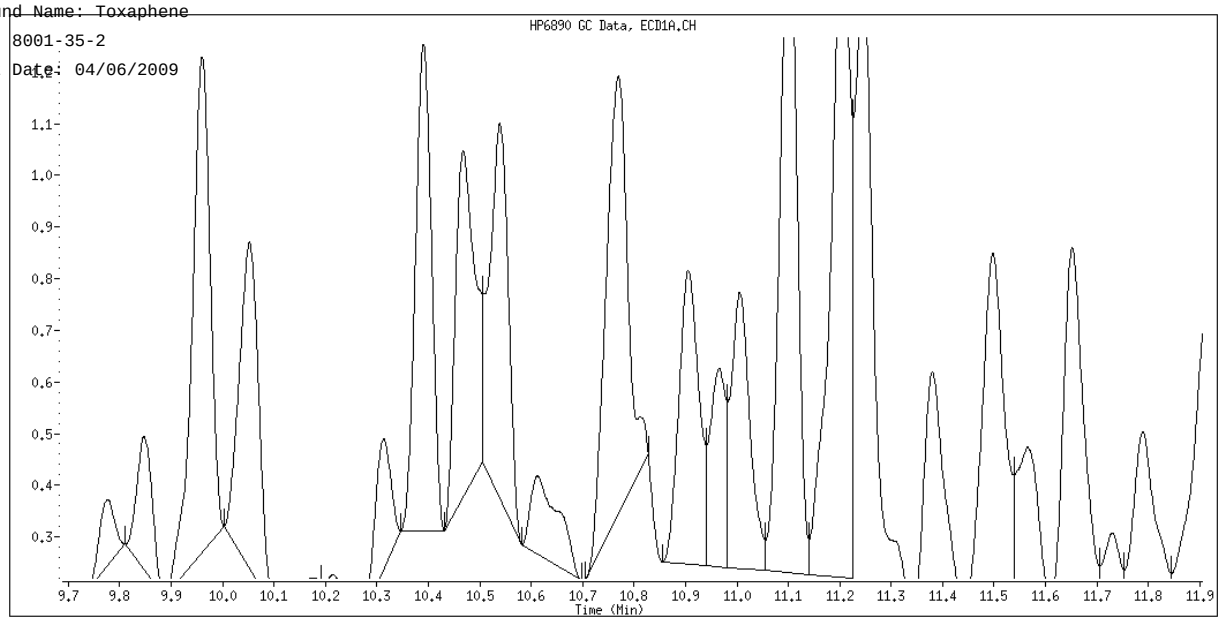

Original Integration

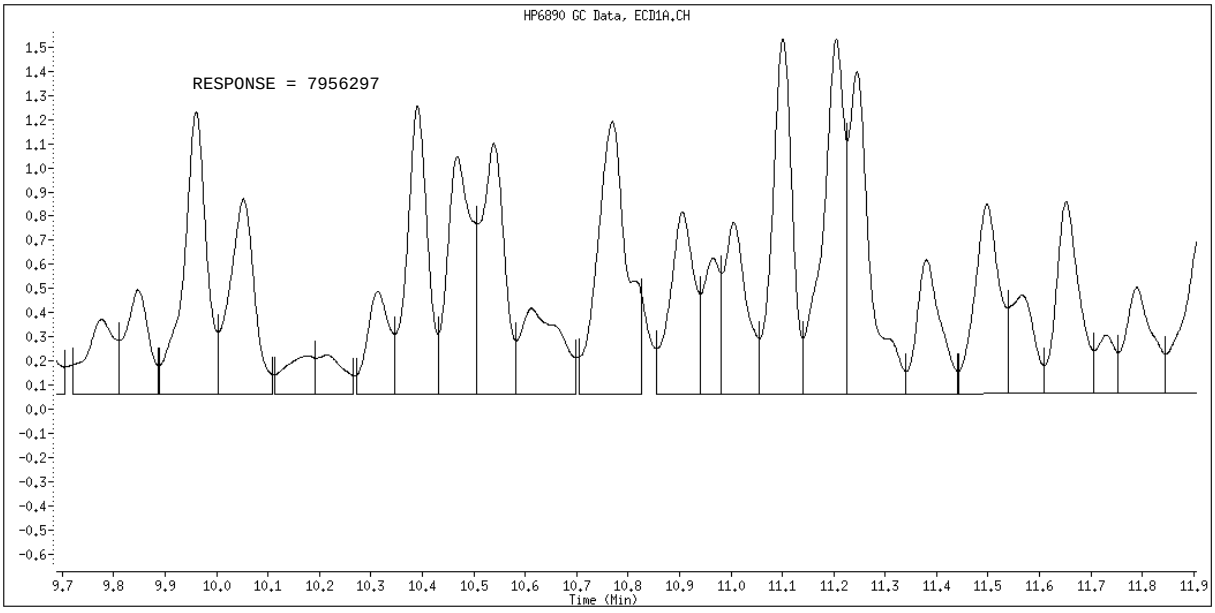

Manual Integration

Manually Integrated By: vandorenc
Manual Integration Reason: Baseline Event

TestAmerica North Canton

PESTICIDES 8081/608

Data file : \\cansvr11\dd\chem\GCS\a2hp9.i\90405-1.b\007F0701.D
Lab Smp Id: TOX5 F167
Inj Date : 05-APR-2009 23:46
Operator : 093905 Inst ID: a2hp9.i
Smp Info : TOX5 F167,,1,5
Misc Info : 16-TOXAPH.SUB
Comment :
Method : \\cansvr11\dd\chem\GCS\a2hp9.i\90405-1.b\PEST9.m
Meth Date : 06-Apr-2009 08:01 vandorenc Quant Type: ESTD
Cal Date : 05-APR-2009 23:46 Cal File: 007F0701.D
Als bottle: 7 Calibration Sample, Level: 5
Dil Factor: 1.00000
Integrator: Falcon Compound Sublist: 16-TOXAPH.SUB
Target Version: 4.14 Sample Matrix: None
Processing Host: CANPGCSV23

				AMOUNTS			
				CAL-AMT	ON-COL		
RT	EXP RT	DLT RT	RESPONSE	(ng)	(ng)	TARGET RANGE	RATIO
24 Toxaphene					CAS #: 8001-35-2		
9.961	9.961	0.000	33093215	5.00000	6.293	80.00- 120.00	100.00
10.391	10.391	0.000	33319455	5.00000	6.367	114.04- 154.04	100.68
11.101	11.101	0.000	40909995	5.00000	6.022	115.64- 155.64	123.62
11.245	11.245	0.000	36660317	5.00000	6.057	52.78- 92.78	110.78
11.651	11.651	0.000	22518813	5.00000	6.217	69.36- 109.36	68.05
		Average of Peak Amounts =			6.19120		

Data File: \\cansvr11\dd\chem\GCS\a2hp9.i\90405-1.b\007F0701.D

Page 1

Date : 05-APR-2009 23:46

Client ID:

Instrument: a2hp9.i

Sample Info: TOX5 F167,,1,5

Operator: 093905

Column phase: clp pesticides I

Column diameter: 0.53

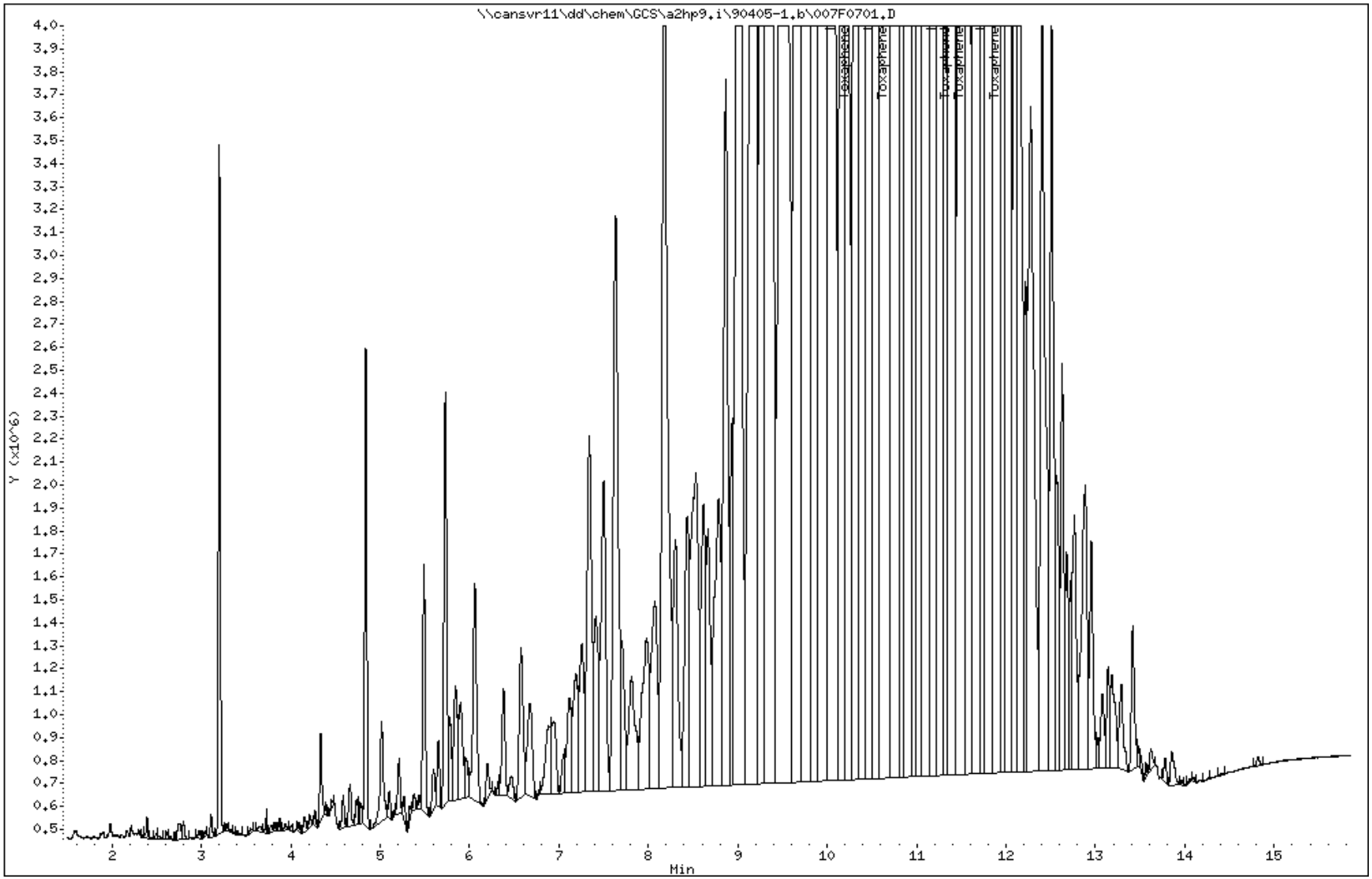

COMPOUNDS and EXP. RT REPORT

Operator: 093905 Date Acquired: 05-APR-2009 23:46
Data File: //cansvr11/dd/chem/GCS/a2hp9.i/90405-1.b/007F0701.D
Lab Sample ID: TOX5 F167
Misc. Info: 16-TOXAPH.SUB
Instrument: a2hp9.i
Method: \\cansvr11\dd\chem\GCS\a2hp9.i\90405-1.b\PEST9.m
Dilution Factor: 1

Compound	RT	Area	Amount	Conc
24) Toxaphene	9.961	104488800	6.293	6.293

TestAmerica North Canton

PESTICIDES 8081/608

Data file : \\cansvr11\dd\chem\GCS\a2hp9.i\90405-1.b\008F0801.D
Lab Smp Id: TC1 G025
Inj Date : 06-APR-2009 00:08
Operator : 093905 Inst ID: a2hp9.i
Smp Info : TC1 G025,,1,1
Misc Info : 15-TECHLOR.SUB
Comment :
Method : \\cansvr11\dd\chem\GCS\a2hp9.i\90405-1.b\PEST9.m
Meth Date : 06-Apr-2009 08:06 vandorenc Quant Type: ESTD
Cal Date : 06-APR-2009 00:08 Cal File: 008F0801.D
Als bottle: 8 Calibration Sample, Level: 1
Dil Factor: 1.00000
Integrator: Falcon Compound Sublist: 15-TECHLOR.SUB
Target Version: 4.14 Sample Matrix: None
Processing Host: CANPGCSV23

				AMOUNTS			
				CAL-AMT	ON-COL		
RT	EXP RT	DLT RT	RESPONSE	(ng)	(ng)	TARGET RANGE	RATIO
9 Tech Chlordane					CAS #: 57-74-9		
5.503	5.503	0.000	197089	0.02000	0.02070	0.00- 20.00	100.00(M)
6.501	6.501	0.000	160637	0.02000	0.02226	0.00- 20.00	81.50
7.909	7.909	0.000	314783	0.02000	0.02000	0.00- 20.00	159.72
8.219	8.219	0.000	505799	0.02000	0.01963	0.00- 20.00	256.63
		Average of Peak Amounts =			0.02065		

QC Flag Legend

M - Compound response manually integrated.

Data File: \\cansvr11\dd\chem\GCS\a2hp9.i\90405-1.b\008F0801.D

Date : 06-APR-2009 00:08

Client ID:

Instrument: a2hp9.i

Sample Info: TC1 G025,,1,1

Operator: 093905

Column phase: clp pesticides I

Column diameter: 0.53

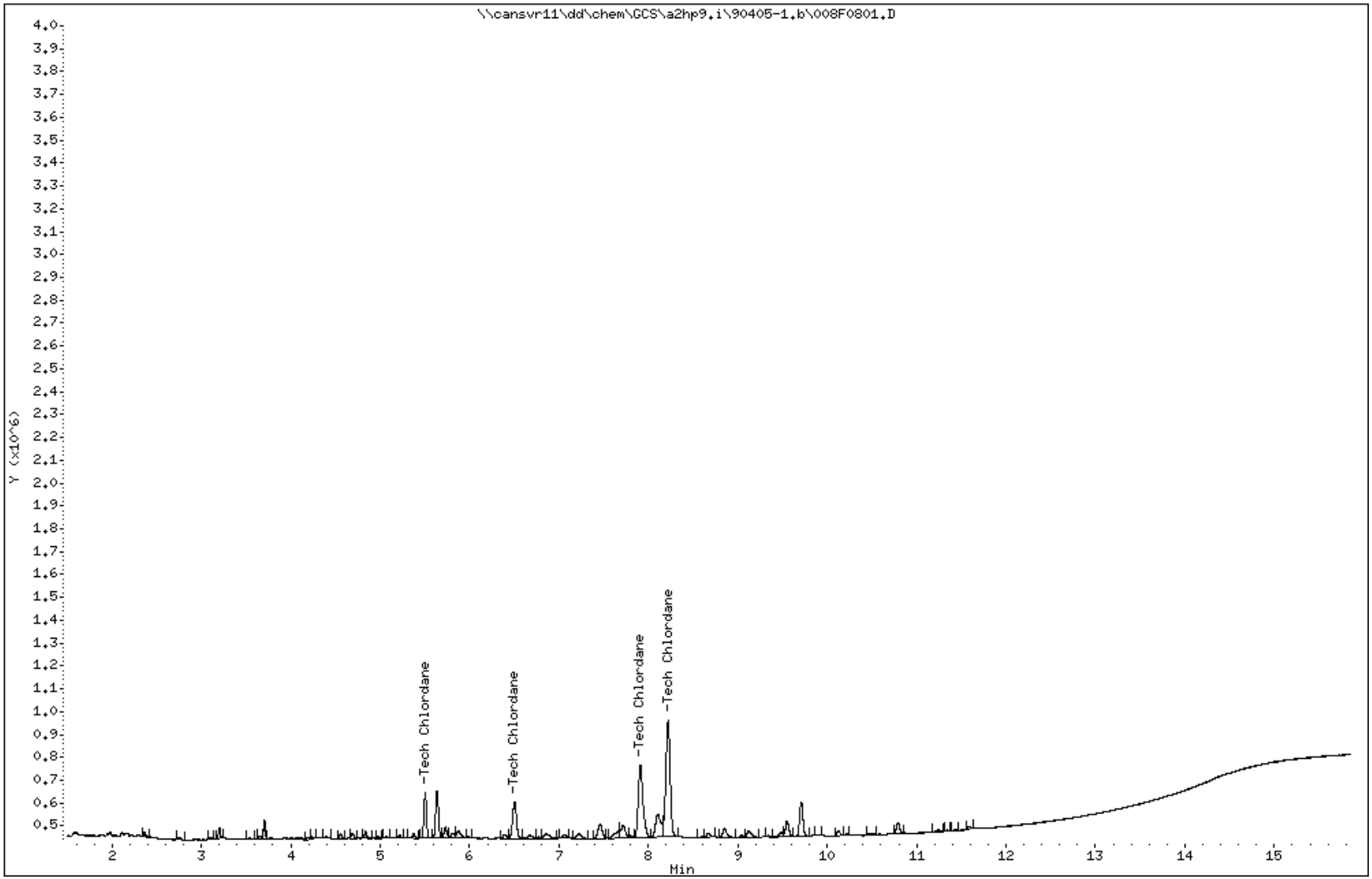

COMPOUNDS and EXP. RT REPORT

Operator: 093905 Date Acquired: 06-APR-2009 00:08
Data File: \\cansvr11\dd\chem\GCS\a2hp9.i\90405-1.b\008F0801.D
Lab Sample ID: TC1 G025
Misc. Info: 15-TECHLOR.SUB
Instrument: a2hp9.i
Method: \\cansvr11\dd\chem\GCS\a2hp9.i\90405-1.b\PEST9.m
Dilution Factor: 1

Compound	RT	Area	Amount	Conc
9) Tech Chlordane	5.504	401083	0.021	0.021

Data File Name: 008F0801.D
Inj. Date and Time: 06-APR-2009 00:08
Instrument ID: a2hp9.i
Client ID:
Compound Name: Tech Chlordane
CAS #: 57-74-9
Report Date: 04/06/2009

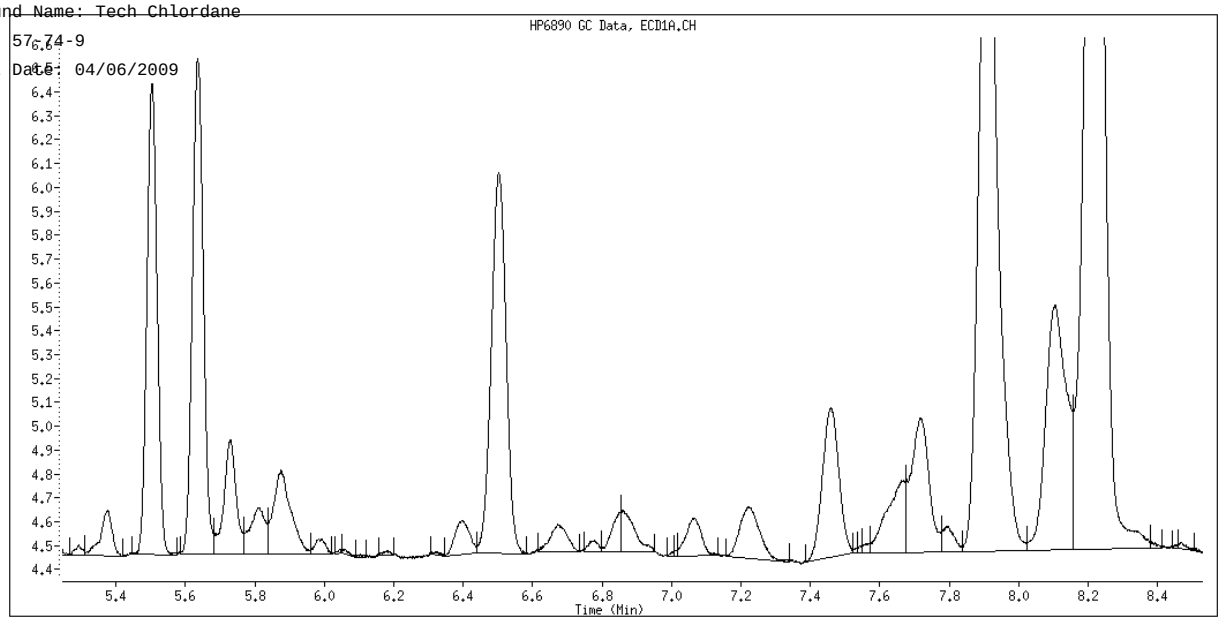

Original Integration

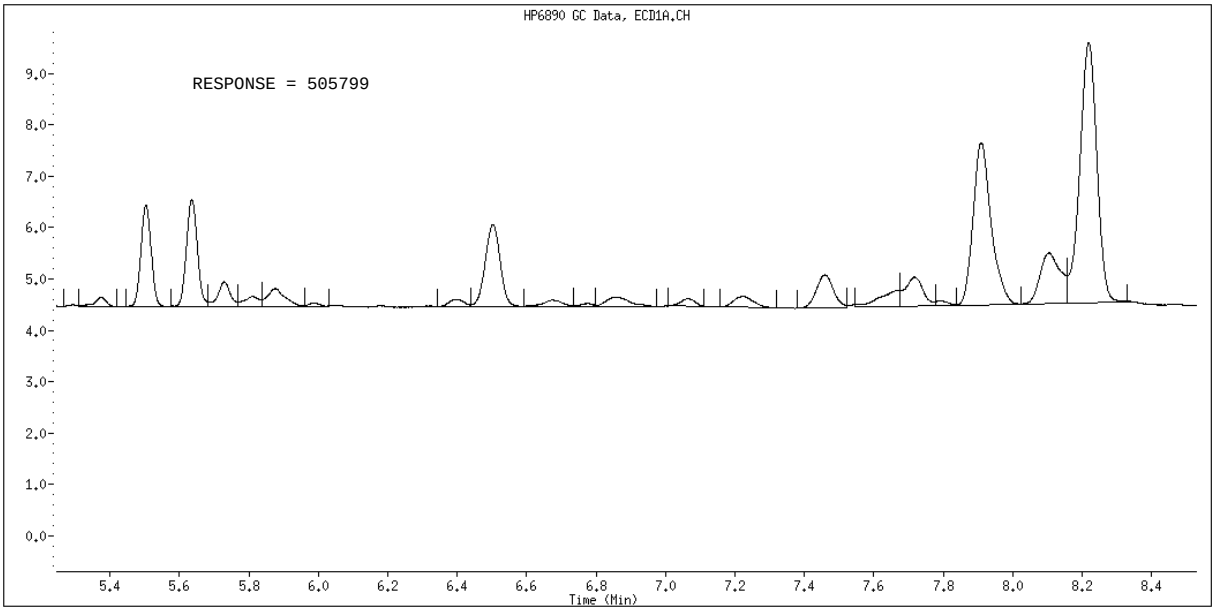

Manual Integration

Manually Integrated By: vandorenc
Manual Integration Reason: Manually Assigned

TestAmerica North Canton

PESTICIDES 8081/608

Data file : \\cansvr11\dd\chem\GCS\a2hp9.i\90405-1.b\009F0901.D
Lab Smp Id: TC2 G025
Inj Date : 06-APR-2009 00:31
Operator : 093905 Inst ID: a2hp9.i
Smp Info : TC2 G025,,1,2
Misc Info : 15-TECHLOR.SUB
Comment :
Method : \\cansvr11\dd\chem\GCS\a2hp9.i\90405-1.b\PEST9.m
Meth Date : 06-Apr-2009 08:09 vandorenc Quant Type: ESTD
Cal Date : 06-APR-2009 00:31 Cal File: 009F0901.D
Als bottle: 9 Calibration Sample, Level: 2
Dil Factor: 1.00000
Integrator: Falcon Compound Sublist: 15-TECHLOR.SUB
Target Version: 4.14 Sample Matrix: None
Processing Host: CANPGCSV23

				AMOUNTS			
				CAL-AMT	ON-COL		
RT	EXP RT	DLT RT	RESPONSE	(ng)	(ng)	TARGET RANGE	RATIO
9 Tech Chlordane					CAS #: 57-74-9		
5.503	5.503	0.000	489423	0.05000	0.05141	0.00- 20.00	100.00
6.501	6.501	0.000	380132	0.05000	0.05268	0.00- 20.00	77.67
7.908	7.908	0.000	791464	0.05000	0.05014	0.00- 20.00	161.71
8.219	8.219	0.000	1280886	0.05000	0.04972	0.00- 20.00	261.71
		Average of Peak Amounts =			0.05099		

Data File: \\cansvr11\dd\chem\GCS\a2hp9.i\90405-1.b\009F0901.D

Date : 06-APR-2009 00:31

Client ID:

Instrument: a2hp9.i

Sample Info: TC2 G025,,1,2

Operator: 093905

Column phase: clp pesticides I

Column diameter: 0.53

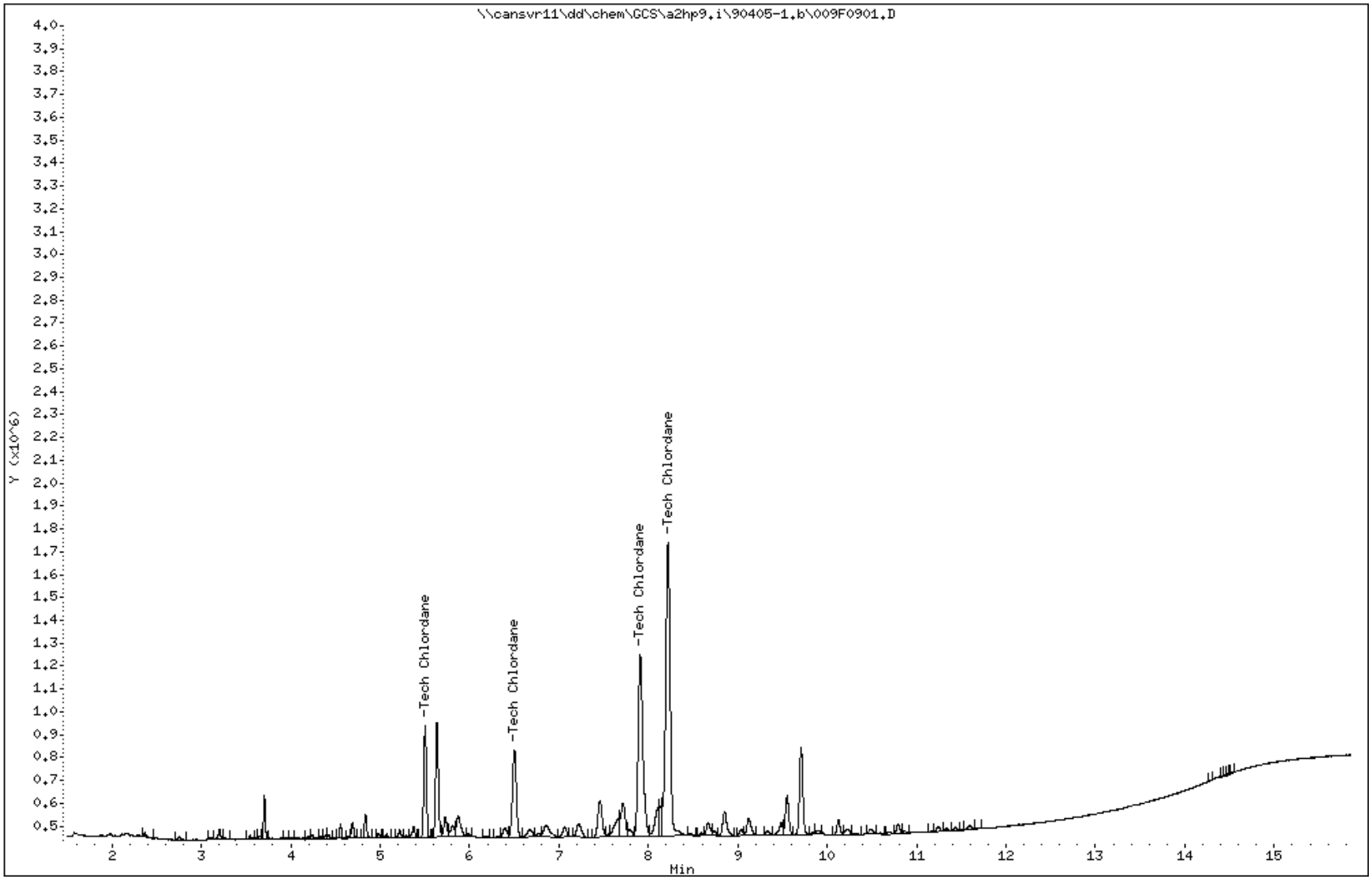

COMPOUNDS and EXP. RT REPORT

Operator: 093905 Date Acquired: 06-APR-2009 00:31
Data File: //cansvr11/dd/chem/GCS/a2hp9.i/90405-1.b/009F0901.D
Lab Sample ID: TC2 G025
Misc. Info: 15-TECHLOR.SUB
Instrument: a2hp9.i
Method: \\cansvr11\dd\chem\GCS\a2hp9.i\90405-1.b\PEST9.m
Dilution Factor: 1

Compound	RT	Area	Amount	Conc
9) Tech Chlordane	5.503	1000682	0.051	0.051

TestAmerica North Canton

PESTICIDES 8081/608

Data file : \\cansvr11\dd\chem\GCS\a2hp9.i\90405-1.b\010F1001.D
Lab Smp Id: TC3 G025
Inj Date : 06-APR-2009 00:53
Operator : 093905 Inst ID: a2hp9.i
Smp Info : TC3 G025,,1,3
Misc Info : 15-TECHLOR.SUB
Comment :
Method : \\cansvr11\dd\chem\GCS\a2hp9.i\90405-1.b\PEST9.m
Meth Date : 06-Apr-2009 08:09 vandorenc Quant Type: ESTD
Cal Date : 06-APR-2009 00:53 Cal File: 010F1001.D
Als bottle: 10 Calibration Sample, Level: 3
Dil Factor: 1.00000
Integrator: Falcon Compound Sublist: 15-TECHLOR.SUB
Target Version: 4.14 Sample Matrix: None
Processing Host: CANPGCSV23

				AMOUNTS			
				CAL-AMT	ON-COL		
RT	EXP RT	DLT RT	RESPONSE	(ng)	(ng)	TARGET RANGE	RATIO
9 Tech Chlordane					CAS #: 57-74-9		
5.503	5.503	0.000	943488	0.10000	0.09910	0.00- 20.00	100.00
6.502	6.502	0.000	741894	0.10000	0.1028	0.00- 20.00	78.63
7.910	7.910	0.000	1637991	0.10000	0.1025	0.00- 20.00	173.61
8.220	8.220	0.000	2661394	0.10000	0.1033	0.00- 20.00	282.08
		Average of Peak Amounts =			0.10193		

Data File: \\cansvr11\dd\chem\GCS\a2hp9.i\90405-1.b\010F1001.D

Date : 06-APR-2009 00:53

Client ID:

Instrument: a2hp9.i

Sample Info: TC3 G025,,1,3

Operator: 093905

Column phase: clp pesticides I

Column diameter: 0.53

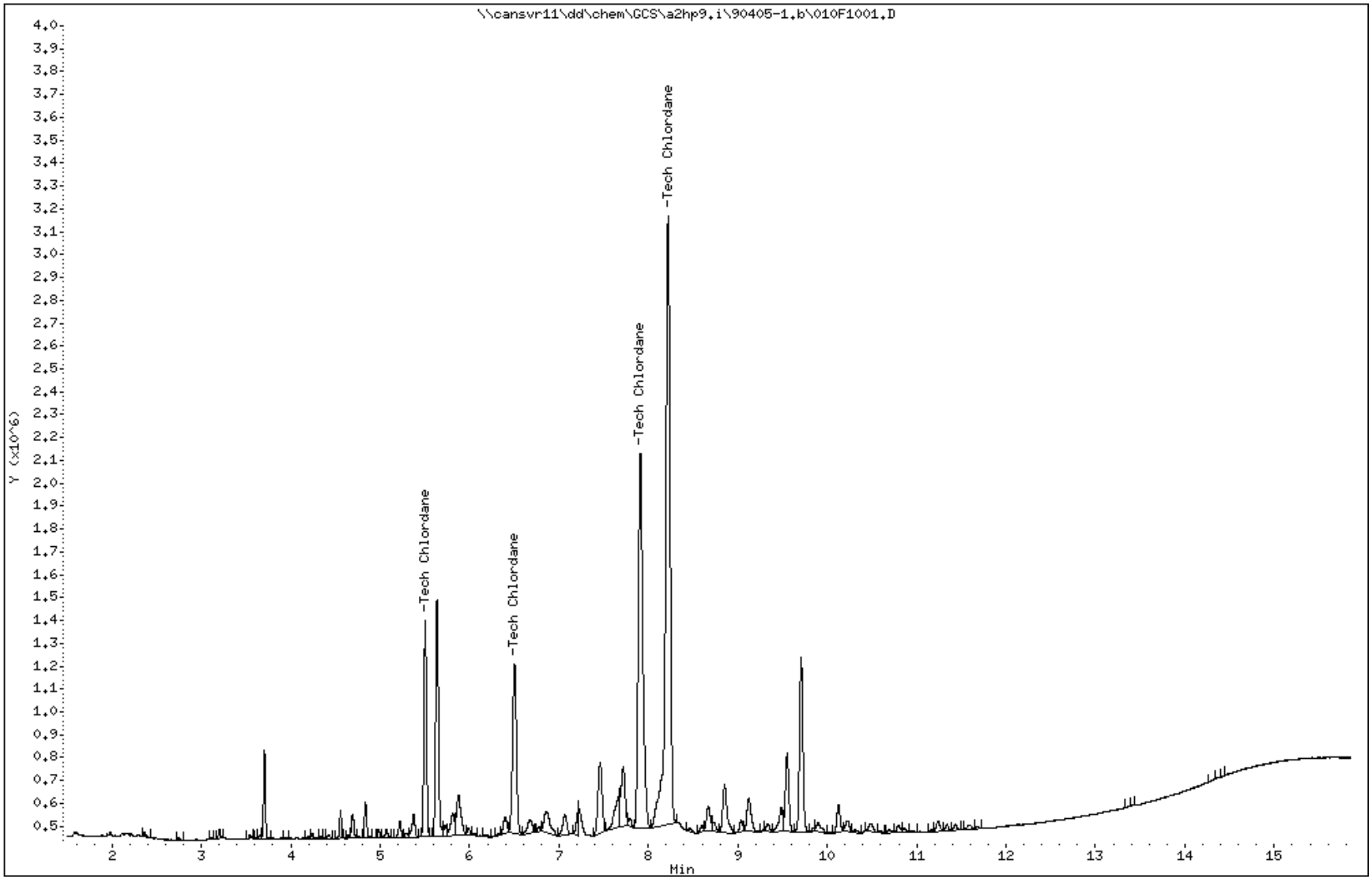

COMPOUNDS and EXP. RT REPORT

Operator: 093905 Date Acquired: 06-APR-2009 00:53
Data File: //cansvr11/dd/chem/GCS/a2hp9.i/90405-1.b/010F1001.D
Lab Sample ID: TC3 G025
Misc. Info: 15-TECHLOR.SUB
Instrument: a2hp9.i
Method: \\cansvr11\dd\chem\GCS\a2hp9.i\90405-1.b\PEST9.m
Dilution Factor: 1

Compound	RT	Area	Amount	Conc
9) Tech Chlordane	5.504	1914020	0.099	0.099

TestAmerica North Canton

PESTICIDES 8081/608

Data file : \\cansvr11\dd\chem\GCS\a2hp9.i\90405-1.b\011F1101.D
Lab Smp Id: TC4 G025
Inj Date : 06-APR-2009 01:15
Operator : 093905 Inst ID: a2hp9.i
Smp Info : TC4 G025,,1,4
Misc Info : 15-TECHLOR.SUB
Comment :
Method : \\cansvr11\dd\chem\GCS\a2hp9.i\90405-1.b\PEST9.m
Meth Date : 06-Apr-2009 08:09 vandorenc Quant Type: ESTD
Cal Date : 06-APR-2009 01:15 Cal File: 011F1101.D
Als bottle: 11 Calibration Sample, Level: 4
Dil Factor: 1.00000
Integrator: Falcon Compound Sublist: 15-TECHLOR.SUB
Target Version: 4.14 Sample Matrix: None
Processing Host: CANPGCSV23

				AMOUNTS			
				CAL-AMT	ON-COL		
RT	EXP RT	DLT RT	RESPONSE	(ng)	(ng)	TARGET RANGE	RATIO
9 Tech Chlordane					CAS #: 57-74-9		
5.503	5.503	0.000	1820837	0.20000	0.1912	0.00- 20.00	100.00
6.502	6.502	0.000	1372867	0.20000	0.1902	0.00- 20.00	75.40
7.909	7.909	0.000	3278300	0.20000	0.2038	0.00- 20.00	180.04
8.220	8.220	0.000	5256160	0.20000	0.2040	0.00- 20.00	288.67
		Average of Peak Amounts =			0.19730		

Data File: \\cansvr11\dd\chem\GCS\a2hp9.i\90405-1.b\011F1101.D

Page 1

Date : 06-APR-2009 01:15

Client ID:

Instrument: a2hp9.i

Sample Info: TC4 G025,,1,4

Operator: 093905

Column phase: clp pesticides I

Column diameter: 0.53

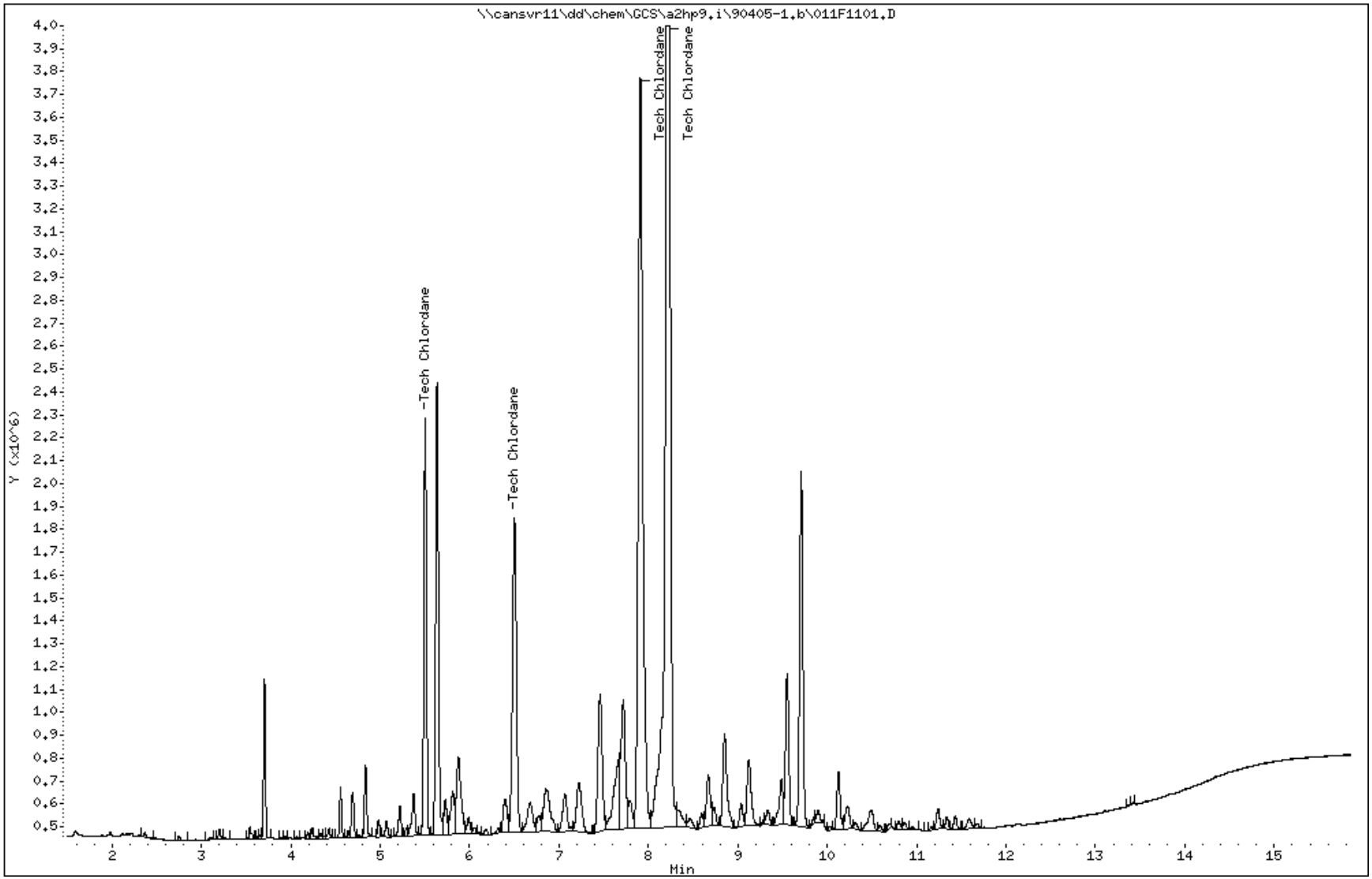

COMPOUNDS and EXP. RT REPORT

Operator: 093905 Date Acquired: 06-APR-2009 01:15
Data File: //cansvr11/dd/chem/GCS/a2hp9.i/90405-1.b/011F1101.D
Lab Sample ID: TC4 G025
Misc. Info: 15-TECHLOR.SUB
Instrument: a2hp9.i
Method: \\cansvr11\dd\chem\GCS\a2hp9.i\90405-1.b\PEST9.m
Dilution Factor: 1

Compound	RT	Area	Amount	Conc
9) Tech Chlordane	5.504	3662818	0.191	0.191

TestAmerica North Canton

PESTICIDES 8081/608

Data file : \\cansvr11\dd\chem\GCS\a2hp9.i\90405-1.b\012F1201.D
Lab Smp Id: TC5 G025
Inj Date : 06-APR-2009 01:38
Operator : 093905 Inst ID: a2hp9.i
Smp Info : TC5 G025,,1,5
Misc Info : 15-TECHLOR.SUB
Comment :
Method : \\cansvr11\dd\chem\GCS\a2hp9.i\90405-1.b\PEST9.m
Meth Date : 06-Apr-2009 08:09 vandorenc Quant Type: ESTD
Cal Date : 06-APR-2009 01:38 Cal File: 012F1201.D
Als bottle: 12 Calibration Sample, Level: 5
Dil Factor: 1.00000
Integrator: Falcon Compound Sublist: 15-TECHLOR.SUB
Target Version: 4.14 Sample Matrix: None
Processing Host: CANPGCSV23

				AMOUNTS			
				CAL-AMT	ON-COL		
RT	EXP RT	DLT RT	RESPONSE	(ng)	(ng)	TARGET RANGE	RATIO
9 Tech Chlordane					CAS #: 57-74-9		
5.503	5.503	0.000	4710305	0.50000	0.4948	0.00- 20.00	100.00
6.503	6.503	0.000	3080532	0.50000	0.4269	0.00- 20.00	65.40
7.910	7.910	0.000	7749456	0.50000	0.4853	0.00- 20.00	164.52
8.220	8.220	0.000	12508071	0.50000	0.4855	0.00- 20.00	265.55
		Average of Peak Amounts =			0.47313		

Data File: \\cansvr11\dd\chem\GCS\a2hp9.i\90405-1.b\012F1201.D

Date : 06-APR-2009 01:38

Client ID:

Instrument: a2hp9.i

Sample Info: TC5 G025,,1,5

Operator: 093905

Column phase: clp pesticides I

Column diameter: 0.53

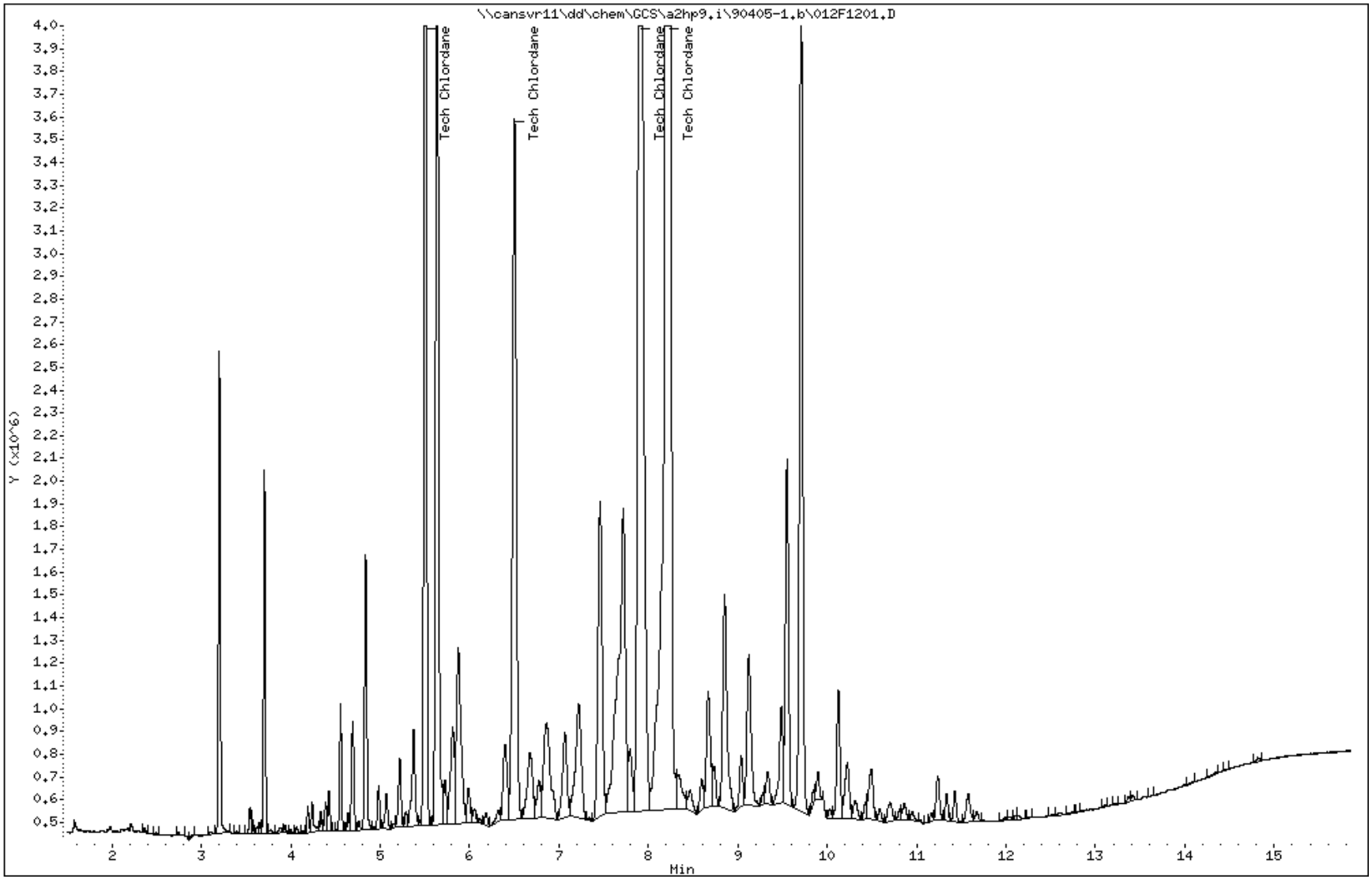

COMPOUNDS and EXP. RT REPORT

Operator: 093905 Date Acquired: 06-APR-2009 01:38
Data File: //cansvr11/dd/chem/GCS/a2hp9.i/90405-1.b/012F1201.D
Lab Sample ID: TC5 G025
Misc. Info: 15-TECHLOR.SUB
Instrument: a2hp9.i
Method: \\cansvr11\dd\chem\GCS\a2hp9.i\90405-1.b\PEST9.m
Dilution Factor: 1

Compound	RT	Area	Amount	Conc
9) Tech Chlordane	5.504	9393720	0.495	0.495

TestAmerica North Canton

PESTICIDES 8081/608

Data file : \\cansvr11\dd\chem\GCS\a2hp9.i\90405-1.b\013F1301.D
Lab Smp Id: AB1 G002
Inj Date : 06-APR-2009 02:00
Operator : 093905 Inst ID: a2hp9.i
Smp Info : AB1 G002,,1,1
Misc Info : 1-AB.SUB
Comment :
Method : \\cansvr11\dd\chem\GCS\a2hp9.i\90405-1.b\PEST9.m
Meth Date : 06-Apr-2009 08:20 vandorenc Quant Type: ESTD
Cal Date : 06-APR-2009 02:00 Cal File: 013F1301.D
Als bottle: 13 Calibration Sample, Level: 1
Dil Factor: 1.00000
Integrator: Falcon Compound Sublist: 1-AB.SUB
Target Version: 4.14 Sample Matrix: None
Processing Host: CANPGCSV23

				AMOUNTS			
				CAL-AMT	ON-COL		
RT	EXP RT	DLT RT	RESPONSE	(ng)	(ng)	TARGET RANGE	RATIO
$ 1 Tetrachloro-m-xylene						CAS #: 877-09-8	
3.792	3.792	0.000	2239003	0.00500	0.005000		
4 alpha-BHC						CAS #: 319-84-6	
4.494	4.494	0.000	2618151	0.00500	0.005000		
5 gamma-BHC (Lindane)						CAS #: 58-89-9	
4.914	4.914	0.000	2489810	0.00500	0.005000		
6 beta-BHC						CAS #: 319-85-7	
5.061	5.061	0.000	1125917	0.00500	0.005000		
7 delta-BHC						CAS #: 319-86-8	
5.309	5.309	0.000	2330519	0.00500	0.005000		
8 Heptachlor						CAS #: 76-44-8	
5.635	5.635	0.000	2527373	0.00500	0.005000		
10 Aldrin						CAS #: 309-00-2	
6.162	6.162	0.000	2632772	0.00500	0.005000		
12 Heptachlor epoxide						CAS #: 1024-57-3	
7.602	7.602	0.000	2407792	0.00500	0.005000		
13 gamma-Chlordane						CAS #: 5103-74-2	
7.907	7.907	0.000	2358679	0.00500	0.005000		(M)
14 alpha-Chlordane						CAS #: 5103-71-9	
8.223	8.223	0.000	2430918	0.00500	0.005000		

```
   15 Endosulfan I                               CAS #: 959-98-8
8.480    8.480    0.000         2232950 0.00500  0.005000
--------------------------------------------------------------------------------
```

				AMOUNTS			
				CAL-AMT	ON-COL		
RT	EXP RT	DLT RT	RESPONSE	(ng)	(ng)	TARGET RANGE	RATIO
16 4,4'-DDE					CAS #: 72-55-9		
8.557	8.557	0.000	2427713	0.00500	0.005000		
17 Dieldrin					CAS #: 60-57-1		
8.991	8.991	0.000	2331653	0.00500	0.005000		
18 Endrin					CAS #: 72-20-8		
9.417	9.417	0.000	2057373	0.00500	0.005000		
20 4,4'-DDD					CAS #: 72-54-8		
9.742	9.742	0.000	1393303	0.00500	0.005000		
22 Endosulfan II					CAS #: 33213-65-9		
9.841	9.841	0.000	2195440	0.00500	0.005000		
23 4,4'-DDT					CAS #: 50-29-3		
10.226	10.226	0.000	1742152	0.00500	0.005000		
25 Endrin aldehyde					CAS #: 7421-93-4		
10.593	10.593	0.000	1690849	0.00500	0.005000		
27 Methoxychlor					CAS #: 72-43-5		
11.131	11.131	0.000	927400	0.00500	0.005000		
28 Endosulfan sulfate					CAS #: 1031-07-8		
11.293	11.293	0.000	1903988	0.00500	0.005000		
29 Endrin ketone					CAS #: 53494-70-5		
11.686	11.686	0.000	2126160	0.00500	0.005000		
$ 30 Decachlorobiphenyl					CAS #: 2051-24-3		
13.242	13.242	0.000	1888193	0.00500	0.005000		

QC Flag Legend

M - Compound response manually integrated.

Data File: \\cansvr11\dd\chem\GCS\a2hp9.i\90405-1.b\013F1301.D

Date : 06-APR-2009 02:00

Client ID:

Instrument: a2hp9.i

Sample Info: AB1 G002,,1,1

Operator: 093905

Column phase: clp pesticides I

Column diameter: 0.53

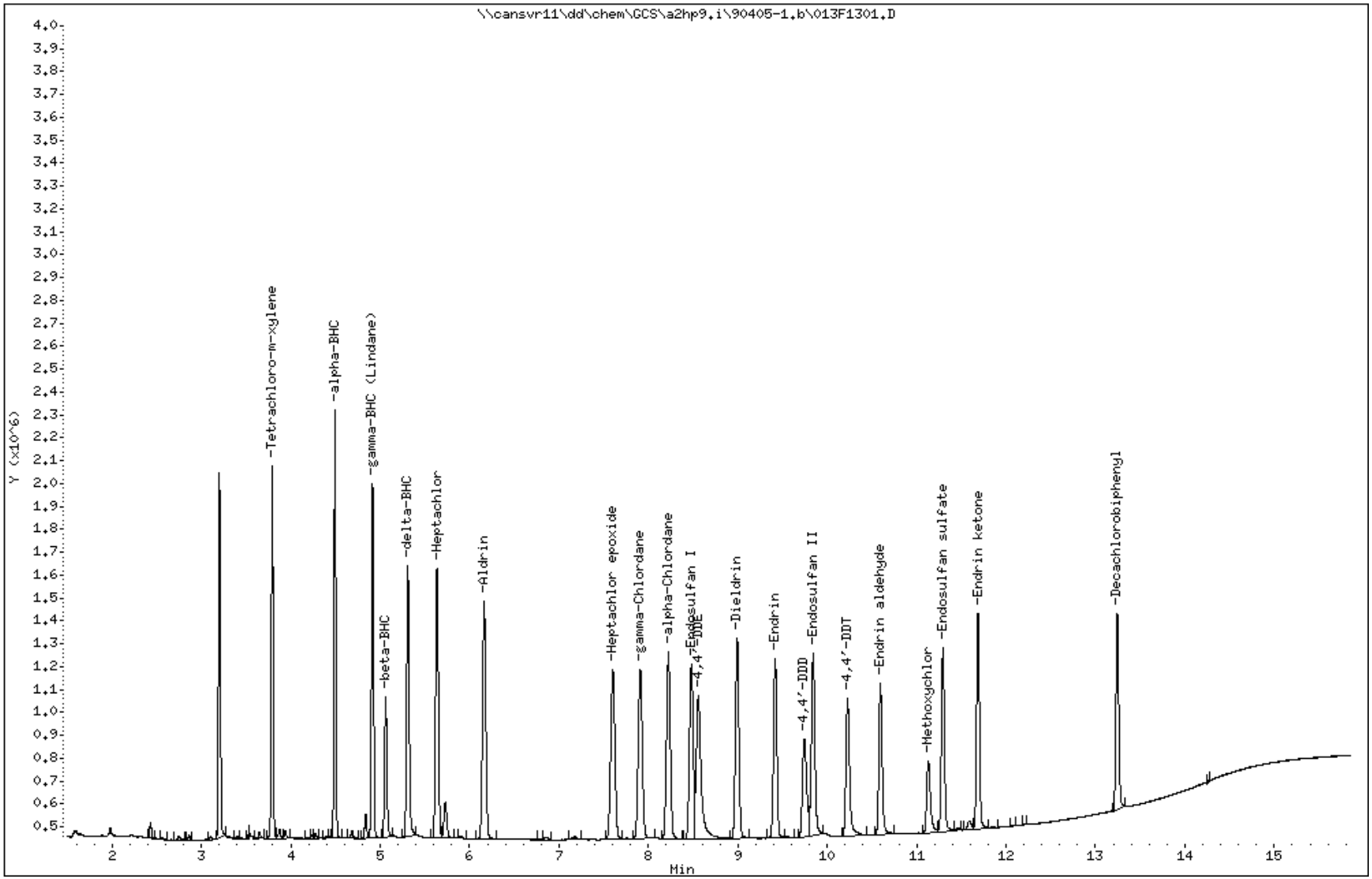

COMPOUNDS and EXP. RT REPORT

Operator: 093905 Date Acquired: 06-APR-2009 02:00
Data File: \\cansvr11\dd\chem\GCS\a2hp9.i\90405-1.b\013F1301.D
Lab Sample ID: AB1 G002
Misc. Info: 1-AB.SUB
Instrument: a2hp9.i
Method: \\cansvr11\dd\chem\GCS\a2hp9.i\90405-1.b\PEST9.m
Dilution Factor: 1

Compound	RT	Area	Amount	Conc
1) Tetrachloro-m-xylene	3.793	2239003	0.005	0.005
4) alpha-BHC	4.494	2618151	0.005	0.005
5) gamma-BHC (Lindane)	4.914	2489810	0.005	0.005
6) beta-BHC	5.061	1125917	0.005	0.005
7) delta-BHC	5.309	2330519	0.005	0.005
8) Heptachlor	5.635	2527373	0.005	0.005
10) Aldrin	6.163	2632772	0.005	0.005
12) Heptachlor epoxide	7.603	2407792	0.005	0.005
13) gamma-Chlordane	7.908	2358679	0.005	0.005
14) alpha-Chlordane	8.224	2430918	0.005	0.005
15) Endosulfan I	8.480	2232950	0.005	0.005
16) 4,4'-DDE	8.558	2427713	0.005	0.005
17) Dieldrin	8.992	2331653	0.005	0.005
18) Endrin	9.418	2057373	0.005	0.005
20) 4,4'-DDD	9.743	1393303	0.005	0.005
22) Endosulfan II	9.842	2195440	0.005	0.005
23) 4,4'-DDT	10.226	1742152	0.005	0.005
25) Endrin aldehyde	10.594	1690849	0.005	0.005
27) Methoxychlor	11.132	927400	0.005	0.005
28) Endosulfan sulfate	11.294	1903988	0.005	0.005
29) Endrin ketone	11.686	2126160	0.005	0.005
30) Decachlorobiphenyl	13.243	1888193	0.005	0.005

Data File Name: 013F1301.D
Inj. Date and Time: 06-APR-2009 02:00
Instrument ID: a2hp9.i
Client ID:
Compound Name: gamma-Chlordane
CAS #: 5103-74-2
Report Date: 04/06/2009

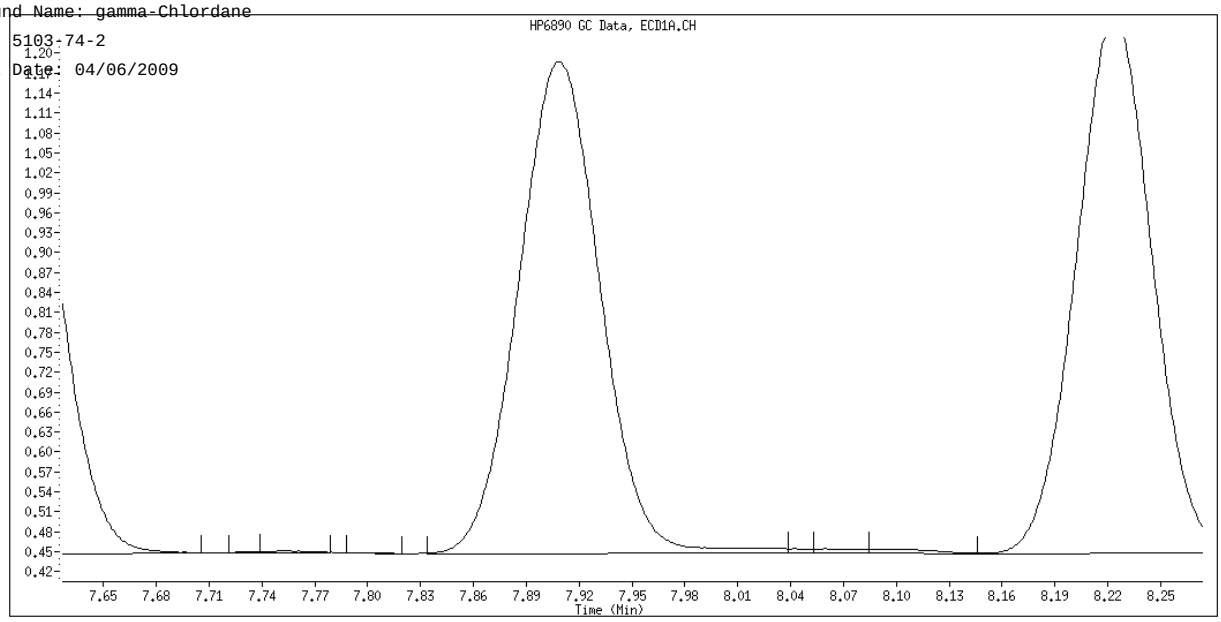

Original Integration

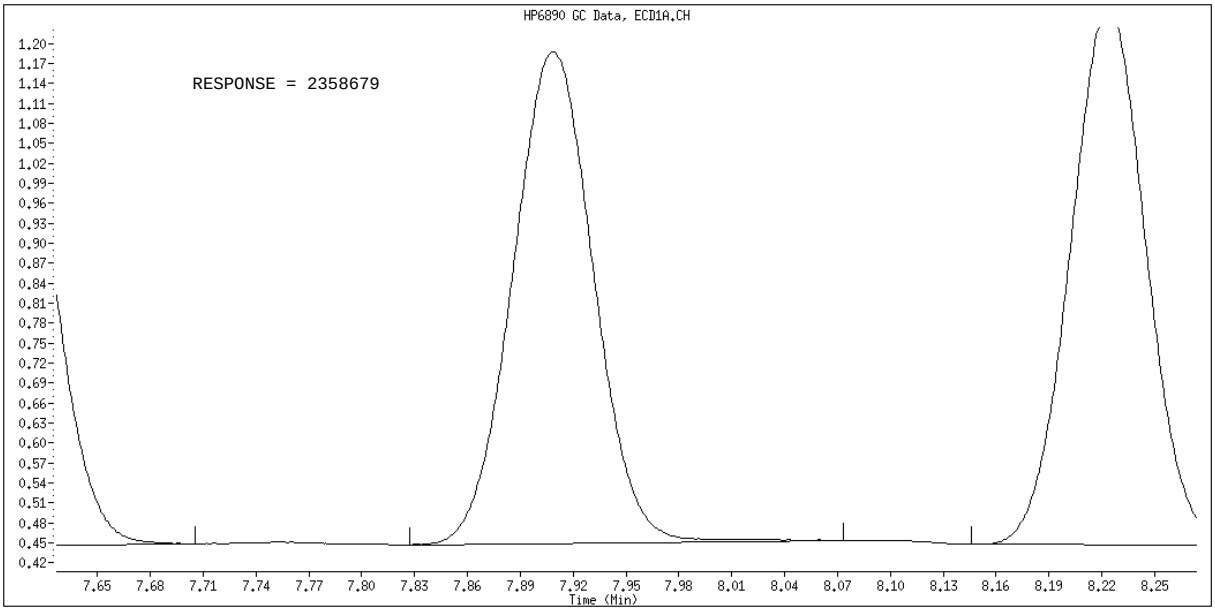

Manual Integration

Manually Integrated By: vandorenc
Manual Integration Reason: Manually Assigned

TestAmerica North Canton

PESTICIDES 8081/608

Data file : \\cansvr11\dd\chem\GCS\a2hp9.i\90405-1.b\014F1401.D
Lab Smp Id: AB2 G003
Inj Date : 06-APR-2009 02:23
Operator : 093905 Inst ID: a2hp9.i
Smp Info : AB2 G003,,1,2
Misc Info : 1-AB.SUB
Comment :
Method : \\cansvr11\dd\chem\GCS\a2hp9.i\90405-1.b\PEST9.m
Meth Date : 06-Apr-2009 08:22 vandorenc Quant Type: ESTD
Cal Date : 06-APR-2009 02:23 Cal File: 014F1401.D
Als bottle: 14 Calibration Sample, Level: 2
Dil Factor: 1.00000
Integrator: Falcon Compound Sublist: 1-AB.SUB
Target Version: 4.14 Sample Matrix: None
Processing Host: CANPGCSV23

				AMOUNTS			
				CAL-AMT	ON-COL		
RT	EXP RT	DLT RT	RESPONSE	(ng)	(ng)	TARGET RANGE	RATIO
$ 1 Tetrachloro-m-xylene						CAS #: 877-09-8	
3.793	3.793	0.000	4139052	0.01000	0.009607		
4 alpha-BHC						CAS #: 319-84-6	
4.494	4.494	0.000	4805113	0.01000	0.009570		
5 gamma-BHC (Lindane)						CAS #: 58-89-9	
4.914	4.914	0.000	4555017	0.01000	0.009555		
6 beta-BHC						CAS #: 319-85-7	
5.062	5.062	0.000	2028841	0.01000	0.009479		
7 delta-BHC						CAS #: 319-86-8	
5.309	5.309	0.000	4469583	0.01000	0.009790		
8 Heptachlor						CAS #: 76-44-8	
5.636	5.636	0.000	4470438	0.01000	0.009386		
10 Aldrin						CAS #: 309-00-2	
6.164	6.164	0.000	4834389	0.01000	0.009573		
12 Heptachlor epoxide						CAS #: 1024-57-3	
7.602	7.602	0.000	4330308	0.01000	0.009469		
13 gamma-Chlordane						CAS #: 5103-74-2	
7.909	7.909	0.000	4226769	0.01000	0.009451		
14 alpha-Chlordane						CAS #: 5103-71-9	
8.224	8.224	0.000	4424749	0.01000	0.009529		

```
   15 Endosulfan I                               CAS #: 959-98-8
8.480    8.480    0.000         4068741 0.01000  0.009535
--------------------------------------------------------------------------------
```

					AMOUNTS CAL-AMT (ng)	AMOUNTS ON-COL (ng)		
RT	EXP RT	DLT RT		RESPONSE			TARGET RANGE	RATIO
16	4,4'-DDE					CAS #: 72-55-9		
8.556	8.556	0.000		4479727	0.01000	0.009598		
17	Dieldrin					CAS #: 60-57-1		
8.993	8.993	0.000		4362474	0.01000	0.009667		
18	Endrin					CAS #: 72-20-8		
9.419	9.419	0.000		3876218	0.01000	0.009702		
20	4,4'-DDD					CAS #: 72-54-8		
9.742	9.742	0.000		2735278	0.01000	0.009907		
22	Endosulfan II					CAS #: 33213-65-9		
9.842	9.842	0.000		4185880	0.01000	0.009761		
23	4,4'-DDT					CAS #: 50-29-3		
10.225	10.225	0.000		3249694	0.01000	0.009652		
25	Endrin aldehyde					CAS #: 7421-93-4		
10.594	10.594	0.000		3193463	0.01000	0.009714		
27	Methoxychlor					CAS #: 72-43-5		
11.129	11.129	0.000		1652979	0.01000	0.009425		
28	Endosulfan sulfate					CAS #: 1031-07-8		
11.293	11.293	0.000		3509141	0.01000	0.009592		
29	Endrin ketone					CAS #: 53494-70-5		
11.685	11.685	0.000		3913171	0.01000	0.009585		
$ 30	Decachlorobiphenyl					CAS #: 2051-24-3		
13.243	13.243	0.000		3455238	0.01000	0.009556		

Data File: \\cansvr11\dd\chem\GCS\a2hp9.i\90405-1.b\014F1401.D
Date : 06-APR-2009 02:23
Client ID:
Sample Info: AB2 G003,,1,2

Instrument: a2hp9.i
Operator: 093905
Column diameter: 0.53

Column phase: clp pesticides I

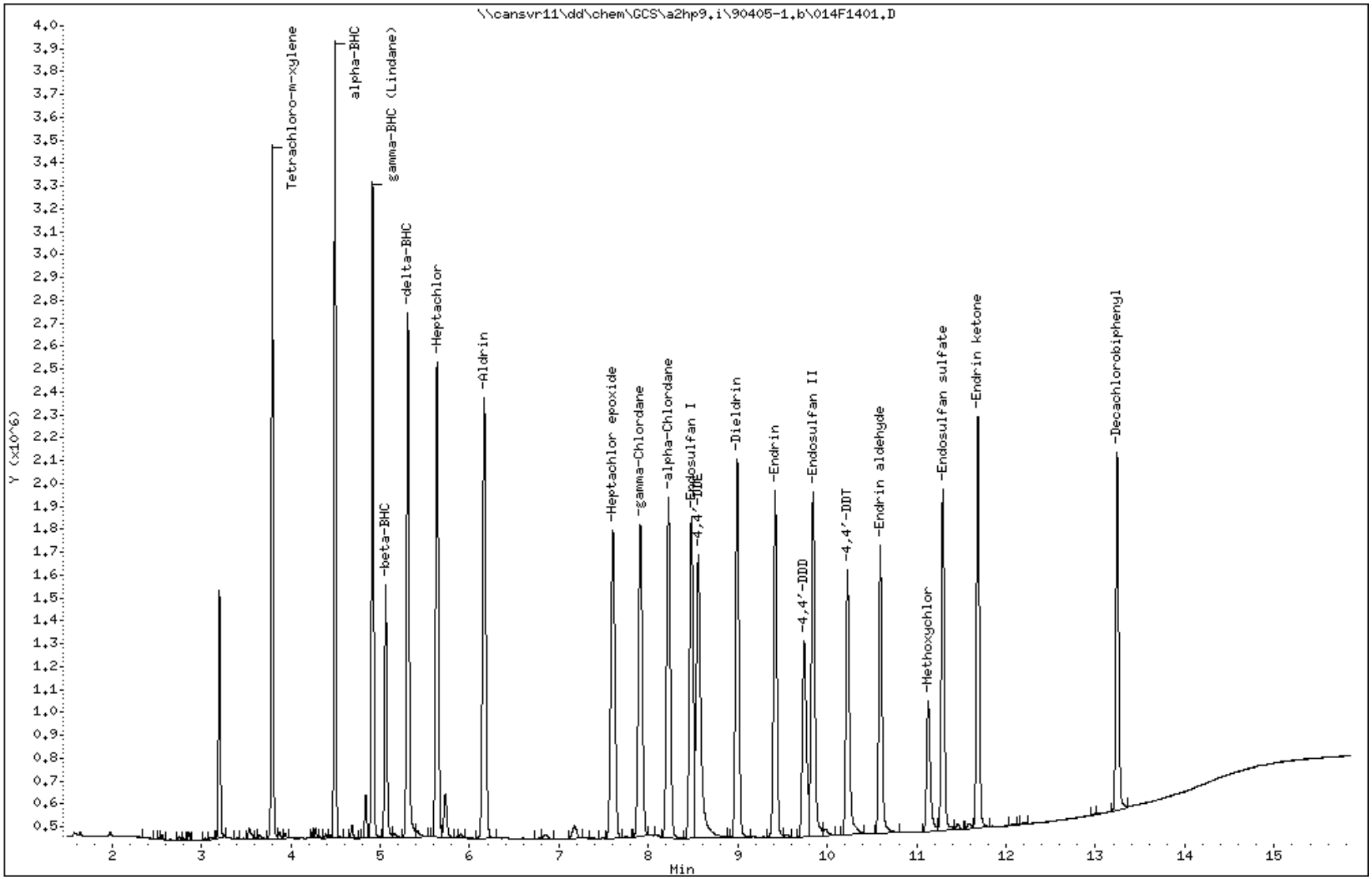

COMPOUNDS and EXP. RT REPORT

Operator: 093905 Date Acquired: 06-APR-2009 02:23
Data File: //cansvr11/dd/chem/GCS/a2hp9.i/90405-1.b/014F1401.D
Lab Sample ID: AB2 G003
Misc. Info: 1-AB.SUB
Instrument: a2hp9.i
Method: \\cansvr11\dd\chem\GCS\a2hp9.i\90405-1.b\PEST9.m
Dilution Factor: 1

Compound	RT	Area	Amount	Conc
1) Tetrachloro-m-xylene	3.793	4139052	0.010	0.010
4) alpha-BHC	4.494	4805113	0.010	0.010
5) gamma-BHC (Lindane)	4.915	4555017	0.010	0.010
6) beta-BHC	5.062	2028841	0.009	0.009
7) delta-BHC	5.310	4469583	0.010	0.010
8) Heptachlor	5.637	4470438	0.009	0.009
10) Aldrin	6.164	4834389	0.010	0.010
12) Heptachlor epoxide	7.602	4330308	0.009	0.009
13) gamma-Chlordane	7.910	4226769	0.009	0.009
14) alpha-Chlordane	8.225	4424749	0.010	0.010
15) Endosulfan I	8.481	4068741	0.010	0.010
16) 4,4'-DDE	8.557	4479727	0.010	0.010
17) Dieldrin	8.993	4362474	0.010	0.010
18) Endrin	9.419	3876218	0.010	0.010
20) 4,4'-DDD	9.742	2735278	0.010	0.010
22) Endosulfan II	9.842	4185880	0.010	0.010
23) 4,4'-DDT	10.226	3249694	0.010	0.010
25) Endrin aldehyde	10.594	3193463	0.010	0.010
27) Methoxychlor	11.130	1652979	0.009	0.009
28) Endosulfan sulfate	11.293	3509141	0.010	0.010
29) Endrin ketone	11.686	3913171	0.010	0.010
30) Decachlorobiphenyl	13.243	3455238	0.010	0.010

TestAmerica North Canton

PESTICIDES 8081/608

Data file : \\cansvr11\dd\chem\GCS\a2hp9.i\90405-1.b\015F1501.D
Lab Smp Id: AB3 G004
Inj Date : 06-APR-2009 02:45
Operator : 093905 Inst ID: a2hp9.i
Smp Info : AB3 G004,,1,3
Misc Info : 1-AB.SUB
Comment :
Method : \\cansvr11\dd\chem\GCS\a2hp9.i\90405-1.b\PEST9.m
Meth Date : 06-Apr-2009 08:22 vandorenc Quant Type: ESTD
Cal Date : 06-APR-2009 02:45 Cal File: 015F1501.D
Als bottle: 15 Calibration Sample, Level: 3
Dil Factor: 1.00000
Integrator: Falcon Compound Sublist: 1-AB.SUB
Target Version: 4.14 Sample Matrix: None
Processing Host: CANPGCSV23

RT	EXP RT	DLT RT	RESPONSE	AMOUNTS CAL-AMT (ng)	ON-COL (ng)	TARGET RANGE	RATIO
$ 1 Tetrachloro-m-xylene						CAS #: 877-09-8	
3.793	3.793	0.000	10243907	0.02500	0.02417		
4 alpha-BHC						CAS #: 319-84-6	
4.495	4.495	0.000	12966719	0.02500	0.02554		
5 gamma-BHC (Lindane)						CAS #: 58-89-9	
4.916	4.916	0.000	12028215	0.02500	0.02515		
6 beta-BHC						CAS #: 319-85-7	
5.062	5.062	0.000	4901866	0.02500	0.02356		
7 delta-BHC						CAS #: 319-86-8	
5.310	5.310	0.000	11901098	0.02500	0.02570		
8 Heptachlor						CAS #: 76-44-8	
5.636	5.636	0.000	11401455	0.02500	0.02428		
10 Aldrin						CAS #: 309-00-2	
6.164	6.164	0.000	12115973	0.02500	0.02432		
12 Heptachlor epoxide						CAS #: 1024-57-3	
7.603	7.603	0.000	10648125	0.02500	0.02383		
13 gamma-Chlordane						CAS #: 5103-74-2	
7.910	7.910	0.000	10624703	0.02500	0.02416		
14 alpha-Chlordane						CAS #: 5103-71-9	
8.225	8.225	0.000	10844232	0.02500	0.02388		

```
   15 Endosulfan I                              CAS #: 959-98-8
8.482    8.482    0.000         9953996 0.02500  0.02386
--------------------------------------------------------------------------------
```

				AMOUNTS			
				CAL-AMT	ON-COL		
RT	EXP RT	DLT RT	RESPONSE	(ng)	(ng)	TARGET RANGE	RATIO
16 4,4'-DDE					CAS #: 72-55-9		
8.558	8.558	0.000	10973653	0.02500	0.02399		
17 Dieldrin					CAS #: 60-57-1		
8.993	8.993	0.000	10942384	0.02500	0.02449		
18 Endrin					CAS #: 72-20-8		
9.417	9.417	0.000	9664214	0.02500	0.02445		
20 4,4'-DDD					CAS #: 72-54-8		
9.741	9.741	0.000	7168233	0.02500	0.02563		
22 Endosulfan II					CAS #: 33213-65-9		
9.840	9.840	0.000	10181439	0.02500	0.02415		
23 4,4'-DDT					CAS #: 50-29-3		
10.225	10.225	0.000	8358005	0.02500	0.02488		
25 Endrin aldehyde					CAS #: 7421-93-4		
10.593	10.593	0.000	7821631	0.02500	0.02418		
27 Methoxychlor					CAS #: 72-43-5		
11.127	11.127	0.000	4077922	0.02500	0.02380		
28 Endosulfan sulfate					CAS #: 1031-07-8		
11.292	11.292	0.000	8801498	0.02500	0.02436		
29 Endrin ketone					CAS #: 53494-70-5		
11.684	11.684	0.000	9828800	0.02500	0.02437		
$ 30 Decachlorobiphenyl					CAS #: 2051-24-3		
13.242	13.242	0.000	8669466	0.02500	0.02431		

Data File: \\cansvr11\dd\chem\GCS\a2hp9.i\90405-1.b\015F1501.D

Date : 06-APR-2009 02:45

Client ID:

Instrument: a2hp9.i

Sample Info: AB3 G004,,1,3

Operator: 093905

Column phase: clp pesticides I

Column diameter: 0.53

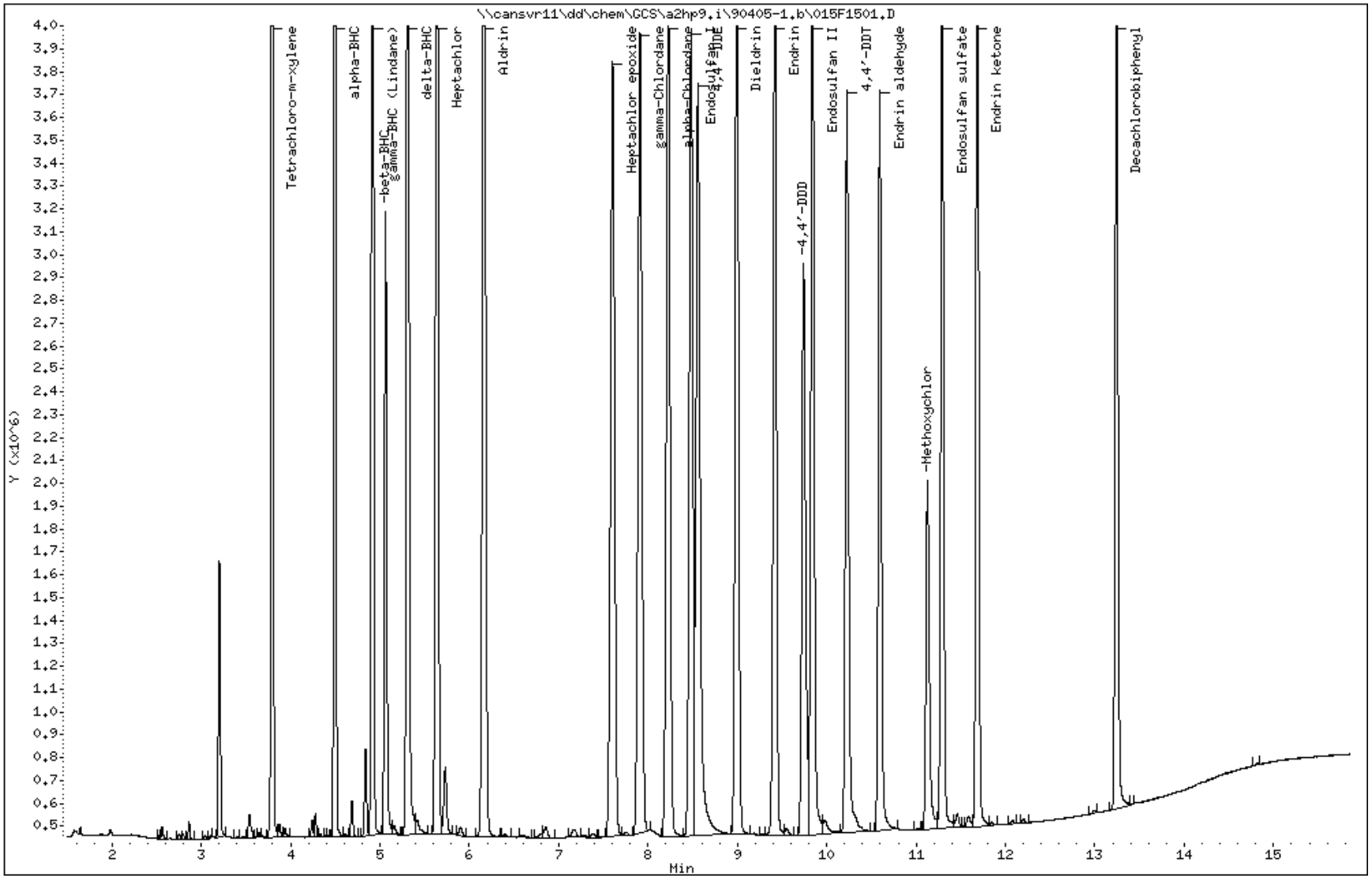

COMPOUNDS and EXP. RT REPORT

Operator: 093905 Date Acquired: 06-APR-2009 02:45
Data File: //cansvr11/dd/chem/GCS/a2hp9.i/90405-1.b/015F1501.D
Lab Sample ID: AB3 G004
Misc. Info: 1-AB.SUB
Instrument: a2hp9.i
Method: \\cansvr11\dd\chem\GCS\a2hp9.i\90405-1.b\PEST9.m
Dilution Factor: 1

Compound	RT	Area	Amount	Conc
1) Tetrachloro-m-xylene	3.794	10243907	0.024	0.024
4) alpha-BHC	4.495	12966719	0.026	0.026
5) gamma-BHC (Lindane)	4.916	12028215	0.025	0.025
6) beta-BHC	5.063	4901866	0.024	0.024
7) delta-BHC	5.310	11901098	0.026	0.026
8) Heptachlor	5.636	11401455	0.024	0.024
10) Aldrin	6.165	12115973	0.024	0.024
12) Heptachlor epoxide	7.604	10648125	0.024	0.024
13) gamma-Chlordane	7.910	10624703	0.024	0.024
14) alpha-Chlordane	8.225	10844232	0.024	0.024
15) Endosulfan I	8.482	9953996	0.024	0.024
16) 4,4'-DDE	8.559	10973653	0.024	0.024
17) Dieldrin	8.994	10942384	0.024	0.024
18) Endrin	9.418	9664214	0.024	0.024
20) 4,4'-DDD	9.741	7168233	0.026	0.026
22) Endosulfan II	9.840	10181439	0.024	0.024
23) 4,4'-DDT	10.225	8358005	0.025	0.025
25) Endrin aldehyde	10.594	7821631	0.024	0.024
27) Methoxychlor	11.128	4077922	0.024	0.024
28) Endosulfan sulfate	11.292	8801498	0.024	0.024
29) Endrin ketone	11.685	9828800	0.024	0.024
30) Decachlorobiphenyl	13.242	8669466	0.024	0.024

TestAmerica North Canton

PESTICIDES 8081/608

Data file : \\cansvr11\dd\chem\GCS\a2hp9.i\90405-1.b\016F1601.D
Lab Smp Id: AB4 G005
Inj Date : 06-APR-2009 03:08
Operator : 093905 Inst ID: a2hp9.i
Smp Info : AB4 G005,,1,4
Misc Info : 1-AB.SUB
Comment :
Method : \\cansvr11\dd\chem\GCS\a2hp9.i\90405-1.b\PEST9.m
Meth Date : 06-Apr-2009 08:22 vandorenc Quant Type: ESTD
Cal Date : 06-APR-2009 03:08 Cal File: 016F1601.D
Als bottle: 16 Calibration Sample, Level: 4
Dil Factor: 1.00000
Integrator: Falcon Compound Sublist: 1-AB.SUB
Target Version: 4.14 Sample Matrix: None
Processing Host: CANPGCSV23

				AMOUNTS			
				CAL-AMT	ON-COL		
RT	EXP RT	DLT RT	RESPONSE	(ng)	(ng)	TARGET RANGE	RATIO
$ 1 Tetrachloro-m-xylene						CAS #: 877-09-8	
3.792	3.792	0.000	21058932	0.05000	0.04976		
4 alpha-BHC						CAS #: 319-84-6	
4.494	4.494	0.000	29321927	0.05000	0.05561		
5 gamma-BHC (Lindane)						CAS #: 58-89-9	
4.914	4.914	0.000	26838964	0.05000	0.05446		
6 beta-BHC						CAS #: 319-85-7	
5.060	5.060	0.000	10390700	0.05000	0.04996		
7 delta-BHC						CAS #: 319-86-8	
5.308	5.308	0.000	27065953	0.05000	0.05608		
8 Heptachlor						CAS #: 76-44-8	
5.634	5.634	0.000	24842185	0.05000	0.05215		
10 Aldrin						CAS #: 309-00-2	
6.163	6.163	0.000	26636561	0.05000	0.05255		
12 Heptachlor epoxide						CAS #: 1024-57-3	
7.600	7.600	0.000	22844305	0.05000	0.05084		
13 gamma-Chlordane						CAS #: 5103-74-2	
7.907	7.907	0.000	23377706	0.05000	0.05233		
14 alpha-Chlordane						CAS #: 5103-71-9	
8.222	8.222	0.000	23418229	0.05000	0.05116		

```
   15 Endosulfan I                                CAS #: 959-98-8
8.480    8.480    0.000        21278489 0.05000  0.05075
-------------------------------------------------------------------------------
```

				AMOUNTS			
				CAL-AMT	ON-COL		
RT	EXP RT	DLT RT	RESPONSE	(ng)	(ng)	TARGET RANGE	RATIO
16 4,4'-DDE					CAS #: 72-55-9		
8.554	8.554	0.000	23980656	0.05000	0.05179		
17 Dieldrin					CAS #: 60-57-1		
8.992	8.992	0.000	23879035	0.05000	0.05254		
18 Endrin					CAS #: 72-20-8		
9.417	9.417	0.000	21268198	0.05000	0.05281		
20 4,4'-DDD					CAS #: 72-54-8		
9.734	9.734	0.000	16377385	0.05000	0.05616		
22 Endosulfan II					CAS #: 33213-65-9		
9.839	9.839	0.000	21430353	0.05000	0.05062		
23 4,4'-DDT					CAS #: 50-29-3		
10.222	10.222	0.000	18792865	0.05000	0.05433		
25 Endrin aldehyde					CAS #: 7421-93-4		
10.591	10.591	0.000	16588066	0.05000	0.05096		
27 Methoxychlor					CAS #: 72-43-5		
11.125	11.125	0.000	8530079	0.05000	0.04985		
28 Endosulfan sulfate					CAS #: 1031-07-8		
11.290	11.290	0.000	18929376	0.05000	0.05178		
29 Endrin ketone					CAS #: 53494-70-5		
11.683	11.683	0.000	20865412	0.05000	0.05130		
$ 30 Decachlorobiphenyl					CAS #: 2051-24-3		
13.240	13.240	0.000	16754647	0.05000	0.04770		

Data File: \\cansvr11\dd\chem\GCS\a2hp9.i\90405-1.b\016F1601.D

Date : 06-APR-2009 03:08

Client ID:

Instrument: a2hp9.i

Sample Info: AB4 G005,,1,4

Operator: 093905

Column phase: clp pesticides I

Column diameter: 0.53

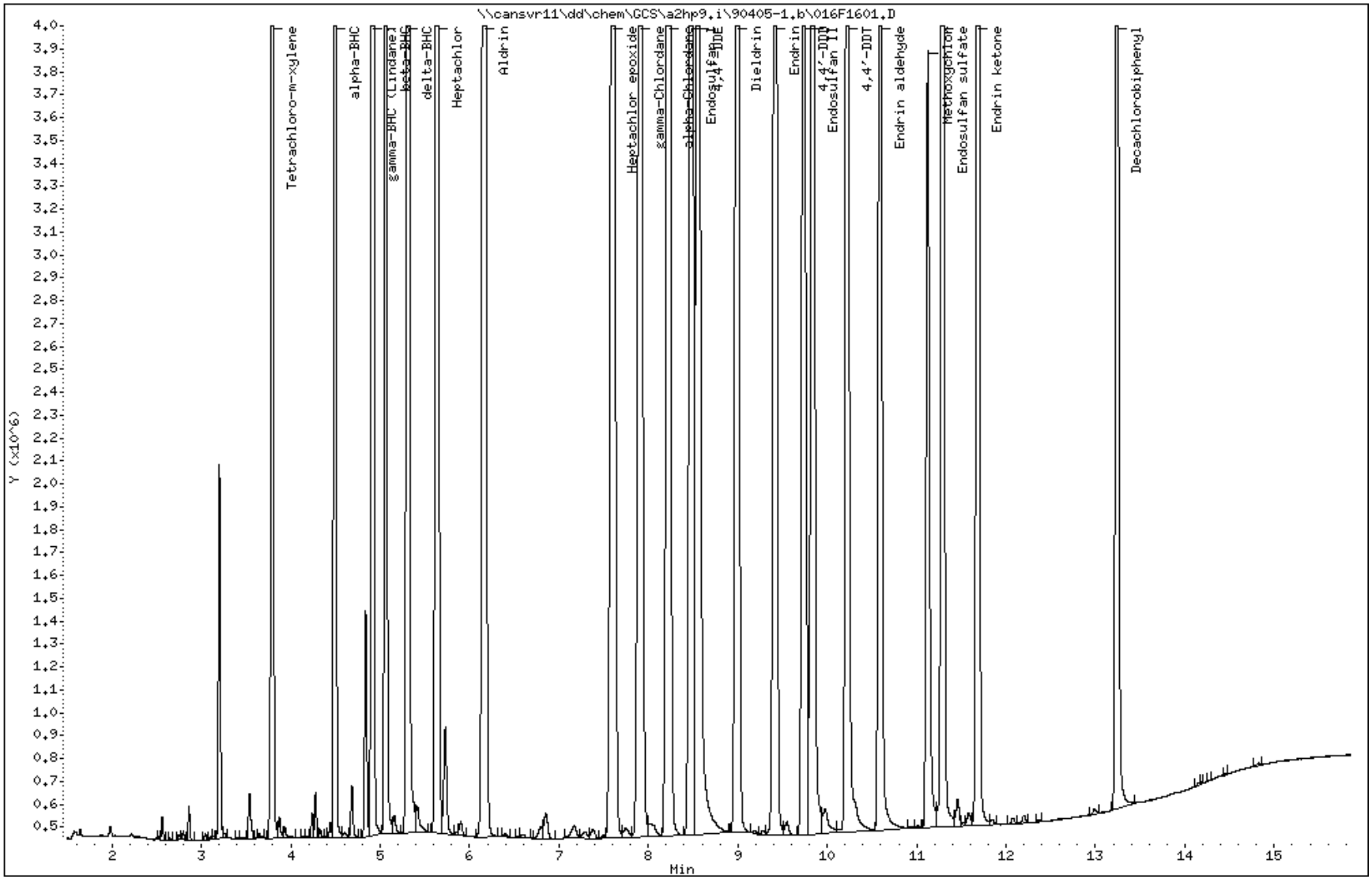

COMPOUNDS and EXP. RT REPORT

Operator: 093905 Date Acquired: 06-APR-2009 03:08
Data File: //cansvr11/dd/chem/GCS/a2hp9.i/90405-1.b/016F1601.D
Lab Sample ID: AB4 G005
Misc. Info: 1-AB.SUB
Instrument: a2hp9.i
Method: \\cansvr11\dd\chem\GCS\a2hp9.i\90405-1.b\PEST9.m
Dilution Factor: 1

Compound	RT	Area	Amount	Conc
1) Tetrachloro-m-xylene	3.793	21058932	0.050	0.050
4) alpha-BHC	4.494	29321927	0.056	0.056
5) gamma-BHC (Lindane)	4.914	26838964	0.054	0.054
6) beta-BHC	5.061	10390700	0.050	0.050
7) delta-BHC	5.308	27065953	0.056	0.056
8) Heptachlor	5.634	24842185	0.052	0.052
10) Aldrin	6.163	26636561	0.053	0.053
12) Heptachlor epoxide	7.601	22844305	0.051	0.051
13) gamma-Chlordane	7.908	23377706	0.052	0.052
14) alpha-Chlordane	8.223	23418229	0.051	0.051
15) Endosulfan I	8.480	21278489	0.051	0.051
16) 4,4'-DDE	8.554	23980656	0.052	0.052
17) Dieldrin	8.993	23879035	0.053	0.053
18) Endrin	9.418	21268198	0.053	0.053
20) 4,4'-DDD	9.734	16377385	0.056	0.056
22) Endosulfan II	9.839	21430353	0.051	0.051
23) 4,4'-DDT	10.223	18792865	0.054	0.054
25) Endrin aldehyde	10.592	16588066	0.051	0.051
27) Methoxychlor	11.125	8530079	0.050	0.050
28) Endosulfan sulfate	11.290	18929376	0.052	0.052
29) Endrin ketone	11.683	20865412	0.051	0.051
30) Decachlorobiphenyl	13.241	16754647	0.048	0.048

TestAmerica North Canton

PESTICIDES 8081/608

Data file : \\cansvr11\dd\chem\GCS\a2hp9.i\90405-1.b\017F1701.D
Lab Smp Id: AB5 G006
Inj Date : 06-APR-2009 03:30
Operator : 093905 Inst ID: a2hp9.i
Smp Info : AB5 G006,,1,5
Misc Info : 1-AB.SUB
Comment :
Method : \\cansvr11\dd\chem\GCS\a2hp9.i\90405-1.b\PEST9.m
Meth Date : 06-Apr-2009 08:22 vandorenc Quant Type: ESTD
Cal Date : 06-APR-2009 03:30 Cal File: 017F1701.D
Als bottle: 17 Calibration Sample, Level: 5
Dil Factor: 1.00000
Integrator: Falcon Compound Sublist: 1-AB.SUB
Target Version: 4.14 Sample Matrix: None
Processing Host: CANPGCSV23

				AMOUNTS			
				CAL-AMT	ON-COL		
RT	EXP RT	DLT RT	RESPONSE	(ng)	(ng)	TARGET RANGE	RATIO
$ 1 Tetrachloro-m-xylene						CAS #: 877-09-8	
3.793	3.793	0.000	41742678	0.10000	0.09891		
4 alpha-BHC						CAS #: 319-84-6	
4.495	4.495	0.000	61223807	0.10000	0.1125		
5 gamma-BHC (Lindane)						CAS #: 58-89-9	
4.915	4.915	0.000	54203674	0.10000	0.1078		
6 beta-BHC						CAS #: 319-85-7	
5.061	5.061	0.000	20985074	0.10000	0.1007		
7 delta-BHC						CAS #: 319-86-8	
5.309	5.309	0.000	56795092	0.10000	0.1137		
8 Heptachlor						CAS #: 76-44-8	
5.635	5.635	0.000	47621416	0.10000	0.09998		
10 Aldrin						CAS #: 309-00-2	
6.164	6.164	0.000	55872196	0.10000	0.1080		
12 Heptachlor epoxide						CAS #: 1024-57-3	
7.603	7.603	0.000	46176563	0.10000	0.1022		
13 gamma-Chlordane						CAS #: 5103-74-2	
7.908	7.908	0.000	48336457	0.10000	0.1064		
14 alpha-Chlordane						CAS #: 5103-71-9	
8.224	8.224	0.000	48767510	0.10000	0.1052		

```
   15 Endosulfan I                                CAS #: 959-98-8
8.480    8.480    0.000        42772317 0.10000   0.1016
-------------------------------------------------------------------------------
```

					AMOUNTS			
					CAL-AMT	ON-COL		
RT	EXP RT	DLT RT		RESPONSE	(ng)	(ng)	TARGET RANGE	RATIO
16	4,4'-DDE					CAS #: 72-55-9		
8.556	8.556	0.000		49787270	0.10000	0.1059		
17	Dieldrin					CAS #: 60-57-1		
8.994	8.994	0.000		49335827	0.10000	0.1067		
18	Endrin					CAS #: 72-20-8		
9.419	9.419	0.000		43366738	0.10000	0.1060		
20	4,4'-DDD					CAS #: 72-54-8		
9.734	9.734	0.000		33888189	0.10000	0.1126		
22	Endosulfan II					CAS #: 33213-65-9		
9.840	9.840	0.000		40854940	0.10000	0.09718		
23	4,4'-DDT					CAS #: 50-29-3		
10.223	10.223	0.000		34955584	0.10000	0.1008		
25	Endrin aldehyde					CAS #: 7421-93-4		
10.591	10.591	0.000		31746599	0.10000	0.09801		
27	Methoxychlor					CAS #: 72-43-5		
11.122	11.122	0.000		15207005	0.10000	0.09089		
28	Endosulfan sulfate					CAS #: 1031-07-8		
11.290	11.290	0.000		36645993	0.10000	0.1002		
29	Endrin ketone					CAS #: 53494-70-5		
11.683	11.683	0.000		39185933	0.10000	0.09705		
$ 30	Decachlorobiphenyl					CAS #: 2051-24-3		
13.240	13.240	0.000		30760951	0.10000	0.08980		

Data File: \\cansvr11\dd\chem\GCS\a2hp9.i\90405-1.b\017F1701.D

Page 1

Date : 06-APR-2009 03:30

Client ID:

Instrument: a2hp9.i

Sample Info: AB5 G006,,1,5

Operator: 093905

Column phase: clp pesticides I

Column diameter: 0.53

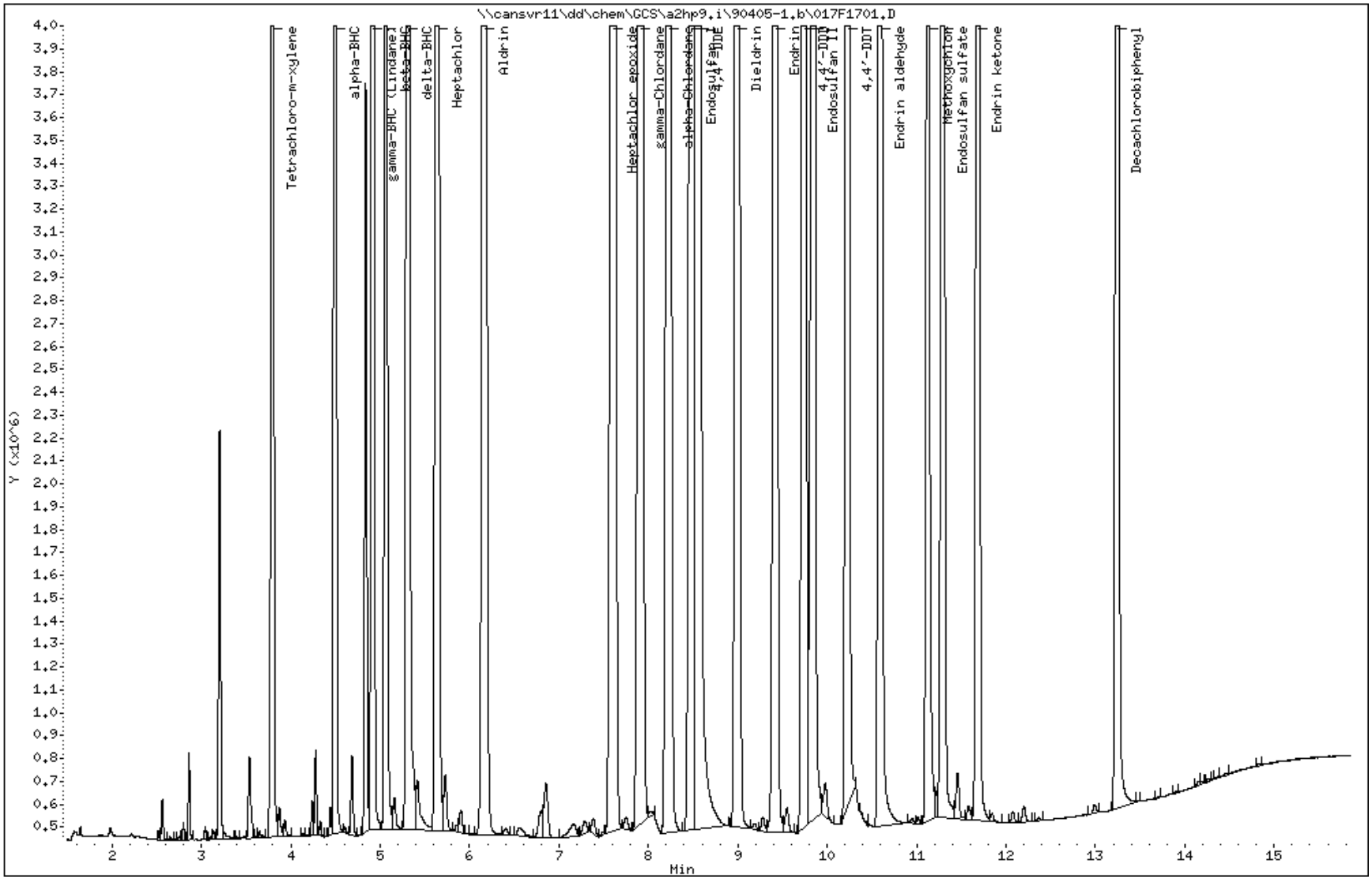

COMPOUNDS and EXP. RT REPORT

Operator: 093905 Date Acquired: 06-APR-2009 03:30
Data File: //cansvr11/dd/chem/GCS/a2hp9.i/90405-1.b/017F1701.D
Lab Sample ID: AB5 G006
Misc. Info: 1-AB.SUB
Instrument: a2hp9.i
Method: \\cansvr11\dd\chem\GCS\a2hp9.i\90405-1.b\PEST9.m
Dilution Factor: 1

Compound	RT	Area	Amount	Conc
1) Tetrachloro-m-xylene	3.793	41742678	0.099	0.099
4) alpha-BHC	4.495	61223807	0.112	0.112
5) gamma-BHC (Lindane)	4.915	54203674	0.108	0.108
6) beta-BHC	5.062	20985074	0.101	0.101
7) delta-BHC	5.309	56795092	0.114	0.114
8) Heptachlor	5.636	47621416	0.100	0.100
10) Aldrin	6.164	55872196	0.108	0.108
12) Heptachlor epoxide	7.603	46176563	0.102	0.102
13) gamma-Chlordane	7.908	48336457	0.106	0.106
14) alpha-Chlordane	8.224	48767510	0.105	0.105
15) Endosulfan I	8.481	42772317	0.102	0.102
16) 4,4'-DDE	8.557	49787270	0.106	0.106
17) Dieldrin	8.994	49335827	0.107	0.107
18) Endrin	9.419	43366738	0.106	0.106
20) 4,4'-DDD	9.734	33888189	0.113	0.113
22) Endosulfan II	9.840	40854940	0.097	0.097
23) 4,4'-DDT	10.223	34955584	0.101	0.101
25) Endrin aldehyde	10.592	31746599	0.098	0.098
27) Methoxychlor	11.123	15207005	0.091	0.091
28) Endosulfan sulfate	11.290	36645993	0.100	0.100
29) Endrin ketone	11.683	39185933	0.097	0.097
30) Decachlorobiphenyl	13.241	30760951	0.090	0.090

TestAmerica North Canton

PESTICIDES 8081/608

Data file : \\cansvr11\dd\chem\GCS\a2hp9.i\90405-1.b\018F1801.D
Lab Smp Id: AB6 G007
Inj Date : 06-APR-2009 03:52
Operator : 093905 Inst ID: a2hp9.i
Smp Info : AB6 G007,,1,6
Misc Info : 1-AB.SUB
Comment :
Method : \\cansvr11\dd\chem\GCS\a2hp9.i\90405-1.b\PEST9.m
Meth Date : 06-Apr-2009 08:22 vandorenc Quant Type: ESTD
Cal Date : 06-APR-2009 03:52 Cal File: 018F1801.D
Als bottle: 18 Calibration Sample, Level: 6
Dil Factor: 1.00000
Integrator: Falcon Compound Sublist: 1-AB.SUB
Target Version: 4.14 Sample Matrix: None
Processing Host: CANPGCSV23

RT	EXP RT	DLT RT	RESPONSE	AMOUNTS CAL-AMT (ng)	ON-COL (ng)	TARGET RANGE	RATIO
$ 1 Tetrachloro-m-xylene						CAS #: 877-09-8	
3.793	3.793	0.000	81493103	0.20000	0.1942		
4 alpha-BHC						CAS #: 319-84-6	
4.494	4.494	0.000	120117356	0.20000	0.2169		
5 gamma-BHC (Lindane)						CAS #: 58-89-9	
4.915	4.915	0.000	104777249	0.20000	0.2070		
6 beta-BHC						CAS #: 319-85-7	
5.062	5.062	0.000	40518173	0.20000	0.1954		
7 delta-BHC						CAS #: 319-86-8	
5.309	5.309	0.000	112597243	0.20000	0.2207		
8 Heptachlor						CAS #: 76-44-8	
5.636	5.636	0.000	88719992	0.20000	0.1884		
10 Aldrin						CAS #: 309-00-2	
6.164	6.164	0.000	109688979	0.20000	0.2100		
12 Heptachlor epoxide						CAS #: 1024-57-3	
7.604	7.604	0.000	87762205	0.20000	0.1952		
13 gamma-Chlordane						CAS #: 5103-74-2	
7.909	7.909	0.000	96230206	0.20000	0.2098		
14 alpha-Chlordane						CAS #: 5103-71-9	
8.224	8.224	0.000	95890074	0.20000	0.2056		

```
   15 Endosulfan I                                CAS #: 959-98-8
8.480    8.480    0.000        82105274 0.20000   0.1958
-------------------------------------------------------------------------------
```

				AMOUNTS			
				CAL-AMT	ON-COL		
RT	EXP RT	DLT RT	RESPONSE	(ng)	(ng)	TARGET RANGE	RATIO
16 4,4'-DDE					CAS #: 72-55-9		
8.554	8.554	0.000	97734560	0.20000	0.2066		
17 Dieldrin					CAS #: 60-57-1		
8.994	8.994	0.000	94063631	0.20000	0.2029		
18 Endrin					CAS #: 72-20-8		
9.416	9.416	0.000	81577312	0.20000	0.1996		
20 4,4'-DDD					CAS #: 72-54-8		
9.734	9.734	0.000	68595914	0.20000	0.2227		
22 Endosulfan II					CAS #: 33213-65-9		
9.839	9.839	0.000	77519391	0.20000	0.1868		
23 4,4'-DDT					CAS #: 50-29-3		
10.222	10.222	0.000	70627914	0.20000	0.2031		
25 Endrin aldehyde					CAS #: 7421-93-4		
10.591	10.591	0.000	60607538	0.20000	0.1891		
27 Methoxychlor					CAS #: 72-43-5		
11.120	11.120	0.000	29043142	0.20000	0.1775		
28 Endosulfan sulfate					CAS #: 1031-07-8		
11.290	11.290	0.000	71403201	0.20000	0.1960		
29 Endrin ketone					CAS #: 53494-70-5		
11.684	11.684	0.000	73800164	0.20000	0.1854		
$ 30 Decachlorobiphenyl					CAS #: 2051-24-3		
13.239	13.239	0.000	59938716	0.20000	0.1787		

Data File: \\cansvr11\dd\chem\GCS\a2hp9.i\90405-1.b\018F1801.D

Date : 06-APR-2009 03:52

Client ID:

Instrument: a2hp9.i

Sample Info: AB6 G007,,1,6

Operator: 093905

Column phase: clp pesticides I

Column diameter: 0.53

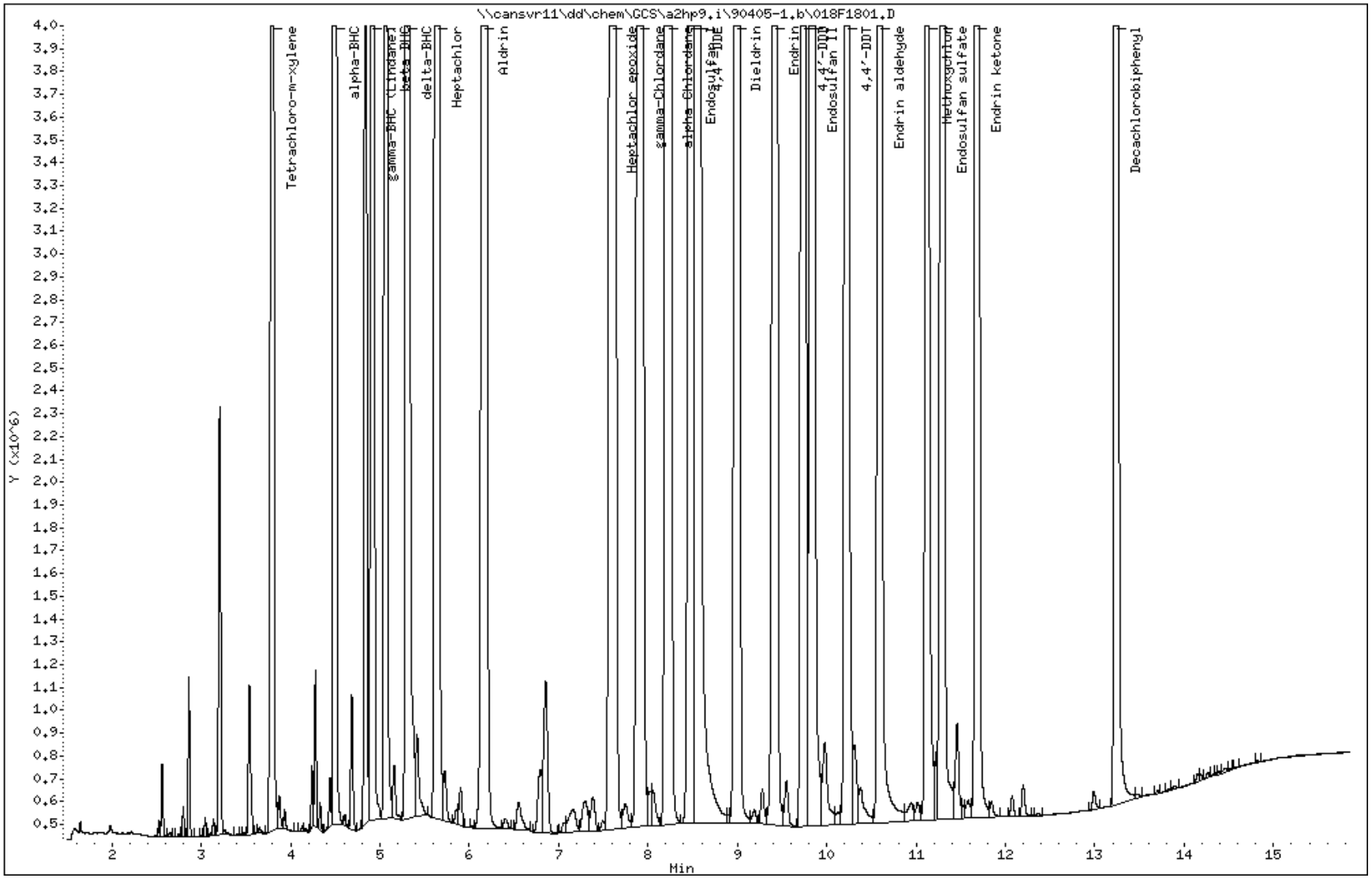

COMPOUNDS and EXP. RT REPORT

Operator: 093905 Date Acquired: 06-APR-2009 03:52
Data File: //cansvr11/dd/chem/GCS/a2hp9.i/90405-1.b/018F1801.D
Lab Sample ID: AB6 G007
Misc. Info: 1-AB.SUB
Instrument: a2hp9.i
Method: \\cansvr11\dd\chem\GCS\a2hp9.i\90405-1.b\PEST9.m
Dilution Factor: 1

Compound	RT	Area	Amount	Conc
1) Tetrachloro-m-xylene	3.793	81493103	0.194	0.194
4) alpha-BHC	4.495	120117356	0.217	0.217
5) gamma-BHC (Lindane)	4.916	104777249	0.207	0.207
6) beta-BHC	5.062	40518173	0.195	0.195
7) delta-BHC	5.309	112597243	0.221	0.221
8) Heptachlor	5.637	88719992	0.188	0.188
10) Aldrin	6.164	109688979	0.210	0.210
12) Heptachlor epoxide	7.605	87762205	0.195	0.195
13) gamma-Chlordane	7.910	96230206	0.210	0.210
14) alpha-Chlordane	8.225	95890074	0.206	0.206
15) Endosulfan I	8.481	82105274	0.196	0.196
16) 4,4'-DDE	8.554	97734560	0.207	0.207
17) Dieldrin	8.995	94063631	0.203	0.203
18) Endrin	9.417	81577312	0.200	0.200
20) 4,4'-DDD	9.734	68595914	0.223	0.223
22) Endosulfan II	9.840	77519391	0.187	0.187
23) 4,4'-DDT	10.222	70627914	0.203	0.203
25) Endrin aldehyde	10.592	60607538	0.189	0.189
27) Methoxychlor	11.121	29043142	0.177	0.177
28) Endosulfan sulfate	11.291	71403201	0.196	0.196
29) Endrin ketone	11.685	73800164	0.185	0.185
30) Decachlorobiphenyl	13.240	59938716	0.179	0.179

TestAmerica North Canton

CONTINUING CALIBRATION COMPOUNDS

Instrument ID: a2hp9.i Injection Date: 06-APR-2009 04:15
Lab File ID: 019F1901.D Init. Cal. Date(s): 05-APR-2009 06-APR-2009
Analysis Type: Init. Cal. Times: 22:16 03:52
Lab Sample ID: ICV Quant Type: ESTD
Method: \\cansvr11\dd\chem\GCS\a2hp9.i\90405-1.b\PEST9.m

COMPOUND	RRF / AMOUNT	RF0.025	CCAL RRF0.025	MIN RRF	%D / %DRIFT	MAX %D / %DRIFT	CURVE TYPE
$ 1 Tetrachloro-m-xylene	419588836	423384560	423384560	0.000	-0.90463	15.00000	Averaged
4 alpha-BHC	553678942	541450360	541450360	0.010	2.20861	15.00000	Averaged
5 gamma-BHC (Lindane)	506215761	486758880	486758880	0.010	3.84359	15.00000	Averaged
6 beta-BHC	207399624	205184240	205184240	0.010	1.06817	15.00000	Averaged
7 delta-BHC	510227036	507095120	507095120	0.010	0.61383	15.00000	Averaged
8 Heptachlor	470872403	482489600	482489600	0.010	-2.46716	15.00000	Averaged
10 Aldrin	522421716	495600880	495600880	0.010	5.13394	15.00000	Averaged
12 Heptachlor epoxide	449662826	450710120	450710120	0.010	-0.23291	15.00000	Averaged
13 gamma-Chlordane	458578423	447756480	447756480	0.010	2.35989	15.00000	Averaged
14 alpha-Chlordane	466319638	458972200	458972200	0.010	1.57562	15.00000	Averaged
15 Endosulfan I	419240543	424757200	424757200	0.010	-1.31587	15.00000	Averaged
16 4,4'-DDE	473103340	463976160	463976160	0.010	1.92921	15.00000	Averaged
17 Dieldrin	463588414	465682640	465682640	0.010	-0.45174	15.00000	Averaged
18 Endrin	408763810	403667520	403667520	0.010	1.24676	15.00000	Averaged
20 4,4'-DDD	308054480	306416240	306416240	0.010	0.53180	15.00000	Averaged
22 Endosulfan II	414947829	432638640	432638640	0.010	-4.26338	15.00000	Averaged
23 4,4'-DDT	347712118	360350400	360350400	0.010	-3.63470	15.00000	Averaged
25 Endrin aldehyde	320441057	328958360	328958360	0.010	-2.65799	15.00000	Averaged
27 Methoxychlor	163630353	175638520	175638520	0.010	-7.33859	15.00000	Averaged
28 Endosulfan sulfate	364305846	375240320	375240320	0.010	-3.00145	15.00000	Averaged
29 Endrin ketone	397978248	406797520	406797520	0.010	-2.21602	15.00000	Averaged
$ 30 Decachlorobiphenyl	335389512	352704600	352704600	0.010	-5.16268	15.00000	Averaged

Average %D / Drift Results.

Calculated Average %D/Drift = 2.46175
Maximun Average %D/Drift = 15.00000
* Passed Average %D/Drift Test.

TestAmerica North Canton

PESTICIDES 8081/608

Data file : \\cansvr11\dd\chem\GCS\a2hp9.i\90405-1.b\019F1901.D
Lab Smp Id: ICV
Inj Date : 06-APR-2009 04:15
Operator : 093905 Inst ID: a2hp9.i
Smp Info : ICV
Misc Info :
Comment :
Method : \\cansvr11\dd\chem\GCS\a2hp9.i\90405-1.b\PEST9.m
Meth Date : 06-Apr-2009 08:29 vandorenc Quant Type: ESTD
Cal Date : 06-APR-2009 03:52 Cal File: 018F1801.D
Als bottle: 19 Continuing Calibration Sample
Dil Factor: 1.00000
Integrator: Falcon Compound Sublist: 1-ab.sub
Target Version: 4.14 Sample Matrix: None
Processing Host: CANPGCSV23

RT	EXP RT	DLT RT	RESPONSE	AMOUNTS CAL-AMT (ng)	ON-COL (ng)	TARGET RANGE	RATIO
$ 1 Tetrachloro-m-xylene						CAS #: 877-09-8	
3.793	3.793	0.000	10584614	0.02500	0.02523		
4 alpha-BHC						CAS #: 319-84-6	
4.495	4.495	0.000	13536259	0.02500	0.02445		
5 gamma-BHC (Lindane)						CAS #: 58-89-9	
4.915	4.915	0.000	12168972	0.02500	0.02404		
6 beta-BHC						CAS #: 319-85-7	
5.061	5.061	0.000	5129606	0.02500	0.02473		
7 delta-BHC						CAS #: 319-86-8	
5.310	5.310	0.000	12677378	0.02500	0.02485		
8 Heptachlor						CAS #: 76-44-8	
5.635	5.635	0.000	12062240	0.02500	0.02562		
10 Aldrin						CAS #: 309-00-2	
6.163	6.163	0.000	12390022	0.02500	0.02372		
12 Heptachlor epoxide						CAS #: 1024-57-3	
7.603	7.603	0.000	11267753	0.02500	0.02506		
13 gamma-Chlordane						CAS #: 5103-74-2	
7.910	7.910	0.000	11193912	0.02500	0.02441		
14 alpha-Chlordane						CAS #: 5103-71-9	
8.225	8.225	0.000	11474305	0.02500	0.02461		

```
--------------------------------------------------------------------------------
   15 Endosulfan I                                CAS #: 959-98-8
8.480    8.480    0.000        10618930 0.02500  0.02533
--------------------------------------------------------------------------------
```

					AMOUNTS			
					CAL-AMT	ON-COL		
RT	EXP RT	DLT RT	RESPONSE		(ng)	(ng)	TARGET RANGE	RATIO
16	4,4'-DDE					CAS #: 72-55-9		
8.558	8.558	0.000	11599404		0.02500	0.02452		
17	Dieldrin					CAS #: 60-57-1		
8.993	8.993	0.000	11642066		0.02500	0.02511		
18	Endrin					CAS #: 72-20-8		
9.418	9.418	0.000	10091688		0.02500	0.02469		
20	4,4'-DDD					CAS #: 72-54-8		
9.738	9.738	0.000	7660406		0.02500	0.02487		
22	Endosulfan II					CAS #: 33213-65-9		
9.840	9.840	0.000	10815966		0.02500	0.02606		
23	4,4'-DDT					CAS #: 50-29-3		
10.225	10.225	0.000	9008760		0.02500	0.02591		
25	Endrin aldehyde					CAS #: 7421-93-4		
10.592	10.592	0.000	8223959		0.02500	0.02566		
27	Methoxychlor					CAS #: 72-43-5		
11.127	11.127	0.000	4390963		0.02500	0.02683		
28	Endosulfan sulfate					CAS #: 1031-07-8		
11.292	11.292	0.000	9381008		0.02500	0.02575		
29	Endrin ketone					CAS #: 53494-70-5		
11.685	11.685	0.000	10169938		0.02500	0.02555		
$ 30	Decachlorobiphenyl					CAS #: 2051-24-3		
13.242	13.242	0.000	8817615		0.02500	0.02629		

Data File: \\cansvr11\dd\chem\GCS\a2hp9.i\90405-1.b\019F1901.D

Date : 06-APR-2009 04:15

Client ID:

Instrument: a2hp9.i

Sample Info: ICV

Operator: 093905

Column phase: clp pesticides I

Column diameter: 0.53

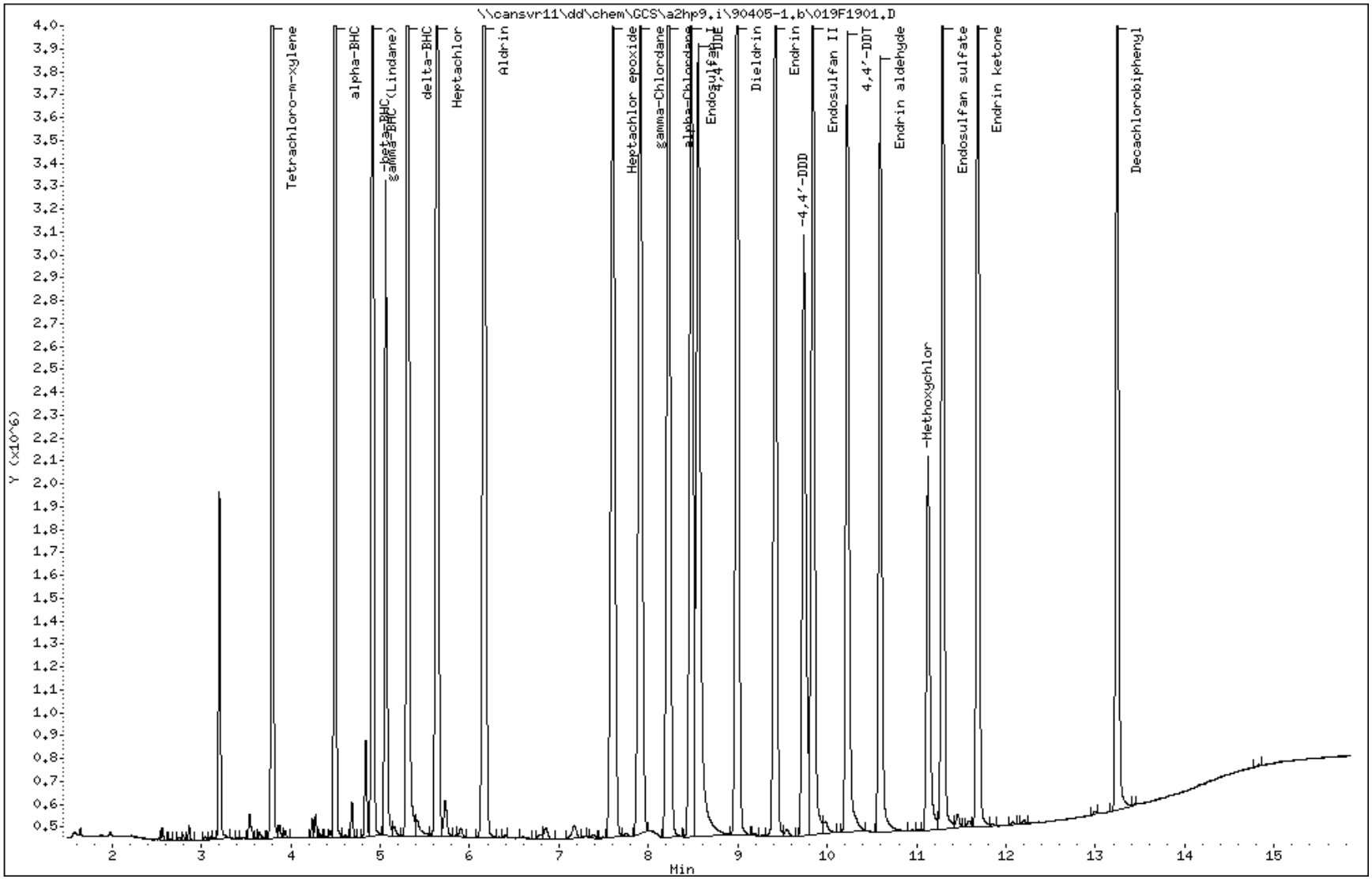

COMPOUNDS and EXP. RT REPORT

Operator: 093905 Date Acquired: 06-APR-2009 04:15
Data File: //cansvr11/dd/chem/GCS/a2hp9.i/90405-1.b/019F1901.D
Lab Sample ID: ICV
Misc. Info:
Instrument: a2hp9.i
Method: \\cansvr11\dd\chem\GCS\a2hp9.i\90405-1.b\PEST9.m
Dilution Factor: 1

Compound	RT	Area	Amount	Conc
1) Tetrachloro-m-xylene	3.793	10584614	0.025	0.025
4) alpha-BHC	4.495	13536259	0.024	0.024
5) gamma-BHC (Lindane)	4.915	12168972	0.024	0.024
6) beta-BHC	5.062	5129606	0.025	0.025
7) delta-BHC	5.310	12677378	0.025	0.025
8) Heptachlor	5.636	12062240	0.026	0.026
10) Aldrin	6.163	12390022	0.024	0.024
12) Heptachlor epoxide	7.603	11267753	0.025	0.025
13) gamma-Chlordane	7.910	11193912	0.024	0.024
14) alpha-Chlordane	8.225	11474305	0.025	0.025
15) Endosulfan I	8.480	10618930	0.025	0.025
16) 4,4'-DDE	8.558	11599404	0.025	0.025
17) Dieldrin	8.993	11642066	0.025	0.025
18) Endrin	9.418	10091688	0.025	0.025
20) 4,4'-DDD	9.738	7660406	0.025	0.025
22) Endosulfan II	9.840	10815966	0.026	0.026
23) 4,4'-DDT	10.226	9008760	0.026	0.026
25) Endrin aldehyde	10.593	8223959	0.026	0.026
27) Methoxychlor	11.128	4390963	0.027	0.027
28) Endosulfan sulfate	11.293	9381008	0.026	0.026
29) Endrin ketone	11.685	10169938	0.026	0.026
30) Decachlorobiphenyl	13.243	8817615	0.026	0.026

TestAmerica North Canton

PESTICIDES 8081/608

Data file : \\cansvr11\dd\chem\GCS\a2hp9.i\90405-1.b\90405-1.b\003F0301.D
Lab Smp Id: TOX1 F167
Inj Date : 05-APR-2009 22:16
Operator : 093905 Inst ID: a2hp9.i
Smp Info : TOX1 F167,,1,1
Misc Info : 16-TOXAPH.SUB
Comment :
Method : \\cansvr11\dd\chem\GCS\a2hp9.i\90405-1.b\PEST9.m\PEST9r.m
Meth Date : 06-Apr-2009 08:34 vandorenc Quant Type: ESTD
Cal Date : 05-APR-2009 22:16 Cal File: 003F0301.D
Als bottle: 3 Calibration Sample, Level: 1
Dil Factor: 1.00000
Integrator: Falcon Compound Sublist: 16-TOXAPH.SUB
Target Version: 4.14 Sample Matrix: None
Processing Host: CANPGCSV23

				AMOUNTS			
				CAL-AMT	ON-COL		
RT	EXP RT	DLT RT	RESPONSE	(ng)	(ng)	TARGET RANGE	RATIO
23 Toxaphene					CAS #: 8001-35-2		
11.753	11.753	0.000	1701351	0.20000	0.2000	80.00- 120.00	100.00
11.868	11.868	0.000	810166	0.20000	0.2000	114.04- 154.04	47.62
12.159	12.159	0.000	1773977	0.20000	0.2000	115.64- 155.64	104.27
12.897	12.897	0.000	1403329	0.20000	0.2000	52.78- 92.78	82.48
13.265	13.265	0.000	650201	0.20000	0.2000	69.36- 109.36	38.22
		Average of Peak Amounts =			0.20000		

Data File: \\cansvr11\dd\chem\GCS\a2hp9.i\90405-1.b\90405-1.b\003F0301.D

Page 1

Date : 05-APR-2009 22:16

Client ID:

Instrument: a2hp9.i

Sample Info: TOX1 F167,,1,1

Operator: 093905

Column phase: clp pesticides II

Column diameter: 0.53

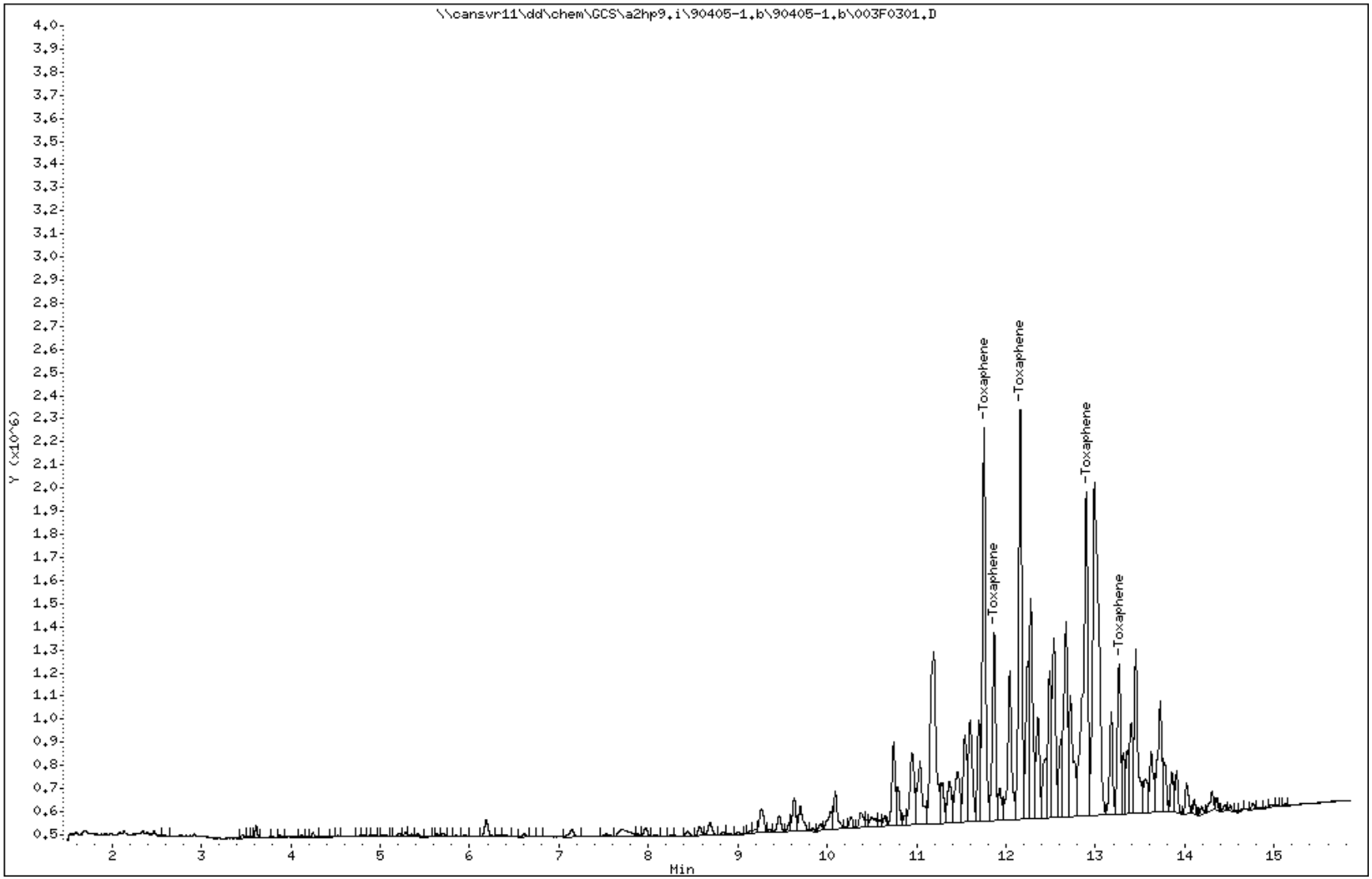

COMPOUNDS and EXP. RT REPORT

Operator: 093905 Date Acquired: 05-APR-2009 22:16
Data File: //cansvr11/dd/chem/GCS/a2hp9.i/90405-1.b/90405-1.b/003F0301.D
Lab Sample ID: TOX1 F167
Misc. Info: 16-TOXAPH.SUB
Instrument: a2hp9.i
Method: \\cansvr11\dd\chem\GCS\a2hp9.i\90405-1.b\PEST9.m\PEST9r.m
Dilution Factor: 1

Compound	RT	Area	Amount	Conc
23) Toxaphene	11.754	4201209	0.200	0.200

TestAmerica North Canton

PESTICIDES 8081/608

Data file : \\cansvr11\dd\chem\GCS\a2hp9.i\90405-1.b\90405-1.b\004F0401.D
Lab Smp Id: TOX2 F167
Inj Date : 05-APR-2009 22:39
Operator : 093905 Inst ID: a2hp9.i
Smp Info : TOX2 F167,,1,2
Misc Info : 16-TOXAPH.SUB
Comment :
Method : \\cansvr11\dd\chem\GCS\a2hp9.i\90405-1.b\PEST9.m\PEST9r.m
Meth Date : 06-Apr-2009 08:34 vandorenc Quant Type: ESTD
Cal Date : 05-APR-2009 22:39 Cal File: 004F0401.D
Als bottle: 4 Calibration Sample, Level: 2
Dil Factor: 1.00000
Integrator: Falcon Compound Sublist: 16-TOXAPH.SUB
Target Version: 4.14 Sample Matrix: None
Processing Host: CANPGCSV23

				AMOUNTS			
				CAL-AMT	ON-COL		
RT	EXP RT	DLT RT	RESPONSE	(ng)	(ng)	TARGET RANGE	RATIO
23 Toxaphene					CAS #: 8001-35-2		
11.755	11.755	0.000	4393674	0.50000	0.5081	80.00- 120.00	100.00
11.870	11.870	0.000	2062999	0.50000	0.5046	114.04- 154.04	46.95
12.160	12.160	0.000	4529452	0.50000	0.5053	115.64- 155.64	103.09
12.899	12.899	0.000	3618220	0.50000	0.5077	52.78- 92.78	82.35
13.265	13.265	0.000	1743018	0.50000	0.5174	69.36- 109.36	39.67
		Average of Peak Amounts =			0.50862		

Data File: \\cansvr11\dd\chem\GCS\a2hp9.i\90405-1.b\90405-1.b\004F0401.D

Page 1

Date : 05-APR-2009 22:39

Client ID:

Instrument: a2hp9.i

Sample Info: TOX2 F167,,1,2

Operator: 093905

Column phase: clp pesticides II

Column diameter: 0.53

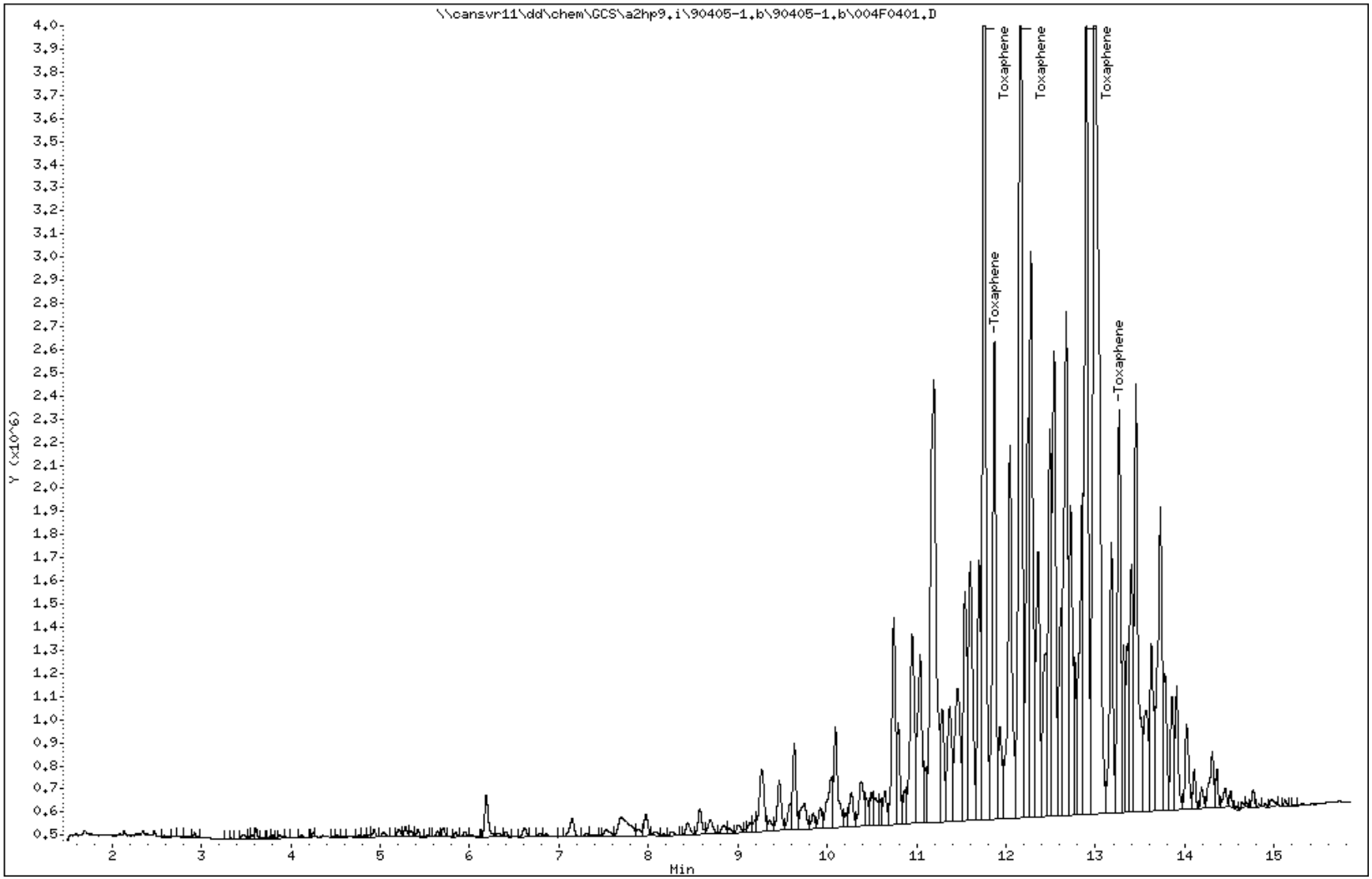

COMPOUNDS and EXP. RT REPORT

Operator: 093905 Date Acquired: 05-APR-2009 22:39
Data File: //cansvr11/dd/chem/GCS/a2hp9.i/90405-1.b/90405-1.b/004F0401.D
Lab Sample ID: TOX2 F167
Misc. Info: 16-TOXAPH.SUB
Instrument: a2hp9.i
Method: \\cansvr11\dd\chem\GCS\a2hp9.i\90405-1.b\PEST9.m\PEST9r.m
Dilution Factor: 1

Compound	RT	Area	Amount	Conc
23) Toxaphene	11.756	10812663	0.508	0.508

TestAmerica North Canton

PESTICIDES 8081/608

Data file : \\cansvr11\dd\chem\GCS\a2hp9.i\90405-1.b\90405-1.b\005F0501.D
Lab Smp Id: TOX3 F167
Inj Date : 05-APR-2009 23:01
Operator : 093905 Inst ID: a2hp9.i
Smp Info : TOX3 F167,,1,3
Misc Info : 16-TOXAPH.SUB
Comment :
Method : \\cansvr11\dd\chem\GCS\a2hp9.i\90405-1.b\PEST9.m\PEST9r.m
Meth Date : 06-Apr-2009 08:35 vandorenc Quant Type: ESTD
Cal Date : 05-APR-2009 23:01 Cal File: 005F0501.D
Als bottle: 5 Calibration Sample, Level: 3
Dil Factor: 1.00000
Integrator: Falcon Compound Sublist: 16-TOXAPH.SUB
Target Version: 4.14 Sample Matrix: None
Processing Host: CANPGCSV23

				AMOUNTS			
				CAL-AMT	ON-COL		
RT	EXP RT	DLT RT	RESPONSE	(ng)	(ng)	TARGET RANGE	RATIO
23 Toxaphene					CAS #: 8001-35-2		
11.755	11.755	0.000	8098322	1.00000	0.9568	80.00- 120.00	100.00
11.870	11.870	0.000	3780698	1.00000	0.9485	114.04- 154.04	46.68
12.161	12.161	0.000	8393988	1.00000	0.9567	115.64- 155.64	103.65
12.899	12.899	0.000	6560045	1.00000	0.9456	52.78- 92.78	81.00
13.266	13.266	0.000	3207376	1.00000	0.9676	69.36- 109.36	39.61
		Average of Peak Amounts =			0.95504		

Data File: \\cansvr11\dd\chem\GCS\a2hp9.i\90405-1.b\90405-1.b\005F0501.D

Date : 05-APR-2009 23:01

Client ID:

Instrument: a2hp9.i

Sample Info: TOX3 F167,,1,3

Operator: 093905

Column phase: clp pesticides II

Column diameter: 0.53

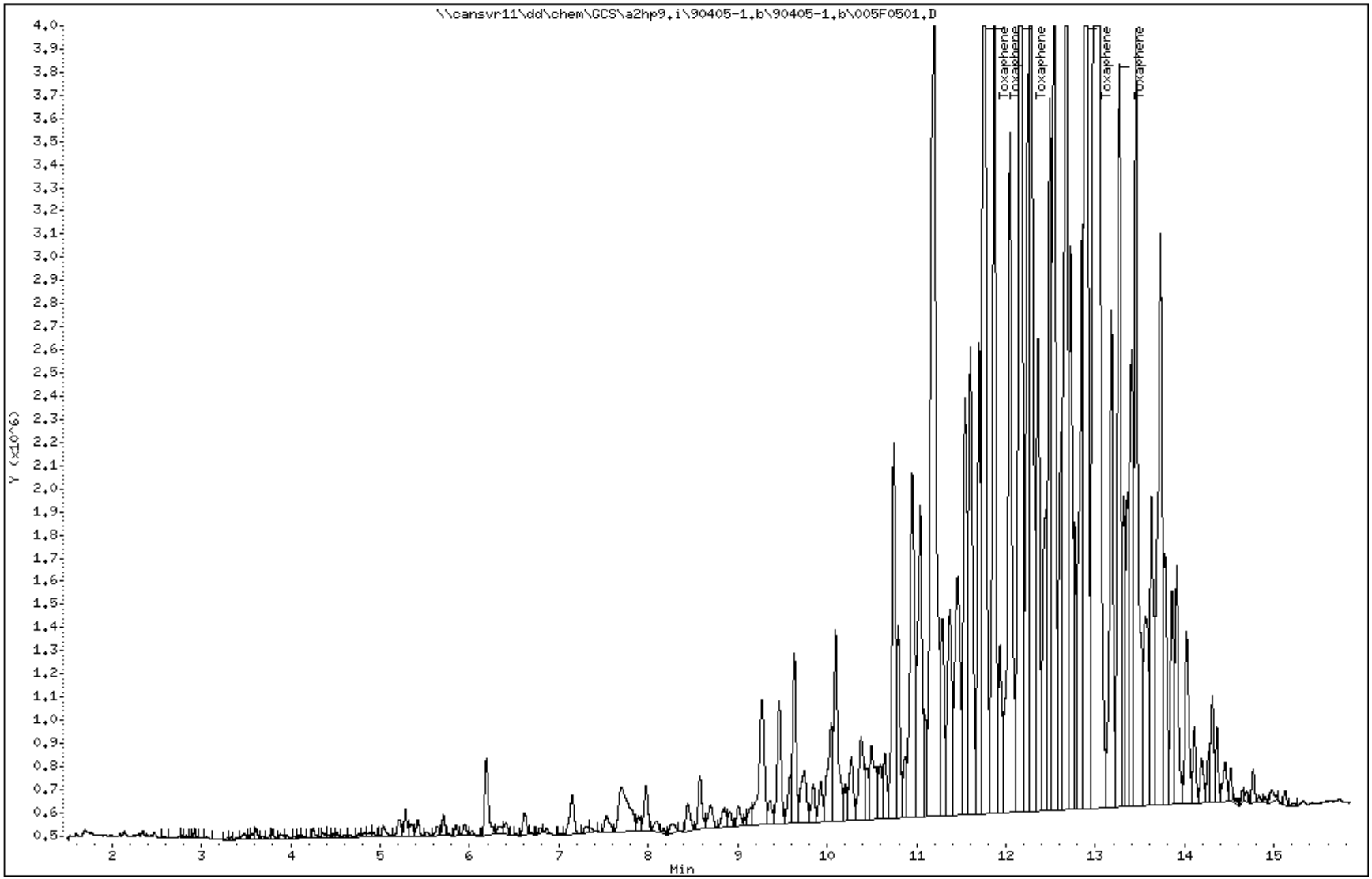

COMPOUNDS and EXP. RT REPORT

Operator: 093905 Date Acquired: 05-APR-2009 23:01
Data File: //cansvr11/dd/chem/GCS/a2hp9.i/90405-1.b/90405-1.b/005F0501.D
Lab Sample ID: TOX3 F167
Misc. Info: 16-TOXAPH.SUB
Instrument: a2hp9.i
Method: \\cansvr11\dd\chem\GCS\a2hp9.i\90405-1.b\PEST9.m\PEST9r.m
Dilution Factor: 1

Compound	RT	Area	Amount	Conc
23) Toxaphene	11.756	19524516	0.957	0.957

TestAmerica North Canton

PESTICIDES 8081/608

Data file : \\cansvr11\dd\chem\GCS\a2hp9.i\90405-1.b\90405-1.b\006F0601.D
Lab Smp Id: TOX4 F167
Inj Date : 05-APR-2009 23:24
Operator : 093905 Inst ID: a2hp9.i
Smp Info : TOX4 F167,,1,4
Misc Info : 16-TOXAPH.SUB
Comment :
Method : \\cansvr11\dd\chem\GCS\a2hp9.i\90405-1.b\PEST9.m\PEST9r.m
Meth Date : 06-Apr-2009 08:35 vandorenc Quant Type: ESTD
Cal Date : 05-APR-2009 23:24 Cal File: 006F0601.D
Als bottle: 6 Calibration Sample, Level: 4
Dil Factor: 1.00000
Integrator: Falcon Compound Sublist: 16-TOXAPH.SUB
Target Version: 4.14 Sample Matrix: None
Processing Host: CANPGCSV23

				AMOUNTS			
				CAL-AMT	ON-COL		
RT	EXP RT	DLT RT	RESPONSE	(ng)	(ng)	TARGET RANGE	RATIO
23 Toxaphene					CAS #: 8001-35-2		
11.755	11.755	0.000	19187775	2.00000	2.194	80.00- 120.00	100.00
11.869	11.869	0.000	8941464	2.00000	2.177	114.04- 154.04	46.60
12.160	12.160	0.000	19868905	2.00000	2.192	115.64- 155.64	103.55
12.899	12.899	0.000	15457869	2.00000	2.166	52.78- 92.78	80.56
13.265	13.265	0.000	7831752	2.00000	2.260	69.36- 109.36	40.82
		Average of Peak Amounts =			2.19780		

Data File: \\cansvr11\dd\chem\GCS\a2hp9.i\90405-1.b\90405-1.b\006F0601.D

Date : 05-APR-2009 23:24

Client ID:

Instrument: a2hp9.i

Sample Info: TOX4 F167,,1,4

Operator: 093905

Column phase: clp pesticides II

Column diameter: 0.53

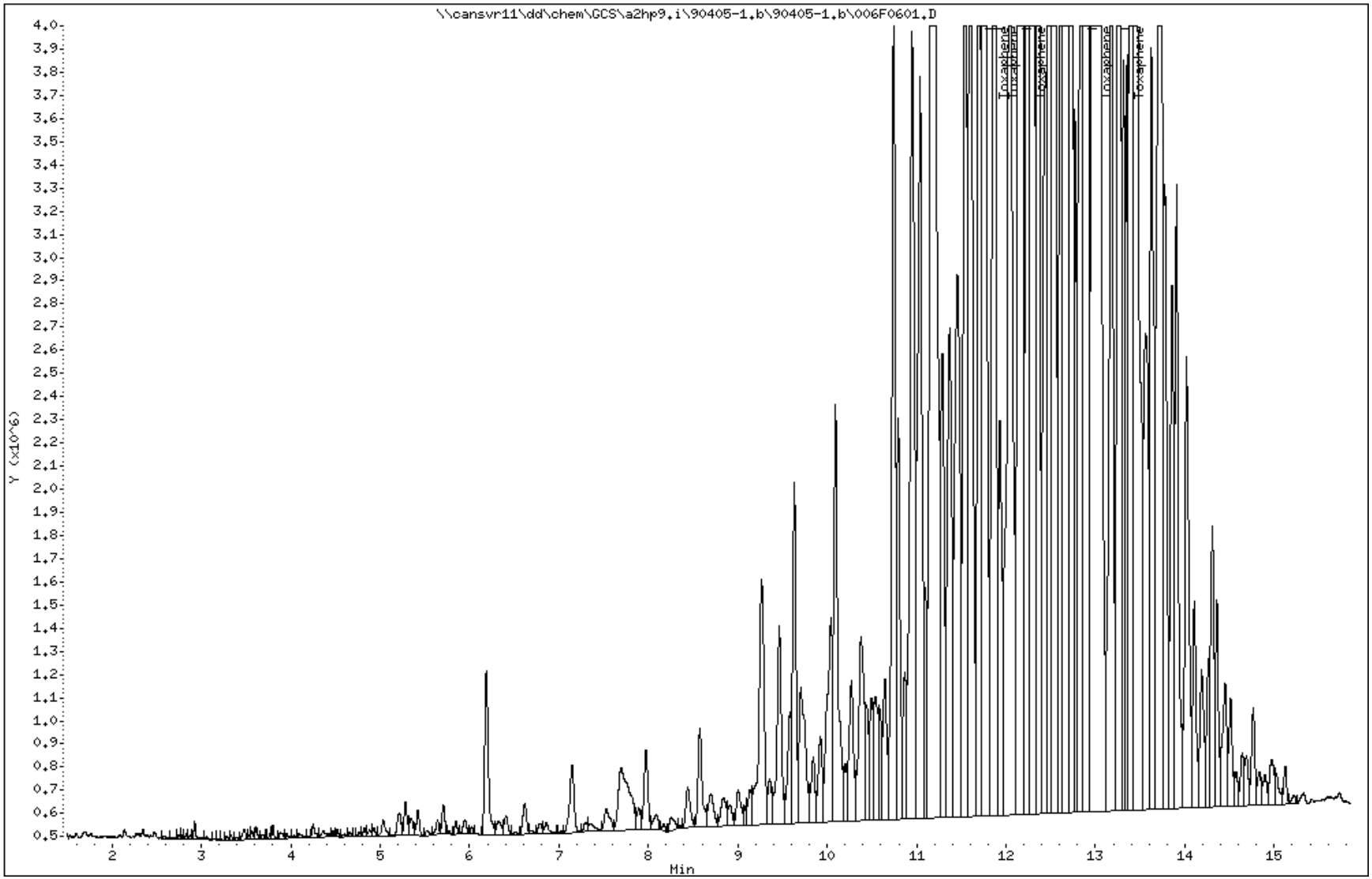

COMPOUNDS and EXP. RT REPORT

Operator: 093905 Date Acquired: 05-APR-2009 23:24
Data File: //cansvr11/dd/chem/GCS/a2hp9.i/90405-1.b/90405-1.b/006F0601.D
Lab Sample ID: TOX4 F167
Misc. Info: 16-TOXAPH.SUB
Instrument: a2hp9.i
Method: \\cansvr11\dd\chem\GCS\a2hp9.i\90405-1.b\PEST9.m\PEST9r.m
Dilution Factor: 1

Compound	RT	Area	Amount	Conc
23) Toxaphene	11.756	46123032	2.194	2.194

TestAmerica North Canton

PESTICIDES 8081/608

Data file : \\cansvr11\dd\chem\GCS\a2hp9.i\90405-1.b\90405-1.b\007F0701.D
Lab Smp Id: TOX5 F167
Inj Date : 05-APR-2009 23:46
Operator : 093905 Inst ID: a2hp9.i
Smp Info : TOX5 F167,,1,5
Misc Info : 16-TOXAPH.SUB
Comment :
Method : \\cansvr11\dd\chem\GCS\a2hp9.i\90405-1.b\PEST9.m\PEST9r.m
Meth Date : 06-Apr-2009 08:35 vandorenc Quant Type: ESTD
Cal Date : 05-APR-2009 23:46 Cal File: 007F0701.D
Als bottle: 7 Calibration Sample, Level: 5
Dil Factor: 1.00000
Integrator: Falcon Compound Sublist: 16-TOXAPH.SUB
Target Version: 4.14 Sample Matrix: None
Processing Host: CANPGCSV23

				AMOUNTS			
				CAL-AMT	ON-COL		
RT	EXP RT	DLT RT	RESPONSE	(ng)	(ng)	TARGET RANGE	RATIO
23 Toxaphene					CAS #: 8001-35-2		
11.756	11.756	0.000	54989303	5.00000	5.979	80.00- 120.00	100.00
11.871	11.871	0.000	26130574	5.00000	6.034	114.04- 154.04	47.52
12.161	12.161	0.000	57221086	5.00000	5.998	115.64- 155.64	104.06
12.899	12.899	0.000	44172227	5.00000	5.909	52.78- 92.78	80.33
13.266	13.266	0.000	22682289	5.00000	6.165	69.36- 109.36	41.25
		Average of Peak Amounts =			6.01700		

Data File: \\cansvr11\dd\chem\GCS\a2hp9.i\90405-1.b\90405-1.b\007F0701.D

Date : 05-APR-2009 23:46

Client ID:

Instrument: a2hp9.i

Sample Info: TOX5 F167,,1,5

Operator: 093905

Column phase: clp pesticides II

Column diameter: 0.53

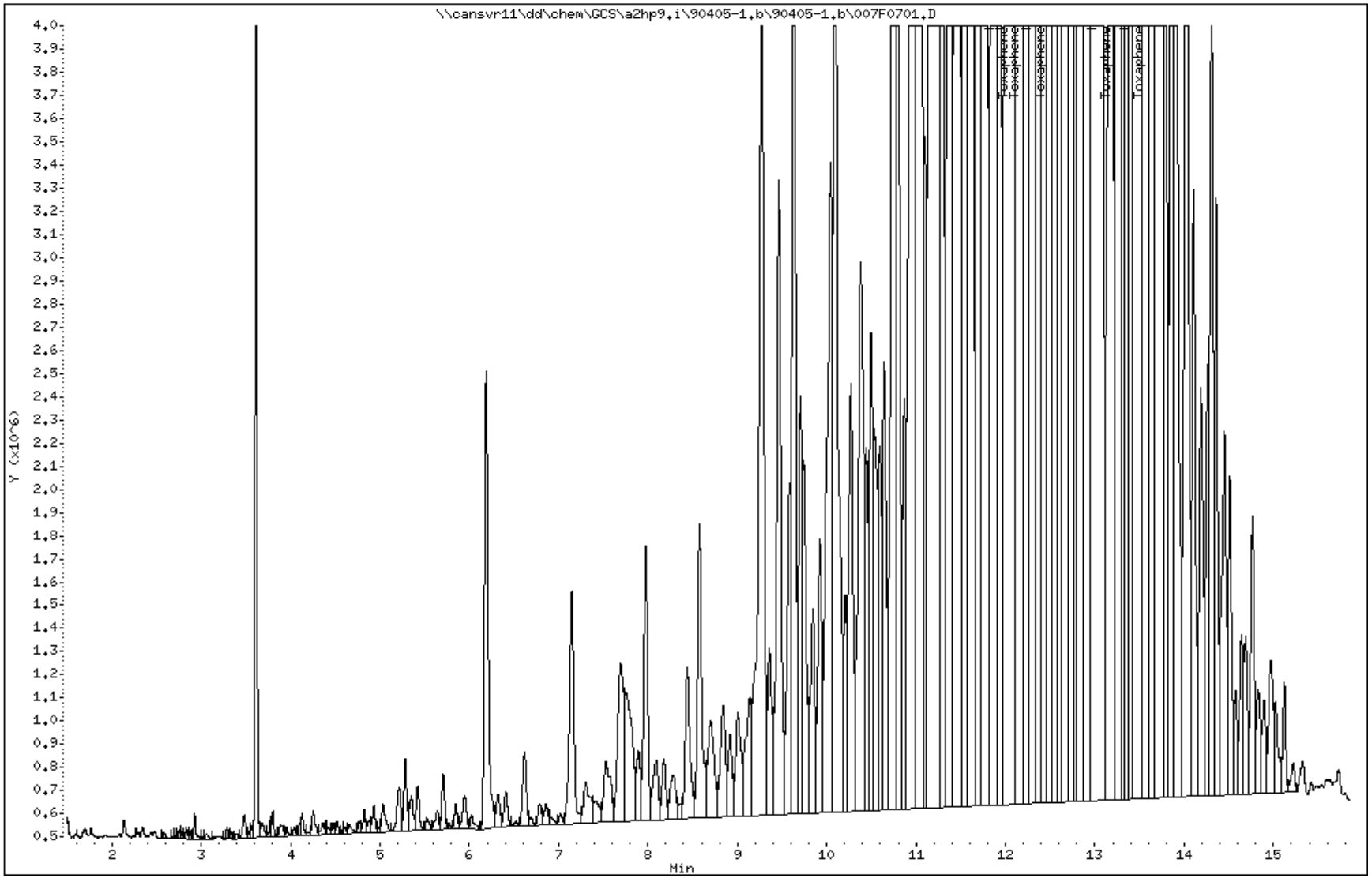

COMPOUNDS and EXP. RT REPORT

Operator: 093905 Date Acquired: 05-APR-2009 23:46
Data File: //cansvr11/dd/chem/GCS/a2hp9.i/90405-1.b/90405-1.b/007F0701.D
Lab Sample ID: TOX5 F167
Misc. Info: 16-TOXAPH.SUB
Instrument: a2hp9.i
Method: \\cansvr11\dd\chem\GCS\a2hp9.i\90405-1.b\PEST9.m\PEST9r.m
Dilution Factor: 1

Compound	RT	Area	Amount	Conc
23) Toxaphene	11.756	132941228	5.979	5.979

TestAmerica North Canton

PESTICIDES 8081/608

Data file : \\cansvr11\dd\chem\GCS\a2hp9.i\90405-1.b\90405-1.b\008F0801.D
Lab Smp Id: TC1 G025
Inj Date : 06-APR-2009 00:08
Operator : 093905 Inst ID: a2hp9.i
Smp Info : TC1 G025,,1,1
Misc Info : 15-TECHLOR.SUB
Comment :
Method : \\cansvr11\dd\chem\GCS\a2hp9.i\90405-1.b\PEST9.m\PEST9r.m
Meth Date : 06-Apr-2009 08:35 vandorenc Quant Type: ESTD
Cal Date : 06-APR-2009 00:08 Cal File: 008F0801.D
Als bottle: 8 Calibration Sample, Level: 1
Dil Factor: 1.00000
Integrator: Falcon Compound Sublist: 15-TECHLOR.SUB
Target Version: 4.14 Sample Matrix: None
Processing Host: CANPGCSV23

				AMOUNTS			
				CAL-AMT	ON-COL		
RT	EXP RT	DLT RT	RESPONSE	(ng)	(ng)	TARGET RANGE	RATIO
9 Tech Chlordane					CAS #: 57-74-9		
7.091	7.091	0.000	171718	0.02000	0.02000	0.00- 20.00	100.00
8.707	8.707	0.000	249723	0.02000	0.02000	0.00- 20.00	145.43
9.934	9.934	0.000	526541	0.02000	0.02000	0.00- 20.00	306.63
10.213	10.213	0.000	461862	0.02000	0.02000	0.00- 20.00	268.97
		Average of Peak Amounts =			0.02000		

Data File: \\cansvr11\dd\chem\GCS\a2hp9.i\90405-1.b\90405-1.b\008F0801.D

Page 1

Date : 06-APR-2009 00:08

Client ID:

Instrument: a2hp9.i

Sample Info: TC1 G025,,1,1

Operator: 093905

Column phase: clp pesticides II

Column diameter: 0.53

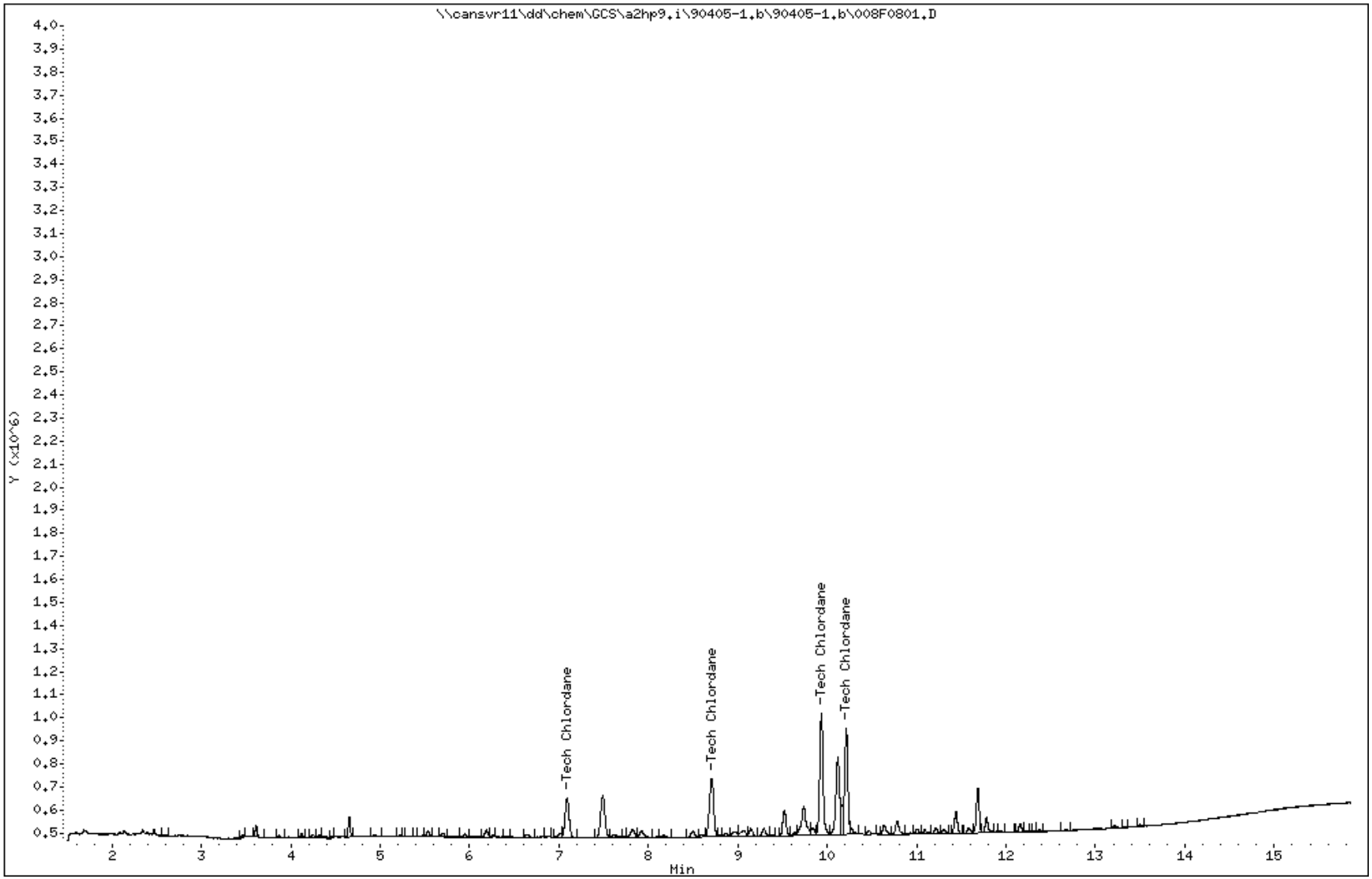

COMPOUNDS and EXP. RT REPORT

Operator: 093905 Date Acquired: 06-APR-2009 00:08
Data File: //cansvr11/dd/chem/GCS/a2hp9.i/90405-1.b/90405-1.b/008F0801.D
Lab Sample ID: TC1 G025
Misc. Info: 15-TECHLOR.SUB
Instrument: a2hp9.i
Method: \\cansvr11\dd\chem\GCS\a2hp9.i\90405-1.b\PEST9.m\PEST9r.m
Dilution Factor: 1

Compound	RT	Area	Amount	Conc
9) Tech Chlordane	7.091	542512	0.020	0.020

TestAmerica North Canton

PESTICIDES 8081/608

Data file : \\cansvr11\dd\chem\GCS\a2hp9.i\90405-1.b\90405-1.b\009F0901.D
Lab Smp Id: TC2 G025
Inj Date : 06-APR-2009 00:31
Operator : 093905 Inst ID: a2hp9.i
Smp Info : TC2 G025,,1,2
Misc Info : 15-TECHLOR.SUB
Comment :
Method : \\cansvr11\dd\chem\GCS\a2hp9.i\90405-1.b\PEST9.m\PEST9r.m
Meth Date : 06-Apr-2009 08:36 vandorenc Quant Type: ESTD
Cal Date : 06-APR-2009 00:31 Cal File: 009F0901.D
Als bottle: 9 Calibration Sample, Level: 2
Dil Factor: 1.00000
Integrator: Falcon Compound Sublist: 15-TECHLOR.SUB
Target Version: 4.14 Sample Matrix: None
Processing Host: CANPGCSV23

				AMOUNTS			
				CAL-AMT	ON-COL		
RT	EXP RT	DLT RT	RESPONSE	(ng)	(ng)	TARGET RANGE	RATIO
9 Tech Chlordane					CAS #: 57-74-9		
7.088	7.088	0.000	440733	0.05000	0.05066	0.00- 20.00	100.00
8.710	8.710	0.000	535646	0.05000	0.04618	0.00- 20.00	121.54
9.934	9.934	0.000	1348461	0.05000	0.05060	0.00- 20.00	305.96
10.212	10.212	0.000	1169663	0.05000	0.05032	0.00- 20.00	265.39
		Average of Peak Amounts =			0.04944		

Data File: \\cansvr11\dd\chem\GCS\a2hp9.i\90405-1.b\90405-1.b\009F0901.D

Page 1

Date : 06-APR-2009 00:31

Client ID:

Instrument: a2hp9.i

Sample Info: TC2 G025,,1,2

Operator: 093905

Column phase: clp pesticides II

Column diameter: 0.53

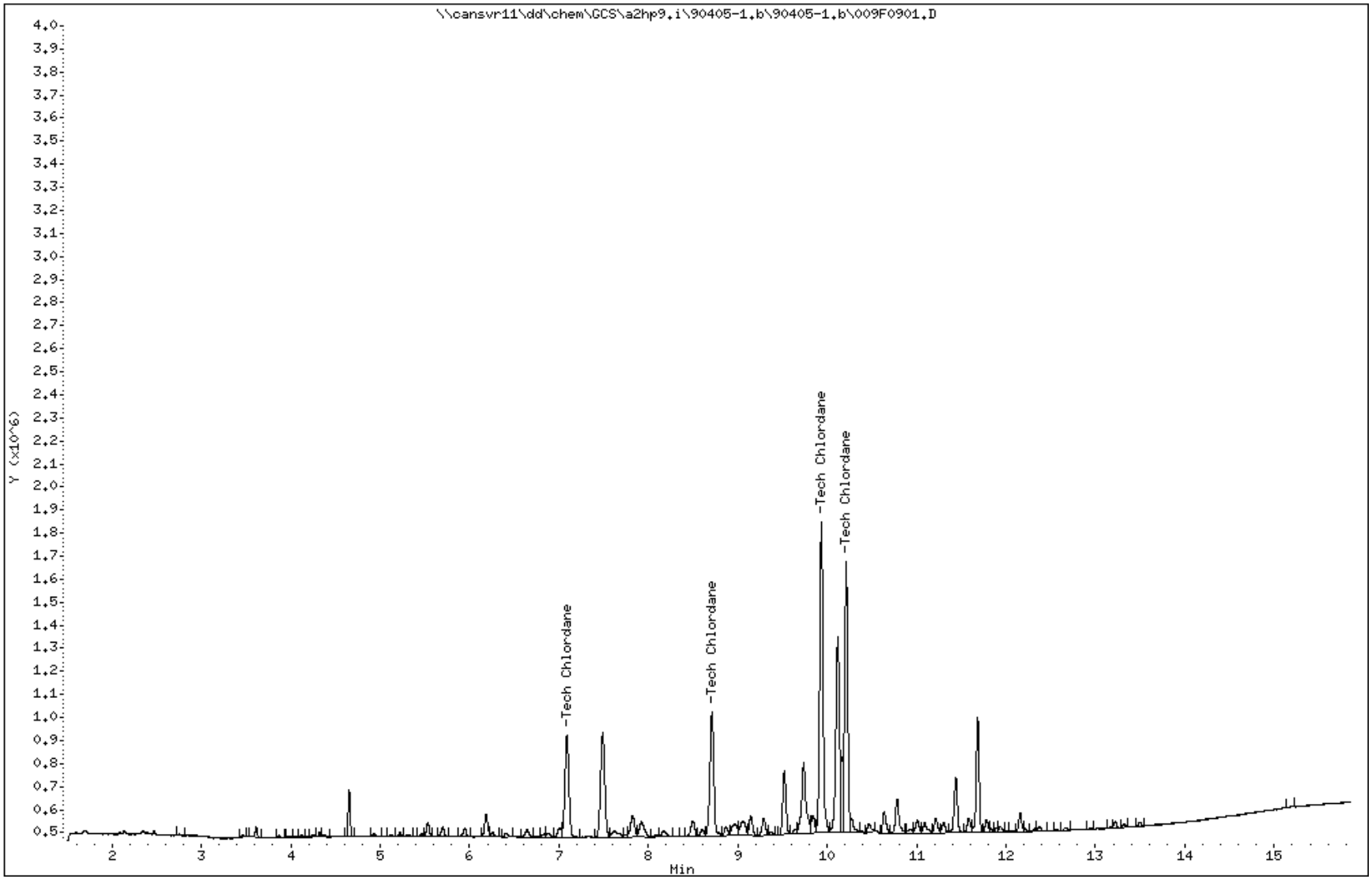

COMPOUNDS and EXP. RT REPORT

Operator: 093905 Date Acquired: 06-APR-2009 00:31
Data File: //cansvr11/dd/chem/GCS/a2hp9.i/90405-1.b/90405-1.b/009F0901.D
Lab Sample ID: TC2 G025
Misc. Info: 15-TECHLOR.SUB
Instrument: a2hp9.i
Method: \\cansvr11\dd\chem\GCS\a2hp9.i\90405-1.b\PEST9.m\PEST9r.m
Dilution Factor: 1

Compound	RT	Area	Amount	Conc
9) Tech Chlordane	7.088	1380303	0.051	0.051

TestAmerica North Canton

PESTICIDES 8081/608

Data file : \\cansvr11\dd\chem\GCS\a2hp9.i\90405-1.b\90405-1.b\010F1001.D
Lab Smp Id: TC3 G025
Inj Date : 06-APR-2009 00:53
Operator : 093905 Inst ID: a2hp9.i
Smp Info : TC3 G025,,1,3
Misc Info : 15-TECHLOR.SUB
Comment :
Method : \\cansvr11\dd\chem\GCS\a2hp9.i\90405-1.b\PEST9.m\PEST9r.m
Meth Date : 06-Apr-2009 08:36 vandorenc Quant Type: ESTD
Cal Date : 06-APR-2009 00:53 Cal File: 010F1001.D
Als bottle: 10 Calibration Sample, Level: 3
Dil Factor: 1.00000
Integrator: Falcon Compound Sublist: 15-TECHLOR.SUB
Target Version: 4.14 Sample Matrix: None
Processing Host: CANPGCSV23

				AMOUNTS			
				CAL-AMT	ON-COL		
RT	EXP RT	DLT RT	RESPONSE	(ng)	(ng)	TARGET RANGE	RATIO
9 Tech Chlordane					CAS #: 57-74-9		
7.090	7.090	0.000	867765	0.10000	0.09983	0.00- 20.00	100.00
8.712	8.712	0.000	1022202	0.10000	0.09176	0.00- 20.00	117.80
9.935	9.935	0.000	2904695	0.10000	0.1058	0.00- 20.00	334.73
10.212	10.212	0.000	2408168	0.10000	0.1024	0.00- 20.00	277.51
		Average of Peak Amounts =			0.09995		

Data File: \\cansvr11\dd\chem\GCS\a2hp9.i\90405-1.b\90405-1.b\010F1001.D

Page 1

Date : 06-APR-2009 00:53

Client ID:

Instrument: a2hp9.i

Sample Info: TC3 G025,,1,3

Operator: 093905

Column phase: clp pesticides II

Column diameter: 0.53

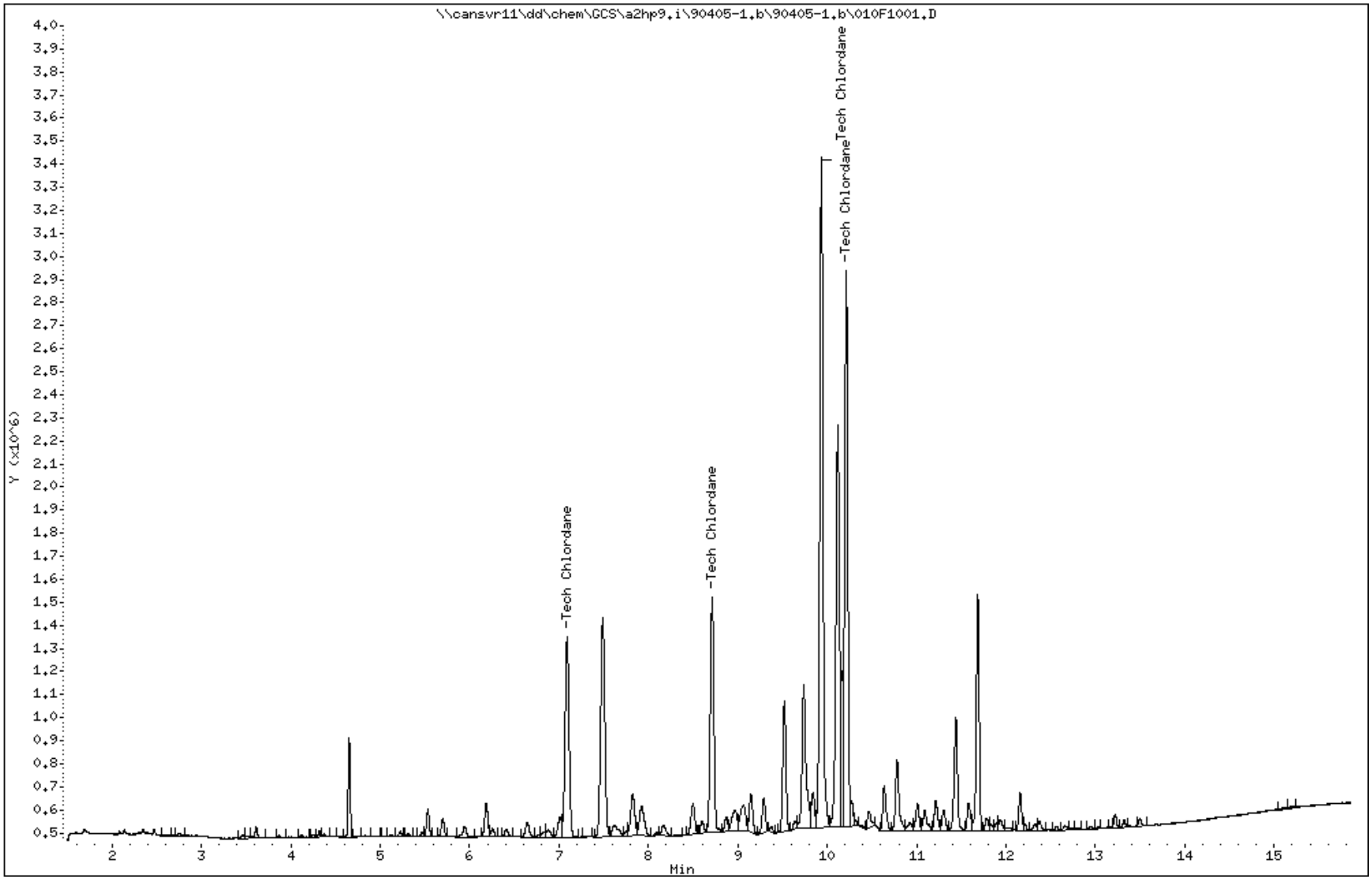

COMPOUNDS and EXP. RT REPORT

Operator: 093905 Date Acquired: 06-APR-2009 00:53
Data File: //cansvr11/dd/chem/GCS/a2hp9.i/90405-1.b/90405-1.b/010F1001.D
Lab Sample ID: TC3 G025
Misc. Info: 15-TECHLOR.SUB
Instrument: a2hp9.i
Method: \\cansvr11\dd\chem\GCS\a2hp9.i\90405-1.b\PEST9.m\PEST9r.m
Dilution Factor: 1

Compound	RT	Area	Amount	Conc
9) Tech Chlordane	7.090	2691985	0.100	0.100

TestAmerica North Canton

PESTICIDES 8081/608

Data file : \\cansvr11\dd\chem\GCS\a2hp9.i\90405-1.b\90405-1.b\011F1101.D
Lab Smp Id: TC4 G025
Inj Date : 06-APR-2009 01:15
Operator : 093905 Inst ID: a2hp9.i
Smp Info : TC4 G025,,1,4
Misc Info : 15-TECHLOR.SUB
Comment :
Method : \\cansvr11\dd\chem\GCS\a2hp9.i\90405-1.b\PEST9.m\PEST9r.m
Meth Date : 06-Apr-2009 08:36 vandorenc Quant Type: ESTD
Cal Date : 06-APR-2009 01:15 Cal File: 011F1101.D
Als bottle: 11 Calibration Sample, Level: 4
Dil Factor: 1.00000
Integrator: Falcon Compound Sublist: 15-TECHLOR.SUB
Target Version: 4.14 Sample Matrix: None
Processing Host: CANPGCSV23

				AMOUNTS			
				CAL-AMT	ON-COL		
RT	EXP RT	DLT RT	RESPONSE	(ng)	(ng)	TARGET RANGE	RATIO
9 Tech Chlordane					CAS #: 57-74-9		
7.090	7.090	0.000	1674180	0.20000	0.1944	0.00- 20.00	100.00
8.713	8.713	0.000	1898930	0.20000	0.1770	0.00- 20.00	113.42
9.935	9.935	0.000	5844523	0.20000	0.2095	0.00- 20.00	349.10
10.213	10.213	0.000	4829560	0.20000	0.2040	0.00- 20.00	288.47
		Average of Peak Amounts =			0.19622		

Data File: \\cansvr11\dd\chem\GCS\a2hp9.i\90405-1.b\90405-1.b\011F1101.D

Date : 06-APR-2009 01:15

Client ID:

Instrument: a2hp9.i

Sample Info: TC4 G025,,1,4

Operator: 093905

Column phase: clp pesticides II

Column diameter: 0.53

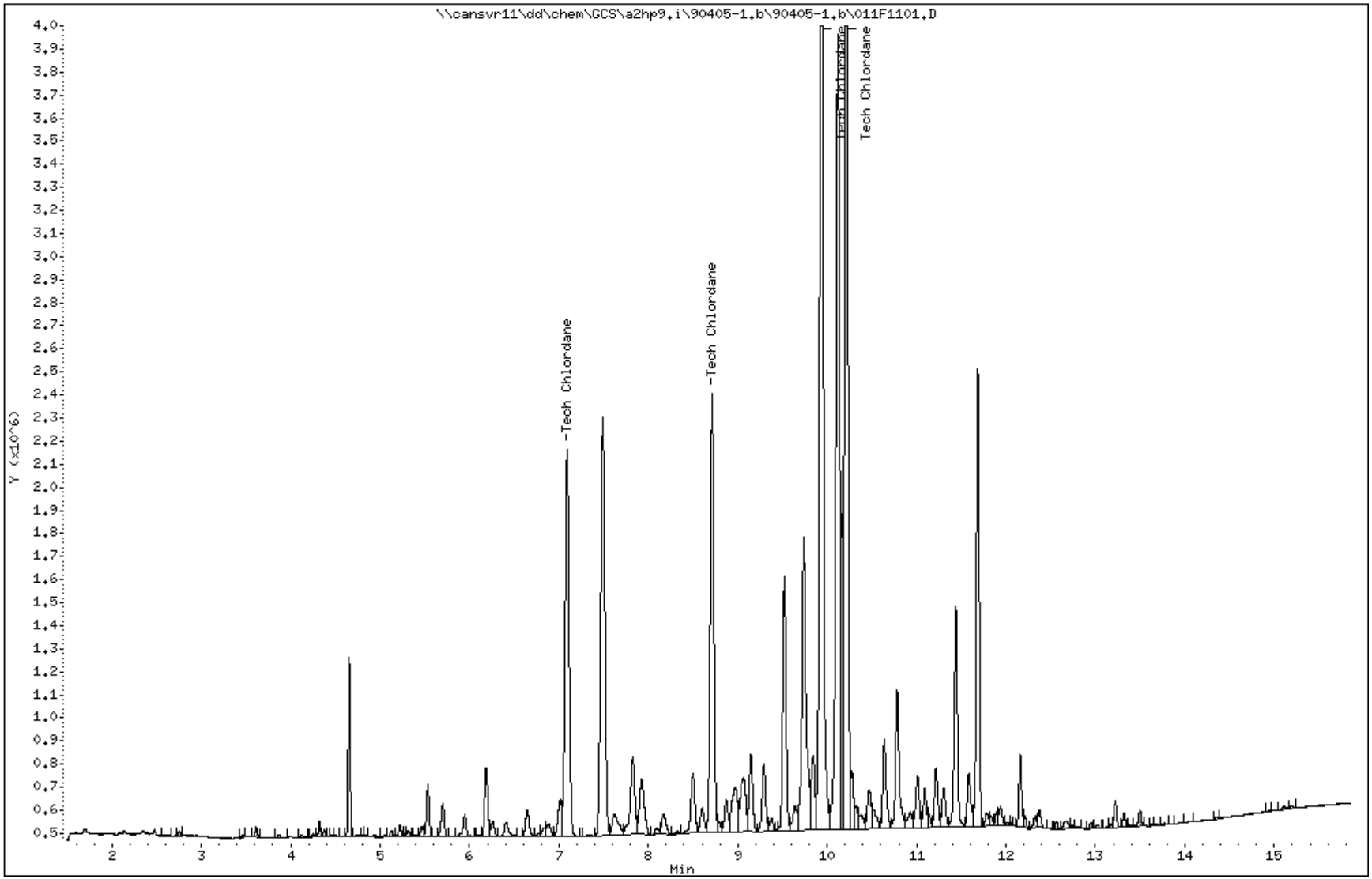

COMPOUNDS and EXP. RT REPORT

Operator: 093905 Date Acquired: 06-APR-2009 01:15
Data File: //cansvr11/dd/chem/GCS/a2hp9.i/90405-1.b/90405-1.b/011F1101.D
Lab Sample ID: TC4 G025
Misc. Info: 15-TECHLOR.SUB
Instrument: a2hp9.i
Method: \\cansvr11\dd\chem\GCS\a2hp9.i\90405-1.b\PEST9.m\PEST9r.m
Dilution Factor: 1

Compound	RT	Area	Amount	Conc
9) Tech Chlordane	7.091	5174779	0.194	0.194

TestAmerica North Canton

PESTICIDES 8081/608

Data file : \\cansvr11\dd\chem\GCS\a2hp9.i\90405-1.b\90405-1.b\012F1201.D
Lab Smp Id: TC5 G025
Inj Date : 06-APR-2009 01:38
Operator : 093905 Inst ID: a2hp9.i
Smp Info : TC5 G025,,1,5
Misc Info : 15-TECHLOR.SUB
Comment :
Method : \\cansvr11\dd\chem\GCS\a2hp9.i\90405-1.b\PEST9.m\PEST9r.m
Meth Date : 06-Apr-2009 08:36 vandorenc Quant Type: ESTD
Cal Date : 06-APR-2009 01:38 Cal File: 012F1201.D
Als bottle: 12 Calibration Sample, Level: 5
Dil Factor: 1.00000
Integrator: Falcon Compound Sublist: 15-TECHLOR.SUB
Target Version: 4.14 Sample Matrix: None
Processing Host: CANPGCSV23

				AMOUNTS			
				CAL-AMT	ON-COL		
RT	EXP RT	DLT RT	RESPONSE	(ng)	(ng)	TARGET RANGE	RATIO
9 Tech Chlordane					CAS #: 57-74-9		
7.089	7.089	0.000	4482237	0.50000	0.5162	0.00- 20.00	100.00
8.712	8.712	0.000	4325478	0.50000	0.4194	0.00- 20.00	96.50
9.933	9.933	0.000	14052792	0.50000	0.5031	0.00- 20.00	313.52
10.213	10.213	0.000	11655592	0.50000	0.4938	0.00- 20.00	260.04
		Average of Peak Amounts =			0.48312		

Data File: \\cansvr11\dd\chem\GCS\a2hp9.i\90405-1.b\90405-1.b\012F1201.D

Date : 06-APR-2009 01:38

Client ID:

Instrument: a2hp9.i

Sample Info: TC5 G025,,1,5

Operator: 093905

Column phase: clp pesticides II

Column diameter: 0.53

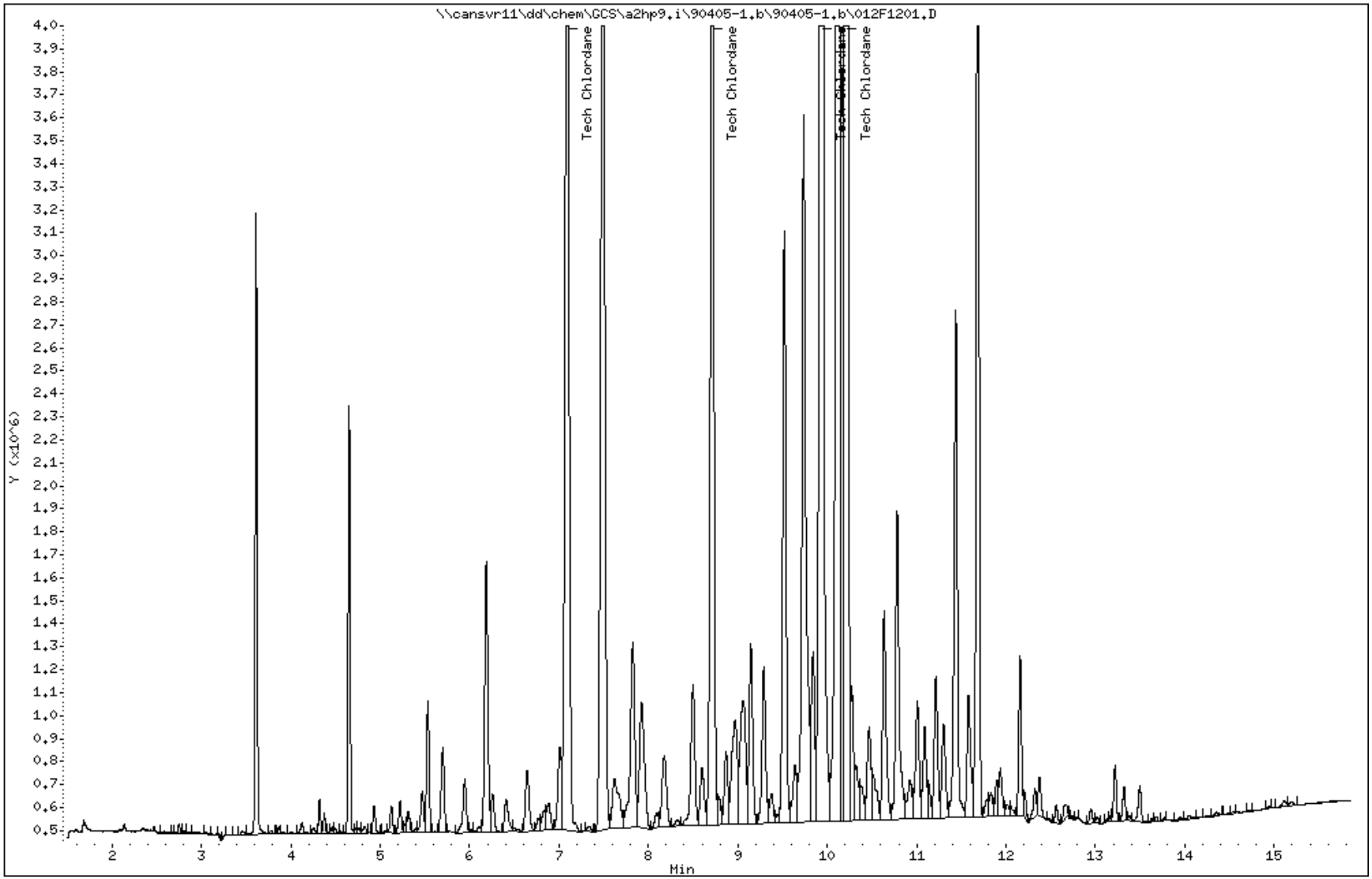

COMPOUNDS and EXP. RT REPORT

Operator: 093905 Date Acquired: 06-APR-2009 01:38
Data File: //cansvr11/dd/chem/GCS/a2hp9.i/90405-1.b/90405-1.b/012F1201.D
Lab Sample ID: TC5 G025
Misc. Info: 15-TECHLOR.SUB
Instrument: a2hp9.i
Method: \\cansvr11\dd\chem\GCS\a2hp9.i\90405-1.b\PEST9.m\PEST9r.m
Dilution Factor: 1

Compound	RT	Area	Amount	Conc
9) Tech Chlordane	7.090	13673213	0.516	0.516

TestAmerica North Canton

PESTICIDES 8081/608

Data file : \\cansvr11\dd\chem\GCS\a2hp9.i\90405-1.b\90405-1.b\013F1301.D
Lab Smp Id: AB1 G002
Inj Date : 06-APR-2009 02:00
Operator : 093905 Inst ID: a2hp9.i
Smp Info : AB1 G002,,1,1
Misc Info : 1-AB.SUB
Comment :
Method : \\cansvr11\dd\chem\GCS\a2hp9.i\90405-1.b\PEST9.m\PEST9r.m
Meth Date : 06-Apr-2009 08:36 vandorenc Quant Type: ESTD
Cal Date : 06-APR-2009 02:00 Cal File: 013F1301.D
Als bottle: 13 Calibration Sample, Level: 1
Dil Factor: 1.00000
Integrator: Falcon Compound Sublist: 1-AB.SUB
Target Version: 4.14 Sample Matrix: None
Processing Host: CANPGCSV23

				AMOUNTS			
				CAL-AMT	ON-COL		
RT	EXP RT	DLT RT	RESPONSE	(ng)	(ng)	TARGET RANGE	RATIO
$ 1 Tetrachloro-m-xylene						CAS #: 877-09-8	
4.605	4.605	0.000	3076069	0.00500	0.005000		
4 alpha-BHC						CAS #: 319-84-6	
5.638	5.638	0.000	3675269	0.00500	0.005000		
5 gamma-BHC (Lindane)						CAS #: 58-89-9	
6.384	6.384	0.000	3472460	0.00500	0.005000		
6 beta-BHC						CAS #: 319-85-7	
6.614	6.614	0.000	582865	0.00500	0.005000		
7 delta-BHC						CAS #: 319-86-8	
7.373	7.373	0.000	1040343	0.00500	0.005000		
8 Heptachlor						CAS #: 76-44-8	
7.490	7.490	0.000	1066044	0.00500	0.005000		
10 Aldrin						CAS #: 309-00-2	
8.288	8.288	0.000	3532945	0.00500	0.005000		
12 Heptachlor epoxide						CAS #: 1024-57-3	
9.569	9.569	0.000	3071976	0.00500	0.005000		
13 gamma-Chlordane						CAS #: 5103-74-2	
9.936	9.936	0.000	2982856	0.00500	0.005000		
14 alpha-Chlordane						CAS #: 5103-71-9	
10.213	10.213	0.000	2924080	0.00500	0.005000		

```
   15 Endosulfan I                                CAS #: 959-98-8
10.283  10.283    0.000         1142646 0.00500  0.005000
-------------------------------------------------------------------------------
```

RT	EXP RT	DLT RT	RESPONSE	AMOUNTS CAL-AMT (ng)	ON-COL (ng)	TARGET RANGE	RATIO
16 4,4'-DDE					CAS #: 72-55-9		
10.599	10.599	0.000	2787659	0.00500	0.005000		
17 Dieldrin					CAS #: 60-57-1		
10.771	10.771	0.000	1249103	0.00500	0.005000		
18 Endrin					CAS #: 72-20-8		
11.266	11.266	0.000	1086498	0.00500	0.005000		
21 4,4'-DDD					CAS #: 72-54-8		
11.551	11.551	0.000	1739072	0.00500	0.005000		
22 Endosulfan II					CAS #: 33213-65-9		
11.619	11.619	0.000	1072180	0.00500	0.005000		
24 4,4'-DDT					CAS #: 50-29-3		
12.021	12.021	0.000	1855092	0.00500	0.005000		
25 Endrin aldehyde					CAS #: 7421-93-4		
12.152	12.152	0.000	804433	0.00500	0.005000		
26 Endosulfan sulfate					CAS #: 1031-07-8		
12.565	12.565	0.000	961535	0.00500	0.005000		
27 Methoxychlor					CAS #: 72-43-5		
13.054	13.054	0.000	442700	0.00500	0.005000		
29 Endrin ketone					CAS #: 53494-70-5		
13.311	13.311	0.000	1081548	0.00500	0.005000		
$ 30 Decachlorobiphenyl					CAS #: 2051-24-3		
15.069	15.069	0.000	789750	0.00500	0.005000		

Data File: \\cansvr11\dd\chem\GCS\a2hp9.i\90405-1.b\90405-1.b\013F1301.D

Date : 06-APR-2009 02:00

Client ID:

Instrument: a2hp9.i

Sample Info: AB1 G002,,1,1

Operator: 093905

Column phase: clp pesticides II

Column diameter: 0.53

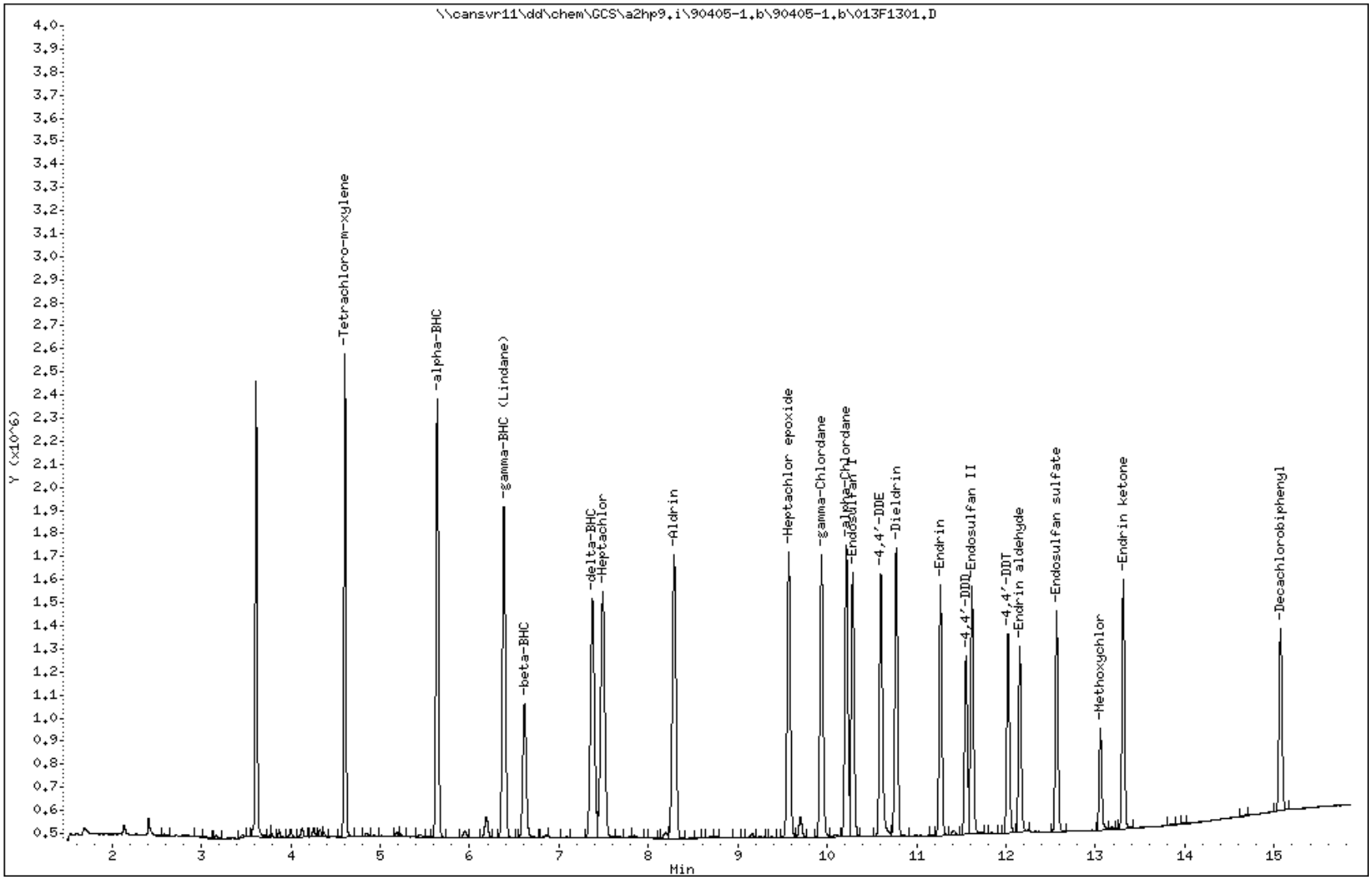

COMPOUNDS and EXP. RT REPORT

Operator: 093905 Date Acquired: 06-APR-2009 02:00
Data File: //cansvr11/dd/chem/GCS/a2hp9.i/90405-1.b/90405-1.b/013F1301.D
Lab Sample ID: AB1 G002
Misc. Info: 1-AB.SUB
Instrument: a2hp9.i
Method: \\cansvr11\dd\chem\GCS\a2hp9.i\90405-1.b\PEST9.m\PEST9r.m
Dilution Factor: 1

Compound	RT	Area	Amount	Conc
1) Tetrachloro-m-xylene	4.605	3076069	0.005	0.005
4) alpha-BHC	5.639	3675269	0.005	0.005
5) gamma-BHC (Lindane)	6.384	3472460	0.005	0.005
6) beta-BHC	6.614	1594818	0.005	0.005
7) delta-BHC	7.374	3251243	0.005	0.005
8) Heptachlor	7.490	3519555	0.005	0.005
10) Aldrin	8.289	3532945	0.005	0.005
12) Heptachlor epoxide	9.569	3071976	0.005	0.005
13) gamma-Chlordane	9.936	2982856	0.005	0.005
14) alpha-Chlordane	10.214	2924080	0.005	0.005
15) Endosulfan I	10.284	2656334	0.005	0.005
16) 4,4'-DDE	10.599	2787659	0.005	0.005
17) Dieldrin	10.772	2782724	0.005	0.005
18) Endrin	11.266	2318357	0.005	0.005
21) 4,4'-DDD	11.552	1739072	0.005	0.005
22) Endosulfan II	11.619	2386155	0.005	0.005
24) 4,4'-DDT	12.022	1855092	0.005	0.005
25) Endrin aldehyde	12.153	1735980	0.005	0.005
26) Endosulfan sulfate	12.565	1977809	0.005	0.005
27) Methoxychlor	13.054	939032	0.005	0.005
29) Endrin ketone	13.311	2154400	0.005	0.005
30) Decachlorobiphenyl	15.069	1860589	0.005	0.005

TestAmerica North Canton

PESTICIDES 8081/608

Data file : \\cansvr11\dd\chem\GCS\a2hp9.i\90405-1.b\90405-1.b\014F1401.D
Lab Smp Id: AB2 G003
Inj Date : 06-APR-2009 02:23
Operator : 093905 Inst ID: a2hp9.i
Smp Info : AB2 G003,,1,2
Misc Info : 1-AB.SUB
Comment :
Method : \\cansvr11\dd\chem\GCS\a2hp9.i\90405-1.b\PEST9.m\PEST9r.m
Meth Date : 06-Apr-2009 08:38 vandorenc Quant Type: ESTD
Cal Date : 06-APR-2009 02:23 Cal File: 014F1401.D
Als bottle: 14 Calibration Sample, Level: 2
Dil Factor: 1.00000
Integrator: Falcon Compound Sublist: 1-AB.SUB
Target Version: 4.14 Sample Matrix: None
Processing Host: CANPGCSV23

				AMOUNTS			
				CAL-AMT	ON-COL		
RT	EXP RT	DLT RT	RESPONSE	(ng)	(ng)	TARGET RANGE	RATIO
$ 1 Tetrachloro-m-xylene						CAS #: 877-09-8	
4.605	4.605	0.000	5823393	0.01000	0.009447		
4 alpha-BHC						CAS #: 319-84-6	
5.638	5.638	0.000	6850884	0.01000	0.008242		(M)
5 gamma-BHC (Lindane)						CAS #: 58-89-9	
6.384	6.384	0.000	6375935	0.01000	0.008765		
6 beta-BHC						CAS #: 319-85-7	
6.614	6.614	0.000	1036709	0.01000	0.009177		
7 delta-BHC						CAS #: 319-86-8	
7.374	7.374	0.000	2007106	0.01000	0.008238		
8 Heptachlor						CAS #: 76-44-8	
7.489	7.489	0.000	1925857	0.01000	0.009156		
10 Aldrin						CAS #: 309-00-2	
8.289	8.289	0.000	6588735	0.01000	0.008908		
12 Heptachlor epoxide						CAS #: 1024-57-3	
9.570	9.570	0.000	5662689	0.01000	0.009369		
13 gamma-Chlordane						CAS #: 5103-74-2	
9.936	9.936	0.000	5525636	0.01000	0.009010		
14 alpha-Chlordane						CAS #: 5103-71-9	
10.214	10.214	0.000	5443694	0.01000	0.009156		

```
   15 Endosulfan I                                CAS #: 959-98-8
10.284  10.284    0.000         2114829 0.01000  0.009389
-------------------------------------------------------------------------------
```

RT	EXP RT	DLT RT	RESPONSE	AMOUNTS CAL-AMT (ng)	ON-COL (ng)	TARGET RANGE	RATIO
16 4,4'-DDE						CAS #: 72-55-9	
10.599	10.599	0.000	5249901	0.01000	0.009136		
17 Dieldrin						CAS #: 60-57-1	
10.771	10.771	0.000	2382842	0.01000	0.009172		
18 Endrin						CAS #: 72-20-8	
11.266	11.266	0.000	2079000	0.01000	0.009202		
21 4,4'-DDD						CAS #: 72-54-8	
11.550	11.550	0.000	3361561	0.01000	0.008840		
22 Endosulfan II						CAS #: 33213-65-9	
11.618	11.618	0.000	2032665	0.01000	0.009507		
24 4,4'-DDT						CAS #: 50-29-3	
12.021	12.021	0.000	3540607	0.01000	0.009127		
25 Endrin aldehyde						CAS #: 7421-93-4	
12.154	12.154	0.000	1542708	0.01000	0.009506		
26 Endosulfan sulfate						CAS #: 1031-07-8	
12.564	12.564	0.000	1799733	0.01000	0.009242		
27 Methoxychlor						CAS #: 72-43-5	
13.054	13.054	0.000	812920	0.01000	0.009609		
29 Endrin ketone						CAS #: 53494-70-5	
13.311	13.311	0.000	2052931	0.01000	0.009585		
$ 30 Decachlorobiphenyl						CAS #: 2051-24-3	
15.069	15.069	0.000	1440844	0.01000	0.01019		

QC Flag Legend

M - Compound response manually integrated.

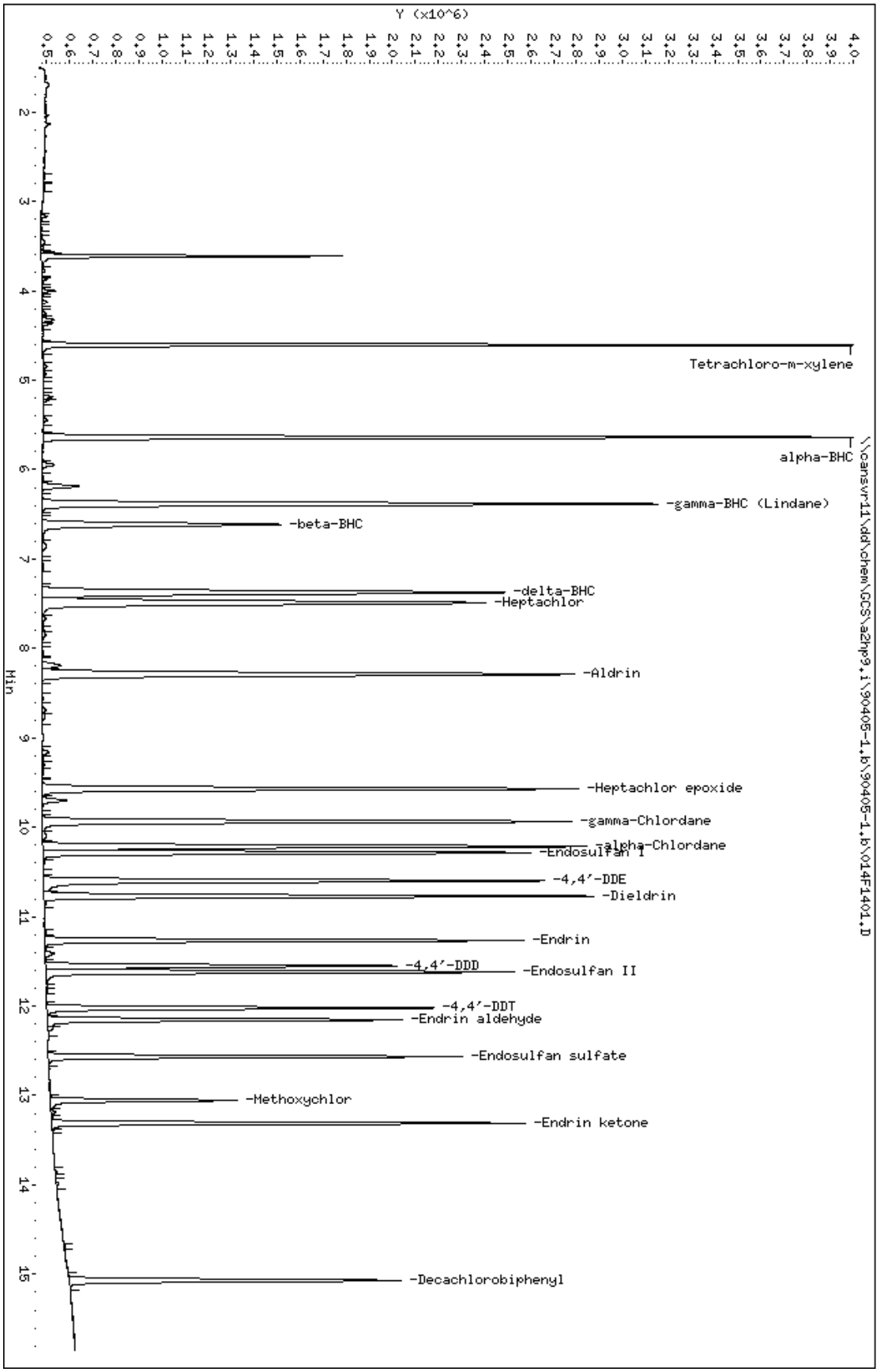

Data File: \\cansvr11\dd\chem\GCS\a2hp9,i\90405-1,b\90405-1,b\014F1401.D

Date : 06-APR-2009 02:23

Client ID:

Sample Info: AB2 G003,,1,2

Column phase: clp pesticides II

Instrument: a2hp9,i

Operator: 093905

Column diameter: 0.53

COMPOUNDS and EXP. RT REPORT

Operator: 093905 Date Acquired: 06-APR-2009 02:23
Data File: \\cansvr11\dd\chem\GCS\a2hp9.i\90405-1.b\90405-1.b\014F1401.D
Lab Sample ID: AB2 G003
Misc. Info: 1-AB.SUB
Instrument: a2hp9.i
Method: \\cansvr11\dd\chem\GCS\a2hp9.i\90405-1.b\PEST9.m\PEST9r.m
Dilution Factor: 1

Compound	RT	Area	Amount	Conc
1) Tetrachloro-m-xylene	4.606	5823393	0.009	0.009
4) alpha-BHC	5.638	6850884	0.008	0.008
5) gamma-BHC (Lindane)	6.385	6375935	0.009	0.009
6) beta-BHC	6.614	2829666	0.009	0.009
7) delta-BHC	7.374	6126186	0.008	0.008
8) Heptachlor	7.490	6298273	0.009	0.009
10) Aldrin	8.290	6588735	0.009	0.009
12) Heptachlor epoxide	9.571	5662689	0.009	0.009
13) gamma-Chlordane	9.937	5525636	0.009	0.009
14) alpha-Chlordane	10.215	5443694	0.009	0.009
15) Endosulfan I	10.285	4947020	0.009	0.009
16) 4,4'-DDE	10.599	5249901	0.009	0.009
17) Dieldrin	10.772	5258358	0.009	0.009
18) Endrin	11.267	4394175	0.009	0.009
21) 4,4'-DDD	11.551	3361561	0.009	0.009
22) Endosulfan II	11.618	4468425	0.010	0.010
24) 4,4'-DDT	12.022	3540607	0.009	0.009
25) Endrin aldehyde	12.154	3297546	0.010	0.010
26) Endosulfan sulfate	12.565	3687908	0.009	0.009
27) Methoxychlor	13.055	1698686	0.010	0.010
29) Endrin ketone	13.312	4020286	0.010	0.010
30) Decachlorobiphenyl	15.069	3370686	0.010	0.010

Data File Name: 014F1401.D
Inj. Date and Time: 06-APR-2009 02:23
Instrument ID: a2hp9.i
Client ID:
Compound Name: alpha-BHC
CAS #: 319-84-6
Report Date: 04/06/2009

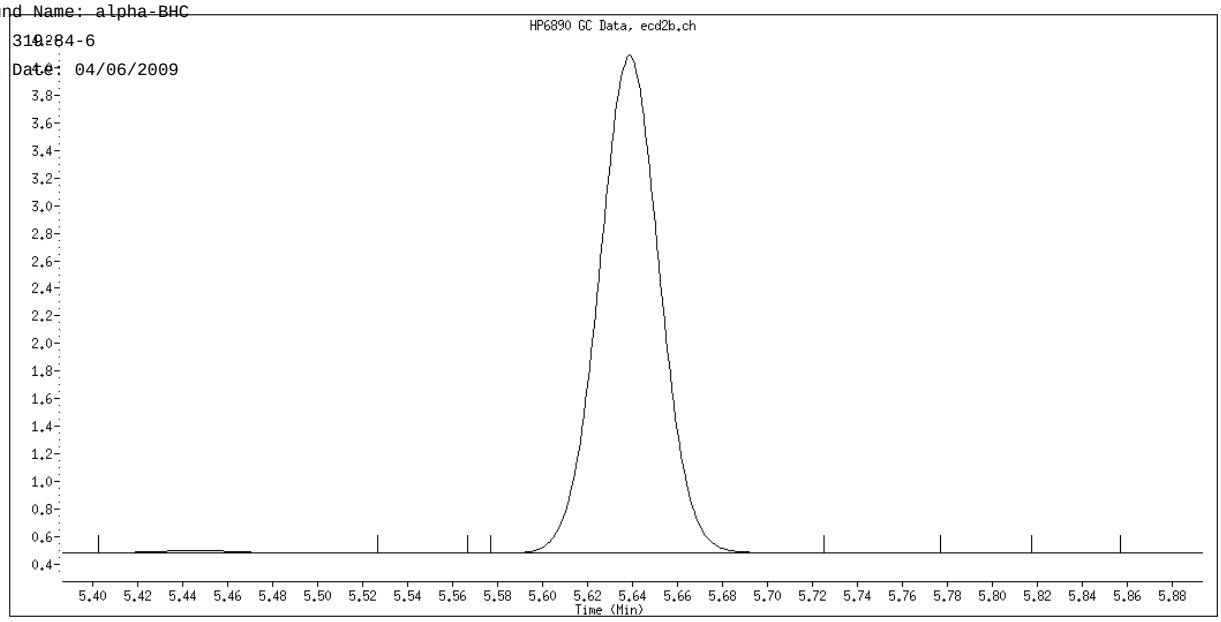

Original Integration

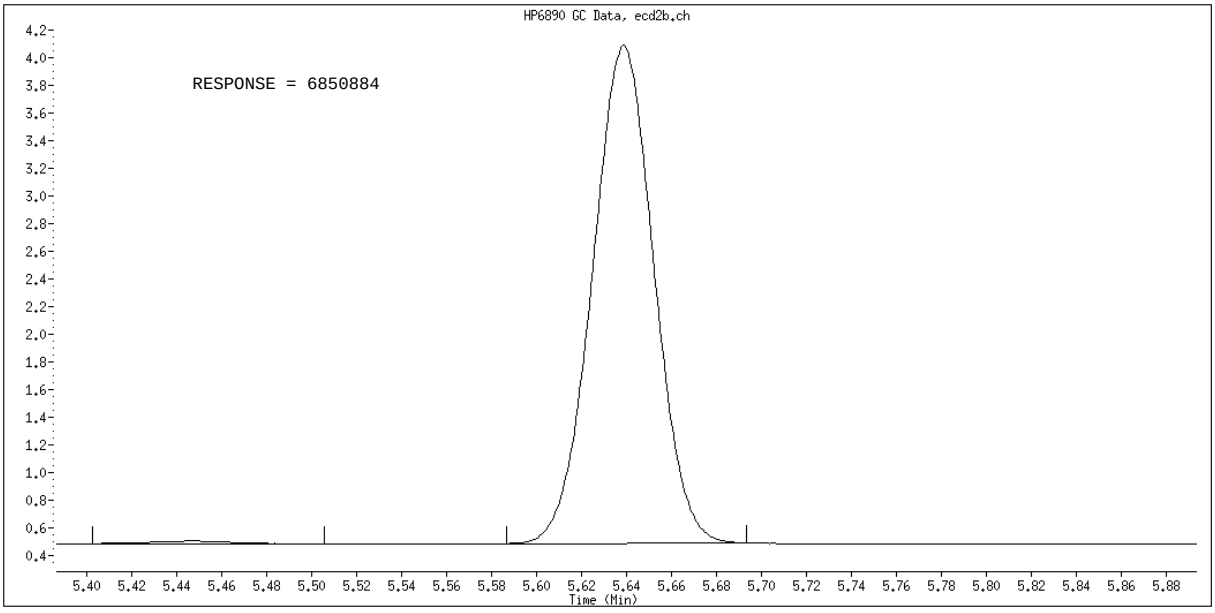

Manual Integration

Manually Integrated By: vandorenc
Manual Integration Reason: Baseline Event

TestAmerica North Canton

PESTICIDES 8081/608

Data file : \\cansvr11\dd\chem\GCS\a2hp9.i\90405-1.b\90405-1.b\015F1501.D
Lab Smp Id: AB3 G004
Inj Date : 06-APR-2009 02:45
Operator : 093905 Inst ID: a2hp9.i
Smp Info : AB3 G004,,1,3
Misc Info : 1-AB.SUB
Comment :
Method : \\cansvr11\dd\chem\GCS\a2hp9.i\90405-1.b\PEST9.m\PEST9r.m
Meth Date : 06-Apr-2009 08:37 vandorenc Quant Type: ESTD
Cal Date : 06-APR-2009 02:45 Cal File: 015F1501.D
Als bottle: 15 Calibration Sample, Level: 3
Dil Factor: 1.00000
Integrator: Falcon Compound Sublist: 1-AB.SUB
Target Version: 4.14 Sample Matrix: None
Processing Host: CANPGCSV23

RT	EXP RT	DLT RT	RESPONSE	AMOUNTS CAL-AMT (ng)	ON-COL (ng)	TARGET RANGE	RATIO
$ 1 Tetrachloro-m-xylene						CAS #: 877-09-8	
4.607	4.607	0.000	14940030	0.02500	0.02497		
4 alpha-BHC						CAS #: 319-84-6	
5.639	5.639	0.000	19124960	0.02500	0.03124		
5 gamma-BHC (Lindane)						CAS #: 58-89-9	
6.385	6.385	0.000	17393133	0.02500	0.02573		
6 beta-BHC						CAS #: 319-85-7	
6.614	6.614	0.000	2584011	0.02500	0.02396		
7 delta-BHC						CAS #: 319-86-8	
7.374	7.374	0.000	5594761	0.02500	0.02653		
8 Heptachlor						CAS #: 76-44-8	
7.490	7.490	0.000	5114827	0.02500	0.02514		
10 Aldrin						CAS #: 309-00-2	
8.290	8.290	0.000	17091516	0.02500	0.02502		
12 Heptachlor epoxide						CAS #: 1024-57-3	
9.571	9.571	0.000	14350447	0.02500	0.02454		
13 gamma-Chlordane						CAS #: 5103-74-2	
9.935	9.935	0.000	14215889	0.02500	0.02483		
14 alpha-Chlordane						CAS #: 5103-71-9	
10.214	10.214	0.000	13701536	0.02500	0.02451		

```
   15 Endosulfan I                              CAS #: 959-98-8
10.285  10.285    0.000         5383455 0.02500  0.02464
-------------------------------------------------------------------------------
```

				AMOUNTS			
				CAL-AMT	ON-COL		
RT	EXP RT	DLT RT	RESPONSE	(ng)	(ng)	TARGET RANGE	RATIO
16 4,4'-DDE					CAS #: 72-55-9		
10.598	10.598	0.000	13184767	0.02500	0.02457		
17 Dieldrin					CAS #: 60-57-1		
10.772	10.772	0.000	6195802	0.02500	0.02526		
18 Endrin					CAS #: 72-20-8		
11.267	11.267	0.000	5342172	0.02500	0.02508		
21 4,4'-DDD					CAS #: 72-54-8		
11.549	11.549	0.000	8853992	0.02500	0.02559		
22 Endosulfan II					CAS #: 33213-65-9		
11.618	11.618	0.000	5149875	0.02500	0.02477		
24 4,4'-DDT					CAS #: 50-29-3		
12.022	12.022	0.000	9167249	0.02500	0.02519		
25 Endrin aldehyde					CAS #: 7421-93-4		
12.152	12.152	0.000	3943568	0.02500	0.02502		
26 Endosulfan sulfate					CAS #: 1031-07-8		
12.565	12.565	0.000	4680853	0.02500	0.02510		
27 Methoxychlor					CAS #: 72-43-5		
13.053	13.053	0.000	2045215	0.02500	0.02438		
29 Endrin ketone					CAS #: 53494-70-5		
13.310	13.310	0.000	5265511	0.02500	0.02498		
$ 30 Decachlorobiphenyl					CAS #: 2051-24-3		
15.067	15.067	0.000	3583357	0.02500	0.02414		


Data File: \\cansvr11\dd\chem\GCS\a2hp9.i\90405-1.b\90405-1.b\015F1501.D
Date : 06-APR-2009 02:45
Client ID:
Sample Info: AB3 G004,,1,3
Column phase: clp pesticides II
Instrument: a2hp9.i
Operator: 093905
Column diameter: 0.53
Page 1
Y (x10^6)
Min
Tetrachloro-m-xylene
alpha-BHC
-beta-BHC
gamma-BHC (Lindane)
delta-BHC
Heptachlor
Aldrin
Heptachlor epoxide
gamma-Chlordane
alpha-Chlordane
Endosulfan I
4,4'-DDE
Dieldrin
Endrin
4,4'-DDD
Endosulfan II
4,4'-DDT
Endrin aldehyde
Endosulfan sulfate
-Methoxychlor
Endrin ketone
Decachlorobiphenyl
\\cansvr11\dd\chem\GCS\a2hp9.i\90405-1.b\90405-1.b\015F1501.D

COMPOUNDS and EXP. RT REPORT

Operator: 093905 Date Acquired: 06-APR-2009 02:45
Data File: //cansvr11/dd/chem/GCS/a2hp9.i/90405-1.b/90405-1.b/015F1501.D
Lab Sample ID: AB3 G004
Misc. Info: 1-AB.SUB
Instrument: a2hp9.i
Method: \\cansvr11\dd\chem\GCS\a2hp9.i\90405-1.b\PEST9.m\PEST9r.m
Dilution Factor: 1

Compound	RT	Area	Amount	Conc
1) Tetrachloro-m-xylene	4.607	14940030	0.025	0.025
4) alpha-BHC	5.640	19124960	0.031	0.031
5) gamma-BHC (Lindane)	6.385	17393133	0.026	0.026
6) beta-BHC	6.615	6989454	0.024	0.024
7) delta-BHC	7.375	16763818	0.027	0.027
8) Heptachlor	7.490	16445253	0.025	0.025
10) Aldrin	8.290	17091516	0.025	0.025
12) Heptachlor epoxide	9.571	14350447	0.025	0.025
13) gamma-Chlordane	9.935	14215889	0.025	0.025
14) alpha-Chlordane	10.215	13701536	0.025	0.025
15) Endosulfan I	10.285	12281582	0.025	0.025
16) 4,4'-DDE	10.599	13184767	0.025	0.025
17) Dieldrin	10.772	13273956	0.025	0.025
18) Endrin	11.267	11228171	0.025	0.025
21) 4,4'-DDD	11.550	8853992	0.026	0.026
22) Endosulfan II	11.619	11149905	0.025	0.025
24) 4,4'-DDT	12.022	9167249	0.025	0.025
25) Endrin aldehyde	12.153	8170552	0.025	0.025
26) Endosulfan sulfate	12.565	9324056	0.025	0.025
27) Methoxychlor	13.054	4216241	0.024	0.024
29) Endrin ketone	13.310	10186943	0.025	0.025
30) Decachlorobiphenyl	15.068	8341474	0.024	0.024

TestAmerica North Canton

PESTICIDES 8081/608

Data file : \\cansvr11\dd\chem\GCS\a2hp9.i\90405-1.b\90405-1.b\016F1601.D
Lab Smp Id: AB4 G005
Inj Date : 06-APR-2009 03:08
Operator : 093905 Inst ID: a2hp9.i
Smp Info : AB4 G005,,1,4
Misc Info : 1-AB.SUB
Comment :
Method : \\cansvr11\dd\chem\GCS\a2hp9.i\90405-1.b\PEST9.m\PEST9r.m
Meth Date : 06-Apr-2009 08:37 vandorenc Quant Type: ESTD
Cal Date : 06-APR-2009 03:08 Cal File: 016F1601.D
Als bottle: 16 Calibration Sample, Level: 4
Dil Factor: 1.00000
Integrator: Falcon Compound Sublist: 1-AB.SUB
Target Version: 4.14 Sample Matrix: None
Processing Host: CANPGCSV23

				AMOUNTS			
				CAL-AMT	ON-COL		
RT	EXP RT	DLT RT	RESPONSE	(ng)	(ng)	TARGET RANGE	RATIO
$ 1 Tetrachloro-m-xylene						CAS #: 877-09-8	
4.605	4.605	0.000	31427109	0.05000	0.05187		
4 alpha-BHC						CAS #: 319-84-6	
5.637	5.637	0.000	44225992	0.05000	0.06502		
5 gamma-BHC (Lindane)						CAS #: 58-89-9	
6.383	6.383	0.000	39404528	0.05000	0.05597		
6 beta-BHC						CAS #: 319-85-7	
6.612	6.612	0.000	5767504	0.05000	0.05256		
7 delta-BHC						CAS #: 319-86-8	
7.372	7.372	0.000	13131605	0.05000	0.05868		
8 Heptachlor						CAS #: 76-44-8	
7.488	7.488	0.000	11328928	0.05000	0.05414		
10 Aldrin						CAS #: 309-00-2	
8.288	8.288	0.000	38147653	0.05000	0.05426		
12 Heptachlor epoxide						CAS #: 1024-57-3	
9.569	9.569	0.000	31082977	0.05000	0.05232		
13 gamma-Chlordane						CAS #: 5103-74-2	
9.935	9.935	0.000	31367726	0.05000	0.05350		
14 alpha-Chlordane						CAS #: 5103-71-9	
10.213	10.213	0.000	30192949	0.05000	0.05294		

```
   15 Endosulfan I                                CAS #: 959-98-8
10.283  10.283    0.000        11682707 0.05000  0.05256
-------------------------------------------------------------------------------
```

				AMOUNTS			
				CAL-AMT	ON-COL		
RT	EXP RT	DLT RT	RESPONSE	(ng)	(ng)	TARGET RANGE	RATIO
16 4,4'-DDE					CAS #: 72-55-9		
10.596	10.596	0.000	29465281	0.05000	0.05359		
17 Dieldrin					CAS #: 60-57-1		
10.770	10.770	0.000	13536881	0.05000	0.05379		
18 Endrin					CAS #: 72-20-8		
11.265	11.265	0.000	11969798	0.05000	0.05451		
21 4,4'-DDD					CAS #: 72-54-8		
11.547	11.547	0.000	20013032	0.05000	0.05565		
22 Endosulfan II					CAS #: 33213-65-9		
11.616	11.616	0.000	11284843	0.05000	0.05314		
24 4,4'-DDT					CAS #: 50-29-3		
12.020	12.020	0.000	20669250	0.05000	0.05493		
25 Endrin aldehyde					CAS #: 7421-93-4		
12.152	12.152	0.000	8505431	0.05000	0.05291		
26 Endosulfan sulfate					CAS #: 1031-07-8		
12.564	12.564	0.000	10170492	0.05000	0.05332		
27 Methoxychlor					CAS #: 72-43-5		
13.051	13.051	0.000	4497055	0.05000	0.05266		
29 Endrin ketone					CAS #: 53494-70-5		
13.309	13.309	0.000	11226129	0.05000	0.05241		
$ 30 Decachlorobiphenyl					CAS #: 2051-24-3		
15.067	15.067	0.000	7078781	0.05000	0.04824		

Data File: \\cansvr11\dd\chem\GCS\a2hp9.i\90405-1.b\90405-1.b\016F1601.D

Date : 06-APR-2009 03:08

Client ID:

Instrument: a2hp9.i

Sample Info: AB4 G005,,1,4

Operator: 093905

Column phase: clp pesticides II

Column diameter: 0.53

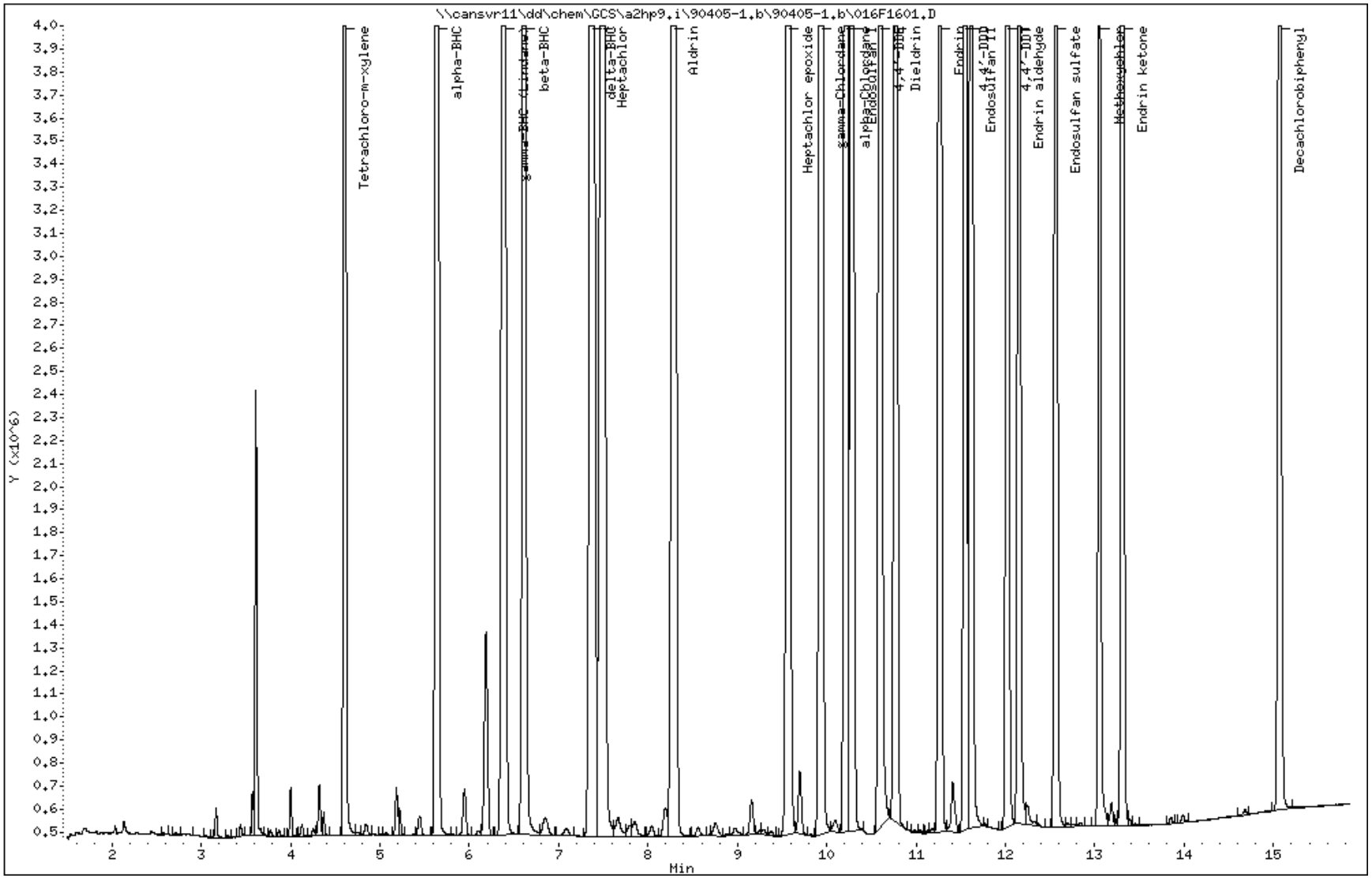

COMPOUNDS and EXP. RT REPORT

Operator: 093905 Date Acquired: 06-APR-2009 03:08
Data File: //cansvr11/dd/chem/GCS/a2hp9.i/90405-1.b/90405-1.b/016F1601.D
Lab Sample ID: AB4 G005
Misc. Info: 1-AB.SUB
Instrument: a2hp9.i
Method: \\cansvr11\dd\chem\GCS\a2hp9.i\90405-1.b\PEST9.m\PEST9r.m
Dilution Factor: 1

Compound	RT	Area	Amount	Conc
1) Tetrachloro-m-xylene	4.605	31427109	0.052	0.052
4) alpha-BHC	5.638	44225992	0.065	0.065
5) gamma-BHC (Lindane)	6.383	39404528	0.056	0.056
6) beta-BHC	6.613	14883518	0.053	0.053
7) delta-BHC	7.373	38787810	0.059	0.059
8) Heptachlor	7.488	36150984	0.054	0.054
10) Aldrin	8.288	38147653	0.054	0.054
12) Heptachlor epoxide	9.569	31082977	0.052	0.052
13) gamma-Chlordane	9.935	31367726	0.054	0.054
14) alpha-Chlordane	10.213	30192949	0.053	0.053
15) Endosulfan I	10.283	26739490	0.053	0.053
16) 4,4'-DDE	10.597	29465281	0.054	0.054
17) Dieldrin	10.771	29213905	0.054	0.054
18) Endrin	11.266	24960512	0.055	0.055
21) 4,4'-DDD	11.548	20013032	0.056	0.056
22) Endosulfan II	11.617	23783615	0.053	0.053
24) 4,4'-DDT	12.020	20669250	0.055	0.055
25) Endrin aldehyde	12.153	17261179	0.053	0.053
26) Endosulfan sulfate	12.564	20122263	0.053	0.053
27) Methoxychlor	13.052	9005576	0.053	0.053
29) Endrin ketone	13.309	21726603	0.052	0.052
30) Decachlorobiphenyl	15.068	15938196	0.048	0.048

TestAmerica North Canton

PESTICIDES 8081/608

Data file : \\cansvr11\dd\chem\GCS\a2hp9.i\90405-1.b\90405-1.b\017F1701.D
Lab Smp Id: AB5 G006
Inj Date : 06-APR-2009 03:30
Operator : 093905 Inst ID: a2hp9.i
Smp Info : AB5 G006,,1,5
Misc Info : 1-AB.SUB
Comment :
Method : \\cansvr11\dd\chem\GCS\a2hp9.i\90405-1.b\PEST9.m\PEST9r.m
Meth Date : 06-Apr-2009 08:38 vandorenc Quant Type: ESTD
Cal Date : 06-APR-2009 03:30 Cal File: 017F1701.D
Als bottle: 17 Calibration Sample, Level: 5
Dil Factor: 1.00000
Integrator: Falcon Compound Sublist: 1-AB.SUB
Target Version: 4.14 Sample Matrix: None
Processing Host: CANPGCSV23

				AMOUNTS			
				CAL-AMT	ON-COL		
RT	EXP RT	DLT RT	RESPONSE	(ng)	(ng)	TARGET RANGE	RATIO
$ 1 Tetrachloro-m-xylene						CAS #: 877-09-8	
4.606	4.606	0.000	64071395	0.10000	0.1045		
4 alpha-BHC						CAS #: 319-84-6	
5.638	5.638	0.000	95410405	0.10000	0.1298		
5 gamma-BHC (Lindane)						CAS #: 58-89-9	
6.384	6.384	0.000	82111110	0.10000	0.1129		
6 beta-BHC						CAS #: 319-85-7	
6.612	6.612	0.000	12043089	0.10000	0.1076		
7 delta-BHC						CAS #: 319-86-8	
7.373	7.373	0.000	28436749	0.10000	0.1205		
8 Heptachlor						CAS #: 76-44-8	
7.490	7.490	0.000	22004202	0.10000	0.1041		
10 Aldrin						CAS #: 309-00-2	
8.289	8.289	0.000	81726023	0.10000	0.1126		
12 Heptachlor epoxide						CAS #: 1024-57-3	
9.570	9.570	0.000	64269849	0.10000	0.1064		
13 gamma-Chlordane						CAS #: 5103-74-2	
9.935	9.935	0.000	66910043	0.10000	0.1110		
14 alpha-Chlordane						CAS #: 5103-71-9	
10.213	10.213	0.000	64470996	0.10000	0.1102		

```
   15 Endosulfan I                                CAS #: 959-98-8
10.283  10.283    0.000        23760179 0.10000   0.1054
-------------------------------------------------------------------------------
```

RT	EXP RT	DLT RT	RESPONSE	AMOUNTS CAL-AMT (ng)	ON-COL (ng)	TARGET RANGE	RATIO
16 4,4'-DDE						CAS #: 72-55-9	
10.595	10.595	0.000	62646090	0.10000	0.1108		
17 Dieldrin						CAS #: 60-57-1	
10.770	10.770	0.000	28272576	0.10000	0.1096		
18 Endrin						CAS #: 72-20-8	
11.265	11.265	0.000	24554478	0.10000	0.1092		
21 4,4'-DDD						CAS #: 72-54-8	
11.546	11.546	0.000	41954234	0.10000	0.1129		
22 Endosulfan II						CAS #: 33213-65-9	
11.616	11.616	0.000	22228179	0.10000	0.1037		
24 4,4'-DDT						CAS #: 50-29-3	
12.020	12.020	0.000	41003163	0.10000	0.1070		
25 Endrin aldehyde						CAS #: 7421-93-4	
12.152	12.152	0.000	16789327	0.10000	0.1035		
26 Endosulfan sulfate						CAS #: 1031-07-8	
12.563	12.563	0.000	20259471	0.10000	0.1049		
27 Methoxychlor						CAS #: 72-43-5	
13.051	13.051	0.000	8321085	0.10000	0.09794		
29 Endrin ketone						CAS #: 53494-70-5	
13.309	13.309	0.000	21634551	0.10000	0.1008		
$ 30 Decachlorobiphenyl						CAS #: 2051-24-3	
15.068	15.068	0.000	13170855	0.10000	0.09164		

Data File: \\cansvr11\dd\chem\GCS\a2hp9.i\90405-1.b\90405-1.b\017F1701.D

Date : 06-APR-2009 03:30

Client ID:

Instrument: a2hp9.i

Sample Info: AB5 G006,,1,5

Operator: 093905

Column phase: clp pesticides II

Column diameter: 0.53

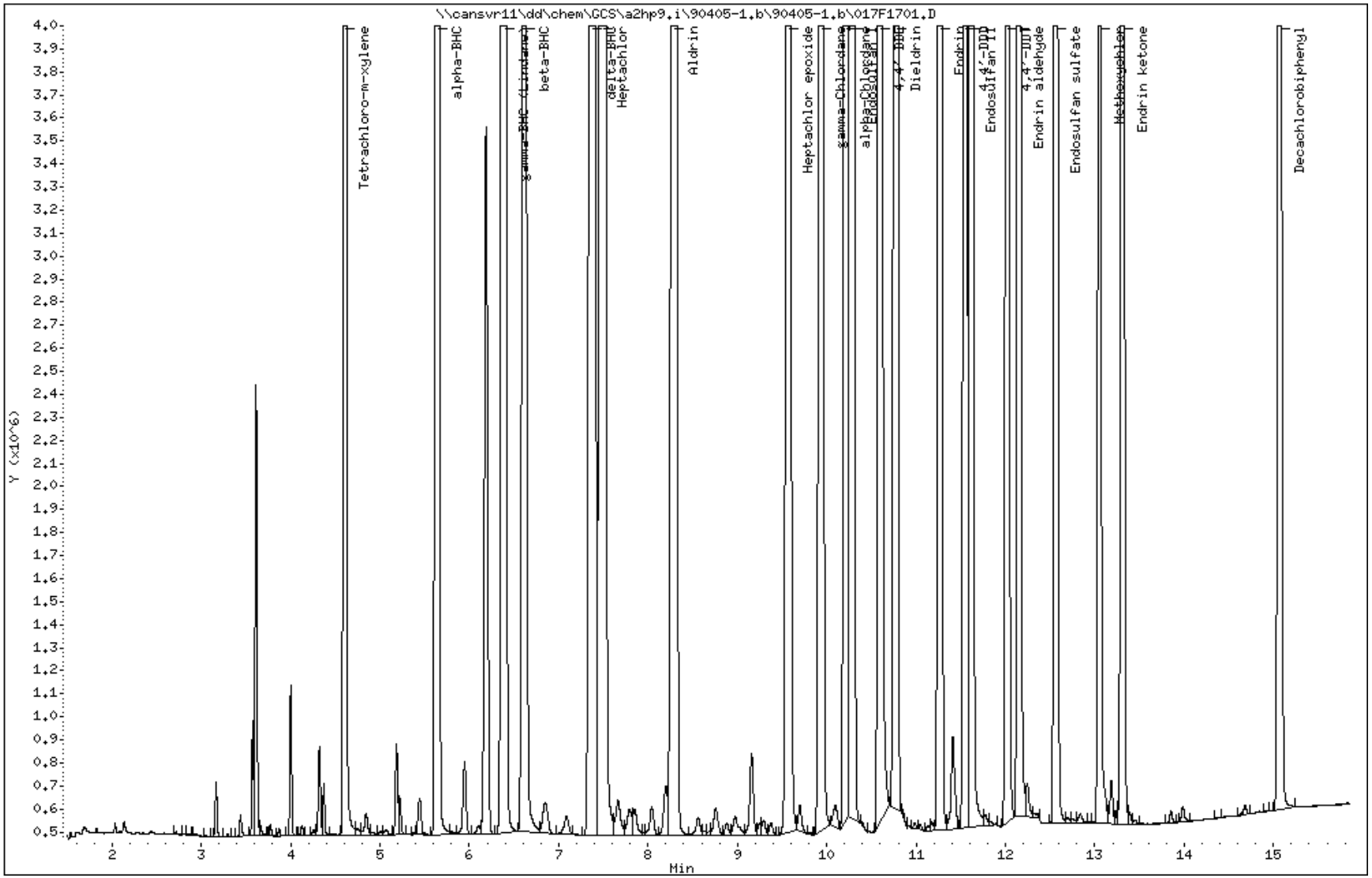

COMPOUNDS and EXP. RT REPORT

Operator: 093905 Date Acquired: 06-APR-2009 03:30
Data File: //cansvr11/dd/chem/GCS/a2hp9.i/90405-1.b/90405-1.b/017F1701.D
Lab Sample ID: AB5 G006
Misc. Info: 1-AB.SUB
Instrument: a2hp9.i
Method: \\cansvr11\dd\chem\GCS\a2hp9.i\90405-1.b\PEST9.m\PEST9r.m
Dilution Factor: 1

Compound	RT	Area	Amount	Conc
1) Tetrachloro-m-xylene	4.607	64071395	0.105	0.105
4) alpha-BHC	5.638	95410405	0.130	0.130
5) gamma-BHC (Lindane)	6.384	82111110	0.113	0.113
6) beta-BHC	6.613	30764984	0.108	0.108
7) delta-BHC	7.373	84101166	0.121	0.121
8) Heptachlor	7.490	70728884	0.104	0.104
10) Aldrin	8.289	81726023	0.113	0.113
12) Heptachlor epoxide	9.570	64269849	0.106	0.106
13) gamma-Chlordane	9.935	66910043	0.111	0.111
14) alpha-Chlordane	10.213	64470996	0.110	0.110
15) Endosulfan I	10.283	54271837	0.105	0.105
16) 4,4'-DDE	10.596	62646090	0.111	0.111
17) Dieldrin	10.771	61288147	0.110	0.110
18) Endrin	11.266	52065198	0.109	0.109
21) 4,4'-DDD	11.547	41954234	0.113	0.113
22) Endosulfan II	11.617	47154482	0.104	0.104
24) 4,4'-DDT	12.020	41003163	0.107	0.107
25) Endrin aldehyde	12.153	33881023	0.104	0.104
26) Endosulfan sulfate	12.563	40097116	0.105	0.105
27) Methoxychlor	13.052	16617662	0.098	0.098
29) Endrin ketone	13.309	41933377	0.101	0.101
30) Decachlorobiphenyl	15.068	29336958	0.092	0.092

TestAmerica North Canton

PESTICIDES 8081/608

Data file : \\cansvr11\dd\chem\GCS\a2hp9.i\90405-1.b\90405-1.b\018F1801.D
Lab Smp Id: AB6 G007
Inj Date : 06-APR-2009 03:52
Operator : 093905 Inst ID: a2hp9.i
Smp Info : AB6 G007,,1,6
Misc Info : 1-AB.SUB
Comment :
Method : \\cansvr11\dd\chem\GCS\a2hp9.i\90405-1.b\PEST9.m\PEST9r.m
Meth Date : 06-Apr-2009 08:38 vandorenc Quant Type: ESTD
Cal Date : 06-APR-2009 03:52 Cal File: 018F1801.D
Als bottle: 18 Calibration Sample, Level: 6
Dil Factor: 1.00000
Integrator: Falcon Compound Sublist: 1-AB.SUB
Target Version: 4.14 Sample Matrix: None
Processing Host: CANPGCSV23

RT	EXP RT	DLT RT	RESPONSE	AMOUNTS CAL-AMT (ng)	ON-COL (ng)	TARGET RANGE	RATIO
$ 1 Tetrachloro-m-xylene						CAS #: 877-09-8	
4.606	4.606	0.000	126823732	0.20000	0.2057		
4 alpha-BHC						CAS #: 319-84-6	
5.639	5.639	0.000	192662239	0.20000	0.2492		
5 gamma-BHC (Lindane)						CAS #: 58-89-9	
6.384	6.384	0.000	160964994	0.20000	0.2213		
6 beta-BHC						CAS #: 319-85-7	
6.613	6.613	0.000	23687539	0.20000	0.2097		
7 delta-BHC						CAS #: 319-86-8	
7.374	7.374	0.000	56443492	0.20000	0.2317		
8 Heptachlor						CAS #: 76-44-8	
7.490	7.490	0.000	41004662	0.20000	0.1949		
10 Aldrin						CAS #: 309-00-2	
8.289	8.289	0.000	161753226	0.20000	0.2187		
12 Heptachlor epoxide						CAS #: 1024-57-3	
9.570	9.570	0.000	121448360	0.20000	0.2009		
13 gamma-Chlordane						CAS #: 5103-74-2	
9.935	9.935	0.000	133102878	0.20000	0.2170		
14 alpha-Chlordane						CAS #: 5103-71-9	
10.214	10.214	0.000	128306237	0.20000	0.2158		

```
   15 Endosulfan I                                CAS #: 959-98-8
10.284  10.284    0.000        44974432 0.20000   0.1997
-------------------------------------------------------------------------------
```

RT	EXP RT	DLT RT	RESPONSE	AMOUNTS CAL-AMT (ng)	ON-COL (ng)	TARGET RANGE	RATIO
16 4,4'-DDE						CAS #: 72-55-9	
10.596	10.596	0.000	124412860	0.20000	0.2165		
17 Dieldrin						CAS #: 60-57-1	
10.771	10.771	0.000	53864055	0.20000	0.2073		
18 Endrin						CAS #: 72-20-8	
11.266	11.266	0.000	46361349	0.20000	0.2052		
21 4,4'-DDD						CAS #: 72-54-8	
11.546	11.546	0.000	84759663	0.20000	0.2229		
22 Endosulfan II						CAS #: 33213-65-9	
11.617	11.617	0.000	42220173	0.20000	0.1975		
24 4,4'-DDT						CAS #: 50-29-3	
12.019	12.019	0.000	82484647	0.20000	0.2126		
25 Endrin aldehyde						CAS #: 7421-93-4	
12.152	12.152	0.000	32562665	0.20000	0.2006		
26 Endosulfan sulfate						CAS #: 1031-07-8	
12.564	12.564	0.000	40565796	0.20000	0.2083		
27 Methoxychlor						CAS #: 72-43-5	
13.051	13.051	0.000	16557863	0.20000	0.1957		
29 Endrin ketone						CAS #: 53494-70-5	
13.309	13.309	0.000	42389024	0.20000	0.1979		
$ 30 Decachlorobiphenyl						CAS #: 2051-24-3	
15.067	15.067	0.000	25881790	0.20000	0.1831		

Data File: \\cansvr11\dd\chem\GCS\a2hp9.i\90405-1.b\90405-1.b\018F1801.D

Date : 06-APR-2009 03:52

Client ID:

Instrument: a2hp9.i

Sample Info: AB6 G007,,1,6

Operator: 093905

Column phase: clp pesticides II

Column diameter: 0.53

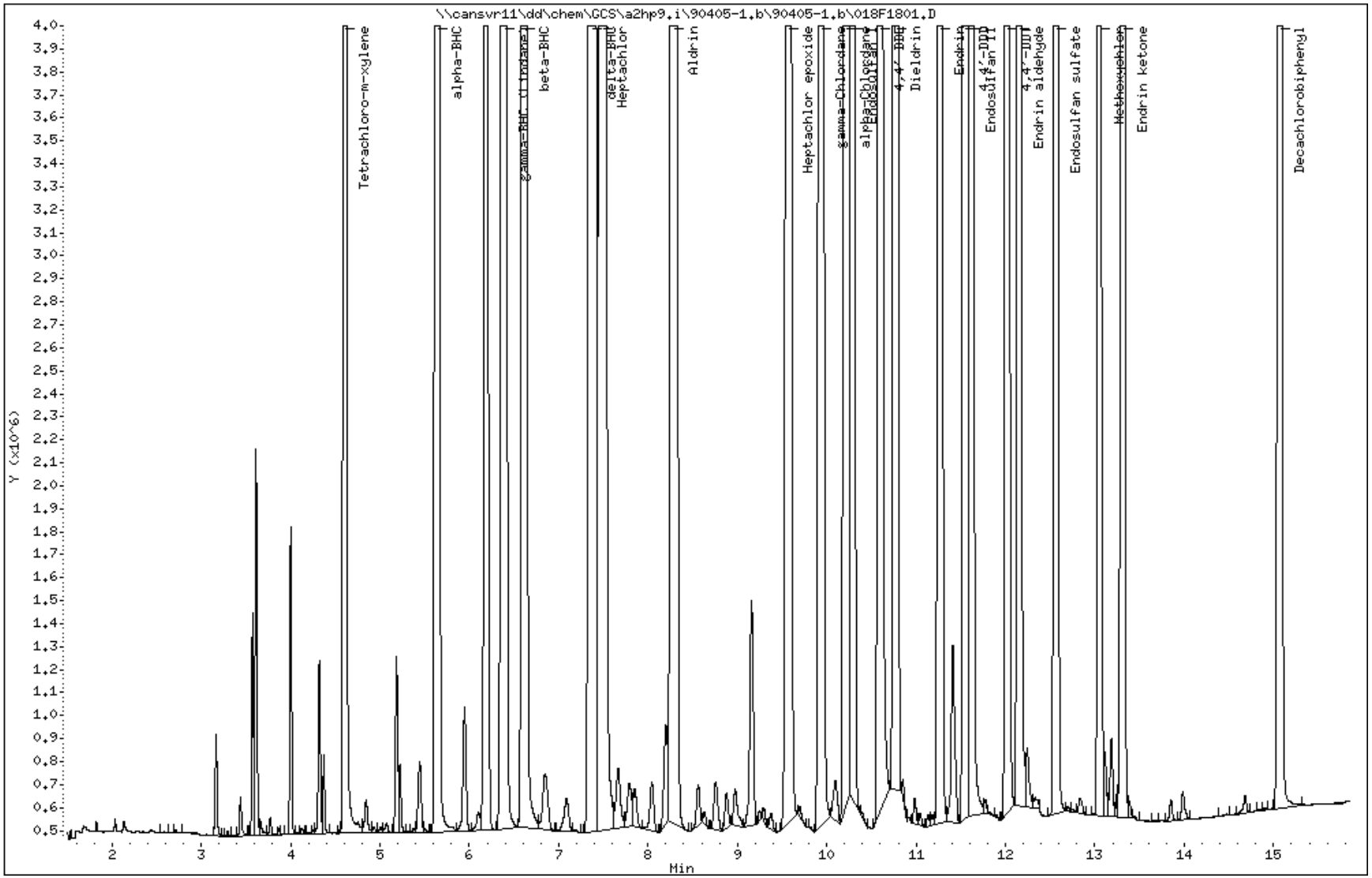

COMPOUNDS and EXP. RT REPORT

Operator: 093905 Date Acquired: 06-APR-2009 03:52
Data File: //cansvr11/dd/chem/GCS/a2hp9.i/90405-1.b/90405-1.b/018F1801.D
Lab Sample ID: AB6 G007
Misc. Info: 1-AB.SUB
Instrument: a2hp9.i
Method: \\cansvr11\dd\chem\GCS\a2hp9.i\90405-1.b\PEST9.m\PEST9r.m
Dilution Factor: 1

Compound	RT	Area	Amount	Conc
1) Tetrachloro-m-xylene	4.607	126823732	0.206	0.206
4) alpha-BHC	5.640	192662239	0.249	0.249
5) gamma-BHC (Lindane)	6.385	160964994	0.221	0.221
6) beta-BHC	6.613	60229125	0.210	0.210
7) delta-BHC	7.374	170672724	0.232	0.232
8) Heptachlor	7.491	133431999	0.195	0.195
10) Aldrin	8.289	161753226	0.219	0.219
12) Heptachlor epoxide	9.571	121448360	0.201	0.201
13) gamma-Chlordane	9.936	133102878	0.217	0.217
14) alpha-Chlordane	10.214	128306237	0.216	0.216
15) Endosulfan I	10.285	104375859	0.200	0.200
16) 4,4'-DDE	10.597	124412860	0.217	0.217
17) Dieldrin	10.772	118156334	0.207	0.207
18) Endrin	11.267	99534253	0.205	0.205
21) 4,4'-DDD	11.547	84759663	0.223	0.223
22) Endosulfan II	11.617	90031308	0.197	0.197
24) 4,4'-DDT	12.020	82484647	0.213	0.213
25) Endrin aldehyde	12.152	65885746	0.201	0.201
26) Endosulfan sulfate	12.564	79256235	0.208	0.208
27) Methoxychlor	13.052	31719267	0.196	0.196
29) Endrin ketone	13.310	81384444	0.198	0.198
30) Decachlorobiphenyl	15.067	57519528	0.183	0.183

TestAmerica North Canton

CONTINUING CALIBRATION COMPOUNDS

Instrument ID: a2hp9.i Injection Date: 06-APR-2009 04:15
Lab File ID: 019F1901.D Init. Cal. Date(s): 05-APR-2009 06-APR-2009
Analysis Type: Init. Cal. Times: 22:16 03:52
Lab Sample ID: ICV Quant Type: ESTD
Method: \\cansvr11\dd\chem\GCS\a2hp9.i\90405-1.b\PEST9.m\PEST9r.m

COMPOUND	RRF / AMOUNT	RF0.025	CCAL RRF0.025	MIN RRF	%D / %DRIFT	MAX %D / %DRIFT	CURVE TYPE
$ 1 Tetrachloro-m-xylene	616421515	613291040	613291040	0.000	0.50785	15.00000	Averaged
4 alpha-BHC	831179281	791297720	791297720	0.010	4.79819	15.00000	Averaged
5 gamma-BHC (Lindane)	727402496	697910400	697910400	0.010	4.05444	15.00000	Averaged
6 beta-BHC	112970501	108629960	108629960	0.010	3.84219	15.00000	Averaged
7 delta-BHC	243631115	233228720	233228720	0.010	4.26973	15.00000	Averaged
8 Heptachlor	210338578	214431400	214431400	0.010	-1.94583	15.00000	Averaged
10 Aldrin	739683760	692052840	692052840	0.010	6.43936	15.00000	Averaged
12 Heptachlor epoxide	604380302	600153920	600153920	0.010	0.69929	15.00000	Averaged
13 gamma-Chlordane	613289950	593880080	593880080	0.010	3.16488	15.00000	Averaged
14 alpha-Chlordane	594557828	575853160	575853160	0.010	3.14598	15.00000	Averaged
15 Endosulfan I	225246398	229227120	229227120	0.010	-1.76727	15.00000	Averaged
16 4,4'-DDE	574623900	551284880	551284880	0.010	4.06162	15.00000	Averaged
17 Dieldrin	259786756	257904920	257904920	0.010	0.72438	15.00000	Averaged
18 Endrin	225938994	223972920	223972920	0.010	0.87018	15.00000	Averaged
21 4,4'-DDD	380288579	374611480	374611480	0.010	1.49284	15.00000	Averaged
22 Endosulfan II	213796169	216745400	216745400	0.010	-1.37946	15.00000	Averaged
24 4,4'-DDT	387934821	395123840	395123840	0.010	-1.85315	15.00000	Averaged
25 Endrin aldehyde	162285889	162978920	162978920	0.010	-0.42704	15.00000	Averaged
26 Endosulfan sulfate	194724658	197132400	197132400	0.010	-1.23649	15.00000	Averaged
27 Methoxychlor	84596978	87602960	87602960	0.010	-3.55330	15.00000	Averaged
29 Endrin ketone	214172725	213997000	213997000	0.010	0.08205	15.00000	Averaged
$ 30 Decachlorobiphenyl	141343633	144644840	144644840	0.010	-2.33559	15.00000	Averaged

Average %D / Drift Results.

Calculated Average %D/Drift = 2.39323
Maximun Average %D/Drift = 15.00000
* Passed Average %D/Drift Test.

TestAmerica North Canton

PESTICIDES 8081/608

Data file : \\cansvr11\dd\chem\GCS\a2hp9.i\90405-1.b\90405-1.b\019F1901.D
Lab Smp Id: ICV
Inj Date : 06-APR-2009 04:15
Operator : 093905 Inst ID: a2hp9.i
Smp Info : ICV
Misc Info :
Comment :
Method : \\cansvr11\dd\chem\GCS\a2hp9.i\90405-1.b\PEST9.m\PEST9r.m
Meth Date : 06-Apr-2009 08:42 vandorenc Quant Type: ESTD
Cal Date : 06-APR-2009 02:23 Cal File: 014F1401.D
Als bottle: 19 Continuing Calibration Sample
Dil Factor: 1.00000
Integrator: Falcon Compound Sublist: 1-ab.sub
Target Version: 4.14 Sample Matrix: None
Processing Host: CANPGCSV23

RT	EXP RT	DLT RT	RESPONSE	AMOUNTS CAL-AMT (ng)	ON-COL (ng)	TARGET RANGE	RATIO
$ 1 Tetrachloro-m-xylene					CAS #: 877-09-8		
4.605	4.605	0.000	15332276	0.02500	0.02487		
4 alpha-BHC					CAS #: 319-84-6		
5.638	5.638	0.000	19782443	0.02500	0.02380		
5 gamma-BHC (Lindane)					CAS #: 58-89-9		
6.385	6.385	0.000	17447760	0.02500	0.02399		
6 beta-BHC					CAS #: 319-85-7		
6.613	6.613	0.000	2715749	0.02500	0.02404		
7 delta-BHC					CAS #: 319-86-8		
7.372	7.372	0.000	5830718	0.02500	0.02393		
8 Heptachlor					CAS #: 76-44-8		
7.490	7.490	0.000	5360785	0.02500	0.02549		
10 Aldrin					CAS #: 309-00-2		
8.289	8.289	0.000	17301321	0.02500	0.02339		
12 Heptachlor epoxide					CAS #: 1024-57-3		
9.570	9.570	0.000	15003848	0.02500	0.02482		
13 gamma-Chlordane					CAS #: 5103-74-2		
9.935	9.935	0.000	14847002	0.02500	0.02421		
14 alpha-Chlordane					CAS #: 5103-71-9		
10.215	10.215	0.000	14396329	0.02500	0.02421		

```
--------------------------------------------------------------------------------
   15 Endosulfan I                                CAS #: 959-98-8
10.285  10.285    0.000         5730678 0.02500  0.02544
--------------------------------------------------------------------------------
```

				AMOUNTS			
				CAL-AMT	ON-COL		
RT	EXP RT	DLT RT	RESPONSE	(ng)	(ng)	TARGET RANGE	RATIO
16 4,4'-DDE					CAS #: 72-55-9		
10.598	10.598	0.000	13782122	0.02500	0.02398		
17 Dieldrin					CAS #: 60-57-1		
10.771	10.771	0.000	6447623	0.02500	0.02482		
18 Endrin					CAS #: 72-20-8		
11.266	11.266	0.000	5599323	0.02500	0.02478		
21 4,4'-DDD					CAS #: 72-54-8		
11.549	11.549	0.000	9365287	0.02500	0.02463		
22 Endosulfan II					CAS #: 33213-65-9		
11.617	11.617	0.000	5418635	0.02500	0.02534		
24 4,4'-DDT					CAS #: 50-29-3		
12.020	12.020	0.000	9878096	0.02500	0.02546		
25 Endrin aldehyde					CAS #: 7421-93-4		
12.152	12.152	0.000	4074473	0.02500	0.02511		
26 Endosulfan sulfate					CAS #: 1031-07-8		
12.564	12.564	0.000	4928310	0.02500	0.02531		
27 Methoxychlor					CAS #: 72-43-5		
13.053	13.053	0.000	2190074	0.02500	0.02589		
29 Endrin ketone					CAS #: 53494-70-5		
13.310	13.310	0.000	5349925	0.02500	0.02498		
$ 30 Decachlorobiphenyl					CAS #: 2051-24-3		
15.068	15.068	0.000	3616121	0.02500	0.02558		

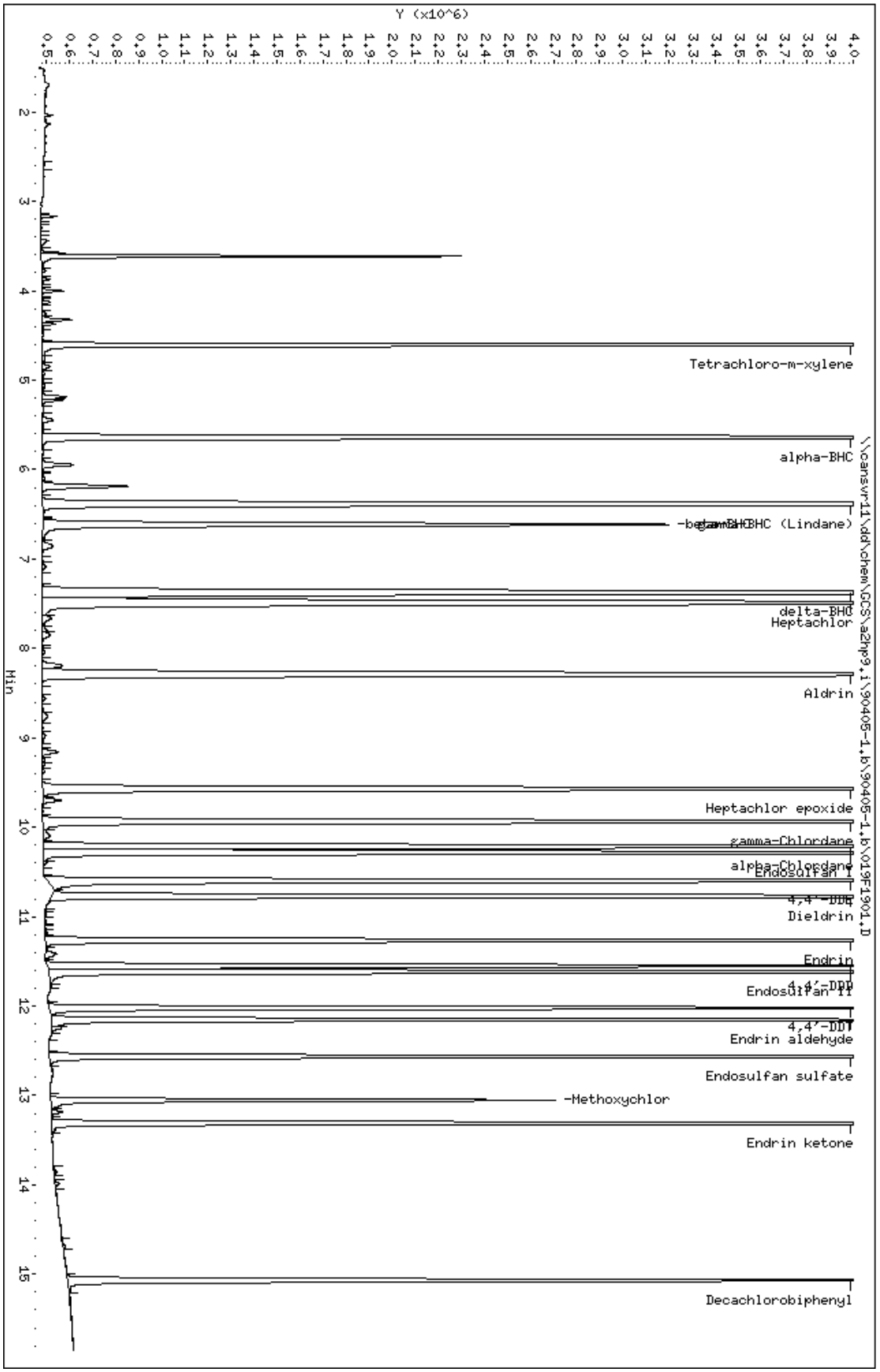

Data File: \\cansvr11\dd\chem\GCS\a2hp9.i\90405-1.b\90405-1.b\019F1901.D

Date : 06-APR-2009 04:15

Client ID:

Sample Info: ICV

Column phase: clp pesticides II

Instrument: a2hp9.i

Operator: 093905

Column diameter: 0.53

COMPOUNDS and EXP. RT REPORT

Operator: 093905 Date Acquired: 06-APR-2009 04:15
Data File: //cansvr11/dd/chem/GCS/a2hp9.i/90405-1.b/90405-1.b/019F1901.D
Lab Sample ID: ICV
Misc. Info:
Instrument: a2hp9.i
Method: \\cansvr11\dd\chem\GCS\a2hp9.i\90405-1.b\PEST9.m\PEST9r.m
Dilution Factor: 1

Compound	RT	Area	Amount	Conc
1) Tetrachloro-m-xylene	4.606	15332276	0.025	0.025
4) alpha-BHC	5.638	19782443	0.024	0.024
5) gamma-BHC (Lindane)	6.385	17447760	0.024	0.024
6) beta-BHC	6.613	7228312	0.024	0.024
7) delta-BHC	7.373	17621449	0.024	0.024
8) Heptachlor	7.490	17118301	0.025	0.025
10) Aldrin	8.289	17301321	0.023	0.023
12) Heptachlor epoxide	9.570	15003848	0.025	0.025
13) gamma-Chlordane	9.935	14847002	0.024	0.024
14) alpha-Chlordane	10.215	14396329	0.024	0.024
15) Endosulfan I	10.285	13150864	0.025	0.025
16) 4,4'-DDE	10.598	13782122	0.024	0.024
17) Dieldrin	10.772	13932652	0.025	0.025
18) Endrin	11.267	11724163	0.025	0.025
21) 4,4'-DDD	11.549	9365287	0.025	0.025
22) Endosulfan II	11.618	11671828	0.025	0.025
24) 4,4'-DDT	12.021	9878096	0.025	0.025
25) Endrin aldehyde	12.153	8388083	0.025	0.025
26) Endosulfan sulfate	12.564	9876839	0.025	0.025
27) Methoxychlor	13.053	4480475	0.026	0.026
29) Endrin ketone	13.310	10400730	0.025	0.025
30) Decachlorobiphenyl	15.068	8371593	0.026	0.026

Report Date: 15-Apr-2009 15:36

Calibration History

Method : \\cansvr11\dd\chem\GCS\a2hp9.i\90414IC-1.b\PEST9.m
Start Cal Date: 05-APR-2009 22:16
End Cal Date : 14-APR-2009 16:00
Last Cal Level: 6
Last Cal Type : Initial Calibration

Initial Calibration

Injection Date	Sublist	Calibration File
Cal Level: 1 , Cal Amount: 0.00500		
06-APR-2009 18:53	2-APPIX	\\cansvr11\dd\chem\GCS\a2hp9.i\90406-1.b\008F0801.D
06-APR-2009 17:01	21-CHDIAL	\\cansvr11\dd\chem\GCS\a2hp9.i\90406-1.b\003F0301.D
14-APR-2009 14:08	1-AB	\\cansvr11\dd\chem\GCS\a2hp9.i\90414IC-1.b\013F1301.D
14-APR-2009 12:16	15-TECHLOR	\\cansvr11\dd\chem\GCS\a2hp9.i\90414IC-1.b\008F0801.D
14-APR-2009 10:24	16-TOXAPH	\\cansvr11\dd\chem\GCS\a2hp9.i\90414IC-1.b\003F0301.D
Cal Level: 2 , Cal Amount: 0.01000		
06-APR-2009 19:15	2-APPIX	\\cansvr11\dd\chem\GCS\a2hp9.i\90406-1.b\009F0901.D
06-APR-2009 17:23	21-CHDIAL	\\cansvr11\dd\chem\GCS\a2hp9.i\90406-1.b\004F0401.D
14-APR-2009 14:30	1-AB	\\cansvr11\dd\chem\GCS\a2hp9.i\90414IC-1.b\014F1401.D
14-APR-2009 12:38	15-TECHLOR	\\cansvr11\dd\chem\GCS\a2hp9.i\90414IC-1.b\009F0901.D
14-APR-2009 10:46	16-TOXAPH	\\cansvr11\dd\chem\GCS\a2hp9.i\90414IC-1.b\004F0401.D
Cal Level: 3 , Cal Amount: 0.02500		
06-APR-2009 19:37	2-APPIX	\\cansvr11\dd\chem\GCS\a2hp9.i\90406-1.b\010F1001.D
06-APR-2009 17:45	21-CHDIAL	\\cansvr11\dd\chem\GCS\a2hp9.i\90406-1.b\005F0501.D
14-APR-2009 14:53	1-AB	\\cansvr11\dd\chem\GCS\a2hp9.i\90414IC-1.b\015F1501.D
14-APR-2009 13:01	15-TECHLOR	\\cansvr11\dd\chem\GCS\a2hp9.i\90414IC-1.b\010F1001.D
14-APR-2009 11:09	16-toxaph	\\cansvr11\dd\chem\GCS\a2hp9.i\90414IC-1.b\005F0501.D
Cal Level: 4 , Cal Amount: 0.05000		
06-APR-2009 20:00	2-APPIX	\\cansvr11\dd\chem\GCS\a2hp9.i\90406-1.b\011F1101.D
06-APR-2009 18:08	21-CHDIAL	

\\cansvr11\dd\chem\GCS\a2hp9.i\90406-1.b\006F0601.D		
14-APR-2009 15:15	1-AB	
\\cansvr11\dd\chem\GCS\a2hp9.i\90414IC-1.b\016F1601.D		
14-APR-2009 13:23	15-TECHLOR	
\\cansvr11\dd\chem\GCS\a2hp9.i\90414IC-1.b\011F1101.D		
14-APR-2009 11:31	16-TOXAPH	
\\cansvr11\dd\chem\GCS\a2hp9.i\90414IC-1.b\006F0601.D		

Cal Level: 5 , Cal Amount: 0.10000		
06-APR-2009 20:22	2-APPIX	
\\cansvr11\dd\chem\GCS\a2hp9.i\90406-1.b\012F1201.D		
06-APR-2009 18:30	21-CHDIAL	
\\cansvr11\dd\chem\GCS\a2hp9.i\90406-1.b\007F0701.D		
14-APR-2009 15:37	1-AB	
\\cansvr11\dd\chem\GCS\a2hp9.i\90414IC-1.b\017F1701.D		
14-APR-2009 13:46	15-TECHLOR	
\\cansvr11\dd\chem\GCS\a2hp9.i\90414IC-1.b\012F1201.D		
14-APR-2009 11:54	16-TOXAPH	
\\cansvr11\dd\chem\GCS\a2hp9.i\90414IC-1.b\007F0701.D		

Cal Level: 6 , Cal Amount: 0.20000		
06-APR-2009 20:44	2-APPIX	
\\cansvr11\dd\chem\GCS\a2hp9.i\90406-1.b\013F1301.D		
14-APR-2009 16:00	1-AB	
\\cansvr11\dd\chem\GCS\a2hp9.i\90414IC-1.b\018F1801.D		

Continuing Calibration
Ccal Level Mode: GLOBAL LEVEL 3

14-APR-2009 14:53	1-AB	
\\cansvr11\dd\chem\GCS\a2hp9.i\90414IC-1.b\015F1501.D		
14-APR-2009 16:17	1-ab	
\\cansvr11\dd\chem\GCS\a2hp9.i\90414IC-1.b\019F1901.D		
14-APR-2009 13:01	15-TECHLOR	
\\cansvr11\dd\chem\GCS\a2hp9.i\90414IC-1.b\010F1001.D		
14-APR-2009 11:09	16-toxaph	
\\cansvr11\dd\chem\GCS\a2hp9.i\90414IC-1.b\005F0501.D		
14-APR-2009 00:39	16-TOXAPH	
\\cansvr11\dd\chem\GCS\a2hp9.i\90413-1.b\034F3401.D		
14-APR-2009 01:23	1-AB	
\\cansvr11\dd\chem\GCS\a2hp9.i\90413-1.b\036F3601.D		
13-APR-2009 20:10	16-TOXAPH	
\\cansvr11\dd\chem\GCS\a2hp9.i\90413-1.b\022F2201.D		
13-APR-2009 19:26	1-AB	
\\cansvr11\dd\chem\GCS\a2hp9.i\90413-1.b\020F2001.D		
13-APR-2009 14:12	16-TOXAPH	
\\cansvr11\dd\chem\GCS\a2hp9.i\90413-1.b\006F0601.D		
13-APR-2009 13:28	1-AB	
\\cansvr11\dd\chem\GCS\a2hp9.i\90413-1.b\004F0401.D		
13-APR-2009 16:49	1-AB	
\\cansvr11\dd\chem\GCS\a2hp9.i\90413-1.b\013F1301.D		

Report Date: 15-Apr-2009 15:37

Calibration History

Method : \\cansvr11\dd\chem\GCS\a2hp9.i\90414IC-1.b\PEST9.m\PEST9r.m
Start Cal Date: 05-APR-2009 22:16
End Cal Date : 14-APR-2009 16:00
Last Cal Level: 2
Last Cal Type : Continuing Calibration

Initial Calibration

Injection Date	Sublist	Calibration File
Cal Level: 1 , Cal Amount: 0.00500		
06-APR-2009 18:53	2-APPIX	\\cansvr11\dd\chem\GCS\a2hp9.i\90406-1.b\90406-1.b\008F0801.D
06-APR-2009 17:01	21-CHDIAL	\\cansvr11\dd\chem\GCS\a2hp9.i\90406-1.b\90406-1.b\003F0301.D
14-APR-2009 14:08	1-AB	\\cansvr11\dd\chem\GCS\a2hp9.i\90414IC-1.b\90414IC-1.b\013F1301.D
14-APR-2009 12:16	15-TECHLOR	\\cansvr11\dd\chem\GCS\a2hp9.i\90414IC-1.b\90414IC-1.b\008F0801.D
14-APR-2009 10:24	16-TOXAPH	\\cansvr11\dd\chem\GCS\a2hp9.i\90414IC-1.b\90414IC-1.b\003F0301.D

Injection Date	Sublist	Calibration File
Cal Level: 2 , Cal Amount: 0.01000		
06-APR-2009 19:15	2-APPIX	\\cansvr11\dd\chem\GCS\a2hp9.i\90406-1.b\90406-1.b\009F0901.D
06-APR-2009 17:23	21-CHDIAL	\\cansvr11\dd\chem\GCS\a2hp9.i\90406-1.b\90406-1.b\004F0401.D
14-APR-2009 14:30	1-AB	\\cansvr11\dd\chem\GCS\a2hp9.i\90414IC-1.b\90414IC-1.b\014F1401.D
14-APR-2009 12:38	15-TECHLOR	\\cansvr11\dd\chem\GCS\a2hp9.i\90414IC-1.b\90414IC-1.b\009F0901.D
14-APR-2009 10:46	16-TOXAPH	\\cansvr11\dd\chem\GCS\a2hp9.i\90414IC-1.b\90414IC-1.b\004F0401.D

Injection Date	Sublist	Calibration File
Cal Level: 3 , Cal Amount: 0.02500		
06-APR-2009 19:37	2-APPIX	\\cansvr11\dd\chem\GCS\a2hp9.i\90406-1.b\90406-1.b\010F1001.D
06-APR-2009 17:45	21-CHDIAL	\\cansvr11\dd\chem\GCS\a2hp9.i\90406-1.b\90406-1.b\005F0501.D
14-APR-2009 14:53	1-AB	\\cansvr11\dd\chem\GCS\a2hp9.i\90414IC-1.b\90414IC-1.b\015F1501.D
14-APR-2009 13:01	15-TECHLOR	\\cansvr11\dd\chem\GCS\a2hp9.i\90414IC-1.b\90414IC-1.b\010F1001.D
14-APR-2009 11:09	16-toxaph	\\cansvr11\dd\chem\GCS\a2hp9.i\90414IC-1.b\90414IC-1.b\005F0501.D

Injection Date	Sublist	Calibration File
Cal Level: 4 , Cal Amount: 0.05000		
06-APR-2009 20:00	2-APPIX	\\cansvr11\dd\chem\GCS\a2hp9.i\90406-1.b\90406-1.b\011F1101.D
06-APR-2009 18:08	21-CHDIAL	

\\cansvr11\dd\chem\GCS\a2hp9.i\90406-1.b\90406-1.b\006F0601.D		
14-APR-2009 15:15	1-AB	
\\cansvr11\dd\chem\GCS\a2hp9.i\90414IC-1.b\90414IC-1.b\016F1601.D		
14-APR-2009 13:23	15-TECHLOR	
\\cansvr11\dd\chem\GCS\a2hp9.i\90414IC-1.b\90414IC-1.b\011F1101.D		
14-APR-2009 11:31	16-TOXAPH	
\\cansvr11\dd\chem\GCS\a2hp9.i\90414IC-1.b\90414IC-1.b\006F0601.D		

Cal Level: 5 , Cal Amount: 0.10000		
06-APR-2009 20:22	2-APPIX	
\\cansvr11\dd\chem\GCS\a2hp9.i\90406-1.b\90406-1.b\012F1201.D		
06-APR-2009 18:30	21-CHDIAL	
\\cansvr11\dd\chem\GCS\a2hp9.i\90406-1.b\90406-1.b\007F0701.D		
14-APR-2009 15:37	1-AB	
\\cansvr11\dd\chem\GCS\a2hp9.i\90414IC-1.b\90414IC-1.b\017F1701.D		
14-APR-2009 13:46	15-TECHLOR	
\\cansvr11\dd\chem\GCS\a2hp9.i\90414IC-1.b\90414IC-1.b\012F1201.D		
14-APR-2009 11:54	16-TOXAPH	
\\cansvr11\dd\chem\GCS\a2hp9.i\90414IC-1.b\90414IC-1.b\007F0701.D		

Cal Level: 6 , Cal Amount: 0.20000		
06-APR-2009 20:44	2-APPIX	
\\cansvr11\dd\chem\GCS\a2hp9.i\90406-1.b\90406-1.b\013F1301.D		
14-APR-2009 16:00	1-AB	
\\cansvr11\dd\chem\GCS\a2hp9.i\90414IC-1.b\90414IC-1.b\018F1801.D		

Continuing Calibration
Ccal Level Mode: GLOBAL LEVEL 3

14-APR-2009 16:17	1-ab	
\\cansvr11\dd\chem\GCS\a2hp9.i\90414IC-1.b\90414IC-1.b\019F1901.D		
14-APR-2009 14:53	1-AB	
\\cansvr11\dd\chem\GCS\a2hp9.i\90414IC-1.b\90414IC-1.b\015F1501.D		
14-APR-2009 13:01	15-TECHLOR	
\\cansvr11\dd\chem\GCS\a2hp9.i\90414IC-1.b\90414IC-1.b\010F1001.D		
14-APR-2009 11:09	16-toxaph	
\\cansvr11\dd\chem\GCS\a2hp9.i\90414IC-1.b\90414IC-1.b\005F0501.D		
14-APR-2009 01:23	1-AB	
\\cansvr11\dd\chem\GCS\a2hp9.i\90413-1.b\90413-1.b\036F3601.D		
14-APR-2009 00:39	16-TOXAPH	
\\cansvr11\dd\chem\GCS\a2hp9.i\90413-1.b\90413-1.b\034F3401.D		
13-APR-2009 20:10	16-TOXAPH	
\\cansvr11\dd\chem\GCS\a2hp9.i\90413-1.b\90413-1.b\022F2201.D		
13-APR-2009 19:26	1-AB	
\\cansvr11\dd\chem\GCS\a2hp9.i\90413-1.b\90413-1.b\020F2001.D		
13-APR-2009 14:12	16-TOXAPH	
\\cansvr11\dd\chem\GCS\a2hp9.i\90413-1.b\90413-1.b\006F0601.D		
13-APR-2009 13:28	1-AB	
\\cansvr11\dd\chem\GCS\a2hp9.i\90413-1.b\90413-1.b\004F0401.D		
14-APR-2009 01:23	1-AB	
\\cansvr11\dd\chem\GCS\a2hp9.i\90413-1.b\90413-1.b\036F3601.D		
14-APR-2009 00:39	16-TOXAPH	
\\cansvr11\dd\chem\GCS\a2hp9.i\90413-1.b\90413-1.b\034F3401.D		
13-APR-2009 20:10	16-TOXAPH	
\\cansvr11\dd\chem\GCS\a2hp9.i\90413-1.b\90413-1.b\022F2201.D		
13-APR-2009 19:26	1-AB	
\\cansvr11\dd\chem\GCS\a2hp9.i\90413-1.b\90413-1.b\020F2001.D		
13-APR-2009 16:49	1-AB	

Report Date : 15-Apr-2009 15:36

TestAmerica North Canton

INITIAL CALIBRATION DATA

Start Cal Date : 05-APR-2009 22:16
End Cal Date : 14-APR-2009 16:00
Quant Method : ESTD
Target Version : 4.14
Integrator : Falcon
Method file : \\cansvr11\dd\chem\GCS\a2hp9.i\90414IC-1.b\PEST9.m
Last Edit : 15-Apr-2009 11:32 vandorenc

Calibration File Names:
Level 1: \\cansvr11\dd\chem\GCS\a2hp9.i\90406-1.b\008F0801.D
Level 2: \\cansvr11\dd\chem\GCS\a2hp9.i\90406-1.b\009F0901.D
Level 3: \\cansvr11\dd\chem\GCS\a2hp9.i\90406-1.b\010F1001.D
Level 4: \\cansvr11\dd\chem\GCS\a2hp9.i\90406-1.b\011F1101.D
Level 5: \\cansvr11\dd\chem\GCS\a2hp9.i\90406-1.b\012F1201.D
Level 6: \\cansvr11\dd\chem\GCS\a2hp9.i\90406-1.b\013F1301.D

Compound	0.0050000 Level 1	0.0100000 Level 2	0.0250000 Level 3	0.0500000 Level 4	0.1000000 Level 5	0.2000000 Level 6	Curve	Coefficients b	m1	m2	%RSD or R^2
2 Hexachlorobenzene	457162400	440174350	438157525	472140800	421166980	491885735	AVRG		453447965		5.65934
3 Diallate(1)	8639880	7860670	7269135	5768390	5404839	+++++	AVRG		6988583		19.67578
(2)	1349460	1313800	1280590	1007914	883990	+++++	AVRG		1167151		17.82589
4 alpha-BHC	669488000	653842600	680356320	725138000	720281560	716723330	AVRG		694304968		4.35706
5 gamma-BHC (Lindane)	627755000	605638400	621026240	661398220	656891090	649186760	AVRG		636982618		3.48477
6 beta-BHC	279913200	259589400	245406720	251165720	242027850	239960565	AVRG		253010576		5.91324
7 delta-BHC	579640600	566738000	591752800	645465960	641103570	649127090	AVRG		612304670		6.04521
8 Heptachlor	616788200	568463000	572001480	594850700	571877920	536144820	AVRG		576687687		4.71354
9 Tech Chlordane(1)	11745200	11090000	10621760	10395885	10856538	+++++	AVRG		10941877		4.73816
(2)	10612400	9744680	9068680	8763145	8579736	+++++	AVRG		9353728		8.89052
(3)	20743300	19440280	19435960	19835550	21349878	+++++	AVRG		20160994		4.22593
(4)	32183850	30993760	30764130	31406335	33419692	+++++	AVRG		31753553		3.39111
10 Aldrin	634224400	598938500	600916160	627888800	611222310	595383785	AVRG		611428993		2.65193
11 Isodrin	149022600	144791000	144543900	154352680	135216900	142757885	AVRG		145114161		4.40777

TestAmerica North Canton

INITIAL CALIBRATION DATA

Start Cal Date : 05-APR-2009 22:16
End Cal Date : 14-APR-2009 16:00
Quant Method : ESTD
Target Version : 4.14
Integrator : Falcon
Method file : \\cansvr11\dd\chem\GCS\a2hp9.i\90414IC-1.b\PEST9.m
Last Edit : 15-Apr-2009 11:32 vandorenc

Compound	0.0050000 Level 1	0.0100000 Level 2	0.0250000 Level 3	0.0500000 Level 4	0.1000000 Level 5	0.2000000 Level 6	Curve	Coefficients b	Coefficients m1	Coefficients m2	%RSD or R^2
12 Heptachlor epoxide	584195400	534909900	526733280	538303500	513702980	492219035	AVRG		531677349		5.77695
13 gamma-Chlordane	588865600	543731000	536311840	556458960	549638100	545419555	AVRG		553404176		3.36170
14 alpha-Chlordane	582795200	536235800	522483320	543658380	527271590	524864155	AVRG		539551408		4.19023
15 Endosulfan I	545616600	498318100	483813360	501377320	475019070	456637525	AVRG		493463663		6.14372
16 4,4'-DDE	541120800	512735500	505997160	542706160	530760410	530092680	AVRG		527235452		2.83115
17 Dieldrin	553987200	516977800	516077040	548454500	528362390	511615300	AVRG		529245705		3.39754
18 Endrin	504964800	466482500	464763760	494710100	477120700	459329790	AVRG		477895275		3.81671
19 Kepone	728327	1767241	5531484	16267920	37594976	83780994	LINR	0.12083	26802362		0.99743
20 4,4'-DDD	374916400	348040100	345787720	385945940	383232090	387045330	AVRG		370827930		5.12854
21 Chlorobenzilate	23937100	24646140	22717330	20455604	18293007	+++++	AVRG		22009836		11.89029
22 Endosulfan II	504048000	454188800	435593520	460700960	442936970	426811570	AVRG		454046637		6.03167
23 4,4'-DDT	297331600	272182300	277505400	323618500	339548150	332964665	AVRG		307191769		9.41808
24 Toxaphene (1)	4400015	4315360	4694208	4914394	5430809	+++++	AVRG		4750957		9.44270
(2)	3706360	3821792	4346291	4602092	5210279	+++++	AVRG		4337363		14.10028
(3)	4723245	4714656	5207271	5566947	6241569	+++++	AVRG		5290738		12.10715
(4)	3396645	3624548	4114089	4519137	5314222	+++++	AVRG		4193728		18.18747
(5)	2369595	2394254	2654124	2824677	3346151	+++++	AVRG		2717760		14.67460
25 Endrin aldehyde	365622800	324073900	310528560	334490800	325293200	309107950	AVRG		328186202		6.30717
26 Mirex	+++++	+++++	+++++	+++++	+++++	+++++	AVRG		0.000e+000		0.000e+000
27 Methoxychlor	65179800	58062500	54974560	61505680	62137080	59544775	AVRG		60234066		5.87210
28 Endosulfan sulfate	400041600	362022100	351358600	383104040	380694380	376590370	AVRG		375635182		4.53761
29 Endrin ketone	419271000	373516300	363792800	395267460	393493420	369675230	AVRG		385836035		5.39231

TestAmerica North Canton

INITIAL CALIBRATION DATA

Start Cal Date : 05-APR-2009 22:16
End Cal Date : 14-APR-2009 16:00
Quant Method : ESTD
Target Version : 4.14
Integrator : Falcon
Method file : \\cansvr11\dd\chem\GCS\a2hp9.i\90414IC-1.b\PEST9.m
Last Edit : 15-Apr-2009 11:32 vandorenc

Compound	0.0050000 Level 1	0.0100000 Level 2	0.0250000 Level 3	0.0500000 Level 4	0.1000000 Level 5	0.2000000 Level 6	Curve	Coefficients b	Coefficients m1	Coefficients m2	%RSD or R^2
$ 1 Tetrachloro-m-xylene	449871600	420176600	408106960	420857840	410466240	396797815	AVRG		417712843		4.32560
$ 30 Decachlorobiphenyl	379069000	329330500	321616800	316026340	307983020	286075075	AVRG		323350123		9.60465

TestAmerica North Canton

INITIAL CALIBRATION DATA

Start Cal Date : 05-APR-2009 22:16
End Cal Date : 14-APR-2009 16:00
Quant Method : ESTD
Target Version : 4.14
Integrator : Falcon
Method file : \\cansvr11\dd\chem\GCS\a2hp9.i\90414IC-1.b\PEST9.m
Last Edit : 15-Apr-2009 11:32 vandorenc

Average %RSD Results.	
Calculated Average %RSD =	7.29218
Maximun Average %RSD =	20.00000
* Passed Average %RSD Test.	

Curve	Formula	Units
Averaged	Amt = Rsp/m1	Response
Linear	Amt = b + Rsp/m1	Response

Report Date : 15-Apr-2009 15:37

TestAmerica North Canton

INITIAL CALIBRATION DATA

Start Cal Date : 05-APR-2009 22:16
End Cal Date : 14-APR-2009 16:00
Quant Method : ESTD
Target Version : 4.14
Integrator : Falcon
Method file : \\cansvr11\dd\chem\GCS\a2hp9.i\90414IC-1.b\PEST9.m\PEST9r.m
Last Edit : 15-Apr-2009 11:32 vandorenc

Calibration File Names:
Level 1: \\cansvr11\dd\chem\GCS\a2hp9.i\90406-1.b\90406-1.b\008F0801.D
Level 2: \\cansvr11\dd\chem\GCS\a2hp9.i\90406-1.b\90406-1.b\009F0901.D
Level 3: \\cansvr11\dd\chem\GCS\a2hp9.i\90406-1.b\90406-1.b\010F1001.D
Level 4: \\cansvr11\dd\chem\GCS\a2hp9.i\90406-1.b\90406-1.b\011F1101.D
Level 5: \\cansvr11\dd\chem\GCS\a2hp9.i\90406-1.b\90406-1.b\012F1201.D
Level 6: \\cansvr11\dd\chem\GCS\a2hp9.i\90406-1.b\90406-1.b\013F1301.D

Compound	0.0050000 Level 1	0.0100000 Level 2	0.0250000 Level 3	0.0500000 Level 4	0.1000000 Level 5	0.2000000 Level 6	Curve	Coefficients b	m1	m2	%RSD or R^2
55 DDD/Endosulfan II	+++++	+++++	+++++	+++++	+++++	+++++	AVRG		0.000e+000		0.000e+000
2 Diallate(1)	17136200	16532500	15527205	12419658	11485814	+++++	AVRG		14620275		17.26175
(2)	2772580	2703720	2710910	2231744	2051816	+++++	AVRG		2494154		13.19054
3 Hexachlorobenzene	868725800	855993200	864885000	931019970	865980115	976018155	AVRG		893770373		5.43843
4 alpha-BHC	1.019e+009	1.019e+009	1.107e+009	1.220e+009	1.245e+009	1.272e+009	AVRG		1.147e+009		9.93298
5 gamma-BHC (Lindane)	936377400	917238000	980546440	1.072e+009	1.091e+009	+++++	AVRG		999489318		7.87769
6 beta-BHC	155532200	143404100	141811320	149990300	151286500	154617840	AVRG		149440377		3.81207
7 delta-BHC	279117400	277088000	299926520	341429480	348076640	353120385	AVRG		316459738		11.11394
8 Heptachlor	277222200	263606600	274188600	295608940	290199730	267788450	AVRG		278102420		4.50673
9 Tech Chlordane(1)	10922850	10491520	10369130	10564315	11283930	+++++	AVRG		10726349		3.48366
(2)	15219400	13443540	12742260	12688295	12508622	+++++	AVRG		13320423		8.40525
(3)	35133950	34344140	35194810	37219610	40323800	+++++	AVRG		36443262		6.62839
(4)	29469000	27810580	28337400	29405740	31313310	+++++	AVRG		29267206		4.59452
10 Aldrin	902853400	879825100	910166720	983982080	978644610	969633065	AVRG		937517496		4.80817

TestAmerica North Canton

INITIAL CALIBRATION DATA

Start Cal Date : 05-APR-2009 22:16
End Cal Date : 14-APR-2009 16:00
Quant Method : ESTD
Target Version : 4.14
Integrator : Falcon
Method file : \\cansvr11\dd\chem\GCS\a2hp9.i\90414IC-1.b\PEST9.m\PEST9r.m
Last Edit : 15-Apr-2009 11:32 vandorenc

Compound	0.0050000 Level 1	0.0100000 Level 2	0.0250000 Level 3	0.0500000 Level 4	0.1000000 Level 5	0.2000000 Level 6	Curve	Coefficients b	Coefficients m1	Coefficients m2	%RSD or R^2	
11 Isodrin	576363000	571656100	586889800	639812900	571805200	620094085	AVRG		594436848		4.83607	
12 Heptachlor epoxide	771685400	726969400	733262880	782692800	761009300	733142560	AVRG		751460390		3.11644	
13 gamma-Chlordane	754352800	707687200	728052880	789527740	791830490	802257130	AVRG		762284707		5.05650	
14 alpha-Chlordane	718616800	673499600	683703240	733986160	729814480	739460355	AVRG		713180106		3.90259	
15 Endosulfan I	281617200	267071400	269759480	284707040	276731670	266697810	AVRG		274430767		2.81465	
16 4,4'-DDE	630348400	598500200	609697240	676386640	680565810	699875845	AVRG		649229023		6.45353	
17 Dieldrin	291090400	279123800	292136200	318551600	309497570	305819370	AVRG		299369823		4.82420	
18 Endrin	261752000	249415200	258560400	284505380	279894500	277331815	AVRG		268576549		5.19277	
19 Chlorobenzilate	9846080	9910790	9463255	8591202	8162084	+++++	AVRG		9194682		8.49380	
20 Kepone	680376	1797815	5961270	18498416	45261500	107460778	QUAD	0.08829	3.767e-008	-8.137e-01	0.99947	
21 4,4'-DDD	440042800	413944700	420494600	476466460	482805390	496881135	AVRG		455105848		7.66712	
22 Endosulfan II	245928000	224051700	223680920	247422960	244701590	244560000	AVRG		238390862		4.73943	
23 Toxaphene(1)	7163180	7048788	7746968	8179675	9165369	+++++	AVRG		7860796		10.94809	
(2)	3102885	2993766	3375774	3621842	4175297	+++++	AVRG		3453913		13.65431	
(3)	6825835	6725644	7556678	8165968	9207620	+++++	AVRG		7696349		13.35211	
(4)	4854965	4704280	5295713	5701816	6673643	+++++	AVRG		5446083		14.50063	
(5)	1794045	1835456	2141524	2451685	3065962	+++++	AVRG		2257734		23.20252	<-
24 4,4'-DDT	309332600	287446800	301070760	358226660	385034630	388660530	AVRG		338295330		13.17231	
25 Endrin aldehyde	174142800	157159100	156984240	175693120	176706900	174948780	AVRG		169272490		5.60554	
26 Endosulfan sulfate	206483800	186950800	188123840	212597560	218096210	221389795	AVRG		205607001		7.24154	
27 Methoxychlor	77613200	69717000	67384400	77673940	81932440	80791415	AVRG		75852066		7.84680	
28 Mirex	+++++	+++++	+++++	+++++	+++++	+++++	AVRG		0.000e+000		0.000e+000	

TestAmerica North Canton

INITIAL CALIBRATION DATA

Start Cal Date : 05-APR-2009 22:16
End Cal Date : 14-APR-2009 16:00
Quant Method : ESTD
Target Version : 4.14
Integrator : Falcon
Method file : \\cansvr11\dd\chem\GCS\a2hp9.i\90414IC-1.b\PEST9.m\PEST9r.m
Last Edit : 15-Apr-2009 11:32 vandorenc

Compound	0.0050000 Level 1	0.0100000 Level 2	0.0250000 Level 3	0.0500000 Level 4	0.1000000 Level 5	0.2000000 Level 6	Curve	Coefficients b	m1	m2	%RSD or R^2
29 Endrin ketone	216010000	195554900	192442200	217280340	220241960	217428375	AVRG		209826296		5.89872
$ 1 Tetrachloro-m-xylene	648774000	622928400	630312880	670871240	673084350	661227570	AVRG		651199740		3.22692
$ 30 Decachlorobiphenyl	156933200	135779200	133209520	133382700	133387090	128630400	AVRG		136887018		7.37294

TestAmerica North Canton

INITIAL CALIBRATION DATA

Start Cal Date : 05-APR-2009 22:16
End Cal Date : 14-APR-2009 16:00
Quant Method : ESTD
Target Version : 4.14
Integrator : Falcon
Method file : \\cansvr11\dd\chem\GCS\a2hp9.i\90414IC-1.b\PEST9.m\PEST9r.m
Last Edit : 15-Apr-2009 11:32 vandorenc

Average %RSD Results.

Calculated Average %RSD = 7.89371
Maximun Average %RSD = 20.00000
* Passed Average %RSD Test.

Curve	Formula	Units
Averaged	Amt = Rsp/m1	Response
Quad	Amt = b + m1*Rsp + m2*Rsp^2	Response

Data File: \\cansvr11\dd\chem\GCS\a2hp9.i\90414IC-1.b/002F0201.D
Report Date: 04/15/2009

EVALB Degradation Report

Instrument ID: a2hp9.i Injection Date: 14-APR-2009 10:02
Lab File ID: 002F0201.D Lab Sample ID: PEM G087
Analysis Type: NONE Method File: \\cansvr11\dd\chem\GCS\a2hp9.i\90414IC-1.b\PE

4,4'-DDT Degradation

RT	Area	Compound
10.209	28917560	4,4'-DDT
8.5442	390782	4,4'-DDE
9.7225	3027251	4,4'-DDD

Percent Degradation of 4,4'-DDT: 10.57

Endrin Degradation

RT	Area	Compound
9.4042	21071643	Endrin
10.579	930809	Endrin aldehyde
11.672	1293801	Endrin ketone

Percent Degradation of Endrin: 9.55

TestAmerica North Canton

PESTICIDES 8081/608

Data file : \\cansvr11\dd\chem\GCS\a2hp9.i\90414IC-1.b\002F0201.D
Lab Smp Id: PEM G087
Inj Date : 14-APR-2009 10:02
Operator : 093905 Inst ID: a2hp9.i
Smp Info : PEM G087
Misc Info : 12-PEM.SUB
Comment :
Method : \\cansvr11\dd\chem\GCS\a2hp9.i\90414IC-1.b\PEST9.m
Meth Date : 15-Apr-2009 10:59 vandorenc Quant Type: ESTD
Cal Date : 06-APR-2009 20:22 Cal File: 012F1201.D
Als bottle: 2 QC Sample: PEM
Dil Factor: 1.00000
Integrator: Falcon Compound Sublist: 12-PEM.SUB
Target Version: 4.14 Sample Matrix: None
Processing Host: CANPGCSV23

				CONCENTRATIONS ON-COL	CONCENTRATIONS FINAL		
RT	EXP RT	DLT RT	RESPONSE	(ng)	(ng)	TARGET RANGE	RATIO
4 alpha-BHC						CAS #: 319-84-6	
4.487	4.467	0.020	6538059	0.00942	0.009417		
5 gamma-BHC (Lindane)						CAS #: 58-89-9	
4.906	4.886	0.020	5879456	0.00923	0.009230		
6 beta-BHC						CAS #: 319-85-7	
5.053	5.033	0.020	2423265	0.00958	0.009578		
16 4,4'-DDE						CAS #: 72-55-9	
8.544	8.523	0.021	390782	7e-004	0.0007412		
18 Endrin						CAS #: 72-20-8	
9.404	9.392	0.012	21071643	0.04409	0.04409		
20 4,4'-DDD						CAS #: 72-54-8	
9.722	9.708	0.014	3027251	0.00816	0.008163		
22 Endosulfan II						CAS #: 33213-65-9	

Peaks not detected for Quant. or Qual. signal(s).

23 4,4'-DDT						CAS #: 50-29-3	
10.209	10.199	0.010	28917560	0.09414	0.09414		
25 Endrin aldehyde						CAS #: 7421-93-4	
10.579	10.569	0.010	930809	0.00284	0.002836		

```
   27 Methoxychlor                                CAS #: 72-43-5
11.107  11.100    0.007        12951927 0.21503   0.2150
--------------------------------------------------------------------------------
   28 Endosulfan sulfate                          CAS #: 1031-07-8
11.275  11.270    0.005          328952  9e-004  0.0008757
--------------------------------------------------------------------------------
```

RT	EXP RT	DLT RT	RESPONSE	CONCENTRATIONS ON-COL (ng)	FINAL (ng)	TARGET RANGE	RATIO
29 Endrin ketone					CAS #: 53494-70-5		
11.671	11.664	0.007	1293801	0.00335	0.003353		

Data File: \\cansvr11\dd\chem\GCS\a2hp9.i\90414IC-1.b\002F0201.D

Date : 14-APR-2009 10:02

Client ID:

Instrument: a2hp9.i

Sample Info: PEM G087

Operator: 093905

Column phase: clp pesticides I

Column diameter: 0.53

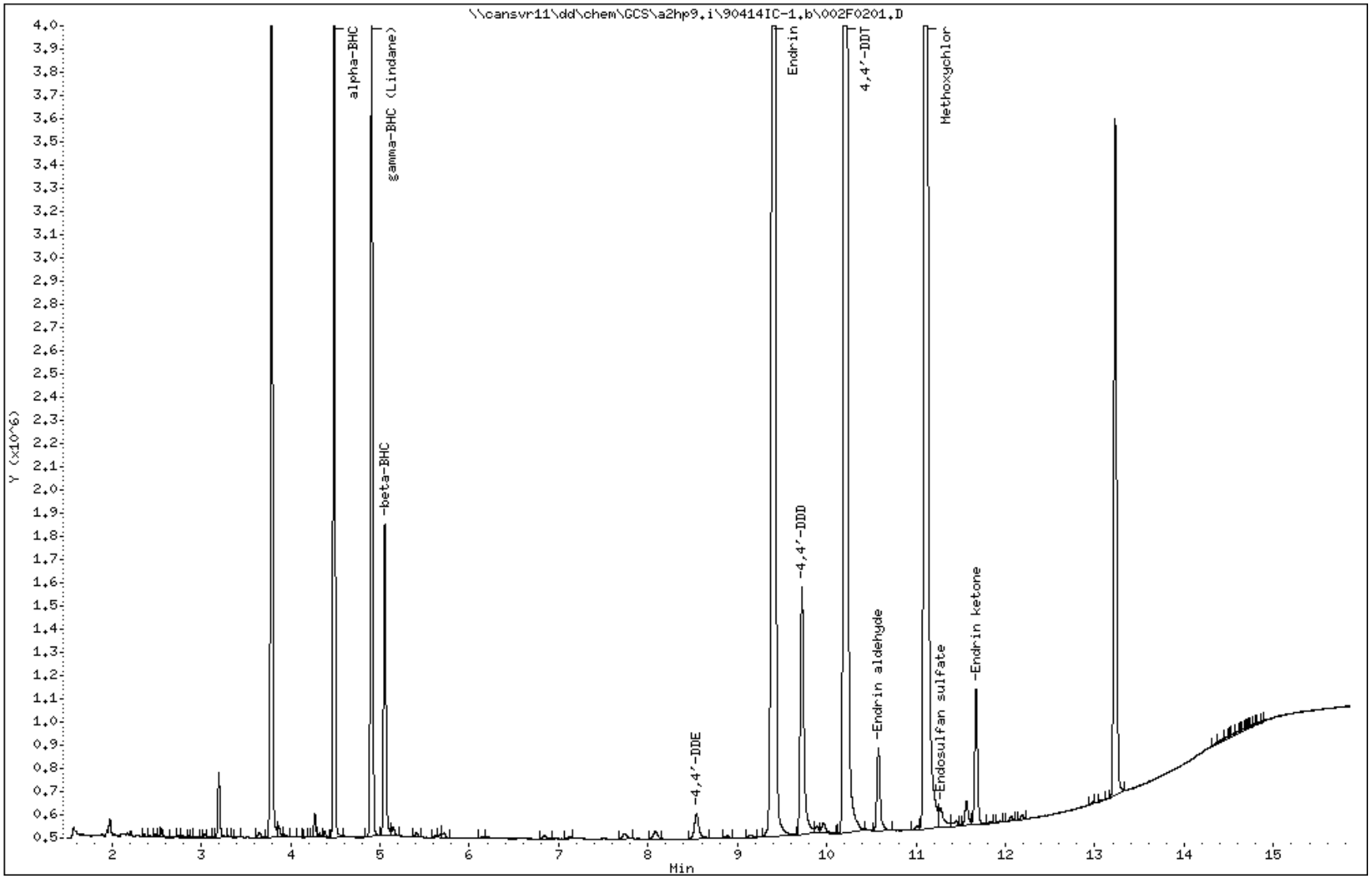

COMPOUNDS and EXP. RT REPORT

Operator: 093905 Date Acquired: 14-APR-2009 10:02
Data File: //cansvr11/dd/chem/GCS/a2hp9.i/90414IC-1.b/002F0201.D
Lab Sample ID: PEM G087
Misc. Info: 12-PEM.SUB
Instrument: a2hp9.i
Method: \\cansvr11\dd\chem\GCS\a2hp9.i\90414IC-1.b\PEST9.m
Dilution Factor: 1

Compound	RT	Area	Amount	Conc
4) alpha-BHC	4.488	6538059	0.012	0.012
5) gamma-BHC (Lindane)	4.907	5879456	0.012	0.012
6) beta-BHC	5.053	2423265	0.012	0.012
16) 4,4'-DDE	8.544	390782	0.001	0.001
18) Endrin	9.404	21071643	0.052	0.052
20) 4,4'-DDD	9.723	3027251	0.010	0.010
22) Endosulfan II	NOT DETECTED Expected RT = 9.838			
23) 4,4'-DDT	10.209	28917560	0.083	0.083
25) Endrin aldehyde	10.579	930809	0.003	0.003
27) Methoxychlor	11.108	30866497	0.189	0.189
28) Endosulfan sulfate	11.276	328952	0.001	0.001
29) Endrin ketone	11.672	1293801	0.003	0.003

Data File: \\cansvr11\dd\chem\GCS\a2hp9.i\90414IC-1.b\90414IC-1.b/002F0201.D
Report Date: 04/15/2009

EVALB Degradation Report

Instrument ID: a2hp9.i Injection Date: 14-APR-2009 10:02
Lab File ID: 002F0201.D Lab Sample ID: PEM G087
Analysis Type: NONE Method File: \\cansvr11\dd\chem\GCS\a2hp9.i\90414IC-1.b\PE

4,4'-DDT Degradation

RT	Area	Compound
12.010	36149747	4,4'-DDT
10.588	513396	4,4'-DDE
11.538	3878255	4,4'-DDD

Percent Degradation of 4,4'-DDT: 10.83

Endrin Degradation

RT	Area	Compound
11.257	27044636	Endrin
12.143	897595	Endrin aldehyde
13.300	1364978	Endrin ketone

Percent Degradation of Endrin: 7.72

TestAmerica North Canton

PESTICIDES 8081/608

Data file : \\cansvr11\dd\chem\GCS\a2hp9.i\90414IC-1.b\90414IC-1.b\002F0201.D
Lab Smp Id: PEM G087
Inj Date : 14-APR-2009 10:02
Operator : 093905 Inst ID: a2hp9.i
Smp Info : PEM G087
Misc Info : 12-PEM.SUB
Comment :
Method : \\cansvr11\dd\chem\GCS\a2hp9.i\90414IC-1.b\PEST9.m\PEST9r.m
Meth Date : 15-Apr-2009 11:29 vandorenc Quant Type: ESTD
Cal Date : 06-APR-2009 19:15 Cal File: 009F0901.D
Als bottle: 2 QC Sample: PEM
Dil Factor: 1.00000
Integrator: Falcon Compound Sublist: 12-PEM.SUB
Target Version: 4.14 Sample Matrix: None
Processing Host: CANPGCSV23

				CONCENTRATIONS ON-COL	FINAL		
RT	EXP RT	DLT RT	RESPONSE	(ng)	(ng)	TARGET RANGE	RATIO
4 alpha-BHC						CAS #: 319-84-6	
5.630	5.635	-0.005	10651879	0.00929	0.009285		
5 gamma-BHC (Lindane)						CAS #: 58-89-9	
6.374	6.380	-0.006	9393321	0.00940	0.009398		
6 beta-BHC						CAS #: 319-85-7	
6.604	6.609	-0.005	1405161	0.00940	0.009403		
16 4,4'-DDE						CAS #: 72-55-9	
10.587	10.592	-0.005	513396	8e-004	0.0007908		
18 Endrin						CAS #: 72-20-8	
11.256	11.261	-0.005	12815826	0.04772	0.04772		
21 4,4'-DDD						CAS #: 72-54-8	
11.538	11.543	-0.005	3878255	0.00852	0.008522		
22 Endosulfan II						CAS #: 33213-65-9	

Peaks not detected for Quant. or Qual. signal(s).

24 4,4'-DDT						CAS #: 50-29-3	
12.010	12.014	-0.004	36149747	0.10686	0.1068		
25 Endrin aldehyde						CAS #: 7421-93-4	
12.142	12.147	-0.005	416085	0.00246	0.002458		

27 Methoxychlor CAS #: 72-43-5

13.042	13.046	-0.004	18689049	0.24639	0.2464

RT	EXP RT	DLT RT	RESPONSE	CONCENTRATIONS ON-COL (ng)	FINAL (ng)	TARGET RANGE	RATIO

26 Endosulfan sulfate CAS #: 1031-07-8

Peaks not detected for Quant. or Qual. signal(s).

---

29 Endrin ketone CAS #: 53494-70-5

13.300	13.304	-0.004	686479	0.00327	0.003272		

Data File: \\cansvr11\dd\chem\GCS\a2hp9.i\90414IC-1.b\90414IC-1.b\002F0201.D

Date : 14-APR-2009 10:02

Client ID:

Instrument: a2hp9.i

Sample Info: PEM G087

Operator: 093905

Column phase: clp pesticides II

Column diameter: 0.53

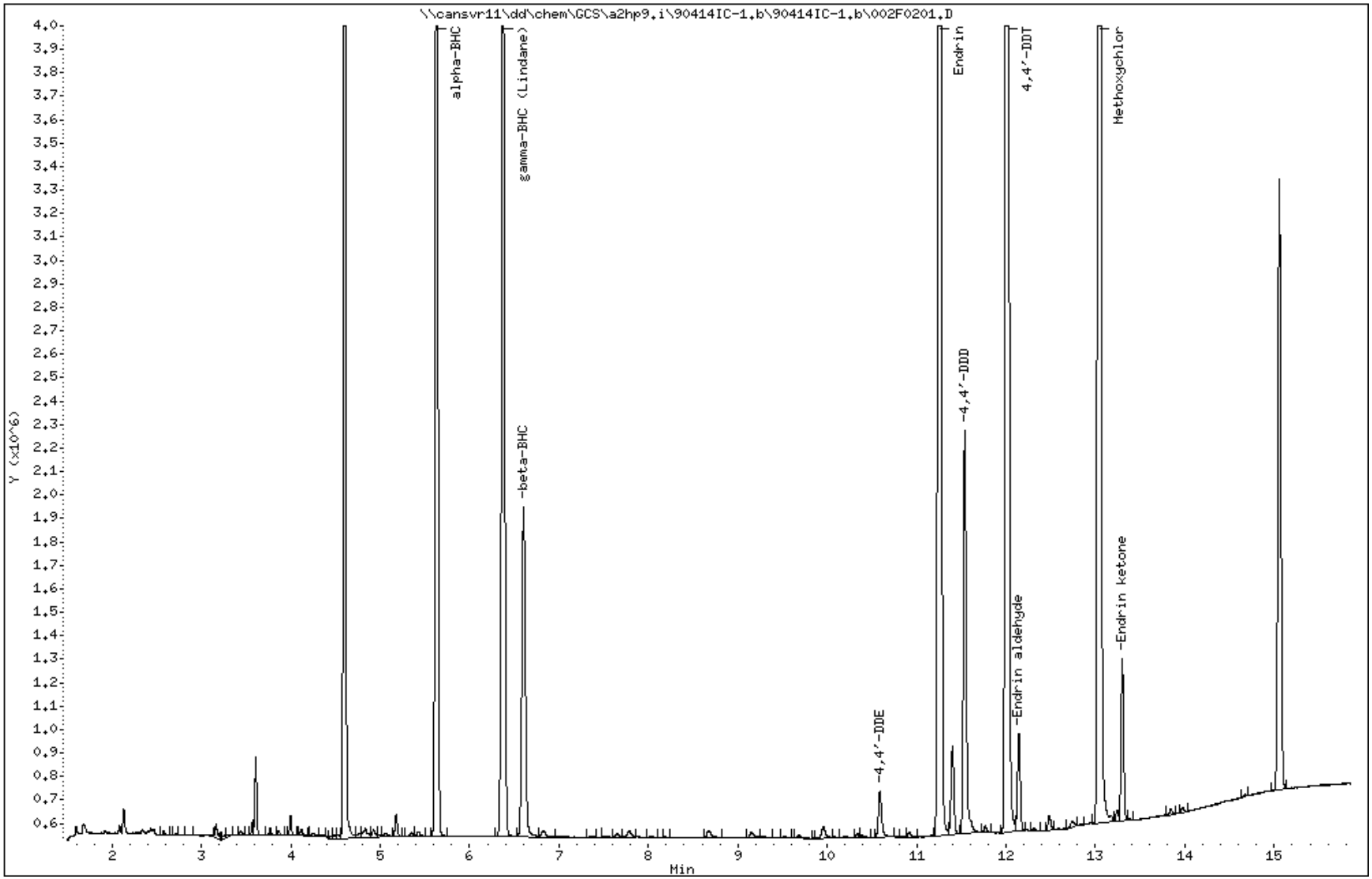

COMPOUNDS and EXP. RT REPORT

Operator: 093905 Date Acquired: 14-APR-2009 10:02
Data File: //cansvr11/dd/chem/GCS/a2hp9.i/90414IC-1.b/90414IC-1.b/002F0201.D
Lab Sample ID: PEM G087
Misc. Info: 12-PEM.SUB
Instrument: a2hp9.i
Method: \\cansvr11\dd\chem\GCS\a2hp9.i\90414IC-1.b\PEST9.m\PEST9r.m
Dilution Factor: 1

Compound	RT	Area	Amount	Conc
4) alpha-BHC	5.631	10651879	0.013	0.013
5) gamma-BHC (Lindane)	6.374	9393321	0.013	0.013
6) beta-BHC	6.604	3816172	0.012	0.012
16) 4,4'-DDE	10.588	513396	0.001	0.001
18) Endrin	11.257	27044636	0.057	0.057
21) 4,4'-DDD	11.538	3878255	0.010	0.010
22) Endosulfan II	NOT DETECTED	Expected RT = 11.616		
24) 4,4'-DDT	12.010	36149747	0.093	0.093
25) Endrin aldehyde	12.143	897595	0.003	0.003
26) Endosulfan sulfate	NOT DETECTED	Expected RT = 12.563		
27) Methoxychlor	13.043	36133003	0.221	0.221
29) Endrin ketone	13.300	1364978	0.003	0.003

TestAmerica North Canton

PESTICIDES 8081/608

Data file : \\cansvr11\dd\chem\GCS\a2hp9.i\90414IC-1.b\003F0301.D
Lab Smp Id: TOX1 G098
Inj Date : 14-APR-2009 10:24
Operator : 093905 Inst ID: a2hp9.i
Smp Info : TOX1 G098,,1,1
Misc Info : 16-TOXAPH.SUB
Comment :
Method : \\cansvr11\dd\chem\GCS\a2hp9.i\90414IC-1.b\PEST9.m
Meth Date : 15-Apr-2009 10:48 vandorenc Quant Type: ESTD
Cal Date : 06-APR-2009 18:53 Cal File: 008F0801.D
Als bottle: 3 Calibration Sample, Level: 1
Dil Factor: 1.00000
Integrator: Falcon Compound Sublist: 16-TOXAPH.SUB
Target Version: 4.14 Sample Matrix: None
Processing Host: CANPGCSV23

				AMOUNTS			
				CAL-AMT	ON-COL		
RT	EXP RT	DLT RT	RESPONSE	(ng)	(ng)	TARGET RANGE	RATIO
24 Toxaphene					CAS #: 8001-35-2		
9.952	9.952	0.000	880003	0.20000	0.1643	80.00- 120.00	100.00(M)
10.384	10.384	0.000	741272	0.20000	0.1412	114.04- 154.04	84.24
11.094	11.094	0.000	944649	0.20000	0.1430	115.64- 155.64	107.35
11.239	11.239	0.000	679329	0.20000	0.1180	52.78- 92.78	77.20
11.644	11.644	0.000	473919	0.20000	0.1343	69.36- 109.36	53.85
		Average of Peak Amounts =			0.14016		

QC Flag Legend

M - Compound response manually integrated.

Data File: \\cansvr11\dd\chem\GCS\a2hp9.i\90414IC-1.b\003F0301.D

Date : 14-APR-2009 10:24

Client ID:

Instrument: a2hp9.i

Sample Info: TOX1 G098,,1,1

Operator: 093905

Column phase: clp pesticides I

Column diameter: 0.53

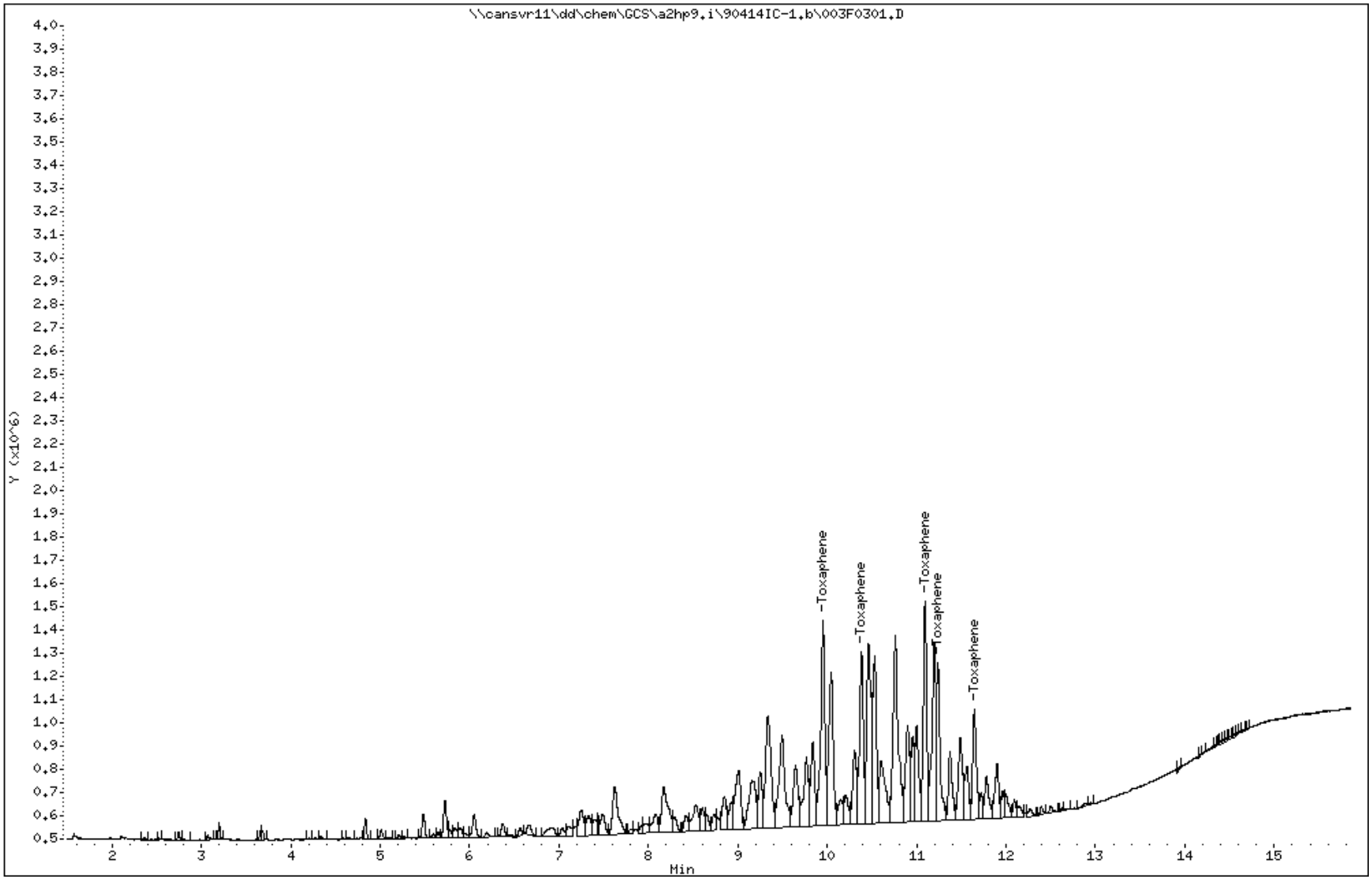

COMPOUNDS and EXP. RT REPORT

Operator: 093905 Date Acquired: 14-APR-2009 10:24
Data File: \\cansvr11\dd\chem\GCS\a2hp9.i\90414IC-1.b\003F0301.D
Lab Sample ID: TOX1 G098
Misc. Info: 16-TOXAPH.SUB
Instrument: a2hp9.i
Method: \\cansvr11\dd\chem\GCS\a2hp9.i\90414IC-1.b\PEST9.m
Dilution Factor: 1

Compound	RT	Area	Amount	Conc
24) Toxaphene	9.952	2830876	0.164	0.164

Data File Name: 003F0301.D
Inj. Date and Time: 14-APR-2009 10:24
Instrument ID: a2hp9.i
Client ID:
Compound Name: Toxaphene
CAS #: 8001-35-2
Report Date: 04/15/2009

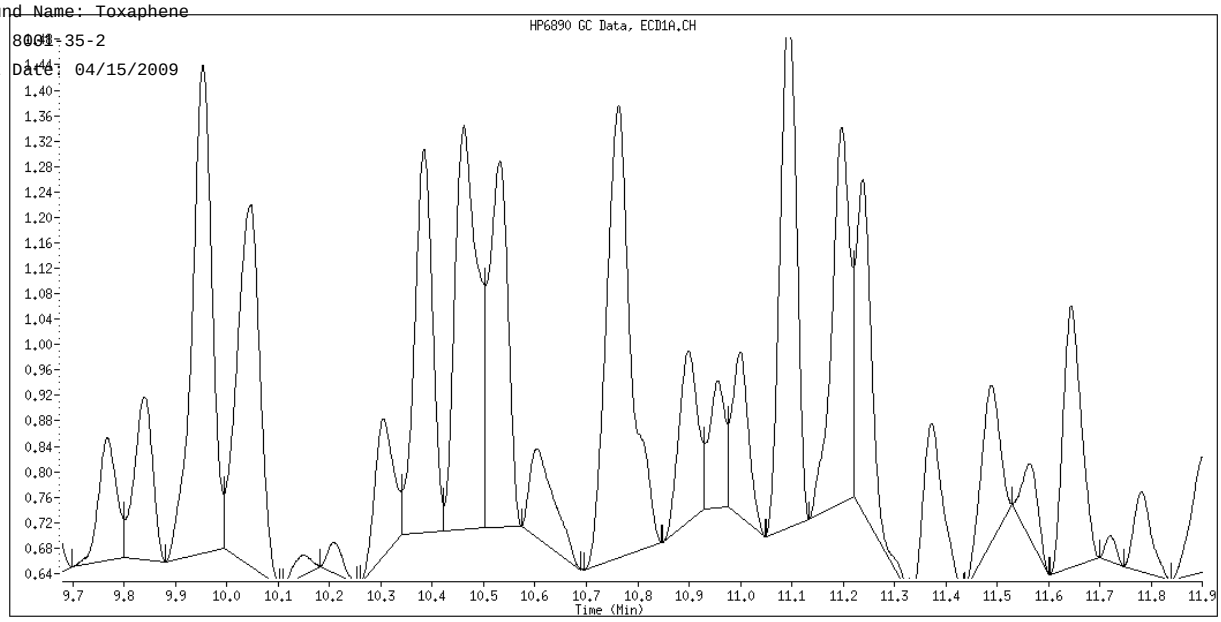

Original Integration

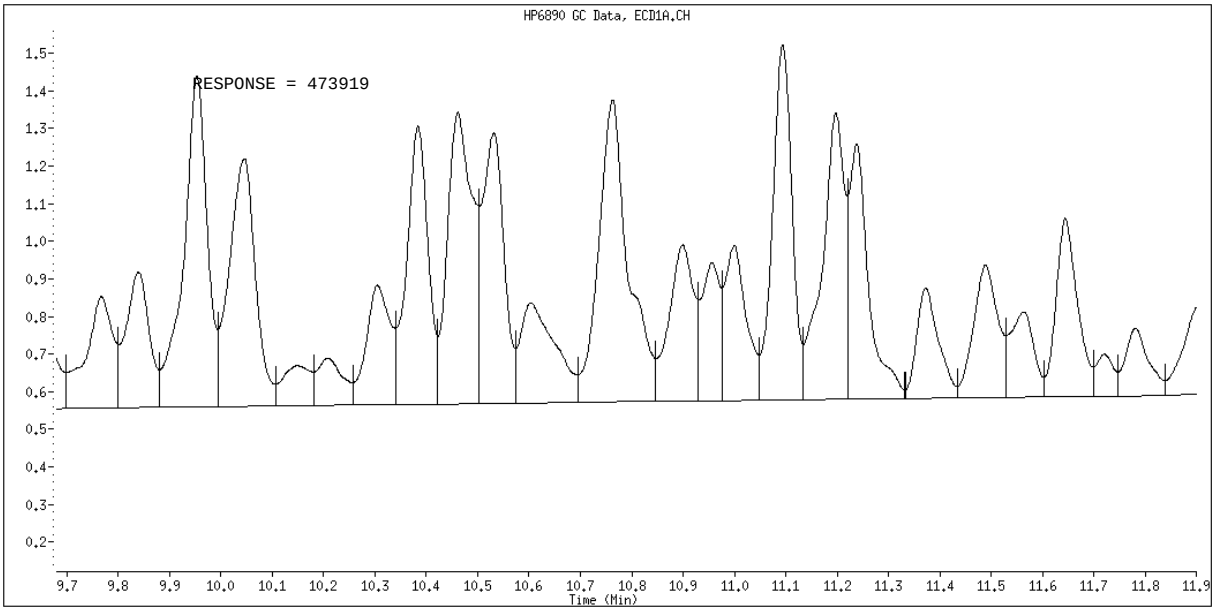

Manual Integration

Manually Integrated By: vandorenc
Manual Integration Reason: Baseline Event

TestAmerica North Canton

PESTICIDES 8081/608

Data file : \\cansvr11\dd\chem\GCS\a2hp9.i\90414IC-1.b\004F0401.D
Lab Smp Id: TOX2 G098
Inj Date : 14-APR-2009 10:46
Operator : 093905 Inst ID: a2hp9.i
Smp Info : TOX2 G098,,1,2
Misc Info : 16-TOXAPH.SUB
Comment :
Method : \\cansvr11\dd\chem\GCS\a2hp9.i\90414IC-1.b\PEST9.m
Meth Date : 15-Apr-2009 10:49 vandorenc Quant Type: ESTD
Cal Date : 06-APR-2009 19:15 Cal File: 009F0901.D
Als bottle: 4 Calibration Sample, Level: 2
Dil Factor: 1.00000
Integrator: Falcon Compound Sublist: 16-TOXAPH.SUB
Target Version: 4.14 Sample Matrix: None
Processing Host: CANPGCSV23

				AMOUNTS			
				CAL-AMT	ON-COL		
RT	EXP RT	DLT RT	RESPONSE	(ng)	(ng)	TARGET RANGE	RATIO
24 Toxaphene					CAS #: 8001-35-2		
9.954	9.954	0.000	2157680	0.50000	0.4558	80.00- 120.00	100.00(M)
10.385	10.385	0.000	1910896	0.50000	0.4424	114.04- 154.04	88.56
11.095	11.095	0.000	2357328	0.50000	0.4473	115.64- 155.64	109.25
11.239	11.239	0.000	1812274	0.50000	0.4343	52.78- 92.78	83.99
11.645	11.645	0.000	1197127	0.50000	0.4442	69.36- 109.36	55.48
		Average of Peak Amounts =			0.44480		

QC Flag Legend

M - Compound response manually integrated.

Data File: \\cansvr11\dd\chem\GCS\a2hp9.i\90414IC-1.b\004F0401.D

Page 1

Date : 14-APR-2009 10:46

Client ID:

Instrument: a2hp9.i

Sample Info: TOX2 G098,,1,2

Operator: 093905

Column phase: clp pesticides I

Column diameter: 0.53

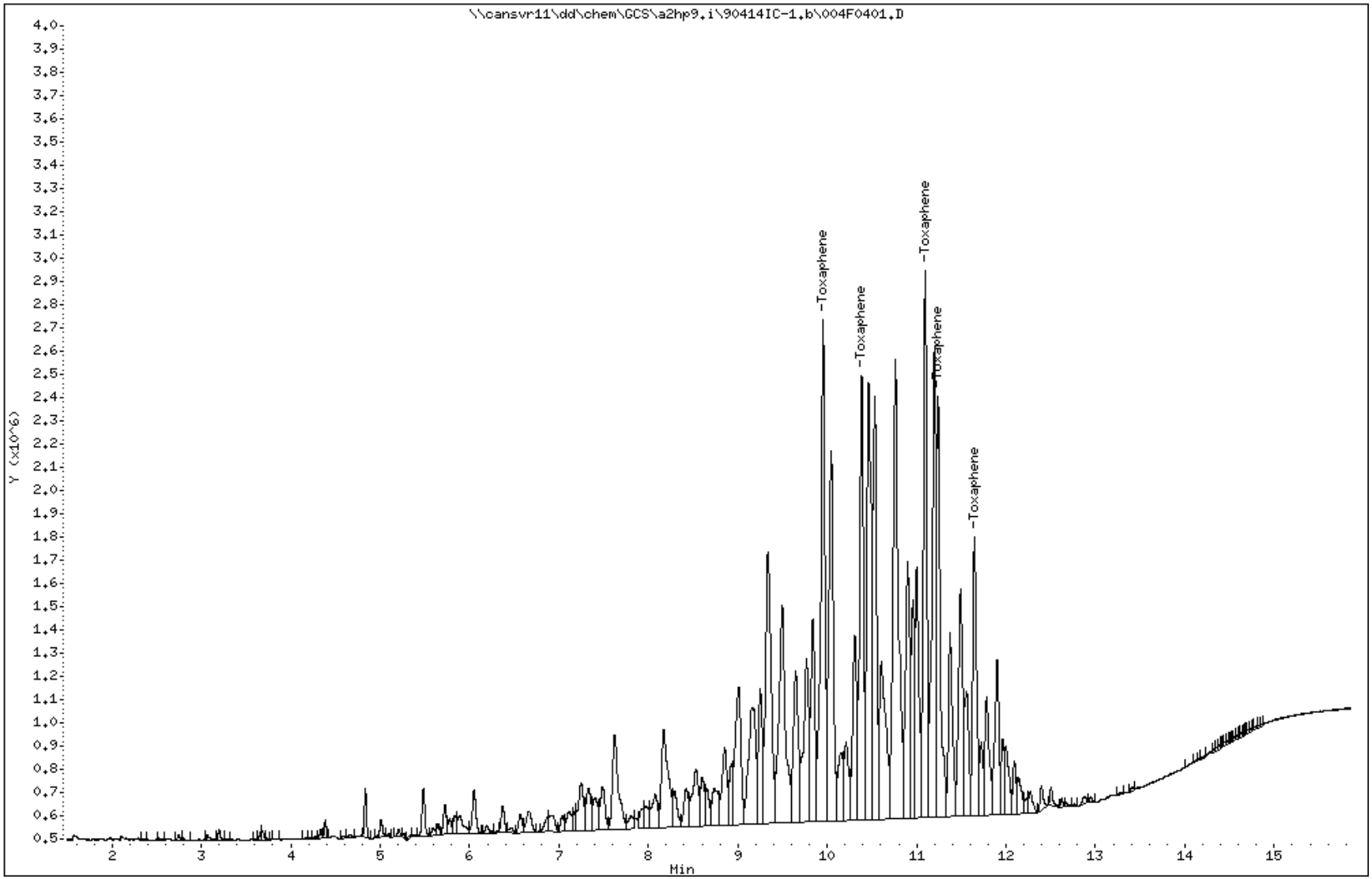

COMPOUNDS and EXP. RT REPORT

Operator: 093905 Date Acquired: 14-APR-2009 10:46
Data File: \\cansvr11\dd\chem\GCS\a2hp9.i\90414IC-1.b\004F0401.D
Lab Sample ID: TOX2 G098
Misc. Info: 16-TOXAPH.SUB
Instrument: a2hp9.i
Method: \\cansvr11\dd\chem\GCS\a2hp9.i\90414IC-1.b\PEST9.m
Dilution Factor: 1

Compound	RT	Area	Amount	Conc
24) Toxaphene	9.954	7027258	0.456	0.456

Data File Name: 004F0401.D
Inj. Date and Time: 14-APR-2009 10:46
Instrument ID: a2hp9.i
Client ID:
Compound Name: Toxaphene
CAS #: 8001-35-2
Report Date: 04/15/2009

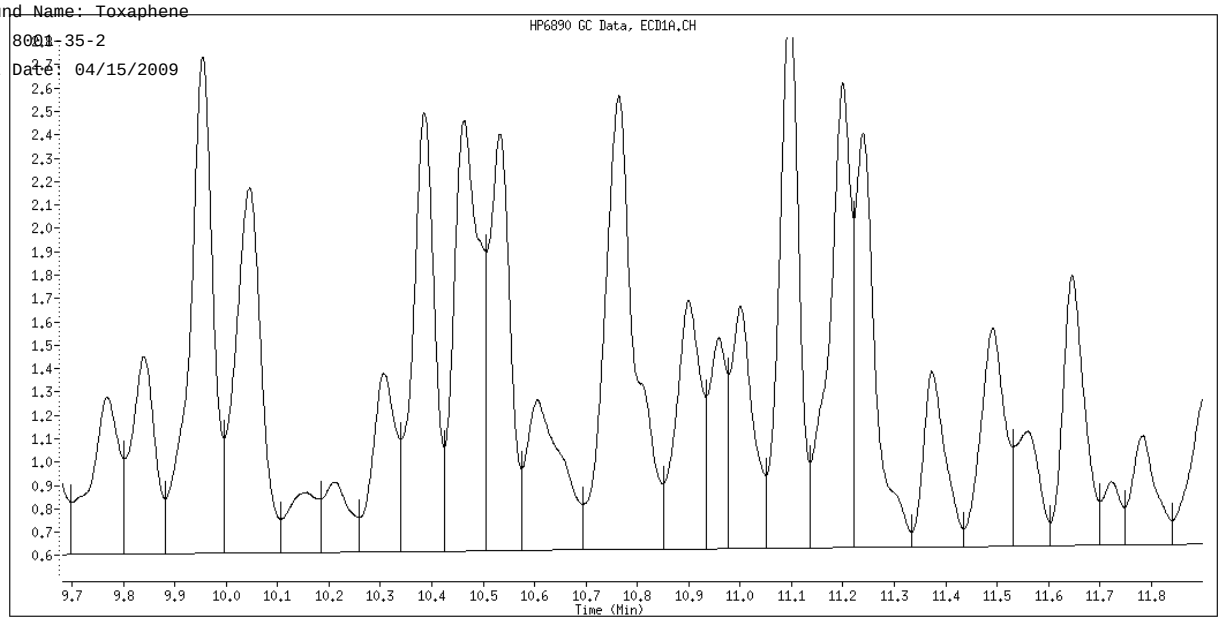

Original Integration

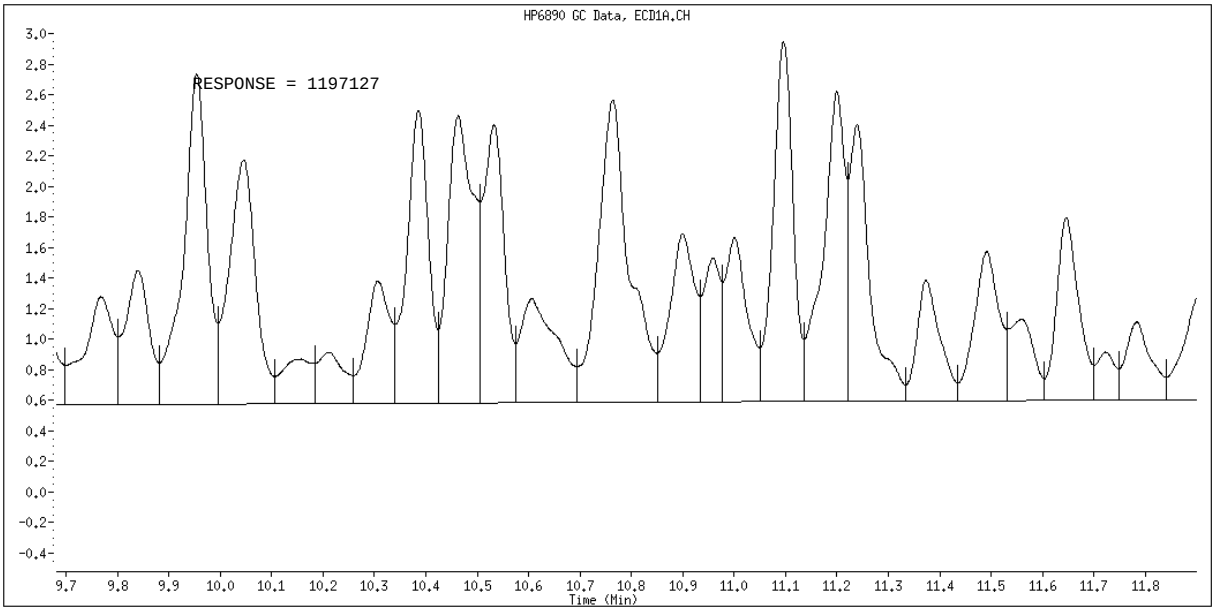

Manual Integration

Manually Integrated By: vandorenc
Manual Integration Reason: Baseline Event

TestAmerica North Canton

PESTICIDES 8081/608

Data file : \\cansvr11\dd\chem\GCS\a2hp9.i\90414IC-1.b\005F0501.D
Lab Smp Id: TOX3 G098
Inj Date : 14-APR-2009 11:09
Operator : 093905 Inst ID: a2hp9.i
Smp Info : TOX3 G098,,1,3
Misc Info :
Comment :
Method : \\cansvr11\dd\chem\GCS\a2hp9.i\90414IC-1.b\PEST9.m
Meth Date : 15-Apr-2009 10:49 vandorenc Quant Type: ESTD
Cal Date : 06-APR-2009 19:37 Cal File: 010F1001.D
Als bottle: 5 Calibration Sample, Level: 3
Dil Factor: 1.00000
Integrator: Falcon Compound Sublist: 16-toxaph.sub
Target Version: 4.14 Sample Matrix: None
Processing Host: CANPGCSV23

				AMOUNTS			
				CAL-AMT	ON-COL		
RT	EXP RT	DLT RT	RESPONSE	(ng)	(ng)	TARGET RANGE	RATIO
24 Toxaphene					CAS #: 8001-35-2		
9.954	9.954	0.000	4694208	1.00000	0.9103	80.00- 120.00	100.00
10.384	10.384	0.000	4346291	1.00000	0.8903	114.04- 154.04	92.59
11.096	11.096	0.000	5207271	1.00000	0.8655	115.64- 155.64	110.93
11.239	11.239	0.000	4114089	1.00000	0.8212	52.78- 92.78	87.64
11.646	11.646	0.000	2654124	1.00000	0.8394	69.36- 109.36	56.54
		Average of Peak Amounts =			0.86534		

Data File: \\cansvr11\dd\chem\GCS\a2hp9.i\90414IC-1.b\005F0501.D

Page 1

Date : 14-APR-2009 11:09

Client ID:

Instrument: a2hp9.i

Sample Info: TOX3 G098,,1,3

Operator: 093905

Column phase: clp pesticides I

Column diameter: 0.53

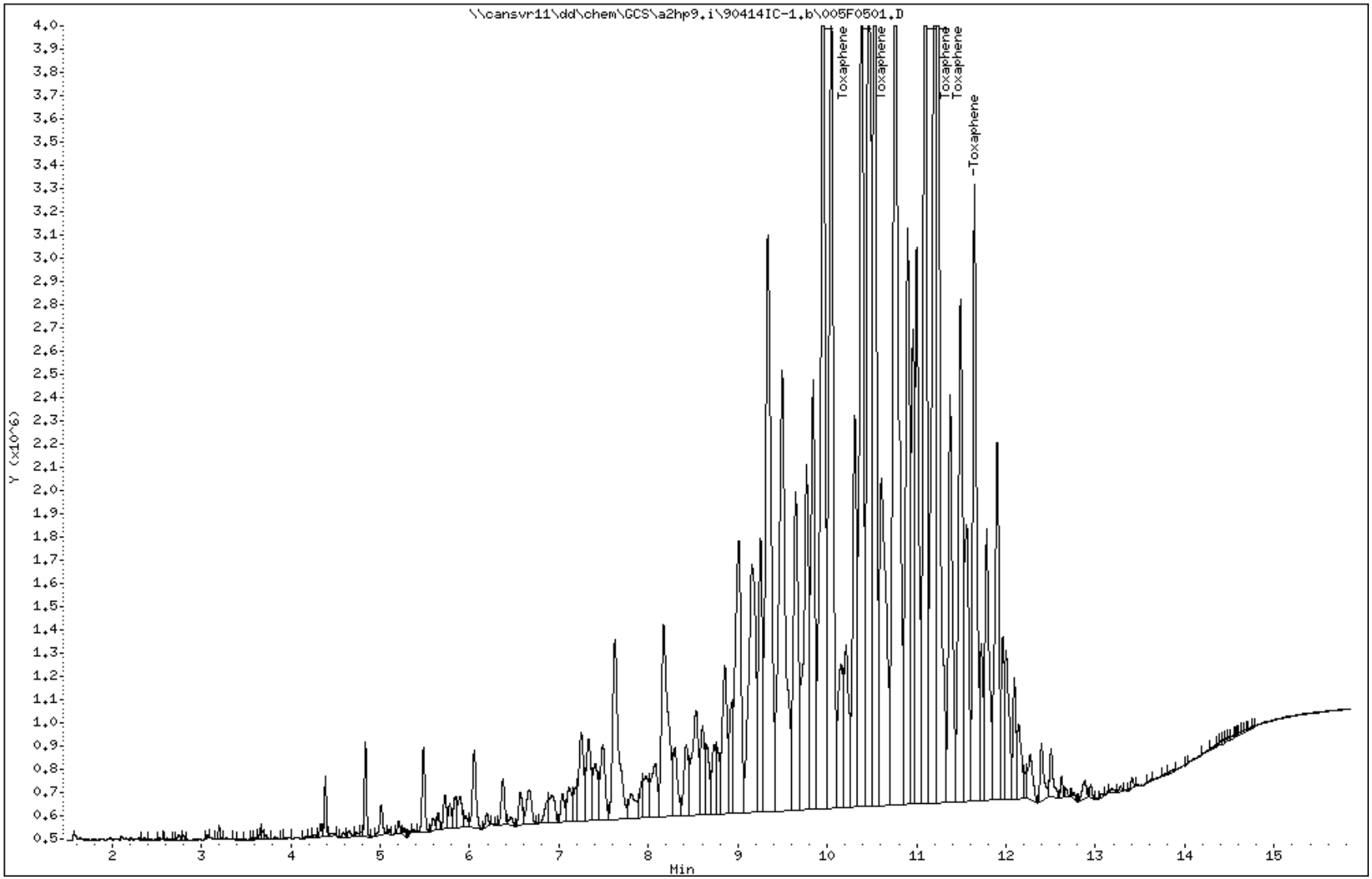

COMPOUNDS and EXP. RT REPORT

Operator: 093905 Date Acquired: 14-APR-2009 11:09
Data File: //cansvr11/dd/chem/GCS/a2hp9.i/90414IC-1.b/005F0501.D
Lab Sample ID: TOX3 G098
Misc. Info:
Instrument: a2hp9.i
Method: \\cansvr11\dd\chem\GCS\a2hp9.i\90414IC-1.b\PEST9.m
Dilution Factor: 1

Compound	RT	Area	Amount	Conc
24) Toxaphene	9.954	14982321	0.910	0.910

TestAmerica North Canton

PESTICIDES 8081/608

Data file : \\cansvr11\dd\chem\GCS\a2hp9.i\90414IC-1.b\006F0601.D
Lab Smp Id: TOX4 G098
Inj Date : 14-APR-2009 11:31
Operator : 093905 Inst ID: a2hp9.i
Smp Info : TOX4 G098,,1,4
Misc Info : 16-TOXAPH.SUB
Comment :
Method : \\cansvr11\dd\chem\GCS\a2hp9.i\90414IC-1.b\PEST9.m
Meth Date : 15-Apr-2009 10:49 vandorenc Quant Type: ESTD
Cal Date : 06-APR-2009 20:00 Cal File: 011F1101.D
Als bottle: 6 Calibration Sample, Level: 4
Dil Factor: 1.00000
Integrator: Falcon Compound Sublist: 16-TOXAPH.SUB
Target Version: 4.14 Sample Matrix: None
Processing Host: CANPGCSV23

				AMOUNTS			
				CAL-AMT	ON-COL		
RT	EXP RT	DLT RT	RESPONSE	(ng)	(ng)	TARGET RANGE	RATIO
24 Toxaphene					CAS #: 8001-35-2		
9.953	9.953	0.000	9828787	2.00000	1.977	80.00- 120.00	100.00
10.385	10.385	0.000	9204184	2.00000	1.996	114.04- 154.04	93.65
11.096	11.096	0.000	11133894	2.00000	1.967	115.64- 155.64	113.28
11.239	11.239	0.000	9038273	2.00000	1.974	52.78- 92.78	91.96
11.645	11.645	0.000	5649353	2.00000	1.927	69.36- 109.36	57.48
		Average of Peak Amounts =			1.96820		

Data File: \\cansvr11\dd\chem\GCS\a2hp9.i\90414IC-1.b\006F0601.D

Page 1

Date : 14-APR-2009 11:31

Client ID:

Instrument: a2hp9.i

Sample Info: TOX4 G098,,1,4

Operator: 093905

Column phase: clp pesticides I

Column diameter: 0.53

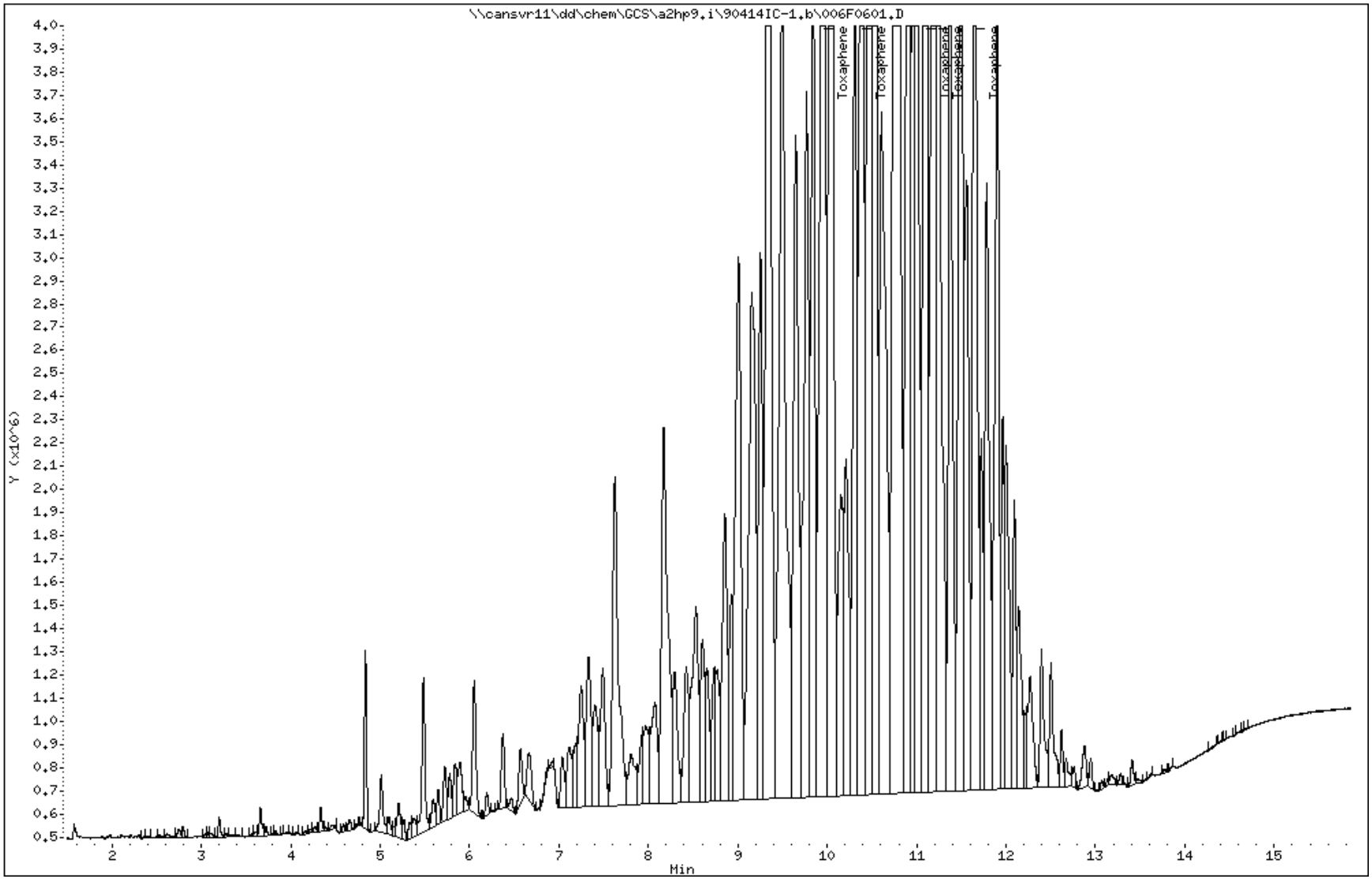

COMPOUNDS and EXP. RT REPORT

Operator: 093905 Date Acquired: 14-APR-2009 11:31
Data File: //cansvr11/dd/chem/GCS/a2hp9.i/90414IC-1.b/006F0601.D
Lab Sample ID: TOX4 G098
Misc. Info: 16-TOXAPH.SUB
Instrument: a2hp9.i
Method: \\cansvr11\dd\chem\GCS\a2hp9.i\90414IC-1.b\PEST9.m
Dilution Factor: 1

Compound	RT	Area	Amount	Conc
24) Toxaphene	9.954	31338744	1.977	1.977

TestAmerica North Canton

PESTICIDES 8081/608

Data file : \\cansvr11\dd\chem\GCS\a2hp9.i\90414IC-1.b\007F0701.D
Lab Smp Id: TOX5 G098
Inj Date : 14-APR-2009 11:54
Operator : 093905 Inst ID: a2hp9.i
Smp Info : TOX5 G098,,1,5
Misc Info : 16-TOXAPH.SUB
Comment :
Method : \\cansvr11\dd\chem\GCS\a2hp9.i\90414IC-1.b\PEST9.m
Meth Date : 15-Apr-2009 10:49 vandorenc Quant Type: ESTD
Cal Date : 06-APR-2009 20:22 Cal File: 012F1201.D
Als bottle: 7 Calibration Sample, Level: 5
Dil Factor: 1.00000
Integrator: Falcon Compound Sublist: 16-TOXAPH.SUB
Target Version: 4.14 Sample Matrix: None
Processing Host: CANPGCSV23

				AMOUNTS			
				CAL-AMT	ON-COL		
RT	EXP RT	DLT RT	RESPONSE	(ng)	(ng)	TARGET RANGE	RATIO
24 Toxaphene					CAS #: 8001-35-2		
9.953	9.953	0.000	27154043	5.00000	5.715	80.00- 120.00	100.00(M)
10.385	10.385	0.000	26051395	5.00000	6.006	114.04- 154.04	95.94
11.095	11.095	0.000	31207845	5.00000	5.898	115.64- 155.64	114.93
11.239	11.239	0.000	26571108	5.00000	6.336	52.78- 92.78	97.85
11.645	11.645	0.000	16730755	5.00000	6.156	69.36- 109.36	61.61
		Average of Peak Amounts =			6.02220		

QC Flag Legend

M - Compound response manually integrated.

Data File: \\cansvr11\dd\chem\GCS\a2hp9.i\90414IC-1.b\007F0701.D

Page 1

Date : 14-APR-2009 11:54

Client ID:

Instrument: a2hp9.i

Sample Info: TOX5 G098,,1,5

Operator: 093905

Column phase: clp pesticides I

Column diameter: 0.53

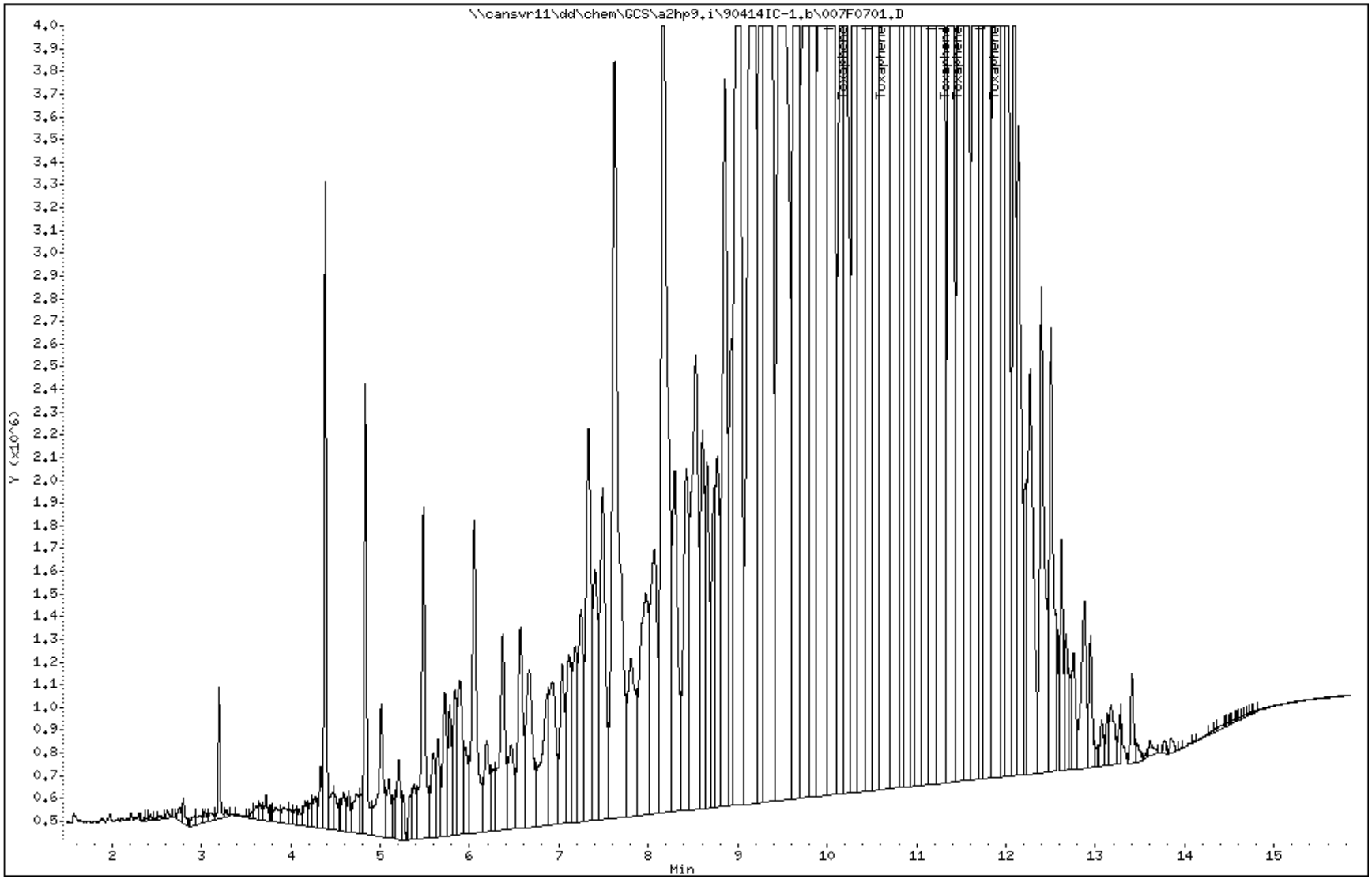

COMPOUNDS and EXP. RT REPORT

Operator: 093905 Date Acquired: 14-APR-2009 11:54
Data File: \\cansvr11\dd\chem\GCS\a2hp9.i\90414IC-1.b\007F0701.D
Lab Sample ID: TOX5 G098
Misc. Info: 16-TOXAPH.SUB
Instrument: a2hp9.i
Method: \\cansvr11\dd\chem\GCS\a2hp9.i\90414IC-1.b\PEST9.m
Dilution Factor: 1

Compound	RT	Area	Amount	Conc
24) Toxaphene	9.953	87467334	5.715	5.715

Data File Name: 007F0701.D
Inj. Date and Time: 14-APR-2009 11:54
Instrument ID: a2hp9.i
Client ID:
Compound Name: Toxaphene
CAS #: 8001-35-2
Report Date: 04/15/2009

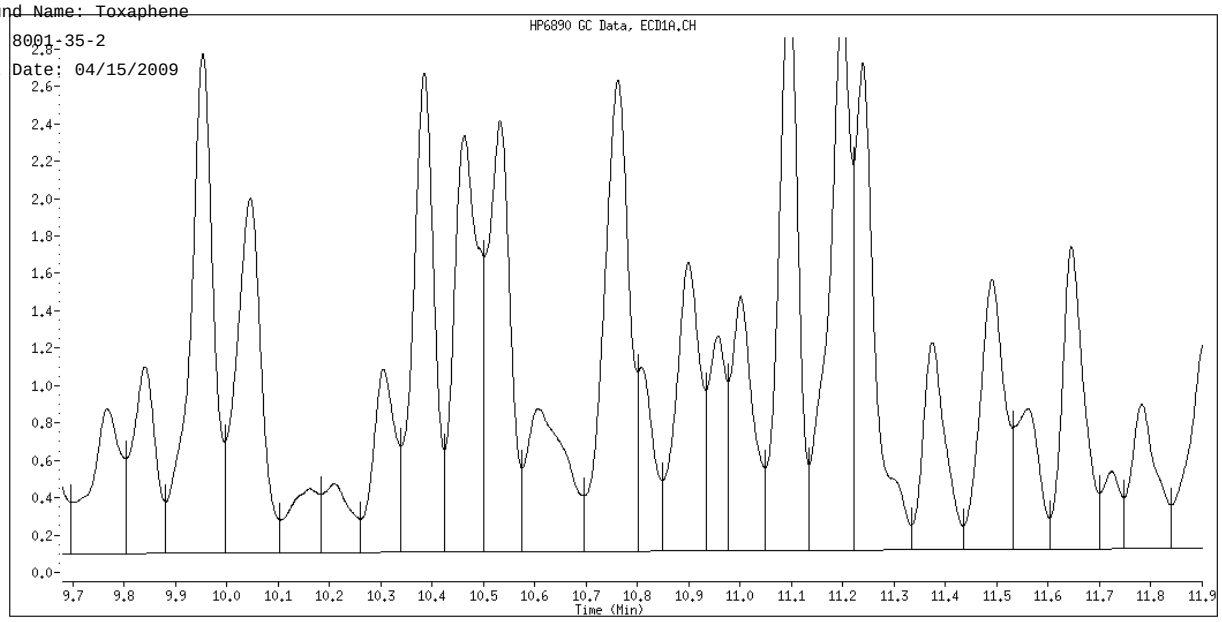

Original Integration

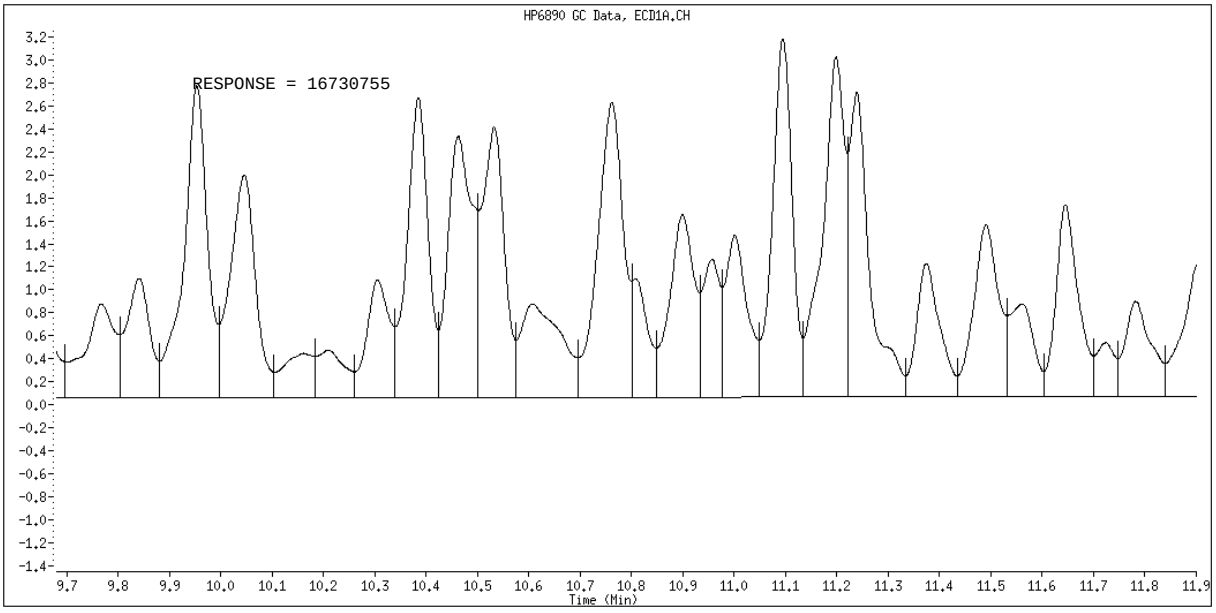

Manual Integration

Manually Integrated By: vandorenc
Manual Integration Reason: Baseline Event

TestAmerica North Canton

PESTICIDES 8081/608

Data file : \\cansvr11\dd\chem\GCS\a2hp9.i\90414IC-1.b\008F0801.D
Lab Smp Id: TC1 G025
Inj Date : 14-APR-2009 12:16
Operator : 093905 Inst ID: a2hp9.i
Smp Info : TC1 G025,,1,1
Misc Info : 15-TECHLOR.SUB
Comment :
Method : \\cansvr11\dd\chem\GCS\a2hp9.i\90414IC-1.b\PEST9.m
Meth Date : 15-Apr-2009 10:51 vandorenc Quant Type: ESTD
Cal Date : 06-APR-2009 18:53 Cal File: 008F0801.D
Als bottle: 8 Calibration Sample, Level: 1
Dil Factor: 1.00000
Integrator: Falcon Compound Sublist: 15-TECHLOR.SUB
Target Version: 4.14 Sample Matrix: None
Processing Host: CANPGCSV23

				AMOUNTS			
				CAL-AMT	ON-COL		
RT	EXP RT	DLT RT	RESPONSE	(ng)	(ng)	TARGET RANGE	RATIO
9 Tech Chlordane					CAS #: 57-74-9		
5.498	5.498	0.000	234904	0.02000	0.02373	0.00- 20.00	100.00
6.496	6.496	0.000	212248	0.02000	0.02745	0.00- 20.00	90.36
7.901	7.901	0.000	414866	0.02000	0.02445	0.00- 20.00	176.61
8.212	8.212	0.000	643677	0.02000	0.02371	0.00- 20.00	274.02
		Average of Peak Amounts =			0.02483		

Data File: \\cansvr11\dd\chem\GCS\a2hp9.i\90414IC-1.b\008F0801.D

Date : 14-APR-2009 12:16

Client ID:

Instrument: a2hp9.i

Sample Info: TC1 G025,,1,1

Operator: 093905

Column phase: clp pesticides I

Column diameter: 0.53

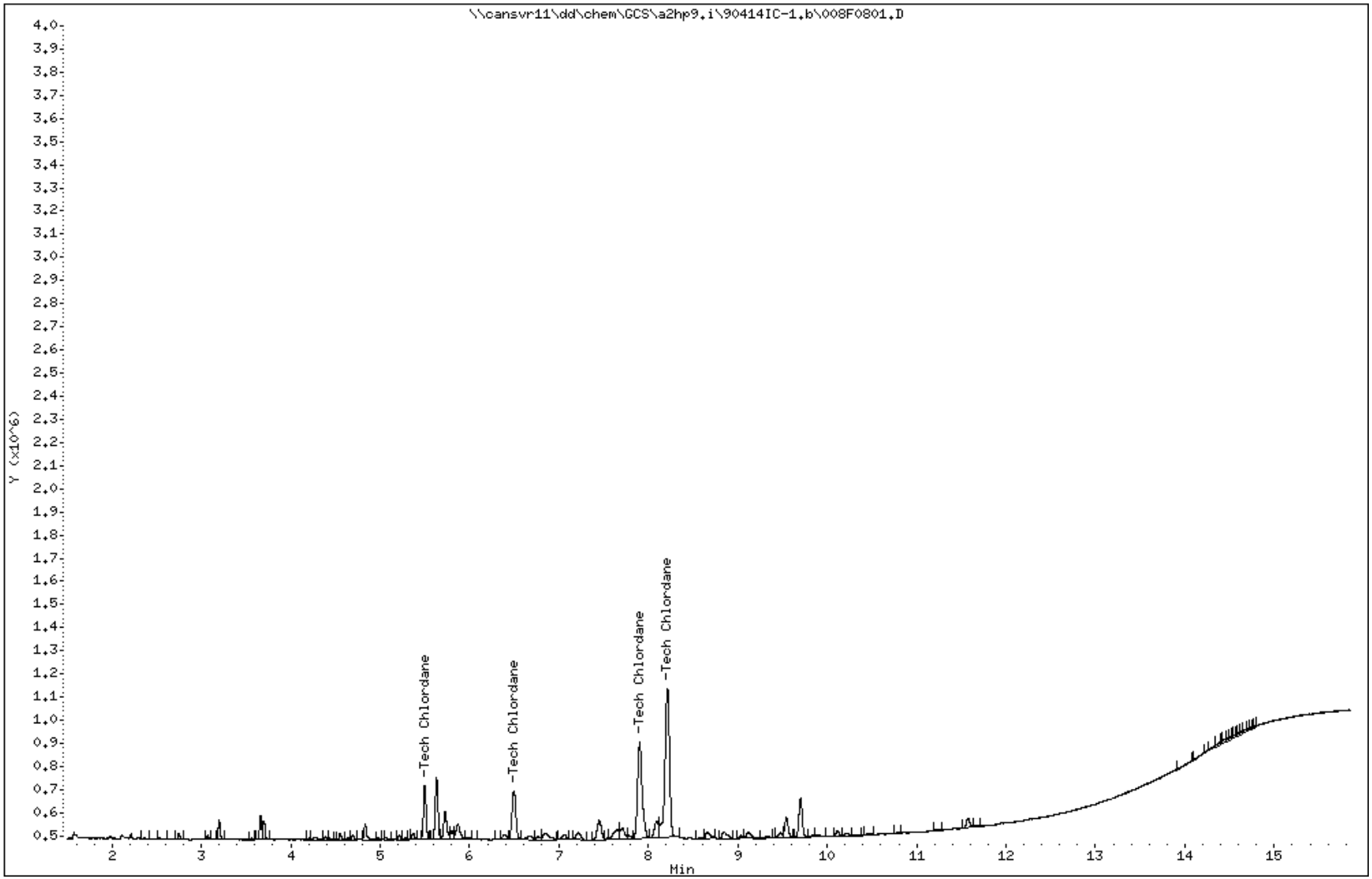

COMPOUNDS and EXP. RT REPORT

Operator: 093905 Date Acquired: 14-APR-2009 12:16
Data File: //cansvr11/dd/chem/GCS/a2hp9.i/90414IC-1.b/008F0801.D
Lab Sample ID: TC1 G025
Misc. Info: 15-TECHLOR.SUB
Instrument: a2hp9.i
Method: \\cansvr11\dd\chem\GCS\a2hp9.i\90414IC-1.b\PEST9.m
Dilution Factor: 1

Compound	RT	Area	Amount	Conc
9) Tech Chlordane	5.499	482498	0.024	0.024

TestAmerica North Canton

PESTICIDES 8081/608

Data file : \\cansvr11\dd\chem\GCS\a2hp9.i\90414IC-1.b\009F0901.D
Lab Smp Id: TC2 G025
Inj Date : 14-APR-2009 12:38
Operator : 093905 Inst ID: a2hp9.i
Smp Info : TC2 G025,,1,2
Misc Info : 15-TECHLOR.SUB
Comment :
Method : \\cansvr11\dd\chem\GCS\a2hp9.i\90414IC-1.b\PEST9.m
Meth Date : 15-Apr-2009 10:52 vandorenc Quant Type: ESTD
Cal Date : 06-APR-2009 19:15 Cal File: 009F0901.D
Als bottle: 9 Calibration Sample, Level: 2
Dil Factor: 1.00000
Integrator: Falcon Compound Sublist: 15-TECHLOR.SUB
Target Version: 4.14 Sample Matrix: None
Processing Host: CANPGCSV23

				AMOUNTS			
				CAL-AMT	ON-COL		
RT	EXP RT	DLT RT	RESPONSE	(ng)	(ng)	TARGET RANGE	RATIO
9 Tech Chlordane					CAS #: 57-74-9		
5.498	5.498	0.000	554500	0.05000	0.05458	0.00- 20.00	100.00
6.494	6.494	0.000	487234	0.05000	0.05971	0.00- 20.00	87.87
7.900	7.900	0.000	972014	0.05000	0.05494	0.00- 20.00	175.30
8.211	8.211	0.000	1549688	0.05000	0.05492	0.00- 20.00	279.47
		Average of Peak Amounts =			0.05604		

Data File: \\cansvr11\dd\chem\GCS\a2hp9.i\90414IC-1.b\009F0901.D

Page 1

Date : 14-APR-2009 12:38

Client ID:

Instrument: a2hp9.i

Sample Info: TC2 G025,,1,2

Operator: 093905

Column phase: clp pesticides I

Column diameter: 0.53

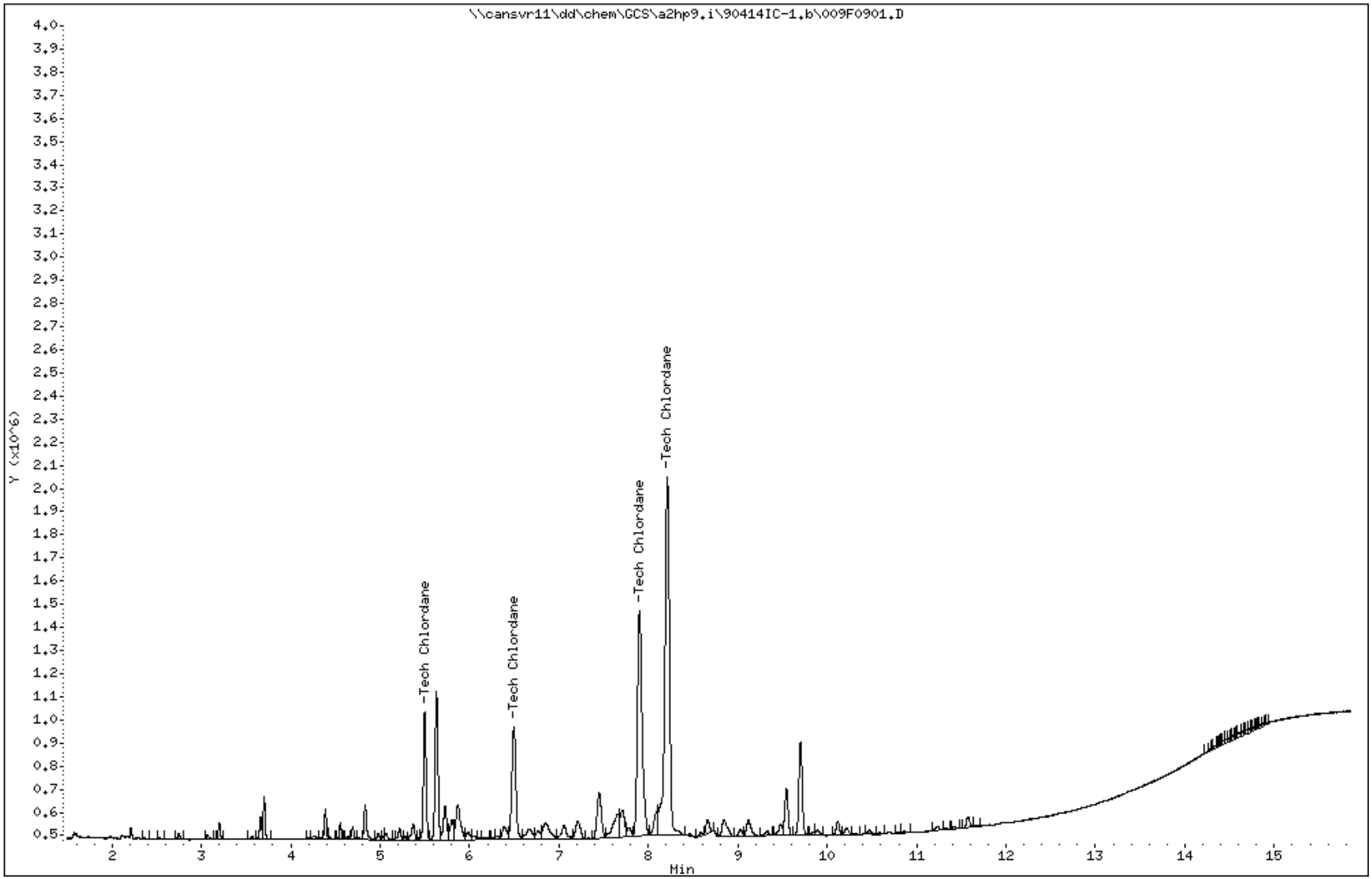

COMPOUNDS and EXP. RT REPORT

Operator: 093905 Date Acquired: 14-APR-2009 12:38
Data File: //cansvr11/dd/chem/GCS/a2hp9.i/90414IC-1.b/009F0901.D
Lab Sample ID: TC2 G025
Misc. Info: 15-TECHLOR.SUB
Instrument: a2hp9.i
Method: \\cansvr11\dd\chem\GCS\a2hp9.i\90414IC-1.b\PEST9.m
Dilution Factor: 1

Compound	RT	Area	Amount	Conc
9) Tech Chlordane	5.499	1170055	0.055	0.055

TestAmerica North Canton

PESTICIDES 8081/608

Data file : \\cansvr11\dd\chem\GCS\a2hp9.i\90414IC-1.b\010F1001.D
Lab Smp Id: TC3 G025
Inj Date : 14-APR-2009 13:01
Operator : 093905 Inst ID: a2hp9.i
Smp Info : TC3 G025,,1,3
Misc Info : 15-TECHLOR.SUB
Comment :
Method : \\cansvr11\dd\chem\GCS\a2hp9.i\90414IC-1.b\PEST9.m
Meth Date : 15-Apr-2009 10:52 vandorenc Quant Type: ESTD
Cal Date : 06-APR-2009 19:37 Cal File: 010F1001.D
Als bottle: 10 Calibration Sample, Level: 3
Dil Factor: 1.00000
Integrator: Falcon Compound Sublist: 15-TECHLOR.SUB
Target Version: 4.14 Sample Matrix: None
Processing Host: CANPGCSV23

				AMOUNTS			
				CAL-AMT	ON-COL		
RT	EXP RT	DLT RT	RESPONSE	(ng)	(ng)	TARGET RANGE	RATIO
9 Tech Chlordane					CAS #: 57-74-9		
5.499	5.499	0.000	1062176	0.10000	0.1022	0.00- 20.00	100.00
6.496	6.496	0.000	906868	0.10000	0.1068	0.00- 20.00	85.38
7.902	7.902	0.000	1943596	0.10000	0.1062	0.00- 20.00	182.98
8.212	8.212	0.000	3076413	0.10000	0.1059	0.00- 20.00	289.63
		Average of Peak Amounts =			0.10528		

Data File: \\cansvr11\dd\chem\GCS\a2hp9.i\90414IC-1.b\010F1001.D

Page 1

Date : 14-APR-2009 13:01

Client ID:

Instrument: a2hp9.i

Sample Info: TC3 G025,,1,3

Operator: 093905

Column phase: clp pesticides I

Column diameter: 0.53

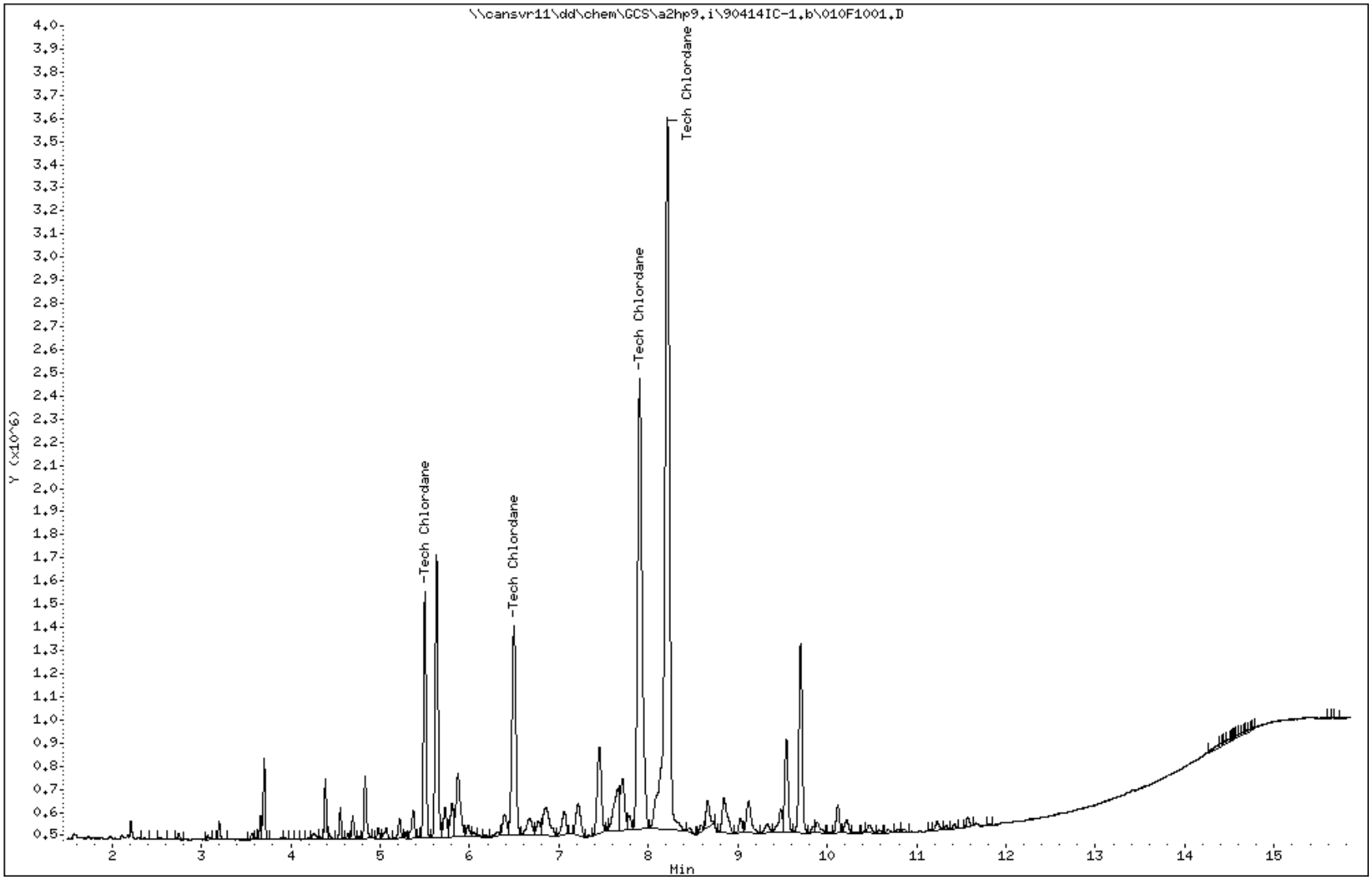

COMPOUNDS and EXP. RT REPORT

Operator: 093905 Date Acquired: 14-APR-2009 13:01
Data File: //cansvr11/dd/chem/GCS/a2hp9.i/90414IC-1.b/010F1001.D
Lab Sample ID: TC3 G025
Misc. Info: 15-TECHLOR.SUB
Instrument: a2hp9.i
Method: \\cansvr11\dd\chem\GCS\a2hp9.i\90414IC-1.b\PEST9.m
Dilution Factor: 1

Compound	RT	Area	Amount	Conc
9) Tech Chlordane	5.500	2163917	0.102	0.102

TestAmerica North Canton

PESTICIDES 8081/608

Data file : \\cansvr11\dd\chem\GCS\a2hp9.i\90414IC-1.b\011F1101.D
Lab Smp Id: TC4 G025
Inj Date : 14-APR-2009 13:23
Operator : 093905 Inst ID: a2hp9.i
Smp Info : TC4 G025,,1,4
Misc Info : 15-TECHLOR.SUB
Comment :
Method : \\cansvr11\dd\chem\GCS\a2hp9.i\90414IC-1.b\PEST9.m
Meth Date : 15-Apr-2009 10:52 vandorenc Quant Type: ESTD
Cal Date : 06-APR-2009 20:00 Cal File: 011F1101.D
Als bottle: 11 Calibration Sample, Level: 4
Dil Factor: 1.00000
Integrator: Falcon Compound Sublist: 15-TECHLOR.SUB
Target Version: 4.14 Sample Matrix: None
Processing Host: CANPGCSV23

				AMOUNTS			
				CAL-AMT	ON-COL		
RT	EXP RT	DLT RT	RESPONSE	(ng)	(ng)	TARGET RANGE	RATIO
9 Tech Chlordane					CAS #: 57-74-9		
5.499	5.499	0.000	2079177	0.20000	0.1951	0.00- 20.00	100.00
6.496	6.496	0.000	1752629	0.20000	0.1976	0.00- 20.00	84.29
7.902	7.902	0.000	3967110	0.20000	0.2089	0.00- 20.00	190.80
8.212	8.212	0.000	6281267	0.20000	0.2089	0.00- 20.00	302.10
Average of Peak Amounts =				0.20263			

Data File: \\cansvr11\dd\chem\GCS\a2hp9.i\90414IC-1.b\011F1101.D

Page 1

Date : 14-APR-2009 13:23

Client ID:

Instrument: a2hp9.i

Sample Info: TC4 G025,,1,4

Operator: 093905

Column phase: clp pesticides I

Column diameter: 0.53

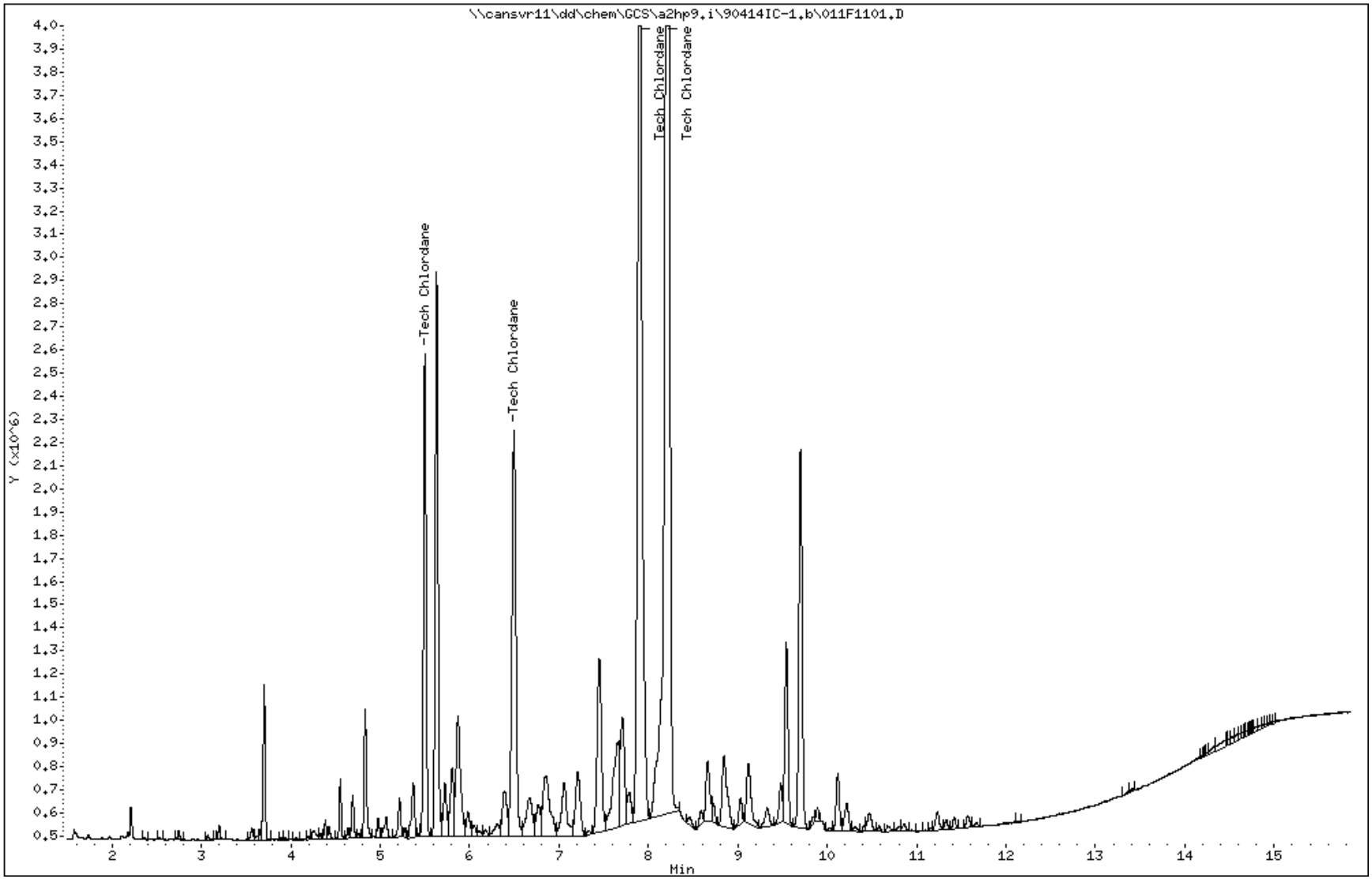

COMPOUNDS and EXP. RT REPORT

Operator: 093905 Date Acquired: 14-APR-2009 13:23
Data File: //cansvr11/dd/chem/GCS/a2hp9.i/90414IC-1.b/011F1101.D
Lab Sample ID: TC4 G025
Misc. Info: 15-TECHLOR.SUB
Instrument: a2hp9.i
Method: \\cansvr11\dd\chem\GCS\a2hp9.i\90414IC-1.b\PEST9.m
Dilution Factor: 1

Compound	RT	Area	Amount	Conc
9) Tech Chlordane	5.500	4262512	0.195	0.195

TestAmerica North Canton

PESTICIDES 8081/608

Data file : \\cansvr11\dd\chem\GCS\a2hp9.i\90414IC-1.b\012F1201.D
Lab Smp Id: TC5 G025
Inj Date : 14-APR-2009 13:46
Operator : 093905 Inst ID: a2hp9.i
Smp Info : TC5 G025,,1,5
Misc Info : 15-TECHLOR.SUB
Comment :
Method : \\cansvr11\dd\chem\GCS\a2hp9.i\90414IC-1.b\PEST9.m
Meth Date : 15-Apr-2009 10:52 vandorenc Quant Type: ESTD
Cal Date : 06-APR-2009 20:22 Cal File: 012F1201.D
Als bottle: 12 Calibration Sample, Level: 5
Dil Factor: 1.00000
Integrator: Falcon Compound Sublist: 15-TECHLOR.SUB
Target Version: 4.14 Sample Matrix: None
Processing Host: CANPGCSV23

				AMOUNTS			
				CAL-AMT	ON-COL		
RT	EXP RT	DLT RT	RESPONSE	(ng)	(ng)	TARGET RANGE	RATIO
9 Tech Chlordane					CAS #: 57-74-9		
5.498	5.498	0.000	5428269	0.50000	0.4961	0.00- 20.00	100.00
6.494	6.494	0.000	4289868	0.50000	0.4586	0.00- 20.00	79.03
7.901	7.901	0.000	10674939	0.50000	0.5295	0.00- 20.00	196.65
8.212	8.212	0.000	16709846	0.50000	0.5262	0.00- 20.00	307.83
		Average of Peak Amounts =			0.50260		

Data File: \\cansvr11\dd\chem\GCS\a2hp9.i\90414IC-1.b\012F1201.D

Page 1

Date : 14-APR-2009 13:46

Client ID:

Instrument: a2hp9.i

Sample Info: TC5 G025,,1,5

Operator: 093905

Column phase: clp pesticides I

Column diameter: 0.53

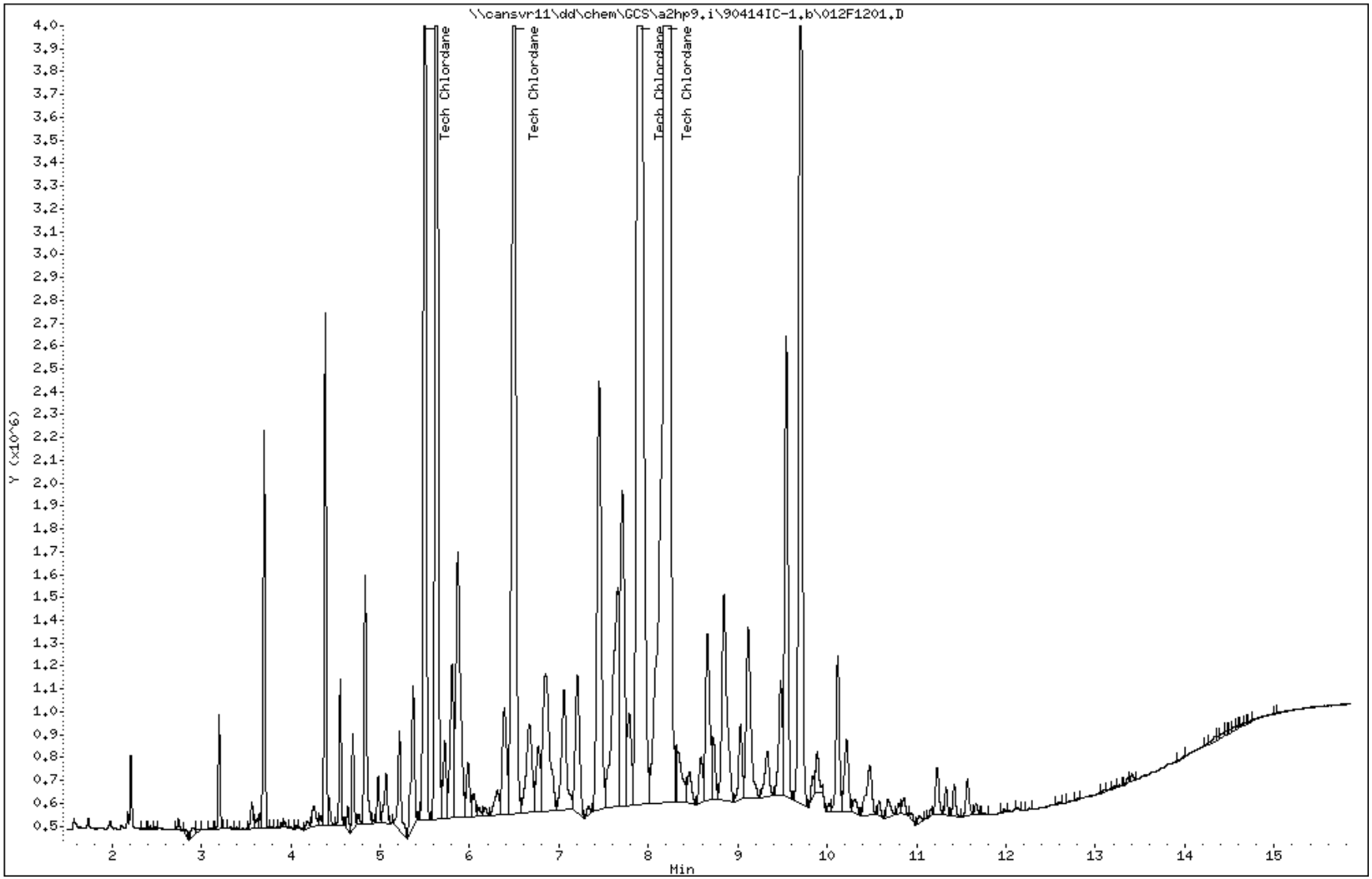

COMPOUNDS and EXP. RT REPORT

Operator: 093905 Date Acquired: 14-APR-2009 13:46
Data File: //cansvr11/dd/chem/GCS/a2hp9.i/90414IC-1.b/012F1201.D
Lab Sample ID: TC5 G025
Misc. Info: 15-TECHLOR.SUB
Instrument: a2hp9.i
Method: \\cansvr11\dd\chem\GCS\a2hp9.i\90414IC-1.b\PEST9.m
Dilution Factor: 1

Compound	RT	Area	Amount	Conc
9) Tech Chlordane	5.499	10891932	0.496	0.496

TestAmerica North Canton

PESTICIDES 8081/608

Data file : \\cansvr11\dd\chem\GCS\a2hp9.i\90414IC-1.b\013F1301.D
Lab Smp Id: AB1 G002
Inj Date : 14-APR-2009 14:08
Operator : 093905 Inst ID: a2hp9.i
Smp Info : AB1 G002,,1,1
Misc Info : 1-AB.SUB
Comment :
Method : \\cansvr11\dd\chem\GCS\a2hp9.i\90414IC-1.b\PEST9.m
Meth Date : 15-Apr-2009 09:46 vandorenc Quant Type: ESTD
Cal Date : 06-APR-2009 18:53 Cal File: 008F0801.D
Als bottle: 13 Calibration Sample, Level: 1
Dil Factor: 1.00000
Integrator: Falcon Compound Sublist: 1-AB.SUB
Target Version: 4.14 Sample Matrix: None
Processing Host: CANPGCSV23

				AMOUNTS			
				CAL-AMT	ON-COL		
RT	EXP RT	DLT RT	RESPONSE	(ng)	(ng)	TARGET RANGE	RATIO
$ 1 Tetrachloro-m-xylene						CAS #: 877-09-8	
3.791	3.791	0.000	2249358	0.00500	0.005356		
4 alpha-BHC						CAS #: 319-84-6	
4.491	4.491	0.000	3347440	0.00500	0.005792		
5 gamma-BHC (Lindane)						CAS #: 58-89-9	
4.911	4.911	0.000	3138775	0.00500	0.005946		
6 beta-BHC						CAS #: 319-85-7	
5.057	5.057	0.000	1399566	0.00500	0.006464		
7 delta-BHC						CAS #: 319-86-8	
5.305	5.305	0.000	2898203	0.00500	0.005477		
8 Heptachlor						CAS #: 76-44-8	
5.630	5.630	0.000	3083941	0.00500	0.006301		
10 Aldrin						CAS #: 309-00-2	
6.157	6.157	0.000	3171122	0.00500	0.005868		
12 Heptachlor epoxide						CAS #: 1024-57-3	
7.593	7.593	0.000	2920977	0.00500	0.006258		
13 gamma-Chlordane						CAS #: 5103-74-2	
7.900	7.900	0.000	2944328	0.00500	0.006158		
14 alpha-Chlordane						CAS #: 5103-71-9	
8.216	8.216	0.000	2913976	0.00500	0.006040		

```
   15 Endosulfan I                                CAS #: 959-98-8
8.471    8.471    0.000         2728083 0.00500  0.006261
--------------------------------------------------------------------------------
```

				AMOUNTS			
				CAL-AMT	ON-COL		
RT	EXP RT	DLT RT	RESPONSE	(ng)	(ng)	TARGET RANGE	RATIO
16 4,4'-DDE					CAS #: 72-55-9		
8.547	8.547	0.000	2705604	0.00500	0.005609		
17 Dieldrin					CAS #: 60-57-1		
8.985	8.985	0.000	2769936	0.00500	0.005792		
18 Endrin					CAS #: 72-20-8		
9.411	9.411	0.000	2524824	0.00500	0.005950		
20 4,4'-DDD					CAS #: 72-54-8		
9.731	9.731	0.000	1874582	0.00500	0.005784		
22 Endosulfan II					CAS #: 33213-65-9		
9.834	9.834	0.000	2520240	0.00500	0.005919		
23 4,4'-DDT					CAS #: 50-29-3		
10.216	10.216	0.000	1486658	0.00500	0.004383		
25 Endrin aldehyde					CAS #: 7421-93-4		
10.584	10.584	0.000	1828114	0.00500	0.005625		
27 Methoxychlor					CAS #: 72-43-5		
11.116	11.116	0.000	797979	0.00500	0.005009		
28 Endosulfan sulfate					CAS #: 1031-07-8		
11.283	11.283	0.000	2000208	0.00500	0.005442		
29 Endrin ketone					CAS #: 53494-70-5		
11.676	11.676	0.000	2096355	0.00500	0.005281		
$ 30 Decachlorobiphenyl					CAS #: 2051-24-3		
13.234	13.234	0.000	1895345	0.00500	0.005647		

Data File: \\cansvr11\dd\chem\GCS\a2hp9.i\90414IC-1.b\013F1301.D

Page 1

Date : 14-APR-2009 14:08

Client ID:

Instrument: a2hp9.i

Sample Info: AB1 G002,,1,1

Operator: 093905

Column phase: clp pesticides I

Column diameter: 0.53

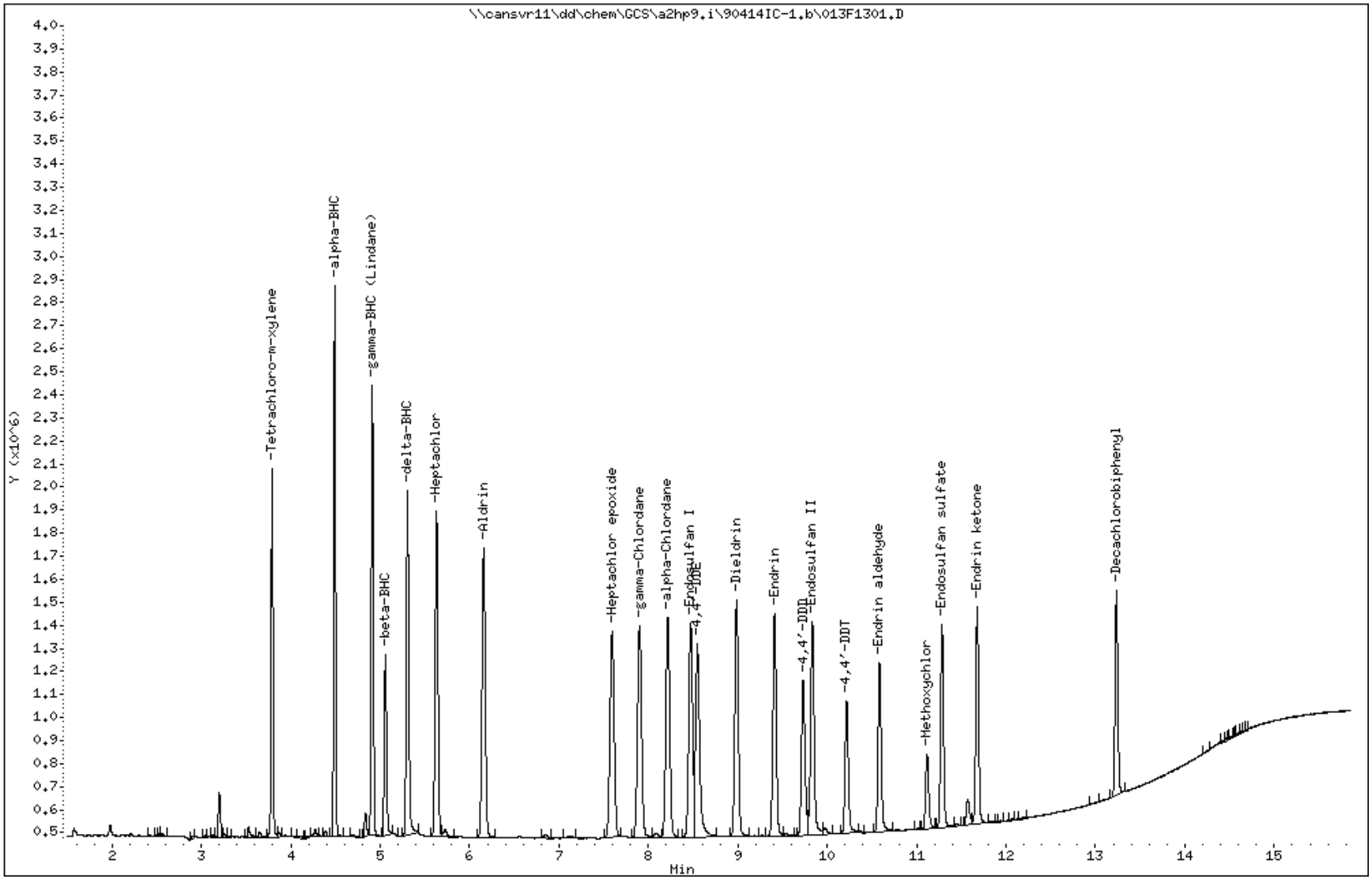

North Canton

COMPOUNDS and EXP. RT REPORT

Operator: 093905 Date Acquired: 14-APR-2009 14:08
Data File: //cansvr11/dd/chem/GCS/a2hp9.i/90414IC-1.b/013F1301.D
Lab Sample ID: AB1 G002
Misc. Info: 1-AB.SUB
Instrument: a2hp9.i
Method: \\cansvr11\dd\chem\GCS\a2hp9.i\90414IC-1.b\PEST9.m
Dilution Factor: 1

Compound	RT	Area	Amount	Conc
1) Tetrachloro-m-xylene	3.791	2249358	0.005	0.005
4) alpha-BHC	4.491	3347440	0.006	0.006
5) gamma-BHC (Lindane)	4.911	3138775	0.006	0.006
6) beta-BHC	5.058	1399566	0.006	0.006
7) delta-BHC	5.305	2898203	0.005	0.005
8) Heptachlor	5.630	3083941	0.006	0.006
10) Aldrin	6.158	3171122	0.006	0.006
12) Heptachlor epoxide	7.594	2920977	0.006	0.006
13) gamma-Chlordane	7.900	2944328	0.006	0.006
14) alpha-Chlordane	8.216	2913976	0.006	0.006
15) Endosulfan I	8.472	2728083	0.006	0.006
16) 4,4'-DDE	8.548	2705604	0.006	0.006
17) Dieldrin	8.985	2769936	0.006	0.006
18) Endrin	9.412	2524824	0.006	0.006
20) 4,4'-DDD	9.731	1874582	0.006	0.006
22) Endosulfan II	9.834	2520240	0.006	0.006
23) 4,4'-DDT	10.217	1486658	0.004	0.004
25) Endrin aldehyde	10.584	1828114	0.006	0.006
27) Methoxychlor	11.116	797979	0.005	0.005
28) Endosulfan sulfate	11.284	2000208	0.005	0.005
29) Endrin ketone	11.676	2096355	0.005	0.005
30) Decachlorobiphenyl	13.234	1895345	0.006	0.006

TestAmerica North Canton

PESTICIDES 8081/608

Data file : \\cansvr11\dd\chem\GCS\a2hp9.i\90414IC-1.b\014F1401.D
Lab Smp Id: AB2 G003
Inj Date : 14-APR-2009 14:30
Operator : 093905 Inst ID: a2hp9.i
Smp Info : AB2 G003,,1,2
Misc Info : 1-AB.SUB
Comment :
Method : \\cansvr11\dd\chem\GCS\a2hp9.i\90414IC-1.b\PEST9.m
Meth Date : 15-Apr-2009 09:46 vandorenc Quant Type: ESTD
Cal Date : 06-APR-2009 19:15 Cal File: 009F0901.D
Als bottle: 14 Calibration Sample, Level: 2
Dil Factor: 1.00000
Integrator: Falcon Compound Sublist: 1-AB.SUB
Target Version: 4.14 Sample Matrix: None
Processing Host: CANPGCSV23

				AMOUNTS			
				CAL-AMT	ON-COL		
RT	EXP RT	DLT RT	RESPONSE	(ng)	(ng)	TARGET RANGE	RATIO
$ 1 Tetrachloro-m-xylene						CAS #: 877-09-8	
3.791	3.791	0.000	4201766	0.01000	0.009981		
4 alpha-BHC						CAS #: 319-84-6	
4.491	4.491	0.000	6538426	0.01000	0.01077		
5 gamma-BHC (Lindane)						CAS #: 58-89-9	
4.911	4.911	0.000	6056384	0.01000	0.01095		
6 beta-BHC						CAS #: 319-85-7	
5.058	5.058	0.000	2595894	0.01000	0.01149		
7 delta-BHC						CAS #: 319-86-8	
5.306	5.306	0.000	5667380	0.01000	0.01032		
8 Heptachlor						CAS #: 76-44-8	
5.631	5.631	0.000	5684630	0.01000	0.01115		
10 Aldrin						CAS #: 309-00-2	
6.158	6.158	0.000	5989385	0.01000	0.01070		
12 Heptachlor epoxide						CAS #: 1024-57-3	
7.593	7.593	0.000	5349099	0.01000	0.01106		
13 gamma-Chlordane						CAS #: 5103-74-2	
7.901	7.901	0.000	5437310	0.01000	0.01091		
14 alpha-Chlordane						CAS #: 5103-71-9	
8.216	8.216	0.000	5362358	0.01000	0.01077		

```
   15 Endosulfan I                               CAS #: 959-98-8
8.474    8.474    0.000         4983181 0.01000  0.01105
---------------------------------------------------------------------------
```

				AMOUNTS			
				CAL-AMT	ON-COL		
RT	EXP RT	DLT RT	RESPONSE	(ng)	(ng)	TARGET RANGE	RATIO
16 4,4'-DDE					CAS #: 72-55-9		
8.547	8.547	0.000	5127355	0.01000	0.01040		
17 Dieldrin					CAS #: 60-57-1		
8.986	8.986	0.000	5169778	0.01000	0.01052		
18 Endrin					CAS #: 72-20-8		
9.411	9.411	0.000	4664825	0.01000	0.01066		
20 4,4'-DDD					CAS #: 72-54-8		
9.730	9.730	0.000	3480401	0.01000	0.01034		
22 Endosulfan II					CAS #: 33213-65-9		
9.833	9.833	0.000	4541888	0.01000	0.01052		
23 4,4'-DDT					CAS #: 50-29-3		
10.216	10.216	0.000	2721823	0.01000	0.008238		
25 Endrin aldehyde					CAS #: 7421-93-4		
10.584	10.584	0.000	3240739	0.01000	0.009947		
27 Methoxychlor					CAS #: 72-43-5		
11.115	11.115	0.000	1410024	0.01000	0.009081		
28 Endosulfan sulfate					CAS #: 1031-07-8		
11.283	11.283	0.000	3620221	0.01000	0.009801		
29 Endrin ketone					CAS #: 53494-70-5		
11.677	11.677	0.000	3735163	0.01000	0.009480		
$ 30 Decachlorobiphenyl					CAS #: 2051-24-3		
13.233	13.233	0.000	3293305	0.01000	0.009892		

Data File: \\cansvr11\dd\chem\GCS\a2hp9.i\90414IC-1.b\014F1401.D

Page 1

Date : 14-APR-2009 14:30

Client ID:

Instrument: a2hp9.i

Sample Info: AB2 G003,,1,2

Operator: 093905

Column phase: clp pesticides I

Column diameter: 0.53

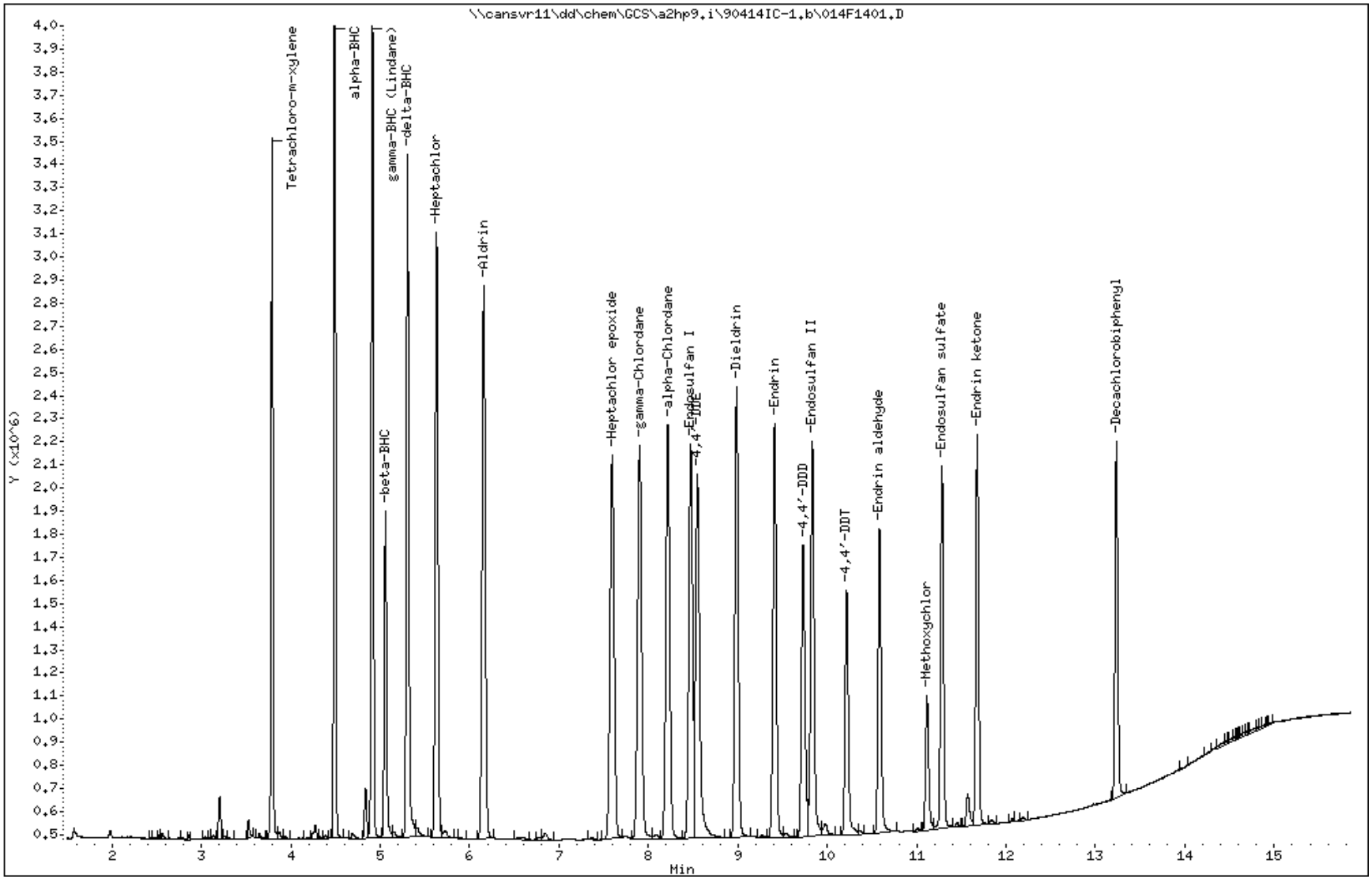

COMPOUNDS and EXP. RT REPORT

Operator: 093905 Date Acquired: 14-APR-2009 14:30
Data File: //cansvr11/dd/chem/GCS/a2hp9.i/90414IC-1.b/014F1401.D
Lab Sample ID: AB2 G003
Misc. Info: 1-AB.SUB
Instrument: a2hp9.i
Method: \\cansvr11\dd\chem\GCS\a2hp9.i\90414IC-1.b\PEST9.m
Dilution Factor: 1

Compound	RT	Area	Amount	Conc
1) Tetrachloro-m-xylene	3.791	4201766	0.010	0.010
4) alpha-BHC	4.492	6538426	0.011	0.011
5) gamma-BHC (Lindane)	4.912	6056384	0.011	0.011
6) beta-BHC	5.059	2595894	0.011	0.011
7) delta-BHC	5.306	5667380	0.010	0.010
8) Heptachlor	5.631	5684630	0.011	0.011
10) Aldrin	6.159	5989385	0.011	0.011
12) Heptachlor epoxide	7.594	5349099	0.011	0.011
13) gamma-Chlordane	7.901	5437310	0.011	0.011
14) alpha-Chlordane	8.217	5362358	0.011	0.011
15) Endosulfan I	8.474	4983181	0.011	0.011
16) 4,4'-DDE	8.548	5127355	0.010	0.010
17) Dieldrin	8.986	5169778	0.011	0.011
18) Endrin	9.412	4664825	0.011	0.011
20) 4,4'-DDD	9.730	3480401	0.010	0.010
22) Endosulfan II	9.834	4541888	0.011	0.011
23) 4,4'-DDT	10.217	2721823	0.008	0.008
25) Endrin aldehyde	10.584	3240739	0.010	0.010
27) Methoxychlor	11.115	1410024	0.009	0.009
28) Endosulfan sulfate	11.284	3620221	0.010	0.010
29) Endrin ketone	11.678	3735163	0.009	0.009
30) Decachlorobiphenyl	13.234	3293305	0.010	0.010

TestAmerica North Canton

PESTICIDES 8081/608

Data file : \\cansvr11\dd\chem\GCS\a2hp9.i\90414IC-1.b\015F1501.D
Lab Smp Id: AB3 G004
Inj Date : 14-APR-2009 14:53
Operator : 093905 Inst ID: a2hp9.i
Smp Info : AB3 G004,,1,3
Misc Info : 1-AB.SUB
Comment :
Method : \\cansvr11\dd\chem\GCS\a2hp9.i\90414IC-1.b\PEST9.m
Meth Date : 15-Apr-2009 09:46 vandorenc Quant Type: ESTD
Cal Date : 06-APR-2009 19:37 Cal File: 010F1001.D
Als bottle: 15 Calibration Sample, Level: 3
Dil Factor: 1.00000
Integrator: Falcon Compound Sublist: 1-AB.SUB
Target Version: 4.14 Sample Matrix: None
Processing Host: CANPGCSV23

				AMOUNTS			
				CAL-AMT	ON-COL		
RT	EXP RT	DLT RT	RESPONSE	(ng)	(ng)	TARGET RANGE	RATIO
$ 1 Tetrachloro-m-xylene						CAS #: 877-09-8	
3.791	3.791	0.000	10202674	0.02500	0.02425		
4 alpha-BHC						CAS #: 319-84-6	
4.492	4.492	0.000	17008908	0.02500	0.02684		
5 gamma-BHC (Lindane)						CAS #: 58-89-9	
4.911	4.911	0.000	15525656	0.02500	0.02694		
6 beta-BHC						CAS #: 319-85-7	
5.058	5.058	0.000	6135168	0.02500	0.02620		
7 delta-BHC						CAS #: 319-86-8	
5.305	5.305	0.000	14793820	0.02500	0.02603		
8 Heptachlor						CAS #: 76-44-8	
5.630	5.630	0.000	14300037	0.02500	0.02703		
10 Aldrin						CAS #: 309-00-2	
6.158	6.158	0.000	15022904	0.02500	0.02595		
12 Heptachlor epoxide						CAS #: 1024-57-3	
7.595	7.595	0.000	13168332	0.02500	0.02631		
13 gamma-Chlordane						CAS #: 5103-74-2	
7.902	7.902	0.000	13407796	0.02500	0.02594		
14 alpha-Chlordane						CAS #: 5103-71-9	
8.217	8.217	0.000	13062083	0.02500	0.02547		

```
   15 Endosulfan I                                CAS #: 959-98-8
8.473    8.473    0.000        12095334 0.02500  0.02600
--------------------------------------------------------------------------------
```

				AMOUNTS			
				CAL-AMT	ON-COL		
RT	EXP RT	DLT RT	RESPONSE	(ng)	(ng)	TARGET RANGE	RATIO
16 4,4'-DDE					CAS #: 72-55-9		
8.549	8.549	0.000	12649929	0.02500	0.02508		
17 Dieldrin					CAS #: 60-57-1		
8.987	8.987	0.000	12901926	0.02500	0.02556		
18 Endrin					CAS #: 72-20-8		
9.411	9.411	0.000	11619094	0.02500	0.02579		
20 4,4'-DDD					CAS #: 72-54-8		
9.730	9.730	0.000	8644693	0.02500	0.02496		
22 Endosulfan II					CAS #: 33213-65-9		
9.833	9.833	0.000	10889838	0.02500	0.02495		
23 4,4'-DDT					CAS #: 50-29-3		
10.216	10.216	0.000	6937635	0.02500	0.02162		
25 Endrin aldehyde					CAS #: 7421-93-4		
10.585	10.585	0.000	7763214	0.02500	0.02386		
27 Methoxychlor					CAS #: 72-43-5		
11.116	11.116	0.000	3382472	0.02500	0.02246		
28 Endosulfan sulfate					CAS #: 1031-07-8		
11.285	11.285	0.000	8783965	0.02500	0.02379		
29 Endrin ketone					CAS #: 53494-70-5		
11.677	11.677	0.000	9094820	0.02500	0.02337		
$ 30 Decachlorobiphenyl					CAS #: 2051-24-3		
13.234	13.234	0.000	8040420	0.02500	0.02446		

Data File: \\cansvr11\dd\chem\GCS\a2hp9.i\90414IC-1.b\015F1501.D

Page 1

Date : 14-APR-2009 14:53

Client ID:

Instrument: a2hp9.i

Sample Info: AB3 G004,,1,3

Operator: 093905

Column phase: clp pesticides I

Column diameter: 0.53

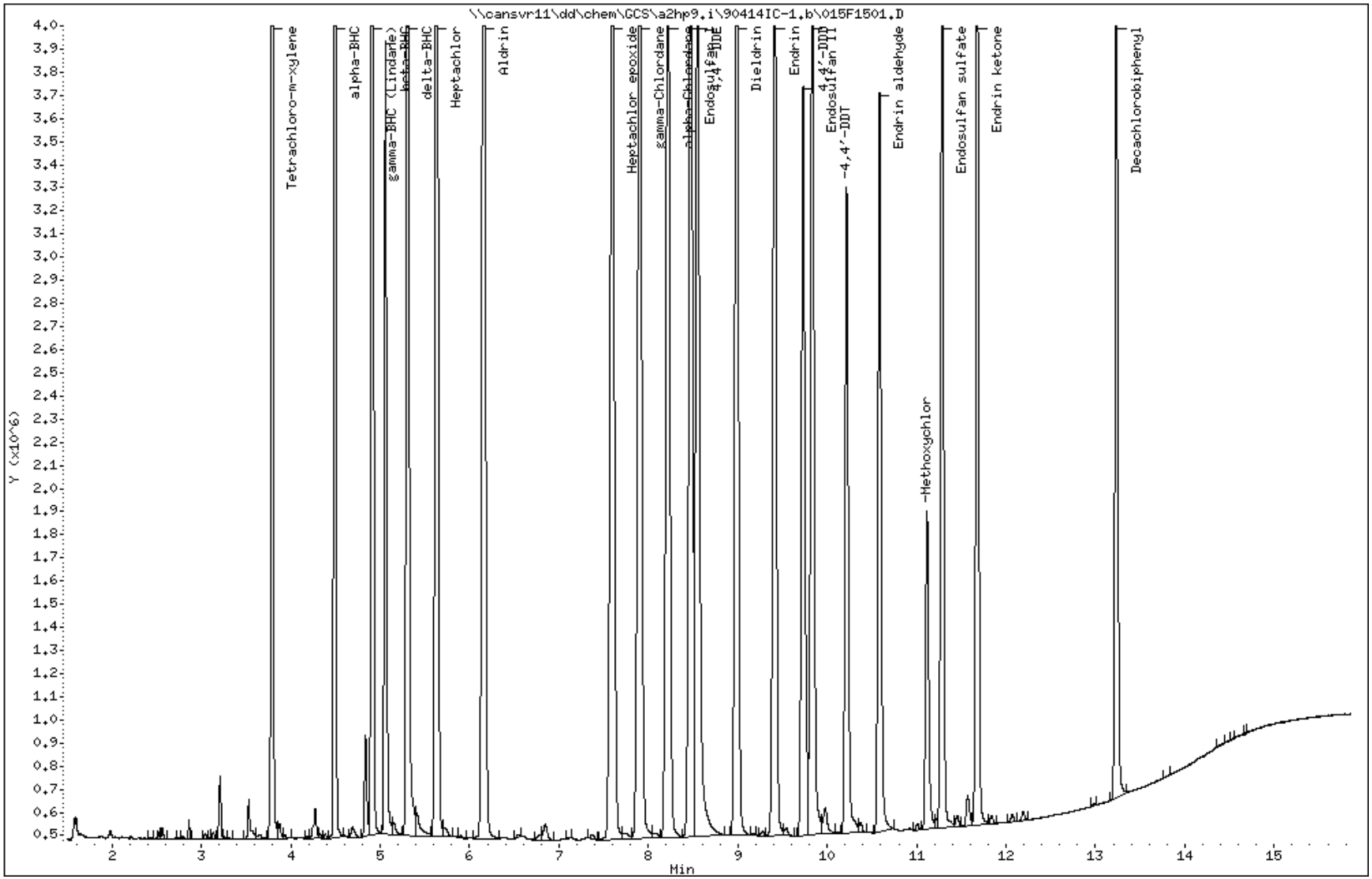

COMPOUNDS and EXP. RT REPORT

Operator: 093905 Date Acquired: 14-APR-2009 14:53
Data File: //cansvr11/dd/chem/GCS/a2hp9.i/90414IC-1.b/015F1501.D
Lab Sample ID: AB3 G004
Misc. Info: 1-AB.SUB
Instrument: a2hp9.i
Method: \\cansvr11\dd\chem\GCS\a2hp9.i\90414IC-1.b\PEST9.m
Dilution Factor: 1

Compound	RT	Area	Amount	Conc
1) Tetrachloro-m-xylene	3.792	10202674	0.024	0.024
4) alpha-BHC	4.493	17008908	0.027	0.027
5) gamma-BHC (Lindane)	4.912	15525656	0.027	0.027
6) beta-BHC	5.058	6135168	0.026	0.026
7) delta-BHC	5.306	14793820	0.026	0.026
8) Heptachlor	5.631	14300037	0.027	0.027
10) Aldrin	6.158	15022904	0.026	0.026
12) Heptachlor epoxide	7.595	13168332	0.026	0.026
13) gamma-Chlordane	7.903	13407796	0.026	0.026
14) alpha-Chlordane	8.218	13062083	0.025	0.025
15) Endosulfan I	8.473	12095334	0.026	0.026
16) 4,4'-DDE	8.549	12649929	0.025	0.025
17) Dieldrin	8.988	12901926	0.026	0.026
18) Endrin	9.412	11619094	0.026	0.026
20) 4,4'-DDD	9.730	8644693	0.025	0.025
22) Endosulfan II	9.833	10889838	0.025	0.025
23) 4,4'-DDT	10.217	6937635	0.022	0.022
25) Endrin aldehyde	10.585	7763214	0.024	0.024
27) Methoxychlor	11.117	3382472	0.022	0.022
28) Endosulfan sulfate	11.285	8783965	0.024	0.024
29) Endrin ketone	11.678	9094820	0.023	0.023
30) Decachlorobiphenyl	13.234	8040420	0.024	0.024

TestAmerica North Canton

PESTICIDES 8081/608

Data file : \\cansvr11\dd\chem\GCS\a2hp9.i\90414IC-1.b\016F1601.D
Lab Smp Id: AB4 G005
Inj Date : 14-APR-2009 15:15
Operator : 093905 Inst ID: a2hp9.i
Smp Info : AB4 G005,,1,4
Misc Info : 1-AB.SUB
Comment :
Method : \\cansvr11\dd\chem\GCS\a2hp9.i\90414IC-1.b\PEST9.m
Meth Date : 15-Apr-2009 09:47 vandorenc Quant Type: ESTD
Cal Date : 06-APR-2009 20:00 Cal File: 011F1101.D
Als bottle: 16 Calibration Sample, Level: 4
Dil Factor: 1.00000
Integrator: Falcon Compound Sublist: 1-AB.SUB
Target Version: 4.14 Sample Matrix: None
Processing Host: CANPGCSV23

				AMOUNTS			
				CAL-AMT	ON-COL		
RT	EXP RT	DLT RT	RESPONSE	(ng)	(ng)	TARGET RANGE	RATIO
$ 1 Tetrachloro-m-xylene						CAS #: 877-09-8	
3.791	3.791	0.000	21042892	0.05000	0.05002		
4 alpha-BHC						CAS #: 319-84-6	
4.491	4.491	0.000	36256900	0.05000	0.05519		
5 gamma-BHC (Lindane)						CAS #: 58-89-9	
4.911	4.911	0.000	33069911	0.05000	0.05540		
6 beta-BHC						CAS #: 319-85-7	
5.058	5.058	0.000	12558286	0.05000	0.05202		
7 delta-BHC						CAS #: 319-86-8	
5.306	5.306	0.000	32273298	0.05000	0.05510		
8 Heptachlor						CAS #: 76-44-8	
5.631	5.631	0.000	29742535	0.05000	0.05454		
10 Aldrin						CAS #: 309-00-2	
6.158	6.158	0.000	31394440	0.05000	0.05278		
12 Heptachlor epoxide						CAS #: 1024-57-3	
7.594	7.594	0.000	26915175	0.05000	0.05235		
13 gamma-Chlordane						CAS #: 5103-74-2	
7.899	7.899	0.000	27822948	0.05000	0.05233		
14 alpha-Chlordane						CAS #: 5103-71-9	
8.217	8.217	0.000	27182919	0.05000	0.05174		

```
   15 Endosulfan I                                CAS #: 959-98-8
8.472    8.472    0.000        25068866 0.05000  0.05246
-------------------------------------------------------------------------------
```

				AMOUNTS			
				CAL-AMT	ON-COL		
RT	EXP RT	DLT RT	RESPONSE	(ng)	(ng)	TARGET RANGE	RATIO
16 4,4'-DDE					CAS #: 72-55-9		
8.548	8.548	0.000	27135308	0.05000	0.05270		
17 Dieldrin					CAS #: 60-57-1		
8.986	8.986	0.000	27422725	0.05000	0.05309		
18 Endrin					CAS #: 72-20-8		
9.411	9.411	0.000	24735505	0.05000	0.05353		
20 4,4'-DDD					CAS #: 72-54-8		
9.728	9.728	0.000	19297297	0.05000	0.05419		
22 Endosulfan II					CAS #: 33213-65-9		
9.833	9.833	0.000	23035048	0.05000	0.05214		
23 4,4'-DDT					CAS #: 50-29-3		
10.217	10.217	0.000	16180925	0.05000	0.05182		
25 Endrin aldehyde					CAS #: 7421-93-4		
10.585	10.585	0.000	16724540	0.05000	0.05132		
27 Methoxychlor					CAS #: 72-43-5		
11.115	11.115	0.000	7449347	0.05000	0.05067		
28 Endosulfan sulfate					CAS #: 1031-07-8		
11.283	11.283	0.000	19155202	0.05000	0.05177		
29 Endrin ketone					CAS #: 53494-70-5		
11.677	11.677	0.000	19763373	0.05000	0.05127		
$ 30 Decachlorobiphenyl					CAS #: 2051-24-3		
13.234	13.234	0.000	15801317	0.05000	0.04854		

Data File: \\cansvr11\dd\chem\GCS\a2hp9.i\90414IC-1.b\016F1601.D

Page 1

Date : 14-APR-2009 15:15

Client ID:

Instrument: a2hp9.i

Sample Info: AB4 G005,,1,4

Operator: 093905

Column phase: clp pesticides I

Column diameter: 0.53

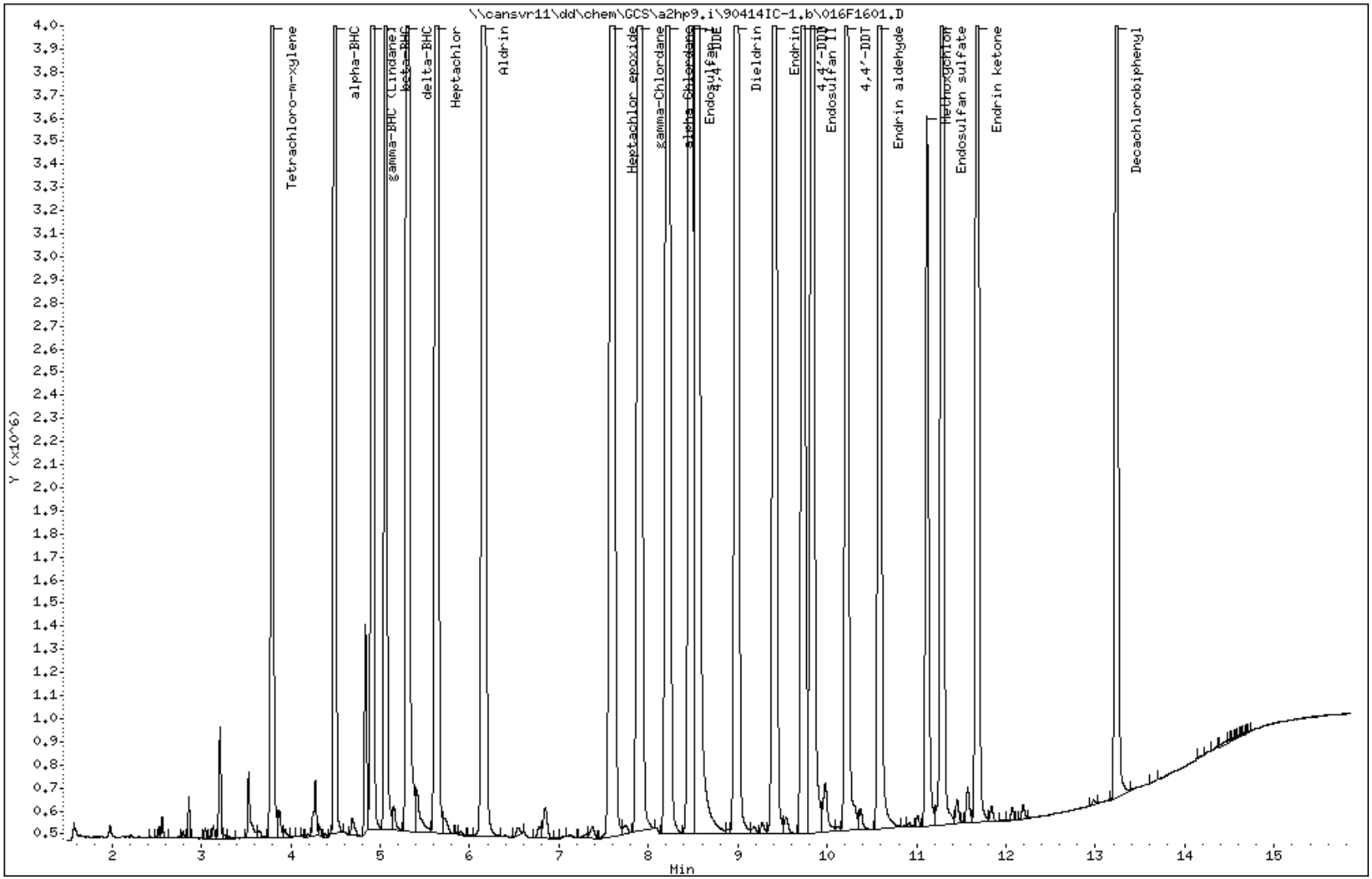

COMPOUNDS and EXP. RT REPORT

Operator: 093905 Date Acquired: 14-APR-2009 15:15
Data File: //cansvr11/dd/chem/GCS/a2hp9.i/90414IC-1.b/016F1601.D
Lab Sample ID: AB4 G005
Misc. Info: 1-AB.SUB
Instrument: a2hp9.i
Method: \\cansvr11\dd\chem\GCS\a2hp9.i\90414IC-1.b\PEST9.m
Dilution Factor: 1

Compound	RT	Area	Amount	Conc
1) Tetrachloro-m-xylene	3.791	21042892	0.050	0.050
4) alpha-BHC	4.491	36256900	0.055	0.055
5) gamma-BHC (Lindane)	4.911	33069911	0.055	0.055
6) beta-BHC	5.058	12558286	0.052	0.052
7) delta-BHC	5.306	32273298	0.055	0.055
8) Heptachlor	5.631	29742535	0.055	0.055
10) Aldrin	6.158	31394440	0.053	0.053
12) Heptachlor epoxide	7.595	26915175	0.052	0.052
13) gamma-Chlordane	7.900	27822948	0.052	0.052
14) alpha-Chlordane	8.217	27182919	0.052	0.052
15) Endosulfan I	8.472	25068866	0.052	0.052
16) 4,4'-DDE	8.548	27135308	0.053	0.053
17) Dieldrin	8.986	27422725	0.053	0.053
18) Endrin	9.411	24735505	0.054	0.054
20) 4,4'-DDD	9.729	19297297	0.054	0.054
22) Endosulfan II	9.833	23035048	0.052	0.052
23) 4,4'-DDT	10.217	16180925	0.052	0.052
25) Endrin aldehyde	10.586	16724540	0.051	0.051
27) Methoxychlor	11.116	7449347	0.051	0.051
28) Endosulfan sulfate	11.284	19155202	0.052	0.052
29) Endrin ketone	11.677	19763373	0.051	0.051
30) Decachlorobiphenyl	13.235	15801317	0.049	0.049

TestAmerica North Canton

PESTICIDES 8081/608

Data file : \\cansvr11\dd\chem\GCS\a2hp9.i\90414IC-1.b\017F1701.D
Lab Smp Id: AB5 G006
Inj Date : 14-APR-2009 15:37
Operator : 093905 Inst ID: a2hp9.i
Smp Info : AB5 G006,,1,5
Misc Info : 1-AB.SUB
Comment :
Method : \\cansvr11\dd\chem\GCS\a2hp9.i\90414IC-1.b\PEST9.m
Meth Date : 15-Apr-2009 09:47 vandorenc Quant Type: ESTD
Cal Date : 06-APR-2009 20:22 Cal File: 012F1201.D
Als bottle: 17 Calibration Sample, Level: 5
Dil Factor: 1.00000
Integrator: Falcon Compound Sublist: 1-AB.SUB
Target Version: 4.14 Sample Matrix: None
Processing Host: CANPGCSV23

RT	EXP RT	DLT RT	RESPONSE	AMOUNTS CAL-AMT (ng)	ON-COL (ng)	TARGET RANGE	RATIO
$ 1 Tetrachloro-m-xylene						CAS #: 877-09-8	
3.791	3.791	0.000	41046624	0.10000	0.09785		
4 alpha-BHC						CAS #: 319-84-6	
4.492	4.492	0.000	72028156	0.10000	0.1067		
5 gamma-BHC (Lindane)						CAS #: 58-89-9	
4.911	4.911	0.000	65689109	0.10000	0.1066		
6 beta-BHC						CAS #: 319-85-7	
5.058	5.058	0.000	24202785	0.10000	0.09807		
7 delta-BHC						CAS #: 319-86-8	
5.305	5.305	0.000	64110357	0.10000	0.1072		
8 Heptachlor						CAS #: 76-44-8	
5.631	5.631	0.000	57187792	0.10000	0.1019		
10 Aldrin						CAS #: 309-00-2	
6.158	6.158	0.000	61122231	0.10000	0.1013		
12 Heptachlor epoxide						CAS #: 1024-57-3	
7.593	7.593	0.000	51370298	0.10000	0.09826		
13 gamma-Chlordane						CAS #: 5103-74-2	
7.901	7.901	0.000	54963810	0.10000	0.1013		
14 alpha-Chlordane						CAS #: 5103-71-9	
8.217	8.217	0.000	52727159	0.10000	0.09911		

```
   15 Endosulfan I                                CAS #: 959-98-8
8.474    8.474    0.000        47501907 0.10000  0.09778
-------------------------------------------------------------------------------
```

				AMOUNTS			
				CAL-AMT	ON-COL		
RT	EXP RT	DLT RT	RESPONSE	(ng)	(ng)	TARGET RANGE	RATIO
16 4,4'-DDE					CAS #: 72-55-9		
8.548	8.548	0.000	53076041	0.10000	0.1020		
17 Dieldrin					CAS #: 60-57-1		
8.986	8.986	0.000	52836239	0.10000	0.1011		
18 Endrin					CAS #: 72-20-8		
9.411	9.411	0.000	47712070	0.10000	0.1017		
20 4,4'-DDD					CAS #: 72-54-8		
9.727	9.727	0.000	38323209	0.10000	0.1054		
22 Endosulfan II					CAS #: 33213-65-9		
9.832	9.832	0.000	44293697	0.10000	0.09898		
23 4,4'-DDT					CAS #: 50-29-3		
10.215	10.215	0.000	33954815	0.10000	0.1093		
25 Endrin aldehyde					CAS #: 7421-93-4		
10.585	10.585	0.000	32529320	0.10000	0.09942		
27 Methoxychlor					CAS #: 72-43-5		
11.114	11.114	0.000	14935334	0.10000	0.1019		
28 Endosulfan sulfate					CAS #: 1031-07-8		
11.284	11.284	0.000	38069438	0.10000	0.1022		
29 Endrin ketone					CAS #: 53494-70-5		
11.677	11.677	0.000	39349342	0.10000	0.1020		
$ 30 Decachlorobiphenyl					CAS #: 2051-24-3		
13.233	13.233	0.000	30798302	0.10000	0.09458		

Data File: \\cansvr11\dd\chem\GCS\a2hp9.i\90414IC-1.b\017F1701.D

Date : 14-APR-2009 15:37

Client ID:

Instrument: a2hp9.i

Sample Info: AB5 G006,,1,5

Operator: 093905

Column phase: clp pesticides I

Column diameter: 0.53

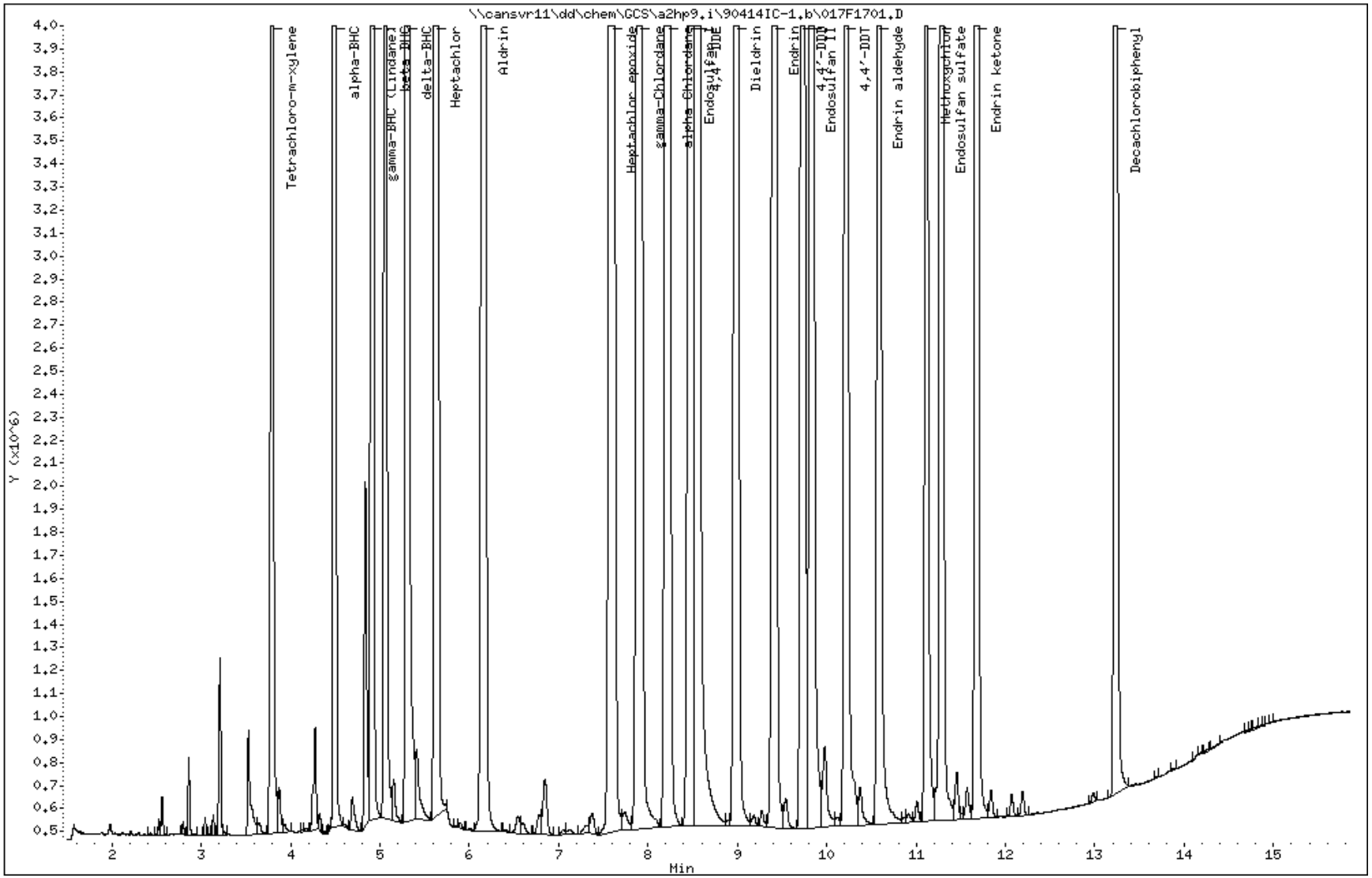

COMPOUNDS and EXP. RT REPORT

Operator: 093905 Date Acquired: 14-APR-2009 15:37
Data File: //cansvr11/dd/chem/GCS/a2hp9.i/90414IC-1.b/017F1701.D
Lab Sample ID: AB5 G006
Misc. Info: 1-AB.SUB
Instrument: a2hp9.i
Method: \\cansvr11\dd\chem\GCS\a2hp9.i\90414IC-1.b\PEST9.m
Dilution Factor: 1

Compound	RT	Area	Amount	Conc
1) Tetrachloro-m-xylene	3.791	41046624	0.098	0.098
4) alpha-BHC	4.492	72028156	0.107	0.107
5) gamma-BHC (Lindane)	4.911	65689109	0.107	0.107
6) beta-BHC	5.058	24202785	0.098	0.098
7) delta-BHC	5.306	64110357	0.107	0.107
8) Heptachlor	5.631	57187792	0.102	0.102
10) Aldrin	6.158	61122231	0.101	0.101
12) Heptachlor epoxide	7.594	51370298	0.098	0.098
13) gamma-Chlordane	7.901	54963810	0.101	0.101
14) alpha-Chlordane	8.217	52727159	0.099	0.099
15) Endosulfan I	8.475	47501907	0.098	0.098
16) 4,4'-DDE	8.548	53076041	0.102	0.102
17) Dieldrin	8.986	52836239	0.101	0.101
18) Endrin	9.411	47712070	0.102	0.102
20) 4,4'-DDD	9.727	38323209	0.105	0.105
22) Endosulfan II	9.832	44293697	0.099	0.099
23) 4,4'-DDT	10.216	33954815	0.109	0.109
25) Endrin aldehyde	10.586	32529320	0.099	0.099
27) Methoxychlor	11.115	14935334	0.102	0.102
28) Endosulfan sulfate	11.285	38069438	0.102	0.102
29) Endrin ketone	11.677	39349342	0.102	0.102
30) Decachlorobiphenyl	13.234	30798302	0.095	0.095

TestAmerica North Canton

PESTICIDES 8081/608

Data file : \\cansvr11\dd\chem\GCS\a2hp9.i\90414IC-1.b\018F1801.D
Lab Smp Id: AB6 G007
Inj Date : 14-APR-2009 16:00
Operator : 093905 Inst ID: a2hp9.i
Smp Info : AB6 G007,,1,6
Misc Info : 1-AB.SUB
Comment :
Method : \\cansvr11\dd\chem\GCS\a2hp9.i\90414IC-1.b\PEST9.m
Meth Date : 15-Apr-2009 09:47 vandorenc Quant Type: ESTD
Cal Date : 06-APR-2009 20:44 Cal File: 013F1301.D
Als bottle: 18 Calibration Sample, Level: 6
Dil Factor: 1.00000
Integrator: Falcon Compound Sublist: 1-AB.SUB
Target Version: 4.14 Sample Matrix: None
Processing Host: CANPGCSV23

				AMOUNTS			
				CAL-AMT	ON-COL		
RT	EXP RT	DLT RT	RESPONSE	(ng)	(ng)	TARGET RANGE	RATIO
$ 1 Tetrachloro-m-xylene						CAS #: 877-09-8	
3.790	3.790	0.000	79359563	0.20000	0.1900		
4 alpha-BHC						CAS #: 319-84-6	
4.491	4.491	0.000	143344666	0.20000	0.2064		
5 gamma-BHC (Lindane)						CAS #: 58-89-9	
4.910	4.910	0.000	129837352	0.20000	0.2038		
6 beta-BHC						CAS #: 319-85-7	
5.057	5.057	0.000	47992113	0.20000	0.1897		
7 delta-BHC						CAS #: 319-86-8	
5.304	5.304	0.000	129825418	0.20000	0.2120		
8 Heptachlor						CAS #: 76-44-8	
5.629	5.629	0.000	107228964	0.20000	0.1859		
10 Aldrin						CAS #: 309-00-2	
6.156	6.156	0.000	119076757	0.20000	0.1948		
12 Heptachlor epoxide						CAS #: 1024-57-3	
7.594	7.594	0.000	98443807	0.20000	0.1852		
13 gamma-Chlordane						CAS #: 5103-74-2	
7.900	7.900	0.000	109083911	0.20000	0.1971		
14 alpha-Chlordane						CAS #: 5103-71-9	
8.215	8.215	0.000	104972831	0.20000	0.1946		

```
   15 Endosulfan I                                CAS #: 959-98-8
8.471    8.471    0.000        91327505 0.20000   0.1851
-------------------------------------------------------------------------------
```

				AMOUNTS			
				CAL-AMT	ON-COL		
RT	EXP RT	DLT RT	RESPONSE	(ng)	(ng)	TARGET RANGE	RATIO
16 4,4'-DDE					CAS #: 72-55-9		
8.547	8.547	0.000	106018536	0.20000	0.2011		
17 Dieldrin					CAS #: 60-57-1		
8.984	8.984	0.000	102323060	0.20000	0.1933		
18 Endrin					CAS #: 72-20-8		
9.410	9.410	0.000	91865958	0.20000	0.1922		
20 4,4'-DDD					CAS #: 72-54-8		
9.726	9.726	0.000	77409066	0.20000	0.2087		
22 Endosulfan II					CAS #: 33213-65-9		
9.832	9.832	0.000	85362314	0.20000	0.1880		
23 4,4'-DDT					CAS #: 50-29-3		
10.215	10.215	0.000	66592933	0.20000	0.2168		
25 Endrin aldehyde					CAS #: 7421-93-4		
10.584	10.584	0.000	61821590	0.20000	0.1884		
27 Methoxychlor					CAS #: 72-43-5		
11.114	11.114	0.000	27818309	0.20000	0.1911		
28 Endosulfan sulfate					CAS #: 1031-07-8		
11.283	11.283	0.000	75318074	0.20000	0.2005		
29 Endrin ketone					CAS #: 53494-70-5		
11.676	11.676	0.000	73935046	0.20000	0.1916		
$ 30 Decachlorobiphenyl					CAS #: 2051-24-3		
13.233	13.233	0.000	57215015	0.20000	0.1769		

Data File: \\cansvr11\dd\chem\GCS\a2hp9.i\90414IC-1.b\018F1801.D

Date : 14-APR-2009 16:00

Client ID:

Instrument: a2hp9.i

Sample Info: AB6 G007,,1,6

Operator: 093905

Column phase: clp pesticides I

Column diameter: 0.53

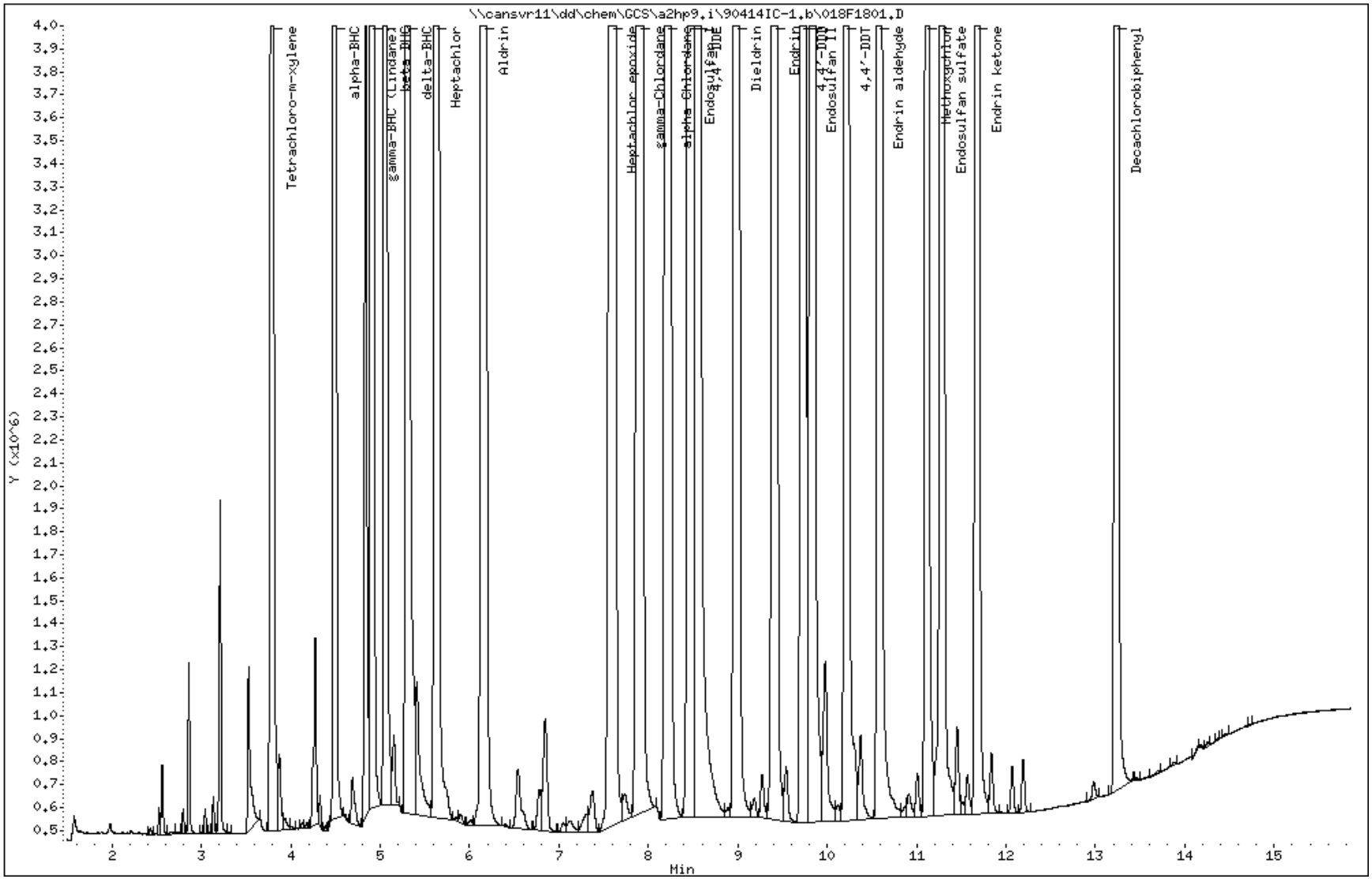

COMPOUNDS and EXP. RT REPORT

Operator: 093905 Date Acquired: 14-APR-2009 16:00
Data File: //cansvr11/dd/chem/GCS/a2hp9.i/90414IC-1.b/018F1801.D
Lab Sample ID: AB6 G007
Misc. Info: 1-AB.SUB
Instrument: a2hp9.i
Method: \\cansvr11\dd\chem\GCS\a2hp9.i\90414IC-1.b\PEST9.m
Dilution Factor: 1

Compound	RT	Area	Amount	Conc
1) Tetrachloro-m-xylene	3.791	79359563	0.190	0.190
4) alpha-BHC	4.492	143344666	0.206	0.206
5) gamma-BHC (Lindane)	4.911	129837352	0.204	0.204
6) beta-BHC	5.057	47992113	0.190	0.190
7) delta-BHC	5.305	129825418	0.212	0.212
8) Heptachlor	5.630	107228964	0.186	0.186
10) Aldrin	6.157	119076757	0.195	0.195
12) Heptachlor epoxide	7.594	98443807	0.185	0.185
13) gamma-Chlordane	7.901	109083911	0.197	0.197
14) alpha-Chlordane	8.216	104972831	0.195	0.195
15) Endosulfan I	8.472	91327505	0.185	0.185
16) 4,4'-DDE	8.547	106018536	0.201	0.201
17) Dieldrin	8.985	102323060	0.193	0.193
18) Endrin	9.411	91865958	0.192	0.192
20) 4,4'-DDD	9.727	77409066	0.209	0.209
22) Endosulfan II	9.832	85362314	0.188	0.188
23) 4,4'-DDT	10.216	66592933	0.217	0.217
25) Endrin aldehyde	10.584	61821590	0.188	0.188
27) Methoxychlor	11.114	27818309	0.191	0.191
28) Endosulfan sulfate	11.283	75318074	0.201	0.201
29) Endrin ketone	11.677	73935046	0.192	0.192
30) Decachlorobiphenyl	13.233	57215015	0.177	0.177

TestAmerica North Canton

PESTICIDES 8081/608

Data file : \\cansvr11\dd\chem\GCS\a2hp9.i\90414IC-1.b\90414IC-1.b\003F0301.D
Lab Smp Id: TOX1 G098
Inj Date : 14-APR-2009 10:24
Operator : 093905 Inst ID: a2hp9.i
Smp Info : TOX1 G098,,1,1
Misc Info : 16-TOXAPH.SUB
Comment :
Method : \\cansvr11\dd\chem\GCS\a2hp9.i\90414IC-1.b\PEST9.m\PEST9r.m
Meth Date : 15-Apr-2009 11:09 vandorenc Quant Type: ESTD
Cal Date : 06-APR-2009 18:53 Cal File: 008F0801.D
Als bottle: 3 Calibration Sample, Level: 1
Dil Factor: 1.00000
Integrator: Falcon Compound Sublist: 16-TOXAPH.SUB
Target Version: 4.14 Sample Matrix: None
Processing Host: CANPGCSV23

				AMOUNTS			
				CAL-AMT	ON-COL		
RT	EXP RT	DLT RT	RESPONSE	(ng)	(ng)	TARGET RANGE	RATIO
23 Toxaphene					CAS #: 8001-35-2		
11.749	11.749	0.000	1432636	0.20000	0.1605	80.00- 120.00	100.00(M)
11.864	11.864	0.000	620577	0.20000	0.1498	114.04- 154.04	43.32
12.157	12.157	0.000	1365167	0.20000	0.1495	115.64- 155.64	95.29
12.893	12.893	0.000	970993	0.20000	0.1379	52.78- 92.78	67.78
13.262	13.262	0.000	358809	0.20000	0.1059	69.36- 109.36	25.05
		Average of Peak Amounts =			0.14072		

QC Flag Legend

M - Compound response manually integrated.

Data File: \\cansvr11\dd\chem\GCS\a2hp9.i\90414IC-1.b\90414IC-1.b\003F0301.D

Date : 14-APR-2009 10:24

Client ID:

Instrument: a2hp9.i

Sample Info: TOX1 G098,,1,1

Operator: 093905

Column phase: clp pesticides II

Column diameter: 0.53

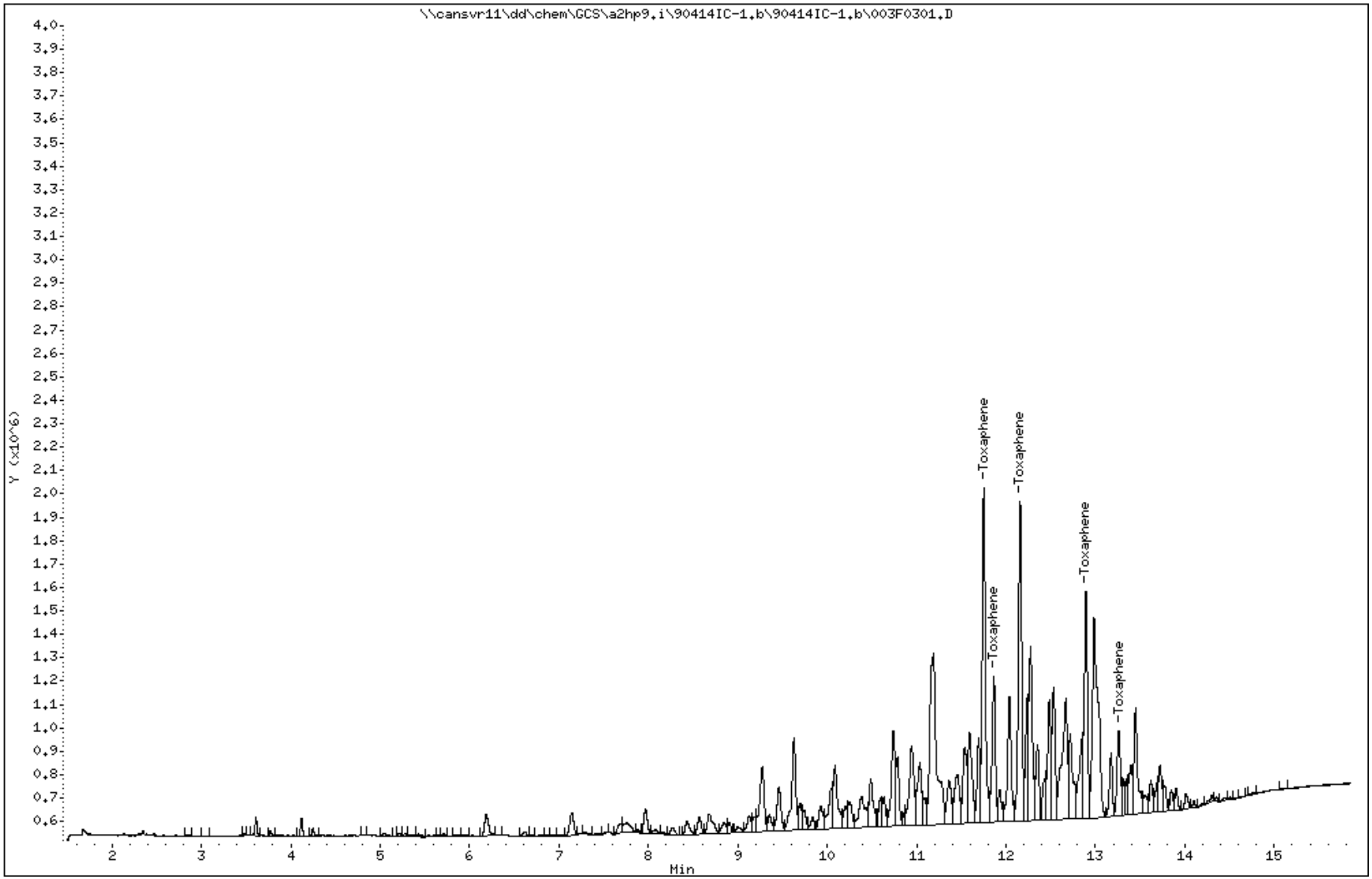

COMPOUNDS and EXP. RT REPORT

Operator: 093905 Date Acquired: 14-APR-2009 10:24
Data File: //cansvr11/dd/chem/GCS/a2hp9.i/90414IC-1.b/90414IC-1.b/003F0301.D
Lab Sample ID: TOX1 G098
Misc. Info: 16-TOXAPH.SUB
Instrument: a2hp9.i
Method: \\cansvr11\dd\chem\GCS\a2hp9.i\90414IC-1.b\PEST9.m\PEST9r.m
Dilution Factor: 1

Compound	RT	Area	Amount	Conc
23) Toxaphene	11.750	3586927	0.160	0.160

Data File Name: 003F0301.D
Inj. Date and Time: 14-APR-2009 10:24
Instrument ID: a2hp9.i
Client ID:
Compound Name: Toxaphene
CAS #: 8001-35-2
Report Date: 04/15/2009

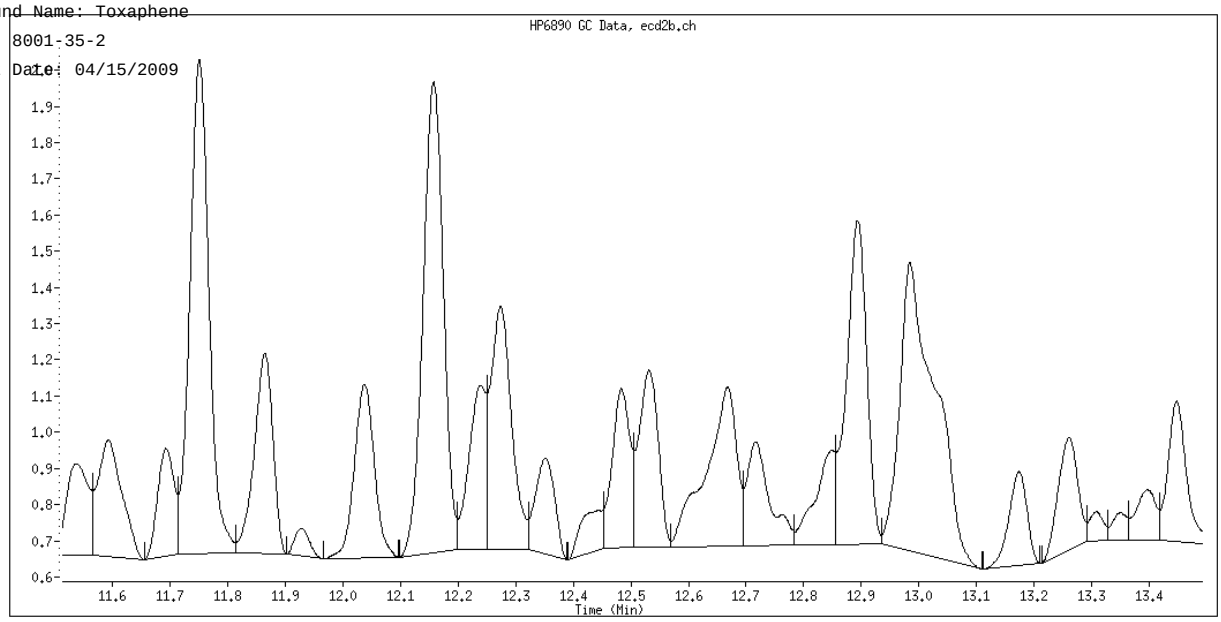

Original Integration

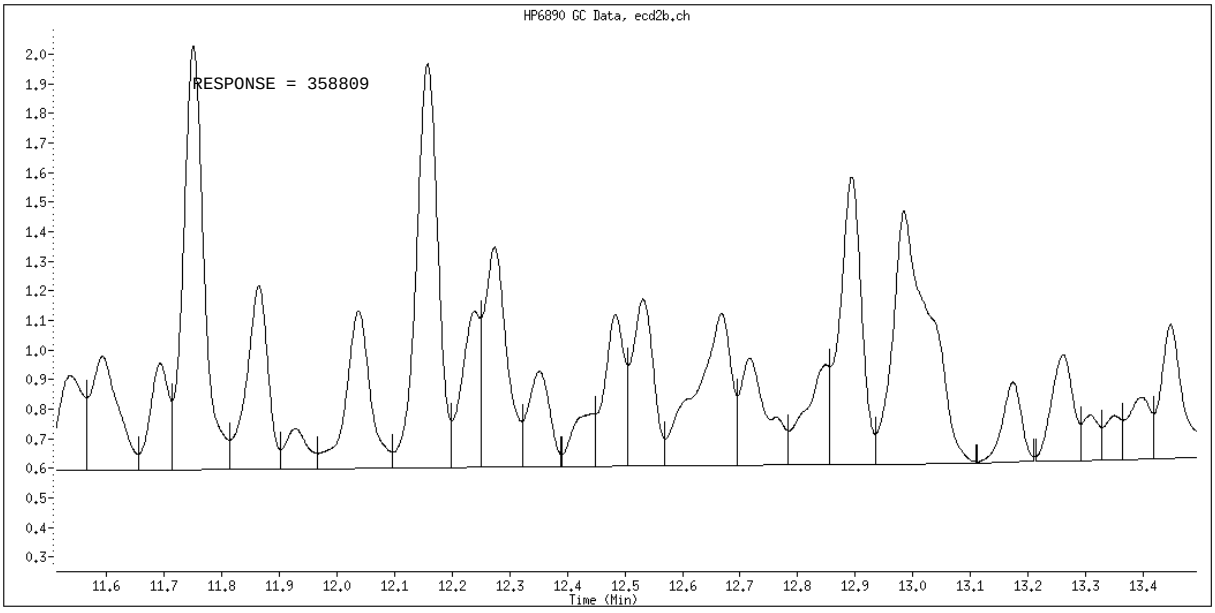

Manual Integration

Manually Integrated By: vandorenc
Manual Integration Reason: Baseline Event

TestAmerica North Canton

PESTICIDES 8081/608

Data file : \\cansvr11\dd\chem\GCS\a2hp9.i\90414IC-1.b\90414IC-1.b\004F0401.D
Lab Smp Id: TOX2 G098
Inj Date : 14-APR-2009 10:46
Operator : 093905 Inst ID: a2hp9.i
Smp Info : TOX2 G098,,1,2
Misc Info : 16-TOXAPH.SUB
Comment :
Method : \\cansvr11\dd\chem\GCS\a2hp9.i\90414IC-1.b\PEST9.m\PEST9r.m
Meth Date : 15-Apr-2009 11:11 vandorenc Quant Type: ESTD
Cal Date : 06-APR-2009 19:15 Cal File: 009F0901.D
Als bottle: 4 Calibration Sample, Level: 2
Dil Factor: 1.00000
Integrator: Falcon Compound Sublist: 16-TOXAPH.SUB
Target Version: 4.14 Sample Matrix: None
Processing Host: CANPGCSV23

				AMOUNTS			
				CAL-AMT	ON-COL		
RT	EXP RT	DLT RT	RESPONSE	(ng)	(ng)	TARGET RANGE	RATIO
23 Toxaphene					CAS #: 8001-35-2		
11.750	11.750	0.000	3524394	0.50000	0.4107	80.00- 120.00	100.00
11.865	11.865	0.000	1496883	0.50000	0.3824	114.04- 154.04	42.47
12.157	12.157	0.000	3362822	0.50000	0.3881	115.64- 155.64	95.42
12.893	12.893	0.000	2352140	0.50000	0.3598	52.78- 92.78	66.74
13.260	13.260	0.000	917728	0.50000	0.3001	69.36- 109.36	26.04
		Average of Peak Amounts =			0.36822		

Data File: \\cansvr11\dd\chem\GCS\a2hp9.i\90414IC-1.b\90414IC-1.b\004F0401.D

Page 1

Date : 14-APR-2009 10:46

Client ID:

Instrument: a2hp9.i

Sample Info: TOX2 G098,,1,2

Operator: 093905

Column phase: clp pesticides II

Column diameter: 0.53

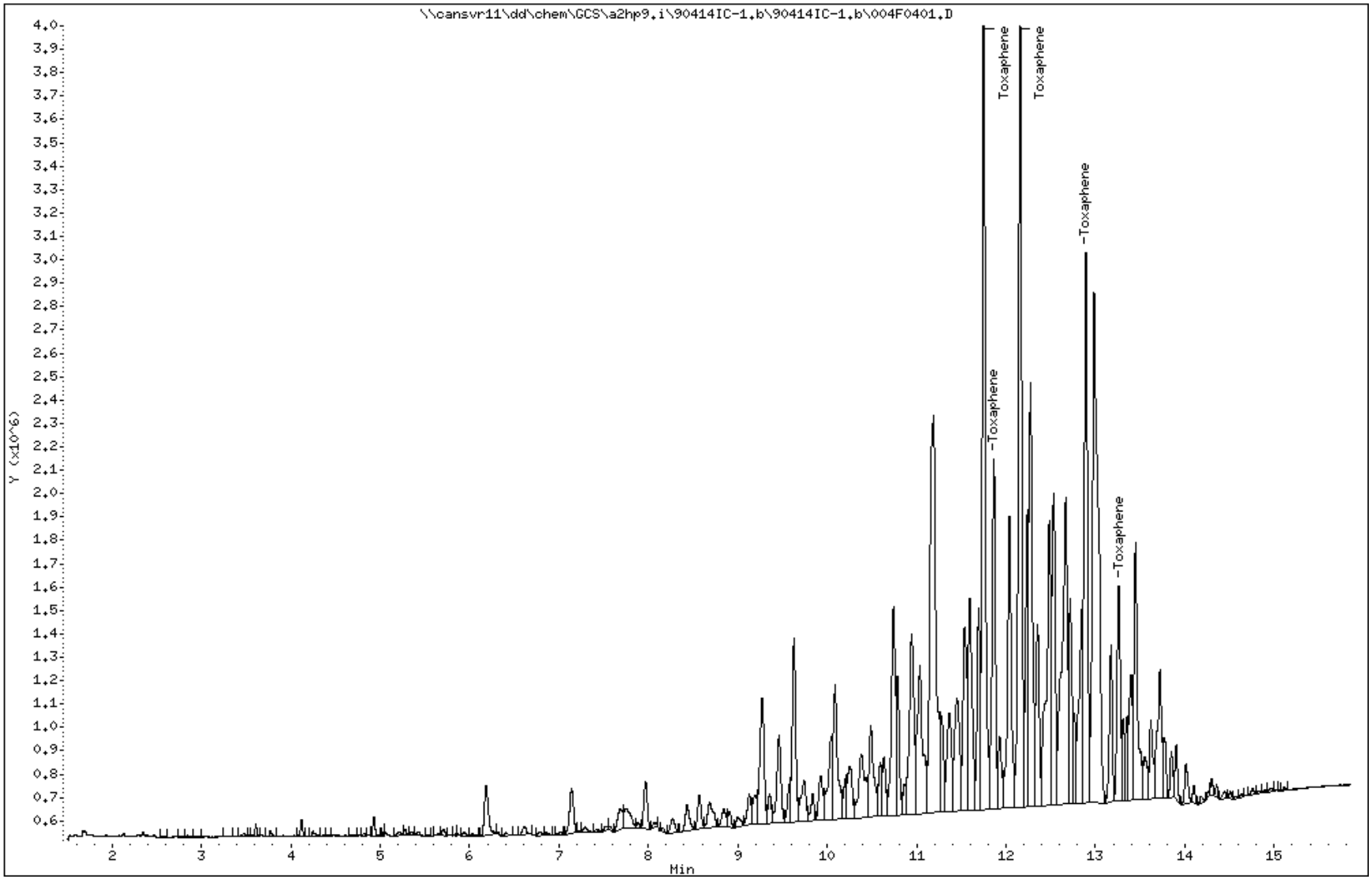

COMPOUNDS and EXP. RT REPORT

Operator: 093905 Date Acquired: 14-APR-2009 10:46
Data File: //cansvr11/dd/chem/GCS/a2hp9.i/90414IC-1.b/90414IC-1.b/004F0401.D
Lab Sample ID: TOX2 G098
Misc. Info: 16-TOXAPH.SUB
Instrument: a2hp9.i
Method: \\cansvr11\dd\chem\GCS\a2hp9.i\90414IC-1.b\PEST9.m\PEST9r.m
Dilution Factor: 1

Compound	RT	Area	Amount	Conc
23) Toxaphene	11.751	8526997	0.411	0.411

TestAmerica North Canton

PESTICIDES 8081/608

Data file : \\cansvr11\dd\chem\GCS\a2hp9.i\90414IC-1.b\90414IC-1.b\005F0501.D
Lab Smp Id: TOX3 G098
Inj Date : 14-APR-2009 11:09
Operator : 093905 Inst ID: a2hp9.i
Smp Info : TOX3 G098,,1,3
Misc Info :
Comment :
Method : \\cansvr11\dd\chem\GCS\a2hp9.i\90414IC-1.b\PEST9.m\PEST9r.m
Meth Date : 15-Apr-2009 11:11 vandorenc Quant Type: ESTD
Cal Date : 06-APR-2009 19:37 Cal File: 010F1001.D
Als bottle: 5 Calibration Sample, Level: 3
Dil Factor: 1.00000
Integrator: Falcon Compound Sublist: 16-toxaph.sub
Target Version: 4.14 Sample Matrix: None
Processing Host: CANPGCSV23

				AMOUNTS			
				CAL-AMT	ON-COL		
RT	EXP RT	DLT RT	RESPONSE	(ng)	(ng)	TARGET RANGE	RATIO
23 Toxaphene					CAS #: 8001-35-2		
11.751	11.751	0.000	7746968	1.00000	0.9103	80.00- 120.00	100.00
11.865	11.865	0.000	3375774	1.00000	0.8805	114.04- 154.04	43.58
12.157	12.157	0.000	7556678	1.00000	0.8893	115.64- 155.64	97.54
12.894	12.894	0.000	5295713	1.00000	0.8428	52.78- 92.78	68.36
13.261	13.261	0.000	2141524	1.00000	0.7528	69.36- 109.36	27.64
		Average of Peak Amounts =			0.85514		

Data File: \\cansvr11\dd\chem\GCS\a2hp9.i\90414IC-1.b\90414IC-1.b\005F0501.D

Page 1

Date : 14-APR-2009 11:09

Client ID:

Instrument: a2hp9.i

Sample Info: TOX3 G098,,1,3

Operator: 093905

Column phase: clp pesticides II

Column diameter: 0.53

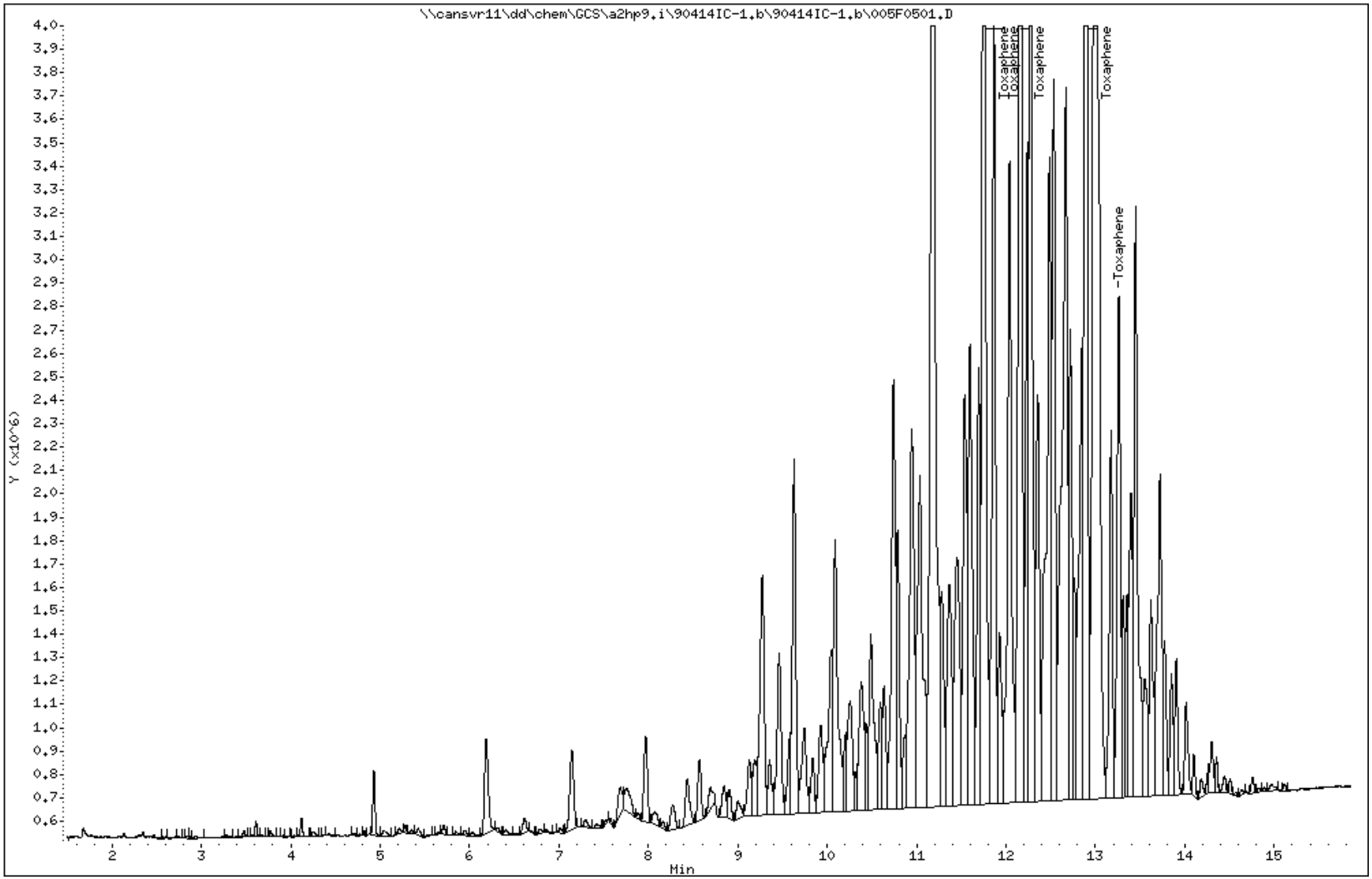

COMPOUNDS and EXP. RT REPORT

Operator: 093905 Date Acquired: 14-APR-2009 11:09
Data File: //cansvr11/dd/chem/GCS/a2hp9.i/90414IC-1.b/90414IC-1.b/005F0501.D
Lab Sample ID: TOX3 G098
Misc. Info:
Instrument: a2hp9.i
Method: \\cansvr11\dd\chem\GCS\a2hp9.i\90414IC-1.b\PEST9.m\PEST9r.m
Dilution Factor: 1

Compound	RT	Area	Amount	Conc
23) Toxaphene	11.752	18854918	0.910	0.910

TestAmerica North Canton

PESTICIDES 8081/608

Data file : \\cansvr11\dd\chem\GCS\a2hp9.i\90414IC-1.b\90414IC-1.b\006F0601.D
Lab Smp Id: TOX4 G098
Inj Date : 14-APR-2009 11:31
Operator : 093905 Inst ID: a2hp9.i
Smp Info : TOX4 G098,,1,4
Misc Info : 16-TOXAPH.SUB
Comment :
Method : \\cansvr11\dd\chem\GCS\a2hp9.i\90414IC-1.b\PEST9.m\PEST9r.m
Meth Date : 15-Apr-2009 11:11 vandorenc Quant Type: ESTD
Cal Date : 06-APR-2009 20:00 Cal File: 011F1101.D
Als bottle: 6 Calibration Sample, Level: 4
Dil Factor: 1.00000
Integrator: Falcon Compound Sublist: 16-TOXAPH.SUB
Target Version: 4.14 Sample Matrix: None
Processing Host: CANPGCSV23

				AMOUNTS			
				CAL-AMT	ON-COL		
RT	EXP RT	DLT RT	RESPONSE	(ng)	(ng)	TARGET RANGE	RATIO
23 Toxaphene					CAS #: 8001-35-2		
11.752	11.752	0.000	16359349	2.00000	1.988	80.00- 120.00	100.00
11.865	11.865	0.000	7243683	2.00000	1.977	114.04- 154.04	44.28
12.157	12.157	0.000	16331936	2.00000	2.005	115.64- 155.64	99.83
12.893	12.893	0.000	11403631	2.00000	1.940	52.78- 92.78	69.71
13.262	13.262	0.000	4903370	2.00000	1.922	69.36- 109.36	29.97
		Average of Peak Amounts =			1.96640		

Data File: \\cansvr11\dd\chem\GCS\a2hp9.i\90414IC-1.b\90414IC-1.b\006F0601.D

Date : 14-APR-2009 11:31

Client ID:

Instrument: a2hp9.i

Sample Info: TOX4 G098,,1,4

Operator: 093905

Column phase: clp pesticides II

Column diameter: 0.53

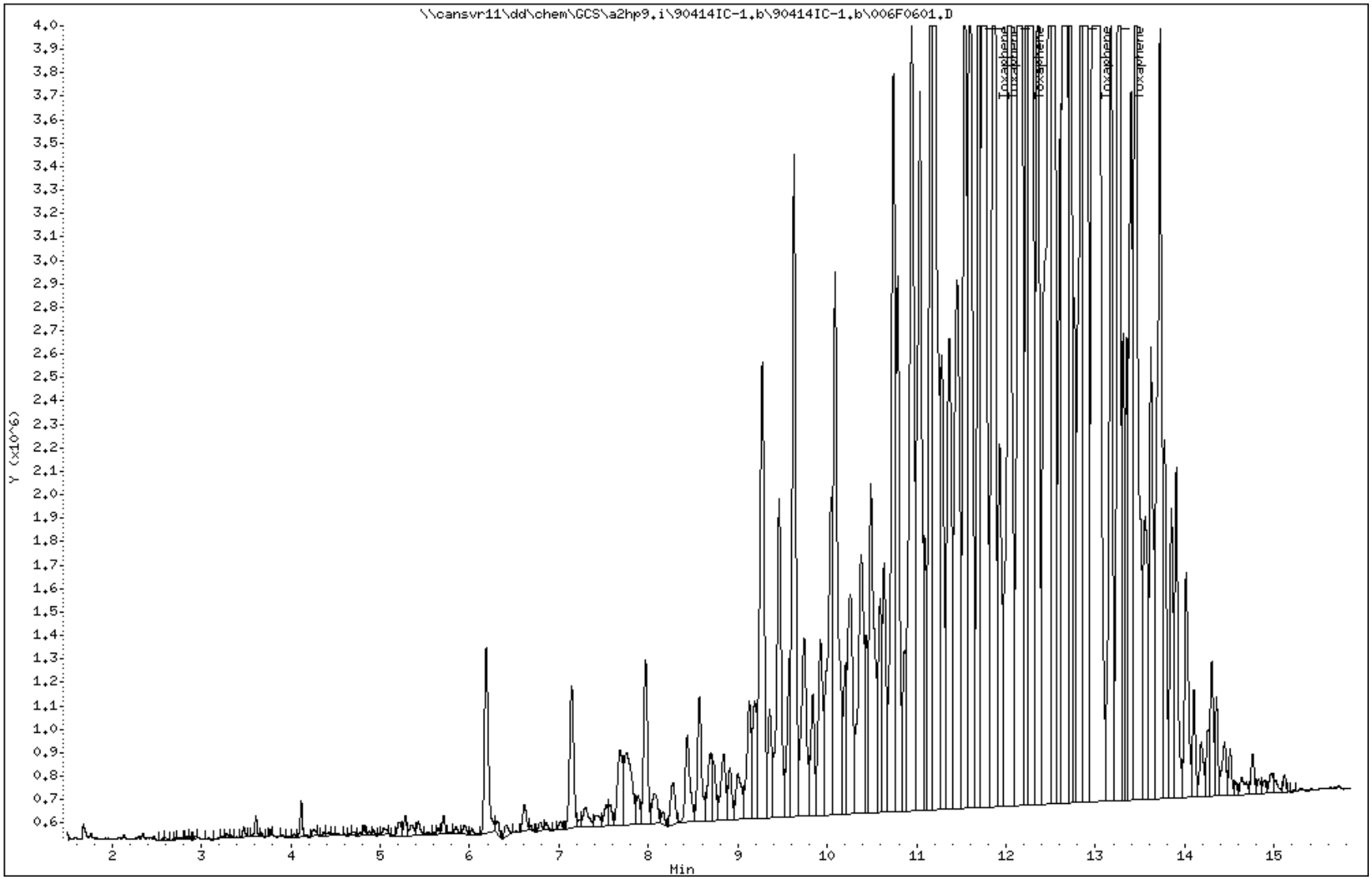

COMPOUNDS and EXP. RT REPORT

Operator: 093905 Date Acquired: 14-APR-2009 11:31
Data File: //cansvr11/dd/chem/GCS/a2hp9.i/90414IC-1.b/90414IC-1.b/006F0601.D
Lab Sample ID: TOX4 G098
Misc. Info: 16-TOXAPH.SUB
Instrument: a2hp9.i
Method: \\cansvr11\dd\chem\GCS\a2hp9.i\90414IC-1.b\PEST9.m\PEST9r.m
Dilution Factor: 1

Compound	RT	Area	Amount	Conc
23) Toxaphene	11.752	40019710	1.988	1.988

TestAmerica North Canton

PESTICIDES 8081/608

Data file : \\cansvr11\dd\chem\GCS\a2hp9.i\90414IC-1.b\90414IC-1.b\007F0701.D
Lab Smp Id: TOX5 G098
Inj Date : 14-APR-2009 11:54
Operator : 093905 Inst ID: a2hp9.i
Smp Info : TOX5 G098,,1,5
Misc Info : 16-TOXAPH.SUB
Comment :
Method : \\cansvr11\dd\chem\GCS\a2hp9.i\90414IC-1.b\PEST9.m\PEST9r.m
Meth Date : 15-Apr-2009 11:11 vandorenc Quant Type: ESTD
Cal Date : 06-APR-2009 20:22 Cal File: 012F1201.D
Als bottle: 7 Calibration Sample, Level: 5
Dil Factor: 1.00000
Integrator: Falcon Compound Sublist: 16-TOXAPH.SUB
Target Version: 4.14 Sample Matrix: None
Processing Host: CANPGCSV23

				AMOUNTS			
				CAL-AMT	ON-COL		
RT	EXP RT	DLT RT	RESPONSE	(ng)	(ng)	TARGET RANGE	RATIO
23 Toxaphene					CAS #: 8001-35-2		
11.750	11.750	0.000	45826843	5.00000	5.830	80.00- 120.00	100.00
11.865	11.865	0.000	20876483	5.00000	6.044	114.04- 154.04	45.56
12.156	12.156	0.000	46038098	5.00000	5.982	115.64- 155.64	100.46
12.894	12.894	0.000	33368217	5.00000	6.127	52.78- 92.78	72.81
13.260	13.260	0.000	15329812	5.00000	6.790	69.36- 109.36	33.45
		Average of Peak Amounts =			6.15460		

Data File: \\cansvr11\dd\chem\GCS\a2hp9.i\90414IC-1.b\90414IC-1.b\007F0701.D

Page 1

Date : 14-APR-2009 11:54

Client ID:

Instrument: a2hp9.i

Sample Info: TOX5 G098,,1,5

Operator: 093905

Column phase: clp pesticides II

Column diameter: 0.53

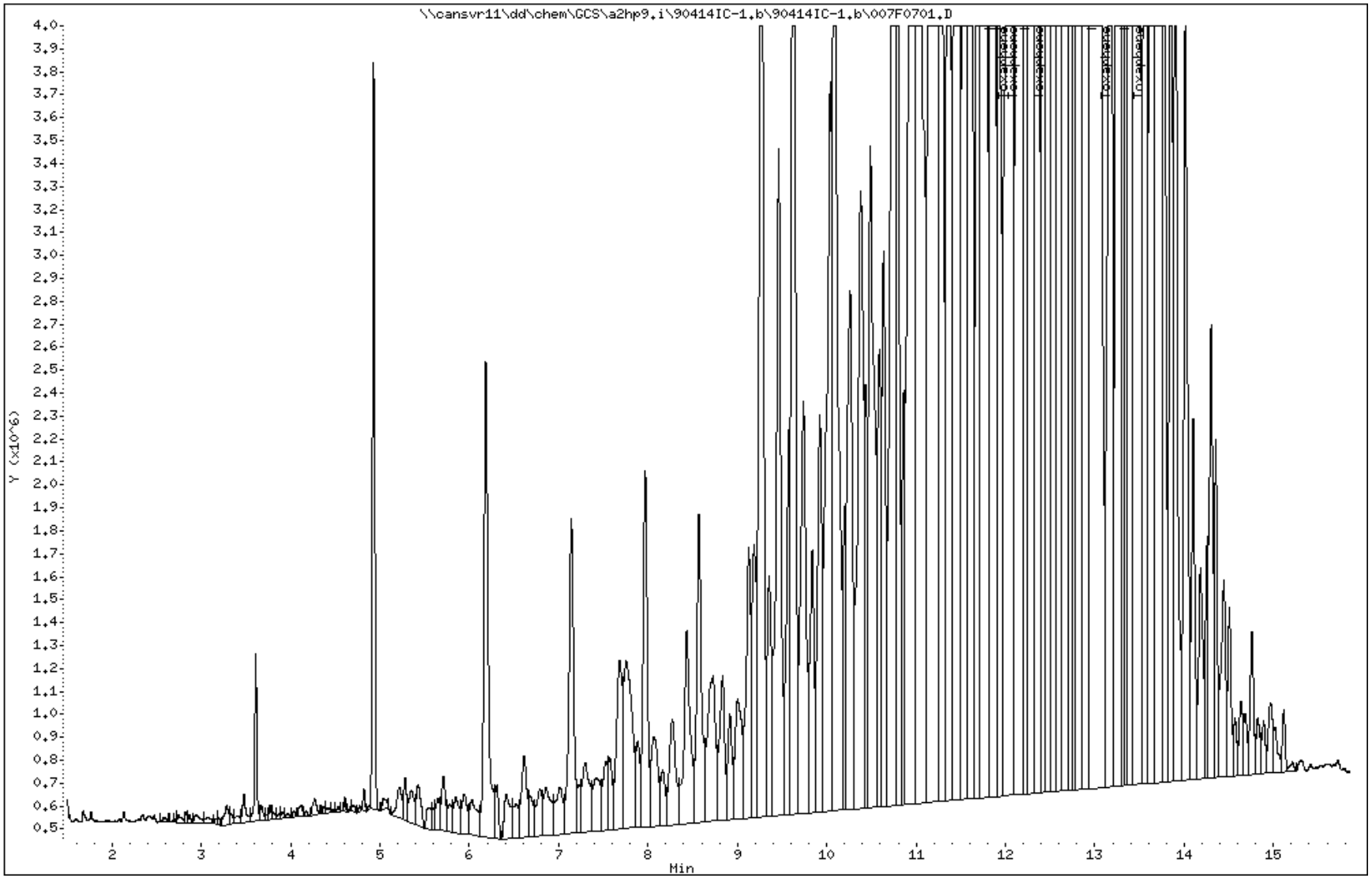

COMPOUNDS and EXP. RT REPORT

Operator: 093905 Date Acquired: 14-APR-2009 11:54
Data File: //cansvr11/dd/chem/GCS/a2hp9.i/90414IC-1.b/90414IC-1.b/007F0701.D
Lab Sample ID: TOX5 G098
Misc. Info: 16-TOXAPH.SUB
Instrument: a2hp9.i
Method: \\cansvr11\dd\chem\GCS\a2hp9.i\90414IC-1.b\PEST9.m\PEST9r.m
Dilution Factor: 1

Compound	RT	Area	Amount	Conc
23) Toxaphene	11.751	111617919	5.830	5.830

TestAmerica North Canton

PESTICIDES 8081/608

Data file : \\cansvr11\dd\chem\GCS\a2hp9.i\90414IC-1.b\90414IC-1.b\008F0801.D
Lab Smp Id: TC1 G025
Inj Date : 14-APR-2009 12:16
Operator : 093905 Inst ID: a2hp9.i
Smp Info : TC1 G025,,1,1
Misc Info : 15-TECHLOR.SUB
Comment :
Method : \\cansvr11\dd\chem\GCS\a2hp9.i\90414IC-1.b\PEST9.m\PEST9r.m
Meth Date : 15-Apr-2009 11:12 vandorenc Quant Type: ESTD
Cal Date : 06-APR-2009 18:53 Cal File: 008F0801.D
Als bottle: 8 Calibration Sample, Level: 1
Dil Factor: 1.00000
Integrator: Falcon Compound Sublist: 15-TECHLOR.SUB
Target Version: 4.14 Sample Matrix: None
Processing Host: CANPGCSV23

				AMOUNTS			
				CAL-AMT	ON-COL		
RT	EXP RT	DLT RT	RESPONSE	(ng)	(ng)	TARGET RANGE	RATIO
9 Tech Chlordane					CAS #: 57-74-9		
7.086	7.086	0.000	218457	0.02000	0.02387	0.00- 20.00	100.00
8.706	8.706	0.000	304388	0.02000	0.02803	0.00- 20.00	139.34
9.930	9.930	0.000	702679	0.02000	0.02366	0.00- 20.00	321.66
10.209	10.209	0.000	589380	0.02000	0.02369	0.00- 20.00	269.79
		Average of Peak Amounts =			0.02481		

Data File: \\cansvr11\dd\chem\GCS\a2hp9.i\90414IC-1.b\90414IC-1.b\008F0801.D

Page 1

Date : 14-APR-2009 12:16

Client ID:

Instrument: a2hp9.i

Sample Info: TC1 G025,,1,1

Operator: 093905

Column phase: clp pesticides II

Column diameter: 0.53

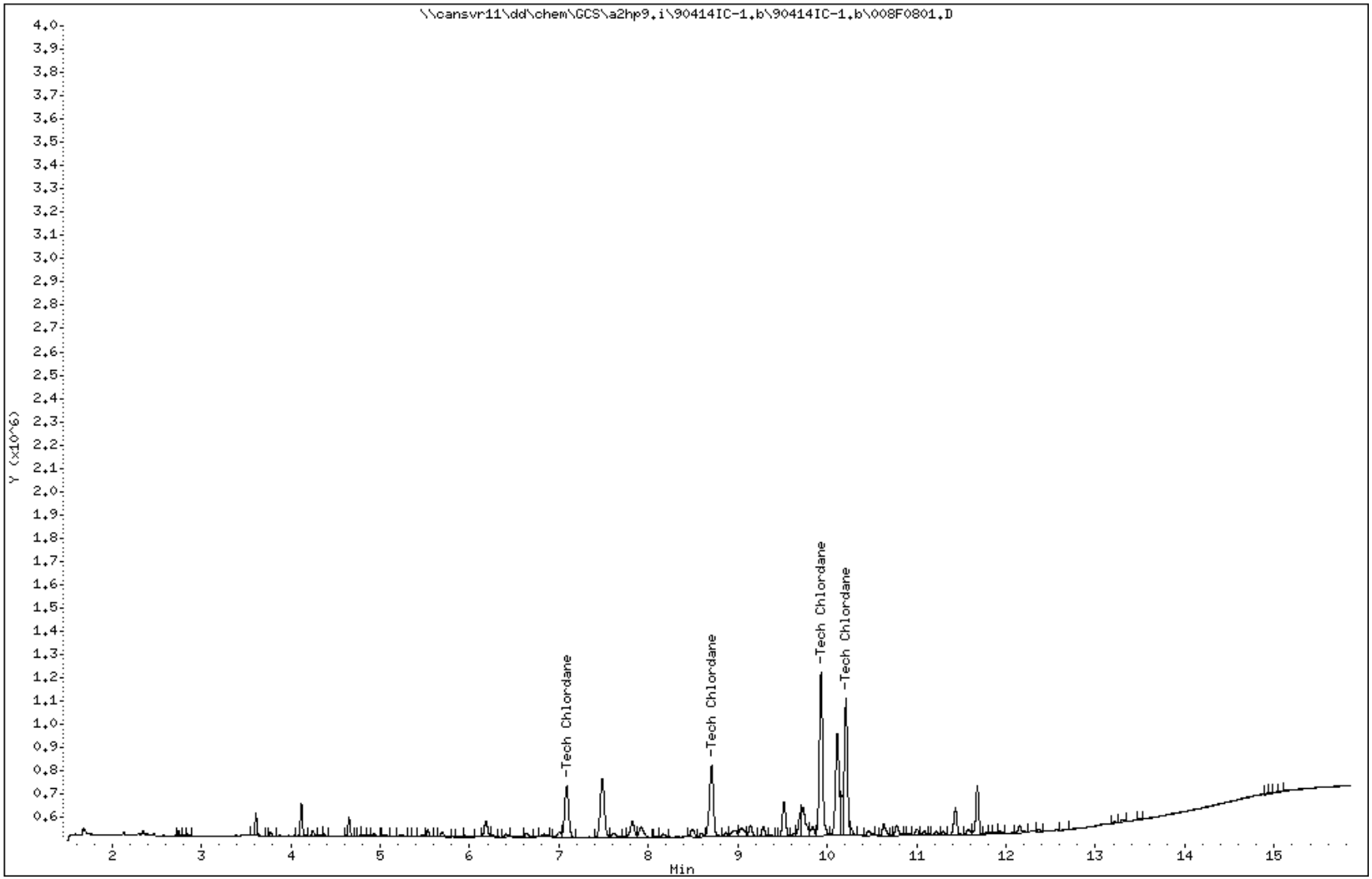

COMPOUNDS and EXP. RT REPORT

Operator: 093905 Date Acquired: 14-APR-2009 12:16
Data File: //cansvr11/dd/chem/GCS/a2hp9.i/90414IC-1.b/90414IC-1.b/008F0801.D
Lab Sample ID: TC1 G025
Misc. Info: 15-TECHLOR.SUB
Instrument: a2hp9.i
Method: \\cansvr11\dd\chem\GCS\a2hp9.i\90414IC-1.b\PEST9.m\PEST9r.m
Dilution Factor: 1

Compound	RT	Area	Amount	Conc
9) Tech Chlordane	7.086	682953	0.024	0.024

TestAmerica North Canton

PESTICIDES 8081/608

Data file : \\cansvr11\dd\chem\GCS\a2hp9.i\90414IC-1.b\90414IC-1.b\009F0901.D
Lab Smp Id: TC2 G025
Inj Date : 14-APR-2009 12:38
Operator : 093905 Inst ID: a2hp9.i
Smp Info : TC2 G025,,1,2
Misc Info : 15-TECHLOR.SUB
Comment :
Method : \\cansvr11\dd\chem\GCS\a2hp9.i\90414IC-1.b\PEST9.m\PEST9r.m
Meth Date : 15-Apr-2009 11:13 vandorenc Quant Type: ESTD
Cal Date : 06-APR-2009 19:15 Cal File: 009F0901.D
Als bottle: 9 Calibration Sample, Level: 2
Dil Factor: 1.00000
Integrator: Falcon Compound Sublist: 15-TECHLOR.SUB
Target Version: 4.14 Sample Matrix: None
Processing Host: CANPGCSV23

				AMOUNTS			
				CAL-AMT	ON-COL		
RT	EXP RT	DLT RT	RESPONSE	(ng)	(ng)	TARGET RANGE	RATIO
9 Tech Chlordane					CAS #: 57-74-9		
7.084	7.084	0.000	524576	0.05000	0.05530	0.00- 20.00	100.00
8.706	8.706	0.000	672177	0.05000	0.05893	0.00- 20.00	128.14
9.930	9.930	0.000	1717207	0.05000	0.05509	0.00- 20.00	327.35
10.209	10.209	0.000	1390529	0.05000	0.05397	0.00- 20.00	265.08
		Average of Peak Amounts =			0.05582		

Data File: \\cansvr11\dd\chem\GCS\a2hp9.i\90414IC-1.b\90414IC-1.b\009F0901.D

Page 1

Date : 14-APR-2009 12:38

Client ID:

Instrument: a2hp9.i

Sample Info: TC2 G025,,1,2

Operator: 093905

Column phase: clp pesticides II

Column diameter: 0.53

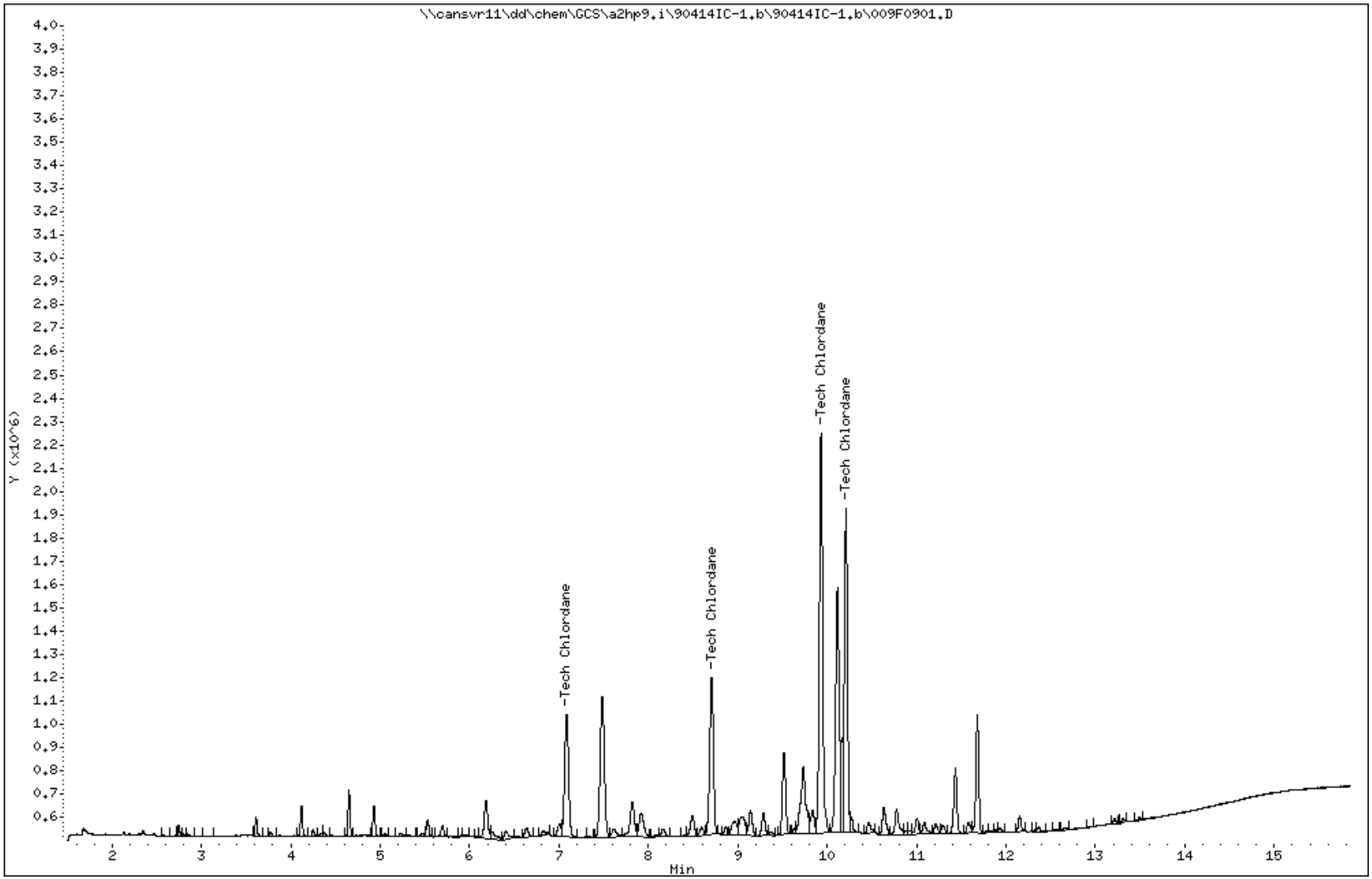

COMPOUNDS and EXP. RT REPORT

Operator: 093905 Date Acquired: 14-APR-2009 12:38
Data File: //cansvr11/dd/chem/GCS/a2hp9.i/90414IC-1.b/90414IC-1.b/009F0901.D
Lab Sample ID: TC2 G025
Misc. Info: 15-TECHLOR.SUB
Instrument: a2hp9.i
Method: \\cansvr11\dd\chem\GCS\a2hp9.i\90414IC-1.b\PEST9.m\PEST9r.m
Dilution Factor: 1

Compound	RT	Area	Amount	Conc
9) Tech Chlordane	7.084	1634264	0.055	0.055

TestAmerica North Canton

PESTICIDES 8081/608

Data file : \\cansvr11\dd\chem\GCS\a2hp9.i\90414IC-1.b\90414IC-1.b\010F1001.D
Lab Smp Id: TC3 G025
Inj Date : 14-APR-2009 13:01
Operator : 093905 Inst ID: a2hp9.i
Smp Info : TC3 G025,,1,3
Misc Info : 15-TECHLOR.SUB
Comment :
Method : \\cansvr11\dd\chem\GCS\a2hp9.i\90414IC-1.b\PEST9.m\PEST9r.m
Meth Date : 15-Apr-2009 11:13 vandorenc Quant Type: ESTD
Cal Date : 06-APR-2009 19:37 Cal File: 010F1001.D
Als bottle: 10 Calibration Sample, Level: 3
Dil Factor: 1.00000
Integrator: Falcon Compound Sublist: 15-TECHLOR.SUB
Target Version: 4.14 Sample Matrix: None
Processing Host: CANPGCSV23

				AMOUNTS			
				CAL-AMT	ON-COL		
RT	EXP RT	DLT RT	RESPONSE	(ng)	(ng)	TARGET RANGE	RATIO
9 Tech Chlordane					CAS #: 57-74-9		
7.085	7.085	0.000	1036913	0.10000	0.1056	0.00- 20.00	100.00
8.709	8.709	0.000	1274226	0.10000	0.1070	0.00- 20.00	122.89
9.930	9.930	0.000	3519481	0.10000	0.1086	0.00- 20.00	339.42
10.209	10.209	0.000	2833740	0.10000	0.1065	0.00- 20.00	273.29
		Average of Peak Amounts =			0.10693		

Data File: \\cansvr11\dd\chem\GCS\a2hp9.i\90414IC-1.b\90414IC-1.b\010F1001.D

Date : 14-APR-2009 13:01

Client ID:

Instrument: a2hp9.i

Sample Info: TC3 G025,,1,3

Operator: 093905

Column phase: clp pesticides II

Column diameter: 0.53

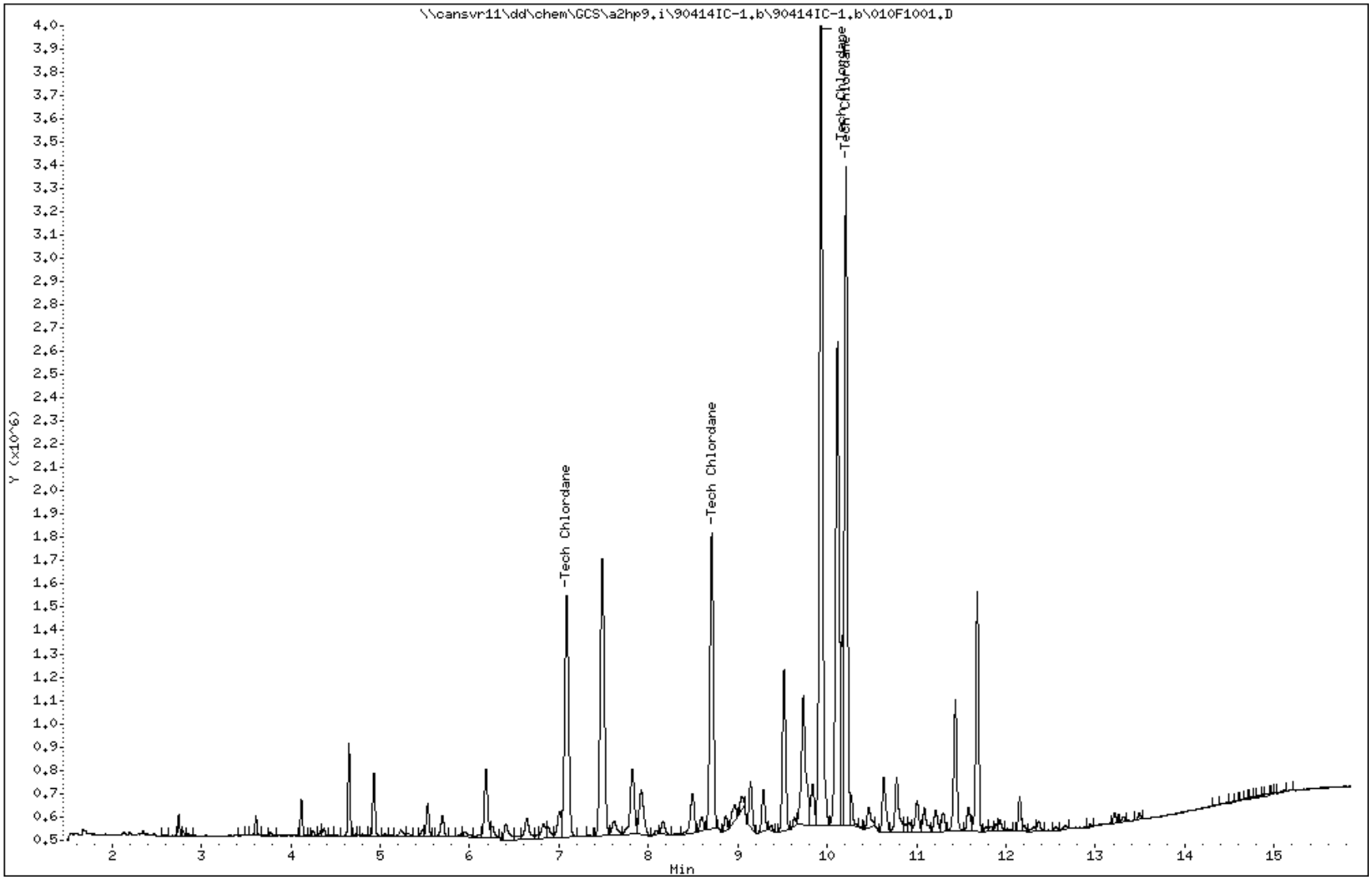

COMPOUNDS and EXP. RT REPORT

Operator: 093905 Date Acquired: 14-APR-2009 13:01
Data File: //cansvr11/dd/chem/GCS/a2hp9.i/90414IC-1.b/90414IC-1.b/010F1001.D
Lab Sample ID: TC3 G025
Misc. Info: 15-TECHLOR.SUB
Instrument: a2hp9.i
Method: \\cansvr11\dd\chem\GCS\a2hp9.i\90414IC-1.b\PEST9.m\PEST9r.m
Dilution Factor: 1

Compound	RT	Area	Amount	Conc
9) Tech Chlordane	7.086	3223033	0.106	0.106

TestAmerica North Canton

PESTICIDES 8081/608

Data file : \\cansvr11\dd\chem\GCS\a2hp9.i\90414IC-1.b\90414IC-1.b\011F1101.D
Lab Smp Id: TC4 G025
Inj Date : 14-APR-2009 13:23
Operator : 093905 Inst ID: a2hp9.i
Smp Info : TC4 G025,,1,4
Misc Info : 15-TECHLOR.SUB
Comment :
Method : \\cansvr11\dd\chem\GCS\a2hp9.i\90414IC-1.b\PEST9.m\PEST9r.m
Meth Date : 15-Apr-2009 11:13 vandorenc Quant Type: ESTD
Cal Date : 06-APR-2009 20:00 Cal File: 011F1101.D
Als bottle: 11 Calibration Sample, Level: 4
Dil Factor: 1.00000
Integrator: Falcon Compound Sublist: 15-TECHLOR.SUB
Target Version: 4.14 Sample Matrix: None
Processing Host: CANPGCSV23

				AMOUNTS			
				CAL-AMT	ON-COL		
RT	EXP RT	DLT RT	RESPONSE	(ng)	(ng)	TARGET RANGE	RATIO
9 Tech Chlordane					CAS #: 57-74-9		
7.085	7.085	0.000	2112863	0.20000	0.2059	0.00- 20.00	100.00
8.707	8.707	0.000	2537659	0.20000	0.2022	0.00- 20.00	120.11
9.929	9.929	0.000	7443922	0.20000	0.2189	0.00- 20.00	352.31
10.208	10.208	0.000	5881148	0.20000	0.2126	0.00- 20.00	278.35
		Average of Peak Amounts =			0.20990		

Data File: \\cansvr11\dd\chem\GCS\a2hp9.i\90414IC-1.b\90414IC-1.b\011F1101.D

Date : 14-APR-2009 13:23

Client ID:

Instrument: a2hp9.i

Sample Info: TC4 G025,,1,4

Operator: 093905

Column phase: clp pesticides II

Column diameter: 0.53

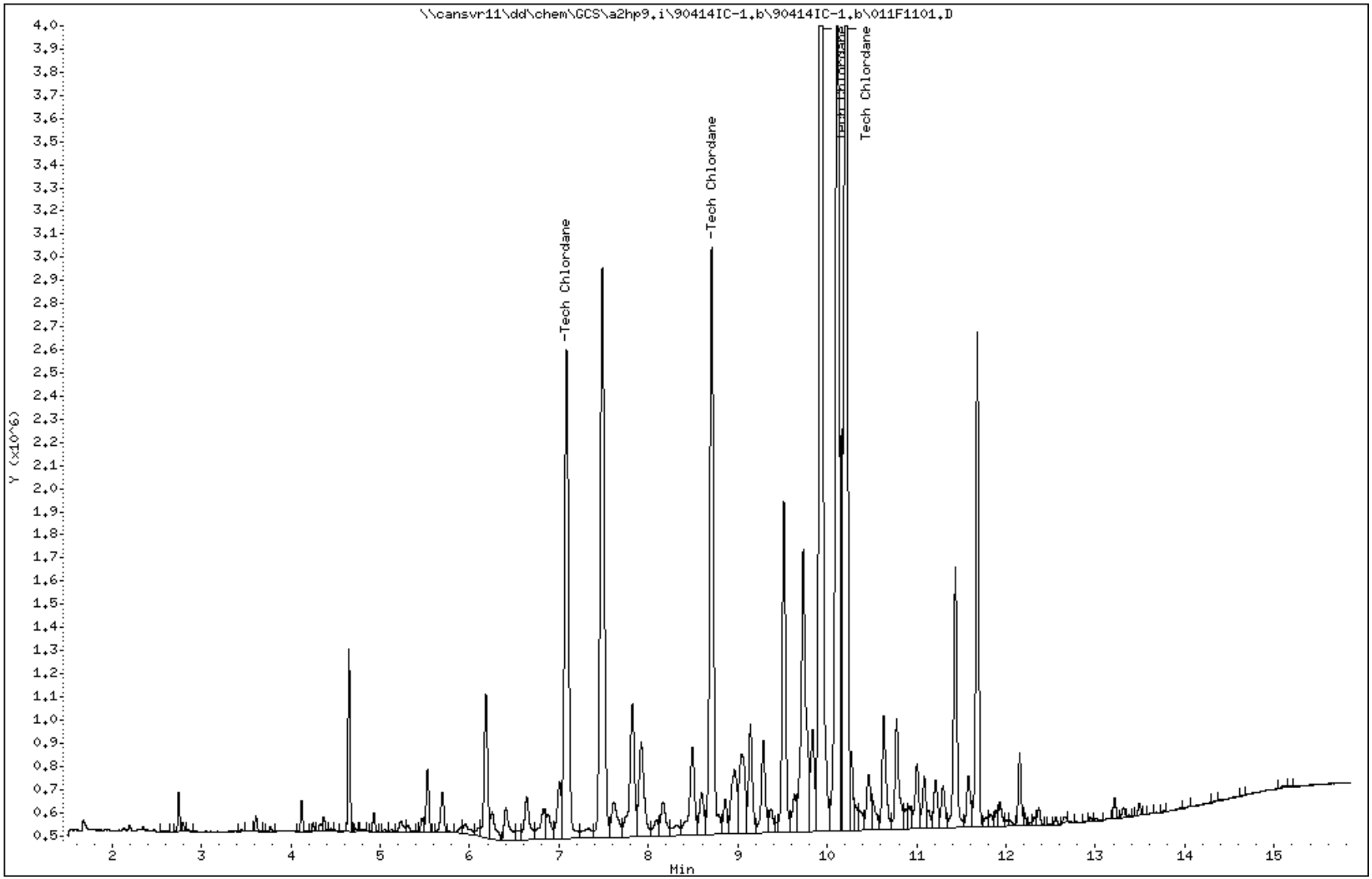

COMPOUNDS and EXP. RT REPORT

Operator: 093905 Date Acquired: 14-APR-2009 13:23
Data File: //cansvr11/dd/chem/GCS/a2hp9.i/90414IC-1.b/90414IC-1.b/011F1101.D
Lab Sample ID: TC4 G025
Misc. Info: 15-TECHLOR.SUB
Instrument: a2hp9.i
Method: \\cansvr11\dd\chem\GCS\a2hp9.i\90414IC-1.b\PEST9.m\PEST9r.m
Dilution Factor: 1

Compound	RT	Area	Amount	Conc
9) Tech Chlordane	7.085	6811834	0.206	0.206

TestAmerica North Canton

PESTICIDES 8081/608

Data file : \\cansvr11\dd\chem\GCS\a2hp9.i\90414IC-1.b\90414IC-1.b\012F1201.D
Lab Smp Id: TC5 G025
Inj Date : 14-APR-2009 13:46
Operator : 093905 Inst ID: a2hp9.i
Smp Info : TC5 G025,,1,5
Misc Info : 15-TECHLOR.SUB
Comment :
Method : \\cansvr11\dd\chem\GCS\a2hp9.i\90414IC-1.b\PEST9.m\PEST9r.m
Meth Date : 15-Apr-2009 11:13 vandorenc Quant Type: ESTD
Cal Date : 06-APR-2009 20:22 Cal File: 012F1201.D
Als bottle: 12 Calibration Sample, Level: 5
Dil Factor: 1.00000
Integrator: Falcon Compound Sublist: 15-TECHLOR.SUB
Target Version: 4.14 Sample Matrix: None
Processing Host: CANPGCSV23

				AMOUNTS			
				CAL-AMT	ON-COL		
RT	EXP RT	DLT RT	RESPONSE	(ng)	(ng)	TARGET RANGE	RATIO
9 Tech Chlordane					CAS #: 57-74-9		
7.083	7.083	0.000	5641965	0.50000	0.5260	0.00- 20.00	100.00
8.707	8.707	0.000	6254311	0.50000	0.4695	0.00- 20.00	110.85
9.929	9.929	0.000	20161900	0.50000	0.5532	0.00- 20.00	357.36
10.208	10.208	0.000	15656655	0.50000	0.5350	0.00- 20.00	277.50
		Average of Peak Amounts =			0.52093		

Data File: \\cansvr11\dd\chem\GCS\a2hp9.i\90414IC-1.b\90414IC-1.b\012F1201.D

Date : 14-APR-2009 13:46

Client ID:

Instrument: a2hp9.i

Sample Info: TC5 G025,,1,5

Operator: 093905

Column phase: clp pesticides II

Column diameter: 0.53

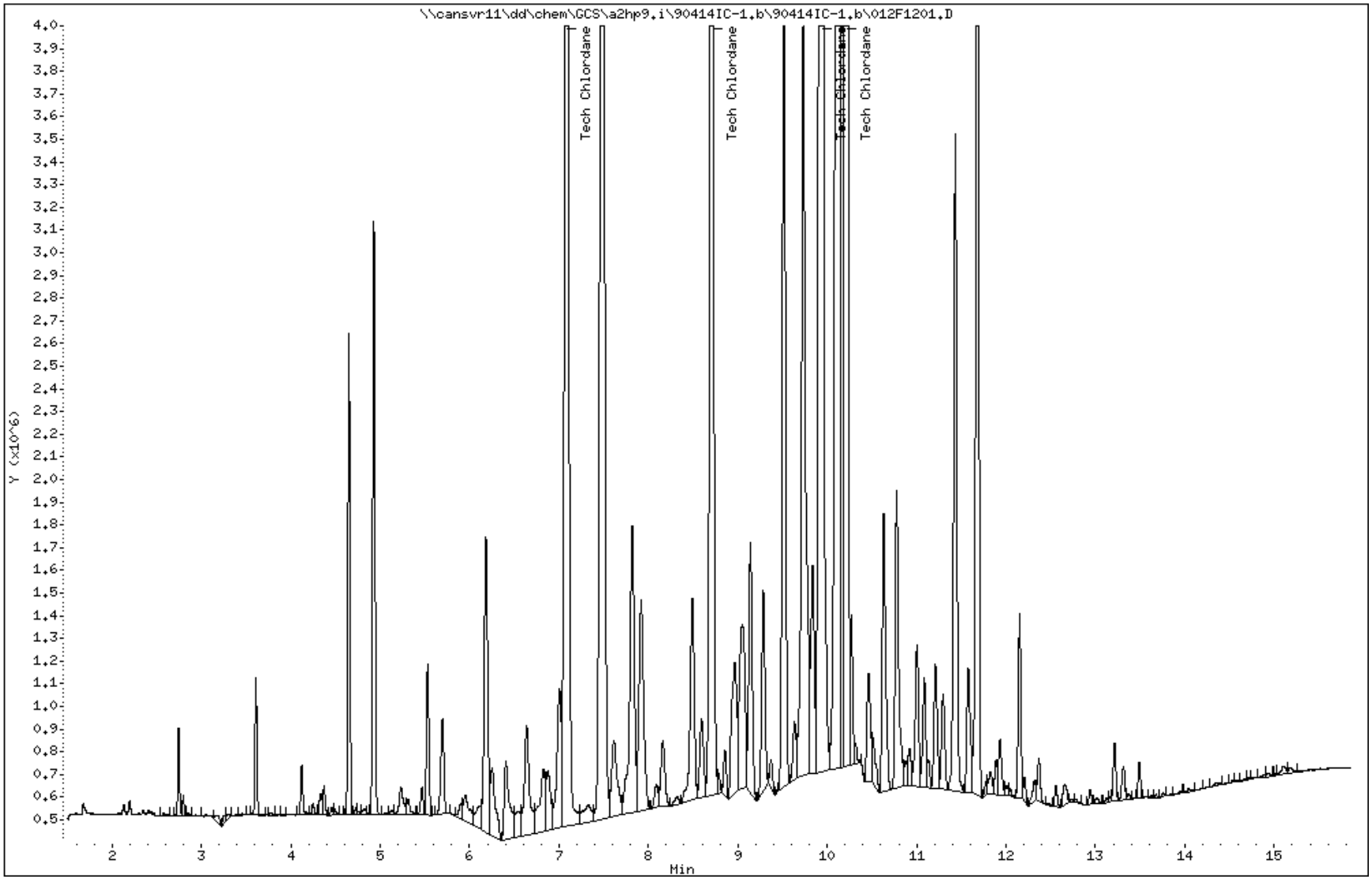

COMPOUNDS and EXP. RT REPORT

Operator: 093905 Date Acquired: 14-APR-2009 13:46
Data File: //cansvr11/dd/chem/GCS/a2hp9.i/90414IC-1.b/90414IC-1.b/012F1201.D
Lab Sample ID: TC5 G025
Misc. Info: 15-TECHLOR.SUB
Instrument: a2hp9.i
Method: \\cansvr11\dd\chem\GCS\a2hp9.i\90414IC-1.b\PEST9.m\PEST9r.m
Dilution Factor: 1

Compound	RT	Area	Amount	Conc
9) Tech Chlordane	7.084	17642561	0.526	0.526

TestAmerica North Canton

PESTICIDES 8081/608

Data file : \\cansvr11\dd\chem\GCS\a2hp9.i\90414IC-1.b\90414IC-1.b\013F1301.D
Lab Smp Id: AB1 G002
Inj Date : 14-APR-2009 14:08
Operator : 093905 Inst ID: a2hp9.i
Smp Info : AB1 G002,,1,1
Misc Info : 1-AB.SUB
Comment :
Method : \\cansvr11\dd\chem\GCS\a2hp9.i\90414IC-1.b\PEST9.m\PEST9r.m
Meth Date : 15-Apr-2009 11:17 vandorenc Quant Type: ESTD
Cal Date : 06-APR-2009 18:53 Cal File: 008F0801.D
Als bottle: 13 Calibration Sample, Level: 1
Dil Factor: 1.00000
Integrator: Falcon Compound Sublist: 1-AB.SUB
Target Version: 4.14 Sample Matrix: None
Processing Host: CANPGCSV23

RT	EXP RT	DLT RT	RESPONSE	AMOUNTS CAL-AMT (ng)	ON-COL (ng)	TARGET RANGE	RATIO
$ 1 Tetrachloro-m-xylene						CAS #: 877-09-8	
4.604	4.604	0.000	3243870	0.00500	0.005215		
4 alpha-BHC						CAS #: 319-84-6	
5.634	5.634	0.000	5095786	0.00500	0.005800		
5 gamma-BHC (Lindane)						CAS #: 58-89-9	
6.380	6.380	0.000	4681887	0.00500	0.006035		
6 beta-BHC						CAS #: 319-85-7	
6.608	6.608	0.000	777661	0.00500	0.006510		
7 delta-BHC						CAS #: 319-86-8	
7.366	7.366	0.000	1395587	0.00500	0.005463		
8 Heptachlor						CAS #: 76-44-8	
7.483	7.483	0.000	1386111	0.00500	0.006272		
10 Aldrin						CAS #: 309-00-2	
8.281	8.281	0.000	4514267	0.00500	0.005844		
12 Heptachlor epoxide						CAS #: 1024-57-3	
9.564	9.564	0.000	3858427	0.00500	0.006119		
13 gamma-Chlordane						CAS #: 5103-74-2	
9.930	9.930	0.000	3771764	0.00500	0.005897		
14 alpha-Chlordane						CAS #: 5103-71-9	
10.208	10.208	0.000	3593084	0.00500	0.005825		

```
   15 Endosulfan I                                CAS #: 959-98-8
10.279  10.279    0.000         1408086 0.00500  0.006015
--------------------------------------------------------------------------------
```

				AMOUNTS			
				CAL-AMT	ON-COL		
RT	EXP RT	DLT RT	RESPONSE	(ng)	(ng)	TARGET RANGE	RATIO
16 4,4'-DDE						CAS #: 72-55-9	
10.591	10.591	0.000	3151742	0.00500	0.005371		
17 Dieldrin						CAS #: 60-57-1	
10.765	10.765	0.000	1455452	0.00500	0.005458		
18 Endrin						CAS #: 72-20-8	
11.261	11.261	0.000	1308760	0.00500	0.005609		
21 4,4'-DDD						CAS #: 72-54-8	
11.542	11.542	0.000	2200214	0.00500	0.005561		
22 Endosulfan II						CAS #: 33213-65-9	
11.611	11.611	0.000	1229640	0.00500	0.005614		
24 4,4'-DDT						CAS #: 50-29-3	
12.015	12.015	0.000	1546663	0.00500	0.004095		
25 Endrin aldehyde						CAS #: 7421-93-4	
12.147	12.147	0.000	870714	0.00500	0.005293		
26 Endosulfan sulfate						CAS #: 1031-07-8	
12.558	12.558	0.000	1032419	0.00500	0.005238		
27 Methoxychlor						CAS #: 72-43-5	
13.046	13.046	0.000	388066	0.00500	0.004688		
29 Endrin ketone						CAS #: 53494-70-5	
13.303	13.303	0.000	1080050	0.00500	0.005044		
$ 30 Decachlorobiphenyl						CAS #: 2051-24-3	
15.060	15.060	0.000	784666	0.00500	0.005558		

Data File: \\cansvr11\dd\chem\GCS\a2hp9.i\90414IC-1.b\90414IC-1.b\013F1301.D

Date : 14-APR-2009 14:08

Client ID:

Instrument: a2hp9.i

Sample Info: AB1 G002,,1,1

Operator: 093905

Column phase: clp pesticides II

Column diameter: 0.53

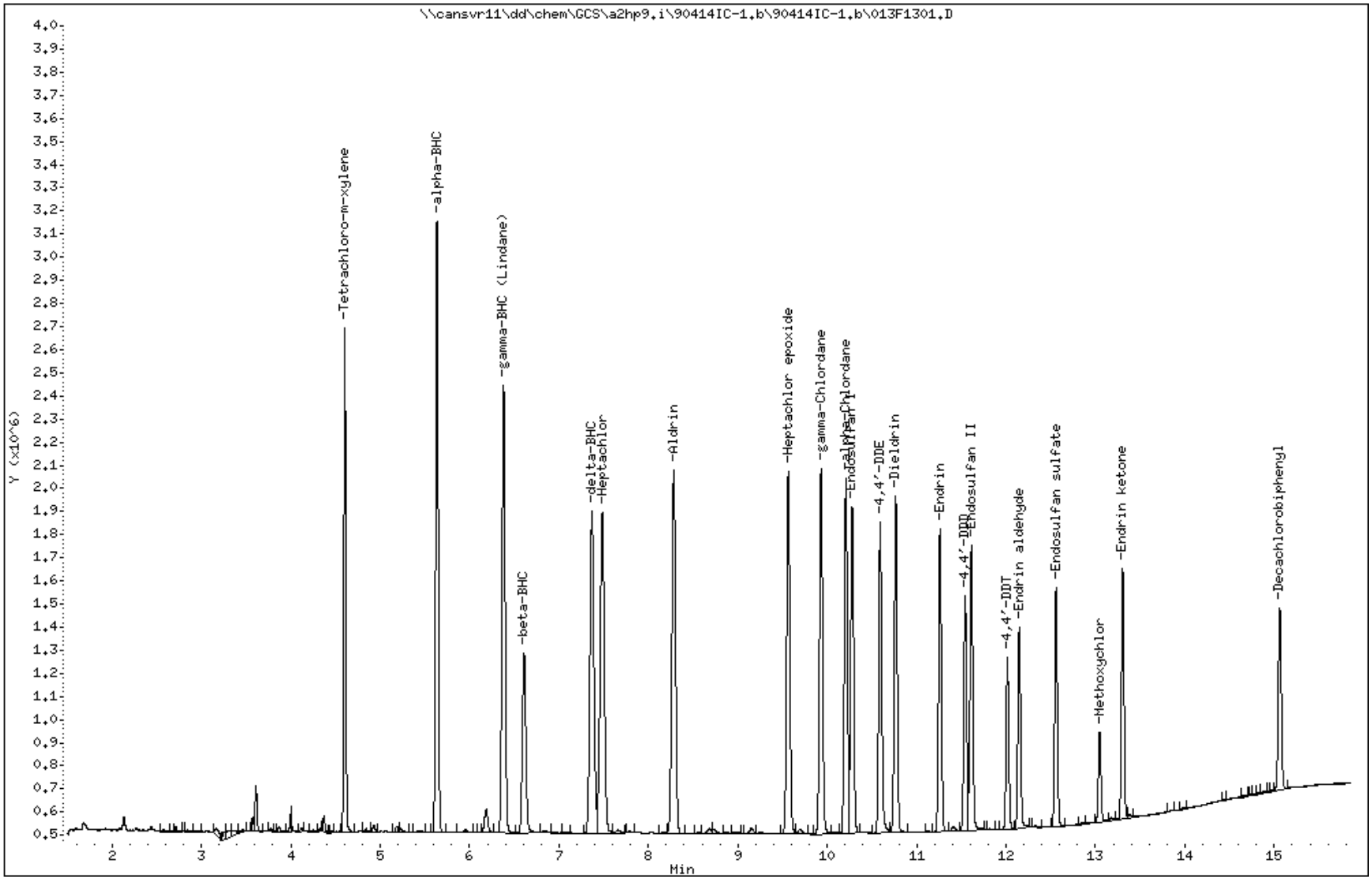

COMPOUNDS and EXP. RT REPORT

Operator: 093905 Date Acquired: 14-APR-2009 14:08
Data File: //cansvr11/dd/chem/GCS/a2hp9.i/90414IC-1.b/90414IC-1.b/013F1301.D
Lab Sample ID: AB1 G002
Misc. Info: 1-AB.SUB
Instrument: a2hp9.i
Method: \\cansvr11\dd\chem\GCS\a2hp9.i\90414IC-1.b\PEST9.m\PEST9r.m
Dilution Factor: 1

Compound	RT	Area	Amount	Conc
1) Tetrachloro-m-xylene	4.604	3243870	0.005	0.005
4) alpha-BHC	5.634	5095786	0.006	0.006
5) gamma-BHC (Lindane)	6.380	4681887	0.006	0.006
6) beta-BHC	6.609	2124954	0.007	0.007
7) delta-BHC	7.367	4336048	0.005	0.005
8) Heptachlor	7.484	4558577	0.006	0.006
10) Aldrin	8.282	4514267	0.006	0.006
12) Heptachlor epoxide	9.564	3858427	0.006	0.006
13) gamma-Chlordane	9.930	3771764	0.006	0.006
14) alpha-Chlordane	10.209	3593084	0.006	0.006
15) Endosulfan I	10.279	3305235	0.006	0.006
16) 4,4'-DDE	10.592	3151742	0.005	0.005
17) Dieldrin	10.765	3288687	0.005	0.005
18) Endrin	11.261	2825619	0.006	0.006
21) 4,4'-DDD	11.543	2200214	0.006	0.006
22) Endosulfan II	11.612	2695578	0.006	0.006
24) 4,4'-DDT	12.015	1546663	0.004	0.004
25) Endrin aldehyde	12.148	1871732	0.005	0.005
26) Endosulfan sulfate	12.559	2099198	0.005	0.005
27) Methoxychlor	13.047	791168	0.005	0.005
29) Endrin ketone	13.304	2156478	0.005	0.005
30) Decachlorobiphenyl	15.060	1836324	0.006	0.006

TestAmerica North Canton

PESTICIDES 8081/608

Data file : \\cansvr11\dd\chem\GCS\a2hp9.i\90414IC-1.b\90414IC-1.b\014F1401.D
Lab Smp Id: AB2 G003
Inj Date : 14-APR-2009 14:30
Operator : 093905 Inst ID: a2hp9.i
Smp Info : AB2 G003,,1,2
Misc Info : 1-AB.SUB
Comment :
Method : \\cansvr11\dd\chem\GCS\a2hp9.i\90414IC-1.b\PEST9.m\PEST9r.m
Meth Date : 15-Apr-2009 11:27 vandorenc Quant Type: ESTD
Cal Date : 06-APR-2009 19:15 Cal File: 009F0901.D
Als bottle: 14 Calibration Sample, Level: 2
Dil Factor: 1.00000
Integrator: Falcon Compound Sublist: 1-AB.SUB
Target Version: 4.14 Sample Matrix: None
Processing Host: CANPGCSV23

				AMOUNTS			
				CAL-AMT	ON-COL		
RT	EXP RT	DLT RT	RESPONSE	(ng)	(ng)	TARGET RANGE	RATIO
$ 1 Tetrachloro-m-xylene						CAS #: 877-09-8	
4.603	4.603	0.000	6229284	0.01000	0.009566		
4 alpha-BHC						CAS #: 319-84-6	
5.635	5.635	0.000	10192424	0.01000	0.008885		
5 gamma-BHC (Lindane)						CAS #: 58-89-9	
6.380	6.380	0.000	9172380	0.01000	0.009177		
6 beta-BHC						CAS #: 319-85-7	
6.608	6.608	0.000	1434041	0.01000	0.009596		
7 delta-BHC						CAS #: 319-86-8	
7.368	7.368	0.000	2770880	0.01000	0.008756		
8 Heptachlor						CAS #: 76-44-8	
7.484	7.484	0.000	2636066	0.01000	0.009479		
10 Aldrin						CAS #: 309-00-2	
8.284	8.284	0.000	8798251	0.01000	0.009385		
12 Heptachlor epoxide						CAS #: 1024-57-3	
9.564	9.564	0.000	7269694	0.01000	0.009674		
13 gamma-Chlordane						CAS #: 5103-74-2	
9.931	9.931	0.000	7076872	0.01000	0.009284		
14 alpha-Chlordane						CAS #: 5103-71-9	
10.208	10.208	0.000	6734996	0.01000	0.009444		

```
   15 Endosulfan I                                CAS #: 959-98-8
10.277  10.277    0.000         2670714 0.01000  0.009732
--------------------------------------------------------------------------------
```

				AMOUNTS			
				CAL-AMT	ON-COL		
RT	EXP RT	DLT RT	RESPONSE	(ng)	(ng)	TARGET RANGE	RATIO
16 4,4'-DDE					CAS #: 72-55-9		
10.591	10.591	0.000	5985002	0.01000	0.009219		
17 Dieldrin					CAS #: 60-57-1		
10.766	10.766	0.000	2791238	0.01000	0.009324		
18 Endrin					CAS #: 72-20-8		
11.261	11.261	0.000	2494152	0.01000	0.009286		
21 4,4'-DDD					CAS #: 72-54-8		
11.542	11.542	0.000	4139447	0.01000	0.009096		
22 Endosulfan II					CAS #: 33213-65-9		
11.611	11.611	0.000	2240517	0.01000	0.009398		
24 4,4'-DDT					CAS #: 50-29-3		
12.014	12.014	0.000	2874468	0.01000	0.008497		
25 Endrin aldehyde					CAS #: 7421-93-4		
12.146	12.146	0.000	1571591	0.01000	0.009284		
26 Endosulfan sulfate					CAS #: 1031-07-8		
12.559	12.559	0.000	1869508	0.01000	0.009093		
27 Methoxychlor					CAS #: 72-43-5		
13.046	13.046	0.000	697170	0.01000	0.009191		
29 Endrin ketone					CAS #: 53494-70-5		
13.304	13.304	0.000	1955549	0.01000	0.009320		
$ 30 Decachlorobiphenyl					CAS #: 2051-24-3		
15.060	15.060	0.000	1357792	0.01000	0.009919		

Data File: \\cansvr11\dd\chem\GCS\a2hp9.i\90414IC-1.b\90414IC-1.b\014F1401.D
Date : 14-APR-2009 14:30
Client ID:
Sample Info: AB2 G003,,1,2

Instrument: a2hp9.i
Operator: 093905
Column diameter: 0.53

Column phase: clp pesticides II

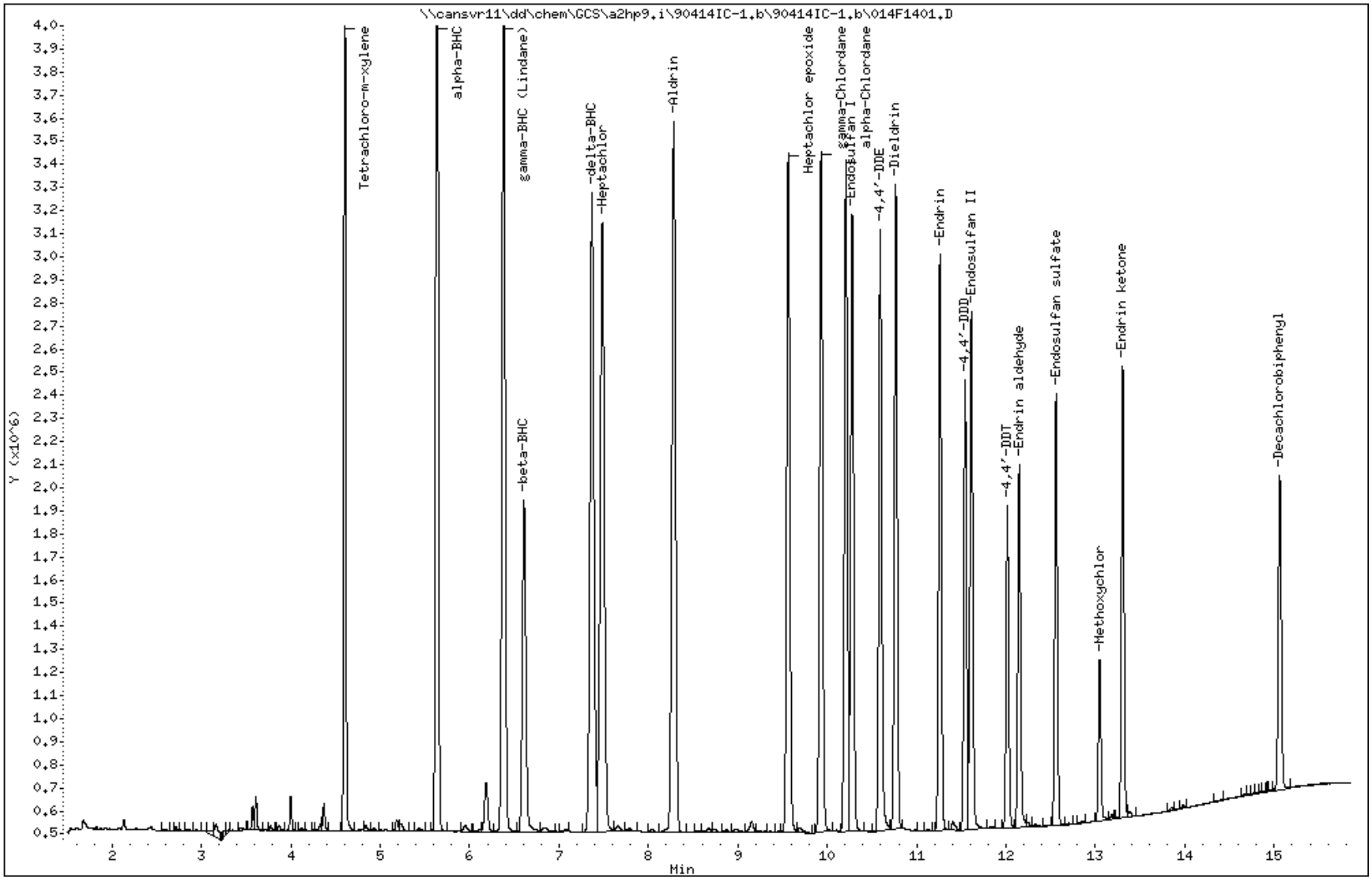

1968
North Canton

COMPOUNDS and EXP. RT REPORT

Operator: 093905 Date Acquired: 14-APR-2009 14:30
Data File: //cansvr11/dd/chem/GCS/a2hp9.i/90414IC-1.b/90414IC-1.b/014F1401.D
Lab Sample ID: AB2 G003
Misc. Info: 1-AB.SUB
Instrument: a2hp9.i
Method: \\cansvr11\dd\chem\GCS\a2hp9.i\90414IC-1.b\PEST9.m\PEST9r.m
Dilution Factor: 1

Compound	RT	Area	Amount	Conc
1) Tetrachloro-m-xylene	4.604	6229284	0.010	0.010
4) alpha-BHC	5.635	10192424	0.009	0.009
5) gamma-BHC (Lindane)	6.380	9172380	0.009	0.009
6) beta-BHC	6.609	3912334	0.010	0.010
7) delta-BHC	7.369	8436855	0.009	0.009
8) Heptachlor	7.484	8590640	0.009	0.009
10) Aldrin	8.284	8798251	0.009	0.009
12) Heptachlor epoxide	9.564	7269694	0.010	0.010
13) gamma-Chlordane	9.931	7076872	0.009	0.009
14) alpha-Chlordane	10.209	6734996	0.009	0.009
15) Endosulfan I	10.278	6182371	0.010	0.010
16) 4,4'-DDE	10.592	5985002	0.009	0.009
17) Dieldrin	10.766	6187266	0.009	0.009
18) Endrin	11.261	5314866	0.009	0.009
21) 4,4'-DDD	11.543	4139447	0.009	0.009
22) Endosulfan II	11.612	4946163	0.009	0.009
24) 4,4'-DDT	12.014	2874468	0.008	0.008
25) Endrin aldehyde	12.147	3363649	0.009	0.009
26) Endosulfan sulfate	12.559	3807960	0.009	0.009
27) Methoxychlor	13.046	1407750	0.009	0.009
29) Endrin ketone	13.304	3873722	0.009	0.009
30) Decachlorobiphenyl	15.060	3183406	0.010	0.010

TestAmerica North Canton

PESTICIDES 8081/608

Data file : \\cansvr11\dd\chem\GCS\a2hp9.i\90414IC-1.b\90414IC-1.b\015F1501.D
Lab Smp Id: AB3 G004
Inj Date : 14-APR-2009 14:53
Operator : 093905 Inst ID: a2hp9.i
Smp Info : AB3 G004,,1,3
Misc Info : 1-AB.SUB
Comment :
Method : \\cansvr11\dd\chem\GCS\a2hp9.i\90414IC-1.b\PEST9.m\PEST9r.m
Meth Date : 15-Apr-2009 11:26 vandorenc Quant Type: ESTD
Cal Date : 06-APR-2009 19:37 Cal File: 010F1001.D
Als bottle: 15 Calibration Sample, Level: 3
Dil Factor: 1.00000
Integrator: Falcon Compound Sublist: 1-AB.SUB
Target Version: 4.14 Sample Matrix: None
Processing Host: CANPGCSV23

RT	EXP RT	DLT RT	RESPONSE	AMOUNTS CAL-AMT (ng)	ON-COL (ng)	TARGET RANGE	RATIO
$ 1 Tetrachloro-m-xylene						CAS #: 877-09-8	
4.604	4.604	0.000	15757822	0.02500	0.02511		
4 alpha-BHC						CAS #: 319-84-6	
5.635	5.635	0.000	27681066	0.02500	0.02959		
5 gamma-BHC (Lindane)						CAS #: 58-89-9	
6.380	6.380	0.000	24513661	0.02500	0.02944		
6 beta-BHC						CAS #: 319-85-7	
6.609	6.609	0.000	3545283	0.02500	0.02816		
7 delta-BHC						CAS #: 319-86-8	
7.368	7.368	0.000	7498163	0.02500	0.02796		
8 Heptachlor						CAS #: 76-44-8	
7.484	7.484	0.000	6854715	0.02500	0.02947		
10 Aldrin						CAS #: 309-00-2	
8.283	8.283	0.000	22754168	0.02500	0.02809		
12 Heptachlor epoxide						CAS #: 1024-57-3	
9.565	9.565	0.000	18331572	0.02500	0.02790		
13 gamma-Chlordane						CAS #: 5103-74-2	
9.930	9.930	0.000	18201322	0.02500	0.02732		
14 alpha-Chlordane						CAS #: 5103-71-9	
10.209	10.209	0.000	17092581	0.02500	0.02673		

```
   15 Endosulfan I                              CAS #: 959-98-8
10.280  10.280    0.000         6743987 0.02500  0.02773
--------------------------------------------------------------------------------
```

RT	EXP RT	DLT RT	RESPONSE	AMOUNTS CAL-AMT (ng)	ON-COL (ng)	TARGET RANGE	RATIO
16 4,4'-DDE						CAS #: 72-55-9	
10.592	10.592	0.000	15242431	0.02500	0.02538		
17 Dieldrin						CAS #: 60-57-1	
10.766	10.766	0.000	7303405	0.02500	0.02665		
18 Endrin						CAS #: 72-20-8	
11.260	11.260	0.000	6464010	0.02500	0.02684		
21 4,4'-DDD						CAS #: 72-54-8	
11.542	11.542	0.000	10512365	0.02500	0.02585		
22 Endosulfan II						CAS #: 33213-65-9	
11.611	11.611	0.000	5592023	0.02500	0.02519		
24 4,4'-DDT						CAS #: 50-29-3	
12.015	12.015	0.000	7526769	0.02500	0.02052		
25 Endrin aldehyde						CAS #: 7421-93-4	
12.146	12.146	0.000	3924606	0.02500	0.02388		
26 Endosulfan sulfate						CAS #: 1031-07-8	
12.559	12.559	0.000	4703096	0.02500	0.02384		
27 Methoxychlor						CAS #: 72-43-5	
13.046	13.046	0.000	1684610	0.02500	0.02096		
29 Endrin ketone						CAS #: 53494-70-5	
13.305	13.305	0.000	4811055	0.02500	0.02279		
$ 30 Decachlorobiphenyl						CAS #: 2051-24-3	
15.061	15.061	0.000	3330238	0.02500	0.02387		

Data File: \\cansvr11\dd\chem\GCS\a2hp9.i\90414IC-1.b\90414IC-1.b\015F1501.D

Date : 14-APR-2009 14:53

Client ID:

Instrument: a2hp9.i

Sample Info: AB3 G004,,1,3

Operator: 093905

Column phase: clp pesticides II

Column diameter: 0.53

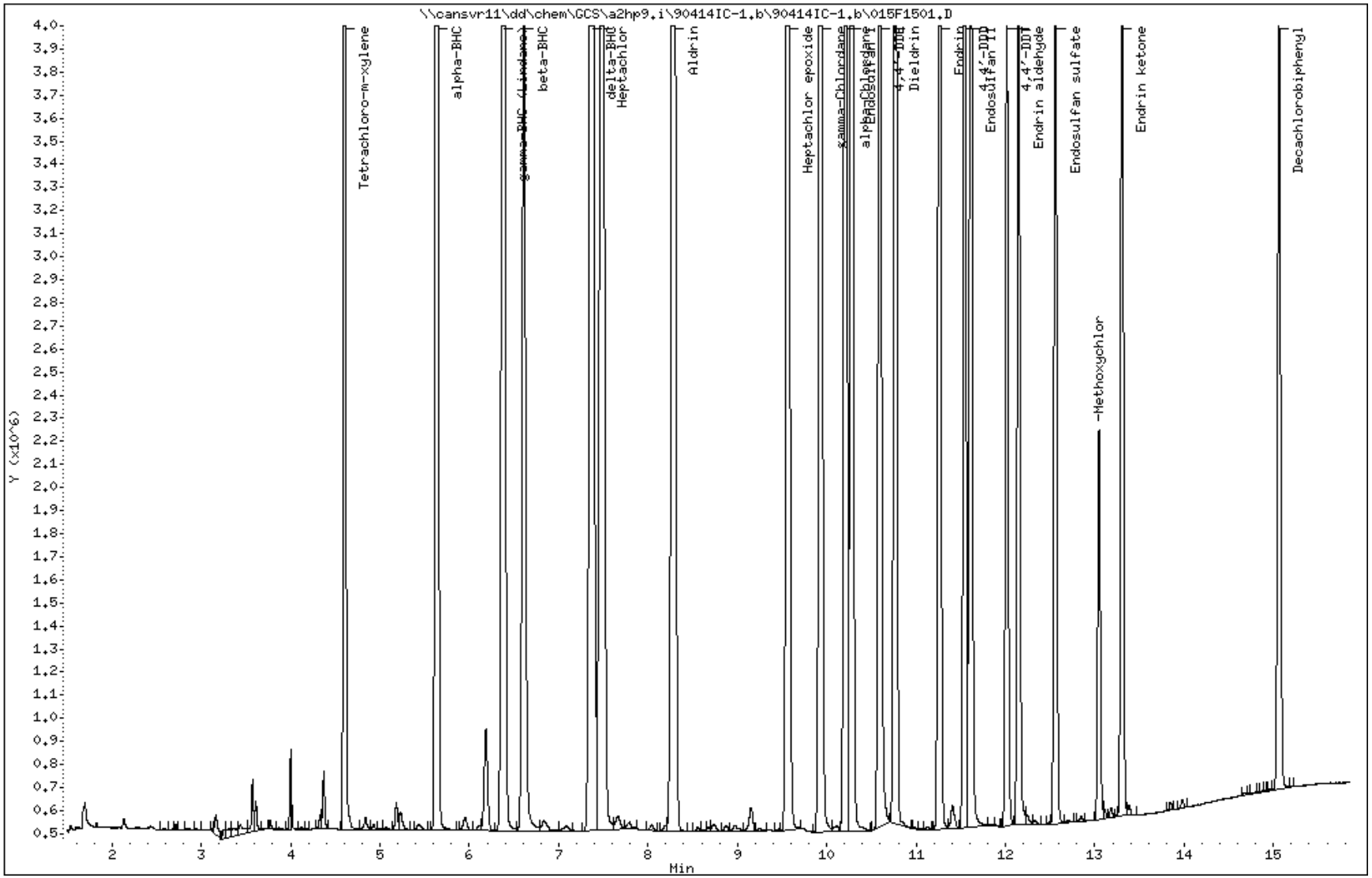

COMPOUNDS and EXP. RT REPORT

Operator: 093905 Date Acquired: 14-APR-2009 14:53
Data File: //cansvr11/dd/chem/GCS/a2hp9.i/90414IC-1.b/90414IC-1.b/015F1501.D
Lab Sample ID: AB3 G004
Misc. Info: 1-AB.SUB
Instrument: a2hp9.i
Method: \\cansvr11\dd\chem\GCS\a2hp9.i\90414IC-1.b\PEST9.m\PEST9r.m
Dilution Factor: 1

Compound	RT	Area	Amount	Conc
1) Tetrachloro-m-xylene	4.604	15757822	0.025	0.025
4) alpha-BHC	5.635	27681066	0.030	0.030
5) gamma-BHC (Lindane)	6.380	24513661	0.029	0.029
6) beta-BHC	6.609	9579192	0.028	0.028
7) delta-BHC	7.368	22633577	0.028	0.028
8) Heptachlor	7.484	22235564	0.029	0.029
10) Aldrin	8.283	22754168	0.028	0.028
12) Heptachlor epoxide	9.565	18331572	0.028	0.028
13) gamma-Chlordane	9.931	18201322	0.027	0.027
14) alpha-Chlordane	10.209	17092581	0.027	0.027
15) Endosulfan I	10.280	15572246	0.028	0.028
16) 4,4'-DDE	10.593	15242431	0.025	0.025
17) Dieldrin	10.767	15914734	0.027	0.027
18) Endrin	11.261	13683912	0.027	0.027
21) 4,4'-DDD	11.543	10512365	0.026	0.026
22) Endosulfan II	11.612	12247353	0.025	0.025
24) 4,4'-DDT	12.015	7526769	0.021	0.021
25) Endrin aldehyde	12.147	8241483	0.024	0.024
26) Endosulfan sulfate	12.559	9409890	0.024	0.024
27) Methoxychlor	13.047	3354408	0.021	0.021
29) Endrin ketone	13.305	9317229	0.023	0.023
30) Decachlorobiphenyl	15.062	7771018	0.024	0.024

TestAmerica North Canton

PESTICIDES 8081/608

Data file : \\cansvr11\dd\chem\GCS\a2hp9.i\90414IC-1.b\90414IC-1.b\016F1601.D
Lab Smp Id: AB4 G005
Inj Date : 14-APR-2009 15:15
Operator : 093905 Inst ID: a2hp9.i
Smp Info : AB4 G005,,1,4
Misc Info : 1-AB.SUB
Comment :
Method : \\cansvr11\dd\chem\GCS\a2hp9.i\90414IC-1.b\PEST9.m\PEST9r.m
Meth Date : 15-Apr-2009 11:26 vandorenc Quant Type: ESTD
Cal Date : 06-APR-2009 20:00 Cal File: 011F1101.D
Als bottle: 16 Calibration Sample, Level: 4
Dil Factor: 1.00000
Integrator: Falcon Compound Sublist: 1-AB.SUB
Target Version: 4.14 Sample Matrix: None
Processing Host: CANPGCSV23

				AMOUNTS			
				CAL-AMT	ON-COL		
RT	EXP RT	DLT RT	RESPONSE	(ng)	(ng)	TARGET RANGE	RATIO
$ 1 Tetrachloro-m-xylene						CAS #: 877-09-8	
4.603	4.603	0.000	33543562	0.05000	0.05286		
4 alpha-BHC						CAS #: 319-84-6	
5.635	5.635	0.000	60975541	0.05000	0.06150		
5 gamma-BHC (Lindane)						CAS #: 58-89-9	
6.380	6.380	0.000	53591749	0.05000	0.06025		
6 beta-BHC						CAS #: 319-85-7	
6.609	6.609	0.000	7499515	0.05000	0.05697		
7 delta-BHC						CAS #: 319-86-8	
7.368	7.368	0.000	17071474	0.05000	0.06069		
8 Heptachlor						CAS #: 76-44-8	
7.484	7.484	0.000	14780447	0.05000	0.06055		
10 Aldrin						CAS #: 309-00-2	
8.283	8.283	0.000	49199104	0.05000	0.05809		
12 Heptachlor epoxide						CAS #: 1024-57-3	
9.564	9.564	0.000	39134640	0.05000	0.05722		
13 gamma-Chlordane						CAS #: 5103-74-2	
9.931	9.931	0.000	39476387	0.05000	0.05695		
14 alpha-Chlordane						CAS #: 5103-71-9	
10.208	10.208	0.000	36699308	0.05000	0.05551		

```
   15 Endosulfan I                                CAS #: 959-98-8
10.279  10.279    0.000        14235352 0.05000  0.05656
-------------------------------------------------------------------------------
```

				AMOUNTS			
				CAL-AMT	ON-COL		
RT	EXP RT	DLT RT	RESPONSE	(ng)	(ng)	TARGET RANGE	RATIO
16 4,4'-DDE					CAS #: 72-55-9		
10.592	10.592	0.000	33819332	0.05000	0.05499		
17 Dieldrin					CAS #: 60-57-1		
10.766	10.766	0.000	15927580	0.05000	0.05648		
18 Endrin					CAS #: 72-20-8		
11.262	11.262	0.000	14225269	0.05000	0.05728		
21 4,4'-DDD					CAS #: 72-54-8		
11.541	11.541	0.000	23823323	0.05000	0.05680		
22 Endosulfan II					CAS #: 33213-65-9		
11.612	11.612	0.000	12371148	0.05000	0.05483		
24 4,4'-DDT					CAS #: 50-29-3		
12.015	12.015	0.000	17911333	0.05000	0.05010		
25 Endrin aldehyde					CAS #: 7421-93-4		
12.147	12.147	0.000	8784656	0.05000	0.05314		
26 Endosulfan sulfate					CAS #: 1031-07-8		
12.558	12.558	0.000	10629878	0.05000	0.05348		
27 Methoxychlor					CAS #: 72-43-5		
13.046	13.046	0.000	3883697	0.05000	0.04958		
29 Endrin ketone					CAS #: 53494-70-5		
13.304	13.304	0.000	10864017	0.05000	0.05176		
$ 30 Decachlorobiphenyl					CAS #: 2051-24-3		
15.061	15.061	0.000	6669135	0.05000	0.04828		


Data File: \\cansvr11\dd\chem\GCS\a2hp9.i\90414IC-1.b\90414IC-1.b\016F1601.D
Date : 14-APR-2009 15:15
Client ID:
Sample Info: AB4 G005,,1,4
Column phase: clp pesticides II
Instrument: a2hp9.i
Operator: 093905
Column diameter: 0.53
Page 1
Y (x10^6)
Min
Tetrachloro-m-xylene
alpha-BHC
gamma-BHC (Lindane)
beta-BHC
delta-BHC
Heptachlor
Aldrin
Heptachlor epoxide
gamma-Chlordane
alpha-Chlordane
Endosulfan I
4,4'-DDE
Dieldrin
Endrin
4,4'-DDD
Endosulfan II
4,4'-DDT
Endrin aldehyde
Endosulfan sulfate
Methoxychlor
Endrin ketone
Decachlorobiphenyl

COMPOUNDS and EXP. RT REPORT

Operator: 093905 Date Acquired: 14-APR-2009 15:15
Data File: //cansvr11/dd/chem/GCS/a2hp9.i/90414IC-1.b/90414IC-1.b/016F1601.D
Lab Sample ID: AB4 G005
Misc. Info: 1-AB.SUB
Instrument: a2hp9.i
Method: \\cansvr11\dd\chem\GCS\a2hp9.i\90414IC-1.b\PEST9.m\PEST9r.m
Dilution Factor: 1

Compound	RT	Area	Amount	Conc
1) Tetrachloro-m-xylene	4.604	33543562	0.053	0.053
4) alpha-BHC	5.636	60975541	0.062	0.062
5) gamma-BHC (Lindane)	6.381	53591749	0.060	0.060
6) beta-BHC	6.610	19838446	0.057	0.057
7) delta-BHC	7.369	51179439	0.061	0.061
8) Heptachlor	7.485	47650929	0.061	0.061
10) Aldrin	8.284	49199104	0.058	0.058
12) Heptachlor epoxide	9.565	39134640	0.057	0.057
13) gamma-Chlordane	9.931	39476387	0.057	0.057
14) alpha-Chlordane	10.209	36699308	0.056	0.056
15) Endosulfan I	10.280	33173952	0.057	0.057
16) 4,4'-DDE	10.592	33819332	0.055	0.055
17) Dieldrin	10.766	34568442	0.056	0.056
18) Endrin	11.262	29982067	0.057	0.057
21) 4,4'-DDD	11.541	23823323	0.057	0.057
22) Endosulfan II	11.612	26574686	0.055	0.055
24) 4,4'-DDT	12.016	17911333	0.050	0.050
25) Endrin aldehyde	12.147	17988380	0.053	0.053
26) Endosulfan sulfate	12.558	20979815	0.053	0.053
27) Methoxychlor	13.046	7772013	0.050	0.050
29) Endrin ketone	13.305	20837210	0.052	0.052
30) Decachlorobiphenyl	15.061	15159765	0.048	0.048

TestAmerica North Canton

PESTICIDES 8081/608

Data file : \\cansvr11\dd\chem\GCS\a2hp9.i\90414IC-1.b\90414IC-1.b\017F1701.D
Lab Smp Id: AB5 G006
Inj Date : 14-APR-2009 15:37
Operator : 093905 Inst ID: a2hp9.i
Smp Info : AB5 G006,,1,5
Misc Info : 1-AB.SUB
Comment :
Method : \\cansvr11\dd\chem\GCS\a2hp9.i\90414IC-1.b\PEST9.m\PEST9r.m
Meth Date : 15-Apr-2009 11:26 vandorenc Quant Type: ESTD
Cal Date : 06-APR-2009 20:22 Cal File: 012F1201.D
Als bottle: 17 Calibration Sample, Level: 5
Dil Factor: 1.00000
Integrator: Falcon Compound Sublist: 1-AB.SUB
Target Version: 4.14 Sample Matrix: None
Processing Host: CANPGCSV23

				AMOUNTS			
				CAL-AMT	ON-COL		
RT	EXP RT	DLT RT	RESPONSE	(ng)	(ng)	TARGET RANGE	RATIO
$ 1 Tetrachloro-m-xylene						CAS #: 877-09-8	
4.603	4.603	0.000	67308435	0.10000	0.1052		
4 alpha-BHC						CAS #: 319-84-6	
5.636	5.636	0.000	124548914	0.10000	0.1198		
5 gamma-BHC (Lindane)						CAS #: 58-89-9	
6.380	6.380	0.000	109144977	0.10000	0.1157		
6 beta-BHC						CAS #: 319-85-7	
6.608	6.608	0.000	15128650	0.10000	0.1106		
7 delta-BHC						CAS #: 319-86-8	
7.368	7.368	0.000	34807664	0.10000	0.1192		
8 Heptachlor						CAS #: 76-44-8	
7.485	7.485	0.000	29019973	0.10000	0.1134		
10 Aldrin						CAS #: 309-00-2	
8.283	8.283	0.000	97864461	0.10000	0.1120		
12 Heptachlor epoxide						CAS #: 1024-57-3	
9.565	9.565	0.000	76100930	0.10000	0.1081		
13 gamma-Chlordane						CAS #: 5103-74-2	
9.931	9.931	0.000	79183049	0.10000	0.1110		
14 alpha-Chlordane						CAS #: 5103-71-9	
10.208	10.208	0.000	72981448	0.10000	0.1081		

```
   15 Endosulfan I                                CAS #: 959-98-8
10.279  10.279    0.000        27673167 0.10000   0.1072
-------------------------------------------------------------------------------
```

RT	EXP RT	DLT RT	RESPONSE	AMOUNTS CAL-AMT (ng)	ON-COL (ng)	TARGET RANGE	RATIO
16 4,4'-DDE						CAS #: 72-55-9	
10.592	10.592	0.000	68056581	0.10000	0.1091		
17 Dieldrin						CAS #: 60-57-1	
10.766	10.766	0.000	30949757	0.10000	0.1080		
18 Endrin						CAS #: 72-20-8	
11.262	11.262	0.000	27989450	0.10000	0.1102		
21 4,4'-DDD						CAS #: 72-54-8	
11.542	11.542	0.000	48280539	0.10000	0.1123		
22 Endosulfan II						CAS #: 33213-65-9	
11.612	11.612	0.000	24470159	0.10000	0.1067		
24 4,4'-DDT						CAS #: 50-29-3	
12.015	12.015	0.000	38503463	0.10000	0.1090		
25 Endrin aldehyde						CAS #: 7421-93-4	
12.147	12.147	0.000	17670690	0.10000	0.1060		
26 Endosulfan sulfate						CAS #: 1031-07-8	
12.558	12.558	0.000	21809621	0.10000	0.1083		
27 Methoxychlor						CAS #: 72-43-5	
13.046	13.046	0.000	8193244	0.10000	0.1049		
29 Endrin ketone						CAS #: 53494-70-5	
13.305	13.305	0.000	22024196	0.10000	0.1046		
$ 30 Decachlorobiphenyl						CAS #: 2051-24-3	
15.061	15.061	0.000	13338709	0.10000	0.09638		

Data File: \\cansvr11\dd\chem\GCS\a2hp9.i\90414IC-1.b\90414IC-1.b\017F1701.D

Date : 14-APR-2009 15:37

Client ID:

Instrument: a2hp9.i

Sample Info: AB5 G006,,1,5

Operator: 093905

Column phase: clp pesticides II

Column diameter: 0.53

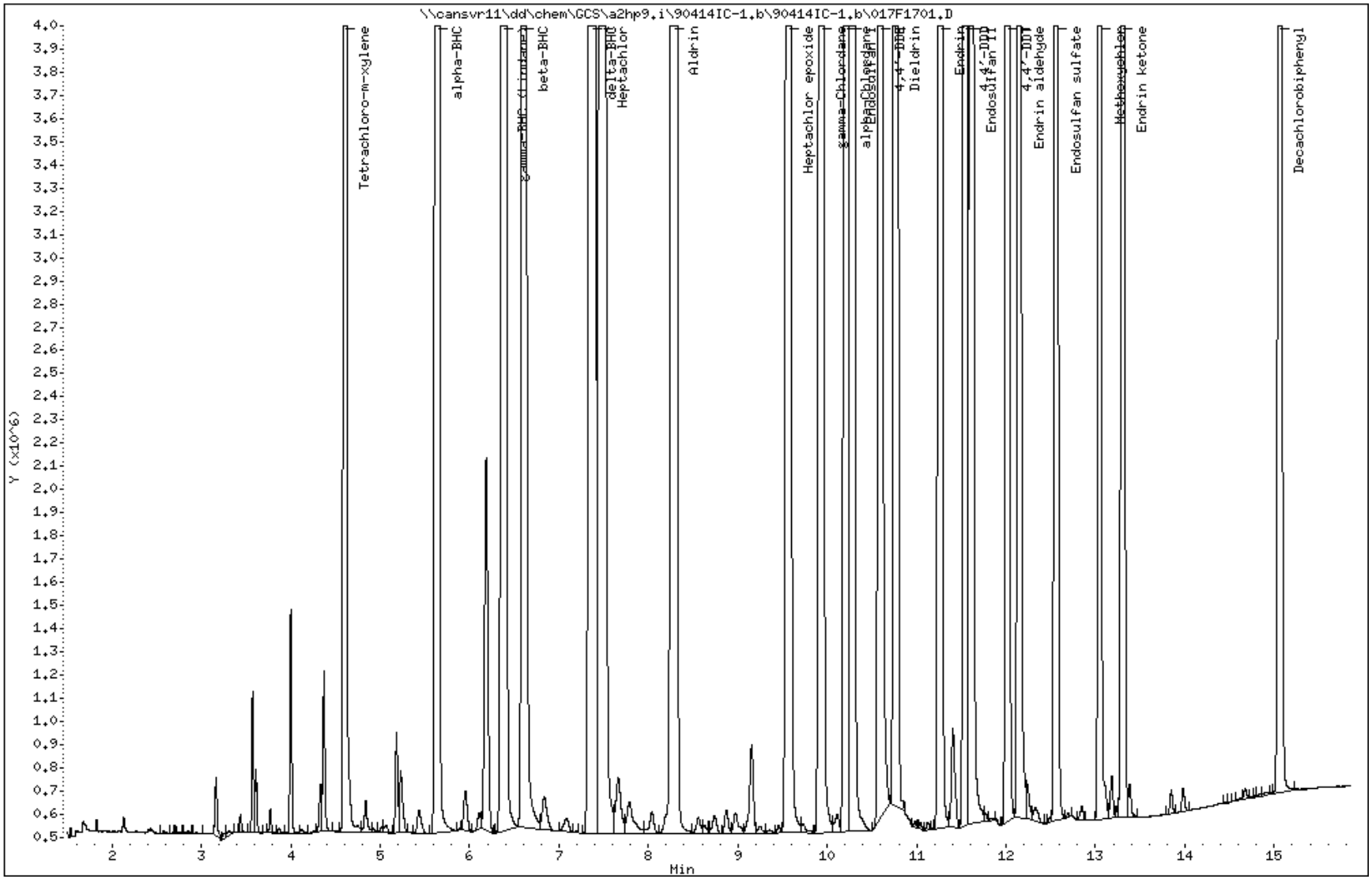

COMPOUNDS and EXP. RT REPORT

Operator: 093905 Date Acquired: 14-APR-2009 15:37
Data File: //cansvr11/dd/chem/GCS/a2hp9.i/90414IC-1.b/90414IC-1.b/017F1701.D
Lab Sample ID: AB5 G006
Misc. Info: 1-AB.SUB
Instrument: a2hp9.i
Method: \\cansvr11\dd\chem\GCS\a2hp9.i\90414IC-1.b\PEST9.m\PEST9r.m
Dilution Factor: 1

Compound	RT	Area	Amount	Conc
1) Tetrachloro-m-xylene	4.604	67308435	0.105	0.105
4) alpha-BHC	5.636	124548914	0.120	0.120
5) gamma-BHC (Lindane)	6.381	109144977	0.116	0.116
6) beta-BHC	6.609	39108047	0.111	0.111
7) delta-BHC	7.369	104904946	0.119	0.119
8) Heptachlor	7.486	94311348	0.113	0.113
10) Aldrin	8.284	97864461	0.112	0.112
12) Heptachlor epoxide	9.566	76100930	0.108	0.108
13) gamma-Chlordane	9.931	79183049	0.111	0.111
14) alpha-Chlordane	10.209	72981448	0.108	0.108
15) Endosulfan I	10.280	64239866	0.107	0.107
16) 4,4'-DDE	10.592	68056581	0.109	0.109
17) Dieldrin	10.766	68269726	0.108	0.108
18) Endrin	11.262	59498068	0.110	0.110
21) 4,4'-DDD	11.542	48280539	0.112	0.112
22) Endosulfan II	11.612	52590370	0.107	0.107
24) 4,4'-DDT	12.016	38503463	0.109	0.109
25) Endrin aldehyde	12.147	36009762	0.106	0.106
26) Endosulfan sulfate	12.559	42761469	0.108	0.108
27) Methoxychlor	13.046	16028337	0.105	0.105
29) Endrin ketone	13.306	42720408	0.105	0.105
30) Decachlorobiphenyl	15.061	29933028	0.096	0.096

TestAmerica North Canton

PESTICIDES 8081/608

Data file : \\cansvr11\dd\chem\GCS\a2hp9.i\90414IC-1.b\90414IC-1.b\018F1801.D
Lab Smp Id: AB6 G007
Inj Date : 14-APR-2009 16:00
Operator : 093905 Inst ID: a2hp9.i
Smp Info : AB6 G007,,1,6
Misc Info : 1-AB.SUB
Comment :
Method : \\cansvr11\dd\chem\GCS\a2hp9.i\90414IC-1.b\PEST9.m\PEST9r.m
Meth Date : 15-Apr-2009 11:26 vandorenc Quant Type: ESTD
Cal Date : 06-APR-2009 20:44 Cal File: 013F1301.D
Als bottle: 18 Calibration Sample, Level: 6
Dil Factor: 1.00000
Integrator: Falcon Compound Sublist: 1-AB.SUB
Target Version: 4.14 Sample Matrix: None
Processing Host: CANPGCSV23

				AMOUNTS			
				CAL-AMT	ON-COL		
RT	EXP RT	DLT RT	RESPONSE	(ng)	(ng)	TARGET RANGE	RATIO
$ 1 Tetrachloro-m-xylene						CAS #: 877-09-8	
4.603	4.603	0.000	132245514	0.20000	0.2052		
4 alpha-BHC						CAS #: 319-84-6	
5.634	5.634	0.000	254473108	0.20000	0.2331		
5 gamma-BHC (Lindane)						CAS #: 58-89-9	
6.379	6.379	0.000	218291817	0.20000	0.2313		
6 beta-BHC						CAS #: 319-85-7	
6.609	6.609	0.000	30923568	0.20000	0.2165		
7 delta-BHC						CAS #: 319-86-8	
7.366	7.366	0.000	70624077	0.20000	0.2325		
8 Heptachlor						CAS #: 76-44-8	
7.483	7.483	0.000	53557690	0.20000	0.2011		
10 Aldrin						CAS #: 309-00-2	
8.282	8.282	0.000	193926613	0.20000	0.2153		
12 Heptachlor epoxide						CAS #: 1024-57-3	
9.564	9.564	0.000	146628512	0.20000	0.2023		
13 gamma-Chlordane						CAS #: 5103-74-2	
9.930	9.930	0.000	160451426	0.20000	0.2179		
14 alpha-Chlordane						CAS #: 5103-71-9	
10.209	10.209	0.000	147892071	0.20000	0.2138		

```
   15 Endosulfan I                                CAS #: 959-98-8
10.279  10.279    0.000        53339562 0.20000   0.2012
-------------------------------------------------------------------------------
```

RT	EXP RT	DLT RT	RESPONSE	AMOUNTS CAL-AMT (ng)	ON-COL (ng)	TARGET RANGE	RATIO
16 4,4'-DDE						CAS #: 72-55-9	
10.591	10.591	0.000	139975169	0.20000	0.2197		
17 Dieldrin						CAS #: 60-57-1	
10.766	10.766	0.000	61163874	0.20000	0.2091		
18 Endrin						CAS #: 72-20-8	
11.260	11.260	0.000	55466363	0.20000	0.2120		
21 4,4'-DDD						CAS #: 72-54-8	
11.540	11.540	0.000	99376227	0.20000	0.2248		
22 Endosulfan II						CAS #: 33213-65-9	
11.611	11.611	0.000	48912000	0.20000	0.2082		
24 4,4'-DDT						CAS #: 50-29-3	
12.014	12.014	0.000	77732106	0.20000	0.2225		
25 Endrin aldehyde						CAS #: 7421-93-4	
12.146	12.146	0.000	34989756	0.20000	0.2073		
26 Endosulfan sulfate						CAS #: 1031-07-8	
12.559	12.559	0.000	44277959	0.20000	0.2166		
27 Methoxychlor						CAS #: 72-43-5	
13.045	13.045	0.000	16158283	0.20000	0.2077		
29 Endrin ketone						CAS #: 53494-70-5	
13.304	13.304	0.000	43485675	0.20000	0.2056		
$ 30 Decachlorobiphenyl						CAS #: 2051-24-3	
15.060	15.060	0.000	25726080	0.20000	0.1860		

Data File: \\cansvr11\dd\chem\GCS\a2hp9.i\90414IC-1.b\90414IC-1.b\018F1801.D

Date : 14-APR-2009 16:00

Client ID:

Instrument: a2hp9.i

Sample Info: AB6 G007,,1,6

Operator: 093905

Column phase: clp pesticides II

Column diameter: 0.53

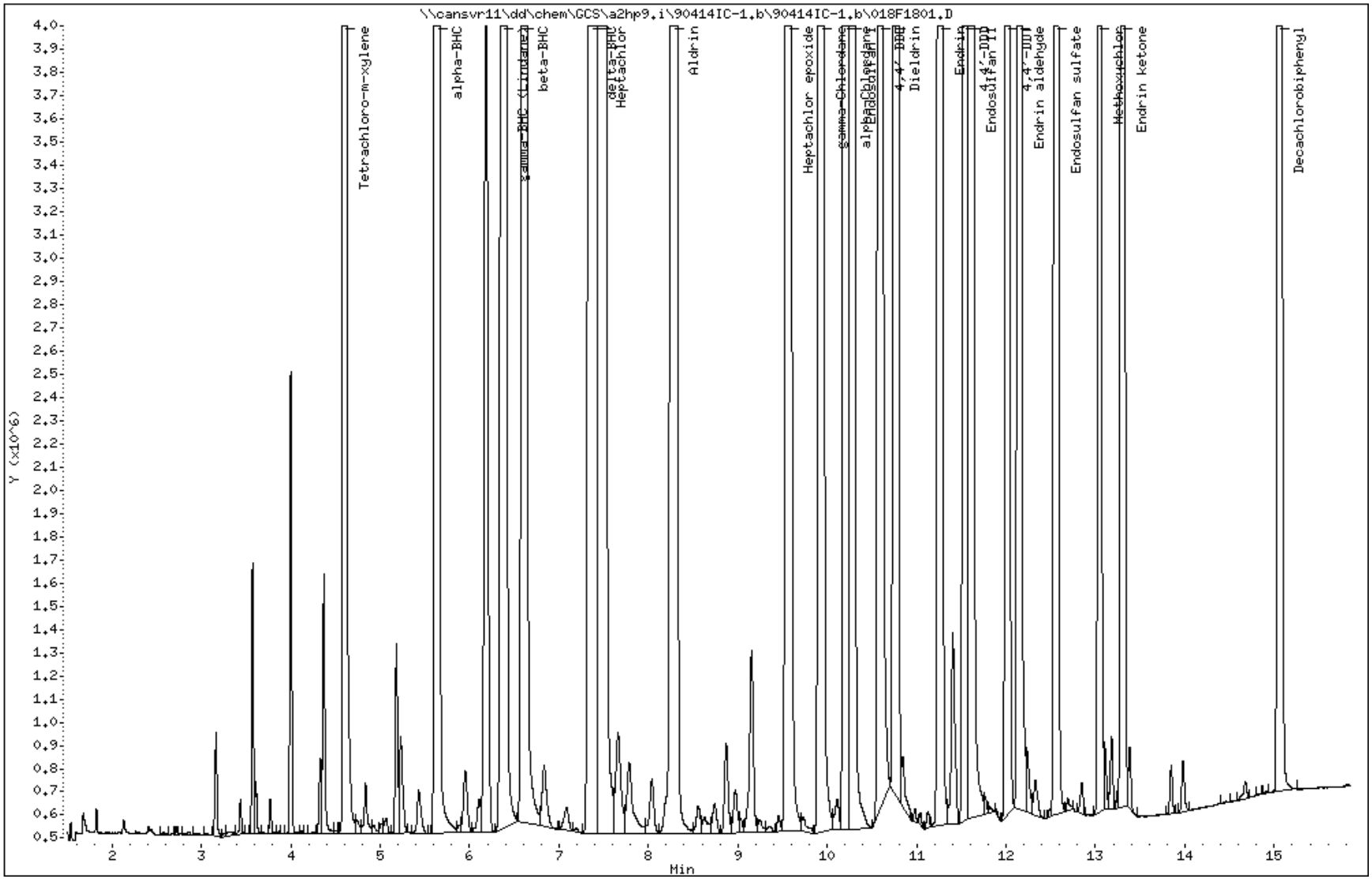

1988

North Canton

COMPOUNDS and EXP. RT REPORT

Operator: 093905 Date Acquired: 14-APR-2009 16:00
Data File: //cansvr11/dd/chem/GCS/a2hp9.i/90414IC-1.b/90414IC-1.b/018F1801.D
Lab Sample ID: AB6 G007
Misc. Info: 1-AB.SUB
Instrument: a2hp9.i
Method: \\cansvr11\dd\chem\GCS\a2hp9.i\90414IC-1.b\PEST9.m\PEST9r.m
Dilution Factor: 1

Compound	RT	Area	Amount	Conc
1) Tetrachloro-m-xylene	4.603	132245514	0.205	0.205
4) alpha-BHC	5.635	254473108	0.233	0.233
5) gamma-BHC (Lindane)	6.380	218291817	0.231	0.231
6) beta-BHC	6.609	78942726	0.217	0.217
7) delta-BHC	7.367	216712384	0.233	0.233
8) Heptachlor	7.483	177887193	0.201	0.201
10) Aldrin	8.282	193926613	0.215	0.215
12) Heptachlor epoxide	9.565	146628512	0.202	0.202
13) gamma-Chlordane	9.931	160451426	0.218	0.218
14) alpha-Chlordane	10.209	147892071	0.214	0.214
15) Endosulfan I	10.279	125622073	0.201	0.201
16) 4,4'-DDE	10.592	139975169	0.220	0.220
17) Dieldrin	10.767	135871545	0.209	0.209
18) Endrin	11.261	118556985	0.212	0.212
21) 4,4'-DDD	11.541	99376227	0.225	0.225
22) Endosulfan II	11.612	105064179	0.208	0.208
24) 4,4'-DDT	12.014	77732106	0.222	0.222
25) Endrin aldehyde	12.147	71061241	0.207	0.207
26) Endosulfan sulfate	12.559	87616995	0.217	0.217
27) Methoxychlor	13.046	30549676	0.208	0.208
29) Endrin ketone	13.305	83508305	0.206	0.206
30) Decachlorobiphenyl	15.061	56324579	0.186	0.186

TestAmerica North Canton

CONTINUING CALIBRATION COMPOUNDS

Instrument ID: a2hp9.i Injection Date: 15-APR-2009 11:38
Lab File ID: 003F0301.D Init. Cal. Date(s): 05-APR-2009 14-APR-2009
Analysis Type: Init. Cal. Times: 22:16 16:00
Lab Sample ID: ICV Quant Type: ESTD
Method: \\cansvr11\dd\chem\GCS\a2hp9.i\90415-1.b\PEST9.m

COMPOUND	RRF / AMOUNT	RF0.025	CCAL RRF0.025	MIN RRF	%D / %DRIFT	MAX %D / %DRIFT	CURVE TYPE
$ 1 Tetrachloro-m-xylene	417712843	411116600	411116600	0.000	1.57913	15.00000	Averaged
4 alpha-BHC	694304968	727728640	727728640	0.010	-4.81398	15.00000	Averaged
5 gamma-BHC (Lindane)	636982618	651363960	651363960	0.010	-2.25773	15.00000	Averaged
6 beta-BHC	253010576	265188680	265188680	0.010	-4.81328	15.00000	Averaged
7 delta-BHC	612304670	641148440	641148440	0.010	-4.71069	15.00000	Averaged
8 Heptachlor	576687687	627860680	627860680	0.010	-8.87361	15.00000	Averaged
10 Aldrin	611428993	621468960	621468960	0.010	-1.64205	15.00000	Averaged
12 Heptachlor epoxide	531677349	571291960	571291960	0.010	-7.45087	15.00000	Averaged
13 gamma-Chlordane	553404176	582280240	582280240	0.010	-5.21790	15.00000	Averaged
14 alpha-Chlordane	539551408	568213280	568213280	0.010	-5.31217	15.00000	Averaged
15 Endosulfan I	493463663	525560560	525560560	0.010	-6.50441	15.00000	Averaged
16 4,4'-DDE	527235452	551047560	551047560	0.010	-4.51641	15.00000	Averaged
17 Dieldrin	529245705	561968600	561968600	0.010	-6.18293	15.00000	Averaged
18 Endrin	477895275	500498080	500498080	0.010	-4.72966	15.00000	Averaged
20 4,4'-DDD	370827930	395097520	395097520	0.010	-6.54470	15.00000	Averaged
22 Endosulfan II	454046637	471047280	471047280	0.010	-3.74425	15.00000	Averaged
23 4,4'-DDT	307191769	298084600	298084600	0.010	2.96465	15.00000	Averaged
25 Endrin aldehyde	328186202	339875960	339875960	0.010	-3.56193	15.00000	Averaged
27 Methoxychlor	60234066	64153560	64153560	0.010	-6.50711	15.00000	Averaged
28 Endosulfan sulfate	375635182	389269080	389269080	0.010	-3.62956	15.00000	Averaged
29 Endrin ketone	385836035	395806760	395806760	0.010	-2.58419	15.00000	Averaged
$ 30 Decachlorobiphenyl	323350123	354246160	354246160	0.010	-9.55498	15.00000	Averaged

Average %D / Drift Results.

Calculated Average %D/Drift = 4.89528
Maximun Average %D/Drift = 15.00000
* Passed Average %D/Drift Test.

TestAmerica North Canton

PESTICIDES 8081/608

Data file : \\cansvr11\dd\chem\GCS\a2hp9.i\90415-1.b\003F0301.D
Lab Smp Id: ICV
Inj Date : 15-APR-2009 11:38
Operator : 093905 Inst ID: a2hp9.i
Smp Info : ICV
Misc Info :
Comment   :
Method   : \\cansvr11\dd\chem\GCS\a2hp9.i\90415-1.b\PEST9.m
Meth Date : 15-Apr-2009 13:01 vandorenc Quant Type: ESTD
Cal Date : 06-APR-2009 20:44 Cal File: 013F1301.D
Als bottle: 3 Continuing Calibration Sample
Dil Factor: 1.00000
Integrator: Falcon Compound Sublist: 1-ab.sub
Target Version: 4.14 Sample Matrix: None
Processing Host: CANPGCSV23

				AMOUNTS			
				CAL-AMT	ON-COL		
RT	EXP RT	DLT RT	RESPONSE	(ng)	(ng)	TARGET RANGE	RATIO
$ 1 Tetrachloro-m-xylene						CAS #: 877-09-8	
3.791	3.791	0.000	10277915	0.02500	0.02460		
4 alpha-BHC						CAS #: 319-84-6	
4.491	4.491	0.000	18193216	0.02500	0.02620		
5 gamma-BHC (Lindane)						CAS #: 58-89-9	
4.911	4.910	0.001	16284099	0.02500	0.02556		
6 beta-BHC						CAS #: 319-85-7	
5.058	5.057	0.001	6629717	0.02500	0.02620		
7 delta-BHC						CAS #: 319-86-8	
5.305	5.305	0.000	16028711	0.02500	0.02618		
8 Heptachlor						CAS #: 76-44-8	
5.629	5.630	-0.001	15696517	0.02500	0.02722		
10 Aldrin						CAS #: 309-00-2	
6.156	6.155	0.001	15536724	0.02500	0.02541		
12 Heptachlor epoxide						CAS #: 1024-57-3	
7.591	7.592	-0.001	14282299	0.02500	0.02686		
13 gamma-Chlordane						CAS #: 5103-74-2	
7.899	7.898	0.001	14557006	0.02500	0.02630		
14 alpha-Chlordane						CAS #: 5103-71-9	
8.216	8.214	0.002	14205332	0.02500	0.02633		

---

15 Endosulfan I CAS #: 959-98-8

8.471 8.470 0.001 13139014 0.02500 0.02663

				AMOUNTS			
				CAL-AMT	ON-COL		
RT	EXP RT	DLT RT	RESPONSE	(ng)	(ng)	TARGET RANGE	RATIO
16 4,4'-DDE					CAS #: 72-55-9		
8.546	8.545	0.001	13776189	0.02500	0.02613		
17 Dieldrin					CAS #: 60-57-1		
8.984	8.984	0.000	14049215	0.02500	0.02654		
18 Endrin					CAS #: 72-20-8		
9.409	9.410	-0.001	12512452	0.02500	0.02618		
20 4,4'-DDD					CAS #: 72-54-8		
9.727	9.727	0.000	9877438	0.02500	0.02664		
22 Endosulfan II					CAS #: 33213-65-9		
9.830	9.831	-0.001	11776182	0.02500	0.02594		
23 4,4'-DDT					CAS #: 50-29-3		
10.214	10.215	-0.001	7452115	0.02500	0.02426		
25 Endrin aldehyde					CAS #: 7421-93-4		
10.583	10.584	-0.001	8496899	0.02500	0.02589		
27 Methoxychlor					CAS #: 72-43-5		
11.114	11.114	0.000	1603839	0.02500	0.02663		
28 Endosulfan sulfate					CAS #: 1031-07-8		
11.282	11.282	0.000	9731727	0.02500	0.02591		
29 Endrin ketone					CAS #: 53494-70-5		
11.675	11.675	0.000	9895169	0.02500	0.02565		
$ 30 Decachlorobiphenyl					CAS #: 2051-24-3		
13.231	13.233	-0.002	8856154	0.02500	0.02739		

Data File: \\cansvr11\dd\chem\GCS\a2hp9.i\90415-1.b\003F0301.D
Date : 15-APR-2009 11:38
Client ID:
Sample Info: ICV

Instrument: a2hp9.i
Operator: 093905
Column phase: clp pesticides I
Column diameter: 0.53

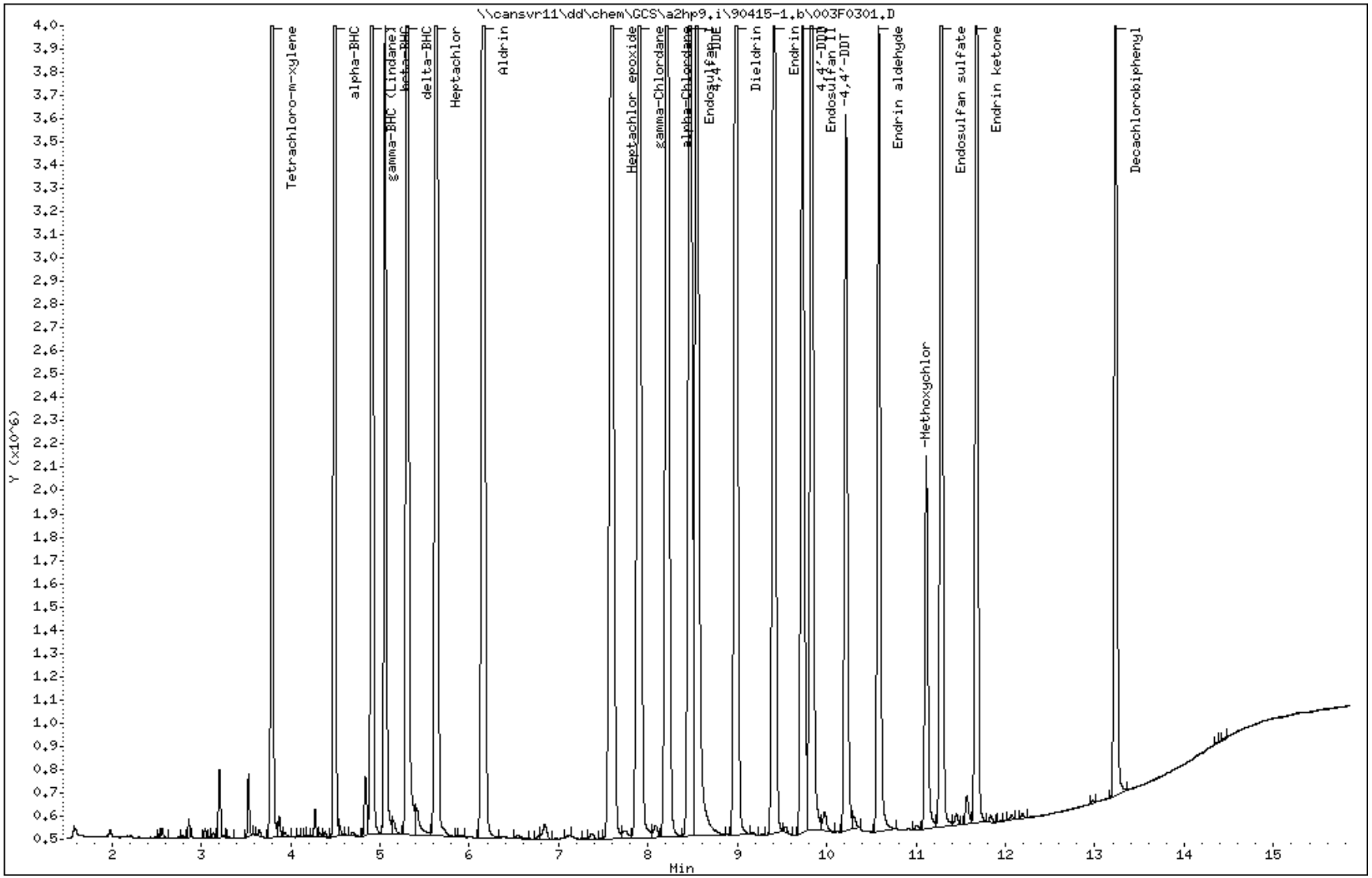

1994
North Canton

COMPOUNDS and EXP. RT REPORT

Operator: 093905 Date Acquired: 15-APR-2009 11:38
Data File: //cansvr11/dd/chem/GCS/a2hp9.i/90415-1.b/003F0301.D
Lab Sample ID: ICV
Misc. Info:
Instrument: a2hp9.i
Method: \\cansvr11\dd\chem\GCS\a2hp9.i\90415-1.b\PEST9.m
Dilution Factor: 1

Compound	RT	Area	Amount	Conc
1) Tetrachloro-m-xylene	3.792	10277915	0.025	0.025
4) alpha-BHC	4.492	18193216	0.026	0.026
5) gamma-BHC (Lindane)	4.912	16284099	0.026	0.026
6) beta-BHC	5.058	6629717	0.026	0.026
7) delta-BHC	5.306	16028711	0.026	0.026
8) Heptachlor	5.630	15696517	0.027	0.027
10) Aldrin	6.157	15536724	0.025	0.025
12) Heptachlor epoxide	7.592	14282299	0.027	0.027
13) gamma-Chlordane	7.900	14557006	0.026	0.026
14) alpha-Chlordane	8.217	14205332	0.026	0.026
15) Endosulfan I	8.472	13139014	0.027	0.027
16) 4,4'-DDE	8.547	13776189	0.026	0.026
17) Dieldrin	8.985	14049215	0.027	0.027
18) Endrin	9.410	12512452	0.026	0.026
20) 4,4'-DDD	9.727	9877438	0.027	0.027
22) Endosulfan II	9.831	11776182	0.026	0.026
23) 4,4'-DDT	10.215	7452115	0.024	0.024
25) Endrin aldehyde	10.583	8496899	0.026	0.026
27) Methoxychlor	11.114	3887147	0.027	0.027
28) Endosulfan sulfate	11.282	9731727	0.026	0.026
29) Endrin ketone	11.676	9895169	0.026	0.026
30) Decachlorobiphenyl	13.232	8856154	0.027	0.027

TestAmerica North Canton

CONTINUING CALIBRATION COMPOUNDS

Instrument ID: a2hp9.i Injection Date: 15-APR-2009 11:38
Lab File ID: 003F0301.D Init. Cal. Date(s): 05-APR-2009 14-APR-2009
Analysis Type: Init. Cal. Times: 22:16 16:00
Lab Sample ID: ICV Quant Type: ESTD
Method: \\cansvr11\dd\chem\GCS\a2hp9.i\90415-1.b\PEST9.m\PEST9r.m

COMPOUND	RRF / AMOUNT	RF0.025	CCAL RRF0.025	MIN RRF	%D / %DRIFT	MAX %D / %DRIFT	CURVE TYPE
$ 1 Tetrachloro-m-xylene	651199740	647539480	647539480	0.000	0.56208	15.00000	Averaged
4 alpha-BHC	1.147e+09	1.216e+09	1.216e+09	0.010	-6.01563	15.00000	Averaged
5 gamma-BHC (Lindane)	999489318	1.058e+09	1.058e+09	0.010	-5.81180	15.00000	Averaged
6 beta-BHC	149440377	156783880	156783880	0.010	-4.91400	15.00000	Averaged
7 delta-BHC	316459738	333118560	333118560	0.010	-5.26412	15.00000	Averaged
8 Heptachlor	278102420	309382120	309382120	0.010	-11.24755	15.00000	Averaged
10 Aldrin	937517496	968732000	968732000	0.010	-3.32948	15.00000	Averaged
12 Heptachlor epoxide	751460390	811368800	811368800	0.010	-7.97226	15.00000	Averaged
13 gamma-Chlordane	762284707	805164800	805164800	0.010	-5.62521	15.00000	Averaged
14 alpha-Chlordane	713180106	751531480	751531480	0.010	-5.37752	15.00000	Averaged
15 Endosulfan I	274430767	297834000	297834000	0.010	-8.52792	15.00000	Averaged
16 4,4'-DDE	649229023	676913840	676913840	0.010	-4.26426	15.00000	Averaged
17 Dieldrin	299369823	324564360	324564360	0.010	-8.41586	15.00000	Averaged
18 Endrin	268576549	285368920	285368920	0.010	-6.25236	15.00000	Averaged
21 4,4'-DDD	455105848	485329320	485329320	0.010	-6.64098	15.00000	Averaged
22 Endosulfan II	238390862	246120280	246120280	0.010	-3.24233	15.00000	Averaged
24 4,4'-DDT	338295330	334700360	334700360	0.010	1.06267	15.00000	Averaged
25 Endrin aldehyde	169272490	174903360	174903360	0.010	-3.32651	15.00000	Averaged
26 Endosulfan sulfate	205607001	209295640	209295640	0.010	-1.79402	15.00000	Averaged
27 Methoxychlor	75852066	78143280	78143280	0.010	-3.02064	15.00000	Averaged
29 Endrin ketone	209826296	213240360	213240360	0.010	-1.62709	15.00000	Averaged
$ 30 Decachlorobiphenyl	136887018	147158440	147158440	0.010	-7.50358	15.00000	Averaged

Average %D / Drift Results.

Calculated Average %D/Drift = 5.08172
Maximun Average %D/Drift = 15.00000
* Passed Average %D/Drift Test.

TestAmerica North Canton

PESTICIDES 8081/608

Data file : \\cansvr11\dd\chem\GCS\a2hp9.i\90415-1.b\90415-1.b\003F0301.D
Lab Smp Id: ICV
Inj Date : 15-APR-2009 11:38
Operator : 093905 Inst ID: a2hp9.i
Smp Info : ICV
Misc Info :
Comment :
Method : \\cansvr11\dd\chem\GCS\a2hp9.i\90415-1.b\PEST9.m\PEST9r.m
Meth Date : 15-Apr-2009 15:39 vandorenc Quant Type: ESTD
Cal Date : 06-APR-2009 19:15 Cal File: 009F0901.D
Als bottle: 3 Continuing Calibration Sample
Dil Factor: 1.00000
Integrator: Falcon Compound Sublist: 1-ab.sub
Target Version: 4.14 Sample Matrix: None
Processing Host: CANPGCSV23

RT	EXP RT	DLT RT	RESPONSE	AMOUNTS CAL-AMT (ng)	ON-COL (ng)	TARGET RANGE	RATIO	
$ 1 Tetrachloro-m-xylene						CAS #: 877-09-8		
4.604	4.604	0.000	16188487	0.02500	0.02486			
4 alpha-BHC						CAS #: 319-84-6		
5.634	5.634	0.000	30404434	0.02500	0.02650			
5 gamma-BHC (Lindane)						CAS #: 58-89-9		
6.379	6.379	0.000	26439440	0.02500	0.02645			
6 beta-BHC						CAS #: 319-85-7		
6.608	6.608	0.000	3919597	0.02500	0.02623			
7 delta-BHC						CAS #: 319-86-8		
7.367	7.367	0.000	8327964	0.02500	0.02632			(M)
8 Heptachlor						CAS #: 76-44-8		
7.483	7.483	0.000	7734553	0.02500	0.02781			
10 Aldrin						CAS #: 309-00-2		
8.284	8.284	0.000	24218300	0.02500	0.02583			
12 Heptachlor epoxide						CAS #: 1024-57-3		
9.564	9.564	0.000	20284220	0.02500	0.02699			
13 gamma-Chlordane						CAS #: 5103-74-2		
9.929	9.929	0.000	20129120	0.02500	0.02641			
14 alpha-Chlordane						CAS #: 5103-71-9		
10.206	10.206	0.000	18788287	0.02500	0.02634			

```
--------------------------------------------------------------------------------
   15 Endosulfan I                                CAS #: 959-98-8
10.278  10.278    0.000         7445850 0.02500  0.02713
--------------------------------------------------------------------------------
```

				AMOUNTS			
				CAL-AMT	ON-COL		
RT	EXP RT	DLT RT	RESPONSE	(ng)	(ng)	TARGET RANGE	RATIO
16 4,4'-DDE					CAS #: 72-55-9		
10.590	10.590	0.000	16922846	0.02500	0.02607		
17 Dieldrin					CAS #: 60-57-1		
10.764	10.764	0.000	8114109	0.02500	0.02710		
18 Endrin					CAS #: 72-20-8		
11.259	11.259	0.000	7134223	0.02500	0.02656		
21 4,4'-DDD					CAS #: 72-54-8		
11.540	11.540	0.000	12133233	0.02500	0.02666		
22 Endosulfan II					CAS #: 33213-65-9		
11.610	11.610	0.000	6153007	0.02500	0.02581		
24 4,4'-DDT					CAS #: 50-29-3		
12.012	12.012	0.000	8367509	0.02500	0.02473		
25 Endrin aldehyde					CAS #: 7421-93-4		
12.144	12.144	0.000	4372584	0.02500	0.02583		
26 Endosulfan sulfate					CAS #: 1031-07-8		
12.556	12.556	0.000	5232391	0.02500	0.02545		
27 Methoxychlor					CAS #: 72-43-5		
13.044	13.044	0.000	1953582	0.02500	0.02576		
29 Endrin ketone					CAS #: 53494-70-5		
13.302	13.302	0.000	5331009	0.02500	0.02541		
$ 30 Decachlorobiphenyl					CAS #: 2051-24-3		
15.058	15.058	0.000	3678961	0.02500	0.02688		

QC Flag Legend

M - Compound response manually integrated.

Data File: \\cansvr11\dd\chem\GCS\a2hp9.i\90415-1.b\90415-1.b\003F0301.D

Page 1

Date : 15-APR-2009 11:38

Client ID:

Instrument: a2hp9.i

Sample Info: ICV

Operator: 093905

Column phase: clp pesticides II

Column diameter: 0.53

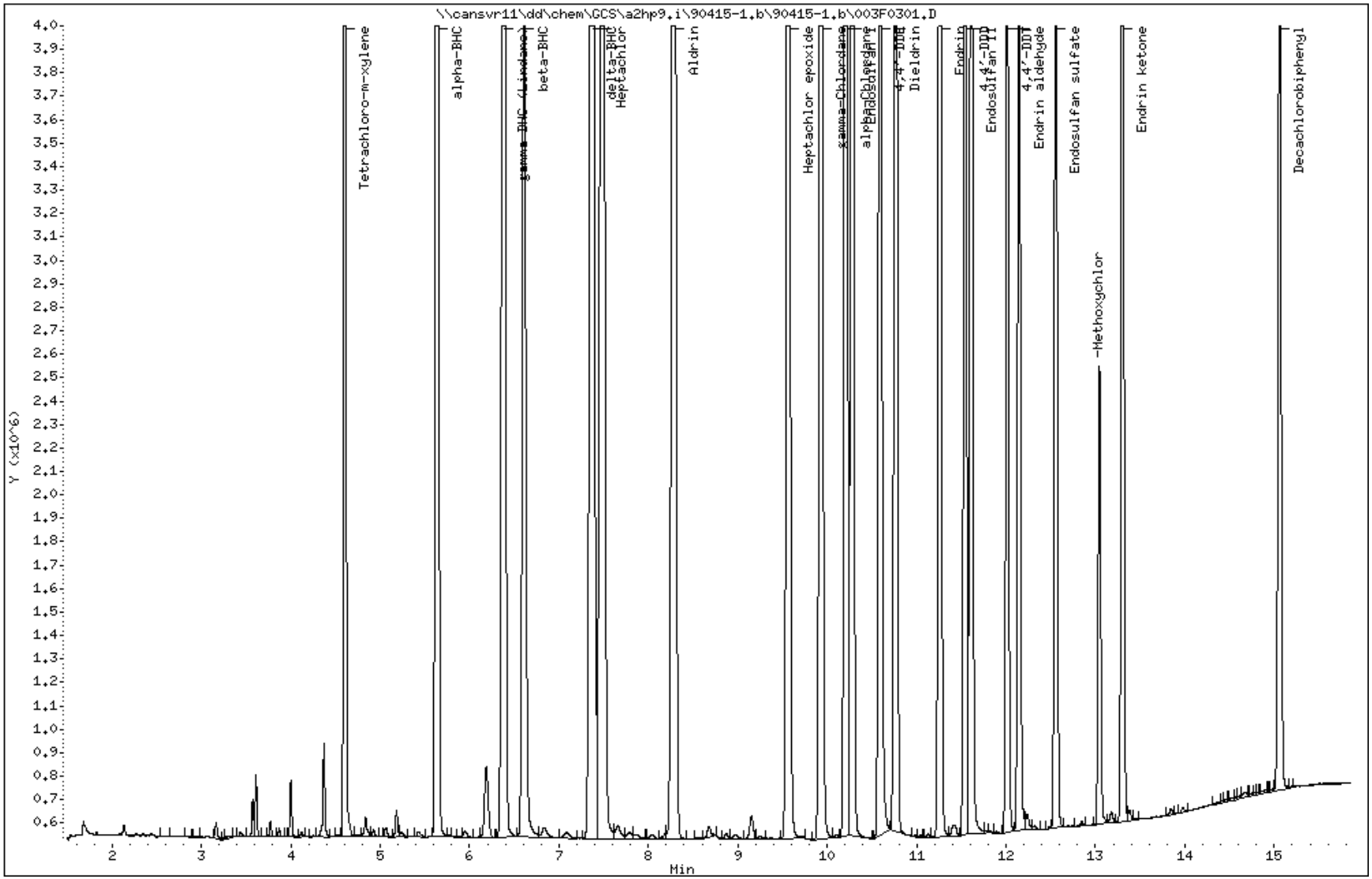

2000

North Canton

COMPOUNDS and EXP. RT REPORT

Operator: 093905 Date Acquired: 15-APR-2009 11:38
Data File: \\cansvr11\dd\chem\GCS\a2hp9.i\90415-1.b\90415-1.b\003F0301.D
Lab Sample ID: ICV
Misc. Info:
Instrument: a2hp9.i
Method: \\cansvr11\dd\chem\GCS\a2hp9.i\90415-1.b\PEST9.m\PEST9r.m
Dilution Factor: 1

Compound	RT	Area	Amount	Conc
1) Tetrachloro-m-xylene	4.604	16188487	0.025	0.025
4) alpha-BHC	5.635	30404434	0.027	0.027
5) gamma-BHC (Lindane)	6.380	26439440	0.026	0.026
6) beta-BHC	6.608	10492174	0.026	0.026
7) delta-BHC	7.367	25178295	0.026	0.026
8) Heptachlor	7.483	24969138	0.028	0.028
10) Aldrin	8.284	24218300	0.026	0.026
12) Heptachlor epoxide	9.564	20284220	0.027	0.027
13) gamma-Chlordane	9.930	20129120	0.026	0.026
14) alpha-Chlordane	10.207	18788287	0.026	0.026
15) Endosulfan I	10.278	17153047	0.027	0.027
16) 4,4'-DDE	10.591	16922846	0.026	0.026
17) Dieldrin	10.765	17582344	0.027	0.027
18) Endrin	11.259	15181479	0.027	0.027
21) 4,4'-DDD	11.541	12133233	0.027	0.027
22) Endosulfan II	11.611	13513860	0.026	0.026
24) 4,4'-DDT	12.012	8367509	0.025	0.025
25) Endrin aldehyde	12.145	9029899	0.026	0.026
26) Endosulfan sulfate	12.557	10511769	0.025	0.025
27) Methoxychlor	13.044	3887560	0.026	0.026
29) Endrin ketone	13.302	10312249	0.025	0.025
30) Decachlorobiphenyl	15.058	8546182	0.027	0.027

Data File Name: 003F0301.D
Inj. Date and Time: 15-APR-2009 11:38
Instrument ID: a2hp9.i
Client ID:
Compound Name: delta-BHC
CAS #: 319-86-8
Report Date: 04/15/2009

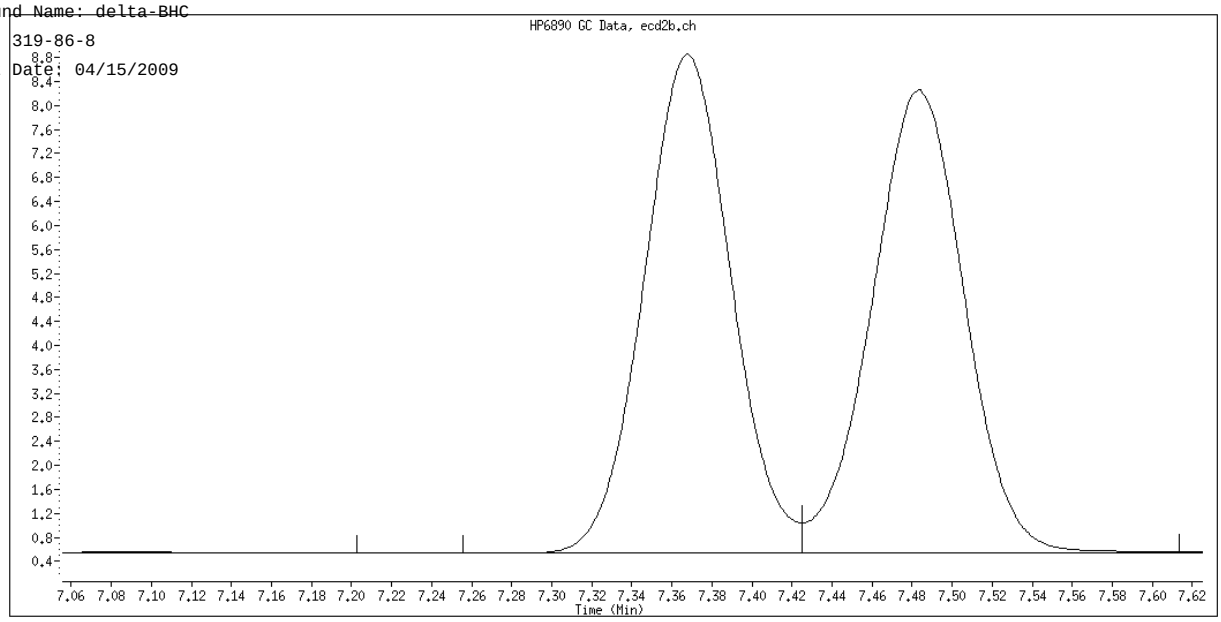

Original Integration

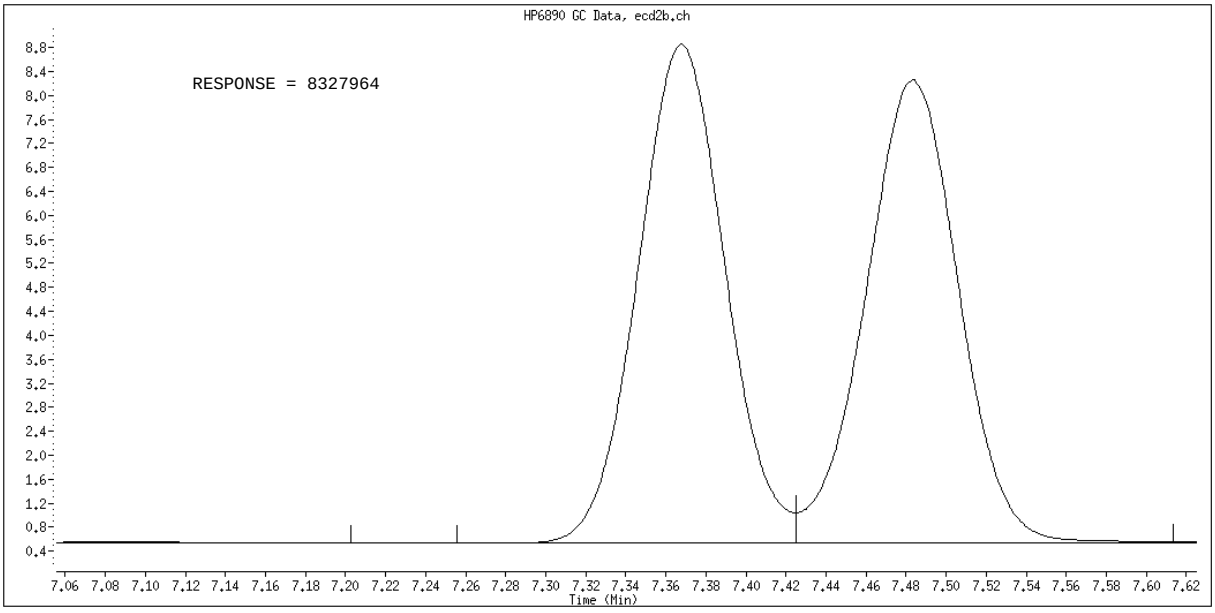

Manual Integration

Manually Integrated By: vandorenc
Manual Integration Reason: Manually Assigned

FORM 8
PESTICIDES ANALYTICAL SEQUENCE

Lab Name: NORTH CANTON Contract:

Lab Code: TALCAN Case No.: SAS No.: SDG No.: A9C310174

GC Column: CLP PESTICIDES II ID: 0.53 (mm) Init. Calib. Date(s): 04/05/09 04/06/09

Instrument ID: A2HP9

THE ANALYTICAL SEQUENCE OF PERFORMANCE EVALUATION MIXTURES, BLANKS, SAMPLES, AND STANDARDS IS GIVEN BELOW:

	MEAN SURROGATE RT FROM INITIAL CALIBRATION					
	CLIENT SAMPLE NO.	LAB SAMPLE ID	DATE ANALYZED	TIME ANALYZED	RT #	RT #
01		TOX3 F167	04/07/09	0626		
02		TC3 G025	04/07/09	0648		
03		MRL	04/07/09	1422		
04		PEM G087	04/07/09	1743		
05		AB3 G004	04/07/09	1806		
06	SCFQC-001-00	K9C7R1CF	04/07/09	1828		
07	SCFMW-002-00	K9C7W1CF	04/07/09	1851		
08	SCFMW-003-00	K9C711CF	04/07/09	1913		
09	SCFMW-004-00	K9C721CF	04/07/09	1935		
10	SCFMW-004-00	K9C731CF	04/07/09	1958		
11	SCFMW-005-00	K9C761CF	04/07/09	2020		
12	SCFMW-006-00	K9C771CF	04/07/09	2043		
13	K9FVMBLK	K9FVM1AA	04/07/09	2105		
14	K9FVMCHK	K9FVM1AC	04/07/09	2127		
15	K9FVMCKDUP	K9FVM1AD	04/07/09	2150		
16		AB3 G004	04/07/09	2212		
17	SCFWW-001-00	K9C691CP	04/07/09	2235		
18	SCFWW-002-00	K9C7F1CP	04/07/09	2257		
19	SCFWW-003-00	K9C7J1CP	04/07/09	2319		
20	K9FVLBLK	K9FVL1AA	04/07/09	2342		
21	K9FVLCHK	K9FVL1AC	04/08/09	0004		
22	K9FVLCKDUP	K9FVL1AD	04/08/09	0027		
23		AB3 G004	04/08/09	0049		
24	SCFWW-001-00	K9C691AD	04/08/09	0111		
25	SCFWW-002-00	K9C7F1AD	04/08/09	0134		
26	SCFWW-003-00	K9C7J1AD	04/08/09	0156		
27	K9D23BLK	K9D231AA	04/08/09	0219		
28	K9D23CHK	K9D231AC	04/08/09	0241		
29	K9D23CKDUP	K9D231AD	04/08/09	0303		
30		TOX 3 F167	04/08/09	0326		
31		TC3 G025	04/08/09	0348		
32		AB3 G004	04/08/09	0411		

QC LIMITS

Column used to flag retention time values with an asterisk.
* Values outside of QC limits.

FORM 8
PESTICIDES ANALYTICAL SEQUENCE

Lab Name: NORTH CANTON Contract:

Lab Code: TALCAN Case No.: SAS No.: SDG No.: A9C310174

GC Column: CLP PESTICIDES II ID: 0.53 (mm) Init. Calib. Date(s): 04/05/09 04/06/09

Instrument ID: A2HP9

THE ANALYTICAL SEQUENCE OF PERFORMANCE EVALUATION MIXTURES, BLANKS, SAMPLES, AND STANDARDS IS GIVEN BELOW:

	MEAN SURROGATE RT FROM INITIAL CALIBRATION					
	CLIENT SAMPLE NO.	LAB SAMPLE ID	DATE ANALYZED	TIME ANALYZED	RT #	RT #
01		MRL	04/08/09	0433		
02						
03						
04						
05						
06						
07						
08						
09						
10						
11						
12						
13						
14						
15						
16						
17						
18						
19						
20						
21						
22						
23						
24						
25						
26						
27						
28						
29						
30						
31						
32						

QC LIMITS

Column used to flag retention time values with an asterisk.
* Values outside of QC limits.

Report Date: 08-Apr-2009 10:10

Calibration History

Method : \\cansvr11\dd\chem\GCS\a2hp9.i\90406-1.b\PEST9.m
Start Cal Date: 05-APR-2009 22:16
End Cal Date : 06-APR-2009 20:44
Last Cal Level: 6
Last Cal Type : Continuing Calibration

Initial Calibration

Injection Date	Sublist	Calibration File
Cal Level: 1 , Cal Amount: 0.00500		
06-APR-2009 18:53	2-APPIX	\\cansvr11\dd\chem\GCS\a2hp9.i\90406-1.b\008F0801.D
06-APR-2009 17:01	21-CHDIAL	\\cansvr11\dd\chem\GCS\a2hp9.i\90406-1.b\003F0301.D
06-APR-2009 02:00	1-AB	\\cansvr11\dd\chem\GCS\a2hp9.i\90405-1.b\013F1301.D
06-APR-2009 00:08	15-TECHLOR	\\cansvr11\dd\chem\GCS\a2hp9.i\90405-1.b\008F0801.D
05-APR-2009 22:16	16-TOXAPH	\\cansvr11\dd\chem\GCS\a2hp9.i\90405-1.b\003F0301.D
Cal Level: 2 , Cal Amount: 0.01000		
06-APR-2009 19:15	2-APPIX	\\cansvr11\dd\chem\GCS\a2hp9.i\90406-1.b\009F0901.D
06-APR-2009 17:23	21-CHDIAL	\\cansvr11\dd\chem\GCS\a2hp9.i\90406-1.b\004F0401.D
06-APR-2009 02:23	1-AB	\\cansvr11\dd\chem\GCS\a2hp9.i\90405-1.b\014F1401.D
06-APR-2009 00:31	15-TECHLOR	\\cansvr11\dd\chem\GCS\a2hp9.i\90405-1.b\009F0901.D
05-APR-2009 22:39	16-TOXAPH	\\cansvr11\dd\chem\GCS\a2hp9.i\90405-1.b\004F0401.D
Cal Level: 3 , Cal Amount: 0.02500		
06-APR-2009 19:37	2-APPIX	\\cansvr11\dd\chem\GCS\a2hp9.i\90406-1.b\010F1001.D
06-APR-2009 17:45	21-CHDIAL	\\cansvr11\dd\chem\GCS\a2hp9.i\90406-1.b\005F0501.D
06-APR-2009 02:45	1-AB	\\cansvr11\dd\chem\GCS\a2hp9.i\90405-1.b\015F1501.D
06-APR-2009 00:53	15-TECHLOR	\\cansvr11\dd\chem\GCS\a2hp9.i\90405-1.b\010F1001.D
05-APR-2009 23:01	16-TOXAPH	\\cansvr11\dd\chem\GCS\a2hp9.i\90405-1.b\005F0501.D
Cal Level: 4 , Cal Amount: 0.05000		
06-APR-2009 20:00	2-APPIX	\\cansvr11\dd\chem\GCS\a2hp9.i\90406-1.b\011F1101.D
06-APR-2009 18:08	21-CHDIAL	

\\cansvr11\dd\chem\GCS\a2hp9.i\90406-1.b\006F0601.D		
06-APR-2009 03:08	1-AB	
\\cansvr11\dd\chem\GCS\a2hp9.i\90405-1.b\016F1601.D		
06-APR-2009 01:15	15-TECHLOR	
\\cansvr11\dd\chem\GCS\a2hp9.i\90405-1.b\011F1101.D		
05-APR-2009 23:24	16-TOXAPH	
\\cansvr11\dd\chem\GCS\a2hp9.i\90405-1.b\006F0601.D		

Cal Level: 5 , Cal Amount: 0.10000		
06-APR-2009 20:22	2-APPIX	
\\cansvr11\dd\chem\GCS\a2hp9.i\90406-1.b\012F1201.D		
06-APR-2009 18:30	21-CHDIAL	
\\cansvr11\dd\chem\GCS\a2hp9.i\90406-1.b\007F0701.D		
06-APR-2009 03:30	1-AB	
\\cansvr11\dd\chem\GCS\a2hp9.i\90405-1.b\017F1701.D		
06-APR-2009 01:38	15-TECHLOR	
\\cansvr11\dd\chem\GCS\a2hp9.i\90405-1.b\012F1201.D		
05-APR-2009 23:46	16-TOXAPH	
\\cansvr11\dd\chem\GCS\a2hp9.i\90405-1.b\007F0701.D		

Cal Level: 6 , Cal Amount: 0.20000		
06-APR-2009 20:44	2-APPIX	
\\cansvr11\dd\chem\GCS\a2hp9.i\90406-1.b\013F1301.D		
06-APR-2009 03:52	1-AB	
\\cansvr11\dd\chem\GCS\a2hp9.i\90405-1.b\018F1801.D		

Continuing Calibration
Ccal Level Mode: GLOBAL LEVEL 3

08-APR-2009 05:18	2-APPIX	
\\cansvr11\dd\chem\GCS\a2hp9.i\90406-1.b\100F5201.D		
08-APR-2009 04:55	21-CHDIAL	
\\cansvr11\dd\chem\GCS\a2hp9.i\90406-1.b\099F5101.D		
08-APR-2009 04:11	1-AB	
\\cansvr11\dd\chem\GCS\a2hp9.i\90406-1.b\097F4901.D		
08-APR-2009 03:48	15-TECHLOR	
\\cansvr11\dd\chem\GCS\a2hp9.i\90406-1.b\096F4801.D		
08-APR-2009 03:26	16-TOXAPH	
\\cansvr11\dd\chem\GCS\a2hp9.i\90406-1.b\095F4701.D		
08-APR-2009 00:49	1-AB	
\\cansvr11\dd\chem\GCS\a2hp9.i\90406-1.b\088F4001.D		
07-APR-2009 22:12	1-AB	
\\cansvr11\dd\chem\GCS\a2hp9.i\90406-1.b\081F3301.D		
07-APR-2009 18:06	1-AB	
\\cansvr11\dd\chem\GCS\a2hp9.i\90406-1.b\070F2201.D		
06-APR-2009 21:52	1-AB	
\\cansvr11\dd\chem\GCS\a2hp9.i\90406-1.b\016F1601.D		
06-APR-2009 21:29	15-TECHLOR	
\\cansvr11\dd\chem\GCS\a2hp9.i\90406-1.b\015F1501.D		
06-APR-2009 21:07	16-TOXAPH	
\\cansvr11\dd\chem\GCS\a2hp9.i\90406-1.b\014F1401.D		
07-APR-2009 14:00	1-AB	
\\cansvr11\dd\chem\GCS\a2hp9.i\90406-1.b\059F1101.D		
07-APR-2009 06:26	16-TOXAPH	
\\cansvr11\dd\chem\GCS\a2hp9.i\90406-1.b\039F3901.D		
07-APR-2009 08:18	2-APPIX	
\\cansvr11\dd\chem\GCS\a2hp9.i\90406-1.b\044F4401.D		
07-APR-2009 07:55	21-CHDIAL	

Report Date: 08-Apr-2009 10:14

Calibration History

Method : \\cansvr11\dd\chem\GCS\a2hp9.i\90406-1.b\PEST9.m\PEST9r.m
Start Cal Date: 05-APR-2009 22:16
End Cal Date : 06-APR-2009 20:44
Last Cal Level: 6
Last Cal Type : Continuing Calibration

Initial Calibration

Injection Date	Sublist	Calibration File
Cal Level: 1 , Cal Amount: 0.00500		
06-APR-2009 18:53	2-APPIX	\\cansvr11\dd\chem\GCS\a2hp9.i\90406-1.b\90406-1.b\008F0801.D
06-APR-2009 17:01	21-CHDIAL	\\cansvr11\dd\chem\GCS\a2hp9.i\90406-1.b\90406-1.b\003F0301.D
06-APR-2009 02:00	1-AB	\\cansvr11\dd\chem\GCS\a2hp9.i\90405-1.b\90405-1.b\013F1301.D
06-APR-2009 00:08	15-TECHLOR	\\cansvr11\dd\chem\GCS\a2hp9.i\90405-1.b\90405-1.b\008F0801.D
05-APR-2009 22:16	16-TOXAPH	\\cansvr11\dd\chem\GCS\a2hp9.i\90405-1.b\90405-1.b\003F0301.D
Cal Level: 2 , Cal Amount: 0.01000		
06-APR-2009 19:15	2-APPIX	\\cansvr11\dd\chem\GCS\a2hp9.i\90406-1.b\90406-1.b\009F0901.D
06-APR-2009 17:23	21-CHDIAL	\\cansvr11\dd\chem\GCS\a2hp9.i\90406-1.b\90406-1.b\004F0401.D
06-APR-2009 02:23	1-AB	\\cansvr11\dd\chem\GCS\a2hp9.i\90405-1.b\90405-1.b\014F1401.D
06-APR-2009 00:31	15-TECHLOR	\\cansvr11\dd\chem\GCS\a2hp9.i\90405-1.b\90405-1.b\009F0901.D
05-APR-2009 22:39	16-TOXAPH	\\cansvr11\dd\chem\GCS\a2hp9.i\90405-1.b\90405-1.b\004F0401.D
Cal Level: 3 , Cal Amount: 0.02500		
06-APR-2009 19:37	2-APPIX	\\cansvr11\dd\chem\GCS\a2hp9.i\90406-1.b\90406-1.b\010F1001.D
06-APR-2009 17:45	21-CHDIAL	\\cansvr11\dd\chem\GCS\a2hp9.i\90406-1.b\90406-1.b\005F0501.D
06-APR-2009 02:45	1-AB	\\cansvr11\dd\chem\GCS\a2hp9.i\90405-1.b\90405-1.b\015F1501.D
06-APR-2009 00:53	15-TECHLOR	\\cansvr11\dd\chem\GCS\a2hp9.i\90405-1.b\90405-1.b\010F1001.D
05-APR-2009 23:01	16-TOXAPH	\\cansvr11\dd\chem\GCS\a2hp9.i\90405-1.b\90405-1.b\005F0501.D
Cal Level: 4 , Cal Amount: 0.05000		
06-APR-2009 20:00	2-APPIX	\\cansvr11\dd\chem\GCS\a2hp9.i\90406-1.b\90406-1.b\011F1101.D
06-APR-2009 18:08	21-CHDIAL	

\\cansvr11\dd\chem\GCS\a2hp9.i\90406-1.b\90406-1.b\006F0601.D		
06-APR-2009 03:08	1-AB	
\\cansvr11\dd\chem\GCS\a2hp9.i\90405-1.b\90405-1.b\016F1601.D		
06-APR-2009 01:15	15-TECHLOR	
\\cansvr11\dd\chem\GCS\a2hp9.i\90405-1.b\90405-1.b\011F1101.D		
05-APR-2009 23:24	16-TOXAPH	
\\cansvr11\dd\chem\GCS\a2hp9.i\90405-1.b\90405-1.b\006F0601.D		

Cal Level: 5 , Cal Amount: 0.10000		
06-APR-2009 20:22	2-APPIX	
\\cansvr11\dd\chem\GCS\a2hp9.i\90406-1.b\90406-1.b\012F1201.D		
06-APR-2009 18:30	21-CHDIAL	
\\cansvr11\dd\chem\GCS\a2hp9.i\90406-1.b\90406-1.b\007F0701.D		
06-APR-2009 03:30	1-AB	
\\cansvr11\dd\chem\GCS\a2hp9.i\90405-1.b\90405-1.b\017F1701.D		
06-APR-2009 01:38	15-TECHLOR	
\\cansvr11\dd\chem\GCS\a2hp9.i\90405-1.b\90405-1.b\012F1201.D		
05-APR-2009 23:46	16-TOXAPH	
\\cansvr11\dd\chem\GCS\a2hp9.i\90405-1.b\90405-1.b\007F0701.D		

Cal Level: 6 , Cal Amount: 0.20000		
06-APR-2009 20:44	2-APPIX	
\\cansvr11\dd\chem\GCS\a2hp9.i\90406-1.b\90406-1.b\013F1301.D		
06-APR-2009 03:52	1-AB	
\\cansvr11\dd\chem\GCS\a2hp9.i\90405-1.b\90405-1.b\018F1801.D		

Continuing Calibration
Ccal Level Mode: GLOBAL LEVEL 3

08-APR-2009 05:18	2-APPIX	
\\cansvr11\dd\chem\GCS\a2hp9.i\90406-1.b\90406-1.b\100F5201.D		
08-APR-2009 04:55	21-CHDIAL	
\\cansvr11\dd\chem\GCS\a2hp9.i\90406-1.b\90406-1.b\099F5101.D		
08-APR-2009 04:11	1-AB	
\\cansvr11\dd\chem\GCS\a2hp9.i\90406-1.b\90406-1.b\097F4901.D		
08-APR-2009 03:48	15-TECHLOR	
\\cansvr11\dd\chem\GCS\a2hp9.i\90406-1.b\90406-1.b\096F4801.D		
08-APR-2009 03:26	16-TOXAPH	
\\cansvr11\dd\chem\GCS\a2hp9.i\90406-1.b\90406-1.b\095F4701.D		
08-APR-2009 00:49	1-AB	
\\cansvr11\dd\chem\GCS\a2hp9.i\90406-1.b\90406-1.b\088F4001.D		
07-APR-2009 22:12	1-AB	
\\cansvr11\dd\chem\GCS\a2hp9.i\90406-1.b\90406-1.b\081F3301.D		
07-APR-2009 18:06	1-AB	
\\cansvr11\dd\chem\GCS\a2hp9.i\90406-1.b\90406-1.b\070F2201.D		
08-APR-2009 05:18	2-APPIX	
\\cansvr11\dd\chem\GCS\a2hp9.i\90406-1.b\90406-1.b\100F5201.D		
08-APR-2009 04:55	21-CHDIAL	
\\cansvr11\dd\chem\GCS\a2hp9.i\90406-1.b\90406-1.b\099F5101.D		
08-APR-2009 04:11	1-AB	
\\cansvr11\dd\chem\GCS\a2hp9.i\90406-1.b\90406-1.b\097F4901.D		
08-APR-2009 03:48	15-TECHLOR	
\\cansvr11\dd\chem\GCS\a2hp9.i\90406-1.b\90406-1.b\096F4801.D		
08-APR-2009 03:26	16-TOXAPH	
\\cansvr11\dd\chem\GCS\a2hp9.i\90406-1.b\90406-1.b\095F4701.D		
08-APR-2009 00:49	1-AB	
\\cansvr11\dd\chem\GCS\a2hp9.i\90406-1.b\90406-1.b\088F4001.D		
07-APR-2009 22:12	1-AB	

TestAmerica North Canton

CONTINUING CALIBRATION COMPOUNDS

Instrument ID: a2hp9.i Injection Date: 07-APR-2009 06:26
Lab File ID: 039F3901.D Init. Cal. Date(s): 05-APR-2009 06-APR-2009
Analysis Type: Init. Cal. Times: 22:16 20:44
Lab Sample ID: TOX3 F167 Quant Type: ESTD
Method: \\cansvr11\dd\chem\GCS\a2hp9.i\90406-1.b\PEST9.m

COMPOUND	RRF / AMOUNT	RF0.025	CCAL RRF0.025	MIN RRF	%D / %DRIFT	MAX %D / %DRIFT	CURVE TYPE
24 Toxaphene(1)	5464938	5746812	5746812	0.010	-5.15787	15.00000	Averaged
(2)	5481938	5600504	5600504	0.010	-2.16285	15.00000	Averaged
(3)	6959247	7397569	7397569	0.010	-6.29841	15.00000	Averaged
(4)	6196999	6614620	6614620	0.010	-6.73909	15.00000	Averaged
(5)	3736007	4037878	4037878	0.010	-8.08003	15.00000	Averaged

Average %D / Drift Results.

Calculated Average %D/Drift = 5.68765
Maximun Average %D/Drift = 15.00000
* Passed Average %D/Drift Test.

TestAmerica North Canton

PESTICIDES 8081/608

Data file : \\cansvr11\dd\chem\GCS\a2hp9.i\90406-1.b\039F3901.D
Lab Smp Id: TOX3 F167
Inj Date : 07-APR-2009 06:26
Operator : 093905 Inst ID: a2hp9.i
Smp Info : TOX3 F167,,2
Misc Info : 16-TOXAPH.SUB
Comment :
Method : \\cansvr11\dd\chem\GCS\a2hp9.i\90406-1.b\PEST9.m
Meth Date : 07-Apr-2009 11:07 vandorenc Quant Type: ESTD
Cal Date : 06-APR-2009 20:44 Cal File: 013F1301.D
Als bottle: 39 Continuing Calibration Sample
Dil Factor: 1.00000
Integrator: Falcon Compound Sublist: 16-TOXAPH.SUB
Target Version: 4.14 Sample Matrix: None
Processing Host: CANPGCSV23

				AMOUNTS			
				CAL-AMT	ON-COL		
RT	EXP RT	DLT RT	RESPONSE	(ng)	(ng)	TARGET RANGE	RATIO
24 Toxaphene					CAS #: 8001-35-2		
9.958	9.958	0.000	5746812	1.00000	1.052	80.00- 120.00	100.00(M)
10.391	10.391	0.000	5600504	1.00000	1.022	114.04- 154.04	97.45
11.100	11.100	0.000	7397569	1.00000	1.063	115.64- 155.64	128.72
11.244	11.244	0.000	6614620	1.00000	1.067	52.78- 92.78	115.10
11.651	11.651	0.000	4037878	1.00000	1.081	69.36- 109.36	70.26
		Average of Peak Amounts =			1.05700		

QC Flag Legend

M - Compound response manually integrated.

Data File: \\cansvr11\dd\chem\GCS\a2hp9.i\90406-1.b\039F3901.D

Page 1

Date : 07-APR-2009 06:26

Client ID:

Instrument: a2hp9.i

Sample Info: TOX3 F167,,2

Operator: 093905

Column phase: clp pesticides I

Column diameter: 0.53

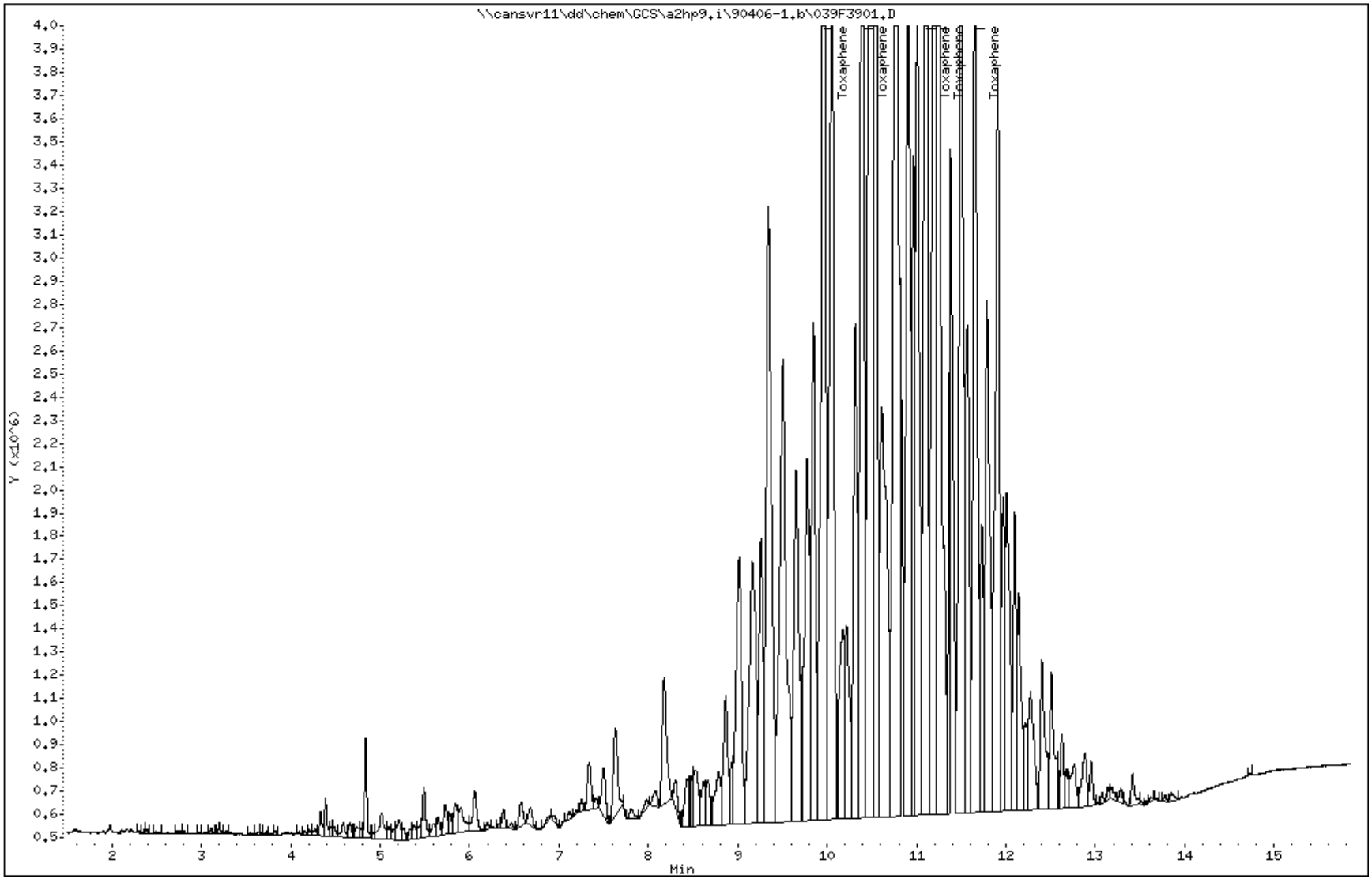

2011

North Canton

COMPOUNDS and EXP. RT REPORT

Operator: 093905 Date Acquired: 07-APR-2009 06:26
Data File: \\cansvr11\dd\chem\GCS\a2hp9.i\90406-1.b\039F3901.D
Lab Sample ID: TOX3 F167
Misc. Info: 16-TOXAPH.SUB
Instrument: a2hp9.i
Method: \\cansvr11\dd\chem\GCS\a2hp9.i\90406-1.b\PEST9.m
Dilution Factor: 1

Compound	RT	Area	Amount	Conc
24) Toxaphene	9.959	17975216	1.052	1.052

Data File Name: 039F3901.D
Inj. Date and Time: 07-APR-2009 06:26
Instrument ID: a2hp9.i
Client ID:
Compound Name: Toxaphene
CAS #: 8001-35-2
Report Date: 04/07/2009

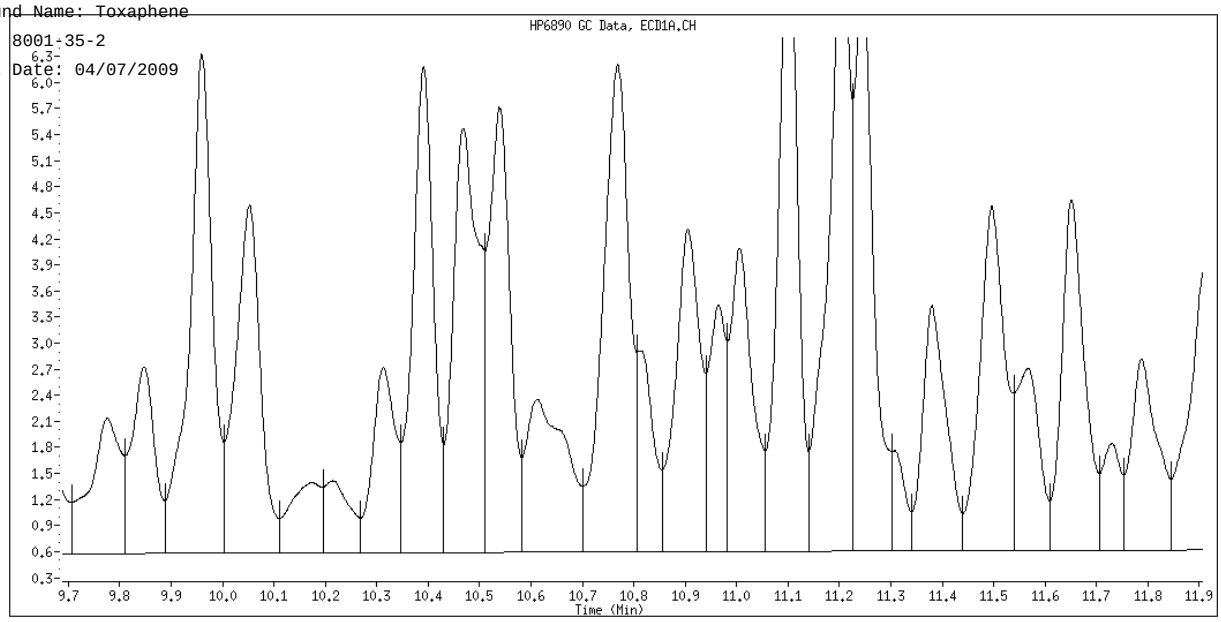

Original Integration

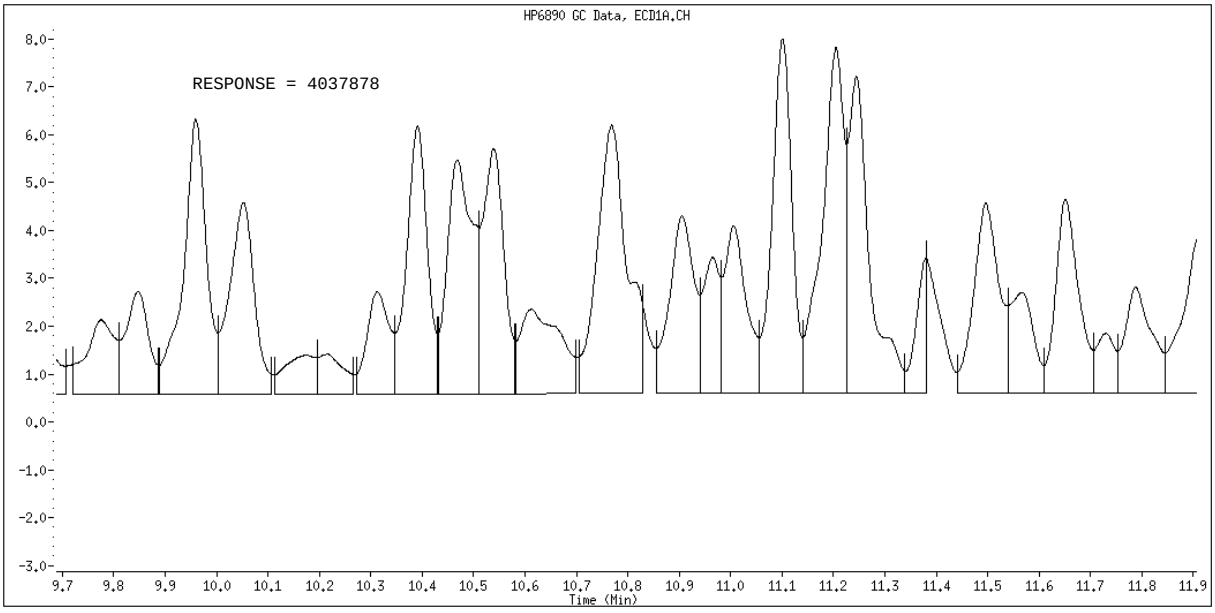

Manual Integration

Manually Integrated By: vandorenc
Manual Integration Reason: Baseline Event

TestAmerica North Canton

CONTINUING CALIBRATION COMPOUNDS

Instrument ID: a2hp9.i Injection Date: 07-APR-2009 06:48
Lab File ID: 040F4001.D Init. Cal. Date(s): 05-APR-2009 06-APR-2009
Analysis Type: Init. Cal. Times: 22:16 20:44
Lab Sample ID: TC3 G025 Quant Type: ESTD
Method: \\cansvr11\dd\chem\GCS\a2hp9.i\90406-1.b\PEST9.m

COMPOUND	RRF / AMOUNT	RF0.025	CCAL RRF0.025	MIN RRF	%D / %DRIFT	MAX %D / %DRIFT	CURVE TYPE
9 Tech Chlordane(1)	9520517	8980040	8980040	0.010	5.67697	15.00000	Averaged
(2)	7215766	7077590	7077590	0.010	1.91492	15.00000	Averaged
(3)	15967750	15530680	15530680	0.010	2.73721	15.00000	Averaged
(4)	25763710	24959440	24959440	0.010	3.12172	15.00000	Averaged

Average %D / Drift Results.
Calculated Average %D/Drift = 3.36270
Maximun Average %D/Drift = 15.00000
* Passed Average %D/Drift Test.

TestAmerica North Canton

PESTICIDES 8081/608

Data file : \\cansvr11\dd\chem\GCS\a2hp9.i\90406-1.b\040F4001.D
Lab Smp Id: TC3 G025
Inj Date : 07-APR-2009 06:48
Operator : 093905 Inst ID: a2hp9.i
Smp Info : TC3 G025,,2
Misc Info : 15-TECHLOR.SUB
Comment :
Method : \\cansvr11\dd\chem\GCS\a2hp9.i\90406-1.b\PEST9.m
Meth Date : 07-Apr-2009 11:07 vandorenc Quant Type: ESTD
Cal Date : 06-APR-2009 20:44 Cal File: 013F1301.D
Als bottle: 40 Continuing Calibration Sample
Dil Factor: 1.00000
Integrator: Falcon Compound Sublist: 15-TECHLOR.SUB
Target Version: 4.14 Sample Matrix: None
Processing Host: CANPGCSV23

				AMOUNTS			
				CAL-AMT	ON-COL		
RT	EXP RT	DLT RT	RESPONSE	(ng)	(ng)	TARGET RANGE	RATIO
9 Tech Chlordane					CAS #: 57-74-9		
5.502	5.502	0.000	898004	0.10000	0.09432	0.00- 20.00	100.00
6.501	6.501	0.000	707759	0.10000	0.09808	0.00- 20.00	78.81
7.906	7.906	0.000	1553068	0.10000	0.09726	0.00- 20.00	172.95
8.217	8.217	0.000	2495944	0.10000	0.09688	0.00- 20.00	277.94
		Average of Peak Amounts =			0.09663		

Data File: \\cansvr11\dd\chem\GCS\a2hp9.i\90406-1.b\040F4001.D

Date : 07-APR-2009 06:48

Client ID:

Instrument: a2hp9.i

Sample Info: TC3 G025,,2

Operator: 093905

Column phase: clp pesticides I

Column diameter: 0.53

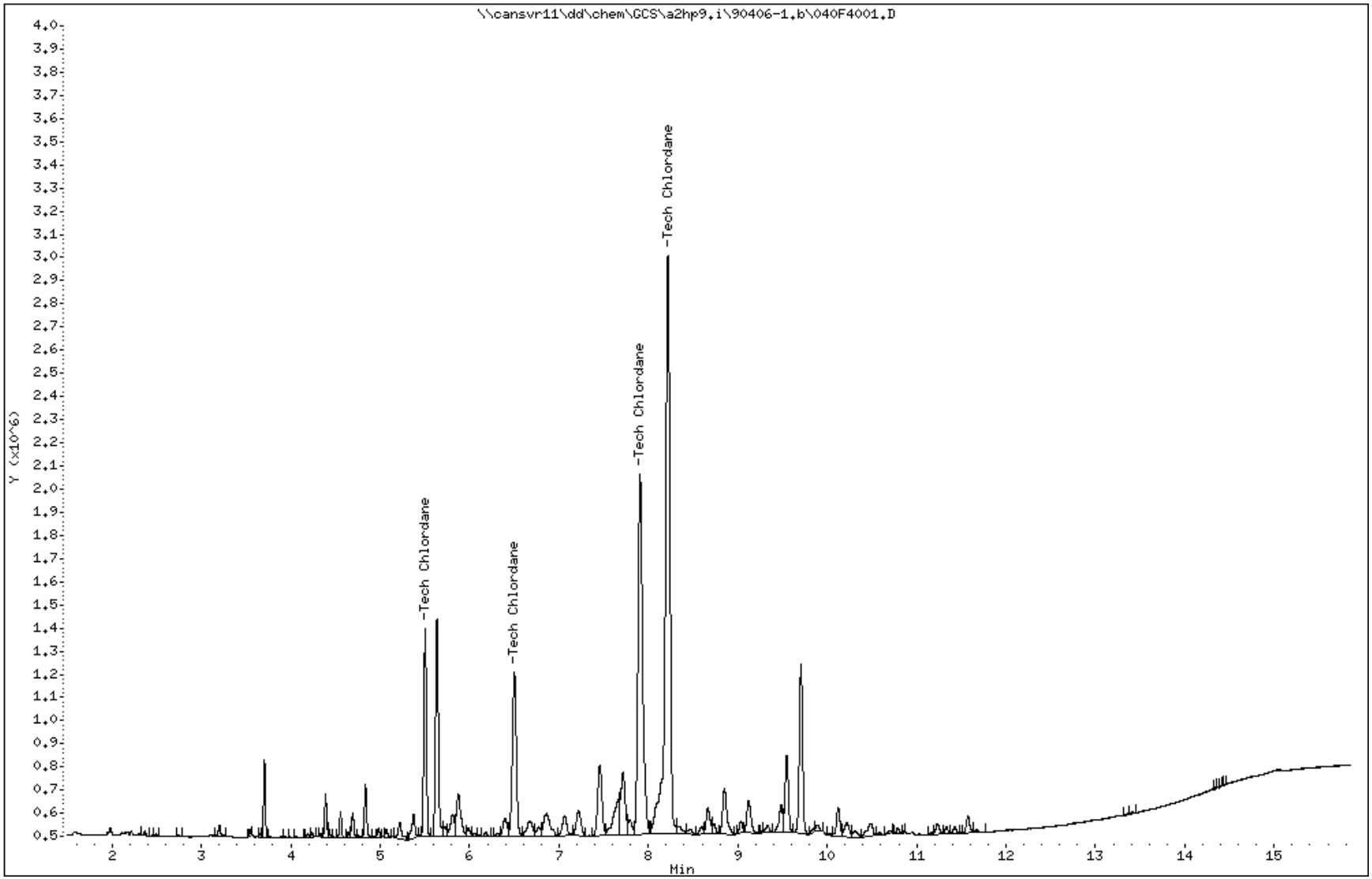

2016
North Canton

COMPOUNDS and EXP. RT REPORT

Operator: 093905 Date Acquired: 07-APR-2009 06:48
Data File: //cansvr11/dd/chem/GCS/a2hp9.i/90406-1.b/040F4001.D
Lab Sample ID: TC3 G025
Misc. Info: 15-TECHLOR.SUB
Instrument: a2hp9.i
Method: \\cansvr11\dd\chem\GCS\a2hp9.i\90406-1.b\PEST9.m
Dilution Factor: 1

Compound	RT	Area	Amount	Conc
9) Tech Chlordane	5.503	1820424	0.094	0.094

Report Date: 07-Apr-2009 14:41

TestAmerica North Canton

RECOVERY REPORT

Client Name: Client SDG: SDGa00713
Sample Matrix: LIQUID Fraction: Pesticides
Lab Smp Id: MRL
Level: LOW Operator: 093905
Data Type: GC MULTI COMP SampleType: MRL
SpikeList File: MRL.spk Quant Type: ESTD
Sublist File: mrl.sub
Method File: \\cansvr11\dd\chem\GCS\a2hp9.i\90406-1.b\PEST9.m
Misc Info:

SPIKE COMPOUND	AMOUNT ADDED ng	AMOUNT RECOVERED ng	% RECOVERED	LIMITS
4 alpha-BHC	0.005000	0.005066	101.32	70-130
5 gamma-BHC (Lindane	0.005000	0.005293	105.86	70-130
6 beta-BHC	0.005000	0.006073	121.46	70-130
7 delta-BHC	0.005000	0.005220	104.40	70-130
8 Heptachlor	0.005000	0.005602	112.03	70-130
10 Aldrin	0.005000	0.005390	107.81	70-130
12 Heptachlor epoxide	0.005000	0.005662	113.24	70-130
13 gamma-Chlordane	0.005000	0.005617	112.34	70-130
14 alpha-Chlordane	0.005000	0.005615	112.29	70-130
15 Endosulfan I	0.005000	0.005689	113.77	70-130
16 4,4'-DDE	0.005000	0.005334	106.67	70-130
17 Dieldrin	0.005000	0.005331	106.62	70-130
18 Endrin	0.005000	0.005673	113.46	70-130
20 4,4'-DDD	0.005000	0.005558	111.15	70-130
22 Endosulfan II	0.005000	0.005501	110.01	70-130
23 4,4'-DDT	0.005000	0.005398	107.97	70-130
25 Endrin aldehyde	0.005000	0.005590	111.80	70-130
27 Methoxychlor	0.005000	0.005847	116.94	70-130
28 Endosulfan sulfate	0.005000	0.005480	109.61	70-130
29 Endrin ketone	0.005000	0.005497	109.94	70-130

TestAmerica North Canton

PESTICIDES 8081/608

Data file : \\cansvr11\dd\chem\GCS\a2hp9.i\90406-1.b\060F1201.D
Lab Smp Id: MRL
Inj Date : 07-APR-2009 14:22
Operator : 093905 Inst ID: a2hp9.i
Smp Info : MRL
Misc Info :
Comment :
Method : \\cansvr11\dd\chem\GCS\a2hp9.i\90406-1.b\PEST9.m
Meth Date : 07-Apr-2009 14:41 vandorenc Quant Type: ESTD
Cal Date : 06-APR-2009 20:44 Cal File: 013F1301.D
Als bottle: 60 QC Sample: MRL
Dil Factor: 1.00000
Integrator: Falcon Compound Sublist: mrl.sub
Target Version: 4.14 Sample Matrix: WATER
Processing Host: CANPGCSV23

Concentration Formula: Amt * DF * Vt/Vo/Vi * CpndVariable

Name	Value	Description
DF	1.000	Dilution Factor
Vt	1.000	Volume of final extract (uL)
Vo	1.000	Volume of sample extracted (mL)
Vi	1.000	Volume injected
Cpnd Variable		Local Compound Variable

RT	EXP RT	DLT RT	RESPONSE	CONCENTRATIONS ON-COL (ng)	CONCENTRATIONS FINAL (ug/L)	TARGET RANGE	RATIO
4 alpha-BHC					CAS #: 319-84-6		
4.494	4.494	0.000	2805060	0.00507	0.005066		
5 gamma-BHC (Lindane)					CAS #: 58-89-9		
4.914	4.915	-0.001	2679356	0.00529	0.005293		
6 beta-BHC					CAS #: 319-85-7		
5.060	5.061	-0.001	1259496	0.00607	0.006073		
7 delta-BHC					CAS #: 319-86-8		
5.308	5.309	-0.001	2663411	0.00522	0.005220		
8 Heptachlor					CAS #: 76-44-8		
5.635	5.635	0.000	2637682	0.00560	0.005602		
10 Aldrin					CAS #: 309-00-2		
6.162	6.164	-0.002	2816071	0.00539	0.005390		

```
--------------------------------------------------------------------------------
   12 Heptachlor epoxide                          CAS #: 1024-57-3
7.601    7.603   -0.002         2545946 0.00566  0.005662
--------------------------------------------------------------------------------
```

				CONCENTRATIONS ON-COL (ng)	FINAL (ug/L)	TARGET RANGE	RATIO
RT	EXP RT	DLT RT	RESPONSE				
13 gamma-Chlordane					CAS #: 5103-74-2		
7.907	7.908	-0.001	2575829	0.00562	0.005617		
14 alpha-Chlordane					CAS #: 5103-71-9		
8.224	8.224	0.000	2618235	0.00561	0.005615		
15 Endosulfan I					CAS #: 959-98-8		
8.478	8.480	-0.002	2384910	0.00569	0.005689		
16 4,4'-DDE					CAS #: 72-55-9		
8.553	8.554	-0.001	2523340	0.00533	0.005334		
17 Dieldrin					CAS #: 60-57-1		
8.992	8.993	-0.001	2471464	0.00533	0.005331		
18 Endrin					CAS #: 72-20-8		
9.416	9.417	-0.001	2318876	0.00567	0.005673		
20 4,4'-DDD					CAS #: 72-54-8		
9.731	9.731	0.000	1712088	0.00556	0.005558		
22 Endosulfan II					CAS #: 33213-65-9		
9.838	9.838	0.000	2282511	0.00550	0.005501		
23 4,4'-DDT					CAS #: 50-29-3		
10.220	10.221	-0.001	1877040	0.00540	0.005398		
25 Endrin aldehyde					CAS #: 7421-93-4		
10.590	10.590	0.000	1791187	0.00559	0.005590		
27 Methoxychlor					CAS #: 72-43-5		
11.119	11.119	0.000	956706	0.00585	0.005847		
28 Endosulfan sulfate					CAS #: 1031-07-8		
11.289	11.289	0.000	1996529	0.00548	0.005480		
29 Endrin ketone					CAS #: 53494-70-5		
11.680	11.682	-0.002	2187624	0.00550	0.005497		

Data File: \\cansvr11\dd\chem\GCS\a2hp9.i\90406-1.b\060F1201.D

Page 1

Date : 07-APR-2009 14:22

Client ID:

Instrument: a2hp9.i

Sample Info: MRL

Volume Injected (uL): 1.0

Operator: 093905

Column phase: clp pesticides I

Column diameter: 0.53

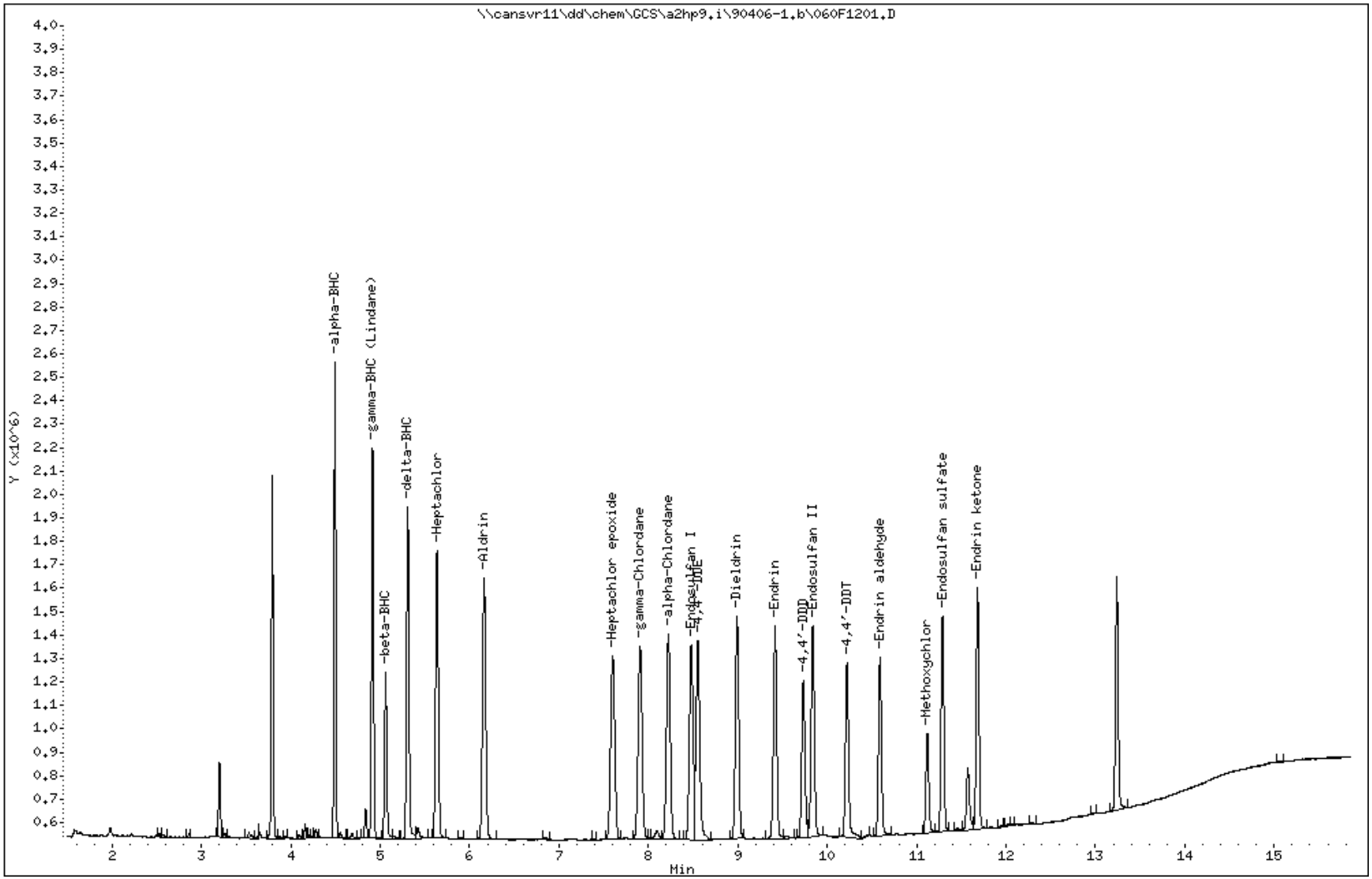

2022

North Canton

Data File: \\cansvr11\dd\chem\GCS\a2hp9.i\90406-1.b/069F2101.D
Report Date: 04/08/2009

EVALB Degradation Report

Instrument ID: a2hp9.i Injection Date: 07-APR-2009 17:43
Lab File ID: 069F2101.D Lab Sample ID: PEM G087
Analysis Type: NONE Method File: \\cansvr11\dd\chem\GCS\a2hp9.i\90406-1.b\PES

4,4'-DDT Degradation

RT	Area	Compound
10.220	33903208	4,4'-DDT
8.5528	202003	4,4'-DDE
9.7311	375166	4,4'-DDD

Percent Degradation of 4,4'-DDT: 1.67

Endrin Degradation

RT	Area	Compound
9.4161	18727970	Endrin
10.589	901912	Endrin aldehyde
11.682	1327630	Endrin ketone

Percent Degradation of Endrin: 10.64

TestAmerica North Canton

PESTICIDES 8081/608

Data file : \\cansvr11\dd\chem\GCS\a2hp9.i\90406-1.b\069F2101.D
Lab Smp Id: PEM G087
Inj Date : 07-APR-2009 17:43
Operator : 093905 Inst ID: a2hp9.i
Smp Info : PEM G087
Misc Info : 12-PEM.SUB
Comment :
Method : \\cansvr11\dd\chem\GCS\a2hp9.i\90406-1.b\PEST9.m
Meth Date : 08-Apr-2009 06:32 vandorenc Quant Type: ESTD
Cal Date : 06-APR-2009 20:44 Cal File: 013F1301.D
Als bottle: 69 QC Sample: PEM
Dil Factor: 1.00000
Integrator: Falcon Compound Sublist: 12-PEM.SUB
Target Version: 4.14 Sample Matrix: None
Processing Host: CANPGCSV23

RT	EXP RT	DLT RT	RESPONSE	CONCENTRATIONS ON-COL (ng)	CONCENTRATIONS FINAL (ng)	TARGET RANGE	RATIO
4 alpha-BHC						CAS #: 319-84-6	
4.493	4.494	-0.001	5183903	0.00936	0.009363		
5 gamma-BHC (Lindane)						CAS #: 58-89-9	
4.914	4.914	0.000	4547071	0.00898	0.008982		
6 beta-BHC						CAS #: 319-85-7	
5.061	5.061	0.000	2017949	0.00973	0.009730		
16 4,4'-DDE						CAS #: 72-55-9	
8.552	8.552	0.000	202003	4e-004	0.0004270		
18 Endrin						CAS #: 72-20-8	
9.416	9.417	-0.001	18727970	0.04582	0.04582		
20 4,4'-DDD						CAS #: 72-54-8	
9.731	9.731	0.000	375166	0.00122	0.001218		
22 Endosulfan II						CAS #: 33213-65-9	
9.840	9.838	0.002	11054	3e-005	0.00002664		
23 4,4'-DDT						CAS #: 50-29-3	
10.220	10.221	-0.001	33903208	0.09750	0.09750		
25 Endrin aldehyde						CAS #: 7421-93-4	
10.589	10.589	0.000	901912	0.00281	0.002814		
27 Methoxychlor						CAS #: 72-43-5	
11.116	11.117	-0.001	36508400	0.22312	0.2231		

```
--------------------------------------------------------------------------------
   28 Endosulfan sulfate                          CAS #: 1031-07-8
11.284  11.288   -0.004          303288  8e-004  0.0008325
--------------------------------------------------------------------------------
```

RT	EXP RT	DLT RT	RESPONSE	CONCENTRATIONS ON-COL (ng)	CONCENTRATIONS FINAL (ng)	TARGET RANGE	RATIO
29 Endrin ketone					CAS #: 53494-70-5		
11.681	11.681	0.000	1327630	0.00334	0.003336		

Data File: \\cansvr11\dd\chem\GCS\a2hp9.i\90406-1.b\069F2101.D

Date : 07-APR-2009 17:43

Client ID:

Instrument: a2hp9.i

Sample Info: PEM G087

Operator: 093905

Column phase: clp pesticides I

Column diameter: 0.53

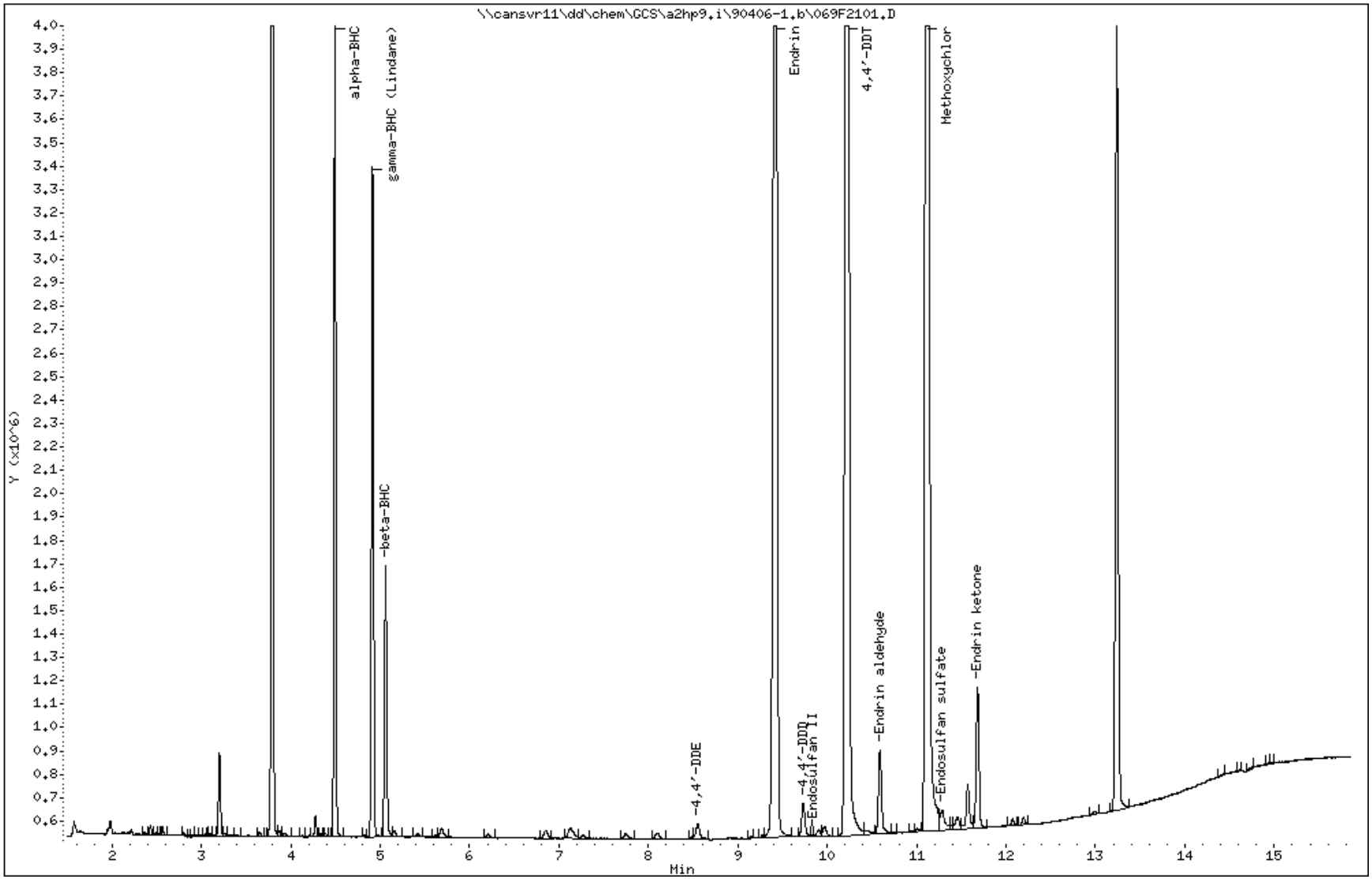

COMPOUNDS and EXP. RT REPORT

Operator: 093905 Date Acquired: 07-APR-2009 17:43
Data File: //cansvr11/dd/chem/GCS/a2hp9.i/90406-1.b/069F2101.D
Lab Sample ID: PEM G087
Misc. Info: 12-PEM.SUB
Instrument: a2hp9.i
Method: \\cansvr11\dd\chem\GCS\a2hp9.i\90406-1.b\PEST9.m
Dilution Factor: 1

Compound	RT	Area	Amount	Conc
4) alpha-BHC	4.494	5183903	0.009	0.009
5) gamma-BHC (Lindane)	4.914	4547071	0.009	0.009
6) beta-BHC	5.061	2017949	0.010	0.010
16) 4,4'-DDE	8.553	202003	0.000	0.000
18) Endrin	9.416	18727970	0.046	0.046
20) 4,4'-DDD	9.731	375166	0.001	0.001
22) Endosulfan II	9.840	11054	0.000	0.000
23) 4,4'-DDT	10.220	33903208	0.098	0.098
25) Endrin aldehyde	10.589	901912	0.003	0.003
27) Methoxychlor	11.117	36508400	0.223	0.223
28) Endosulfan sulfate	11.284	303288	0.001	0.001
29) Endrin ketone	11.682	1327630	0.003	0.003

TestAmerica North Canton

CONTINUING CALIBRATION COMPOUNDS

Instrument ID: a2hp9.i Injection Date: 07-APR-2009 18:06
Lab File ID: 070F2201.D Init. Cal. Date(s): 05-APR-2009 06-APR-2009
Analysis Type: Init. Cal. Times: 22:16 20:44
Lab Sample ID: AB3 G004 Quant Type: ESTD
Method: \\cansvr11\dd\chem\GCS\a2hp9.i\90406-1.b\PEST9.m

COMPOUND	RRF / AMOUNT	RF0.025	CCAL RRF0.025	MIN RRF	%D / %DRIFT	MAX %D / %DRIFT	CURVE TYPE
$ 1 Tetrachloro-m-xylene	419588836	405848600	405848600	0.000	3.27469	15.00000	Averaged
4 alpha-BHC	553678942	609549440	609549440	0.010	-10.09078	15.00000	Averaged
5 gamma-BHC (Lindane)	506215761	560084640	560084640	0.010	-10.64149	15.00000	Averaged
6 beta-BHC	207399624	228476720	228476720	0.010	-10.16255	15.00000	Averaged
7 delta-BHC	510227036	561742240	561742240	0.010	-10.09653	15.00000	Averaged
8 Heptachlor	470872403	525037840	525037840	0.010	-11.50321	15.00000	Averaged
10 Aldrin	522421716	556172760	556172760	0.010	-6.46050	15.00000	Averaged
12 Heptachlor epoxide	449662826	481825720	481825720	0.010	-7.15267	15.00000	Averaged
13 gamma-Chlordane	458578423	491627240	491627240	0.010	-7.20680	15.00000	Averaged
14 alpha-Chlordane	466319638	494435120	494435120	0.010	-6.02923	15.00000	Averaged
15 Endosulfan I	419240543	449444480	449444480	0.010	-7.20444	15.00000	Averaged
16 4,4'-DDE	473103340	479499120	479499120	0.010	-1.35188	15.00000	Averaged
17 Dieldrin	463588414	491184760	491184760	0.010	-5.95277	15.00000	Averaged
18 Endrin	408763810	447724160	447724160	0.010	-9.53126	15.00000	Averaged
20 4,4'-DDD	308054480	343465680	343465680	0.010	-11.49511	15.00000	Averaged
22 Endosulfan II	414947829	431563120	431563120	0.010	-4.00419	15.00000	Averaged
23 4,4'-DDT	347712118	352028360	352028360	0.010	-1.24133	15.00000	Averaged
25 Endrin aldehyde	320441057	333403160	333403160	0.010	-4.04508	15.00000	Averaged
27 Methoxychlor	163630353	167563280	167563280	0.010	-2.40354	15.00000	Averaged
28 Endosulfan sulfate	364305846	385717320	385717320	0.010	-5.87733	15.00000	Averaged
29 Endrin ketone	397978248	413970520	413970520	0.010	-4.01838	15.00000	Averaged
$ 30 Decachlorobiphenyl	335389512	359170280	359170280	0.010	-7.09049	15.00000	Averaged

Average %D / Drift Results.

Calculated Average %D/Drift = 6.67428
Maximun Average %D/Drift = 15.00000
* Passed Average %D/Drift Test.

TestAmerica North Canton

PESTICIDES 8081/608

Data file : \\cansvr11\dd\chem\GCS\a2hp9.i\90406-1.b\070F2201.D
Lab Smp Id: AB3 G004
Inj Date : 07-APR-2009 18:06
Operator : 093905 Inst ID: a2hp9.i
Smp Info : AB3 G004,,2
Misc Info : 1-AB.SUB
Comment :
Method : \\cansvr11\dd\chem\GCS\a2hp9.i\90406-1.b\PEST9.m
Meth Date : 08-Apr-2009 08:53 vandorenc Quant Type: ESTD
Cal Date : 06-APR-2009 20:44 Cal File: 013F1301.D
Als bottle: 70 Continuing Calibration Sample
Dil Factor: 1.00000
Integrator: Falcon Compound Sublist: 1-AB.SUB
Target Version: 4.14 Sample Matrix: None
Processing Host: CANPGCSV23

				AMOUNTS			
				CAL-AMT	ON-COL		
RT	EXP RT	DLT RT	RESPONSE	(ng)	(ng)	TARGET RANGE	RATIO
$ 1 Tetrachloro-m-xylene						CAS #: 877-09-8	
3.793	3.793	0.000	10146215	0.02500	0.02418		
4 alpha-BHC						CAS #: 319-84-6	
4.494	4.494	0.000	15238736	0.02500	0.02752		
5 gamma-BHC (Lindane)						CAS #: 58-89-9	
4.914	4.914	0.000	14002116	0.02500	0.02766		
6 beta-BHC						CAS #: 319-85-7	
5.061	5.061	0.000	5711918	0.02500	0.02754		
7 delta-BHC						CAS #: 319-86-8	
5.308	5.308	0.000	14043556	0.02500	0.02752		
8 Heptachlor						CAS #: 76-44-8	
5.634	5.634	0.000	13125946	0.02500	0.02788		
10 Aldrin						CAS #: 309-00-2	
6.162	6.162	0.000	13904319	0.02500	0.02662		
12 Heptachlor epoxide						CAS #: 1024-57-3	
7.600	7.600	0.000	12045643	0.02500	0.02679		
13 gamma-Chlordane						CAS #: 5103-74-2	
7.908	7.908	0.000	12290681	0.02500	0.02680		
14 alpha-Chlordane						CAS #: 5103-71-9	
8.223	8.223	0.000	12360878	0.02500	0.02651		

```
--------------------------------------------------------------------------------
   15 Endosulfan I                                CAS #: 959-98-8
8.478    8.478    0.000        11236112 0.02500  0.02680
--------------------------------------------------------------------------------
```

				AMOUNTS			
				CAL-AMT	ON-COL		
RT	EXP RT	DLT RT	RESPONSE	(ng)	(ng)	TARGET RANGE	RATIO
16 4,4'-DDE					CAS #: 72-55-9		
8.553	8.553	0.000	11987478	0.02500	0.02534		
17 Dieldrin					CAS #: 60-57-1		
8.993	8.993	0.000	12279619	0.02500	0.02649		
18 Endrin					CAS #: 72-20-8		
9.418	9.418	0.000	11193104	0.02500	0.02738		
20 4,4'-DDD					CAS #: 72-54-8		
9.731	9.731	0.000	8586642	0.02500	0.02787		
22 Endosulfan II					CAS #: 33213-65-9		
9.838	9.838	0.000	10789078	0.02500	0.02600		
23 4,4'-DDT					CAS #: 50-29-3		
10.221	10.221	0.000	8800709	0.02500	0.02531		
25 Endrin aldehyde					CAS #: 7421-93-4		
10.589	10.589	0.000	8335079	0.02500	0.02601		
27 Methoxychlor					CAS #: 72-43-5		
11.118	11.118	0.000	4189082	0.02500	0.02560		
28 Endosulfan sulfate					CAS #: 1031-07-8		
11.288	11.288	0.000	9642933	0.02500	0.02647		
29 Endrin ketone					CAS #: 53494-70-5		
11.681	11.681	0.000	10349263	0.02500	0.02600		
$ 30 Decachlorobiphenyl					CAS #: 2051-24-3		
13.238	13.238	0.000	8979257	0.02500	0.02677		

Data File: \\cansvr11\dd\chem\GCS\a2hp9.i\90406-1.b\070F2201.D

Date : 07-APR-2009 18:06

Client ID:

Instrument: a2hp9.i

Sample Info: AB3 G004,,2

Operator: 093905

Column phase: clp pesticides I

Column diameter: 0.53



COMPOUNDS and EXP. RT REPORT

Operator: 093905 Date Acquired: 07-APR-2009 18:06
Data File: //cansvr11/dd/chem/GCS/a2hp9.i/90406-1.b/070F2201.D
Lab Sample ID: AB3 G004
Misc. Info: 1-AB.SUB
Instrument: a2hp9.i
Method: \\cansvr11\dd\chem\GCS\a2hp9.i\90406-1.b\PEST9.m
Dilution Factor: 1

Compound	RT	Area	Amount	Conc
1) Tetrachloro-m-xylene	3.793	10146215	0.024	0.024
4) alpha-BHC	4.495	15238736	0.028	0.028
5) gamma-BHC (Lindane)	4.915	14002116	0.028	0.028
6) beta-BHC	5.061	5711918	0.028	0.028
7) delta-BHC	5.308	14043556	0.028	0.028
8) Heptachlor	5.635	13125946	0.028	0.028
10) Aldrin	6.162	13904319	0.027	0.027
12) Heptachlor epoxide	7.601	12045643	0.027	0.027
13) gamma-Chlordane	7.908	12290681	0.027	0.027
14) alpha-Chlordane	8.223	12360878	0.027	0.027
15) Endosulfan I	8.479	11236112	0.027	0.027
16) 4,4'-DDE	8.553	11987478	0.025	0.025
17) Dieldrin	8.993	12279619	0.026	0.026
18) Endrin	9.418	11193104	0.027	0.027
20) 4,4'-DDD	9.731	8586642	0.028	0.028
22) Endosulfan II	9.838	10789078	0.026	0.026
23) 4,4'-DDT	10.221	8800709	0.025	0.025
25) Endrin aldehyde	10.590	8335079	0.026	0.026
27) Methoxychlor	11.119	4189082	0.026	0.026
28) Endosulfan sulfate	11.289	9642933	0.026	0.026
29) Endrin ketone	11.681	10349263	0.026	0.026
30) Decachlorobiphenyl	13.238	8979257	0.027	0.027

TestAmerica North Canton

CONTINUING CALIBRATION COMPOUNDS

Instrument ID: a2hp9.i Injection Date: 07-APR-2009 22:12
Lab File ID: 081F3301.D Init. Cal. Date(s): 05-APR-2009 06-APR-2009
Analysis Type: Init. Cal. Times: 22:16 20:44
Lab Sample ID: AB3 G004 Quant Type: ESTD
Method: \\cansvr11\dd\chem\GCS\a2hp9.i\90406-1.b\PEST9.m

COMPOUND	RRF / AMOUNT	RF0.025	CCAL RRF0.025	MIN RRF	%D / %DRIFT	MAX %D / %DRIFT	CURVE TYPE
$ 1 Tetrachloro-m-xylene	419588836	396229680	396229680	0.000	5.56715	15.00000	Averaged
4 alpha-BHC	553678942	571877160	571877160	0.010	-3.28678	15.00000	Averaged
5 gamma-BHC (Lindane)	506215761	514225000	514225000	0.010	-1.58218	15.00000	Averaged
6 beta-BHC	207399624	217157760	217157760	0.010	-4.70499	15.00000	Averaged
7 delta-BHC	510227036	521907880	521907880	0.010	-2.28934	15.00000	Averaged
8 Heptachlor	470872403	468940280	468940280	0.010	0.41033	15.00000	Averaged
10 Aldrin	522421716	539432760	539432760	0.010	-3.25619	15.00000	Averaged
12 Heptachlor epoxide	449662826	453243840	453243840	0.010	-0.79638	15.00000	Averaged
13 gamma-Chlordane	458578423	461088560	461088560	0.010	-0.54737	15.00000	Averaged
14 alpha-Chlordane	466319638	470473280	470473280	0.010	-0.89073	15.00000	Averaged
15 Endosulfan I	419240543	418954160	418954160	0.010	0.06831	15.00000	Averaged
16 4,4'-DDE	473103340	475722080	475722080	0.010	-0.55352	15.00000	Averaged
17 Dieldrin	463588414	463080680	463080680	0.010	0.10952	15.00000	Averaged
18 Endrin	408763810	422148520	422148520	0.010	-3.27444	15.00000	Averaged
20 4,4'-DDD	308054480	330059840	330059840	0.010	-7.14333	15.00000	Averaged
22 Endosulfan II	414947829	402388960	402388960	0.010	3.02661	15.00000	Averaged
23 4,4'-DDT	347712118	310989360	310989360	0.010	10.56125	15.00000	Averaged
25 Endrin aldehyde	320441057	295562000	295562000	0.010	7.76400	15.00000	Averaged
27 Methoxychlor	163630353	150338360	150338360	0.010	8.12318	15.00000	Averaged
28 Endosulfan sulfate	364305846	356202880	356202880	0.010	2.22422	15.00000	Averaged
29 Endrin ketone	397978248	371058240	371058240	0.010	6.76419	15.00000	Averaged
$ 30 Decachlorobiphenyl	335389512	344333120	344333120	0.010	-2.66663	15.00000	Averaged

Average %D / Drift Results.

Calculated Average %D/Drift = 3.43685
Maximun Average %D/Drift = 15.00000
* Passed Average %D/Drift Test.

TestAmerica North Canton

PESTICIDES 8081/608

Data file : \\cansvr11\dd\chem\GCS\a2hp9.i\90406-1.b\081F3301.D
Lab Smp Id: AB3 G004
Inj Date : 07-APR-2009 22:12
Operator : 093905 Inst ID: a2hp9.i
Smp Info : AB3 G004,,2
Misc Info : 1-AB.SUB
Comment :
Method : \\cansvr11\dd\chem\GCS\a2hp9.i\90406-1.b\PEST9.m
Meth Date : 08-Apr-2009 08:55 vandorenc Quant Type: ESTD
Cal Date : 06-APR-2009 20:44 Cal File: 013F1301.D
Als bottle: 81 Continuing Calibration Sample
Dil Factor: 1.00000
Integrator: Falcon Compound Sublist: 1-AB.SUB
Target Version: 4.14 Sample Matrix: None
Processing Host: CANPGCSV23

				AMOUNTS			
				CAL-AMT	ON-COL		
RT	EXP RT	DLT RT	RESPONSE	(ng)	(ng)	TARGET RANGE	RATIO
$ 1 Tetrachloro-m-xylene						CAS #: 877-09-8	
3.792	3.792	0.000	9905742	0.02500	0.02361		
4 alpha-BHC						CAS #: 319-84-6	
4.494	4.494	0.000	14296929	0.02500	0.02582		
5 gamma-BHC (Lindane)						CAS #: 58-89-9	
4.914	4.914	0.000	12855625	0.02500	0.02540		
6 beta-BHC						CAS #: 319-85-7	
5.061	5.061	0.000	5428944	0.02500	0.02618		
7 delta-BHC						CAS #: 319-86-8	
5.308	5.308	0.000	13047697	0.02500	0.02557		
8 Heptachlor						CAS #: 76-44-8	
5.635	5.635	0.000	11723507	0.02500	0.02490		
10 Aldrin						CAS #: 309-00-2	
6.162	6.162	0.000	13485819	0.02500	0.02581		
12 Heptachlor epoxide						CAS #: 1024-57-3	
7.601	7.601	0.000	11331096	0.02500	0.02520		
13 gamma-Chlordane						CAS #: 5103-74-2	
7.907	7.907	0.000	11527214	0.02500	0.02514		
14 alpha-Chlordane						CAS #: 5103-71-9	
8.222	8.222	0.000	11761832	0.02500	0.02522		

```
--------------------------------------------------------------------------------
   15 Endosulfan I                                CAS #: 959-98-8
8.479    8.479    0.000        10473854 0.02500  0.02498
--------------------------------------------------------------------------------
```

				AMOUNTS			
				CAL-AMT	ON-COL		
RT	EXP RT	DLT RT	RESPONSE	(ng)	(ng)	TARGET RANGE	RATIO
16 4,4'-DDE					CAS #: 72-55-9		
8.552	8.552	0.000	11893052	0.02500	0.02514		
17 Dieldrin					CAS #: 60-57-1		
8.992	8.992	0.000	11577017	0.02500	0.02497		
18 Endrin					CAS #: 72-20-8		
9.417	9.417	0.000	10553713	0.02500	0.02582		
20 4,4'-DDD					CAS #: 72-54-8		
9.731	9.731	0.000	8251496	0.02500	0.02678		
22 Endosulfan II					CAS #: 33213-65-9		
9.838	9.838	0.000	10059724	0.02500	0.02424		
23 4,4'-DDT					CAS #: 50-29-3		
10.220	10.220	0.000	7774734	0.02500	0.02236		
25 Endrin aldehyde					CAS #: 7421-93-4		
10.589	10.589	0.000	7389050	0.02500	0.02306		
27 Methoxychlor					CAS #: 72-43-5		
11.118	11.118	0.000	3758459	0.02500	0.02297		
28 Endosulfan sulfate					CAS #: 1031-07-8		
11.289	11.289	0.000	8905072	0.02500	0.02444		
29 Endrin ketone					CAS #: 53494-70-5		
11.682	11.682	0.000	9276456	0.02500	0.02331		
$ 30 Decachlorobiphenyl					CAS #: 2051-24-3		
13.238	13.238	0.000	8608328	0.02500	0.02567		

Data File: \\cansvr11\dd\chem\GCS\a2hp9.i\90406-1.b\081F3301.D

Date : 07-APR-2009 22:12

Client ID:

Instrument: a2hp9.i

Sample Info: AB3 G004,,2

Operator: 093905

Column phase: clp pesticides I

Column diameter: 0.53

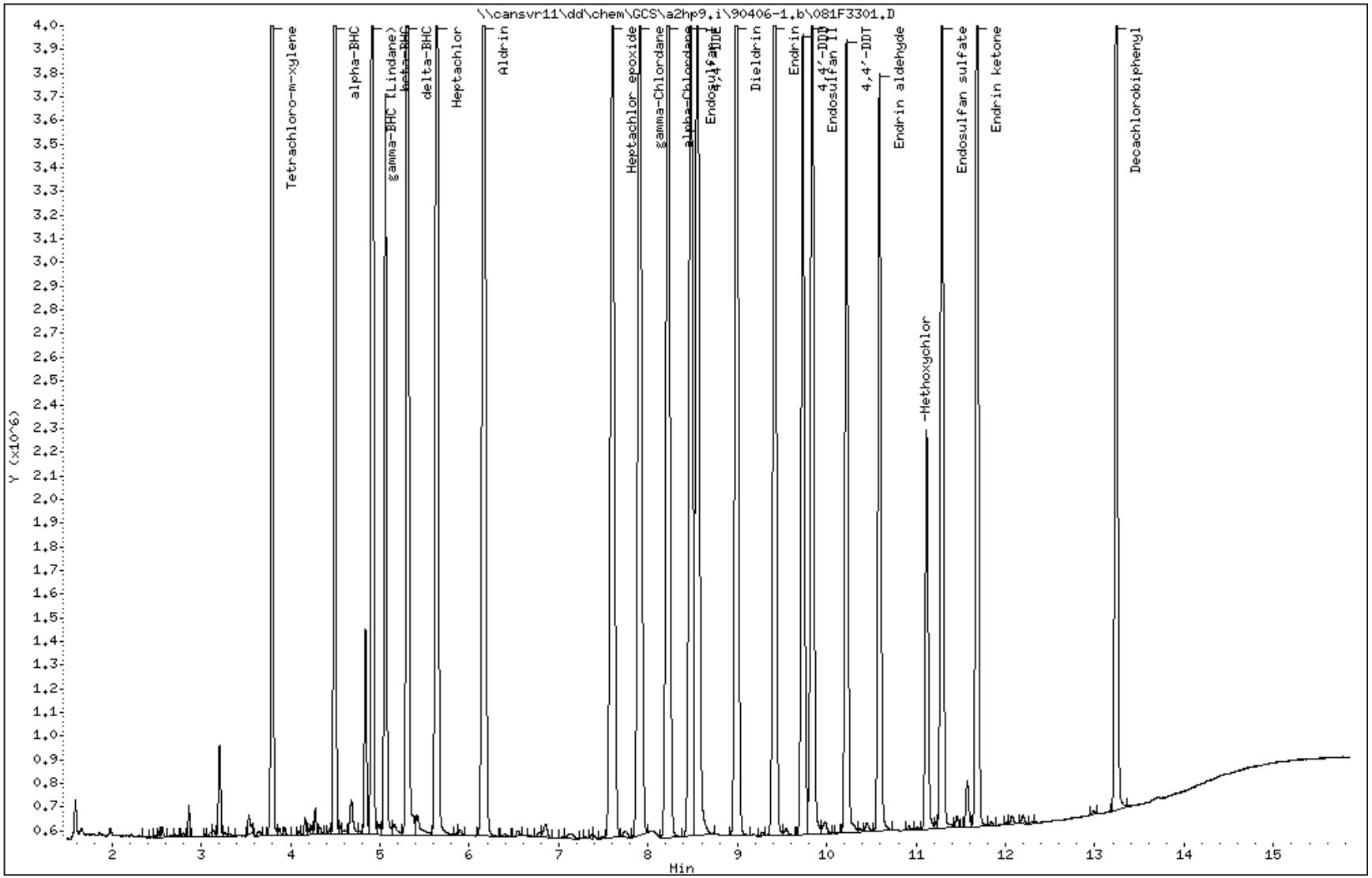

COMPOUNDS and EXP. RT REPORT

Operator: 093905 Date Acquired: 07-APR-2009 22:12
Data File: //cansvr11/dd/chem/GCS/a2hp9.i/90406-1.b/081F3301.D
Lab Sample ID: AB3 G004
Misc. Info: 1-AB.SUB
Instrument: a2hp9.i
Method: \\cansvr11\dd\chem\GCS\a2hp9.i\90406-1.b\PEST9.m
Dilution Factor: 1

Compound	RT	Area	Amount	Conc
1) Tetrachloro-m-xylene	3.793	9905742	0.024	0.024
4) alpha-BHC	4.495	14296929	0.026	0.026
5) gamma-BHC (Lindane)	4.915	12855625	0.025	0.025
6) beta-BHC	5.061	5428944	0.026	0.026
7) delta-BHC	5.309	13047697	0.026	0.026
8) Heptachlor	5.635	11723507	0.025	0.025
10) Aldrin	6.163	13485819	0.026	0.026
12) Heptachlor epoxide	7.601	11331096	0.025	0.025
13) gamma-Chlordane	7.908	11527214	0.025	0.025
14) alpha-Chlordane	8.223	11761832	0.025	0.025
15) Endosulfan I	8.480	10473854	0.025	0.025
16) 4,4'-DDE	8.553	11893052	0.025	0.025
17) Dieldrin	8.992	11577017	0.025	0.025
18) Endrin	9.417	10553713	0.026	0.026
20) 4,4'-DDD	9.731	8251496	0.027	0.027
22) Endosulfan II	9.839	10059724	0.024	0.024
23) 4,4'-DDT	10.220	7774734	0.022	0.022
25) Endrin aldehyde	10.590	7389050	0.023	0.023
27) Methoxychlor	11.119	3758459	0.023	0.023
28) Endosulfan sulfate	11.290	8905072	0.024	0.024
29) Endrin ketone	11.683	9276456	0.023	0.023
30) Decachlorobiphenyl	13.239	8608328	0.026	0.026

TestAmerica North Canton

CONTINUING CALIBRATION COMPOUNDS

Instrument ID: a2hp9.i Injection Date: 08-APR-2009 00:49
Lab File ID: 088F4001.D Init. Cal. Date(s): 05-APR-2009 06-APR-2009
Analysis Type: Init. Cal. Times: 22:16 20:44
Lab Sample ID: AB3 G004 Quant Type: ESTD
Method: \\cansvr11\dd\chem\GCS\a2hp9.i\90406-1.b\PEST9.m

COMPOUND	RRF / AMOUNT	RF0.025	CCAL RRF0.025	MIN RRF	%D / %DRIFT	MAX %D / %DRIFT	CURVE TYPE
$ 1 Tetrachloro-m-xylene	419588836	415228960	415228960	0.000	1.03908	15.00000	Averaged
4 alpha-BHC	553678942	573008640	573008640	0.010	-3.49114	15.00000	Averaged
5 gamma-BHC (Lindane)	506215761	496370680	496370680	0.010	1.94484	15.00000	Averaged
6 beta-BHC	207399624	211839840	211839840	0.010	-2.14090	15.00000	Averaged
7 delta-BHC	510227036	514884320	514884320	0.010	-0.91279	15.00000	Averaged
8 Heptachlor	470872403	455310640	455310640	0.010	3.30488	15.00000	Averaged
10 Aldrin	522421716	554579560	554579560	0.010	-6.15553	15.00000	Averaged
12 Heptachlor epoxide	449662826	446396960	446396960	0.010	0.72629	15.00000	Averaged
13 gamma-Chlordane	458578423	457644760	457644760	0.010	0.20360	15.00000	Averaged
14 alpha-Chlordane	466319638	470113840	470113840	0.010	-0.81365	15.00000	Averaged
15 Endosulfan I	419240543	407009400	407009400	0.010	2.91745	15.00000	Averaged
16 4,4'-DDE	473103340	479394120	479394120	0.010	-1.32968	15.00000	Averaged
17 Dieldrin	463588414	454102040	454102040	0.010	2.04629	15.00000	Averaged
18 Endrin	408763810	402599160	402599160	0.010	1.50812	15.00000	Averaged
20 4,4'-DDD	308054480	308836120	308836120	0.010	-0.25373	15.00000	Averaged
22 Endosulfan II	414947829	381672960	381672960	0.010	8.01905	15.00000	Averaged
23 4,4'-DDT	347712118	301470920	301470920	0.010	13.29870	15.00000	Averaged
25 Endrin aldehyde	320441057	286094240	286094240	0.010	10.71861	15.00000	Averaged
27 Methoxychlor	163630353	146546000	146546000	0.010	10.44082	15.00000	Averaged
28 Endosulfan sulfate	364305846	336795280	336795280	0.010	7.55150	15.00000	Averaged
29 Endrin ketone	397978248	355725440	355725440	0.010	10.61686	15.00000	Averaged
$ 30 Decachlorobiphenyl	335389512	340226440	340226440	0.010	-1.44218	15.00000	Averaged

Average %D / Drift Results.

Calculated Average %D/Drift = 4.13071
Maximun Average %D/Drift = 15.00000
* Passed Average %D/Drift Test.

TestAmerica North Canton

PESTICIDES 8081/608

Data file : \\cansvr11\dd\chem\GCS\a2hp9.i\90406-1.b\088F4001.D
Lab Smp Id: AB3 G004
Inj Date : 08-APR-2009 00:49
Operator : 093905 Inst ID: a2hp9.i
Smp Info : AB3 G004,,2
Misc Info : 1-AB.SUB
Comment :
Method : \\cansvr11\dd\chem\GCS\a2hp9.i\90406-1.b\PEST9.m
Meth Date : 08-Apr-2009 09:56 vandorenc Quant Type: ESTD
Cal Date : 06-APR-2009 20:44 Cal File: 013F1301.D
Als bottle: 88 Continuing Calibration Sample
Dil Factor: 1.00000
Integrator: Falcon Compound Sublist: 1-AB.SUB
Target Version: 4.14 Sample Matrix: None
Processing Host: CANPGCSV23

				AMOUNTS			
				CAL-AMT	ON-COL		
RT	EXP RT	DLT RT	RESPONSE	(ng)	(ng)	TARGET RANGE	RATIO
$ 1 Tetrachloro-m-xylene						CAS #: 877-09-8	
3.792	3.792	0.000	10380724	0.02500	0.02474		
4 alpha-BHC						CAS #: 319-84-6	
4.494	4.494	0.000	14325216	0.02500	0.02587		
5 gamma-BHC (Lindane)						CAS #: 58-89-9	
4.914	4.914	0.000	12409267	0.02500	0.02451		
6 beta-BHC						CAS #: 319-85-7	
5.061	5.061	0.000	5295996	0.02500	0.02554		
7 delta-BHC						CAS #: 319-86-8	
5.308	5.308	0.000	12872108	0.02500	0.02523		
8 Heptachlor						CAS #: 76-44-8	
5.634	5.634	0.000	11382766	0.02500	0.02417		
10 Aldrin						CAS #: 309-00-2	
6.163	6.163	0.000	13864489	0.02500	0.02654		
12 Heptachlor epoxide						CAS #: 1024-57-3	
7.601	7.601	0.000	11159924	0.02500	0.02482		
13 gamma-Chlordane						CAS #: 5103-74-2	
7.907	7.907	0.000	11441119	0.02500	0.02495		
14 alpha-Chlordane						CAS #: 5103-71-9	
8.223	8.223	0.000	11752846	0.02500	0.02520		

```
--------------------------------------------------------------------------------
   15 Endosulfan I                                CAS #: 959-98-8
8.478    8.478    0.000        10175235 0.02500  0.02427
--------------------------------------------------------------------------------
```

				AMOUNTS			
				CAL-AMT	ON-COL		
RT	EXP RT	DLT RT	RESPONSE	(ng)	(ng)	TARGET RANGE	RATIO
16 4,4'-DDE					CAS #: 72-55-9		
8.552	8.552	0.000	11984853	0.02500	0.02533		
17 Dieldrin					CAS #: 60-57-1		
8.991	8.991	0.000	11352551	0.02500	0.02449		
18 Endrin					CAS #: 72-20-8		
9.417	9.417	0.000	10064979	0.02500	0.02462		
20 4,4'-DDD					CAS #: 72-54-8		
9.731	9.731	0.000	7720903	0.02500	0.02506		
22 Endosulfan II					CAS #: 33213-65-9		
9.838	9.838	0.000	9541824	0.02500	0.02300		
23 4,4'-DDT					CAS #: 50-29-3		
10.221	10.221	0.000	7536773	0.02500	0.02168		
25 Endrin aldehyde					CAS #: 7421-93-4		
10.589	10.589	0.000	7152356	0.02500	0.02232		
27 Methoxychlor					CAS #: 72-43-5		
11.117	11.117	0.000	3663650	0.02500	0.02239		
28 Endosulfan sulfate					CAS #: 1031-07-8		
11.288	11.288	0.000	8419882	0.02500	0.02311		
29 Endrin ketone					CAS #: 53494-70-5		
11.681	11.681	0.000	8893136	0.02500	0.02234		
$ 30 Decachlorobiphenyl					CAS #: 2051-24-3		
13.237	13.237	0.000	8505661	0.02500	0.02536		

Data File: \\cansvr11\dd\chem\GCS\a2hp9.i\90406-1.b\088F4001.D

Date : 08-APR-2009 00:49

Client ID:

Instrument: a2hp9.i

Sample Info: AB3 G004,,2

Operator: 093905

Column phase: clp pesticides I

Column diameter: 0.53

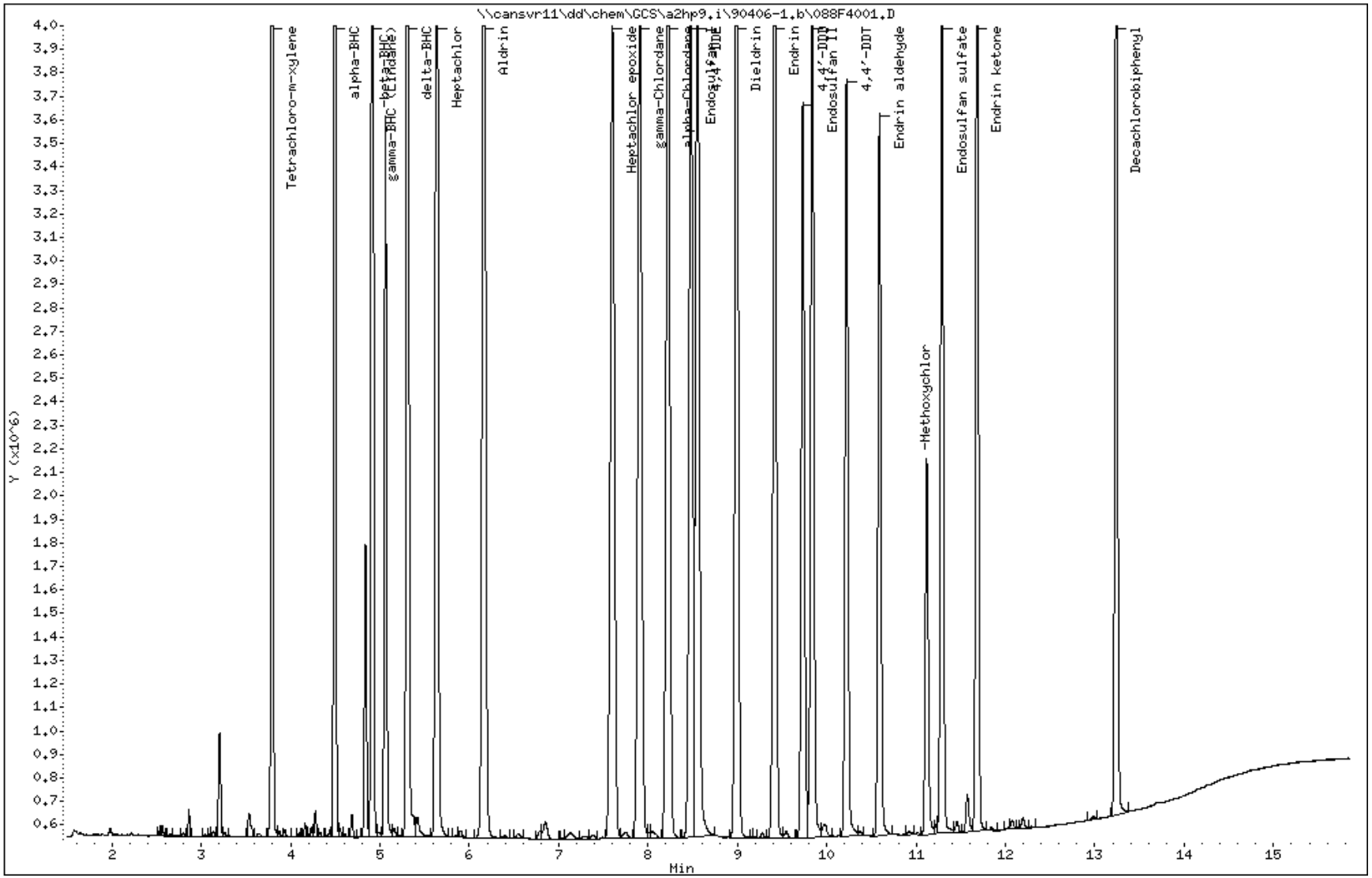

COMPOUNDS and EXP. RT REPORT

Operator: 093905 Date Acquired: 08-APR-2009 00:49
Data File: //cansvr11/dd/chem/GCS/a2hp9.i/90406-1.b/088F4001.D
Lab Sample ID: AB3 G004
Misc. Info: 1-AB.SUB
Instrument: a2hp9.i
Method: \\cansvr11\dd\chem\GCS\a2hp9.i\90406-1.b\PEST9.m
Dilution Factor: 1

Compound	RT	Area	Amount	Conc
1) Tetrachloro-m-xylene	3.793	10380724	0.025	0.025
4) alpha-BHC	4.494	14325216	0.026	0.026
5) gamma-BHC (Lindane)	4.914	12409267	0.025	0.025
6) beta-BHC	5.061	5295996	0.026	0.026
7) delta-BHC	5.309	12872108	0.025	0.025
8) Heptachlor	5.634	11382766	0.024	0.024
10) Aldrin	6.164	13864489	0.027	0.027
12) Heptachlor epoxide	7.601	11159924	0.025	0.025
13) gamma-Chlordane	7.908	11441119	0.025	0.025
14) alpha-Chlordane	8.224	11752846	0.025	0.025
15) Endosulfan I	8.479	10175235	0.024	0.024
16) 4,4'-DDE	8.553	11984853	0.025	0.025
17) Dieldrin	8.991	11352551	0.024	0.024
18) Endrin	9.418	10064979	0.025	0.025
20) 4,4'-DDD	9.731	7720903	0.025	0.025
22) Endosulfan II	9.839	9541824	0.023	0.023
23) 4,4'-DDT	10.221	7536773	0.022	0.022
25) Endrin aldehyde	10.589	7152356	0.022	0.022
27) Methoxychlor	11.118	3663650	0.022	0.022
28) Endosulfan sulfate	11.289	8419882	0.023	0.023
29) Endrin ketone	11.682	8893136	0.022	0.022
30) Decachlorobiphenyl	13.238	8505661	0.025	0.025

TestAmerica North Canton

CONTINUING CALIBRATION COMPOUNDS

Instrument ID: a2hp9.i Injection Date: 08-APR-2009 03:26
Lab File ID: 095F4701.D Init. Cal. Date(s): 05-APR-2009 06-APR-2009
Analysis Type: Init. Cal. Times: 22:16 20:44
Lab Sample ID: TOX 3 F167 Quant Type: ESTD
Method: \\cansvr11\dd\chem\GCS\a2hp9.i\90406-1.b\PEST9.m

COMPOUND	RRF / AMOUNT	RF0.025	CCAL RRF0.025	MIN RRF	%D / %DRIFT	MAX %D / %DRIFT	CURVE TYPE	
24 Toxaphene(1)	5464938	4966900	4966900	0.010	9.11333	15.00000	Averaged	
(2)	5481938	4806666	4806666	0.010	12.31812	15.00000	Averaged	
(3)	6959247	5948712	5948712	0.010	14.52075	15.00000	Averaged	
(4)	6196999	5033419	5033419	0.010	18.77650	15.00000	Averaged	<-
(5)	3736007	3040394	3040394	0.010	18.61917	15.00000	Averaged	<-

Average %D / Drift Results.
Calculated Average %D/Drift = 14.66957
Maximun Average %D/Drift = 15.00000
* Passed Average %D/Drift Test.

TestAmerica North Canton

PESTICIDES 8081/608

Data file : \\cansvr11\dd\chem\GCS\a2hp9.i\90406-1.b\095F4701.D
Lab Smp Id: TOX 3 F167
Inj Date : 08-APR-2009 03:26
Operator : 093905 Inst ID: a2hp9.i
Smp Info : TOX 3 F167,,2
Misc Info : 16-TOXAPH.SUB
Comment :
Method : \\cansvr11\dd\chem\GCS\a2hp9.i\90406-1.b\PEST9.m
Meth Date : 08-Apr-2009 10:00 vandorenc Quant Type: ESTD
Cal Date : 06-APR-2009 20:44 Cal File: 013F1301.D
Als bottle: 95 Continuing Calibration Sample
Dil Factor: 1.00000
Integrator: Falcon Compound Sublist: 16-TOXAPH.SUB
Target Version: 4.14 Sample Matrix: None
Processing Host: CANPGCSV23

				AMOUNTS			
				CAL-AMT	ON-COL		
RT	EXP RT	DLT RT	RESPONSE	(ng)	(ng)	TARGET RANGE	RATIO
24 Toxaphene					CAS #: 8001-35-2		
9.959	9.959	0.000	4966900	1.00000	0.9089	80.00- 120.00	100.00
10.389	10.389	0.000	4806666	1.00000	0.8768	114.04- 154.04	96.77
11.099	11.099	0.000	5948712	1.00000	0.8548	115.64- 155.64	119.77
11.244	11.244	0.000	5033419	1.00000	0.8122	52.78- 92.78	101.34
11.651	11.651	0.000	3040394	1.00000	0.8138	69.36- 109.36	61.21
		Average of Peak Amounts =			0.85330		

Data File: \\cansvr11\dd\chem\GCS\a2hp9.i\90406-1.b\095F4701.D

Date : 08-APR-2009 03:26

Client ID:

Instrument: a2hp9.i

Sample Info: TOX 3 F167,,2

Operator: 093905

Column phase: clp pesticides I

Column diameter: 0.53

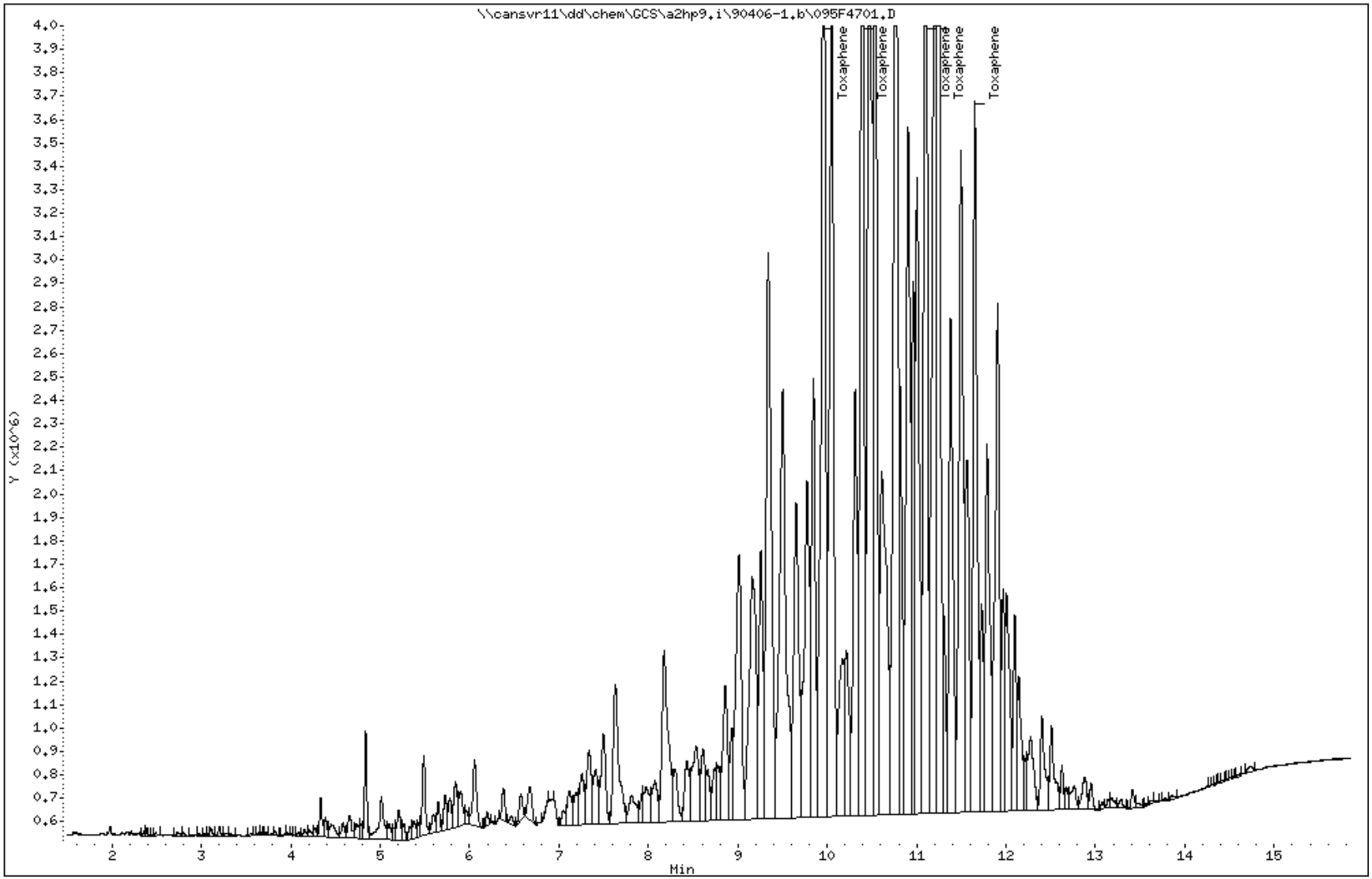

COMPOUNDS and EXP. RT REPORT

Operator: 093905 Date Acquired: 08-APR-2009 03:26
Data File: //cansvr11/dd/chem/GCS/a2hp9.i/90406-1.b/095F4701.D
Lab Sample ID: TOX 3 F167
Misc. Info: 16-TOXAPH.SUB
Instrument: a2hp9.i
Method: \\cansvr11\dd\chem\GCS\a2hp9.i\90406-1.b\PEST9.m
Dilution Factor: 1

Compound	RT	Area	Amount	Conc
24) Toxaphene	9.959	15507397	0.909	0.909

TestAmerica North Canton

CONTINUING CALIBRATION COMPOUNDS

Instrument ID: a2hp9.i Injection Date: 08-APR-2009 03:48
Lab File ID: 096F4801.D Init. Cal. Date(s): 05-APR-2009 06-APR-2009
Analysis Type: Init. Cal. Times: 22:16 20:44
Lab Sample ID: TC3 G025 Quant Type: ESTD
Method: \\cansvr11\dd\chem\GCS\a2hp9.i\90406-1.b\PEST9.m

COMPOUND	RRF / AMOUNT	RF0.025	CCAL RRF0.025	MIN RRF	%D / %DRIFT	MAX %D / %DRIFT	CURVE TYPE
9 Tech Chlordane(1)	9520517	10140120	10140120	0.010	-6.50808	15.00000	Averaged
(2)	7215766	7923000	7923000	0.010	-9.80124	15.00000	Averaged
(3)	15967750	17831730	17831730	0.010	-11.67340	15.00000	Averaged
(4)	25763710	28972710	28972710	0.010	-12.45550	15.00000	Averaged

Average %D / Drift Results.

Calculated Average %D/Drift = 10.10956
Maximun Average %D/Drift = 15.00000
* Passed Average %D/Drift Test.

TestAmerica North Canton

PESTICIDES 8081/608

Data file : \\cansvr11\dd\chem\GCS\a2hp9.i\90406-1.b\096F4801.D
Lab Smp Id: TC3 G025
Inj Date : 08-APR-2009 03:48
Operator : 093905 Inst ID: a2hp9.i
Smp Info : TC3 G025,,2
Misc Info : 15-TECHLOR.SUB
Comment :
Method : \\cansvr11\dd\chem\GCS\a2hp9.i\90406-1.b\PEST9.m
Meth Date : 08-Apr-2009 10:00 vandorenc Quant Type: ESTD
Cal Date : 06-APR-2009 20:44 Cal File: 013F1301.D
Als bottle: 96 Continuing Calibration Sample
Dil Factor: 1.00000
Integrator: Falcon Compound Sublist: 15-TECHLOR.SUB
Target Version: 4.14 Sample Matrix: None
Processing Host: CANPGCSV23

				AMOUNTS			
				CAL-AMT	ON-COL		
RT	EXP RT	DLT RT	RESPONSE	(ng)	(ng)	TARGET RANGE	RATIO
9 Tech Chlordane					CAS #: 57-74-9		
5.502	5.502	0.000	1014012	0.10000	0.1065	0.00- 20.00	100.00
6.499	6.499	0.000	792300	0.10000	0.1098	0.00- 20.00	78.14
7.906	7.906	0.000	1783173	0.10000	0.1117	0.00- 20.00	175.85
8.217	8.217	0.000	2897271	0.10000	0.1124	0.00- 20.00	285.72
		Average of Peak Amounts =			0.11010		

Data File: \\cansvr11\dd\chem\GCS\a2hp9.i\90406-1.b\096F4801.D

Date : 08-APR-2009 03:48

Client ID:

Instrument: a2hp9.i

Sample Info: TC3 G025,,2

Operator: 093905

Column phase: clp pesticides I

Column diameter: 0.53

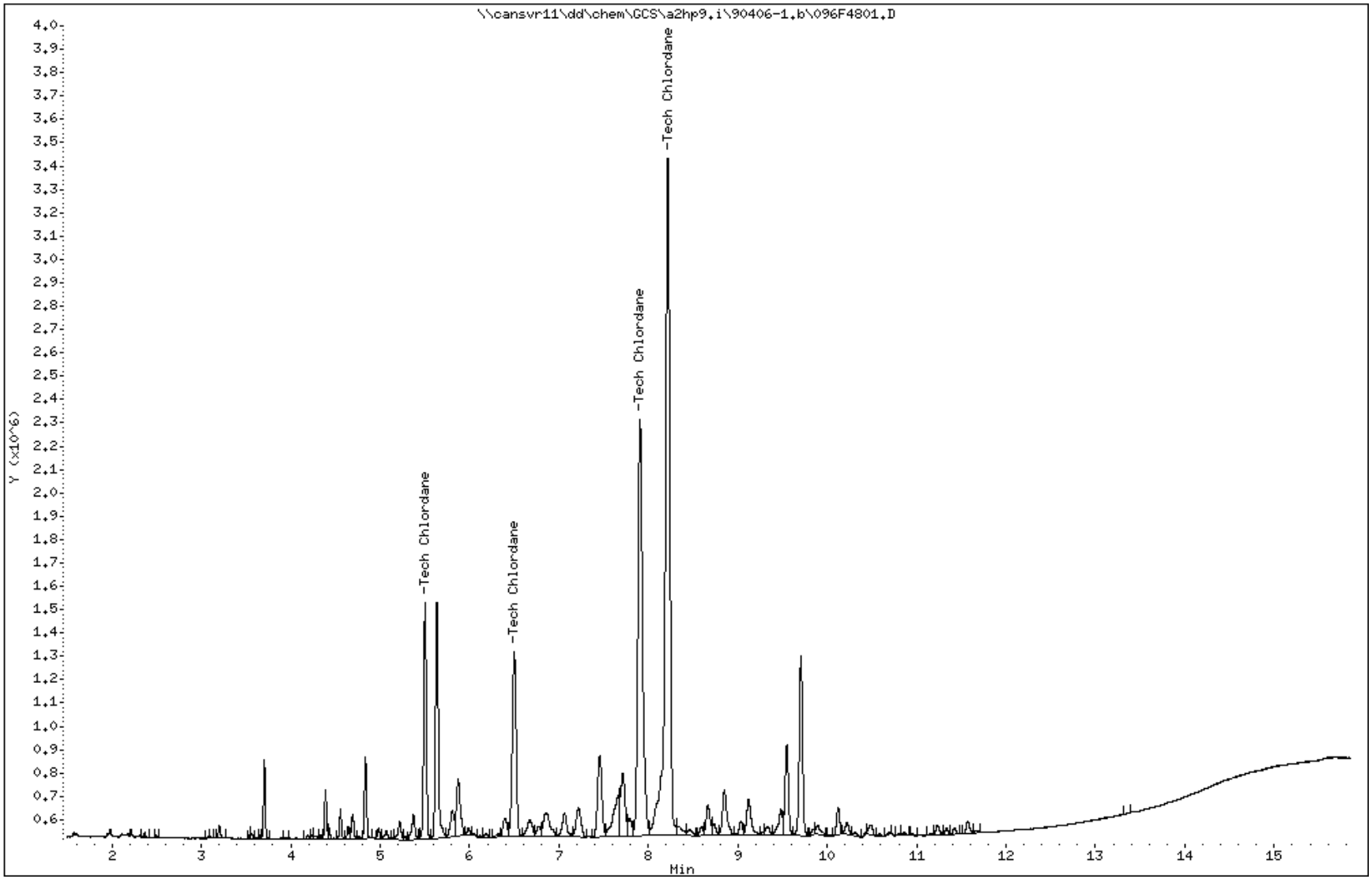

COMPOUNDS and EXP. RT REPORT

Operator: 093905 Date Acquired: 08-APR-2009 03:48
Data File: //cansvr11/dd/chem/GCS/a2hp9.i/90406-1.b/096F4801.D
Lab Sample ID: TC3 G025
Misc. Info: 15-TECHLOR.SUB
Instrument: a2hp9.i
Method: \\cansvr11\dd\chem\GCS\a2hp9.i\90406-1.b\PEST9.m
Dilution Factor: 1

Compound	RT	Area	Amount	Conc
9) Tech Chlordane	5.502	2098670	0.107	0.107

TestAmerica North Canton

CONTINUING CALIBRATION COMPOUNDS

Instrument ID: a2hp9.i Injection Date: 08-APR-2009 04:11
Lab File ID: 097F4901.D Init. Cal. Date(s): 05-APR-2009 06-APR-2009
Analysis Type: Init. Cal. Times: 22:16 20:44
Lab Sample ID: AB3 G004 Quant Type: ESTD
Method: \\cansvr11\dd\chem\GCS\a2hp9.i\90406-1.b\PEST9.m

COMPOUND	RRF / AMOUNT	RF0.025	CCAL RRF0.025	MIN RRF	%D / %DRIFT	MAX %D / %DRIFT	CURVE TYPE
$ 1 Tetrachloro-m-xylene	419588836	400947400	400947400	0.000	4.44279	15.00000	Averaged
4 alpha-BHC	553678942	586324440	586324440	0.010	-5.89611	15.00000	Averaged
5 gamma-BHC (Lindane)	506215761	521720520	521720520	0.010	-3.06288	15.00000	Averaged
6 beta-BHC	207399624	218851320	218851320	0.010	-5.52156	15.00000	Averaged
7 delta-BHC	510227036	540651080	540651080	0.010	-5.96284	15.00000	Averaged
8 Heptachlor	470872403	477024440	477024440	0.010	-1.30652	15.00000	Averaged
10 Aldrin	522421716	553025600	553025600	0.010	-5.85808	15.00000	Averaged
12 Heptachlor epoxide	449662826	463792240	463792240	0.010	-3.14222	15.00000	Averaged
13 gamma-Chlordane	458578423	474273640	474273640	0.010	-3.42258	15.00000	Averaged
14 alpha-Chlordane	466319638	482827200	482827200	0.010	-3.53997	15.00000	Averaged
15 Endosulfan I	419240543	432061960	432061960	0.010	-3.05825	15.00000	Averaged
16 4,4'-DDE	473103340	483863720	483863720	0.010	-2.27442	15.00000	Averaged
17 Dieldrin	463588414	476776680	476776680	0.010	-2.84482	15.00000	Averaged
18 Endrin	408763810	424687480	424687480	0.010	-3.89557	15.00000	Averaged
20 4,4'-DDD	308054480	319657320	319657320	0.010	-3.76649	15.00000	Averaged
22 Endosulfan II	414947829	408142040	408142040	0.010	1.64016	15.00000	Averaged
23 4,4'-DDT	347712118	313232240	313232240	0.010	9.91621	15.00000	Averaged
25 Endrin aldehyde	320441057	302938520	302938520	0.010	5.46201	15.00000	Averaged
27 Methoxychlor	163630353	146620120	146620120	0.010	10.39552	15.00000	Averaged
28 Endosulfan sulfate	364305846	351484080	351484080	0.010	3.51951	15.00000	Averaged
29 Endrin ketone	397978248	372457400	372457400	0.010	6.41262	15.00000	Averaged
$ 30 Decachlorobiphenyl	335389512	341004720	341004720	0.010	-1.67423	15.00000	Averaged

Average %D / Drift Results.

Calculated Average %D/Drift = 4.40979
Maximun Average %D/Drift = 15.00000
* Passed Average %D/Drift Test.

TestAmerica North Canton

PESTICIDES 8081/608

Data file : \\cansvr11\dd\chem\GCS\a2hp9.i\90406-1.b\097F4901.D
Lab Smp Id: AB3 G004
Inj Date : 08-APR-2009 04:11
Operator : 093905 Inst ID: a2hp9.i
Smp Info : AB3 G004,,2
Misc Info : 1-AB.SUB
Comment :
Method : \\cansvr11\dd\chem\GCS\a2hp9.i\90406-1.b\PEST9.m
Meth Date : 08-Apr-2009 10:00 vandorenc Quant Type: ESTD
Cal Date : 06-APR-2009 20:44 Cal File: 013F1301.D
Als bottle: 97 Continuing Calibration Sample
Dil Factor: 1.00000
Integrator: Falcon Compound Sublist: 1-AB.SUB
Target Version: 4.14 Sample Matrix: None
Processing Host: CANPGCSV23

				AMOUNTS			
				CAL-AMT	ON-COL		
RT	EXP RT	DLT RT	RESPONSE	(ng)	(ng)	TARGET RANGE	RATIO
$ 1 Tetrachloro-m-xylene						CAS #: 877-09-8	
3.793	3.793	0.000	10023685	0.02500	0.02389		
4 alpha-BHC						CAS #: 319-84-6	
4.494	4.494	0.000	14658111	0.02500	0.02647		
5 gamma-BHC (Lindane)						CAS #: 58-89-9	
4.915	4.915	0.000	13043013	0.02500	0.02576		
6 beta-BHC						CAS #: 319-85-7	
5.061	5.061	0.000	5471283	0.02500	0.02638		
7 delta-BHC						CAS #: 319-86-8	
5.308	5.308	0.000	13516277	0.02500	0.02649		
8 Heptachlor						CAS #: 76-44-8	
5.635	5.635	0.000	11925611	0.02500	0.02533		
10 Aldrin						CAS #: 309-00-2	
6.163	6.163	0.000	13825640	0.02500	0.02646		
12 Heptachlor epoxide						CAS #: 1024-57-3	
7.601	7.601	0.000	11594806	0.02500	0.02578		
13 gamma-Chlordane						CAS #: 5103-74-2	
7.906	7.906	0.000	11856841	0.02500	0.02586		
14 alpha-Chlordane						CAS #: 5103-71-9	
8.221	8.221	0.000	12070680	0.02500	0.02588		

```
--------------------------------------------------------------------------------
   15 Endosulfan I                                CAS #: 959-98-8
8.477    8.477    0.000        10801549 0.02500  0.02576
--------------------------------------------------------------------------------
```

					AMOUNTS			
					CAL-AMT	ON-COL		
RT	EXP RT	DLT RT		RESPONSE	(ng)	(ng)	TARGET RANGE	RATIO
16 4,4'-DDE							CAS #: 72-55-9	
8.551	8.551	0.000		12096593	0.02500	0.02557		
17 Dieldrin							CAS #: 60-57-1	
8.991	8.991	0.000		11919417	0.02500	0.02571		
18 Endrin							CAS #: 72-20-8	
9.416	9.416	0.000		10617187	0.02500	0.02597		
20 4,4'-DDD							CAS #: 72-54-8	
9.732	9.732	0.000		7991433	0.02500	0.02594		
22 Endosulfan II							CAS #: 33213-65-9	
9.837	9.837	0.000		10203551	0.02500	0.02459		
23 4,4'-DDT							CAS #: 50-29-3	
10.221	10.221	0.000		7830806	0.02500	0.02252		
25 Endrin aldehyde							CAS #: 7421-93-4	
10.590	10.590	0.000		7573463	0.02500	0.02363		
27 Methoxychlor							CAS #: 72-43-5	
11.119	11.119	0.000		3665503	0.02500	0.02240		
28 Endosulfan sulfate							CAS #: 1031-07-8	
11.289	11.289	0.000		8787102	0.02500	0.02412		
29 Endrin ketone							CAS #: 53494-70-5	
11.682	11.682	0.000		9311435	0.02500	0.02340		
$ 30 Decachlorobiphenyl							CAS #: 2051-24-3	
13.238	13.238	0.000		8525118	0.02500	0.02542		

Data File: \\cansvr11\dd\chem\GCS\a2hp9.i\90406-1.b\097F4901.D

Date : 08-APR-2009 04:11

Client ID:

Instrument: a2hp9.i

Sample Info: AB3 G004,,2

Operator: 093905

Column phase: clp pesticides I

Column diameter: 0.53

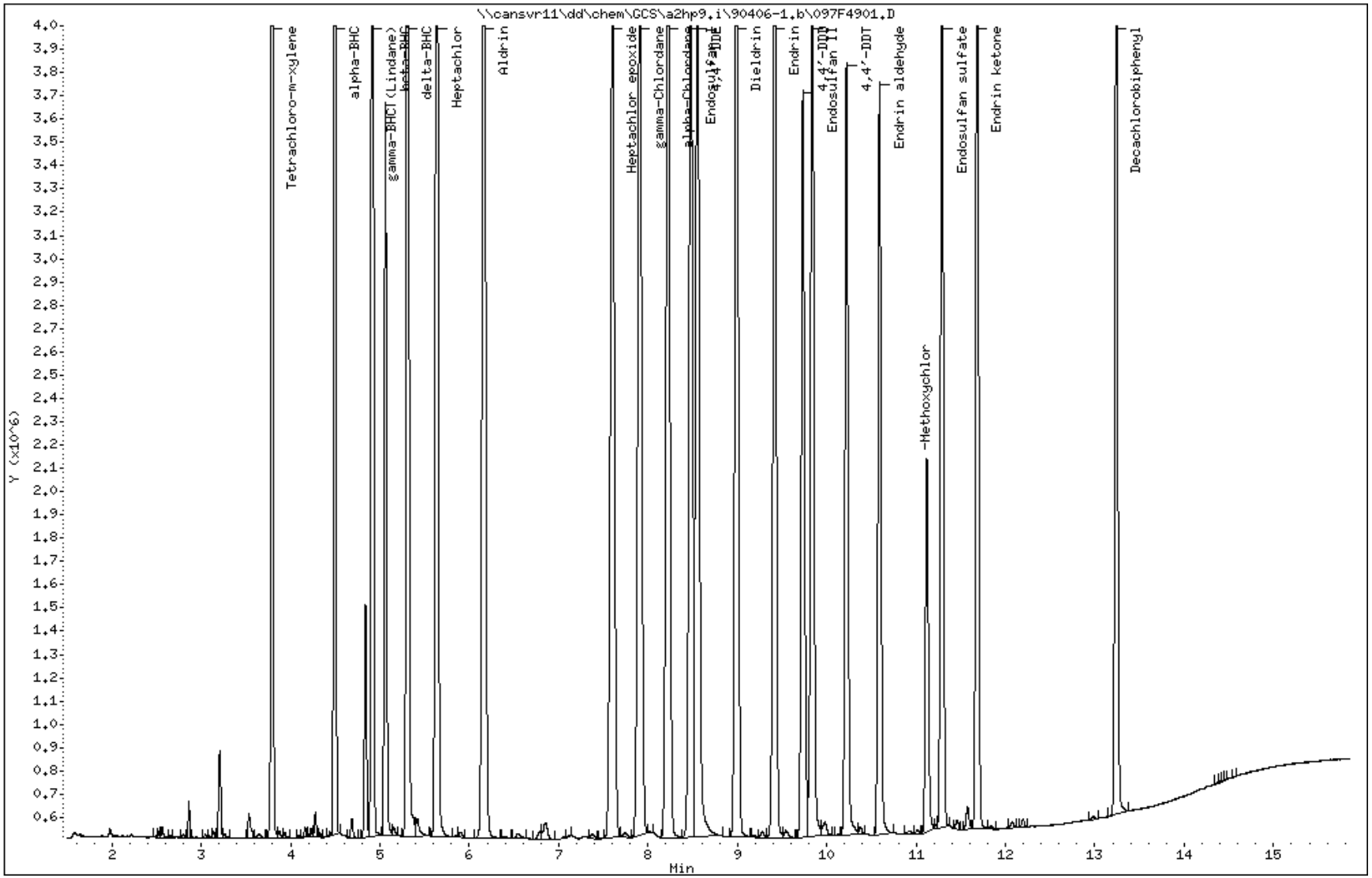

COMPOUNDS and EXP. RT REPORT

Operator: 093905 Date Acquired: 08-APR-2009 04:11
Data File: //cansvr11/dd/chem/GCS/a2hp9.i/90406-1.b/097F4901.D
Lab Sample ID: AB3 G004
Misc. Info: 1-AB.SUB
Instrument: a2hp9.i
Method: \\cansvr11\dd\chem\GCS\a2hp9.i\90406-1.b\PEST9.m
Dilution Factor: 1

Compound	RT	Area	Amount	Conc
1) Tetrachloro-m-xylene	3.794	10023685	0.024	0.024
4) alpha-BHC	4.494	14658111	0.026	0.026
5) gamma-BHC (Lindane)	4.915	13043013	0.026	0.026
6) beta-BHC	5.061	5471283	0.026	0.026
7) delta-BHC	5.309	13516277	0.026	0.026
8) Heptachlor	5.635	11925611	0.025	0.025
10) Aldrin	6.164	13825640	0.026	0.026
12) Heptachlor epoxide	7.601	11594806	0.026	0.026
13) gamma-Chlordane	7.907	11856841	0.026	0.026
14) alpha-Chlordane	8.221	12070680	0.026	0.026
15) Endosulfan I	8.478	10801549	0.026	0.026
16) 4,4'-DDE	8.552	12096593	0.026	0.026
17) Dieldrin	8.991	11919417	0.026	0.026
18) Endrin	9.417	10617187	0.026	0.026
20) 4,4'-DDD	9.733	7991433	0.026	0.026
22) Endosulfan II	9.838	10203551	0.025	0.025
23) 4,4'-DDT	10.221	7830806	0.023	0.023
25) Endrin aldehyde	10.590	7573463	0.024	0.024
27) Methoxychlor	11.119	3665503	0.022	0.022
28) Endosulfan sulfate	11.289	8787102	0.024	0.024
29) Endrin ketone	11.683	9311435	0.023	0.023
30) Decachlorobiphenyl	13.239	8525118	0.025	0.025

TestAmerica North Canton

RECOVERY REPORT

Client Name: Client SDG: SDGa00713
Sample Matrix: LIQUID Fraction: Pesticides
Lab Smp Id: MRL
Level: LOW Operator: 093905
Data Type: GC MULTI COMP SampleType: METHSPIKE
SpikeList File: MRL.spk Quant Type: ESTD
Sublist File: mrl.sub
Method File: \\cansvr11\dd\chem\GCS\a2hp9.i\90406-1.b\PEST9.m
Misc Info:

SPIKE COMPOUND	AMOUNT ADDED ng	AMOUNT RECOVERED ng	% RECOVERED	LIMITS
4 alpha-BHC	0.005000	0.005144	102.89	70-130
5 gamma-BHC (Lindane	0.005000	0.005208	104.17	70-130
6 beta-BHC	0.005000	0.006060	121.21	70-130
7 delta-BHC	0.005000	0.005188	103.76	70-130
8 Heptachlor	0.005000	0.005401	108.02	70-130
10 Aldrin	0.005000	0.005537	110.73	70-130
12 Heptachlor epoxide	0.005000	0.005774	115.48	70-130
13 gamma-Chlordane	0.005000	0.005582	111.65	70-130
14 alpha-Chlordane	0.005000	0.005654	113.08	70-130
15 Endosulfan I	0.005000	0.005655	113.11	70-130
16 4,4'-DDE	0.005000	0.005332	106.63	70-130
17 Dieldrin	0.005000	0.005369	107.39	70-130
18 Endrin	0.005000	0.005562	111.24	70-130
20 4,4'-DDD	0.005000	0.005354	107.08	70-130
22 Endosulfan II	0.005000	0.005421	108.42	70-130
23 4,4'-DDT	0.005000	0.004531	90.62	70-130
25 Endrin aldehyde	0.005000	0.005152	103.05	70-130
27 Methoxychlor	0.005000	0.004935	98.70	70-130
28 Endosulfan sulfate	0.005000	0.005286	105.72	70-130
29 Endrin ketone	0.005000	0.005037	100.75	70-130

TestAmerica North Canton

PESTICIDES 8081/608

Data file : \\cansvr11\dd\chem\GCS\a2hp9.i\90406-1.b\098F5001.D
Lab Smp Id: MRL
Inj Date : 08-APR-2009 04:33
Operator : 093905 Inst ID: a2hp9.i
Smp Info : MRL
Misc Info :
Comment :
Method : \\cansvr11\dd\chem\GCS\a2hp9.i\90406-1.b\PEST9.m
Meth Date : 08-Apr-2009 10:00 vandorenc Quant Type: ESTD
Cal Date : 06-APR-2009 20:44 Cal File: 013F1301.D
Als bottle: 98 QC Sample: METHSPIKE
Dil Factor: 1.00000
Integrator: Falcon Compound Sublist: mrl.sub
Target Version: 4.14 Sample Matrix: WATER
Processing Host: CANPGCSV23

Concentration Formula: Amt * DF * Vt/Vo/Vi * CpndVariable

Name	Value	Description
DF	1.000	Dilution Factor
Vt	1.000	Volume of final extract (uL)
Vo	1.000	Volume of sample extracted (mL)
Vi	1.000	Volume injected
Cpnd Variable		Local Compound Variable

RT	EXP RT	DLT RT	RESPONSE	CONCENTRATIONS ON-COL (ng)	FINAL (ug/L)	TARGET RANGE	RATIO
4 alpha-BHC					CAS #: 319-84-6		
4.494	4.494	0.000	2848282	0.00514	0.005144		
5 gamma-BHC (Lindane)					CAS #: 58-89-9		
4.914	4.915	-0.001	2636574	0.00521	0.005208		
6 beta-BHC					CAS #: 319-85-7		
5.060	5.061	-0.001	1256916	0.00606	0.006060		
7 delta-BHC					CAS #: 319-86-8		
5.308	5.308	0.000	2647167	0.00519	0.005188		
8 Heptachlor					CAS #: 76-44-8		
5.635	5.635	0.000	2543086	0.00540	0.005401		
10 Aldrin					CAS #: 309-00-2		
6.162	6.163	-0.001	2892465	0.00554	0.005537		

```
--------------------------------------------------------------------------------
   12 Heptachlor epoxide                          CAS #: 1024-57-3
7.601    7.601    0.000         2596351 0.00577  0.005774
--------------------------------------------------------------------------------
```

				CONCENTRATIONS ON-COL (ng)	FINAL (ug/L)	TARGET RANGE	RATIO
RT	EXP RT	DLT RT	RESPONSE				
13 gamma-Chlordane					CAS #: 5103-74-2		
7.907	7.906	0.001	2559947	0.00558	0.005582		
14 alpha-Chlordane					CAS #: 5103-71-9		
8.222	8.221	0.001	2636606	0.00565	0.005654		
15 Endosulfan I					CAS #: 959-98-8		
8.480	8.477	0.003	2370919	0.00566	0.005655		
16 4,4'-DDE					CAS #: 72-55-9		
8.551	8.551	0.000	2522376	0.00533	0.005332		
17 Dieldrin					CAS #: 60-57-1		
8.992	8.991	0.001	2489226	0.00537	0.005369		
18 Endrin					CAS #: 72-20-8		
9.416	9.416	0.000	2273515	0.00556	0.005562		
20 4,4'-DDD					CAS #: 72-54-8		
9.733	9.732	0.001	1649344	0.00535	0.005354		
22 Endosulfan II					CAS #: 33213-65-9		
9.838	9.837	0.001	2249521	0.00542	0.005421		
23 4,4'-DDT					CAS #: 50-29-3		
10.220	10.221	-0.001	1575548	0.00453	0.004531		
25 Endrin aldehyde					CAS #: 7421-93-4		
10.590	10.590	0.000	1651012	0.00515	0.005152		
27 Methoxychlor					CAS #: 72-43-5		
11.119	11.119	0.000	807518	0.00494	0.004935		
28 Endosulfan sulfate					CAS #: 1031-07-8		
11.289	11.289	0.000	1925760	0.00529	0.005286		
29 Endrin ketone					CAS #: 53494-70-5		
11.682	11.682	0.000	2004771	0.00504	0.005037		

Data File: \\CANSVR11\DD\chem\GCS\a2hp9.i\90406-1.b\098F5001.D

Date : 08-APR-2009 04:33

Client ID:

Instrument: a2hp9.i

Sample Info: MRL

Volume Injected (uL): 1.0

Operator: 093905

Column phase: clp pesticides I

Column diameter: 0.53

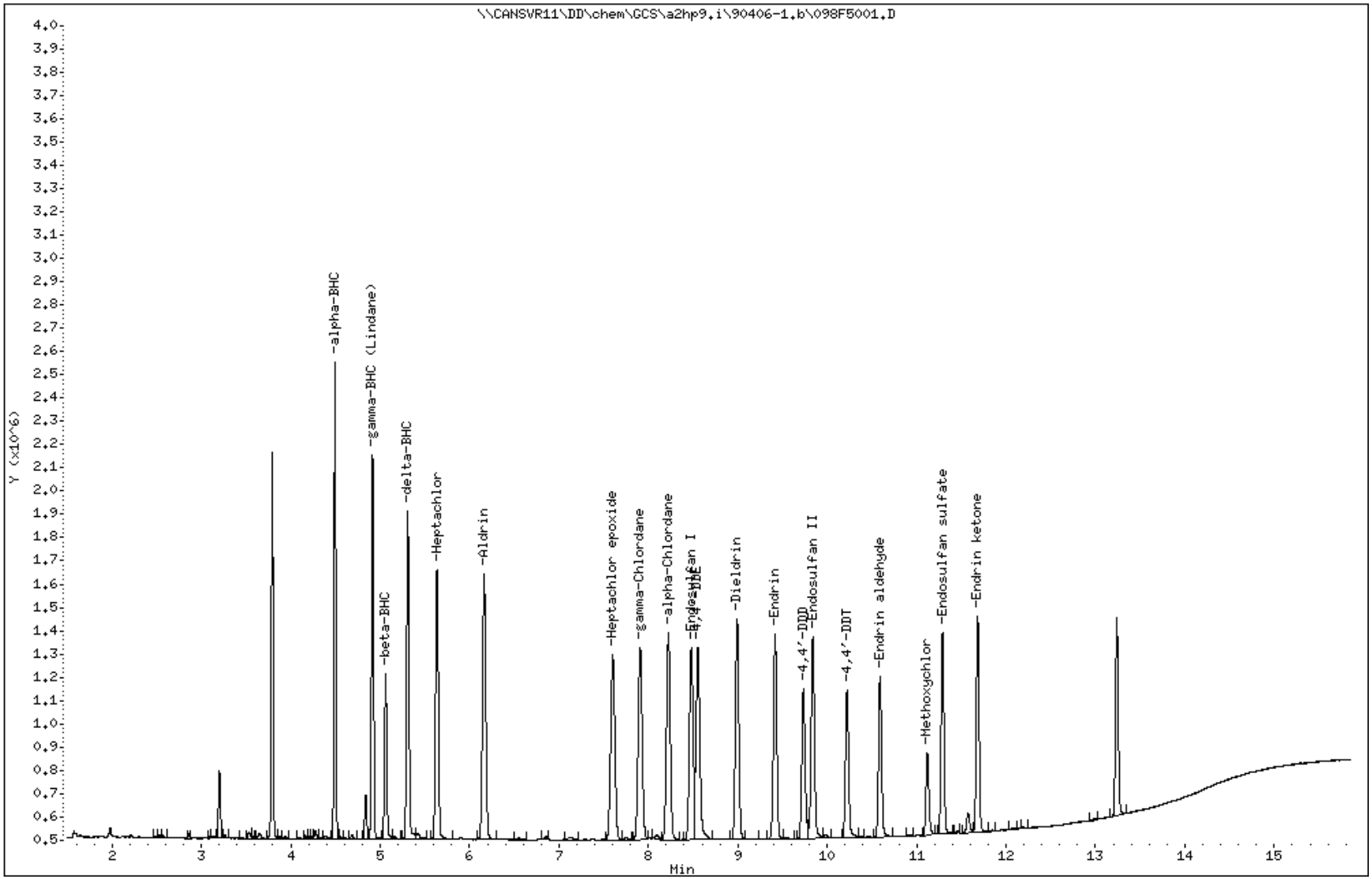

COMPOUNDS and EXP. RT REPORT

Operator: 093905 Date Acquired: 08-APR-2009 04:33
Data File: //cansvr11/dd/chem/GCS/a2hp9.i/90406-1.b/098F5001.D
Lab Sample ID: MRL
Misc. Info:
Instrument: a2hp9.i
Method: \\cansvr11\dd\chem\GCS\a2hp9.i\90406-1.b\PEST9.m
Dilution Factor: 1

Compound	RT	Area	Amount	Conc
9) Tech Chlordane	0.000	0	0.000	0.000
1) Tetrachloro-m-xylene	3.793	2261409	0.005	0.005
2) Hexachlorobenzene	4.277	60227	0.000	0.000
3) Diallate	4.328	10164	0.001	0.001
4) alpha-BHC	4.494	2848282	0.005	0.005
5) gamma-BHC (Lindane)	4.914	2636574	0.005	0.005
6) beta-BHC	5.060	1256916	0.006	0.006
7) delta-BHC	5.309	2647167	0.005	0.005
8) Heptachlor	5.635	2543086	0.005	0.005
10) Aldrin	6.163	2892465	0.006	0.006
11) Isodrin	6.849	15858	0.000	0.000
12) Heptachlor epoxide	7.602	2596351	0.006	0.006
13) gamma-Chlordane	7.908	2559947	0.006	0.006
14) alpha-Chlordane	8.223	2636606	0.006	0.006
15) Endosulfan I	8.480	2370919	0.006	0.006
16) 4,4'-DDE	8.552	2522376	0.005	0.005
17) Dieldrin	8.993	2489226	0.005	0.005
18) Endrin	9.417	2273515	0.006	0.006
19) Kepone	NOT DETECTED Expected RT = 9.476			
20) 4,4'-DDD	9.734	1649344	0.005	0.005
21) Chlorobenzilate	NOT DETECTED Expected RT = 9.818			
22) Endosulfan II	9.839	2249521	0.005	0.005
24) Toxaphene	9.981	39924	0.003	0.003
23) 4,4'-DDT	10.220	1575548	0.005	0.005
25) Endrin aldehyde	10.590	1651012	0.005	0.005
26) Mirex	NOT DETECTED Expected RT = 11.073			
27) Methoxychlor	11.119	807518	0.005	0.005
28) Endosulfan sulfate	11.289	1925760	0.005	0.005
29) Endrin ketone	11.683	2004771	0.005	0.005
30) Decachlorobiphenyl	13.239	1826295	0.005	0.005

Report Date: 07-Apr-2009 14:55

TestAmerica North Canton

CONTINUING CALIBRATION COMPOUNDS

Instrument ID: a2hp9.i Injection Date: 07-APR-2009 06:26
Lab File ID: 039F3901.D Init. Cal. Date(s): 05-APR-2009 06-APR-2009
Analysis Type: Init. Cal. Times: 22:16 20:44
Lab Sample ID: TOX3 F167 Quant Type: ESTD
Method: \\cansvr11\dd\chem\GCS\a2hp9.i\90406-1.b\PEST9.m\PEST9r.m

COMPOUND	RRF / AMOUNT	RF0.025	CCAL RRF0.025	MIN RRF	%D / %DRIFT	MAX %D / %DRIFT	CURVE TYPE
23 Toxaphene(1)	9196835	9198496	9198496	0.010	-0.01806	15.00000	Averaged
(2)	4330875	4272272	4272272	0.010	1.35313	15.00000	Averaged
(3)	9540289	9559089	9559089	0.010	-0.19706	15.00000	Averaged
(4)	7475302	7402537	7402537	0.010	0.97341	15.00000	Averaged
(5)	3679350	3702794	3702794	0.010	-0.63717	15.00000	Averaged

Average %D / Drift Results.

Calculated Average %D/Drift = 0.63577
Maximun Average %D/Drift = 15.00000
* Passed Average %D/Drift Test.

TestAmerica North Canton

PESTICIDES 8081/608

Data file : \\cansvr11\dd\chem\GCS\a2hp9.i\90406-1.b\90406-1.b\039F3901.D
Lab Smp Id: TOX3 F167
Inj Date : 07-APR-2009 06:26
Operator : 093905 Inst ID: a2hp9.i
Smp Info : TOX3 F167,,2
Misc Info : 16-TOXAPH.SUB
Comment :
Method : \\cansvr11\dd\chem\GCS\a2hp9.i\90406-1.b\PEST9.m\PEST9r.m
Meth Date : 07-Apr-2009 14:55 vandorenc Quant Type: ESTD
Cal Date : 06-APR-2009 20:44 Cal File: 013F1301.D
Als bottle: 39 Continuing Calibration Sample
Dil Factor: 1.00000
Integrator: Falcon Compound Sublist: 16-TOXAPH.SUB
Target Version: 4.14 Sample Matrix: None
Processing Host: CANPGCSV23

				AMOUNTS			
				CAL-AMT	ON-COL		
RT	EXP RT	DLT RT	RESPONSE	(ng)	(ng)	TARGET RANGE	RATIO
23 Toxaphene					CAS #: 8001-35-2		
11.755	11.755	0.000	9198496	1.00000	1.000	80.00- 120.00	100.00
11.869	11.869	0.000	4272272	1.00000	0.9865	114.04- 154.04	46.45
12.160	12.160	0.000	9559089	1.00000	1.002	115.64- 155.64	103.92
12.898	12.898	0.000	7402537	1.00000	0.9903	52.78- 92.78	80.48
13.264	13.264	0.000	3702794	1.00000	1.006	69.36- 109.36	40.25
		Average of Peak Amounts =			0.99696		

Data File: \\cansvr11\dd\chem\GCS\a2hp9.i\90406-1.b\90406-1.b\039F3901.D

Date : 07-APR-2009 06:26

Client ID:

Instrument: a2hp9.i

Sample Info: TOX3 F167,,2

Operator: 093905

Column phase: clp pesticides II

Column diameter: 0.53

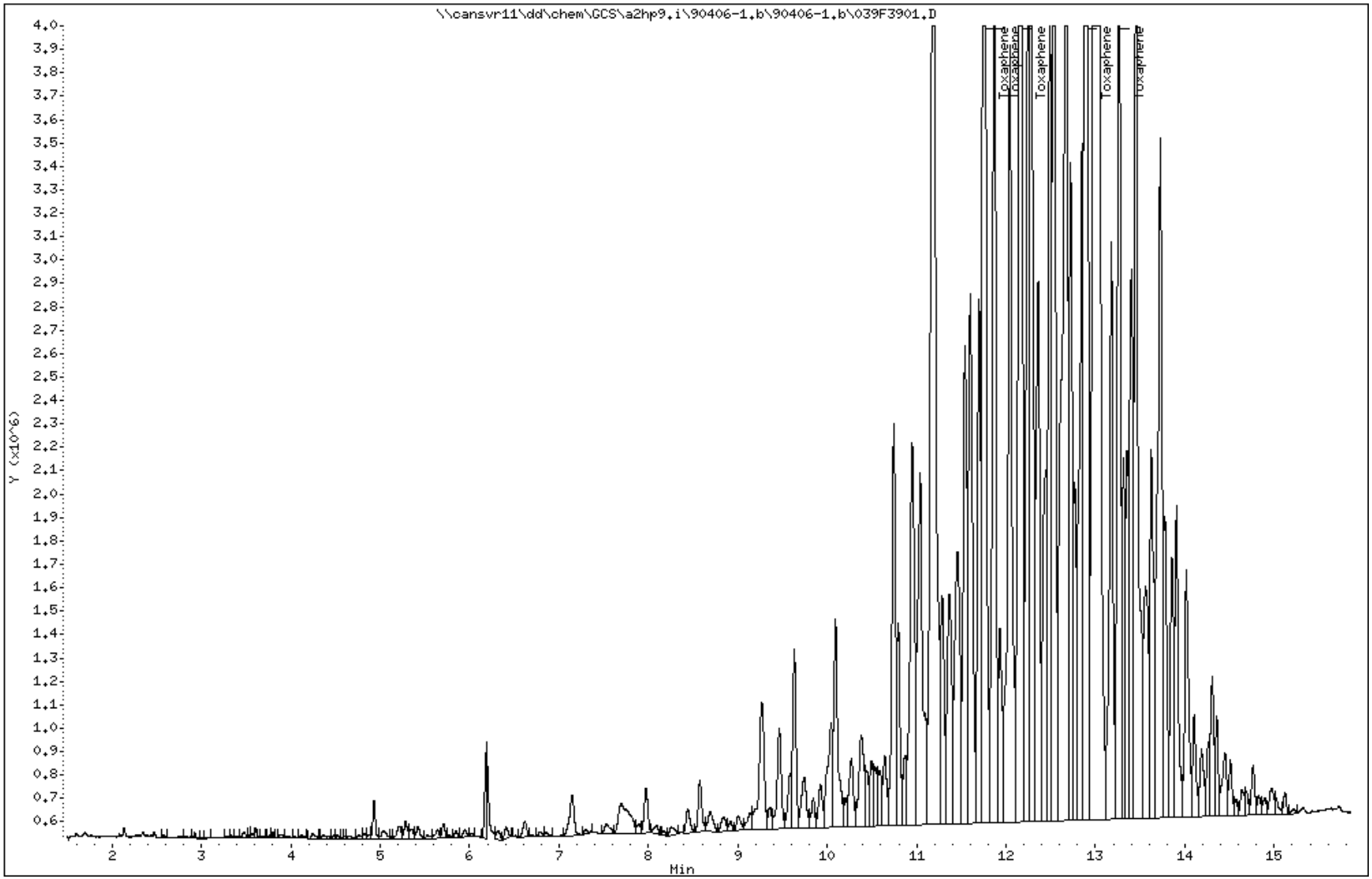

COMPOUNDS and EXP. RT REPORT

Operator: 093905 Date Acquired: 07-APR-2009 06:26
Data File: //cansvr11/dd/chem/GCS/a2hp9.i/90406-1.b/90406-1.b/039F3901.D
Lab Sample ID: TOX3 F167
Misc. Info: 16-TOXAPH.SUB
Instrument: a2hp9.i
Method: \\cansvr11\dd\chem\GCS\a2hp9.i\90406-1.b\PEST9.m\PEST9r.m
Dilution Factor: 1

Compound	RT	Area	Amount	Conc
23) Toxaphene	11.756	22012368	1.000	1.000

Report Date: 07-Apr-2009 14:55

TestAmerica North Canton

CONTINUING CALIBRATION COMPOUNDS

Instrument ID: a2hp9.i Injection Date: 07-APR-2009 06:48
Lab File ID: 040F4001.D Init. Cal. Date(s): 05-APR-2009 06-APR-2009
Analysis Type: Init. Cal. Times: 22:16 20:44
Lab Sample ID: TC3 G025 Quant Type: ESTD
Method: \\cansvr11\dd\chem\GCS\a2hp9.i\90406-1.b\PEST9.m\PEST9r.m

COMPOUND	RRF / AMOUNT	RF0.025	CCAL RRF0.025	MIN RRF	%D / %DRIFT	MAX %D / %DRIFT	CURVE TYPE
9 Tech Chlordane(1)	8682717	8256180	8256180	0.010	4.91248	15.00000	Averaged
(2)	10313339	9537930	9537930	0.010	7.51851	15.00000	Averaged
(3)	27934284	26848090	26848090	0.010	3.88839	15.00000	Averaged
(4)	23605405	22548400	22548400	0.010	4.47781	15.00000	Averaged

Average %D / Drift Results.
Calculated Average %D/Drift = 5.19930
Maximun Average %D/Drift = 15.00000
* Passed Average %D/Drift Test.

TestAmerica North Canton

PESTICIDES 8081/608

Data file : \\cansvr11\dd\chem\GCS\a2hp9.i\90406-1.b\90406-1.b\040F4001.D
Lab Smp Id: TC3 G025
Inj Date : 07-APR-2009 06:48
Operator : 093905 Inst ID: a2hp9.i
Smp Info : TC3 G025,,2
Misc Info : 15-TECHLOR.SUB
Comment :
Method : \\cansvr11\dd\chem\GCS\a2hp9.i\90406-1.b\PEST9.m\PEST9r.m
Meth Date : 07-Apr-2009 14:55 vandorenc Quant Type: ESTD
Cal Date : 06-APR-2009 20:44 Cal File: 013F1301.D
Als bottle: 40 Continuing Calibration Sample
Dil Factor: 1.00000
Integrator: Falcon Compound Sublist: 15-TECHLOR.SUB
Target Version: 4.14 Sample Matrix: None
Processing Host: CANPGCSV23

				AMOUNTS			
				CAL-AMT	ON-COL		
RT	EXP RT	DLT RT	RESPONSE	(ng)	(ng)	TARGET RANGE	RATIO
9 Tech Chlordane					CAS #: 57-74-9		
7.087	7.087	0.000	825618	0.10000	0.09509	0.00- 20.00	100.00
8.711	8.711	0.000	953793	0.10000	0.09248	0.00- 20.00	115.52
9.933	9.933	0.000	2684809	0.10000	0.09611	0.00- 20.00	325.19
10.211	10.211	0.000	2254840	0.10000	0.09552	0.00- 20.00	273.11
		Average of Peak Amounts =			0.09480		

Data File: \\CANSVR11\DD\chem\GCS\a2hp9.i\90406-1.b\90406-1.b\040F4001.D

Date : 07-APR-2009 06:48

Client ID:

Instrument: a2hp9.i

Sample Info: TC3 G025,,2

Operator: 093905

Column phase: clp pesticides II

Column diameter: 0.53

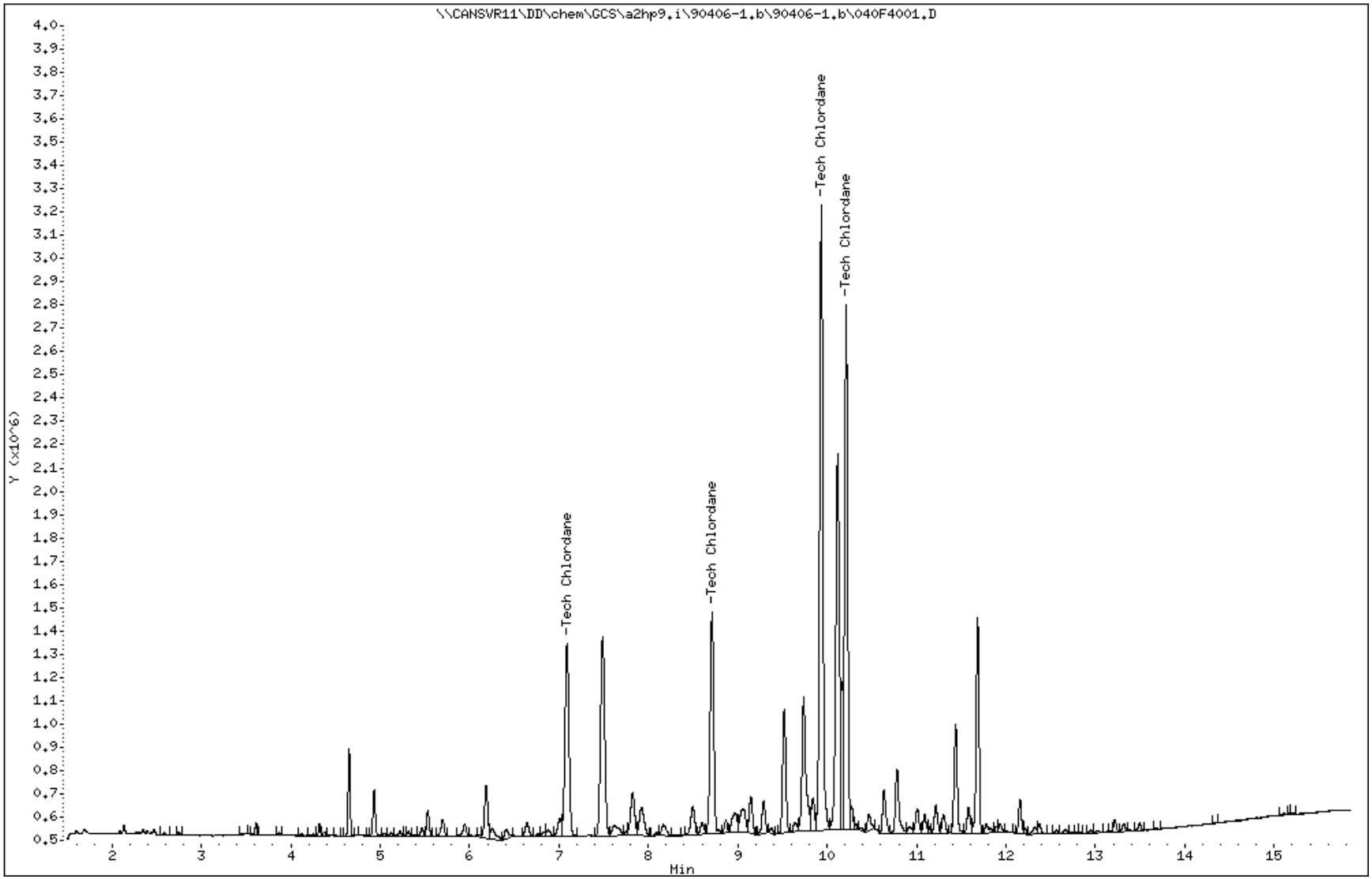

COMPOUNDS and EXP. RT REPORT

Operator: 093905 Date Acquired: 07-APR-2009 06:48
Data File: //cansvr11/dd/chem/GCS/a2hp9.i/90406-1.b/90406-1.b/040F4001.D
Lab Sample ID: TC3 G025
Misc. Info: 15-TECHLOR.SUB
Instrument: a2hp9.i
Method: \\cansvr11\dd\chem\GCS\a2hp9.i\90406-1.b\PEST9.m\PEST9r.m
Dilution Factor: 1

Compound	RT	Area	Amount	Conc
9) Tech Chlordane	7.088	2581872	0.095	0.095

Report Date: 07-Apr-2009 14:57

TestAmerica North Canton

RECOVERY REPORT

Client Name: Client SDG: SDGa00713
Sample Matrix: LIQUID Fraction: Pesticides
Lab Smp Id: MRL
Level: LOW Operator: 093905
Data Type: GC MULTI COMP SampleType: MRL
SpikeList File: MRL.spk Quant Type: ESTD
Sublist File: mrl.sub
Method File: \\cansvr11\dd\chem\GCS\a2hp9.i\90406-1.b\PEST9.m\PEST9r.m
Misc Info:

SPIKE COMPOUND	AMOUNT ADDED ng	AMOUNT RECOVERED ng	% RECOVERED	LIMITS
4 alpha-BHC	0.005000	0.004801	96.02	70-130
5 gamma-BHC (Lindane	0.005000	0.005128	102.57	70-130
6 beta-BHC	0.005000	0.005772	115.43	70-130
7 delta-BHC	0.005000	0.004913	98.27	70-130
8 Heptachlor	0.005000	0.005353	107.06	70-130
10 Aldrin	0.005000	0.005100	101.99	70-130
12 Heptachlor epoxide	0.005000	0.005335	106.71	70-130
13 gamma-Chlordane	0.005000	0.005302	106.03	70-130
14 alpha-Chlordane	0.005000	0.005223	104.47	70-130
15 Endosulfan I	0.005000	0.005295	105.90	70-130
16 4,4'-DDE	0.005000	0.005016	100.33	70-130
17 Dieldrin	0.005000	0.005039	100.78	70-130
18 Endrin	0.005000	0.005234	104.68	70-130
21 4,4'-DDD	0.005000	0.005211	104.22	70-130
22 Endosulfan II	0.005000	0.005336	106.72	70-130
24 4,4'-DDT	0.005000	0.004859	97.19	70-130
25 Endrin aldehyde	0.005000	0.005425	108.51	70-130
26 Endosulfan sulfate	0.005000	0.005319	106.38	70-130
27 Methoxychlor	0.005000	0.005827	116.55	70-130
29 Endrin ketone	0.005000	0.005546	110.93	70-130

TestAmerica North Canton

PESTICIDES 8081/608

Data file : \\cansvr11\dd\chem\GCS\a2hp9.i\90406-1.b\90406-1.b\060F1201.D
Lab Smp Id: MRL
Inj Date : 07-APR-2009 14:22
Operator : 093905 Inst ID: a2hp9.i
Smp Info : MRL
Misc Info :
Comment :
Method : \\cansvr11\dd\chem\GCS\a2hp9.i\90406-1.b\PEST9.m\PEST9r.m
Meth Date : 07-Apr-2009 14:57 vandorenc Quant Type: ESTD
Cal Date : 06-APR-2009 20:44 Cal File: 013F1301.D
Als bottle: 60 QC Sample: MRL
Dil Factor: 1.00000
Integrator: Falcon Compound Sublist: mrl.sub
Target Version: 4.14 Sample Matrix: WATER
Processing Host: CANPGCSV23

Concentration Formula: Amt * DF * Vt/Vo/Vi * CpndVariable

Name	Value	Description
DF	1.000	Dilution Factor
Vt	1.000	Volume of final extract (uL)
Vo	1.000	Volume of sample extracted (mL)
Vi	1.000	Volume injected
Cpnd Variable		Local Compound Variable

				CONCENTRATIONS ON-COL (ng)	FINAL (ug/L)	TARGET RANGE	RATIO
RT	EXP RT	DLT RT	RESPONSE				
4 alpha-BHC						CAS #: 319-84-6	
5.637	5.638	-0.001	3990631	0.00480	0.004801		
55 DDD/Endosulfan II						CAS #: 72-54-8/332-65-	

Peaks not detected for Quant. or Qual. signal(s).

5 gamma-BHC (Lindane)						CAS #: 58-89-9	
6.383	6.384	-0.001	3730535	0.00513	0.005128		
6 beta-BHC						CAS #: 319-85-7	
6.612	6.613	-0.001	652037	0.00577	0.005772		
7 delta-BHC						CAS #: 319-86-8	
7.370	7.372	-0.002	1197069	0.00491	0.004913		

```
    8 Heptachlor                                    CAS #: 76-44-8
7.487    7.489   -0.002         1125954 0.00535  0.005353
--------------------------------------------------------------------------------
   10 Aldrin                                        CAS #: 309-00-2
8.287    8.287    0.000         3772030 0.00510  0.005100
--------------------------------------------------------------------------------
```

RT	EXP RT	DLT RT	RESPONSE	CONCENTRATIONS ON-COL (ng)	CONCENTRATIONS FINAL (ug/L)	TARGET RANGE	RATIO
12 Heptachlor epoxide					CAS #: 1024-57-3		
9.567	9.569	-0.002	3224568	0.00534	0.005335		
13 gamma-Chlordane					CAS #: 5103-74-2		
9.934	9.934	0.000	3251450	0.00530	0.005302		
14 alpha-Chlordane					CAS #: 5103-71-9		
10.212	10.213	-0.001	3105596	0.00522	0.005223		
15 Endosulfan I					CAS #: 959-98-8		
10.282	10.284	-0.002	1192654	0.00529	0.005295		
16 4,4'-DDE					CAS #: 72-55-9		
10.594	10.595	-0.001	2882597	0.00502	0.005016		
17 Dieldrin					CAS #: 60-57-1		
10.769	10.770	-0.001	1309069	0.00504	0.005039		
18 Endrin					CAS #: 72-20-8		
11.264	11.264	0.000	1182604	0.00523	0.005234		
21 4,4'-DDD					CAS #: 72-54-8		
11.545	11.544	0.001	1981667	0.00521	0.005211		
22 Endosulfan II					CAS #: 33213-65-9		
11.615	11.615	0.000	1140818	0.00534	0.005336		
24 4,4'-DDT					CAS #: 50-29-3		
12.018	12.018	0.000	1885118	0.00486	0.004859		
25 Endrin aldehyde					CAS #: 7421-93-4		
12.150	12.150	0.000	880447	0.00543	0.005425		
26 Endosulfan sulfate					CAS #: 1031-07-8		
12.561	12.563	-0.002	1035705	0.00532	0.005319		
27 Methoxychlor					CAS #: 72-43-5		
13.049	13.049	0.000	492979	0.00583	0.005827		
29 Endrin ketone					CAS #: 53494-70-5		
13.307	13.308	-0.001	1187886	0.00555	0.005546		

Data File: \\cansvr11\dd\chem\GCS\a2hp9.i\90406-1.b\90406-1.b\060F1201.D

Date : 07-APR-2009 14:22

Client ID:

Instrument: a2hp9.i

Sample Info: MRL

Volume Injected (uL): 1.0

Operator: 093905

Column phase: clp pesticides II

Column diameter: 0.53

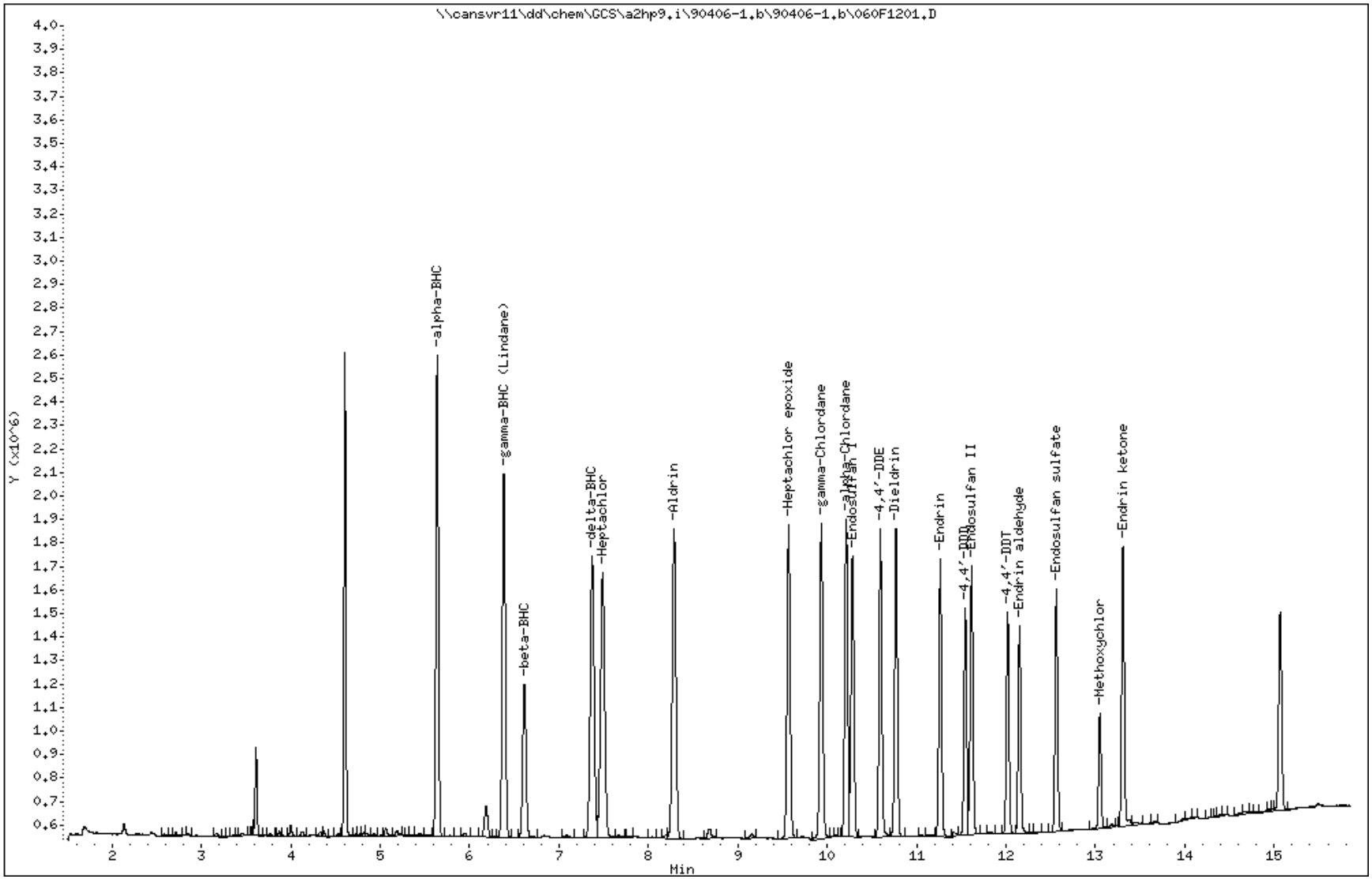

Data File: \\cansvr11\dd\chem\GCS\a2hp9.i\90406-1.b\90406-1.b/069F2101.D
Report Date: 04/08/2009

EVALB Degradation Report

Instrument ID: a2hp9.i Injection Date: 07-APR-2009 17:43
Lab File ID: 069F2101.D Lab Sample ID: PEM G087
Analysis Type: NONE Method File: \\cansvr11\dd\chem\GCS\a2hp9.i\90406-1.b\PES

4,4'-DDT Degradation

RT	Area	Compound
12.018	38720186	4,4'-DDT
10.594	200179	4,4'-DDE
11.544	455808	4,4'-DDD

Percent Degradation of 4,4'-DDT: 1.67

Endrin Degradation

RT	Area	Compound
11.265	21695250	Endrin
12.151	867052	Endrin aldehyde
13.308	1431791	Endrin ketone

Percent Degradation of Endrin: 9.58

TestAmerica North Canton

PESTICIDES 8081/608

Data file : \\cansvr11\dd\chem\GCS\a2hp9.i\90406-1.b\90406-1.b\069F2101.D
Lab Smp Id: PEM G087
Inj Date : 07-APR-2009 17:43
Operator : 093905 Inst ID: a2hp9.i
Smp Info : PEM G087
Misc Info : 12-PEM.SUB
Comment :
Method : \\cansvr11\dd\chem\GCS\a2hp9.i\90406-1.b\PEST9.m\PEST9r.m
Meth Date : 08-Apr-2009 06:29 vandorenc Quant Type: ESTD
Cal Date : 06-APR-2009 20:44 Cal File: 013F1301.D
Als bottle: 69 QC Sample: PEM
Dil Factor: 1.00000
Integrator: Falcon Compound Sublist: 12-PEM.SUB
Target Version: 4.14 Sample Matrix: None
Processing Host: CANPGCSV23

RT	EXP RT	DLT RT	RESPONSE	CONCENTRATIONS ON-COL (ng)	CONCENTRATIONS FINAL (ng)	TARGET RANGE	RATIO
4 alpha-BHC						CAS #: 319-84-6	
5.636	5.637	-0.001	7461161	0.00898	0.008976		
5 gamma-BHC (Lindane)						CAS #: 58-89-9	
6.382	6.382	0.000	6403988	0.00880	0.008804		
6 beta-BHC						CAS #: 319-85-7	
6.611	6.611	0.000	1076252	0.00953	0.009527		
16 4,4'-DDE						CAS #: 72-55-9	
10.594	10.594	0.000	200179	3e-004	0.0003484		
18 Endrin						CAS #: 72-20-8	
11.265	11.264	0.001	10275618	0.04548	0.04548		
21 4,4'-DDD						CAS #: 72-54-8	
11.544	11.543	0.001	455808	0.00120	0.001198		
22 Endosulfan II						CAS #: 33213-65-9	

Peaks not detected for Quant. or Qual. signal(s).

24 4,4'-DDT						CAS #: 50-29-3	
12.017	12.017	0.000	38720186	0.09981	0.09981		
25 Endrin aldehyde						CAS #: 7421-93-4	
12.151	12.151	0.000	411484	0.00254	0.002536		

```
   27 Methoxychlor                                CAS #: 72-43-5
13.049  13.049    0.000        21735966 0.25694   0.2569
--------------------------------------------------------------------------------
   26 Endosulfan sulfate                          CAS #: 1031-07-8
12.584  12.561    0.023            5526  3e-005  0.00002838
--------------------------------------------------------------------------------
```

RT	EXP RT	DLT RT	RESPONSE	CONCENTRATIONS ON-COL (ng)	FINAL (ng)	TARGET RANGE	RATIO
29 Endrin ketone					CAS #: 53494-70-5		
13.307	13.307	0.000	697883	0.00326	0.003258		

Data File: \\CANSVR11\DD\chem\GCS\a2hp9.i\90406-1.b\90406-1.b\069F2101.D

Date : 07-APR-2009 17:43

Client ID:

Instrument: a2hp9.i

Sample Info: PEM G087

Operator: 093905

Column phase: clp pesticides II

Column diameter: 0.53

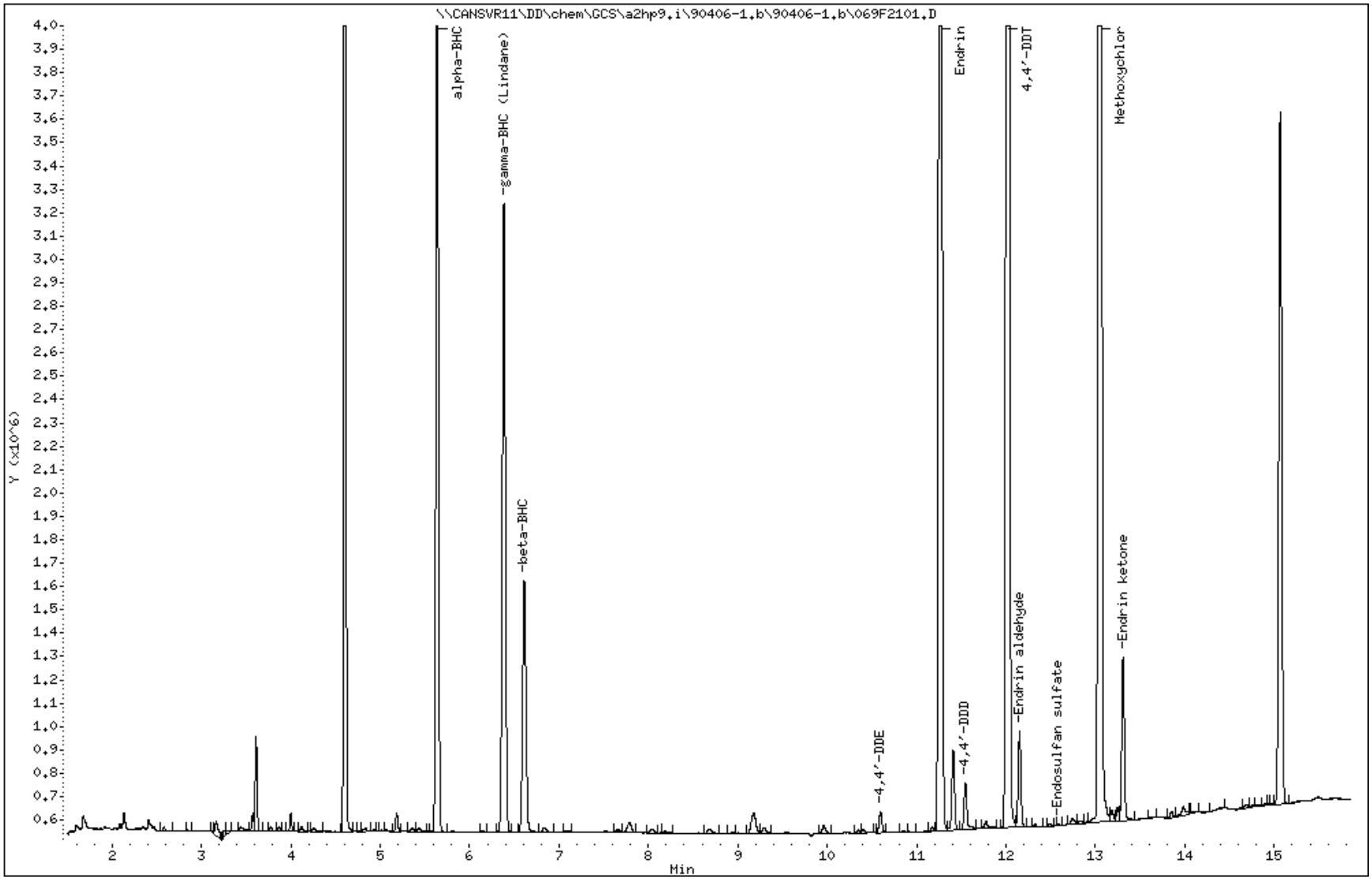

COMPOUNDS and EXP. RT REPORT

Operator: 093905 Date Acquired: 07-APR-2009 17:43
Data File: //cansvr11/dd/chem/GCS/a2hp9.i/90406-1.b/90406-1.b/069F2101.D
Lab Sample ID: PEM G087
Misc. Info: 12-PEM.SUB
Instrument: a2hp9.i
Method: \\cansvr11\dd\chem\GCS\a2hp9.i\90406-1.b\PEST9.m\PEST9r.m
Dilution Factor: 1

Compound	RT	Area	Amount	Conc
4) alpha-BHC	5.637	7461161	0.009	0.009
5) gamma-BHC (Lindane)	6.383	6403988	0.009	0.009
6) beta-BHC	6.612	2820914	0.010	0.010
16) 4,4'-DDE	10.594	200179	0.000	0.000
18) Endrin	11.265	21695250	0.045	0.045
21) 4,4'-DDD	11.544	455808	0.001	0.001
22) Endosulfan II	NOT DETECTED	Expected RT = 11.616		
24) 4,4'-DDT	12.018	38720186	0.100	0.100
25) Endrin aldehyde	12.151	867052	0.003	0.003
26) Endosulfan sulfate	12.584	11013	0.000	0.000
27) Methoxychlor	13.049	41089207	0.257	0.257
29) Endrin ketone	13.308	1431791	0.003	0.003

TestAmerica North Canton

CONTINUING CALIBRATION COMPOUNDS

Instrument ID: a2hp9.i Injection Date: 07-APR-2009 18:06
Lab File ID: 070F2201.D Init. Cal. Date(s): 05-APR-2009 06-APR-2009
Analysis Type: Init. Cal. Times: 22:16 20:44
Lab Sample ID: AB3 G004 Quant Type: ESTD
Method: \\cansvr11\dd\chem\GCS\a2hp9.i\90406-1.b\PEST9.m\PEST9r.m

COMPOUND	RRF / AMOUNT	RF0.025	CCAL RRF0.025	MIN RRF	%D / %DRIFT	MAX %D / %DRIFT	CURVE TYPE
$ 1 Tetrachloro-m-xylene	616421515	594112200	594112200	0.000	3.61917	15.00000	Averaged
4 alpha-BHC	831179281	907066720	907066720	0.010	-9.13009	15.00000	Averaged
5 gamma-BHC (Lindane)	727402496	815582520	815582520	0.010	-12.12259	15.00000	Averaged
6 beta-BHC	112970501	125971280	125971280	0.010	-11.50812	15.00000	Averaged
7 delta-BHC	243631115	268514240	268514240	0.010	-10.21344	15.00000	Averaged
8 Heptachlor	210338578	234304720	234304720	0.010	-11.39408	15.00000	Averaged
10 Aldrin	739683760	786501440	786501440	0.010	-6.32942	15.00000	Averaged
12 Heptachlor epoxide	604380302	647681440	647681440	0.010	-7.16455	15.00000	Averaged
13 gamma-Chlordane	613289950	651605000	651605000	0.010	-6.24746	15.00000	Averaged
14 alpha-Chlordane	594557828	621135920	621135920	0.010	-4.47023	15.00000	Averaged
15 Endosulfan I	225246398	241682360	241682360	0.010	-7.29688	15.00000	Averaged
16 4,4'-DDE	574623900	581909400	581909400	0.010	-1.26787	15.00000	Averaged
17 Dieldrin	259786756	272212120	272212120	0.010	-4.78291	15.00000	Averaged
18 Endrin	225938994	246736080	246736080	0.010	-9.20474	15.00000	Averaged
21 4,4'-DDD	380288579	404029560	404029560	0.010	-6.24289	15.00000	Averaged
22 Endosulfan II	213796169	223227720	223227720	0.010	-4.41147	15.00000	Averaged
24 4,4'-DDT	387934821	378065520	378065520	0.010	2.54406	15.00000	Averaged
25 Endrin aldehyde	162285889	168140800	168140800	0.010	-3.60778	15.00000	Averaged
26 Endosulfan sulfate	194724658	198689280	198689280	0.010	-2.03601	15.00000	Averaged
27 Methoxychlor	84596978	87034560	87034560	0.010	-2.88141	15.00000	Averaged
29 Endrin ketone	214172725	217783880	217783880	0.010	-1.68609	15.00000	Averaged
$ 30 Decachlorobiphenyl	141343633	145023560	145023560	0.010	-2.60353	15.00000	Averaged

Average %D / Drift Results.

Calculated Average %D/Drift = 5.94385
Maximun Average %D/Drift = 15.00000
* Passed Average %D/Drift Test.

TestAmerica North Canton

PESTICIDES 8081/608

Data file : \\cansvr11\dd\chem\GCS\a2hp9.i\90406-1.b\90406-1.b\070F2201.D
Lab Smp Id: AB3 G004
Inj Date : 07-APR-2009 18:06
Operator : 093905 Inst ID: a2hp9.i
Smp Info : AB3 G004,,2
Misc Info : 1-AB.SUB
Comment :
Method : \\cansvr11\dd\chem\GCS\a2hp9.i\90406-1.b\PEST9.m\PEST9r.m
Meth Date : 08-Apr-2009 06:29 vandorenc Quant Type: ESTD
Cal Date : 06-APR-2009 20:44 Cal File: 013F1301.D
Als bottle: 70 Continuing Calibration Sample
Dil Factor: 1.00000
Integrator: Falcon Compound Sublist: 1-AB.SUB
Target Version: 4.14 Sample Matrix: None
Processing Host: CANPGCSV23

				AMOUNTS			
				CAL-AMT	ON-COL		
RT	EXP RT	DLT RT	RESPONSE	(ng)	(ng)	TARGET RANGE	RATIO
$ 1 Tetrachloro-m-xylene						CAS #: 877-09-8	
4.605	4.605	0.000	14852805	0.02500	0.02410		
4 alpha-BHC						CAS #: 319-84-6	
5.638	5.637	0.001	22676668	0.02500	0.02728		
5 gamma-BHC (Lindane)						CAS #: 58-89-9	
6.383	6.382	0.001	20389563	0.02500	0.02803		
6 beta-BHC						CAS #: 319-85-7	
6.611	6.611	0.000	3149282	0.02500	0.02788		
7 delta-BHC						CAS #: 319-86-8	
7.372	7.369	0.003	6712856	0.02500	0.02755		
8 Heptachlor						CAS #: 76-44-8	
7.488	7.487	0.001	5857618	0.02500	0.02785		
10 Aldrin						CAS #: 309-00-2	
8.287	8.286	0.001	19662536	0.02500	0.02658		
12 Heptachlor epoxide						CAS #: 1024-57-3	
9.568	9.567	0.001	16192036	0.02500	0.02679		
13 gamma-Chlordane						CAS #: 5103-74-2	
9.934	9.932	0.002	16290125	0.02500	0.02656		
14 alpha-Chlordane						CAS #: 5103-71-9	
10.213	10.211	0.002	15528398	0.02500	0.02612		

```
--------------------------------------------------------------------------------
   15 Endosulfan I                                CAS #: 959-98-8
10.283  10.281    0.002         6042059 0.02500  0.02682
--------------------------------------------------------------------------------
```

				AMOUNTS			
				CAL-AMT	ON-COL		
RT	EXP RT	DLT RT	RESPONSE	(ng)	(ng)	TARGET RANGE	RATIO
16 4,4'-DDE					CAS #: 72-55-9		
10.594	10.594	0.000	14547735	0.02500	0.02532		
17 Dieldrin					CAS #: 60-57-1		
10.770	10.769	0.001	6805303	0.02500	0.02620		
18 Endrin					CAS #: 72-20-8		
11.264	11.264	0.000	6168402	0.02500	0.02730		
21 4,4'-DDD					CAS #: 72-54-8		
11.544	11.543	0.001	10100739	0.02500	0.02656		
22 Endosulfan II					CAS #: 33213-65-9		
11.615	11.615	0.000	5580693	0.02500	0.02610		
24 4,4'-DDT					CAS #: 50-29-3		
12.018	12.017	0.001	9451638	0.02500	0.02436		
25 Endrin aldehyde					CAS #: 7421-93-4		
12.150	12.151	-0.001	4203520	0.02500	0.02590		
26 Endosulfan sulfate					CAS #: 1031-07-8		
12.562	12.561	0.001	4967232	0.02500	0.02551		
27 Methoxychlor					CAS #: 72-43-5		
13.048	13.049	-0.001	2175864	0.02500	0.02572		
29 Endrin ketone					CAS #: 53494-70-5		
13.308	13.307	0.001	5444597	0.02500	0.02542		
$ 30 Decachlorobiphenyl					CAS #: 2051-24-3		
15.065	15.065	0.000	3625589	0.02500	0.02565		

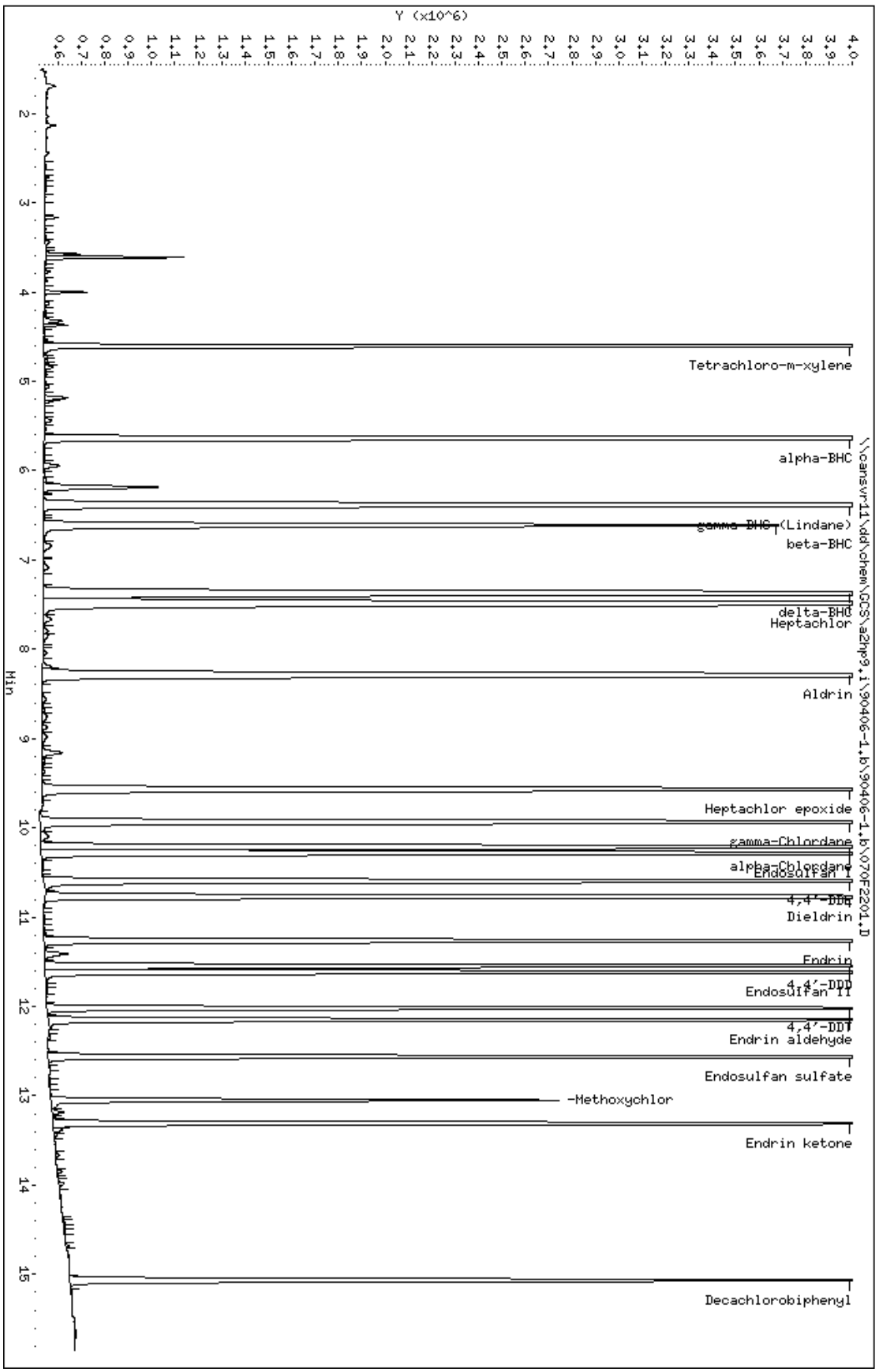
Data File: \\cansvr11\dd\chem\GCS\a2hp9,i\90406-1,b\90406-1,b\070F2201,D
Date : 07-APR-2009 18:06
Client ID:
Sample Info: AB3 G004,,2
Column phase: clp pesticides II
Instrument: a2hp9,i
Operator: 093905
Column diameter: 0.53
Page 1
Y (x10^6)
Min
Tetrachloro-m-xylene
alpha-BHC
gamma-BHC (Lindane)
beta-BHC
delta-BHC
Heptachlor
Aldrin
Heptachlor epoxide
gamma-Chlordane
alpha-Chlordane
Endosulfan I
4,4'-DDE
Dieldrin
Endrin
4,4'-DDD
Endosulfan II
4,4'-DDT
Endrin aldehyde
Endosulfan sulfate
-Methoxychlor
Endrin ketone
Decachlorobiphenyl

COMPOUNDS and EXP. RT REPORT

Operator: 093905 Date Acquired: 07-APR-2009 18:06
Data File: //cansvr11/dd/chem/GCS/a2hp9.i/90406-1.b/90406-1.b/070F2201.D
Lab Sample ID: AB3 G004
Misc. Info: 1-AB.SUB
Instrument: a2hp9.i
Method: \\cansvr11\dd\chem\GCS\a2hp9.i\90406-1.b\PEST9.m\PEST9r.m
Dilution Factor: 1

Compound	RT	Area	Amount	Conc
1) Tetrachloro-m-xylene	4.606	14852805	0.024	0.024
4) alpha-BHC	5.638	22676668	0.027	0.027
5) gamma-BHC (Lindane)	6.384	20389563	0.028	0.028
6) beta-BHC	6.611	8176016	0.028	0.028
7) delta-BHC	7.372	19974245	0.028	0.028
8) Heptachlor	7.488	18728175	0.028	0.028
10) Aldrin	8.287	19662536	0.027	0.027
12) Heptachlor epoxide	9.569	16192036	0.027	0.027
13) gamma-Chlordane	9.935	16290125	0.027	0.027
14) alpha-Chlordane	10.213	15528398	0.026	0.026
15) Endosulfan I	10.283	13789363	0.027	0.027
16) 4,4'-DDE	10.595	14547735	0.025	0.025
17) Dieldrin	10.771	14703223	0.026	0.026
18) Endrin	11.265	12857936	0.027	0.027
21) 4,4'-DDD	11.545	10100739	0.027	0.027
22) Endosulfan II	11.616	11793141	0.026	0.026
24) 4,4'-DDT	12.018	9451638	0.024	0.024
25) Endrin aldehyde	12.151	8534104	0.026	0.026
26) Endosulfan sulfate	12.562	9942777	0.026	0.026
27) Methoxychlor	13.049	4233222	0.026	0.026
29) Endrin ketone	13.308	10488788	0.025	0.025
30) Decachlorobiphenyl	15.066	8269943	0.026	0.026

TestAmerica North Canton

CONTINUING CALIBRATION COMPOUNDS

Instrument ID: a2hp9.i Injection Date: 07-APR-2009 22:12
Lab File ID: 081F3301.D Init. Cal. Date(s): 05-APR-2009 06-APR-2009
Analysis Type: Init. Cal. Times: 22:16 20:44
Lab Sample ID: AB3 G004 Quant Type: ESTD
Method: \\cansvr11\dd\chem\GCS\a2hp9.i\90406-1.b\PEST9.m\PEST9r.m

COMPOUND	RRF / AMOUNT	RF0.025	CCAL RRF0.025	MIN RRF	%D / %DRIFT	MAX %D / %DRIFT	CURVE TYPE
$ 1 Tetrachloro-m-xylene	616421515	578005600	578005600	0.000	6.23209	15.00000	Averaged
4 alpha-BHC	831179281	848774920	848774920	0.010	-2.11695	15.00000	Averaged
5 gamma-BHC (Lindane)	727402496	737592880	737592880	0.010	-1.40093	15.00000	Averaged
6 beta-BHC	112970501	118331440	118331440	0.010	-4.74543	15.00000	Averaged
7 delta-BHC	243631115	251206160	251206160	0.010	-3.10923	15.00000	Averaged
8 Heptachlor	210338578	207014000	207014000	0.010	1.58058	15.00000	Averaged
10 Aldrin	739683760	757455880	757455880	0.010	-2.40266	15.00000	Averaged
12 Heptachlor epoxide	604380302	613703880	613703880	0.010	-1.54267	15.00000	Averaged
13 gamma-Chlordane	613289950	614804920	614804920	0.010	-0.24702	15.00000	Averaged
14 alpha-Chlordane	594557828	594225520	594225520	0.010	0.05589	15.00000	Averaged
15 Endosulfan I	225246398	224886080	224886080	0.010	0.15997	15.00000	Averaged
16 4,4'-DDE	574623900	575326320	575326320	0.010	-0.12224	15.00000	Averaged
17 Dieldrin	259786756	258368600	258368600	0.010	0.54589	15.00000	Averaged
18 Endrin	225938994	229403760	229403760	0.010	-1.53350	15.00000	Averaged
21 4,4'-DDD	380288579	384856680	384856680	0.010	-1.20122	15.00000	Averaged
22 Endosulfan II	213796169	210707640	210707640	0.010	1.44461	15.00000	Averaged
24 4,4'-DDT	387934821	333646680	333646680	0.010	13.99414	15.00000	Averaged
25 Endrin aldehyde	162285889	150976360	150976360	0.010	6.96889	15.00000	Averaged
26 Endosulfan sulfate	194724658	187516040	187516040	0.010	3.70195	15.00000	Averaged
27 Methoxychlor	84596978	77133880	77133880	0.010	8.82194	15.00000	Averaged
29 Endrin ketone	214172725	193520920	193520920	0.010	9.64259	15.00000	Averaged
$ 30 Decachlorobiphenyl	141343633	139358720	139358720	0.010	1.40432	15.00000	Averaged

Average %D / Drift Results.

Calculated Average %D/Drift = 3.31703
Maximun Average %D/Drift = 15.00000
* Passed Average %D/Drift Test.

TestAmerica North Canton

PESTICIDES 8081/608

Data file : \\cansvr11\dd\chem\GCS\a2hp9.i\90406-1.b\90406-1.b\081F3301.D
Lab Smp Id: AB3 G004
Inj Date : 07-APR-2009 22:12
Operator : 093905 Inst ID: a2hp9.i
Smp Info : AB3 G004,,2
Misc Info : 1-AB.SUB
Comment :
Method : \\cansvr11\dd\chem\GCS\a2hp9.i\90406-1.b\PEST9.m\PEST9r.m
Meth Date : 08-Apr-2009 06:29 vandorenc Quant Type: ESTD
Cal Date : 06-APR-2009 20:44 Cal File: 013F1301.D
Als bottle: 81 Continuing Calibration Sample
Dil Factor: 1.00000
Integrator: Falcon Compound Sublist: 1-AB.SUB
Target Version: 4.14 Sample Matrix: None
Processing Host: CANPGCSV23

RT	EXP RT	DLT RT	RESPONSE	AMOUNTS CAL-AMT (ng)	ON-COL (ng)	TARGET RANGE	RATIO
$ 1 Tetrachloro-m-xylene						CAS #: 877-09-8	
4.605	4.605	0.000	14450140	0.02500	0.02344		
4 alpha-BHC						CAS #: 319-84-6	
5.637	5.637	0.000	21219373	0.02500	0.02553		
5 gamma-BHC (Lindane)						CAS #: 58-89-9	
6.383	6.382	0.001	18439822	0.02500	0.02535		
6 beta-BHC						CAS #: 319-85-7	
6.612	6.611	0.001	2958286	0.02500	0.02619		
7 delta-BHC						CAS #: 319-86-8	
7.371	7.369	0.002	6280154	0.02500	0.02578		
8 Heptachlor						CAS #: 76-44-8	
7.488	7.487	0.001	5175350	0.02500	0.02460		
10 Aldrin						CAS #: 309-00-2	
8.287	8.286	0.001	18936397	0.02500	0.02560		
12 Heptachlor epoxide						CAS #: 1024-57-3	
9.568	9.567	0.001	15342597	0.02500	0.02538		
13 gamma-Chlordane						CAS #: 5103-74-2	
9.933	9.932	0.001	15370123	0.02500	0.02506		
14 alpha-Chlordane						CAS #: 5103-71-9	
10.212	10.211	0.001	14855638	0.02500	0.02499		

```
--------------------------------------------------------------------------------
   15 Endosulfan I                                CAS #: 959-98-8
10.282  10.281    0.001         5622152 0.02500  0.02496
--------------------------------------------------------------------------------
```

				AMOUNTS			
				CAL-AMT	ON-COL		
RT	EXP RT	DLT RT	RESPONSE	(ng)	(ng)	TARGET RANGE	RATIO
16 4,4'-DDE					CAS #: 72-55-9		
10.594	10.594	0.000	14383158	0.02500	0.02503		
17 Dieldrin					CAS #: 60-57-1		
10.769	10.769	0.000	6459215	0.02500	0.02486		
18 Endrin					CAS #: 72-20-8		
11.265	11.264	0.001	5735094	0.02500	0.02538		
21 4,4'-DDD					CAS #: 72-54-8		
11.544	11.543	0.001	9621417	0.02500	0.02530		
22 Endosulfan II					CAS #: 33213-65-9		
11.615	11.615	0.000	5267691	0.02500	0.02464		
24 4,4'-DDT					CAS #: 50-29-3		
12.017	12.017	0.000	8341167	0.02500	0.02150		
25 Endrin aldehyde					CAS #: 7421-93-4		
12.150	12.151	-0.001	3774409	0.02500	0.02326		
26 Endosulfan sulfate					CAS #: 1031-07-8		
12.562	12.561	0.001	4687901	0.02500	0.02407		
27 Methoxychlor					CAS #: 72-43-5		
13.049	13.049	0.000	1928347	0.02500	0.02279		
29 Endrin ketone					CAS #: 53494-70-5		
13.307	13.307	0.000	4838023	0.02500	0.02259		
$ 30 Decachlorobiphenyl					CAS #: 2051-24-3		
15.065	15.065	0.000	3483968	0.02500	0.02465		

Data File: \\cansvr11\dd\chem\GCS\a2hp9.i\90406-1.b\90406-1.b\081F3301.D

Date : 07-APR-2009 22:12

Client ID:

Instrument: a2hp9.i

Sample Info: AB3 G004,,2

Operator: 093905

Column phase: clp pesticides II

Column diameter: 0.53

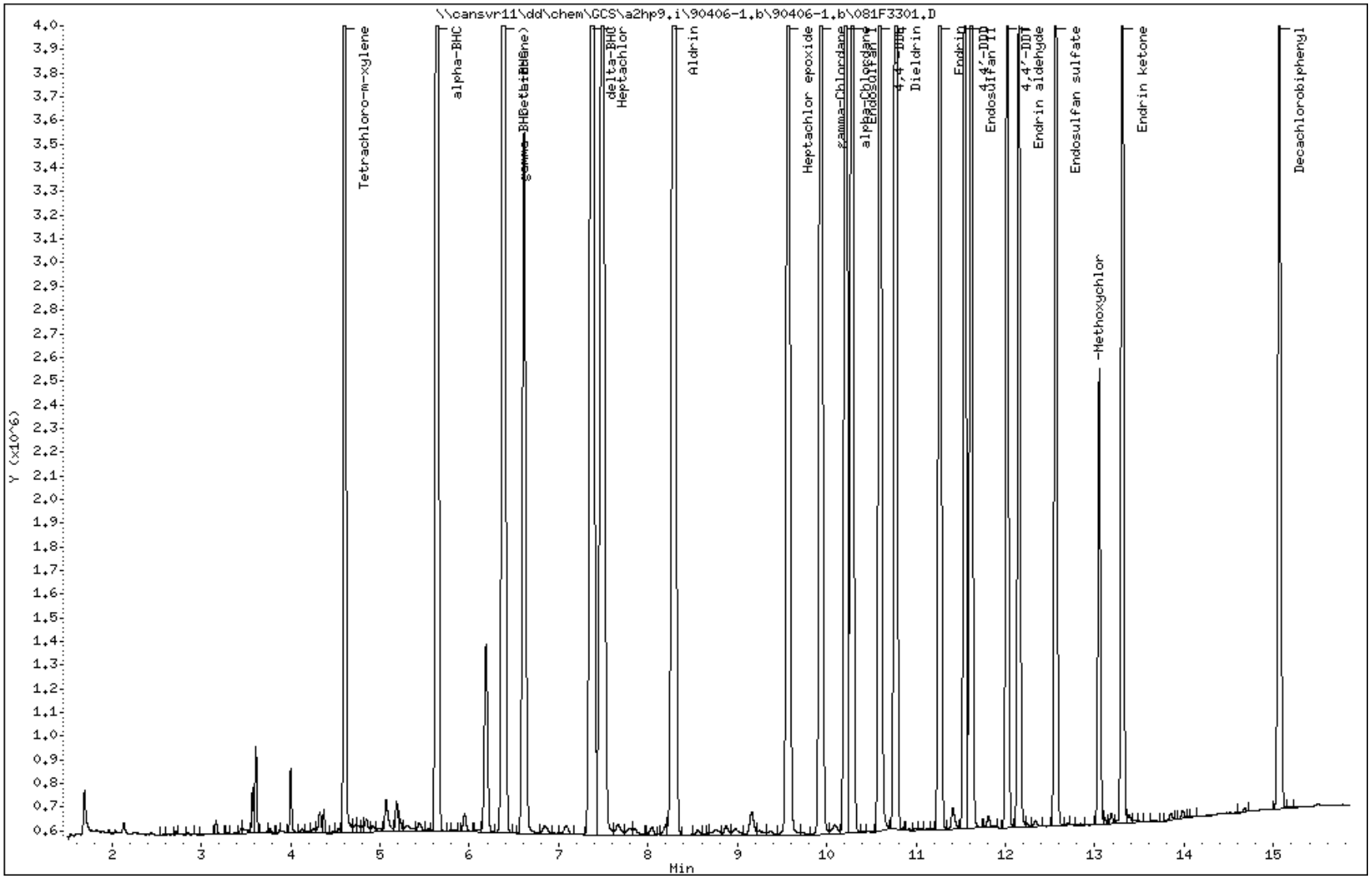

COMPOUNDS and EXP. RT REPORT

Operator: 093905 Date Acquired: 07-APR-2009 22:12
Data File: //cansvr11/dd/chem/GCS/a2hp9.i/90406-1.b/90406-1.b/081F3301.D
Lab Sample ID: AB3 G004
Misc. Info: 1-AB.SUB
Instrument: a2hp9.i
Method: \\cansvr11\dd\chem\GCS\a2hp9.i\90406-1.b\PEST9.m\PEST9r.m
Dilution Factor: 1

Compound	RT	Area	Amount	Conc
1) Tetrachloro-m-xylene	4.605	14450140	0.023	0.023
4) alpha-BHC	5.638	21219373	0.026	0.026
5) gamma-BHC (Lindane)	6.384	18439822	0.025	0.025
6) beta-BHC	6.613	7645147	0.026	0.026
7) delta-BHC	7.371	18556425	0.026	0.026
8) Heptachlor	7.489	16499420	0.025	0.025
10) Aldrin	8.287	18936397	0.026	0.026
12) Heptachlor epoxide	9.569	15342597	0.025	0.025
13) gamma-Chlordane	9.934	15370123	0.025	0.025
14) alpha-Chlordane	10.212	14855638	0.025	0.025
15) Endosulfan I	10.283	12874275	0.025	0.025
16) 4,4'-DDE	10.595	14383158	0.025	0.025
17) Dieldrin	10.770	13834022	0.025	0.025
18) Endrin	11.265	12012572	0.025	0.025
21) 4,4'-DDD	11.545	9621417	0.025	0.025
22) Endosulfan II	11.615	10926483	0.025	0.025
24) 4,4'-DDT	12.017	8341167	0.022	0.022
25) Endrin aldehyde	12.150	7562947	0.023	0.023
26) Endosulfan sulfate	12.562	9219821	0.024	0.024
27) Methoxychlor	13.050	3706996	0.023	0.023
29) Endrin ketone	13.308	9349361	0.023	0.023
30) Decachlorobiphenyl	15.065	7958938	0.025	0.025

TestAmerica North Canton

CONTINUING CALIBRATION COMPOUNDS

Instrument ID: a2hp9.i Injection Date: 08-APR-2009 00:49
Lab File ID: 088F4001.D Init. Cal. Date(s): 05-APR-2009 06-APR-2009
Analysis Type: Init. Cal. Times: 22:16 20:44
Lab Sample ID: AB3 G004 Quant Type: ESTD
Method: \\cansvr11\dd\chem\GCS\a2hp9.i\90406-1.b\PEST9.m\PEST9r.m

COMPOUND	RRF / AMOUNT	RF0.025	CCAL RRF0.025	MIN RRF	%D / %DRIFT	MAX %D / %DRIFT	CURVE TYPE	
$ 1 Tetrachloro-m-xylene	616421515	604033280	604033280	0.000	2.00970	15.00000	Averaged	
4 alpha-BHC	831179281	853905840	853905840	0.010	-2.73425	15.00000	Averaged	
5 gamma-BHC (Lindane)	727402496	718623360	718623360	0.010	1.20692	15.00000	Averaged	
6 beta-BHC	112970501	115624240	115624240	0.010	-2.34905	15.00000	Averaged	
7 delta-BHC	243631115	245205920	245205920	0.010	-0.64639	15.00000	Averaged	
8 Heptachlor	210338578	201084760	201084760	0.010	4.39949	15.00000	Averaged	
10 Aldrin	739683760	775772760	775772760	0.010	-4.87898	15.00000	Averaged	
12 Heptachlor epoxide	604380302	598065240	598065240	0.010	1.04488	15.00000	Averaged	
13 gamma-Chlordane	613289950	597732960	597732960	0.010	2.53665	15.00000	Averaged	
14 alpha-Chlordane	594557828	587285280	587285280	0.010	1.22319	15.00000	Averaged	
15 Endosulfan I	225246398	216591120	216591120	0.010	3.84258	15.00000	Averaged	
16 4,4'-DDE	574623900	576804480	576804480	0.010	-0.37948	15.00000	Averaged	
17 Dieldrin	259786756	250095520	250095520	0.010	3.73046	15.00000	Averaged	
18 Endrin	225938994	217220120	217220120	0.010	3.85895	15.00000	Averaged	
21 4,4'-DDD	380288579	359796520	359796520	0.010	5.38855	15.00000	Averaged	
22 Endosulfan II	213796169	197603040	197603040	0.010	7.57410	15.00000	Averaged	
24 4,4'-DDT	387934821	322149440	322149440	0.010	16.95784	15.00000	Averaged	<-
25 Endrin aldehyde	162285889	144557400	144557400	0.010	10.92423	15.00000	Averaged	
26 Endosulfan sulfate	194724658	175868480	175868480	0.010	9.68351	15.00000	Averaged	
27 Methoxychlor	84596978	74452160	74452160	0.010	11.99194	15.00000	Averaged	
29 Endrin ketone	214172725	184245160	184245160	0.010	13.97357	15.00000	Averaged	
$ 30 Decachlorobiphenyl	141343633	138421600	138421600	0.010	2.06733	15.00000	Averaged	

Average %D / Drift Results.

Calculated Average %D/Drift = 5.15464
Maximun Average %D/Drift = 15.00000
* Passed Average %D/Drift Test.

TestAmerica North Canton

PESTICIDES 8081/608

Data file : \\cansvr11\dd\chem\GCS\a2hp9.i\90406-1.b\90406-1.b\088F4001.D
Lab Smp Id: AB3 G004
Inj Date : 08-APR-2009 00:49
Operator : 093905 Inst ID: a2hp9.i
Smp Info : AB3 G004,,2
Misc Info : 1-AB.SUB
Comment :
Method : \\cansvr11\dd\chem\GCS\a2hp9.i\90406-1.b\PEST9.m\PEST9r.m
Meth Date : 08-Apr-2009 06:29 vandorenc Quant Type: ESTD
Cal Date : 06-APR-2009 20:44 Cal File: 013F1301.D
Als bottle: 88 Continuing Calibration Sample
Dil Factor: 1.00000
Integrator: Falcon Compound Sublist: 1-AB.SUB
Target Version: 4.14 Sample Matrix: None
Processing Host: CANPGCSV23

RT	EXP RT	DLT RT	RESPONSE	AMOUNTS CAL-AMT (ng)	ON-COL (ng)	TARGET RANGE	RATIO	
$ 1 Tetrachloro-m-xylene						CAS #: 877-09-8		
4.605	4.605	0.000	15100832	0.02500	0.02450			
4 alpha-BHC						CAS #: 319-84-6		
5.637	5.637	0.000	21347646	0.02500	0.02568			(M)
5 gamma-BHC (Lindane)						CAS #: 58-89-9		
6.382	6.382	0.000	17965584	0.02500	0.02470			
6 beta-BHC						CAS #: 319-85-7		
6.611	6.611	0.000	2890606	0.02500	0.02559			
7 delta-BHC						CAS #: 319-86-8		
7.371	7.369	0.002	6130148	0.02500	0.02516			
8 Heptachlor						CAS #: 76-44-8		
7.486	7.487	-0.001	5027119	0.02500	0.02390			
10 Aldrin						CAS #: 309-00-2		
8.286	8.286	0.000	19394319	0.02500	0.02622			
12 Heptachlor epoxide						CAS #: 1024-57-3		
9.567	9.567	0.000	14951631	0.02500	0.02474			
13 gamma-Chlordane						CAS #: 5103-74-2		
9.933	9.932	0.001	14943324	0.02500	0.02436			
14 alpha-Chlordane						CAS #: 5103-71-9		
10.211	10.211	0.000	14682132	0.02500	0.02469			

```
--------------------------------------------------------------------------------
   15 Endosulfan I                                CAS #: 959-98-8
10.282  10.281    0.001         5414778 0.02500  0.02404
--------------------------------------------------------------------------------
```

RT	EXP RT	DLT RT	RESPONSE	AMOUNTS CAL-AMT (ng)	ON-COL (ng)	TARGET RANGE	RATIO
16 4,4'-DDE						CAS #: 72-55-9	
10.594	10.594	0.000	14420112	0.02500	0.02509		
17 Dieldrin						CAS #: 60-57-1	
10.769	10.769	0.000	6252388	0.02500	0.02407		
18 Endrin						CAS #: 72-20-8	
11.263	11.264	-0.001	5430503	0.02500	0.02404		
21 4,4'-DDD						CAS #: 72-54-8	
11.543	11.543	0.000	8994913	0.02500	0.02365		
22 Endosulfan II						CAS #: 33213-65-9	
11.614	11.615	-0.001	4940076	0.02500	0.02311		
24 4,4'-DDT						CAS #: 50-29-3	
12.017	12.017	0.000	8053736	0.02500	0.02076		
25 Endrin aldehyde						CAS #: 7421-93-4	
12.149	12.151	-0.002	3613935	0.02500	0.02227		
26 Endosulfan sulfate						CAS #: 1031-07-8	
12.561	12.561	0.000	4396712	0.02500	0.02258		
27 Methoxychlor						CAS #: 72-43-5	
13.048	13.049	-0.001	1861304	0.02500	0.02200		
29 Endrin ketone						CAS #: 53494-70-5	
13.306	13.307	-0.001	4606129	0.02500	0.02151		
$ 30 Decachlorobiphenyl						CAS #: 2051-24-3	
15.064	15.065	-0.001	3460540	0.02500	0.02448		

QC Flag Legend

M - Compound response manually integrated.

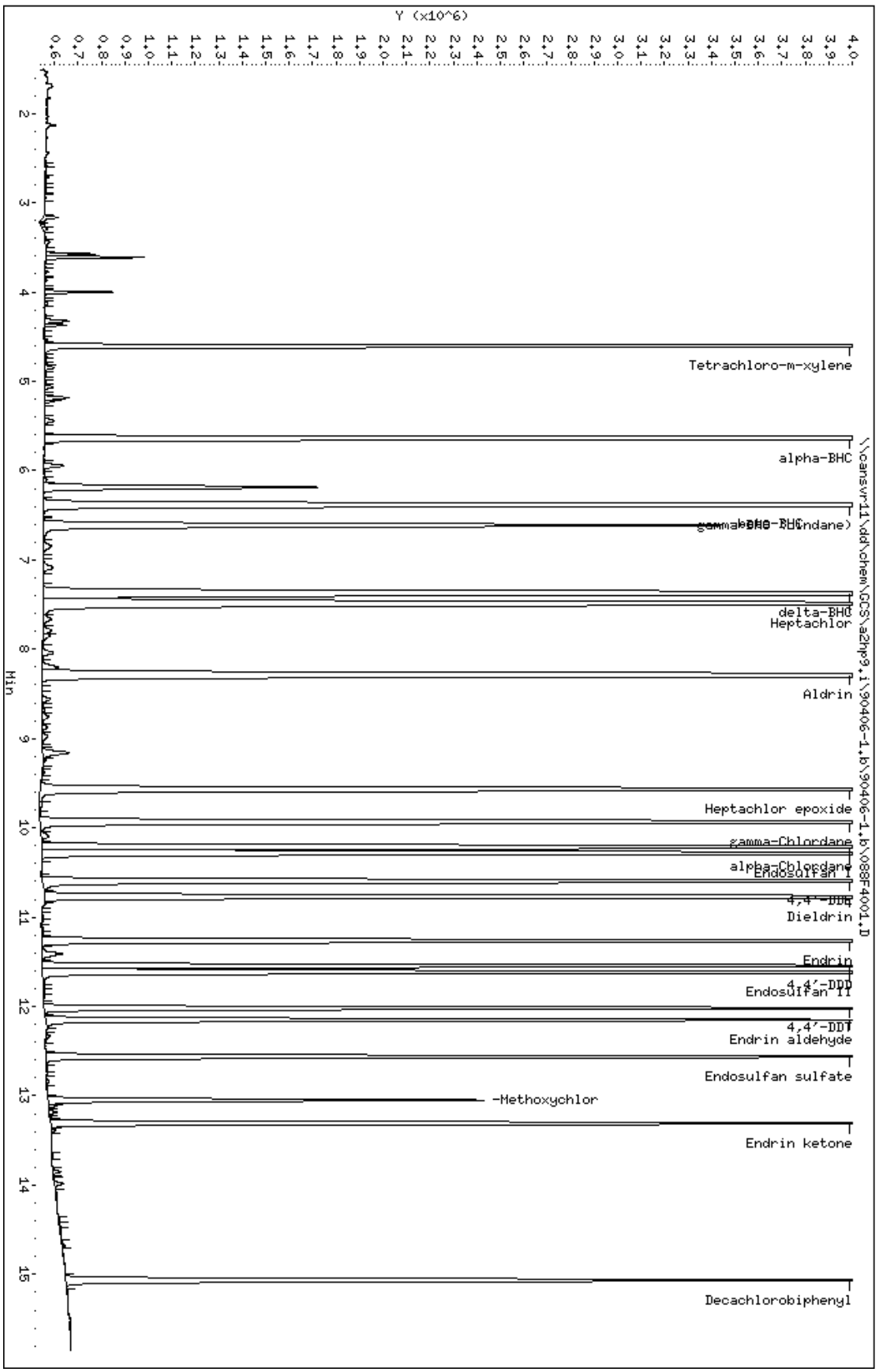
Data File: \\cansvr11\dd\chem\GCS\a2hp9,i\90406-1,b\90406-1,b\088F4001,D
Date : 08-APR-2009 00:49
Client ID:
Sample Info: AB3 G004,,2
Column phase: clp pesticides II
Instrument: a2hp9,i
Operator: 093905
Column diameter: 0.53
Page 1
Y (x10^6)
Min
Tetrachloro-m-xylene
alpha-BHC
gamma-BHC (Lindane)
delta-BHC
Heptachlor
Aldrin
Heptachlor epoxide
gamma-Chlordane
alpha-Chlordane
Endosulfan I
4,4'-DDE
Dieldrin
Endrin
4,4'-DDD
Endosulfan II
4,4'-DDT
Endrin aldehyde
Endosulfan sulfate
-Methoxychlor
Endrin ketone
Decachlorobiphenyl

COMPOUNDS and EXP. RT REPORT

Operator: 093905 Date Acquired: 08-APR-2009 00:49
Data File: \\cansvr11\dd\chem\GCS\a2hp9.i\90406-1.b\90406-1.b\088F4001.D
Lab Sample ID: AB3 G004
Misc. Info: 1-AB.SUB
Instrument: a2hp9.i
Method: \\cansvr11\dd\chem\GCS\a2hp9.i\90406-1.b\PEST9.m\PEST9r.m
Dilution Factor: 1

Compound	RT	Area	Amount	Conc
1) Tetrachloro-m-xylene	4.605	15100832	0.024	0.024
4) alpha-BHC	5.638	21347646	0.026	0.026
5) gamma-BHC (Lindane)	6.383	17965584	0.025	0.025
6) beta-BHC	6.612	7508721	0.026	0.026
7) delta-BHC	7.371	18153544	0.025	0.025
8) Heptachlor	7.487	16134499	0.024	0.024
10) Aldrin	8.287	19394319	0.026	0.026
12) Heptachlor epoxide	9.568	14951631	0.025	0.025
13) gamma-Chlordane	9.934	14943324	0.024	0.024
14) alpha-Chlordane	10.212	14682132	0.025	0.025
15) Endosulfan I	10.283	12393234	0.024	0.024
16) 4,4'-DDE	10.594	14420112	0.025	0.025
17) Dieldrin	10.769	13380706	0.024	0.024
18) Endrin	11.264	11349111	0.024	0.024
21) 4,4'-DDD	11.544	8994913	0.024	0.024
22) Endosulfan II	11.614	10315378	0.023	0.023
24) 4,4'-DDT	12.018	8053736	0.021	0.021
25) Endrin aldehyde	12.149	7267567	0.022	0.022
26) Endosulfan sulfate	12.561	8660395	0.023	0.023
27) Methoxychlor	13.049	3577848	0.022	0.022
29) Endrin ketone	13.307	8799877	0.022	0.022
30) Decachlorobiphenyl	15.064	7885730	0.024	0.024

Data File Name: 088F4001.D
Inj. Date and Time: 08-APR-2009 00:49
Instrument ID: a2hp9.i
Client ID:
Compound Name: alpha-BHC
CAS #: 319-84-6
Report Date: 04/08/2009

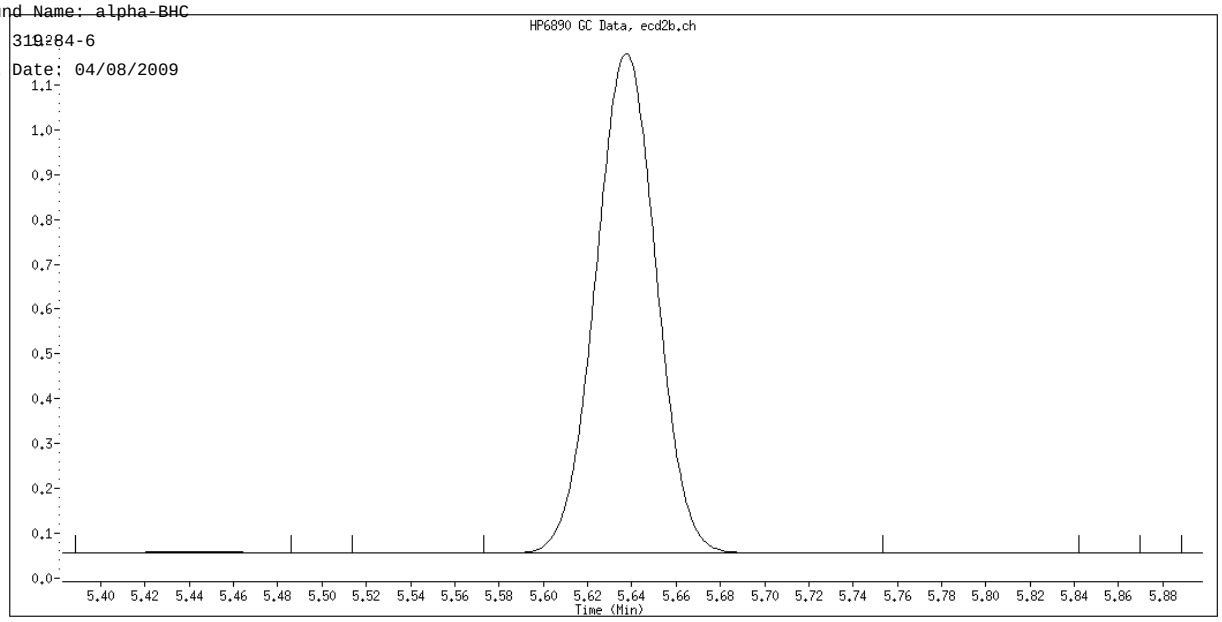

Original Integration

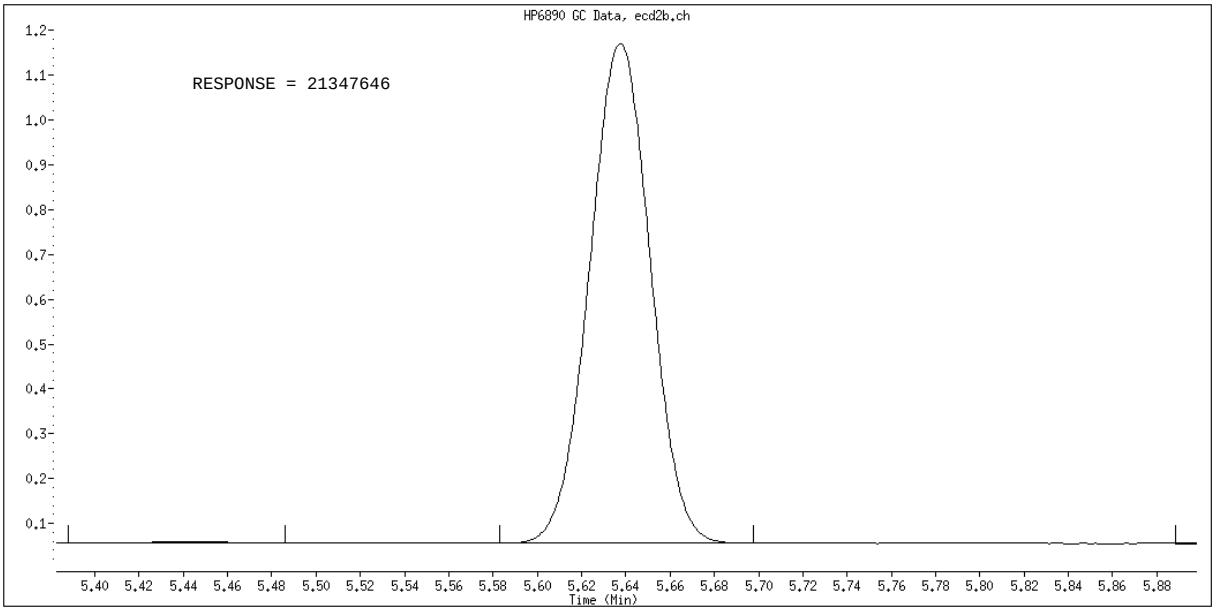

Manual Integration

Manually Integrated By: vandorenc
Manual Integration Reason: Baseline Event

TestAmerica North Canton

CONTINUING CALIBRATION COMPOUNDS

Instrument ID: a2hp9.i Injection Date: 08-APR-2009 03:26
Lab File ID: 095F4701.D Init. Cal. Date(s): 05-APR-2009 06-APR-2009
Analysis Type: Init. Cal. Times: 22:16 20:44
Lab Sample ID: TOX 3 F167 Quant Type: ESTD
Method: \\cansvr11\dd\chem\GCS\a2hp9.i\90406-1.b\PEST9.m\PEST9r.m

COMPOUND	RRF / AMOUNT	RF0.025	CCAL RRF0.025	MIN RRF	%D / %DRIFT	MAX %D / %DRIFT	CURVE TYPE	
23 Toxaphene(1)	9196835	7833235	7833235	0.010	14.82684	15.00000	Averaged	
(2)	4330875	3582150	3582150	0.010	17.28807	15.00000	Averaged	<-
(3)	9540289	7934971	7934971	0.010	16.82673	15.00000	Averaged	<-
(4)	7475302	5827961	5827961	0.010	22.03712	15.00000	Averaged	<-
(5)	3679350	2638882	2638882	0.010	28.27858	15.00000	Averaged	<-

Average %D / Drift Results.
Calculated Average %D/Drift = 19.85147
Maximun Average %D/Drift = 15.00000
* Failed Average %D/Drift Test.

TestAmerica North Canton

PESTICIDES 8081/608

Data file : \\cansvr11\dd\chem\GCS\a2hp9.i\90406-1.b\90406-1.b\095F4701.D
Lab Smp Id: TOX 3 F167
Inj Date : 08-APR-2009 03:26
Operator : 093905 Inst ID: a2hp9.i
Smp Info : TOX 3 F167,,2
Misc Info : 16-TOXAPH.SUB
Comment :
Method : \\cansvr11\dd\chem\GCS\a2hp9.i\90406-1.b\PEST9.m\PEST9r.m
Meth Date : 08-Apr-2009 06:29 vandorenc Quant Type: ESTD
Cal Date : 06-APR-2009 20:44 Cal File: 013F1301.D
Als bottle: 95 Continuing Calibration Sample
Dil Factor: 1.00000
Integrator: Falcon Compound Sublist: 16-TOXAPH.SUB
Target Version: 4.14 Sample Matrix: None

				AMOUNTS			
				CAL-AMT	ON-COL		
RT	EXP RT	DLT RT	RESPONSE	(ng)	(ng)	TARGET RANGE	RATIO
23 Toxaphene					CAS #: 8001-35-2		
11.754	11.754	0.000	7833235	1.00000	0.8517	80.00- 120.00	100.00
11.868	11.868	0.000	3582150	1.00000	0.8271	114.04- 154.04	45.73
12.159	12.159	0.000	7934971	1.00000	0.8317	115.64- 155.64	101.30
12.897	12.897	0.000	5827961	1.00000	0.7796	52.78- 92.78	74.40
13.264	13.264	0.000	2638882	1.00000	0.7172	69.36- 109.36	33.69
		Average of Peak Amounts =			0.80146		

Data File: \\cansvr11\dd\chem\GCS\a2hp9.i\90406-1.b\90406-1.b\095F4701.D

Page 1

Date : 08-APR-2009 03:26

Client ID:

Instrument: a2hp9.i

Sample Info: TOX 3 F167,,2

Operator: 093905

Column phase: clp pesticides II

Column diameter: 0.53

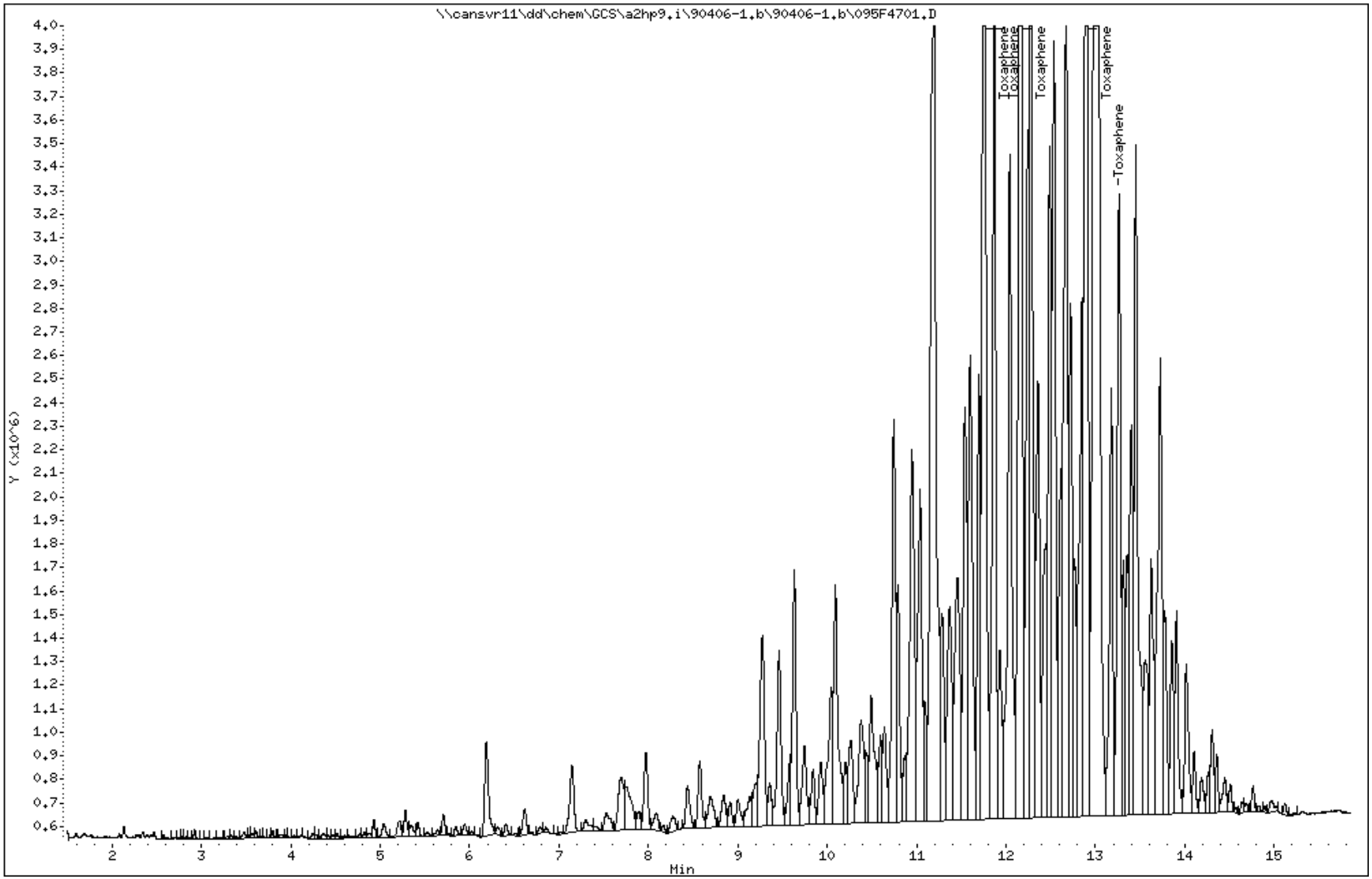

COMPOUNDS and EXP. RT REPORT

Operator: 093905 Date Acquired: 08-APR-2009 03:26
Data File: //cansvr11/dd/chem/GCS/a2hp9.i/90406-1.b/90406-1.b/095F4701.D
Lab Sample ID: TOX 3 F167
Misc. Info: 16-TOXAPH.SUB
Instrument: a2hp9.i
Method: \\cansvr11\dd\chem\GCS\a2hp9.i\90406-1.b\PEST9.m\PEST9r.m
Dilution Factor: 1

Compound	RT	Area	Amount	Conc
23) Toxaphene	11.754	19018750	0.852	0.852

TestAmerica North Canton

CONTINUING CALIBRATION COMPOUNDS

Instrument ID: a2hp9.i Injection Date: 08-APR-2009 03:48
Lab File ID: 096F4801.D Init. Cal. Date(s): 05-APR-2009 06-APR-2009
Analysis Type: Init. Cal. Times: 22:16 20:44
Lab Sample ID: TC3 G025 Quant Type: ESTD
Method: \\cansvr11\dd\chem\GCS\a2hp9.i\90406-1.b\PEST9.m\PEST9r.m

COMPOUND	RRF / AMOUNT	RF0.025	CCAL RRF0.025	MIN RRF	%D / %DRIFT	MAX %D / %DRIFT	CURVE TYPE
9 Tech Chlordane(1)	8682717	9351200	9351200	0.010	-7.69901	15.00000	Averaged
(2)	10313339	10675580	10675580	0.010	-3.51235	15.00000	Averaged
(3)	27934284	31219870	31219870	0.010	-11.76184	15.00000	Averaged
(4)	23605405	25852740	25852740	0.010	-9.52043	15.00000	Averaged

Average %D / Drift Results.
Calculated Average %D/Drift = 8.12341
Maximun Average %D/Drift = 15.00000
* Passed Average %D/Drift Test.

TestAmerica North Canton

PESTICIDES 8081/608

Data file : \\cansvr11\dd\chem\GCS\a2hp9.i\90406-1.b\90406-1.b\096F4801.D
Lab Smp Id: TC3 G025
Inj Date : 08-APR-2009 03:48
Operator : 093905 Inst ID: a2hp9.i
Smp Info : TC3 G025,,2
Misc Info : 15-TECHLOR.SUB
Comment :
Method : \\cansvr11\dd\chem\GCS\a2hp9.i\90406-1.b\PEST9.m\PEST9r.m
Meth Date : 08-Apr-2009 06:29 vandorenc Quant Type: ESTD
Cal Date : 06-APR-2009 20:44 Cal File: 013F1301.D
Als bottle: 96 Continuing Calibration Sample
Dil Factor: 1.00000
Integrator: Falcon Compound Sublist: 15-TECHLOR.SUB
Target Version: 4.14 Sample Matrix: None

				AMOUNTS			
				CAL-AMT	ON-COL		
RT	EXP RT	DLT RT	RESPONSE	(ng)	(ng)	TARGET RANGE	RATIO
9 Tech Chlordane					CAS #: 57-74-9		
7.087	7.087	0.000	935120	0.10000	0.1077	0.00- 20.00	100.00
8.710	8.710	0.000	1067558	0.10000	0.1035	0.00- 20.00	114.16
9.931	9.931	0.000	3121987	0.10000	0.1118	0.00- 20.00	333.86
10.209	10.209	0.000	2585274	0.10000	0.1095	0.00- 20.00	276.46
		Average of Peak Amounts =			0.10813		

Data File: \\cansvr11\dd\chem\GCS\a2hp9.i\90406-1.b\90406-1.b\096F4801.D

Date : 08-APR-2009 03:48

Client ID:

Instrument: a2hp9.i

Sample Info: TC3 G025,,2

Operator: 093905

Column phase: clp pesticides II

Column diameter: 0.53

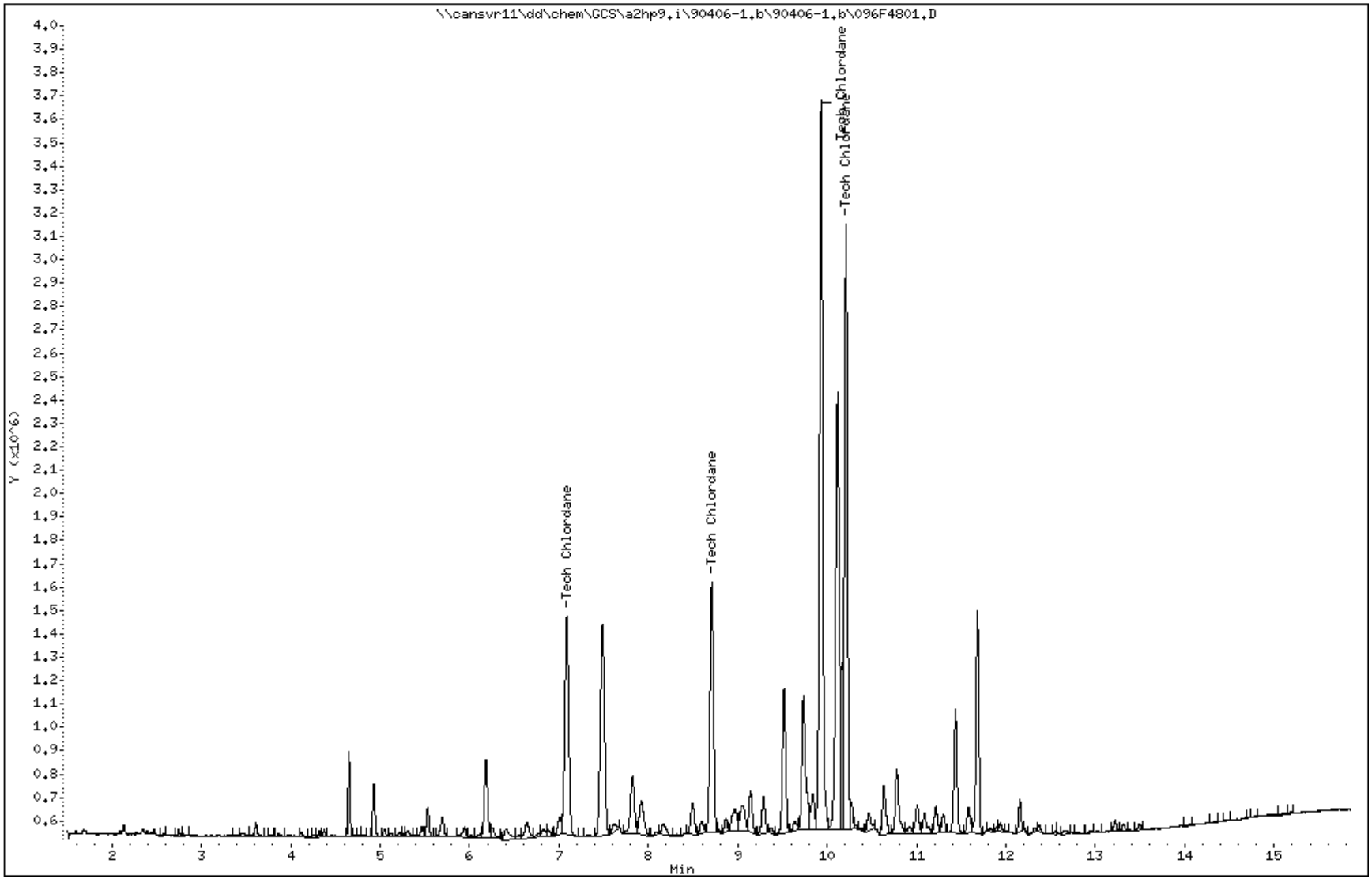

COMPOUNDS and EXP. RT REPORT

Operator: 093905 Date Acquired: 08-APR-2009 03:48
Data File: //cansvr11/dd/chem/GCS/a2hp9.i/90406-1.b/90406-1.b/096F4801.D
Lab Sample ID: TC3 G025
Misc. Info: 15-TECHLOR.SUB
Instrument: a2hp9.i
Method: \\cansvr11\dd\chem\GCS\a2hp9.i\90406-1.b\PEST9.m\PEST9r.m
Dilution Factor: 1

Compound	RT	Area	Amount	Conc
9) Tech Chlordane	7.087	2872941	0.108	0.108

TestAmerica North Canton

CONTINUING CALIBRATION COMPOUNDS

Instrument ID: a2hp9.i Injection Date: 08-APR-2009 04:11
Lab File ID: 097F4901.D Init. Cal. Date(s): 05-APR-2009 06-APR-2009
Analysis Type: Init. Cal. Times: 22:16 20:44
Lab Sample ID: AB3 G004 Quant Type: ESTD
Method: \\cansvr11\dd\chem\GCS\a2hp9.i\90406-1.b\PEST9.m\PEST9r.m

COMPOUND	RRF / AMOUNT	RF0.025	CCAL RRF0.025	MIN RRF	%D / %DRIFT	MAX %D / %DRIFT	CURVE TYPE
$ 1 Tetrachloro-m-xylene	616421515	592449120	592449120	0.000	3.88896	15.00000	Averaged
4 alpha-BHC	831179281	891641080	891641080	0.010	-7.27422	15.00000	Averaged
5 gamma-BHC (Lindane)	727402496	765725720	765725720	0.010	-5.26850	15.00000	Averaged
6 beta-BHC	112970501	121375240	121375240	0.010	-7.43976	15.00000	Averaged
7 delta-BHC	243631115	261437160	261437160	0.010	-7.30861	15.00000	Averaged
8 Heptachlor	210338578	215675920	215675920	0.010	-2.53750	15.00000	Averaged
10 Aldrin	739683760	787897680	787897680	0.010	-6.51818	15.00000	Averaged
12 Heptachlor epoxide	604380302	634803240	634803240	0.010	-5.03374	15.00000	Averaged
13 gamma-Chlordane	613289950	638751960	638751960	0.010	-4.15171	15.00000	Averaged
14 alpha-Chlordane	594557828	622567560	622567560	0.010	-4.71102	15.00000	Averaged
15 Endosulfan I	225246398	237240320	237240320	0.010	-5.32480	15.00000	Averaged
16 4,4'-DDE	574623900	597032080	597032080	0.010	-3.89963	15.00000	Averaged
17 Dieldrin	259786756	270343560	270343560	0.010	-4.06364	15.00000	Averaged
18 Endrin	225938994	238999040	238999040	0.010	-5.78034	15.00000	Averaged
21 4,4'-DDD	380288579	389318360	389318360	0.010	-2.37445	15.00000	Averaged
22 Endosulfan II	213796169	215707280	215707280	0.010	-0.89389	15.00000	Averaged
24 4,4'-DDT	387934821	348293720	348293720	0.010	10.21850	15.00000	Averaged
25 Endrin aldehyde	162285889	158103520	158103520	0.010	2.57716	15.00000	Averaged
26 Endosulfan sulfate	194724658	195000800	195000800	0.010	-0.14181	15.00000	Averaged
27 Methoxychlor	84596978	78749240	78749240	0.010	6.91247	15.00000	Averaged
29 Endrin ketone	214172725	197988840	197988840	0.010	7.55646	15.00000	Averaged
$ 30 Decachlorobiphenyl	141343633	140100600	140100600	0.010	0.87944	15.00000	Averaged

Average %D / Drift Results.

Calculated Average %D/Drift = 4.76158
Maximun Average %D/Drift = 15.00000
* Passed Average %D/Drift Test.

TestAmerica North Canton

PESTICIDES 8081/608

Data file : \\cansvr11\dd\chem\GCS\a2hp9.i\90406-1.b\90406-1.b\097F4901.D
Lab Smp Id: AB3 G004
Inj Date : 08-APR-2009 04:11
Operator : 093905 Inst ID: a2hp9.i
Smp Info : AB3 G004,,2
Misc Info : 1-AB.SUB
Comment :
Method : \\cansvr11\dd\chem\GCS\a2hp9.i\90406-1.b\PEST9.m\PEST9r.m
Meth Date : 08-Apr-2009 06:29 vandorenc Quant Type: ESTD
Cal Date : 06-APR-2009 20:44 Cal File: 013F1301.D
Als bottle: 97 Continuing Calibration Sample
Dil Factor: 1.00000
Integrator: Falcon Compound Sublist: 1-AB.SUB
Target Version: 4.14 Sample Matrix: None

				AMOUNTS			
				CAL-AMT	ON-COL		
RT	EXP RT	DLT RT	RESPONSE	(ng)	(ng)	TARGET RANGE	RATIO
$ 1 Tetrachloro-m-xylene						CAS #: 877-09-8	
4.605	4.605	0.000	14811228	0.02500	0.02403		
4 alpha-BHC						CAS #: 319-84-6	
5.637	5.637	0.000	22291027	0.02500	0.02682		
5 gamma-BHC (Lindane)						CAS #: 58-89-9	
6.382	6.382	0.000	19143143	0.02500	0.02632		
6 beta-BHC						CAS #: 319-85-7	
6.611	6.611	0.000	3034381	0.02500	0.02686		
7 delta-BHC						CAS #: 319-86-8	
7.369	7.369	0.000	6535929	0.02500	0.02683		
8 Heptachlor						CAS #: 76-44-8	
7.487	7.487	0.000	5391898	0.02500	0.02563		
10 Aldrin						CAS #: 309-00-2	
8.286	8.286	0.000	19697442	0.02500	0.02663		
12 Heptachlor epoxide						CAS #: 1024-57-3	
9.567	9.567	0.000	15870081	0.02500	0.02626		
13 gamma-Chlordane						CAS #: 5103-74-2	
9.932	9.932	0.000	15968799	0.02500	0.02604		
14 alpha-Chlordane						CAS #: 5103-71-9	
10.211	10.211	0.000	15564189	0.02500	0.02618		

```
   15 Endosulfan I                               CAS #: 959-98-8
10.281  10.281    0.000         5931008 0.02500  0.02633
-------------------------------------------------------------------------------
```

				AMOUNTS			
				CAL-AMT	ON-COL		
RT	EXP RT	DLT RT	RESPONSE	(ng)	(ng)	TARGET RANGE	RATIO
16 4,4'-DDE					CAS #: 72-55-9		
10.594	10.594	0.000	14925802	0.02500	0.02597		
17 Dieldrin					CAS #: 60-57-1		
10.769	10.769	0.000	6758589	0.02500	0.02602		
18 Endrin					CAS #: 72-20-8		
11.264	11.264	0.000	5974976	0.02500	0.02644		
21 4,4'-DDD					CAS #: 72-54-8		
11.543	11.543	0.000	9732959	0.02500	0.02559		
22 Endosulfan II					CAS #: 33213-65-9		
11.615	11.615	0.000	5392682	0.02500	0.02522		
24 4,4'-DDT					CAS #: 50-29-3		
12.017	12.017	0.000	8707343	0.02500	0.02244		
25 Endrin aldehyde					CAS #: 7421-93-4		
12.151	12.151	0.000	3952588	0.02500	0.02436		
26 Endosulfan sulfate					CAS #: 1031-07-8		
12.561	12.561	0.000	4875020	0.02500	0.02504		
27 Methoxychlor					CAS #: 72-43-5		
13.049	13.049	0.000	1968731	0.02500	0.02327		
29 Endrin ketone					CAS #: 53494-70-5		
13.307	13.307	0.000	4949721	0.02500	0.02311		
$ 30 Decachlorobiphenyl					CAS #: 2051-24-3		
15.065	15.065	0.000	3502515	0.02500	0.02478		

Data File: \\cansvr11\dd\chem\GCS\a2hp9.i\90406-1.b\90406-1.b\097F4901.D

Date : 08-APR-2009 04:11

Client ID:

Instrument: a2hp9.i

Sample Info: AB3 G004,,2

Operator: 093905

Column phase: clp pesticides II

Column diameter: 0.53

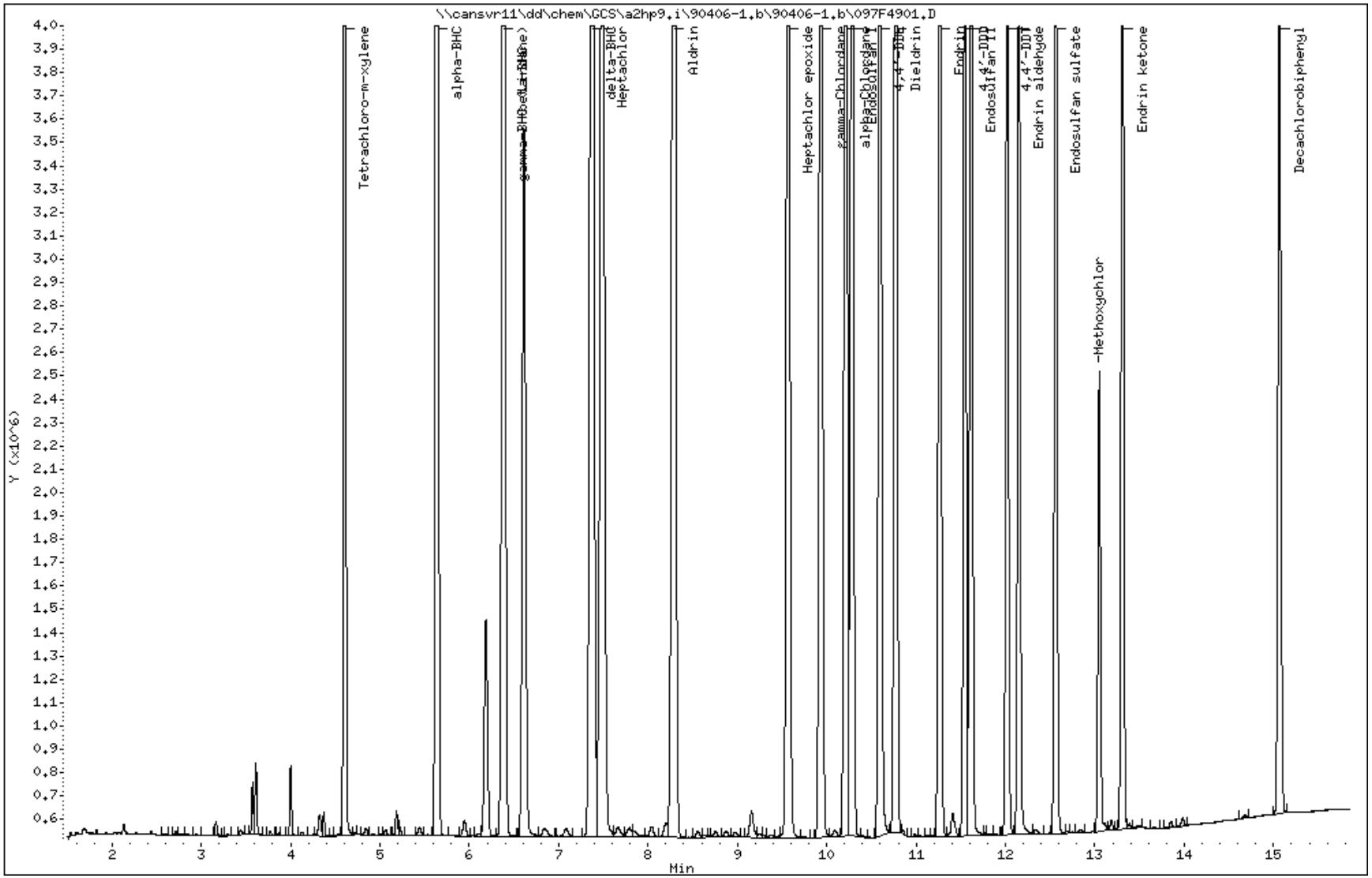

COMPOUNDS and EXP. RT REPORT

Operator: 093905 Date Acquired: 08-APR-2009 04:11
Data File: //cansvr11/dd/chem/GCS/a2hp9.i/90406-1.b/90406-1.b/097F4901.D
Lab Sample ID: AB3 G004
Misc. Info: 1-AB.SUB
Instrument: a2hp9.i
Method: \\cansvr11\dd\chem\GCS\a2hp9.i\90406-1.b\PEST9.m\PEST9r.m
Dilution Factor: 1

Compound	RT	Area	Amount	Conc
1) Tetrachloro-m-xylene	4.605	14811228	0.024	0.024
4) alpha-BHC	5.638	22291027	0.027	0.027
5) gamma-BHC (Lindane)	6.383	19143143	0.026	0.026
6) beta-BHC	6.612	7922904	0.027	0.027
7) delta-BHC	7.369	19443966	0.027	0.027
8) Heptachlor	7.488	17165621	0.026	0.026
10) Aldrin	8.287	19697442	0.027	0.027
12) Heptachlor epoxide	9.568	15870081	0.026	0.026
13) gamma-Chlordane	9.933	15968799	0.026	0.026
14) alpha-Chlordane	10.212	15564189	0.026	0.026
15) Endosulfan I	10.282	13464550	0.026	0.026
16) 4,4'-DDE	10.594	14925802	0.026	0.026
17) Dieldrin	10.769	14573209	0.026	0.026
18) Endrin	11.264	12463286	0.026	0.026
21) 4,4'-DDD	11.544	9732959	0.026	0.026
22) Endosulfan II	11.615	11452617	0.025	0.025
24) 4,4'-DDT	12.018	8707343	0.022	0.022
25) Endrin aldehyde	12.151	8067129	0.024	0.024
26) Endosulfan sulfate	12.562	9555755	0.025	0.025
27) Methoxychlor	13.049	3847035	0.023	0.023
29) Endrin ketone	13.308	9506355	0.023	0.023
30) Decachlorobiphenyl	15.065	8023018	0.025	0.025

TestAmerica North Canton

RECOVERY REPORT

Client Name: Client SDG: SDGa00713
Sample Matrix: LIQUID Fraction: Pesticides
Lab Smp Id: MRL
Level: LOW Operator: 093905
Data Type: GC MULTI COMP SampleType: MRL
SpikeList File: MRL.spk Quant Type: ESTD
Sublist File: mrl.sub
Method File: \\cansvr11\dd\chem\GCS\a2hp9.i\90406-1.b\PEST9.m\PEST9r.m
Misc Info:

SPIKE COMPOUND	AMOUNT ADDED ng	AMOUNT RECOVERED ng	% RECOVERED	LIMITS
4 alpha-BHC	0.005000	0.004902	98.04	70-130
5 gamma-BHC (Lindane	0.005000	0.005091	101.82	70-130
6 beta-BHC	0.005000	0.005800	116.00	70-130
7 delta-BHC	0.005000	0.004923	98.47	70-130
8 Heptachlor	0.005000	0.005035	100.70	70-130
10 Aldrin	0.005000	0.005242	104.84	70-130
12 Heptachlor epoxide	0.005000	0.005472	109.45	70-130
13 gamma-Chlordane	0.005000	0.005363	107.26	70-130
14 alpha-Chlordane	0.005000	0.005421	108.43	70-130
15 Endosulfan I	0.005000	0.005411	108.22	70-130
16 4,4'-DDE	0.005000	0.005172	103.44	70-130
17 Dieldrin	0.005000	0.005165	103.31	70-130
18 Endrin	0.005000	0.005370	107.40	70-130
21 4,4'-DDD	0.005000	0.005171	103.42	70-130
22 Endosulfan II	0.005000	0.005255	105.10	70-130
24 4,4'-DDT	0.005000	0.004381	87.61	70-130
25 Endrin aldehyde	0.005000	0.004974	99.48	70-130
26 Endosulfan sulfate	0.005000	0.005196	103.93	70-130
27 Methoxychlor	0.005000	0.004926	98.53	70-130
29 Endrin ketone	0.005000	0.004765	95.29	70-130

TestAmerica North Canton

PESTICIDES 8081/608

Data file : \\cansvr11\dd\chem\GCS\a2hp9.i\90406-1.b\90406-1.b\098F5001.D
Lab Smp Id: MRL
Inj Date : 08-APR-2009 04:33
Operator : 093905 Inst ID: a2hp9.i
Smp Info : MRL
Misc Info :
Comment :
Method : \\cansvr11\dd\chem\GCS\a2hp9.i\90406-1.b\PEST9.m\PEST9r.m
Meth Date : 08-Apr-2009 06:29 vandorenc Quant Type: ESTD
Cal Date : 06-APR-2009 20:44 Cal File: 013F1301.D
Als bottle: 98 QC Sample: METHSPIKE
Dil Factor: 1.00000
Integrator: Falcon Compound Sublist: mrl.sub
Target Version: 4.14 Sample Matrix: WATER

Concentration Formula: Amt * DF * Vt/Vo/Vi * CpndVariable

Name	Value	Description
DF	1.000	Dilution Factor
Vt	1.000	Volume of final extract (uL)
Vo	1.000	Volume of sample extracted (mL)
Vi	1.000	Volume injected
Cpnd Variable		Local Compound Variable

				CONCENTRATIONS ON-COL	FINAL		
RT	EXP RT	DLT RT	RESPONSE	(ng)	(ug/L)	TARGET RANGE	RATIO
4 alpha-BHC						CAS #: 319-84-6	
5.636	5.637	-0.001	4074618	0.00490	0.004902		
55 DDD/Endosulfan II						CAS #: 72-54-8/332-65-	

Peaks not detected for Quant. or Qual. signal(s).

5 gamma-BHC (Lindane)						CAS #: 58-89-9	
6.382	6.382	0.000	3703279	0.00509	0.005091		
6 beta-BHC						CAS #: 319-85-7	
6.612	6.611	0.001	655233	0.00580	0.005800		
7 delta-BHC						CAS #: 319-86-8	
7.371	7.369	0.002	1199476	0.00492	0.004923		
8 Heptachlor						CAS #: 76-44-8	

```
7.489    7.487    0.002         1059098 0.00504  0.005035
--------------------------------------------------------------------------------
   10 Aldrin                                      CAS #: 309-00-2
8.286    8.286    0.000         3877295 0.00524  0.005242
--------------------------------------------------------------------------------
```

RT	EXP RT	DLT RT	RESPONSE	CONCENTRATIONS ON-COL (ng)	CONCENTRATIONS FINAL (ug/L)	TARGET RANGE	RATIO
12 Heptachlor epoxide					CAS #: 1024-57-3		
9.568	9.567	0.001	3307395	0.00547	0.005472		
13 gamma-Chlordane					CAS #: 5103-74-2		
9.933	9.932	0.001	3289210	0.00536	0.005363		
14 alpha-Chlordane					CAS #: 5103-71-9		
10.211	10.211	0.000	3223274	0.00542	0.005421		
15 Endosulfan I					CAS #: 959-98-8		
10.283	10.281	0.002	1218781	0.00541	0.005411		
16 4,4'-DDE					CAS #: 72-55-9		
10.595	10.594	0.001	2971977	0.00517	0.005172		
17 Dieldrin					CAS #: 60-57-1		
10.770	10.769	0.001	1341903	0.00517	0.005165		
18 Endrin					CAS #: 72-20-8		
11.264	11.264	0.000	1213269	0.00537	0.005370		
21 4,4'-DDD					CAS #: 72-54-8		
11.545	11.543	0.002	1966530	0.00517	0.005171		
22 Endosulfan II					CAS #: 33213-65-9		
11.615	11.615	0.000	1123531	0.00526	0.005255		
24 4,4'-DDT					CAS #: 50-29-3		
12.018	12.017	0.001	1699423	0.00438	0.004381		
25 Endrin aldehyde					CAS #: 7421-93-4		
12.151	12.151	0.000	807227	0.00497	0.004974		
26 Endosulfan sulfate					CAS #: 1031-07-8		
12.562	12.561	0.001	1011853	0.00520	0.005196		
27 Methoxychlor					CAS #: 72-43-5		
13.049	13.049	0.000	416775	0.00493	0.004926		
29 Endrin ketone					CAS #: 53494-70-5		
13.307	13.307	0.000	1020473	0.00476	0.004765		

Data File: \\CANSVR11\DD\chem\GCS\a2hp9.i\90406-1.b\90406-1.b\098F5001.D

Date : 08-APR-2009 04:33

Client ID:

Instrument: a2hp9.i

Sample Info: MRL

Volume Injected (uL): 1.0

Operator: 093905

Column phase: clp pesticides II

Column diameter: 0.53

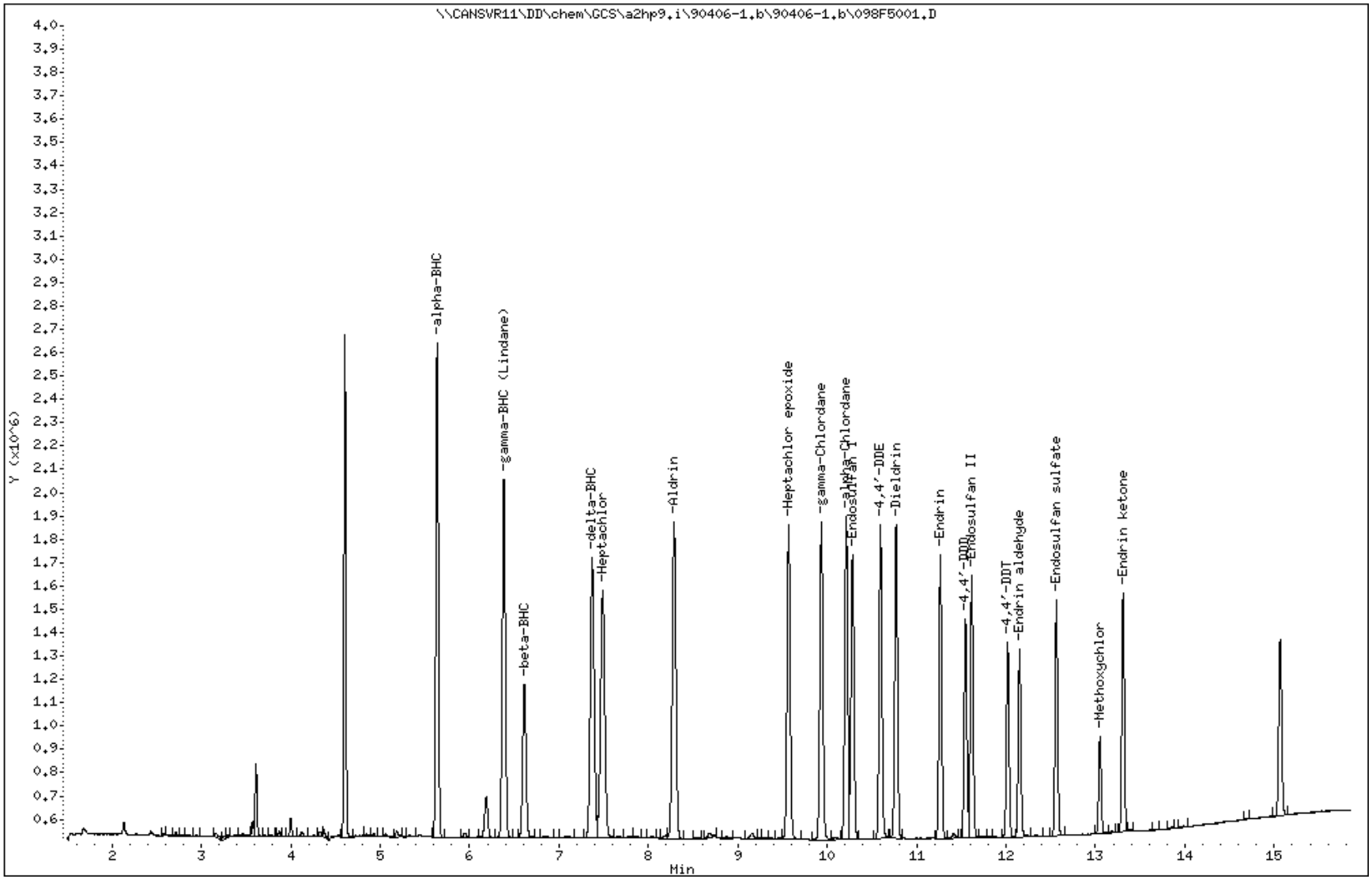

COMPOUNDS and EXP. RT REPORT

Operator: 093905 Date Acquired: 08-APR-2009 04:33
Data File: //cansvr11/dd/chem/GCS/a2hp9.i/90406-1.b/90406-1.b/098F5001.D
Lab Sample ID: MRL
Misc. Info:
Instrument: a2hp9.i
Method: \\cansvr11\dd\chem\GCS\a2hp9.i\90406-1.b\PEST9.m\PEST9r.m
Dilution Factor: 1

Compound	RT	Area	Amount	Conc
4) alpha-BHC	5.637	4074618	0.005	0.005 ug/L
5) gamma-BHC (Lindane)	6.383	3703279	0.005	0.005 ug/L
6) beta-BHC	6.613	1736331	0.006	0.006 ug/L
7) delta-BHC	7.372	3629620	0.005	0.005 ug/L
8) Heptachlor	7.489	3492898	0.005	0.005 ug/L
10) Aldrin	8.287	3877295	0.005	0.005 ug/L
12) Heptachlor epoxide	9.569	3307395	0.005	0.005 ug/L
13) gamma-Chlordane	9.934	3289210	0.005	0.005 ug/L
14) alpha-Chlordane	10.212	3223274	0.005	0.005 ug/L
15) Endosulfan I	10.284	2834130	0.005	0.005 ug/L
16) 4,4'-DDE	10.595	2971977	0.005	0.005 ug/L
17) Dieldrin	10.770	2943315	0.005	0.005 ug/L
55) DDD/Endosulfan II	NOT DETECTED	Expected RT = 10.896		
18) Endrin	11.264	2566072	0.005	0.005 ug/L
21) 4,4'-DDD	11.545	1966530	0.005	0.005 ug/L
22) Endosulfan II	11.615	2422653	0.005	0.005 ug/L
24) 4,4'-DDT	12.019	1699423	0.004	0.004 ug/L
25) Endrin aldehyde	12.151	1713624	0.005	0.005 ug/L
26) Endosulfan sulfate	12.563	2046260	0.005	0.005 ug/L
27) Methoxychlor	13.049	826590	0.005	0.005 ug/L
29) Endrin ketone	13.308	2007466	0.005	0.005 ug/L

FORM 8
PESTICIDES ANALYTICAL SEQUENCE

Lab Name: NORTH CANTON Contract:

Lab Code: TALCAN Case No.: SAS No.: SDG No.: A9C310174

GC Column: CLP PESTICIDES I ID: 0.53 (mm) Init. Calib. Date(s): 04/05/09 04/14/09

Instrument ID: A2HP9

THE ANALYTICAL SEQUENCE OF PERFORMANCE EVALUATION MIXTURES, BLANKS, SAMPLES, AND STANDARDS IS GIVEN BELOW:

	MEAN SURROGATE RT FROM INITIAL CALIBRATION					
	CLIENT SAMPLE NO.	LAB SAMPLE ID	DATE ANALYZED	TIME ANALYZED	RT #	RT #
01		PEM G087	04/15/09	1115		
02		TOX3 G098	04/15/09	1200		
03		TC3 G025	04/15/09	1222		
04		MRL	04/15/09	1307		
05		AB3 G004	04/15/09	1628		
06	SCFWW-001-00	K9C692AD	04/15/09	1651		
07	SCFWW-002-00	K9C7F2AD	04/15/09	1713		
08	SCFWW-003-00	K9C7J2AD	04/15/09	1735		
09	K9XJ7BLK	K9XJ71AA	04/15/09	1758		
10	K9XJ7CHK	K9XJ71AC	04/15/09	1820		
11	K9XJ7CKDUP	K9XJ71AD	04/15/09	1843		
12		PEM G087	04/15/09	1905		
13		AB3 G004	04/15/09	1927		
14		MRL	04/15/09	1950		
15	SCFQC-001-00	K9C7R1AE	04/15/09	2012		
16	SCFMW-002-00	K9C7W1AQ	04/15/09	2034		
17	SCFMW-002-00	K9C7W1CW	04/15/09	2057		
18	SCFMW-002-00	K9C7W1CX	04/15/09	2119		
19	SCFMW-003-00	K9C711AQ	04/15/09	2141		
20	SCFMW-004-00	K9C721AQ	04/15/09	2204		
21		AB3 G004	04/15/09	2311		
22	SCFMW-004-00	K9C731A3	04/15/09	2333		
23	SCFMW-005-00	K9C761A3	04/15/09	2355		
24	SCFMW-006-00	K9C771A3	04/16/09	0018		
25	K9D29BLK	K9D291AA	04/16/09	0125		
26	K9D29CHK	K9D291AC	04/16/09	0147		
27		TOX3 G098	04/16/09	0209		
28		TC3 G025	04/16/09	0232		
29		PEM G087	04/16/09	0254		
30		AB3 G004	04/16/09	0316		
31		MRL	04/16/09	0339		
32						

QC LIMITS

Column used to flag retention time values with an asterisk.
* Values outside of QC limits.

Report Date: 16-Apr-2009 13:21

Calibration History

Method : \\CANSVR11\DD\chem\GCS\a2hp9.i\90415-1.b\PEST9.m
Start Cal Date: 05-APR-2009 22:16
End Cal Date : 14-APR-2009 16:00
Last Cal Level: 6
Last Cal Type : Continuing Calibration

Initial Calibration

Injection Date	Sublist	Calibration File
Cal Level: 1 , Cal Amount: 0.00500		
06-APR-2009 18:53	2-APPIX	\\cansvr11\dd\chem\GCS\a2hp9.i\90406-1.b\008F0801.D
06-APR-2009 17:01	21-CHDIAL	\\cansvr11\dd\chem\GCS\a2hp9.i\90406-1.b\003F0301.D
14-APR-2009 14:08	1-AB	\\cansvr11\dd\chem\GCS\a2hp9.i\90414IC-1.b\013F1301.D
14-APR-2009 12:16	15-TECHLOR	\\cansvr11\dd\chem\GCS\a2hp9.i\90414IC-1.b\008F0801.D
14-APR-2009 10:24	16-TOXAPH	\\cansvr11\dd\chem\GCS\a2hp9.i\90414IC-1.b\003F0301.D

Injection Date	Sublist	Calibration File
Cal Level: 2 , Cal Amount: 0.01000		
06-APR-2009 19:15	2-APPIX	\\cansvr11\dd\chem\GCS\a2hp9.i\90406-1.b\009F0901.D
06-APR-2009 17:23	21-CHDIAL	\\cansvr11\dd\chem\GCS\a2hp9.i\90406-1.b\004F0401.D
14-APR-2009 14:30	1-AB	\\cansvr11\dd\chem\GCS\a2hp9.i\90414IC-1.b\014F1401.D
14-APR-2009 12:38	15-TECHLOR	\\cansvr11\dd\chem\GCS\a2hp9.i\90414IC-1.b\009F0901.D
14-APR-2009 10:46	16-TOXAPH	\\cansvr11\dd\chem\GCS\a2hp9.i\90414IC-1.b\004F0401.D

Injection Date	Sublist	Calibration File
Cal Level: 3 , Cal Amount: 0.02500		
06-APR-2009 19:37	2-APPIX	\\cansvr11\dd\chem\GCS\a2hp9.i\90406-1.b\010F1001.D
06-APR-2009 17:45	21-CHDIAL	\\cansvr11\dd\chem\GCS\a2hp9.i\90406-1.b\005F0501.D
14-APR-2009 14:53	1-AB	\\cansvr11\dd\chem\GCS\a2hp9.i\90414IC-1.b\015F1501.D
14-APR-2009 13:01	15-TECHLOR	\\cansvr11\dd\chem\GCS\a2hp9.i\90414IC-1.b\010F1001.D
14-APR-2009 11:09	16-toxaph	\\cansvr11\dd\chem\GCS\a2hp9.i\90414IC-1.b\005F0501.D

Injection Date	Sublist	Calibration File
Cal Level: 4 , Cal Amount: 0.05000		
06-APR-2009 20:00	2-APPIX	\\cansvr11\dd\chem\GCS\a2hp9.i\90406-1.b\011F1101.D
06-APR-2009 18:08	21-CHDIAL	

\\cansvr11\dd\chem\GCS\a2hp9.i\90406-1.b\006F0601.D		
14-APR-2009 15:15	1-AB	
\\cansvr11\dd\chem\GCS\a2hp9.i\90414IC-1.b\016F1601.D		
14-APR-2009 13:23	15-TECHLOR	
\\cansvr11\dd\chem\GCS\a2hp9.i\90414IC-1.b\011F1101.D		
14-APR-2009 11:31	16-TOXAPH	
\\cansvr11\dd\chem\GCS\a2hp9.i\90414IC-1.b\006F0601.D		

Cal Level: 5 , Cal Amount: 0.10000		
06-APR-2009 20:22	2-APPIX	
\\cansvr11\dd\chem\GCS\a2hp9.i\90406-1.b\012F1201.D		
06-APR-2009 18:30	21-CHDIAL	
\\cansvr11\dd\chem\GCS\a2hp9.i\90406-1.b\007F0701.D		
14-APR-2009 15:37	1-AB	
\\cansvr11\dd\chem\GCS\a2hp9.i\90414IC-1.b\017F1701.D		
14-APR-2009 13:46	15-TECHLOR	
\\cansvr11\dd\chem\GCS\a2hp9.i\90414IC-1.b\012F1201.D		
14-APR-2009 11:54	16-TOXAPH	
\\cansvr11\dd\chem\GCS\a2hp9.i\90414IC-1.b\007F0701.D		

Cal Level: 6 , Cal Amount: 0.20000		
06-APR-2009 20:44	2-APPIX	
\\cansvr11\dd\chem\GCS\a2hp9.i\90406-1.b\013F1301.D		
14-APR-2009 16:00	1-AB	
\\cansvr11\dd\chem\GCS\a2hp9.i\90414IC-1.b\018F1801.D		

Continuing Calibration
Ccal Level Mode: GLOBAL LEVEL 3

16-APR-2009 08:51	1-AB	
\\cansvr11\dd\chem\GCS\a2hp9.i\90415-1.b\057F5701.D		
16-APR-2009 02:32	15-TECHLOR	
\\cansvr11\dd\chem\GCS\a2hp9.i\90415-1.b\041F4101.D		
16-APR-2009 02:09	16-TOXAPH	
\\cansvr11\dd\chem\GCS\a2hp9.i\90415-1.b\040F4001.D		
16-APR-2009 03:16	1-AB	
\\cansvr11\dd\chem\GCS\a2hp9.i\90415-1.b\043F4301.D		
15-APR-2009 23:11	1-AB	
\\cansvr11\dd\chem\GCS\a2hp9.i\90415-1.b\033F3301.D		
15-APR-2009 19:27	1-ab	
\\cansvr11\dd\chem\GCS\a2hp9.i\90415-1.b\024F2401.D		
15-APR-2009 16:28	1-AB	
\\cansvr11\dd\chem\GCS\a2hp9.i\90415-1.b\016F1601.D		
15-APR-2009 12:00	16-TOXAPH	
\\cansvr11\dd\chem\GCS\a2hp9.i\90415-1.b\004F0401.D		
15-APR-2009 12:45	1-AB	
\\cansvr11\dd\chem\GCS\a2hp9.i\90415-1.b\006F0601.D		
15-APR-2009 12:22	15-techlor	
\\cansvr11\dd\chem\GCS\a2hp9.i\90415-1.b\005F0501.D		
15-APR-2009 11:38	1-ab	
\\cansvr11\dd\chem\GCS\a2hp9.i\90415-1.b\003F0301.D		
14-APR-2009 14:53	1-AB	
\\cansvr11\dd\chem\GCS\a2hp9.i\90414IC-1.b\015F1501.D		
14-APR-2009 16:17	1-ab	
\\cansvr11\dd\chem\GCS\a2hp9.i\90414IC-1.b\019F1901.D		
14-APR-2009 13:01	15-TECHLOR	
\\cansvr11\dd\chem\GCS\a2hp9.i\90414IC-1.b\010F1001.D		
14-APR-2009 11:09	16-toxaph	

Report Date: 16-Apr-2009 13:21

Calibration History

Method : \\CANSVR11\DD\chem\GCS\a2hp9.i\90415-1.b\PEST9.m\PEST9r.m
Start Cal Date: 05-APR-2009 22:16
End Cal Date : 14-APR-2009 16:00
Last Cal Level: 2
Last Cal Type : Continuing Calibration

Initial Calibration

Injection Date	Sublist	Calibration File
Cal Level: 1 , Cal Amount: 0.00500		
06-APR-2009 18:53	2-APPIX	\\cansvr11\dd\chem\GCS\a2hp9.i\90406-1.b\90406-1.b\008F0801.D
06-APR-2009 17:01	21-CHDIAL	\\cansvr11\dd\chem\GCS\a2hp9.i\90406-1.b\90406-1.b\003F0301.D
14-APR-2009 14:08	1-AB	\\cansvr11\dd\chem\GCS\a2hp9.i\90414IC-1.b\90414IC-1.b\013F1301.D
14-APR-2009 12:16	15-TECHLOR	\\cansvr11\dd\chem\GCS\a2hp9.i\90414IC-1.b\90414IC-1.b\008F0801.D
14-APR-2009 10:24	16-TOXAPH	\\cansvr11\dd\chem\GCS\a2hp9.i\90414IC-1.b\90414IC-1.b\003F0301.D

Injection Date	Sublist	Calibration File
Cal Level: 2 , Cal Amount: 0.01000		
06-APR-2009 19:15	2-APPIX	\\cansvr11\dd\chem\GCS\a2hp9.i\90406-1.b\90406-1.b\009F0901.D
06-APR-2009 17:23	21-CHDIAL	\\cansvr11\dd\chem\GCS\a2hp9.i\90406-1.b\90406-1.b\004F0401.D
14-APR-2009 14:30	1-AB	\\cansvr11\dd\chem\GCS\a2hp9.i\90414IC-1.b\90414IC-1.b\014F1401.D
14-APR-2009 12:38	15-TECHLOR	\\cansvr11\dd\chem\GCS\a2hp9.i\90414IC-1.b\90414IC-1.b\009F0901.D
14-APR-2009 10:46	16-TOXAPH	\\cansvr11\dd\chem\GCS\a2hp9.i\90414IC-1.b\90414IC-1.b\004F0401.D

Injection Date	Sublist	Calibration File
Cal Level: 3 , Cal Amount: 0.02500		
06-APR-2009 19:37	2-APPIX	\\cansvr11\dd\chem\GCS\a2hp9.i\90406-1.b\90406-1.b\010F1001.D
06-APR-2009 17:45	21-CHDIAL	\\cansvr11\dd\chem\GCS\a2hp9.i\90406-1.b\90406-1.b\005F0501.D
14-APR-2009 14:53	1-AB	\\cansvr11\dd\chem\GCS\a2hp9.i\90414IC-1.b\90414IC-1.b\015F1501.D
14-APR-2009 13:01	15-TECHLOR	\\cansvr11\dd\chem\GCS\a2hp9.i\90414IC-1.b\90414IC-1.b\010F1001.D
14-APR-2009 11:09	16-toxaph	\\cansvr11\dd\chem\GCS\a2hp9.i\90414IC-1.b\90414IC-1.b\005F0501.D

Injection Date	Sublist	Calibration File
Cal Level: 4 , Cal Amount: 0.05000		
06-APR-2009 20:00	2-APPIX	\\cansvr11\dd\chem\GCS\a2hp9.i\90406-1.b\90406-1.b\011F1101.D
06-APR-2009 18:08	21-CHDIAL	

\\cansvr11\dd\chem\GCS\a2hp9.i\90406-1.b\90406-1.b\006F0601.D		
14-APR-2009 15:15	1-AB	
\\cansvr11\dd\chem\GCS\a2hp9.i\90414IC-1.b\90414IC-1.b\016F1601.D		
14-APR-2009 13:23	15-TECHLOR	
\\cansvr11\dd\chem\GCS\a2hp9.i\90414IC-1.b\90414IC-1.b\011F1101.D		
14-APR-2009 11:31	16-TOXAPH	
\\cansvr11\dd\chem\GCS\a2hp9.i\90414IC-1.b\90414IC-1.b\006F0601.D		

Cal Level: 5 , Cal Amount: 0.10000		
06-APR-2009 20:22	2-APPIX	
\\cansvr11\dd\chem\GCS\a2hp9.i\90406-1.b\90406-1.b\012F1201.D		
06-APR-2009 18:30	21-CHDIAL	
\\cansvr11\dd\chem\GCS\a2hp9.i\90406-1.b\90406-1.b\007F0701.D		
14-APR-2009 15:37	1-AB	
\\cansvr11\dd\chem\GCS\a2hp9.i\90414IC-1.b\90414IC-1.b\017F1701.D		
14-APR-2009 13:46	15-TECHLOR	
\\cansvr11\dd\chem\GCS\a2hp9.i\90414IC-1.b\90414IC-1.b\012F1201.D		
14-APR-2009 11:54	16-TOXAPH	
\\cansvr11\dd\chem\GCS\a2hp9.i\90414IC-1.b\90414IC-1.b\007F0701.D		

Cal Level: 6 , Cal Amount: 0.20000		
06-APR-2009 20:44	2-APPIX	
\\cansvr11\dd\chem\GCS\a2hp9.i\90406-1.b\90406-1.b\013F1301.D		
14-APR-2009 16:00	1-AB	
\\cansvr11\dd\chem\GCS\a2hp9.i\90414IC-1.b\90414IC-1.b\018F1801.D		

Continuing Calibration
Ccal Level Mode: GLOBAL LEVEL 3

16-APR-2009 08:51	1-AB	
\\cansvr11\dd\chem\GCS\a2hp9.i\90415-1.b\90415-1.b\057F5701.D		
16-APR-2009 02:09	16-TOXAPH	
\\cansvr11\dd\chem\GCS\a2hp9.i\90415-1.b\90415-1.b\040F4001.D		
16-APR-2009 03:16	1-AB	
\\cansvr11\dd\chem\GCS\a2hp9.i\90415-1.b\90415-1.b\043F4301.D		
16-APR-2009 02:32	15-TECHLOR	
\\cansvr11\dd\chem\GCS\a2hp9.i\90415-1.b\90415-1.b\041F4101.D		
15-APR-2009 23:11	1-AB	
\\cansvr11\dd\chem\GCS\a2hp9.i\90415-1.b\90415-1.b\033F3301.D		
15-APR-2009 19:27	1-ab	
\\cansvr11\dd\chem\GCS\a2hp9.i\90415-1.b\90415-1.b\024F2401.D		
15-APR-2009 16:28	1-AB	
\\cansvr11\dd\chem\GCS\a2hp9.i\90415-1.b\90415-1.b\016F1601.D		
15-APR-2009 12:00	16-TOXAPH	
\\cansvr11\dd\chem\GCS\a2hp9.i\90415-1.b\90415-1.b\004F0401.D		
15-APR-2009 12:22	15-techlor	
\\cansvr11\dd\chem\GCS\a2hp9.i\90415-1.b\90415-1.b\005F0501.D		
15-APR-2009 12:45	1-AB	
\\cansvr11\dd\chem\GCS\a2hp9.i\90415-1.b\90415-1.b\006F0601.D		
16-APR-2009 03:16	1-AB	
\\cansvr11\dd\chem\GCS\a2hp9.i\90415-1.b\90415-1.b\043F4301.D		
16-APR-2009 02:32	15-TECHLOR	
\\cansvr11\dd\chem\GCS\a2hp9.i\90415-1.b\90415-1.b\041F4101.D		
16-APR-2009 02:09	16-TOXAPH	
\\cansvr11\dd\chem\GCS\a2hp9.i\90415-1.b\90415-1.b\040F4001.D		
15-APR-2009 23:11	1-AB	
\\cansvr11\dd\chem\GCS\a2hp9.i\90415-1.b\90415-1.b\033F3301.D		
15-APR-2009 19:27	19-pestap9	

Data File: \\cansvr11\dd\chem\GCS\a2hp9.i\90415-1.b/002F0201.D
Report Date: 04/15/2009

EVALB Degradation Report

Instrument ID: a2hp9.i Injection Date: 15-APR-2009 11:15
Lab File ID: 002F0201.D Lab Sample ID: PEM G087
Analysis Type: NONE Method File: \\cansvr11\dd\chem\GCS\a2hp9.i\90415-1.b\PEST

4,4'-DDT Degradation

RT	Area	Compound
10.210	33179782	4,4'-DDT
8.5428	509117	4,4'-DDE
9.7220	2976849	4,4'-DDD

Percent Degradation of 4,4'-DDT: 9.51

Endrin Degradation

RT	Area	Compound
9.4061	22145273	Endrin
10.579	1037734	Endrin aldehyde
11.673	1379363	Endrin ketone

Percent Degradation of Endrin: 9.84

TestAmerica North Canton

PESTICIDES 8081/608

Data file : \\cansvr11\dd\chem\GCS\a2hp9.i\90415-1.b\002F0201.D
Lab Smp Id: PEM G087
Inj Date : 15-APR-2009 11:15
Operator : 093905 Inst ID: a2hp9.i
Smp Info : PEM G087
Misc Info : 12-PEM.SUB
Comment :
Method : \\cansvr11\dd\chem\GCS\a2hp9.i\90415-1.b\PEST9.m
Meth Date : 15-Apr-2009 13:01 vandorenc Quant Type: ESTD
Cal Date : 06-APR-2009 20:44 Cal File: 013F1301.D
Als bottle: 2 QC Sample: PEM
Dil Factor: 1.00000
Integrator: Falcon Compound Sublist: 12-PEM.SUB
Target Version: 4.14 Sample Matrix: None
Processing Host: CANPGCSV23

				CONCENTRATIONS ON-COL	FINAL		
RT	EXP RT	DLT RT	RESPONSE	(ng)	(ng)	TARGET RANGE	RATIO
4 alpha-BHC						CAS #: 319-84-6	
4.488	4.491	-0.003	6466434	0.00931	0.009314		
5 gamma-BHC (Lindane)						CAS #: 58-89-9	
4.907	4.910	-0.003	5875589	0.00922	0.009224		
6 beta-BHC						CAS #: 319-85-7	
5.055	5.057	-0.002	2457910	0.00971	0.009715		
16 4,4'-DDE						CAS #: 72-55-9	
8.542	8.545	-0.003	509117	1e-003	0.0009656		
18 Endrin						CAS #: 72-20-8	
9.406	9.410	-0.004	22145273	0.04634	0.04634		
20 4,4'-DDD						CAS #: 72-54-8	
9.721	9.727	-0.006	2976849	0.00803	0.008028		
22 Endosulfan II						CAS #: 33213-65-9	

Peaks not detected for Quant. or Qual. signal(s).

23 4,4'-DDT						CAS #: 50-29-3	
10.210	10.215	-0.005	33179782	0.10801	0.1080		
25 Endrin aldehyde						CAS #: 7421-93-4	
10.579	10.584	-0.005	1037734	0.00316	0.003162		

```
   27 Methoxychlor                                CAS #: 72-43-5
11.109  11.114   -0.005        15092949 0.25057   0.2506
--------------------------------------------------------------------------------
   28 Endosulfan sulfate                          CAS #: 1031-07-8
11.278  11.282   -0.004          339278 9.e-004  0.0009032
--------------------------------------------------------------------------------
```

RT	EXP RT	DLT RT	RESPONSE	CONCENTRATIONS ON-COL (ng)	CONCENTRATIONS FINAL (ng)	TARGET RANGE	RATIO
29 Endrin ketone					CAS #: 53494-70-5		
11.672	11.675	-0.003	1379363	0.00357	0.003575		

Data File: \\cansvr11\dd\chem\GCS\a2hp9.i\90415-1.b\002F0201.D

Date : 15-APR-2009 11:15

Client ID:

Instrument: a2hp9.i

Sample Info: PEM G087

Operator: 093905

Column phase: clp pesticides I

Column diameter: 0.53

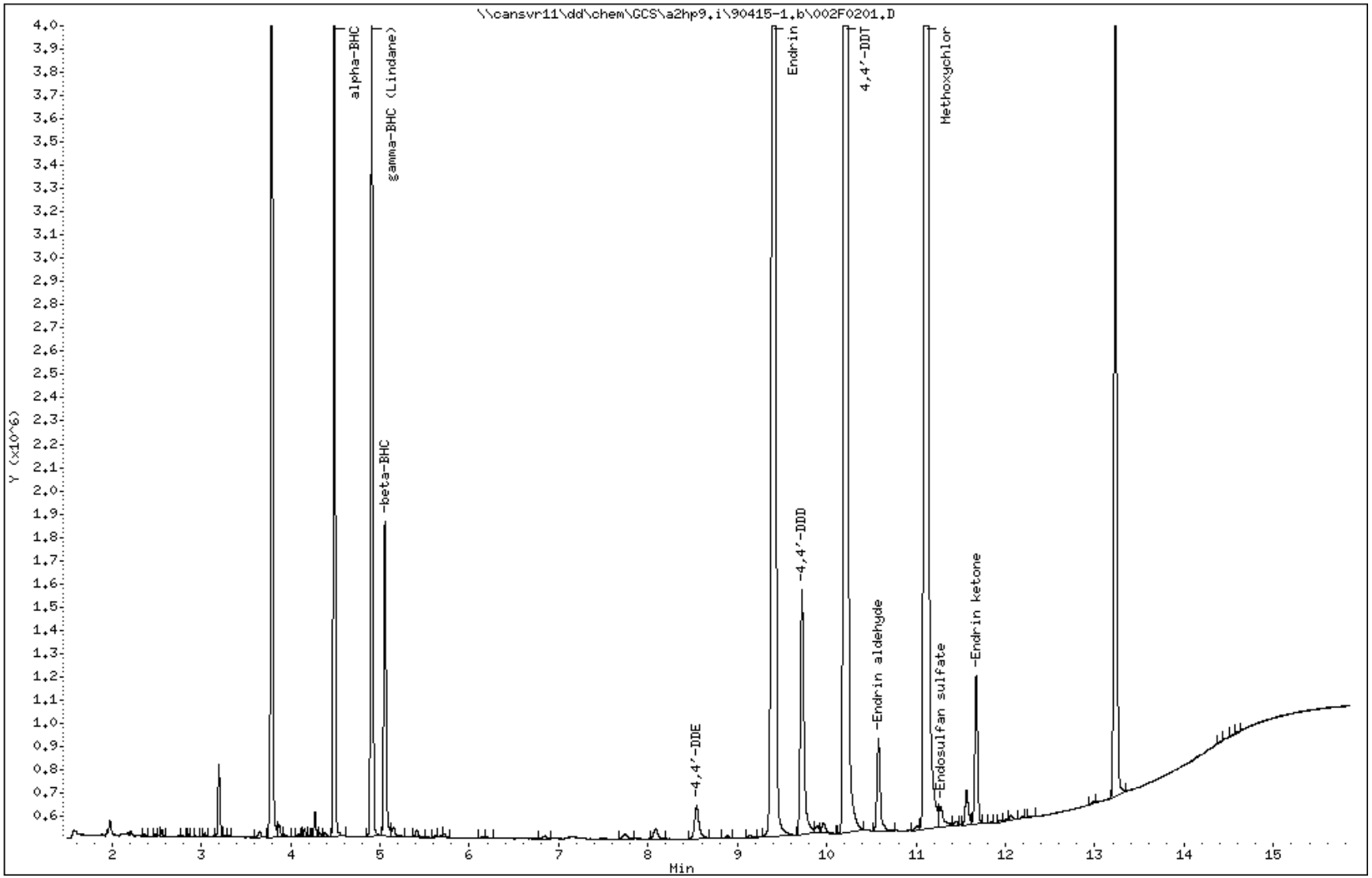

COMPOUNDS and EXP. RT REPORT

Operator: 093905 Date Acquired: 15-APR-2009 11:15
Data File: //cansvr11/dd/chem/GCS/a2hp9.i/90415-1.b/002F0201.D
Lab Sample ID: PEM G087
Misc. Info: 12-PEM.SUB
Instrument: a2hp9.i
Method: \\cansvr11\dd\chem\GCS\a2hp9.i\90415-1.b\PEST9.m
Dilution Factor: 1

Compound	RT	Area	Amount	Conc
4) alpha-BHC	4.489	6466434	0.009	0.009
5) gamma-BHC (Lindane)	4.908	5875589	0.009	0.009
6) beta-BHC	5.055	2457910	0.010	0.010
16) 4,4'-DDE	8.543	509117	0.001	0.001
18) Endrin	9.406	22145273	0.046	0.046
20) 4,4'-DDD	9.722	2976849	0.008	0.008
22) Endosulfan II	NOT DETECTED Expected RT = 9.815			
23) 4,4'-DDT	10.210	33179782	0.108	0.108
25) Endrin aldehyde	10.579	1037734	0.003	0.003
27) Methoxychlor	11.109	36286379	0.251	0.251
28) Endosulfan sulfate	11.279	339278	0.001	0.001
29) Endrin ketone	11.673	1379363	0.004	0.004

TestAmerica North Canton

CONTINUING CALIBRATION COMPOUNDS

Instrument ID: a2hp9.i Injection Date: 15-APR-2009 12:00
Lab File ID: 004F0401.D Init. Cal. Date(s): 05-APR-2009 14-APR-2009
Analysis Type: Init. Cal. Times: 22:16 16:00
Lab Sample ID: TOX3 G098 Quant Type: ESTD
Method: \\cansvr11\dd\chem\GCS\a2hp9.i\90415-1.b\PEST9.m

COMPOUND	RRF / AMOUNT	RF0.025	CCAL RRF0.025	MIN RRF	%D / %DRIFT	MAX %D / %DRIFT	CURVE TYPE
24 Toxaphene(1)	4750957	4480509	4480509	0.010	5.69250	15.00000	Averaged
(2)	4337363	4077052	4077052	0.010	6.00159	15.00000	Averaged
(3)	5290738	5097468	5097468	0.010	3.65298	15.00000	Averaged
(4)	4193728	4006397	4006397	0.010	4.46693	15.00000	Averaged
(5)	2717760	2533142	2533142	0.010	6.79302	15.00000	Averaged

Average %D / Drift Results.

Calculated Average %D/Drift = 5.32140
Maximun Average %D/Drift = 15.00000
* Passed Average %D/Drift Test.

TestAmerica North Canton

PESTICIDES 8081/608

Data file : \\cansvr11\dd\chem\GCS\a2hp9.i\90415-1.b\004F0401.D
Lab Smp Id: TOX3 G098
Inj Date : 15-APR-2009 12:00
Operator : 093905 Inst ID: a2hp9.i
Smp Info : TOX3 G098,,2
Misc Info : 16-TOXAPH.SUB
Comment :
Method : \\cansvr11\dd\chem\GCS\a2hp9.i\90415-1.b\PEST9.m
Meth Date : 15-Apr-2009 15:51 vandorenc Quant Type: ESTD
Cal Date : 06-APR-2009 20:44 Cal File: 013F1301.D
Als bottle: 4 Continuing Calibration Sample
Dil Factor: 1.00000
Integrator: Falcon Compound Sublist: 16-TOXAPH.SUB
Target Version: 4.14 Sample Matrix: None
Processing Host: CANPGCSV23

				AMOUNTS			
				CAL-AMT	ON-COL		
RT	EXP RT	DLT RT	RESPONSE	(ng)	(ng)	TARGET RANGE	RATIO
24 Toxaphene					CAS #: 8001-35-2		
9.952	9.952	0.000	4480509	1.00000	0.9431	80.00- 120.00	100.00(M)
10.382	10.382	0.000	4077052	1.00000	0.9400	114.04- 154.04	91.00
11.093	11.093	0.000	5097468	1.00000	0.9635	115.64- 155.64	113.77
11.237	11.237	0.000	4006397	1.00000	0.9553	52.78- 92.78	89.42
11.644	11.644	0.000	2533142	1.00000	0.9321	69.36- 109.36	56.54
		Average of Peak Amounts =			0.94680		

QC Flag Legend

M - Compound response manually integrated.

Data File: \\cansvr11\dd\chem\GCS\a2hp9.i\90415-1.b\004F0401.D

Page 1

Date : 15-APR-2009 12:00

Client ID:

Instrument: a2hp9.i

Sample Info: TOX3 G098,,2

Operator: 093905

Column phase: clp pesticides I

Column diameter: 0.53

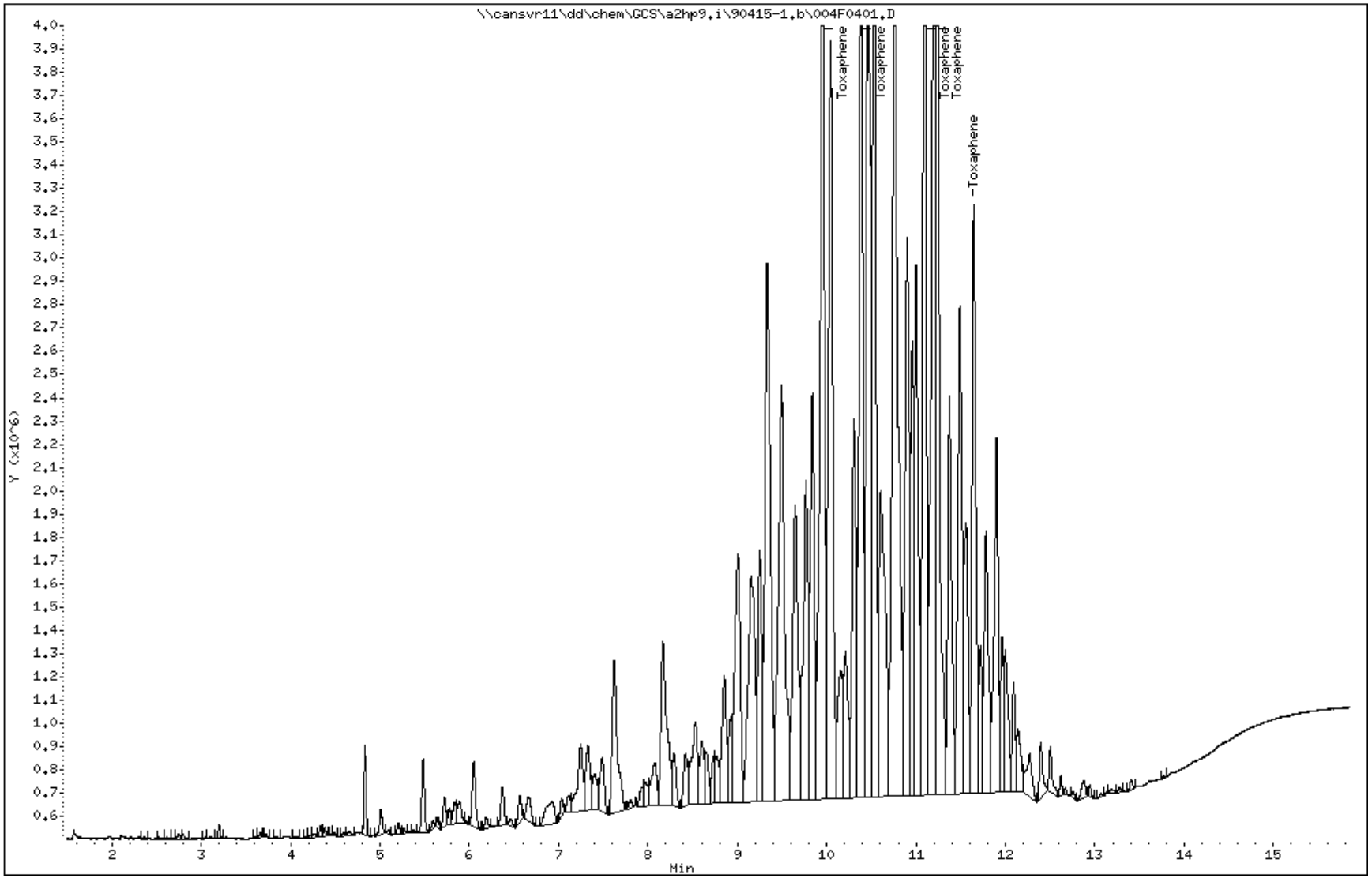

COMPOUNDS and EXP. RT REPORT

Operator: 093905 Date Acquired: 15-APR-2009 12:00
Data File: \\cansvr11\dd\chem\GCS\a2hp9.i\90415-1.b\004F0401.D
Lab Sample ID: TOX3 G098
Misc. Info: 16-TOXAPH.SUB
Instrument: a2hp9.i
Method: \\cansvr11\dd\chem\GCS\a2hp9.i\90415-1.b\PEST9.m
Dilution Factor: 1

Compound	RT	Area	Amount	Conc
24) Toxaphene	9.952	14418050	0.943	0.943

Data File Name: 004F0401.D
Inj. Date and Time: 15-APR-2009 12:00
Instrument ID: a2hp9.i
Client ID:
Compound Name: Toxaphene
CAS #: 8001-35-2
Report Date: 04/15/2009

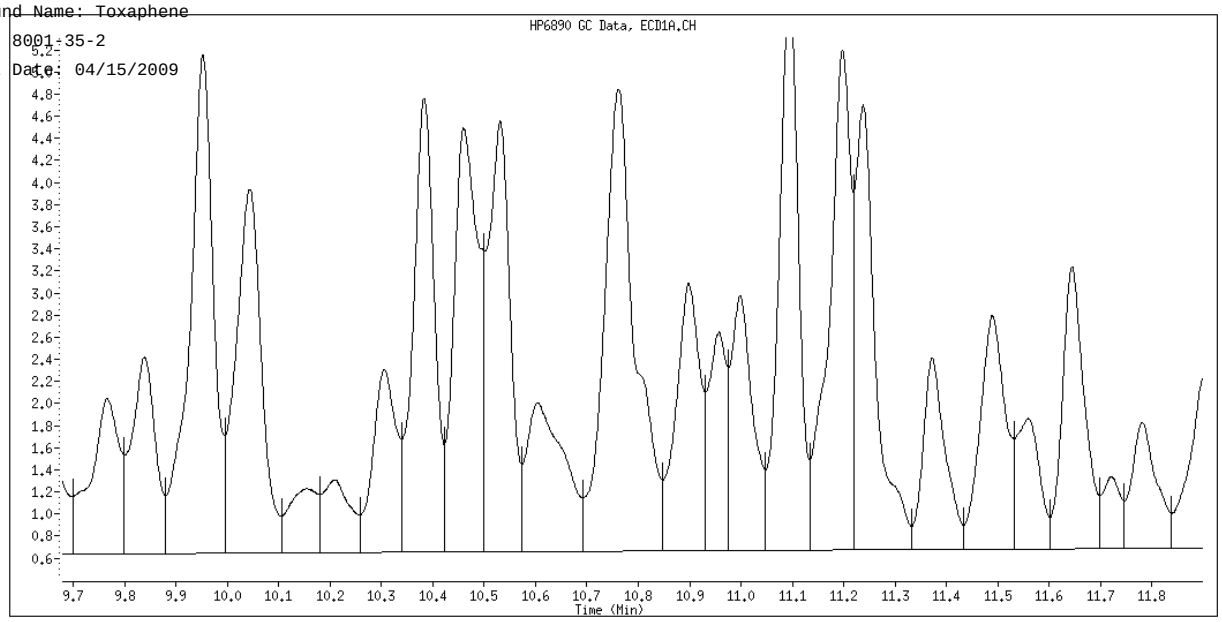

Original Integration

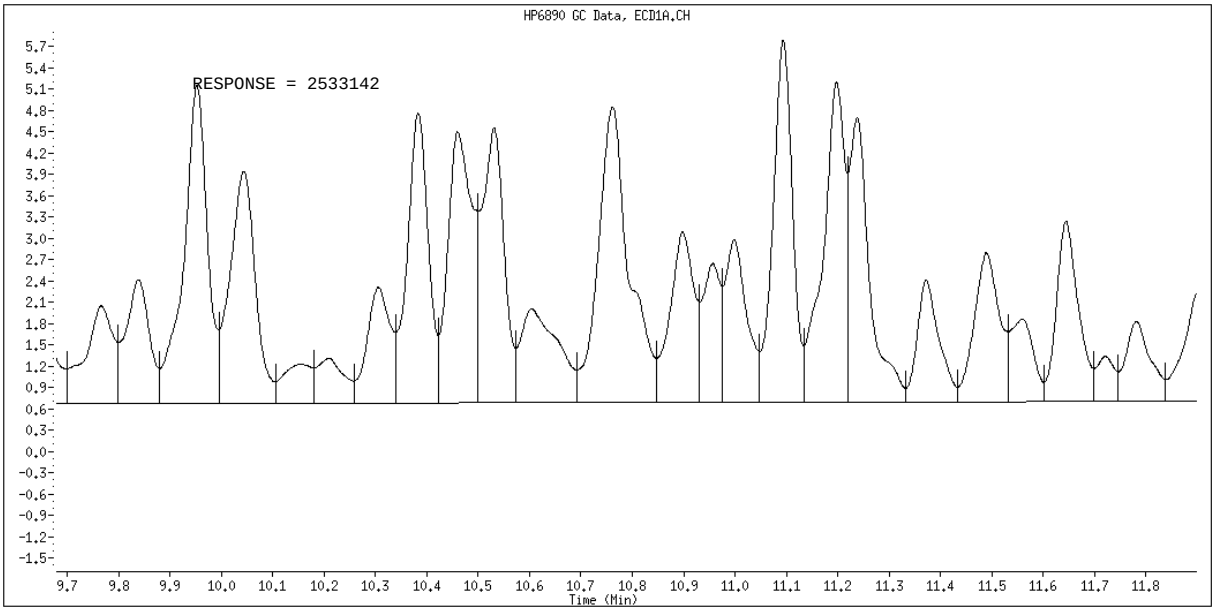

Manual Integration

Manually Integrated By: vandorenc
Manual Integration Reason: Manually Assigned

TestAmerica North Canton

CONTINUING CALIBRATION COMPOUNDS

Instrument ID: a2hp9.i Injection Date: 15-APR-2009 12:22
Lab File ID: 005F0501.D Init. Cal. Date(s): 05-APR-2009 14-APR-2009
Analysis Type: Init. Cal. Times: 22:16 16:00
Lab Sample ID: TC3 G025 Quant Type: ESTD
Method: \\cansvr11\dd\chem\GCS\a2hp9.i\90415-1.b\PEST9.m

COMPOUND	RRF / AMOUNT	RF0.025	CCAL RRF0.025	MIN RRF	%D / %DRIFT	MAX %D / %DRIFT	CURVE TYPE
9 Tech Chlordane(1)	10941877	10219620	10219620	0.010	6.60085	15.00000	Averaged
(2)	9353728	8650180	8650180	0.010	7.52158	15.00000	Averaged
(3)	20160994	18309230	18309230	0.010	9.18488	15.00000	Averaged
(4)	31753553	29075770	29075770	0.010	8.43302	15.00000	Averaged

Average %D / Drift Results.

Calculated Average %D/Drift = 7.93508
Maximun Average %D/Drift = 15.00000
* Passed Average %D/Drift Test.

TestAmerica North Canton

PESTICIDES 8081/608

Data file : \\cansvr11\dd\chem\GCS\a2hp9.i\90415-1.b\005F0501.D
Lab Smp Id: TC3 G025
Inj Date : 15-APR-2009 12:22
Operator : 093905 Inst ID: a2hp9.i
Smp Info : TC3 G025,,2
Misc Info :
Comment :
Method : \\cansvr11\dd\chem\GCS\a2hp9.i\90415-1.b\PEST9.m
Meth Date : 15-Apr-2009 15:50 vandorenc Quant Type: ESTD
Cal Date : 06-APR-2009 20:44 Cal File: 013F1301.D
Als bottle: 5 Continuing Calibration Sample
Dil Factor: 1.00000
Integrator: Falcon Compound Sublist: 15-techlor.sub
Target Version: 4.14 Sample Matrix: None
Processing Host: CANPGCSV23

				AMOUNTS			
				CAL-AMT	ON-COL		
RT	EXP RT	DLT RT	RESPONSE	(ng)	(ng)	TARGET RANGE	RATIO
9 Tech Chlordane					CAS #: 57-74-9		
5.496	5.496	0.000	1021962	0.10000	0.09340	0.00- 20.00	100.00
6.492	6.492	0.000	865018	0.10000	0.09248	0.00- 20.00	84.64
7.898	7.898	0.000	1830923	0.10000	0.09082	0.00- 20.00	179.16
8.209	8.209	0.000	2907577	0.10000	0.09157	0.00- 20.00	284.51
		Average of Peak Amounts =			0.09207		

Data File: \\cansvr11\dd\chem\GCS\a2hp9.i\90415-1.b\005F0501.D

Page 1

Date : 15-APR-2009 12:22

Client ID:

Instrument: a2hp9.i

Sample Info: TC3 G025,,2

Operator: 093905

Column phase: clp pesticides I

Column diameter: 0.53

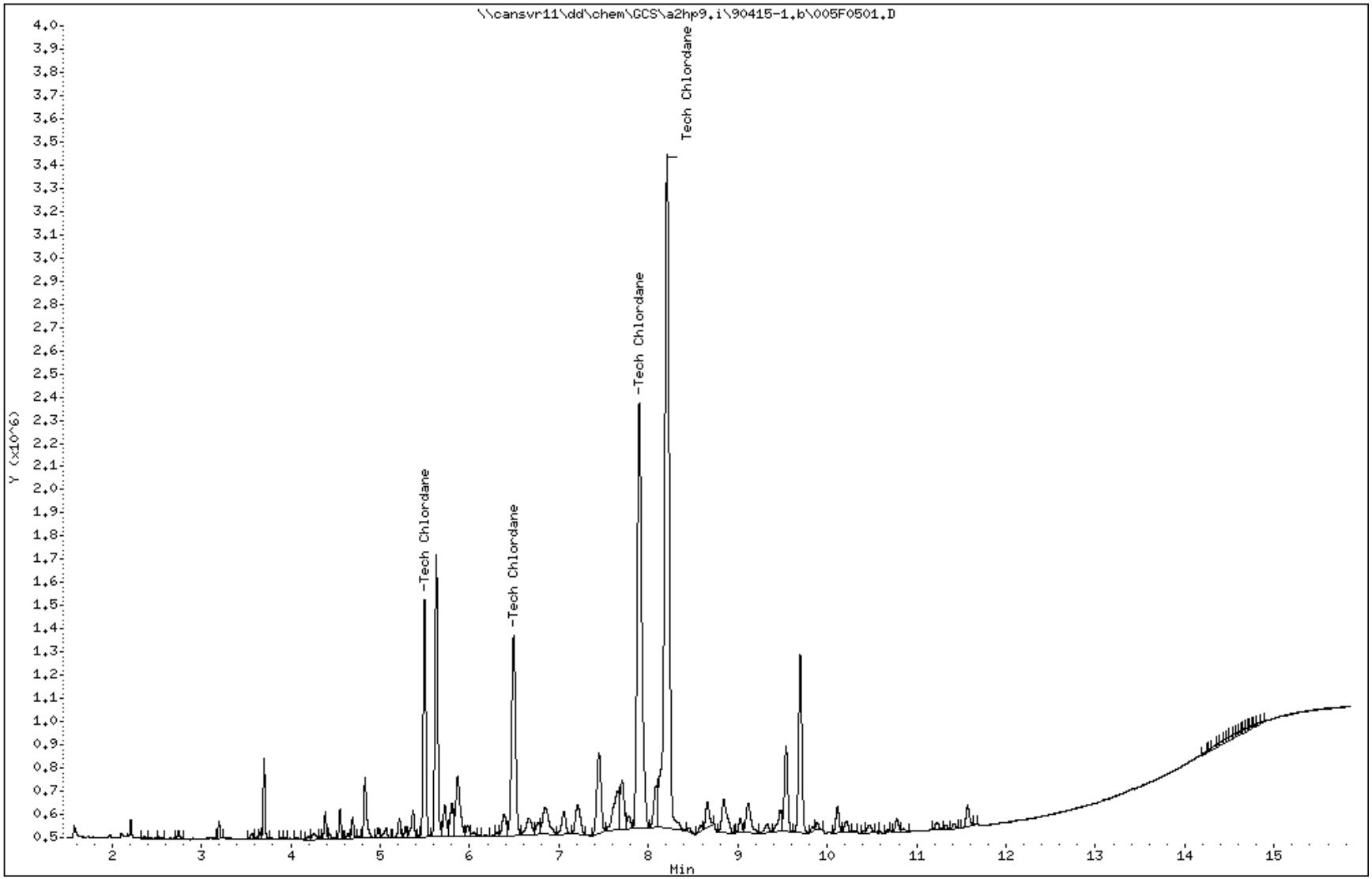

COMPOUNDS and EXP. RT REPORT

Operator: 093905 Date Acquired: 15-APR-2009 12:22
Data File: //cansvr11/dd/chem/GCS/a2hp9.i/90415-1.b/005F0501.D
Lab Sample ID: TC3 G025
Misc. Info:
Instrument: a2hp9.i
Method: \\cansvr11\dd\chem\GCS\a2hp9.i\90415-1.b\PEST9.m
Dilution Factor: 1

Compound	RT	Area	Amount	Conc
9) Tech Chlordane	5.497	2103267	0.093	0.093

TestAmerica North Canton

RECOVERY REPORT

Client Name: Client SDG: SDGa00713
Sample Matrix: LIQUID Fraction: Pesticides
Lab Smp Id: MRL
Level: LOW Operator: 093905
Data Type: GC MULTI COMP SampleType: MRL
SpikeList File: MRL.spk Quant Type: ESTD
Sublist File: mrl.sub
Method File: \\cansvr11\dd\chem\GCS\a2hp9.i\90415-1.b\PEST9.m
Misc Info:

SPIKE COMPOUND	AMOUNT ADDED ng	AMOUNT RECOVERED ng	% RECOVERED	LIMITS
4 alpha-BHC	0.005000	0.004745	94.89	70-130
5 gamma-BHC (Lindane	0.005000	0.004974	99.47	70-130
6 beta-BHC	0.005000	0.005603	112.06	70-130
7 delta-BHC	0.005000	0.004720	94.41	70-130
8 Heptachlor	0.005000	0.005449	108.98	70-130
10 Aldrin	0.005000	0.005109	102.18	70-130
12 Heptachlor epoxide	0.005000	0.005419	108.38	70-130
13 gamma-Chlordane	0.005000	0.005197	103.94	70-130
14 alpha-Chlordane	0.005000	0.005304	106.07	70-130
15 Endosulfan I	0.005000	0.005411	108.23	70-130
16 4,4'-DDE	0.005000	0.004960	99.20	70-130
17 Dieldrin	0.005000	0.005082	101.63	70-130
18 Endrin	0.005000	0.005165	103.29	70-130
20 4,4'-DDD	0.005000	0.004929	98.59	70-130
22 Endosulfan II	0.005000	0.005426	108.51	70-130
23 4,4'-DDT	0.005000	0.004565	91.30	70-130
25 Endrin aldehyde	0.005000	0.005638	112.77	70-130
27 Methoxychlor	0.005000	0.005217	104.33	70-130
28 Endosulfan sulfate	0.005000	0.005042	100.83	70-130
29 Endrin ketone	0.005000	0.005313	106.27	70-130

TestAmerica North Canton

PESTICIDES 8081/608

Data file : \\cansvr11\dd\chem\GCS\a2hp9.i\90415-1.b\007F0701.D
Lab Smp Id: MRL
Inj Date : 15-APR-2009 13:07
Operator : 093905 Inst ID: a2hp9.i
Smp Info : MRL
Misc Info :
Comment :
Method : \\cansvr11\dd\chem\GCS\a2hp9.i\90415-1.b\PEST9.m
Meth Date : 15-Apr-2009 15:51 vandorenc Quant Type: ESTD
Cal Date : 06-APR-2009 20:44 Cal File: 013F1301.D
Als bottle: 7 QC Sample: MRL
Dil Factor: 1.00000
Integrator: Falcon Compound Sublist: mrl.sub
Target Version: 4.14 Sample Matrix: WATER
Processing Host: CANPGCSV23

Concentration Formula: Amt * DF * Vt/Vo/Vi * CpndVariable

Name	Value	Description
DF	1.000	Dilution Factor
Vt	1.000	Volume of final extract (uL)
Vo	1.000	Volume of sample extracted (mL)
Vi	1.000	Volume injected
Cpnd Variable		Local Compound Variable

RT	EXP RT	DLT RT	RESPONSE	CONCENTRATIONS ON-COL (ng)	CONCENTRATIONS FINAL (ug/L)	TARGET RANGE	RATIO
4 alpha-BHC					CAS #: 319-84-6		
4.490	4.491	-0.001	3294292	0.00474	0.004745		
5 gamma-BHC (Lindane)					CAS #: 58-89-9		
4.910	4.910	0.000	3168112	0.00497	0.004974		
6 beta-BHC					CAS #: 319-85-7		
5.057	5.057	0.000	1417607	0.00560	0.005603		
7 delta-BHC					CAS #: 319-86-8		
5.305	5.305	0.000	2890248	0.00472	0.004720		
8 Heptachlor					CAS #: 76-44-8		
5.629	5.630	-0.001	3142275	0.00545	0.005449		
10 Aldrin					CAS #: 309-00-2		
6.155	6.155	0.000	3123871	0.00511	0.005109		

```
--------------------------------------------------------------------------------
   12 Heptachlor epoxide                          CAS #: 1024-57-3
7.590    7.592   -0.002         2881259 0.00542  0.005419
--------------------------------------------------------------------------------
```

				CONCENTRATIONS ON-COL (ng)	FINAL (ug/L)	TARGET RANGE	RATIO
RT	EXP RT	DLT RT	RESPONSE				
13 gamma-Chlordane					CAS #: 5103-74-2		
7.897	7.898	-0.001	2876120	0.00520	0.005197		
14 alpha-Chlordane					CAS #: 5103-71-9		
8.214	8.214	0.000	2861624	0.00530	0.005304		
15 Endosulfan I					CAS #: 959-98-8		
8.470	8.470	0.000	2670296	0.00541	0.005411		
16 4,4'-DDE					CAS #: 72-55-9		
8.546	8.545	0.001	2615154	0.00496	0.004960		
17 Dieldrin					CAS #: 60-57-1		
8.983	8.984	-0.001	2689391	0.00508	0.005082		
18 Endrin					CAS #: 72-20-8		
9.409	9.410	-0.001	2468157	0.00516	0.005165		
20 4,4'-DDD					CAS #: 72-54-8		
9.728	9.727	0.001	1827964	0.00493	0.004929		
22 Endosulfan II					CAS #: 33213-65-9		
9.830	9.831	-0.001	2463504	0.00543	0.005426		
23 4,4'-DDT					CAS #: 50-29-3		
10.214	10.215	-0.001	1402357	0.00457	0.004565		
25 Endrin aldehyde					CAS #: 7421-93-4		
10.583	10.584	-0.001	1850407	0.00564	0.005638		
27 Methoxychlor					CAS #: 72-43-5		
11.114	11.114	0.000	314219	0.00522	0.005217		
28 Endosulfan sulfate					CAS #: 1031-07-8		
11.280	11.282	-0.002	1893767	0.00504	0.005042		
29 Endrin ketone					CAS #: 53494-70-5		
11.675	11.675	0.000	2050072	0.00531	0.005313		

Data File: \\cansvr11\dd\chem\GCS\a2hp9.i\90415-1.b\007F0701.D

Date : 15-APR-2009 13:07

Client ID:

Instrument: a2hp9.i

Sample Info: MRL

Volume Injected (uL): 1.0

Operator: 093905

Column phase: clp pesticides I

Column diameter: 0.53

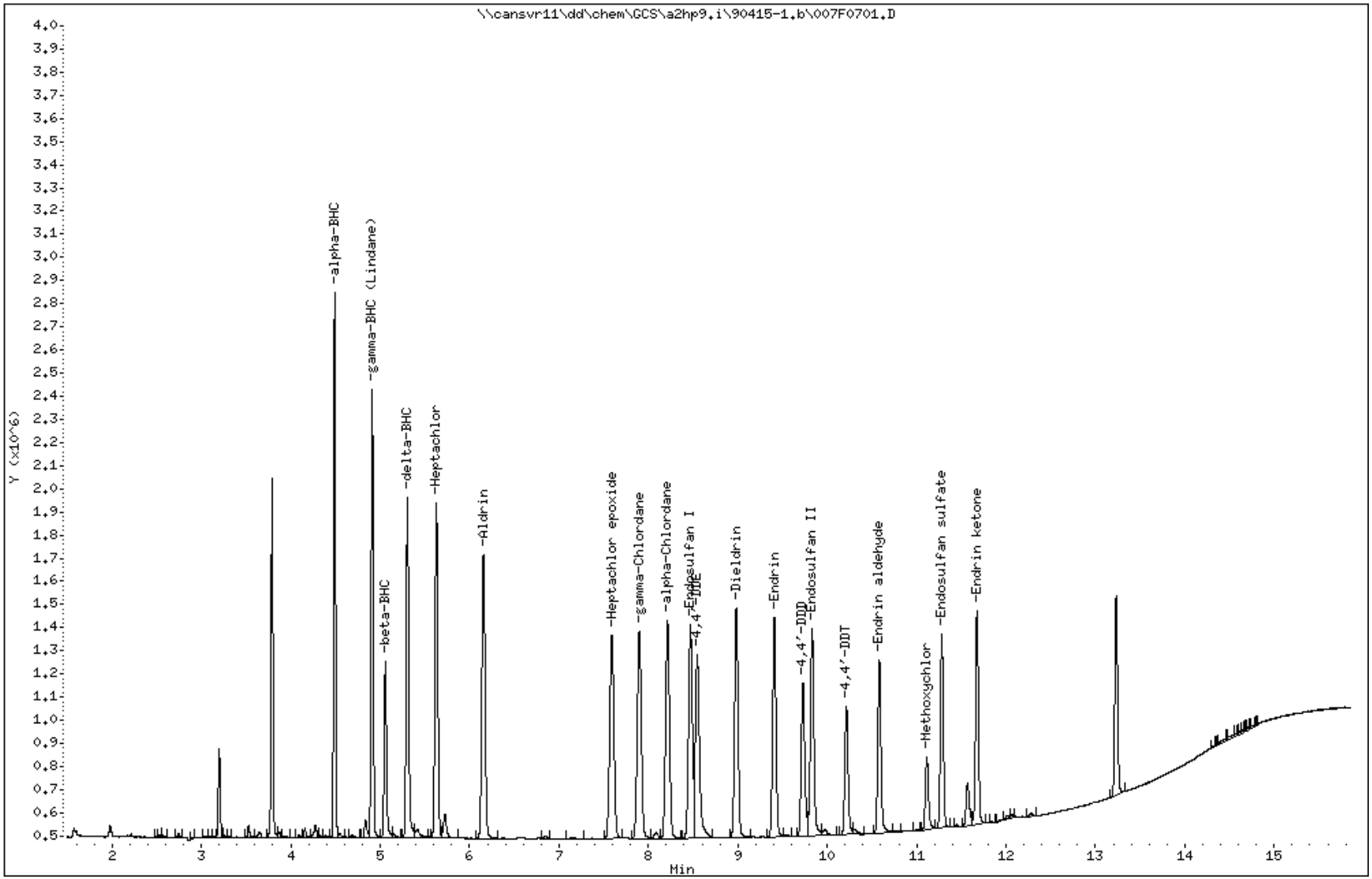

TestAmerica North Canton

CONTINUING CALIBRATION COMPOUNDS

Instrument ID: a2hp9.i Injection Date: 15-APR-2009 16:28
Lab File ID: 016F1601.D Init. Cal. Date(s): 05-APR-2009 14-APR-2009
Analysis Type: Init. Cal. Times: 22:16 16:00
Lab Sample ID: AB3 G004 Quant Type: ESTD
Method: \\cansvr11\dd\chem\GCS\a2hp9.i\90415-1.b\PEST9.m

COMPOUND	RRF / AMOUNT	RF0.025	CCAL RRF0.025	MIN RRF	%D / %DRIFT	MAX %D / %DRIFT	CURVE TYPE
$ 1 Tetrachloro-m-xylene	417712843	416847720	416847720	0.000	0.20711	15.00000	Averaged
4 alpha-BHC	694304968	707446640	707446640	0.010	-1.89278	15.00000	Averaged
5 gamma-BHC (Lindane)	636982618	653022280	653022280	0.010	-2.51807	15.00000	Averaged
6 beta-BHC	253010576	253469920	253469920	0.010	-0.18155	15.00000	Averaged
7 delta-BHC	612304670	622265200	622265200	0.010	-1.62673	15.00000	Averaged
8 Heptachlor	576687687	613591120	613591120	0.010	-6.39921	15.00000	Averaged
10 Aldrin	611428993	608084120	608084120	0.010	0.54706	15.00000	Averaged
12 Heptachlor epoxide	531677349	540611000	540611000	0.010	-1.68028	15.00000	Averaged
13 gamma-Chlordane	553404176	545260480	545260480	0.010	1.47156	15.00000	Averaged
14 alpha-Chlordane	539551408	531523040	531523040	0.010	1.48797	15.00000	Averaged
15 Endosulfan I	493463663	499420040	499420040	0.010	-1.20705	15.00000	Averaged
16 4,4'-DDE	527235452	514338680	514338680	0.010	2.44611	15.00000	Averaged
17 Dieldrin	529245705	525478760	525478760	0.010	0.71176	15.00000	Averaged
18 Endrin	477895275	480903840	480903840	0.010	-0.62954	15.00000	Averaged
20 4,4'-DDD	370827930	374189760	374189760	0.010	-0.90657	15.00000	Averaged
22 Endosulfan II	454046637	446213520	446213520	0.010	1.72518	15.00000	Averaged
23 4,4'-DDT	307191769	299104320	299104320	0.010	2.63270	15.00000	Averaged
25 Endrin aldehyde	328186202	333797080	333797080	0.010	-1.70966	15.00000	Averaged
27 Methoxychlor	60234066	63549960	63549960	0.010	-5.50501	15.00000	Averaged
28 Endosulfan sulfate	375635182	369669400	369669400	0.010	1.58819	15.00000	Averaged
29 Endrin ketone	385836035	387583360	387583360	0.010	-0.45287	15.00000	Averaged
$ 30 Decachlorobiphenyl	323350123	347390800	347390800	0.010	-7.43488	15.00000	Averaged

Average %D / Drift Results.

Calculated Average %D/Drift = 2.04372
Maximun Average %D/Drift = 15.00000
* Passed Average %D/Drift Test.

TestAmerica North Canton

PESTICIDES 8081/608

Data file : \\cansvr11\dd\chem\GCS\a2hp9.i\90415-1.b\016F1601.D
Lab Smp Id: AB3 G004
Inj Date : 15-APR-2009 16:28
Operator : 093905 Inst ID: a2hp9.i
Smp Info : AB3 G004,,2
Misc Info : 1-AB.SUB
Comment :
Method : \\cansvr11\dd\chem\GCS\a2hp9.i\90415-1.b\PEST9.m
Meth Date : 16-Apr-2009 06:16 vandorenc Quant Type: ESTD
Cal Date : 06-APR-2009 20:44 Cal File: 013F1301.D
Als bottle: 16 Continuing Calibration Sample
Dil Factor: 1.00000
Integrator: Falcon Compound Sublist: 1-AB.SUB
Target Version: 4.14 Sample Matrix: None
Processing Host: CANPGCSV23

				AMOUNTS			
				CAL-AMT	ON-COL		
RT	EXP RT	DLT RT	RESPONSE	(ng)	(ng)	TARGET RANGE	RATIO
$ 1 Tetrachloro-m-xylene						CAS #: 877-09-8	
3.790	3.790	0.000	10421193	0.02500	0.02495		
4 alpha-BHC						CAS #: 319-84-6	
4.490	4.490	0.000	17686166	0.02500	0.02547		
5 gamma-BHC (Lindane)						CAS #: 58-89-9	
4.909	4.909	0.000	16325557	0.02500	0.02563		
6 beta-BHC						CAS #: 319-85-7	
5.056	5.056	0.000	6336748	0.02500	0.02504		
7 delta-BHC						CAS #: 319-86-8	
5.304	5.304	0.000	15556630	0.02500	0.02541		
8 Heptachlor						CAS #: 76-44-8	
5.629	5.629	0.000	15339778	0.02500	0.02660		
10 Aldrin						CAS #: 309-00-2	
6.155	6.155	0.000	15202103	0.02500	0.02486		
12 Heptachlor epoxide						CAS #: 1024-57-3	
7.591	7.591	0.000	13515275	0.02500	0.02542		
13 gamma-Chlordane						CAS #: 5103-74-2	
7.898	7.898	0.000	13631512	0.02500	0.02463		
14 alpha-Chlordane						CAS #: 5103-71-9	
8.214	8.214	0.000	13288076	0.02500	0.02463		

```
--------------------------------------------------------------------------------
   15 Endosulfan I                                CAS #: 959-98-8
8.469    8.469    0.000        12485501 0.02500  0.02530
--------------------------------------------------------------------------------
```

				AMOUNTS			
				CAL-AMT	ON-COL		
RT	EXP RT	DLT RT	RESPONSE	(ng)	(ng)	TARGET RANGE	RATIO
16 4,4'-DDE					CAS #: 72-55-9		
8.544	8.544	0.000	12858467	0.02500	0.02439		
17 Dieldrin					CAS #: 60-57-1		
8.984	8.984	0.000	13136969	0.02500	0.02482		
18 Endrin					CAS #: 72-20-8		
9.409	9.409	0.000	12022596	0.02500	0.02516		
20 4,4'-DDD					CAS #: 72-54-8		
9.725	9.725	0.000	9354744	0.02500	0.02523		
22 Endosulfan II					CAS #: 33213-65-9		
9.831	9.831	0.000	11155338	0.02500	0.02457		
23 4,4'-DDT					CAS #: 50-29-3		
10.214	10.214	0.000	7477608	0.02500	0.02434		
25 Endrin aldehyde					CAS #: 7421-93-4		
10.583	10.583	0.000	8344927	0.02500	0.02543		
27 Methoxychlor					CAS #: 72-43-5		
11.112	11.112	0.000	1588749	0.02500	0.02638		
28 Endosulfan sulfate					CAS #: 1031-07-8		
11.281	11.281	0.000	9241735	0.02500	0.02460		
29 Endrin ketone					CAS #: 53494-70-5		
11.674	11.674	0.000	9689584	0.02500	0.02511		
$ 30 Decachlorobiphenyl					CAS #: 2051-24-3		
13.231	13.231	0.000	8684770	0.02500	0.02686		

Data File: \\cansvr11\dd\chem\GCS\a2hp9.i\90415-1.b\016F1601.D

Page 1

Date : 15-APR-2009 16:28

Client ID:

Instrument: a2hp9.i

Sample Info: AB3 G004,,2

Operator: 093905

Column phase: clp pesticides I

Column diameter: 0.53

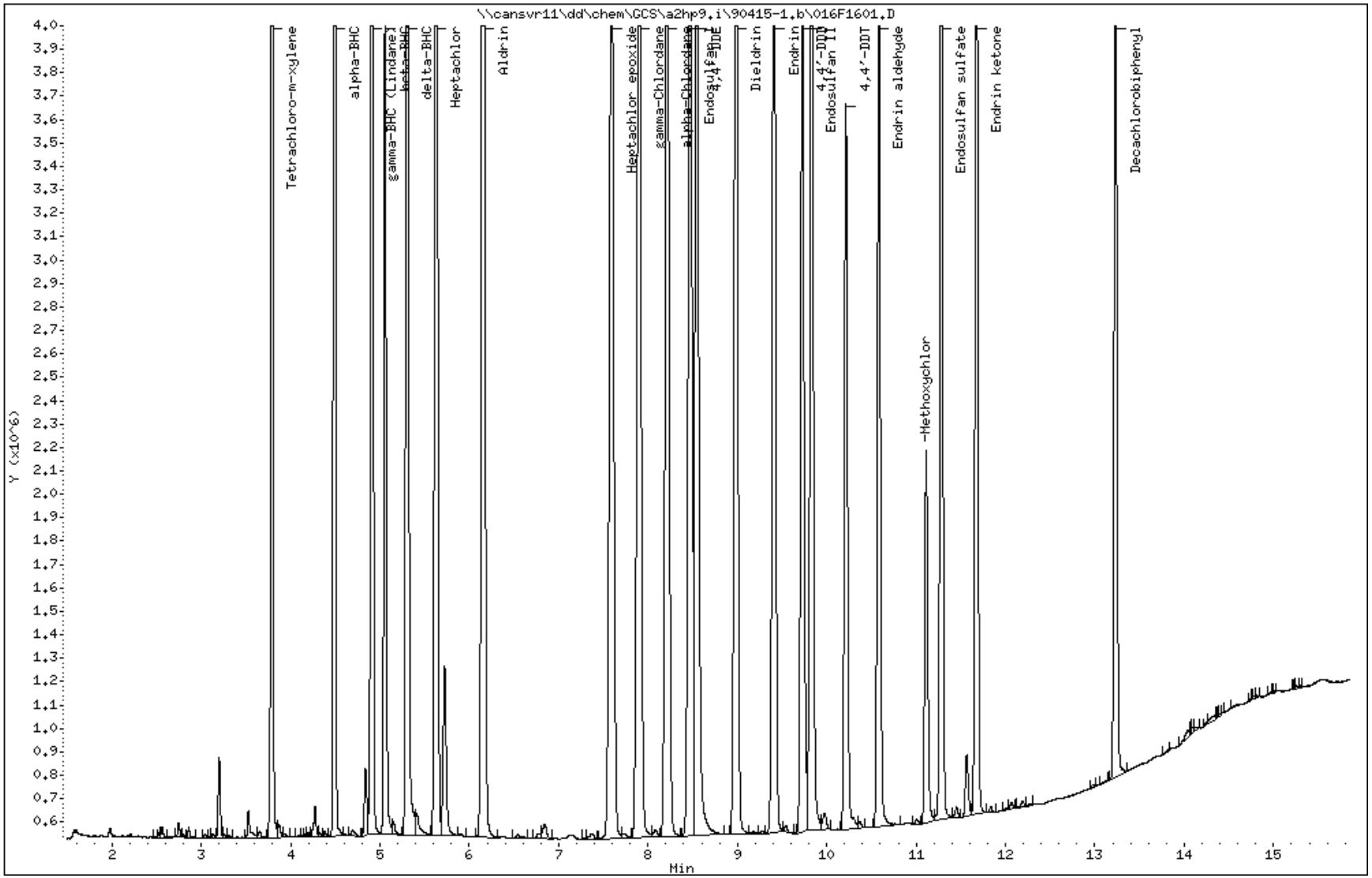

COMPOUNDS and EXP. RT REPORT

Operator: 093905 Date Acquired: 15-APR-2009 16:28
Data File: //cansvr11/dd/chem/GCS/a2hp9.i/90415-1.b/016F1601.D
Lab Sample ID: AB3 G004
Misc. Info: 1-AB.SUB
Instrument: a2hp9.i
Method: \\cansvr11\dd\chem\GCS\a2hp9.i\90415-1.b\PEST9.m
Dilution Factor: 1

Compound	RT	Area	Amount	Conc
1) Tetrachloro-m-xylene	3.791	10421193	0.025	0.025
4) alpha-BHC	4.491	17686166	0.025	0.025
5) gamma-BHC (Lindane)	4.910	16325557	0.026	0.026
6) beta-BHC	5.057	6336748	0.025	0.025
7) delta-BHC	5.305	15556630	0.025	0.025
8) Heptachlor	5.629	15339778	0.027	0.027
10) Aldrin	6.156	15202103	0.025	0.025
12) Heptachlor epoxide	7.592	13515275	0.025	0.025
13) gamma-Chlordane	7.898	13631512	0.025	0.025
14) alpha-Chlordane	8.215	13288076	0.025	0.025
15) Endosulfan I	8.470	12485501	0.025	0.025
16) 4,4'-DDE	8.545	12858467	0.024	0.024
17) Dieldrin	8.984	13136969	0.025	0.025
18) Endrin	9.409	12022596	0.025	0.025
20) 4,4'-DDD	9.726	9354744	0.025	0.025
22) Endosulfan II	9.832	11155338	0.025	0.025
23) 4,4'-DDT	10.214	7477608	0.024	0.024
25) Endrin aldehyde	10.583	8344927	0.025	0.025
27) Methoxychlor	11.112	3738228	0.026	0.026
28) Endosulfan sulfate	11.282	9241735	0.025	0.025
29) Endrin ketone	11.675	9689584	0.025	0.025
30) Decachlorobiphenyl	13.232	8684770	0.027	0.027

Data File: \\cansvr11\dd\chem\GCS\a2hp9.i\90415-1.b/023F2301.D
Report Date: 04/16/2009

EVALB Degradation Report

Instrument ID: a2hp9.i Injection Date: 15-APR-2009 19:05
Lab File ID: 023F2301.D Lab Sample ID: PEM G087
Analysis Type: NONE Method File: \\cansvr11\dd\chem\GCS\a2hp9.i\90415-1.b\PES

4,4'-DDT Degradation

RT	Area	Compound
10.214	32475945	4,4'-DDT
8.5470	313213	4,4'-DDE
9.7278	2696432	4,4'-DDD

Percent Degradation of 4,4'-DDT: 8.48

Endrin Degradation

RT	Area	Compound
9.4094	21391027	Endrin
10.584	946755	Endrin aldehyde
11.674	1265233	Endrin ketone

Percent Degradation of Endrin: 9.37

TestAmerica North Canton

PESTICIDES 8081/608

Data file : \\cansvr11\dd\chem\GCS\a2hp9.i\90415-1.b\023F2301.D
Lab Smp Id: PEM G087
Inj Date : 15-APR-2009 19:05
Operator : 093905 Inst ID: a2hp9.i
Smp Info : PEM G087
Misc Info :
Comment :
Method : \\cansvr11\dd\chem\GCS\a2hp9.i\90415-1.b\PEST9.m
Meth Date : 16-Apr-2009 06:16 vandorenc Quant Type: ESTD
Cal Date : 06-APR-2009 20:44 Cal File: 013F1301.D
Als bottle: 23 QC Sample: PEM
Dil Factor: 1.00000
Integrator: Falcon Compound Sublist: 12-pem.sub
Target Version: 4.14 Sample Matrix: None
Processing Host: CANPGCSV23

RT	EXP RT	DLT RT	RESPONSE	CONCENTRATIONS ON-COL (ng)	FINAL (ng)	TARGET RANGE	RATIO
4 alpha-BHC					CAS #: 319-84-6		
4.491	4.490	0.001	6152992	0.00886	0.008862		
5 gamma-BHC (Lindane)					CAS #: 58-89-9		
4.911	4.909	0.002	5616364	0.00882	0.008817		
6 beta-BHC					CAS #: 319-85-7		
5.057	5.056	0.001	2348349	0.00928	0.009282		
16 4,4'-DDE					CAS #: 72-55-9		
8.546	8.544	0.002	313213	6e-004	0.0005941		
18 Endrin					CAS #: 72-20-8		
9.409	9.409	0.000	21391027	0.04476	0.04476		
20 4,4'-DDD					CAS #: 72-54-8		
9.727	9.725	0.002	2696432	0.00727	0.007271		
22 Endosulfan II					CAS #: 33213-65-9		

Peaks not detected for Quant. or Qual. signal(s).

23 4,4'-DDT					CAS #: 50-29-3		
10.214	10.214	0.000	32475945	0.10572	0.1057		
25 Endrin aldehyde					CAS #: 7421-93-4		
10.583	10.583	0.000	946755	0.00288	0.002885		

```
   27 Methoxychlor                                CAS #: 72-43-5
11.112  11.112    0.000        15268077 0.25348   0.2535
--------------------------------------------------------------------------------
   28 Endosulfan sulfate                          CAS #: 1031-07-8
11.280  11.281   -0.001          274997  7e-004  0.0007321
--------------------------------------------------------------------------------
```

RT	EXP RT	DLT RT	RESPONSE	CONCENTRATIONS ON-COL (ng)	FINAL (ng)	TARGET RANGE	RATIO
29 Endrin ketone					CAS #: 53494-70-5		
11.674	11.674	0.000	1265233	0.00328	0.003279		

Data File: \\cansvr11\dd\chem\GCS\a2hp9.i\90415-1.b\023F2301.D

Date : 15-APR-2009 19:05

Client ID:

Instrument: a2hp9.i

Sample Info: PEM G087

Operator: 093905

Column phase: clp pesticides I

Column diameter: 0.53

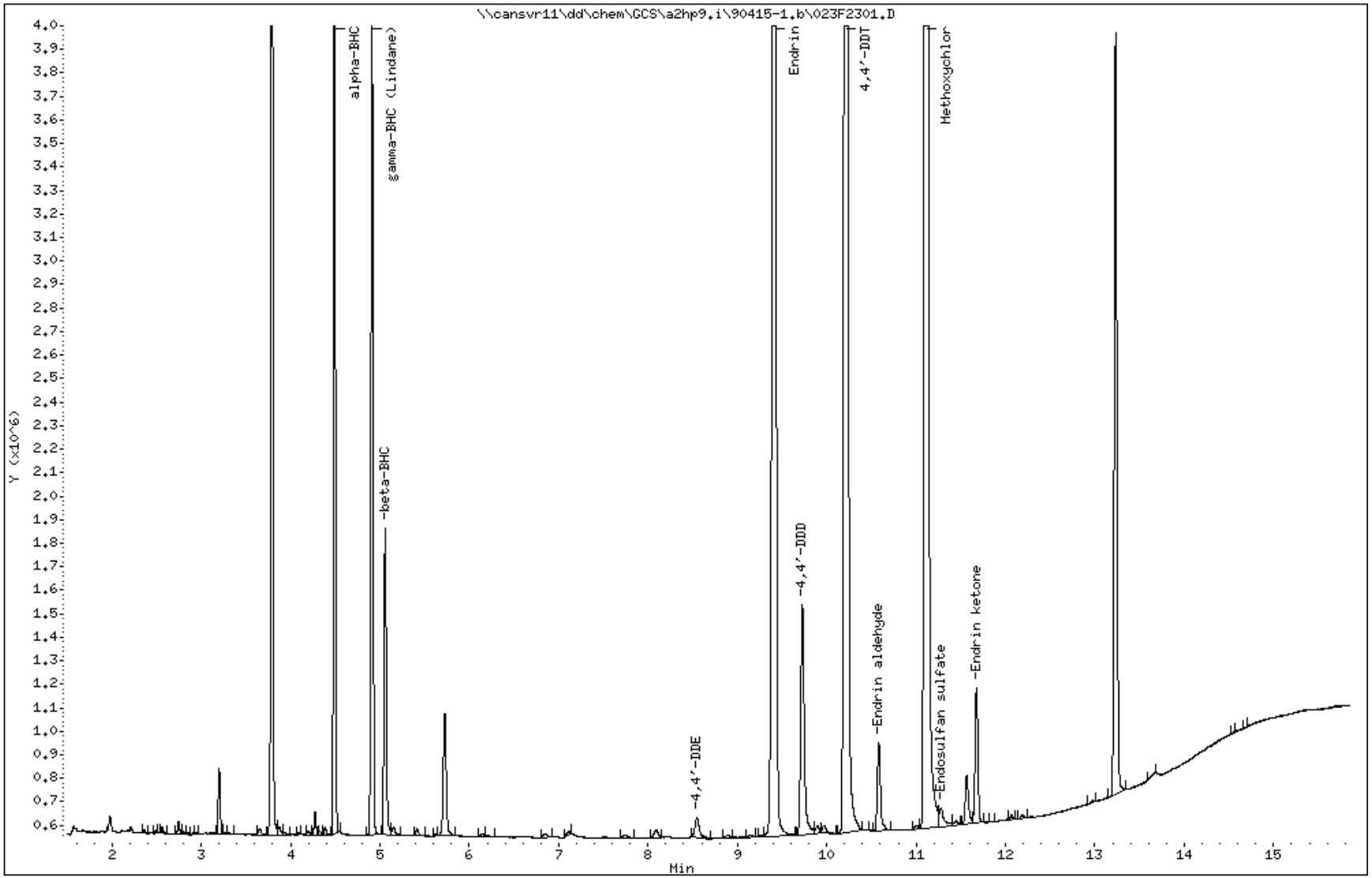

COMPOUNDS and EXP. RT REPORT

Operator: 093905 Date Acquired: 15-APR-2009 19:05
Data File: //cansvr11/dd/chem/GCS/a2hp9.i/90415-1.b/023F2301.D
Lab Sample ID: PEM G087
Misc. Info:
Instrument: a2hp9.i
Method: \\cansvr11\dd\chem\GCS\a2hp9.i\90415-1.b\PEST9.m
Dilution Factor: 1

Compound	RT	Area	Amount	Conc
1) Tetrachloro-m-xylene	3.791	7590178	0.018	0.018
2) Hexachlorobenzene	4.274	161130	0.000	0.000
3) Diallate	NOT DETECTED	Expected RT = 4.335		
4) alpha-BHC	4.492	6152992	0.009	0.009
5) gamma-BHC (Lindane)	4.911	5616364	0.009	0.009
6) beta-BHC	5.058	2348349	0.009	0.009
7) delta-BHC	NOT DETECTED	Expected RT = 5.305		
9) Tech Chlordane	NOT DETECTED	Expected RT = 5.497		
8) Heptachlor	5.620	13425	0.000	0.000
10) Aldrin	6.151	37821	0.000	0.000
11) Isodrin	6.849	49566	0.000	0.000
12) Heptachlor epoxide	NOT DETECTED	Expected RT = 7.592		
13) gamma-Chlordane	NOT DETECTED	Expected RT = 7.898		
14) alpha-Chlordane	NOT DETECTED	Expected RT = 8.215		
15) Endosulfan I	NOT DETECTED	Expected RT = 8.470		
16) 4,4'-DDE	8.547	313213	0.001	0.001
17) Dieldrin	NOT DETECTED	Expected RT = 8.984		
18) Endrin	9.409	21391027	0.045	0.045
19) Kepone	NOT DETECTED	Expected RT = 9.476		
20) 4,4'-DDD	9.728	2696432	0.007	0.007
21) Chlorobenzilate	NOT DETECTED	Expected RT = 9.818		
22) Endosulfan II	NOT DETECTED	Expected RT = 9.832		
24) Toxaphene	9.967	109906	0.007	0.007
23) 4,4'-DDT	10.214	32475945	0.106	0.106
25) Endrin aldehyde	10.584	946755	0.003	0.003
26) Mirex	NOT DETECTED	Expected RT = 11.073		
27) Methoxychlor	11.113	35717274	0.253	0.253
28) Endosulfan sulfate	11.280	274997	0.001	0.001
29) Endrin ketone	11.674	1265233	0.003	0.003
30) Decachlorobiphenyl	13.231	6770066	0.021	0.021

Report Date: 16-Apr-2009 06:18

TestAmerica North Canton

CONTINUING CALIBRATION COMPOUNDS

Instrument ID: a2hp9.i Injection Date: 15-APR-2009 19:27
Lab File ID: 024F2401.D Init. Cal. Date(s): 05-APR-2009 14-APR-2009
Analysis Type: Init. Cal. Times: 22:16 16:00
Lab Sample ID: AB3 G004 Quant Type: ESTD
Method: \\cansvr11\dd\chem\GCS\a2hp9.i\90415-1.b\PEST9.m

COMPOUND	RRF / AMOUNT	RF0.025	CCAL RRF0.025	MIN RRF	%D / %DRIFT	MAX %D / %DRIFT	CURVE TYPE
$ 1 Tetrachloro-m-xylene	417712843	419400560	419400560	0.000	-0.40404	15.00000	Averaged
4 alpha-BHC	694304968	708507040	708507040	0.010	-2.04551	15.00000	Averaged
5 gamma-BHC (Lindane)	636982618	652736960	652736960	0.010	-2.47328	15.00000	Averaged
6 beta-BHC	253010576	254151280	254151280	0.010	-0.45085	15.00000	Averaged
7 delta-BHC	612304670	621766240	621766240	0.010	-1.54524	15.00000	Averaged
8 Heptachlor	576687687	612742840	612742840	0.010	-6.25211	15.00000	Averaged
10 Aldrin	611428993	610524080	610524080	0.010	0.14800	15.00000	Averaged
12 Heptachlor epoxide	531677349	541694960	541694960	0.010	-1.88415	15.00000	Averaged
13 gamma-Chlordane	553404176	544716160	544716160	0.010	1.56992	15.00000	Averaged
14 alpha-Chlordane	539551408	536287320	536287320	0.010	0.60496	15.00000	Averaged
15 Endosulfan I	493463663	503152480	503152480	0.010	-1.96343	15.00000	Averaged
16 4,4'-DDE	527235452	519649920	519649920	0.010	1.43874	15.00000	Averaged
17 Dieldrin	529245705	531322800	531322800	0.010	-0.39246	15.00000	Averaged
18 Endrin	477895275	485184400	485184400	0.010	-1.52526	15.00000	Averaged
20 4,4'-DDD	370827930	377962960	377962960	0.010	-1.92408	15.00000	Averaged
22 Endosulfan II	454046637	457005680	457005680	0.010	-0.65170	15.00000	Averaged
23 4,4'-DDT	307191769	304955000	304955000	0.010	0.72813	15.00000	Averaged
25 Endrin aldehyde	328186202	342974480	342974480	0.010	-4.50606	15.00000	Averaged
27 Methoxychlor	60234066	64103760	64103760	0.010	-6.42443	15.00000	Averaged
28 Endosulfan sulfate	375635182	380218840	380218840	0.010	-1.22024	15.00000	Averaged
29 Endrin ketone	385836035	401375840	401375840	0.010	-4.02757	15.00000	Averaged
$ 30 Decachlorobiphenyl	323350123	361587240	361587240	0.010	-11.82530	15.00000	Averaged

Average %D / Drift Results.

Calculated Average %D/Drift = 2.45479
Maximun Average %D/Drift = 15.00000
* Passed Average %D/Drift Test.

TestAmerica North Canton

PESTICIDES 8081/608

Data file : \\cansvr11\dd\chem\GCS\a2hp9.i\90415-1.b\024F2401.D
Lab Smp Id: AB3 G004
Inj Date : 15-APR-2009 19:27
Operator : 093905 Inst ID: a2hp9.i
Smp Info : AB3 G004,,2
Misc Info :
Comment :
Method : \\cansvr11\dd\chem\GCS\a2hp9.i\90415-1.b\PEST9.m
Meth Date : 16-Apr-2009 06:18 vandorenc Quant Type: ESTD
Cal Date : 06-APR-2009 20:44 Cal File: 013F1301.D
Als bottle: 24 Continuing Calibration Sample
Dil Factor: 1.00000
Integrator: Falcon Compound Sublist: 1-ab.sub
Target Version: 4.14 Sample Matrix: None
Processing Host: CANPGCSV23

				AMOUNTS			
				CAL-AMT	ON-COL		
RT	EXP RT	DLT RT	RESPONSE	(ng)	(ng)	TARGET RANGE	RATIO
$ 1 Tetrachloro-m-xylene						CAS #: 877-09-8	
3.790	3.790	0.000	10485014	0.02500	0.02510		
4 alpha-BHC						CAS #: 319-84-6	
4.491	4.491	0.000	17712676	0.02500	0.02551		
5 gamma-BHC (Lindane)						CAS #: 58-89-9	
4.910	4.910	0.000	16318424	0.02500	0.02562		
6 beta-BHC						CAS #: 319-85-7	
5.057	5.057	0.000	6353782	0.02500	0.02511		
7 delta-BHC						CAS #: 319-86-8	
5.304	5.304	0.000	15544156	0.02500	0.02539		
8 Heptachlor						CAS #: 76-44-8	
5.629	5.629	0.000	15318571	0.02500	0.02656		
10 Aldrin						CAS #: 309-00-2	
6.156	6.156	0.000	15263102	0.02500	0.02496		
12 Heptachlor epoxide						CAS #: 1024-57-3	
7.593	7.593	0.000	13542374	0.02500	0.02547		
13 gamma-Chlordane						CAS #: 5103-74-2	
7.898	7.898	0.000	13617904	0.02500	0.02461		
14 alpha-Chlordane						CAS #: 5103-71-9	
8.213	8.213	0.000	13407183	0.02500	0.02485		

```
--------------------------------------------------------------------------------
   15 Endosulfan I                                CAS #: 959-98-8
8.469    8.469    0.000        12578812 0.02500  0.02549
--------------------------------------------------------------------------------
```

				AMOUNTS			
				CAL-AMT	ON-COL		
RT	EXP RT	DLT RT	RESPONSE	(ng)	(ng)	TARGET RANGE	RATIO
16 4,4'-DDE					CAS #: 72-55-9		
8.546	8.546	0.000	12991248	0.02500	0.02464		
17 Dieldrin					CAS #: 60-57-1		
8.984	8.984	0.000	13283070	0.02500	0.02510		
18 Endrin					CAS #: 72-20-8		
9.408	9.408	0.000	12129610	0.02500	0.02538		
20 4,4'-DDD					CAS #: 72-54-8		
9.726	9.726	0.000	9449074	0.02500	0.02548		
22 Endosulfan II					CAS #: 33213-65-9		
9.830	9.830	0.000	11425142	0.02500	0.02516		
23 4,4'-DDT					CAS #: 50-29-3		
10.214	10.214	0.000	7623875	0.02500	0.02482		
25 Endrin aldehyde					CAS #: 7421-93-4		
10.582	10.582	0.000	8574362	0.02500	0.02613		
27 Methoxychlor					CAS #: 72-43-5		
11.113	11.113	0.000	1602594	0.02500	0.02661		
28 Endosulfan sulfate					CAS #: 1031-07-8		
11.282	11.282	0.000	9505471	0.02500	0.02530		
29 Endrin ketone					CAS #: 53494-70-5		
11.673	11.673	0.000	10034396	0.02500	0.02601		
$ 30 Decachlorobiphenyl					CAS #: 2051-24-3		
13.232	13.232	0.000	9039681	0.02500	0.02796		

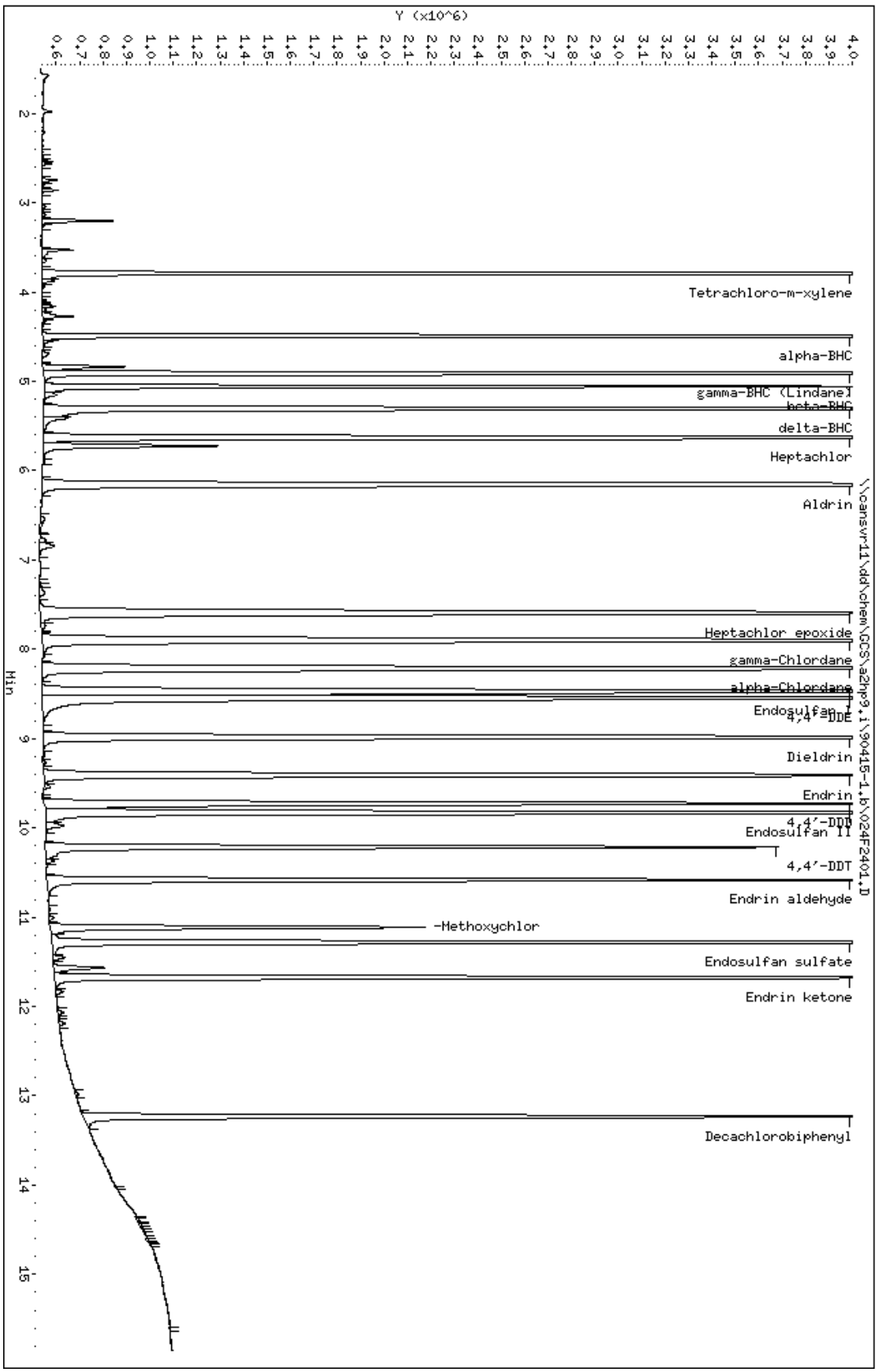

Data File: \\cansvr11\dd\chem\GCS\a2hp9.i\90415-1.b\024F2401.D
Date : 15-APR-2009 19:27
Client ID:
Sample Info: AB3 G004,,2
Column phase: clp pesticides I

Instrument: a2hp9.i
Operator: 093905
Column diameter: 0.53

COMPOUNDS and EXP. RT REPORT

Operator: 093905 Date Acquired: 15-APR-2009 19:27
Data File: //cansvr11/dd/chem/GCS/a2hp9.i/90415-1.b/024F2401.D
Lab Sample ID: AB3 G004
Misc. Info:
Instrument: a2hp9.i
Method: \\cansvr11\dd\chem\GCS\a2hp9.i\90415-1.b\PEST9.m
Dilution Factor: 1

Compound	RT	Area	Amount	Conc
1) Tetrachloro-m-xylene	3.791	10485014	0.025	0.025
4) alpha-BHC	4.491	17712676	0.026	0.026
5) gamma-BHC (Lindane)	4.911	16318424	0.026	0.026
6) beta-BHC	5.057	6353782	0.025	0.025
7) delta-BHC	5.305	15544156	0.025	0.025
8) Heptachlor	5.630	15318571	0.027	0.027
10) Aldrin	6.156	15263102	0.025	0.025
12) Heptachlor epoxide	7.593	13542374	0.025	0.025
13) gamma-Chlordane	7.898	13617904	0.025	0.025
14) alpha-Chlordane	8.214	13407183	0.025	0.025
15) Endosulfan I	8.470	12578812	0.025	0.025
16) 4,4'-DDE	8.546	12991248	0.025	0.025
17) Dieldrin	8.985	13283070	0.025	0.025
18) Endrin	9.409	12129610	0.025	0.025
20) 4,4'-DDD	9.726	9449074	0.025	0.025
22) Endosulfan II	9.831	11425142	0.025	0.025
23) 4,4'-DDT	10.215	7623875	0.025	0.025
25) Endrin aldehyde	10.582	8574362	0.026	0.026
27) Methoxychlor	11.113	3816215	0.027	0.027
28) Endosulfan sulfate	11.282	9505471	0.025	0.025
29) Endrin ketone	11.674	10034396	0.026	0.026
30) Decachlorobiphenyl	13.232	9039681	0.028	0.028

TestAmerica North Canton

RECOVERY REPORT

Client Name: Client SDG: SDGa00713
Sample Matrix: LIQUID Fraction: Pesticides
Lab Smp Id: MRL
Level: LOW Operator: 093905
Data Type: GC MULTI COMP SampleType: MRL
SpikeList File: MRL.spk Quant Type: ESTD
Sublist File: mrl.sub
Method File: \\cansvr11\dd\chem\GCS\a2hp9.i\90415-1.b\PEST9.m
Misc Info:

SPIKE COMPOUND	AMOUNT ADDED ng	AMOUNT RECOVERED ng	% RECOVERED	LIMITS
4 alpha-BHC	0.005000	0.004978	99.56	70-130
5 gamma-BHC (Lindane	0.005000	0.005240	104.81	70-130
6 beta-BHC	0.005000	0.005918	118.35	70-130
7 delta-BHC	0.005000	0.005147	102.94	70-130
8 Heptachlor	0.005000	0.005770	115.39	70-130
10 Aldrin	0.005000	0.005266	105.32	70-130
12 Heptachlor epoxide	0.005000	0.005696	113.93	70-130
13 gamma-Chlordane	0.005000	0.005500	110.01	70-130
14 alpha-Chlordane	0.005000	0.005597	111.93	70-130
15 Endosulfan I	0.005000	0.005788	115.76	70-130
16 4,4'-DDE	0.005000	0.005294	105.89	70-130
17 Dieldrin	0.005000	0.005410	108.21	70-130
18 Endrin	0.005000	0.005725	114.50	70-130
20 4,4'-DDD	0.005000	0.005665	113.30	70-130
22 Endosulfan II	0.005000	0.005995	119.90	70-130
23 4,4'-DDT	0.005000	0.005235	104.70	70-130
25 Endrin aldehyde	0.005000	0.006372	127.45	70-130
27 Methoxychlor	0.005000	0.006435	128.70	70-130
28 Endosulfan sulfate	0.005000	0.005878	117.55	70-130
29 Endrin ketone	0.005000	0.006120	122.39	70-130

TestAmerica North Canton

PESTICIDES 8081/608

Data file : \\cansvr11\dd\chem\GCS\a2hp9.i\90415-1.b\025F2501.D
Lab Smp Id: MRL
Inj Date : 15-APR-2009 19:50
Operator : 093905 Inst ID: a2hp9.i
Smp Info : MRL
Misc Info :
Comment :
Method : \\cansvr11\dd\chem\GCS\a2hp9.i\90415-1.b\PEST9.m
Meth Date : 16-Apr-2009 06:18 vandorenc Quant Type: ESTD
Cal Date : 06-APR-2009 20:44 Cal File: 013F1301.D
Als bottle: 25 QC Sample: MRL
Dil Factor: 1.00000
Integrator: Falcon Compound Sublist: mrl.sub
Target Version: 4.14 Sample Matrix: WATER
Processing Host: CANPGCSV23

Concentration Formula: Amt * DF * Vt/Vo/Vi * CpndVariable

Name	Value	Description
DF	1.000	Dilution Factor
Vt	1.000	Volume of final extract (uL)
Vo	1.000	Volume of sample extracted (mL)
Vi	1.000	Volume injected
Cpnd Variable		Local Compound Variable

RT	EXP RT	DLT RT	RESPONSE	CONCENTRATIONS ON-COL (ng)	CONCENTRATIONS FINAL (ug/L)	TARGET RANGE	RATIO
4 alpha-BHC					CAS #: 319-84-6		
4.491	4.491	0.000	3456283	0.00498	0.004978		
5 gamma-BHC (Lindane)					CAS #: 58-89-9		
4.911	4.910	0.001	3338093	0.00524	0.005240		
6 beta-BHC					CAS #: 319-85-7		
5.058	5.057	0.001	1497210	0.00592	0.005918		
7 delta-BHC					CAS #: 319-86-8		
5.305	5.304	0.001	3151622	0.00515	0.005147		
8 Heptachlor					CAS #: 76-44-8		
5.630	5.629	0.001	3327302	0.00577	0.005770		
10 Aldrin					CAS #: 309-00-2		
6.156	6.156	0.000	3219778	0.00527	0.005266		

```
--------------------------------------------------------------------------------
   12 Heptachlor epoxide                          CAS #: 1024-57-3
7.592    7.593   -0.001         3028701 0.00570  0.005696
--------------------------------------------------------------------------------
```

RT	EXP RT	DLT RT	RESPONSE	CONCENTRATIONS ON-COL (ng)	CONCENTRATIONS FINAL (ug/L)	TARGET RANGE	RATIO
13 gamma-Chlordane					CAS #: 5103-74-2		
7.899	7.898	0.001	3044041	0.00550	0.005500		
14 alpha-Chlordane					CAS #: 5103-71-9		
8.215	8.213	0.002	3019720	0.00560	0.005597		
15 Endosulfan I					CAS #: 959-98-8		
8.471	8.469	0.002	2856254	0.00579	0.005788		
16 4,4'-DDE					CAS #: 72-55-9		
8.545	8.546	-0.001	2791430	0.00529	0.005294		
17 Dieldrin					CAS #: 60-57-1		
8.984	8.984	0.000	2863418	0.00541	0.005410		
18 Endrin					CAS #: 72-20-8		
9.410	9.408	0.002	2736009	0.00573	0.005725		
20 4,4'-DDD					CAS #: 72-54-8		
9.727	9.726	0.001	2100820	0.00567	0.005665		
22 Endosulfan II					CAS #: 33213-65-9		
9.831	9.830	0.001	2722104	0.00600	0.005995		
23 4,4'-DDT					CAS #: 50-29-3		
10.214	10.214	0.000	1608174	0.00524	0.005235		
25 Endrin aldehyde					CAS #: 7421-93-4		
10.582	10.582	0.000	2091399	0.00637	0.006372		
27 Methoxychlor					CAS #: 72-43-5		
11.114	11.113	0.001	387613	0.00644	0.006435		
28 Endosulfan sulfate					CAS #: 1031-07-8		
11.281	11.282	-0.001	2207876	0.00588	0.005878		
29 Endrin ketone					CAS #: 53494-70-5		
11.675	11.673	0.002	2361158	0.00612	0.006120		

Data File: \\cansvr11\dd\chem\GCS\a2hp9.i\90415-1.b\025F2501.D

Date : 15-APR-2009 19:50

Client ID:

Instrument: a2hp9.i

Sample Info: MRL

Volume Injected (uL): 1.0

Operator: 093905

Column phase: clp pesticides I

Column diameter: 0.53

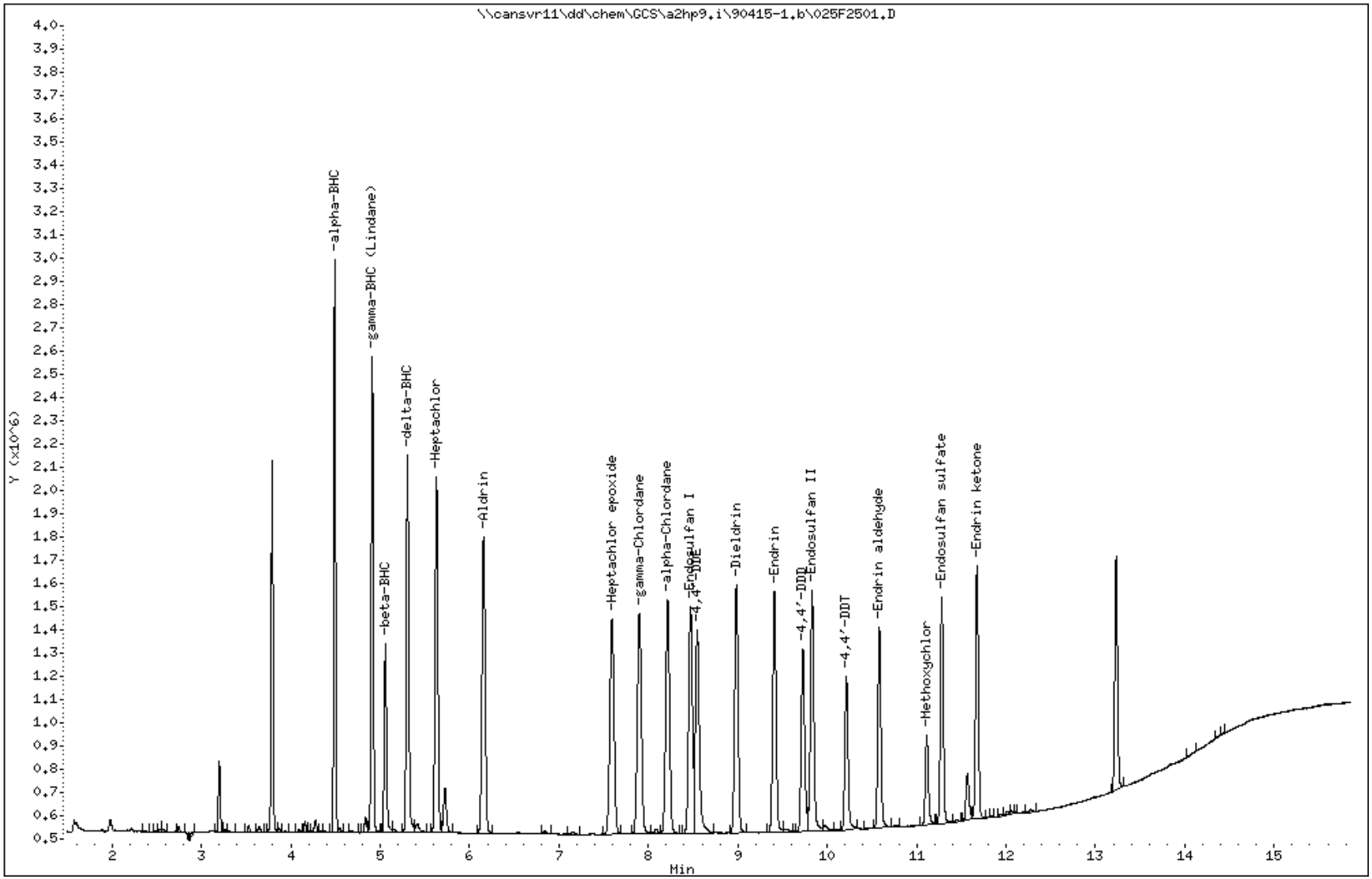

TestAmerica North Canton

CONTINUING CALIBRATION COMPOUNDS

Instrument ID: a2hp9.i Injection Date: 15-APR-2009 23:11
Lab File ID: 033F3301.D Init. Cal. Date(s): 05-APR-2009 14-APR-2009
Analysis Type: Init. Cal. Times: 22:16 16:00
Lab Sample ID: AB3 G004 Quant Type: ESTD
Method: \\cansvr11\dd\chem\GCS\a2hp9.i\90415-1.b\PEST9.m

COMPOUND	RRF / AMOUNT	RF0.025	CCAL RRF0.025	MIN RRF	%D / %DRIFT	MAX %D / %DRIFT	CURVE TYPE
$ 1 Tetrachloro-m-xylene	417712843	422750480	422750480	0.000	-1.20600	15.00000	Averaged
4 alpha-BHC	694304968	714377360	714377360	0.010	-2.89101	15.00000	Averaged
5 gamma-BHC (Lindane)	636982618	665146120	665146120	0.010	-4.42139	15.00000	Averaged
6 beta-BHC	253010576	262318080	262318080	0.010	-3.67870	15.00000	Averaged
7 delta-BHC	612304670	637339160	637339160	0.010	-4.08857	15.00000	Averaged
8 Heptachlor	576687687	626745640	626745640	0.010	-8.68025	15.00000	Averaged
10 Aldrin	611428993	615679560	615679560	0.010	-0.69519	15.00000	Averaged
12 Heptachlor epoxide	531677349	545329640	545329640	0.010	-2.56778	15.00000	Averaged
13 gamma-Chlordane	553404176	554255000	554255000	0.010	-0.15374	15.00000	Averaged
14 alpha-Chlordane	539551408	542514480	542514480	0.010	-0.54917	15.00000	Averaged
15 Endosulfan I	493463663	509075880	509075880	0.010	-3.16380	15.00000	Averaged
16 4,4'-DDE	527235452	519869120	519869120	0.010	1.39716	15.00000	Averaged
17 Dieldrin	529245705	537569520	537569520	0.010	-1.57277	15.00000	Averaged
18 Endrin	477895275	494054680	494054680	0.010	-3.38137	15.00000	Averaged
20 4,4'-DDD	370827930	385786080	385786080	0.010	-4.03372	15.00000	Averaged
22 Endosulfan II	454046637	453369160	453369160	0.010	0.14921	15.00000	Averaged
23 4,4'-DDT	307191769	305500520	305500520	0.010	0.55055	15.00000	Averaged
25 Endrin aldehyde	328186202	348320640	348320640	0.010	-6.13507	15.00000	Averaged
27 Methoxychlor	60234066	67881360	67881360	0.010	-12.69596	15.00000	Averaged
28 Endosulfan sulfate	375635182	385440360	385440360	0.010	-2.61029	15.00000	Averaged
29 Endrin ketone	385836035	407556800	407556800	0.010	-5.62953	15.00000	Averaged
$ 30 Decachlorobiphenyl	323350123	365908240	365908240	0.010	-13.16162	15.00000	Averaged

Average %D / Drift Results.

Calculated Average %D/Drift = 3.79149
Maximun Average %D/Drift = 15.00000
* Passed Average %D/Drift Test.

TestAmerica North Canton

PESTICIDES 8081/608

Data file : \\cansvr11\dd\chem\GCS\a2hp9.i\90415-1.b\033F3301.D
Lab Smp Id: AB3 G004
Inj Date : 15-APR-2009 23:11
Operator : 093905 Inst ID: a2hp9.i
Smp Info : AB3 G004,,2
Misc Info : 1-AB.SUB
Comment :
Method : \\cansvr11\dd\chem\GCS\a2hp9.i\90415-1.b\PEST9.m
Meth Date : 16-Apr-2009 06:20 vandorenc Quant Type: ESTD
Cal Date : 06-APR-2009 20:44 Cal File: 013F1301.D
Als bottle: 33 Continuing Calibration Sample
Dil Factor: 1.00000
Integrator: Falcon Compound Sublist: 1-AB.SUB
Target Version: 4.14 Sample Matrix: None
Processing Host: CANPGCSV23

				AMOUNTS			
				CAL-AMT	ON-COL		
RT	EXP RT	DLT RT	RESPONSE	(ng)	(ng)	TARGET RANGE	RATIO
$ 1 Tetrachloro-m-xylene						CAS #: 877-09-8	
3.790	3.790	0.000	10568762	0.02500	0.02530		
4 alpha-BHC						CAS #: 319-84-6	
4.490	4.490	0.000	17859434	0.02500	0.02572		
5 gamma-BHC (Lindane)						CAS #: 58-89-9	
4.910	4.910	0.000	16628653	0.02500	0.02610		
6 beta-BHC						CAS #: 319-85-7	
5.057	5.057	0.000	6557952	0.02500	0.02592		
7 delta-BHC						CAS #: 319-86-8	
5.304	5.304	0.000	15933479	0.02500	0.02602		
8 Heptachlor						CAS #: 76-44-8	
5.628	5.628	0.000	15668641	0.02500	0.02717		
10 Aldrin						CAS #: 309-00-2	
6.155	6.155	0.000	15391989	0.02500	0.02517		
12 Heptachlor epoxide						CAS #: 1024-57-3	
7.591	7.591	0.000	13633241	0.02500	0.02564		
13 gamma-Chlordane						CAS #: 5103-74-2	
7.898	7.898	0.000	13856375	0.02500	0.02504		
14 alpha-Chlordane						CAS #: 5103-71-9	
8.213	8.213	0.000	13562862	0.02500	0.02514		

```
--------------------------------------------------------------------------------
   15 Endosulfan I                                CAS #: 959-98-8
8.470    8.470    0.000        12726897 0.02500  0.02579
--------------------------------------------------------------------------------
```

				AMOUNTS			
				CAL-AMT	ON-COL		
RT	EXP RT	DLT RT	RESPONSE	(ng)	(ng)	TARGET RANGE	RATIO
16 4,4'-DDE					CAS #: 72-55-9		
8.544	8.544	0.000	12996728	0.02500	0.02465		
17 Dieldrin					CAS #: 60-57-1		
8.982	8.982	0.000	13439238	0.02500	0.02539		
18 Endrin					CAS #: 72-20-8		
9.409	9.409	0.000	12351367	0.02500	0.02584		
20 4,4'-DDD					CAS #: 72-54-8		
9.726	9.726	0.000	9644652	0.02500	0.02601		
22 Endosulfan II					CAS #: 33213-65-9		
9.831	9.831	0.000	11334229	0.02500	0.02496		
23 4,4'-DDT					CAS #: 50-29-3		
10.213	10.213	0.000	7637513	0.02500	0.02486		
25 Endrin aldehyde					CAS #: 7421-93-4		
10.582	10.582	0.000	8708016	0.02500	0.02653		
27 Methoxychlor					CAS #: 72-43-5		
11.112	11.112	0.000	1697034	0.02500	0.02817		
28 Endosulfan sulfate					CAS #: 1031-07-8		
11.282	11.282	0.000	9636009	0.02500	0.02565		
29 Endrin ketone					CAS #: 53494-70-5		
11.674	11.674	0.000	10188920	0.02500	0.02641		
$ 30 Decachlorobiphenyl					CAS #: 2051-24-3		
13.230	13.230	0.000	9147706	0.02500	0.02829		

Data File: \\cansvr11\dd\chem\GCS\a2hp9.i\90415-1.b\033F3301.D

Date : 15-APR-2009 23:11

Client ID:

Instrument: a2hp9.i

Sample Info: AB3 G004,,2

Operator: 093905

Column phase: clp pesticides I

Column diameter: 0.53

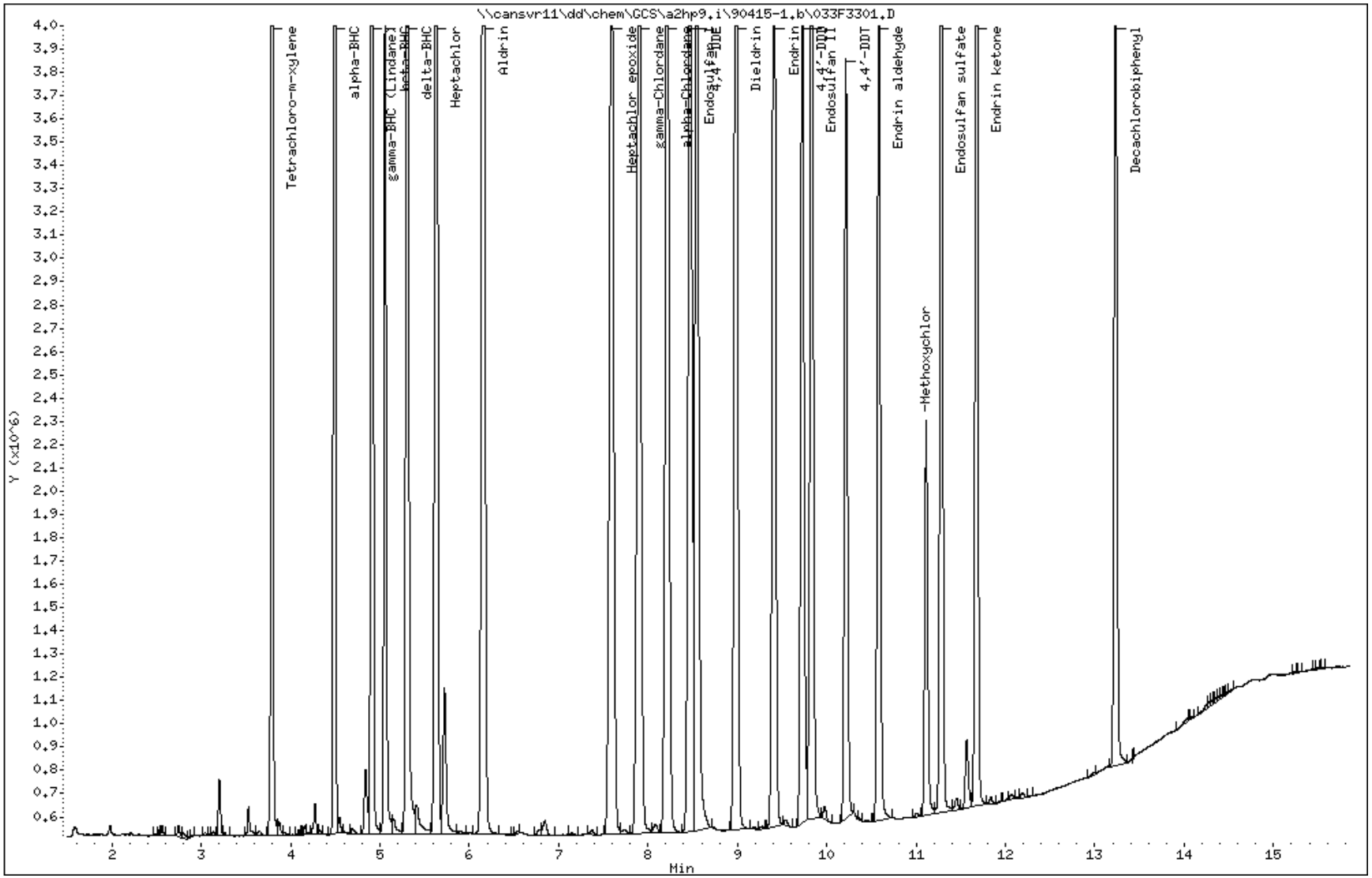

COMPOUNDS and EXP. RT REPORT

Operator: 093905 Date Acquired: 15-APR-2009 23:11
Data File: //cansvr11/dd/chem/GCS/a2hp9.i/90415-1.b/033F3301.D
Lab Sample ID: AB3 G004
Misc. Info: 1-AB.SUB
Instrument: a2hp9.i
Method: \\cansvr11\dd\chem\GCS\a2hp9.i\90415-1.b\PEST9.m
Dilution Factor: 1

Compound	RT	Area	Amount	Conc
1) Tetrachloro-m-xylene	3.790	10568762	0.025	0.025
4) alpha-BHC	4.490	17859434	0.026	0.026
5) gamma-BHC (Lindane)	4.910	16628653	0.026	0.026
6) beta-BHC	5.057	6557952	0.026	0.026
7) delta-BHC	5.305	15933479	0.026	0.026
8) Heptachlor	5.629	15668641	0.027	0.027
10) Aldrin	6.155	15391989	0.025	0.025
12) Heptachlor epoxide	7.591	13633241	0.026	0.026
13) gamma-Chlordane	7.899	13856375	0.025	0.025
14) alpha-Chlordane	8.214	13562862	0.025	0.025
15) Endosulfan I	8.470	12726897	0.026	0.026
16) 4,4'-DDE	8.545	12996728	0.025	0.025
17) Dieldrin	8.983	13439238	0.025	0.025
18) Endrin	9.410	12351367	0.026	0.026
20) 4,4'-DDD	9.726	9644652	0.026	0.026
22) Endosulfan II	9.831	11334229	0.025	0.025
23) 4,4'-DDT	10.214	7637513	0.025	0.025
25) Endrin aldehyde	10.582	8708016	0.027	0.027
27) Methoxychlor	11.112	3948506	0.028	0.028
28) Endosulfan sulfate	11.282	9636009	0.026	0.026
29) Endrin ketone	11.675	10188920	0.026	0.026
30) Decachlorobiphenyl	13.230	9147706	0.028	0.028

TestAmerica North Canton

CONTINUING CALIBRATION COMPOUNDS

Instrument ID: a2hp9.i Injection Date: 16-APR-2009 02:09
Lab File ID: 040F4001.D Init. Cal. Date(s): 05-APR-2009 14-APR-2009
Analysis Type: Init. Cal. Times: 22:16 16:00
Lab Sample ID: TOX3 G098 Quant Type: ESTD
Method: \\cansvr11\dd\chem\GCS\a2hp9.i\90415-1.b\PEST9.m

COMPOUND	RRF / AMOUNT	RF0.025	CCAL RRF0.025	MIN RRF	%D / %DRIFT	MAX %D / %DRIFT	CURVE TYPE
24 Toxaphene(1)	4750957	4290510	4290510	0.010	9.69167	15.00000	Averaged
(2)	4337363	3891394	3891394	0.010	10.28203	15.00000	Averaged
(3)	5290738	4777948	4777948	0.010	9.69221	15.00000	Averaged
(4)	4193728	3735572	3735572	0.010	10.92479	15.00000	Averaged
(5)	2717760	2417615	2417615	0.010	11.04384	15.00000	Averaged

Average %D / Drift Results.

Calculated Average %D/Drift = 10.32691
Maximun Average %D/Drift = 15.00000
* Passed Average %D/Drift Test.

TestAmerica North Canton

PESTICIDES 8081/608

Data file : \\cansvr11\dd\chem\GCS\a2hp9.i\90415-1.b\040F4001.D
Lab Smp Id: TOX3 G098
Inj Date : 16-APR-2009 02:09
Operator : 093905 Inst ID: a2hp9.i
Smp Info : TOX3 G098,,2
Misc Info : 16-TOXAPH.SUB
Comment :
Method : \\cansvr11\dd\chem\GCS\a2hp9.i\90415-1.b\PEST9.m
Meth Date : 16-Apr-2009 06:23 vandorenc Quant Type: ESTD
Cal Date : 06-APR-2009 20:44 Cal File: 013F1301.D
Als bottle: 40 Continuing Calibration Sample
Dil Factor: 1.00000
Integrator: Falcon Compound Sublist: 16-TOXAPH.SUB
Target Version: 4.14 Sample Matrix: None
Processing Host: CANPGCSV23

				AMOUNTS			
				CAL-AMT	ON-COL		
RT	EXP RT	DLT RT	RESPONSE	(ng)	(ng)	TARGET RANGE	RATIO
24 Toxaphene					CAS #: 8001-35-2		
9.951	9.951	0.000	4290510	1.00000	0.9031	80.00- 120.00	100.00(M)
10.382	10.382	0.000	3891394	1.00000	0.8972	114.04- 154.04	90.70
11.093	11.093	0.000	4777948	1.00000	0.9031	115.64- 155.64	111.36
11.237	11.237	0.000	3735572	1.00000	0.8908	52.78- 92.78	87.07
11.644	11.644	0.000	2417615	1.00000	0.8896	69.36- 109.36	56.35
		Average of Peak Amounts =			0.89676		

QC Flag Legend

M - Compound response manually integrated.

Data File: \\cansvr11\dd\chem\GCS\a2hp9.i\90415-1.b\040F4001.D

Page 1

Date : 16-APR-2009 02:09

Client ID:

Instrument: a2hp9.i

Sample Info: TOX3 G098,,2

Operator: 093905

Column phase: clp pesticides I

Column diameter: 0.53

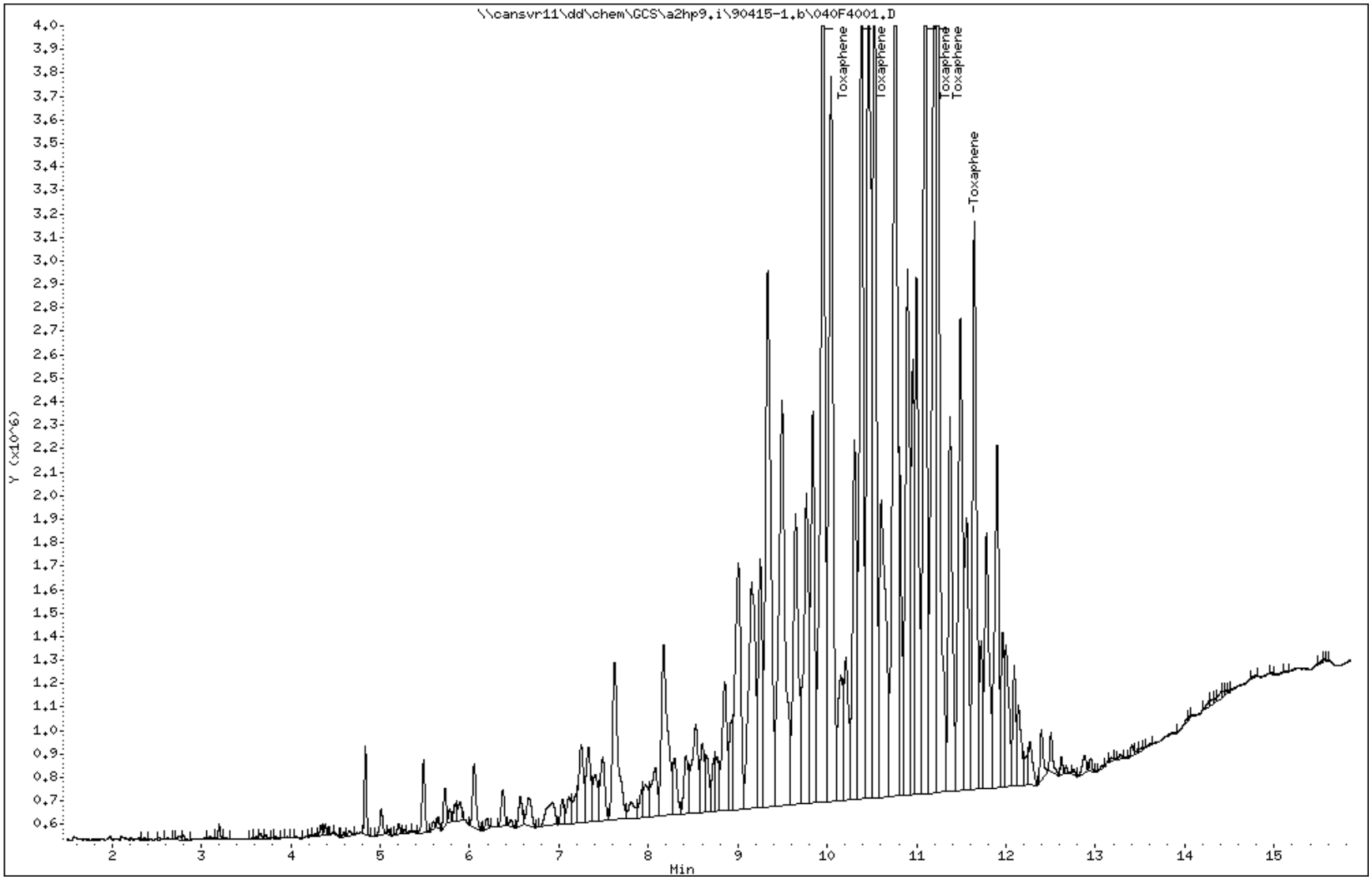

COMPOUNDS and EXP. RT REPORT

Operator: 093905 Date Acquired: 16-APR-2009 02:09
Data File: \\cansvr11\dd\chem\GCS\a2hp9.i\90415-1.b\040F4001.D
Lab Sample ID: TOX3 G098
Misc. Info: 16-TOXAPH.SUB
Instrument: a2hp9.i
Method: \\cansvr11\dd\chem\GCS\a2hp9.i\90415-1.b\PEST9.m
Dilution Factor: 1

Compound	RT	Area	Amount	Conc
24) Toxaphene	9.952	13625185	0.903	0.903

Data File Name: 040F4001.D
Inj. Date and Time: 16-APR-2009 02:09
Instrument ID: a2hp9.i
Client ID:
Compound Name: Toxaphene
CAS #: 8001-35-2
Report Date: 04/16/2009

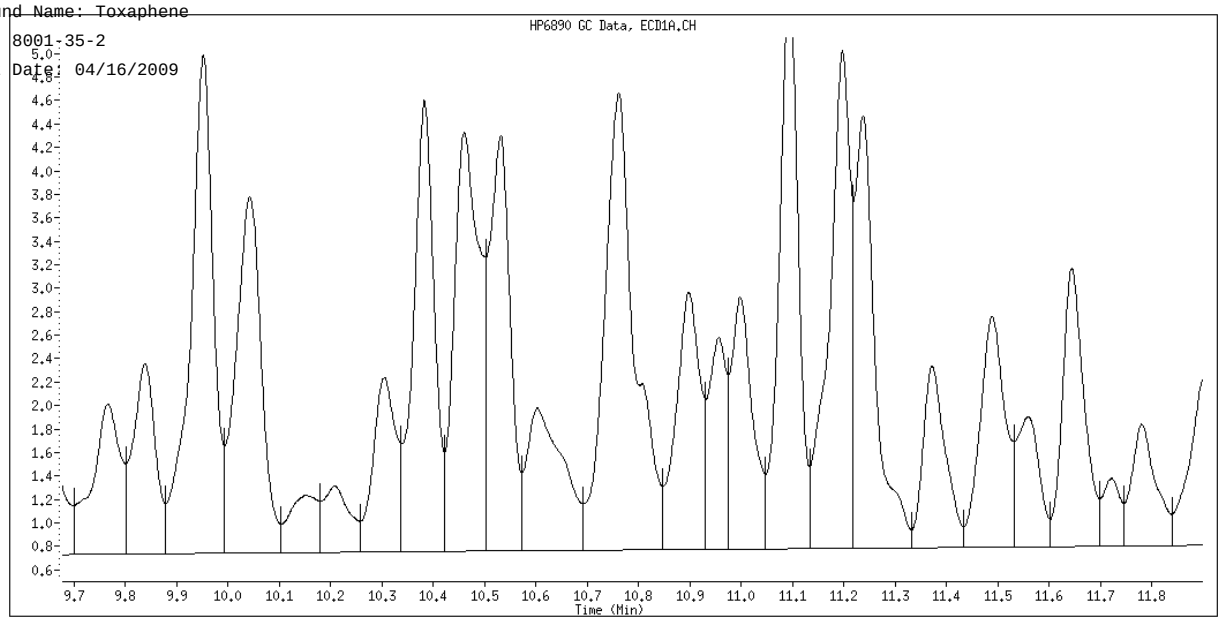

Original Integration

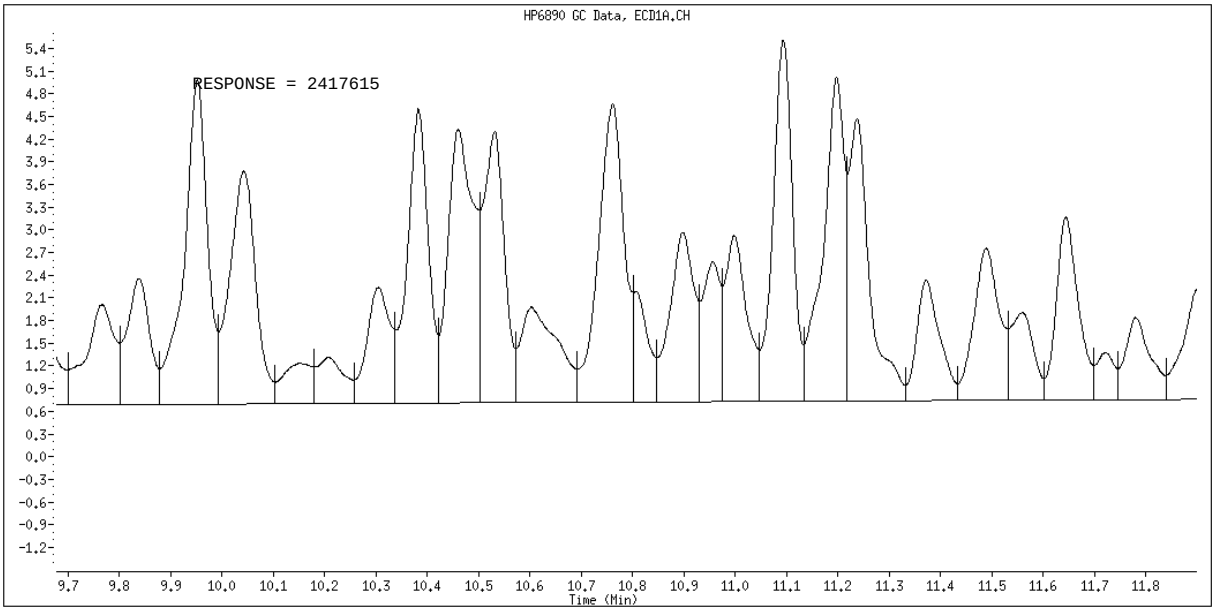

Manual Integration

Manually Integrated By: vandorenc
Manual Integration Reason: Manually Assigned

TestAmerica North Canton

CONTINUING CALIBRATION COMPOUNDS

Instrument ID: a2hp9.i Injection Date: 16-APR-2009 02:32
Lab File ID: 041F4101.D Init. Cal. Date(s): 05-APR-2009 14-APR-2009
Analysis Type: Init. Cal. Times: 22:16 16:00
Lab Sample ID: TC3 G025 Quant Type: ESTD
Method: \\cansvr11\dd\chem\GCS\a2hp9.i\90415-1.b\PEST9.m

COMPOUND	RRF / AMOUNT	RF0.025	CCAL RRF0.025	MIN RRF	%D / %DRIFT	MAX %D / %DRIFT	CURVE TYPE
9 Tech Chlordane(1)	10941877	9982560	9982560	0.010	8.76739	15.00000	Averaged
(2)	9353728	8559400	8559400	0.010	8.49210	15.00000	Averaged
(3)	20160994	18079530	18079530	0.010	10.32421	15.00000	Averaged
(4)	31753553	28924190	28924190	0.010	8.91038	15.00000	Averaged

Average %D / Drift Results.
Calculated Average %D/Drift = 9.12352
Maximun Average %D/Drift = 15.00000
* Passed Average %D/Drift Test.

TestAmerica North Canton

PESTICIDES 8081/608

Data file : \\cansvr11\dd\chem\GCS\a2hp9.i\90415-1.b\041F4101.D
Lab Smp Id: TC3 G025
Inj Date : 16-APR-2009 02:32
Operator : 093905 Inst ID: a2hp9.i
Smp Info : TC3 G025,,2
Misc Info : 15-TECHLOR.SUB
Comment :
Method : \\cansvr11\dd\chem\GCS\a2hp9.i\90415-1.b\PEST9.m
Meth Date : 16-Apr-2009 06:23 vandorenc Quant Type: ESTD
Cal Date : 06-APR-2009 20:44 Cal File: 013F1301.D
Als bottle: 41 Continuing Calibration Sample
Dil Factor: 1.00000
Integrator: Falcon Compound Sublist: 15-TECHLOR.SUB
Target Version: 4.14 Sample Matrix: None
Processing Host: CANPGCSV23

				AMOUNTS			
				CAL-AMT	ON-COL		
RT	EXP RT	DLT RT	RESPONSE	(ng)	(ng)	TARGET RANGE	RATIO
9 Tech Chlordane					CAS #: 57-74-9		
5.497	5.497	0.000	998256	0.10000	0.09123	0.00- 20.00	100.00(M)
6.494	6.494	0.000	855940	0.10000	0.09151	0.00- 20.00	85.74
7.898	7.898	0.000	1807953	0.10000	0.08968	0.00- 20.00	181.11
8.209	8.209	0.000	2892419	0.10000	0.09109	0.00- 20.00	289.75
		Average of Peak Amounts =			0.09088		

QC Flag Legend

M - Compound response manually integrated.

Data File: \\cansvr11\dd\chem\GCS\a2hp9.i\90415-1.b\041F4101.D

Page 1

Date : 16-APR-2009 02:32

Client ID:

Instrument: a2hp9.i

Sample Info: TC3 G025,,2

Operator: 093905

Column phase: clp pesticides I

Column diameter: 0.53

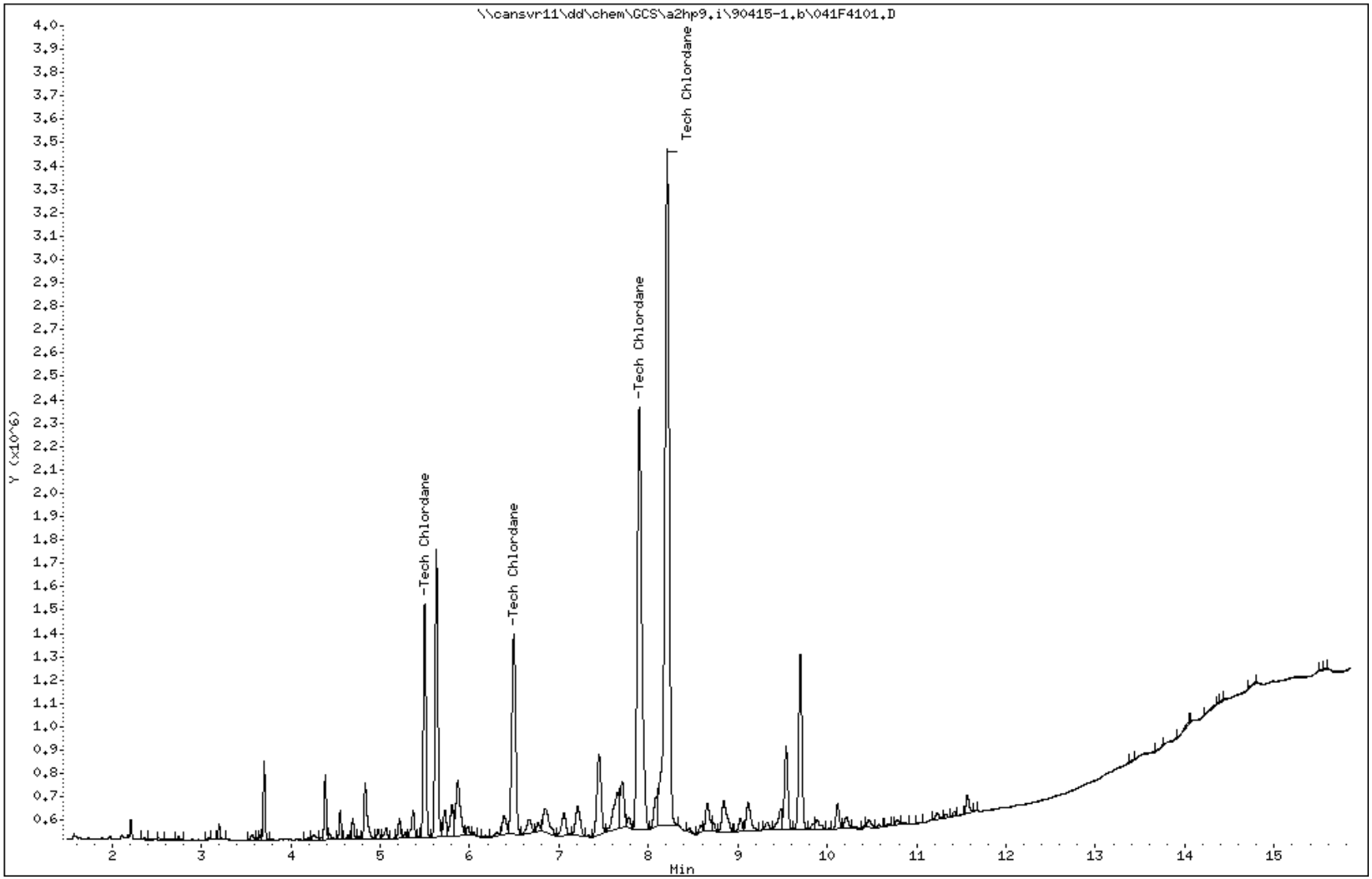

COMPOUNDS and EXP. RT REPORT

Operator: 093905 Date Acquired: 16-APR-2009 02:32
Data File: \\cansvr11\dd\chem\GCS\a2hp9.i\90415-1.b\041F4101.D
Lab Sample ID: TC3 G025
Misc. Info: 15-TECHLOR.SUB
Instrument: a2hp9.i
Method: \\cansvr11\dd\chem\GCS\a2hp9.i\90415-1.b\PEST9.m
Dilution Factor: 1

Compound	RT	Area	Amount	Conc
9) Tech Chlordane	5.498	2060643	0.091	0.091

Data File Name: 041F4101.D
Inj. Date and Time: 16-APR-2009 02:32
Instrument ID: a2hp9.i
Client ID:
Compound Name: Tech Chlordane
CAS #: 57-74-9
Report Date: 04/16/2009

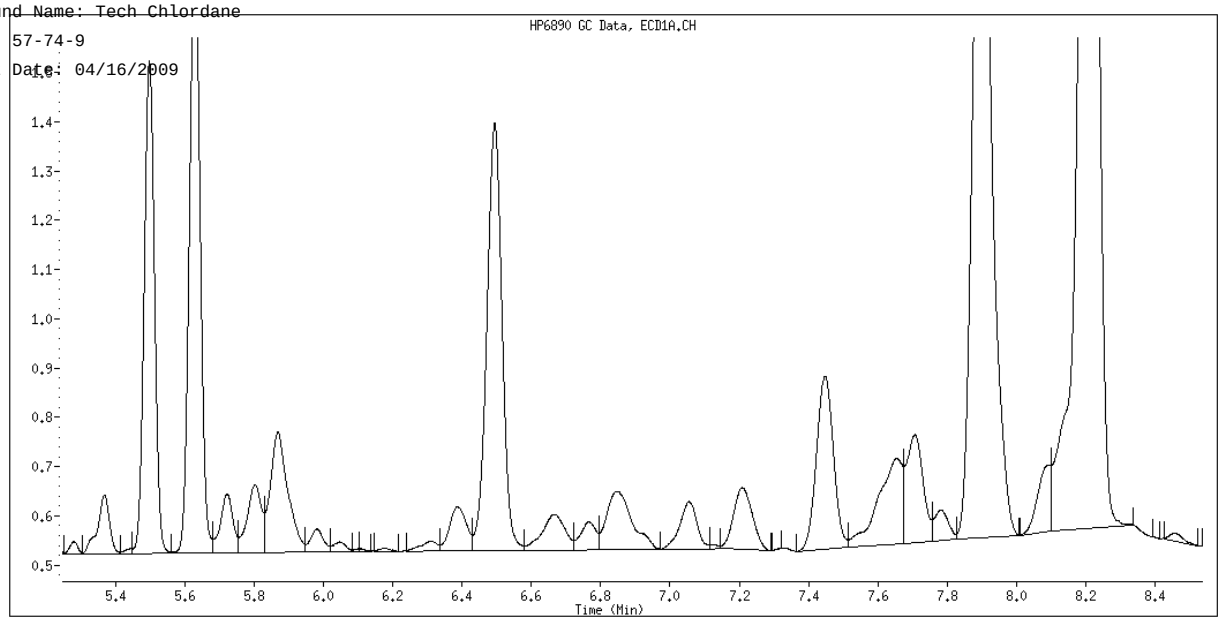

Original Integration

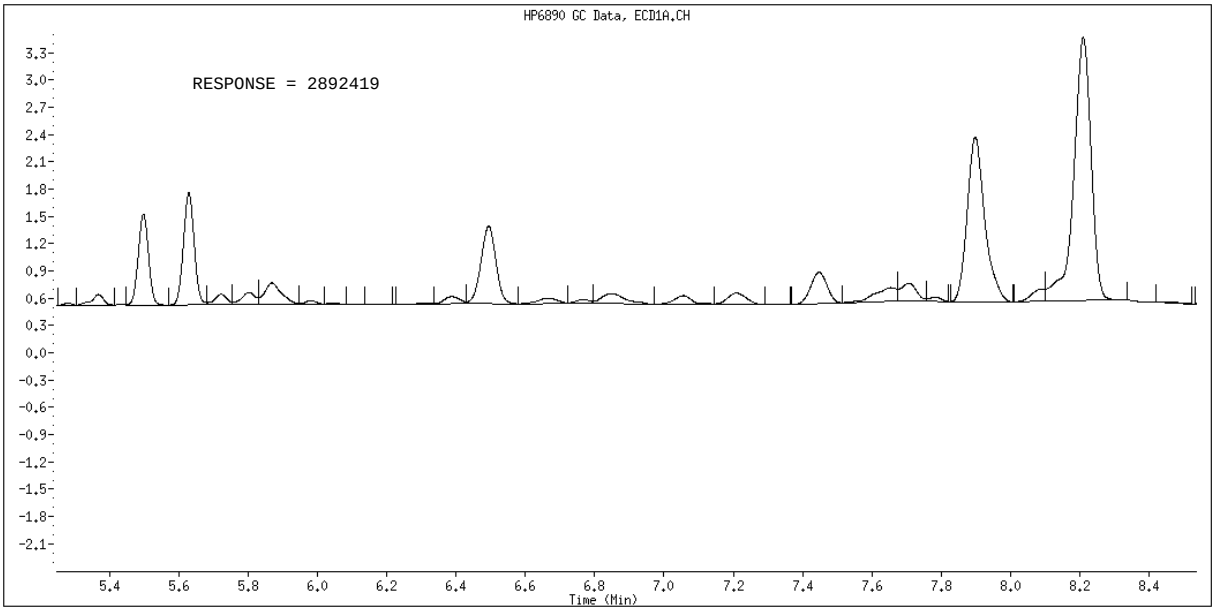

Manual Integration

Manually Integrated By: vandorenc
Manual Integration Reason: Manually Assigned

Data File: \\cansvr11\dd\chem\GCS\a2hp9.i\90415-1.b/042F4201.D
Report Date: 04/16/2009

EVALB Degradation Report

Instrument ID: a2hp9.i Injection Date: 16-APR-2009 02:54
Lab File ID: 042F4201.D Lab Sample ID: PEM G087
Analysis Type: NONE Method File: \\cansvr11\dd\chem\GCS\a2hp9.i\90415-1.b\PES

4,4'-DDT Degradation

RT	Area	Compound
10.214	33446817	4,4'-DDT
8.5445	340753	4,4'-DDE
9.7262	2699852	4,4'-DDD

Percent Degradation of 4,4'-DDT: 8.33

Endrin Degradation

RT	Area	Compound
9.4087	22536805	Endrin
10.582	957635	Endrin aldehyde
11.675	1268070	Endrin ketone

Percent Degradation of Endrin: 8.99

TestAmerica North Canton

PESTICIDES 8081/608

Data file : \\cansvr11\dd\chem\GCS\a2hp9.i\90415-1.b\042F4201.D
Lab Smp Id: PEM G087
Inj Date : 16-APR-2009 02:54
Operator : 093905 Inst ID: a2hp9.i
Smp Info : PEM G087
Misc Info :
Comment   :
Method   : \\cansvr11\dd\chem\GCS\a2hp9.i\90415-1.b\PEST9.m
Meth Date : 16-Apr-2009 06:23 vandorenc Quant Type: ESTD
Cal Date : 06-APR-2009 20:44 Cal File: 013F1301.D
Als bottle: 42 QC Sample: PEM
Dil Factor: 1.00000
Integrator: Falcon Compound Sublist: 12-pem.sub
Target Version: 4.14 Sample Matrix: None
Processing Host: CANPGCSV23

RT	EXP RT	DLT RT	RESPONSE	CONCENTRATIONS ON-COL (ng)	CONCENTRATIONS FINAL (ng)	TARGET RANGE	RATIO
4 alpha-BHC						CAS #: 319-84-6	
4.490	4.490	0.000	6906548	0.00995	0.009947		
5 gamma-BHC (Lindane)						CAS #: 58-89-9	
4.910	4.910	0.000	6259690	0.00983	0.009827		
6 beta-BHC						CAS #: 319-85-7	
5.057	5.057	0.000	2562871	0.01013	0.01013		
16 4,4'-DDE						CAS #: 72-55-9	
8.544	8.544	0.000	340753	6e-004	0.0006463		
18 Endrin						CAS #: 72-20-8	
9.408	9.409	-0.001	22536805	0.04716	0.04716		
20 4,4'-DDD						CAS #: 72-54-8	
9.726	9.726	0.000	2699852	0.00728	0.007281		
22 Endosulfan II						CAS #: 33213-65-9	

Peaks not detected for Quant. or Qual. signal(s).

23 4,4'-DDT						CAS #: 50-29-3	
10.213	10.213	0.000	33446817	0.10888	0.1089		
25 Endrin aldehyde						CAS #: 7421-93-4	
10.582	10.582	0.000	957635	0.00292	0.002918		

```
   27 Methoxychlor                                CAS #: 72-43-5
11.111  11.112   -0.001        15362989 0.25505   0.2550
--------------------------------------------------------------------------------
   28 Endosulfan sulfate                          CAS #: 1031-07-8
11.279  11.282   -0.003          249455  7e-004  0.0006641
--------------------------------------------------------------------------------
```

RT	EXP RT	DLT RT	RESPONSE	CONCENTRATIONS ON-COL (ng)	FINAL (ng)	TARGET RANGE	RATIO
29 Endrin ketone					CAS #: 53494-70-5		
11.674	11.674	0.000	1268070	0.00329	0.003286		

Data File: \\cansvr11\dd\chem\GCS\a2hp9.i\90415-1.b\042F4201.D

Date : 16-APR-2009 02:54

Client ID:

Instrument: a2hp9.i

Sample Info: PEM G087

Operator: 093905

Column phase: clp pesticides I

Column diameter: 0.53

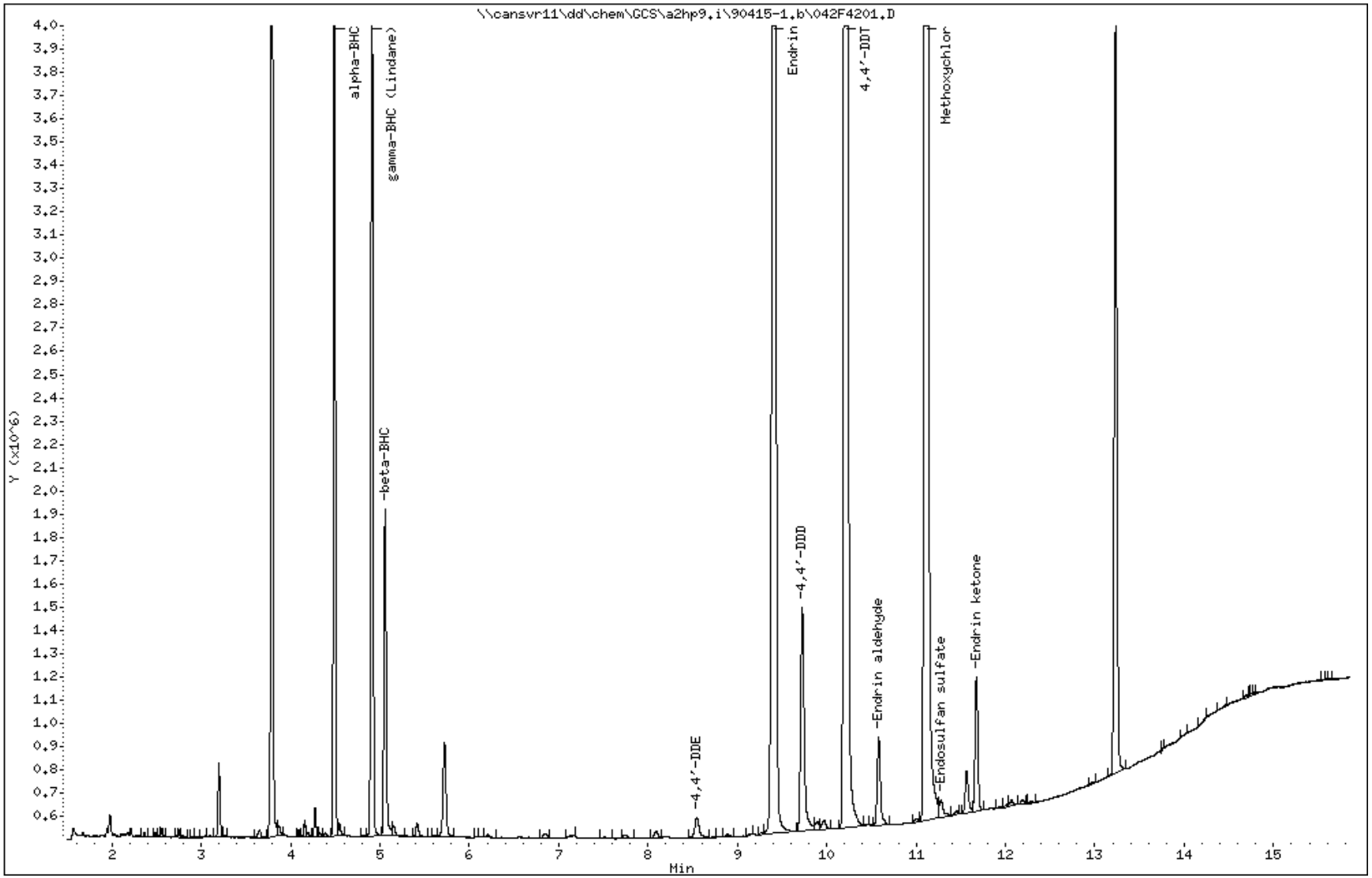

COMPOUNDS and EXP. RT REPORT

Operator: 093905 Date Acquired: 16-APR-2009 02:54
Data File: //cansvr11/dd/chem/GCS/a2hp9.i/90415-1.b/042F4201.D
Lab Sample ID: PEM G087
Misc. Info:
Instrument: a2hp9.i
Method: \\cansvr11\dd\chem\GCS\a2hp9.i\90415-1.b\PEST9.m
Dilution Factor: 1

Compound	RT	Area	Amount	Conc
9) Tech Chlordane	NOT DETECTED	Expected RT = 1.000		
1) Tetrachloro-m-xylene	3.790	8575756	0.021	0.021
2) Hexachlorobenzene	4.274	188403	0.000	0.000
3) Diallate	4.327	24372	0.003	0.003
4) alpha-BHC	4.490	6906548	0.010	0.010
5) gamma-BHC (Lindane)	4.910	6259690	0.010	0.010
6) beta-BHC	5.057	2562871	0.010	0.010
7) delta-BHC	NOT DETECTED	Expected RT = 5.305		
8) Heptachlor	5.619	18378	0.000	0.000
10) Aldrin	NOT DETECTED	Expected RT = 6.155		
11) Isodrin	6.847	55161	0.000	0.000
12) Heptachlor epoxide	NOT DETECTED	Expected RT = 7.591		
13) gamma-Chlordane	NOT DETECTED	Expected RT = 7.899		
14) alpha-Chlordane	NOT DETECTED	Expected RT = 8.214		
15) Endosulfan I	NOT DETECTED	Expected RT = 8.470		
16) 4,4'-DDE	8.545	340753	0.001	0.001
17) Dieldrin	NOT DETECTED	Expected RT = 8.983		
18) Endrin	9.409	22536805	0.047	0.047
19) Kepone	NOT DETECTED	Expected RT = 9.476		
20) 4,4'-DDD	9.726	2699852	0.007	0.007
21) Chlorobenzilate	NOT DETECTED	Expected RT = 9.818		
22) Endosulfan II	NOT DETECTED	Expected RT = 9.831		
24) Toxaphene	9.967	112372	0.008	0.008
23) 4,4'-DDT	10.214	33446817	0.109	0.109
25) Endrin aldehyde	10.582	957635	0.003	0.003
26) Mirex	NOT DETECTED	Expected RT = 11.073		
27) Methoxychlor	11.111	35973081	0.255	0.255
28) Endosulfan sulfate	11.280	249455	0.001	0.001
29) Endrin ketone	11.675	1268070	0.003	0.003
30) Decachlorobiphenyl	13.231	6807402	0.021	0.021

TestAmerica North Canton

CONTINUING CALIBRATION COMPOUNDS

Instrument ID: a2hp9.i Injection Date: 16-APR-2009 03:16
Lab File ID: 043F4301.D Init. Cal. Date(s): 05-APR-2009 14-APR-2009
Analysis Type: Init. Cal. Times: 22:16 16:00
Lab Sample ID: AB3 G004 Quant Type: ESTD
Method: \\cansvr11\dd\chem\GCS\a2hp9.i\90415-1.b\PEST9.m

COMPOUND	RRF / AMOUNT	RF0.025	CCAL RRF0.025	MIN RRF	%D / %DRIFT	MAX %D / %DRIFT	CURVE TYPE
$ 1 Tetrachloro-m-xylene	417712843	430217480	430217480	0.000	-2.99360	15.00000	Averaged
4 alpha-BHC	694304968	719892360	719892360	0.010	-3.68532	15.00000	Averaged
5 gamma-BHC (Lindane)	636982618	662776760	662776760	0.010	-4.04943	15.00000	Averaged
6 beta-BHC	253010576	256080560	256080560	0.010	-1.21338	15.00000	Averaged
7 delta-BHC	612304670	627041720	627041720	0.010	-2.40682	15.00000	Averaged
8 Heptachlor	576687687	619878320	619878320	0.010	-7.48943	15.00000	Averaged
10 Aldrin	611428993	620424920	620424920	0.010	-1.47130	15.00000	Averaged
12 Heptachlor epoxide	531677349	548833800	548833800	0.010	-3.22685	15.00000	Averaged
13 gamma-Chlordane	553404176	553306200	553306200	0.010	0.01770	15.00000	Averaged
14 alpha-Chlordane	539551408	539996240	539996240	0.010	-0.08244	15.00000	Averaged
15 Endosulfan I	493463663	506103920	506103920	0.010	-2.56154	15.00000	Averaged
16 4,4'-DDE	527235452	521982680	521982680	0.010	0.99629	15.00000	Averaged
17 Dieldrin	529245705	534600120	534600120	0.010	-1.01171	15.00000	Averaged
18 Endrin	477895275	486182280	486182280	0.010	-1.73406	15.00000	Averaged
20 4,4'-DDD	370827930	369953360	369953360	0.010	0.23584	15.00000	Averaged
22 Endosulfan II	454046637	450511000	450511000	0.010	0.77869	15.00000	Averaged
23 4,4'-DDT	307191769	294513920	294513920	0.010	4.12701	15.00000	Averaged
25 Endrin aldehyde	328186202	334603840	334603840	0.010	-1.95549	15.00000	Averaged
27 Methoxychlor	60234066	62147240	62147240	0.010	-3.17623	15.00000	Averaged
28 Endosulfan sulfate	375635182	371401400	371401400	0.010	1.12710	15.00000	Averaged
29 Endrin ketone	385836035	385576480	385576480	0.010	0.06727	15.00000	Averaged
$ 30 Decachlorobiphenyl	323350123	340662120	340662120	0.010	-5.35395	15.00000	Averaged

Average %D / Drift Results.

Calculated Average %D/Drift = 2.26188
Maximun Average %D/Drift = 15.00000
* Passed Average %D/Drift Test.

TestAmerica North Canton

PESTICIDES 8081/608

Data file : \\cansvr11\dd\chem\GCS\a2hp9.i\90415-1.b\043F4301.D
Lab Smp Id: AB3 G004
Inj Date : 16-APR-2009 03:16
Operator : 093905 Inst ID: a2hp9.i
Smp Info : AB3 G004,,2
Misc Info : 1-AB.SUB
Comment :
Method : \\cansvr11\dd\chem\GCS\a2hp9.i\90415-1.b\PEST9.m
Meth Date : 16-Apr-2009 06:23 vandorenc Quant Type: ESTD
Cal Date : 06-APR-2009 20:44 Cal File: 013F1301.D
Als bottle: 43 Continuing Calibration Sample
Dil Factor: 1.00000
Integrator: Falcon Compound Sublist: 1-AB.SUB
Target Version: 4.14 Sample Matrix: None
Processing Host: CANPGCSV23

				AMOUNTS			
				CAL-AMT	ON-COL		
RT	EXP RT	DLT RT	RESPONSE	(ng)	(ng)	TARGET RANGE	RATIO
$ 1 Tetrachloro-m-xylene						CAS #: 877-09-8	
3.790	3.790	0.000	10755437	0.02500	0.02575		
4 alpha-BHC						CAS #: 319-84-6	
4.491	4.491	0.000	17997309	0.02500	0.02592		
5 gamma-BHC (Lindane)						CAS #: 58-89-9	
4.911	4.911	0.000	16569419	0.02500	0.02601		
6 beta-BHC						CAS #: 319-85-7	
5.057	5.057	0.000	6402014	0.02500	0.02530		
7 delta-BHC						CAS #: 319-86-8	
5.305	5.305	0.000	15676043	0.02500	0.02560		
8 Heptachlor						CAS #: 76-44-8	
5.630	5.630	0.000	15496958	0.02500	0.02687		
10 Aldrin						CAS #: 309-00-2	
6.156	6.156	0.000	15510623	0.02500	0.02537		
12 Heptachlor epoxide						CAS #: 1024-57-3	
7.592	7.592	0.000	13720845	0.02500	0.02581		
13 gamma-Chlordane						CAS #: 5103-74-2	
7.897	7.897	0.000	13832655	0.02500	0.02500		
14 alpha-Chlordane						CAS #: 5103-71-9	
8.215	8.215	0.000	13499906	0.02500	0.02502		

```
--------------------------------------------------------------------------------
   15 Endosulfan I                                CAS #: 959-98-8
8.471    8.471    0.000        12652598 0.02500  0.02564
--------------------------------------------------------------------------------
```

				AMOUNTS			
				CAL-AMT	ON-COL		
RT	EXP RT	DLT RT	RESPONSE	(ng)	(ng)	TARGET RANGE	RATIO
16 4,4'-DDE					CAS #: 72-55-9		
8.546	8.546	0.000	13049567	0.02500	0.02475		
17 Dieldrin					CAS #: 60-57-1		
8.984	8.984	0.000	13365003	0.02500	0.02525		
18 Endrin					CAS #: 72-20-8		
9.409	9.409	0.000	12154557	0.02500	0.02543		
20 4,4'-DDD					CAS #: 72-54-8		
9.726	9.726	0.000	9248834	0.02500	0.02494		
22 Endosulfan II					CAS #: 33213-65-9		
9.831	9.831	0.000	11262775	0.02500	0.02480		
23 4,4'-DDT					CAS #: 50-29-3		
10.214	10.214	0.000	7362848	0.02500	0.02397		
25 Endrin aldehyde					CAS #: 7421-93-4		
10.582	10.582	0.000	8365096	0.02500	0.02549		
27 Methoxychlor					CAS #: 72-43-5		
11.113	11.113	0.000	1553681	0.02500	0.02579		
28 Endosulfan sulfate					CAS #: 1031-07-8		
11.281	11.281	0.000	9285035	0.02500	0.02472		
29 Endrin ketone					CAS #: 53494-70-5		
11.676	11.676	0.000	9639412	0.02500	0.02498		
$ 30 Decachlorobiphenyl					CAS #: 2051-24-3		
13.231	13.231	0.000	8516553	0.02500	0.02634		

Data File: \\cansvr11\dd\chem\GCS\a2hp9.i\90415-1.b\043F4301.D

Date : 16-APR-2009 03:16

Client ID:

Instrument: a2hp9.i

Sample Info: AB3 G004,,2

Operator: 093905

Column phase: clp pesticides I

Column diameter: 0.53

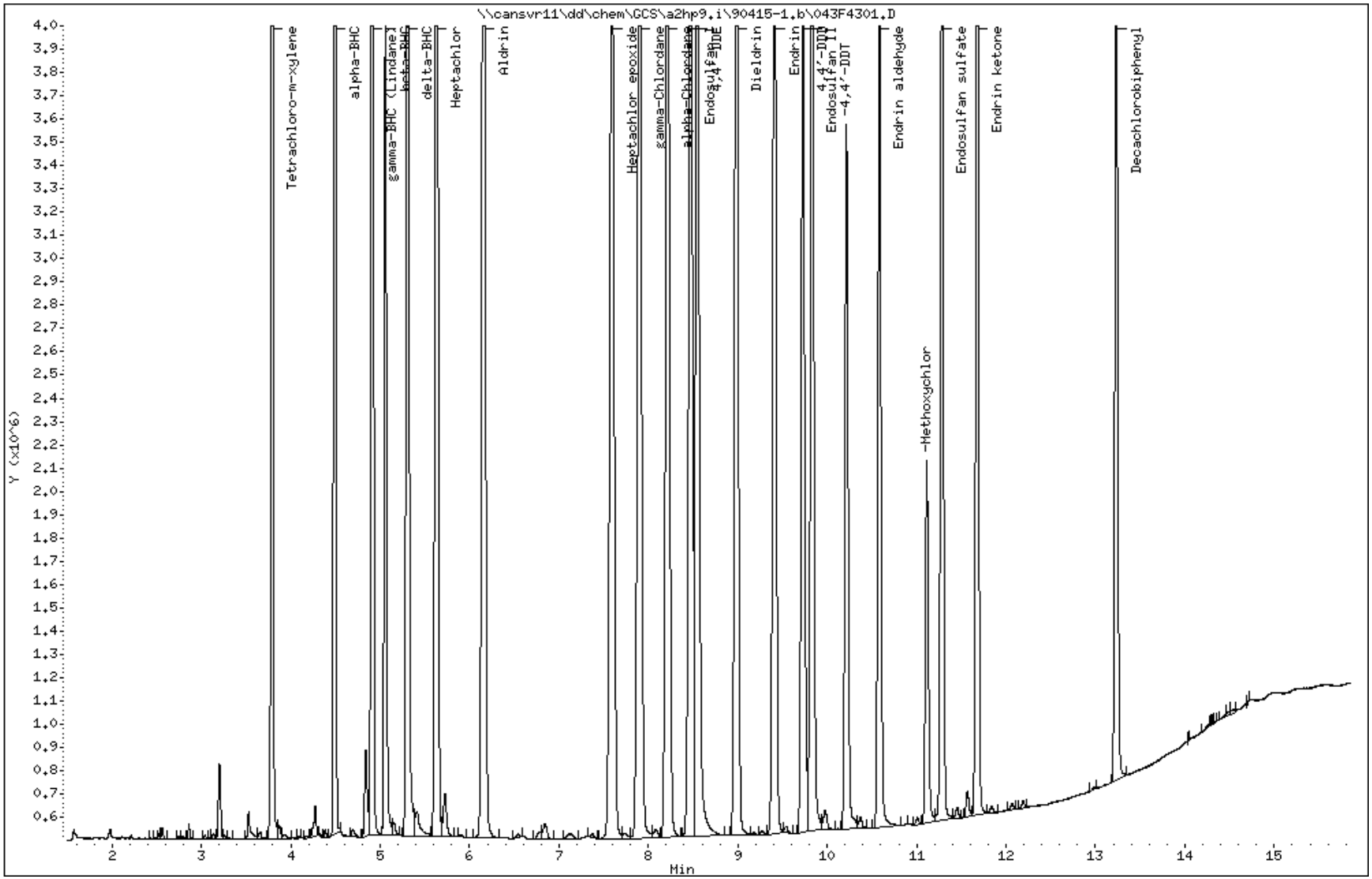

COMPOUNDS and EXP. RT REPORT

Operator: 093905 Date Acquired: 16-APR-2009 03:16
Data File: //cansvr11/dd/chem/GCS/a2hp9.i/90415-1.b/043F4301.D
Lab Sample ID: AB3 G004
Misc. Info: 1-AB.SUB
Instrument: a2hp9.i
Method: \\cansvr11\dd\chem\GCS\a2hp9.i\90415-1.b\PEST9.m
Dilution Factor: 1

Compound	RT	Area	Amount	Conc
1) Tetrachloro-m-xylene	3.790	10755437	0.026	0.026
4) alpha-BHC	4.491	17997309	0.026	0.026
5) gamma-BHC (Lindane)	4.911	16569419	0.026	0.026
6) beta-BHC	5.058	6402014	0.025	0.025
7) delta-BHC	5.305	15676043	0.026	0.026
8) Heptachlor	5.630	15496958	0.027	0.027
10) Aldrin	6.156	15510623	0.025	0.025
12) Heptachlor epoxide	7.593	13720845	0.026	0.026
13) gamma-Chlordane	7.898	13832655	0.025	0.025
14) alpha-Chlordane	8.215	13499906	0.025	0.025
15) Endosulfan I	8.471	12652598	0.026	0.026
16) 4,4'-DDE	8.546	13049567	0.025	0.025
17) Dieldrin	8.984	13365003	0.025	0.025
18) Endrin	9.409	12154557	0.025	0.025
20) 4,4'-DDD	9.727	9248834	0.025	0.025
22) Endosulfan II	9.831	11262775	0.025	0.025
23) 4,4'-DDT	10.214	7362848	0.024	0.024
25) Endrin aldehyde	10.583	8365096	0.025	0.025
27) Methoxychlor	11.114	3652235	0.026	0.026
28) Endosulfan sulfate	11.282	9285035	0.025	0.025
29) Endrin ketone	11.676	9639412	0.025	0.025
30) Decachlorobiphenyl	13.232	8516553	0.026	0.026

TestAmerica North Canton

RECOVERY REPORT

Client Name: Client SDG: SDGa00713
Sample Matrix: LIQUID Fraction: Pesticides
Lab Smp Id: MRL
Level: LOW Operator: 093905
Data Type: GC MULTI COMP SampleType: MRL
SpikeList File: MRL.spk Quant Type: ESTD
Sublist File: mrl.sub
Method File: \\cansvr11\dd\chem\GCS\a2hp9.i\90415-1.b\PEST9.m
Misc Info:

SPIKE COMPOUND	AMOUNT ADDED ng	AMOUNT RECOVERED ng	% RECOVERED	LIMITS
4 alpha-BHC	0.005000	0.005084	101.69	70-130
5 gamma-BHC (Lindane	0.005000	0.005331	106.62	70-130
6 beta-BHC	0.005000	0.005862	117.24	70-130
7 delta-BHC	0.005000	0.005163	103.26	70-130
8 Heptachlor	0.005000	0.005835	116.69	70-130
10 Aldrin	0.005000	0.005388	107.75	70-130
12 Heptachlor epoxide	0.005000	0.005731	114.62	70-130
13 gamma-Chlordane	0.005000	0.005495	109.90	70-130
14 alpha-Chlordane	0.005000	0.005634	112.68	70-130
15 Endosulfan I	0.005000	0.005778	115.57	70-130
16 4,4'-DDE	0.005000	0.005263	105.27	70-130
17 Dieldrin	0.005000	0.005415	108.29	70-130
18 Endrin	0.005000	0.005543	110.86	70-130
20 4,4'-DDD	0.005000	0.005457	109.13	70-130
22 Endosulfan II	0.005000	0.005762	115.25	70-130
23 4,4'-DDT	0.005000	0.005231	104.62	70-130
25 Endrin aldehyde	0.005000	0.006074	121.49	70-130
27 Methoxychlor	0.005000	0.005984	119.68	70-130
28 Endosulfan sulfate	0.005000	0.005564	111.28	70-130
29 Endrin ketone	0.005000	0.005702	114.03	70-130

TestAmerica North Canton

PESTICIDES 8081/608

Data file : \\cansvr11\dd\chem\GCS\a2hp9.i\90415-1.b\044F4401.D
Lab Smp Id: MRL
Inj Date : 16-APR-2009 03:39
Operator : 093905 Inst ID: a2hp9.i
Smp Info : MRL
Misc Info :
Comment :
Method : \\cansvr11\dd\chem\GCS\a2hp9.i\90415-1.b\PEST9.m
Meth Date : 16-Apr-2009 06:23 vandorenc Quant Type: ESTD
Cal Date : 06-APR-2009 20:44 Cal File: 013F1301.D
Als bottle: 44 QC Sample: MRL
Dil Factor: 1.00000
Integrator: Falcon Compound Sublist: mrl.sub
Target Version: 4.14 Sample Matrix: WATER
Processing Host: CANPGCSV23

Concentration Formula: Amt * DF * Vt/Vo/Vi * CpndVariable

Name	Value	Description
DF	1.000	Dilution Factor
Vt	1.000	Volume of final extract (uL)
Vo	1.000	Volume of sample extracted (mL)
Vi	1.000	Volume injected
Cpnd Variable		Local Compound Variable

				CONCENTRATIONS ON-COL (ng)	FINAL (ug/L)	TARGET RANGE	RATIO
RT	EXP RT	DLT RT	RESPONSE				
4 alpha-BHC					CAS #: 319-84-6		
4.490	4.491	-0.001	3530071	0.00508	0.005084		
5 gamma-BHC (Lindane)					CAS #: 58-89-9		
4.909	4.911	-0.002	3395807	0.00533	0.005331		
6 beta-BHC					CAS #: 319-85-7		
5.057	5.057	0.000	1483113	0.00586	0.005862		
7 delta-BHC					CAS #: 319-86-8		
5.304	5.305	-0.001	3161360	0.00516	0.005163		
8 Heptachlor					CAS #: 76-44-8		
5.628	5.630	-0.002	3364806	0.00583	0.005835		
10 Aldrin					CAS #: 309-00-2		
6.154	6.156	-0.002	3294199	0.00539	0.005388		

```
--------------------------------------------------------------------------------
   12 Heptachlor epoxide                          CAS #: 1024-57-3
7.591    7.592   -0.001         3046948 0.00573  0.005731
--------------------------------------------------------------------------------
```

RT	EXP RT	DLT RT	RESPONSE	CONCENTRATIONS ON-COL (ng)	CONCENTRATIONS FINAL (ug/L)	TARGET RANGE	RATIO
13 gamma-Chlordane					CAS #: 5103-74-2		
7.897	7.897	0.000	3041088	0.00550	0.005495		
14 alpha-Chlordane					CAS #: 5103-71-9		
8.213	8.215	-0.002	3039771	0.00563	0.005634		
15 Endosulfan I					CAS #: 959-98-8		
8.469	8.471	-0.002	2851399	0.00578	0.005778		
16 4,4'-DDE					CAS #: 72-55-9		
8.544	8.546	-0.002	2775099	0.00526	0.005263		
17 Dieldrin					CAS #: 60-57-1		
8.984	8.984	0.000	2865692	0.00541	0.005415		
18 Endrin					CAS #: 72-20-8		
9.408	9.409	-0.001	2649001	0.00554	0.005543		
20 4,4'-DDD					CAS #: 72-54-8		
9.726	9.726	0.000	2023500	0.00546	0.005457		
22 Endosulfan II					CAS #: 33213-65-9		
9.829	9.831	-0.002	2616433	0.00576	0.005762		
23 4,4'-DDT					CAS #: 50-29-3		
10.214	10.214	0.000	1606879	0.00523	0.005231		
25 Endrin aldehyde					CAS #: 7421-93-4		
10.582	10.582	0.000	1993544	0.00607	0.006074		
27 Methoxychlor					CAS #: 72-43-5		
11.113	11.113	0.000	360455	0.00598	0.005984		
28 Endosulfan sulfate					CAS #: 1031-07-8		
11.281	11.281	0.000	2090100	0.00556	0.005564		
29 Endrin ketone					CAS #: 53494-70-5		
11.674	11.676	-0.002	2199923	0.00570	0.005702		

Data File: \\cansvr11\dd\chem\GCS\a2hp9.i\90415-1.b\044F4401.D

Date : 16-APR-2009 03:39

Client ID:

Instrument: a2hp9.i

Sample Info: MRL

Volume Injected (uL): 1.0

Operator: 093905

Column phase: clp pesticides I

Column diameter: 0.53

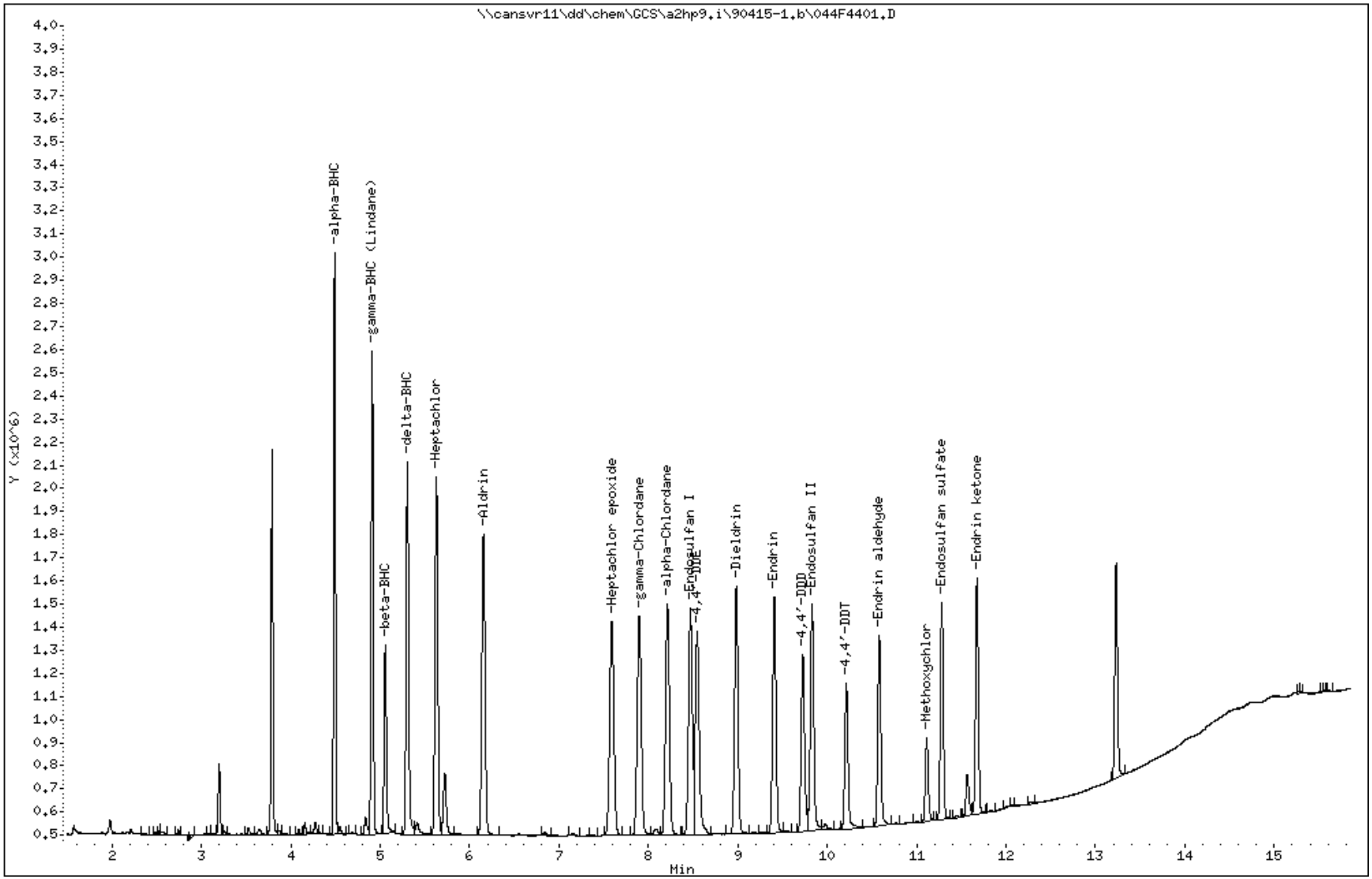

Data File: \\cansvr11\dd\chem\GCS\a2hp9.i\90415-1.b\90415-1.b/002F0201.D
Report Date: 04/15/2009

EVALB Degradation Report

Instrument ID: a2hp9.i Injection Date: 15-APR-2009 11:15
Lab File ID: 002F0201.D Lab Sample ID: PEM G087
Analysis Type: NONE Method File: \\cansvr11\dd\chem\GCS\a2hp9.i\90415-1.b\PES

4,4'-DDT Degradation

RT	Area	Compound
12.012	41123240	4,4'-DDT
10.591	634058	4,4'-DDE
11.539	3773848	4,4'-DDD

Percent Degradation of 4,4'-DDT: 9.68

Endrin Degradation

RT	Area	Compound
11.258	28207240	Endrin
12.144	987682	Endrin aldehyde
13.302	1469844	Endrin ketone

Percent Degradation of Endrin: 8.01

TestAmerica North Canton

PESTICIDES 8081/608

Data file : \\cansvr11\dd\chem\GCS\a2hp9.i\90415-1.b\90415-1.b\002F0201.D
Lab Smp Id: PEM G087
Inj Date : 15-APR-2009 11:15
Operator : 093905 Inst ID: a2hp9.i
Smp Info : PEM G087
Misc Info : 12-PEM.SUB
Comment :
Method : \\cansvr11\dd\chem\GCS\a2hp9.i\90415-1.b\PEST9.m\PEST9r.m
Meth Date : 15-Apr-2009 15:39 vandorenc Quant Type: ESTD
Cal Date : 06-APR-2009 19:15 Cal File: 009F0901.D
Als bottle: 2 QC Sample: PEM
Dil Factor: 1.00000
Integrator: Falcon Compound Sublist: 12-PEM.SUB
Target Version: 4.14 Sample Matrix: None
Processing Host: CANPGCSV23

RT	EXP RT	DLT RT	RESPONSE	CONCENTRATIONS ON-COL (ng)	CONCENTRATIONS FINAL (ng)	TARGET RANGE	RATIO
4 alpha-BHC						CAS #: 319-84-6	
5.632	5.634	-0.002	10505794	0.00916	0.009158		
5 gamma-BHC (Lindane)						CAS #: 58-89-9	
6.376	6.379	-0.003	9367399	0.00937	0.009372		
6 beta-BHC						CAS #: 319-85-7	
6.606	6.608	-0.002	1425354	0.00954	0.009538		
16 4,4'-DDE						CAS #: 72-55-9	
10.591	10.590	0.001	634058	1e-003	0.0009766		
18 Endrin						CAS #: 72-20-8	
11.257	11.259	-0.002	13221028	0.04923	0.04923		
21 4,4'-DDD						CAS #: 72-54-8	
11.539	11.540	-0.001	3773848	0.00829	0.008292		
22 Endosulfan II						CAS #: 33213-65-9	

Peaks not detected for Quant. or Qual. signal(s).

24 4,4'-DDT						CAS #: 50-29-3	
12.011	12.012	-0.001	41123240	0.12156	0.1216		
25 Endrin aldehyde						CAS #: 7421-93-4	
12.144	12.144	0.000	454413	0.00268	0.002684		

```
   27 Methoxychlor                                CAS #: 72-43-5
13.043  13.044   -0.001        22165069 0.29221   0.2922
-------------------------------------------------------------------------------
```

RT	EXP RT	DLT RT	RESPONSE	CONCENTRATIONS ON-COL (ng)	CONCENTRATIONS FINAL (ng)	TARGET RANGE	RATIO

26 Endosulfan sulfate CAS #: 1031-07-8

Peaks not detected for Quant. or Qual. signal(s).

---

29 Endrin ketone CAS #: 53494-70-5

RT	EXP RT	DLT RT	RESPONSE	CONCENTRATIONS ON-COL (ng)	CONCENTRATIONS FINAL (ng)	TARGET RANGE	RATIO
13.301	13.302	-0.001	759541	0.00362	0.003620		

Data File: \\cansvr11\dd\chem\GCS\a2hp9.i\90415-1.b\90415-1.b\002F0201.D

Date : 15-APR-2009 11:15

Client ID:

Instrument: a2hp9.i

Sample Info: PEM G087

Operator: 093905

Column phase: clp pesticides II

Column diameter: 0.53

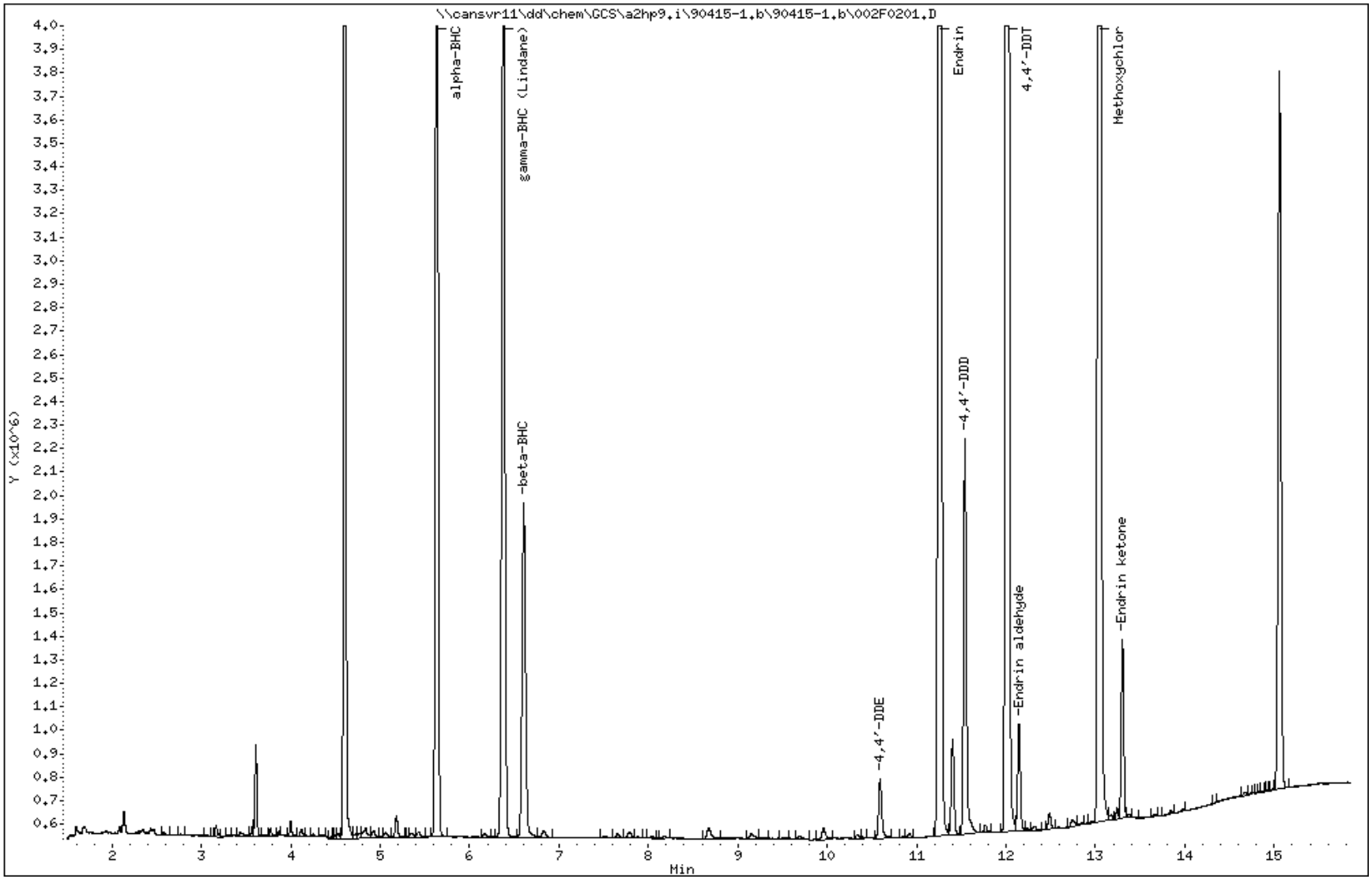

COMPOUNDS and EXP. RT REPORT

Operator: 093905 Date Acquired: 15-APR-2009 11:15
Data File: //cansvr11/dd/chem/GCS/a2hp9.i/90415-1.b/90415-1.b/002F0201.D
Lab Sample ID: PEM G087
Misc. Info: 12-PEM.SUB
Instrument: a2hp9.i
Method: \\cansvr11\dd\chem\GCS\a2hp9.i\90415-1.b\PEST9.m\PEST9r.m
Dilution Factor: 1

Compound	RT	Area	Amount	Conc
4) alpha-BHC	5.633	10505794	0.009	0.009
5) gamma-BHC (Lindane)	6.377	9367399	0.009	0.009
6) beta-BHC	6.606	3847870	0.010	0.010
16) 4,4'-DDE	10.591	634058	0.001	0.001
18) Endrin	11.258	28207240	0.049	0.049
21) 4,4'-DDD	11.539	3773848	0.008	0.008
22) Endosulfan II	NOT DETECTED	Expected RT = 11.612		
24) 4,4'-DDT	12.012	41123240	0.122	0.122
25) Endrin aldehyde	12.144	987682	0.003	0.003
26) Endosulfan sulfate	NOT DETECTED	Expected RT = 12.559		
27) Methoxychlor	13.044	42485871	0.292	0.292
29) Endrin ketone	13.302	1469844	0.004	0.004

TestAmerica North Canton

CONTINUING CALIBRATION COMPOUNDS

Instrument ID: a2hp9.i Injection Date: 15-APR-2009 12:00
Lab File ID: 004F0401.D Init. Cal. Date(s): 05-APR-2009 14-APR-2009
Analysis Type: Init. Cal. Times: 22:16 16:00
Lab Sample ID: TOX3 G098 Quant Type: ESTD
Method: \\cansvr11\dd\chem\GCS\a2hp9.i\90415-1.b\PEST9.m\PEST9r.m

COMPOUND	RRF / AMOUNT	RF0.025	CCAL RRF0.025	MIN RRF	%D / %DRIFT	MAX %D / %DRIFT	CURVE TYPE
23 Toxaphene(1)	7860796	7376269	7376269	0.010	6.16384	15.00000	Averaged
(2)	3453913	3211867	3211867	0.010	7.00787	15.00000	Averaged
(3)	7696349	7171024	7171024	0.010	6.82564	15.00000	Averaged
(4)	5446083	5099974	5099974	0.010	6.35520	15.00000	Averaged
(5)	2257734	2073550	2073550	0.010	8.15793	15.00000	Averaged

Average %D / Drift Results.

Calculated Average %D/Drift = 6.90210
Maximun Average %D/Drift = 15.00000
* Passed Average %D/Drift Test.

TestAmerica North Canton

PESTICIDES 8081/608

Data file : \\cansvr11\dd\chem\GCS\a2hp9.i\90415-1.b\90415-1.b\004F0401.D
Lab Smp Id: TOX3 G098
Inj Date : 15-APR-2009 12:00
Operator : 093905 Inst ID: a2hp9.i
Smp Info : TOX3 G098,,2
Misc Info : 16-TOXAPH.SUB
Comment :
Method : \\cansvr11\dd\chem\GCS\a2hp9.i\90415-1.b\PEST9.m\PEST9r.m
Meth Date : 16-Apr-2009 06:54 vandorenc Quant Type: ESTD
Cal Date : 06-APR-2009 19:15 Cal File: 009F0901.D
Als bottle: 4 Continuing Calibration Sample
Dil Factor: 1.00000
Integrator: Falcon Compound Sublist: 16-TOXAPH.SUB
Target Version: 4.14 Sample Matrix: None
Processing Host: CANPGCSV23

				AMOUNTS			
				CAL-AMT	ON-COL		
RT	EXP RT	DLT RT	RESPONSE	(ng)	(ng)	TARGET RANGE	RATIO
23 Toxaphene					CAS #: 8001-35-2		
11.749	11.749	0.000	7376269	1.00000	0.9384	80.00- 120.00	100.00(M)
11.862	11.862	0.000	3211867	1.00000	0.9299	114.04- 154.04	43.54
12.155	12.155	0.000	7171024	1.00000	0.9317	115.64- 155.64	97.22
12.892	12.892	0.000	5099974	1.00000	0.9364	52.78- 92.78	69.14
13.259	13.259	0.000	2073550	1.00000	0.9184	69.36- 109.36	28.11
		Average of Peak Amounts =			0.93096		

QC Flag Legend

M - Compound response manually integrated.

Data File: \\cansvr11\dd\chem\GCS\a2hp9.i\90415-1.b\90415-1.b\004F0401.D

Date : 15-APR-2009 12:00

Client ID:

Instrument: a2hp9.i

Sample Info: TOX3 G098,,2

Operator: 093905

Column phase: clp pesticides II

Column diameter: 0.53

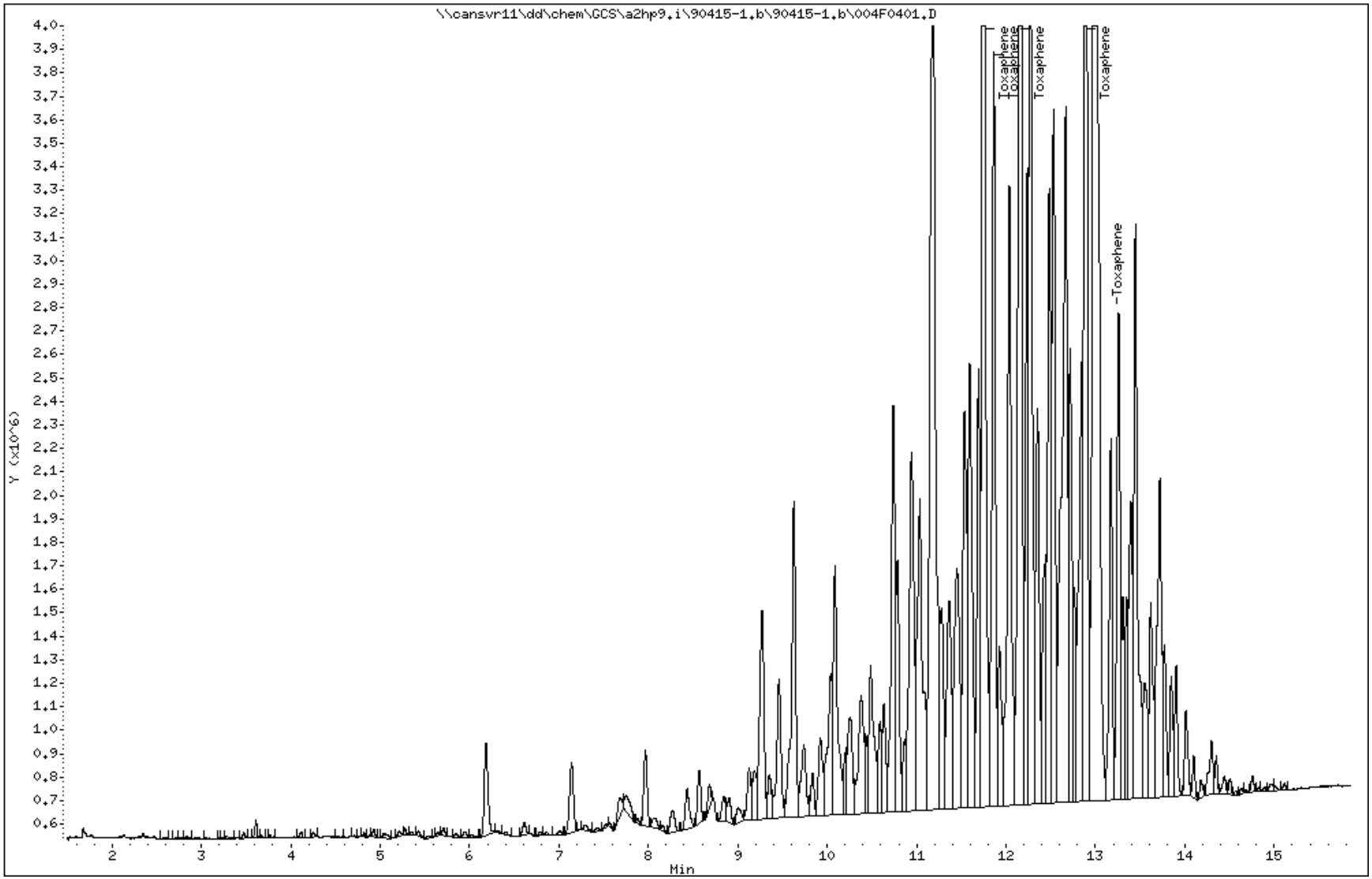

COMPOUNDS and EXP. RT REPORT

Operator: 093905 Date Acquired: 15-APR-2009 12:00
Data File: \\cansvr11\dd\chem\GCS\a2hp9.i\90415-1.b\90415-1.b\004F0401.D
Lab Sample ID: TOX3 G098
Misc. Info: 16-TOXAPH.SUB
Instrument: a2hp9.i
Method: \\cansvr11\dd\chem\GCS\a2hp9.i\90415-1.b\PEST9.m\PEST9r.m
Dilution Factor: 1

Compound	RT	Area	Amount	Conc
23) Toxaphene	11.750	18110703	0.938	0.938

Data File Name: 004F0401.D
Inj. Date and Time: 15-APR-2009 12:00
Instrument ID: a2hp9.i
Client ID:
Compound Name: Toxaphene
CAS #: 8001-35-2
Report Date: 04/16/2009

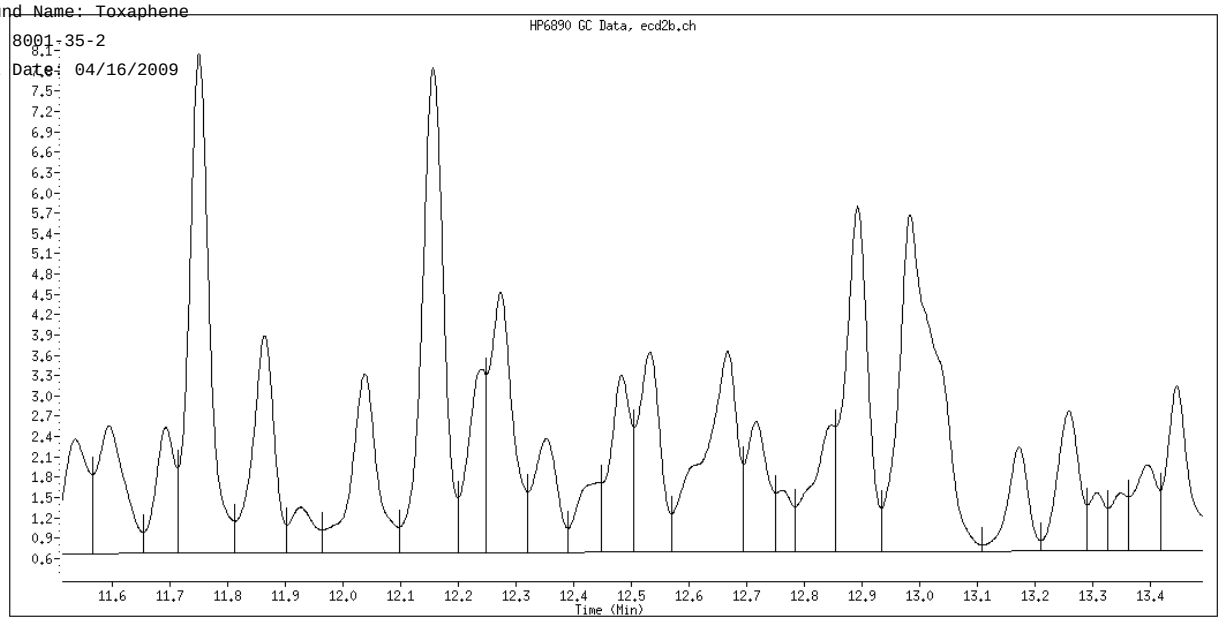

Original Integration

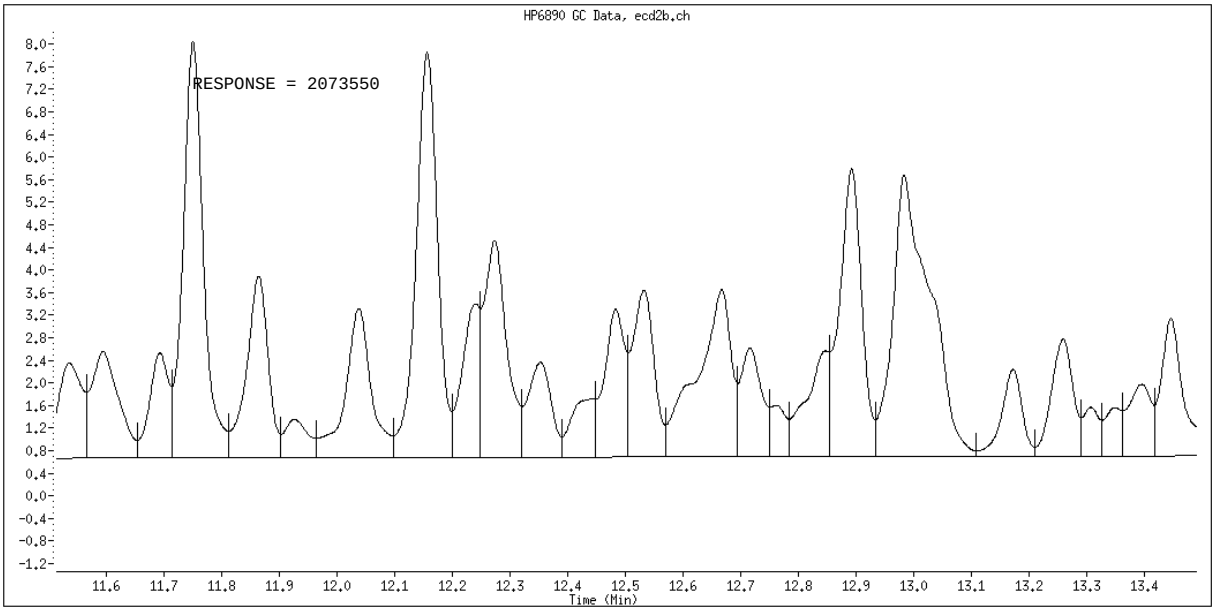

Manual Integration

Manually Integrated By: vandorenc
Manual Integration Reason: Manually Assigned

Report Date: 16-Apr-2009 06:55

TestAmerica North Canton

CONTINUING CALIBRATION COMPOUNDS

Instrument ID: a2hp9.i Injection Date: 15-APR-2009 12:22
Lab File ID: 005F0501.D Init. Cal. Date(s): 05-APR-2009 14-APR-2009
Analysis Type: Init. Cal. Times: 22:16 16:00
Lab Sample ID: TC3 G025 Quant Type: ESTD
Method: \\cansvr11\dd\chem\GCS\a2hp9.i\90415-1.b\PEST9.m\PEST9r.m

COMPOUND	RRF / AMOUNT	RF0.025	CCAL RRF0.025	MIN RRF	%D / %DRIFT	MAX %D / %DRIFT	CURVE TYPE
9 Tech Chlordane(1)	10726349	10074380	10074380	0.010	6.07820	15.00000	Averaged
(2)	13320423	12407110	12407110	0.010	6.85649	15.00000	Averaged
(3)	36443262	33294810	33294810	0.010	8.63933	15.00000	Averaged
(4)	29267206	26904520	26904520	0.010	8.07281	15.00000	Averaged

Average %D / Drift Results.
Calculated Average %D/Drift = 7.41171
Maximun Average %D/Drift = 15.00000
* Passed Average %D/Drift Test.

TestAmerica North Canton

PESTICIDES 8081/608

Data file : \\cansvr11\dd\chem\GCS\a2hp9.i\90415-1.b\90415-1.b\005F0501.D
Lab Smp Id: TC3 G025
Inj Date : 15-APR-2009 12:22
Operator : 093905 Inst ID: a2hp9.i
Smp Info : TC3 G025,,2
Misc Info :
Comment :
Method : \\cansvr11\dd\chem\GCS\a2hp9.i\90415-1.b\PEST9.m\PEST9r.m
Meth Date : 16-Apr-2009 06:54 vandorenc Quant Type: ESTD
Cal Date : 06-APR-2009 19:15 Cal File: 009F0901.D
Als bottle: 5 Continuing Calibration Sample
Dil Factor: 1.00000
Integrator: Falcon Compound Sublist: 15-techlor.sub
Target Version: 4.14 Sample Matrix: None
Processing Host: CANPGCSV23

				AMOUNTS			
				CAL-AMT	ON-COL		
RT	EXP RT	DLT RT	RESPONSE	(ng)	(ng)	TARGET RANGE	RATIO
9 Tech Chlordane					CAS #: 57-74-9		
7.082	7.082	0.000	1007438	0.10000	0.09392	0.00- 20.00	100.00(M)
8.705	8.705	0.000	1240711	0.10000	0.09314	0.00- 20.00	123.16
9.927	9.927	0.000	3329481	0.10000	0.09136	0.00- 20.00	330.49
10.205	10.205	0.000	2690452	0.10000	0.09193	0.00- 20.00	267.06
		Average of Peak Amounts =			0.09259		

QC Flag Legend

M - Compound response manually integrated.

Data File: \\cansvr11\dd\chem\GCS\a2hp9.i\90415-1.b\90415-1.b\005F0501.D

Date : 15-APR-2009 12:22

Client ID:

Instrument: a2hp9.i

Sample Info: TC3 G025,,2

Operator: 093905

Column phase: clp pesticides II

Column diameter: 0.53

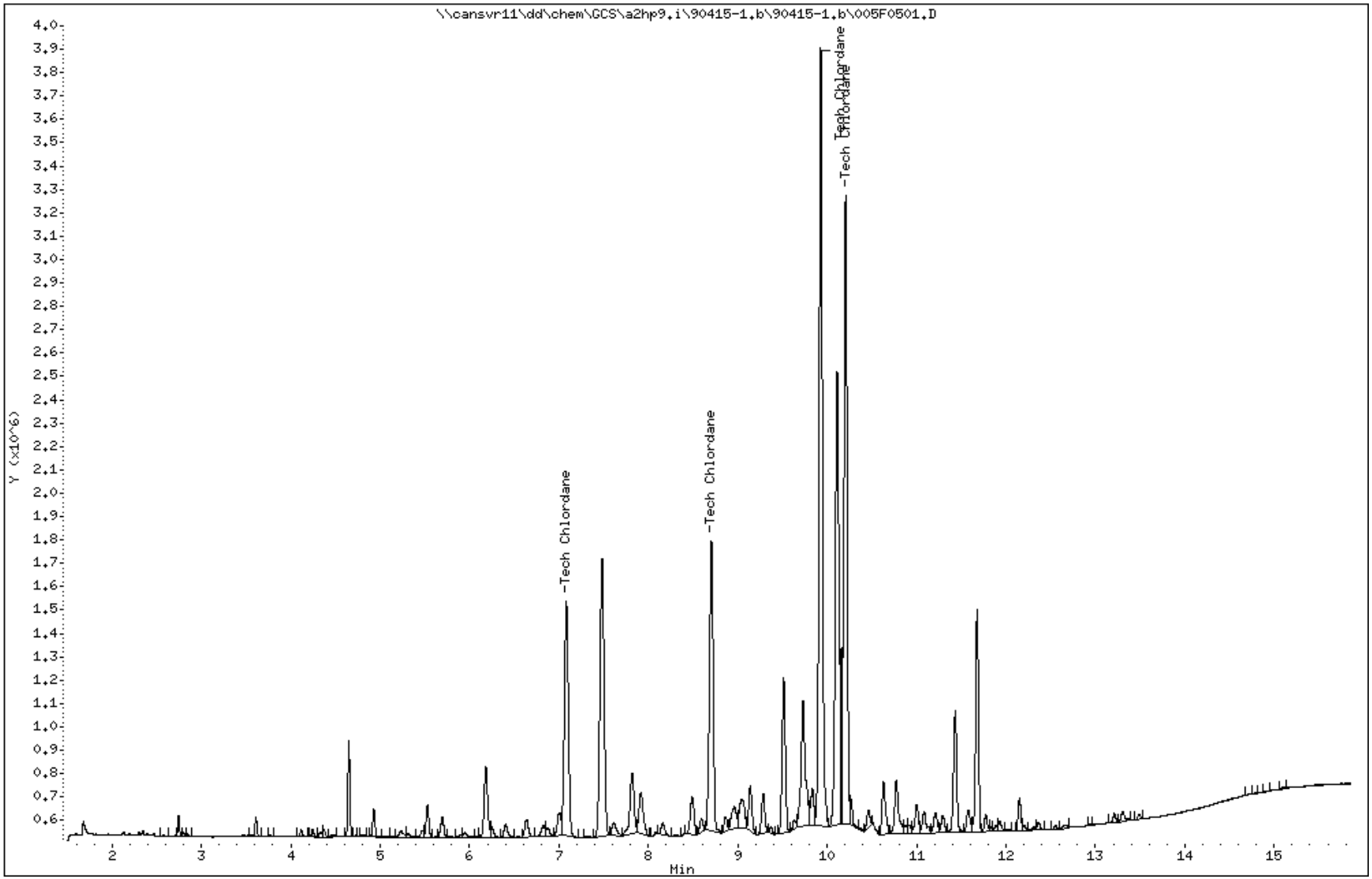

COMPOUNDS and EXP. RT REPORT

Operator: 093905 Date Acquired: 15-APR-2009 12:22
Data File: \\cansvr11\dd\chem\GCS\a2hp9.i\90415-1.b\90415-1.b\005F0501.D
Lab Sample ID: TC3 G025
Misc. Info:
Instrument: a2hp9.i
Method: \\cansvr11\dd\chem\GCS\a2hp9.i\90415-1.b\PEST9.m\PEST9r.m
Dilution Factor: 1

Compound	RT	Area	Amount	Conc
9) Tech Chlordane	7.083	3115086	0.094	0.094

Data File Name: 005F0501.D
Inj. Date and Time: 15-APR-2009 12:22
Instrument ID: a2hp9.i
Client ID:
Compound Name: Tech Chlordane
CAS #: 57-74-9
Report Date: 04/16/2009

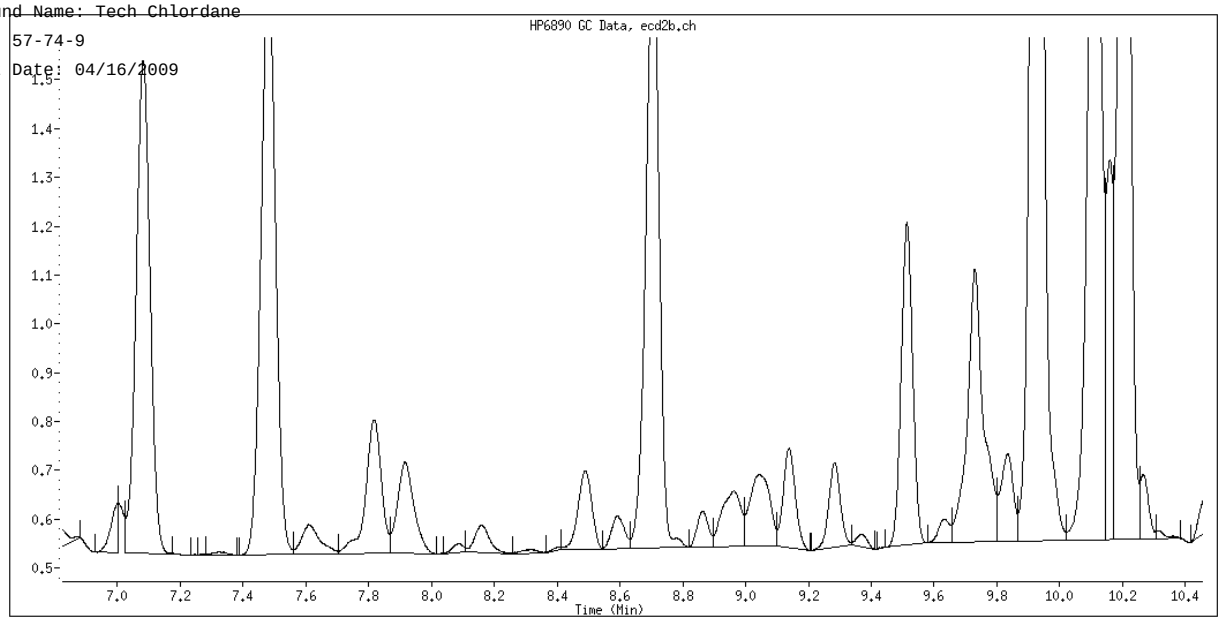

Original Integration

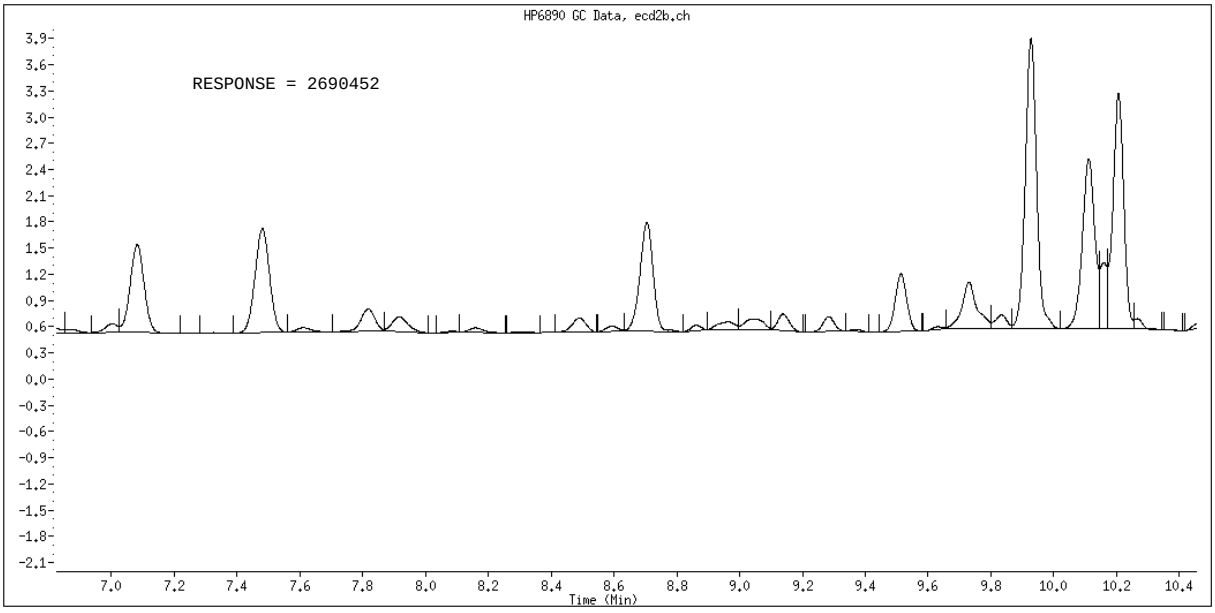

Manual Integration

Manually Integrated By: vandorenc
Manual Integration Reason: Manually Assigned

Report Date: 16-Apr-2009 06:55

TestAmerica North Canton

RECOVERY REPORT

Client Name: Client SDG: SDGa00713
Sample Matrix: LIQUID Fraction: Pesticides
Lab Smp Id: MRL
Level: LOW Operator: 093905
Data Type: GC MULTI COMP SampleType: MRL
SpikeList File: MRL.spk Quant Type: ESTD
Sublist File: mrl.sub
Method File: \\cansvr11\dd\chem\GCS\a2hp9.i\90415-1.b\PEST9.m\PEST9r.m
Misc Info:

SPIKE COMPOUND	AMOUNT ADDED ng	AMOUNT RECOVERED ng	% RECOVERED	LIMITS
4 alpha-BHC	0.005000	0.004397	87.94	70-130
5 gamma-BHC (Lindane	0.005000	0.004738	94.75	70-130
6 beta-BHC	0.005000	0.005123	102.46	70-130
7 delta-BHC	0.005000	0.004321	86.42	70-130
8 Heptachlor	0.005000	0.005093	101.86	70-130
10 Aldrin	0.005000	0.004735	94.70	70-130
12 Heptachlor epoxide	0.005000	0.005052	101.05	70-130
13 gamma-Chlordane	0.005000	0.004814	96.28	70-130
14 alpha-Chlordane	0.005000	0.004864	97.28	70-130
15 Endosulfan I	0.005000	0.005012	100.25	70-130
16 4,4'-DDE	0.005000	0.004643	92.87	70-130
17 Dieldrin	0.005000	0.004732	94.63	70-130
18 Endrin	0.005000	0.004785	95.70	70-130
21 4,4'-DDD	0.005000	0.004674	93.49	70-130
22 Endosulfan II	0.005000	0.004964	99.27	70-130
24 4,4'-DDT	0.005000	0.004369	87.38	70-130
25 Endrin aldehyde	0.005000	0.005210	104.20	70-130
26 Endosulfan sulfate	0.005000	0.004748	94.96	70-130
27 Methoxychlor	0.005000	0.004876	97.52	70-130
29 Endrin ketone	0.005000	0.005238	104.75	70-130

TestAmerica North Canton

PESTICIDES 8081/608

Data file : \\cansvr11\dd\chem\GCS\a2hp9.i\90415-1.b\90415-1.b\007F0701.D
Lab Smp Id: MRL
Inj Date : 15-APR-2009 13:07
Operator : 093905 Inst ID: a2hp9.i
Smp Info : MRL
Misc Info :
Comment :
Method : \\cansvr11\dd\chem\GCS\a2hp9.i\90415-1.b\PEST9.m\PEST9r.m
Meth Date : 16-Apr-2009 06:54 vandorenc Quant Type: ESTD
Cal Date : 06-APR-2009 19:15 Cal File: 009F0901.D
Als bottle: 7 QC Sample: MRL
Dil Factor: 1.00000
Integrator: Falcon Compound Sublist: mrl.sub
Target Version: 4.14 Sample Matrix: WATER
Processing Host: CANPGCSV23

Concentration Formula: Amt * DF * Vt/Vo/Vi * CpndVariable

Name	Value	Description
DF	1.000	Dilution Factor
Vt	1.000	Volume of final extract (uL)
Vo	1.000	Volume of sample extracted (mL)
Vi	1.000	Volume injected
Cpnd Variable		Local Compound Variable

				CONCENTRATIONS ON-COL	FINAL		
RT	EXP RT	DLT RT	RESPONSE	(ng)	(ug/L)	TARGET RANGE	RATIO
4 alpha-BHC					CAS #: 319-84-6		
5.633	5.634	-0.001	5044273	0.00440	0.004397		
55 DDD/Endosulfan II					CAS #: 72-54-8/332-65-		

Peaks not detected for Quant. or Qual. signal(s).

5 gamma-BHC (Lindane)					CAS #: 58-89-9		
6.378	6.378	0.000	4735168	0.00474	0.004738		
6 beta-BHC					CAS #: 319-85-7		
6.608	6.607	0.001	765570	0.00512	0.005123		(M)
7 delta-BHC					CAS #: 319-86-8		
7.366	7.366	0.000	1367500	0.00432	0.004321		

```
    8 Heptachlor                                    CAS #: 76-44-8
7.480    7.481   -0.001         1416402 0.00509  0.005093
--------------------------------------------------------------------------------
   10 Aldrin                                        CAS #: 309-00-2
8.280    8.281   -0.001         4439036 0.00473  0.004735
--------------------------------------------------------------------------------
```

RT	EXP RT	DLT RT	RESPONSE	CONCENTRATIONS ON-COL (ng)	CONCENTRATIONS FINAL (ug/L)	TARGET RANGE	RATIO
12 Heptachlor epoxide					CAS #: 1024-57-3		
9.562	9.563	-0.001	3796771	0.00505	0.005052		
13 gamma-Chlordane					CAS #: 5103-74-2		
9.927	9.928	-0.001	3669457	0.00481	0.004814		
14 alpha-Chlordane					CAS #: 5103-71-9		
10.206	10.206	0.000	3469022	0.00486	0.004864		
15 Endosulfan I					CAS #: 959-98-8		
10.276	10.277	-0.001	1375603	0.00501	0.005012		
16 4,4'-DDE					CAS #: 72-55-9		
10.590	10.590	0.000	3014686	0.00464	0.004643		
17 Dieldrin					CAS #: 60-57-1		
10.763	10.765	-0.002	1416506	0.00473	0.004732		
18 Endrin					CAS #: 72-20-8		
11.258	11.259	-0.001	1285125	0.00478	0.004785		
21 4,4'-DDD					CAS #: 72-54-8		
11.540	11.540	0.000	2127318	0.00467	0.004674		
22 Endosulfan II					CAS #: 33213-65-9		
11.610	11.610	0.000	1183282	0.00496	0.004964		
24 4,4'-DDT					CAS #: 50-29-3		
12.013	12.013	0.000	1477947	0.00437	0.004369		
25 Endrin aldehyde					CAS #: 7421-93-4		
12.145	12.145	0.000	881877	0.00521	0.005210		
26 Endosulfan sulfate					CAS #: 1031-07-8		
12.556	12.557	-0.001	976207	0.00475	0.004748		
27 Methoxychlor					CAS #: 72-43-5		
13.043	13.044	-0.001	369848	0.00488	0.004876		
29 Endrin ketone					CAS #: 53494-70-5		
13.301	13.302	-0.001	1099005	0.00524	0.005238		

QC Flag Legend

M - Compound response manually integrated.

Data File: \\cansvr11\dd\chem\GCS\a2hp9.i\90415-1.b\90415-1.b\007F0701.D

Date : 15-APR-2009 13:07

Client ID:

Instrument: a2hp9.i

Sample Info: MRL

Volume Injected (uL): 1.0

Operator: 093905

Column phase: clp pesticides II

Column diameter: 0.53

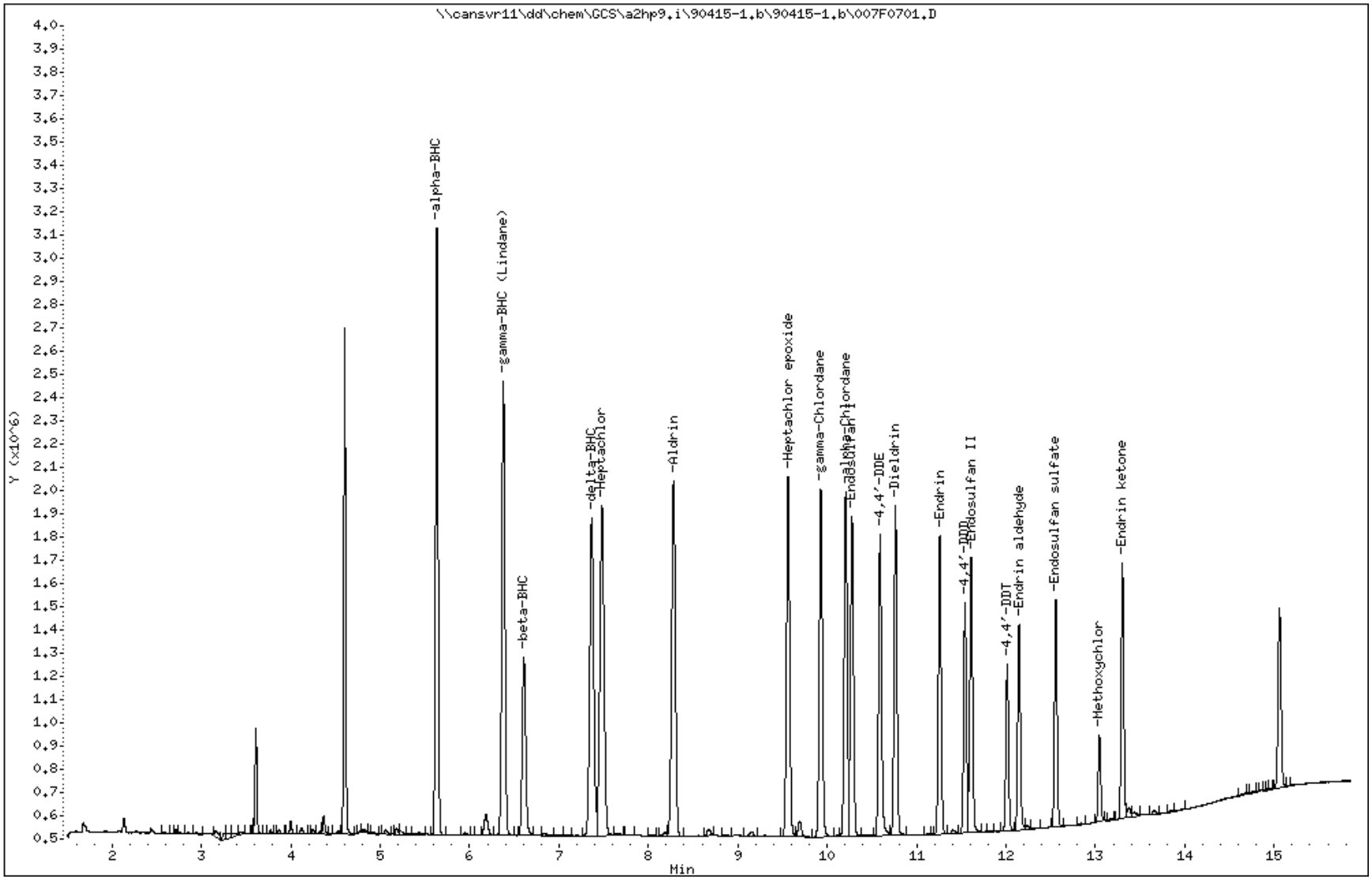

Data File Name: 007F0701.D
Inj. Date and Time: 15-APR-2009 13:07
Instrument ID: a2hp9.i
Client ID:
Compound Name: beta-BHC
CAS #: 319-85-7
Report Date: 04/16/2009

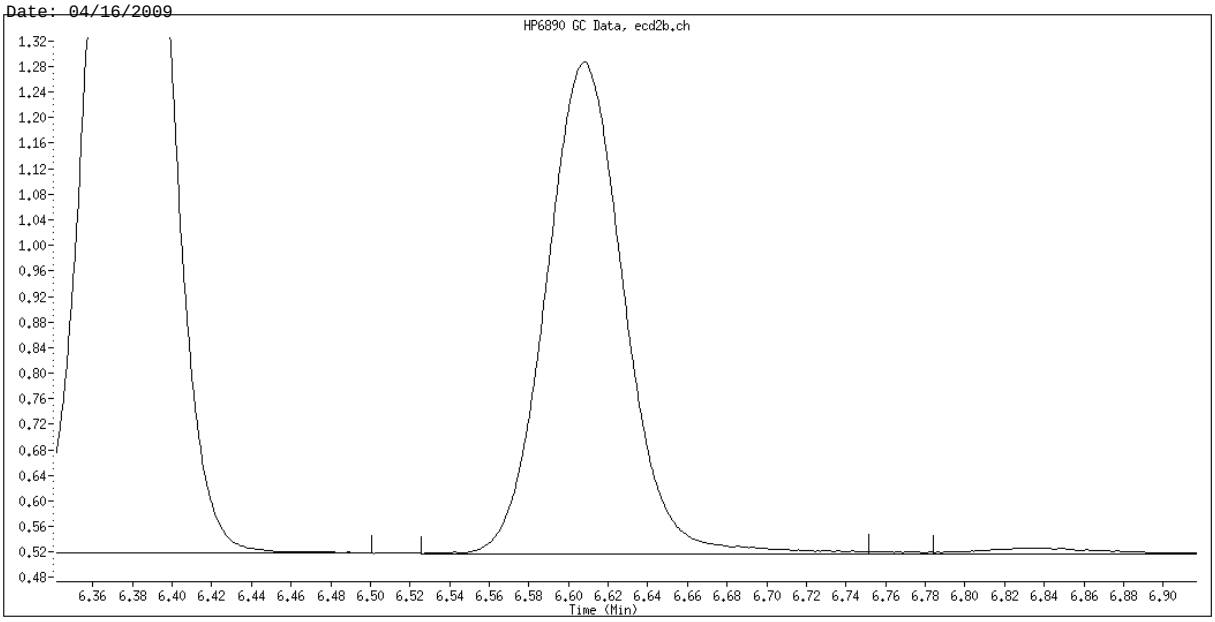

Original Integration

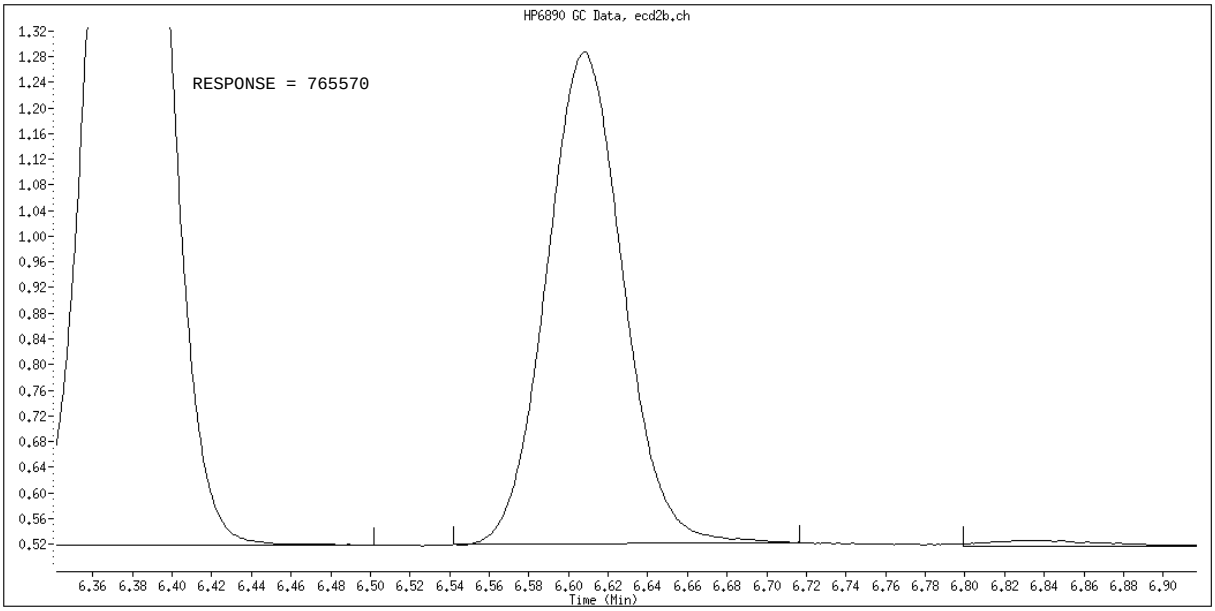

Manual Integration

Manually Integrated By: vandorenc
Manual Integration Reason: Baseline Event

TestAmerica North Canton

CONTINUING CALIBRATION COMPOUNDS

Instrument ID: a2hp9.i Injection Date: 15-APR-2009 16:28
Lab File ID: 016F1601.D Init. Cal. Date(s): 05-APR-2009 14-APR-2009
Analysis Type: Init. Cal. Times: 22:16 16:00
Lab Sample ID: AB3 G004 Quant Type: ESTD
Method: \\cansvr11\dd\chem\GCS\a2hp9.i\90415-1.b\PEST9.m\PEST9r.m

COMPOUND	RRF / AMOUNT	RF0.025	CCAL RRF0.025	MIN RRF	%D / %DRIFT	MAX %D / %DRIFT	CURVE TYPE
$ 1 Tetrachloro-m-xylene	651199740	627439280	627439280	0.000	3.64872	15.00000	Averaged
4 alpha-BHC	1.147e+09	1.132e+09	1.132e+09	0.010	1.30278	15.00000	Averaged
5 gamma-BHC (Lindane)	999489318	1.019e+09	1.019e+09	0.010	-1.90601	15.00000	Averaged
6 beta-BHC	149440377	145848160	145848160	0.010	2.40378	15.00000	Averaged
7 delta-BHC	316459738	314957080	314957080	0.010	0.47483	15.00000	Averaged
8 Heptachlor	278102420	294189160	294189160	0.010	-5.78447	15.00000	Averaged
10 Aldrin	937517496	910404160	910404160	0.010	2.89204	15.00000	Averaged
12 Heptachlor epoxide	751460390	717911120	717911120	0.010	4.46454	15.00000	Averaged
13 gamma-Chlordane	762284707	705743680	705743680	0.010	7.41731	15.00000	Averaged
14 alpha-Chlordane	713180106	657821800	657821800	0.010	7.76218	15.00000	Averaged
15 Endosulfan I	274430767	264625920	264625920	0.010	3.57279	15.00000	Averaged
16 4,4'-DDE	649229023	593158800	593158800	0.010	8.63643	15.00000	Averaged
17 Dieldrin	299369823	283488720	283488720	0.010	5.30484	15.00000	Averaged
18 Endrin	268576549	255819520	255819520	0.010	4.74987	15.00000	Averaged
21 4,4'-DDD	455105848	424957920	424957920	0.010	6.62438	15.00000	Averaged
22 Endosulfan II	238390862	219356560	219356560	0.010	7.98449	15.00000	Averaged
24 4,4'-DDT	338295330	306023400	306023400	0.010	9.53957	15.00000	Averaged
25 Endrin aldehyde	169272490	163468960	163468960	0.010	3.42851	15.00000	Averaged
26 Endosulfan sulfate	205607001	189552920	189552920	0.010	7.80814	15.00000	Averaged
27 Methoxychlor	75852066	73546280	73546280	0.010	3.03985	15.00000	Averaged
29 Endrin ketone	209826296	203247400	203247400	0.010	3.13540	15.00000	Averaged
$ 30 Decachlorobiphenyl	136887018	141579240	141579240	0.010	-3.42781	15.00000	Averaged

Average %D / Drift Results.

Calculated Average %D/Drift = 4.78676
Maximun Average %D/Drift = 15.00000
* Passed Average %D/Drift Test.

TestAmerica North Canton

PESTICIDES 8081/608

Data file : \\cansvr11\dd\chem\GCS\a2hp9.i\90415-1.b\90415-1.b\016F1601.D
Lab Smp Id: AB3 G004
Inj Date : 15-APR-2009 16:28
Operator : 093905 Inst ID: a2hp9.i
Smp Info : AB3 G004,,2
Misc Info : 1-AB.SUB
Comment :
Method : \\cansvr11\dd\chem\GCS\a2hp9.i\90415-1.b\PEST9.m\PEST9r.m
Meth Date : 16-Apr-2009 07:03 vandorenc Quant Type: ESTD
Cal Date : 06-APR-2009 19:15 Cal File: 009F0901.D
Als bottle: 16 Continuing Calibration Sample
Dil Factor: 1.00000
Integrator: Falcon Compound Sublist: 1-AB.SUB
Target Version: 4.14 Sample Matrix: None
Processing Host: CANPGCSV23

				AMOUNTS			
				CAL-AMT	ON-COL		
RT	EXP RT	DLT RT	RESPONSE	(ng)	(ng)	TARGET RANGE	RATIO
$ 1 Tetrachloro-m-xylene						CAS #: 877-09-8	
4.603	4.603	0.000	15685982	0.02500	0.02409		
4 alpha-BHC						CAS #: 319-84-6	
5.633	5.633	0.000	28305573	0.02500	0.02467		
5 gamma-BHC (Lindane)						CAS #: 58-89-9	
6.378	6.378	0.000	25463492	0.02500	0.02548		
6 beta-BHC						CAS #: 319-85-7	
6.606	6.606	0.000	3646204	0.02500	0.02440		
7 delta-BHC						CAS #: 319-86-8	
7.367	7.367	0.000	7873927	0.02500	0.02488		
8 Heptachlor						CAS #: 76-44-8	
7.482	7.482	0.000	7354729	0.02500	0.02645		
10 Aldrin						CAS #: 309-00-2	
8.281	8.281	0.000	22760104	0.02500	0.02428		
12 Heptachlor epoxide						CAS #: 1024-57-3	
9.563	9.563	0.000	17947778	0.02500	0.02388		
13 gamma-Chlordane						CAS #: 5103-74-2	
9.929	9.929	0.000	17643592	0.02500	0.02314		
14 alpha-Chlordane						CAS #: 5103-71-9	
10.207	10.207	0.000	16445545	0.02500	0.02306		

```
--------------------------------------------------------------------------------
   15 Endosulfan I                                CAS #: 959-98-8
10.277  10.277    0.000         6615648 0.02500  0.02411
--------------------------------------------------------------------------------
```

				AMOUNTS			
				CAL-AMT	ON-COL		
RT	EXP RT	DLT RT	RESPONSE	(ng)	(ng)	TARGET RANGE	RATIO
16 4,4'-DDE						CAS #: 72-55-9	
10.589	10.589	0.000	14828970	0.02500	0.02284		
17 Dieldrin						CAS #: 60-57-1	
10.764	10.764	0.000	7087218	0.02500	0.02367		
18 Endrin						CAS #: 72-20-8	
11.259	11.259	0.000	6395488	0.02500	0.02381		
21 4,4'-DDD						CAS #: 72-54-8	
11.539	11.539	0.000	10623948	0.02500	0.02334		
22 Endosulfan II						CAS #: 33213-65-9	
11.610	11.610	0.000	5483914	0.02500	0.02300		
24 4,4'-DDT						CAS #: 50-29-3	
12.013	12.013	0.000	7650585	0.02500	0.02262		
25 Endrin aldehyde						CAS #: 7421-93-4	
12.144	12.144	0.000	4086724	0.02500	0.02414		
26 Endosulfan sulfate						CAS #: 1031-07-8	
12.558	12.558	0.000	4738823	0.02500	0.02305		
27 Methoxychlor						CAS #: 72-43-5	
13.044	13.044	0.000	1838657	0.02500	0.02424		
29 Endrin ketone						CAS #: 53494-70-5	
13.302	13.302	0.000	5081185	0.02500	0.02422		
$ 30 Decachlorobiphenyl						CAS #: 2051-24-3	
15.059	15.059	0.000	3539481	0.02500	0.02586		

Data File: \\cansvr11\dd\chem\GCS\a2hp9.i\90415-1.b\90415-1.b\016F1601.D

Date : 15-APR-2009 16:28

Client ID:

Instrument: a2hp9.i

Sample Info: AB3 G004,,2

Operator: 093905

Column phase: clp pesticides II

Column diameter: 0.53

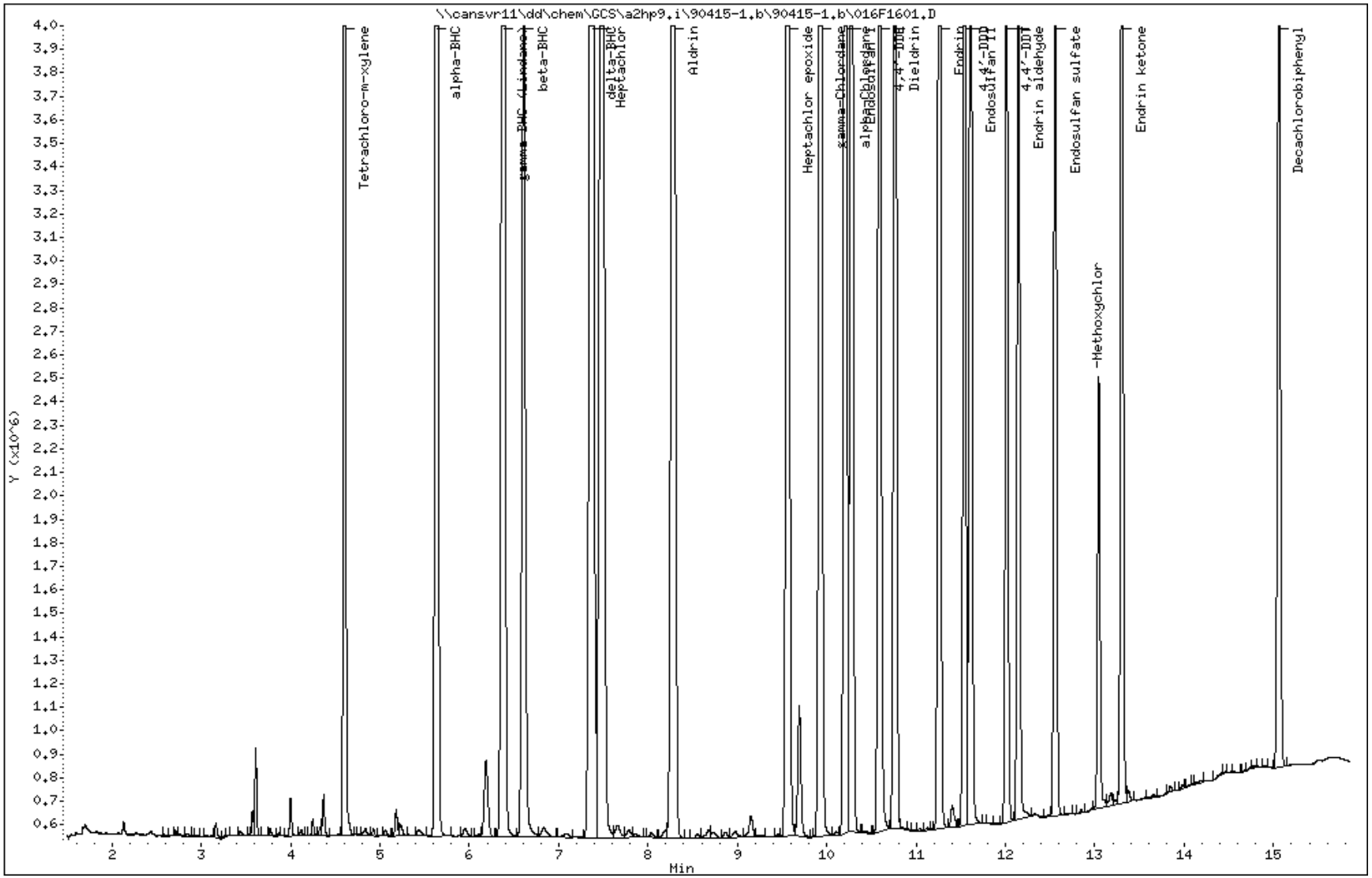

COMPOUNDS and EXP. RT REPORT

Operator: 093905 Date Acquired: 15-APR-2009 16:28
Data File: //cansvr11/dd/chem/GCS/a2hp9.i/90415-1.b/90415-1.b/016F1601.D
Lab Sample ID: AB3 G004
Misc. Info: 1-AB.SUB
Instrument: a2hp9.i
Method: \\cansvr11\dd\chem\GCS\a2hp9.i\90415-1.b\PEST9.m\PEST9r.m
Dilution Factor: 1

Compound	RT	Area	Amount	Conc
1) Tetrachloro-m-xylene	4.603	15685982	0.024	0.024
4) alpha-BHC	5.633	28305573	0.025	0.025
5) gamma-BHC (Lindane)	6.378	25463492	0.025	0.025
6) beta-BHC	6.607	9674048	0.024	0.024
7) delta-BHC	7.367	23551302	0.025	0.025
8) Heptachlor	7.482	23621766	0.026	0.026
10) Aldrin	8.282	22760104	0.024	0.024
12) Heptachlor epoxide	9.563	17947778	0.024	0.024
13) gamma-Chlordane	9.929	17643592	0.023	0.023
14) alpha-Chlordane	10.207	16445545	0.023	0.023
15) Endosulfan I	10.277	15135036	0.024	0.024
16) 4,4'-DDE	10.590	14828970	0.023	0.023
17) Dieldrin	10.765	15359779	0.024	0.024
18) Endrin	11.259	13374187	0.024	0.024
21) 4,4'-DDD	11.540	10623948	0.023	0.023
22) Endosulfan II	11.611	11752838	0.023	0.023
24) 4,4'-DDT	12.013	7650585	0.023	0.023
25) Endrin aldehyde	12.145	8373812	0.024	0.024
26) Endosulfan sulfate	12.558	9505286	0.023	0.023
27) Methoxychlor	13.044	3669829	0.024	0.024
29) Endrin ketone	13.302	9812587	0.024	0.024
30) Decachlorobiphenyl	15.059	8095955	0.026	0.026

Data File: \\cansvr11\dd\chem\GCS\a2hp9.i\90415-1.b\90415-1.b/023F2301.D
Report Date: 04/16/2009

EVALB Degradation Report

Instrument ID: a2hp9.i Injection Date: 15-APR-2009 19:05
Lab File ID: 023F2301.D Lab Sample ID: PEM G087
Analysis Type: NONE Method File: \\cansvr11\dd\chem\GCS\a2hp9.i\90415-1.b\PES

4,4'-DDT Degradation

RT	Area	Compound
12.013	36165217	4,4'-DDT
10.593	353301	4,4'-DDE
11.540	3091150	4,4'-DDD

Percent Degradation of 4,4'-DDT: 8.70

Endrin Degradation

RT	Area	Compound
11.259	24531600	Endrin
12.145	822295	Endrin aldehyde
13.301	1328713	Endrin ketone

Percent Degradation of Endrin: 8.06

TestAmerica North Canton

PESTICIDES 8081/608

Data file : \\cansvr11\dd\chem\GCS\a2hp9.i\90415-1.b\90415-1.b\023F2301.D
Lab Smp Id: PEM G087
Inj Date : 15-APR-2009 19:05
Operator : 093905 Inst ID: a2hp9.i
Smp Info : PEM G087
Misc Info :
Comment :
Method : \\cansvr11\dd\chem\GCS\a2hp9.i\90415-1.b\PEST9.m\PEST9r.m
Meth Date : 16-Apr-2009 07:03 vandorenc Quant Type: ESTD
Cal Date : 06-APR-2009 19:15 Cal File: 009F0901.D
Als bottle: 23 QC Sample: PEM
Dil Factor: 1.00000
Integrator: Falcon Compound Sublist: 12-pem.sub
Target Version: 4.14 Sample Matrix: None
Processing Host: CANPGCSV23

				CONCENTRATIONS ON-COL	FINAL		
RT	EXP RT	DLT RT	RESPONSE	(ng)	(ng)	TARGET RANGE	RATIO
4 alpha-BHC						CAS #: 319-84-6	
5.633	5.633	0.000	9464612	0.00825	0.008250		
5 gamma-BHC (Lindane)						CAS #: 58-89-9	
6.378	6.378	0.000	8396576	0.00840	0.008401		
6 beta-BHC						CAS #: 319-85-7	
6.607	6.606	0.001	1292287	0.00865	0.008648		
16 4,4'-DDE						CAS #: 72-55-9	
10.592	10.589	0.003	353301	5e-004	0.0005442		
18 Endrin						CAS #: 72-20-8	
11.259	11.259	0.000	11627449	0.04329	0.04329		
21 4,4'-DDD						CAS #: 72-54-8	
11.540	11.539	0.001	3091150	0.00679	0.006792		
22 Endosulfan II						CAS #: 33213-65-9	

Peaks not detected for Quant. or Qual. signal(s).

24 4,4'-DDT						CAS #: 50-29-3	
12.012	12.013	-0.001	36165217	0.10690	0.1069		
25 Endrin aldehyde						CAS #: 7421-93-4	
12.145	12.144	0.001	386983	0.00229	0.002286		

```
   27 Methoxychlor                                CAS #: 72-43-5
13.043  13.044   -0.001        20341785 0.26818   0.2682
-------------------------------------------------------------------------------
```

RT	EXP RT	DLT RT	RESPONSE	CONCENTRATIONS ON-COL (ng)	CONCENTRATIONS FINAL (ng)	TARGET RANGE	RATIO

26 Endosulfan sulfate CAS #: 1031-07-8

Peaks not detected for Quant. or Qual. signal(s).

---

29 Endrin ketone CAS #: 53494-70-5

RT	EXP RT	DLT RT	RESPONSE	CONCENTRATIONS ON-COL (ng)	CONCENTRATIONS FINAL (ng)	TARGET RANGE	RATIO
13.301	13.302	-0.001	658162	0.00314	0.003137		

Data File: \\cansvr11\dd\chem\GCS\a2hp9.i\90415-1.b\90415-1.b\023F2301.D

Date : 15-APR-2009 19:05

Client ID:

Instrument: a2hp9.i

Sample Info: PEM G087

Operator: 093905

Column phase: clp pesticides II

Column diameter: 0.53

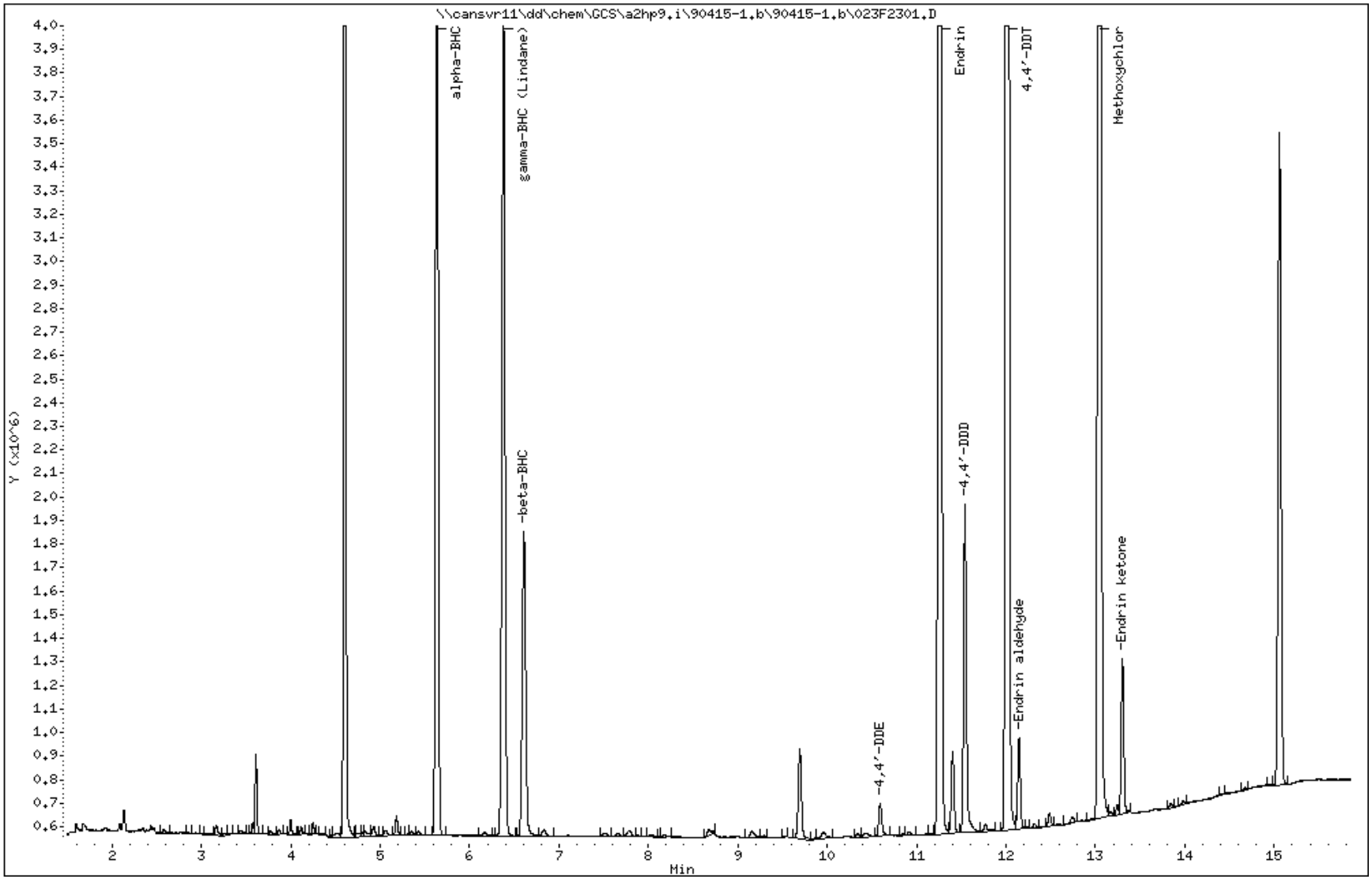

COMPOUNDS and EXP. RT REPORT

Operator: 093905 Date Acquired: 15-APR-2009 19:05
Data File: //cansvr11/dd/chem/GCS/a2hp9.i/90415-1.b/90415-1.b/023F2301.D
Lab Sample ID: PEM G087
Misc. Info:
Instrument: a2hp9.i
Method: \\cansvr11\dd\chem\GCS\a2hp9.i\90415-1.b\PEST9.m\PEST9r.m
Dilution Factor: 1

Compound	RT	Area	Amount	Conc
1) Tetrachloro-m-xylene	4.604	11408453	0.018	0.018
2) Diallate	NOT DETECTED	Expected RT = 5.277		
3) Hexachlorobenzene	5.352	39796	0.000	0.000
4) alpha-BHC	5.634	9464612	0.008	0.008
5) gamma-BHC (Lindane)	6.379	8396576	0.008	0.008
6) beta-BHC	6.608	3496420	0.009	0.009
9) Tech Chlordane	NOT DETECTED	Expected RT = 7.083		
7) delta-BHC	NOT DETECTED	Expected RT = 7.367		
8) Heptachlor	NOT DETECTED	Expected RT = 7.482		
10) Aldrin	NOT DETECTED	Expected RT = 8.282		
11) Isodrin	9.157	94942	0.000	0.000
12) Heptachlor epoxide	NOT DETECTED	Expected RT = 9.563		
13) gamma-Chlordane	NOT DETECTED	Expected RT = 9.929		
14) alpha-Chlordane	NOT DETECTED	Expected RT = 10.207		
15) Endosulfan I	NOT DETECTED	Expected RT = 10.277		
16) 4,4'-DDE	10.593	353301	0.001	0.001
17) Dieldrin	NOT DETECTED	Expected RT = 10.765		
18) Endrin	11.259	24531600	0.043	0.043
19) Chlorobenzilate	NOT DETECTED	Expected RT = 11.367		
20) Kepone	11.403	754625	0.101	0.101
21) 4,4'-DDD	11.540	3091150	0.007	0.007
22) Endosulfan II	NOT DETECTED	Expected RT = 11.611		
23) Toxaphene	11.772	81489	0.004	0.004
24) 4,4'-DDT	12.013	36165217	0.107	0.107
25) Endrin aldehyde	12.145	822295	0.002	0.002
26) Endosulfan sulfate	NOT DETECTED	Expected RT = 12.558		
28) Mirex	NOT DETECTED	Expected RT = 12.940		
27) Methoxychlor	13.044	39145270	0.268	0.268
29) Endrin ketone	13.301	1328713	0.003	0.003
30) Decachlorobiphenyl	15.058	6338356	0.020	0.020

TestAmerica North Canton

CONTINUING CALIBRATION COMPOUNDS

Instrument ID: a2hp9.i Injection Date: 15-APR-2009 19:27
Lab File ID: 024F2401.D Init. Cal. Date(s): 05-APR-2009 14-APR-2009
Analysis Type: Init. Cal. Times: 22:16 16:00
Lab Sample ID: AB3 G004 Quant Type: ESTD
Method: \\cansvr11\dd\chem\GCS\a2hp9.i\90415-1.b\PEST9.m\PEST9r.m

COMPOUND	RRF / AMOUNT	RF0.025	CCAL RRF0.025	MIN RRF	%D / %DRIFT	MAX %D / %DRIFT	CURVE TYPE
$ 1 Tetrachloro-m-xylene	651199740	641155040	641155040	0.000	1.54249	15.00000	Averaged
4 alpha-BHC	1.147e+09	1.139e+09	1.139e+09	0.010	0.74825	15.00000	Averaged
5 gamma-BHC (Lindane)	999489318	1.018e+09	1.018e+09	0.010	-1.88910	15.00000	Averaged
6 beta-BHC	149440377	145821840	145821840	0.010	2.42139	15.00000	Averaged
7 delta-BHC	316459738	313440680	313440680	0.010	0.95401	15.00000	Averaged
8 Heptachlor	278102420	296019720	296019720	0.010	-6.44270	15.00000	Averaged
10 Aldrin	937517496	923673000	923673000	0.010	1.47672	15.00000	Averaged
12 Heptachlor epoxide	751460390	739004480	739004480	0.010	1.65756	15.00000	Averaged
13 gamma-Chlordane	762284707	730040880	730040880	0.010	4.22989	15.00000	Averaged
14 alpha-Chlordane	713180106	680940080	680940080	0.010	4.52060	15.00000	Averaged
15 Endosulfan I	274430767	271781760	271781760	0.010	0.96527	15.00000	Averaged
16 4,4'-DDE	649229023	615316160	615316160	0.010	5.22356	15.00000	Averaged
17 Dieldrin	299369823	290324840	290324840	0.010	3.02134	15.00000	Averaged
18 Endrin	268576549	264715960	264715960	0.010	1.43743	15.00000	Averaged
21 4,4'-DDD	455105848	441947360	441947360	0.010	2.89130	15.00000	Averaged
22 Endosulfan II	238390862	230680840	230680840	0.010	3.23419	15.00000	Averaged
24 4,4'-DDT	338295330	318533040	318533040	0.010	5.84173	15.00000	Averaged
25 Endrin aldehyde	169272490	170826520	170826520	0.010	-0.91806	15.00000	Averaged
26 Endosulfan sulfate	205607001	198202120	198202120	0.010	3.60147	15.00000	Averaged
27 Methoxychlor	75852066	73907120	73907120	0.010	2.56413	15.00000	Averaged
29 Endrin ketone	209826296	206180800	206180800	0.010	1.73739	15.00000	Averaged
$ 30 Decachlorobiphenyl	136887018	147592760	147592760	0.010	-7.82086	15.00000	Averaged

Average %D / Drift Results.

Calculated Average %D/Drift = 2.96088
Maximun Average %D/Drift = 15.00000
* Passed Average %D/Drift Test.

TestAmerica North Canton

PESTICIDES 8081/608

Data file : \\cansvr11\dd\chem\GCS\a2hp9.i\90415-1.b\90415-1.b\024F2401.D
Lab Smp Id: AB3 G004
Inj Date : 15-APR-2009 19:27
Operator : 093905 Inst ID: a2hp9.i
Smp Info : AB3 G004,,2
Misc Info :
Comment :
Method : \\cansvr11\dd\chem\GCS\a2hp9.i\90415-1.b\PEST9.m\PEST9r.m
Meth Date : 16-Apr-2009 07:06 vandorenc Quant Type: ESTD
Cal Date : 06-APR-2009 19:15 Cal File: 009F0901.D
Als bottle: 24 Continuing Calibration Sample
Dil Factor: 1.00000
Integrator: Falcon Compound Sublist: 1-ab.sub
Target Version: 4.14 Sample Matrix: None
Processing Host: CANPGCSV23

RT	EXP RT	DLT RT	RESPONSE	AMOUNTS CAL-AMT (ng)	ON-COL (ng)	TARGET RANGE	RATIO
$ 1 Tetrachloro-m-xylene						CAS #: 877-09-8	
4.603	4.603	0.000	16028876	0.02500	0.02461		
4 alpha-BHC						CAS #: 319-84-6	
5.633	5.633	0.000	28464606	0.02500	0.02481		
5 gamma-BHC (Lindane)						CAS #: 58-89-9	
6.378	6.378	0.000	25459267	0.02500	0.02547		
6 beta-BHC						CAS #: 319-85-7	
6.607	6.607	0.000	3645546	0.02500	0.02439		
7 delta-BHC						CAS #: 319-86-8	
7.365	7.365	0.000	7836017	0.02500	0.02476		
8 Heptachlor						CAS #: 76-44-8	
7.482	7.482	0.000	7400493	0.02500	0.02661		
10 Aldrin						CAS #: 309-00-2	
8.281	8.281	0.000	23091825	0.02500	0.02463		
12 Heptachlor epoxide						CAS #: 1024-57-3	
9.563	9.563	0.000	18475112	0.02500	0.02458		
13 gamma-Chlordane						CAS #: 5103-74-2	
9.929	9.929	0.000	18251022	0.02500	0.02394		
14 alpha-Chlordane						CAS #: 5103-71-9	
10.207	10.207	0.000	17023502	0.02500	0.02387		

```
--------------------------------------------------------------------------------
   15 Endosulfan I                                CAS #: 959-98-8
10.276  10.276    0.000         6794544 0.02500  0.02476
--------------------------------------------------------------------------------
```

				AMOUNTS			
				CAL-AMT	ON-COL		
RT	EXP RT	DLT RT	RESPONSE	(ng)	(ng)	TARGET RANGE	RATIO
16 4,4'-DDE					CAS #: 72-55-9		
10.589	10.589	0.000	15382904	0.02500	0.02369		
17 Dieldrin					CAS #: 60-57-1		
10.763	10.763	0.000	7258121	0.02500	0.02424		
18 Endrin					CAS #: 72-20-8		
11.258	11.258	0.000	6617899	0.02500	0.02464		
21 4,4'-DDD					CAS #: 72-54-8		
11.540	11.540	0.000	11048684	0.02500	0.02428		
22 Endosulfan II					CAS #: 33213-65-9		
11.609	11.609	0.000	5767021	0.02500	0.02419		
24 4,4'-DDT					CAS #: 50-29-3		
12.013	12.013	0.000	7963326	0.02500	0.02354		
25 Endrin aldehyde					CAS #: 7421-93-4		
12.144	12.144	0.000	4270663	0.02500	0.02523		
26 Endosulfan sulfate					CAS #: 1031-07-8		
12.557	12.557	0.000	4955053	0.02500	0.02410		
27 Methoxychlor					CAS #: 72-43-5		
13.044	13.044	0.000	1847678	0.02500	0.02436		
29 Endrin ketone					CAS #: 53494-70-5		
13.302	13.302	0.000	5154520	0.02500	0.02456		
$ 30 Decachlorobiphenyl					CAS #: 2051-24-3		
15.058	15.058	0.000	3689819	0.02500	0.02696		

Data File: \\cansvr11\dd\chem\GCS\a2hp9.i\90415-1.b\90415-1.b\024F2401.D

Date : 15-APR-2009 19:27

Client ID:

Instrument: a2hp9.i

Sample Info: AB3 G004,,2

Operator: 093905

Column phase: clp pesticides II

Column diameter: 0.53

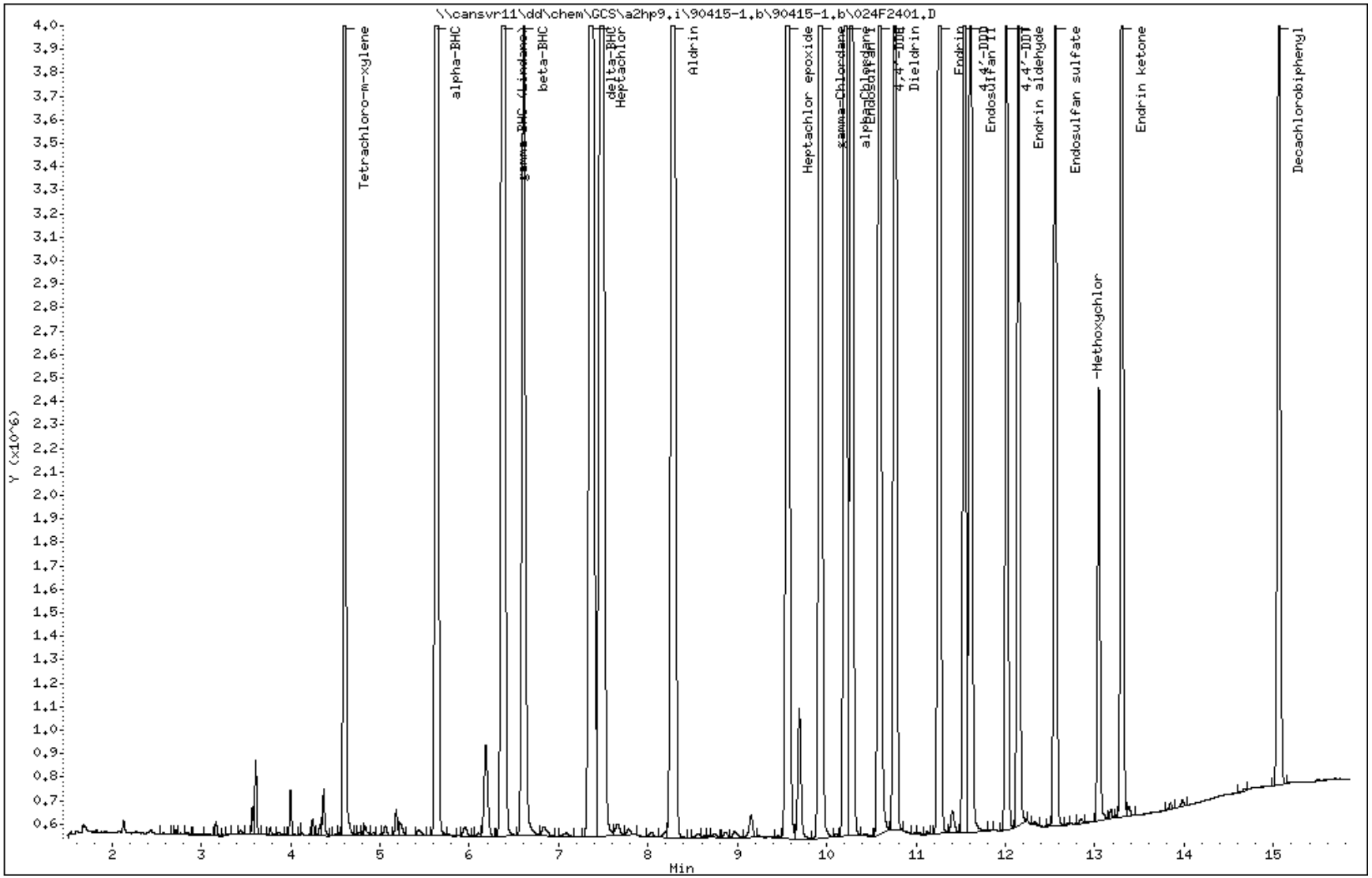

COMPOUNDS and EXP. RT REPORT

Operator: 093905 Date Acquired: 15-APR-2009 19:27
Data File: //cansvr11/dd/chem/GCS/a2hp9.i/90415-1.b/90415-1.b/024F2401.D
Lab Sample ID: AB3 G004
Misc. Info:
Instrument: a2hp9.i
Method: \\cansvr11\dd\chem\GCS\a2hp9.i\90415-1.b\PEST9.m\PEST9r.m
Dilution Factor: 1

Compound	RT	Area	Amount	Conc
1) Tetrachloro-m-xylene	4.603	16028876	0.025	0.025
4) alpha-BHC	5.634	28464606	0.025	0.025
5) gamma-BHC (Lindane)	6.378	25459267	0.025	0.025
6) beta-BHC	6.607	9731350	0.024	0.024
7) delta-BHC	7.366	23586582	0.025	0.025
8) Heptachlor	7.482	23651548	0.027	0.027
10) Aldrin	8.281	23091825	0.025	0.025
12) Heptachlor epoxide	9.563	18475112	0.025	0.025
13) gamma-Chlordane	9.930	18251022	0.024	0.024
14) alpha-Chlordane	10.207	17023502	0.024	0.024
15) Endosulfan I	10.276	15644253	0.025	0.025
16) 4,4'-DDE	10.590	15382904	0.024	0.024
17) Dieldrin	10.764	15866819	0.024	0.024
18) Endrin	11.259	13865014	0.025	0.025
21) 4,4'-DDD	11.541	11048684	0.024	0.024
22) Endosulfan II	11.610	12372159	0.024	0.024
24) 4,4'-DDT	12.013	7963326	0.024	0.024
25) Endrin aldehyde	12.145	8712073	0.025	0.025
26) Endosulfan sulfate	12.557	9866603	0.024	0.024
27) Methoxychlor	13.045	3693925	0.024	0.024
29) Endrin ketone	13.302	10096397	0.025	0.025
30) Decachlorobiphenyl	15.059	8464904	0.027	0.027

TestAmerica North Canton

RECOVERY REPORT

Client Name: Client SDG: SDGa00713
Sample Matrix: LIQUID Fraction: Pesticides
Lab Smp Id: MRL
Level: LOW Operator: 093905
Data Type: GC MULTI COMP SampleType: MRL
SpikeList File: MRL.spk Quant Type: ESTD
Sublist File: mrl.sub
Method File: \\cansvr11\dd\chem\GCS\a2hp9.i\90415-1.b\PEST9.m\PEST9r.m
Misc Info:

SPIKE COMPOUND	AMOUNT ADDED ng	AMOUNT RECOVERED ng	% RECOVERED	LIMITS
4 alpha-BHC	0.005000	0.004568	91.35	70-130
5 gamma-BHC (Lindane	0.005000	0.004922	98.44	70-130
6 beta-BHC	0.005000	0.005417	108.35	70-130
7 delta-BHC	0.005000	0.004727	94.55	70-130
8 Heptachlor	0.005000	0.005372	107.45	70-130
10 Aldrin	0.005000	0.004867	97.34	70-130
12 Heptachlor epoxide	0.005000	0.005214	104.28	70-130
13 gamma-Chlordane	0.005000	0.005015	100.30	70-130
14 alpha-Chlordane	0.005000	0.005068	101.36	70-130
15 Endosulfan I	0.005000	0.005327	106.53	70-130
16 4,4'-DDE	0.005000	0.004889	97.77	70-130
17 Dieldrin	0.005000	0.004989	99.79	70-130
18 Endrin	0.005000	0.005045	100.91	70-130
21 4,4'-DDD	0.005000	0.005245	104.91	70-130
22 Endosulfan II	0.005000	0.005352	107.04	70-130
24 4,4'-DDT	0.005000	0.004889	97.79	70-130
25 Endrin aldehyde	0.005000	0.005856	117.12	70-130
26 Endosulfan sulfate	0.005000	0.005450	109.01	70-130
27 Methoxychlor	0.005000	0.005697	113.94	70-130
29 Endrin ketone	0.005000	0.005907	118.13	70-130

TestAmerica North Canton

PESTICIDES 8081/608

Data file : \\cansvr11\dd\chem\GCS\a2hp9.i\90415-1.b\90415-1.b\025F2501.D
Lab Smp Id: MRL
Inj Date : 15-APR-2009 19:50
Operator : 093905 Inst ID: a2hp9.i
Smp Info : MRL
Misc Info :
Comment :
Method : \\cansvr11\dd\chem\GCS\a2hp9.i\90415-1.b\PEST9.m\PEST9r.m
Meth Date : 16-Apr-2009 07:06 vandorenc Quant Type: ESTD
Cal Date : 06-APR-2009 19:15 Cal File: 009F0901.D
Als bottle: 25 QC Sample: MRL
Dil Factor: 1.00000
Integrator: Falcon Compound Sublist: mrl.sub
Target Version: 4.14 Sample Matrix: WATER
Processing Host: CANPGCSV23

Concentration Formula: Amt * DF * Vt/Vo/Vi * CpndVariable

Name	Value	Description
DF	1.000	Dilution Factor
Vt	1.000	Volume of final extract (uL)
Vo	1.000	Volume of sample extracted (mL)
Vi	1.000	Volume injected
Cpnd Variable		Local Compound Variable

				CONCENTRATIONS ON-COL (ng)	FINAL (ug/L)	TARGET RANGE	RATIO
RT	EXP RT	DLT RT	RESPONSE				
4 alpha-BHC						CAS #: 319-84-6	
5.634	5.633	0.001	5239816	0.00457	0.004568		
55 DDD/Endosulfan II						CAS #: 72-54-8/332-65-	

Peaks not detected for Quant. or Qual. signal(s).

5 gamma-BHC (Lindane)						CAS #: 58-89-9	
6.379	6.378	0.001	4919264	0.00492	0.004922		
6 beta-BHC						CAS #: 319-85-7	
6.608	6.607	0.001	809593	0.00542	0.005417		
7 delta-BHC						CAS #: 319-86-8	
7.366	7.365	0.001	1495987	0.00473	0.004727		

```
    8 Heptachlor                                    CAS #: 76-44-8
7.481    7.482   -0.001         1494083 0.00537  0.005372
--------------------------------------------------------------------------------
   10 Aldrin                                        CAS #: 309-00-2
8.281    8.281    0.000         4562800 0.00487  0.004867
--------------------------------------------------------------------------------
```

RT	EXP RT	DLT RT	RESPONSE	CONCENTRATIONS ON-COL (ng)	CONCENTRATIONS FINAL (ug/L)	TARGET RANGE	RATIO
12 Heptachlor epoxide					CAS #: 1024-57-3		
9.562	9.563	-0.001	3918122	0.00521	0.005214		
13 gamma-Chlordane					CAS #: 5103-74-2		
9.928	9.929	-0.001	3823008	0.00502	0.005015		
14 alpha-Chlordane					CAS #: 5103-71-9		
10.206	10.207	-0.001	3614342	0.00507	0.005068		
15 Endosulfan I					CAS #: 959-98-8		
10.276	10.276	0.000	1461793	0.00533	0.005327		
16 4,4'-DDE					CAS #: 72-55-9		
10.590	10.589	0.001	3173845	0.00489	0.004889		
17 Dieldrin					CAS #: 60-57-1		
10.764	10.763	0.001	1493693	0.00499	0.004989		
18 Endrin					CAS #: 72-20-8		
11.258	11.258	0.000	1355100	0.00505	0.005045		
21 4,4'-DDD					CAS #: 72-54-8		
11.539	11.540	-0.001	2387229	0.00525	0.005245		
22 Endosulfan II					CAS #: 33213-65-9		
11.609	11.609	0.000	1275821	0.00535	0.005352		
24 4,4'-DDT					CAS #: 50-29-3		
12.012	12.013	-0.001	1654092	0.00489	0.004889		
25 Endrin aldehyde					CAS #: 7421-93-4		
12.144	12.144	0.000	991253	0.00586	0.005856		
26 Endosulfan sulfate					CAS #: 1031-07-8		
12.556	12.557	-0.001	1120637	0.00545	0.005450		
27 Methoxychlor					CAS #: 72-43-5		
13.043	13.044	-0.001	432118	0.00570	0.005697		
29 Endrin ketone					CAS #: 53494-70-5		
13.301	13.302	-0.001	1239360	0.00591	0.005907		

Data File: \\cansvr11\dd\chem\GCS\a2hp9.i\90415-1.b\90415-1.b\025F2501.D

Date : 15-APR-2009 19:50

Client ID:

Instrument: a2hp9.i

Sample Info: MRL

Volume Injected (uL): 1.0

Operator: 093905

Column phase: clp pesticides II

Column diameter: 0.53

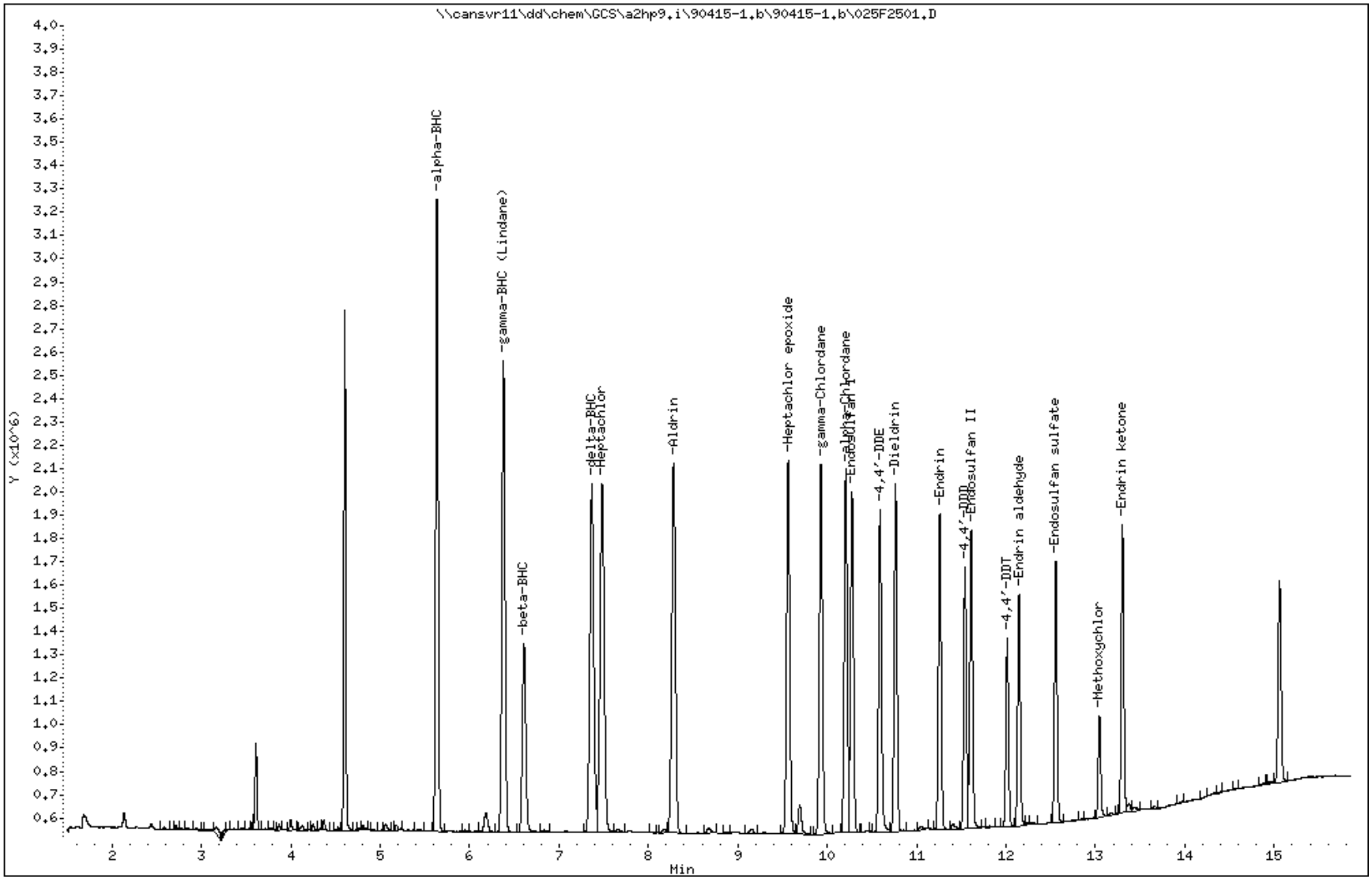

TestAmerica North Canton

CONTINUING CALIBRATION COMPOUNDS

Instrument ID: a2hp9.i Injection Date: 15-APR-2009 23:11
Lab File ID: 033F3301.D Init. Cal. Date(s): 05-APR-2009 14-APR-2009
Analysis Type: Init. Cal. Times: 22:16 16:00
Lab Sample ID: AB3 G004 Quant Type: ESTD
Method: \\cansvr11\dd\chem\GCS\a2hp9.i\90415-1.b\PEST9.m\PEST9r.m

COMPOUND	RRF / AMOUNT	RF0.025	CCAL RRF0.025	MIN RRF	%D / %DRIFT	MAX %D / %DRIFT	CURVE TYPE
$ 1 Tetrachloro-m-xylene	651199740	614060720	614060720	0.000	5.70317	15.00000	Averaged
4 alpha-BHC	1.147e+09	1.103e+09	1.103e+09	0.010	3.81563	15.00000	Averaged
5 gamma-BHC (Lindane)	999489318	998283800	998283800	0.010	0.12061	15.00000	Averaged
6 beta-BHC	149440377	143718320	143718320	0.010	3.82899	15.00000	Averaged
7 delta-BHC	316459738	309809480	309809480	0.010	2.10145	15.00000	Averaged
8 Heptachlor	278102420	287131760	287131760	0.010	-3.24677	15.00000	Averaged
10 Aldrin	937517496	891126520	891126520	0.010	4.94828	15.00000	Averaged
12 Heptachlor epoxide	751460390	713005680	713005680	0.010	5.11733	15.00000	Averaged
13 gamma-Chlordane	762284707	701973240	701973240	0.010	7.91193	15.00000	Averaged
14 alpha-Chlordane	713180106	652641800	652641800	0.010	8.48850	15.00000	Averaged
15 Endosulfan I	274430767	261416440	261416440	0.010	4.74230	15.00000	Averaged
16 4,4'-DDE	649229023	593633560	593633560	0.010	8.56331	15.00000	Averaged
17 Dieldrin	299369823	283738320	283738320	0.010	5.22147	15.00000	Averaged
18 Endrin	268576549	253341440	253341440	0.010	5.67254	15.00000	Averaged
21 4,4'-DDD	455105848	427442040	427442040	0.010	6.07854	15.00000	Averaged
22 Endosulfan II	238390862	220514400	220514400	0.010	7.49880	15.00000	Averaged
24 4,4'-DDT	338295330	306891880	306891880	0.010	9.28285	15.00000	Averaged
25 Endrin aldehyde	169272490	164416360	164416360	0.010	2.86882	15.00000	Averaged
26 Endosulfan sulfate	205607001	192998320	192998320	0.010	6.13242	15.00000	Averaged
27 Methoxychlor	75852066	73017200	73017200	0.010	3.73736	15.00000	Averaged
29 Endrin ketone	209826296	201050400	201050400	0.010	4.18246	15.00000	Averaged
$ 30 Decachlorobiphenyl	136887018	142773760	142773760	0.010	-4.30044	15.00000	Averaged

Average %D / Drift Results.

Calculated Average %D/Drift = 5.16200
Maximun Average %D/Drift = 15.00000
* Passed Average %D/Drift Test.

TestAmerica North Canton

PESTICIDES 8081/608

Data file : \\cansvr11\dd\chem\GCS\a2hp9.i\90415-1.b\90415-1.b\033F3301.D
Lab Smp Id: AB3 G004
Inj Date : 15-APR-2009 23:11
Operator : 093905 Inst ID: a2hp9.i
Smp Info : AB3 G004,,2
Misc Info : 1-AB.SUB
Comment :
Method : \\cansvr11\dd\chem\GCS\a2hp9.i\90415-1.b\PEST9.m\PEST9r.m
Meth Date : 16-Apr-2009 07:08 vandorenc Quant Type: ESTD
Cal Date : 06-APR-2009 19:15 Cal File: 009F0901.D
Als bottle: 33 Continuing Calibration Sample
Dil Factor: 1.00000
Integrator: Falcon Compound Sublist: 1-AB.SUB
Target Version: 4.14 Sample Matrix: None
Processing Host: CANPGCSV23

				AMOUNTS			
				CAL-AMT	ON-COL		
RT	EXP RT	DLT RT	RESPONSE	(ng)	(ng)	TARGET RANGE	RATIO
$ 1 Tetrachloro-m-xylene						CAS #: 877-09-8	
4.602	4.602	0.000	15351518	0.02500	0.02357		
4 alpha-BHC						CAS #: 319-84-6	
5.632	5.632	0.000	27584908	0.02500	0.02405		
5 gamma-BHC (Lindane)						CAS #: 58-89-9	
6.377	6.377	0.000	24957095	0.02500	0.02497		
6 beta-BHC						CAS #: 319-85-7	
6.606	6.606	0.000	3592958	0.02500	0.02404		
7 delta-BHC						CAS #: 319-86-8	
7.364	7.364	0.000	7745237	0.02500	0.02447		
8 Heptachlor						CAS #: 76-44-8	
7.480	7.480	0.000	7178294	0.02500	0.02581		
10 Aldrin						CAS #: 309-00-2	
8.280	8.280	0.000	22278163	0.02500	0.02376		
12 Heptachlor epoxide						CAS #: 1024-57-3	
9.561	9.561	0.000	17825142	0.02500	0.02372		
13 gamma-Chlordane						CAS #: 5103-74-2	
9.927	9.927	0.000	17549331	0.02500	0.02302		
14 alpha-Chlordane						CAS #: 5103-71-9	
10.205	10.205	0.000	16316045	0.02500	0.02288		

```
--------------------------------------------------------------------------------
   15 Endosulfan I                                CAS #: 959-98-8
10.276  10.276    0.000         6535411 0.02500  0.02381
--------------------------------------------------------------------------------
```

				AMOUNTS			
				CAL-AMT	ON-COL		
RT	EXP RT	DLT RT	RESPONSE	(ng)	(ng)	TARGET RANGE	RATIO
16 4,4'-DDE					CAS #: 72-55-9		
10.588	10.588	0.000	14840839	0.02500	0.02286		
17 Dieldrin					CAS #: 60-57-1		
10.763	10.763	0.000	7093458	0.02500	0.02369		
18 Endrin					CAS #: 72-20-8		
11.257	11.257	0.000	6333536	0.02500	0.02358		
21 4,4'-DDD					CAS #: 72-54-8		
11.537	11.537	0.000	10686051	0.02500	0.02348		
22 Endosulfan II					CAS #: 33213-65-9		
11.608	11.608	0.000	5512860	0.02500	0.02312		
24 4,4'-DDT					CAS #: 50-29-3		
12.011	12.011	0.000	7672297	0.02500	0.02268		
25 Endrin aldehyde					CAS #: 7421-93-4		
12.143	12.143	0.000	4110409	0.02500	0.02428		
26 Endosulfan sulfate					CAS #: 1031-07-8		
12.555	12.555	0.000	4824958	0.02500	0.02347		
27 Methoxychlor					CAS #: 72-43-5		
13.043	13.043	0.000	1825430	0.02500	0.02406		
29 Endrin ketone					CAS #: 53494-70-5		
13.301	13.301	0.000	5026260	0.02500	0.02395		
$ 30 Decachlorobiphenyl					CAS #: 2051-24-3		
15.057	15.057	0.000	3569344	0.02500	0.02608		

Data File: \\cansvr11\dd\chem\GCS\a2hp9.i\90415-1.b\90415-1.b\033F3301.D

Date : 15-APR-2009 23:11

Client ID:

Instrument: a2hp9.i

Sample Info: AB3 G004,,2

Operator: 093905

Column phase: clp pesticides II

Column diameter: 0.53

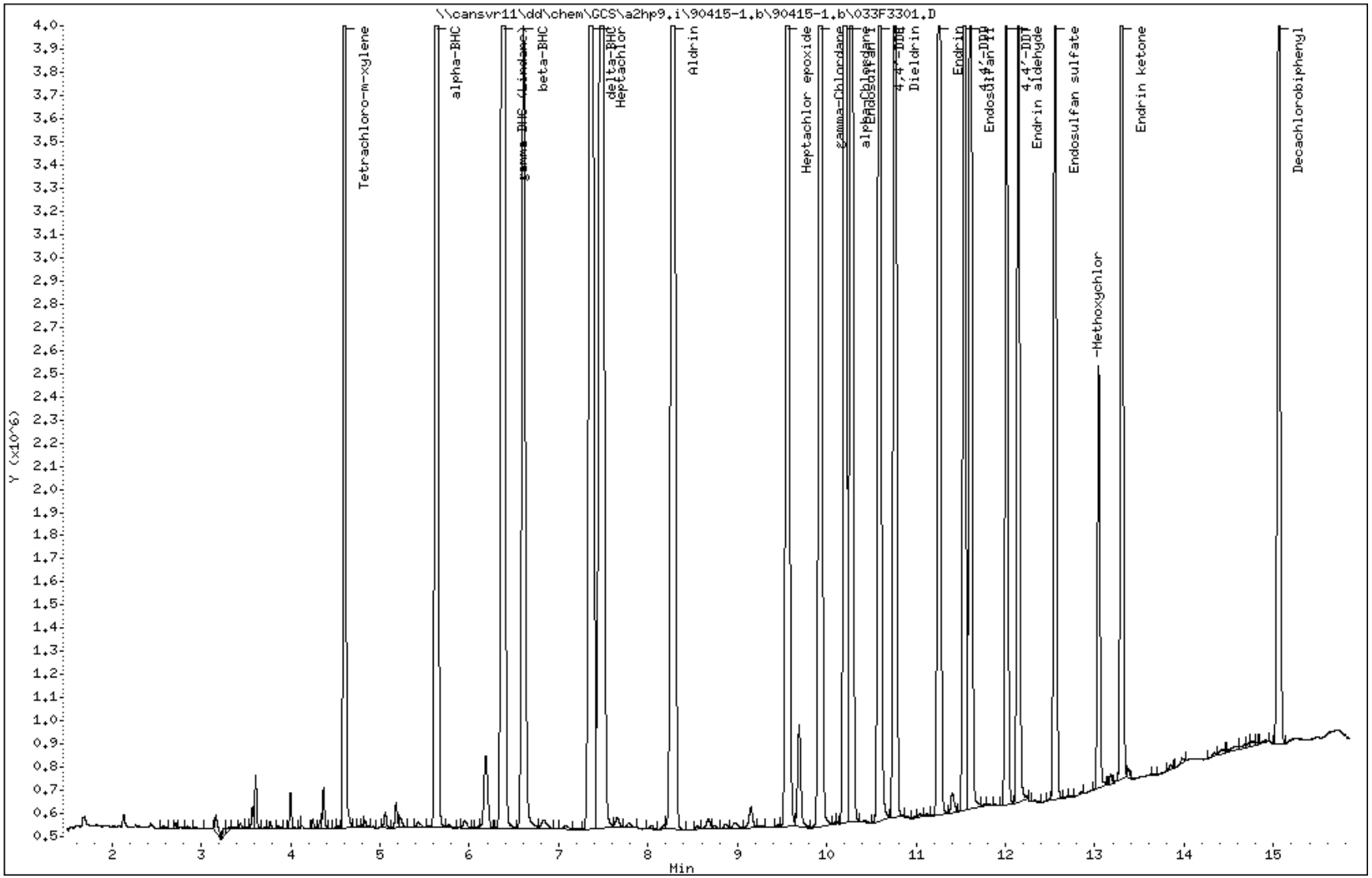

COMPOUNDS and EXP. RT REPORT

Operator: 093905 Date Acquired: 15-APR-2009 23:11
Data File: //cansvr11/dd/chem/GCS/a2hp9.i/90415-1.b/90415-1.b/033F3301.D
Lab Sample ID: AB3 G004
Misc. Info: 1-AB.SUB
Instrument: a2hp9.i
Method: \\cansvr11\dd\chem\GCS\a2hp9.i\90415-1.b\PEST9.m\PEST9r.m
Dilution Factor: 1

Compound	RT	Area	Amount	Conc
1) Tetrachloro-m-xylene	4.602	15351518	0.024	0.024
4) alpha-BHC	5.632	27584908	0.024	0.024
5) gamma-BHC (Lindane)	6.377	24957095	0.025	0.025
6) beta-BHC	6.606	9543840	0.024	0.024
7) delta-BHC	7.365	23186614	0.024	0.024
8) Heptachlor	7.480	23154516	0.026	0.026
10) Aldrin	8.280	22278163	0.024	0.024
12) Heptachlor epoxide	9.561	17825142	0.024	0.024
13) gamma-Chlordane	9.927	17549331	0.023	0.023
14) alpha-Chlordane	10.205	16316045	0.023	0.023
15) Endosulfan I	10.276	15048483	0.024	0.024
16) 4,4'-DDE	10.589	14840839	0.023	0.023
17) Dieldrin	10.764	15300870	0.024	0.024
18) Endrin	11.258	13339281	0.024	0.024
21) 4,4'-DDD	11.538	10686051	0.023	0.023
22) Endosulfan II	11.609	11888902	0.023	0.023
24) 4,4'-DDT	12.011	7672297	0.023	0.023
25) Endrin aldehyde	12.144	8469414	0.024	0.024
26) Endosulfan sulfate	12.555	9543888	0.023	0.023
27) Methoxychlor	13.044	3557767	0.024	0.024
29) Endrin ketone	13.301	9706345	0.024	0.024
30) Decachlorobiphenyl	15.057	8196622	0.026	0.026

TestAmerica North Canton

CONTINUING CALIBRATION COMPOUNDS

Instrument ID: a2hp9.i Injection Date: 16-APR-2009 02:09
Lab File ID: 040F4001.D Init. Cal. Date(s): 05-APR-2009 14-APR-2009
Analysis Type: Init. Cal. Times: 22:16 16:00
Lab Sample ID: TOX3 G098 Quant Type: ESTD
Method: \\cansvr11\dd\chem\GCS\a2hp9.i\90415-1.b\PEST9.m\PEST9r.m

COMPOUND	RRF / AMOUNT	RF0.025	CCAL RRF0.025	MIN RRF	%D / %DRIFT	MAX %D / %DRIFT	CURVE TYPE	
23 Toxaphene(1)	7860796	6278344	6278344	0.010	20.13094	15.00000	Averaged	<-
(2)	3453913	2721947	2721947	0.010	21.19236	15.00000	Averaged	<-
(3)	7696349	6115741	6115741	0.010	20.53711	15.00000	Averaged	<-
(4)	5446083	4339892	4339892	0.010	20.31169	15.00000	Averaged	<-
(5)	2257734	1821662	1821662	0.010	19.31460	15.00000	Averaged	<-

Average %D / Drift Results.

Calculated Average %D/Drift = 20.29734
Maximun Average %D/Drift = 15.00000
* Failed Average %D/Drift Test.

TestAmerica North Canton

PESTICIDES 8081/608

Data file : \\cansvr11\dd\chem\GCS\a2hp9.i\90415-1.b\90415-1.b\040F4001.D
Lab Smp Id: TOX3 G098
Inj Date : 16-APR-2009 02:09
Operator : 093905 Inst ID: a2hp9.i
Smp Info : TOX3 G098,,2
Misc Info : 16-TOXAPH.SUB
Comment :
Method : \\cansvr11\dd\chem\GCS\a2hp9.i\90415-1.b\PEST9.m\PEST9r.m
Meth Date : 16-Apr-2009 07:09 vandorenc Quant Type: ESTD
Cal Date : 06-APR-2009 19:15 Cal File: 009F0901.D
Als bottle: 40 Continuing Calibration Sample
Dil Factor: 1.00000
Integrator: Falcon Compound Sublist: 16-TOXAPH.SUB
Target Version: 4.14 Sample Matrix: None
Processing Host: CANPGCSV23

				AMOUNTS			
				CAL-AMT	ON-COL		
RT	EXP RT	DLT RT	RESPONSE	(ng)	(ng)	TARGET RANGE	RATIO
23 Toxaphene					CAS #: 8001-35-2		
11.748	11.748	0.000	6278344	1.00000	0.7987	80.00- 120.00	100.00(M)
11.861	11.861	0.000	2721947	1.00000	0.7881	114.04- 154.04	43.35
12.154	12.154	0.000	6115741	1.00000	0.7946	115.64- 155.64	97.41
12.891	12.891	0.000	4339892	1.00000	0.7969	52.78- 92.78	69.12
13.258	13.258	0.000	1821662	1.00000	0.8068	69.36- 109.36	29.02
		Average of Peak Amounts =			0.79702		

QC Flag Legend

M - Compound response manually integrated.

Data File: \\cansvr11\dd\chem\GCS\a2hp9.i\90415-1.b\90415-1.b\040F4001.D

Page 1

Date : 16-APR-2009 02:09

Client ID:

Instrument: a2hp9.i

Sample Info: TOX3 G098,,2

Operator: 093905

Column phase: clp pesticides II

Column diameter: 0.53

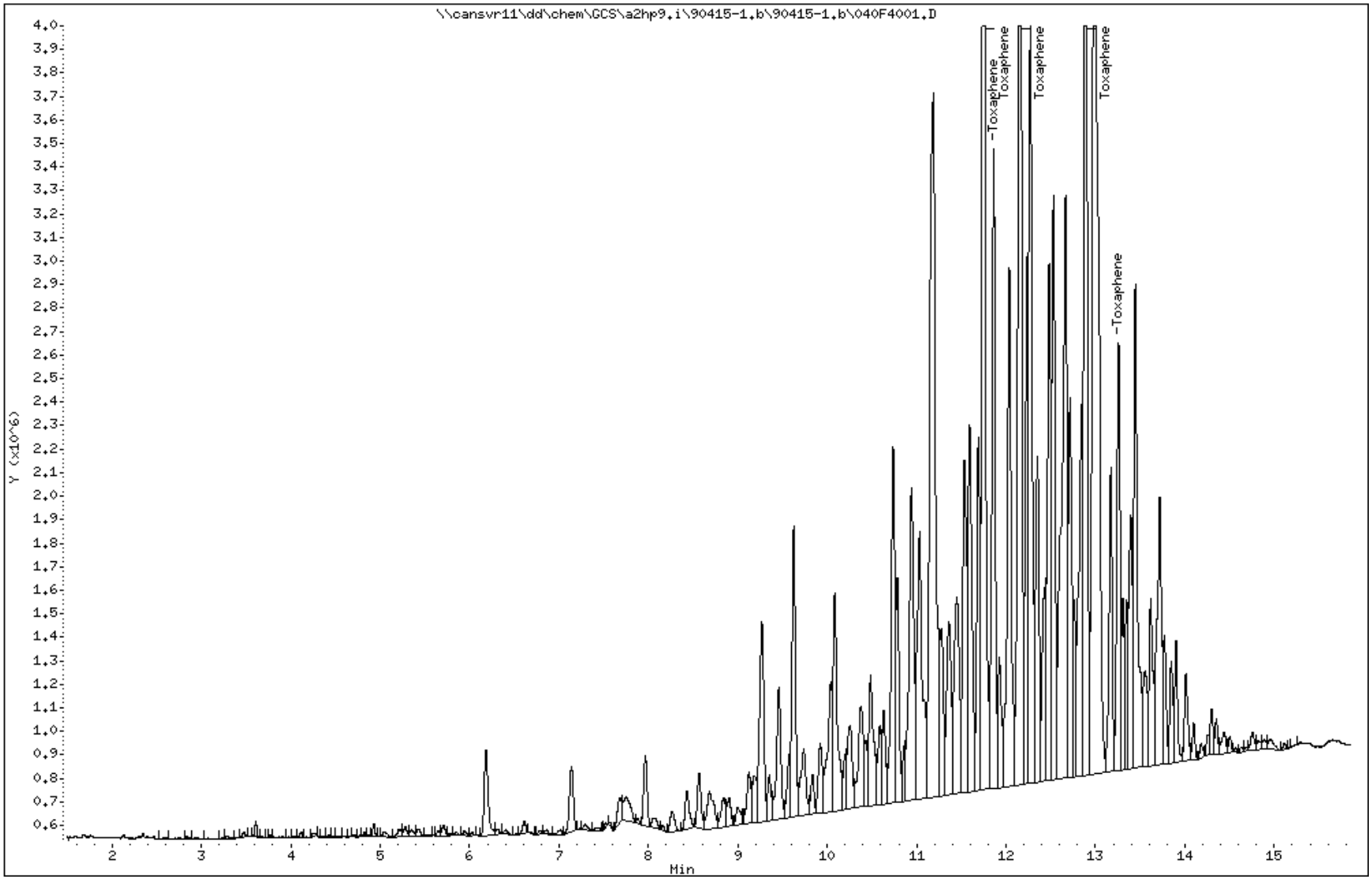

COMPOUNDS and EXP. RT REPORT

Operator: 093905 Date Acquired: 16-APR-2009 02:09
Data File: \\cansvr11\dd\chem\GCS\a2hp9.i\90415-1.b\90415-1.b\040F4001.D
Lab Sample ID: TOX3 G098
Misc. Info: 16-TOXAPH.SUB
Instrument: a2hp9.i
Method: \\cansvr11\dd\chem\GCS\a2hp9.i\90415-1.b\PEST9.m\PEST9r.m
Dilution Factor: 1

Compound	RT	Area	Amount	Conc
23) Toxaphene	11.749	15263008	0.799	0.799

Data File Name: 040F4001.D
Inj. Date and Time: 16-APR-2009 02:09
Instrument ID: a2hp9.i
Client ID:
Compound Name: Toxaphene
CAS #: 8001-35-2
Report Date: 04/16/2009

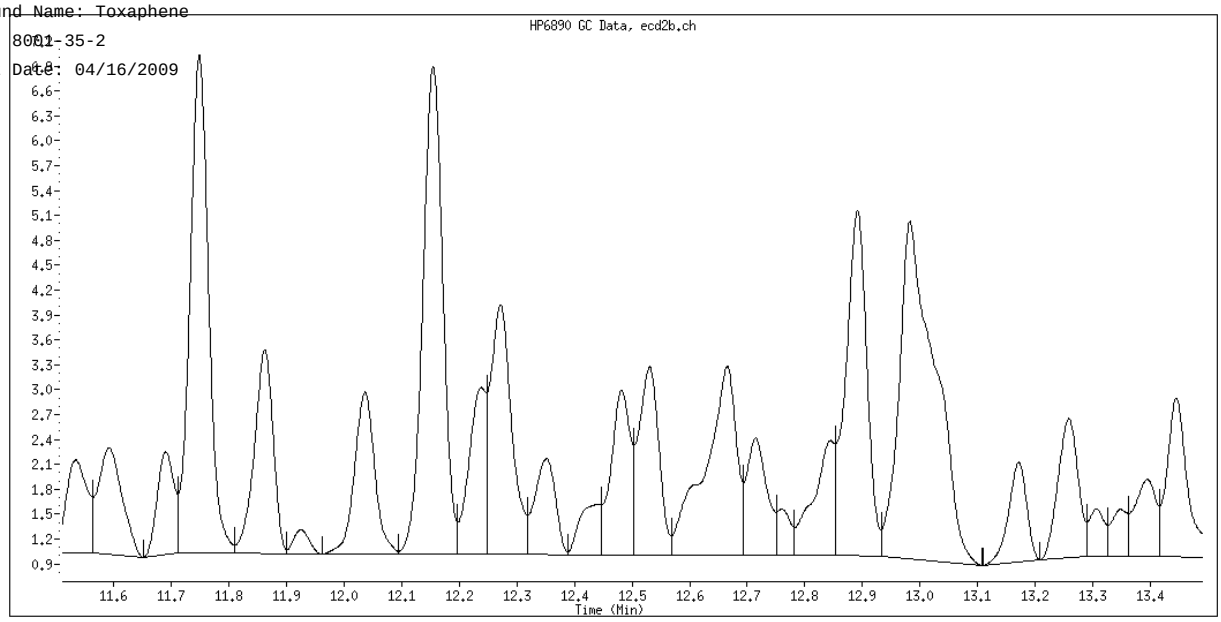

Original Integration

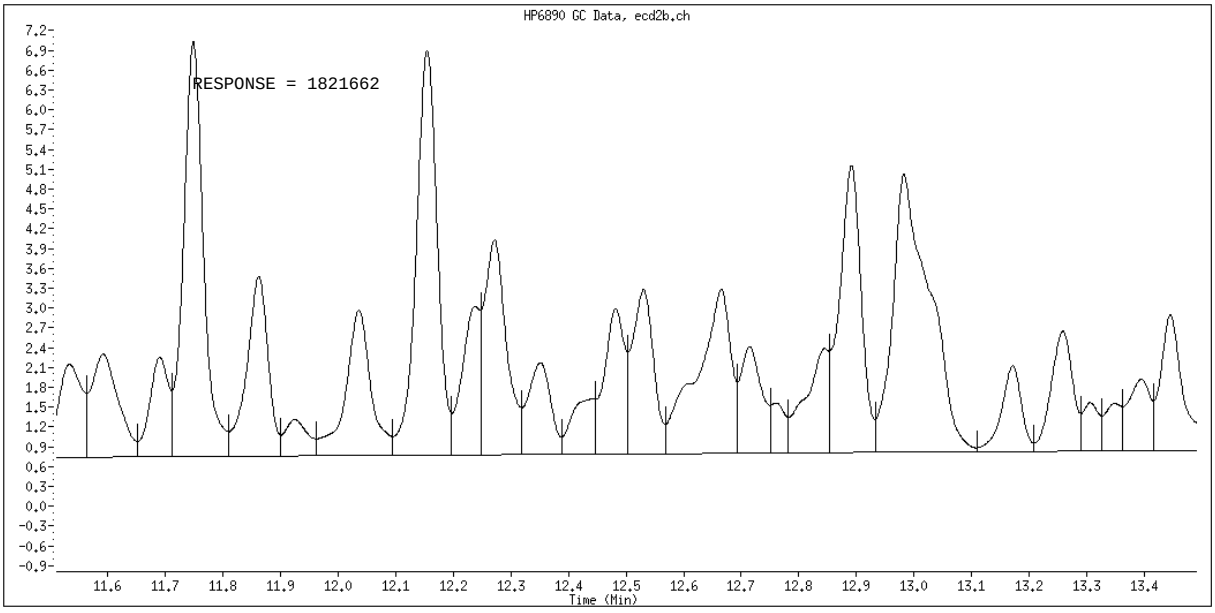

Manual Integration

Manually Integrated By: vandorenc
Manual Integration Reason: Baseline Event

TestAmerica North Canton

CONTINUING CALIBRATION COMPOUNDS

Instrument ID: a2hp9.i Injection Date: 16-APR-2009 02:32
Lab File ID: 041F4101.D Init. Cal. Date(s): 05-APR-2009 14-APR-2009
Analysis Type: Init. Cal. Times: 22:16 16:00
Lab Sample ID: TC3 G025 Quant Type: ESTD
Method: \\cansvr11\dd\chem\GCS\a2hp9.i\90415-1.b\PEST9.m\PEST9r.m

COMPOUND	RRF / AMOUNT	RF0.025	CCAL RRF0.025	MIN RRF	%D / %DRIFT	MAX %D / %DRIFT	CURVE TYPE	
9 Tech Chlordane(1)	10726349	9316720	9316720	0.010	13.14174	15.00000	Averaged	
(2)	13320423	11438900	11438900	0.010	14.12510	15.00000	Averaged	
(3)	36443262	30482250	30482250	0.010	16.35697	15.00000	Averaged	<-
(4)	29267206	24217220	24217220	0.010	17.25476	15.00000	Averaged	<-

Average %D / Drift Results.
Calculated Average %D/Drift = 15.21964
Maximun Average %D/Drift = 15.00000
* Failed Average %D/Drift Test.

TestAmerica North Canton

PESTICIDES 8081/608

Data file : \\cansvr11\dd\chem\GCS\a2hp9.i\90415-1.b\90415-1.b\041F4101.D
Lab Smp Id: TC3 G025
Inj Date : 16-APR-2009 02:32
Operator : 093905 Inst ID: a2hp9.i
Smp Info : TC3 G025,,2
Misc Info : 15-TECHLOR.SUB
Comment :
Method : \\cansvr11\dd\chem\GCS\a2hp9.i\90415-1.b\PEST9.m\PEST9r.m
Meth Date : 16-Apr-2009 07:09 vandorenc Quant Type: ESTD
Cal Date : 06-APR-2009 19:15 Cal File: 009F0901.D
Als bottle: 41 Continuing Calibration Sample
Dil Factor: 1.00000
Integrator: Falcon Compound Sublist: 15-TECHLOR.SUB
Target Version: 4.14 Sample Matrix: None
Processing Host: CANPGCSV23

				AMOUNTS			
				CAL-AMT	ON-COL		
RT	EXP RT	DLT RT	RESPONSE	(ng)	(ng)	TARGET RANGE	RATIO
9 Tech Chlordane					CAS #: 57-74-9		
7.081	7.081	0.000	931672	0.10000	0.08686	0.00- 20.00	100.00
8.704	8.704	0.000	1143890	0.10000	0.08587	0.00- 20.00	122.78
9.927	9.927	0.000	3048225	0.10000	0.08364	0.00- 20.00	327.18
10.207	10.207	0.000	2421722	0.10000	0.08274	0.00- 20.00	259.93
		Average of Peak Amounts =			0.08478		

Data File: \\cansvr11\dd\chem\GCS\a2hp9.i\90415-1.b\90415-1.b\041F4101.D

Date : 16-APR-2009 02:32

Client ID:

Instrument: a2hp9.i

Sample Info: TC3 G025,,2

Operator: 093905

Column phase: clp pesticides II

Column diameter: 0.53

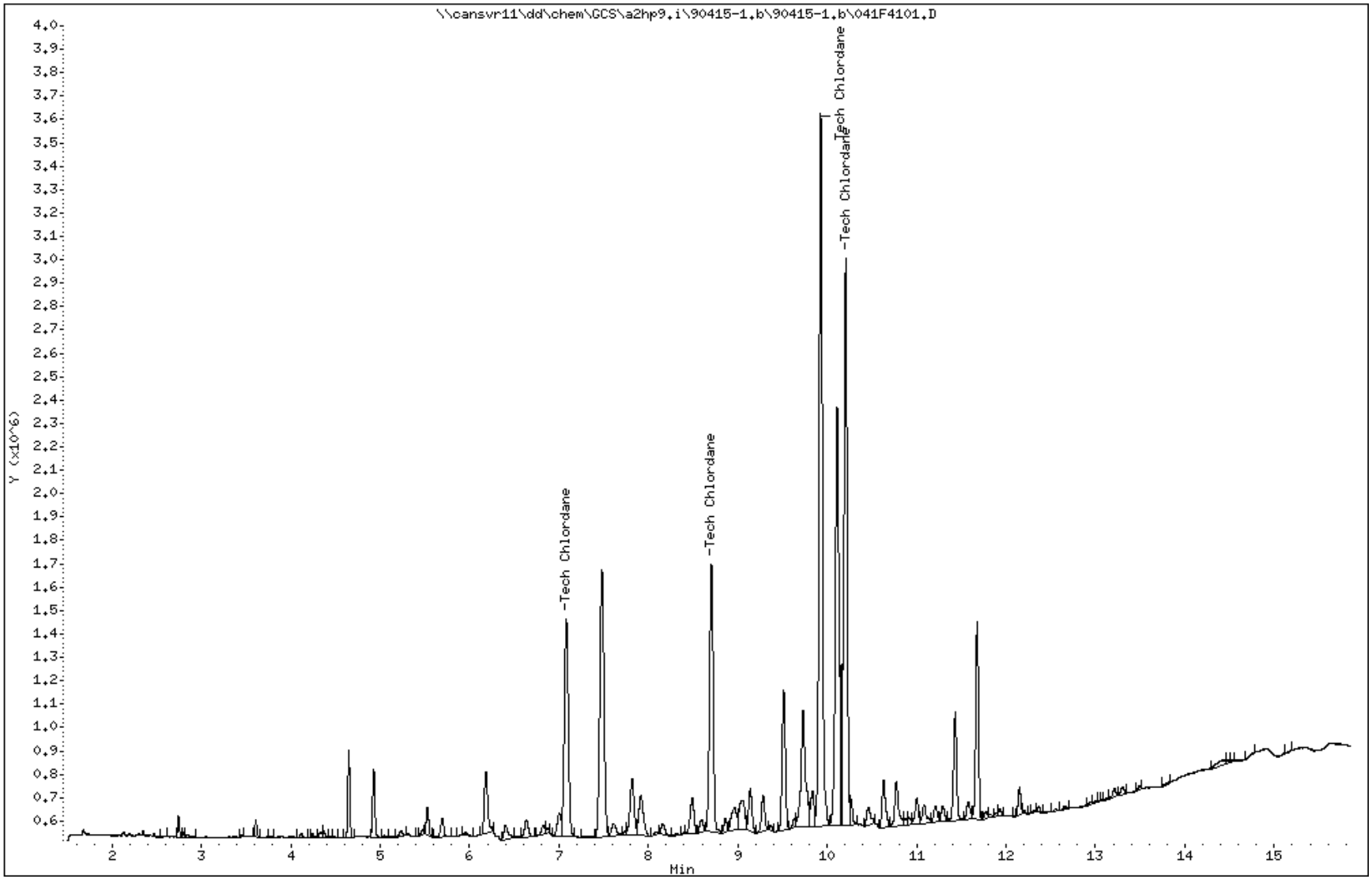

COMPOUNDS and EXP. RT REPORT

Operator: 093905 Date Acquired: 16-APR-2009 02:32
Data File: //cansvr11/dd/chem/GCS/a2hp9.i/90415-1.b/90415-1.b/041F4101.D
Lab Sample ID: TC3 G025
Misc. Info: 15-TECHLOR.SUB
Instrument: a2hp9.i
Method: \\cansvr11\dd\chem\GCS\a2hp9.i\90415-1.b\PEST9.m\PEST9r.m
Dilution Factor: 1

Compound	RT	Area	Amount	Conc
9) Tech Chlordane	7.081	2916756	0.087	0.087

Data File: \\cansvr11\dd\chem\GCS\a2hp9.i\90415-1.b\90415-1.b/042F4201.D
Report Date: 04/16/2009

EVALB Degradation Report

Instrument ID: a2hp9.i Injection Date: 16-APR-2009 02:54
Lab File ID: 042F4201.D Lab Sample ID: PEM G087
Analysis Type: NONE Method File: \\cansvr11\dd\chem\GCS\a2hp9.i\90415-1.b\PES

4,4'-DDT Degradation

RT	Area	Compound
12.011	34998408	4,4'-DDT
10.590	326752	4,4'-DDE
11.539	2939039	4,4'-DDD

Percent Degradation of 4,4'-DDT: 8.53

Endrin Degradation

RT	Area	Compound
11.258	24656761	Endrin
12.145	772989	Endrin aldehyde
13.301	1290693	Endrin ketone

Percent Degradation of Endrin: 7.72

TestAmerica North Canton

PESTICIDES 8081/608

Data file : \\cansvr11\dd\chem\GCS\a2hp9.i\90415-1.b\90415-1.b\042F4201.D
Lab Smp Id: PEM G087
Inj Date : 16-APR-2009 02:54
Operator : 093905 Inst ID: a2hp9.i
Smp Info : PEM G087
Misc Info :
Comment :
Method : \\cansvr11\dd\chem\GCS\a2hp9.i\90415-1.b\PEST9.m\PEST9r.m
Meth Date : 16-Apr-2009 07:09 vandorenc Quant Type: ESTD
Cal Date : 06-APR-2009 19:15 Cal File: 009F0901.D
Als bottle: 42 QC Sample: PEM
Dil Factor: 1.00000
Integrator: Falcon Compound Sublist: 12-pem.sub
Target Version: 4.14 Sample Matrix: None
Processing Host: CANPGCSV23

				CONCENTRATIONS ON-COL	FINAL		
RT	EXP RT	DLT RT	RESPONSE	(ng)	(ng)	TARGET RANGE	RATIO
4 alpha-BHC						CAS #: 319-84-6	
5.632	5.632	0.000	10341766	0.00902	0.009015		
5 gamma-BHC (Lindane)						CAS #: 58-89-9	
6.376	6.377	-0.001	9096392	0.00910	0.009101		
6 beta-BHC						CAS #: 319-85-7	
6.606	6.606	0.000	1356273	0.00908	0.009076		
16 4,4'-DDE						CAS #: 72-55-9	
10.590	10.588	0.002	326752	5.e-004	0.0005033		
18 Endrin						CAS #: 72-20-8	
11.257	11.257	0.000	11730964	0.04368	0.04368		
21 4,4'-DDD						CAS #: 72-54-8	
11.538	11.537	0.001	2939039	0.00646	0.006458		
22 Endosulfan II						CAS #: 33213-65-9	

Peaks not detected for Quant. or Qual. signal(s).

24 4,4'-DDT						CAS #: 50-29-3	
12.011	12.011	0.000	34998408	0.10346	0.1034		
25 Endrin aldehyde						CAS #: 7421-93-4	
12.144	12.143	0.001	363127	0.00215	0.002145		

```
   27 Methoxychlor                                CAS #: 72-43-5
13.042  13.043   -0.001        19538197 0.25758   0.2576
--------------------------------------------------------------------------------
```

RT	EXP RT	DLT RT	RESPONSE	CONCENTRATIONS ON-COL (ng)	FINAL (ng)	TARGET RANGE	RATIO

26 Endosulfan sulfate CAS #: 1031-07-8

Peaks not detected for Quant. or Qual. signal(s).

---

29 Endrin ketone CAS #: 53494-70-5

13.301	13.301	0.000	643384	0.00307	0.003066		

Data File: \\cansvr11\dd\chem\GCS\a2hp9.i\90415-1.b\90415-1.b\042F4201.D

Page 1

Date : 16-APR-2009 02:54

Client ID:

Instrument: a2hp9.i

Sample Info: PEM G087

Operator: 093905

Column phase: clp pesticides II

Column diameter: 0.53

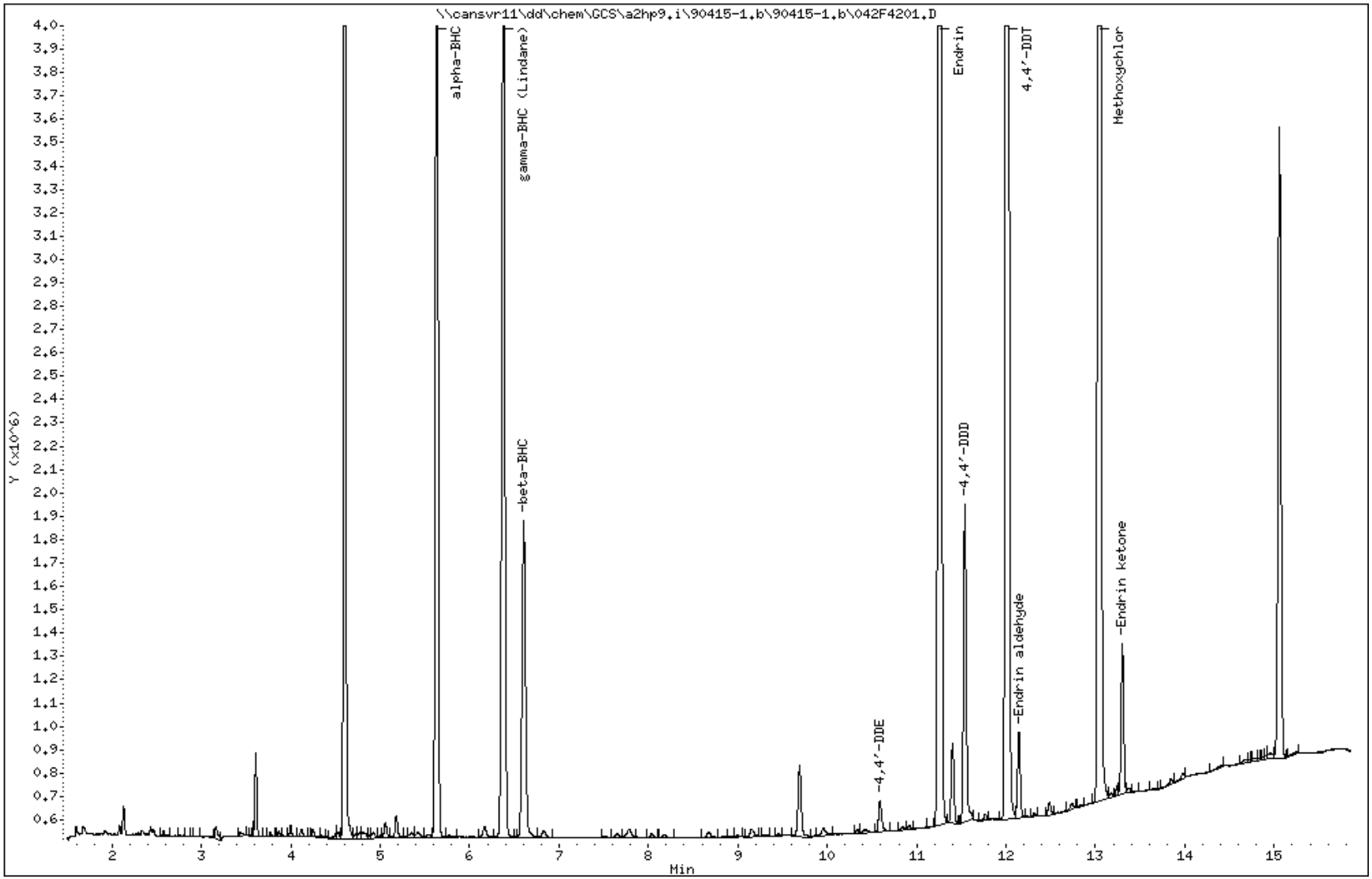

COMPOUNDS and EXP. RT REPORT

Operator: 093905 Date Acquired: 16-APR-2009 02:54
Data File: //cansvr11/dd/chem/GCS/a2hp9.i/90415-1.b/90415-1.b/042F4201.D
Lab Sample ID: PEM G087
Misc. Info:
Instrument: a2hp9.i
Method: \\cansvr11\dd\chem\GCS\a2hp9.i\90415-1.b\PEST9.m\PEST9r.m
Dilution Factor: 1

Compound	RT	Area	Amount	Conc
23) Toxaphene	NOT DETECTED	Expected RT = 1.000		
1) Tetrachloro-m-xylene	4.602	12639067	0.019	0.019
2) Diallate	NOT DETECTED	Expected RT = 5.277		
3) Hexachlorobenzene	5.353	73392	0.000	0.000
4) alpha-BHC	5.632	10341766	0.009	0.009
5) gamma-BHC (Lindane)	6.376	9096392	0.009	0.009
6) beta-BHC	6.606	3664105	0.009	0.009
9) Tech Chlordane	NOT DETECTED	Expected RT = 7.081		
7) delta-BHC	NOT DETECTED	Expected RT = 7.365		
8) Heptachlor	7.510	17122	0.000	0.000
10) Aldrin	NOT DETECTED	Expected RT = 8.280		
11) Isodrin	9.155	107326	0.000	0.000
12) Heptachlor epoxide	NOT DETECTED	Expected RT = 9.561		
13) gamma-Chlordane	9.957	96627	0.000	0.000
14) alpha-Chlordane	NOT DETECTED	Expected RT = 10.205		
15) Endosulfan I	NOT DETECTED	Expected RT = 10.276		
16) 4,4'-DDE	10.590	326752	0.001	0.001
17) Dieldrin	NOT DETECTED	Expected RT = 10.764		
18) Endrin	11.258	24656761	0.044	0.044
19) Chlorobenzilate	NOT DETECTED	Expected RT = 11.367		
20) Kepone	11.403	737866	0.101	0.101
21) 4,4'-DDD	11.539	2939039	0.006	0.006
22) Endosulfan II	NOT DETECTED	Expected RT = 11.609		
24) 4,4'-DDT	12.011	34998408	0.103	0.103
25) Endrin aldehyde	12.145	772989	0.002	0.002
26) Endosulfan sulfate	NOT DETECTED	Expected RT = 12.555		
28) Mirex	NOT DETECTED	Expected RT = 12.940		
27) Methoxychlor	13.043	37203839	0.258	0.258
29) Endrin ketone	13.301	1290693	0.003	0.003
30) Decachlorobiphenyl	15.057	6164463	0.020	0.020

TestAmerica North Canton

CONTINUING CALIBRATION COMPOUNDS

Instrument ID: a2hp9.i Injection Date: 16-APR-2009 03:16
Lab File ID: 043F4301.D Init. Cal. Date(s): 05-APR-2009 14-APR-2009
Analysis Type: Init. Cal. Times: 22:16 16:00
Lab Sample ID: AB3 G004 Quant Type: ESTD
Method: \\cansvr11\dd\chem\GCS\a2hp9.i\90415-1.b\PEST9.m\PEST9r.m

COMPOUND	RRF / AMOUNT	RF0.025	CCAL RRF0.025	MIN RRF	%D / %DRIFT	MAX %D / %DRIFT	CURVE TYPE
$ 1 Tetrachloro-m-xylene	651199740	624731960	624731960	0.000	4.06446	15.00000	Averaged
4 alpha-BHC	1.147e+09	1.116e+09	1.116e+09	0.010	2.69328	15.00000	Averaged
5 gamma-BHC (Lindane)	999489318	997174160	997174160	0.010	0.23163	15.00000	Averaged
6 beta-BHC	149440377	141521040	141521040	0.010	5.29933	15.00000	Averaged
7 delta-BHC	316459738	305234480	305234480	0.010	3.54714	15.00000	Averaged
8 Heptachlor	278102420	284098360	284098360	0.010	-2.15602	15.00000	Averaged
10 Aldrin	937517496	903028840	903028840	0.010	3.67872	15.00000	Averaged
12 Heptachlor epoxide	751460390	715897520	715897520	0.010	4.73250	15.00000	Averaged
13 gamma-Chlordane	762284707	703670000	703670000	0.010	7.68935	15.00000	Averaged
14 alpha-Chlordane	713180106	659198800	659198800	0.010	7.56910	15.00000	Averaged
15 Endosulfan I	274430767	261720720	261720720	0.010	4.63142	15.00000	Averaged
16 4,4'-DDE	649229023	588521680	588521680	0.010	9.35068	15.00000	Averaged
17 Dieldrin	299369823	281670840	281670840	0.010	5.91208	15.00000	Averaged
18 Endrin	268576549	250214320	250214320	0.010	6.83687	15.00000	Averaged
21 4,4'-DDD	455105848	414653520	414653520	0.010	8.88855	15.00000	Averaged
22 Endosulfan II	238390862	218135000	218135000	0.010	8.49691	15.00000	Averaged
24 4,4'-DDT	338295330	291558640	291558640	0.010	13.81535	15.00000	Averaged
25 Endrin aldehyde	169272490	158976280	158976280	0.010	6.08262	15.00000	Averaged
26 Endosulfan sulfate	205607001	184536640	184536640	0.010	10.24788	15.00000	Averaged
27 Methoxychlor	75852066	67580680	67580680	0.010	10.90463	15.00000	Averaged
29 Endrin ketone	209826296	189034280	189034280	0.010	9.90916	15.00000	Averaged
$ 30 Decachlorobiphenyl	136887018	136027520	136027520	0.010	0.62789	15.00000	Averaged

Average %D / Drift Results.

Calculated Average %D/Drift = 6.24389
Maximun Average %D/Drift = 15.00000
* Passed Average %D/Drift Test.

TestAmerica North Canton

PESTICIDES 8081/608

Data file : \\cansvr11\dd\chem\GCS\a2hp9.i\90415-1.b\90415-1.b\043F4301.D
Lab Smp Id: AB3 G004
Inj Date : 16-APR-2009 03:16
Operator : 093905 Inst ID: a2hp9.i
Smp Info : AB3 G004,,2
Misc Info : 1-AB.SUB
Comment :
Method : \\cansvr11\dd\chem\GCS\a2hp9.i\90415-1.b\PEST9.m\PEST9r.m
Meth Date : 16-Apr-2009 07:09 vandorenc Quant Type: ESTD
Cal Date : 06-APR-2009 19:15 Cal File: 009F0901.D
Als bottle: 43 Continuing Calibration Sample
Dil Factor: 1.00000
Integrator: Falcon Compound Sublist: 1-AB.SUB
Target Version: 4.14 Sample Matrix: None
Processing Host: CANPGCSV23

				AMOUNTS			
				CAL-AMT	ON-COL		
RT	EXP RT	DLT RT	RESPONSE	(ng)	(ng)	TARGET RANGE	RATIO
$ 1 Tetrachloro-m-xylene						CAS #: 877-09-8	
4.602	4.602	0.000	15618299	0.02500	0.02398		
4 alpha-BHC						CAS #: 319-84-6	
5.632	5.632	0.000	27906788	0.02500	0.02433		
5 gamma-BHC (Lindane)						CAS #: 58-89-9	
6.376	6.376	0.000	24929354	0.02500	0.02494		
6 beta-BHC						CAS #: 319-85-7	
6.606	6.606	0.000	3538026	0.02500	0.02368		
7 delta-BHC						CAS #: 319-86-8	
7.363	7.363	0.000	7630862	0.02500	0.02411		
8 Heptachlor						CAS #: 76-44-8	
7.480	7.480	0.000	7102459	0.02500	0.02554		
10 Aldrin						CAS #: 309-00-2	
8.279	8.279	0.000	22575721	0.02500	0.02408		
12 Heptachlor epoxide						CAS #: 1024-57-3	
9.561	9.561	0.000	17897438	0.02500	0.02382		
13 gamma-Chlordane						CAS #: 5103-74-2	
9.927	9.927	0.000	17591750	0.02500	0.02308		
14 alpha-Chlordane						CAS #: 5103-71-9	
10.206	10.206	0.000	16479970	0.02500	0.02311		

```
--------------------------------------------------------------------------------
   15 Endosulfan I                                CAS #: 959-98-8
10.276  10.276    0.000         6543018 0.02500  0.02384
--------------------------------------------------------------------------------
```

				AMOUNTS			
				CAL-AMT	ON-COL		
RT	EXP RT	DLT RT	RESPONSE	(ng)	(ng)	TARGET RANGE	RATIO
16 4,4'-DDE					CAS #: 72-55-9		
10.589	10.589	0.000	14713042	0.02500	0.02266		
17 Dieldrin					CAS #: 60-57-1		
10.763	10.763	0.000	7041771	0.02500	0.02352		
18 Endrin					CAS #: 72-20-8		
11.258	11.258	0.000	6255358	0.02500	0.02329		
21 4,4'-DDD					CAS #: 72-54-8		
11.539	11.539	0.000	10366338	0.02500	0.02278		
22 Endosulfan II					CAS #: 33213-65-9		
11.609	11.609	0.000	5453375	0.02500	0.02288		
24 4,4'-DDT					CAS #: 50-29-3		
12.011	12.011	0.000	7288966	0.02500	0.02155		
25 Endrin aldehyde					CAS #: 7421-93-4		
12.144	12.144	0.000	3974407	0.02500	0.02348		
26 Endosulfan sulfate					CAS #: 1031-07-8		
12.556	12.556	0.000	4613416	0.02500	0.02244		
27 Methoxychlor					CAS #: 72-43-5		
13.043	13.043	0.000	1689517	0.02500	0.02227		
29 Endrin ketone					CAS #: 53494-70-5		
13.301	13.301	0.000	4725857	0.02500	0.02252		
$ 30 Decachlorobiphenyl					CAS #: 2051-24-3		
15.057	15.057	0.000	3400688	0.02500	0.02484		


Data File: \\cansvr11\dd\chem\GCS\a2hp9.i\90415-1.b\90415-1.b\043F4301.D
Date : 16-APR-2009 03:16
Client ID:
Sample Info: AB3 G004,,2
Column phase: clp pesticides II
Instrument: a2hp9.i
Operator: 093905
Column diameter: 0.53
Page 1
Y (x10^6)
Min
Tetrachloro-m-xylene
alpha-BHC
gamma-BHC (Lindane)
beta-BHC
delta-BHC
Heptachlor
Aldrin
Heptachlor epoxide
gamma-Chlordane
alpha-Chlordane
Endosulfan I
4,4'-DDE
Dieldrin
Endrin
4,4'-DDD
Endosulfan II
4,4'-DDT
Endrin aldehyde
Endosulfan sulfate
-Methoxychlor
Endrin ketone
Decachlorobiphenyl
\\cansvr11\dd\chem\GCS\a2hp9.i\90415-1.b\90415-1.b\043F4301.D

COMPOUNDS and EXP. RT REPORT

Operator: 093905 Date Acquired: 16-APR-2009 03:16
Data File: //cansvr11/dd/chem/GCS/a2hp9.i/90415-1.b/90415-1.b/043F4301.D
Lab Sample ID: AB3 G004
Misc. Info: 1-AB.SUB
Instrument: a2hp9.i
Method: \\cansvr11\dd\chem\GCS\a2hp9.i\90415-1.b\PEST9.m\PEST9r.m
Dilution Factor: 1

Compound	RT	Area	Amount	Conc
1) Tetrachloro-m-xylene	4.603	15618299	0.024	0.024
4) alpha-BHC	5.633	27906788	0.024	0.024
5) gamma-BHC (Lindane)	6.377	24929354	0.025	0.025
6) beta-BHC	6.606	9453687	0.024	0.024
7) delta-BHC	7.364	22980690	0.024	0.024
8) Heptachlor	7.480	23089886	0.026	0.026
10) Aldrin	8.279	22575721	0.024	0.024
12) Heptachlor epoxide	9.562	17897438	0.024	0.024
13) gamma-Chlordane	9.928	17591750	0.023	0.023
14) alpha-Chlordane	10.206	16479970	0.023	0.023
15) Endosulfan I	10.276	15119177	0.024	0.024
16) 4,4'-DDE	10.589	14713042	0.023	0.023
17) Dieldrin	10.764	15379152	0.024	0.024
18) Endrin	11.259	13257209	0.023	0.023
21) 4,4'-DDD	11.539	10366338	0.023	0.023
22) Endosulfan II	11.609	11712949	0.023	0.023
24) 4,4'-DDT	12.012	7288966	0.022	0.022
25) Endrin aldehyde	12.144	8259039	0.023	0.023
26) Endosulfan sulfate	12.557	9282868	0.022	0.022
27) Methoxychlor	13.044	3282665	0.022	0.022
29) Endrin ketone	13.302	9080541	0.023	0.023
30) Decachlorobiphenyl	15.058	7853279	0.025	0.025

TestAmerica North Canton

RECOVERY REPORT

Client Name: Client SDG: SDGa00713
Sample Matrix: LIQUID Fraction: Pesticides
Lab Smp Id: MRL
Level: LOW Operator: 093905
Data Type: GC MULTI COMP SampleType: MRL
SpikeList File: MRL.spk Quant Type: ESTD
Sublist File: mrl.sub
Method File: \\cansvr11\dd\chem\GCS\a2hp9.i\90415-1.b\PEST9.m\PEST9r.m
Misc Info:

SPIKE COMPOUND	AMOUNT ADDED ng	AMOUNT RECOVERED ng	% RECOVERED	LIMITS
4 alpha-BHC	0.005000	0.004504	90.09	70-130
5 gamma-BHC (Lindane	0.005000	0.004846	96.93	70-130
6 beta-BHC	0.005000	0.005229	104.57	70-130
7 delta-BHC	0.005000	0.004534	90.68	70-130
8 Heptachlor	0.005000	0.005226	104.52	70-130
10 Aldrin	0.005000	0.004786	95.73	70-130
12 Heptachlor epoxide	0.005000	0.005070	101.40	70-130
13 gamma-Chlordane	0.005000	0.004838	96.76	70-130
14 alpha-Chlordane	0.005000	0.004879	97.58	70-130
15 Endosulfan I	0.005000	0.005073	101.46	70-130
16 4,4'-DDE	0.005000	0.004645	92.91	70-130
17 Dieldrin	0.005000	0.004764	95.28	70-130
18 Endrin	0.005000	0.004787	95.74	70-130
21 4,4'-DDD	0.005000	0.004833	96.65	70-130
22 Endosulfan II	0.005000	0.005067	101.34	70-130
24 4,4'-DDT	0.005000	0.004379	87.59	70-130
25 Endrin aldehyde	0.005000	0.005305	106.09	70-130
26 Endosulfan sulfate	0.005000	0.005005	100.11	70-130
27 Methoxychlor	0.005000	0.005083	101.66	70-130
29 Endrin ketone	0.005000	0.005158	103.16	70-130

TestAmerica North Canton

PESTICIDES 8081/608

Data file : \\cansvr11\dd\chem\GCS\a2hp9.i\90415-1.b\90415-1.b\044F4401.D
Lab Smp Id: MRL
Inj Date : 16-APR-2009 03:39
Operator : 093905 Inst ID: a2hp9.i
Smp Info : MRL
Misc Info :
Comment :
Method : \\cansvr11\dd\chem\GCS\a2hp9.i\90415-1.b\PEST9.m\PEST9r.m
Meth Date : 16-Apr-2009 07:09 vandorenc Quant Type: ESTD
Cal Date : 06-APR-2009 19:15 Cal File: 009F0901.D
Als bottle: 44 QC Sample: MRL
Dil Factor: 1.00000
Integrator: Falcon Compound Sublist: mrl.sub
Target Version: 4.14 Sample Matrix: WATER
Processing Host: CANPGCSV23

Concentration Formula: Amt * DF * Vt/Vo/Vi * CpndVariable

Name	Value	Description
DF	1.000	Dilution Factor
Vt	1.000	Volume of final extract (uL)
Vo	1.000	Volume of sample extracted (mL)
Vi	1.000	Volume injected
Cpnd Variable		Local Compound Variable

				CONCENTRATIONS ON-COL (ng)	FINAL (ug/L)	TARGET RANGE	RATIO
RT	EXP RT	DLT RT	RESPONSE				
4 alpha-BHC						CAS #: 319-84-6	
5.632	5.632	0.000	5167366	0.00450	0.004504		
55 DDD/Endosulfan II						CAS #: 72-54-8/332-65-	

Peaks not detected for Quant. or Qual. signal(s).

5 gamma-BHC (Lindane)						CAS #: 58-89-9	
6.376	6.376	0.000	4844083	0.00485	0.004846		
6 beta-BHC						CAS #: 319-85-7	
6.605	6.606	-0.001	781378	0.00523	0.005229		
7 delta-BHC						CAS #: 319-86-8	
7.364	7.363	0.001	1434755	0.00453	0.004534		

```
    8 Heptachlor                                    CAS #: 76-44-8
7.479    7.480   -0.001         1453364 0.00523  0.005226
--------------------------------------------------------------------------------
   10 Aldrin                                        CAS #: 309-00-2
8.279    8.279    0.000         4487459 0.00479  0.004786
--------------------------------------------------------------------------------
```

RT	EXP RT	DLT RT	RESPONSE	CONCENTRATIONS ON-COL (ng)	CONCENTRATIONS FINAL (ug/L)	TARGET RANGE	RATIO
12 Heptachlor epoxide					CAS #: 1024-57-3		
9.561	9.561	0.000	3809761	0.00507	0.005070		
13 gamma-Chlordane					CAS #: 5103-74-2		
9.927	9.927	0.000	3687818	0.00484	0.004838		
14 alpha-Chlordane					CAS #: 5103-71-9		
10.205	10.206	-0.001	3479584	0.00488	0.004879		
15 Endosulfan I					CAS #: 959-98-8		
10.275	10.276	-0.001	1392242	0.00507	0.005073		
16 4,4'-DDE					CAS #: 72-55-9		
10.589	10.589	0.000	3015926	0.00465	0.004645		
17 Dieldrin					CAS #: 60-57-1		
10.763	10.763	0.000	1426174	0.00476	0.004764		
18 Endrin					CAS #: 72-20-8		
11.258	11.258	0.000	1285611	0.00479	0.004787		
21 4,4'-DDD					CAS #: 72-54-8		
11.539	11.539	0.000	2199385	0.00483	0.004833		
22 Endosulfan II					CAS #: 33213-65-9		
11.608	11.609	-0.001	1207873	0.00507	0.005067		
24 4,4'-DDT					CAS #: 50-29-3		
12.010	12.011	-0.001	1481500	0.00438	0.004379		
25 Endrin aldehyde					CAS #: 7421-93-4		
12.143	12.144	-0.001	897928	0.00530	0.005305		
26 Endosulfan sulfate					CAS #: 1031-07-8		
12.554	12.556	-0.002	1029133	0.00501	0.005005		
27 Methoxychlor					CAS #: 72-43-5		
13.042	13.043	-0.001	385562	0.00508	0.005083		
29 Endrin ketone					CAS #: 53494-70-5		
13.299	13.301	-0.002	1082298	0.00516	0.005158		

Data File: \\cansvr11\dd\chem\GCS\a2hp9.i\90415-1.b\90415-1.b\044F4401.D

Date : 16-APR-2009 03:39

Client ID:

Instrument: a2hp9.i

Sample Info: MRL

Volume Injected (uL): 1.0

Operator: 093905

Column phase: clp pesticides II

Column diameter: 0.53

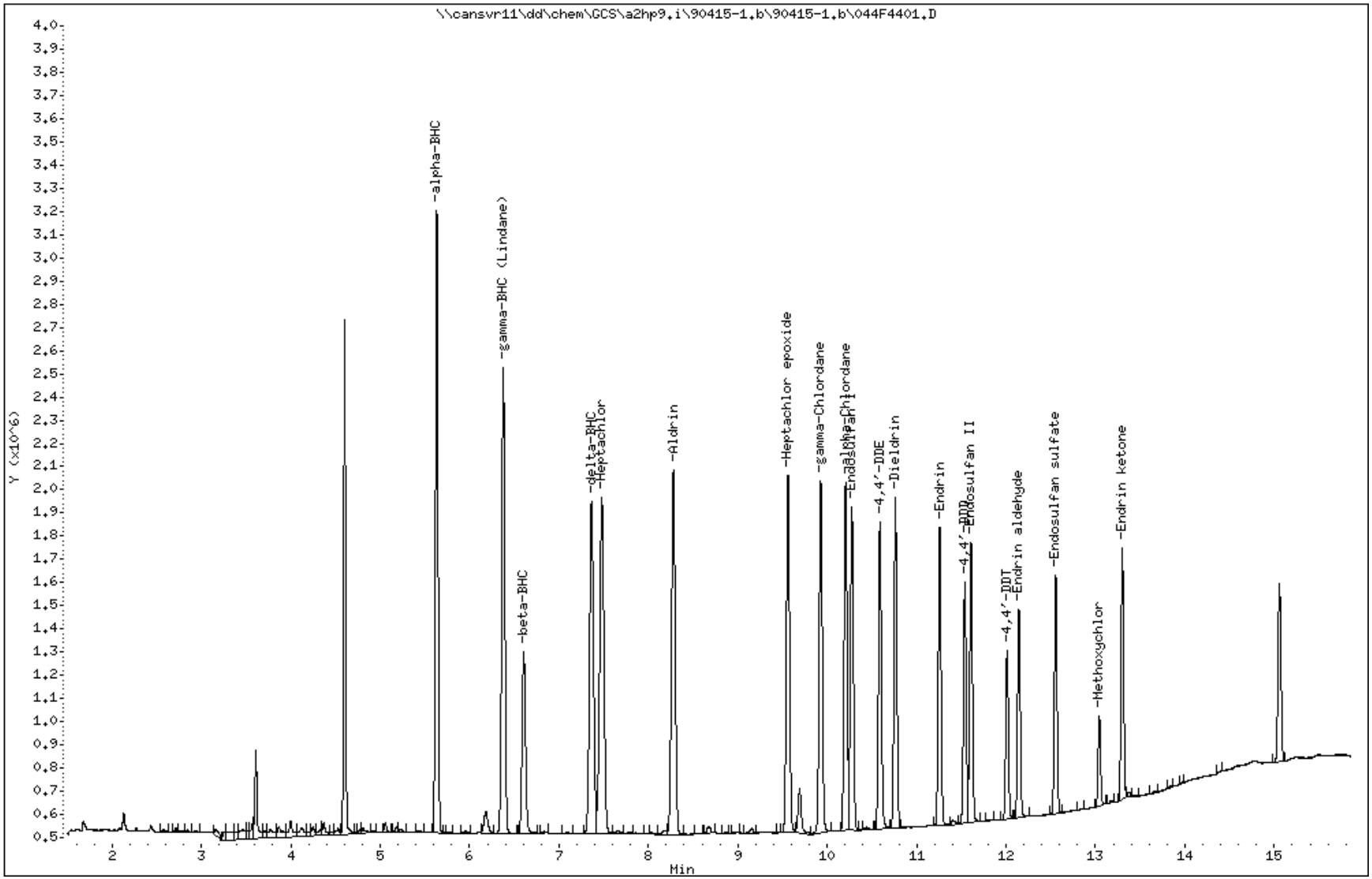

TestAmerica North Canton

PESTICIDES 8081/608

Data file : \\cansvr11\dd\chem\GCS\a2hp9.i\90405-1.b\026F2601.D
Lab Smp Id: 5 ML AB 1 MDL
Inj Date : 06-APR-2009 06:52
Operator : 093905 Inst ID: a2hp9.i
Smp Info : 5 ML AB 1 MDL
Misc Info : 5 ml fv - AB MDL VERIFICATION tv = 0.01 ug/l
Comment :
Method : \\cansvr11\dd\chem\GCS\a2hp9.i\90405-1.b\PEST9.m
Meth Date : 06-Apr-2009 15:25 vandorenc Quant Type: ESTD
Cal Date : 06-APR-2009 03:52 Cal File: 018F1801.D
Als bottle: 26
Dil Factor: 1.00000
Integrator: Falcon Compound Sublist: 1-AB.sub
Target Version: 4.14 Sample Matrix: WATER
Processing Host: CANPGCSV23

Concentration Formula: Amt * DF * Vt/Vo/Vi * CpndVariable

Name	Value	Description
DF	1.000	Dilution Factor
Vt	5000.000	Volume of final extract (uL)
Vo	1000.000	Volume of sample extracted (mL)
Vi	1.000	Volume injected
Cpnd Variable		Local Compound Variable

RT	EXP RT	DLT RT	RESPONSE	CONCENTRATIONS ON-COL (ng)	FINAL (ug/L)	TARGET RANGE	RATIO
$ 1 Tetrachloro-m-xylene						CAS #: 877-09-8	
3.793	3.794	-0.001	793553	0.00189	0.009456		(R)
4 alpha-BHC						CAS #: 319-84-6	
4.494	4.494	0.000	1031339	0.00186	0.009314		
5 gamma-BHC (Lindane)						CAS #: 58-89-9	
4.915	4.914	0.001	989442	0.00195	0.009773		
6 beta-BHC						CAS #: 319-85-7	
5.061	5.061	0.000	497867	0.00240	0.01200		
7 delta-BHC						CAS #: 319-86-8	
5.308	5.309	-0.001	1038439	0.00204	0.01018		
8 Heptachlor						CAS #: 76-44-8	
5.635	5.635	0.000	983317	0.00209	0.01044		

```
   10 Aldrin                                      CAS #: 309-00-2
6.162    6.164   -0.002         1130284 0.00216  0.01082
--------------------------------------------------------------------------------
```

RT	EXP RT	DLT RT	RESPONSE	CONCENTRATIONS ON-COL (ng)	FINAL (ug/L)	TARGET RANGE	RATIO
12 Heptachlor epoxide						CAS #: 1024-57-3	
7.602	7.604	-0.002	973996	0.00217	0.01083		
13 gamma-Chlordane						CAS #: 5103-74-2	
7.908	7.909	-0.001	961890	0.00210	0.01049		
14 alpha-Chlordane						CAS #: 5103-71-9	
8.222	8.225	-0.003	1018942	0.00219	0.01092		
15 Endosulfan I						CAS #: 959-98-8	
8.479	8.479	0.000	895876	0.00214	0.01068		
16 4,4'-DDE						CAS #: 72-55-9	
8.553	8.554	-0.001	1009719	0.00213	0.01067		
17 Dieldrin						CAS #: 60-57-1	
8.992	8.994	-0.002	924795	0.00199	0.009974		
18 Endrin						CAS #: 72-20-8	
9.417	9.418	-0.001	893000	0.00218	0.01092		
20 4,4'-DDD						CAS #: 72-54-8	
9.732	9.734	-0.002	618354	0.00201	0.01004		
22 Endosulfan II						CAS #: 33213-65-9	
9.837	9.839	-0.002	845593	0.00204	0.01019		
23 4,4'-DDT						CAS #: 50-29-3	
10.221	10.222	-0.001	609468	0.00175	0.008764		
25 Endrin aldehyde						CAS #: 7421-93-4	
10.592	10.591	0.001	793290	0.00248	0.01238		
27 Methoxychlor						CAS #: 72-43-5	
11.118	11.121	-0.003	369555	0.00226	0.01129		
28 Endosulfan sulfate						CAS #: 1031-07-8	
11.289	11.290	-0.001	383064	0.00105	0.005257		
29 Endrin ketone						CAS #: 53494-70-5	
11.682	11.683	-0.001	847429	0.00213	0.01065		
$ 30 Decachlorobiphenyl						CAS #: 2051-24-3	
13.239	13.240	-0.001	1299291	0.00387	0.01937		(R)

QC Flag Legend

R - Spike/Surrogate failed recovery limits.

Data File: \\cansvr11\dd\chem\GCS\a2hp9.i\90405-1.b\026F2601.D

Date : 06-APR-2009 06:52

Client ID:

Instrument: a2hp9.i

Sample Info: 5 ML AB 1 MDL

Volume Injected (uL): 1.0

Operator: 093905

Column phase: clp pesticides I

Column diameter: 0.53

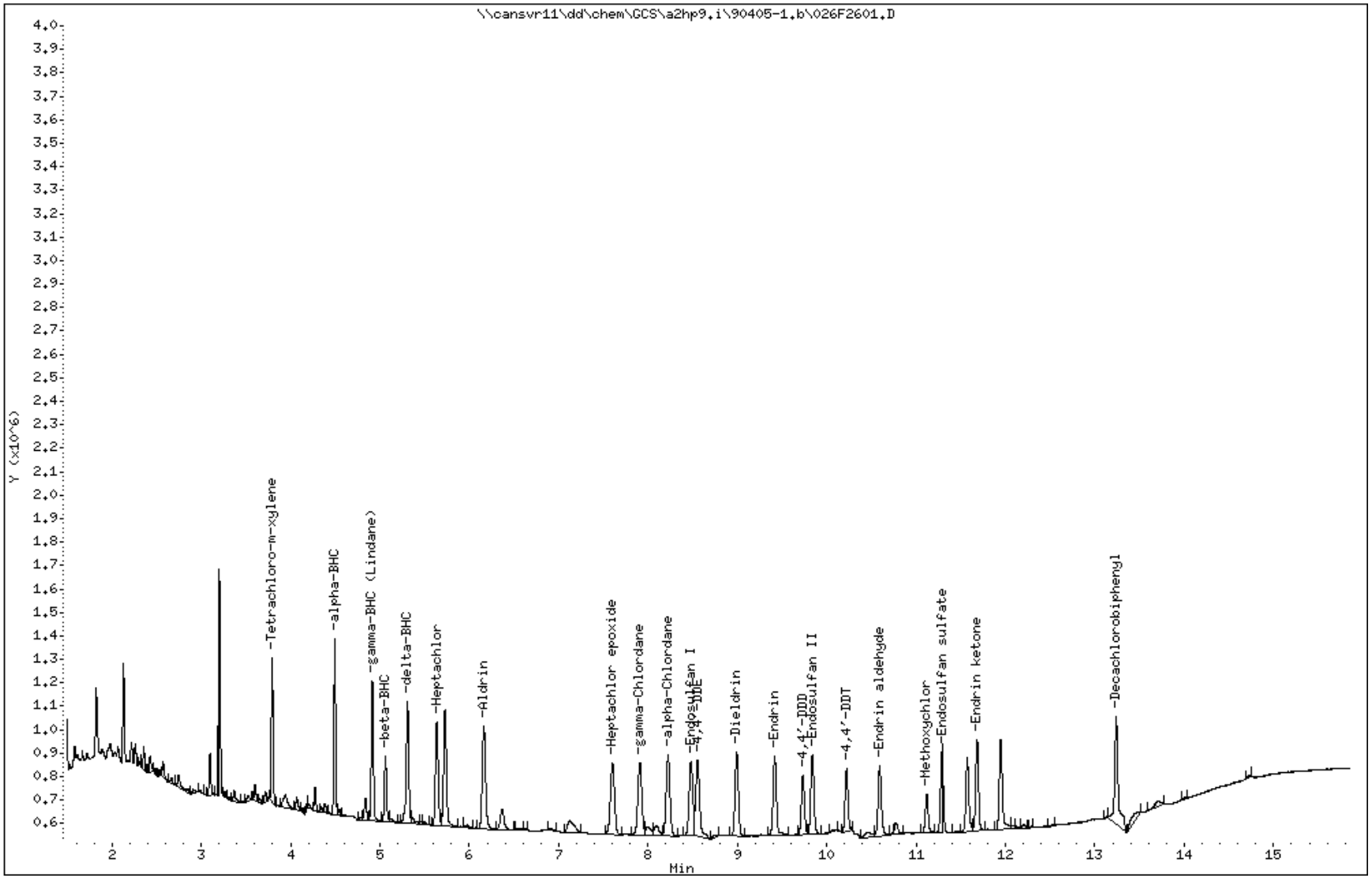

COMPOUNDS and EXP. RT REPORT

Operator: 093905 Date Acquired: 06-APR-2009 06:52
Data File: //cansvr11/dd/chem/GCS/a2hp9.i/90405-1.b/026F2601.D
Lab Sample ID: 5 ML AB 1 MDL
Misc. Info: 5 ml fv - AB MDL VERIFICATION tv = 0.01 ug/l
Instrument: a2hp9.i
Method: \\cansvr11\dd\chem\GCS\a2hp9.i\90405-1.b\PEST9.m
Dilution Factor: 1

Compound	RT	Area	Amount	Conc
1) Tetrachloro-m-xylene	3.794	793553	0.002	0.009 ug/L
4) alpha-BHC	4.495	1031339	0.002	0.009 ug/L
5) gamma-BHC (Lindane)	4.915	989442	0.002	0.010 ug/L
6) beta-BHC	5.061	497867	0.002	0.012 ug/L
7) delta-BHC	5.309	1038439	0.002	0.010 ug/L
8) Heptachlor	5.635	983317	0.002	0.010 ug/L
10) Aldrin	6.163	1130284	0.002	0.011 ug/L
12) Heptachlor epoxide	7.602	973996	0.002	0.011 ug/L
13) gamma-Chlordane	7.909	961890	0.002	0.010 ug/L
14) alpha-Chlordane	8.223	1018942	0.002	0.011 ug/L
15) Endosulfan I	8.480	895876	0.002	0.011 ug/L
16) 4,4'-DDE	8.554	1009719	0.002	0.011 ug/L
17) Dieldrin	8.993	924795	0.002	0.010 ug/L
18) Endrin	9.418	893000	0.002	0.011 ug/L
20) 4,4'-DDD	9.733	618354	0.002	0.010 ug/L
22) Endosulfan II	9.838	845593	0.002	0.010 ug/L
23) 4,4'-DDT	10.221	609468	0.002	0.009 ug/L
25) Endrin aldehyde	10.592	793290	0.002	0.012 ug/L
27) Methoxychlor	11.119	369555	0.002	0.011 ug/L
28) Endosulfan sulfate	11.290	383064	0.001	0.005 ug/L
29) Endrin ketone	11.682	847429	0.002	0.011 ug/L
30) Decachlorobiphenyl	13.240	1299291	0.004	0.019 ug/L

TestAmerica North Canton

PESTICIDES 8081/608

Data file : \\cansvr11\dd\chem\GCS\a2hp9.i\90405-1.b\027F2701.D
Lab Smp Id: 5 ML AB 3 MDL
Inj Date : 06-APR-2009 07:14
Operator : 093905 Inst ID: a2hp9.i
Smp Info : 5 ML AB 3 MDL
Misc Info : 5 ml fv - AB MDL VERIFICATION tv = 0.03 ug/l
Comment :
Method : \\cansvr11\dd\chem\GCS\a2hp9.i\90405-1.b\PEST9.m
Meth Date : 06-Apr-2009 15:25 vandorenc Quant Type: ESTD
Cal Date : 06-APR-2009 03:52 Cal File: 018F1801.D
Als bottle: 27
Dil Factor: 1.00000
Integrator: Falcon Compound Sublist: 1-ab.sub
Target Version: 4.14 Sample Matrix: WATER
Processing Host: CANPGCSV23

Concentration Formula: Amt * DF * Vt/Vo/Vi * CpndVariable

Name	Value	Description
DF	1.000	Dilution Factor
Vt	5000.000	Volume of final extract (uL)
Vo	1000.000	Volume of sample extracted (mL)
Vi	1.000	Volume injected
Cpnd Variable		Local Compound Variable

RT	EXP RT	DLT RT	RESPONSE	CONCENTRATIONS ON-COL (ng)	CONCENTRATIONS FINAL (ug/L)	TARGET RANGE	RATIO
$ 1 Tetrachloro-m-xylene						CAS #: 877-09-8	
3.794	3.794	0.000	2271631	0.00541	0.02707		
4 alpha-BHC						CAS #: 319-84-6	
4.495	4.494	0.001	2626820	0.00474	0.02372		
5 gamma-BHC (Lindane)						CAS #: 58-89-9	
4.916	4.914	0.002	2385300	0.00471	0.02356		
6 beta-BHC						CAS #: 319-85-7	
5.061	5.061	0.000	1110021	0.00535	0.02676		
7 delta-BHC						CAS #: 319-86-8	
5.310	5.309	0.001	2542329	0.00498	0.02491		
8 Heptachlor						CAS #: 76-44-8	
5.636	5.635	0.001	2457926	0.00522	0.02610		

```
   10 Aldrin                                      CAS #: 309-00-2
6.164    6.164    0.000         2773124 0.00531  0.02654
--------------------------------------------------------------------------------
```

				CONCENTRATIONS ON-COL (ng)	CONCENTRATIONS FINAL (ug/L)		
RT	EXP RT	DLT RT	RESPONSE			TARGET RANGE	RATIO
	12 Heptachlor epoxide				CAS #: 1024-57-3		
7.603	7.604	-0.001	2354713	0.00524	0.02618		
	13 gamma-Chlordane				CAS #: 5103-74-2		
7.909	7.909	0.000	2322829	0.00507	0.02533		
	14 alpha-Chlordane				CAS #: 5103-71-9		
8.225	8.225	0.000	2437801	0.00523	0.02614		
	15 Endosulfan I				CAS #: 959-98-8		
8.481	8.479	0.002	2233969	0.00533	0.02664		
	16 4,4'-DDE				CAS #: 72-55-9		
8.555	8.554	0.001	2351692	0.00497	0.02485		
	17 Dieldrin				CAS #: 60-57-1		
8.993	8.994	-0.001	2304025	0.00497	0.02485		
	18 Endrin				CAS #: 72-20-8		
9.417	9.418	-0.001	2127203	0.00520	0.02602		
	20 4,4'-DDD				CAS #: 72-54-8		
9.734	9.734	0.000	1562755	0.00507	0.02536		
	22 Endosulfan II				CAS #: 33213-65-9		
9.840	9.839	0.001	2085694	0.00503	0.02513		
	23 4,4'-DDT				CAS #: 50-29-3		
10.221	10.222	-0.001	1787986	0.00514	0.02571		
	25 Endrin aldehyde				CAS #: 7421-93-4		
10.592	10.591	0.001	1763043	0.00550	0.02751		
	27 Methoxychlor				CAS #: 72-43-5		
11.121	11.121	0.000	954089	0.00583	0.02915		
	28 Endosulfan sulfate				CAS #: 1031-07-8		
11.290	11.290	0.000	1910285	0.00524	0.02622		
	29 Endrin ketone				CAS #: 53494-70-5		
11.684	11.683	0.001	2120777	0.00533	0.02664		
$	30 Decachlorobiphenyl				CAS #: 2051-24-3		
13.241	13.240	0.001	2416521	0.00721	0.03602		

Data File: \\cansvr11\dd\chem\GCS\a2hp9.i\90405-1.b\027F2701.D

Date : 06-APR-2009 07:14

Client ID:

Instrument: a2hp9.i

Sample Info: 5 ML AB 3 MDL

Volume Injected (uL): 1.0

Operator: 093905

Column phase: clp pesticides I

Column diameter: 0.53

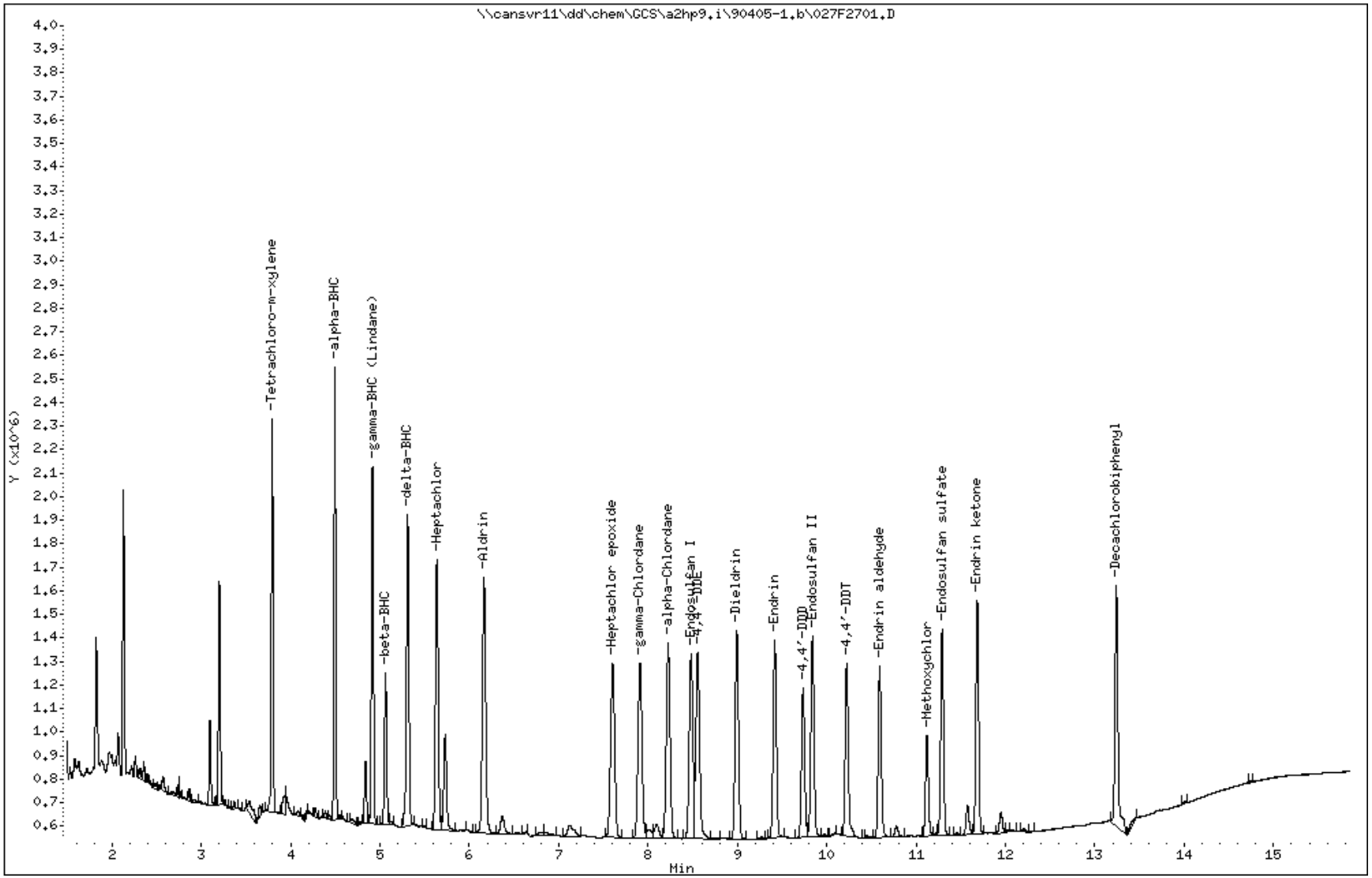

COMPOUNDS and EXP. RT REPORT

Operator: 093905 Date Acquired: 06-APR-2009 07:14
Data File: //cansvr11/dd/chem/GCS/a2hp9.i/90405-1.b/027F2701.D
Lab Sample ID: 5 ML AB 3 MDL
Misc. Info: 5 ml fv - AB MDL VERIFICATION tv = 0.03 ug/l
Instrument: a2hp9.i
Method: \\cansvr11\dd\chem\GCS\a2hp9.i\90405-1.b\PEST9.m
Dilution Factor: 1

Compound	RT	Area	Amount	Conc
1) Tetrachloro-m-xylene	3.794	2271631	0.005	0.027 ug/L
4) alpha-BHC	4.495	2626820	0.005	0.024 ug/L
5) gamma-BHC (Lindane)	4.916	2385300	0.005	0.024 ug/L
6) beta-BHC	5.062	1110021	0.005	0.027 ug/L
7) delta-BHC	5.310	2542329	0.005	0.025 ug/L
8) Heptachlor	5.637	2457926	0.005	0.026 ug/L
10) Aldrin	6.164	2773124	0.005	0.027 ug/L
12) Heptachlor epoxide	7.604	2354713	0.005	0.026 ug/L
13) gamma-Chlordane	7.909	2322829	0.005	0.025 ug/L
14) alpha-Chlordane	8.225	2437801	0.005	0.026 ug/L
15) Endosulfan I	8.481	2233969	0.005	0.027 ug/L
16) 4,4'-DDE	8.555	2351692	0.005	0.025 ug/L
17) Dieldrin	8.994	2304025	0.005	0.025 ug/L
18) Endrin	9.418	2127203	0.005	0.026 ug/L
20) 4,4'-DDD	9.734	1562755	0.005	0.025 ug/L
22) Endosulfan II	9.840	2085694	0.005	0.025 ug/L
23) 4,4'-DDT	10.222	1787986	0.005	0.026 ug/L
25) Endrin aldehyde	10.593	1763043	0.006	0.028 ug/L
27) Methoxychlor	11.121	954089	0.006	0.029 ug/L
28) Endosulfan sulfate	11.290	1910285	0.005	0.026 ug/L
29) Endrin ketone	11.684	2120777	0.005	0.027 ug/L
30) Decachlorobiphenyl	13.241	2416521	0.007	0.036 ug/L

TestAmerica North Canton

PESTICIDES 8081/608

Data file : \\cansvr11\dd\chem\GCS\a2hp9.i\90405-1.b\029F2901.D
Lab Smp Id: 5 ML TC MDL
Inj Date : 06-APR-2009 07:59
Operator : 093905 Inst ID: a2hp9.i
Smp Info : 5 ML TC MDL
Misc Info : 5 ml fv - TECHLOR MDL VERIFICATION tv = 0.04 ug/l
Comment :
Method : \\cansvr11\dd\chem\GCS\a2hp9.i\90405-1.b\PEST9.m
Meth Date : 06-Apr-2009 15:25 vandorenc Quant Type: ESTD
Cal Date : 06-APR-2009 03:52 Cal File: 018F1801.D
Als bottle: 29
Dil Factor: 1.00000
Integrator: Falcon Compound Sublist: 15-TECHLOR.sub
Target Version: 4.14 Sample Matrix: WATER

Concentration Formula: Amt * DF * Vt/Vo/Vi * CpndVariable

Name	Value	Description
DF	1.000	Dilution Factor
Vt	5000.000	Volume of final extract (uL)
Vo	1000.000	Volume of sample extracted (mL)
Vi	1.000	Volume injected
Cpnd Variable		Local Compound Variable

RT	EXP RT	DLT RT	RESPONSE	CONCENTRATIONS ON-COL (ng)	CONCENTRATIONS FINAL (ug/L)	TARGET RANGE	RATIO
9 Tech Chlordane					CAS #: 57-74-9		
5.502	5.503	-0.001	84115	0.00884	0.04418	0.00- 20.00	100.00
6.502	6.501	0.001	65786	0.00912	0.04558	0.00- 20.00	78.21
7.910	7.909	0.001	129221	0.00809	0.04046	0.00- 20.00	153.62
8.219	8.219	0.000	218951	0.00850	0.04249	0.00- 20.00	260.30
			Average of Peak Concentrations =		0.04318		

Data File: \\cansvr11\dd\chem\GCS\a2hp9.i\90405-1.b\029F2901.D

Date : 06-APR-2009 07:59

Client ID:

Instrument: a2hp9.i

Sample Info: 5 ML TC MDL

Volume Injected (uL): 1.0

Operator: 093905

Column phase: clp pesticides I

Column diameter: 0.53

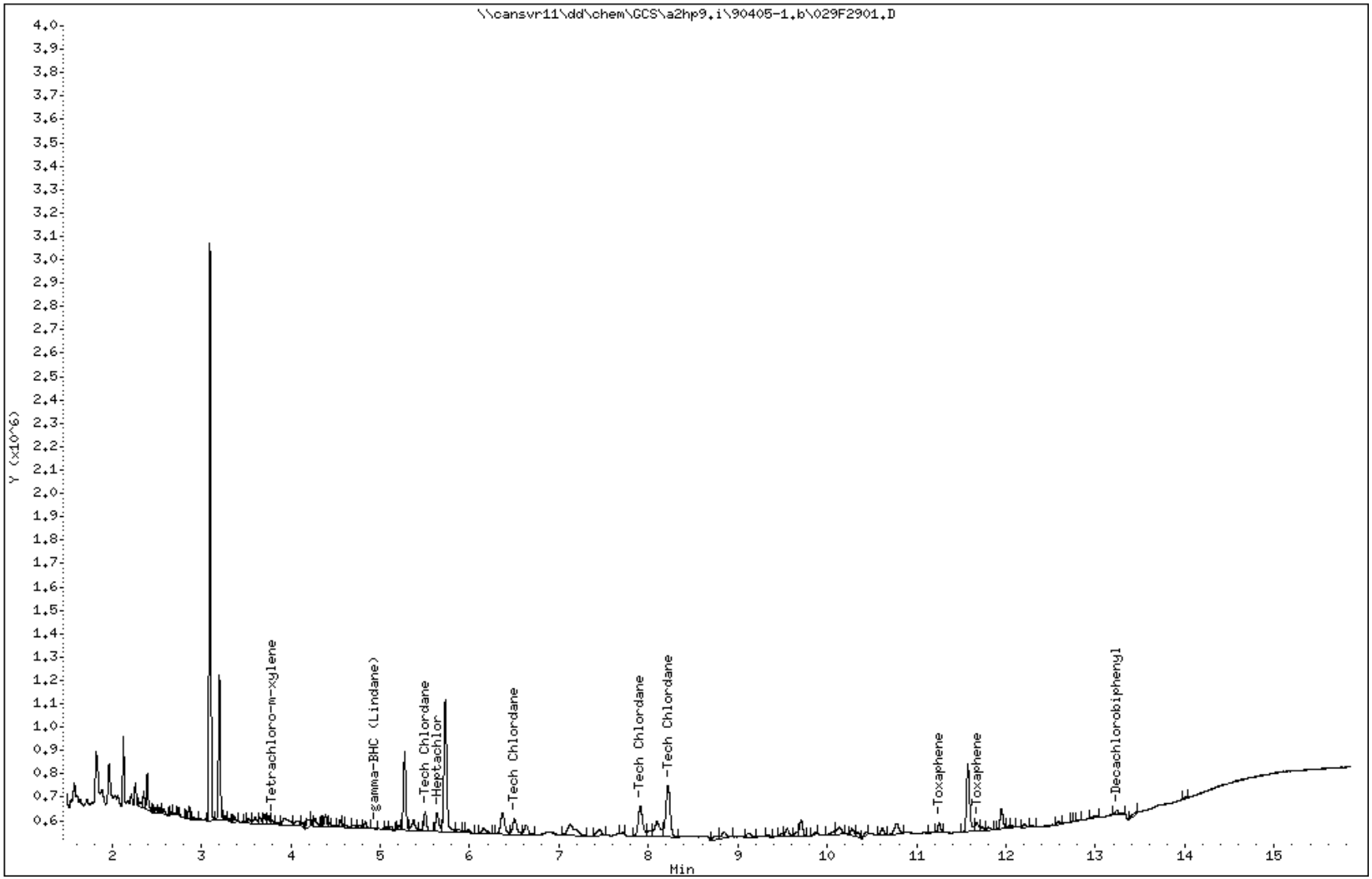

COMPOUNDS and EXP. RT REPORT

Operator: 093905 Date Acquired: 06-APR-2009 07:59
Data File: //cansvr11/dd/chem/GCS/a2hp9.i/90405-1.b/029F2901.D
Lab Sample ID: 5 ML TC MDL
Misc. Info: 5 ml fv - TECHLOR MDL VERIFICATION tv = 0.04 ug/l
Instrument: a2hp9.i
Method: \\cansvr11\dd\chem\GCS\a2hp9.i\90405-1.b\PEST9.m
Dilution Factor: 1

Compound	RT	Area	Amount	Conc
9) Tech Chlordane	5.502	177572	0.009	0.044 ug/L

TestAmerica North Canton

PESTICIDES 8081/608

Data file : \\cansvr11\dd\chem\GCS\a2hp9.i\90405-1.b\030F3001.D
Lab Smp Id: 5 ML MDL BLK
Inj Date : 06-APR-2009 08:21
Operator : 093905 Inst ID: a2hp9.i
Smp Info : 5 ML MDL BLK
Misc Info : 5 ml fv - MDL VERIFICATION BLANK
Comment :
Method : \\cansvr11\dd\chem\GCS\a2hp9.i\90405-1.b\PEST9.m
Meth Date : 06-Apr-2009 15:25 vandorenc Quant Type: ESTD
Cal Date : 06-APR-2009 03:52 Cal File: 018F1801.D
Als bottle: 30
Dil Factor: 1.00000
Integrator: Falcon Compound Sublist: 19-pestap9.sub
Target Version: 4.14 Sample Matrix: WATER
Processing Host: CANPGCSV23

Concentration Formula: Amt * DF * Vt/Vo/Vi * CpndVariable

Name	Value	Description
DF	1.000	Dilution Factor
Vt	5000.000	Volume of final extract (uL)
Vo	1000.000	Volume of sample extracted (mL)
Vi	1.000	Volume injected
Cpnd Variable		Local Compound Variable

				CONCENTRATIONS ON-COL (ng)	FINAL (ug/L)	TARGET RANGE	RATIO
RT	EXP RT	DLT RT	RESPONSE				
$ 1 Tetrachloro-m-xylene						CAS #: 877-09-8	
3.790	3.794	-0.004	17969	4e-005	0.0002141		
2 Hexachlorobenzene						CAS #: 118-74-1	
4.272	4.298	-0.026	23367				
3 Diallate						CAS #: 2303-16-4	
4.389	4.377	0.012	67098			0.00- 20.00	100.00
4.549	4.551	-0.002	31956			0.00- 20.00	47.63
4 alpha-BHC						CAS #: 319-84-6	

Peaks not detected for Quant. or Qual. signal(s).

RT	EXP RT	DLT RT	RESPONSE	CONCENTRATIONS ON-COL (ng)	CONCENTRATIONS FINAL (ug/L)	TARGET RANGE	RATIO
5 gamma-BHC (Lindane)					CAS #: 58-89-9		
Peaks not detected for Quant. or Qual. signal(s).							
6 beta-BHC					CAS #: 319-85-7		
5.059	5.061	-0.002	23886	1e-004	0.0005758		
7 delta-BHC					CAS #: 319-86-8		
Peaks not detected for Quant. or Qual. signal(s).							
8 Heptachlor					CAS #: 76-44-8		
5.661	5.635	0.026	39184	8e-005	0.0004161		
9 Tech Chlordane					CAS #: 57-74-9		
Peaks not detected for Quant. or Qual. signal(s).							
10 Aldrin					CAS #: 309-00-2		
6.156	6.164	-0.008	49223	9e-005	0.0004711		
11 Isodrin					CAS #: 465-73-6		
6.909	6.892	0.017	13178				
12 Heptachlor epoxide					CAS #: 1024-57-3		
Peaks not detected for Quant. or Qual. signal(s).							
13 gamma-Chlordane					CAS #: 5103-74-2		
Peaks not detected for Quant. or Qual. signal(s).							
14 alpha-Chlordane					CAS #: 5103-71-9		
Peaks not detected for Quant. or Qual. signal(s).							
15 Endosulfan I					CAS #: 959-98-8		
Peaks not detected for Quant. or Qual. signal(s).							
16 4,4'-DDE					CAS #: 72-55-9		
Peaks not detected for Quant. or Qual. signal(s).							

---

17 Dieldrin CAS #: 60-57-1

Peaks not detected for Quant. or Qual. signal(s).

RT	EXP RT	DLT RT	RESPONSE	CONCENTRATIONS ON-COL (ng)	FINAL (ug/L)	TARGET RANGE	RATIO

18 Endrin CAS #: 72-20-8

Peaks not detected for Quant. or Qual. signal(s).

---

19 Kepone CAS #: 143-50-0

Peaks not detected for Quant. or Qual. signal(s).

---

20 4,4'-DDD CAS #: 72-54-8

Peaks not detected for Quant. or Qual. signal(s).

---

21 Chlorobenzilate CAS #: 510-15-6

Peaks not detected for Quant. or Qual. signal(s).

---

22 Endosulfan II CAS #: 33213-65-9

Peaks not detected for Quant. or Qual. signal(s).

---

24 Toxaphene CAS #: 8001-35-2

Peaks not detected for Quant. or Qual. signal(s).

---

23 4,4'-DDT CAS #: 50-29-3

Peaks not detected for Quant. or Qual. signal(s).

---

25 Endrin aldehyde CAS #: 7421-93-4

10.618	10.591	0.027	73092	2e-004	0.001140		

---

26 Mirex CAS #: 2385-85-5

Peaks not detected for Quant. or Qual. signal(s).

---

27 Methoxychlor CAS #: 72-43-5

Peaks not detected for Quant. or Qual. signal(s).

---

28 Endosulfan sulfate CAS #: 1031-07-8

Peaks not detected for Quant. or Qual. signal(s).

```
--------------------------------------------------------------------------------
   29 Endrin ketone                              CAS #: 53494-70-5

Peaks not detected for Quant. or Qual. signal(s).

--------------------------------------------------------------------------------
$  30 Decachlorobiphenyl                         CAS #: 2051-24-3
13.239  13.240   -0.001            9072  3e-005  0.0001352
--------------------------------------------------------------------------------
```

Data File: \\cansvr11\dd\chem\GCS\a2hp9.i\90405-1.b\030F3001.D

Date : 06-APR-2009 08:21

Client ID:

Instrument: a2hp9.i

Sample Info: 5 ML MDL BLK

Volume Injected (uL): 1.0

Operator: 093905

Column phase: clp pesticides I

Column diameter: 0.53

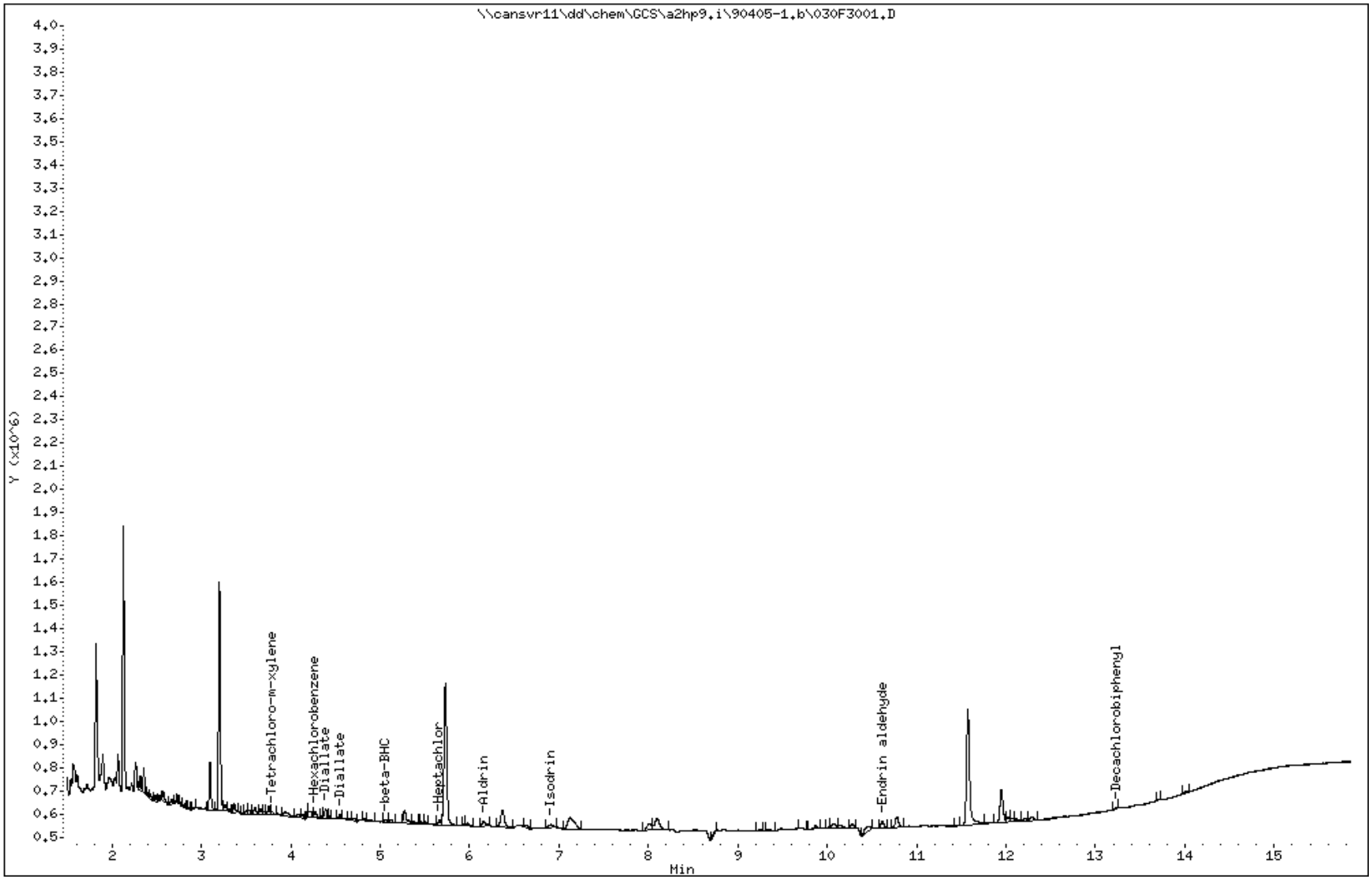

COMPOUNDS and EXP. RT REPORT

Operator: 093905 Date Acquired: 06-APR-2009 08:21
Data File: //cansvr11/dd/chem/GCS/a2hp9.i/90405-1.b/030F3001.D
Lab Sample ID: 5 ML MDL BLK
Misc. Info: 5 ml fv - MDL VERIFICATION BLANK
Instrument: a2hp9.i
Method: \\cansvr11\dd\chem\GCS\a2hp9.i\90405-1.b\PEST9.m
Dilution Factor: 1

	Compound	RT	Area	Amount	Conc
1)	Tetrachloro-m-xylene	3.791	17969	0.000	0.000 ug/L
2)	Hexachlorobenzene	4.272	51788	0.000	0.000 ug/L
3)	Diallate	4.389	67098	0.000	0.000 ug/L
4)	alpha-BHC	NOT DETECTED	Expected RT = 4.495		
5)	gamma-BHC (Lindane)	NOT DETECTED	Expected RT = 4.915		
6)	beta-BHC	5.060	23886	0.000	0.001 ug/L
7)	delta-BHC	NOT DETECTED	Expected RT = 5.310		
9)	Tech Chlordane	NOT DETECTED	Expected RT = 5.504		
8)	Heptachlor	5.662	39184	0.000	0.000 ug/L
10)	Aldrin	6.157	49223	0.000	0.000 ug/L
11)	Isodrin	6.910	39995	0.000	0.000 ug/L
12)	Heptachlor epoxide	NOT DETECTED	Expected RT = 7.604		
13)	gamma-Chlordane	NOT DETECTED	Expected RT = 7.909		
14)	alpha-Chlordane	NOT DETECTED	Expected RT = 8.226		
15)	Endosulfan I	NOT DETECTED	Expected RT = 8.480		
16)	4,4'-DDE	NOT DETECTED	Expected RT = 8.555		
17)	Dieldrin	NOT DETECTED	Expected RT = 8.995		
18)	Endrin	NOT DETECTED	Expected RT = 9.418		
19)	Kepone	NOT DETECTED	Expected RT = 9.499		
20)	4,4'-DDD	NOT DETECTED	Expected RT = 9.735		
21)	Chlorobenzilate	NOT DETECTED	Expected RT = 9.836		
22)	Endosulfan II	NOT DETECTED	Expected RT = 9.840		
24)	Toxaphene	NOT DETECTED	Expected RT = 9.961		
23)	4,4'-DDT	NOT DETECTED	Expected RT = 10.222		
25)	Endrin aldehyde	10.618	73092	0.000	0.001 ug/L
26)	Mirex	NOT DETECTED	Expected RT = 11.073		
27)	Methoxychlor	NOT DETECTED	Expected RT = 11.122		
28)	Endosulfan sulfate	NOT DETECTED	Expected RT = 11.291		
29)	Endrin ketone	NOT DETECTED	Expected RT = 11.683		
30)	Decachlorobiphenyl	13.239	9072	0.000	0.000 ug/L

TestAmerica North Canton

PESTICIDES 8081/608

Data file : \\cansvr11\dd\chem\GCS\a2hp9.i\90405-1.b\031F3101.D
Lab Smp Id: SOLID 1 AB MDL
Inj Date : 06-APR-2009 08:44
Operator : 093905 Inst ID: a2hp9.i
Smp Info : SOLID 1 AB MDL
Misc Info : SOLID AB MDL VERIFICATION tv = 3.33 ug/kg
Comment :
Method : \\cansvr11\dd\chem\GCS\a2hp9.i\90405-1.b\PEST9.m
Meth Date : 06-Apr-2009 15:25 vandorenc Quant Type: ESTD
Cal Date : 06-APR-2009 03:52 Cal File: 018F1801.D
Als bottle: 31
Dil Factor: 1.00000
Integrator: Falcon Compound Sublist: 1-AB.sub
Target Version: 4.14 Sample Matrix: SOIL
Processing Host: CANPGCSV23

Concentration Formula: Amt * DF * Vt*Vi/Ws * CpndVariable

Name	Value	Description
DF	1.000	Dilution Factor
Vt	10000.000	Volume of final extract
Vi	1.000	volume injected
Ws	30.000	initial volume of sample
Cpnd Variable		Local Compound Variable

RT	EXP RT	DLT RT	RESPONSE	CONCENTRATIONS ON-COL (ng)	FINAL (ug/Kg)	TARGET RANGE	RATIO
$ 1 Tetrachloro-m-xylene						CAS #: 877-09-8	
3.794	3.794	0.000	4007138	0.00955	0.09550		
4 alpha-BHC						CAS #: 319-84-6	
4.496	4.494	0.002	4439771	0.00802	2.673		
5 gamma-BHC (Lindane)						CAS #: 58-89-9	
4.916	4.914	0.002	3502390	0.00692	2.306		
6 beta-BHC						CAS #: 319-85-7	
5.062	5.061	0.001	1679467	0.00810	2.699		
7 delta-BHC						CAS #: 319-86-8	
5.309	5.309	0.000	4127244	0.00809	2.696		
8 Heptachlor						CAS #: 76-44-8	
5.637	5.635	0.002	3107817	0.00660	2.200		

```
   10 Aldrin                                      CAS #: 309-00-2
6.163    6.164   -0.001         5534402 0.01059    3.531
--------------------------------------------------------------------------------
```

RT	EXP RT	DLT RT	RESPONSE	CONCENTRATIONS ON-COL (ng)	FINAL (ug/Kg)	TARGET RANGE	RATIO
12 Heptachlor epoxide						CAS #: 1024-57-3	
7.603	7.604	-0.001	3857016	0.00858	2.859		
13 gamma-Chlordane						CAS #: 5103-74-2	
7.910	7.909	0.001	3687312	0.00804	2.680		
14 alpha-Chlordane						CAS #: 5103-71-9	
8.224	8.225	-0.001	3915645	0.00840	2.799		
15 Endosulfan I						CAS #: 959-98-8	
8.481	8.479	0.002	3920393	0.00935	3.117		
16 4,4'-DDE						CAS #: 72-55-9	
8.555	8.554	0.001	3964694	0.00838	2.793		
17 Dieldrin						CAS #: 60-57-1	
8.993	8.994	-0.001	3653917	0.00788	2.627		
18 Endrin						CAS #: 72-20-8	
9.418	9.418	0.000	3339189	0.00817	2.723		
20 4,4'-DDD						CAS #: 72-54-8	
9.731	9.734	-0.003	2440245	0.00792	2.640		
22 Endosulfan II						CAS #: 33213-65-9	
9.839	9.839	0.000	3224984	0.00777	2.591		
23 4,4'-DDT						CAS #: 50-29-3	
10.221	10.222	-0.001	2580508	0.00742	2.474		
25 Endrin aldehyde						CAS #: 7421-93-4	
10.591	10.591	0.000	2836310	0.00885	2.950		
27 Methoxychlor						CAS #: 72-43-5	
11.119	11.121	-0.002	1387310	0.00848	2.826		
28 Endosulfan sulfate						CAS #: 1031-07-8	
11.290	11.290	0.000	2850363	0.00782	2.608		
29 Endrin ketone						CAS #: 53494-70-5	
11.683	11.683	0.000	2973833	0.00747	2.491		
$ 30 Decachlorobiphenyl						CAS #: 2051-24-3	
13.239	13.240	-0.001	3620631	0.01080	0.1080		

Data File: \\cansvr11\dd\chem\GCS\a2hp9.i\90405-1.b\031F3101.D

Date : 06-APR-2009 08:44

Client ID:

Instrument: a2hp9.i

Sample Info: SOLID 1 AB MDL

Volume Injected (uL): 1.0

Operator: 093905

Column phase: clp pesticides I

Column diameter: 0.53

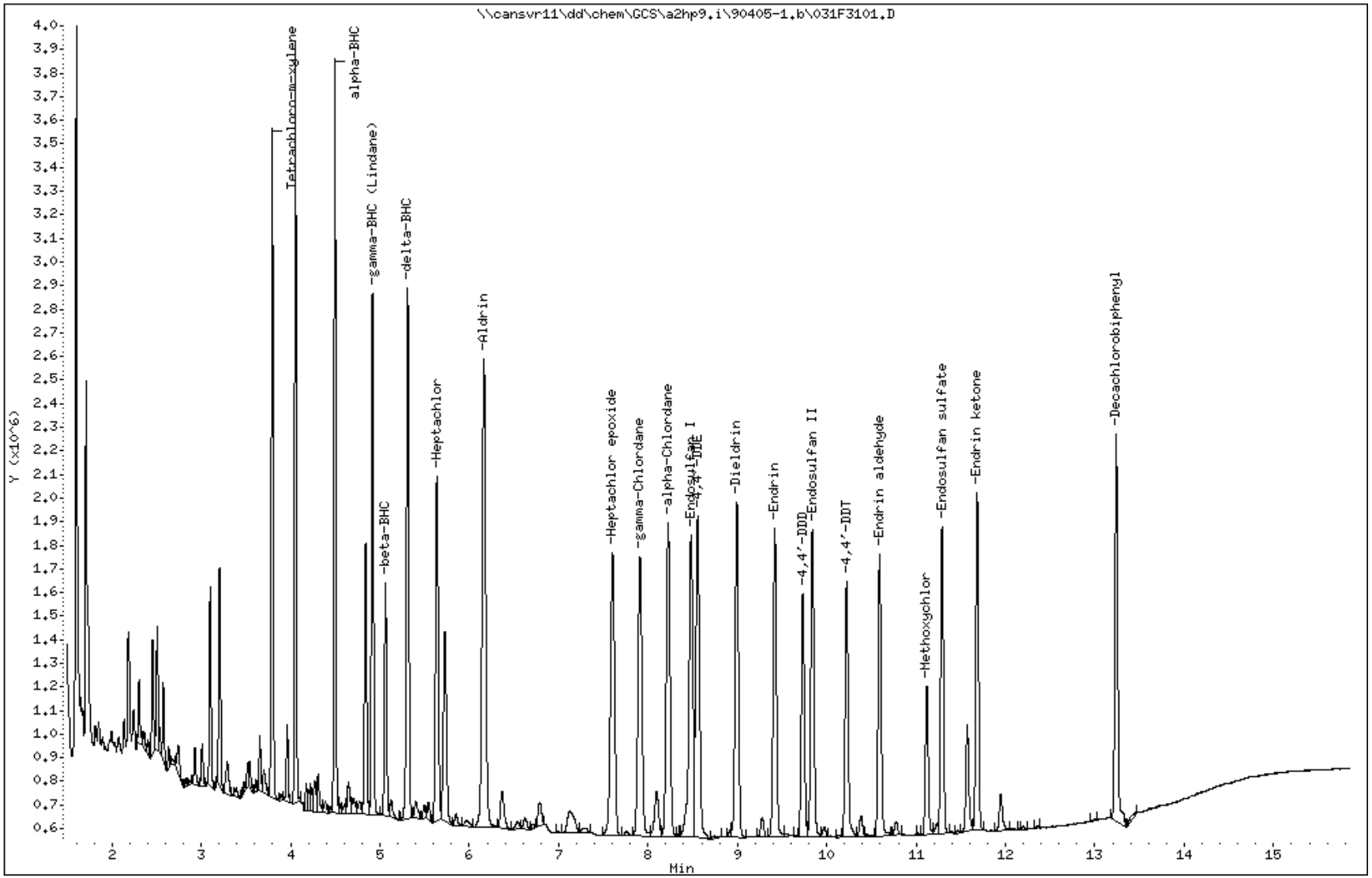

COMPOUNDS and EXP. RT REPORT

Operator: 093905 Date Acquired: 06-APR-2009 08:44
Data File: //cansvr11/dd/chem/GCS/a2hp9.i/90405-1.b/031F3101.D
Lab Sample ID: SOLID 1 AB MDL
Misc. Info: SOLID AB MDL VERIFICATION tv = 3.33 ug/kg
Instrument: a2hp9.i
Method: \\cansvr11\dd\chem\GCS\a2hp9.i\90405-1.b\PEST9.m
Dilution Factor: 1

Compound	RT	Area	Amount	Conc
1) Tetrachloro-m-xylene	3.795	4007138	0.010	0.096 ug/Kg
4) alpha-BHC	4.496	4439771	0.008	2.673 ug/Kg
5) gamma-BHC (Lindane)	4.916	3502390	0.007	2.306 ug/Kg
6) beta-BHC	5.062	1679467	0.008	2.699 ug/Kg
7) delta-BHC	5.310	4127244	0.008	2.696 ug/Kg
8) Heptachlor	5.637	3107817	0.007	2.200 ug/Kg
10) Aldrin	6.164	5534402	0.011	3.531 ug/Kg
12) Heptachlor epoxide	7.603	3857016	0.009	2.859 ug/Kg
13) gamma-Chlordane	7.911	3687312	0.008	2.680 ug/Kg
14) alpha-Chlordane	8.225	3915645	0.008	2.799 ug/Kg
15) Endosulfan I	8.481	3920393	0.009	3.117 ug/Kg
16) 4,4'-DDE	8.556	3964694	0.008	2.793 ug/Kg
17) Dieldrin	8.994	3653917	0.008	2.627 ug/Kg
18) Endrin	9.419	3339189	0.008	2.723 ug/Kg
20) 4,4'-DDD	9.731	2440245	0.008	2.640 ug/Kg
22) Endosulfan II	9.840	3224984	0.008	2.591 ug/Kg
23) 4,4'-DDT	10.221	2580508	0.007	2.474 ug/Kg
25) Endrin aldehyde	10.591	2836310	0.009	2.950 ug/Kg
27) Methoxychlor	11.120	1387310	0.008	2.826 ug/Kg
28) Endosulfan sulfate	11.291	2850363	0.008	2.608 ug/Kg
29) Endrin ketone	11.683	2973833	0.007	2.491 ug/Kg
30) Decachlorobiphenyl	13.240	3620631	0.011	0.108 ug/Kg

TestAmerica North Canton

PESTICIDES 8081/608

Data file : \\cansvr11\dd\chem\GCS\a2hp9.i\90405-1.b\032F3201.D
Lab Smp Id: SOLID 2 AB MDL
Inj Date : 06-APR-2009 09:06
Operator : 093905   Inst ID: a2hp9.i
Smp Info : SOLID 2 AB MDL
Misc Info : SOLID AB MDL VERIFICATION tv = 1.33 ug/kg
Comment   :
Method   : \\cansvr11\dd\chem\GCS\a2hp9.i\90405-1.b\PEST9.m
Meth Date : 06-Apr-2009 15:25 vandorenc Quant Type: ESTD
Cal Date : 06-APR-2009 03:52   Cal File: 018F1801.D
Als bottle: 32
Dil Factor: 1.00000
Integrator: Falcon   Compound Sublist: 1-AB.sub
Target Version: 4.14   Sample Matrix: SOIL
Processing Host: CANPGCSV23

Concentration Formula: Amt * DF * Vt*Vi/Ws * CpndVariable

Name	Value	Description
DF	1.000	Dilution Factor
Vt	10000.000	Volume of final extract
Vi	1.000	volume injected
Ws	30.000	initial volume of sample
Cpnd Variable		Local Compound Variable

				CONCENTRATIONS ON-COL (ng)	FINAL (ug/Kg)	TARGET RANGE	RATIO
$ 1 Tetrachloro-m-xylene						CAS #: 877-09-8	
3.795	3.794	0.001	1729769	0.00412	0.04122		
4 alpha-BHC						CAS #: 319-84-6	
4.496	4.494	0.002	1813504	0.00328	1.092		
5 gamma-BHC (Lindane)						CAS #: 58-89-9	
4.916	4.914	0.002	1497883	0.00296	0.9863		
6 beta-BHC						CAS #: 319-85-7	
5.061	5.061	0.000	735804	0.00355	1.182		
7 delta-BHC						CAS #: 319-86-8	
5.309	5.309	0.000	1740247	0.00341	1.137		
8 Heptachlor						CAS #: 76-44-8	
5.636	5.635	0.001	1445401	0.00307	1.023		

```
   10 Aldrin                                      CAS #: 309-00-2
6.159    6.164   -0.005         4779737 0.00915    3.050
--------------------------------------------------------------------------------
```

RT	EXP RT	DLT RT	RESPONSE	CONCENTRATIONS ON-COL (ng)	FINAL (ug/Kg)	TARGET RANGE	RATIO
12 Heptachlor epoxide					CAS #: 1024-57-3		
7.603	7.604	-0.001	1721858	0.00383	1.276		
13 gamma-Chlordane					CAS #: 5103-74-2		
7.908	7.909	-0.001	1558930	0.00340	1.133		
14 alpha-Chlordane					CAS #: 5103-71-9		
8.224	8.225	-0.001	1701254	0.00365	1.216		
15 Endosulfan I					CAS #: 959-98-8		
8.478	8.479	-0.001	1626840	0.00388	1.293		
16 4,4'-DDE					CAS #: 72-55-9		
8.553	8.554	-0.001	1514704	0.00320	1.067		
17 Dieldrin					CAS #: 60-57-1		
8.992	8.994	-0.002	1556587	0.00336	1.119		
18 Endrin					CAS #: 72-20-8		
9.417	9.418	-0.001	1431704	0.00350	1.168		
20 4,4'-DDD					CAS #: 72-54-8		
9.731	9.734	-0.003	1053703	0.00342	1.140		
22 Endosulfan II					CAS #: 33213-65-9		
9.838	9.839	-0.001	1444364	0.00348	1.160		
23 4,4'-DDT					CAS #: 50-29-3		
10.221	10.222	-0.001	587028	0.00169	0.5628		
25 Endrin aldehyde					CAS #: 7421-93-4		
10.590	10.591	-0.001	1229643	0.00384	1.279		
27 Methoxychlor					CAS #: 72-43-5		
11.118	11.121	-0.003	680502	0.00416	1.386		
28 Endosulfan sulfate					CAS #: 1031-07-8		
11.289	11.290	-0.001	1323340	0.00363	1.211		
29 Endrin ketone					CAS #: 53494-70-5		
11.682	11.683	-0.001	1413192	0.00355	1.184		
$ 30 Decachlorobiphenyl					CAS #: 2051-24-3		
13.239	13.240	-0.001	1636491	0.00488	0.04879		

Data File: \\cansvr11\dd\chem\GCS\a2hp9.i\90405-1.b\032F3201.D

Date : 06-APR-2009 09:06

Client ID:

Instrument: a2hp9.i

Sample Info: SOLID 2 AB MDL

Volume Injected (uL): 1.0

Operator: 093905

Column phase: clp pesticides I

Column diameter: 0.53

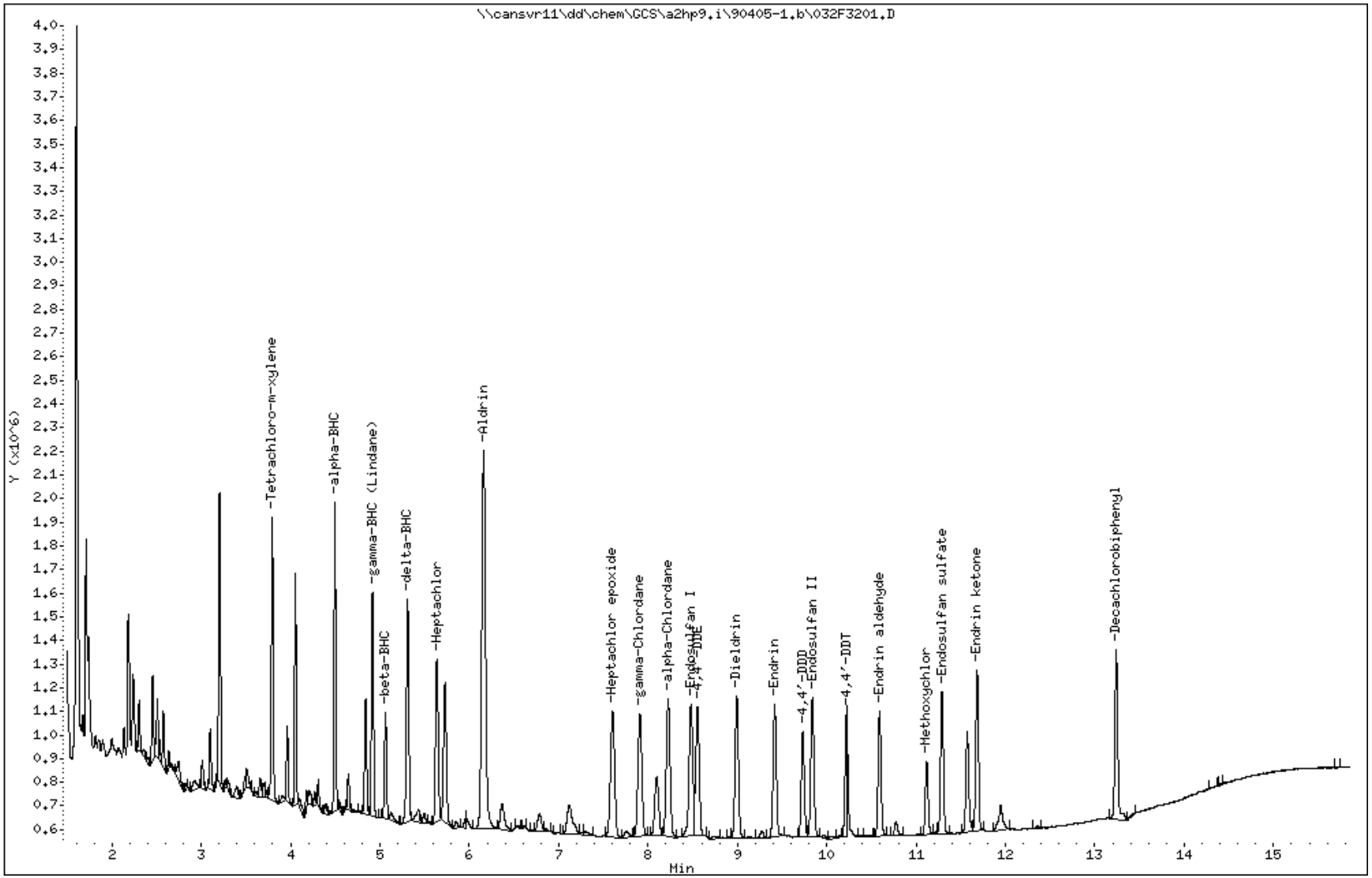

COMPOUNDS and EXP. RT REPORT

Operator: 093905 Date Acquired: 06-APR-2009 09:06
Data File: //cansvr11/dd/chem/GCS/a2hp9.i/90405-1.b/032F3201.D
Lab Sample ID: SOLID 2 AB MDL
Misc. Info: SOLID AB MDL VERIFICATION tv = 1.33 ug/kg
Instrument: a2hp9.i
Method: \\cansvr11\dd\chem\GCS\a2hp9.i\90405-1.b\PEST9.m
Dilution Factor: 1

Compound	RT	Area	Amount	Conc
1) Tetrachloro-m-xylene	3.795	1729769	0.004	0.041 ug/Kg
4) alpha-BHC	4.496	1813504	0.003	1.092 ug/Kg
5) gamma-BHC (Lindane)	4.916	1497883	0.003	0.986 ug/Kg
6) beta-BHC	5.062	735804	0.004	1.183 ug/Kg
7) delta-BHC	5.309	1740247	0.003	1.137 ug/Kg
8) Heptachlor	5.636	1445401	0.003	1.023 ug/Kg
10) Aldrin	6.159	4779737	0.009	3.050 ug/Kg
12) Heptachlor epoxide	7.604	1721858	0.004	1.276 ug/Kg
13) gamma-Chlordane	7.909	1558930	0.003	1.133 ug/Kg
14) alpha-Chlordane	8.224	1701254	0.004	1.216 ug/Kg
15) Endosulfan I	8.479	1626840	0.004	1.293 ug/Kg
16) 4,4'-DDE	8.554	1514704	0.003	1.067 ug/Kg
17) Dieldrin	8.993	1556587	0.003	1.119 ug/Kg
18) Endrin	9.418	1431704	0.004	1.168 ug/Kg
20) 4,4'-DDD	9.731	1053703	0.003	1.140 ug/Kg
22) Endosulfan II	9.839	1444364	0.003	1.160 ug/Kg
23) 4,4'-DDT	10.221	587028	0.002	0.563 ug/Kg
25) Endrin aldehyde	10.590	1229643	0.004	1.279 ug/Kg
27) Methoxychlor	11.119	680502	0.004	1.386 ug/Kg
28) Endosulfan sulfate	11.289	1323340	0.004	1.211 ug/Kg
29) Endrin ketone	11.683	1413192	0.004	1.184 ug/Kg
30) Decachlorobiphenyl	13.239	1636491	0.005	0.049 ug/Kg

TestAmerica North Canton

PESTICIDES 8081/608

Data file : \\cansvr11\dd\chem\GCS\a2hp9.i\90405-1.b\033F3301.D
Lab Smp Id: SOLID 3 AB MDL
Inj Date : 06-APR-2009 09:28
Operator : 093905 Inst ID: a2hp9.i
Smp Info : SOLID 3 AB MDL
Misc Info : SOLID AB MDL VERIFICATION tv = 0.67 ug/kg
Comment :
Method : \\cansvr11\dd\chem\GCS\a2hp9.i\90405-1.b\PEST9.m
Meth Date : 06-Apr-2009 15:25 vandorenc Quant Type: ESTD
Cal Date : 06-APR-2009 03:52 Cal File: 018F1801.D
Als bottle: 33
Dil Factor: 1.00000
Integrator: Falcon Compound Sublist: 1-AB.sub
Target Version: 4.14 Sample Matrix: SOIL
Processing Host: CANPGCSV23

Concentration Formula: Amt * DF * Vt*Vi/Ws * CpndVariable

Name	Value	Description
DF	1.000	Dilution Factor
Vt	10000.000	Volume of final extract
Vi	1.000	volume injected
Ws	30.000	initial volume of sample
Cpnd Variable		Local Compound Variable

				CONCENTRATIONS ON-COL	FINAL		
RT	EXP RT	DLT RT	RESPONSE	(ng)	(ug/Kg)	TARGET RANGE	RATIO
$ 1 Tetrachloro-m-xylene						CAS #: 877-09-8	
3.794	3.794	0.000	901996	0.00215	0.02150		
4 alpha-BHC						CAS #: 319-84-6	
4.495	4.494	0.001	955762	0.00173	0.5754		
5 gamma-BHC (Lindane)						CAS #: 58-89-9	
4.915	4.914	0.001	721087	0.00142	0.4748		
6 beta-BHC						CAS #: 319-85-7	
5.061	5.061	0.000	386683	0.00186	0.6215		
7 delta-BHC						CAS #: 319-86-8	
5.309	5.309	0.000	870570	0.00171	0.5687		
8 Heptachlor						CAS #: 76-44-8	
5.636	5.635	0.001	704959	0.00150	0.4990		

```
   10 Aldrin                                      CAS #: 309-00-2
6.159    6.164   -0.005         2686193 0.00514    1.714
--------------------------------------------------------------------------------
```

RT	EXP RT	DLT RT	RESPONSE	CONCENTRATIONS ON-COL (ng)	FINAL (ug/Kg)	TARGET RANGE	RATIO
12 Heptachlor epoxide					CAS #: 1024-57-3		
7.602	7.604	-0.002	902398	0.00201	0.6689		
13 gamma-Chlordane					CAS #: 5103-74-2		
7.909	7.909	0.000	815304	0.00178	0.5926		
14 alpha-Chlordane					CAS #: 5103-71-9		
8.223	8.225	-0.002	885777	0.00190	0.6332		
15 Endosulfan I					CAS #: 959-98-8		
8.479	8.479	0.000	866263	0.00207	0.6888		
16 4,4'-DDE					CAS #: 72-55-9		
8.553	8.554	-0.001	763999	0.00161	0.5383		
17 Dieldrin					CAS #: 60-57-1		
8.993	8.994	-0.001	799022	0.00172	0.5745		
18 Endrin					CAS #: 72-20-8		
9.417	9.418	-0.001	731036	0.00179	0.5961		
20 4,4'-DDD					CAS #: 72-54-8		
9.732	9.734	-0.002	500944	0.00163	0.5420		
22 Endosulfan II					CAS #: 33213-65-9		
9.839	9.839	0.000	715481	0.00172	0.5748		
23 4,4'-DDT					CAS #: 50-29-3		
10.221	10.222	-0.001	597326	0.00172	0.5726		
25 Endrin aldehyde					CAS #: 7421-93-4		
10.592	10.591	0.001	639787	0.00200	0.6655		
27 Methoxychlor					CAS #: 72-43-5		
11.119	11.121	-0.002	308320	0.00188	0.6281		
28 Endosulfan sulfate					CAS #: 1031-07-8		
11.289	11.290	-0.001	635574	0.00174	0.5815		
29 Endrin ketone					CAS #: 53494-70-5		
11.683	11.683	0.000	648743	0.00163	0.5434		
$ 30 Decachlorobiphenyl					CAS #: 2051-24-3		
13.239	13.240	-0.001	772587	0.00230	0.02304		

Data File: \\cansvr11\dd\chem\GCS\a2hp9.i\90405-1.b\033F3301.D

Date : 06-APR-2009 09:28

Client ID:

Instrument: a2hp9.i

Sample Info: SOLID 3 AB MDL

Volume Injected (uL): 1.0

Operator: 093905

Column phase: clp pesticides I

Column diameter: 0.53

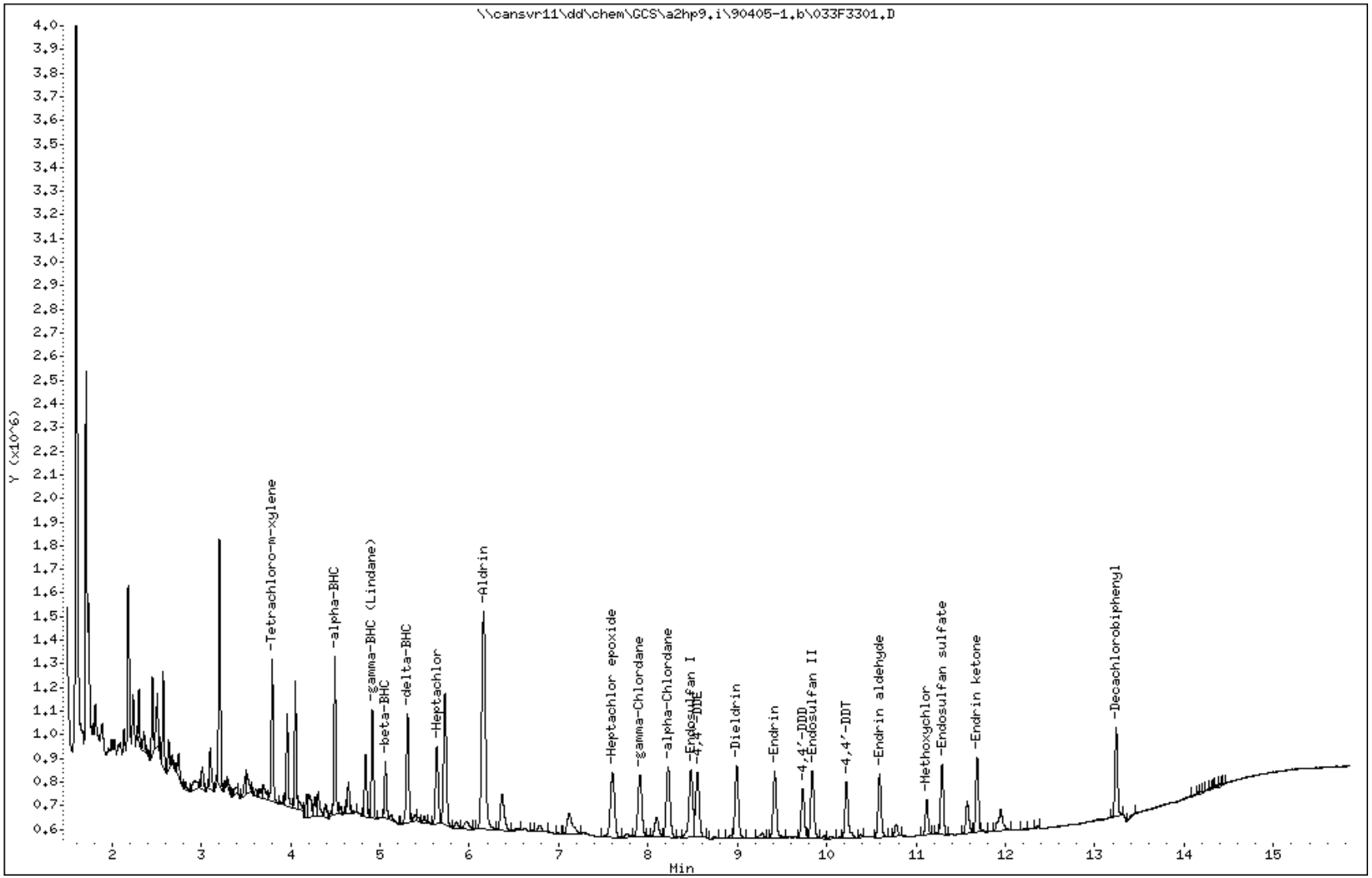

COMPOUNDS and EXP. RT REPORT

Operator: 093905 Date Acquired: 06-APR-2009 09:28
Data File: //cansvr11/dd/chem/GCS/a2hp9.i/90405-1.b/033F3301.D
Lab Sample ID: SOLID 3 AB MDL
Misc. Info: SOLID AB MDL VERIFICATION tv = 0.67 ug/kg
Instrument: a2hp9.i
Method: \\cansvr11\dd\chem\GCS\a2hp9.i\90405-1.b\PEST9.m
Dilution Factor: 1

Compound	RT	Area	Amount	Conc
1) Tetrachloro-m-xylene	3.795	901996	0.002	0.021 ug/Kg
4) alpha-BHC	4.496	955762	0.002	0.575 ug/Kg
5) gamma-BHC (Lindane)	4.916	721087	0.001	0.475 ug/Kg
6) beta-BHC	5.062	386683	0.002	0.621 ug/Kg
7) delta-BHC	5.309	870570	0.002	0.569 ug/Kg
8) Heptachlor	5.637	704959	0.001	0.499 ug/Kg
10) Aldrin	6.160	2686193	0.005	1.714 ug/Kg
12) Heptachlor epoxide	7.602	902398	0.002	0.669 ug/Kg
13) gamma-Chlordane	7.910	815304	0.002	0.593 ug/Kg
14) alpha-Chlordane	8.223	885777	0.002	0.633 ug/Kg
15) Endosulfan I	8.480	866263	0.002	0.689 ug/Kg
16) 4,4'-DDE	8.553	763999	0.002	0.538 ug/Kg
17) Dieldrin	8.993	799022	0.002	0.575 ug/Kg
18) Endrin	9.417	731036	0.002	0.596 ug/Kg
20) 4,4'-DDD	9.732	500944	0.002	0.542 ug/Kg
22) Endosulfan II	9.839	715481	0.002	0.575 ug/Kg
23) 4,4'-DDT	10.222	597326	0.002	0.573 ug/Kg
25) Endrin aldehyde	10.592	639787	0.002	0.666 ug/Kg
27) Methoxychlor	11.120	308320	0.002	0.628 ug/Kg
28) Endosulfan sulfate	11.290	635574	0.002	0.582 ug/Kg
29) Endrin ketone	11.683	648743	0.002	0.543 ug/Kg
30) Decachlorobiphenyl	13.240	772587	0.002	0.023 ug/Kg

TestAmerica North Canton

PESTICIDES 8081/608

Data file : \\cansvr11\dd\chem\GCS\a2hp9.i\90405-1.b\035F3501.D
Lab Smp Id: SOLID TC MDL
Inj Date : 06-APR-2009 10:13
Operator : 093905 Inst ID: a2hp9.i
Smp Info : SOLID TC MDL
Misc Info : SOLID TECHLOR MDL VERIFICATION tv = 5 ug/kg
Comment :
Method : \\cansvr11\dd\chem\GCS\a2hp9.i\90405-1.b\PEST9.m
Meth Date : 06-Apr-2009 15:25 vandorenc Quant Type: ESTD
Cal Date : 06-APR-2009 03:52 Cal File: 018F1801.D
Als bottle: 35
Dil Factor: 1.00000
Integrator: Falcon Compound Sublist: 15-TECHLOR.sub
Target Version: 4.14 Sample Matrix: SOIL
Processing Host: CANPGCSV23

Concentration Formula: Amt * DF * Vt*Vi/Ws * CpndVariable

Name	Value	Description
DF	1.000	Dilution Factor
Vt	10000.000	Volume of final extract
Vi	1.000	volume injected
Ws	30.000	initial volume of sample
Cpnd Variable		Local Compound Variable

RT	EXP RT	DLT RT	RESPONSE	CONCENTRATIONS ON-COL (ng)	CONCENTRATIONS FINAL (ug/Kg)	TARGET RANGE	RATIO
9 Tech Chlordane					CAS #: 57-74-9		
5.503	5.503	0.000	148552	0.01560	5.201	0.00- 20.00	100.00
6.502	6.501	0.001	93529	0.01296	4.320	0.00- 20.00	62.96
7.910	7.909	0.001	194616	0.01219	4.063	0.00- 20.00	131.01
8.220	8.219	0.001	332631	0.01291	4.304	0.00- 20.00	223.92
		Average of Peak Concentrations =			4.472		

Data File: \\cansvr11\dd\chem\GCS\a2hp9.i\90405-1.b\035F3501.D

Date : 06-APR-2009 10:13

Client ID:

Instrument: a2hp9.i

Sample Info: SOLID TC MDL

Volume Injected (uL): 1.0

Operator: 093905

Column phase: clp pesticides I

Column diameter: 0.53

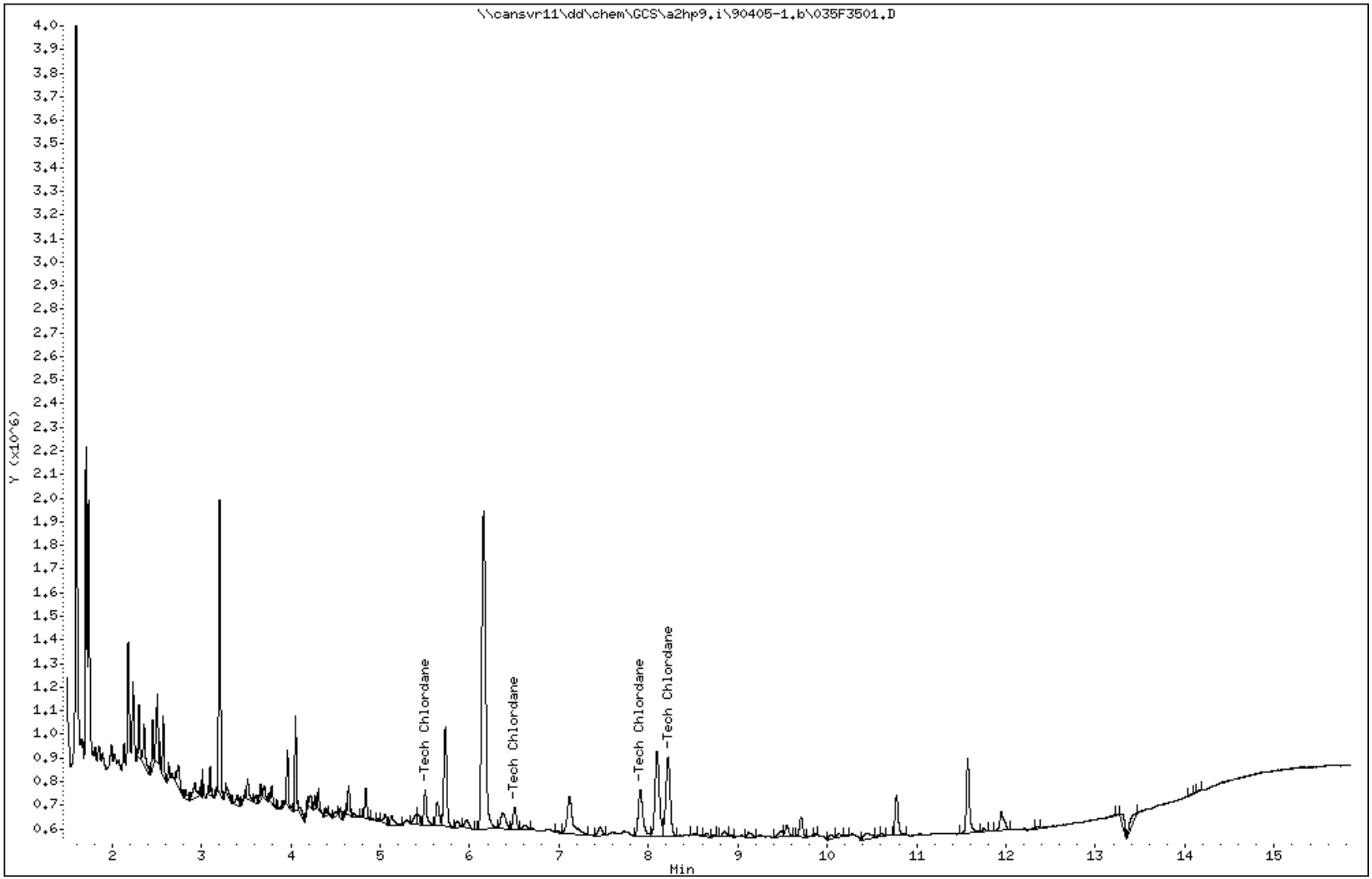

COMPOUNDS and EXP. RT REPORT

Operator: 093905 Date Acquired: 06-APR-2009 10:13
Data File: //cansvr11/dd/chem/GCS/a2hp9.i/90405-1.b/035F3501.D
Lab Sample ID: SOLID TC MDL
Misc. Info: SOLID TECHLOR MDL VERIFICATION tv = 5 ug/kg
Instrument: a2hp9.i
Method: \\cansvr11\dd\chem\GCS\a2hp9.i\90405-1.b\PEST9.m
Dilution Factor: 1

Compound	RT	Area	Amount	Conc
9) Tech Chlordane	5.503	342149	0.016	5.201 ug/Kg

TestAmerica North Canton

PESTICIDES 8081/608

Data file : \\cansvr11\dd\chem\GCS\a2hp9.i\90405-1.b\036F3601.D
Lab Smp Id: SOLID MDL BLK
Inj Date : 06-APR-2009 10:36
Operator : 093905 Inst ID: a2hp9.i
Smp Info : SOLID MDL BLK
Misc Info : SOLID MDL VERIFICATION BLANK
Comment :
Method : \\cansvr11\dd\chem\GCS\a2hp9.i\90405-1.b\PEST9.m
Meth Date : 06-Apr-2009 15:25 vandorenc Quant Type: ESTD
Cal Date : 06-APR-2009 03:52 Cal File: 018F1801.D
Als bottle: 36
Dil Factor: 1.00000
Integrator: Falcon Compound Sublist: 19-pestap9.sub
Target Version: 4.14 Sample Matrix: SOIL
Processing Host: CANPGCSV23

Concentration Formula: Amt * DF * Vt*Vi/Ws * CpndVariable

Name	Value	Description
DF	1.000	Dilution Factor
Vt	10000.000	Volume of final extract
Vi	1.000	volume injected
Ws	30.000	initial volume of sample
Cpnd Variable		Local Compound Variable

				CONCENTRATIONS ON-COL	FINAL		
RT	EXP RT	DLT RT	RESPONSE	(ng)	(ug/Kg)	TARGET RANGE	RATIO
$ 1 Tetrachloro-m-xylene						CAS #: 877-09-8	
3.788	3.794	-0.006	138603	0.00033	0.003303		
2 Hexachlorobenzene						CAS #: 118-74-1	
4.309	4.298	0.011	108992				
3 Diallate						CAS #: 2303-16-4	
4.393	4.377	0.016	85795			0.00- 20.00	100.00
4.554	4.551	0.003	55639			0.00- 20.00	64.85
4 alpha-BHC						CAS #: 319-84-6	
4.492	4.494	-0.002	14003	3e-005	0.008430		
5 gamma-BHC (Lindane)						CAS #: 58-89-9	
4.909	4.914	-0.005	8059	2e-005	0.005307		
6 beta-BHC						CAS #: 319-85-7	
5.058	5.061	-0.003	68091	3e-004	0.1094		

```
--------------------------------------------------------------------------------
    7 delta-BHC                                    CAS #: 319-86-8
5.291    5.309   -0.018           25635 5.e-005  0.01675
--------------------------------------------------------------------------------
```

RT	EXP RT	DLT RT	RESPONSE	CONCENTRATIONS ON-COL (ng)	FINAL (ug/Kg)	TARGET RANGE	RATIO
8 Heptachlor					CAS #: 76-44-8		
5.660	5.635	0.025	49395	1.e-004	0.03497		
9 Tech Chlordane					CAS #: 57-74-9		
5.496	5.503	-0.007	33631	0.00353	1.177	0.00- 20.00	100.00
6.505	6.501	0.004	13115	0.00182	0.6058	0.00- 20.00	39.00
0.000	7.909	-7.909	0	0.0000	0.0000	0.00- 20.00	0.00
0.000	8.219	-8.219	0	0.0000	0.0000	0.00- 20.00	0.00
Average of Peak Concentrations =					0.8917		
10 Aldrin					CAS #: 309-00-2		
6.156	6.164	-0.008	3976355	0.00761	2.537		
11 Isodrin					CAS #: 465-73-6		

Peaks not detected for Quant. or Qual. signal(s).

12 Heptachlor epoxide	CAS #: 1024-57-3

Peaks not detected for Quant. or Qual. signal(s).

13 gamma-Chlordane	CAS #: 5103-74-2

Peaks not detected for Quant. or Qual. signal(s).

14 alpha-Chlordane	CAS #: 5103-71-9

Peaks not detected for Quant. or Qual. signal(s).

15 Endosulfan I	CAS #: 959-98-8

Peaks not detected for Quant. or Qual. signal(s).

16 4,4'-DDE	CAS #: 72-55-9

Peaks not detected for Quant. or Qual. signal(s).

17 Dieldrin					CAS #: 60-57-1		
8.991	8.994	-0.003	13995	3.e-005	0.01006		
18 Endrin					CAS #: 72-20-8		

Peaks not detected for Quant. or Qual. signal(s).

19 Kepone CAS #: 143-50-0

9.470	9.499	-0.029	6475

RT	EXP RT	DLT RT	RESPONSE	CONCENTRATIONS ON-COL (ng)	FINAL (ug/Kg)	TARGET RANGE	RATIO

20 4,4'-DDD CAS #: 72-54-8

Peaks not detected for Quant. or Qual. signal(s).

---

21 Chlorobenzilate CAS #: 510-15-6

Peaks not detected for Quant. or Qual. signal(s).

---

22 Endosulfan II CAS #: 33213-65-9

Peaks not detected for Quant. or Qual. signal(s).

---

24 Toxaphene CAS #: 8001-35-2

Peaks not detected for Quant. or Qual. signal(s).

---

23 4,4'-DDT CAS #: 50-29-3

Peaks not detected for Quant. or Qual. signal(s).

---

25 Endrin aldehyde CAS #: 7421-93-4

10.616	10.591	0.025	31452	1e-004	0.03272		

---

26 Mirex CAS #: 2385-85-5

Peaks not detected for Quant. or Qual. signal(s).

---

27 Methoxychlor CAS #: 72-43-5

Peaks not detected for Quant. or Qual. signal(s).

---

28 Endosulfan sulfate CAS #: 1031-07-8

Peaks not detected for Quant. or Qual. signal(s).

---

29 Endrin ketone CAS #: 53494-70-5

Peaks not detected for Quant. or Qual. signal(s).

$ 30 Decachlorobiphenyl					CAS #: 2051-24-3		
13.231	13.240	-0.009	10414	3e-005	0.0003105		

Data File: \\cansvr11\dd\chem\GCS\a2hp9.i\90405-1.b\036F3601.D

Date : 06-APR-2009 10:36

Client ID:

Instrument: a2hp9.i

Sample Info: SOLID MDL BLK

Volume Injected (uL): 1.0

Operator: 093905

Column phase: clp pesticides I

Column diameter: 0.53

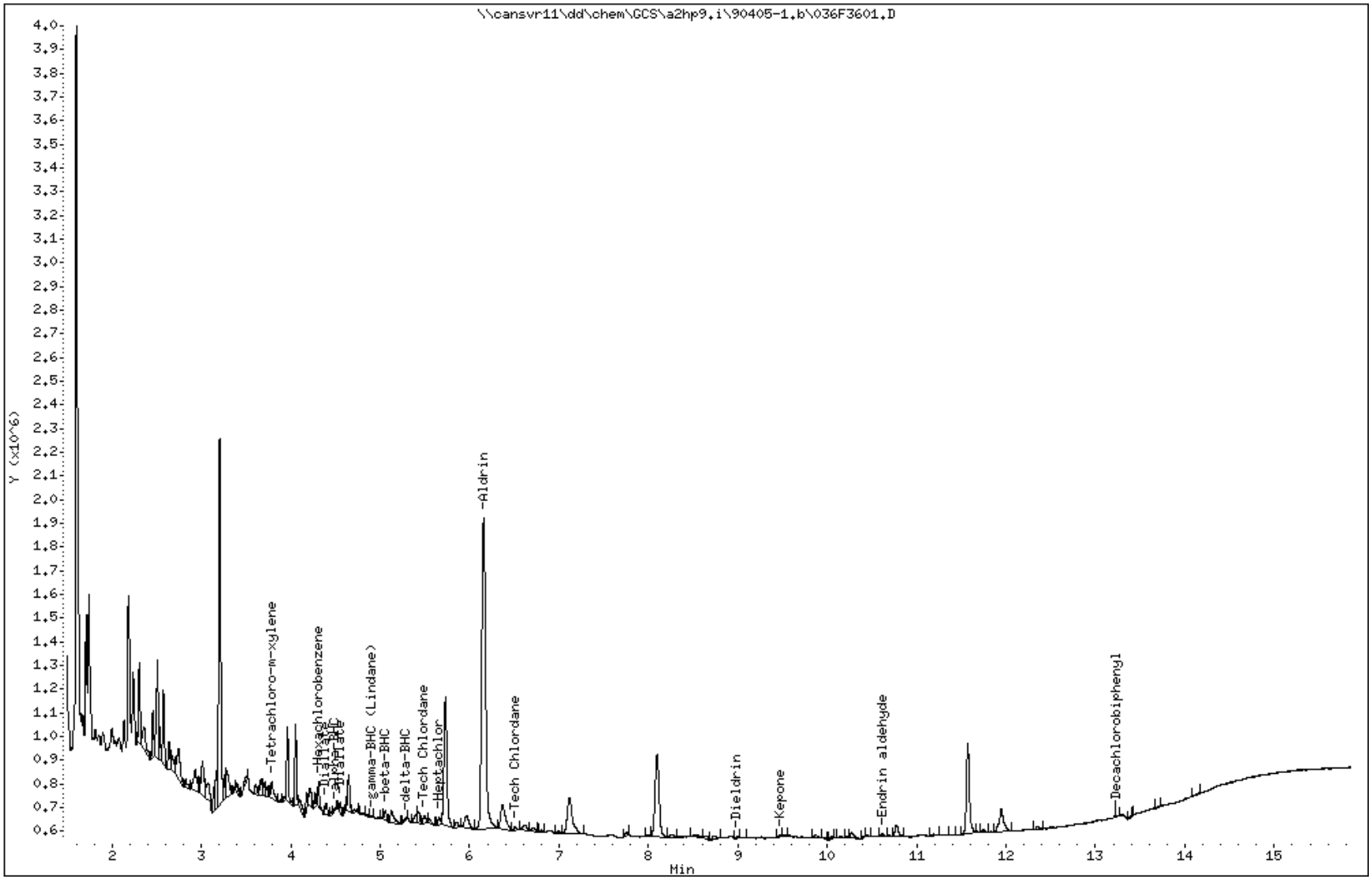

COMPOUNDS and EXP. RT REPORT

Operator: 093905 Date Acquired: 06-APR-2009 10:36
Data File: //cansvr11/dd/chem/GCS/a2hp9.i/90405-1.b/036F3601.D
Lab Sample ID: SOLID MDL BLK
Misc. Info: SOLID MDL VERIFICATION BLANK
Instrument: a2hp9.i
Method: \\cansvr11\dd\chem\GCS\a2hp9.i\90405-1.b\PEST9.m
Dilution Factor: 1

Compound	RT	Area	Amount	Conc
1) Tetrachloro-m-xylene	3.789	138603	0.000	0.003 ug/Kg
2) Hexachlorobenzene	4.309	162038	0.000	0.000 ug/Kg
3) Diallate	4.394	85795	0.000	0.000 ug/Kg
4) alpha-BHC	4.493	14003	0.000	0.008 ug/Kg
5) gamma-BHC (Lindane)	4.909	8059	0.000	0.005 ug/Kg
6) beta-BHC	5.059	68091	0.000	0.109 ug/Kg
7) delta-BHC	5.291	25635	0.000	0.017 ug/Kg
9) Tech Chlordane	5.496	67607	0.004	1.177 ug/Kg
8) Heptachlor	5.660	49395	0.000	0.035 ug/Kg
10) Aldrin	6.157	3976355	0.008	2.537 ug/Kg
11) Isodrin	NOT DETECTED	Expected RT = 6.892		
12) Heptachlor epoxide	NOT DETECTED	Expected RT = 7.604		
13) gamma-Chlordane	NOT DETECTED	Expected RT = 7.909		
14) alpha-Chlordane	NOT DETECTED	Expected RT = 8.226		
15) Endosulfan I	NOT DETECTED	Expected RT = 8.480		
16) 4,4'-DDE	NOT DETECTED	Expected RT = 8.555		
17) Dieldrin	8.992	13995	0.000	0.010 ug/Kg
18) Endrin	NOT DETECTED	Expected RT = 9.418		
19) Kepone	9.470	15999	0.000	0.000 ug/Kg
20) 4,4'-DDD	NOT DETECTED	Expected RT = 9.735		
21) Chlorobenzilate	NOT DETECTED	Expected RT = 9.836		
22) Endosulfan II	NOT DETECTED	Expected RT = 9.840		
24) Toxaphene	NOT DETECTED	Expected RT = 9.961		
23) 4,4'-DDT	NOT DETECTED	Expected RT = 10.222		
25) Endrin aldehyde	10.617	31452	0.000	0.033 ug/Kg
26) Mirex	NOT DETECTED	Expected RT = 11.073		
27) Methoxychlor	NOT DETECTED	Expected RT = 11.122		
28) Endosulfan sulfate	NOT DETECTED	Expected RT = 11.291		
29) Endrin ketone	NOT DETECTED	Expected RT = 11.683		
30) Decachlorobiphenyl	13.232	10414	0.000	0.000 ug/Kg

TestAmerica North Canton

PESTICIDES 8081/608

Data file : \\cansvr11\dd\chem\GCS\a2hp9.i\90405-1.b\90405-1.b\026F2601.D
Lab Smp Id: 5 ML AB 1 MDL
Inj Date : 06-APR-2009 06:52
Operator : 093905 Inst ID: a2hp9.i
Smp Info : 5 ML AB 1 MDL
Misc Info : 5 ml fv - AB MDL VERIFICATION tv = 0.01 ug/l
Comment :
Method : \\cansvr11\dd\chem\GCS\a2hp9.i\90405-1.b\PEST9.m\PEST9r.m
Meth Date : 06-Apr-2009 15:28 vandorenc Quant Type: ESTD
Cal Date : 06-APR-2009 02:23 Cal File: 014F1401.D
Als bottle: 26
Dil Factor: 1.00000
Integrator: Falcon Compound Sublist: 1-AB.sub
Target Version: 4.14 Sample Matrix: WATER
Processing Host: CANPGCSV23

Concentration Formula: Amt * DF * Vt/Vo/Vi * CpndVariable

Name	Value	Description
DF	1.000	Dilution Factor
Vt	5000.000	Volume of final extract (uL)
Vo	1000.000	Volume of sample extracted (mL)
Vi	1.000	Volume injected
Cpnd Variable		Local Compound Variable

				CONCENTRATIONS ON-COL	FINAL		
RT	EXP RT	DLT RT	RESPONSE	(ng)	(ug/L)	TARGET RANGE	RATIO
$ 1 Tetrachloro-m-xylene						CAS #: 877-09-8	
4.606	4.606	0.000	1162322	0.00189	0.009428		
4 alpha-BHC						CAS #: 319-84-6	
5.638	5.638	0.000	1457481	0.00175	0.008768		
5 gamma-BHC (Lindane)						CAS #: 58-89-9	
6.383	6.384	-0.001	1322058	0.00182	0.009088		
6 beta-BHC						CAS #: 319-85-7	
6.615	6.613	0.002	278042	0.00246	0.01230		
7 delta-BHC						CAS #: 319-86-8	
7.372	7.372	0.000	415438	0.00171	0.008526		
8 Heptachlor						CAS #: 76-44-8	
7.489	7.489	0.000	390718	0.00186	0.009288		

```
   10 Aldrin                                      CAS #: 309-00-2
8.288    8.288    0.000         1408905 0.00190  0.009524
--------------------------------------------------------------------------------
```

RT	EXP RT	DLT RT	RESPONSE	CONCENTRATIONS ON-COL (ng)	CONCENTRATIONS FINAL (ug/L)	TARGET RANGE	RATIO
12 Heptachlor epoxide					CAS #: 1024-57-3		
9.568	9.569	-0.001	1262067	0.00209	0.01044		
13 gamma-Chlordane					CAS #: 5103-74-2		
9.935	9.935	0.000	1263219	0.00206	0.01030		
14 alpha-Chlordane					CAS #: 5103-71-9		
10.212	10.214	-0.002	1182725	0.00199	0.009946		
15 Endosulfan I					CAS #: 959-98-8		
10.282	10.284	-0.002	446440	0.00198	0.009910		
16 4,4'-DDE					CAS #: 72-55-9		
10.595	10.597	-0.002	1078774	0.00188	0.009387		
17 Dieldrin					CAS #: 60-57-1		
10.770	10.770	0.000	469772	0.00181	0.009041		
18 Endrin					CAS #: 72-20-8		
11.265	11.265	0.000	434361	0.00192	0.009612		
21 4,4'-DDD					CAS #: 72-54-8		
11.545	11.546	-0.001	713875	0.00188	0.009386		
22 Endosulfan II					CAS #: 33213-65-9		
11.616	11.616	0.000	413452	0.00193	0.009669		
24 4,4'-DDT					CAS #: 50-29-3		
12.017	12.019	-0.002	698056	0.00180	0.008997		
25 Endrin aldehyde					CAS #: 7421-93-4		
12.152	12.152	0.000	324896	0.00200	0.01001		
26 Endosulfan sulfate					CAS #: 1031-07-8		
12.562	12.563	-0.001	389085	0.00200	0.009991		
27 Methoxychlor					CAS #: 72-43-5		
13.050	13.050	0.000	502189	0.00594	0.02968		
29 Endrin ketone					CAS #: 53494-70-5		
13.307	13.309	-0.002	493479	0.00230	0.01152		
$ 30 Decachlorobiphenyl					CAS #: 2051-24-3		
15.067	15.067	0.000	353158	0.00250	0.01249		

Data File: \\cansvr11\dd\chem\GCS\a2hp9.i\90405-1.b\90405-1.b\026F2601.D

Date : 06-APR-2009 06:52

Client ID:

Instrument: a2hp9.i

Sample Info: 5 ML AB 1 MDL

Volume Injected (uL): 1.0

Operator: 093905

Column phase: clp pesticides II

Column diameter: 0.53

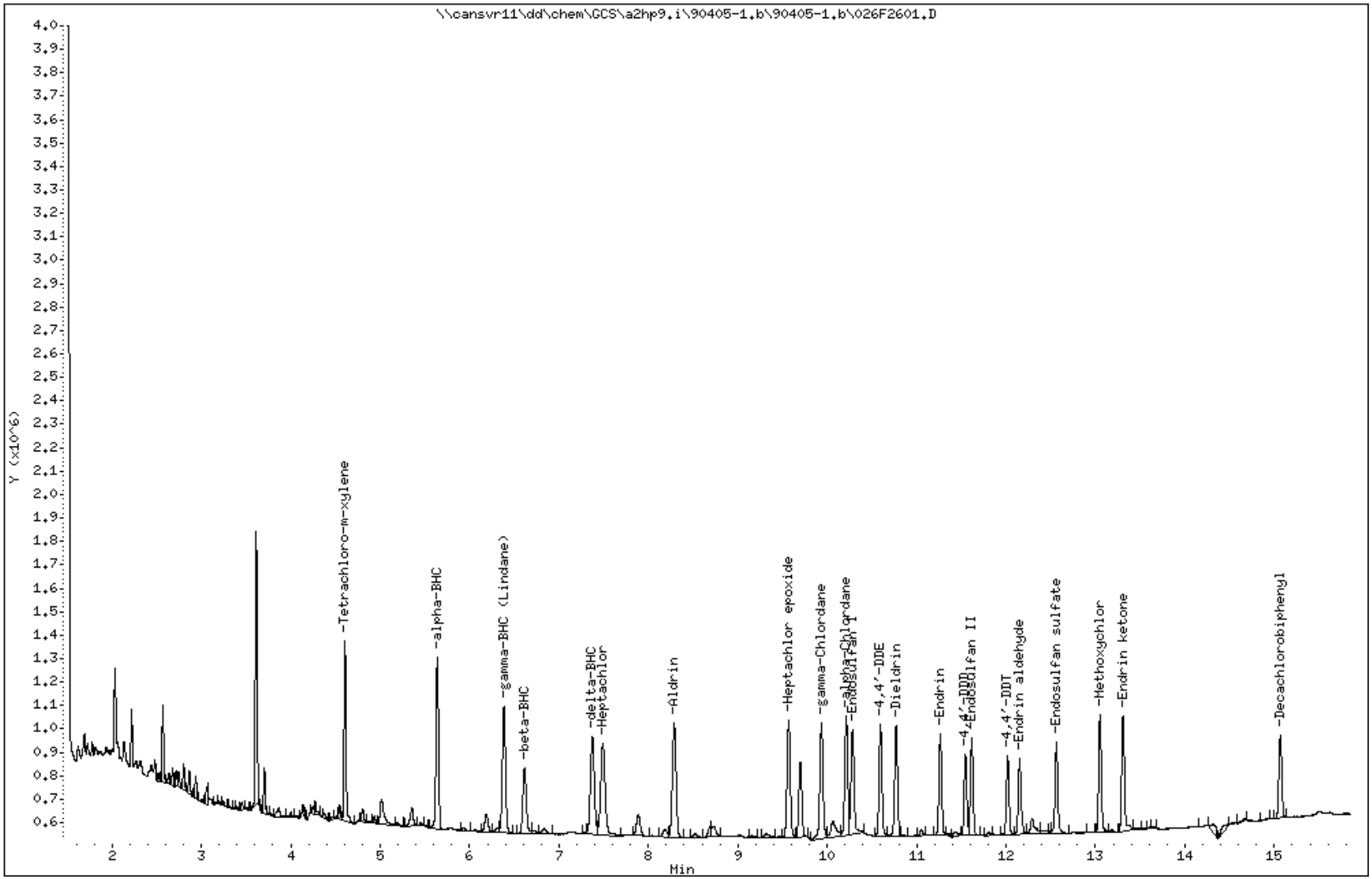

COMPOUNDS and EXP. RT REPORT

Operator: 093905 Date Acquired: 06-APR-2009 06:52
Data File: //cansvr11/dd/chem/GCS/a2hp9.i/90405-1.b/90405-1.b/026F2601.D
Lab Sample ID: 5 ML AB 1 MDL
Misc. Info: 5 ml fv - AB MDL VERIFICATION tv = 0.01 ug/l
Instrument: a2hp9.i
Method: \\cansvr11\dd\chem\GCS\a2hp9.i\90405-1.b\PEST9.m\PEST9r.m
Dilution Factor: 1

Compound	RT	Area	Amount	Conc
1) Tetrachloro-m-xylene	4.606	1162322	0.002	0.009 ug/L
4) alpha-BHC	5.639	1457481	0.002	0.009 ug/L
5) gamma-BHC (Lindane)	6.384	1322058	0.002	0.009 ug/L
6) beta-BHC	6.615	765882	0.002	0.012 ug/L
7) delta-BHC	7.372	1279465	0.002	0.009 ug/L
8) Heptachlor	7.490	1365556	0.002	0.009 ug/L
10) Aldrin	8.289	1408905	0.002	0.010 ug/L
12) Heptachlor epoxide	9.569	1262067	0.002	0.010 ug/L
13) gamma-Chlordane	9.935	1263219	0.002	0.010 ug/L
14) alpha-Chlordane	10.213	1182725	0.002	0.010 ug/L
15) Endosulfan I	10.283	1082264	0.002	0.010 ug/L
16) 4,4'-DDE	10.595	1078774	0.002	0.009 ug/L
17) Dieldrin	10.770	1065766	0.002	0.009 ug/L
18) Endrin	11.265	923333	0.002	0.010 ug/L
21) 4,4'-DDD	11.545	713875	0.002	0.009 ug/L
22) Endosulfan II	11.616	865132	0.002	0.010 ug/L
24) 4,4'-DDT	12.018	698056	0.002	0.009 ug/L
25) Endrin aldehyde	12.152	732073	0.002	0.010 ug/L
26) Endosulfan sulfate	12.563	852754	0.002	0.010 ug/L
27) Methoxychlor	13.050	1043605	0.006	0.030 ug/L
29) Endrin ketone	13.308	1122960	0.002	0.012 ug/L
30) Decachlorobiphenyl	15.067	805371	0.002	0.012 ug/L

TestAmerica North Canton

PESTICIDES 8081/608

Data file : \\cansvr11\dd\chem\GCS\a2hp9.i\90405-1.b\90405-1.b\027F2701.D
Lab Smp Id: 5 ML AB 3 MDL
Inj Date : 06-APR-2009 07:14
Operator : 093905 Inst ID: a2hp9.i
Smp Info : 5 ML AB 3 MDL
Misc Info : 5 ml fv - AB MDL VERIFICATION tv = 0.03 ug/l
Comment :
Method : \\cansvr11\dd\chem\GCS\a2hp9.i\90405-1.b\PEST9.m\PEST9r.m
Meth Date : 06-Apr-2009 15:28 vandorenc Quant Type: ESTD
Cal Date : 06-APR-2009 02:23 Cal File: 014F1401.D
Als bottle: 27
Dil Factor: 1.00000
Integrator: Falcon Compound Sublist: 1-AB.sub
Target Version: 4.14 Sample Matrix: WATER
Processing Host: CANPGCSV23

Concentration Formula: Amt * DF * Vt/Vo/Vi * CpndVariable

Name	Value	Description
DF	1.000	Dilution Factor
Vt	5000.000	Volume of final extract (uL)
Vo	1000.000	Volume of sample extracted (mL)
Vi	1.000	Volume injected
Cpnd Variable		Local Compound Variable

RT	EXP RT	DLT RT	RESPONSE	CONCENTRATIONS ON-COL (ng)	FINAL (ug/L)	TARGET RANGE	RATIO
$ 1 Tetrachloro-m-xylene						CAS #: 877-09-8	
4.606	4.606	0.000	3102878	0.00503	0.02517		
4 alpha-BHC						CAS #: 319-84-6	
5.639	5.638	0.001	3740386	0.00450	0.02250		
5 gamma-BHC (Lindane)						CAS #: 58-89-9	
6.386	6.384	0.002	3390633	0.00466	0.02331		
6 beta-BHC						CAS #: 319-85-7	
6.614	6.613	0.001	633628	0.00561	0.02804		
7 delta-BHC						CAS #: 319-86-8	
7.375	7.372	0.003	1086437	0.00446	0.02230		
8 Heptachlor						CAS #: 76-44-8	
7.490	7.489	0.001	1015294	0.00483	0.02413		

```
   10 Aldrin                                      CAS #: 309-00-2
8.289    8.288    0.001         3542851 0.00479  0.02395
--------------------------------------------------------------------------------
```

RT	EXP RT	DLT RT	RESPONSE	CONCENTRATIONS ON-COL (ng)	CONCENTRATIONS FINAL (ug/L)	TARGET RANGE	RATIO
12 Heptachlor epoxide					CAS #: 1024-57-3		
9.570	9.569	0.001	2974752	0.00492	0.02461		
13 gamma-Chlordane					CAS #: 5103-74-2		
9.936	9.935	0.001	2850089	0.00465	0.02324		
14 alpha-Chlordane					CAS #: 5103-71-9		
10.213	10.214	-0.001	2840420	0.00478	0.02389		
15 Endosulfan I					CAS #: 959-98-8		
10.284	10.284	0.000	1118562	0.00497	0.02483		
16 4,4'-DDE					CAS #: 72-55-9		
10.596	10.597	-0.001	2717931	0.00473	0.02365		
17 Dieldrin					CAS #: 60-57-1		
10.771	10.770	0.001	1187604	0.00457	0.02286		
18 Endrin					CAS #: 72-20-8		
11.266	11.265	0.001	1107325	0.00490	0.02450		
21 4,4'-DDD					CAS #: 72-54-8		
11.546	11.546	0.000	1790718	0.00471	0.02354		
22 Endosulfan II					CAS #: 33213-65-9		
11.616	11.616	0.000	1050396	0.00491	0.02456		
24 4,4'-DDT					CAS #: 50-29-3		
12.020	12.019	0.001	1853695	0.00478	0.02389		
25 Endrin aldehyde					CAS #: 7421-93-4		
12.151	12.152	-0.001	826506	0.00509	0.02546		
26 Endosulfan sulfate					CAS #: 1031-07-8		
12.564	12.563	0.001	972012	0.00499	0.02496		
27 Methoxychlor					CAS #: 72-43-5		
13.051	13.050	0.001	551756	0.00652	0.03261		
29 Endrin ketone					CAS #: 53494-70-5		
13.310	13.309	0.001	1063984	0.00497	0.02484		
$ 30 Decachlorobiphenyl					CAS #: 2051-24-3		
15.068	15.067	0.001	840782	0.00595	0.02974		

Data File: \\cansvr11\dd\chem\GCS\a2hp9.i\90405-1.b\90405-1.b\027F2701.D

Date : 06-APR-2009 07:14

Client ID:

Instrument: a2hp9.i

Sample Info: 5 ML AB 3 MDL

Volume Injected (uL): 1.0

Operator: 093905

Column phase: clp pesticides II

Column diameter: 0.53

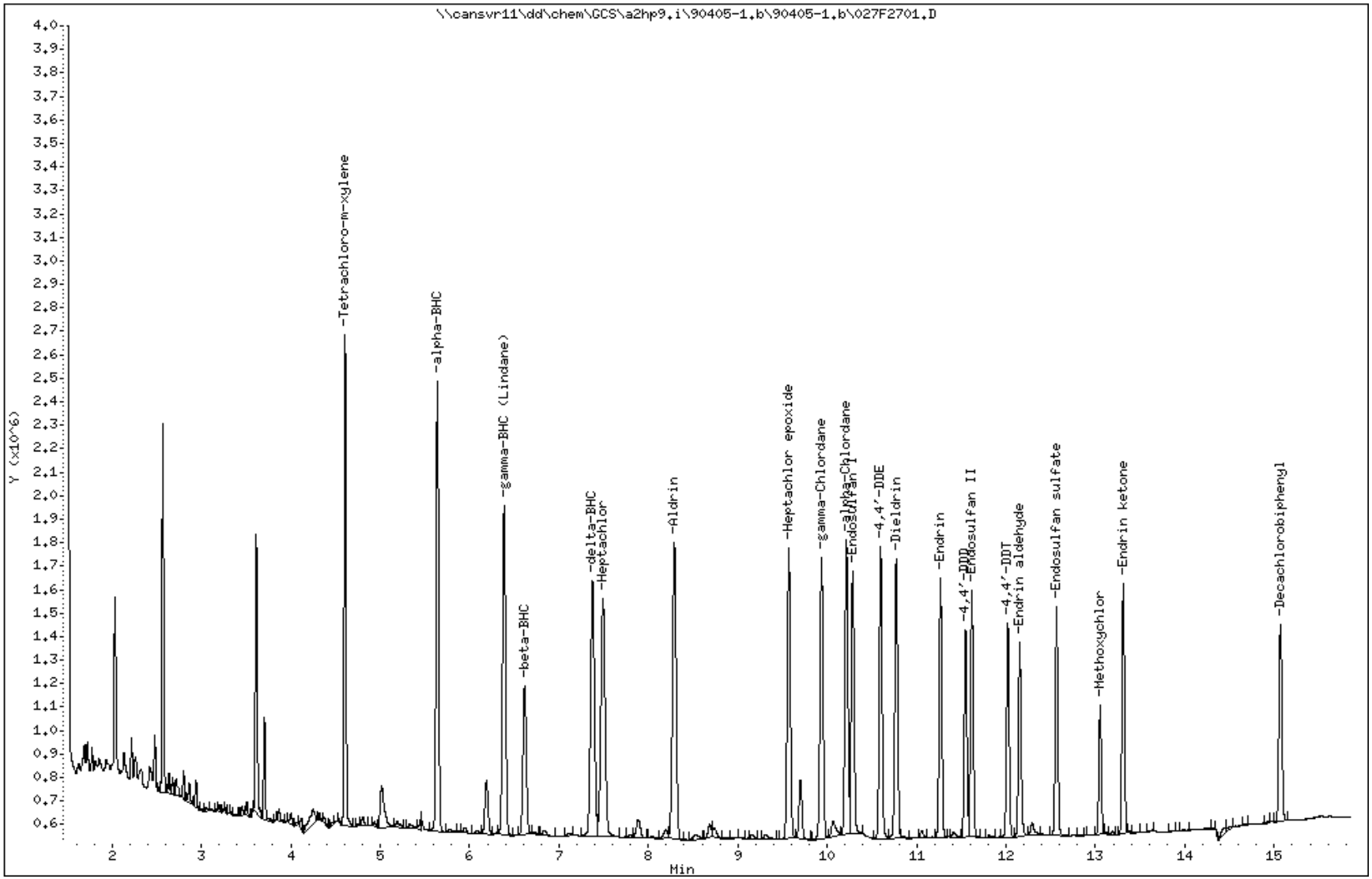

COMPOUNDS and EXP. RT REPORT

Operator: 093905 Date Acquired: 06-APR-2009 07:14
Data File: //cansvr11/dd/chem/GCS/a2hp9.i/90405-1.b/90405-1.b/027F2701.D
Lab Sample ID: 5 ML AB 3 MDL
Misc. Info: 5 ml fv - AB MDL VERIFICATION tv = 0.03 ug/l
Instrument: a2hp9.i
Method: \\cansvr11\dd\chem\GCS\a2hp9.i\90405-1.b\PEST9.m\PEST9r.m
Dilution Factor: 1

	Compound	RT	Area	Amount	Conc
1)	Tetrachloro-m-xylene	4.607	3102878	0.005	0.025 ug/L
4)	alpha-BHC	5.639	3740386	0.005	0.023 ug/L
5)	gamma-BHC (Lindane)	6.386	3390633	0.005	0.023 ug/L
6)	beta-BHC	6.614	1664901	0.006	0.028 ug/L
7)	delta-BHC	7.375	3302093	0.004	0.022 ug/L
8)	Heptachlor	7.490	3359473	0.005	0.024 ug/L
10)	Aldrin	8.289	3542851	0.005	0.024 ug/L
12)	Heptachlor epoxide	9.570	2974752	0.005	0.025 ug/L
13)	gamma-Chlordane	9.936	2850089	0.005	0.023 ug/L
14)	alpha-Chlordane	10.214	2840420	0.005	0.024 ug/L
15)	Endosulfan I	10.284	2554344	0.005	0.025 ug/L
16)	4,4'-DDE	10.597	2717931	0.005	0.024 ug/L
17)	Dieldrin	10.772	2629709	0.005	0.023 ug/L
18)	Endrin	11.266	2337712	0.005	0.025 ug/L
21)	4,4'-DDD	11.547	1790718	0.005	0.024 ug/L
22)	Endosulfan II	11.617	2218751	0.005	0.025 ug/L
24)	4,4'-DDT	12.020	1853695	0.005	0.024 ug/L
25)	Endrin aldehyde	12.152	1741470	0.005	0.025 ug/L
26)	Endosulfan sulfate	12.564	1953830	0.005	0.025 ug/L
27)	Methoxychlor	13.051	1055095	0.007	0.033 ug/L
29)	Endrin ketone	13.310	2057590	0.005	0.025 ug/L
30)	Decachlorobiphenyl	15.069	1960042	0.006	0.030 ug/L

TestAmerica North Canton

PESTICIDES 8081/608

Data file : \\cansvr11\dd\chem\GCS\a2hp9.i\90405-1.b\90405-1.b\029F2901.D
Lab Smp Id: 5 ML TC MDL
Inj Date : 06-APR-2009 07:59
Operator : 093905 Inst ID: a2hp9.i
Smp Info : 5 ML TC MDL
Misc Info : 5 ml fv - TECHLOR MDL VERIFICATION tv = 0.04 ug/l
Comment :
Method : \\cansvr11\dd\chem\GCS\a2hp9.i\90405-1.b\PEST9.m\PEST9r.m
Meth Date : 06-Apr-2009 15:28 vandorenc Quant Type: ESTD
Cal Date : 06-APR-2009 02:23 Cal File: 014F1401.D
Als bottle: 29
Dil Factor: 1.00000
Integrator: Falcon Compound Sublist: 15-TECHLOR.sub
Target Version: 4.14 Sample Matrix: WATER
Processing Host: CANPGCSV23

Concentration Formula: Amt * DF * Vt/Vo/Vi * CpndVariable

Name	Value	Description
DF	1.000	Dilution Factor
Vt	5000.000	Volume of final extract (uL)
Vo	1000.000	Volume of sample extracted (mL)
Vi	1.000	Volume injected
Cpnd Variable		Local Compound Variable

RT	EXP RT	DLT RT	RESPONSE	CONCENTRATIONS ON-COL (ng)	CONCENTRATIONS FINAL (ug/L)	TARGET RANGE	RATIO
9 Tech Chlordane					CAS #: 57-74-9		
7.090	7.090	0.000	69655	0.00802	0.04011	0.00- 20.00	100.00
8.713	8.711	0.002	114869	0.01114	0.05569	0.00- 20.00	164.91
9.935	9.933	0.002	219387	0.00785	0.03927	0.00- 20.00	314.96
10.214	10.211	0.003	199000	0.00843	0.04215	0.00- 20.00	285.69
			Average of Peak Concentrations =		0.04430		

Data File: \\cansvr11\dd\chem\GCS\a2hp9.i\90405-1.b\90405-1.b\029F2901.D

Date : 06-APR-2009 07:59

Client ID:

Instrument: a2hp9.i

Sample Info: 5 ML TC MDL

Volume Injected (uL): 1.0

Operator: 093905

Column phase: clp pesticides II

Column diameter: 0.53

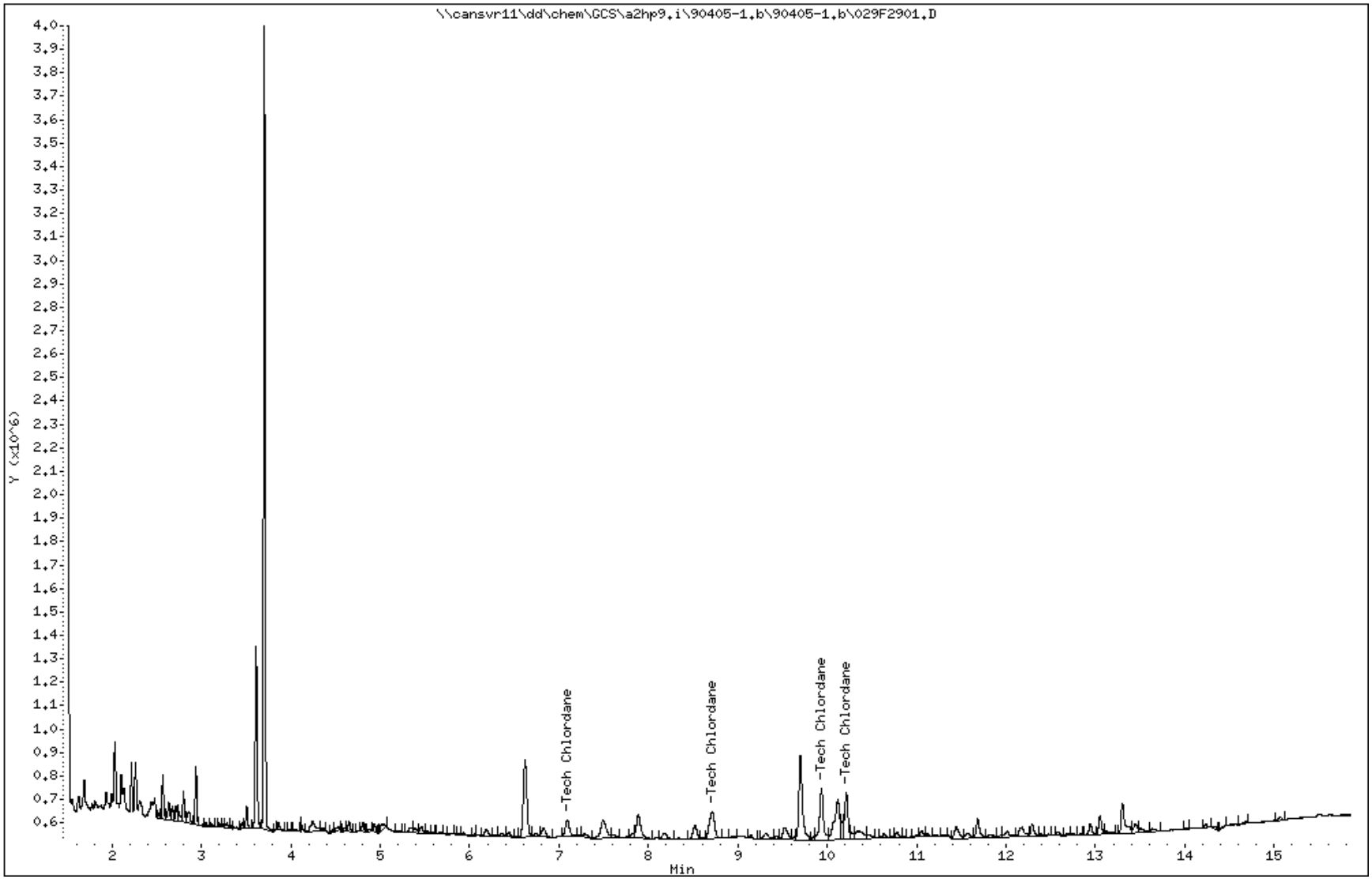

COMPOUNDS and EXP. RT REPORT

Operator: 093905 Date Acquired: 06-APR-2009 07:59
Data File: //cansvr11/dd/chem/GCS/a2hp9.i/90405-1.b/90405-1.b/029F2901.D
Lab Sample ID: 5 ML TC MDL
Misc. Info: 5 ml fv - TECHLOR MDL VERIFICATION tv = 0.04 ug/l
Instrument: a2hp9.i
Method: \\cansvr11\dd\chem\GCS\a2hp9.i\90405-1.b\PEST9.m\PEST9r.m
Dilution Factor: 1

Compound	RT	Area	Amount	Conc
9) Tech Chlordane	7.091	238308	0.008	0.040 ug/L

TestAmerica North Canton

PESTICIDES 8081/608

Data file : \\cansvr11\dd\chem\GCS\a2hp9.i\90405-1.b\90405-1.b\030F3001.D
Lab Smp Id: 5 ML MDL BLK
Inj Date : 06-APR-2009 08:21
Operator : 093905 Inst ID: a2hp9.i
Smp Info : 5 ML MDL BLK
Misc Info : 5 ml fv - MDL VERIFICATION BLANK
Comment :
Method : \\cansvr11\dd\chem\GCS\a2hp9.i\90405-1.b\PEST9.m\PEST9r.m
Meth Date : 06-Apr-2009 15:28 vandorenc Quant Type: ESTD
Cal Date : 06-APR-2009 02:23 Cal File: 014F1401.D
Als bottle: 30
Dil Factor: 1.00000
Integrator: Falcon Compound Sublist: 19-pestap9.sub
Target Version: 4.14 Sample Matrix: WATER
Processing Host: CANPGCSV23

Concentration Formula: Amt * DF * Vt/Vo/Vi * CpndVariable

Name	Value	Description
DF	1.000	Dilution Factor
Vt	5000.000	Volume of final extract (uL)
Vo	1000.000	Volume of sample extracted (mL)
Vi	1.000	Volume injected
Cpnd Variable		Local Compound Variable

RT	EXP RT	DLT RT	RESPONSE	CONCENTRATIONS ON-COL (ng)	FINAL (ug/L)	TARGET RANGE	RATIO
$ 1 Tetrachloro-m-xylene						CAS #: 877-09-8	
4.597	4.606	-0.009	28013	5e-005	0.0002272		
2 Diallate						CAS #: 2303-16-4	
4.754	4.767	-0.013	9656			0.00- 20.00	100.00
4.874	4.877	-0.003	16472			0.00- 20.00	170.57
3 Hexachlorobenzene						CAS #: 118-74-1	

Peaks not detected for Quant. or Qual. signal(s).

4 alpha-BHC CAS #: 319-84-6

Peaks not detected for Quant. or Qual. signal(s).

5 gamma-BHC (Lindane) CAS #: 58-89-9

6.394   6.384   0.010   65659 9.e-005 0.0004513
---
    6 beta-BHC   CAS #: 319-85-7
6.619   6.613   0.006   52635 5e-004 0.002330

RT	EXP RT	DLT RT	RESPONSE	CONCENTRATIONS ON-COL (ng)	FINAL (ug/L)	TARGET RANGE	RATIO
9 Tech Chlordane					CAS #: 57-74-9		
7.119	7.090	0.029	4875	6e-004	0.002807	0.00- 20.00	100.00
8.731	8.711	0.020	44167	0.00428	0.02141	0.00- 20.00	905.99
0.000	9.933	-9.933	0	0.0000	0.0000	0.00- 20.00	0.00
0.000	10.211	-10.211	0	0.0000	0.0000	0.00- 20.00	0.00
Average of Peak Concentrations =					0.01211		

---

7 delta-BHC CAS #: 319-86-8

Peaks not detected for Quant. or Qual. signal(s).

---

8 Heptachlor CAS #: 76-44-8

Peaks not detected for Quant. or Qual. signal(s).

---

10 Aldrin CAS #: 309-00-2

Peaks not detected for Quant. or Qual. signal(s).

---

11 Isodrin CAS #: 465-73-6

Peaks not detected for Quant. or Qual. signal(s).

---

12 Heptachlor epoxide CAS #: 1024-57-3

9.553	9.569	-0.016	225636	4e-004	0.001867

---

13 gamma-Chlordane CAS #: 5103-74-2

9.965	9.935	0.030	143247	2e-004	0.001168

---

14 alpha-Chlordane CAS #: 5103-71-9

Peaks not detected for Quant. or Qual. signal(s).

---

15 Endosulfan I CAS #: 959-98-8

10.270	10.284	-0.014	9529	4e-005	0.0002115

---

16 4,4'-DDE CAS #: 72-55-9

Peaks not detected for Quant. or Qual. signal(s).

---

17 Dieldrin CAS #: 60-57-1

Peaks not detected for Quant. or Qual. signal(s).

---

19 Chlorobenzilate CAS #: 510-15-6

Peaks not detected for Quant. or Qual. signal(s).

RT	EXP RT	DLT RT	RESPONSE	CONCENTRATIONS ON-COL (ng)	FINAL (ug/L)	TARGET RANGE	RATIO

20 Kepone CAS #: 143-50-0

Peaks not detected for Quant. or Qual. signal(s).

---

18 Endrin CAS #: 72-20-8

Peaks not detected for Quant. or Qual. signal(s).

---

21 4,4'-DDD CAS #: 72-54-8

11.555	11.546	0.009	212467	6e-004	0.002793		

---

22 Endosulfan II CAS #: 33213-65-9

Peaks not detected for Quant. or Qual. signal(s).

---

23 Toxaphene CAS #: 8001-35-2

11.725	11.755	-0.030	18798	0.00204	0.01022	80.00- 120.00	100.00
0.000	11.870	-11.870	0	0.0000	0.0000	114.04- 154.04	0.00
12.179	12.160	0.019	36080	0.00378	0.01891	115.64- 155.64	191.94
0.000	12.899	-12.899	0	0.0000	0.0000	52.78- 92.78	0.00
0.000	13.265	-13.265	0	0.0000	0.0000	69.36- 109.36	0.00

Average of Peak Concentrations = 0.01456

---

24 4,4'-DDT CAS #: 50-29-3

12.028	12.019	0.009	57430	1e-004	0.0007402		

---

25 Endrin aldehyde CAS #: 7421-93-4

12.179	12.152	0.027	36080	2e-004	0.001112		

---

26 Endosulfan sulfate CAS #: 1031-07-8

Peaks not detected for Quant. or Qual. signal(s).

---

28 Mirex CAS #: 2385-85-5

Peaks not detected for Quant. or Qual. signal(s).

---

27 Methoxychlor CAS #: 72-43-5

13.049	13.050	-0.001	119185	0.00141	0.007044		

---

29 Endrin ketone CAS #: 53494-70-5

13.299	13.309	-0.010	230773	0.00108	0.005388		

$ 30 Decachlorobiphenyl CAS #: 2051-24-3

Peaks not detected for Quant. or Qual. signal(s).

Data File: \\cansvr11\dd\chem\GCS\a2hp9.i\90405-1.b\90405-1.b\030F3001.D

Date : 06-APR-2009 08:21

Client ID:

Instrument: a2hp9.i

Sample Info: 5 ML MDL BLK

Volume Injected (uL): 1.0

Operator: 093905

Column phase: clp pesticides II

Column diameter: 0.53

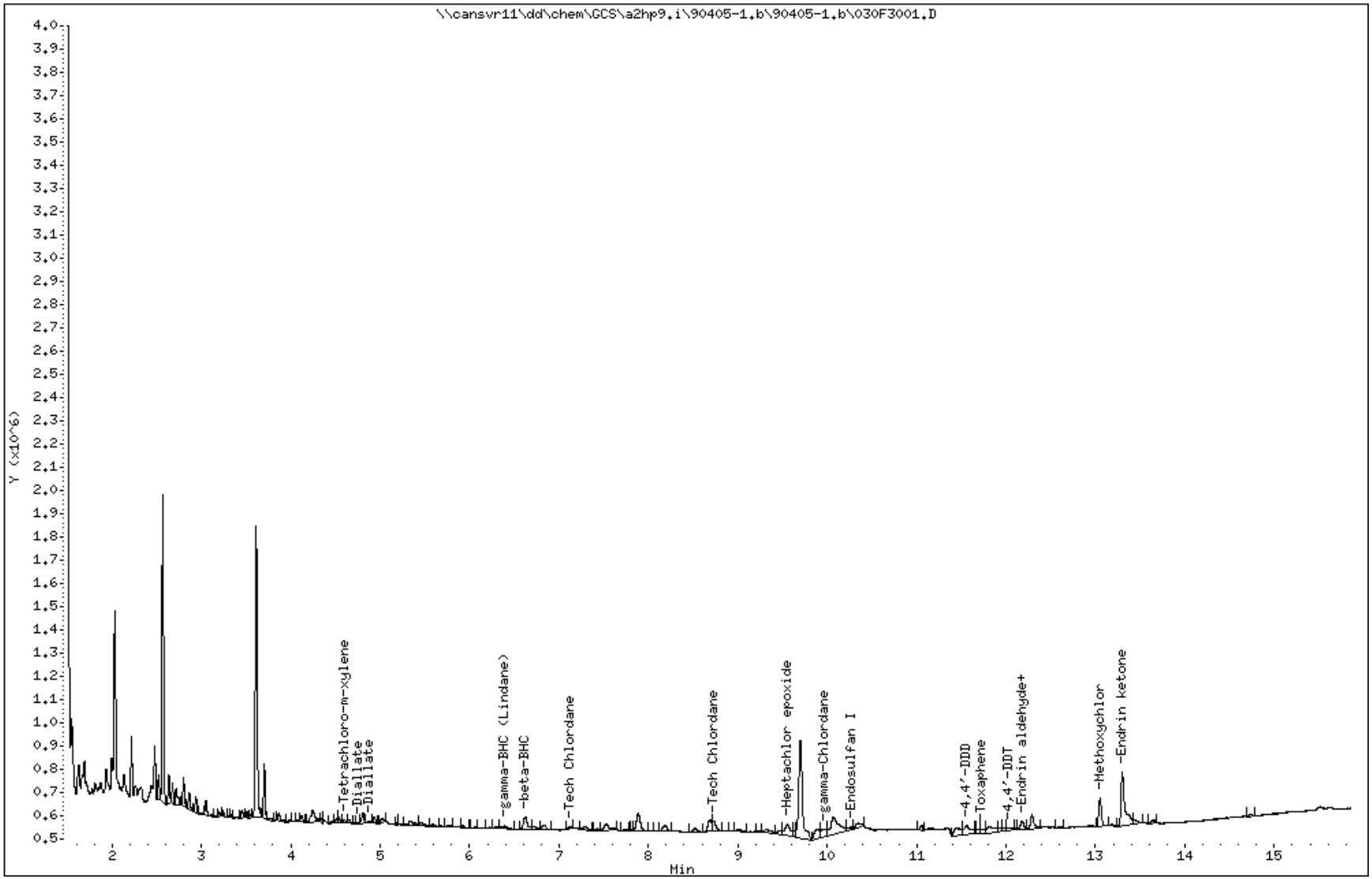

COMPOUNDS and EXP. RT REPORT

Operator: 093905 Date Acquired: 06-APR-2009 08:21
Data File: //cansvr11/dd/chem/GCS/a2hp9.i/90405-1.b/90405-1.b/030F3001.D
Lab Sample ID: 5 ML MDL BLK
Misc. Info: 5 ml fv - MDL VERIFICATION BLANK
Instrument: a2hp9.i
Method: \\cansvr11\dd\chem\GCS\a2hp9.i\90405-1.b\PEST9.m\PEST9r.m
Dilution Factor: 1

Compound	RT	Area	Amount	Conc
1) Tetrachloro-m-xylene	4.597	28013	0.000	0.000 ug/L
2) Diallate	4.755	9656	0.000	0.000 ug/L
3) Hexachlorobenzene	NOT DETECTED	Expected RT = 5.125		
4) alpha-BHC	NOT DETECTED	Expected RT = 5.638		
5) gamma-BHC (Lindane)	6.394	65659	0.000	0.000 ug/L
6) beta-BHC	6.620	172757	0.000	0.002 ug/L
9) Tech Chlordane	7.119	10426	0.001	0.003 ug/L
7) delta-BHC	NOT DETECTED	Expected RT = 7.372		
8) Heptachlor	NOT DETECTED	Expected RT = 7.489		
10) Aldrin	NOT DETECTED	Expected RT = 8.288		
11) Isodrin	NOT DETECTED	Expected RT = 8.795		
12) Heptachlor epoxide	9.553	225636	0.000	0.002 ug/L
13) gamma-Chlordane	9.966	143247	0.000	0.001 ug/L
14) alpha-Chlordane	NOT DETECTED	Expected RT = 10.214		
15) Endosulfan I	10.271	45106	0.000	0.000 ug/L
16) 4,4'-DDE	NOT DETECTED	Expected RT = 10.597		
19) Chlorobenzilate	NOT DETECTED	Expected RT = 10.690		
17) Dieldrin	NOT DETECTED	Expected RT = 10.771		
20) Kepone	NOT DETECTED	Expected RT = 11.115		
18) Endrin	NOT DETECTED	Expected RT = 11.266		
21) 4,4'-DDD	11.556	212467	0.001	0.003 ug/L
22) Endosulfan II	NOT DETECTED	Expected RT = 11.617		
23) Toxaphene	11.726	49814	0.002	0.010 ug/L
24) 4,4'-DDT	12.028	57430	0.000	0.001 ug/L
25) Endrin aldehyde	12.180	97158	0.000	0.001 ug/L
26) Endosulfan sulfate	NOT DETECTED	Expected RT = 12.563		
28) Mirex	NOT DETECTED	Expected RT = 12.924		
27) Methoxychlor	13.050	257810	0.001	0.007 ug/L
29) Endrin ketone	13.300	668579	0.001	0.005 ug/L
30) Decachlorobiphenyl	NOT DETECTED	Expected RT = 15.067		

TestAmerica North Canton

PESTICIDES 8081/608

Data file : \\cansvr11\dd\chem\GCS\a2hp9.i\90405-1.b\90405-1.b\031F3101.D
Lab Smp Id: SOLID 1 AB MDL
Inj Date : 06-APR-2009 08:44
Operator : 093905 Inst ID: a2hp9.i
Smp Info : SOLID 1 AB MDL
Misc Info : SOLID AB MDL VERIFICATION tv = 3.33 ug/kg
Comment :
Method : \\cansvr11\dd\chem\GCS\a2hp9.i\90405-1.b\PEST9.m\PEST9r.m
Meth Date : 06-Apr-2009 15:28 vandorenc Quant Type: ESTD
Cal Date : 06-APR-2009 02:23 Cal File: 014F1401.D
Als bottle: 31
Dil Factor: 1.00000
Integrator: Falcon Compound Sublist: 1-AB.sub
Target Version: 4.14 Sample Matrix: SOIL
Processing Host: CANPGCSV23

Concentration Formula: Amt * DF * Vt*Vi/Ws * CpndVariable

Name	Value	Description
DF	1.000	Dilution Factor
Vt	10000.000	Volume of final extract
Vi	1.000	volume injected
Ws	30.000	initial volume of sample
Cpnd Variable		Local Compound Variable

				CONCENTRATIONS ON-COL	FINAL		
RT	EXP RT	DLT RT	RESPONSE	(ng)	(ug/Kg)	TARGET RANGE	RATIO
$ 1 Tetrachloro-m-xylene						CAS #: 877-09-8	
4.597	4.606	-0.009	11121282	0.01804	0.1804		
4 alpha-BHC						CAS #: 319-84-6	
5.638	5.638	0.000	6195273	0.00745	2.484		
5 gamma-BHC (Lindane)						CAS #: 58-89-9	
6.384	6.384	0.000	4839572	0.00665	2.218		
6 beta-BHC						CAS #: 319-85-7	
6.613	6.613	0.000	932289	0.00825	2.751		
7 delta-BHC						CAS #: 319-86-8	
7.373	7.372	0.001	1803722	0.00740	2.468		
8 Heptachlor						CAS #: 76-44-8	
7.493	7.489	0.004	1369544	0.00651	2.170		

```
   10 Aldrin                                      CAS #: 309-00-2
8.288    8.288    0.000         5846682 0.00790    2.635
--------------------------------------------------------------------------------
```

RT	EXP RT	DLT RT	RESPONSE	CONCENTRATIONS ON-COL (ng)	FINAL (ug/Kg)	TARGET RANGE	RATIO
12 Heptachlor epoxide					CAS #: 1024-57-3		
9.570	9.569	0.001	4803185	0.00795	2.649		
13 gamma-Chlordane					CAS #: 5103-74-2		
9.936	9.935	0.001	4448043	0.00725	2.418		
14 alpha-Chlordane					CAS #: 5103-71-9		
10.213	10.214	-0.001	4944669	0.00832	2.772		
15 Endosulfan I					CAS #: 959-98-8		
10.284	10.284	0.000	1835002	0.00815	2.716		
16 4,4'-DDE					CAS #: 72-55-9		
10.596	10.597	-0.001	4157358	0.00723	2.412		
17 Dieldrin					CAS #: 60-57-1		
10.771	10.770	0.001	1954890	0.00752	2.508		
18 Endrin					CAS #: 72-20-8		
11.266	11.265	0.001	1766794	0.00782	2.606		
21 4,4'-DDD					CAS #: 72-54-8		
11.545	11.546	-0.001	3041567	0.00800	2.666		
22 Endosulfan II					CAS #: 33213-65-9		
11.616	11.616	0.000	1661312	0.00777	2.590		
24 4,4'-DDT					CAS #: 50-29-3		
12.018	12.019	-0.001	2729774	0.00704	2.346		
25 Endrin aldehyde					CAS #: 7421-93-4		
12.152	12.152	0.000	1377951	0.00849	2.830		
26 Endosulfan sulfate					CAS #: 1031-07-8		
12.563	12.563	0.000	1491092	0.00766	2.552		
27 Methoxychlor					CAS #: 72-43-5		
13.050	13.050	0.000	854022	0.01010	3.365		
29 Endrin ketone					CAS #: 53494-70-5		
13.308	13.309	-0.001	1678615	0.00784	2.612		
$ 30 Decachlorobiphenyl					CAS #: 2051-24-3		
15.067	15.067	0.000	1346269	0.00952	0.09525		

Data File: \\cansvr11\dd\chem\GCS\a2hp9.i\90405-1.b\90405-1.b\031F3101.D

Date : 06-APR-2009 08:44

Client ID:

Instrument: a2hp9.i

Sample Info: SOLID 1 AB MDL

Volume Injected (uL): 1.0

Operator: 093905

Column phase: clp pesticides II

Column diameter: 0.53

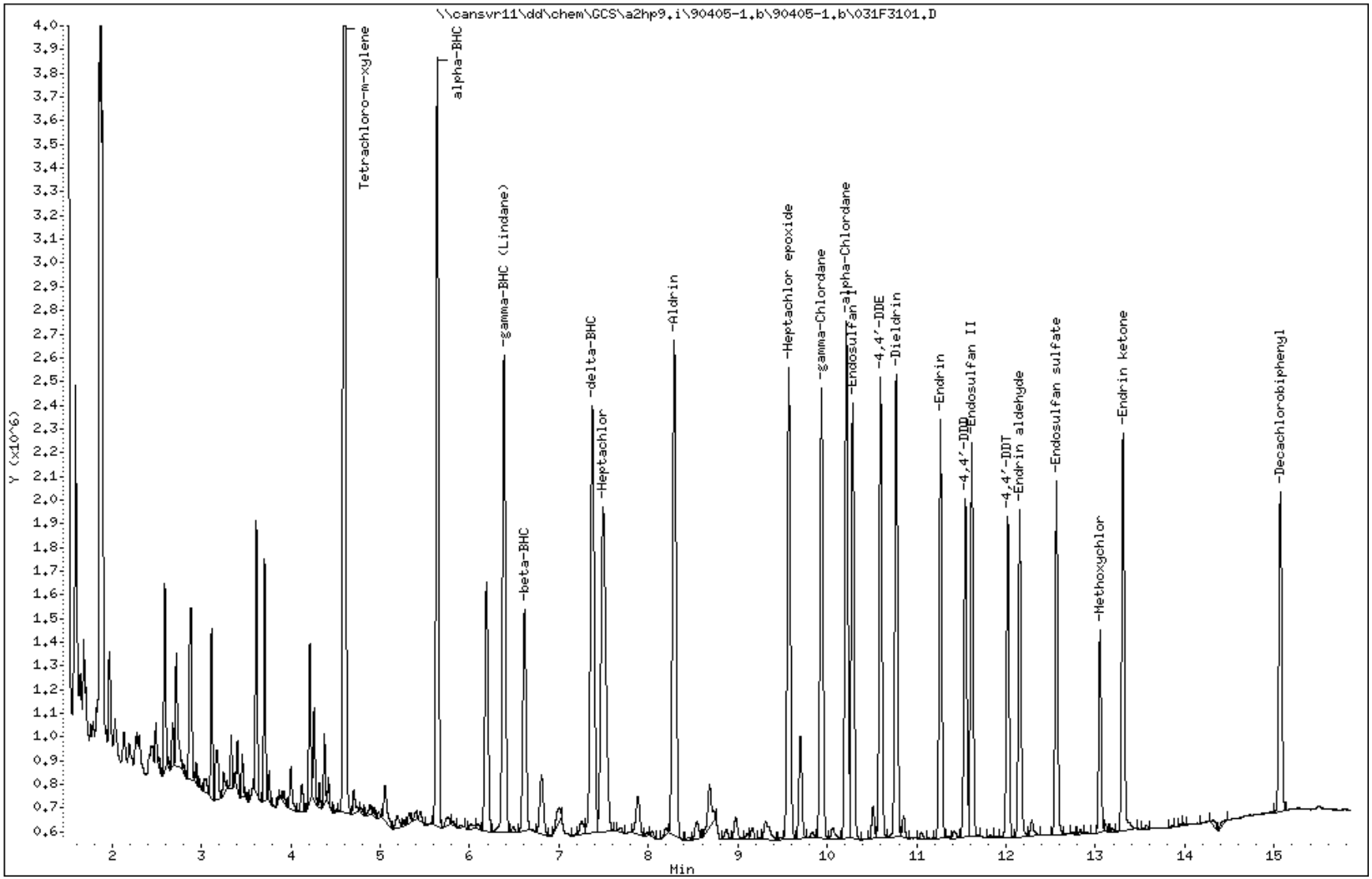

COMPOUNDS and EXP. RT REPORT

Operator: 093905 Date Acquired: 06-APR-2009 08:44
Data File: //cansvr11/dd/chem/GCS/a2hp9.i/90405-1.b/90405-1.b/031F3101.D
Lab Sample ID: SOLID 1 AB MDL
Misc. Info: SOLID AB MDL VERIFICATION tv = 3.33 ug/kg
Instrument: a2hp9.i
Method: \\cansvr11\dd\chem\GCS\a2hp9.i\90405-1.b\PEST9.m\PEST9r.m
Dilution Factor: 1

	Compound	RT	Area	Amount	Conc
1)	Tetrachloro-m-xylene	4.597	11121282	0.018	0.180 ug/Kg
4)	alpha-BHC	5.639	6195273	0.007	2.485 ug/Kg
5)	gamma-BHC (Lindane)	6.385	4839572	0.007	2.218 ug/Kg
6)	beta-BHC	6.614	2392452	0.008	2.751 ug/Kg
7)	delta-BHC	7.373	5438044	0.007	2.468 ug/Kg
8)	Heptachlor	7.494	5273956	0.007	2.170 ug/Kg
10)	Aldrin	8.289	5846682	0.008	2.635 ug/Kg
12)	Heptachlor epoxide	9.571	4803185	0.008	2.649 ug/Kg
13)	gamma-Chlordane	9.936	4448043	0.007	2.418 ug/Kg
14)	alpha-Chlordane	10.214	4944669	0.008	2.772 ug/Kg
15)	Endosulfan I	10.285	4219501	0.008	2.716 ug/Kg
16)	4,4'-DDE	10.596	4157358	0.007	2.412 ug/Kg
17)	Dieldrin	10.771	4225962	0.008	2.508 ug/Kg
18)	Endrin	11.266	3670909	0.008	2.607 ug/Kg
21)	4,4'-DDD	11.546	3041567	0.008	2.666 ug/Kg
22)	Endosulfan II	11.616	3465307	0.008	2.590 ug/Kg
24)	4,4'-DDT	12.019	2729774	0.007	2.346 ug/Kg
25)	Endrin aldehyde	12.152	2886144	0.008	2.830 ug/Kg
26)	Endosulfan sulfate	12.564	2975226	0.008	2.552 ug/Kg
27)	Methoxychlor	13.051	1623875	0.010	3.365 ug/Kg
29)	Endrin ketone	13.308	3537083	0.008	2.613 ug/Kg
30)	Decachlorobiphenyl	15.067	3070622	0.010	0.095 ug/Kg

TestAmerica North Canton

PESTICIDES 8081/608

Data file : \\cansvr11\dd\chem\GCS\a2hp9.i\90405-1.b\90405-1.b\032F3201.D
Lab Smp Id: SOLID 2 AB MDL
Inj Date : 06-APR-2009 09:06
Operator : 093905 Inst ID: a2hp9.i
Smp Info : SOLID 2 AB MDL
Misc Info : SOLID AB MDL VERIFICATION tv = 1.33 ug/kg
Comment :
Method : \\cansvr11\dd\chem\GCS\a2hp9.i\90405-1.b\PEST9.m\PEST9r.m
Meth Date : 06-Apr-2009 15:28 vandorenc Quant Type: ESTD
Cal Date : 06-APR-2009 02:23 Cal File: 014F1401.D
Als bottle: 32
Dil Factor: 1.00000
Integrator: Falcon Compound Sublist: 1-AB.sub
Target Version: 4.14 Sample Matrix: SOIL
Processing Host: CANPGCSV23

Concentration Formula: Amt * DF * Vt*Vi/Ws * CpndVariable

Name	Value	Description
DF	1.000	Dilution Factor
Vt	10000.000	Volume of final extract
Vi	1.000	volume injected
Ws	30.000	initial volume of sample
Cpnd Variable		Local Compound Variable

RT	EXP RT	DLT RT	RESPONSE	CONCENTRATIONS ON-COL (ng)	CONCENTRATIONS FINAL (ug/Kg)	TARGET RANGE	RATIO
$ 1 Tetrachloro-m-xylene						CAS #: 877-09-8	
4.600	4.606	-0.006	3802804	0.00617	0.06169		
4 alpha-BHC						CAS #: 319-84-6	
5.638	5.638	0.000	2508514	0.00302	1.006		
5 gamma-BHC (Lindane)						CAS #: 58-89-9	
6.384	6.384	0.000	2011100	0.00276	0.9216		
6 beta-BHC						CAS #: 319-85-7	
6.613	6.613	0.000	416637	0.00369	1.229		
7 delta-BHC						CAS #: 319-86-8	
7.373	7.372	0.001	746739	0.00307	1.022		
8 Heptachlor						CAS #: 76-44-8	
7.511	7.489	0.022	1143503	0.00544	1.812		

```
   10 Aldrin                                      CAS #: 309-00-2
8.290    8.288    0.002         2397450 0.00324    1.080
--------------------------------------------------------------------------------
```

RT	EXP RT	DLT RT	RESPONSE	CONCENTRATIONS ON-COL (ng)	CONCENTRATIONS FINAL (ug/Kg)	TARGET RANGE	RATIO
12 Heptachlor epoxide					CAS #: 1024-57-3		
9.569	9.569	0.000	2057981	0.00341	1.135		
13 gamma-Chlordane					CAS #: 5103-74-2		
9.935	9.935	0.000	1924074	0.00314	1.046		
14 alpha-Chlordane					CAS #: 5103-71-9		
10.213	10.214	-0.001	2060488	0.00347	1.155		
15 Endosulfan I					CAS #: 959-98-8		
10.283	10.284	-0.001	782134	0.00347	1.157		
16 4,4'-DDE					CAS #: 72-55-9		
10.595	10.597	-0.002	1764075	0.00307	1.023		
17 Dieldrin					CAS #: 60-57-1		
10.771	10.770	0.001	796086	0.00306	1.021		
18 Endrin					CAS #: 72-20-8		
11.266	11.265	0.001	721227	0.00319	1.064		
21 4,4'-DDD					CAS #: 72-54-8		
11.544	11.546	-0.002	1228692	0.00323	1.077		
22 Endosulfan II					CAS #: 33213-65-9		
11.616	11.616	0.000	712288	0.00333	1.110		
24 4,4'-DDT					CAS #: 50-29-3		
12.017	12.019	-0.002	1287912	0.00332	1.107		
25 Endrin aldehyde					CAS #: 7421-93-4		
12.151	12.152	-0.001	585497	0.00361	1.203		
26 Endosulfan sulfate					CAS #: 1031-07-8		
12.561	12.563	-0.002	662738	0.00340	1.134		
27 Methoxychlor					CAS #: 72-43-5		
13.048	13.050	-0.002	429786	0.00508	1.693		
29 Endrin ketone					CAS #: 53494-70-5		
13.306	13.309	-0.003	850255	0.00397	1.323		
$ 30 Decachlorobiphenyl					CAS #: 2051-24-3		
15.066	15.067	-0.001	590818	0.00418	0.04180		

Data File: \\cansvr11\dd\chem\GCS\a2hp9.i\90405-1.b\90405-1.b\032F3201.D

Date : 06-APR-2009 09:06

Client ID:

Instrument: a2hp9.i

Sample Info: SOLID 2 AB MDL

Volume Injected (uL): 1.0

Operator: 093905

Column phase: clp pesticides II

Column diameter: 0.53

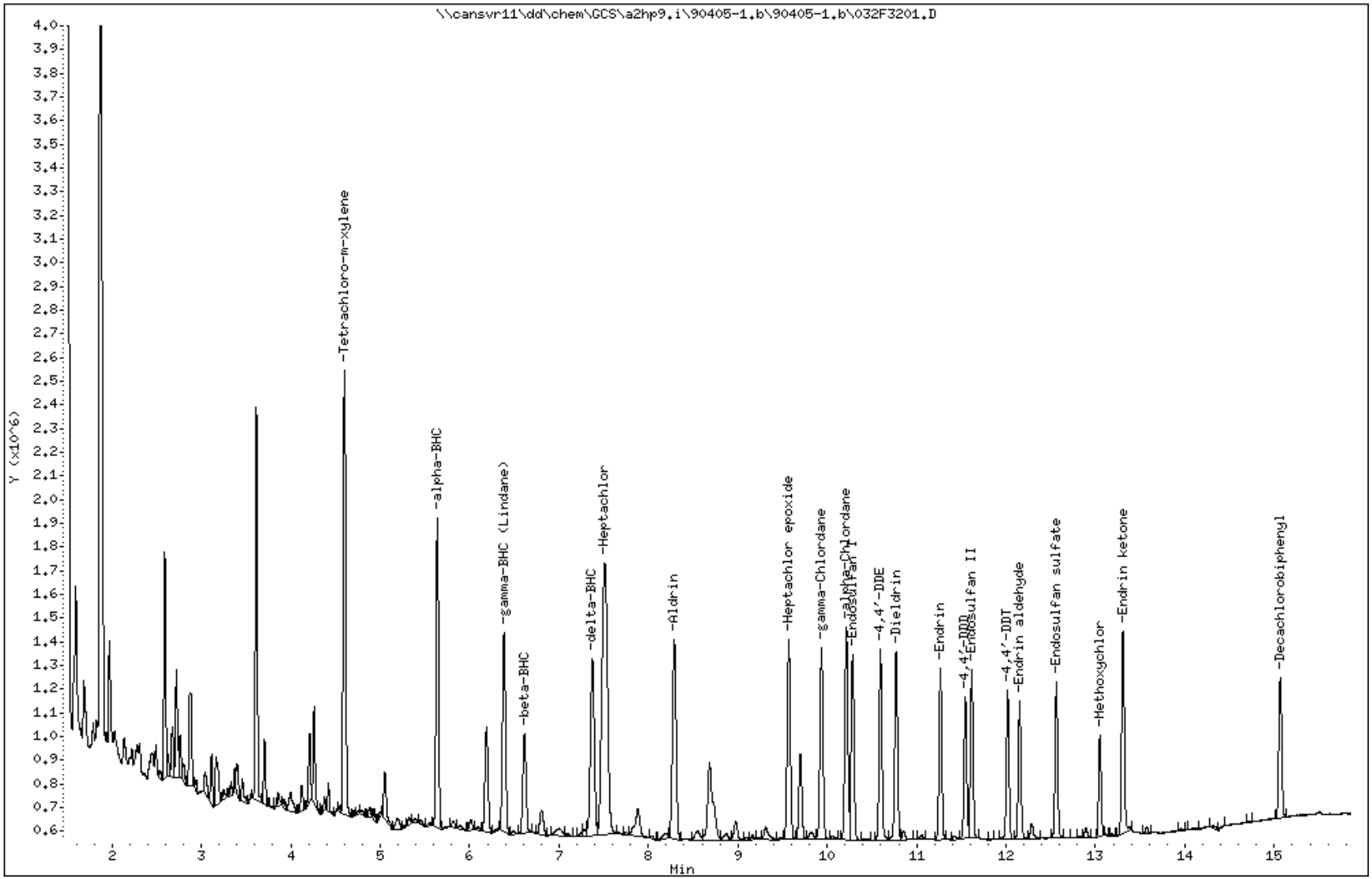

COMPOUNDS and EXP. RT REPORT

Operator: 093905 Date Acquired: 06-APR-2009 09:06
Data File: //cansvr11/dd/chem/GCS/a2hp9.i/90405-1.b/90405-1.b/032F3201.D
Lab Sample ID: SOLID 2 AB MDL
Misc. Info: SOLID AB MDL VERIFICATION tv = 1.33 ug/kg
Instrument: a2hp9.i
Method: \\cansvr11\dd\chem\GCS\a2hp9.i\90405-1.b\PEST9.m\PEST9r.m
Dilution Factor: 1

Compound	RT	Area	Amount	Conc
1) Tetrachloro-m-xylene	4.600	3802804	0.006	0.062 ug/Kg
4) alpha-BHC	5.639	2508514	0.003	1.006 ug/Kg
5) gamma-BHC (Lindane)	6.384	2011100	0.003	0.922 ug/Kg
6) beta-BHC	6.614	1062411	0.004	1.229 ug/Kg
7) delta-BHC	7.374	2251551	0.003	1.022 ug/Kg
8) Heptachlor	7.512	4999922	0.005	1.812 ug/Kg
10) Aldrin	8.290	2397450	0.003	1.080 ug/Kg
12) Heptachlor epoxide	9.569	2057981	0.003	1.135 ug/Kg
13) gamma-Chlordane	9.935	1924074	0.003	1.046 ug/Kg
14) alpha-Chlordane	10.214	2060488	0.003	1.155 ug/Kg
15) Endosulfan I	10.284	1786469	0.003	1.157 ug/Kg
16) 4,4'-DDE	10.595	1764075	0.003	1.023 ug/Kg
17) Dieldrin	10.771	1773478	0.003	1.021 ug/Kg
18) Endrin	11.266	1522378	0.003	1.064 ug/Kg
21) 4,4'-DDD	11.544	1228692	0.003	1.077 ug/Kg
22) Endosulfan II	11.616	1492781	0.003	1.111 ug/Kg
24) 4,4'-DDT	12.018	1287912	0.003	1.107 ug/Kg
25) Endrin aldehyde	12.152	1224462	0.004	1.203 ug/Kg
26) Endosulfan sulfate	12.562	1355056	0.003	1.134 ug/Kg
27) Methoxychlor	13.049	827002	0.005	1.693 ug/Kg
29) Endrin ketone	13.307	1812224	0.004	1.323 ug/Kg
30) Decachlorobiphenyl	15.066	1349305	0.004	0.042 ug/Kg

TestAmerica North Canton

PESTICIDES 8081/608

Data file : \\cansvr11\dd\chem\GCS\a2hp9.i\90405-1.b\90405-1.b\033F3301.D
Lab Smp Id: SOLID 3 AB MDL
Inj Date : 06-APR-2009 09:28
Operator : 093905 Inst ID: a2hp9.i
Smp Info : SOLID 3 AB MDL
Misc Info : SOLID AB MDL VERIFICATION tv = 0.67 ug/kg
Comment :
Method : \\cansvr11\dd\chem\GCS\a2hp9.i\90405-1.b\PEST9.m\PEST9r.m
Meth Date : 06-Apr-2009 15:28 vandorenc Quant Type: ESTD
Cal Date : 06-APR-2009 02:23 Cal File: 014F1401.D
Als bottle: 33
Dil Factor: 1.00000
Integrator: Falcon Compound Sublist: 1-AB.sub
Target Version: 4.14 Sample Matrix: SOIL
Processing Host: CANPGCSV23

Concentration Formula: Amt * DF * Vt*Vi/Ws * CpndVariable

Name	Value	Description
DF	1.000	Dilution Factor
Vt	10000.000	Volume of final extract
Vi	1.000	volume injected
Ws	30.000	initial volume of sample
Cpnd Variable		Local Compound Variable

				CONCENTRATIONS ON-COL	FINAL		
RT	EXP RT	DLT RT	RESPONSE	(ng)	(ug/Kg)	TARGET RANGE	RATIO
$ 1 Tetrachloro-m-xylene						CAS #: 877-09-8	
4.599	4.606	-0.007	2038243	0.00331	0.03306		
4 alpha-BHC						CAS #: 319-84-6	
5.639	5.638	0.001	1229975	0.00148	0.4933		
5 gamma-BHC (Lindane)						CAS #: 58-89-9	
6.386	6.384	0.002	983235	0.00135	0.4506		
6 beta-BHC						CAS #: 319-85-7	
6.614	6.613	0.001	211130	0.00187	0.6230		
7 delta-BHC						CAS #: 319-86-8	
7.373	7.372	0.001	381200	0.00156	0.5216		
8 Heptachlor						CAS #: 76-44-8	
7.516	7.489	0.027	638360	0.00303	1.012		

```
   10 Aldrin                                      CAS #: 309-00-2
8.289    8.288    0.001         1245908 0.00168   0.5614
--------------------------------------------------------------------------------
```

RT	EXP RT	DLT RT	RESPONSE	CONCENTRATIONS ON-COL (ng)	CONCENTRATIONS FINAL (ug/Kg)	TARGET RANGE	RATIO
12 Heptachlor epoxide						CAS #: 1024-57-3	
9.569	9.569	0.000	1076856	0.00178	0.5939		
13 gamma-Chlordane						CAS #: 5103-74-2	
9.934	9.935	-0.001	976761	0.00159	0.5309		
14 alpha-Chlordane						CAS #: 5103-71-9	
10.213	10.214	-0.001	1063914	0.00179	0.5965		
15 Endosulfan I						CAS #: 959-98-8	
10.284	10.284	0.000	392983	0.00174	0.5816		
16 4,4'-DDE						CAS #: 72-55-9	
10.594	10.597	-0.003	876863	0.00153	0.5086		
17 Dieldrin						CAS #: 60-57-1	
10.770	10.770	0.000	399889	0.00154	0.5131		
18 Endrin						CAS #: 72-20-8	
11.266	11.265	0.001	354018	0.00157	0.5223		
21 4,4'-DDD						CAS #: 72-54-8	
11.544	11.546	-0.002	619240	0.00163	0.5428		
22 Endosulfan II						CAS #: 33213-65-9	
11.616	11.616	0.000	350132	0.00164	0.5459		
24 4,4'-DDT						CAS #: 50-29-3	
12.019	12.019	0.000	618092	0.00159	0.5311		
25 Endrin aldehyde						CAS #: 7421-93-4	
12.151	12.152	-0.001	294735	0.00182	0.6054		
26 Endosulfan sulfate						CAS #: 1031-07-8	
12.563	12.563	0.000	322191	0.00165	0.5515		
27 Methoxychlor						CAS #: 72-43-5	
13.049	13.050	-0.001	238413	0.00282	0.9394		
29 Endrin ketone						CAS #: 53494-70-5	
13.308	13.309	-0.001	367853	0.00172	0.5725		
$ 30 Decachlorobiphenyl						CAS #: 2051-24-3	
15.066	15.067	-0.001	315729	0.00223	0.02234		

Data File: \\cansvr11\dd\chem\GCS\a2hp9.i\90405-1.b\90405-1.b\033F3301.D

Date : 06-APR-2009 09:28

Client ID:

Instrument: a2hp9.i

Sample Info: SOLID 3 AB MDL

Volume Injected (uL): 1.0

Operator: 093905

Column phase: clp pesticides II

Column diameter: 0.53

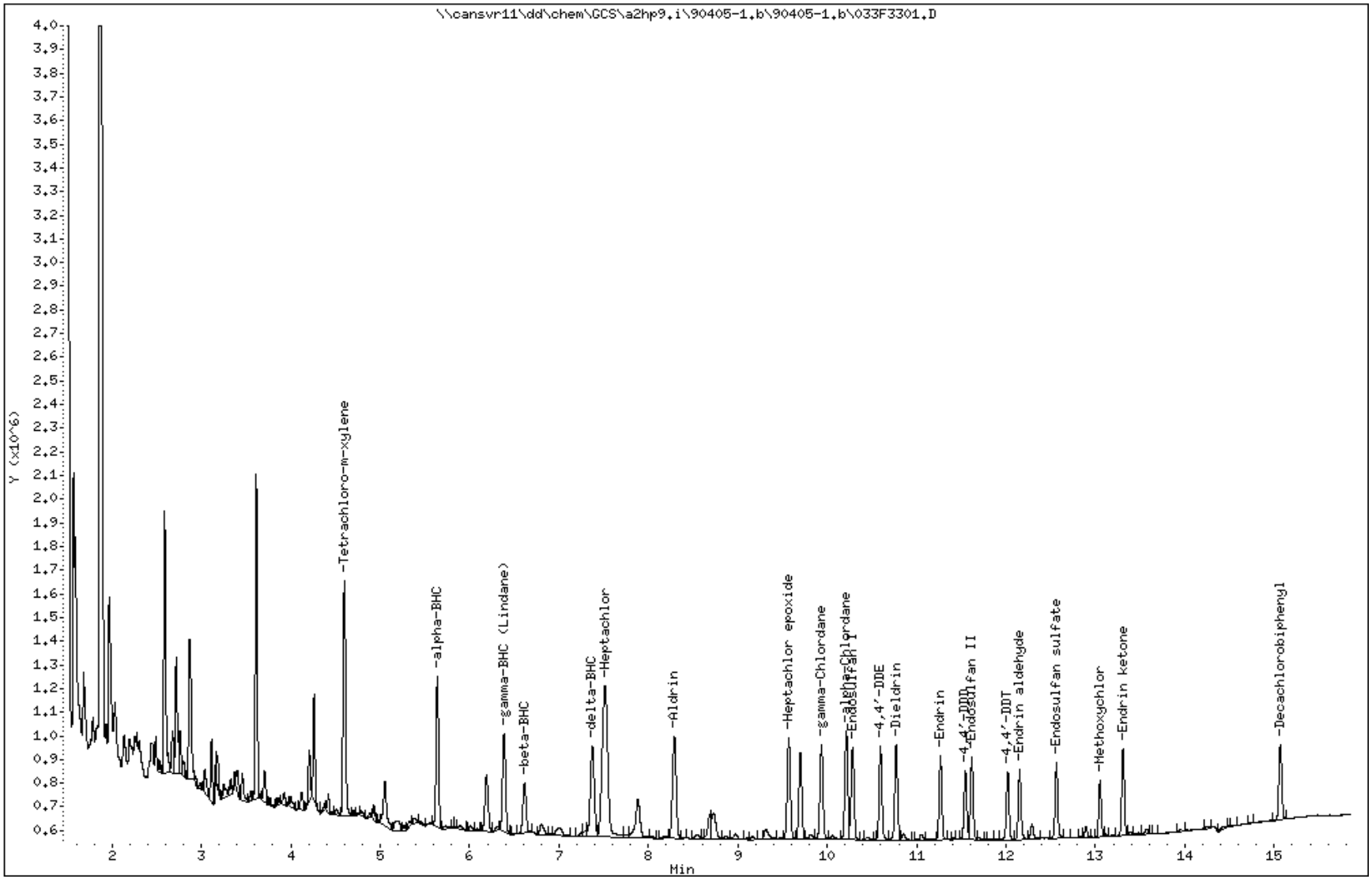

COMPOUNDS and EXP. RT REPORT

Operator: 093905 Date Acquired: 06-APR-2009 09:28
Data File: //cansvr11/dd/chem/GCS/a2hp9.i/90405-1.b/90405-1.b/033F3301.D
Lab Sample ID: SOLID 3 AB MDL
Misc. Info: SOLID AB MDL VERIFICATION tv = 0.67 ug/kg
Instrument: a2hp9.i
Method: \\cansvr11\dd\chem\GCS\a2hp9.i\90405-1.b\PEST9.m\PEST9r.m
Dilution Factor: 1

	Compound	RT	Area	Amount	Conc
1)	Tetrachloro-m-xylene	4.599	2038243	0.003	0.033 ug/Kg
4)	alpha-BHC	5.639	1229975	0.001	0.493 ug/Kg
5)	gamma-BHC (Lindane)	6.387	983235	0.001	0.451 ug/Kg
6)	beta-BHC	6.614	546823	0.002	0.623 ug/Kg
7)	delta-BHC	7.373	1195246	0.002	0.522 ug/Kg
8)	Heptachlor	7.517	2825510	0.003	1.012 ug/Kg
10)	Aldrin	8.290	1245908	0.002	0.561 ug/Kg
12)	Heptachlor epoxide	9.569	1076856	0.002	0.594 ug/Kg
13)	gamma-Chlordane	9.935	976761	0.002	0.531 ug/Kg
14)	alpha-Chlordane	10.213	1063914	0.002	0.596 ug/Kg
15)	Endosulfan I	10.284	913433	0.002	0.582 ug/Kg
16)	4,4'-DDE	10.595	876863	0.002	0.509 ug/Kg
17)	Dieldrin	10.771	897534	0.002	0.513 ug/Kg
18)	Endrin	11.267	758916	0.002	0.522 ug/Kg
21)	4,4'-DDD	11.545	619240	0.002	0.543 ug/Kg
22)	Endosulfan II	11.617	755066	0.002	0.546 ug/Kg
24)	4,4'-DDT	12.019	618092	0.002	0.531 ug/Kg
25)	Endrin aldehyde	12.152	633118	0.002	0.605 ug/Kg
26)	Endosulfan sulfate	12.563	677050	0.002	0.552 ug/Kg
27)	Methoxychlor	13.050	469352	0.003	0.939 ug/Kg
29)	Endrin ketone	13.308	761086	0.002	0.573 ug/Kg
30)	Decachlorobiphenyl	15.067	722390	0.002	0.022 ug/Kg

TestAmerica North Canton

PESTICIDES 8081/608

Data file : \\cansvr11\dd\chem\GCS\a2hp9.i\90405-1.b\90405-1.b\035F3501.D
Lab Smp Id: SOLID TC MDL
Inj Date : 06-APR-2009 10:13
Operator : 093905 Inst ID: a2hp9.i
Smp Info : SOLID TC MDL
Misc Info : SOLID TECHLOR MDL VERIFICATION tv = 5 ug/kg
Comment :
Method : \\cansvr11\dd\chem\GCS\a2hp9.i\90405-1.b\PEST9.m\PEST9r.m
Meth Date : 06-Apr-2009 15:28 vandorenc Quant Type: ESTD
Cal Date : 06-APR-2009 02:23 Cal File: 014F1401.D
Als bottle: 35
Dil Factor: 1.00000
Integrator: Falcon Compound Sublist: 15-TECHLOR.sub
Target Version: 4.14 Sample Matrix: SOIL
Processing Host: CANPGCSV23

Concentration Formula: Amt * DF * Vt*Vi/Ws * CpndVariable

Name	Value	Description
DF	1.000	Dilution Factor
Vt	10000.000	Volume of final extract
Vi	1.000	volume injected
Ws	30.000	initial volume of sample
Cpnd Variable		Local Compound Variable

				CONCENTRATIONS ON-COL (ng)	FINAL (ug/Kg)	TARGET RANGE		RATIO
RT	EXP RT	DLT RT	RESPONSE					
9 Tech Chlordane					CAS #: 57-74-9			
7.091	7.090	0.001	114584	0.01320	4.399	0.00-	20.00	100.00
8.686	8.711	-0.025	468859	0.04546	15.15	0.00-	20.00	409.18
9.935	9.933	0.002	307619	0.01101	3.671	0.00-	20.00	268.47
10.214	10.211	0.003	272920	0.01156	3.854	0.00-	20.00	238.18
Average of Peak Concentrations =					6.769			

Data File: \\cansvr11\dd\chem\GCS\a2hp9.i\90405-1.b\90405-1.b\035F3501.D

Date : 06-APR-2009 10:13

Client ID:

Instrument: a2hp9.i

Sample Info: SOLID TC MDL

Volume Injected (uL): 1.0

Operator: 093905

Column phase: clp pesticides II

Column diameter: 0.53

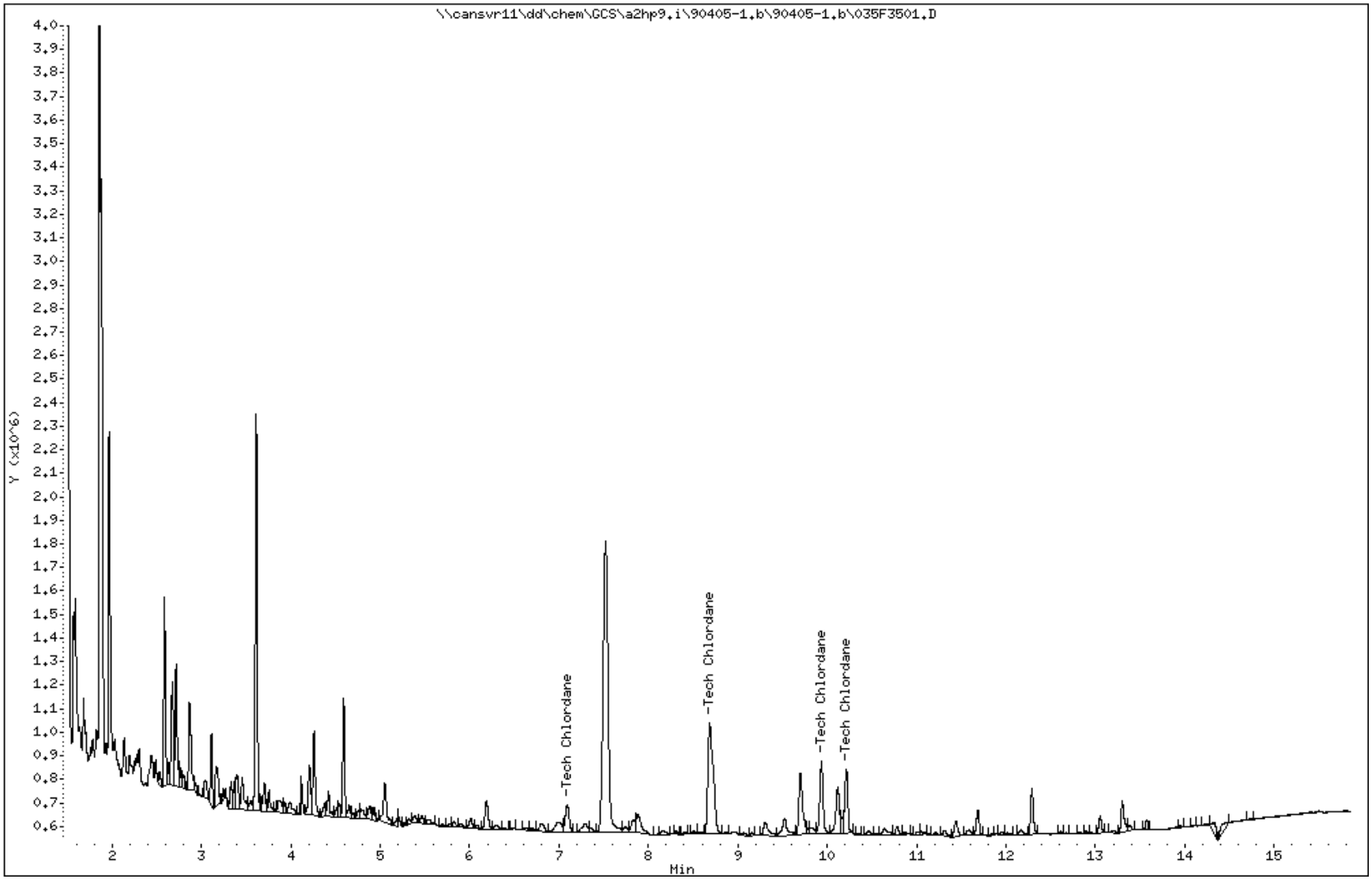

COMPOUNDS and EXP. RT REPORT

Operator: 093905 Date Acquired: 06-APR-2009 10:13
Data File: //cansvr11/dd/chem/GCS/a2hp9.i/90405-1.b/90405-1.b/035F3501.D
Lab Sample ID: SOLID TC MDL
Misc. Info: SOLID TECHLOR MDL VERIFICATION tv = 5 ug/kg
Instrument: a2hp9.i
Method: \\cansvr11\dd\chem\GCS\a2hp9.i\90405-1.b\PEST9.m\PEST9r.m
Dilution Factor: 1

Compound	RT	Area	Amount	Conc
9) Tech Chlordane	7.091	357024	0.013	4.399 ug/Kg

TestAmerica North Canton

PESTICIDES 8081/608

Data file : \\cansvr11\dd\chem\GCS\a2hp9.i\90405-1.b\90405-1.b\036F3601.D
Lab Smp Id: SOLID MDL BLK
Inj Date : 06-APR-2009 10:36
Operator : 093905 Inst ID: a2hp9.i
Smp Info : SOLID MDL BLK
Misc Info : SOLID MDL VERIFICATION BLANK
Comment :
Method : \\cansvr11\dd\chem\GCS\a2hp9.i\90405-1.b\PEST9.m\PEST9r.m
Meth Date : 06-Apr-2009 15:28 vandorenc Quant Type: ESTD
Cal Date : 06-APR-2009 02:23 Cal File: 014F1401.D
Als bottle: 36
Dil Factor: 1.00000
Integrator: Falcon Compound Sublist: 19-pestap9.sub
Target Version: 4.14 Sample Matrix: SOIL
Processing Host: CANPGCSV23

Concentration Formula: Amt * DF * Vt*Vi/Ws * CpndVariable

Name	Value	Description
DF	1.000	Dilution Factor
Vt	10000.000	Volume of final extract
Vi	1.000	volume injected
Ws	30.000	initial volume of sample
Cpnd Variable		Local Compound Variable

RT	EXP RT	DLT RT	RESPONSE	CONCENTRATIONS ON-COL (ng)	FINAL (ug/Kg)	TARGET RANGE	RATIO
$ 1 Tetrachloro-m-xylene					CAS #: 877-09-8		
4.591	4.606	-0.015	614068	1.e-003	0.009962		
2 Diallate					CAS #: 2303-16-4		
4.755	4.767	-0.012	23950			0.00- 20.00	100.00
4.882	4.877	0.005	77107			0.00- 20.00	321.95
3 Hexachlorobenzene					CAS #: 118-74-1		

Peaks not detected for Quant. or Qual. signal(s).

4 alpha-BHC CAS #: 319-84-6

Peaks not detected for Quant. or Qual. signal(s).

5 gamma-BHC (Lindane) CAS #: 58-89-9

6.379 6.384 -0.005 27055 4e-005 0.01240

---

6 beta-BHC CAS #: 319-85-7

6.615 6.613 0.002 5440 5e-005 0.01605

RT	EXP RT	DLT RT	RESPONSE	CONCENTRATIONS ON-COL (ng)	CONCENTRATIONS FINAL (ug/Kg)	TARGET RANGE	RATIO
9 Tech Chlordane					CAS #: 57-74-9		
7.084	7.090	-0.006	5265	6e-004	0.2021	0.00- 20.00	100.00
8.682	8.711	-0.029	443813	0.04303	14.34	0.00- 20.00	8429.50
0.000	9.933	-9.933	0	0.0000	0.0000	0.00- 20.00	0.00
10.209	10.211	-0.002	3459	1e-004	0.04884	0.00- 20.00	65.70
Average of Peak Concentrations =					4.865		
7 delta-BHC					CAS #: 319-86-8		
7.357	7.372	-0.015	29064	1e-004	0.03976		
8 Heptachlor					CAS #: 76-44-8		

Peaks not detected for Quant. or Qual. signal(s).

10 Aldrin					CAS #: 309-00-2		
8.313	8.288	0.025	77942	1e-004	0.03512		
11 Isodrin					CAS #: 465-73-6		

Peaks not detected for Quant. or Qual. signal(s).

12 Heptachlor epoxide					CAS #: 1024-57-3		
9.551	9.569	-0.018	15360	3e-005	0.008471		
13 gamma-Chlordane					CAS #: 5103-74-2		

Peaks not detected for Quant. or Qual. signal(s).

14 alpha-Chlordane					CAS #: 5103-71-9		
10.209	10.214	-0.005	8809	1e-005	0.004939		
15 Endosulfan I					CAS #: 959-98-8		
10.280	10.284	-0.004	7529	3e-005	0.01114		
16 4,4'-DDE					CAS #: 72-55-9		
10.573	10.597	-0.024	17892	3e-005	0.01038		
17 Dieldrin					CAS #: 60-57-1		

Peaks not detected for Quant. or Qual. signal(s).

19 Chlorobenzilate					CAS #: 510-15-6		
10.711	10.689	0.022	10353				
20 Kepone					CAS #: 143-50-0		

Peaks not detected for Quant. or Qual. signal(s).

RT	EXP RT	DLT RT	RESPONSE	CONCENTRATIONS ON-COL (ng)	FINAL (ug/Kg)	TARGET RANGE	RATIO

18 Endrin CAS #: 72-20-8

Peaks not detected for Quant. or Qual. signal(s).

---

21 4,4'-DDD CAS #: 72-54-8

11.558	11.546	0.012	59311	2e-004	0.05199		

---

22 Endosulfan II CAS #: 33213-65-9

Peaks not detected for Quant. or Qual. signal(s).

---

23 Toxaphene CAS #: 8001-35-2

0.000	11.755	-11.755	0	0.0000	0.0000	80.00- 120.00	0.00
0.000	11.870	-11.870	0	0.0000	0.0000	114.04- 154.04	0.00
12.178	12.160	0.018	18827	0.00197	0.6578	115.64- 155.64	0.00
12.894	12.899	-0.005	32348	0.00433	1.442	52.78- 92.78	0.00
0.000	13.265	-13.265	0	0.0000	0.0000	69.36- 109.36	0.00

Average of Peak Concentrations = 1.050

---

24 4,4'-DDT CAS #: 50-29-3

12.016	12.019	-0.003	18388	5e-005	0.01580		

---

25 Endrin aldehyde CAS #: 7421-93-4

12.178	12.152	0.026	18827	1e-004	0.03867		

---

26 Endosulfan sulfate CAS #: 1031-07-8

12.537	12.563	-0.026	5088	3e-005	0.008710		

---

28 Mirex CAS #: 2385-85-5

12.894	12.924	-0.030	32348				

---

27 Methoxychlor CAS #: 72-43-5

13.051	13.050	0.001	82570	1e-003	0.3253		

---

29 Endrin ketone CAS #: 53494-70-5

13.300	13.309	-0.009	170790	8.e-004	0.2658		

$ 30 Decachlorobiphenyl CAS #: 2051-24-3

Peaks not detected for Quant. or Qual. signal(s).

Data File: \\cansvr11\dd\chem\GCS\a2hp9.i\90405-1.b\90405-1.b\036F3601.D Page 1
Date : 06-APR-2009 10:36
Client ID: Instrument: a2hp9.i
Sample Info: SOLID MDL BLK
Volume Injected (uL): 1.0 Operator: 093905
Column phase: clp pesticides II Column diameter: 0.53

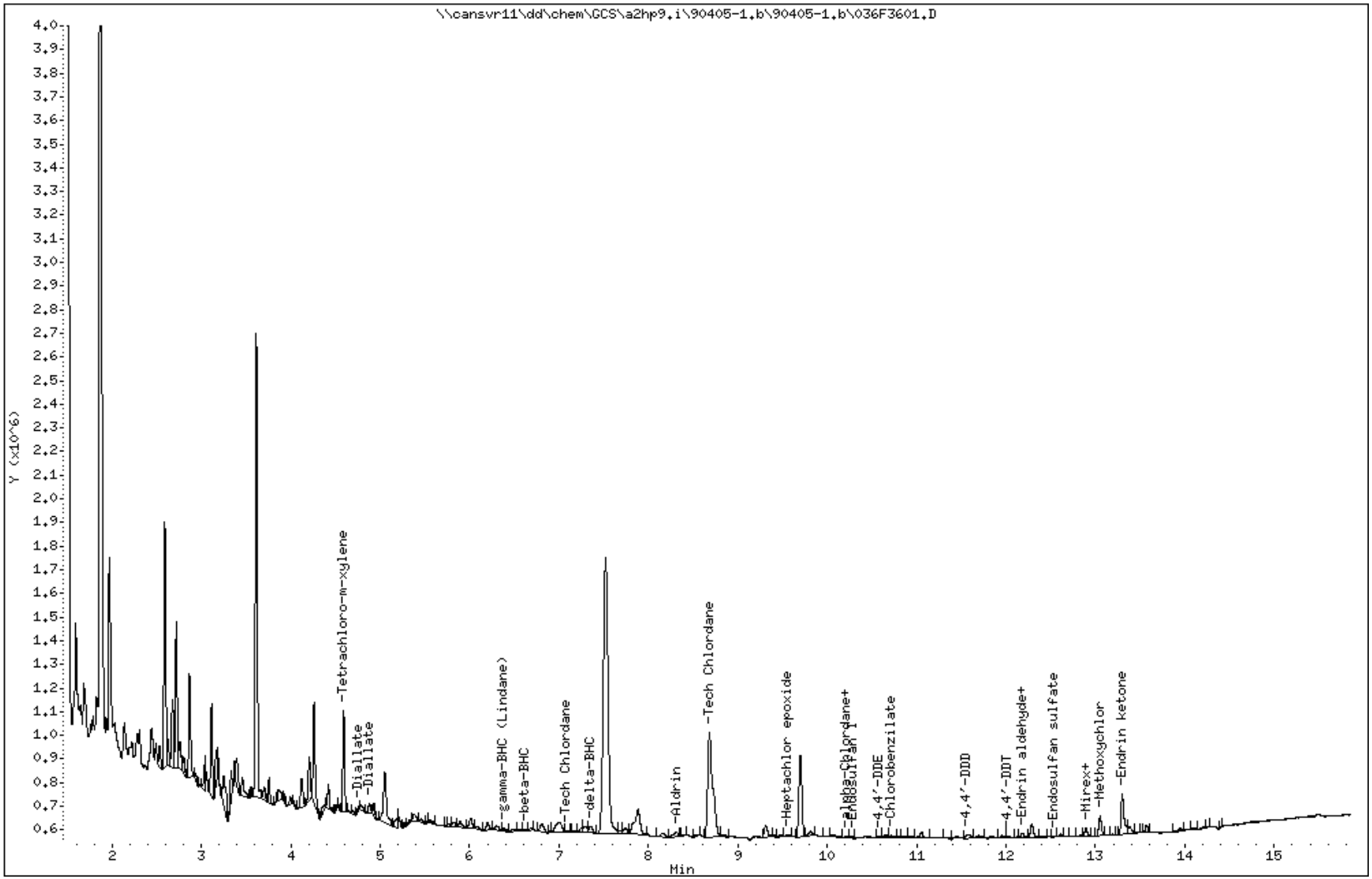

COMPOUNDS and EXP. RT REPORT

Operator: 093905 Date Acquired: 06-APR-2009 10:36
Data File: //cansvr11/dd/chem/GCS/a2hp9.i/90405-1.b/90405-1.b/036F3601.D
Lab Sample ID: SOLID MDL BLK
Misc. Info: SOLID MDL VERIFICATION BLANK
Instrument: a2hp9.i
Method: \\cansvr11\dd\chem\GCS\a2hp9.i\90405-1.b\PEST9.m\PEST9r.m
Dilution Factor: 1

Compound	RT	Area	Amount	Conc
23) Toxaphene	0.000	0	0.000	0.000 ug/Kg
1) Tetrachloro-m-xylene	4.591	614068	0.001	0.010 ug/Kg
2) Diallate	4.755	23950	0.000	0.000 ug/Kg
3) Hexachlorobenzene	NOT DETECTED	Expected RT = 5.125		
4) alpha-BHC	NOT DETECTED	Expected RT = 5.638		
5) gamma-BHC (Lindane)	6.379	27055	0.000	0.012 ug/Kg
6) beta-BHC	6.615	9994	0.000	0.016 ug/Kg
9) Tech Chlordane	7.084	11115	0.001	0.202 ug/Kg
7) delta-BHC	7.358	84669	0.000	0.040 ug/Kg
8) Heptachlor	NOT DETECTED	Expected RT = 7.489		
10) Aldrin	8.314	77942	0.000	0.035 ug/Kg
11) Isodrin	NOT DETECTED	Expected RT = 8.795		
12) Heptachlor epoxide	9.552	15360	0.000	0.008 ug/Kg
13) gamma-Chlordane	NOT DETECTED	Expected RT = 9.936		
14) alpha-Chlordane	10.209	8809	0.000	0.005 ug/Kg
15) Endosulfan I	10.280	15972	0.000	0.011 ug/Kg
16) 4,4'-DDE	10.574	17892	0.000	0.010 ug/Kg
19) Chlorobenzilate	10.712	34327	0.000	0.000 ug/Kg
17) Dieldrin	NOT DETECTED	Expected RT = 10.771		
20) Kepone	NOT DETECTED	Expected RT = 11.115		
18) Endrin	NOT DETECTED	Expected RT = 11.266		
21) 4,4'-DDD	11.559	59311	0.000	0.052 ug/Kg
22) Endosulfan II	NOT DETECTED	Expected RT = 11.617		
24) 4,4'-DDT	12.017	18388	0.000	0.016 ug/Kg
25) Endrin aldehyde	12.179	41411	0.000	0.039 ug/Kg
26) Endosulfan sulfate	12.538	9957	0.000	0.009 ug/Kg
28) Mirex	12.894	62592	0.000	0.000 ug/Kg
27) Methoxychlor	13.052	174578	0.001	0.325 ug/Kg
29) Endrin ketone	13.300	417274	0.001	0.266 ug/Kg
30) Decachlorobiphenyl	NOT DETECTED	Expected RT = 15.067		

TestAmerica
THE LEADER IN ENVIRONMENTAL TESTING

RAW QC DATA

LABORATORY CONTROL SAMPLE EVALUATION REPORT

GC Semivolatiles

Client Lot #...: A9C310174 **Work Order #...:** K9D231AC-LCS **Matrix.....:** WATER
LCS Lot-Sample#: A9D010000-039 K9D231AD-LCSD
Prep Date.....: 04/01/09 **Analysis Date..:** 04/08/09
Prep Batch #...: 9091039
Dilution Factor: 2 **Final Wgt/Vol..:** 5 mL
Initial Wgt/Vol: 1000 mL

PARAMETER	PERCENT RECOVERY	RECOVERY LIMITS	RPD	RPD LIMITS	METHOD
alpha-BHC	106	(44 - 137)			SW846 8081A
	103	(44 - 137)	3.1	(0-30)	SW846 8081A
beta-BHC	99	(50 - 135)			SW846 8081A
	96	(50 - 135)	2.6	(0-30)	SW846 8081A
delta-BHC	64	(58 - 160)			SW846 8081A
	60	(58 - 160)	5.9	(0-30)	SW846 8081A
gamma-BHC (Lindane)	99	(58 - 127)			SW846 8081A
	92	(58 - 127)	7.1	(0-30)	SW846 8081A
Heptachlor	92	(48 - 150)			SW846 8081A
	79	(48 - 150)	15	(0-30)	SW846 8081A
Aldrin	99	(53 - 128)			SW846 8081A
	96	(53 - 128)	3.2	(0-30)	SW846 8081A
Heptachlor epoxide	99	(50 - 127)			SW846 8081A
	94	(50 - 127)	4.5	(0-30)	SW846 8081A
Endosulfan I	65	(50 - 160)			SW846 8081A
	63	(50 - 160)	3.4	(0-30)	SW846 8081A
Dieldrin	97	(50 - 124)			SW846 8081A
	95	(50 - 124)	1.9	(0-30)	SW846 8081A
4,4'-DDE	99	(50 - 130)			SW846 8081A
	96	(50 - 130)	2.7	(0-30)	SW846 8081A
Endrin	88	(50 - 137)			SW846 8081A
	74	(50 - 137)	18	(0-30)	SW846 8081A
Endosulfan II	68	(50 - 144)			SW846 8081A
	65	(50 - 144)	4.3	(0-30)	SW846 8081A
4,4'-DDD	108	(50 - 137)			SW846 8081A
	104	(50 - 137)	4.3	(0-30)	SW846 8081A
Endosulfan sulfate	95	(50 - 160)			SW846 8081A
	89	(50 - 160)	5.8	(0-30)	SW846 8081A
4,4'-DDT	92	(50 - 145)			SW846 8081A
	76	(50 - 145)	20	(0-30)	SW846 8081A
Methoxychlor	88	(50 - 160)			SW846 8081A
	73	(50 - 160)	19	(0-30)	SW846 8081A
Endrin ketone	86	(50 - 150)			SW846 8081A
	74	(50 - 150)	16	(0-30)	SW846 8081A
Endrin aldehyde	87	(30 - 160)			SW846 8081A
	76	(30 - 160)	13	(0-30)	SW846 8081A
alpha-Chlordane	98	(50 - 122)			SW846 8081A
	95	(50 - 122)	3.2	(0-30)	SW846 8081A

(Continued on next page)

LABORATORY CONTROL SAMPLE EVALUATION REPORT

GC Semivolatiles

Client Lot #...: A9C310174 **Work Order #...:** K9D231AC-LCS **Matrix.....:** WATER
LCS Lot-Sample#: A9D010000-039 K9D231AD-LCSD

PARAMETER	PERCENT RECOVERY	RECOVERY LIMITS	RPD	RPD LIMITS	METHOD
gamma-Chlordane	**102**	**(50 - 130)**			**SW846 8081A**
	96	**(50 - 130)**	**5.3**	**(0-30)**	**SW846 8081A**

SURROGATE	PERCENT RECOVERY	RECOVERY LIMITS
Tetrachloro-m-xylene	85	(50 - 150)
	84	(50 - 150)
Decachlorobiphenyl	44 *	(50 - 150)
	47 *	(50 - 150)

NOTE(S):

Calculations are performed before rounding to avoid round-off errors in calculated results.

Bold print denotes control parameters

* Surrogate recovery is outside stated control limits.

LABORATORY CONTROL SAMPLE DATA REPORT

GC Semivolatiles

Client Lot #...: A9C310174 **Work Order #...:** K9D231AC-LCS **Matrix.....:** WATER
LCS Lot-Sample#: A9D010000-039 K9D231AD-LCSD
Prep Date.....: 04/01/09 **Analysis Date..:** 04/08/09
Prep Batch #...: 9091039
Dilution Factor: 2 **Final Wgt/Vol..:** 5 mL
Initial Wgt/Vol: 1000 mL

PARAMETER	SPIKE AMOUNT	MEASURED AMOUNT	UNITS	PERCENT RECOVERY	RPD	METHOD
alpha-BHC	1.0	1.1	ug/L	106		SW846 8081A
	1.0	1.0	ug/L	103	3.1	SW846 8081A
beta-BHC	1.0	0.99	ug/L	99		SW846 8081A
	1.0	0.96	ug/L	96	2.6	SW846 8081A
delta-BHC	1.0	0.64	ug/L	64		SW846 8081A
	1.0	0.60	ug/L	60	5.9	SW846 8081A
gamma-BHC (Lindane)	1.0	0.99	ug/L	99		SW846 8081A
	1.0	0.92	ug/L	92	7.1	SW846 8081A
Heptachlor	1.0	0.92	ug/L	92		SW846 8081A
	1.0	0.79	ug/L	79	15	SW846 8081A
Aldrin	1.0	0.99	ug/L	99		SW846 8081A
	1.0	0.96	ug/L	96	3.2	SW846 8081A
Heptachlor epoxide	1.0	0.99	ug/L	99		SW846 8081A
	1.0	0.94	ug/L	94	4.5	SW846 8081A
Endosulfan I	1.0	0.65	ug/L	65		SW846 8081A
	1.0	0.63	ug/L	63	3.4	SW846 8081A
Dieldrin	1.0	0.97	ug/L	97		SW846 8081A
	1.0	0.95	ug/L	95	1.9	SW846 8081A
4,4'-DDE	1.0	0.99	ug/L	99		SW846 8081A
	1.0	0.96	ug/L	96	2.7	SW846 8081A
Endrin	1.0	0.88	ug/L	88		SW846 8081A
	1.0	0.74	ug/L	74	18	SW846 8081A
Endosulfan II	1.0	0.68	ug/L	68		SW846 8081A
	1.0	0.65	ug/L	65	4.3	SW846 8081A
4,4'-DDD	1.0	1.1	ug/L	108		SW846 8081A
	1.0	1.0	ug/L	104	4.3	SW846 8081A
Endosulfan sulfate	1.0	0.95	ug/L	95		SW846 8081A
	1.0	0.89	ug/L	89	5.8	SW846 8081A
4,4'-DDT	1.0	0.92	ug/L	92		SW846 8081A
	1.0	0.76	ug/L	76	20	SW846 8081A
Methoxychlor	1.0	0.88	ug/L	88		SW846 8081A
	1.0	0.73	ug/L	73	19	SW846 8081A
Endrin ketone	1.0	0.86	ug/L	86		SW846 8081A
	1.0	0.74	ug/L	74	16	SW846 8081A
Endrin aldehyde	1.0	0.87	ug/L	87		SW846 8081A
	1.0	0.76	ug/L	76	13	SW846 8081A
alpha-Chlordane	1.0	0.98	ug/L	98		SW846 8081A
	1.0	0.95	ug/L	95	3.2	SW846 8081A

(Continued on next page)

LABORATORY CONTROL SAMPLE DATA REPORT

GC Semivolatiles

Client Lot #...: A9C310174 **Work Order #...:** K9D231AC-LCS **Matrix.....:** WATER
LCS Lot-Sample#: A9D010000-039 K9D231AD-LCSD

PARAMETER	SPIKE AMOUNT	MEASURED AMOUNT	UNITS	PERCENT RECOVERY	RPD	METHOD
gamma-Chlordane	**1.0**	**1.0**	**ug/L**	**102**		**SW846 8081A**
	1.0	**0.96**	**ug/L**	**96**	**5.3**	**SW846 8081A**

SURROGATE	PERCENT RECOVERY	RECOVERY LIMITS
Tetrachloro-m-xylene	85	(50 - 150)
	84	(50 - 150)
Decachlorobiphenyl	44 *	(50 - 150)
	47 *	(50 - 150)

NOTE(S):

Calculations are performed before rounding to avoid round-off errors in calculated results.

Bold print denotes control parameters

* Surrogate recovery is outside stated control limits.

TestAmerica North Canton

PESTICIDES 8081/608

Data file : \\cansvr11\dd\chem\GCS\a2hp9.i\90406-1.b\093F4501.D
Lab Smp Id: K9D231AC Client Smp ID: INTRA-LAB CHECK
Inj Date : 08-APR-2009 02:41
Operator : 093905 Inst ID: a2hp9.i
Smp Info : K9D231AC,2
Misc Info :
Comment   :
Method   : \\cansvr11\dd\chem\GCS\a2hp9.i\90406-1.b\PEST9.m
Meth Date : 08-Apr-2009 10:00 vandorenc Quant Type: ESTD
Cal Date : 06-APR-2009 20:44 Cal File: 013F1301.D
Als bottle: 93 QC Sample: METHOD SPIKE
Dil Factor: 2.00000
Integrator: Falcon Compound Sublist: 13-pest.sub
Target Version: 4.14 Sample Matrix: WATER
Processing Host: CANPGCSV23

Concentration Formula: Amt * DF * Vt/Vo/Vi * CpndVariable

Name	Value	Description
DF	2.000	Dilution Factor
Vt	5000.000	Volume of final extract (uL)
Vo	1000.000	Volume of sample extracted (mL)
Vi	1.000	Volume injected
Cpnd Variable		Local Compound Variable

RT	EXP RT	DLT RT	RESPONSE	CONCENTRATIONS ON-COL (ng)	FINAL (ug/L)	TARGET RANGE	RATIO
$ 1 Tetrachloro-m-xylene						CAS #: 877-09-8	
3.793	3.793	0.000	7165697	0.01708	0.1708		
4 alpha-BHC						CAS #: 319-84-6	
4.494	4.494	0.000	58562227	0.10577	1.058		
5 gamma-BHC (Lindane)						CAS #: 58-89-9	
4.914	4.915	-0.001	50156203	0.09908	0.9908		
6 beta-BHC						CAS #: 319-85-7	
5.060	5.061	-0.001	20436759	0.09854	0.9854		
7 delta-BHC						CAS #: 319-86-8	
5.310	5.308	0.002	32639918	0.06397	0.6397		
8 Heptachlor						CAS #: 76-44-8	
5.634	5.635	-0.001	43529232	0.09244	0.9244		

```
   10 Aldrin                                        CAS #: 309-00-2
6.162    6.163   -0.001        51560275 0.09869   0.9869
--------------------------------------------------------------------------------
```

RT	EXP RT	DLT RT	RESPONSE	CONCENTRATIONS ON-COL (ng)	FINAL (ug/L)	TARGET RANGE	RATIO
12 Heptachlor epoxide						CAS #: 1024-57-3	
7.600	7.601	-0.001	44335038	0.09860	0.9860		
13 gamma-Chlordane						CAS #: 5103-74-2	
7.907	7.906	0.001	46660052	0.10175	1.017		
14 alpha-Chlordane						CAS #: 5103-71-9	
8.222	8.221	0.001	45556753	0.09769	0.9769		
15 Endosulfan I						CAS #: 959-98-8	
8.479	8.477	0.002	27302547	0.06512	0.6512		
16 4,4'-DDE						CAS #: 72-55-9	
8.551	8.551	0.000	46691152	0.09869	0.9869		
17 Dieldrin						CAS #: 60-57-1	
8.991	8.991	0.000	44927317	0.09691	0.9691		
18 Endrin						CAS #: 72-20-8	
9.415	9.416	-0.001	36104622	0.08833	0.8833		
20 4,4'-DDD						CAS #: 72-54-8	
9.729	9.732	-0.003	33346827	0.10825	1.082		
22 Endosulfan II						CAS #: 33213-65-9	
9.837	9.837	0.000	28253345	0.06809	0.6809		
23 4,4'-DDT						CAS #: 50-29-3	
10.219	10.221	-0.002	32128298	0.09240	0.9240		
25 Endrin aldehyde						CAS #: 7421-93-4	
10.589	10.590	-0.001	27840249	0.08688	0.8688		
27 Methoxychlor						CAS #: 72-43-5	
11.117	11.119	-0.002	14472673	0.08845	0.8845		
28 Endosulfan sulfate						CAS #: 1031-07-8	
11.289	11.289	0.000	34540528	0.09481	0.9481		
29 Endrin ketone						CAS #: 53494-70-5	
11.682	11.682	0.000	34359150	0.08633	0.8633		
$ 30 Decachlorobiphenyl						CAS #: 2051-24-3	
13.237	13.238	-0.001	2965914	0.00884	0.08843		

Data File: \\cansvr11\dd\chem\GCS\a2hp9.i\90406-1.b\093F4501.D

Date : 08-APR-2009 02:41

Client ID: INTRA-LAB CHECK

Instrument: a2hp9.i

Sample Info: K9D231AC,2

Volume Injected (uL): 1.0

Operator: 093905

Column phase: clp pesticides I

Column diameter: 0.53

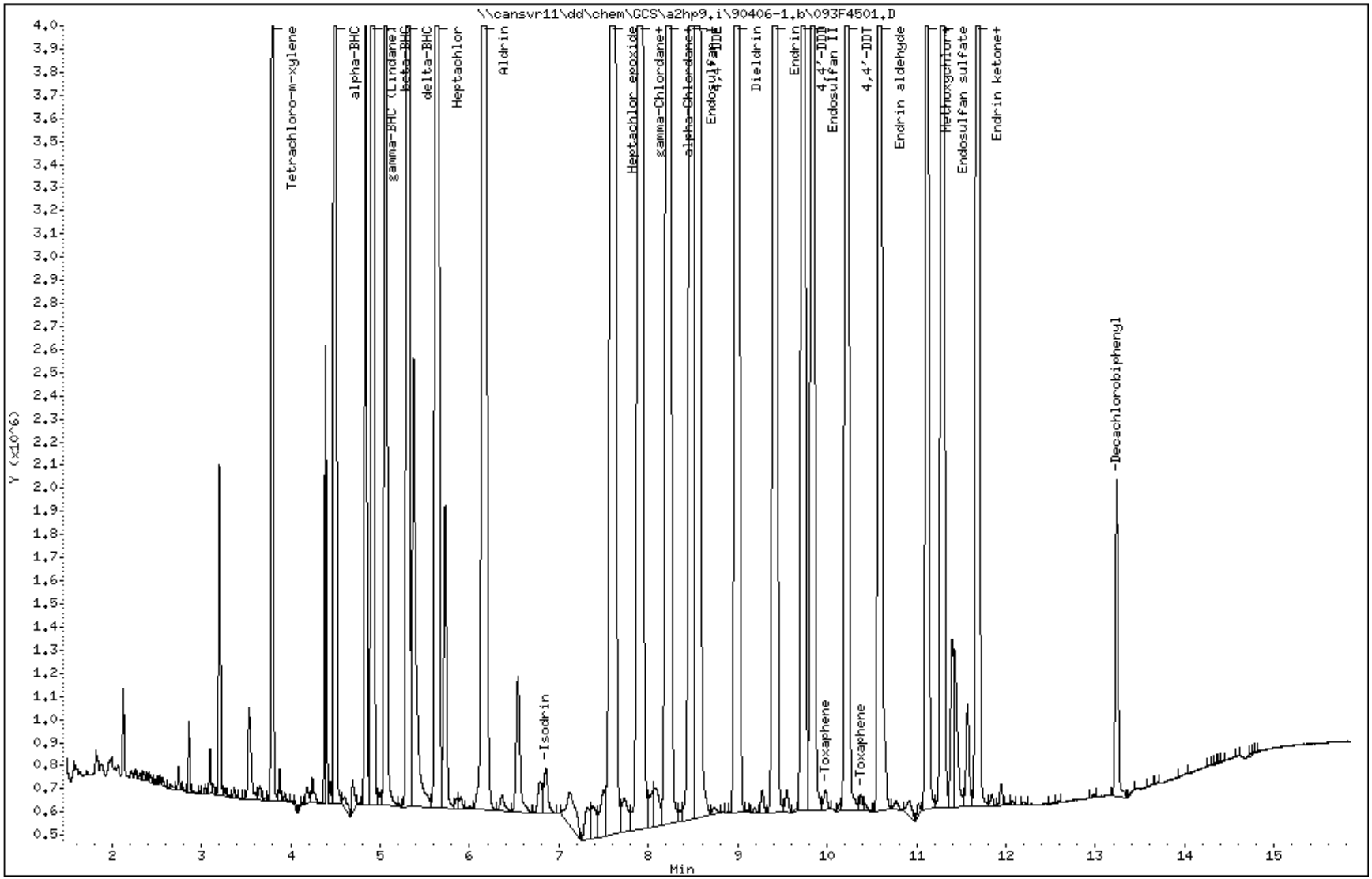

COMPOUNDS and EXP. RT REPORT

Operator: 093905 Date Acquired: 08-APR-2009 02:41
Data File: //cansvr11/dd/chem/GCS/a2hp9.i/90406-1.b/093F4501.D
Lab Sample ID: K9D231AC
Misc. Info:
Instrument: a2hp9.i
Method: \\cansvr11\dd\chem\GCS\a2hp9.i\90406-1.b\PEST9.m
Dilution Factor: 2

	Compound	RT	Area	Amount	Conc
1)	Tetrachloro-m-xylene	3.793	7165697	0.017	0.171 ug/L
4)	alpha-BHC	4.494	58562227	0.106	1.058 ug/L
5)	gamma-BHC (Lindane)	4.915	50156203	0.099	0.991 ug/L
6)	beta-BHC	5.061	20436759	0.099	0.985 ug/L
7)	delta-BHC	5.311	32639918	0.064	0.640 ug/L
8)	Heptachlor	5.635	43529232	0.092	0.924 ug/L
10)	Aldrin	6.162	51560275	0.099	0.987 ug/L
12)	Heptachlor epoxide	7.601	44335038	0.099	0.986 ug/L
13)	gamma-Chlordane	7.907	46660052	0.102	1.017 ug/L
14)	alpha-Chlordane	8.222	45556753	0.098	0.977 ug/L
15)	Endosulfan I	8.480	27302547	0.065	0.651 ug/L
16)	4,4'-DDE	8.552	46691152	0.099	0.987 ug/L
17)	Dieldrin	8.992	44927317	0.097	0.969 ug/L
18)	Endrin	9.416	36104622	0.088	0.883 ug/L
20)	4,4'-DDD	9.730	33346827	0.108	1.082 ug/L
22)	Endosulfan II	9.837	28253345	0.068	0.681 ug/L
23)	4,4'-DDT	10.220	32128298	0.092	0.924 ug/L
25)	Endrin aldehyde	10.589	27840249	0.087	0.869 ug/L
27)	Methoxychlor	11.117	14472673	0.088	0.884 ug/L
28)	Endosulfan sulfate	11.289	34540528	0.095	0.948 ug/L
29)	Endrin ketone	11.682	34359150	0.086	0.863 ug/L
30)	Decachlorobiphenyl	13.237	2965914	0.009	0.088 ug/L

TestAmerica North Canton

PESTICIDES 8081/608

Data file : \\cansvr11\dd\chem\GCS\a2hp9.i\90406-1.b\90406-1.b\093F4501.D
Lab Smp Id: K9D231AC Client Smp ID: INTRA-LAB CHECK
Inj Date : 08-APR-2009 02:41
Operator : 093905 Inst ID: a2hp9.i
Smp Info : K9D231AC,2
Misc Info :
Comment :
Method : \\cansvr11\dd\chem\GCS\a2hp9.i\90406-1.b\PEST9.m\PEST9r.m
Meth Date : 08-Apr-2009 06:29 vandorenc Quant Type: ESTD
Cal Date : 06-APR-2009 20:44 Cal File: 013F1301.D
Als bottle: 93 QC Sample: METHOD SPIKE
Dil Factor: 2.00000
Integrator: Falcon Compound Sublist: 13-pest.sub
Target Version: 4.14 Sample Matrix: WATER
Processing Host: CANPGCSV23

Concentration Formula: Amt * DF * Vt/Vo/Vi * CpndVariable

Name	Value	Description
DF	2.000	Dilution Factor
Vt	5000.000	Volume of final extract (uL)
Vo	1000.000	Volume of sample extracted (mL)
Vi	1.000	Volume injected
Cpnd Variable		Local Compound Variable

RT	EXP RT	DLT RT	RESPONSE	CONCENTRATIONS ON-COL (ng)	FINAL (ug/L)	TARGET RANGE	RATIO
$ 1 Tetrachloro-m-xylene						CAS #: 877-09-8	
4.605	4.605	0.000	10562794	0.01714	0.1714		
4 alpha-BHC						CAS #: 319-84-6	
5.637	5.637	0.000	93448508	0.11243	1.124		
5 gamma-BHC (Lindane)						CAS #: 58-89-9	
6.388	6.382	0.006	47944530	0.06591	0.6591		
6 beta-BHC						CAS #: 319-85-7	
6.611	6.611	0.000	12004641	0.10626	1.063		
7 delta-BHC						CAS #: 319-86-8	
7.370	7.369	0.001	27773243	0.11400	1.140		
8 Heptachlor						CAS #: 76-44-8	
7.488	7.487	0.001	20310208	0.09656	0.9656		

```
   10 Aldrin                                      CAS #: 309-00-2
8.287    8.286    0.001        76249166 0.10308    1.031
--------------------------------------------------------------------------------
```

RT	EXP RT	DLT RT	RESPONSE	CONCENTRATIONS ON-COL (ng)	FINAL (ug/L)	TARGET RANGE	RATIO
12 Heptachlor epoxide					CAS #: 1024-57-3		
9.568	9.567	0.001	61147250	0.10117	1.012		
13 gamma-Chlordane					CAS #: 5103-74-2		
9.933	9.932	0.001	63664902	0.10381	1.038		
14 alpha-Chlordane					CAS #: 5103-71-9		
10.211	10.211	0.000	60517057	0.10178	1.018		
15 Endosulfan I					CAS #: 959-98-8		
10.282	10.281	0.001	15045184	0.06679	0.6679		
16 4,4'-DDE					CAS #: 72-55-9		
10.594	10.594	0.000	58649863	0.10207	1.021		
17 Dieldrin					CAS #: 60-57-1		
10.769	10.769	0.000	24952591	0.09605	0.9605		
18 Endrin					CAS #: 72-20-8		
11.264	11.264	0.000	23282834	0.10305	1.030		
21 4,4'-DDD					CAS #: 72-54-8		
11.543	11.543	0.000	40903322	0.10756	1.076		
22 Endosulfan II					CAS #: 33213-65-9		
11.614	11.615	-0.001	15554183	0.07275	0.7275		
24 4,4'-DDT					CAS #: 50-29-3		
12.016	12.017	-0.001	35978654	0.09274	0.9274		
25 Endrin aldehyde					CAS #: 7421-93-4		
12.149	12.151	-0.002	14943872	0.09208	0.9208		
26 Endosulfan sulfate					CAS #: 1031-07-8		
12.561	12.561	0.000	19641829	0.10087	1.009		
27 Methoxychlor					CAS #: 72-43-5		
13.048	13.049	-0.001	8223018	0.09720	0.9720		
29 Endrin ketone					CAS #: 53494-70-5		
13.307	13.307	0.000	19006041	0.08874	0.8874		
$ 30 Decachlorobiphenyl					CAS #: 2051-24-3		
15.064	15.065	-0.001	1140282	0.00807	0.08067		

Data File: \\cansvr11\dd\chem\GCS\a2hp9.i\90406-1.b\90406-1.b\093F4501.D

Date : 08-APR-2009 02:41

Client ID: INTRA-LAB CHECK

Instrument: a2hp9.i

Sample Info: K9D231AC,2

Volume Injected (uL): 1.0

Operator: 093905

Column phase: clp pesticides II

Column diameter: 0.53

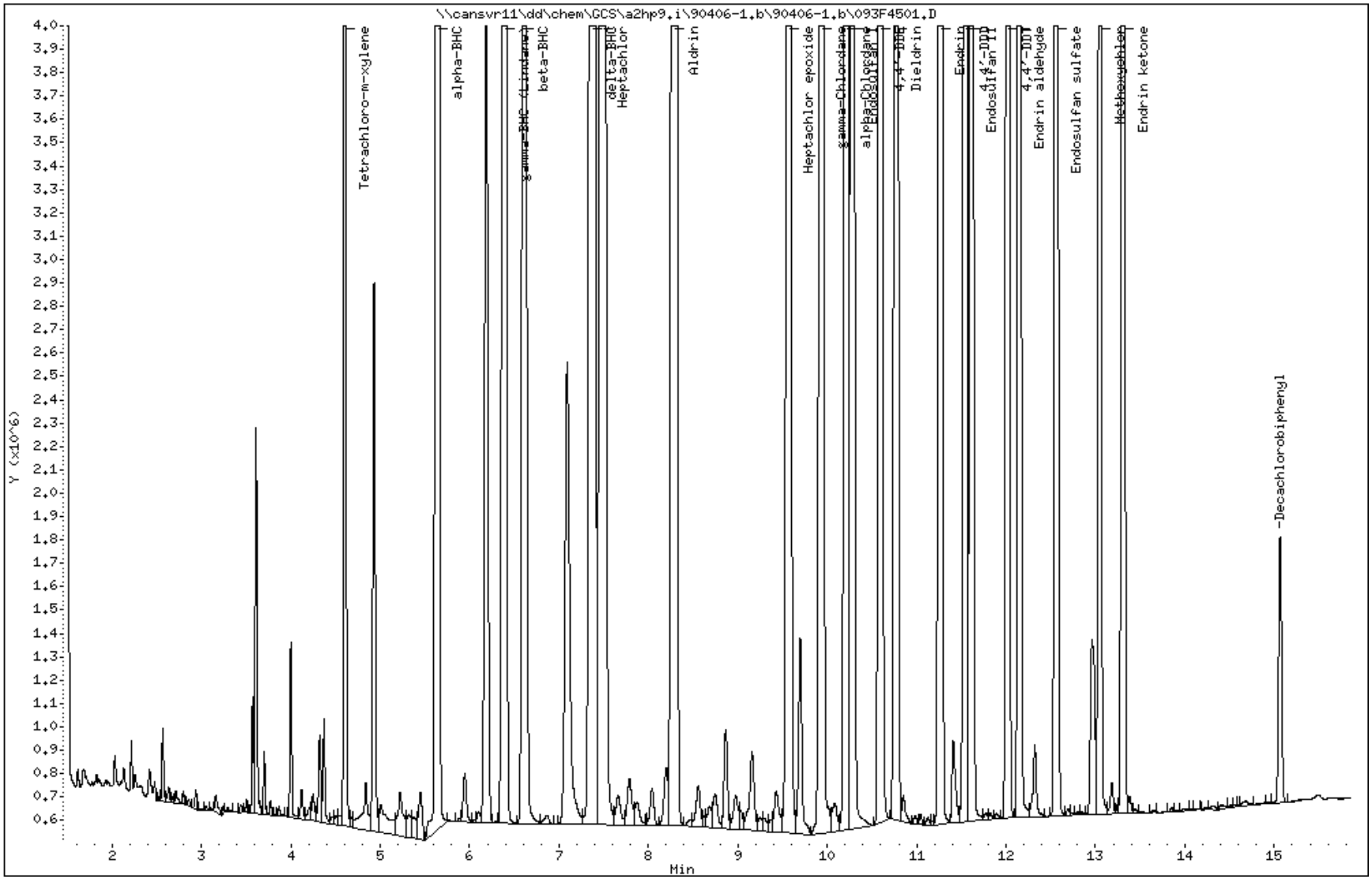

COMPOUNDS and EXP. RT REPORT

Operator: 093905 Date Acquired: 08-APR-2009 02:41
Data File: //cansvr11/dd/chem/GCS/a2hp9.i/90406-1.b/90406-1.b/093F4501.D
Lab Sample ID: K9D231AC
Misc. Info:
Instrument: a2hp9.i
Method: \\cansvr11\dd\chem\GCS\a2hp9.i\90406-1.b\PEST9.m\PEST9r.m
Dilution Factor: 2

Compound	RT	Area	Amount	Conc
1) Tetrachloro-m-xylene	4.606	10562794	0.017	0.171 ug/L
4) alpha-BHC	5.637	93448508	0.112	1.124 ug/L
5) gamma-BHC (Lindane)	6.388	47944530	0.066	0.659 ug/L
6) beta-BHC	6.612	30462501	0.106	1.063 ug/L
7) delta-BHC	7.371	82549354	0.114	1.140 ug/L
8) Heptachlor	7.488	65189490	0.097	0.966 ug/L
10) Aldrin	8.287	76249166	0.103	1.031 ug/L
12) Heptachlor epoxide	9.568	61147250	0.101	1.012 ug/L
13) gamma-Chlordane	9.933	63664902	0.104	1.038 ug/L
14) alpha-Chlordane	10.212	60517057	0.102	1.018 ug/L
15) Endosulfan I	10.282	34877630	0.067	0.668 ug/L
16) 4,4'-DDE	10.594	58649863	0.102	1.021 ug/L
17) Dieldrin	10.770	52863085	0.096	0.961 ug/L
18) Endrin	11.264	49462253	0.103	1.030 ug/L
21) 4,4'-DDD	11.543	40903322	0.108	1.076 ug/L
22) Endosulfan II	11.614	32246374	0.073	0.728 ug/L
24) 4,4'-DDT	12.017	35978654	0.093	0.927 ug/L
25) Endrin aldehyde	12.149	29293260	0.092	0.921 ug/L
26) Endosulfan sulfate	12.562	37906976	0.101	1.009 ug/L
27) Methoxychlor	13.048	15641787	0.097	0.972 ug/L
29) Endrin ketone	13.307	36220599	0.089	0.887 ug/L
30) Decachlorobiphenyl	15.065	2634130	0.008	0.081 ug/L

TestAmerica North Canton

PESTICIDES 8081/608

Data file : \\cansvr11\dd\chem\GCS\a2hp9.i\90406-1.b\094F4601.D
Lab Smp Id: K9D231AD Client Smp ID: INTRA-LAB CHECK
Inj Date : 08-APR-2009 03:03
Operator : 093905 Inst ID: a2hp9.i
Smp Info : K9D231AD,2
Misc Info :
Comment   :
Method   : \\cansvr11\dd\chem\GCS\a2hp9.i\90406-1.b\PEST9.m
Meth Date : 08-Apr-2009 10:00 vandorenc Quant Type: ESTD
Cal Date : 06-APR-2009 20:44 Cal File: 013F1301.D
Als bottle: 94 QC Sample: METHOD SPIKE
Dil Factor: 2.00000
Integrator: Falcon Compound Sublist: 13-pest.sub
Target Version: 4.14 Sample Matrix: WATER

Concentration Formula: Amt * DF * Vt/Vo/Vi * CpndVariable

Name	Value	Description
DF	2.000	Dilution Factor
Vt	5000.000	Volume of final extract (uL)
Vo	1000.000	Volume of sample extracted (mL)
Vi	1.000	Volume injected
Cpnd Variable		Local Compound Variable

				CONCENTRATIONS ON-COL ng	FINAL ug/L	TARGET RANGE	RATIO	
RT	EXP RT	DLT RT	RESPONSE					
$ 1 Tetrachloro-m-xylene					CAS #: 877-09-8			
3.792	3.793	-0.001	7042807	0.01679	0.1678			
4 alpha-BHC					CAS #: 319-84-6			
4.493	4.494	-0.001	56782822	0.10256	1.026			(M)
5 gamma-BHC (Lindane)					CAS #: 58-89-9			
4.913	4.915	-0.002	46732807	0.09232	0.9232			(M)
6 beta-BHC					CAS #: 319-85-7			
5.059	5.061	-0.002	19913372	0.09601	0.9601			(M)
7 delta-BHC					CAS #: 319-86-8			
5.310	5.308	0.002	30768619	0.06030	0.6030			(M)
8 Heptachlor					CAS #: 76-44-8			
5.634	5.635	-0.001	37376992	0.07938	0.7938			(M)
10 Aldrin					CAS #: 309-00-2			

```
6.162    6.163   -0.001        49947042 0.09561   0.9561                      (M)
--------------------------------------------------------------------------------
```

RT	EXP RT	DLT RT	RESPONSE	CONCENTRATIONS ON-COL (ng)	FINAL (ug/L)	TARGET RANGE	RATIO
12 Heptachlor epoxide						CAS #: 1024-57-3	
7.600	7.601	-0.001	42374161	0.09424	0.9424		(M)
13 gamma-Chlordane						CAS #: 5103-74-2	
7.908	7.906	0.002	44233186	0.09646	0.9646		(M)
14 alpha-Chlordane						CAS #: 5103-71-9	
8.222	8.221	0.001	44098700	0.09457	0.9457		
15 Endosulfan I						CAS #: 959-98-8	
8.478	8.477	0.001	26375849	0.06291	0.6291		
16 4,4'-DDE						CAS #: 72-55-9	
8.551	8.551	0.000	45446023	0.09606	0.9606		
17 Dieldrin						CAS #: 60-57-1	
8.991	8.991	0.000	44089096	0.09510	0.9510		
18 Endrin						CAS #: 72-20-8	
9.413	9.416	-0.003	30146905	0.07375	0.7375		
20 4,4'-DDD						CAS #: 72-54-8	
9.729	9.732	-0.003	31927490	0.10364	1.036		
22 Endosulfan II						CAS #: 33213-65-9	
9.837	9.837	0.000	27068113	0.06523	0.6523		
23 4,4'-DDT						CAS #: 50-29-3	
10.219	10.221	-0.002	26385759	0.07588	0.7588		
25 Endrin aldehyde						CAS #: 7421-93-4	
10.588	10.590	-0.002	24482930	0.07640	0.7640		
27 Methoxychlor						CAS #: 72-43-5	
11.118	11.119	-0.001	11966967	0.07313	0.7313		
28 Endosulfan sulfate						CAS #: 1031-07-8	
11.288	11.289	-0.001	32585125	0.08944	0.8944		
29 Endrin ketone						CAS #: 53494-70-5	
11.681	11.682	-0.001	29373441	0.07381	0.7381		
$ 30 Decachlorobiphenyl						CAS #: 2051-24-3	
13.238	13.238	0.000	3140686	0.00936	0.09364		

QC Flag Legend

M - Compound response manually integrated.

Data File: \\cansvr11\dd\chem\GCS\a2hp9.i\90406-1.b\094F4601.D

Date : 08-APR-2009 03:03

Client ID: INTRA-LAB CHECK

Instrument: a2hp9.i

Sample Info: K9D231AD,2

Volume Injected (uL): 1.0

Operator: 093905

Column phase: clp pesticides I

Column diameter: 0.53

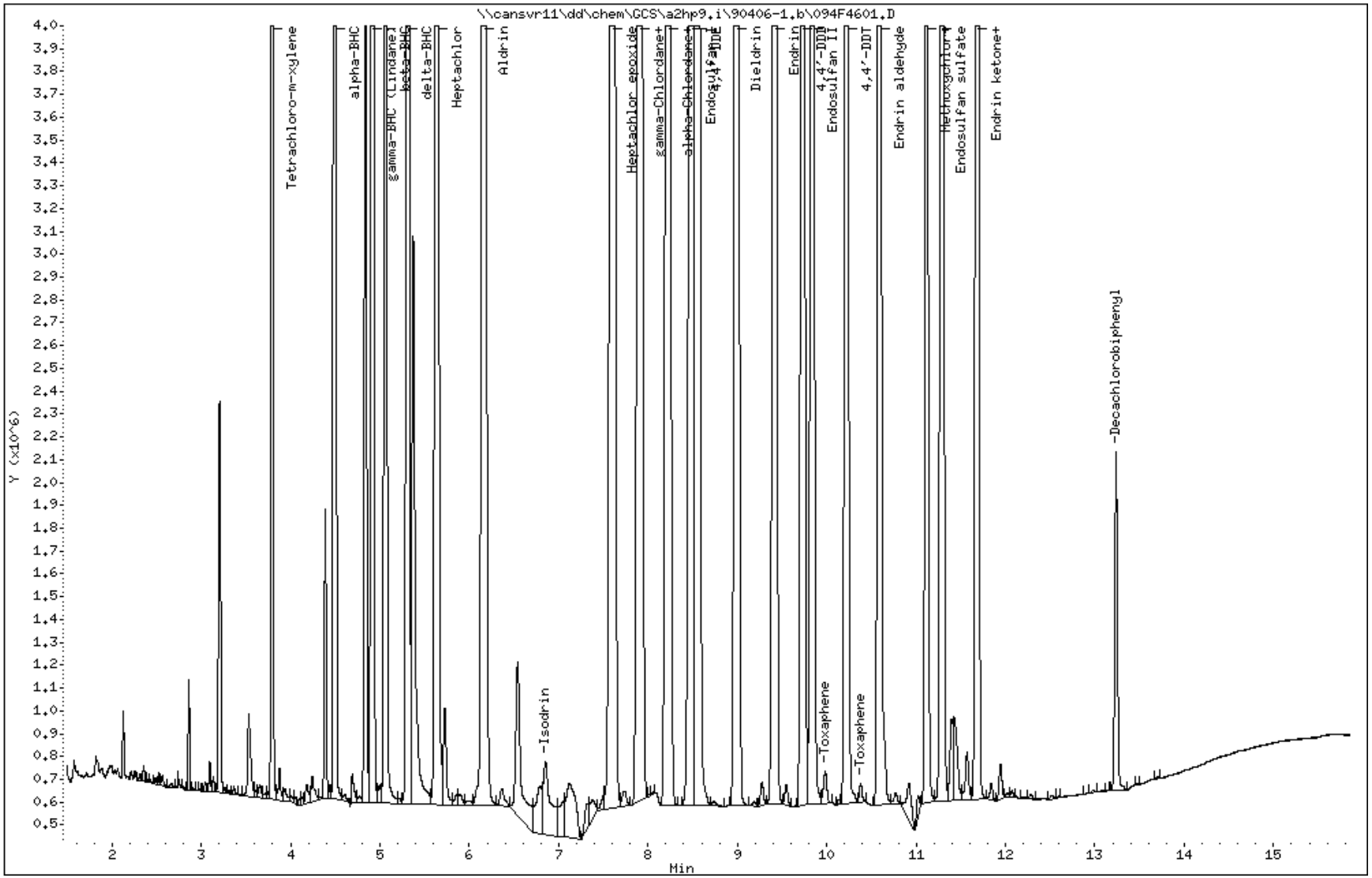

COMPOUNDS and EXP. RT REPORT

Operator: 093905 Date Acquired: 08-APR-2009 03:03
Data File: //cansvr11/dd/chem/GCS/a2hp9.i/90406-1.b/094F4601.D
Lab Sample ID: K9D231AD
Misc. Info:
Instrument: a2hp9.i
Method: \\cansvr11\dd\chem\GCS\a2hp9.i\90406-1.b\PEST9.m
Dilution Factor: 2

Compound	RT	Area	Amount	Conc
1) Tetrachloro-m-xylene	3.792	7042807	0.017	0.168 ug/L
4) alpha-BHC	4.494	56782822	0.103	1.026 ug/L
5) gamma-BHC (Lindane)	4.914	46732807	0.092	0.923 ug/L
6) beta-BHC	5.060	19913372	0.096	0.960 ug/L
7) delta-BHC	5.311	30768619	0.060	0.603 ug/L
8) Heptachlor	5.635	37376992	0.079	0.794 ug/L
10) Aldrin	6.162	49947042	0.096	0.956 ug/L
12) Heptachlor epoxide	7.601	42374161	0.094	0.942 ug/L
13) gamma-Chlordane	7.908	44233186	0.096	0.965 ug/L
14) alpha-Chlordane	8.222	44098700	0.095	0.946 ug/L
15) Endosulfan I	8.479	26375849	0.063	0.629 ug/L
16) 4,4'-DDE	8.551	45446023	0.096	0.961 ug/L
17) Dieldrin	8.991	44089096	0.095	0.951 ug/L
18) Endrin	9.414	30146905	0.074	0.738 ug/L
20) 4,4'-DDD	9.730	31927490	0.104	1.036 ug/L
22) Endosulfan II	9.837	27068113	0.065	0.652 ug/L
23) 4,4'-DDT	10.220	26385759	0.076	0.759 ug/L
25) Endrin aldehyde	10.589	24482930	0.076	0.764 ug/L
27) Methoxychlor	11.118	11966967	0.073	0.731 ug/L
28) Endosulfan sulfate	11.288	32585125	0.089	0.894 ug/L
29) Endrin ketone	11.681	29373441	0.074	0.738 ug/L
30) Decachlorobiphenyl	13.238	3140686	0.009	0.094 ug/L

Data File Name: 094F4601.D
Inj. Date and Time: 08-APR-2009 03:03
Instrument ID: a2hp9.i
Client ID: INTRA-LAB CHECK
Compound Name: alpha-BHC
CAS #: 319-84-6
Report Date: 04/09/2009

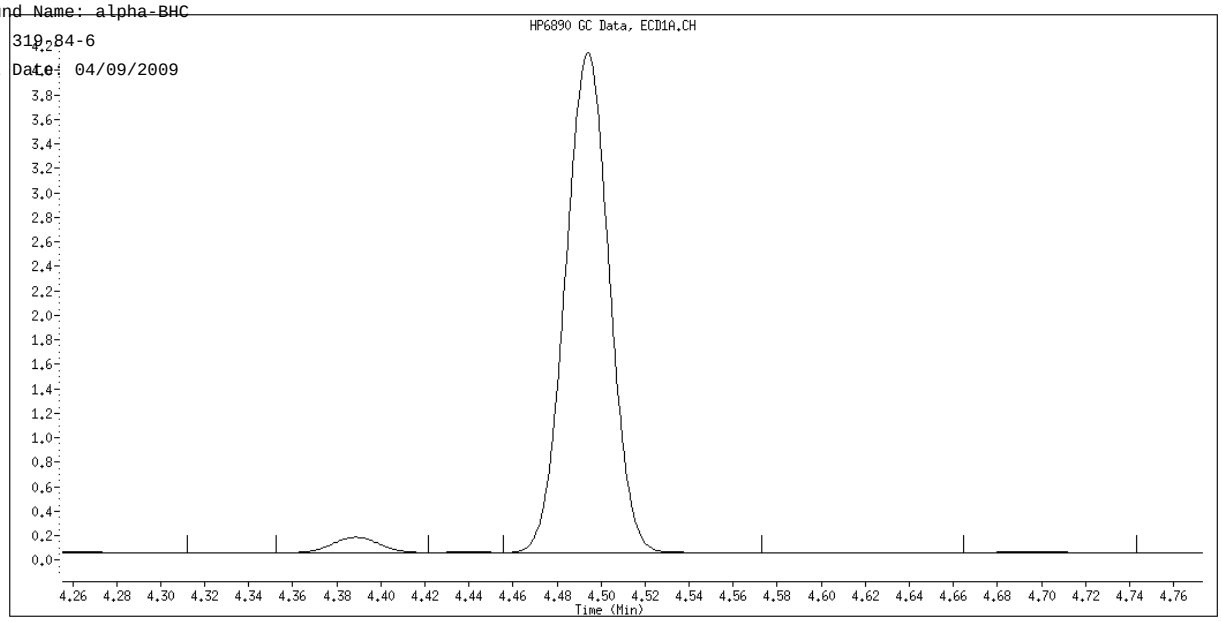

Original Integration

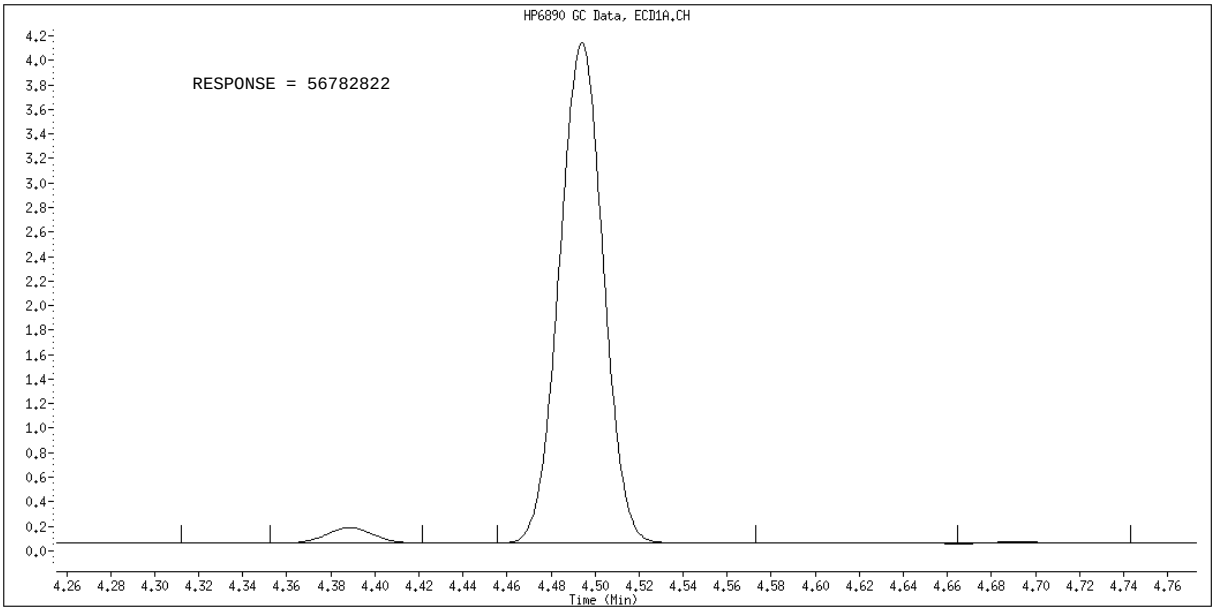

Manual Integration

Manually Integrated By: vandorenc
Manual Integration Reason: Baseline Event

Data File Name: 094F4601.D
Inj. Date and Time: 08-APR-2009 03:03
Instrument ID: a2hp9.i
Client ID: INTRA-LAB CHECK
Compound Name: gamma-BHC (Lindane)
CAS #: 58-89-9
Report Date: 04/09/2009

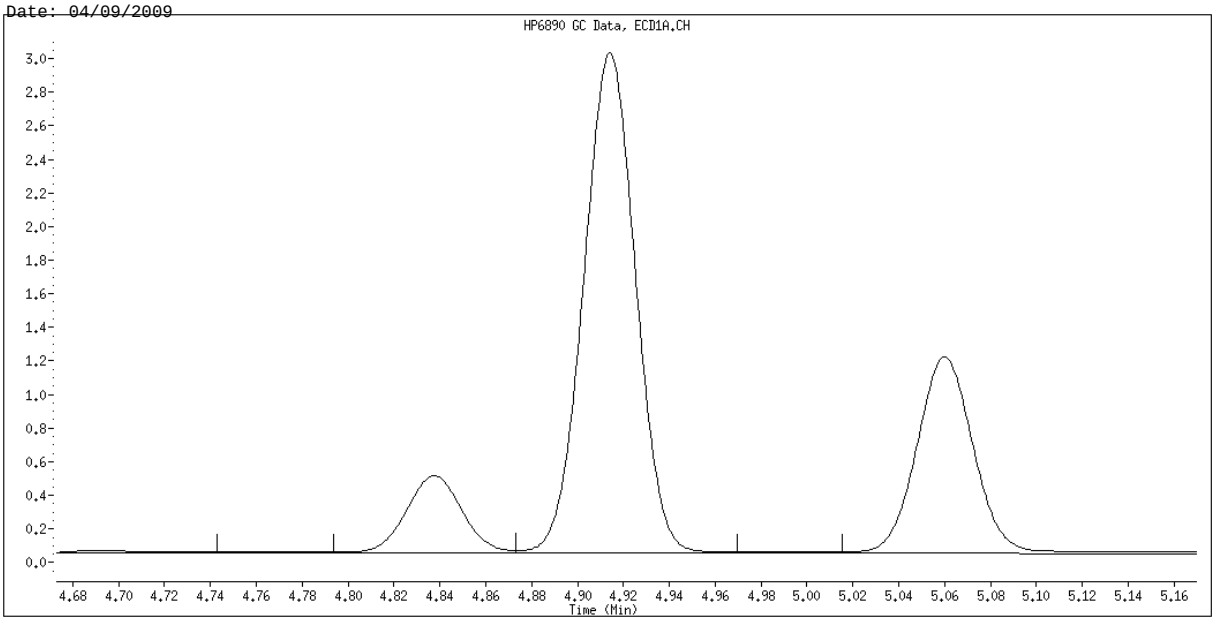

Original Integration

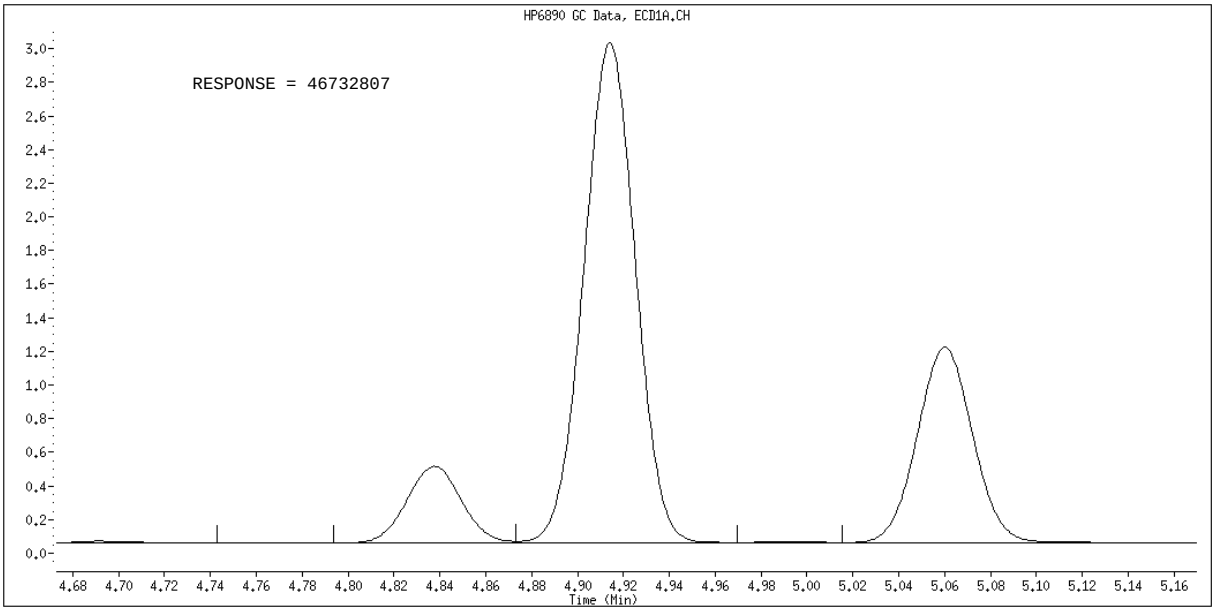

Manual Integration

Manually Integrated By: vandorenc
Manual Integration Reason: Baseline Event

Data File Name: 094F4601.D
Inj. Date and Time: 08-APR-2009 03:03
Instrument ID: a2hp9.i
Client ID: INTRA-LAB CHECK
Compound Name: beta-BHC
CAS #: 319-85-7
Report Date: 04/09/2009

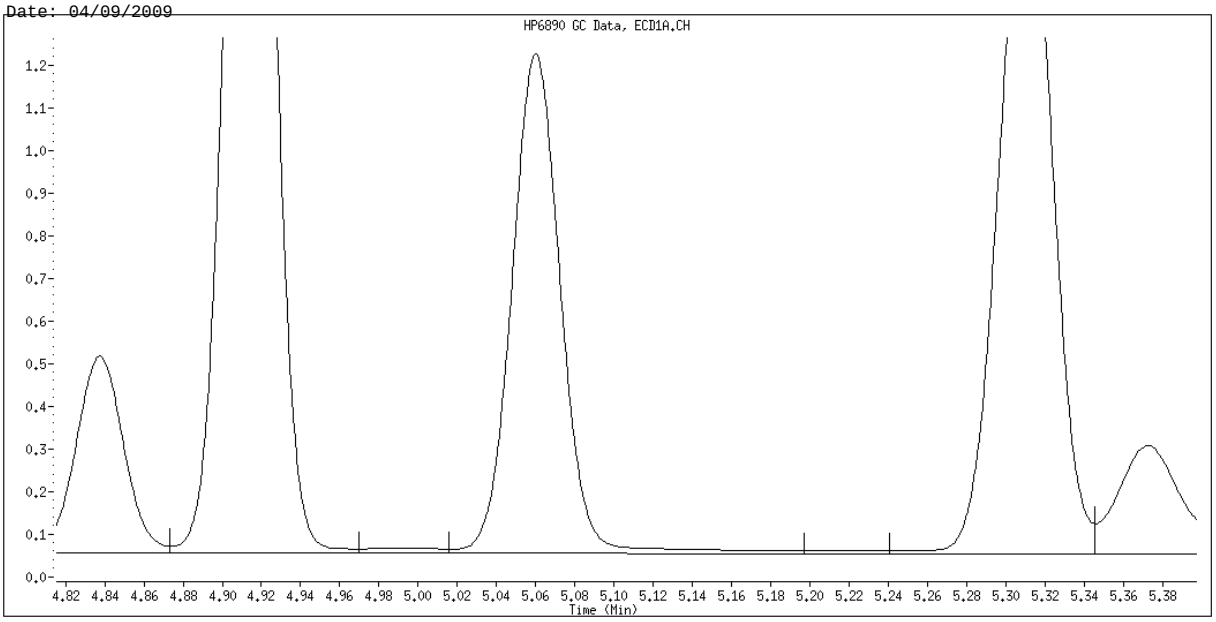

Original Integration

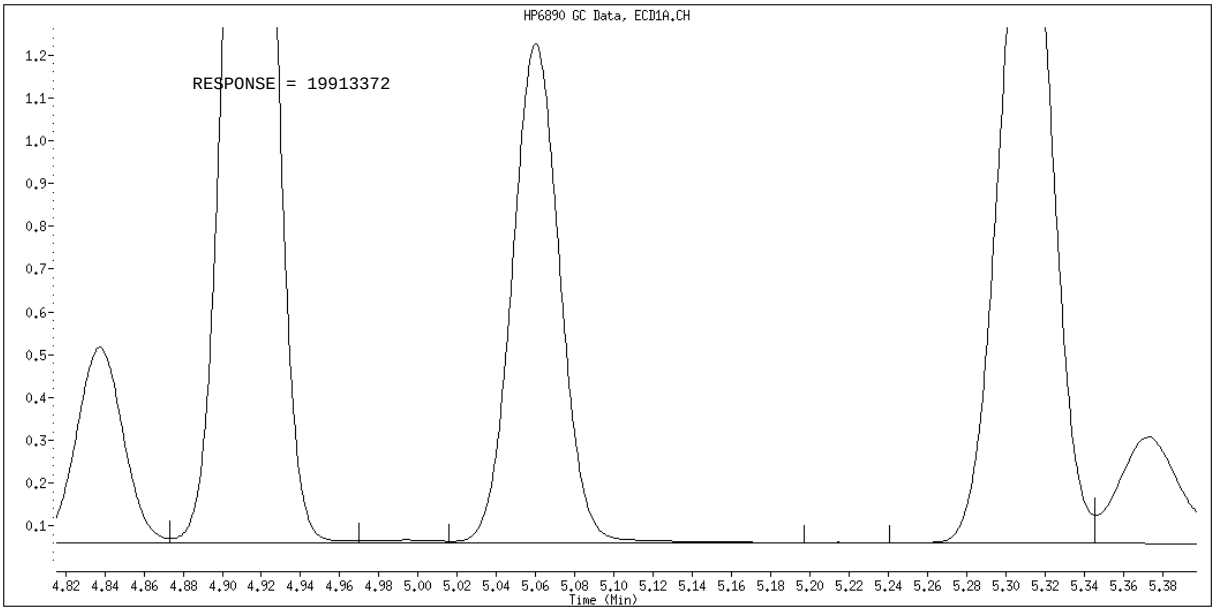

Manual Integration

Manually Integrated By: vandorenc
Manual Integration Reason: Baseline Event

Data File Name: 094F4601.D
Inj. Date and Time: 08-APR-2009 03:03
Instrument ID: a2hp9.i
Client ID: INTRA-LAB CHECK
Compound Name: delta-BHC
CAS #: 319-86-8
Report Date: 04/09/2009

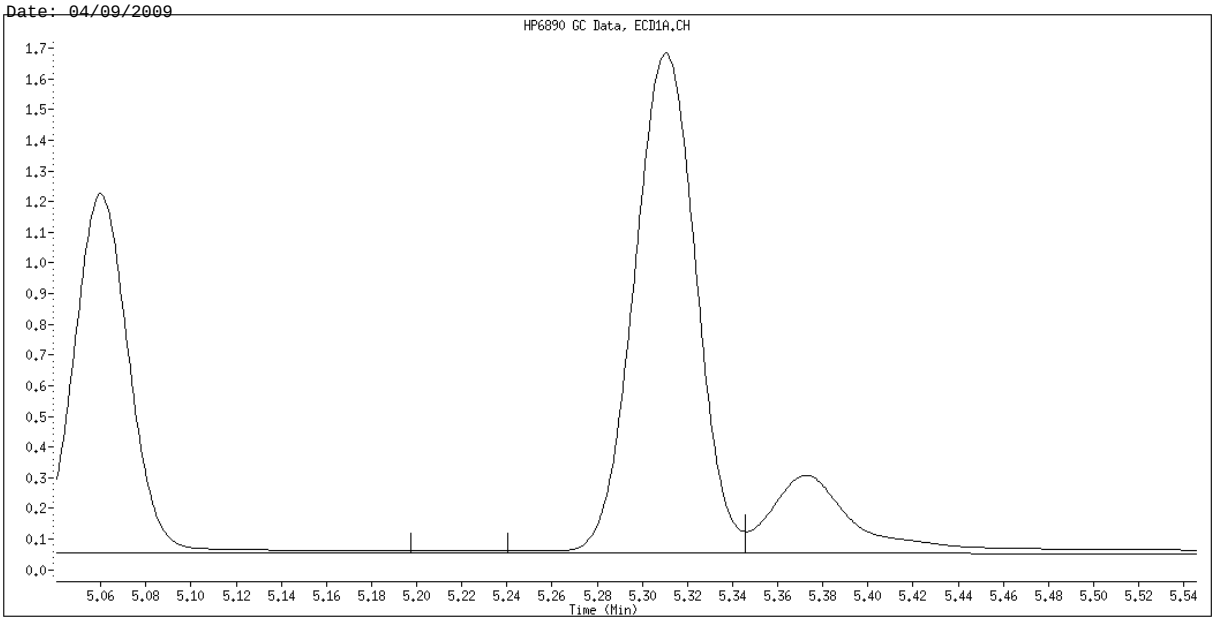

Original Integration

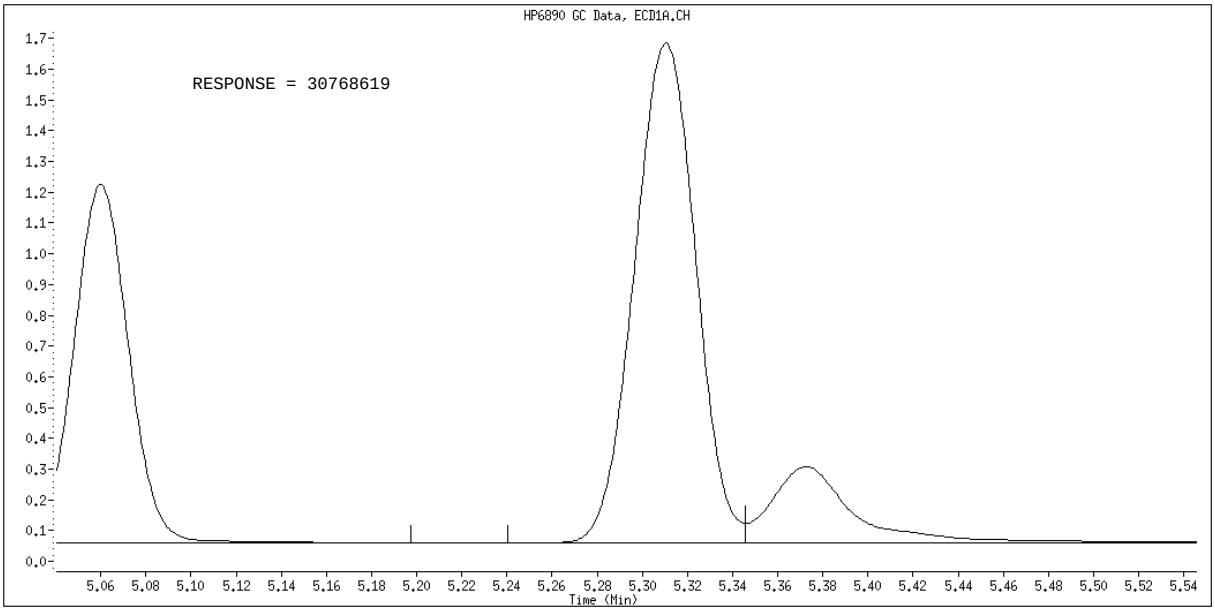

Manual Integration

Manually Integrated By: vandorenc
Manual Integration Reason: Baseline Event

Data File Name: 094F4601.D
Inj. Date and Time: 08-APR-2009 03:03
Instrument ID: a2hp9.i
Client ID: INTRA-LAB CHECK
Compound Name: Heptachlor
CAS #: 76-44-8
Report Date: 04/09/2009

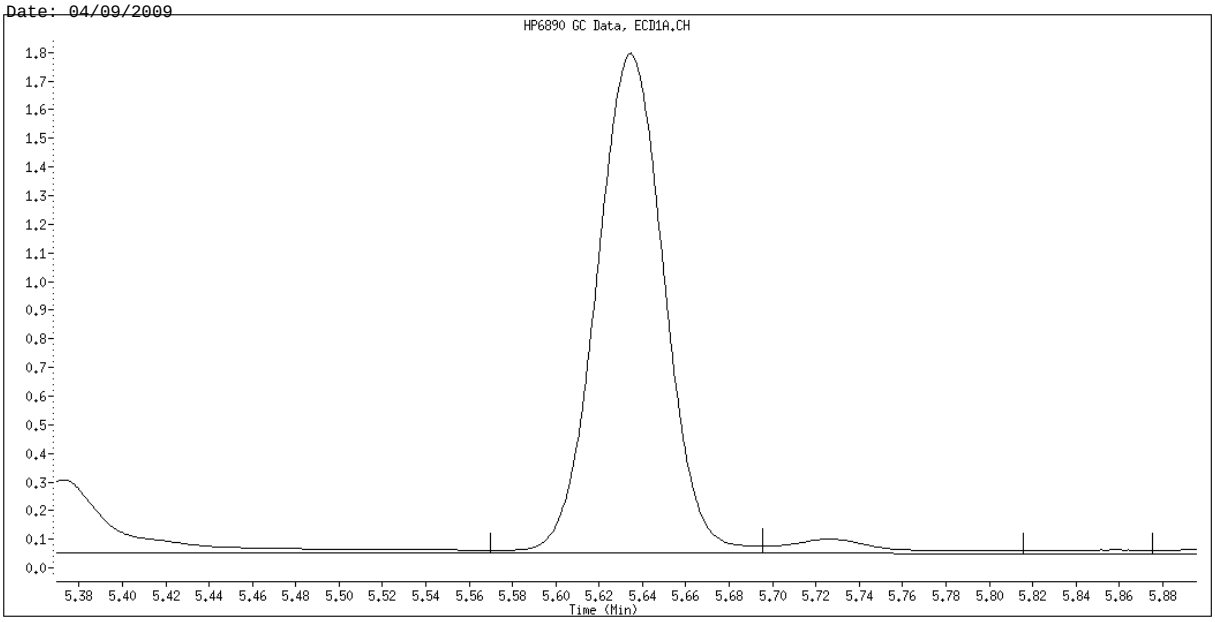

Original Integration

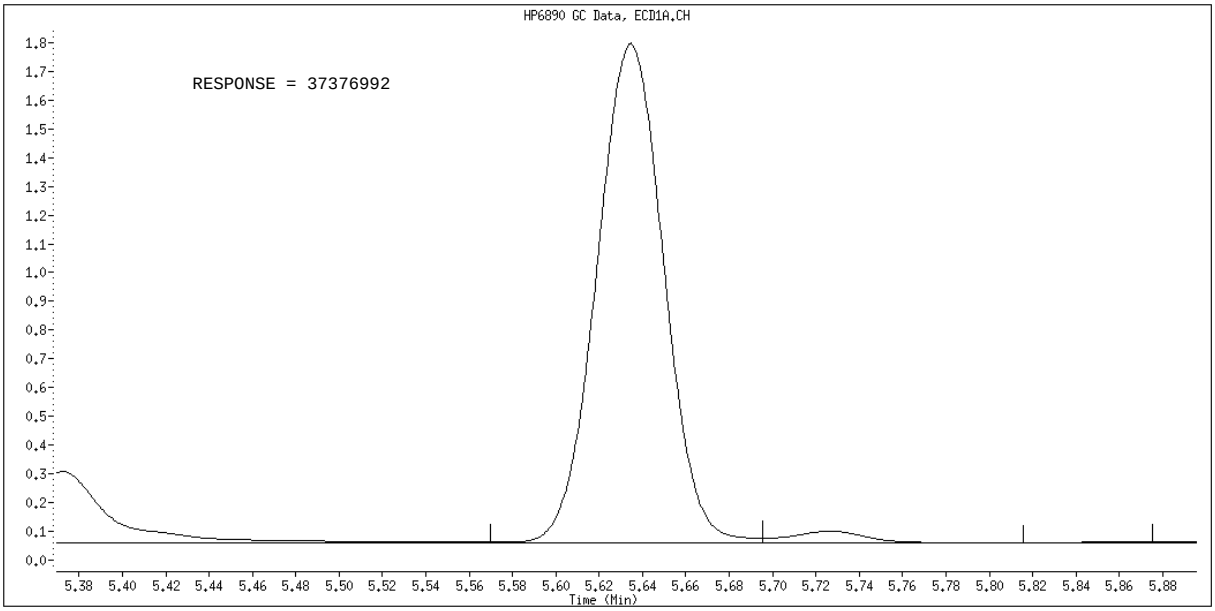

Manual Integration

Manually Integrated By: vandorenc
Manual Integration Reason: Baseline Event

Data File Name: 094F4601.D
Inj. Date and Time: 08-APR-2009 03:03
Instrument ID: a2hp9.i
Client ID: INTRA-LAB CHECK
Compound Name: Aldrin
CAS #: 309-00-2
Report Date: 04/09/2009

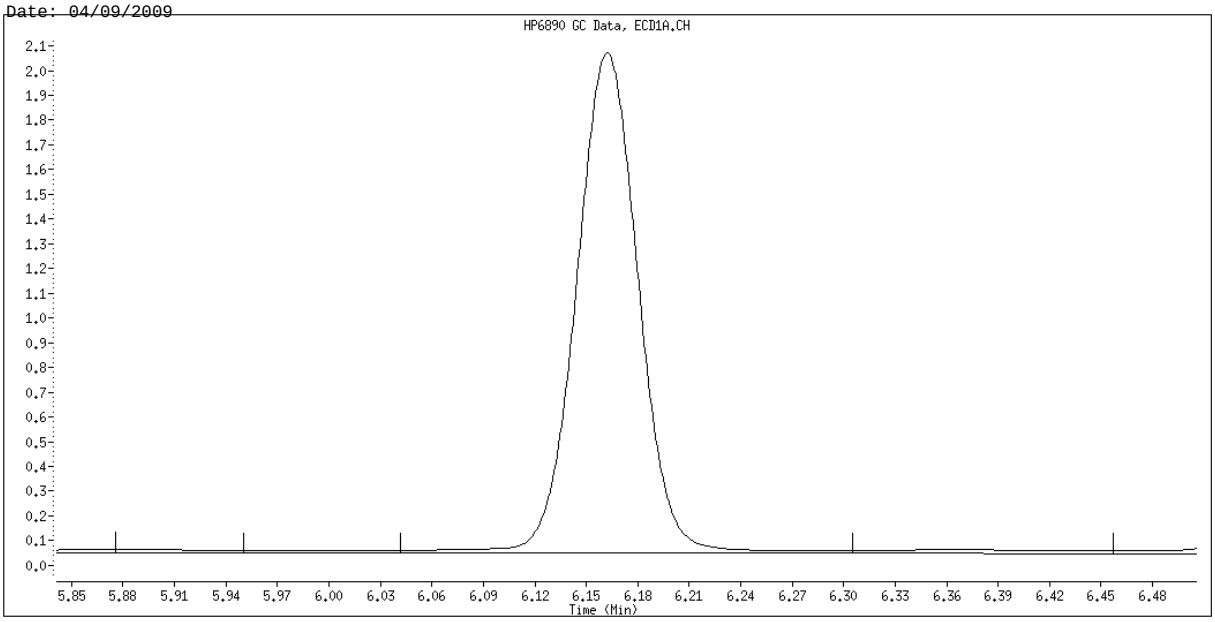

Original Integration

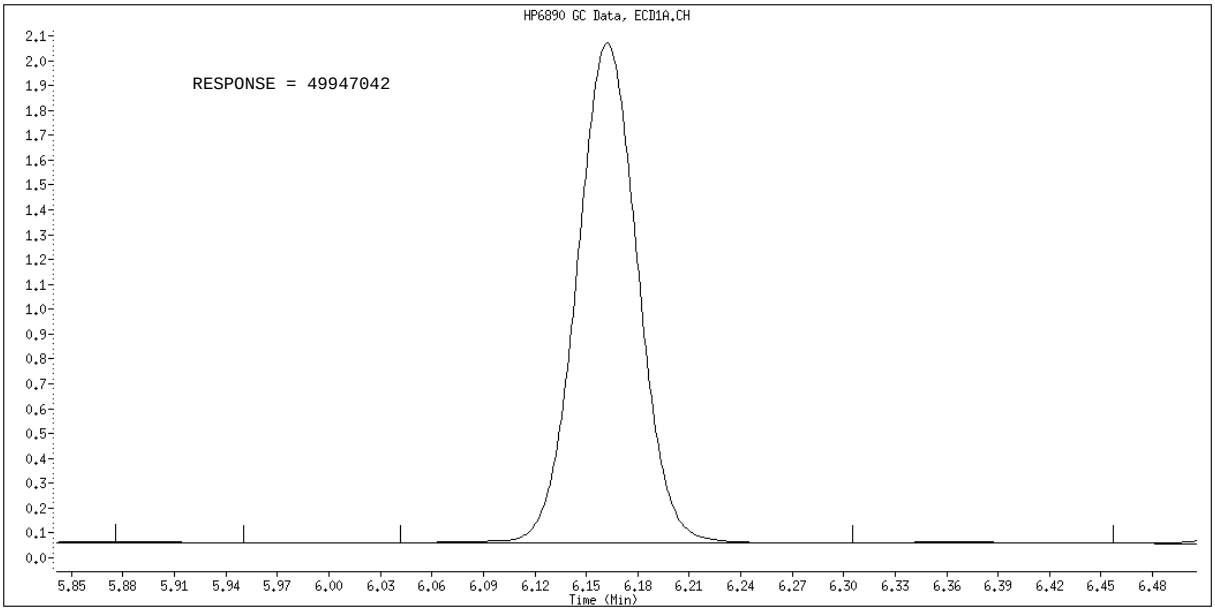

Manual Integration

Manually Integrated By: vandorenc
Manual Integration Reason: Baseline Event

Data File Name: 094F4601.D
Inj. Date and Time: 08-APR-2009 03:03
Instrument ID: a2hp9.i
Client ID: INTRA-LAB CHECK
Compound Name: Heptachlor epoxide
CAS #: 1024-57-3
Report Date: 04/09/2009

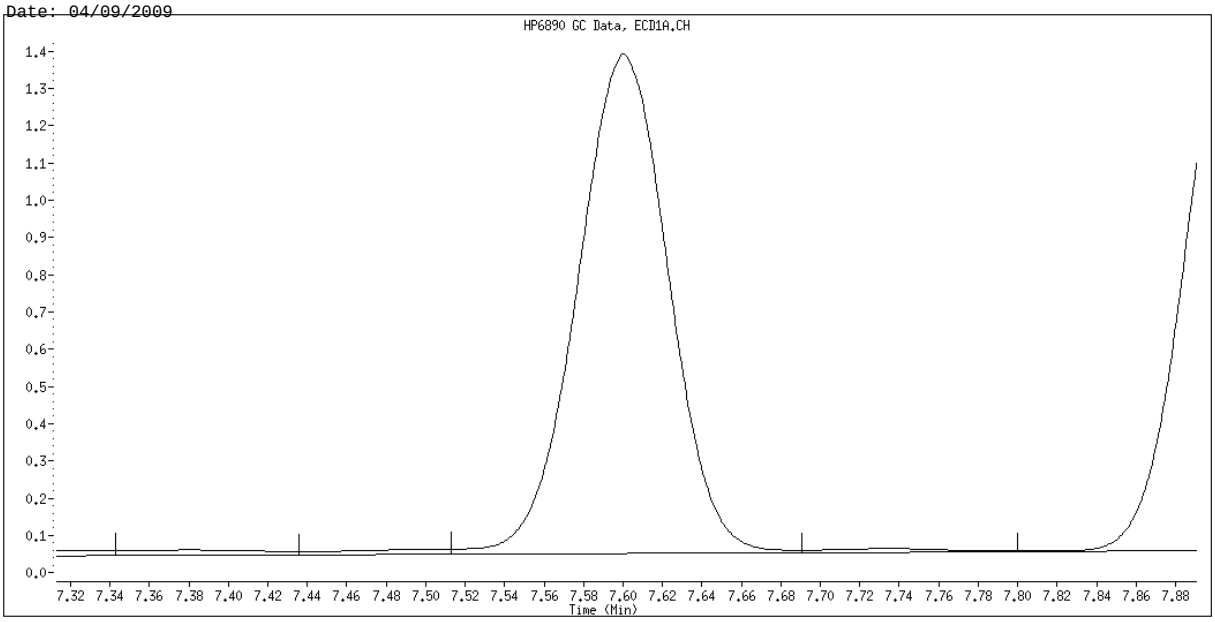

Original Integration

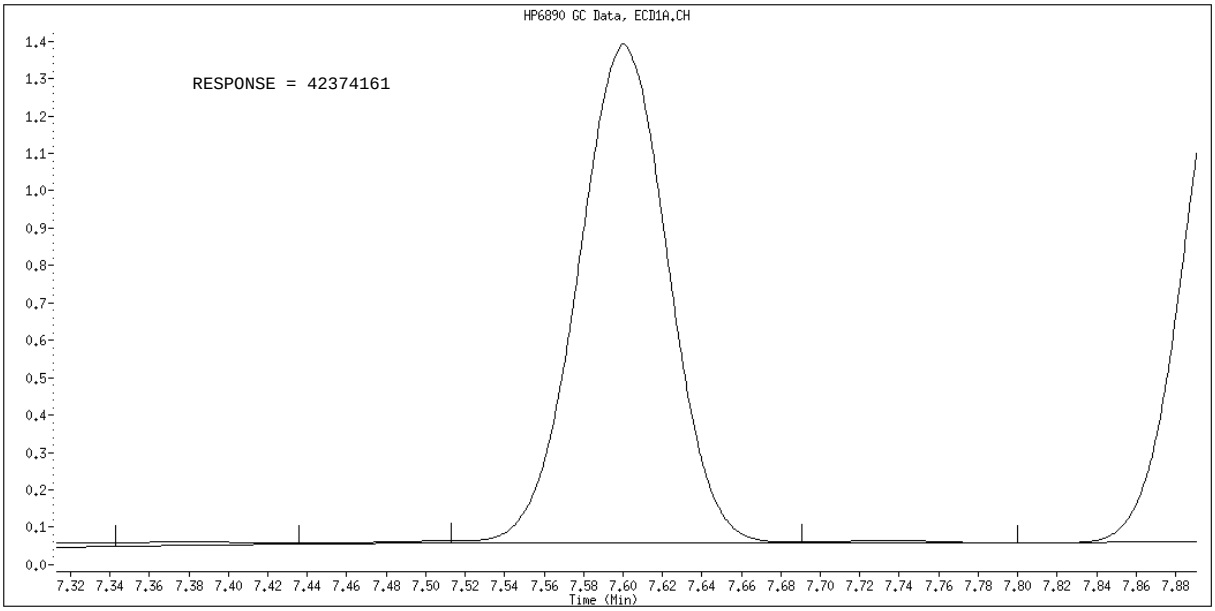

Manual Integration

Manually Integrated By: vandorenc
Manual Integration Reason: Baseline Event

Data File Name: 094F4601.D
Inj. Date and Time: 08-APR-2009 03:03
Instrument ID: a2hp9.i
Client ID: INTRA-LAB CHECK
Compound Name: gamma-Chlordane
CAS #: 5103-74-2
Report Date: 04/09/2009

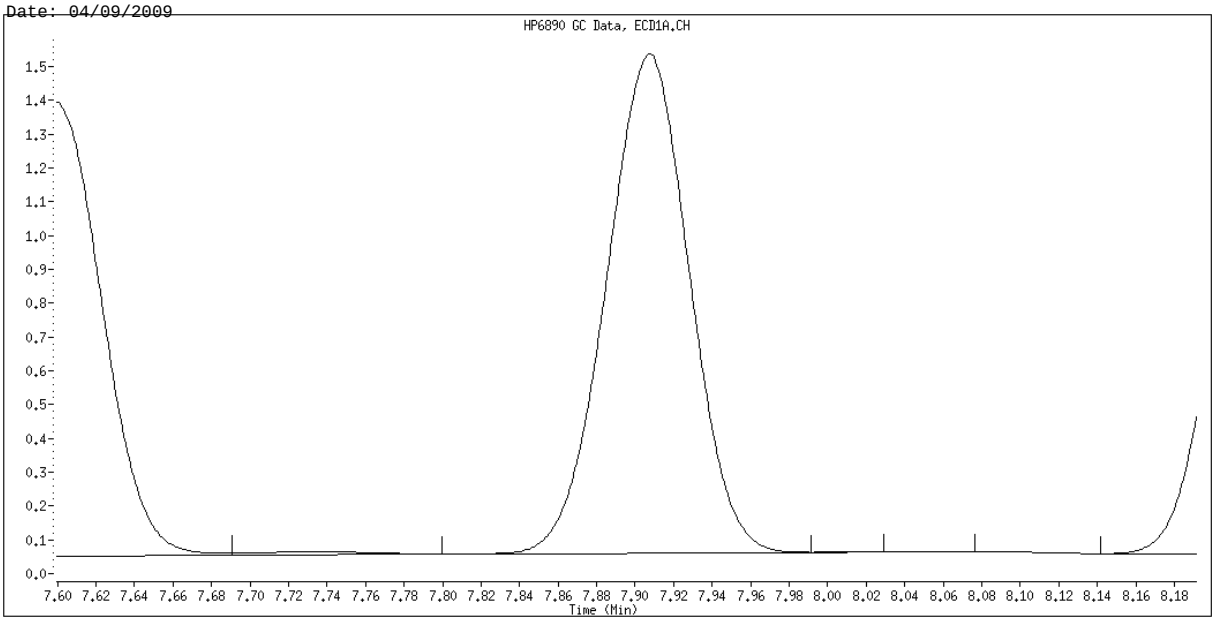

Original Integration

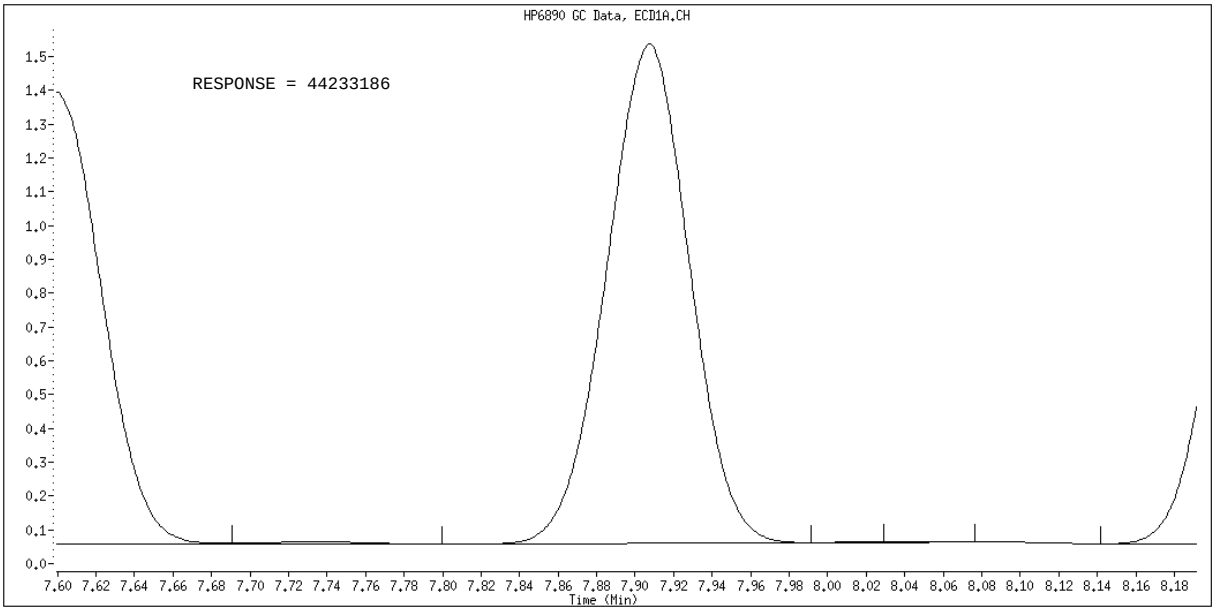

Manual Integration

Manually Integrated By: vandorenc
Manual Integration Reason: Baseline Event

TestAmerica North Canton

PESTICIDES 8081/608

Data file : \\cansvr11\dd\chem\GCS\a2hp9.i\90406-1.b\90406-1.b\094F4601.D
Lab Smp Id: K9D231AD Client Smp ID: INTRA-LAB CHECK
Inj Date : 08-APR-2009 03:03
Operator : 093905 Inst ID: a2hp9.i
Smp Info : K9D231AD,2
Misc Info :
Comment :
Method : \\cansvr11\dd\chem\GCS\a2hp9.i\90406-1.b\PEST9.m\PEST9r.m
Meth Date : 08-Apr-2009 06:29 vandorenc Quant Type: ESTD
Cal Date : 06-APR-2009 20:44 Cal File: 013F1301.D
Als bottle: 94 QC Sample: METHOD SPIKE
Dil Factor: 2.00000
Integrator: Falcon Compound Sublist: 13-pest.sub
Target Version: 4.14 Sample Matrix: WATER
Processing Host: CANPGCSV23

Concentration Formula: Amt * DF * Vt/Vo/Vi * CpndVariable

Name	Value	Description
DF	2.000	Dilution Factor
Vt	5000.000	Volume of final extract (uL)
Vo	1000.000	Volume of sample extracted (mL)
Vi	1.000	Volume injected
Cpnd Variable		Local Compound Variable

RT	EXP RT	DLT RT	RESPONSE	CONCENTRATIONS ON-COL (ng)	FINAL (ug/L)	TARGET RANGE	RATIO	
$ 1 Tetrachloro-m-xylene						CAS #: 877-09-8		
4.604	4.605	-0.001	10428364	0.01692	0.1692			
4 alpha-BHC						CAS #: 319-84-6		
5.637	5.637	0.000	90574966	0.10897	1.090			
5 gamma-BHC (Lindane)						CAS #: 58-89-9		
6.388	6.382	0.006	43142890	0.05931	0.5931			(R)
6 beta-BHC						CAS #: 319-85-7		
6.611	6.611	0.000	11549826	0.10224	1.022			
7 delta-BHC						CAS #: 319-86-8		
7.371	7.369	0.002	26954192	0.11064	1.106			
8 Heptachlor						CAS #: 76-44-8		
7.487	7.487	0.000	17350428	0.08249	0.8249			

```
   10 Aldrin                                      CAS #: 309-00-2
8.287    8.286    0.001        74164956 0.10027    1.003
--------------------------------------------------------------------------------
```

RT	EXP RT	DLT RT	RESPONSE	CONCENTRATIONS ON-COL (ng)	CONCENTRATIONS FINAL (ug/L)	TARGET RANGE	RATIO
12 Heptachlor epoxide						CAS #: 1024-57-3	
9.568	9.567	0.001	59946796	0.09919	0.9919		
13 gamma-Chlordane						CAS #: 5103-74-2	
9.933	9.932	0.001	62307999	0.10160	1.016		
14 alpha-Chlordane						CAS #: 5103-71-9	
10.212	10.211	0.001	59616899	0.10027	1.003		
15 Endosulfan I						CAS #: 959-98-8	
10.283	10.281	0.002	14881020	0.06607	0.6606		
16 4,4'-DDE						CAS #: 72-55-9	
10.594	10.594	0.000	57936630	0.10083	1.008		
17 Dieldrin						CAS #: 60-57-1	
10.770	10.769	0.001	23745204	0.09140	0.9140		
18 Endrin						CAS #: 72-20-8	
11.263	11.264	-0.001	22504085	0.09960	0.9960		
21 4,4'-DDD						CAS #: 72-54-8	
11.543	11.543	0.000	39525664	0.10394	1.039		
22 Endosulfan II						CAS #: 33213-65-9	
11.614	11.615	-0.001	15185812	0.07103	0.7103		
24 4,4'-DDT						CAS #: 50-29-3	
12.017	12.017	0.000	29794536	0.07680	0.7680		
25 Endrin aldehyde						CAS #: 7421-93-4	
12.149	12.151	-0.002	12955489	0.07983	0.7983		
26 Endosulfan sulfate						CAS #: 1031-07-8	
12.562	12.561	0.001	18560397	0.09532	0.9532		
27 Methoxychlor						CAS #: 72-43-5	
13.048	13.049	-0.001	6854102	0.08102	0.8102		
29 Endrin ketone						CAS #: 53494-70-5	
13.308	13.307	0.001	16169067	0.07550	0.7550		
$ 30 Decachlorobiphenyl						CAS #: 2051-24-3	
15.064	15.065	-0.001	1242083	0.00879	0.08788		

QC Flag Legend

R - Spike/Surrogate failed recovery limits.

Data File: \\cansvr11\dd\chem\GCS\a2hp9.i\90406-1.b\90406-1.b\094F4601.D

Page 1

Date : 08-APR-2009 03:03

Client ID: INTRA-LAB CHECK

Instrument: a2hp9.i

Sample Info: K9D231AD,2

Volume Injected (uL): 1.0

Operator: 093905

Column phase: clp pesticides II

Column diameter: 0.53

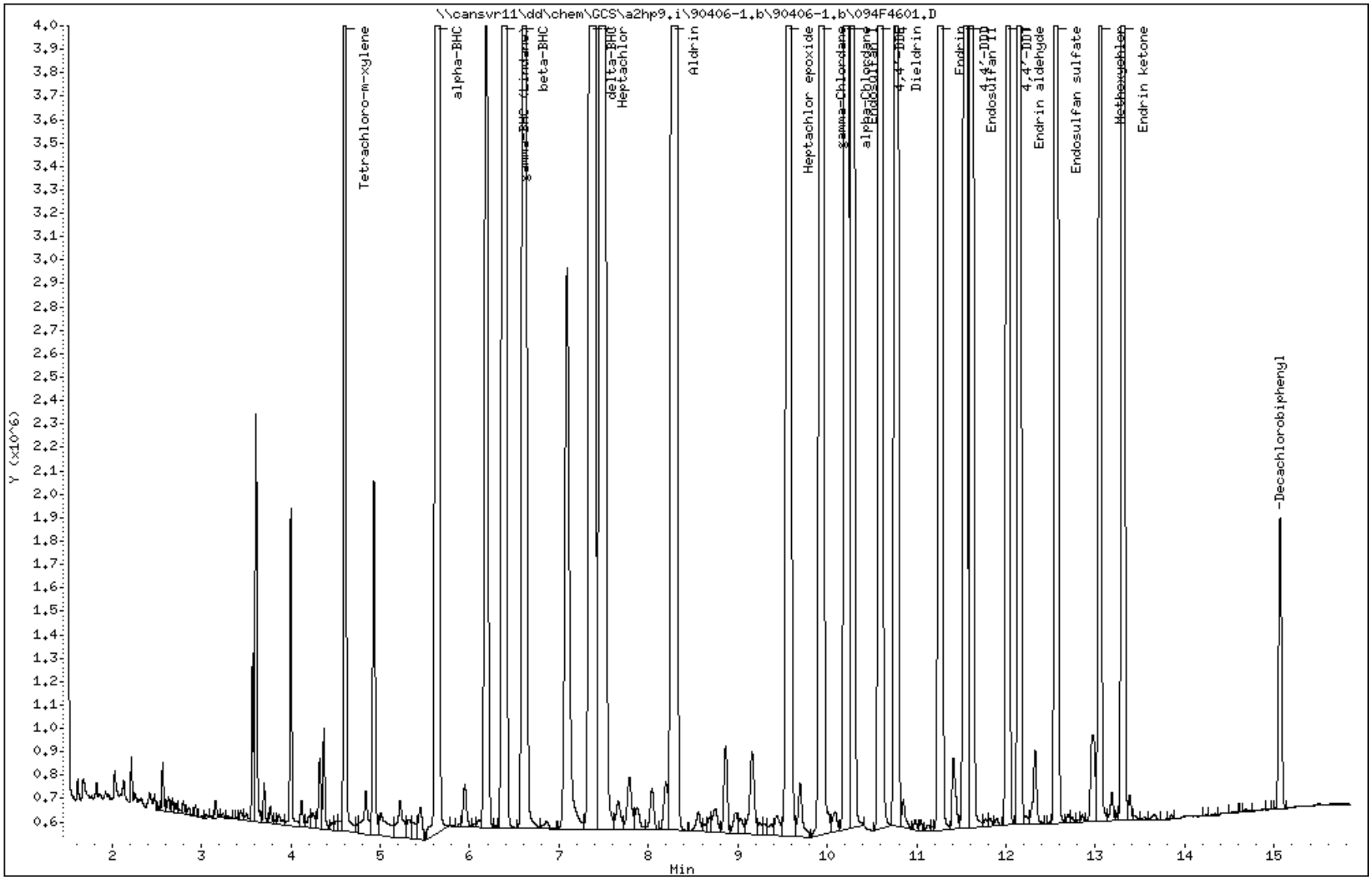

COMPOUNDS and EXP. RT REPORT

Operator: 093905 Date Acquired: 08-APR-2009 03:03
Data File: //cansvr11/dd/chem/GCS/a2hp9.i/90406-1.b/90406-1.b/094F4601.D
Lab Sample ID: K9D231AD
Misc. Info:
Instrument: a2hp9.i
Method: \\cansvr11\dd\chem\GCS\a2hp9.i\90406-1.b\PEST9.m\PEST9r.m
Dilution Factor: 2

Compound	RT	Area	Amount	Conc
1) Tetrachloro-m-xylene	4.605	10428364	0.017	0.169 ug/L
4) alpha-BHC	5.637	90574966	0.109	1.090 ug/L
5) gamma-BHC (Lindane)	6.388	43142890	0.059	0.593 ug/L
6) beta-BHC	6.611	29380426	0.102	1.022 ug/L
7) delta-BHC	7.371	79688012	0.111	1.106 ug/L
8) Heptachlor	7.487	55457538	0.082	0.825 ug/L
10) Aldrin	8.287	74164956	0.100	1.003 ug/L
12) Heptachlor epoxide	9.568	59946796	0.099	0.992 ug/L
13) gamma-Chlordane	9.933	62307999	0.102	1.016 ug/L
14) alpha-Chlordane	10.212	59616899	0.100	1.003 ug/L
15) Endosulfan I	10.283	33845936	0.066	0.661 ug/L
16) 4,4'-DDE	10.595	57936630	0.101	1.008 ug/L
17) Dieldrin	10.771	49141215	0.091	0.914 ug/L
18) Endrin	11.264	47563320	0.100	0.996 ug/L
21) 4,4'-DDD	11.544	39525664	0.104	1.039 ug/L
22) Endosulfan II	11.615	31361950	0.071	0.710 ug/L
24) 4,4'-DDT	12.017	29794536	0.077	0.768 ug/L
25) Endrin aldehyde	12.150	25051673	0.080	0.798 ug/L
26) Endosulfan sulfate	12.562	36035521	0.095	0.953 ug/L
27) Methoxychlor	13.048	13022326	0.081	0.810 ug/L
29) Endrin ketone	13.308	30935298	0.075	0.755 ug/L
30) Decachlorobiphenyl	15.065	2843492	0.009	0.088 ug/L

LABORATORY CONTROL SAMPLE EVALUATION REPORT

GC Semivolatiles

Client Lot #...: A9C310174 **Work Order #...:** K9D291AC **Matrix.....:** SOLID
LCS Lot-Sample#: A9D010000-042
Prep Date.....: 04/01/09 **Analysis Date..:** 04/16/09
Prep Batch #...: 9091042
Dilution Factor: 1 **Final Wgt/Vol..:** 10 mL
Initial Wgt/Vol: 30 g

PARAMETER	PERCENT RECOVERY	RECOVERY LIMITS	METHOD
alpha-BHC	**91**	**(50 - 120)**	**SW846 8081A**
beta-BHC	**89**	**(50 - 124)**	**SW846 8081A**
delta-BHC	**99**	**(50 - 146)**	**SW846 8081A**
gamma-BHC (Lindane)	**93**	**(50 - 129)**	**SW846 8081A**
Heptachlor	**98**	**(58 - 147)**	**SW846 8081A**
Aldrin	**86**	**(55 - 133)**	**SW846 8081A**
Heptachlor epoxide	**94**	**(50 - 130)**	**SW846 8081A**
Endosulfan I	**62**	**(50 - 144)**	**SW846 8081A**
Dieldrin	**94**	**(50 - 126)**	**SW846 8081A**
4,4'-DDE	**92**	**(50 - 120)**	**SW846 8081A**
Endrin	**97**	**(50 - 159)**	**SW846 8081A**
Endosulfan II	**67**	**(50 - 135)**	**SW846 8081A**
4,4'-DDD	**100**	**(50 - 136)**	**SW846 8081A**
Endosulfan sulfate	**98**	**(50 - 160)**	**SW846 8081A**
4,4'-DDT	**109**	**(55 - 160)**	**SW846 8081A**
Methoxychlor	**119**	**(50 - 160)**	**SW846 8081A**
Endrin ketone	**93**	**(50 - 160)**	**SW846 8081A**
Endrin aldehyde	**96**	**(39 - 121)**	**SW846 8081A**
alpha-Chlordane	**93**	**(50 - 120)**	**SW846 8081A**
gamma-Chlordane	**94**	**(50 - 127)**	**SW846 8081A**

SURROGATE	PERCENT RECOVERY	RECOVERY LIMITS
Tetrachloro-m-xylene	124	(50 - 150)
Decachlorobiphenyl	95	(50 - 150)

NOTE(S):

Calculations are performed before rounding to avoid round-off errors in calculated results.

Bold print denotes control parameters

LABORATORY CONTROL SAMPLE DATA REPORT

GC Semivolatiles

Client Lot #...: A9C310174 **Work Order #...:** K9D291AC **Matrix.....:** SOLID
LCS Lot-Sample#: A9D010000-042
Prep Date.....: 04/01/09 **Analysis Date..:** 04/16/09
Prep Batch #...: 9091042
Dilution Factor: 1 **Final Wgt/Vol..:** 10 mL
Initial Wgt/Vol: 30 g

PARAMETER	SPIKE AMOUNT	MEASURED AMOUNT	UNITS	PERCENT RECOVERY	METHOD
alpha-BHC	**33**	**30**	**ug/kg**	**91**	**SW846 8081A**
beta-BHC	**33**	**30**	**ug/kg**	**89**	**SW846 8081A**
delta-BHC	**33**	**33**	**ug/kg**	**99**	**SW846 8081A**
gamma-BHC (Lindane)	**33**	**31**	**ug/kg**	**93**	**SW846 8081A**
Heptachlor	**33**	**33**	**ug/kg**	**98**	**SW846 8081A**
Aldrin	**33**	**29**	**ug/kg**	**86**	**SW846 8081A**
Heptachlor epoxide	**33**	**31**	**ug/kg**	**94**	**SW846 8081A**
Endosulfan I	**33**	**21**	**ug/kg**	**62**	**SW846 8081A**
Dieldrin	**33**	**31**	**ug/kg**	**94**	**SW846 8081A**
4,4'-DDE	**33**	**31**	**ug/kg**	**92**	**SW846 8081A**
Endrin	**33**	**32**	**ug/kg**	**97**	**SW846 8081A**
Endosulfan II	**33**	**22**	**ug/kg**	**67**	**SW846 8081A**
4,4'-DDD	**33**	**33**	**ug/kg**	**100**	**SW846 8081A**
Endosulfan sulfate	**33**	**32**	**ug/kg**	**98**	**SW846 8081A**
4,4'-DDT	**33**	**36**	**ug/kg**	**109**	**SW846 8081A**
Methoxychlor	**33**	**40**	**ug/kg**	**119**	**SW846 8081A**
Endrin ketone	**33**	**31**	**ug/kg**	**93**	**SW846 8081A**
Endrin aldehyde	**33**	**32**	**ug/kg**	**96**	**SW846 8081A**
alpha-Chlordane	**33**	**31**	**ug/kg**	**93**	**SW846 8081A**
gamma-Chlordane	**33**	**31**	**ug/kg**	**94**	**SW846 8081A**

SURROGATE	PERCENT RECOVERY	RECOVERY LIMITS
Tetrachloro-m-xylene	124	(50 - 150)
Decachlorobiphenyl	95	(50 - 150)

NOTE(S):

Calculations are performed before rounding to avoid round-off errors in calculated results.

Bold print denotes control parameters

TestAmerica North Canton

PESTICIDES 8081/608

Data file : \\cansvr11\dd\chem\GCS\a2hp9.i\90415-1.b\039F3901.D
Lab Smp Id: K9D291AC Client Smp ID: INTRA-LAB CHECK
Inj Date : 16-APR-2009 01:47
Operator : 093905 Inst ID: a2hp9.i
Smp Info : K9D291AC
Misc Info : 13-PEST.SUB,SOIL(33.3).SPK
Comment   :
Method   : \\cansvr11\dd\chem\GCS\a2hp9.i\90415-1.b\PEST9.m
Meth Date : 16-Apr-2009 09:08 vandorenc Quant Type: ESTD
Cal Date : 06-APR-2009 20:44 Cal File: 013F1301.D
Als bottle: 39 QC Sample: METHOD SPIKE
Dil Factor: 1.00000
Integrator: Falcon Compound Sublist: 13-PEST.SUB
Target Version: 4.14 Sample Matrix: SOIL

Concentration Formula: Amt * DF * Vt*Vi/Ws * CpndVariable

Name	Value	Description
DF	1.000	Dilution Factor
Vt	10000.000	Volume of final extract
Vi	1.000	volume injected
Ws	30.000	initial volume of sample
Cpnd Variable		Local Compound Variable

RT	EXP RT	DLT RT	RESPONSE	CONCENTRATIONS ON-COL (ng)	FINAL (ug/Kg)	TARGET RANGE	RATIO	
$ 1 Tetrachloro-m-xylene						CAS #: 877-09-8		
3.789	3.792	-0.003	10352766	0.02478	0.2478			
4 alpha-BHC						CAS #: 319-84-6		
4.491	4.493	-0.002	63392089	0.09130	30.43			(M)
5 gamma-BHC (Lindane)						CAS #: 58-89-9		
4.910	4.913	-0.003	58907982	0.09248	30.83			(M)
6 beta-BHC						CAS #: 319-85-7		
5.057	5.060	-0.003	22540892	0.08909	29.70			(M)
7 delta-BHC						CAS #: 319-86-8		
5.303	5.307	-0.004	60797142	0.09929	33.10			(M)
8 Heptachlor						CAS #: 76-44-8		
5.628	5.632	-0.004	56435117	0.09786	32.62			(M)
10 Aldrin						CAS #: 309-00-2		

```
6.156    6.160   -0.004        52593903 0.08602    28.67
--------------------------------------------------------------------------------
```

RT	EXP RT	DLT RT	RESPONSE	CONCENTRATIONS ON-COL (ng)	FINAL (ug/Kg)	TARGET RANGE	RATIO
12 Heptachlor epoxide					CAS #: 1024-57-3		
7.590	7.596	-0.006	50071913	0.09418	31.39		
13 gamma-Chlordane					CAS #: 5103-74-2		
7.898	7.902	-0.004	52010273	0.09398	31.33		
14 alpha-Chlordane					CAS #: 5103-71-9		
8.213	8.218	-0.005	50052294	0.09277	30.92		
15 Endosulfan I					CAS #: 959-98-8		
8.470	8.475	-0.005	30625944	0.06206	20.69		
16 4,4'-DDE					CAS #: 72-55-9		
8.543	8.549	-0.006	48564950	0.09211	30.70		
17 Dieldrin					CAS #: 60-57-1		
8.982	8.986	-0.004	49844131	0.09418	31.39		
18 Endrin					CAS #: 72-20-8		
9.408	9.412	-0.004	46524836	0.09735	32.45		
20 4,4'-DDD					CAS #: 72-54-8		
9.722	9.728	-0.006	37211797	0.10035	33.45		
22 Endosulfan II					CAS #: 33213-65-9		
9.828	9.833	-0.005	30584625	0.06736	22.45		
23 4,4'-DDT					CAS #: 50-29-3		
10.213	10.217	-0.004	33511430	0.10909	36.36		
25 Endrin aldehyde					CAS #: 7421-93-4		
10.582	10.585	-0.003	31339638	0.09549	31.83		
27 Methoxychlor					CAS #: 72-43-5		
11.109	11.114	-0.005	7177941	0.11917	39.72		
28 Endosulfan sulfate					CAS #: 1031-07-8		
11.281	11.284	-0.003	36623222	0.09750	32.50		
29 Endrin ketone					CAS #: 53494-70-5		
11.674	11.678	-0.004	35889265	0.09302	31.00		
$ 30 Decachlorobiphenyl					CAS #: 2051-24-3		
13.229	13.234	-0.005	6135639	0.01898	0.1898		(M)

QC Flag Legend

M - Compound response manually integrated.

Data File: \\cansvr11\dd\chem\GCS\a2hp9.i\90415-1.b\039F3901.D

Page 1

Date : 16-APR-2009 01:47

Client ID: INTRA-LAB CHECK

Instrument: a2hp9.i

Sample Info: K9D291AC

Volume Injected (uL): 1.0

Operator: 093905

Column phase: clp pesticides I

Column diameter: 0.53

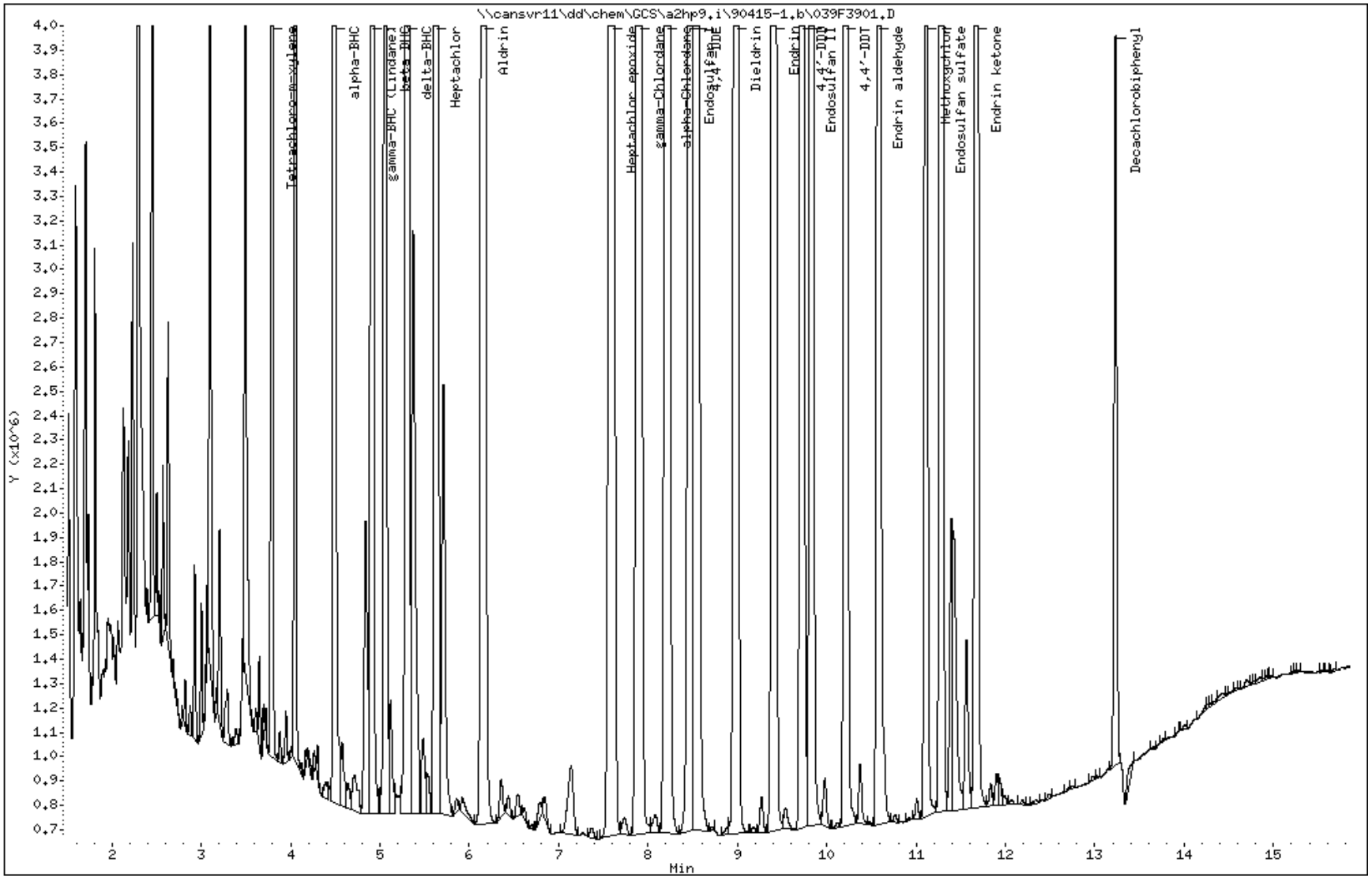

North Canton

COMPOUNDS and EXP. RT REPORT

Operator: 093905 Date Acquired: 16-APR-2009 01:47
Data File: //cansvr11/dd/chem/GCS/a2hp9.i/90415-1.b/039F3901.D
Lab Sample ID: K9D291AC
Misc. Info: 13-PEST.SUB,SOIL(33.3).SPK
Instrument: a2hp9.i
Method: \\cansvr11\dd\chem\GCS\a2hp9.i\90415-1.b\PEST9.m
Dilution Factor: 1

	Compound	RT	Area	Amount	Conc
1)	Tetrachloro-m-xylene	3.790	10352766	0.025	0.248 ug/Kg
4)	alpha-BHC	4.491	63392089	0.091	30.434 ug/Kg
5)	gamma-BHC (Lindane)	4.911	58907982	0.092	30.827 ug/Kg
6)	beta-BHC	5.057	22540892	0.089	29.697 ug/Kg
7)	delta-BHC	5.304	60797142	0.099	33.097 ug/Kg
8)	Heptachlor	5.629	56435117	0.098	32.620 ug/Kg
10)	Aldrin	6.156	52593903	0.086	28.673 ug/Kg
12)	Heptachlor epoxide	7.591	50071913	0.094	31.392 ug/Kg
13)	gamma-Chlordane	7.898	52010273	0.094	31.327 ug/Kg
14)	alpha-Chlordane	8.214	50052294	0.093	30.922 ug/Kg
15)	Endosulfan I	8.471	30625944	0.062	20.688 ug/Kg
16)	4,4'-DDE	8.544	48564950	0.092	30.704 ug/Kg
17)	Dieldrin	8.982	49844131	0.094	31.393 ug/Kg
18)	Endrin	9.409	46524836	0.097	32.451 ug/Kg
20)	4,4'-DDD	9.722	37211797	0.100	33.449 ug/Kg
22)	Endosulfan II	9.829	30584625	0.067	22.453 ug/Kg
23)	4,4'-DDT	10.213	33511430	0.109	36.363 ug/Kg
25)	Endrin aldehyde	10.582	31339638	0.095	31.831 ug/Kg
27)	Methoxychlor	11.110	15555614	0.119	39.722 ug/Kg
28)	Endosulfan sulfate	11.281	36623222	0.097	32.499 ug/Kg
29)	Endrin ketone	11.675	35889265	0.093	31.006 ug/Kg
30)	Decachlorobiphenyl	13.230	6135639	0.019	0.190 ug/Kg

Data File Name: 039F3901.D
Inj. Date and Time: 16-APR-2009 01:47
Instrument ID: a2hp9.i
Client ID: INTRA-LAB CHECK
Compound Name: alpha-BHC
CAS #: 319-84-6
Report Date: 04/16/2009

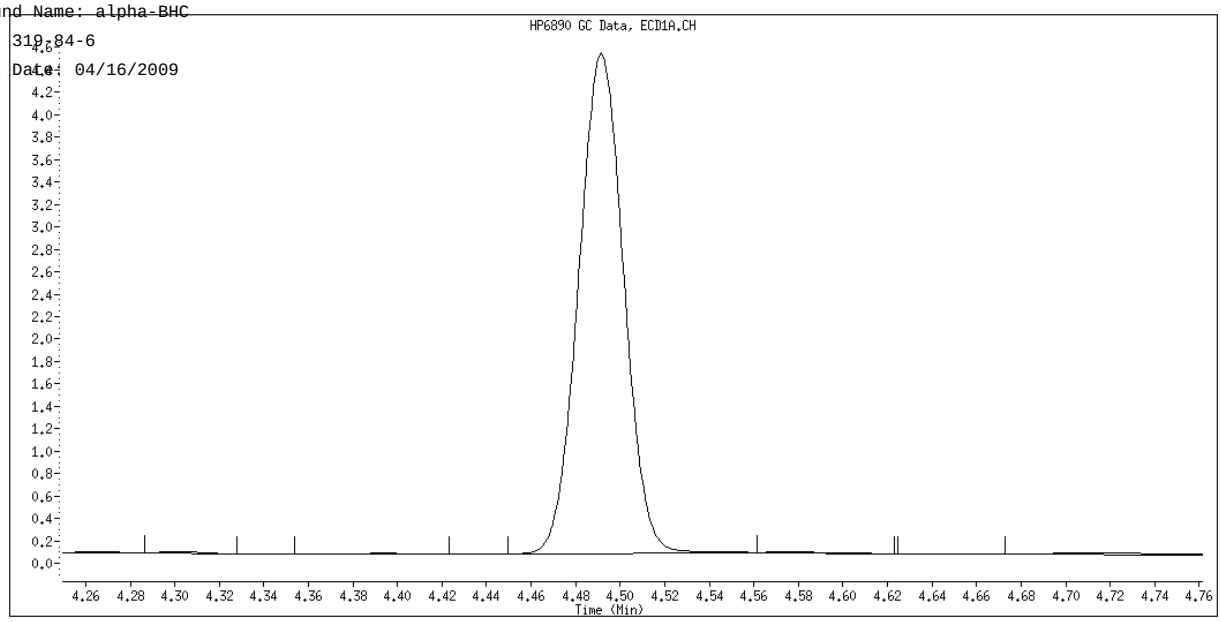

Original Integration

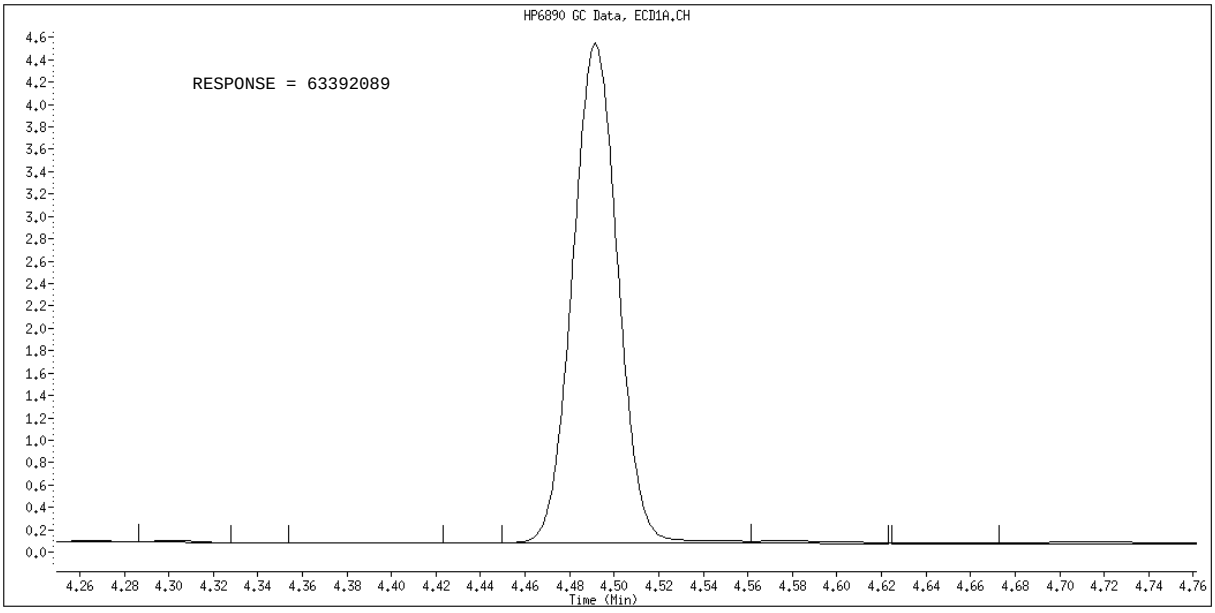

Manual Integration

Manually Integrated By: vandorenc
Manual Integration Reason: Baseline Event

Data File Name: 039F3901.D
Inj. Date and Time: 16-APR-2009 01:47
Instrument ID: a2hp9.i
Client ID: INTRA-LAB CHECK
Compound Name: gamma-BHC (Lindane)
CAS #: 58-89-9
Report Date: 04/16/2009

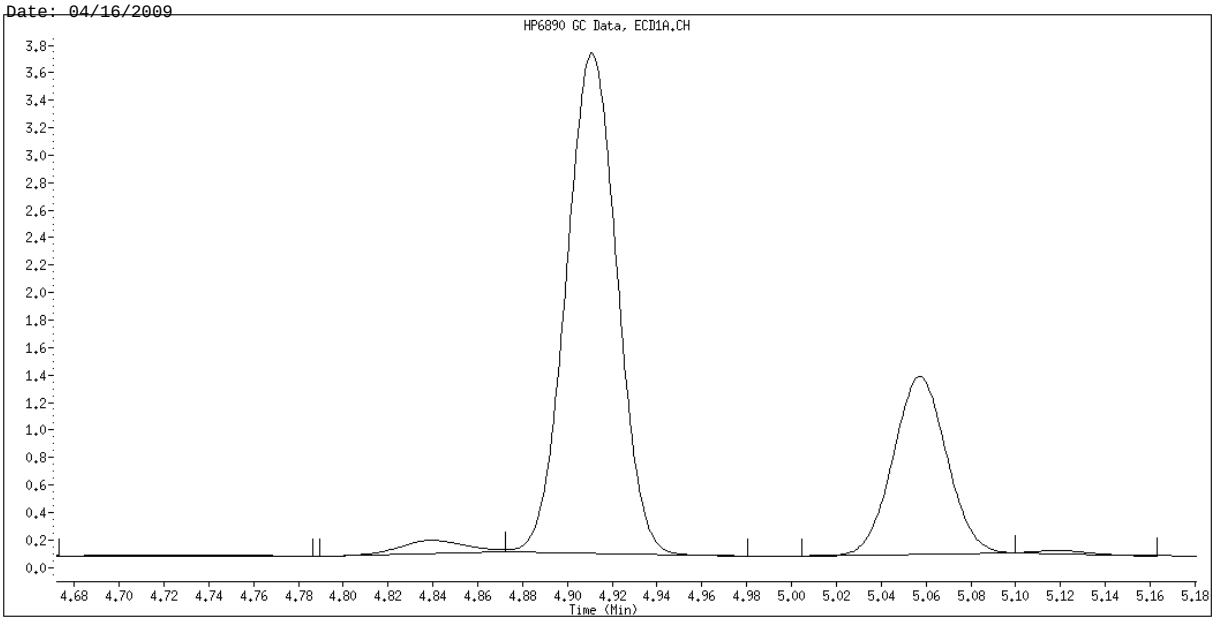

Original Integration

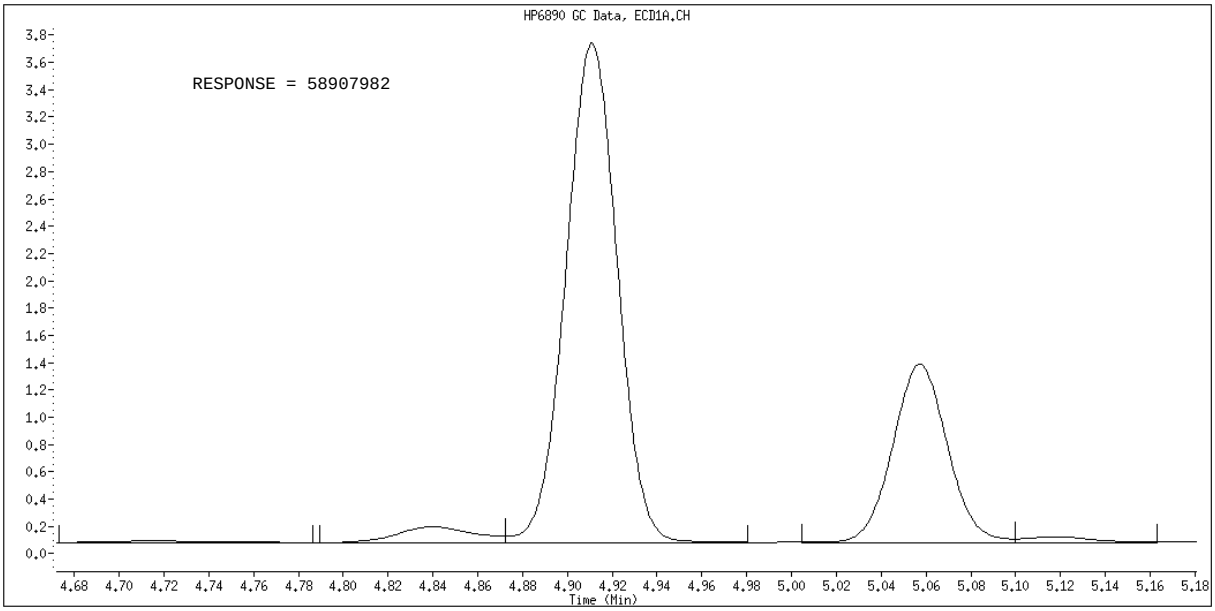

Manual Integration

Manually Integrated By: vandorenc
Manual Integration Reason: Baseline Event

Data File Name: 039F3901.D
Inj. Date and Time: 16-APR-2009 01:47
Instrument ID: a2hp9.i
Client ID: INTRA-LAB CHECK
Compound Name: beta-BHC
CAS #: 319-85-7
Report Date: 04/16/2009

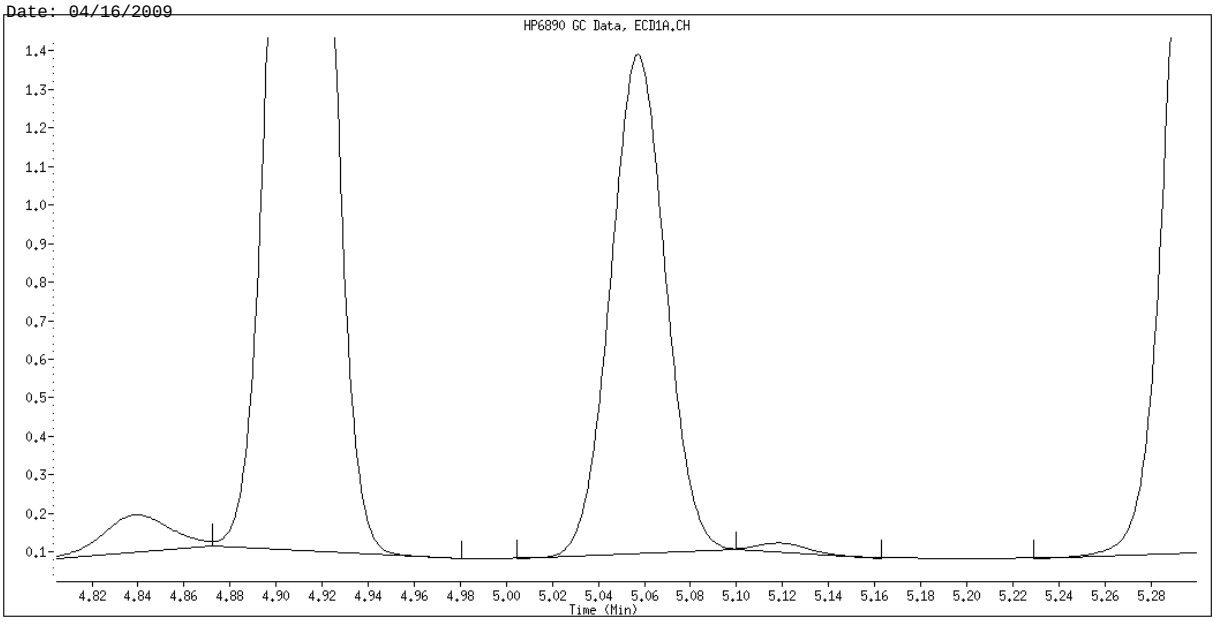

Original Integration

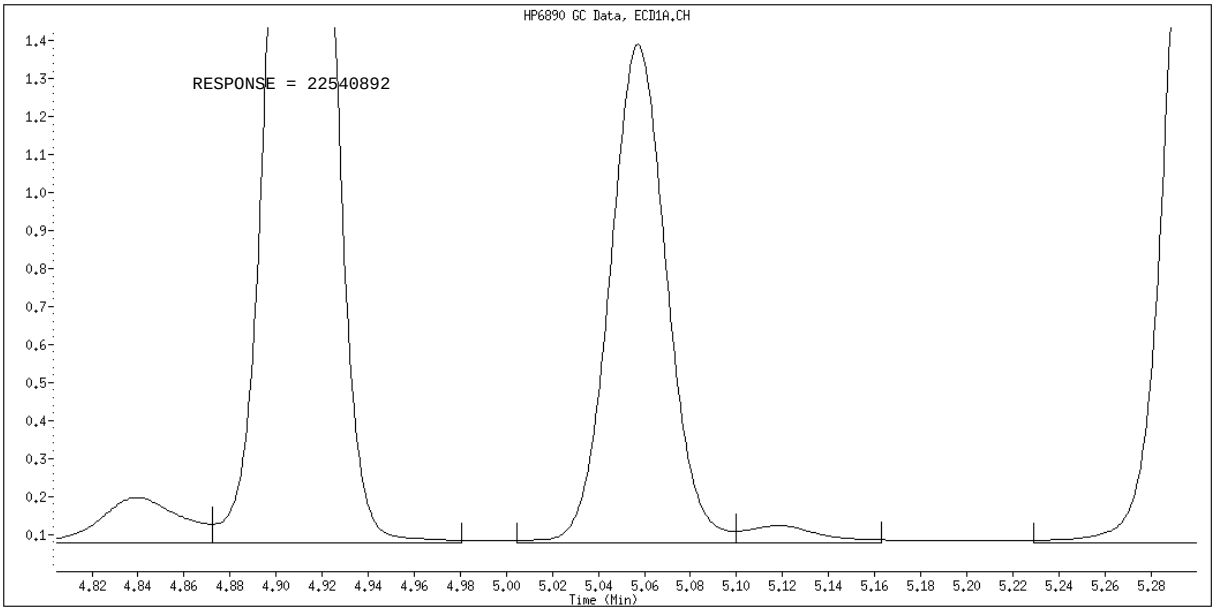

Manual Integration

Manually Integrated By: vandorenc
Manual Integration Reason: Baseline Event

Data File Name: 039F3901.D
Inj. Date and Time: 16-APR-2009 01:47
Instrument ID: a2hp9.i
Client ID: INTRA-LAB CHECK
Compound Name: delta-BHC
CAS #: 319-86-8
Report Date: 04/16/2009

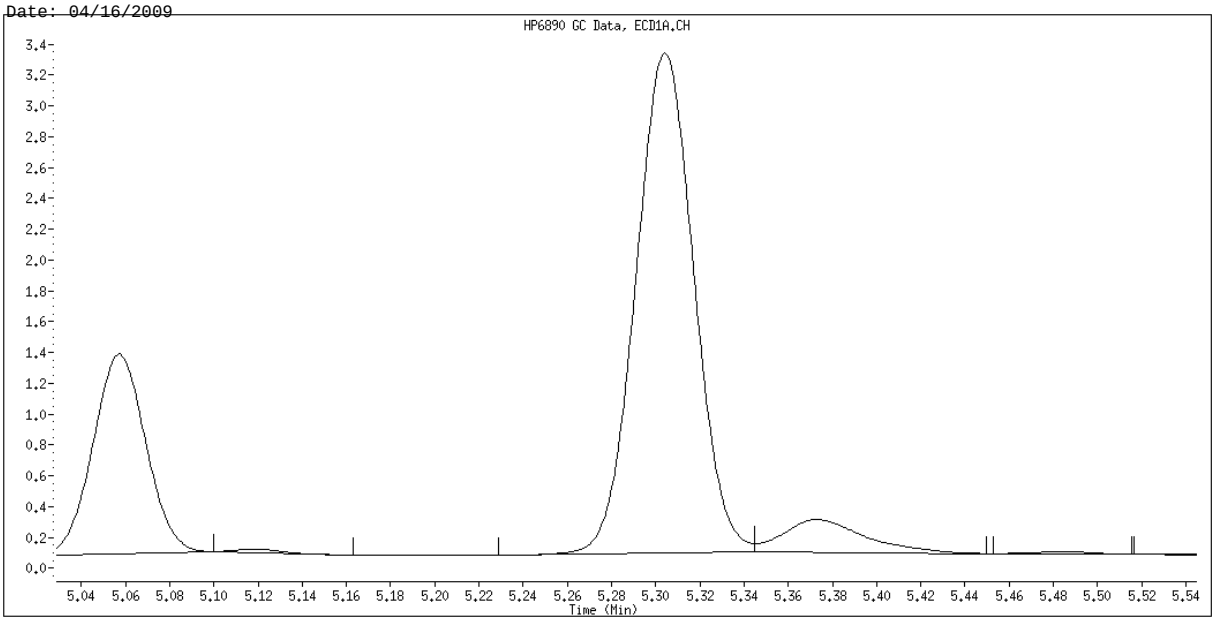

Original Integration

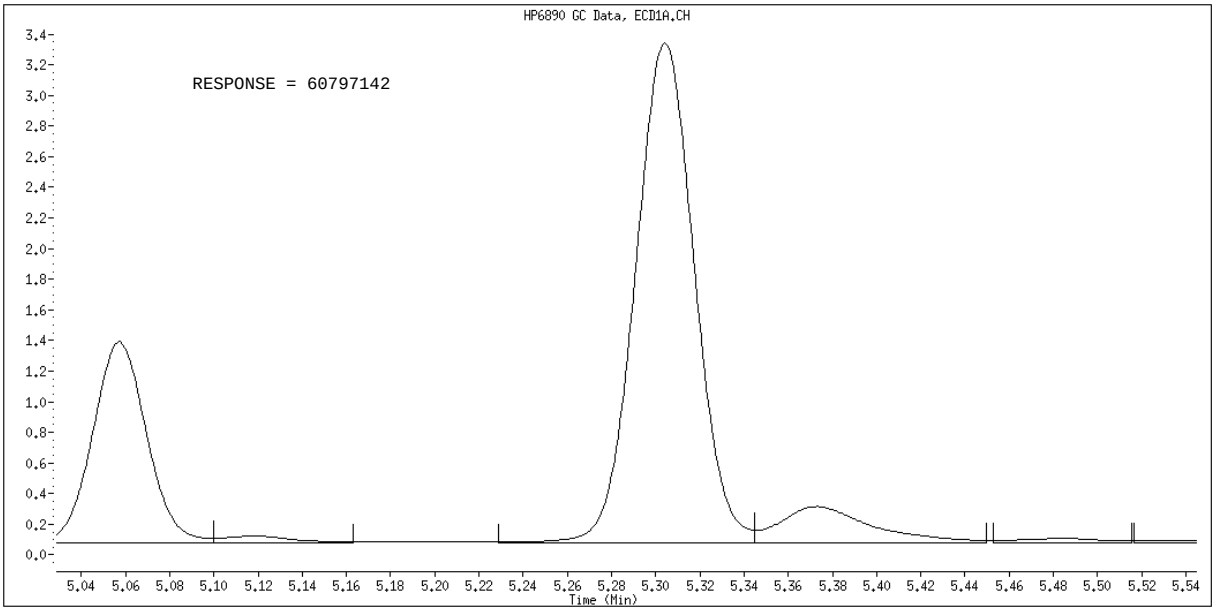

Manual Integration

Manually Integrated By: vandorenc
Manual Integration Reason: Baseline Event

Data File Name: 039F3901.D
Inj. Date and Time: 16-APR-2009 01:47
Instrument ID: a2hp9.i
Client ID: INTRA-LAB CHECK
Compound Name: Heptachlor
CAS #: 76-44-8
Report Date: 04/16/2009

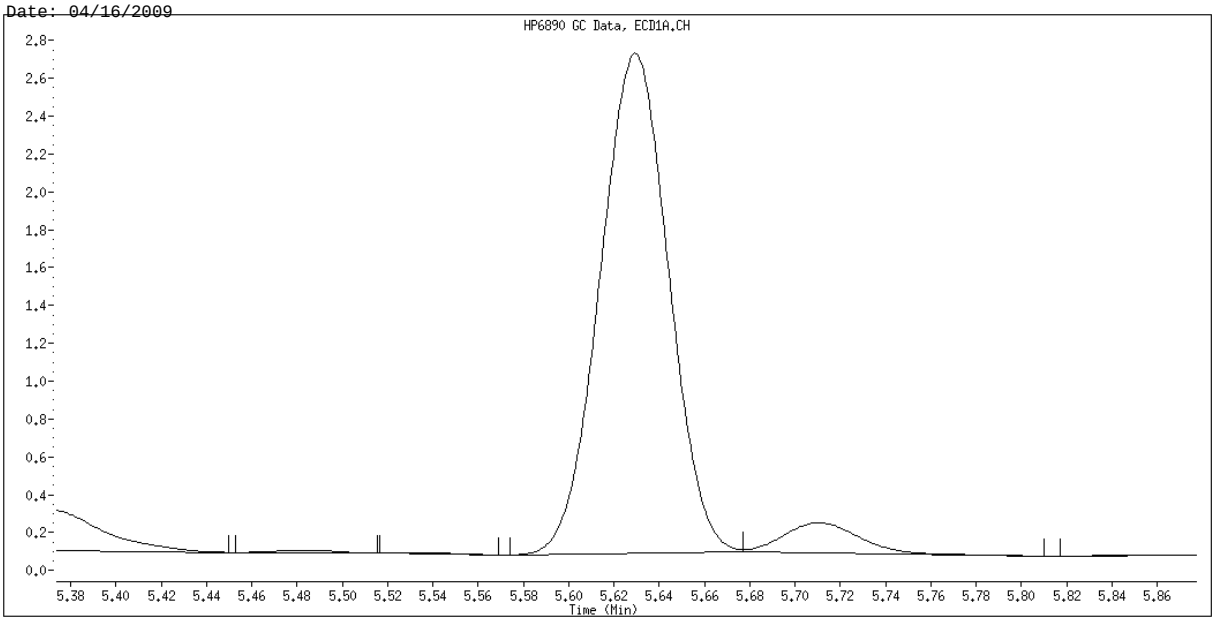

Original Integration

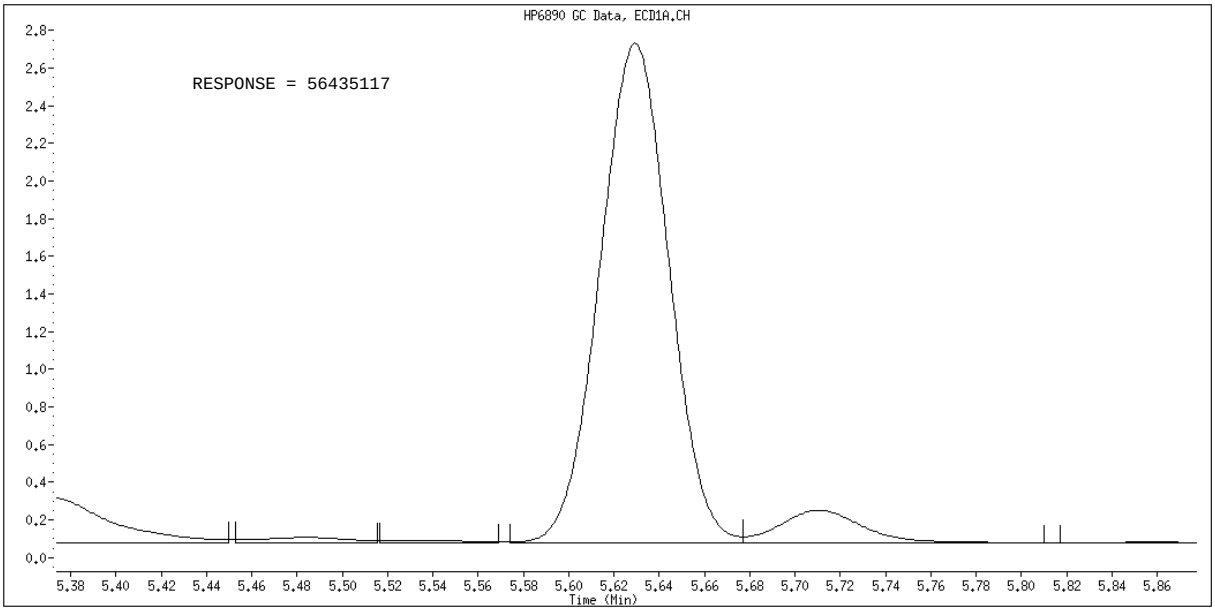

Manual Integration

Manually Integrated By: vandorenc
Manual Integration Reason: Baseline Event

Data File Name: 039F3901.D
Inj. Date and Time: 16-APR-2009 01:47
Instrument ID: a2hp9.i
Client ID: INTRA-LAB CHECK
Compound Name: Decachlorobiphenyl
CAS #: 2051-24-3
Report Date: 04/16/2009

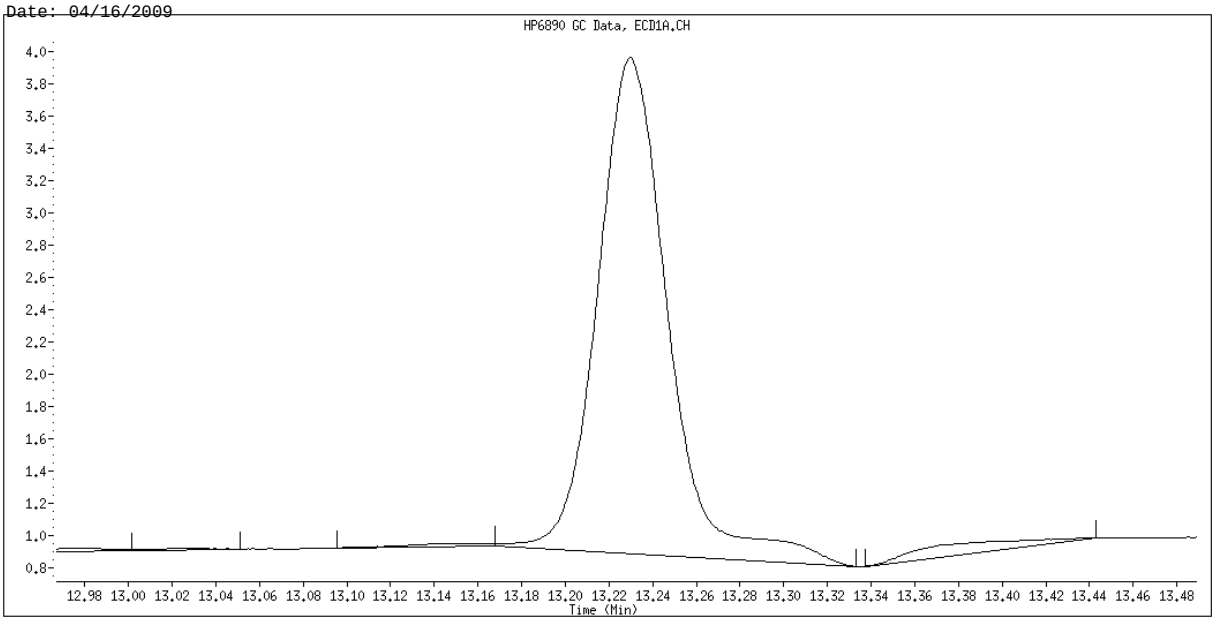

Original Integration

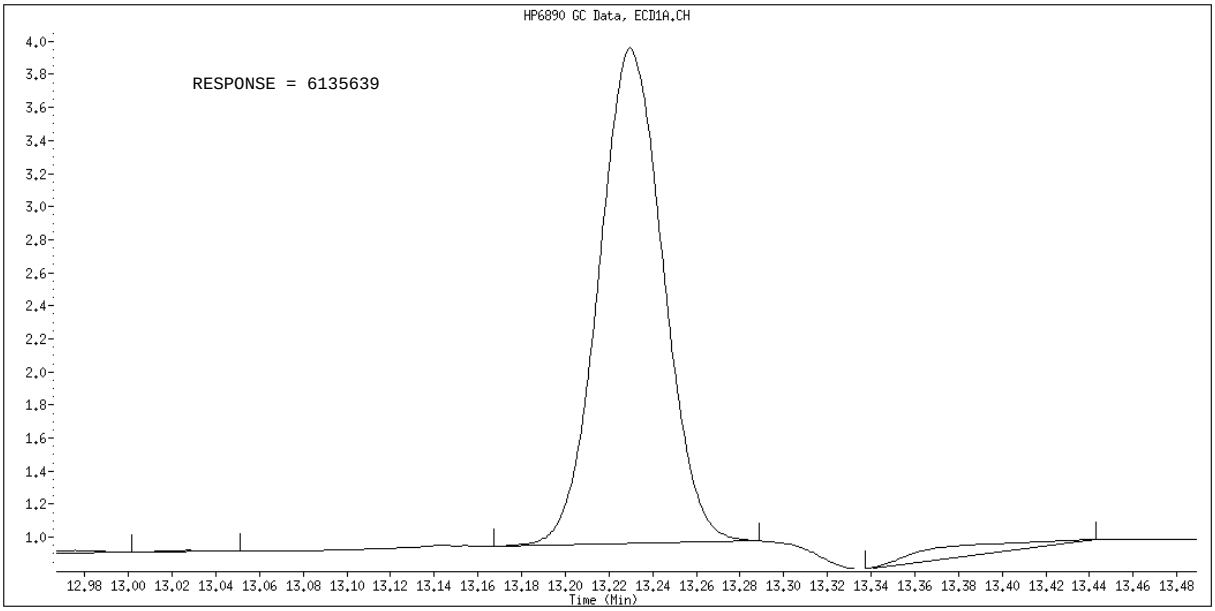

Manual Integration

Manually Integrated By: vandorenc
Manual Integration Reason: Baseline Event

TestAmerica North Canton

PESTICIDES 8081/608

Data file : \\cansvr11\dd\chem\GCS\a2hp9.i\90415-1.b\90415-1.b\039F3901.D
Lab Smp Id: K9D291AC Client Smp ID: INTRA-LAB CHECK
Inj Date : 16-APR-2009 01:47
Operator : 093905 Inst ID: a2hp9.i
Smp Info : K9D291AC
Misc Info : 13-PEST.SUB,SOIL(33.3).SPK
Comment :
Method : \\cansvr11\dd\chem\GCS\a2hp9.i\90415-1.b\PEST9.m\PEST9r.m
Meth Date : 16-Apr-2009 09:08 vandorenc Quant Type: ESTD
Cal Date : 06-APR-2009 19:15 Cal File: 009F0901.D
Als bottle: 39 QC Sample: METHOD SPIKE
Dil Factor: 1.00000
Integrator: Falcon Compound Sublist: 13-PEST.SUB
Target Version: 4.14 Sample Matrix: SOIL
Processing Host: CANPGCSV23

Concentration Formula: Amt * DF * Vt*Vi/Ws * CpndVariable

Name	Value	Description
DF	1.000	Dilution Factor
Vt	10000.000	Volume of final extract
Vi	1.000	volume injected
Ws	30.000	initial volume of sample
Cpnd Variable		Local Compound Variable

RT	EXP RT	DLT RT	RESPONSE	CONCENTRATIONS ON-COL (ng)	FINAL (ug/Kg)	TARGET RANGE	RATIO	
$ 1 Tetrachloro-m-xylene						CAS #: 877-09-8		
4.591	4.604	-0.013	25162863	0.03864	0.3864			(R)
4 alpha-BHC						CAS #: 319-84-6		
5.633	5.635	-0.002	105387949	0.09187	30.62			
5 gamma-BHC (Lindane)						CAS #: 58-89-9		
6.377	6.381	-0.004	91715344	0.09176	30.59			
6 beta-BHC						CAS #: 319-85-7		
6.605	6.610	-0.005	14131748	0.09456	31.52			
7 delta-BHC						CAS #: 319-86-8		
7.363	7.368	-0.005	31033925	0.09807	32.69			(M)
8 Heptachlor						CAS #: 76-44-8		
7.479	7.484	-0.005	25848446	0.09295	30.98			(M)

```
   10 Aldrin                                      CAS #: 309-00-2
8.280    8.283   -0.003        85429125 0.09112    30.37
--------------------------------------------------------------------------------
```

RT	EXP RT	DLT RT	RESPONSE	CONCENTRATIONS ON-COL (ng)	CONCENTRATIONS FINAL (ug/Kg)	TARGET RANGE	RATIO
12 Heptachlor epoxide					CAS #: 1024-57-3		
9.562	9.564	-0.002	69568651	0.09258	30.86		
13 gamma-Chlordane					CAS #: 5103-74-2		
9.928	9.930	-0.002	68502742	0.08987	29.96		
14 alpha-Chlordane					CAS #: 5103-71-9		
10.206	10.208	-0.002	63640806	0.08924	29.74		
15 Endosulfan I					CAS #: 959-98-8		
10.277	10.279	-0.002	16486596	0.06008	20.02		
16 4,4'-DDE					CAS #: 72-55-9		
10.588	10.592	-0.004	57911197	0.08920	29.73		
17 Dieldrin					CAS #: 60-57-1		
10.763	10.766	-0.003	27510743	0.09190	30.63		
18 Endrin					CAS #: 72-20-8		
11.258	11.261	-0.003	24810086	0.09238	30.79		
21 4,4'-DDD					CAS #: 72-54-8		
11.537	11.542	-0.005	42976555	0.09443	31.48		
22 Endosulfan II					CAS #: 33213-65-9		
11.608	11.612	-0.004	16282847	0.06830	22.77		
24 4,4'-DDT					CAS #: 50-29-3		
12.011	12.015	-0.004	34802912	0.10288	34.29		
25 Endrin aldehyde					CAS #: 7421-93-4		
12.143	12.147	-0.004	16287531	0.09622	32.07		
26 Endosulfan sulfate					CAS #: 1031-07-8		
12.555	12.559	-0.004	19766362	0.09614	32.04		
27 Methoxychlor					CAS #: 72-43-5		
13.042	13.046	-0.004	8273752	0.10908	36.36		
29 Endrin ketone					CAS #: 53494-70-5		
13.301	13.304	-0.003	18833865	0.08976	29.92		
$ 30 Decachlorobiphenyl					CAS #: 2051-24-3		
15.058	15.062	-0.004	2459757	0.01797	0.1797		

QC Flag Legend

R - Spike/Surrogate failed recovery limits.
M - Compound response manually integrated.

Data File: \\cansvr11\dd\chem\GCS\a2hp9.i\90415-1.b\90415-1.b\039F3901.D

Date : 16-APR-2009 01:47

Client ID: INTRA-LAB CHECK

Instrument: a2hp9.i

Sample Info: K9D291AC

Volume Injected (uL): 1.0

Operator: 093905

Column phase: clp pesticides II

Column diameter: 0.53

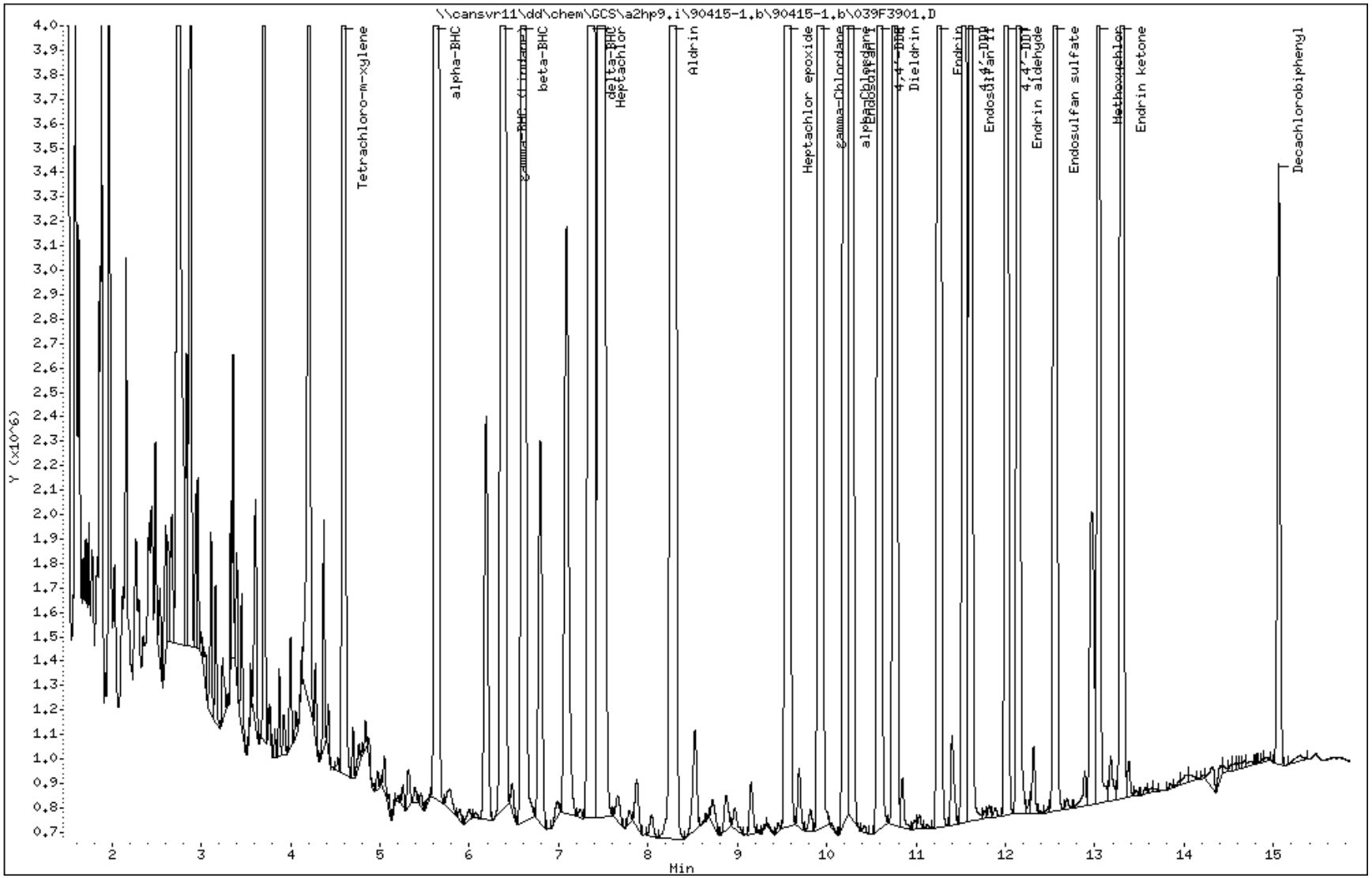

COMPOUNDS and EXP. RT REPORT

Operator: 093905 Date Acquired: 16-APR-2009 01:47
Data File: //cansvr11/dd/chem/GCS/a2hp9.i/90415-1.b/90415-1.b/039F3901.D
Lab Sample ID: K9D291AC
Misc. Info: 13-PEST.SUB,SOIL(33.3).SPK
Instrument: a2hp9.i
Method: \\cansvr11\dd\chem\GCS\a2hp9.i\90415-1.b\PEST9.m\PEST9r.m
Dilution Factor: 1

Compound	RT	Area	Amount	Conc
1) Tetrachloro-m-xylene	4.591	25162863	0.039	0.386 ug/Kg
4) alpha-BHC	5.633	105387949	0.092	30.623 ug/Kg
5) gamma-BHC (Lindane)	6.377	91715344	0.092	30.587 ug/Kg
6) beta-BHC	6.606	35874461	0.095	31.521 ug/Kg
7) delta-BHC	7.364	93226368	0.098	32.689 ug/Kg
8) Heptachlor	7.480	83517100	0.093	30.982 ug/Kg
10) Aldrin	8.281	85429125	0.091	30.374 ug/Kg
12) Heptachlor epoxide	9.562	69568651	0.093	30.859 ug/Kg
13) gamma-Chlordane	9.928	68502742	0.090	29.955 ug/Kg
14) alpha-Chlordane	10.206	63640806	0.089	29.745 ug/Kg
15) Endosulfan I	10.277	37512403	0.060	20.025 ug/Kg
16) 4,4'-DDE	10.588	57911197	0.089	29.733 ug/Kg
17) Dieldrin	10.763	59770134	0.092	30.632 ug/Kg
18) Endrin	11.258	52882238	0.092	30.792 ug/Kg
21) 4,4'-DDD	11.537	42976555	0.094	31.477 ug/Kg
22) Endosulfan II	11.608	33813582	0.068	22.768 ug/Kg
24) 4,4'-DDT	12.011	34802912	0.103	34.292 ug/Kg
25) Endrin aldehyde	12.143	32531326	0.096	32.074 ug/Kg
26) Endosulfan sulfate	12.556	38842409	0.096	32.046 ug/Kg
27) Methoxychlor	13.042	16238335	0.109	36.359 ug/Kg
29) Endrin ketone	13.301	36398724	0.090	29.920 ug/Kg
30) Decachlorobiphenyl	15.058	5536548	0.018	0.180 ug/Kg

Data File Name: 039F3901.D
Inj. Date and Time: 16-APR-2009 01:47
Instrument ID: a2hp9.i
Client ID: INTRA-LAB CHECK
Compound Name: delta-BHC
CAS #: 319-86-8
Report Date: 04/16/2009

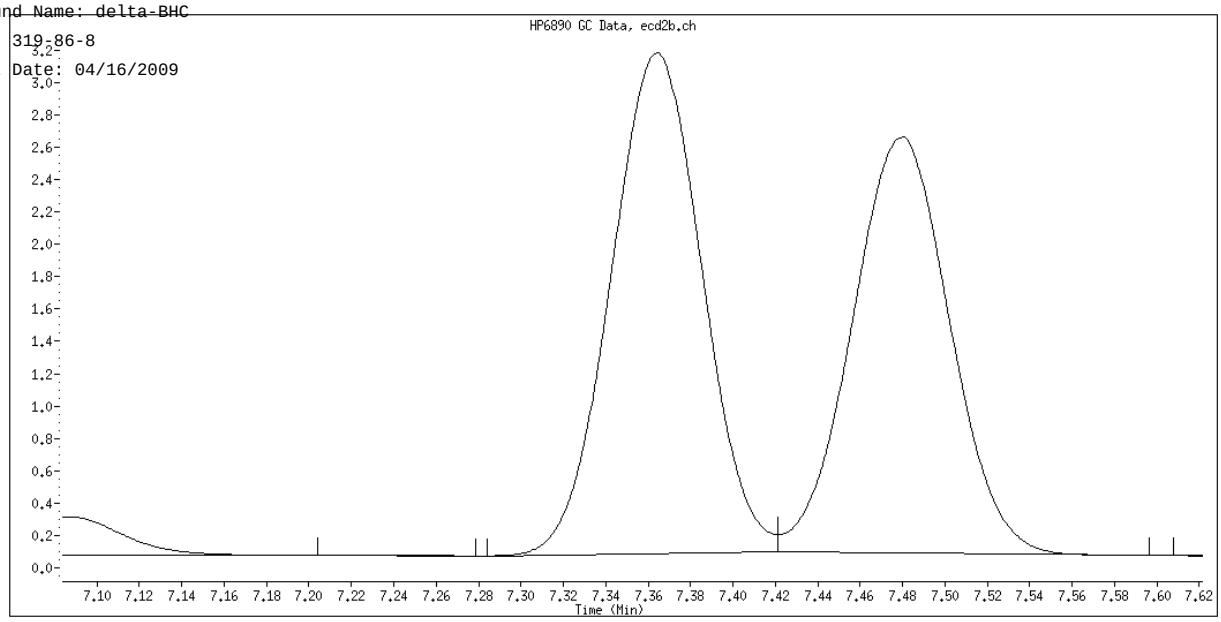

Original Integration

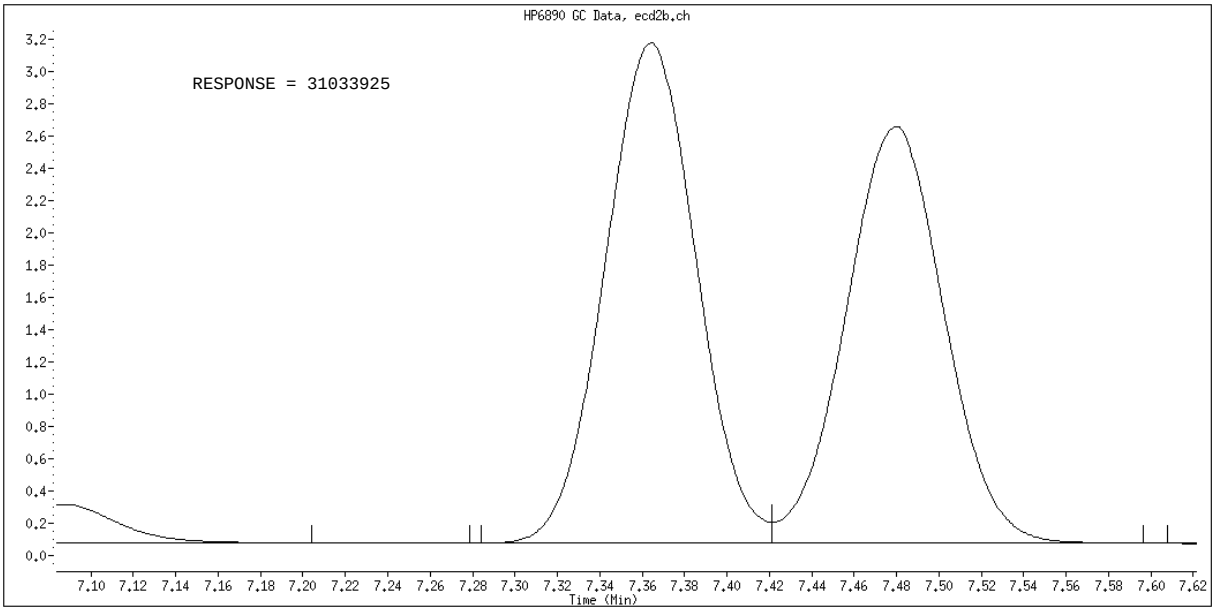

Manual Integration

Manually Integrated By: vandorenc
Manual Integration Reason: Poor Chromatography

Data File Name: 039F3901.D
Inj. Date and Time: 16-APR-2009 01:47
Instrument ID: a2hp9.i
Client ID: INTRA-LAB CHECK
Compound Name: Heptachlor
CAS #: 76-44-8
Report Date: 04/16/2009

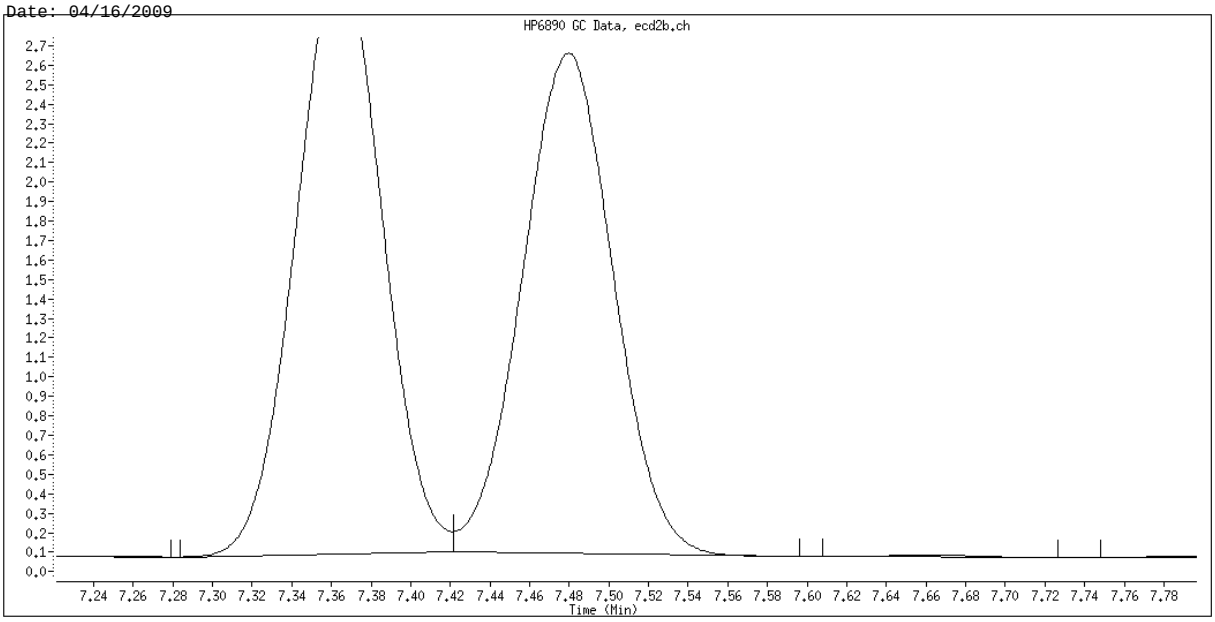

Original Integration

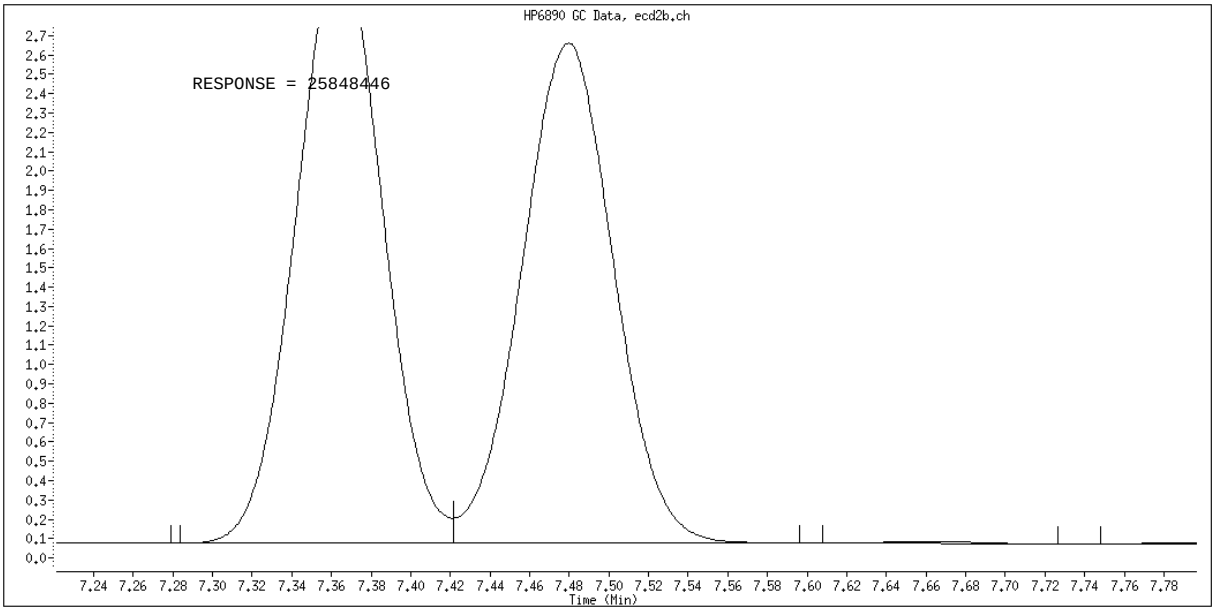

Manual Integration

Manually Integrated By: vandorenc
Manual Integration Reason: Poor Chromatography

LABORATORY CONTROL SAMPLE EVALUATION REPORT

GC Semivolatiles

Client Lot #...: A9C310174 **Work Order #...:** K9FVL1AC-LCS **Matrix.....:** WATER
LCS Lot-Sample#: A9D020000-033 K9FVL1AD-LCSD
Prep Date.....: 04/02/09 **Analysis Date..:** 04/08/09
Prep Batch #...: 9092033
Dilution Factor: 5 **Final Wgt/Vol..:** 3 mL
Initial Wgt/Vol: 250 mL

PARAMETER	PERCENT RECOVERY	RECOVERY LIMITS	RPD	RPD LIMITS	METHOD
Endrin	**109**	**(50 - 110)**			**SW846 8081A**
	103	**(50 - 110)**	**5.4**	**(0-93)**	**SW846 8081A**
Heptachlor	**92**	**(57 - 110)**			**SW846 8081A**
	102	**(57 - 110)**	**10**	**(0-88)**	**SW846 8081A**
Heptachlor epoxide	**105**	**(56 - 110)**			**SW846 8081A**
	103	**(56 - 110)**	**1.8**	**(0-86)**	**SW846 8081A**
Lindane	**101**	**(56 - 110)**			**SW846 8081A**
	107	**(56 - 110)**	**5.4**	**(0-88)**	**SW846 8081A**
Methoxychlor	**105**	**(41 - 126)**			**SW846 8081A**
	79	**(41 - 126)**	**28**	**(0-94)**	**SW846 8081A**

SURROGATE	PERCENT RECOVERY	RECOVERY LIMITS
Decachlorobiphenyl	86	(31 - 115)
	56	(31 - 115)
Tetrachloro-m-xylene	85	(47 - 110)
	83	(47 - 110)

NOTE(S):

Calculations are performed before rounding to avoid round-off errors in calculated results.

Bold print denotes control parameters

LABORATORY CONTROL SAMPLE DATA REPORT

GC Semivolatiles

Client Lot #...: A9C310174 **Work Order #...:** K9FVL1AC-LCS **Matrix.....:** WATER
LCS Lot-Sample#: A9D020000-033 K9FVL1AD-LCSD
Prep Date.....: 04/02/09 **Analysis Date..:** 04/08/09
Prep Batch #...: 9092033
Dilution Factor: 5 **Final Wgt/Vol..:** 3 mL
Initial Wgt/Vol: 250 mL

PARAMETER	SPIKE AMOUNT	MEASURED AMOUNT	UNITS	PERCENT RECOVERY	RPD	METHOD
Endrin	**0.0020**	**0.0022**	**mg/L**	**109**		**SW846 8081A**
	0.0020	**0.0021**	**mg/L**	**103**	**5.4**	**SW846 8081A**
Heptachlor	**0.0020**	**0.0018**	**mg/L**	**92**		**SW846 8081A**
	0.0020	**0.0020**	**mg/L**	**102**	**10**	**SW846 8081A**
Heptachlor epoxide	**0.0020**	**0.0021**	**mg/L**	**105**		**SW846 8081A**
	0.0020	**0.0021**	**mg/L**	**103**	**1.8**	**SW846 8081A**
Lindane	**0.0020**	**0.0020**	**mg/L**	**101**		**SW846 8081A**
	0.0020	**0.0021**	**mg/L**	**107**	**5.4**	**SW846 8081A**
Methoxychlor	**0.0040**	**0.0042**	**mg/L**	**105**		**SW846 8081A**
	0.0040	**0.0032**	**mg/L**	**79**	**28**	**SW846 8081A**

SURROGATE	PERCENT RECOVERY	RECOVERY LIMITS
Decachlorobiphenyl	86	(31 - 115)
	56	(31 - 115)
Tetrachloro-m-xylene	85	(47 - 110)
	83	(47 - 110)

NOTE(S):

Calculations are performed before rounding to avoid round-off errors in calculated results.

Bold print denotes control parameters

TestAmerica North Canton

PESTICIDES 8081/608

Data file : \\cansvr11\dd\chem\GCS\a2hp9.i\90406-1.b\086F3801.D
Lab Smp Id: K9FVL1AC Client Smp ID: INTRA-LAB CHECK
Inj Date : 08-APR-2009 00:04
Operator : 093905 Inst ID: a2hp9.i
Smp Info : K9FVL1AC,5
Misc Info :
Comment   :
Method   : \\cansvr11\dd\chem\GCS\a2hp9.i\90406-1.b\PEST9.m
Meth Date : 08-Apr-2009 10:00 vandorenc Quant Type: ESTD
Cal Date : 06-APR-2009 20:44 Cal File: 013F1301.D
Als bottle: 86 QC Sample: METHOD SPIKE
Dil Factor: 5.00000
Integrator: Falcon Compound Sublist: 13-pest.sub
Target Version: 4.14 Sample Matrix: WATER

Concentration Formula: Amt * DF * Vt*Vi/Vo * CpndVariable

Name	Value	Description
DF	5.000	Dilution Factor
Vt	3.000	Volume of final extract (mL)
Vo	250.000	Volume of sample extracted (mL)
Vi	1.000	Volume injected (uL)
Cpnd Variable		Local Compound Variable

	RT	EXP RT	DLT RT	RESPONSE	CONCENTRATIONS ON-COL (ng)	FINAL (mg/L)	TARGET RANGE	RATIO
$ 1	Tetrachloro-m-xylene						CAS #: 877-09-8	
	3.792	3.793	-0.001	4967654	0.01184	0.1776		
4	alpha-BHC						CAS #: 319-84-6	
	4.500	4.494	0.006	228268	4e-004	0.00002474		
5	gamma-BHC (Lindane)						CAS #: 58-89-9	
	4.914	4.915	-0.001	17482545	0.03454	0.002072		
6	beta-BHC						CAS #: 319-85-7	
	5.047	5.061	-0.014	51578	2e-004	0.00001492		
7	delta-BHC						CAS #: 319-86-8	
	5.324	5.308	0.016	9364	2e-005	0.000001101		
8	Heptachlor						CAS #: 76-44-8	
	5.634	5.635	-0.001	14138866	0.03003	0.001802		
10	Aldrin						CAS #: 309-00-2	

```
6.154    6.163   -0.009           62821 0.00012  0.000007215
--------------------------------------------------------------------------------
```

RT	EXP RT	DLT RT	RESPONSE	CONCENTRATIONS ON-COL (ng)	CONCENTRATIONS FINAL (mg/L)	TARGET RANGE	RATIO
12 Heptachlor epoxide						CAS #: 1024-57-3	
7.600	7.601	-0.001	15858345	0.03527	0.002116		
13 gamma-Chlordane						CAS #: 5103-74-2	
Peaks not detected for Quant. or Qual. signal(s).							
14 alpha-Chlordane						CAS #: 5103-71-9	
Peaks not detected for Quant. or Qual. signal(s).							
15 Endosulfan I						CAS #: 959-98-8	
Peaks not detected for Quant. or Qual. signal(s).							
16 4,4'-DDE						CAS #: 72-55-9	
Peaks not detected for Quant. or Qual. signal(s).							
17 Dieldrin						CAS #: 60-57-1	
8.988	8.991	-0.003	16415	4e-005	0.000002124		
18 Endrin						CAS #: 72-20-8	
9.415	9.416	-0.001	13054597	0.03194	0.001916		
20 4,4'-DDD						CAS #: 72-54-8	
Peaks not detected for Quant. or Qual. signal(s).							
22 Endosulfan II						CAS #: 33213-65-9	
Peaks not detected for Quant. or Qual. signal(s).							
23 4,4'-DDT						CAS #: 50-29-3	
Peaks not detected for Quant. or Qual. signal(s).							
25 Endrin aldehyde						CAS #: 7421-93-4	
10.609	10.590	0.019	49422	2e-004	0.000009254		
27 Methoxychlor						CAS #: 72-43-5	
11.116	11.119	-0.003	10179913	0.06221	0.003733		
28 Endosulfan sulfate						CAS #: 1031-07-8	

```
11.287  11.289   -0.002           73605 2.e-004  0.00001212
-------------------------------------------------------------------------------
   29 Endrin ketone                              CAS #: 53494-70-5
11.682  11.682    0.000          175760  4e-004  0.00002650
-------------------------------------------------------------------------------
$  30 Decachlorobiphenyl                         CAS #: 2051-24-3
13.237  13.238   -0.001         3942398 0.01175   0.1763                      (M)
-------------------------------------------------------------------------------
```

QC Flag Legend

M - Compound response manually integrated.

Data File: \\cansvr11\dd\chem\GCS\a2hp9.i\90406-1.b\086F3801.D

Date : 08-APR-2009 00:04

Client ID: INTRA-LAB CHECK

Instrument: a2hp9.i

Sample Info: K9FVL1AC,5

Volume Injected (uL): 1.0

Operator: 093905

Column phase: clp pesticides I

Column diameter: 0.53

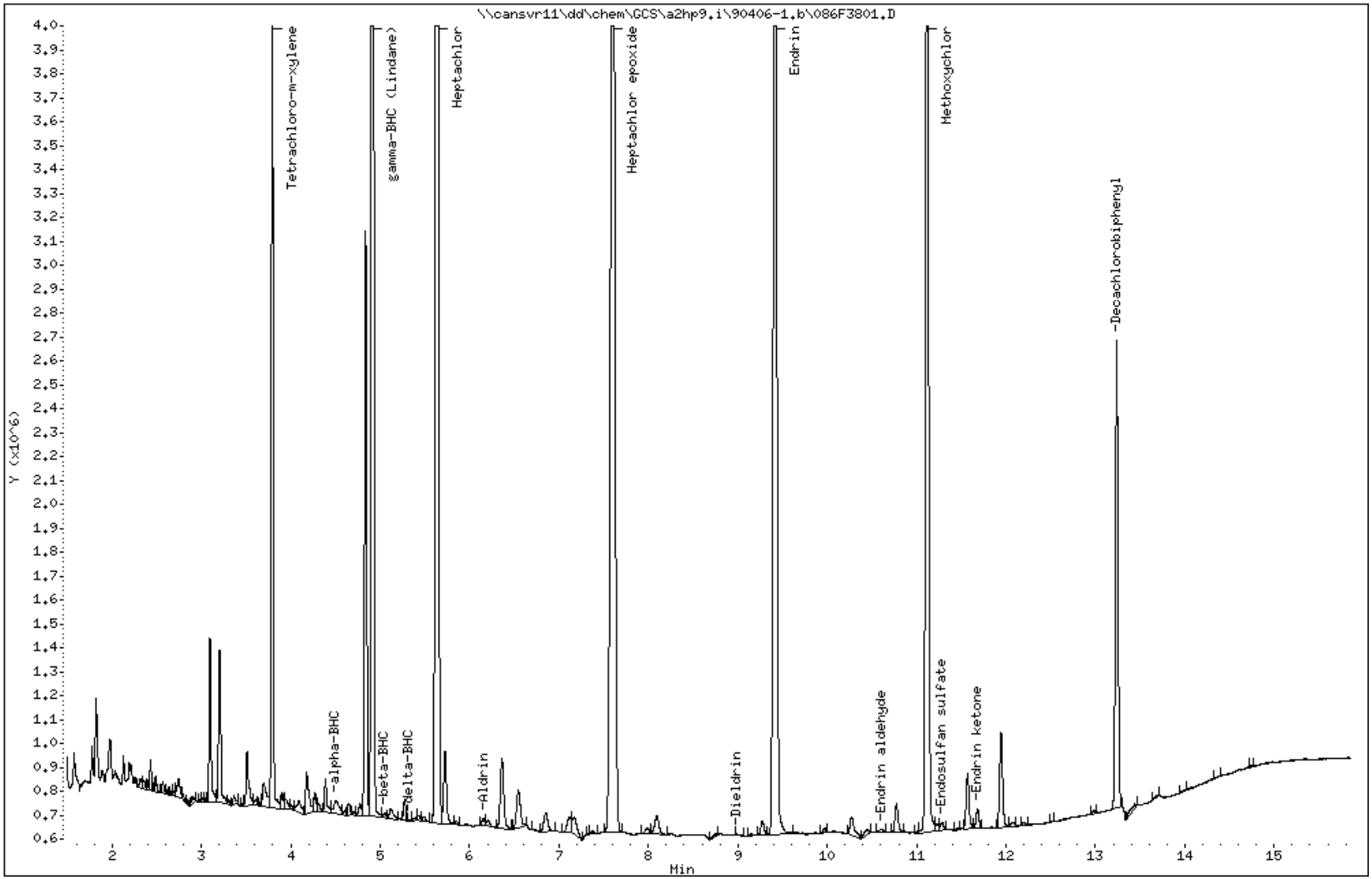

COMPOUNDS and EXP. RT REPORT

Operator: 093905 Date Acquired: 08-APR-2009 00:04
Data File: //cansvr11/dd/chem/GCS/a2hp9.i/90406-1.b/086F3801.D
Lab Sample ID: K9FVL1AC
Misc. Info:
Instrument: a2hp9.i
Method: \\cansvr11\dd\chem\GCS\a2hp9.i\90406-1.b\PEST9.m
Dilution Factor: 5

Compound	RT	Area	Amount	Conc
1) Tetrachloro-m-xylene	3.793	4967654	0.012	0.178 mg/L
4) alpha-BHC	4.500	228268	0.000	0.000 mg/L
5) gamma-BHC (Lindane)	4.914	17482545	0.035	0.002 mg/L
6) beta-BHC	5.048	51578	0.000	0.000 mg/L
7) delta-BHC	5.324	9364	0.000	0.000 mg/L
8) Heptachlor	5.634	14138866	0.030	0.002 mg/L
10) Aldrin	6.154	62821	0.000	0.000 mg/L
12) Heptachlor epoxide	7.600	15858345	0.035	0.002 mg/L
13) gamma-Chlordane	NOT DETECTED	Expected RT = 7.907		
14) alpha-Chlordane	NOT DETECTED	Expected RT = 8.221		
15) Endosulfan I	NOT DETECTED	Expected RT = 8.478		
16) 4,4'-DDE	NOT DETECTED	Expected RT = 8.552		
17) Dieldrin	8.989	16415	0.000	0.000 mg/L
18) Endrin	9.415	13054597	0.032	0.002 mg/L
20) 4,4'-DDD	NOT DETECTED	Expected RT = 9.733		
22) Endosulfan II	NOT DETECTED	Expected RT = 9.838		
23) 4,4'-DDT	NOT DETECTED	Expected RT = 10.221		
25) Endrin aldehyde	10.609	49422	0.000	0.000 mg/L
27) Methoxychlor	11.117	10179913	0.062	0.004 mg/L
28) Endosulfan sulfate	11.288	73605	0.000	0.000 mg/L
29) Endrin ketone	11.683	175760	0.000	0.000 mg/L
30) Decachlorobiphenyl	13.238	3942398	0.012	0.176 mg/L

Data File Name: 086F3801.D
Inj. Date and Time: 08-APR-2009 00:04
Instrument ID: a2hp9.i
Client ID: INTRA-LAB CHECK
Compound Name: Decachlorobiphenyl
CAS #: 2051-24-3
Report Date: 04/09/2009

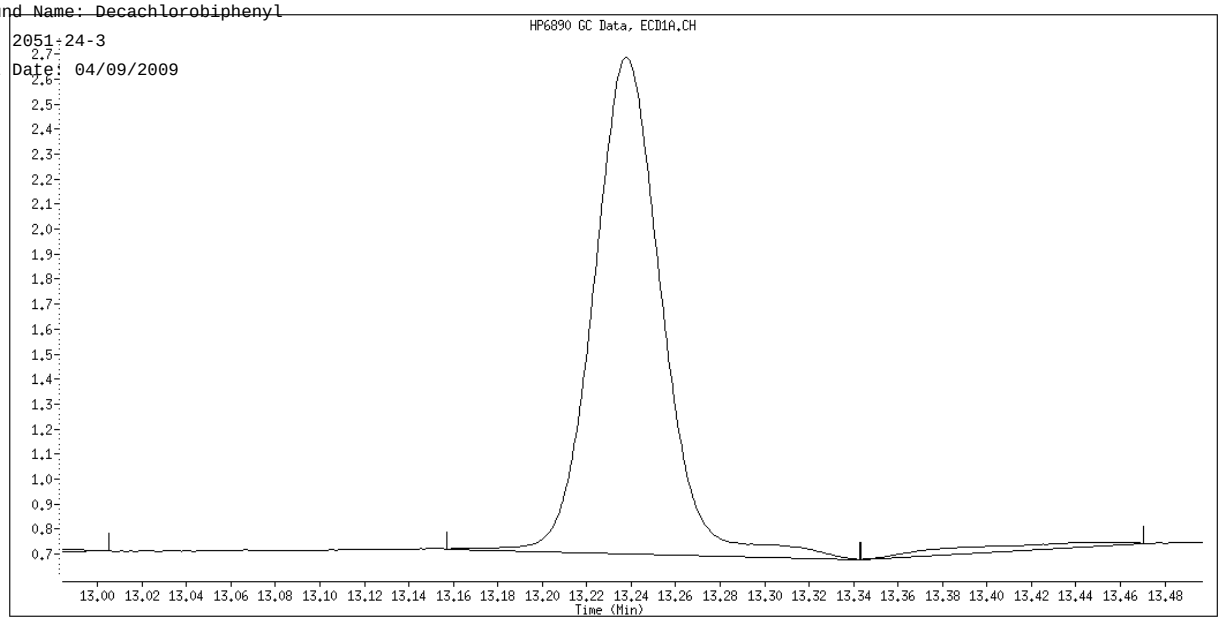

Original Integration

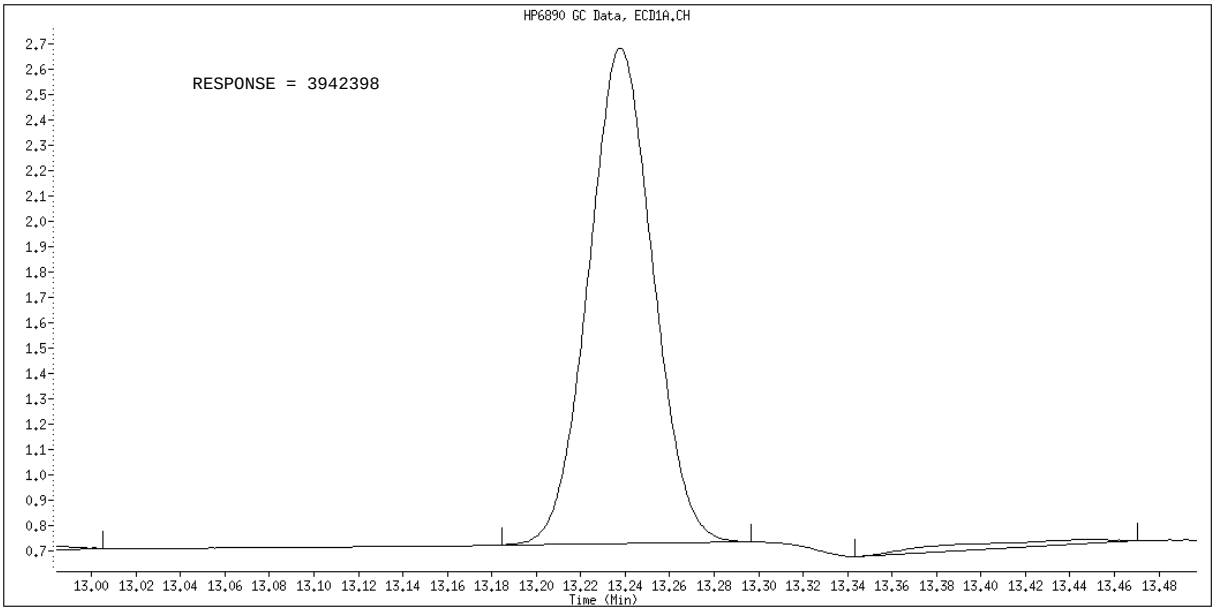

Manual Integration

Manually Integrated By: vandorenc
Manual Integration Reason: Baseline Event

TestAmerica North Canton

PESTICIDES 8081/608

Data file : \\cansvr11\dd\chem\GCS\a2hp9.i\90406-1.b\90406-1.b\086F3801.D
Lab Smp Id: K9FVL1AC Client Smp ID: INTRA-LAB CHECK
Inj Date : 08-APR-2009 00:04
Operator : 093905 Inst ID: a2hp9.i
Smp Info : K9FVL1AC,5
Misc Info :
Comment :
Method : \\cansvr11\dd\chem\GCS\a2hp9.i\90406-1.b\PEST9.m\PEST9r.m
Meth Date : 08-Apr-2009 06:29 vandorenc Quant Type: ESTD
Cal Date : 06-APR-2009 20:44 Cal File: 013F1301.D
Als bottle: 86 QC Sample: METHOD SPIKE
Dil Factor: 5.00000
Integrator: Falcon Compound Sublist: 13-pest.sub
Target Version: 4.14 Sample Matrix: WATER
Processing Host: CANPGCSV23

Concentration Formula: Amt * DF * Vt*Vi/Vo * CpndVariable

Name	Value	Description
DF	5.000	Dilution Factor
Vt	3.000	Volume of final extract (mL)
Vo	250.000	Volume of sample extracted (mL)
Vi	1.000	Volume injected (uL)
Cpnd Variable		Local Compound Variable

				CONCENTRATIONS ON-COL	FINAL		
RT	EXP RT	DLT RT	RESPONSE	(ng)	(mg/L)	TARGET RANGE	RATIO
$ 1 Tetrachloro-m-xylene						CAS #: 877-09-8	
4.605	4.605	0.000	6950475	0.01128	0.1691		
4 alpha-BHC						CAS #: 319-84-6	
5.632	5.637	-0.005	23688	3e-005	0.000001710		
5 gamma-BHC (Lindane)						CAS #: 58-89-9	
6.383	6.382	0.001	24577815	0.03379	0.002027		
6 beta-BHC						CAS #: 319-85-7	
6.617	6.611	0.006	74679	7e-004	0.00003966		
7 delta-BHC						CAS #: 319-86-8	

Peaks not detected for Quant. or Qual. signal(s).

8 Heptachlor CAS #: 76-44-8

```
7.488    7.487    0.001         6484300 0.03083  0.001850
--------------------------------------------------------------------------------
```

RT	EXP RT	DLT RT	RESPONSE	CONCENTRATIONS ON-COL (ng)	FINAL (mg/L)	TARGET RANGE	RATIO

10 Aldrin CAS #: 309-00-2

Peaks not detected for Quant. or Qual. signal(s).

---

12 Heptachlor epoxide CAS #: 1024-57-3

9.568	9.567	0.001	21171903	0.03503	0.002102		

---

13 gamma-Chlordane CAS #: 5103-74-2

Peaks not detected for Quant. or Qual. signal(s).

---

14 alpha-Chlordane CAS #: 5103-71-9

Peaks not detected for Quant. or Qual. signal(s).

---

15 Endosulfan I CAS #: 959-98-8

10.270	10.281	-0.011	4995	2e-005	0.000001330		

---

16 4,4'-DDE CAS #: 72-55-9

10.571	10.594	-0.023	67488	1e-004	0.000007047		

---

17 Dieldrin CAS #: 60-57-1

10.794	10.769	0.025	41095	2e-004	0.000009491		

---

18 Endrin CAS #: 72-20-8

11.263	11.264	-0.001	8196891	0.03628	0.002177		

---

21 4,4'-DDD CAS #: 72-54-8

11.561	11.543	0.018	77048	2.e-004	0.00001216		

---

22 Endosulfan II CAS #: 33213-65-9

11.617	11.615	0.002	21606	1.e-004	0.000006064		

---

24 4,4'-DDT CAS #: 50-29-3

11.999	12.017	-0.018	56823	1e-004	0.000008788		

---

25 Endrin aldehyde CAS #: 7421-93-4

12.156	12.151	0.005	10595	7e-005	0.000003917		

---

26 Endosulfan sulfate CAS #: 1031-07-8

Peaks not detected for Quant. or Qual. signal(s).

---

27 Methoxychlor CAS #: 72-43-5

13.048	13.049	-0.001	5923036	0.07001	0.004201		

---

29 Endrin ketone CAS #: 53494-70-5

```
13.303  13.307   -0.004          138524  6e-004  0.00003881
-------------------------------------------------------------------------------
$  30 Decachlorobiphenyl                          CAS #: 2051-24-3
15.065  15.065    0.000         1619231 0.01146   0.1718
-------------------------------------------------------------------------------
```

Data File: \\cansvr11\dd\chem\GCS\a2hp9.i\90406-1.b\90406-1.b\086F3801.D

Date : 08-APR-2009 00:04

Client ID: INTRA-LAB CHECK

Instrument: a2hp9.i

Sample Info: K9FVL1AC,5

Volume Injected (uL): 1.0

Operator: 093905

Column phase: clp pesticides II

Column diameter: 0.53

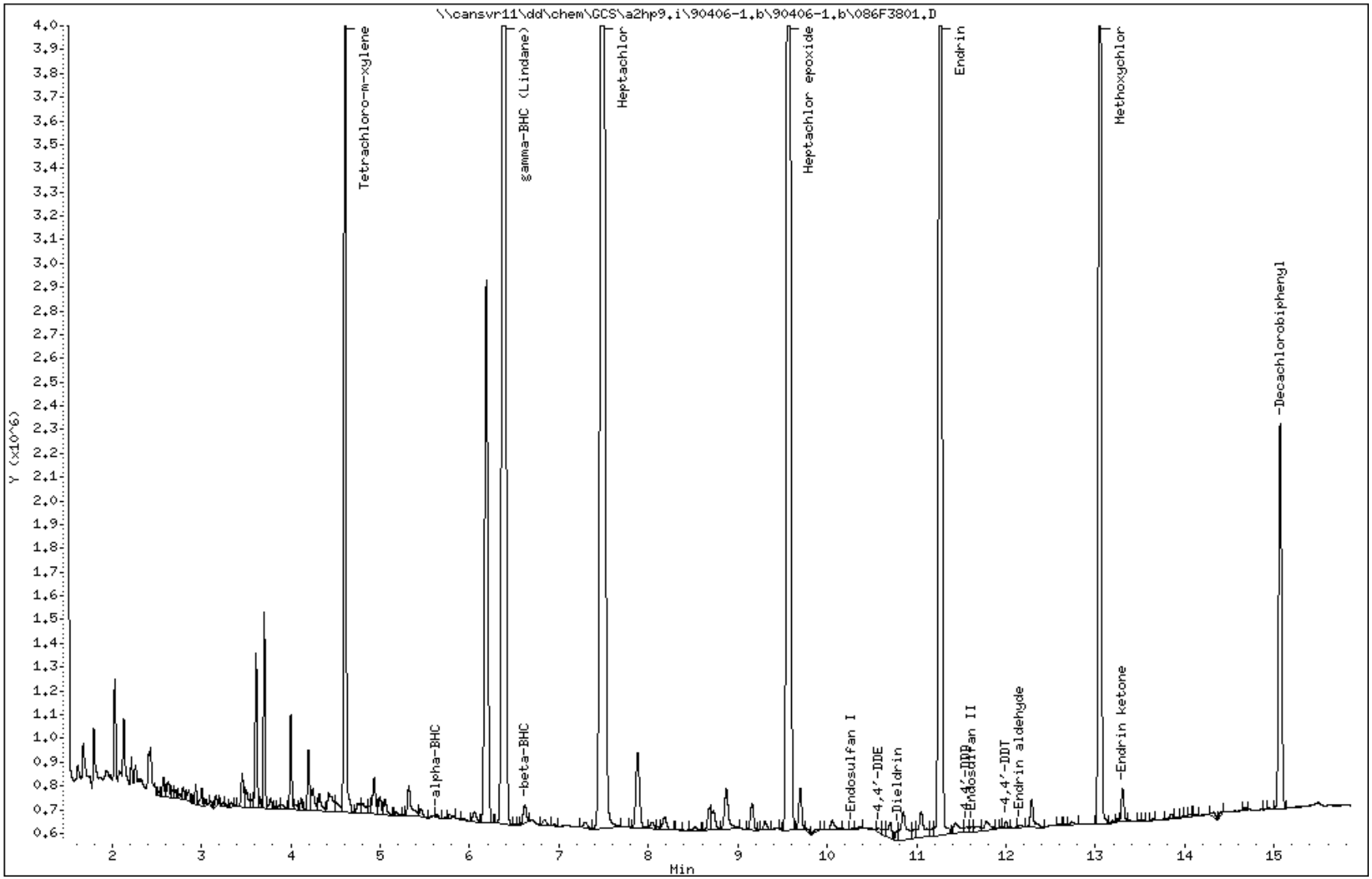

COMPOUNDS and EXP. RT REPORT

Operator: 093905 Date Acquired: 08-APR-2009 00:04
Data File: //cansvr11/dd/chem/GCS/a2hp9.i/90406-1.b/90406-1.b/086F3801.D
Lab Sample ID: K9FVL1AC
Misc. Info:
Instrument: a2hp9.i
Method: \\cansvr11\dd\chem\GCS\a2hp9.i\90406-1.b\PEST9.m\PEST9r.m
Dilution Factor: 5

Compound	RT	Area	Amount	Conc
1) Tetrachloro-m-xylene	4.605	6950475	0.011	0.169 mg/L
4) alpha-BHC	5.633	23688	0.000	0.000 mg/L
5) gamma-BHC (Lindane)	6.384	24577815	0.034	0.002 mg/L
6) beta-BHC	6.618	185391	0.001	0.000 mg/L
7) delta-BHC	NOT DETECTED	Expected RT = 7.369		
8) Heptachlor	7.489	20674493	0.031	0.002 mg/L
10) Aldrin	NOT DETECTED	Expected RT = 8.287		
12) Heptachlor epoxide	9.569	21171903	0.035	0.002 mg/L
13) gamma-Chlordane	NOT DETECTED	Expected RT = 9.933		
14) alpha-Chlordane	NOT DETECTED	Expected RT = 10.212		
15) Endosulfan I	10.270	9443	0.000	0.000 mg/L
16) 4,4'-DDE	10.572	67488	0.000	0.000 mg/L
17) Dieldrin	10.794	87496	0.000	0.000 mg/L
18) Endrin	11.264	17335204	0.036	0.002 mg/L
21) 4,4'-DDD	11.561	77048	0.000	0.000 mg/L
22) Endosulfan II	11.618	56006	0.000	0.000 mg/L
24) 4,4'-DDT	11.999	56823	0.000	0.000 mg/L
25) Endrin aldehyde	12.156	37163	0.000	0.000 mg/L
26) Endosulfan sulfate	NOT DETECTED	Expected RT = 12.562		
27) Methoxychlor	13.049	11176471	0.070	0.004 mg/L
29) Endrin ketone	13.304	292858	0.001	0.000 mg/L
30) Decachlorobiphenyl	15.065	3717859	0.011	0.172 mg/L

TestAmerica North Canton

PESTICIDES 8081/608

Data file : \\cansvr11\dd\chem\GCS\a2hp9.i\90406-1.b\087F3901.D
Lab Smp Id: K9FVL1AD Client Smp ID: INTRA-LAB CHECK
Inj Date : 08-APR-2009 00:27
Operator : 093905 Inst ID: a2hp9.i
Smp Info : K9FVL1AD,5
Misc Info :
Comment   :
Method   : \\cansvr11\dd\chem\GCS\a2hp9.i\90406-1.b\PEST9.m
Meth Date : 08-Apr-2009 10:00 vandorenc Quant Type: ESTD
Cal Date : 06-APR-2009 20:44 Cal File: 013F1301.D
Als bottle: 87 QC Sample: METHOD SPIKE
Dil Factor: 5.00000
Integrator: Falcon Compound Sublist: 13-pest.sub
Target Version: 4.14 Sample Matrix: WATER

Concentration Formula: Amt * DF * Vt*Vi/Vo * CpndVariable

Name	Value	Description
DF	5.000	Dilution Factor
Vt	3.000	Volume of final extract (mL)
Vo	250.000	Volume of sample extracted (mL)
Vi	1.000	Volume injected (uL)
Cpnd Variable		Local Compound Variable

				CONCENTRATIONS ON-COL (ng)	FINAL (mg/L)	TARGET RANGE	RATIO
RT	EXP RT	DLT RT	RESPONSE				
$ 1 Tetrachloro-m-xylene						CAS #: 877-09-8	
3.794	3.793	0.001	4798466	0.01144	0.1715		
4 alpha-BHC						CAS #: 319-84-6	
4.500	4.494	0.006	50583	9e-005	0.000005481		
5 gamma-BHC (Lindane)						CAS #: 58-89-9	
4.915	4.915	0.000	18226958	0.03601	0.002160		
6 beta-BHC						CAS #: 319-85-7	
5.053	5.061	-0.008	51712	2e-004	0.00001496		
7 delta-BHC						CAS #: 319-86-8	
5.323	5.308	0.015	17656	3e-005	0.000002076		
8 Heptachlor						CAS #: 76-44-8	
5.635	5.635	0.000	15476925	0.03287	0.001972		
10 Aldrin						CAS #: 309-00-2	

```
6.156    6.163   -0.007          63742  1e-004  0.000007321
--------------------------------------------------------------------------------
```

RT	EXP RT	DLT RT	RESPONSE	CONCENTRATIONS ON-COL (ng)	FINAL (mg/L)	TARGET RANGE	RATIO
12 Heptachlor epoxide						CAS #: 1024-57-3	
7.601	7.601	0.000	15484078	0.03443	0.002066		
13 gamma-Chlordane						CAS #: 5103-74-2	
7.910	7.906	0.004	13272	3e-005	0.000001736		
14 alpha-Chlordane						CAS #: 5103-71-9	

Peaks not detected for Quant. or Qual. signal(s).

15 Endosulfan I						CAS #: 959-98-8	

Peaks not detected for Quant. or Qual. signal(s).

16 4,4'-DDE						CAS #: 72-55-9	

Peaks not detected for Quant. or Qual. signal(s).

17 Dieldrin						CAS #: 60-57-1	
8.986	8.991	-0.005	8002	2e-005	0.000001036		
18 Endrin						CAS #: 72-20-8	
9.417	9.416	0.001	12770762	0.03124	0.001874		
20 4,4'-DDD						CAS #: 72-54-8	

Peaks not detected for Quant. or Qual. signal(s).

22 Endosulfan II						CAS #: 33213-65-9	

Peaks not detected for Quant. or Qual. signal(s).

23 4,4'-DDT						CAS #: 50-29-3	

Peaks not detected for Quant. or Qual. signal(s).

25 Endrin aldehyde						CAS #: 7421-93-4	
10.602	10.590	0.012	44730	0.00014	0.000008375		
27 Methoxychlor						CAS #: 72-43-5	
11.117	11.119	-0.002	7866142	0.04807	0.002884		
28 Endosulfan sulfate						CAS #: 1031-07-8	
11.283	11.289	-0.006	27720	8e-005	0.000004565		

```
   29 Endrin ketone                              CAS #: 53494-70-5
11.680  11.682   -0.002          134933  3e-004  0.00002034
---------------------------------------------------------------------------
$  30 Decachlorobiphenyl                         CAS #: 2051-24-3
13.238  13.238    0.000         2519346 0.00751   0.1127                      (M)
---------------------------------------------------------------------------
```

QC Flag Legend

M - Compound response manually integrated.

Data File: \\cansvr11\dd\chem\GCS\a2hp9.i\90406-1.b\087F3901.D

Date : 08-APR-2009 00:27

Client ID: INTRA-LAB CHECK

Instrument: a2hp9.i

Sample Info: K9FVL1AD,5

Volume Injected (uL): 1.0

Operator: 093905

Column phase: clp pesticides I

Column diameter: 0.53

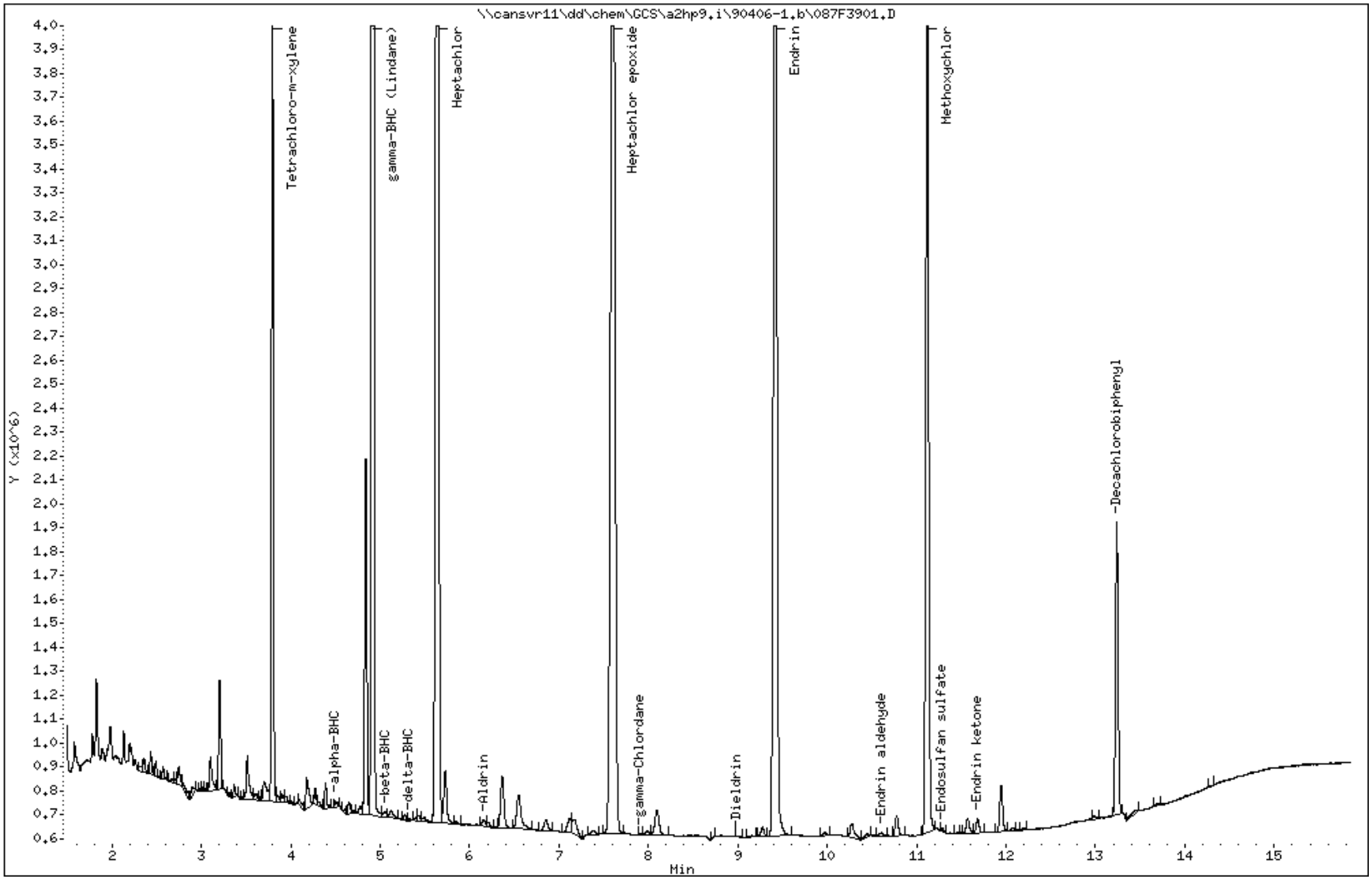

COMPOUNDS and EXP. RT REPORT

Operator: 093905 Date Acquired: 08-APR-2009 00:27
Data File: //cansvr11/dd/chem/GCS/a2hp9.i/90406-1.b/087F3901.D
Lab Sample ID: K9FVL1AD
Misc. Info:
Instrument: a2hp9.i
Method: \\cansvr11\dd\chem\GCS\a2hp9.i\90406-1.b\PEST9.m
Dilution Factor: 5

Compound	RT	Area	Amount	Conc
1) Tetrachloro-m-xylene	3.795	4798466	0.011	0.172 mg/L
4) alpha-BHC	4.500	50583	0.000	0.000 mg/L
5) gamma-BHC (Lindane)	4.915	18226958	0.036	0.002 mg/L
6) beta-BHC	5.054	51712	0.000	0.000 mg/L
7) delta-BHC	5.324	17656	0.000	0.000 mg/L
8) Heptachlor	5.635	15476925	0.033	0.002 mg/L
10) Aldrin	6.156	63742	0.000	0.000 mg/L
12) Heptachlor epoxide	7.601	15484078	0.034	0.002 mg/L
13) gamma-Chlordane	7.910	13272	0.000	0.000 mg/L
14) alpha-Chlordane	NOT DETECTED	Expected RT = 8.221		
15) Endosulfan I	NOT DETECTED	Expected RT = 8.478		
16) 4,4'-DDE	NOT DETECTED	Expected RT = 8.552		
17) Dieldrin	8.986	8002	0.000	0.000 mg/L
18) Endrin	9.417	12770762	0.031	0.002 mg/L
20) 4,4'-DDD	NOT DETECTED	Expected RT = 9.733		
22) Endosulfan II	NOT DETECTED	Expected RT = 9.838		
23) 4,4'-DDT	NOT DETECTED	Expected RT = 10.221		
25) Endrin aldehyde	10.602	44730	0.000	0.000 mg/L
27) Methoxychlor	11.118	7866142	0.048	0.003 mg/L
28) Endosulfan sulfate	11.284	27720	0.000	0.000 mg/L
29) Endrin ketone	11.680	134933	0.000	0.000 mg/L
30) Decachlorobiphenyl	13.239	2519346	0.008	0.113 mg/L

Data File Name: 087F3901.D
Inj. Date and Time: 08-APR-2009 00:27
Instrument ID: a2hp9.i
Client ID: INTRA-LAB CHECK
Compound Name: Decachlorobiphenyl
CAS #: 2051-24-3
Report Date: 04/09/2009

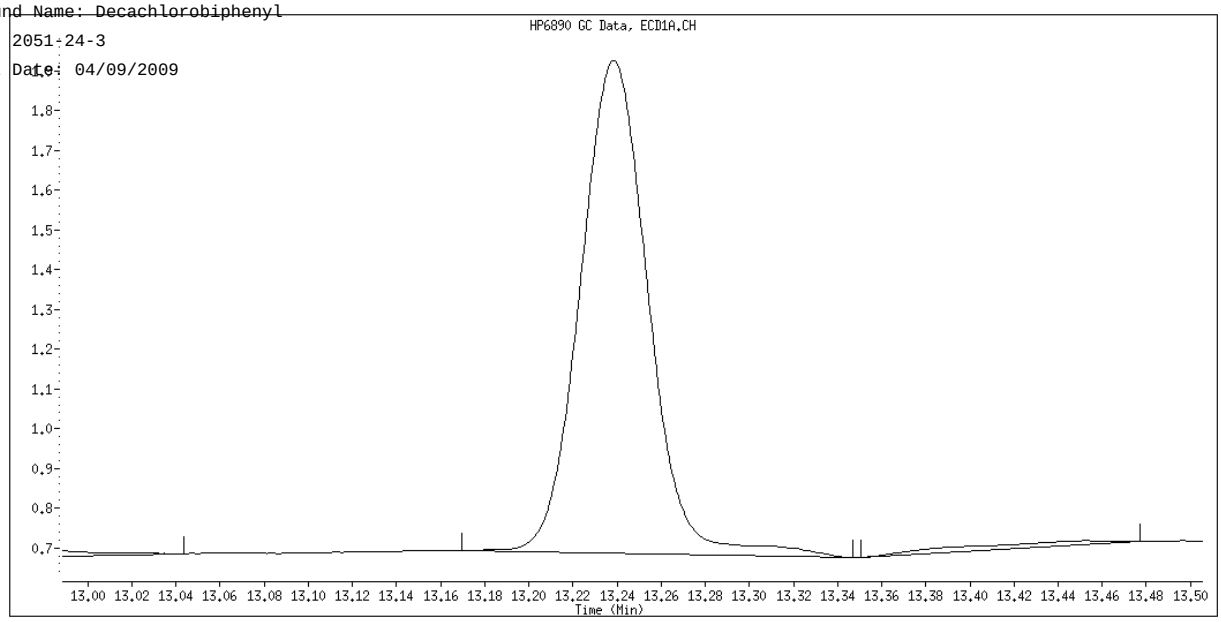

Original Integration

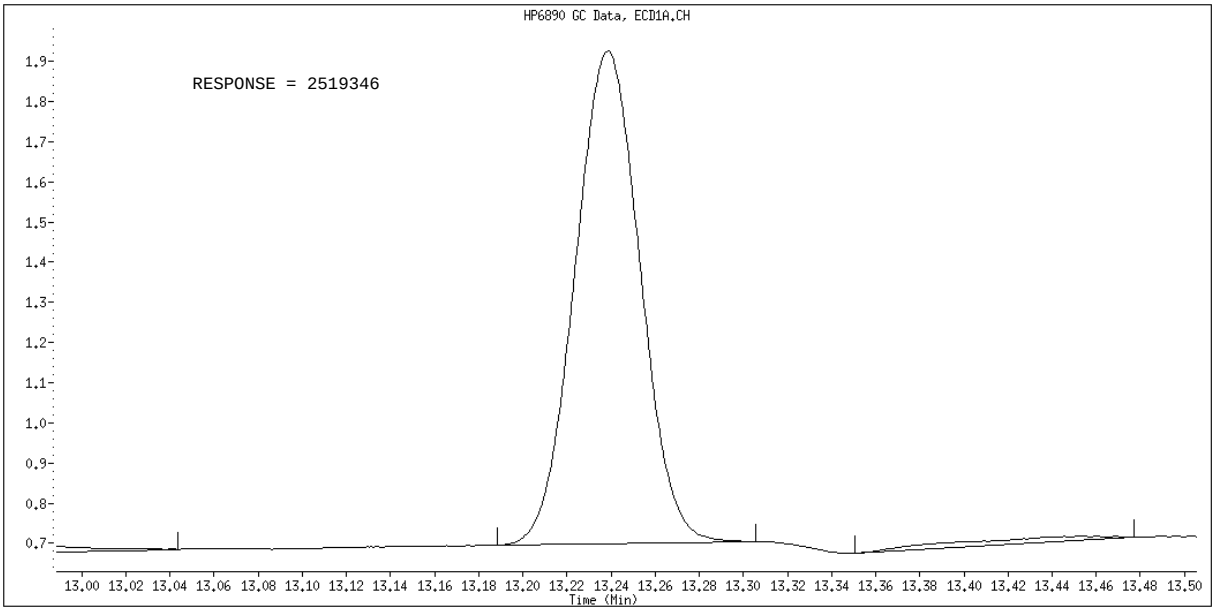

Manual Integration

Manually Integrated By: vandorenc
Manual Integration Reason: Baseline Event

TestAmerica North Canton

PESTICIDES 8081/608

Data file : \\cansvr11\dd\chem\GCS\a2hp9.i\90406-1.b\90406-1.b\087F3901.D
Lab Smp Id: K9FVL1AD Client Smp ID: INTRA-LAB CHECK
Inj Date : 08-APR-2009 00:27
Operator : 093905 Inst ID: a2hp9.i
Smp Info : K9FVL1AD,5
Misc Info :
Comment :
Method : \\cansvr11\dd\chem\GCS\a2hp9.i\90406-1.b\PEST9.m\PEST9r.m
Meth Date : 08-Apr-2009 06:29 vandorenc Quant Type: ESTD
Cal Date : 06-APR-2009 20:44 Cal File: 013F1301.D
Als bottle: 87 QC Sample: METHOD SPIKE
Dil Factor: 5.00000
Integrator: Falcon Compound Sublist: 13-pest.sub
Target Version: 4.14 Sample Matrix: WATER
Processing Host: CANPGCSV23

Concentration Formula: Amt * DF * Vt*Vi/Vo * CpndVariable

Name	Value	Description
DF	5.000	Dilution Factor
Vt	3.000	Volume of final extract (mL)
Vo	250.000	Volume of sample extracted (mL)
Vi	1.000	Volume injected (uL)
Cpnd Variable		Local Compound Variable

				CONCENTRATIONS ON-COL	FINAL		
RT	EXP RT	DLT RT	RESPONSE	(ng)	(mg/L)	TARGET RANGE	RATIO
$ 1 Tetrachloro-m-xylene						CAS #: 877-09-8	
4.606	4.605	0.001	6842884	0.01110	0.1665		
4 alpha-BHC						CAS #: 319-84-6	
5.634	5.637	-0.003	24159	3e-005	0.000001744		
5 gamma-BHC (Lindane)						CAS #: 58-89-9	
6.384	6.382	0.002	25939699	0.03566	0.002140		
6 beta-BHC						CAS #: 319-85-7	
6.615	6.611	0.004	13000	1e-004	0.000006904		
7 delta-BHC						CAS #: 319-86-8	

Peaks not detected for Quant. or Qual. signal(s).

8 Heptachlor CAS #: 76-44-8

```
7.489    7.487    0.002         7163828 0.03406  0.002044
--------------------------------------------------------------------------------
```

RT	EXP RT	DLT RT	RESPONSE	CONCENTRATIONS ON-COL (ng)	FINAL (mg/L)	TARGET RANGE	RATIO

10 Aldrin CAS #: 309-00-2

Peaks not detected for Quant. or Qual. signal(s).

---

12 Heptachlor epoxide CAS #: 1024-57-3

9.567	9.567	0.000	20792866	0.03440	0.002064		

---

13 gamma-Chlordane CAS #: 5103-74-2

Peaks not detected for Quant. or Qual. signal(s).

---

14 alpha-Chlordane CAS #: 5103-71-9

Peaks not detected for Quant. or Qual. signal(s).

---

15 Endosulfan I CAS #: 959-98-8

Peaks not detected for Quant. or Qual. signal(s).

---

16 4,4'-DDE CAS #: 72-55-9

10.577	10.594	-0.017	12226	2e-005	0.000001276		

---

17 Dieldrin CAS #: 60-57-1

Peaks not detected for Quant. or Qual. signal(s).

---

18 Endrin CAS #: 72-20-8

11.264	11.264	0.000	7769347	0.03439	0.002063		

---

21 4,4'-DDD CAS #: 72-54-8

11.551	11.543	0.008	28658	8e-005	0.000004522		

---

22 Endosulfan II CAS #: 33213-65-9

11.613	11.615	-0.002	11017	5e-005	0.000003092		

---

24 4,4'-DDT CAS #: 50-29-3

11.997	12.017	-0.020	49636	1e-004	0.000007677		

---

25 Endrin aldehyde CAS #: 7421-93-4

12.162	12.151	0.011	9904	6e-005	0.000003662		

---

26 Endosulfan sulfate CAS #: 1031-07-8

Peaks not detected for Quant. or Qual. signal(s).

```
   27 Methoxychlor                                CAS #: 72-43-5
13.048  13.049   -0.001         4464939 0.05278  0.003167
---------------------------------------------------------------------------
   29 Endrin ketone                               CAS #: 53494-70-5
13.307  13.307    0.000           70721 0.00033  0.00001981
---------------------------------------------------------------------------
$  30 Decachlorobiphenyl                          CAS #: 2051-24-3
15.066  15.065    0.001         1047733 0.00741   0.1112
---------------------------------------------------------------------------
```

Data File: \\cansvr11\dd\chem\GCS\a2hp9.i\90406-1.b\90406-1.b\087F3901.D

Date : 08-APR-2009 00:27

Client ID: INTRA-LAB CHECK

Instrument: a2hp9.i

Sample Info: K9FVL1AD,5

Volume Injected (uL): 1.0

Operator: 093905

Column phase: clp pesticides II

Column diameter: 0.53

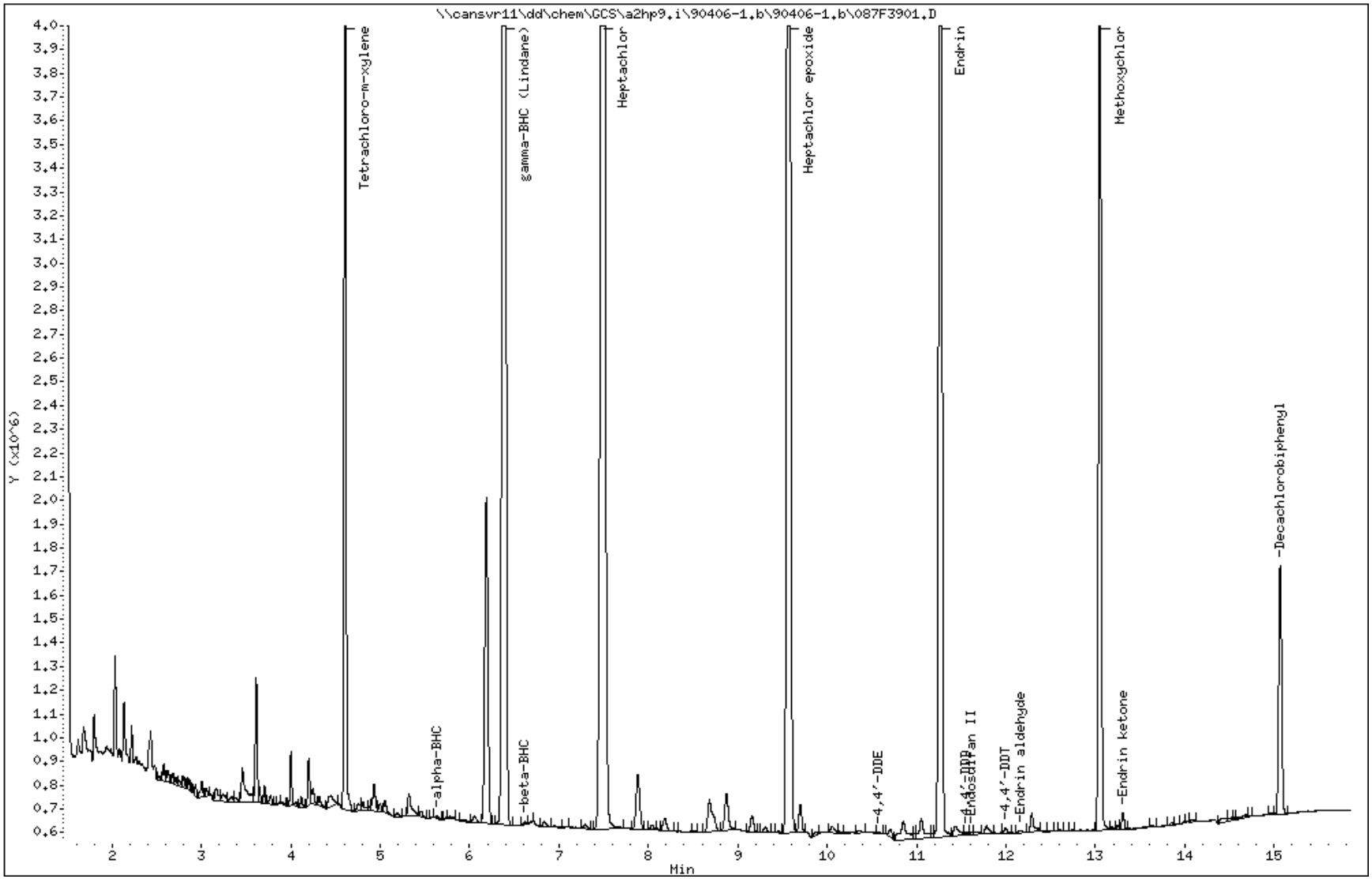

COMPOUNDS and EXP. RT REPORT

Operator: 093905 Date Acquired: 08-APR-2009 00:27
Data File: //cansvr11/dd/chem/GCS/a2hp9.i/90406-1.b/90406-1.b/087F3901.D
Lab Sample ID: K9FVL1AD
Misc. Info:
Instrument: a2hp9.i
Method: \\cansvr11\dd\chem\GCS\a2hp9.i\90406-1.b\PEST9.m\PEST9r.m
Dilution Factor: 5

Compound	RT	Area	Amount	Conc
1) Tetrachloro-m-xylene	4.606	6842884	0.011	0.167 mg/L
4) alpha-BHC	5.635	24159	0.000	0.000 mg/L
5) gamma-BHC (Lindane)	6.385	25939699	0.036	0.002 mg/L
6) beta-BHC	6.615	28027	0.000	0.000 mg/L
7) delta-BHC	NOT DETECTED	Expected RT = 7.369		
8) Heptachlor	7.490	22812138	0.034	0.002 mg/L
10) Aldrin	NOT DETECTED	Expected RT = 8.287		
12) Heptachlor epoxide	9.568	20792866	0.034	0.002 mg/L
13) gamma-Chlordane	NOT DETECTED	Expected RT = 9.933		
14) alpha-Chlordane	NOT DETECTED	Expected RT = 10.212		
15) Endosulfan I	NOT DETECTED	Expected RT = 10.282		
16) 4,4'-DDE	10.577	12226	0.000	0.000 mg/L
17) Dieldrin	NOT DETECTED	Expected RT = 10.769		
18) Endrin	11.265	16308383	0.034	0.002 mg/L
21) 4,4'-DDD	11.551	28658	0.000	0.000 mg/L
22) Endosulfan II	11.614	29429	0.000	0.000 mg/L
24) 4,4'-DDT	11.997	49636	0.000	0.000 mg/L
25) Endrin aldehyde	12.162	34631	0.000	0.000 mg/L
26) Endosulfan sulfate	NOT DETECTED	Expected RT = 12.562		
27) Methoxychlor	13.049	8482978	0.053	0.003 mg/L
29) Endrin ketone	13.308	143094	0.000	0.000 mg/L
30) Decachlorobiphenyl	15.066	2403036	0.007	0.111 mg/L

LABORATORY CONTROL SAMPLE EVALUATION REPORT

GC Semivolatiles

Client Lot #...: A9C310174 **Work Order #...:** K9FVM1AC-LCS **Matrix.....:** SOLID
LCS Lot-Sample#: A9D020000-034 K9FVM1AD-LCSD
Prep Date.....: 04/02/09 **Analysis Date..:** 04/07/09
Prep Batch #...: 9092034
Dilution Factor: 5 **Final Wgt/Vol..:** 3 mL
Initial Wgt/Vol: 250 mL

PARAMETER	PERCENT RECOVERY	RECOVERY LIMITS	RPD	RPD LIMITS	METHOD
Endrin	**100**	**(50 - 110)**			**SW846 8081A**
	104	**(50 - 110)**	**3.4**	**(0-93)**	**SW846 8081A**
Heptachlor	**98**	**(57 - 110)**			**SW846 8081A**
	86	**(57 - 110)**	**13**	**(0-88)**	**SW846 8081A**
Heptachlor epoxide	**106**	**(56 - 110)**			**SW846 8081A**
	101	**(56 - 110)**	**5.4**	**(0-86)**	**SW846 8081A**
Lindane	**104**	**(56 - 110)**			**SW846 8081A**
	97	**(56 - 110)**	**7.3**	**(0-88)**	**SW846 8081A**
Methoxychlor	**105**	**(41 - 126)**			**SW846 8081A**
	100	**(41 - 126)**	**5.6**	**(0-94)**	**SW846 8081A**

SURROGATE	PERCENT RECOVERY	RECOVERY LIMITS
Decachlorobiphenyl	78	(31 - 115)
	75	(31 - 115)
Tetrachloro-m-xylene	81	(47 - 110)
	82	(47 - 110)

NOTE(S):

Calculations are performed before rounding to avoid round-off errors in calculated results.

Bold print denotes control parameters

LABORATORY CONTROL SAMPLE DATA REPORT

GC Semivolatiles

Client Lot #...: A9C310174 **Work Order #...:** K9FVM1AC-LCS **Matrix.....:** SOLID
LCS Lot-Sample#: A9D020000-034 K9FVM1AD-LCSD
Prep Date.....: 04/02/09 **Analysis Date..:** 04/07/09
Prep Batch #...: 9092034
Dilution Factor: 5 **Final Wgt/Vol..:** 3 mL
Initial Wgt/Vol: 250 mL

PARAMETER	SPIKE AMOUNT	MEASURED AMOUNT	UNITS	PERCENT RECOVERY	RPD	METHOD
Endrin	**0.0020**	**0.0020**	**mg/L**	**100**		**SW846 8081A**
	0.0020	**0.0021**	**mg/L**	**104**	**3.4**	**SW846 8081A**
Heptachlor	**0.0020**	**0.0020**	**mg/L**	**98**		**SW846 8081A**
	0.0020	**0.0017**	**mg/L**	**86**	**13**	**SW846 8081A**
Heptachlor epoxide	**0.0020**	**0.0021**	**mg/L**	**106**		**SW846 8081A**
	0.0020	**0.0020**	**mg/L**	**101**	**5.4**	**SW846 8081A**
Lindane	**0.0020**	**0.0021**	**mg/L**	**104**		**SW846 8081A**
	0.0020	**0.0019**	**mg/L**	**97**	**7.3**	**SW846 8081A**
Methoxychlor	**0.0040**	**0.0042**	**mg/L**	**105**		**SW846 8081A**
	0.0040	**0.0040**	**mg/L**	**100**	**5.6**	**SW846 8081A**

SURROGATE	PERCENT RECOVERY	RECOVERY LIMITS
Decachlorobiphenyl	78	(31 - 115)
	75	(31 - 115)
Tetrachloro-m-xylene	81	(47 - 110)
	82	(47 - 110)

NOTE(S):

Calculations are performed before rounding to avoid round-off errors in calculated results.

Bold print denotes control parameters

TestAmerica North Canton

PESTICIDES 8081/608

Data file : \\cansvr11\dd\chem\GCS\a2hp9.i\90406-1.b\079F3101.D
Lab Smp Id: K9FVM1AC Client Smp ID: INTRA-LAB CHECK
Inj Date : 07-APR-2009 21:27
Operator : 093905 Inst ID: a2hp9.i
Smp Info : K9FVM1AC,5
Misc Info : 14-TCLP.SUB,TCLPCHK.SPK
Comment   :
Method   : \\cansvr11\dd\chem\GCS\a2hp9.i\90406-1.b\PEST9.m
Meth Date : 08-Apr-2009 10:00 vandorenc Quant Type: ESTD
Cal Date : 06-APR-2009 20:44 Cal File: 013F1301.D
Als bottle: 79 QC Sample: METHOD SPIKE
Dil Factor: 5.00000
Integrator: Falcon Compound Sublist: 14-TCLP.SUB
Target Version: 4.14 Sample Matrix: WATER

Concentration Formula: Amt * DF * Vt*Vi/Vo * CpndVariable

Name	Value	Description
DF	5.000	Dilution Factor
Vt	3.000	Volume of final extract (mL)
Vo	250.000	Volume of sample extracted (mL)
Vi	1.000	Volume injected (uL)
Cpnd Variable		Local Compound Variable

				CONCENTRATIONS ON-COL	FINAL		
RT	EXP RT	DLT RT	RESPONSE	(ng)	(mg/L)	TARGET RANGE	RATIO
$ 1 Tetrachloro-m-xylene						CAS #: 877-09-8	
3.793	3.793	0.000	4737744	0.01129	0.1694		
5 gamma-BHC (Lindane)						CAS #: 58-89-9	
4.915	4.915	0.000	18098464	0.03575	0.002145		
8 Heptachlor						CAS #: 76-44-8	
5.635	5.635	0.000	15066338	0.03200	0.001920		
9 Tech Chlordane						CAS #: 57-74-9	

Peaks not detected for Quant. or Qual. signal(s).

12 Heptachlor epoxide						CAS #: 1024-57-3	
7.601	7.601	0.000	16149926	0.03592	0.002155		
18 Endrin						CAS #: 72-20-8	
9.416	9.416	0.000	13685317	0.03348	0.002009		

---

24 Toxaphene CAS #: 8001-35-2

9.972 9.959 0.013 15885 0.00291 0.0001744 80.00- 120.00 100.00

RT	EXP RT	DLT RT	RESPONSE	CONCENTRATIONS ON-COL (ng)	FINAL (mg/L)	TARGET RANGE	RATIO
24 Toxaphene (continued)							
0.000	10.389	-10.389	0	0.0000	0.0000	114.04- 154.04	0.00
11.116	11.099	0.017	4665047	0.67034	0.04022	115.64- 155.64	29367.62
11.228	11.244	-0.016	21693	0.00350	0.0002100	52.78- 92.78	136.56
11.679	11.651	0.028	80477	0.02154	0.001292	69.36- 109.36	506.62
Average of Peak Concentrations =					0.01047		
23 4,4'-DDT					CAS #: 50-29-3		

Peaks not detected for Quant. or Qual. signal(s).

27 Methoxychlor					CAS #: 72-43-5		
11.116	11.119	-0.003	10242029	0.06259	0.003756		
$ 30 Decachlorobiphenyl					CAS #: 2051-24-3		
13.237	13.238	-0.001	3663716	0.01092	0.1638		(M)

QC Flag Legend

M - Compound response manually integrated.

Data File: \\cansvr11\dd\chem\GCS\a2hp9.i\90406-1.b\079F3101.D

Date : 07-APR-2009 21:27

Client ID: INTRA-LAB CHECK

Instrument: a2hp9.i

Sample Info: K9FVM1AC,5

Volume Injected (uL): 1.0

Operator: 093905

Column phase: clp pesticides I

Column diameter: 0.53

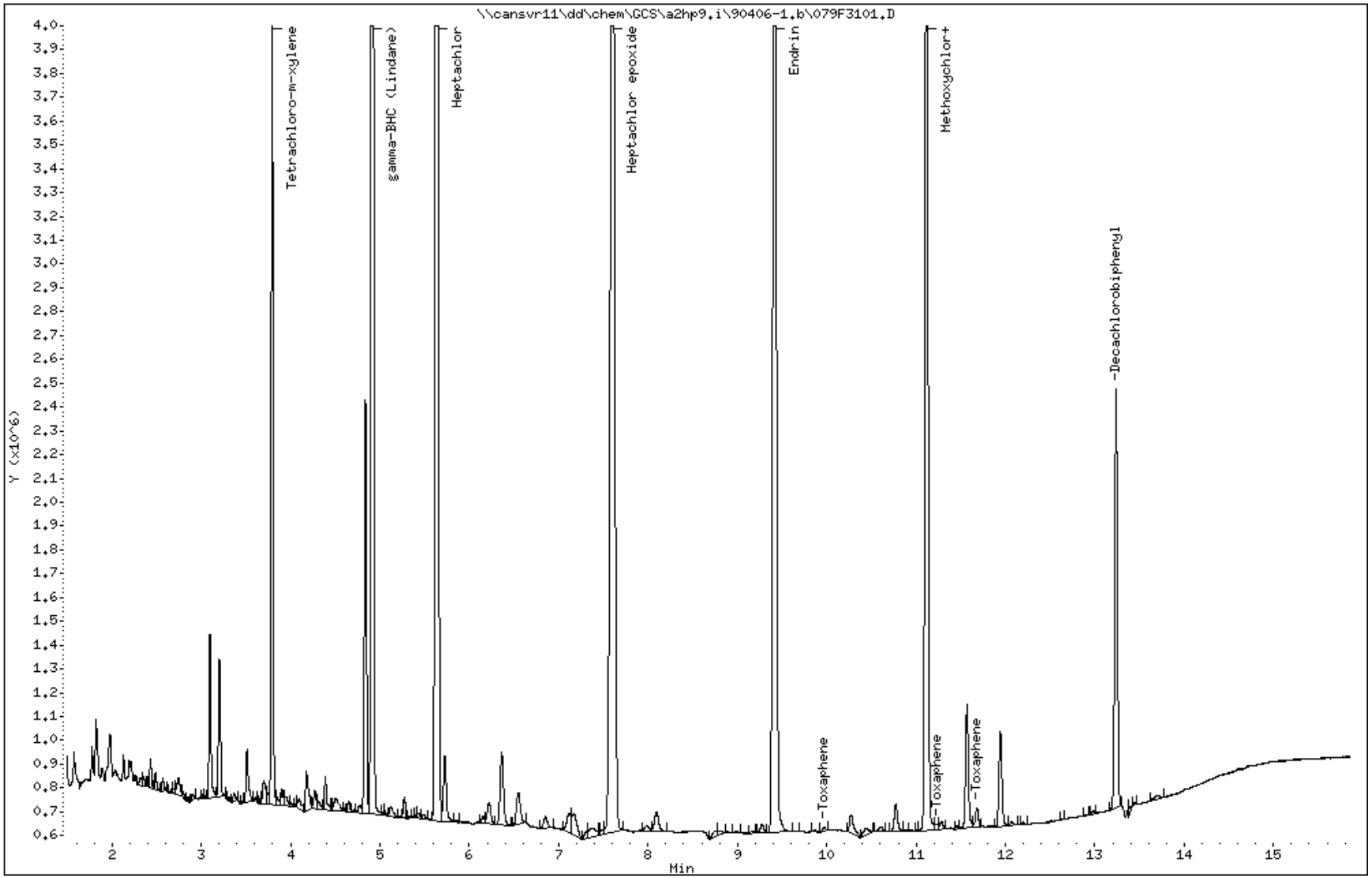

COMPOUNDS and EXP. RT REPORT

Operator: 093905 Date Acquired: 07-APR-2009 21:27
Data File: //cansvr11/dd/chem/GCS/a2hp9.i/90406-1.b/079F3101.D
Lab Sample ID: K9FVM1AC
Misc. Info: 14-TCLP.SUB,TCLPCHK.SPK
Instrument: a2hp9.i
Method: \\cansvr11\dd\chem\GCS\a2hp9.i\90406-1.b\PEST9.m
Dilution Factor: 5

Compound	RT	Area	Amount	Conc
1) Tetrachloro-m-xylene	3.794	4737744	0.011	0.169 mg/L
5) gamma-BHC (Lindane)	4.915	18098464	0.036	0.002 mg/L
9) Tech Chlordane	NOT DETECTED	Expected RT = 5.502		
8) Heptachlor	5.635	15066338	0.032	0.002 mg/L
12) Heptachlor epoxide	7.602	16149926	0.036	0.002 mg/L
18) Endrin	9.417	13685317	0.033	0.002 mg/L
24) Toxaphene	9.973	34937	0.003	0.000 mg/L
23) 4,4'-DDT	NOT DETECTED	Expected RT = 10.221		
27) Methoxychlor	11.117	10242029	0.063	0.004 mg/L
30) Decachlorobiphenyl	13.238	3663716	0.011	0.164 mg/L

Data File Name: 079F3101.D
Inj. Date and Time: 07-APR-2009 21:27
Instrument ID: a2hp9.i
Client ID: INTRA-LAB CHECK
Compound Name: Decachlorobiphenyl
CAS #: 2051-24-3
Report Date: 04/09/2009

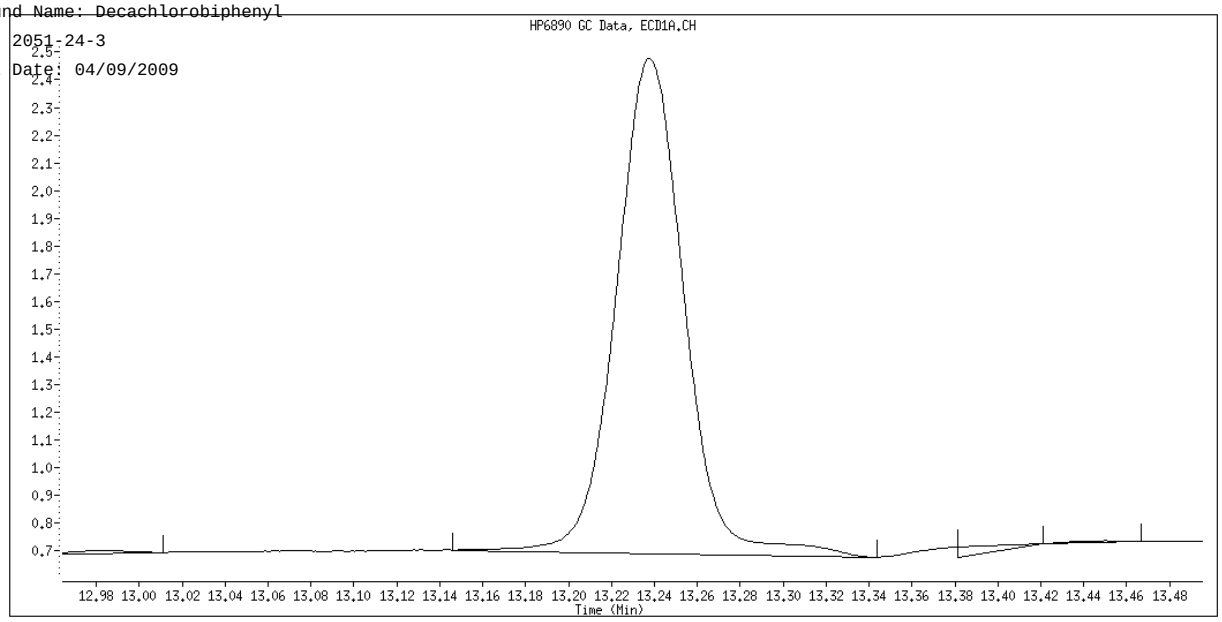

Original Integration

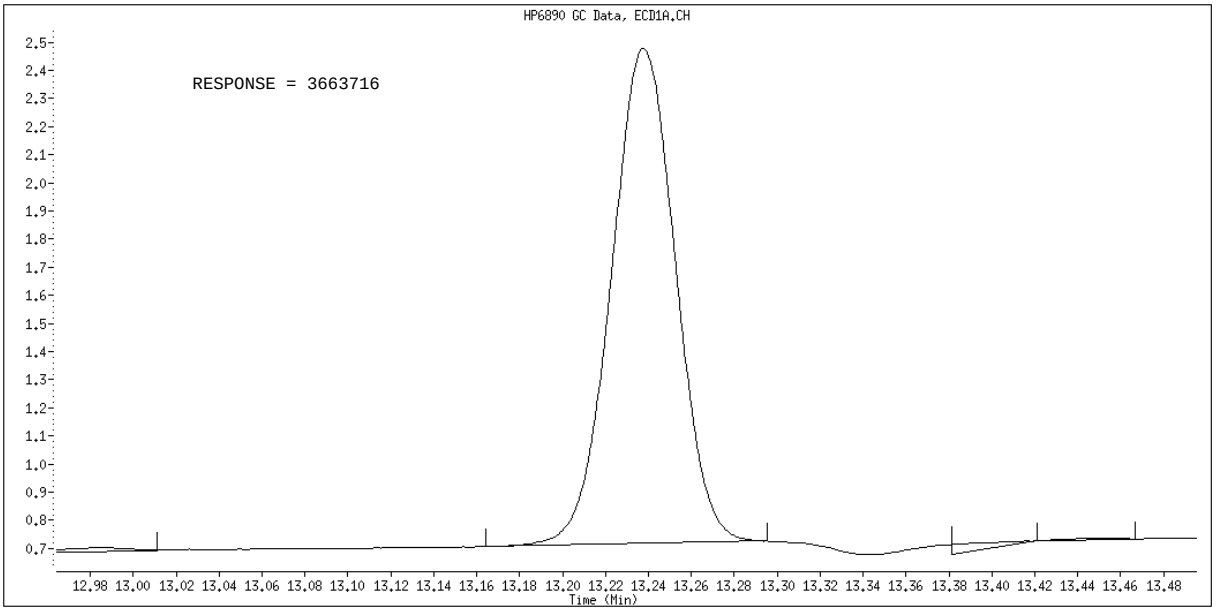

Manual Integration

Manually Integrated By: vandorenc
Manual Integration Reason: Baseline Event

TestAmerica North Canton

PESTICIDES 8081/608

Data file : \\cansvr11\dd\chem\GCS\a2hp9.i\90406-1.b\90406-1.b\079F3101.D
Lab Smp Id: K9FVM1AC Client Smp ID: INTRA-LAB CHECK
Inj Date : 07-APR-2009 21:27
Operator : 093905 Inst ID: a2hp9.i
Smp Info : K9FVM1AC,5
Misc Info : 14-TCLP.SUB,TCLPCHK.SPK
Comment :
Method : \\cansvr11\dd\chem\GCS\a2hp9.i\90406-1.b\PEST9.m\PEST9r.m
Meth Date : 08-Apr-2009 06:29 vandorenc Quant Type: ESTD
Cal Date : 06-APR-2009 20:44 Cal File: 013F1301.D
Als bottle: 79 QC Sample: METHOD SPIKE
Dil Factor: 5.00000
Integrator: Falcon Compound Sublist: 14-TCLP.SUB
Target Version: 4.14 Sample Matrix: WATER
Processing Host: CANPGCSV23

Concentration Formula: Amt * DF * Vt*Vi/Vo * CpndVariable

Name	Value	Description
DF	5.000	Dilution Factor
Vt	3.000	Volume of final extract (mL)
Vo	250.000	Volume of sample extracted (mL)
Vi	1.000	Volume injected (uL)
Cpnd Variable		Local Compound Variable

				CONCENTRATIONS ON-COL	FINAL		
RT	EXP RT	DLT RT	RESPONSE	(ng)	(mg/L)	TARGET RANGE	RATIO
$ 1 Tetrachloro-m-xylene						CAS #: 877-09-8	
4.606	4.605	0.001	6663502	0.01081	0.1621		
5 gamma-BHC (Lindane)						CAS #: 58-89-9	
6.383	6.382	0.001	25205659	0.03465	0.002079		
9 Tech Chlordane						CAS #: 57-74-9	

Peaks not detected for Quant. or Qual. signal(s).

12 Heptachlor epoxide						CAS #: 1024-57-3	
9.568	9.567	0.001	21442757	0.03548	0.002129		
18 Endrin						CAS #: 72-20-8	
11.264	11.264	0.000	8636804	0.03823	0.002294		
23 Toxaphene						CAS #: 8001-35-2	

```
11.780  11.754    0.026           24300 0.00264  0.0001585  80.00- 120.00   100.00
0.000   11.868  -11.868               0  0.0000   0.0000 114.04- 154.04     0.00
12.154  12.159   -0.005            7980  8e-004  0.00005019 115.64- 155.64    32.84
```

RT	EXP RT	DLT RT	RESPONSE	CONCENTRATIONS ON-COL (ng)	FINAL (mg/L)	TARGET RANGE	RATIO
23 Toxaphene (continued)							
0.000	12.897	-12.897	0	0.0000	0.0000	52.78- 92.78	0.00
13.246	13.264	-0.018	20965	0.00570	0.0003419	69.36- 109.36	86.28
Average of Peak Concentrations = 0.0001835							
8 Heptachlor					CAS #: 76-44-8		
7.489	7.487	0.002	6860423	0.03262	0.001957		
27 Methoxychlor					CAS #: 72-43-5		
13.048	13.049	-0.001	5943330	0.07025	0.004215		
$ 30 Decachlorobiphenyl					CAS #: 2051-24-3		
15.065	15.065	0.000	1476396	0.01045	0.1567		

Data File: \\cansvr11\dd\chem\GCS\a2hp9.i\90406-1.b\90406-1.b\079F3101.D

Date : 07-APR-2009 21:27

Client ID: INTRA-LAB CHECK

Instrument: a2hp9.i

Sample Info: K9FVM1AC,5

Volume Injected (uL): 1.0

Operator: 093905

Column phase: clp pesticides II

Column diameter: 0.53

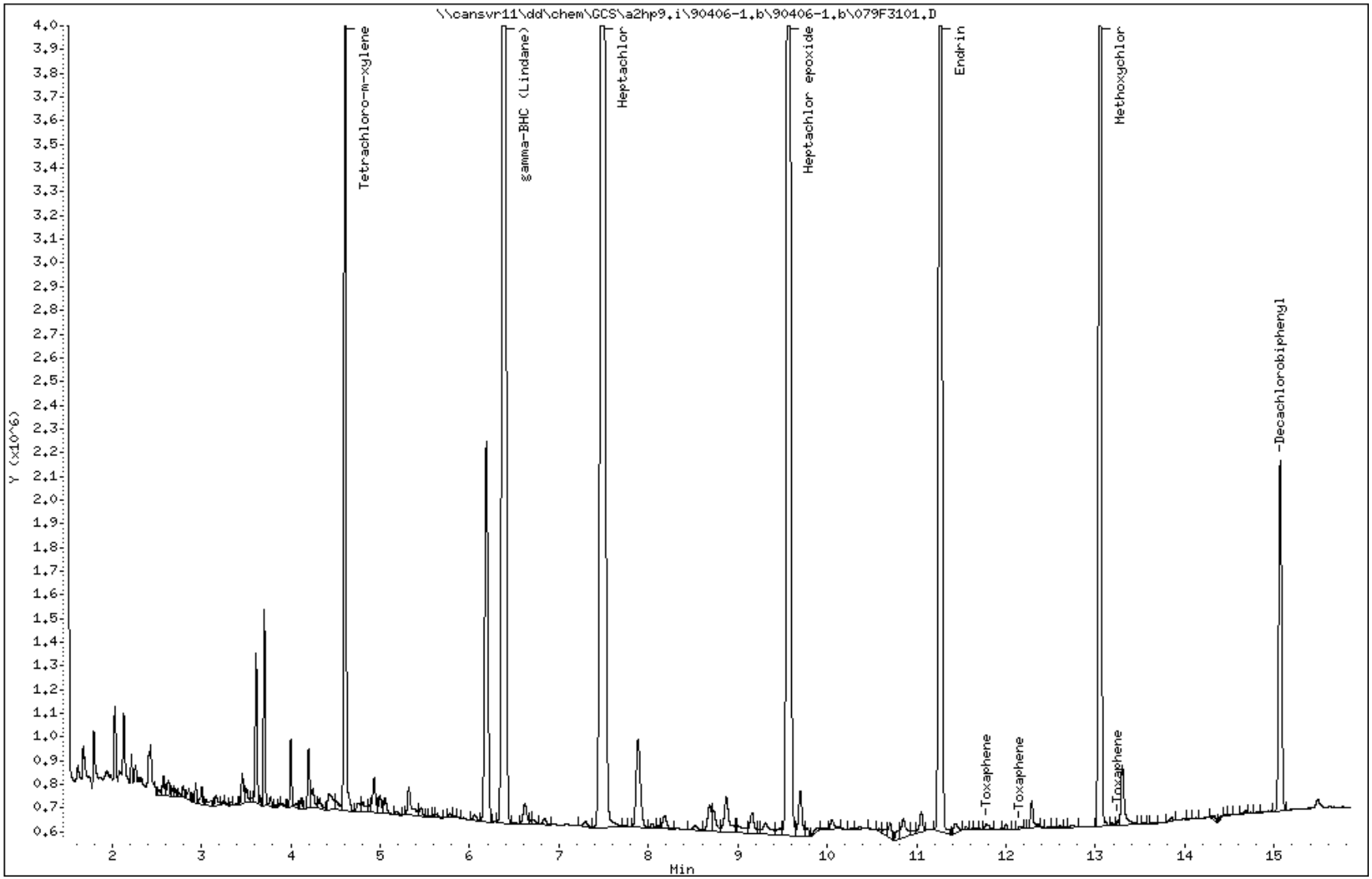

COMPOUNDS and EXP. RT REPORT

Operator: 093905 Date Acquired: 07-APR-2009 21:27
Data File: //cansvr11/dd/chem/GCS/a2hp9.i/90406-1.b/90406-1.b/079F3101.D
Lab Sample ID: K9FVM1AC
Misc. Info: 14-TCLP.SUB,TCLPCHK.SPK
Instrument: a2hp9.i
Method: \\cansvr11\dd\chem\GCS\a2hp9.i\90406-1.b\PEST9.m\PEST9r.m
Dilution Factor: 5

Compound	RT	Area	Amount	Conc
1) Tetrachloro-m-xylene	4.606	6663502	0.011	0.162 mg/L
5) gamma-BHC (Lindane)	6.384	25205659	0.035	0.002 mg/L
9) Tech Chlordane	NOT DETECTED	Expected RT = 7.087		
8) Heptachlor	7.489	21934606	0.033	0.002 mg/L
12) Heptachlor epoxide	9.569	21442757	0.035	0.002 mg/L
18) Endrin	11.264	17894908	0.038	0.002 mg/L
23) Toxaphene	11.780	80158	0.003	0.000 mg/L
27) Methoxychlor	13.049	11288050	0.070	0.004 mg/L
30) Decachlorobiphenyl	15.065	3391606	0.010	0.157 mg/L

TestAmerica North Canton

PESTICIDES 8081/608

Data file : \\cansvr11\dd\chem\GCS\a2hp9.i\90406-1.b\080F3201.D
Lab Smp Id: K9FVM1AD Client Smp ID: INTRA-LAB CHECK
Inj Date : 07-APR-2009 21:50
Operator : 093905 Inst ID: a2hp9.i
Smp Info : K9FVM1AD,5
Misc Info : 14-TCLP.SUB,TCLPCHK.SPK
Comment   :
Method   : \\cansvr11\dd\chem\GCS\a2hp9.i\90406-1.b\PEST9.m
Meth Date : 08-Apr-2009 10:00 vandorenc Quant Type: ESTD
Cal Date : 06-APR-2009 20:44 Cal File: 013F1301.D
Als bottle: 80 QC Sample: METHOD SPIKE
Dil Factor: 5.00000
Integrator: Falcon Compound Sublist: 14-TCLP.SUB
Target Version: 4.14 Sample Matrix: WATER

Concentration Formula: Amt * DF * Vt*Vi/Vo * CpndVariable

Name	Value	Description
DF	5.000	Dilution Factor
Vt	3.000	Volume of final extract (mL)
Vo	250.000	Volume of sample extracted (mL)
Vi	1.000	Volume injected (uL)
Cpnd Variable		Local Compound Variable

				CONCENTRATIONS ON-COL	FINAL		
RT	EXP RT	DLT RT	RESPONSE	(ng)	(mg/L)	TARGET RANGE	RATIO
$ 1 Tetrachloro-m-xylene						CAS #: 877-09-8	
3.793	3.793	0.000	4722041	0.01125	0.1688		
5 gamma-BHC (Lindane)						CAS #: 58-89-9	
4.915	4.915	0.000	16785657	0.03316	0.001990		
8 Heptachlor						CAS #: 76-44-8	
5.635	5.635	0.000	13276633	0.02820	0.001692		
9 Tech Chlordane						CAS #: 57-74-9	

Peaks not detected for Quant. or Qual. signal(s).

12 Heptachlor epoxide						CAS #: 1024-57-3	
7.602	7.601	0.001	15259240	0.03393	0.002036		
18 Endrin						CAS #: 72-20-8	
9.416	9.416	0.000	12655033	0.03096	0.001858		

---

24 Toxaphene CAS #: 8001-35-2

9.970 9.959 0.011 16163 0.00296 0.0001774 80.00- 120.00 100.00

RT	EXP RT	DLT RT	RESPONSE	CONCENTRATIONS ON-COL (ng)	FINAL (mg/L)	TARGET RANGE	RATIO	
24 Toxaphene (continued)								
0.000	10.389	-10.389	0	0.0000	0.0000	114.04- 154.04	0.00	
11.117	11.099	0.018	4426398	0.63605	0.03816	115.64- 155.64	27385.99	
0.000	11.244	-11.244	0	0.0000	0.0000	52.78- 92.78	0.00	
0.000	11.651	-11.651	0	0.0000	0.0000	69.36- 109.36	0.00	
Average of Peak Concentrations = 0.01917								
23 4,4'-DDT						CAS #: 50-29-3		
Peaks not detected for Quant. or Qual. signal(s).								
27 Methoxychlor						CAS #: 72-43-5		
11.117	11.119	-0.002	9906387	0.06054	0.003632			
$ 30 Decachlorobiphenyl						CAS #: 2051-24-3		
13.238	13.238	0.000	3400174	0.01014	0.1521			(M)

QC Flag Legend

M - Compound response manually integrated.

Data File: \\cansvr11\dd\chem\GCS\a2hp9.i\90406-1.b\080F3201.D

Page 1

Date : 07-APR-2009 21:50

Client ID: INTRA-LAB CHECK

Instrument: a2hp9.i

Sample Info: K9FVM1AD,5

Volume Injected (uL): 1.0

Operator: 093905

Column phase: clp pesticides I

Column diameter: 0.53

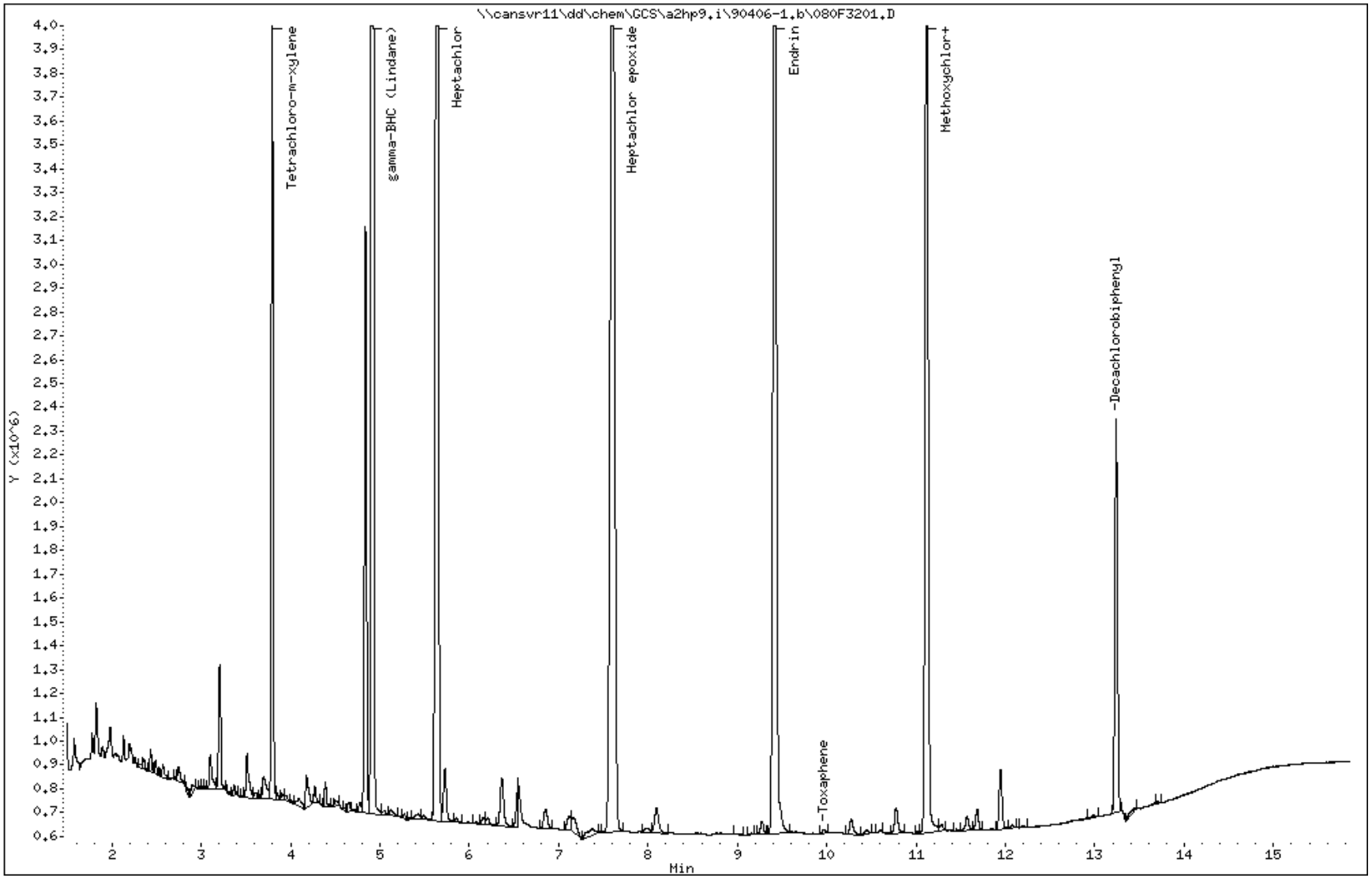

COMPOUNDS and EXP. RT REPORT

Operator: 093905 Date Acquired: 07-APR-2009 21:50
Data File: //cansvr11/dd/chem/GCS/a2hp9.i/90406-1.b/080F3201.D
Lab Sample ID: K9FVM1AD
Misc. Info: 14-TCLP.SUB,TCLPCHK.SPK
Instrument: a2hp9.i
Method: \\cansvr11\dd\chem\GCS\a2hp9.i\90406-1.b\PEST9.m
Dilution Factor: 5

Compound	RT	Area	Amount	Conc
1) Tetrachloro-m-xylene	3.794	4722041	0.011	0.169 mg/L
5) gamma-BHC (Lindane)	4.915	16785657	0.033	0.002 mg/L
9) Tech Chlordane	NOT DETECTED	Expected RT = 5.502		
8) Heptachlor	5.635	13276633	0.028	0.002 mg/L
12) Heptachlor epoxide	7.603	15259240	0.034	0.002 mg/L
18) Endrin	9.416	12655033	0.031	0.002 mg/L
24) Toxaphene	9.970	36981	0.003	0.000 mg/L
23) 4,4'-DDT	NOT DETECTED	Expected RT = 10.221		
27) Methoxychlor	11.118	9906387	0.061	0.004 mg/L
30) Decachlorobiphenyl	13.239	3400174	0.010	0.152 mg/L

Data File Name: 080F3201.D
Inj. Date and Time: 07-APR-2009 21:50
Instrument ID: a2hp9.i
Client ID: INTRA-LAB CHECK
Compound Name: Decachlorobiphenyl
CAS #: 2051-24-3
Report Date: 04/09/2009

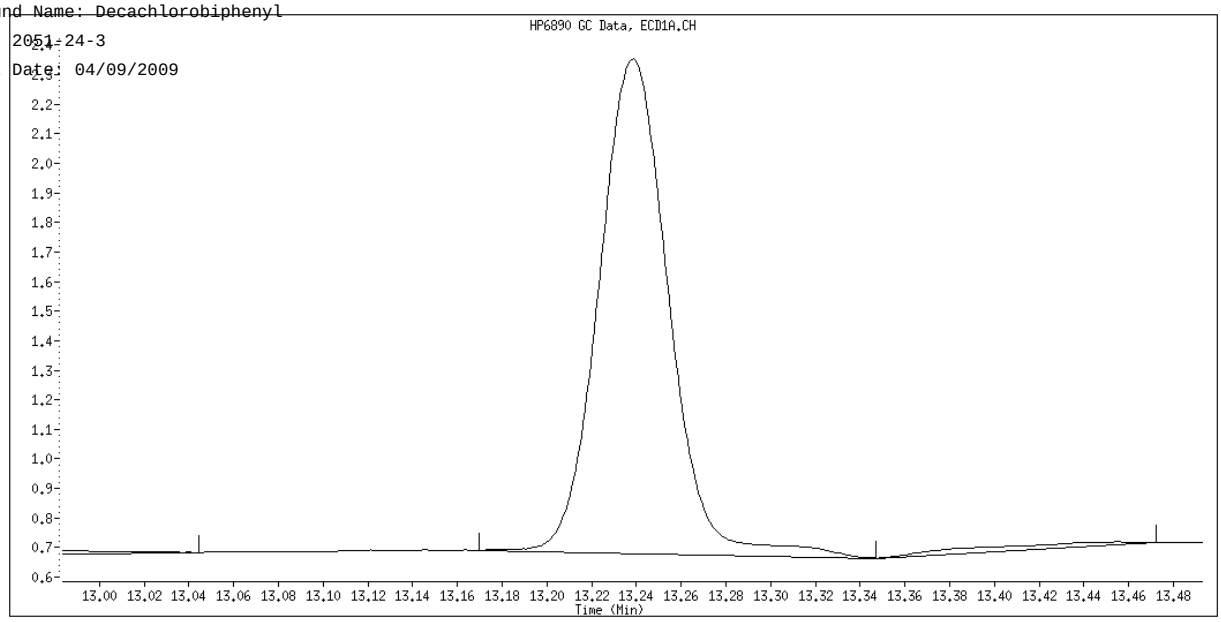

Original Integration

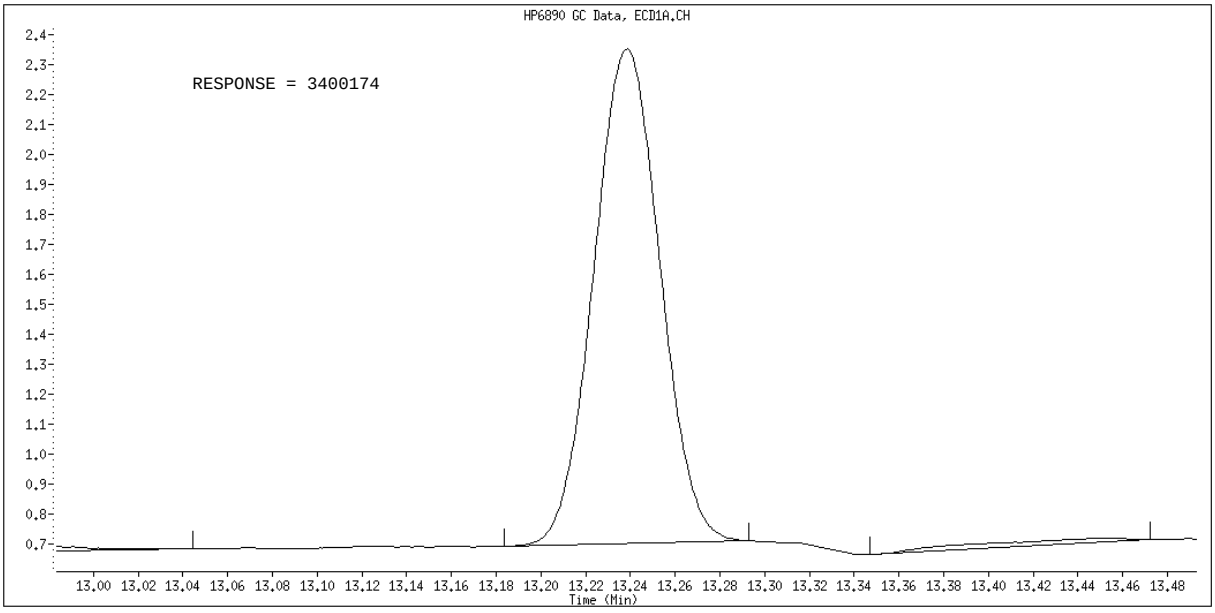

Manual Integration

Manually Integrated By: vandorenc
Manual Integration Reason: Baseline Event

TestAmerica North Canton

PESTICIDES 8081/608

Data file : \\cansvr11\dd\chem\GCS\a2hp9.i\90406-1.b\90406-1.b\080F3201.D
Lab Smp Id: K9FVM1AD Client Smp ID: INTRA-LAB CHECK
Inj Date : 07-APR-2009 21:50
Operator : 093905 Inst ID: a2hp9.i
Smp Info : K9FVM1AD,5
Misc Info : 14-TCLP.SUB,TCLPCHK.SPK
Comment :
Method : \\cansvr11\dd\chem\GCS\a2hp9.i\90406-1.b\PEST9.m\PEST9r.m
Meth Date : 08-Apr-2009 06:29 vandorenc Quant Type: ESTD
Cal Date : 06-APR-2009 20:44 Cal File: 013F1301.D
Als bottle: 80 QC Sample: METHOD SPIKE
Dil Factor: 5.00000
Integrator: Falcon Compound Sublist: 14-TCLP.SUB
Target Version: 4.14 Sample Matrix: WATER
Processing Host: CANPGCSV23

Concentration Formula: Amt * DF * Vt*Vi/Vo * CpndVariable

Name	Value	Description
DF	5.000	Dilution Factor
Vt	3.000	Volume of final extract (mL)
Vo	250.000	Volume of sample extracted (mL)
Vi	1.000	Volume injected (uL)
Cpnd Variable		Local Compound Variable

				CONCENTRATIONS ON-COL	FINAL		
RT	EXP RT	DLT RT	RESPONSE	(ng)	(mg/L)	TARGET RANGE	RATIO
$ 1 Tetrachloro-m-xylene						CAS #: 877-09-8	
4.606	4.605	0.001	6718408	0.01090	0.1635		
5 gamma-BHC (Lindane)						CAS #: 58-89-9	
6.383	6.382	0.001	23421865	0.03220	0.001932		
9 Tech Chlordane						CAS #: 57-74-9	

Peaks not detected for Quant. or Qual. signal(s).

12 Heptachlor epoxide						CAS #: 1024-57-3	
9.568	9.567	0.001	20316005	0.03361	0.002017		
18 Endrin						CAS #: 72-20-8	
11.264	11.264	0.000	7824118	0.03463	0.002078		
23 Toxaphene						CAS #: 8001-35-2	

11.781	11.754	0.027	37062	0.00403	0.0002418	80.00- 120.00	100.00
0.000	11.868	-11.868	0	0.0000	0.0000	114.04- 154.04	0.00
12.157	12.159	-0.002	10771	0.00113	0.00006774	115.64- 155.64	29.06

RT	EXP RT	DLT RT	RESPONSE	CONCENTRATIONS ON-COL (ng)	FINAL (mg/L)	TARGET RANGE	RATIO
23 Toxaphene (continued)							
0.000	12.897	-12.897	0	0.0000	0.0000	52.78- 92.78	0.00
13.247	13.264	-0.017	19366	0.00526	0.0003158	69.36- 109.36	52.25
Average of Peak Concentrations = 0.0002084							
8 Heptachlor					CAS #: 76-44-8		
7.488	7.487	0.001	6002778	0.02854	0.001712		
27 Methoxychlor					CAS #: 72-43-5		
13.048	13.049	-0.001	5621629	0.06645	0.003987		
$ 30 Decachlorobiphenyl					CAS #: 2051-24-3		
15.065	15.065	0.000	1416725	0.01002	0.1503		

Data File: \\cansvr11\dd\chem\GCS\a2hp9.i\90406-1.b\90406-1.b\080F3201.D

Date : 07-APR-2009 21:50

Client ID: INTRA-LAB CHECK

Instrument: a2hp9.i

Sample Info: K9FVM1AD,5

Volume Injected (uL): 1.0

Operator: 093905

Column phase: clp pesticides II

Column diameter: 0.53

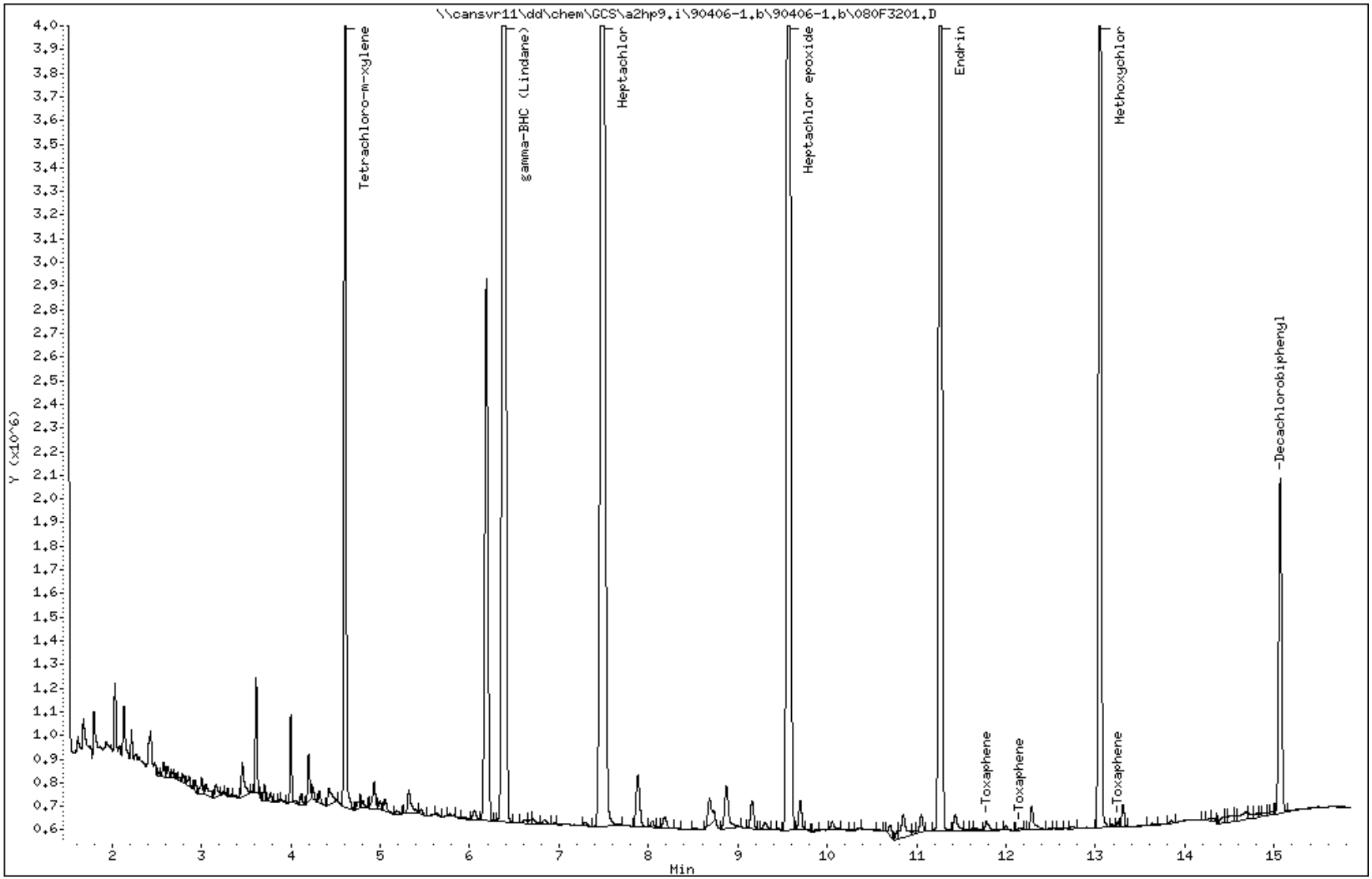

COMPOUNDS and EXP. RT REPORT

Operator: 093905 Date Acquired: 07-APR-2009 21:50
Data File: //cansvr11/dd/chem/GCS/a2hp9.i/90406-1.b/90406-1.b/080F3201.D
Lab Sample ID: K9FVM1AD
Misc. Info: 14-TCLP.SUB,TCLPCHK.SPK
Instrument: a2hp9.i
Method: \\cansvr11\dd\chem\GCS\a2hp9.i\90406-1.b\PEST9.m\PEST9r.m
Dilution Factor: 5

Compound	RT	Area	Amount	Conc
1) Tetrachloro-m-xylene	4.606	6718408	0.011	0.163 mg/L
5) gamma-BHC (Lindane)	6.384	23421865	0.032	0.002 mg/L
9) Tech Chlordane	NOT DETECTED	Expected RT = 7.087		
8) Heptachlor	7.489	19356454	0.029	0.002 mg/L
12) Heptachlor epoxide	9.569	20316005	0.034	0.002 mg/L
18) Endrin	11.265	16396601	0.035	0.002 mg/L
23) Toxaphene	11.781	112846	0.004	0.000 mg/L
27) Methoxychlor	13.049	10588345	0.066	0.004 mg/L
30) Decachlorobiphenyl	15.065	3267444	0.010	0.150 mg/L

LABORATORY CONTROL SAMPLE EVALUATION REPORT

GC Semivolatiles

Client Lot #...: A9C310174 **Work Order #...:** K9XJ71AC-LCS **Matrix.....:** WATER
LCS Lot-Sample#: A9D100000-250 K9XJ71AD-LCSD
Prep Date.....: 04/10/09 **Analysis Date..:** 04/15/09
Prep Batch #...: 9100250
Dilution Factor: 2 **Final Wgt/Vol..:** 5 mL
Initial Wgt/Vol: 1000 mL

PARAMETER	PERCENT RECOVERY	RECOVERY LIMITS	RPD	RPD LIMITS	METHOD
alpha-BHC	111	(44 - 137)			SW846 8081A
	112	(44 - 137)	0.80	(0-30)	SW846 8081A
beta-BHC	106	(50 - 135)			SW846 8081A
	108	(50 - 135)	1.1	(0-30)	SW846 8081A
delta-BHC	87	(58 - 160)			SW846 8081A
	84	(58 - 160)	3.9	(0-30)	SW846 8081A
gamma-BHC (Lindane)	109	(58 - 127)			SW846 8081A
	111	(58 - 127)	1.3	(0-30)	SW846 8081A
Heptachlor	107	(48 - 150)			SW846 8081A
	110	(48 - 150)	2.6	(0-30)	SW846 8081A
Aldrin	105	(53 - 128)			SW846 8081A
	105	(53 - 128)	0.28	(0-30)	SW846 8081A
Heptachlor epoxide	107	(50 - 127)			SW846 8081A
	108	(50 - 127)	1.4	(0-30)	SW846 8081A
Endosulfan I	68	(50 - 160)			SW846 8081A
	69	(50 - 160)	0.90	(0-30)	SW846 8081A
Dieldrin	109	(50 - 124)			SW846 8081A
	111	(50 - 124)	1.6	(0-30)	SW846 8081A
4,4'-DDE	109	(50 - 130)			SW846 8081A
	110	(50 - 130)	0.82	(0-30)	SW846 8081A
Endrin	103	(50 - 137)			SW846 8081A
	101	(50 - 137)	2.2	(0-30)	SW846 8081A
Endosulfan II	74	(50 - 144)			SW846 8081A
	75	(50 - 144)	1.2	(0-30)	SW846 8081A
4,4'-DDD	117	(50 - 137)			SW846 8081A
	121	(50 - 137)	2.9	(0-30)	SW846 8081A
Endosulfan sulfate	108	(50 - 160)			SW846 8081A
	111	(50 - 160)	2.7	(0-30)	SW846 8081A
4,4'-DDT	110	(50 - 145)			SW846 8081A
	120	(50 - 145)	8.8	(0-30)	SW846 8081A
Methoxychlor	114	(50 - 160)			SW846 8081A
	122	(50 - 160)	6.8	(0-30)	SW846 8081A
Endrin ketone	100	(50 - 150)			SW846 8081A
	105	(50 - 150)	5.3	(0-30)	SW846 8081A
Endrin aldehyde	104	(30 - 160)			SW846 8081A
	108	(30 - 160)	3.6	(0-30)	SW846 8081A
alpha-Chlordane	107	(50 - 122)			SW846 8081A
	109	(50 - 122)	1.5	(0-30)	SW846 8081A

(Continued on next page)

LABORATORY CONTROL SAMPLE EVALUATION REPORT

GC Semivolatiles

Client Lot #...: A9C310174 **Work Order #...:** K9XJ71AC-LCS **Matrix.....:** WATER
LCS Lot-Sample#: A9D100000-250 K9XJ71AD-LCSD

PARAMETER	PERCENT RECOVERY	RECOVERY LIMITS	RPD	RPD LIMITS	METHOD
gamma-Chlordane	**109**	**(50 - 130)**			**SW846 8081A**
	110	**(50 - 130)**	**1.3**	**(0-30)**	**SW846 8081A**

SURROGATE	PERCENT RECOVERY	RECOVERY LIMITS
Tetrachloro-m-xylene	91	(50 - 150)
	91	(50 - 150)
Decachlorobiphenyl	56	(50 - 150)
	55	(50 - 150)

NOTE(S):

Calculations are performed before rounding to avoid round-off errors in calculated results.

Bold print denotes control parameters

LABORATORY CONTROL SAMPLE DATA REPORT

GC Semivolatiles

Client Lot #...: A9C310174 **Work Order #...:** K9XJ71AC-LCS **Matrix.....:** WATER
LCS Lot-Sample#: A9D100000-250 K9XJ71AD-LCSD
Prep Date.....: 04/10/09 **Analysis Date..:** 04/15/09
Prep Batch #...: 9100250
Dilution Factor: 2 **Final Wgt/Vol..:** 5 mL
Initial Wgt/Vol: 1000 mL

PARAMETER	SPIKE AMOUNT	MEASURED AMOUNT	UNITS	PERCENT RECOVERY	RPD	METHOD
alpha-BHC	1.0	1.1	ug/L	111		SW846 8081A
	1.0	1.1	ug/L	112	0.80	SW846 8081A
beta-BHC	1.0	1.1	ug/L	106		SW846 8081A
	1.0	1.1	ug/L	108	1.1	SW846 8081A
delta-BHC	1.0	0.87	ug/L	87		SW846 8081A
	1.0	0.84	ug/L	84	3.9	SW846 8081A
gamma-BHC (Lindane)	1.0	1.1	ug/L	109		SW846 8081A
	1.0	1.1	ug/L	111	1.3	SW846 8081A
Heptachlor	1.0	1.1	ug/L	107		SW846 8081A
	1.0	1.1	ug/L	110	2.6	SW846 8081A
Aldrin	1.0	1.1	ug/L	105		SW846 8081A
	1.0	1.1	ug/L	105	0.28	SW846 8081A
Heptachlor epoxide	1.0	1.1	ug/L	107		SW846 8081A
	1.0	1.1	ug/L	108	1.4	SW846 8081A
Endosulfan I	1.0	0.68	ug/L	68		SW846 8081A
	1.0	0.69	ug/L	69	0.90	SW846 8081A
Dieldrin	1.0	1.1	ug/L	109		SW846 8081A
	1.0	1.1	ug/L	111	1.6	SW846 8081A
4,4'-DDE	1.0	1.1	ug/L	109		SW846 8081A
	1.0	1.1	ug/L	110	0.82	SW846 8081A
Endrin	1.0	1.0	ug/L	103		SW846 8081A
	1.0	1.0	ug/L	101	2.2	SW846 8081A
Endosulfan II	1.0	0.74	ug/L	74		SW846 8081A
	1.0	0.75	ug/L	75	1.2	SW846 8081A
4,4'-DDD	1.0	1.2	ug/L	117		SW846 8081A
	1.0	1.2	ug/L	121	2.9	SW846 8081A
Endosulfan sulfate	1.0	1.1	ug/L	108		SW846 8081A
	1.0	1.1	ug/L	111	2.7	SW846 8081A
4,4'-DDT	1.0	1.1	ug/L	110		SW846 8081A
	1.0	1.2	ug/L	120	8.8	SW846 8081A
Methoxychlor	1.0	1.1	ug/L	114		SW846 8081A
	1.0	1.2	ug/L	122	6.8	SW846 8081A
Endrin ketone	1.0	1.0	ug/L	100		SW846 8081A
	1.0	1.1	ug/L	105	5.3	SW846 8081A
Endrin aldehyde	1.0	1.0	ug/L	104		SW846 8081A
	1.0	1.1	ug/L	108	3.6	SW846 8081A
alpha-Chlordane	1.0	1.1	ug/L	107		SW846 8081A
	1.0	1.1	ug/L	109	1.5	SW846 8081A

(Continued on next page)

LABORATORY CONTROL SAMPLE DATA REPORT

GC Semivolatiles

Client Lot #...: A9C310174 **Work Order #...:** K9XJ71AC-LCS **Matrix.....:** WATER
LCS Lot-Sample#: A9D100000-250 K9XJ71AD-LCSD

PARAMETER	SPIKE AMOUNT	MEASURED AMOUNT	UNITS	PERCENT RECOVERY	RPD	METHOD
gamma-Chlordane	**1.0**	**1.1**	**ug/L**	**109**		**SW846 8081A**
	1.0	**1.1**	**ug/L**	**110**	**1.3**	**SW846 8081A**

SURROGATE	PERCENT RECOVERY	RECOVERY LIMITS
Tetrachloro-m-xylene	91	(50 - 150)
	91	(50 - 150)
Decachlorobiphenyl	56	(50 - 150)
	55	(50 - 150)

NOTE(S):

Calculations are performed before rounding to avoid round-off errors in calculated results.

Bold print denotes control parameters

TestAmerica North Canton

PESTICIDES 8081/608

Data file : \\cansvr11\dd\chem\GCS\a2hp9.i\90415-1.b\021F2101.D
Lab Smp Id: K9XJ71AC Client Smp ID: INTRA-LAB CHECK
Inj Date : 15-APR-2009 18:20
Operator : 093905 Inst ID: a2hp9.i
Smp Info : K9XJ71AC,2
Misc Info : 13-PEST.SUB,FULL(1PPB).SPK
Comment   :
Method   : \\cansvr11\dd\chem\GCS\a2hp9.i\90415-1.b\PEST9.m
Meth Date : 16-Apr-2009 09:08 vandorenc Quant Type: ESTD
Cal Date : 06-APR-2009 20:44 Cal File: 013F1301.D
Als bottle: 21 QC Sample: METHOD SPIKE
Dil Factor: 2.00000
Integrator: Falcon Compound Sublist: 13-PEST.SUB
Target Version: 4.14 Sample Matrix: WATER

Concentration Formula: Amt * DF * Vt/Vo/Vi * CpndVariable

Name	Value	Description
DF	2.000	Dilution Factor
Vt	5000.000	Volume of final extract (uL)
Vo	1000.000	Volume of sample extracted (mL)
Vi	1.000	Volume injected
Cpnd Variable		Local Compound Variable

RT	EXP RT	DLT RT	RESPONSE	CONCENTRATIONS ON-COL (ng)	FINAL (ug/L)	TARGET RANGE	RATIO
$ 1 Tetrachloro-m-xylene					CAS #: 877-09-8		
3.792	3.792	0.000	7640906	0.01829	0.1829		(M)
4 alpha-BHC					CAS #: 319-84-6		
4.492	4.493	-0.001	77251084	0.11126	1.113		
5 gamma-BHC (Lindane)					CAS #: 58-89-9		
4.911	4.913	-0.002	69556116	0.10920	1.092		
6 beta-BHC					CAS #: 319-85-7		
5.057	5.060	-0.003	26895482	0.10630	1.063		
7 delta-BHC					CAS #: 319-86-8		
5.307	5.307	0.000	53558881	0.08747	0.8747		
8 Heptachlor					CAS #: 76-44-8		
5.630	5.632	-0.002	61594077	0.10681	1.068		
10 Aldrin					CAS #: 309-00-2		

```
6.157    6.160   -0.003        64285710 0.10514    1.051
--------------------------------------------------------------------------------
```

RT	EXP RT	DLT RT	RESPONSE	CONCENTRATIONS ON-COL (ng)	FINAL (ug/L)	TARGET RANGE	RATIO
12 Heptachlor epoxide					CAS #: 1024-57-3		
7.592	7.596	-0.004	56805441	0.10684	1.068		(M)
13 gamma-Chlordane					CAS #: 5103-74-2		
7.898	7.902	-0.004	60337408	0.10903	1.090		(M)
14 alpha-Chlordane					CAS #: 5103-71-9		
8.214	8.218	-0.004	57782645	0.10709	1.071		(M)
15 Endosulfan I					CAS #: 959-98-8		
8.471	8.475	-0.004	33590352	0.06807	0.6807		
16 4,4'-DDE					CAS #: 72-55-9		
8.544	8.549	-0.005	57505879	0.10907	1.091		
17 Dieldrin					CAS #: 60-57-1		
8.984	8.986	-0.002	57616408	0.10887	1.089		
18 Endrin					CAS #: 72-20-8		
9.409	9.412	-0.003	49333040	0.10323	1.032		
20 4,4'-DDD					CAS #: 72-54-8		
9.724	9.728	-0.004	43446319	0.11716	1.172		
22 Endosulfan II					CAS #: 33213-65-9		
9.830	9.833	-0.003	33822736	0.07449	0.7449		
23 4,4'-DDT					CAS #: 50-29-3		
10.212	10.217	-0.005	33694978	0.10969	1.097		
25 Endrin aldehyde					CAS #: 7421-93-4		
10.581	10.585	-0.004	34185674	0.10417	1.042		
27 Methoxychlor					CAS #: 72-43-5		
11.111	11.114	-0.003	6854460	0.11380	1.138		
28 Endosulfan sulfate					CAS #: 1031-07-8		
11.281	11.284	-0.003	40603593	0.10809	1.081		
29 Endrin ketone					CAS #: 53494-70-5		
11.673	11.678	-0.005	38479918	0.09973	0.9973		
$ 30 Decachlorobiphenyl					CAS #: 2051-24-3		
13.231	13.234	-0.003	3626308	0.01121	0.1121		(M)

QC Flag Legend

M - Compound response manually integrated.

Data File: \\cansvr11\dd\chem\GCS\a2hp9.i\90415-1.b\021F2101.D

Page 1

Date : 15-APR-2009 18:20

Client ID: INTRA-LAB CHECK

Instrument: a2hp9.i

Sample Info: K9XJ71AC,2

Volume Injected (uL): 1.0

Operator: 093905

Column phase: clp pesticides I

Column diameter: 0.53

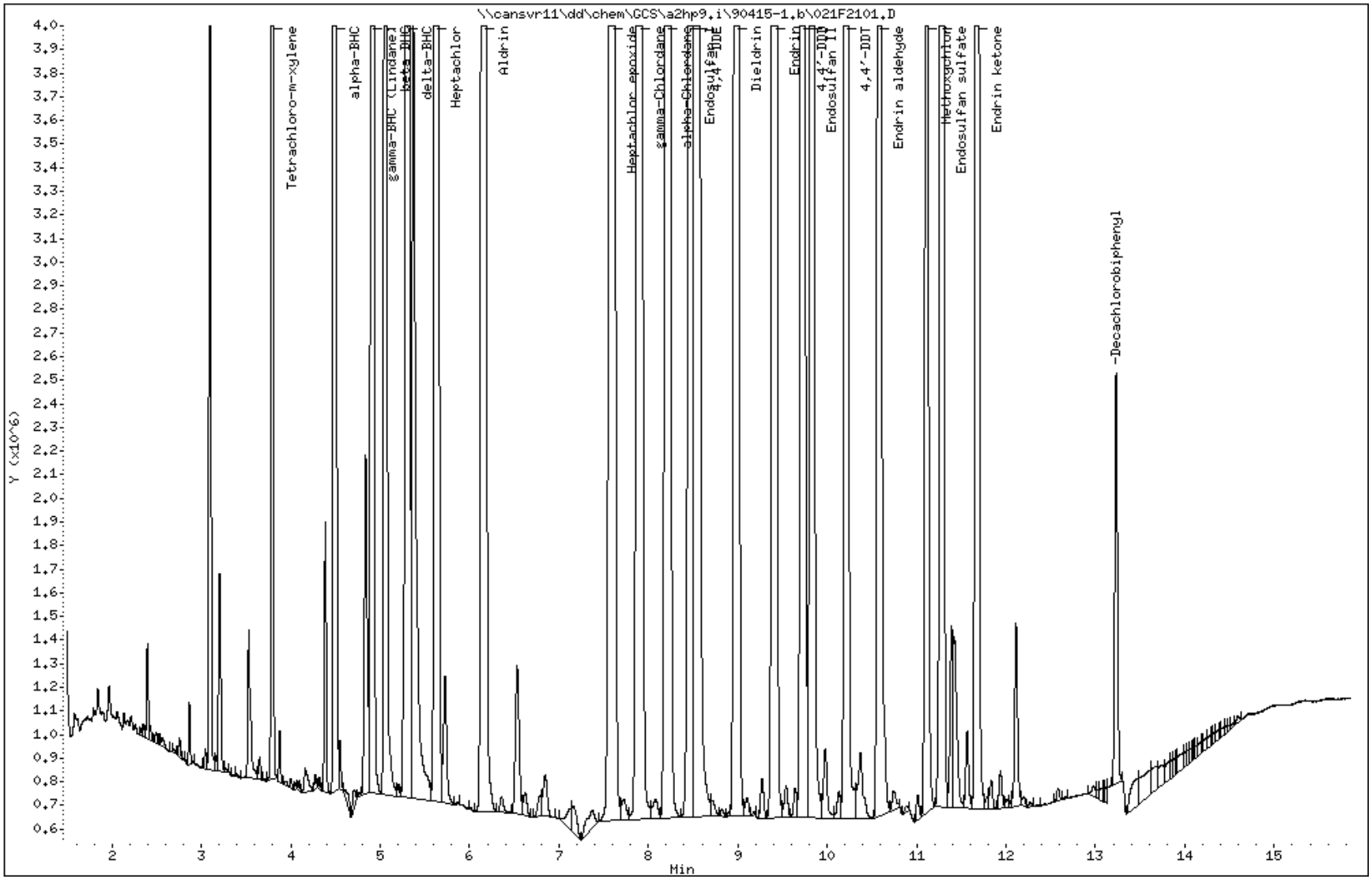

COMPOUNDS and EXP. RT REPORT

Operator: 093905 Date Acquired: 15-APR-2009 18:20
Data File: //cansvr11/dd/chem/GCS/a2hp9.i/90415-1.b/021F2101.D
Lab Sample ID: K9XJ71AC
Misc. Info: 13-PEST.SUB,FULL(1PPB).SPK
Instrument: a2hp9.i
Method: \\cansvr11\dd\chem\GCS\a2hp9.i\90415-1.b\PEST9.m
Dilution Factor: 2

Compound	RT	Area	Amount	Conc
1) Tetrachloro-m-xylene	3.792	7640906	0.018	0.183 ug/L
4) alpha-BHC	4.492	77251084	0.111	1.113 ug/L
5) gamma-BHC (Lindane)	4.911	69556116	0.109	1.092 ug/L
6) beta-BHC	5.058	26895482	0.106	1.063 ug/L
7) delta-BHC	5.308	53558881	0.087	0.875 ug/L
8) Heptachlor	5.630	61594077	0.107	1.068 ug/L
10) Aldrin	6.157	64285710	0.105	1.051 ug/L
12) Heptachlor epoxide	7.593	56805441	0.107	1.068 ug/L
13) gamma-Chlordane	7.899	60337408	0.109	1.090 ug/L
14) alpha-Chlordane	8.215	57782645	0.107	1.071 ug/L
15) Endosulfan I	8.471	33590352	0.068	0.681 ug/L
16) 4,4'-DDE	8.545	57505879	0.109	1.091 ug/L
17) Dieldrin	8.985	57616408	0.109	1.089 ug/L
18) Endrin	9.410	49333040	0.103	1.032 ug/L
20) 4,4'-DDD	9.725	43446319	0.117	1.172 ug/L
22) Endosulfan II	9.830	33822736	0.074	0.745 ug/L
23) 4,4'-DDT	10.213	33694978	0.110	1.097 ug/L
25) Endrin aldehyde	10.581	34185674	0.104	1.042 ug/L
27) Methoxychlor	11.111	15345218	0.114	1.138 ug/L
28) Endosulfan sulfate	11.281	40603593	0.108	1.081 ug/L
29) Endrin ketone	11.674	38479918	0.100	0.997 ug/L
30) Decachlorobiphenyl	13.231	3626308	0.011	0.112 ug/L

Data File Name: 021F2101.D
Inj. Date and Time: 15-APR-2009 18:20
Instrument ID: a2hp9.i
Client ID: INTRA-LAB CHECK
Compound Name: Tetrachloro-m-xylene
CAS #: 877-09-8
Report Date: 04/16/2009

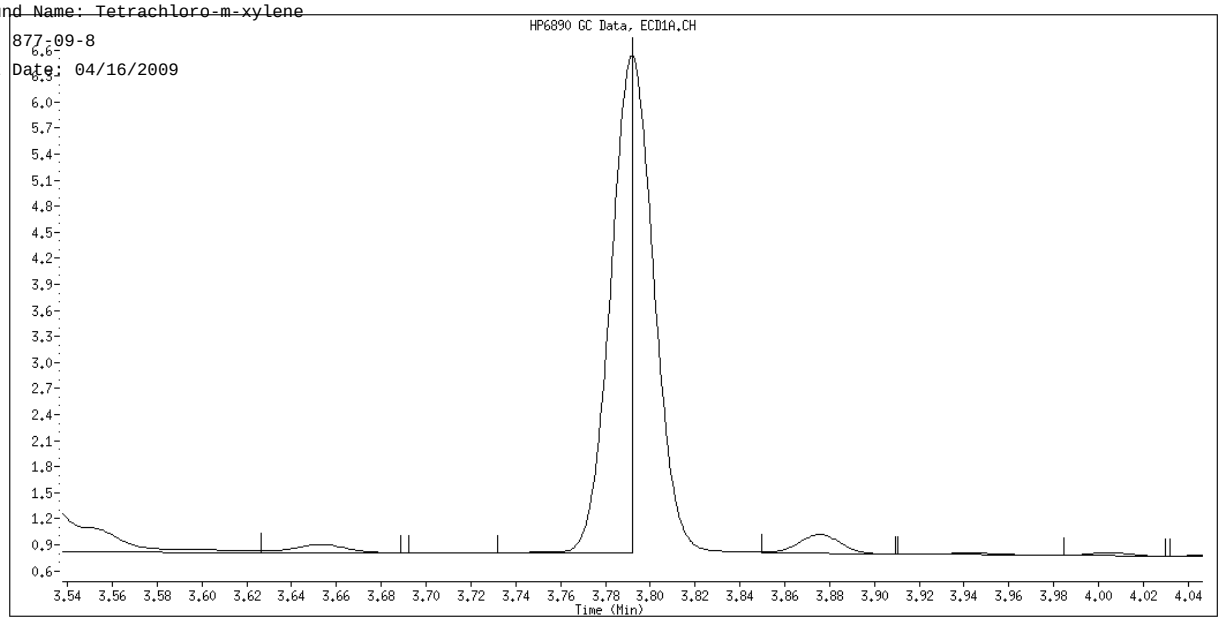

Original Integration

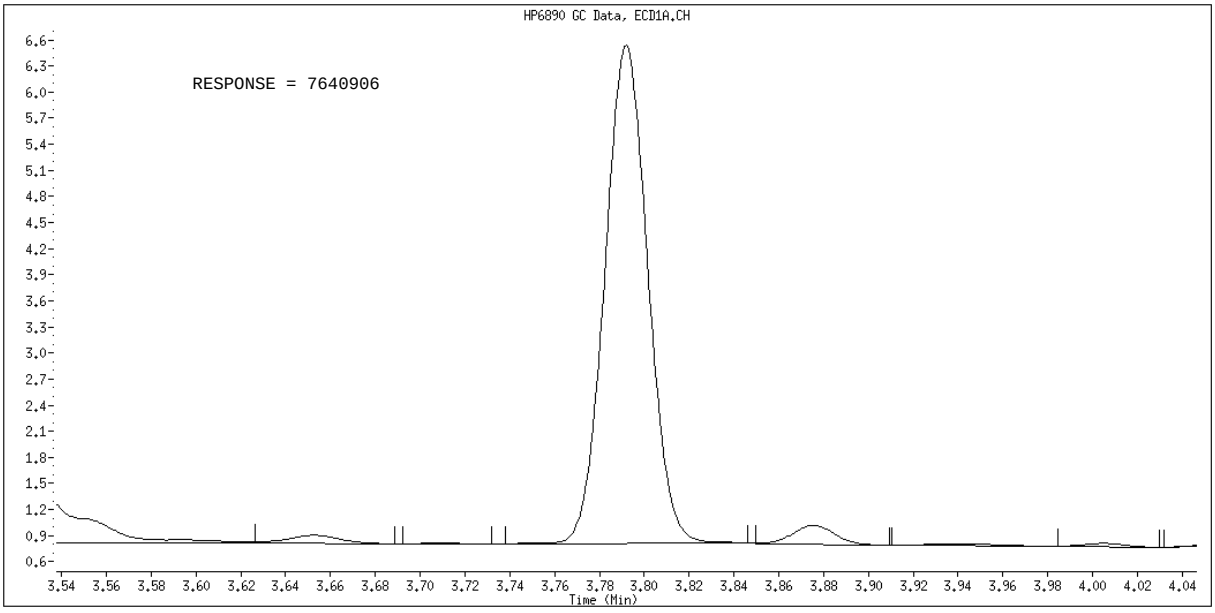

Manual Integration

Manually Integrated By: vandorenc
Manual Integration Reason: Baseline Event

Data File Name: 021F2101.D
Inj. Date and Time: 15-APR-2009 18:20
Instrument ID: a2hp9.i
Client ID: INTRA-LAB CHECK
Compound Name: Heptachlor epoxide
CAS #: 1024-57-3
Report Date: 04/16/2009

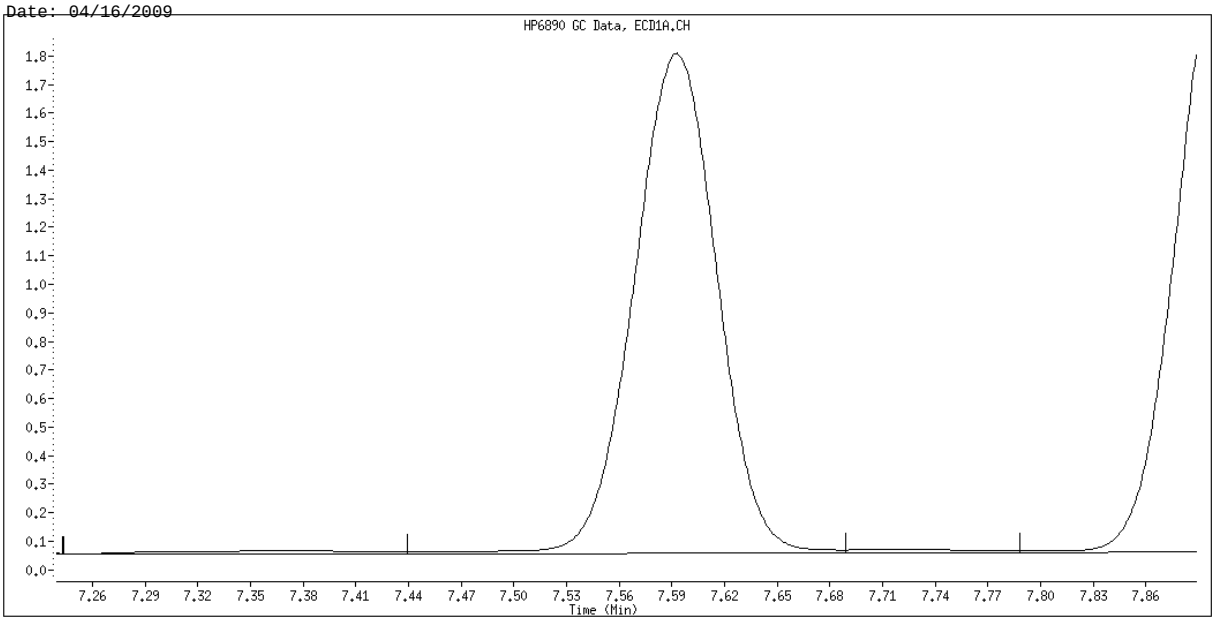

Original Integration

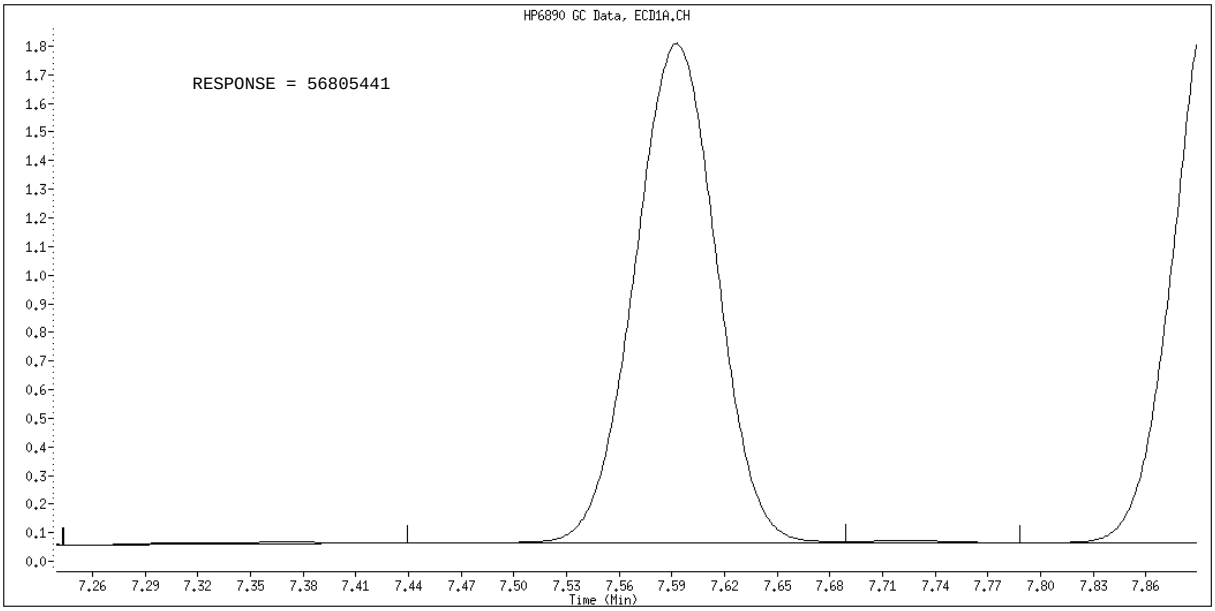

Manual Integration

Manually Integrated By: vandorenc
Manual Integration Reason: Baseline Event

Data File Name: 021F2101.D
Inj. Date and Time: 15-APR-2009 18:20
Instrument ID: a2hp9.i
Client ID: INTRA-LAB CHECK
Compound Name: gamma-Chlordane
CAS #: 5103-74-2
Report Date: 04/16/2009

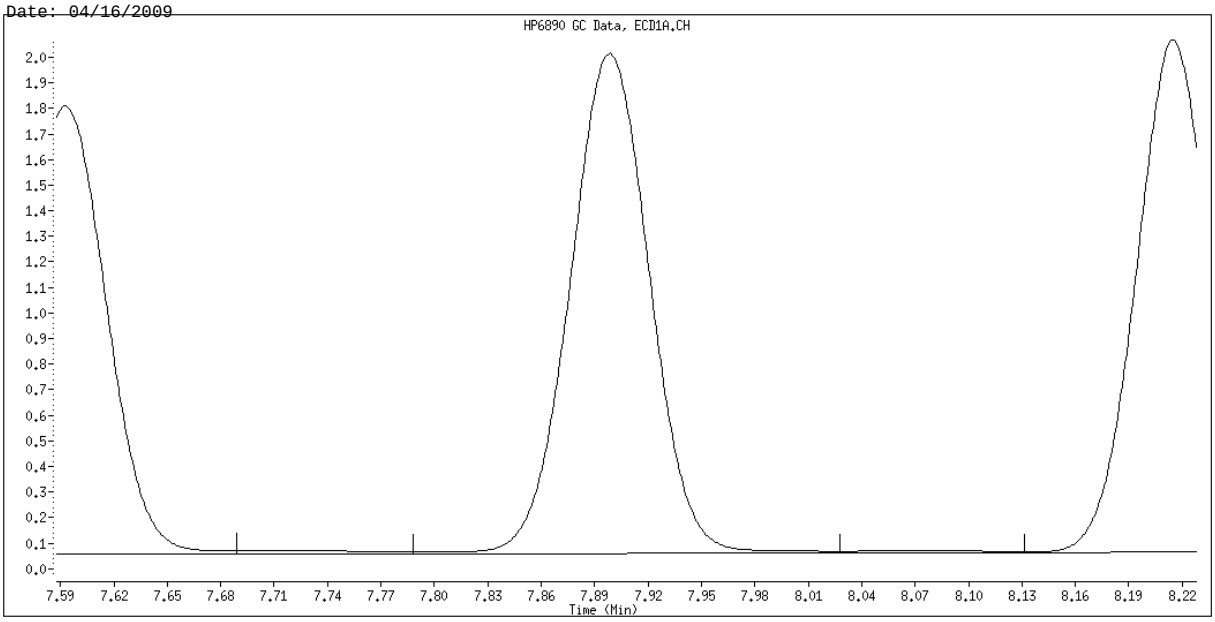

Original Integration

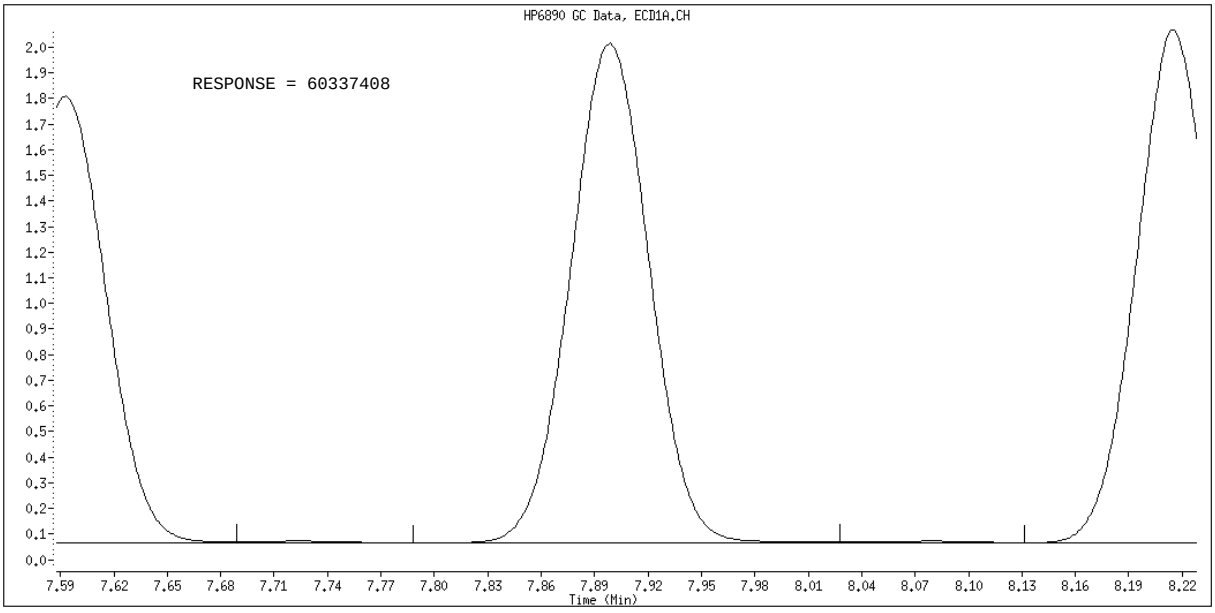

Manual Integration

Manually Integrated By: vandorenc
Manual Integration Reason: Baseline Event

Data File Name: 021F2101.D
Inj. Date and Time: 15-APR-2009 18:20
Instrument ID: a2hp9.i
Client ID: INTRA-LAB CHECK
Compound Name: alpha-Chlordane
CAS #: 5103-71-9
Report Date: 04/16/2009

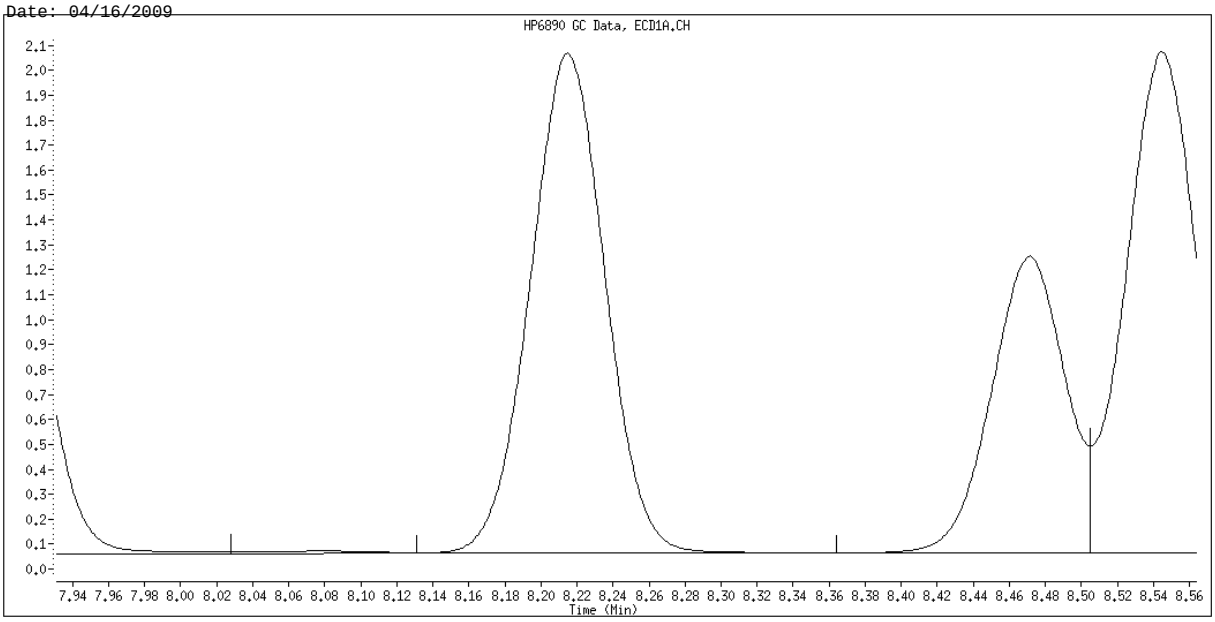

Original Integration

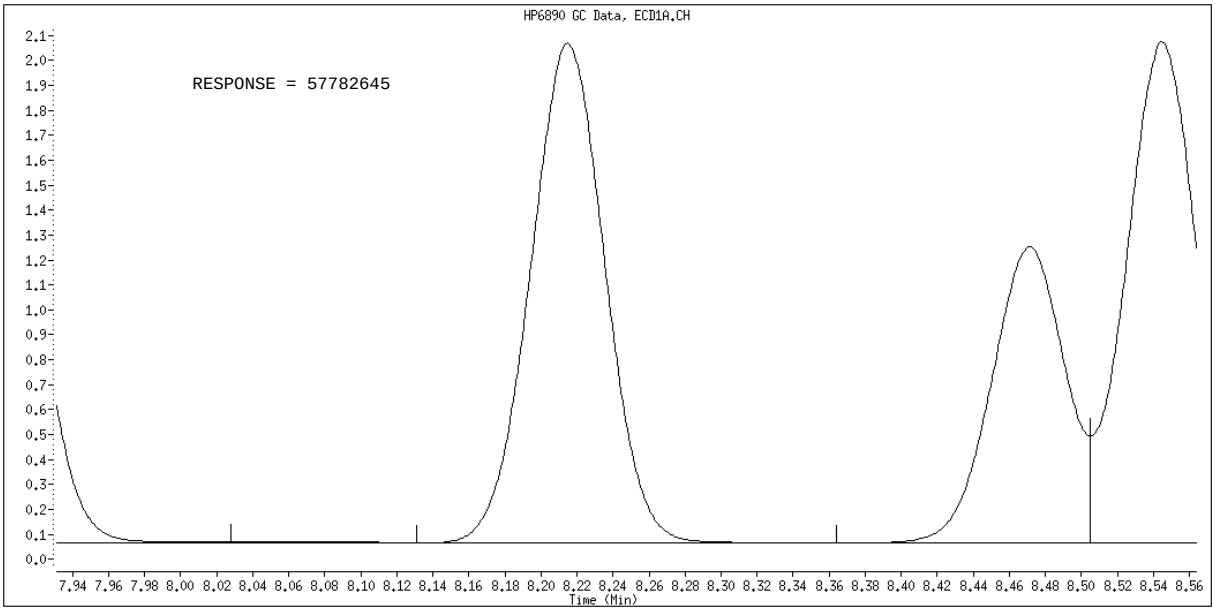

Manual Integration

Manually Integrated By: vandorenc
Manual Integration Reason: Baseline Event

Data File Name: 021F2101.D
Inj. Date and Time: 15-APR-2009 18:20
Instrument ID: a2hp9.i
Client ID: INTRA-LAB CHECK
Compound Name: Decachlorobiphenyl
CAS #: 2051-24-3
Report Date: 04/16/2009

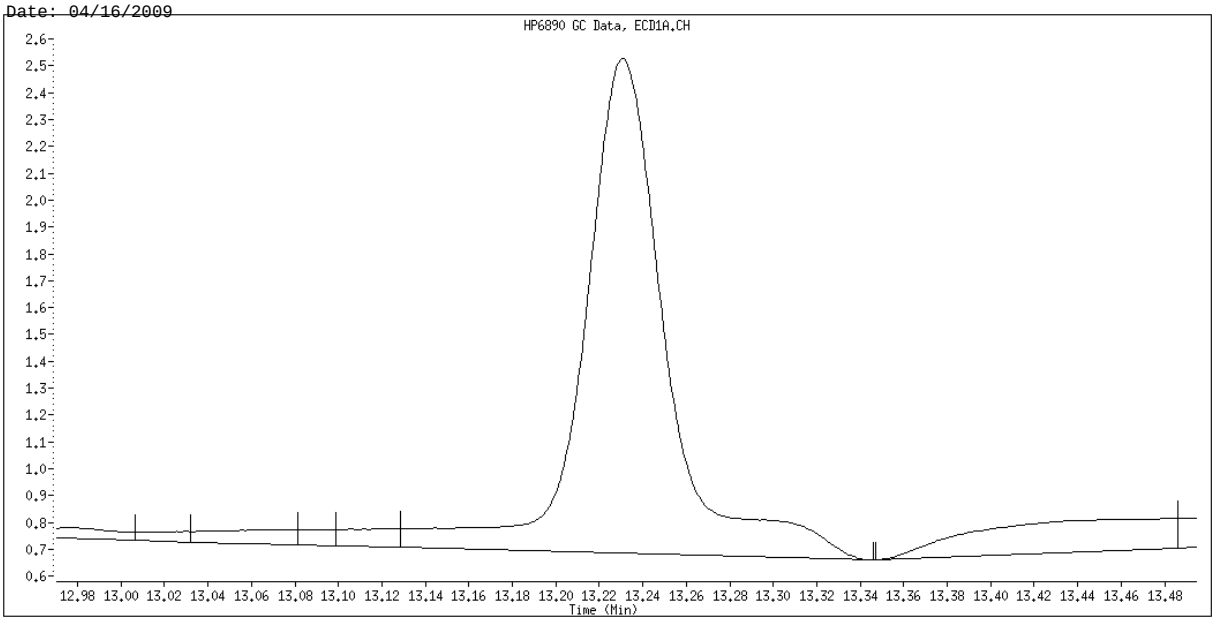

Original Integration

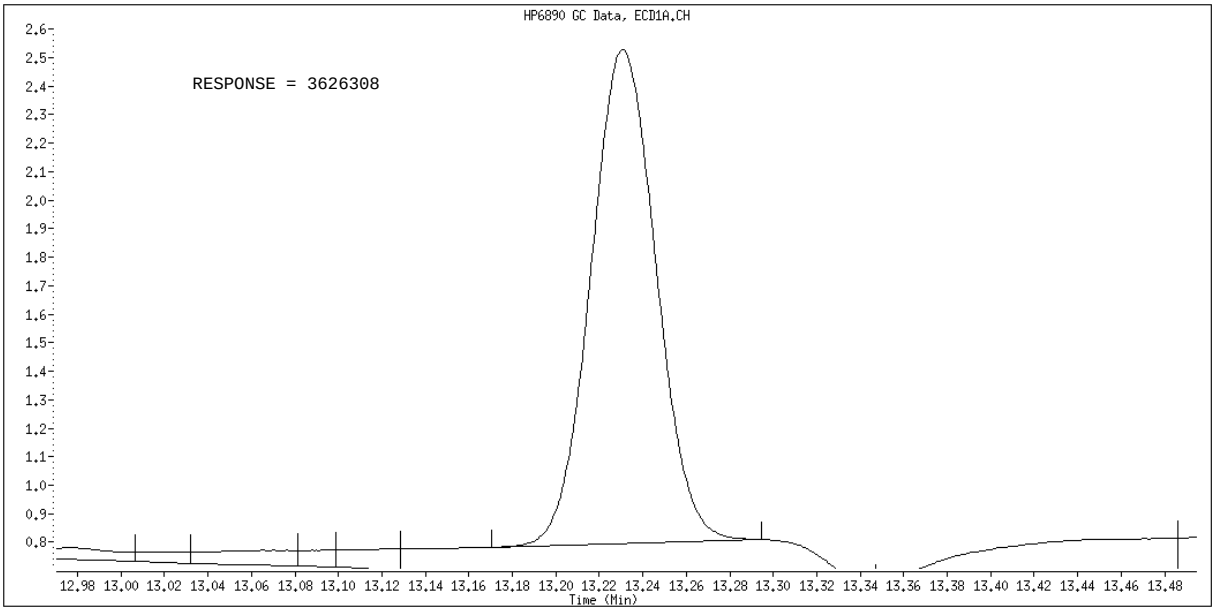

Manual Integration

Manually Integrated By: vandorenc
Manual Integration Reason: Baseline Event

TestAmerica North Canton

PESTICIDES 8081/608

Data file : \\cansvr11\dd\chem\GCS\a2hp9.i\90415-1.b\90415-1.b\021F2101.D
Lab Smp Id: K9XJ71AC Client Smp ID: INTRA-LAB CHECK
Inj Date : 15-APR-2009 18:20
Operator : 093905 Inst ID: a2hp9.i
Smp Info : K9XJ71AC,2
Misc Info : 13-PEST.SUB,FULL(1PPB).SPK
Comment :
Method : \\cansvr11\dd\chem\GCS\a2hp9.i\90415-1.b\PEST9.m\PEST9r.m
Meth Date : 16-Apr-2009 09:08 vandorenc Quant Type: ESTD
Cal Date : 06-APR-2009 19:15 Cal File: 009F0901.D
Als bottle: 21 QC Sample: METHOD SPIKE
Dil Factor: 2.00000
Integrator: Falcon Compound Sublist: 13-PEST.SUB
Target Version: 4.14 Sample Matrix: WATER
Processing Host: CANPGCSV23

Concentration Formula: Amt * DF * Vt/Vo/Vi * CpndVariable

Name	Value	Description
DF	2.000	Dilution Factor
Vt	5000.000	Volume of final extract (uL)
Vo	1000.000	Volume of sample extracted (mL)
Vi	1.000	Volume injected
Cpnd Variable		Local Compound Variable

				CONCENTRATIONS ON-COL	FINAL		
RT	EXP RT	DLT RT	RESPONSE	(ng)	(ug/L)	TARGET RANGE	RATIO
$ 1 Tetrachloro-m-xylene					CAS #: 877-09-8		
4.604	4.604	0.000	11846056	0.01819	0.1819		
4 alpha-BHC					CAS #: 319-84-6		
5.634	5.635	-0.001	129021845	0.11247	1.125		
5 gamma-BHC (Lindane)					CAS #: 58-89-9		
6.382	6.381	0.001	85828919	0.08587	0.8587		
6 beta-BHC					CAS #: 319-85-7		
6.607	6.610	-0.003	17390464	0.11637	1.164		
7 delta-BHC					CAS #: 319-86-8		
7.366	7.368	-0.002	37064653	0.11712	1.171		(R)
8 Heptachlor					CAS #: 76-44-8		
7.482	7.484	-0.002	30170942	0.10849	1.085		

```
   10 Aldrin                                      CAS #: 309-00-2
8.282    8.283   -0.001       100204244 0.10688    1.069
--------------------------------------------------------------------------------
```

RT	EXP RT	DLT RT	RESPONSE	CONCENTRATIONS ON-COL (ng)	CONCENTRATIONS FINAL (ug/L)	TARGET RANGE	RATIO
12 Heptachlor epoxide						CAS #: 1024-57-3	
9.562	9.564	-0.002	81090565	0.10791	1.079		
13 gamma-Chlordane						CAS #: 5103-74-2	
9.928	9.930	-0.002	83405125	0.10941	1.094		
14 alpha-Chlordane						CAS #: 5103-71-9	
10.207	10.208	-0.001	76775273	0.10765	1.076		
15 Endosulfan I						CAS #: 959-98-8	
10.277	10.279	-0.002	18656890	0.06798	0.6798		
16 4,4'-DDE						CAS #: 72-55-9	
10.589	10.592	-0.003	71003896	0.10937	1.094		
17 Dieldrin						CAS #: 60-57-1	
10.765	10.766	-0.001	32048663	0.10705	1.070		
18 Endrin						CAS #: 72-20-8	
11.258	11.261	-0.003	29873103	0.11123	1.112		
21 4,4'-DDD						CAS #: 72-54-8	
11.538	11.542	-0.004	52175450	0.11464	1.146		
22 Endosulfan II						CAS #: 33213-65-9	
11.608	11.612	-0.004	18322941	0.07686	0.7686		
24 4,4'-DDT						CAS #: 50-29-3	
12.011	12.015	-0.004	37303957	0.11027	1.103		
25 Endrin aldehyde						CAS #: 7421-93-4	
12.143	12.147	-0.004	18351124	0.10841	1.084		
26 Endosulfan sulfate						CAS #: 1031-07-8	
12.556	12.559	-0.003	23005492	0.11189	1.119		
27 Methoxychlor						CAS #: 72-43-5	
13.042	13.046	-0.004	8548373	0.11270	1.127		
29 Endrin ketone						CAS #: 53494-70-5	
13.302	13.304	-0.002	20529803	0.09784	0.9784		
$ 30 Decachlorobiphenyl						CAS #: 2051-24-3	
15.057	15.062	-0.005	1481344	0.01082	0.1082		

QC Flag Legend

R - Spike/Surrogate failed recovery limits.

Data File: \\cansvr11\dd\chem\GCS\a2hp9.i\90415-1.b\90415-1.b\021F2101.D

Date : 15-APR-2009 18:20

Client ID: INTRA-LAB CHECK

Instrument: a2hp9.i

Sample Info: K9XJ71AC,2

Volume Injected (uL): 1.0

Operator: 093905

Column phase: clp pesticides II

Column diameter: 0.53

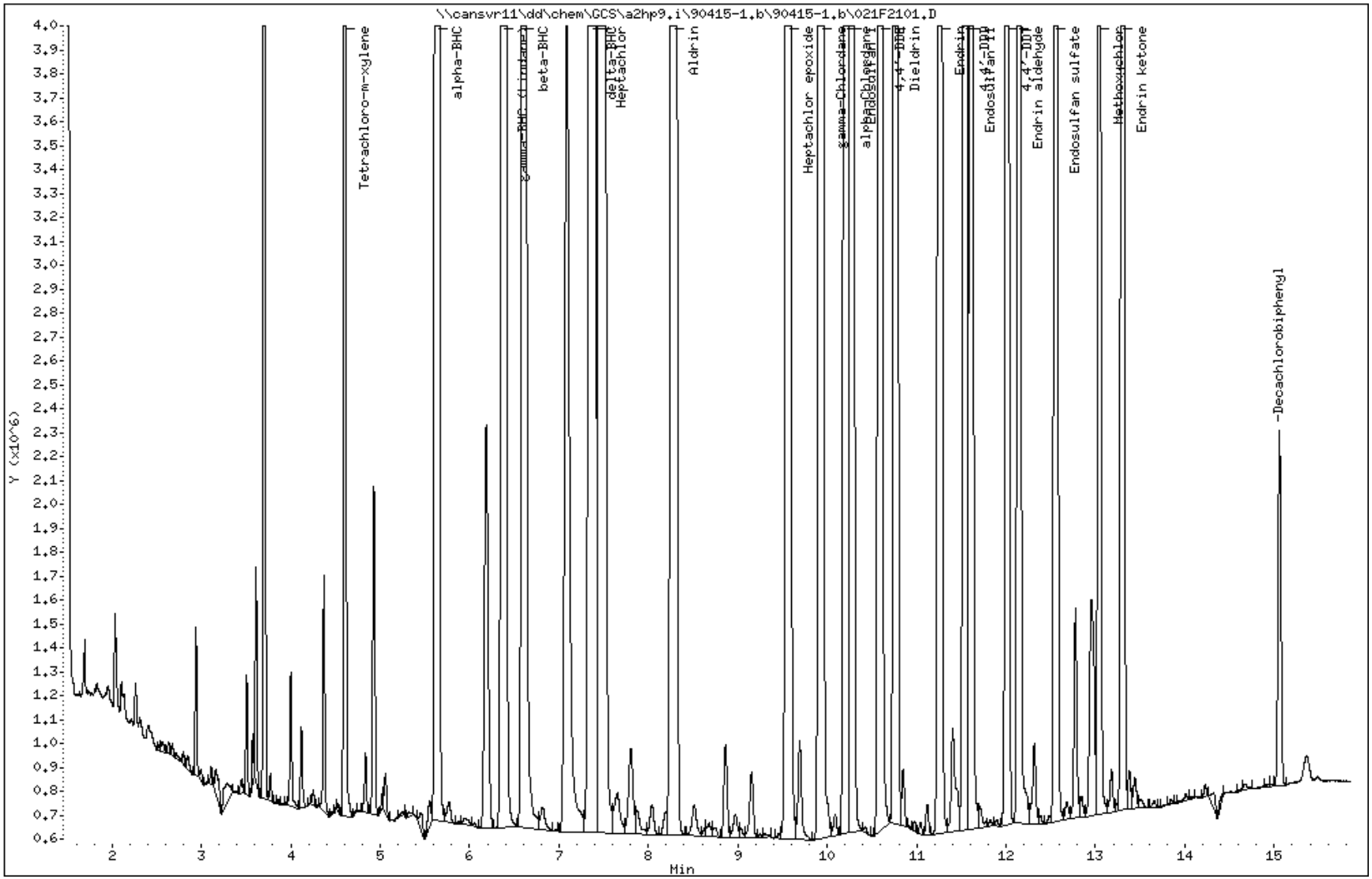

COMPOUNDS and EXP. RT REPORT

Operator: 093905 Date Acquired: 15-APR-2009 18:20
Data File: //cansvr11/dd/chem/GCS/a2hp9.i/90415-1.b/90415-1.b/021F2101.D
Lab Sample ID: K9XJ71AC
Misc. Info: 13-PEST.SUB,FULL(1PPB).SPK
Instrument: a2hp9.i
Method: \\cansvr11\dd\chem\GCS\a2hp9.i\90415-1.b\PEST9.m\PEST9r.m
Dilution Factor: 2

	Compound	RT	Area	Amount	Conc
1)	Tetrachloro-m-xylene	4.605	11846056	0.018	0.182 ug/L
4)	alpha-BHC	5.635	129021845	0.112	1.125 ug/L
5)	gamma-BHC (Lindane)	6.382	85828919	0.086	0.859 ug/L
6)	beta-BHC	6.607	45279203	0.116	1.164 ug/L
7)	delta-BHC	7.366	112585351	0.117	1.171 ug/L
8)	Heptachlor	7.482	98334325	0.108	1.085 ug/L
10)	Aldrin	8.282	100204244	0.107	1.069 ug/L
12)	Heptachlor epoxide	9.562	81090565	0.108	1.079 ug/L
13)	gamma-Chlordane	9.929	83405125	0.109	1.094 ug/L
14)	alpha-Chlordane	10.207	76775273	0.108	1.077 ug/L
15)	Endosulfan I	10.278	42618260	0.068	0.680 ug/L
16)	4,4'-DDE	10.590	71003896	0.109	1.094 ug/L
17)	Dieldrin	10.765	69107745	0.107	1.071 ug/L
18)	Endrin	11.259	63412124	0.111	1.112 ug/L
21)	4,4'-DDD	11.539	52175450	0.115	1.146 ug/L
22)	Endosulfan II	11.609	38437322	0.077	0.769 ug/L
24)	4,4'-DDT	12.011	37303957	0.110	1.103 ug/L
25)	Endrin aldehyde	12.144	36632438	0.108	1.084 ug/L
26)	Endosulfan sulfate	12.556	44782928	0.112	1.119 ug/L
27)	Methoxychlor	13.043	16355052	0.113	1.127 ug/L
29)	Endrin ketone	13.302	39597855	0.098	0.978 ug/L
30)	Decachlorobiphenyl	15.058	3382935	0.011	0.108 ug/L

TestAmerica North Canton

PESTICIDES 8081/608

Data file : \\cansvr11\dd\chem\GCS\a2hp9.i\90415-1.b\022F2201.D
Lab Smp Id: K9XJ71AD Client Smp ID: INTRA-LAB CHECK
Inj Date : 15-APR-2009 18:43
Operator : 093905 Inst ID: a2hp9.i
Smp Info : K9XJ71AD,2
Misc Info : 13-PEST.SUB,FULL(1PPB).SPK
Comment   :
Method   : \\cansvr11\dd\chem\GCS\a2hp9.i\90415-1.b\PEST9.m
Meth Date : 16-Apr-2009 09:08 vandorenc Quant Type: ESTD
Cal Date : 06-APR-2009 20:44 Cal File: 013F1301.D
Als bottle: 22 QC Sample: METHOD SPIKE
Dil Factor: 2.00000
Integrator: Falcon Compound Sublist: 13-PEST.SUB
Target Version: 4.14 Sample Matrix: WATER

Concentration Formula: Amt * DF * Vt/Vo/Vi * CpndVariable

Name	Value	Description
DF	2.000	Dilution Factor
Vt	5000.000	Volume of final extract (uL)
Vo	1000.000	Volume of sample extracted (mL)
Vi	1.000	Volume injected
Cpnd Variable		Local Compound Variable

	RT	EXP RT	DLT RT	RESPONSE	CONCENTRATIONS ON-COL (ng)	FINAL (ug/L)	TARGET RANGE	RATIO	
$ 1	Tetrachloro-m-xylene						CAS #: 877-09-8		
	3.793	3.792	0.001	7598646	0.01819	0.1819			
4	alpha-BHC						CAS #: 319-84-6		
	4.492	4.493	-0.001	77921696	0.11223	1.122			
5	gamma-BHC (Lindane)						CAS #: 58-89-9		
	4.912	4.913	-0.001	70437393	0.11058	1.106			(M)
6	beta-BHC						CAS #: 319-85-7		
	5.059	5.060	-0.001	27195723	0.10749	1.075			(M)
7	delta-BHC						CAS #: 319-86-8		
	5.308	5.307	0.001	51490361	0.08409	0.8409			(M)
8	Heptachlor						CAS #: 76-44-8		
	5.630	5.632	-0.002	63207498	0.10960	1.096			(M)
10	Aldrin						CAS #: 309-00-2		

```
6.157    6.160   -0.003        64422649 0.10536    1.054
--------------------------------------------------------------------------------
```

RT	EXP RT	DLT RT	RESPONSE	CONCENTRATIONS ON-COL (ng)	FINAL (ug/L)	TARGET RANGE	RATIO	
12 Heptachlor epoxide					CAS #: 1024-57-3			
7.592	7.596	-0.004	57580657	0.10830	1.083			(M)
13 gamma-Chlordane					CAS #: 5103-74-2			
7.899	7.902	-0.003	61123973	0.11045	1.104			(M)
14 alpha-Chlordane					CAS #: 5103-71-9			
8.214	8.218	-0.004	58653280	0.10871	1.087			(M)
15 Endosulfan I					CAS #: 959-98-8			
8.471	8.475	-0.004	33895261	0.06869	0.6869			
16 4,4'-DDE					CAS #: 72-55-9			
8.544	8.549	-0.005	58011822	0.11003	1.100			
17 Dieldrin					CAS #: 60-57-1			
8.984	8.986	-0.002	58573191	0.11067	1.107			
18 Endrin					CAS #: 72-20-8			
9.409	9.412	-0.003	48211633	0.10088	1.009			
20 4,4'-DDD					CAS #: 72-54-8			
9.724	9.728	-0.004	44728242	0.12062	1.206			
22 Endosulfan II					CAS #: 33213-65-9			
9.831	9.833	-0.002	34235994	0.07540	0.7540			
23 4,4'-DDT					CAS #: 50-29-3			
10.214	10.217	-0.003	36792000	0.11977	1.198			
25 Endrin aldehyde					CAS #: 7421-93-4			
10.582	10.585	-0.003	35459184	0.10805	1.080			
27 Methoxychlor					CAS #: 72-43-5			
11.111	11.114	-0.003	7339034	0.12184	1.218			
28 Endosulfan sulfate					CAS #: 1031-07-8			
11.282	11.284	-0.002	41729541	0.11109	1.111			
29 Endrin ketone					CAS #: 53494-70-5			
11.675	11.678	-0.003	40587309	0.10519	1.052			
$ 30 Decachlorobiphenyl					CAS #: 2051-24-3			
13.232	13.234	-0.002	3586964	0.01109	0.1109			(M)

QC Flag Legend

M - Compound response manually integrated.

Data File: \\cansvr11\dd\chem\GCS\a2hp9.i\90415-1.b\022F2201.D

Date : 15-APR-2009 18:43

Client ID: INTRA-LAB CHECK

Instrument: a2hp9.i

Sample Info: K9XJ71AD,2

Volume Injected (uL): 1.0

Operator: 093905

Column phase: clp pesticides I

Column diameter: 0.53

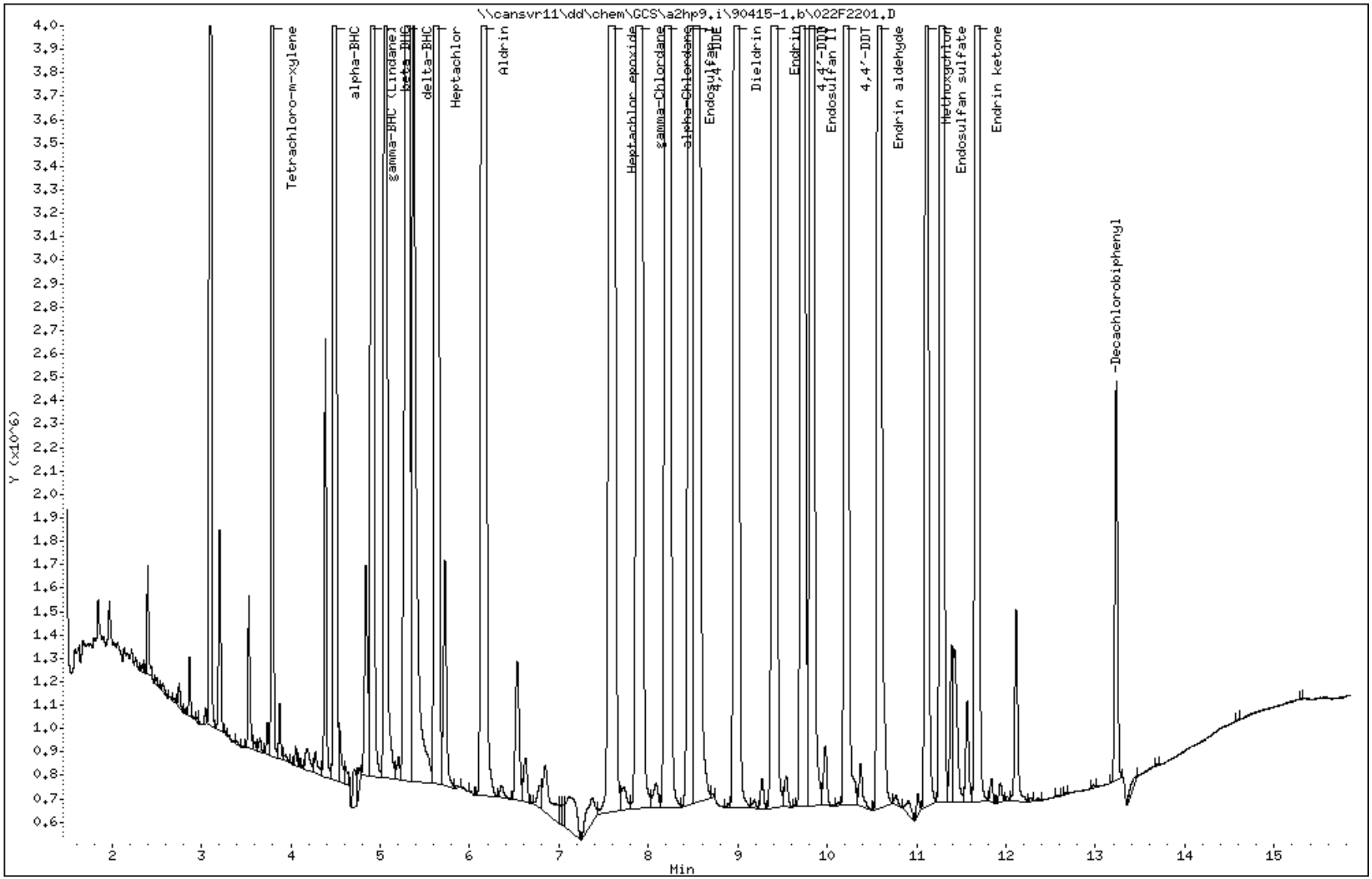

COMPOUNDS and EXP. RT REPORT

Operator: 093905 Date Acquired: 15-APR-2009 18:43
Data File: //cansvr11/dd/chem/GCS/a2hp9.i/90415-1.b/022F2201.D
Lab Sample ID: K9XJ71AD
Misc. Info: 13-PEST.SUB,FULL(1PPB).SPK
Instrument: a2hp9.i
Method: \\cansvr11\dd\chem\GCS\a2hp9.i\90415-1.b\PEST9.m
Dilution Factor: 2

Compound	RT	Area	Amount	Conc
1) Tetrachloro-m-xylene	3.793	7598646	0.018	0.182 ug/L
4) alpha-BHC	4.492	77921696	0.112	1.122 ug/L
5) gamma-BHC (Lindane)	4.912	70437393	0.111	1.106 ug/L
6) beta-BHC	5.059	27195723	0.107	1.075 ug/L
7) delta-BHC	5.308	51490361	0.084	0.841 ug/L
8) Heptachlor	5.631	63207498	0.110	1.096 ug/L
10) Aldrin	6.157	64422649	0.105	1.054 ug/L
12) Heptachlor epoxide	7.592	57580657	0.108	1.083 ug/L
13) gamma-Chlordane	7.900	61123973	0.110	1.105 ug/L
14) alpha-Chlordane	8.215	58653280	0.109	1.087 ug/L
15) Endosulfan I	8.472	33895261	0.069	0.687 ug/L
16) 4,4'-DDE	8.545	58011822	0.110	1.100 ug/L
17) Dieldrin	8.985	58573191	0.111	1.107 ug/L
18) Endrin	9.409	48211633	0.101	1.009 ug/L
20) 4,4'-DDD	9.725	44728242	0.121	1.206 ug/L
22) Endosulfan II	9.832	34235994	0.075	0.754 ug/L
23) 4,4'-DDT	10.214	36792000	0.120	1.198 ug/L
25) Endrin aldehyde	10.582	35459184	0.108	1.080 ug/L
27) Methoxychlor	11.112	16597590	0.122	1.218 ug/L
28) Endosulfan sulfate	11.282	41729541	0.111	1.111 ug/L
29) Endrin ketone	11.676	40587309	0.105	1.052 ug/L
30) Decachlorobiphenyl	13.232	3586964	0.011	0.111 ug/L

Data File Name: 022F2201.D
Inj. Date and Time: 15-APR-2009 18:43
Instrument ID: a2hp9.i
Client ID: INTRA-LAB CHECK
Compound Name: gamma-BHC (Lindane)
CAS #: 58-89-9
Report Date: 04/16/2009

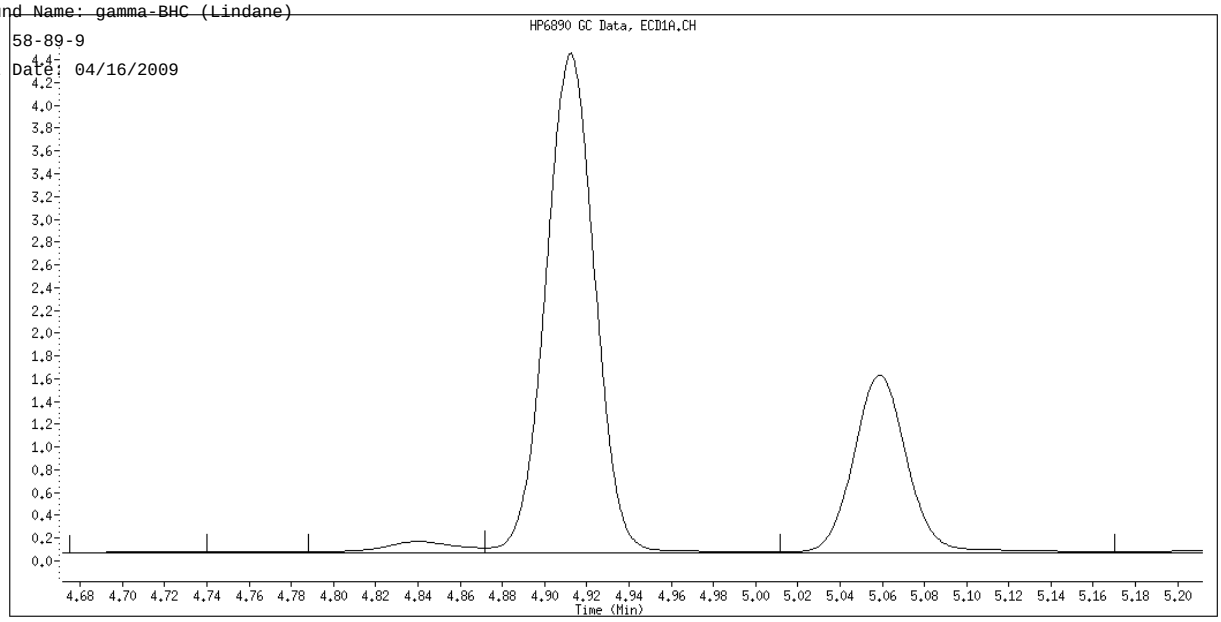

Original Integration

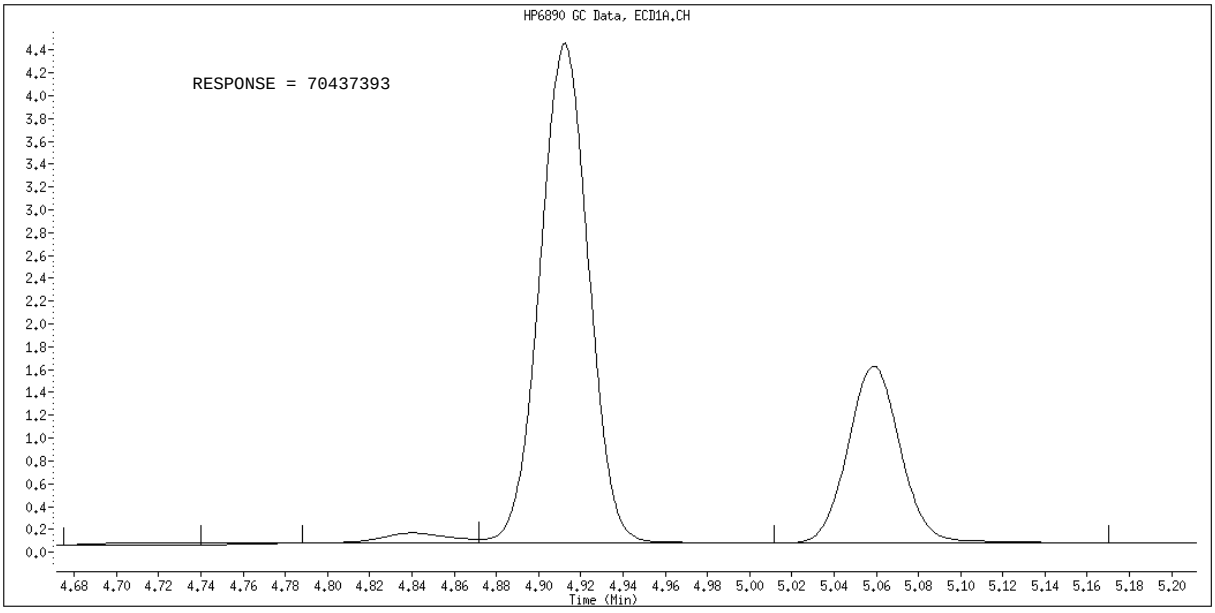

Manual Integration

Manually Integrated By: vandorenc
Manual Integration Reason: Baseline Event

Data File Name: 022F2201.D
Inj. Date and Time: 15-APR-2009 18:43
Instrument ID: a2hp9.i
Client ID: INTRA-LAB CHECK
Compound Name: beta-BHC
CAS #: 319-85-7
Report Date: 04/16/2009

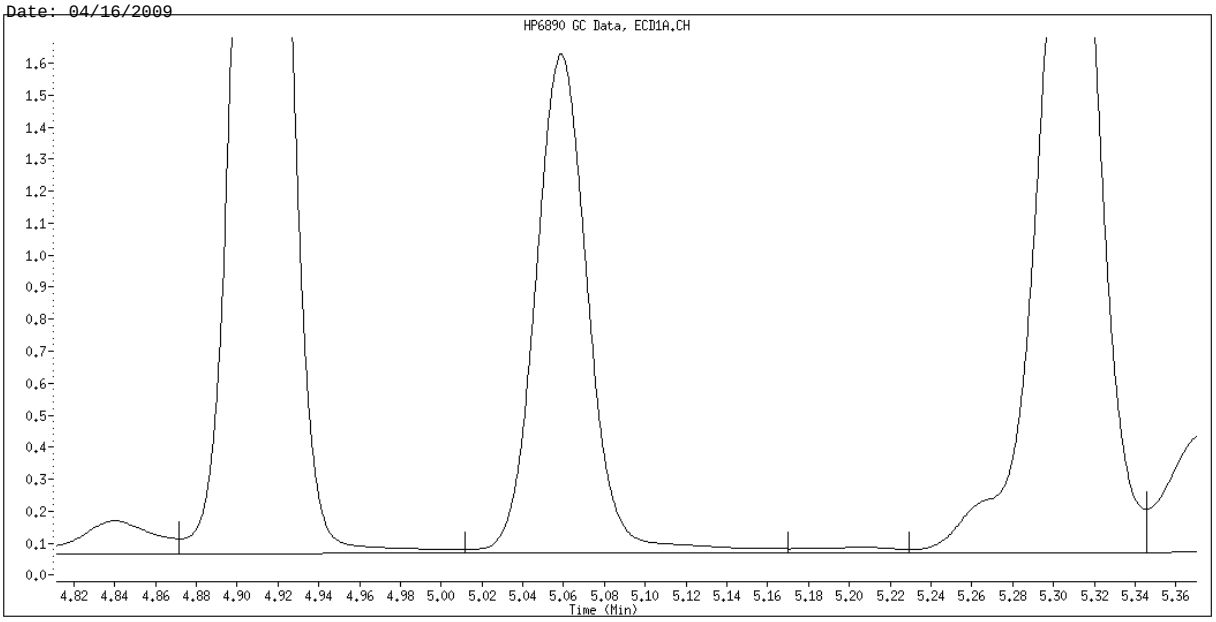

Original Integration

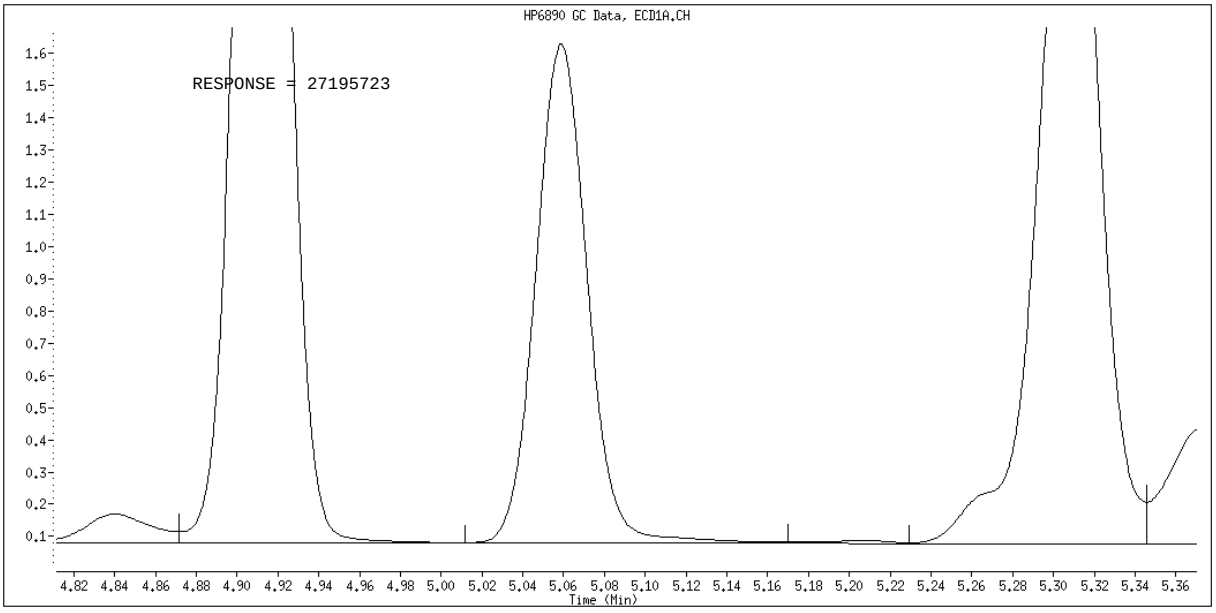

Manual Integration

Manually Integrated By: vandorenc
Manual Integration Reason: Baseline Event

Data File Name: 022F2201.D
Inj. Date and Time: 15-APR-2009 18:43
Instrument ID: a2hp9.i
Client ID: INTRA-LAB CHECK
Compound Name: delta-BHC
CAS #: 319-86-8
Report Date: 04/16/2009

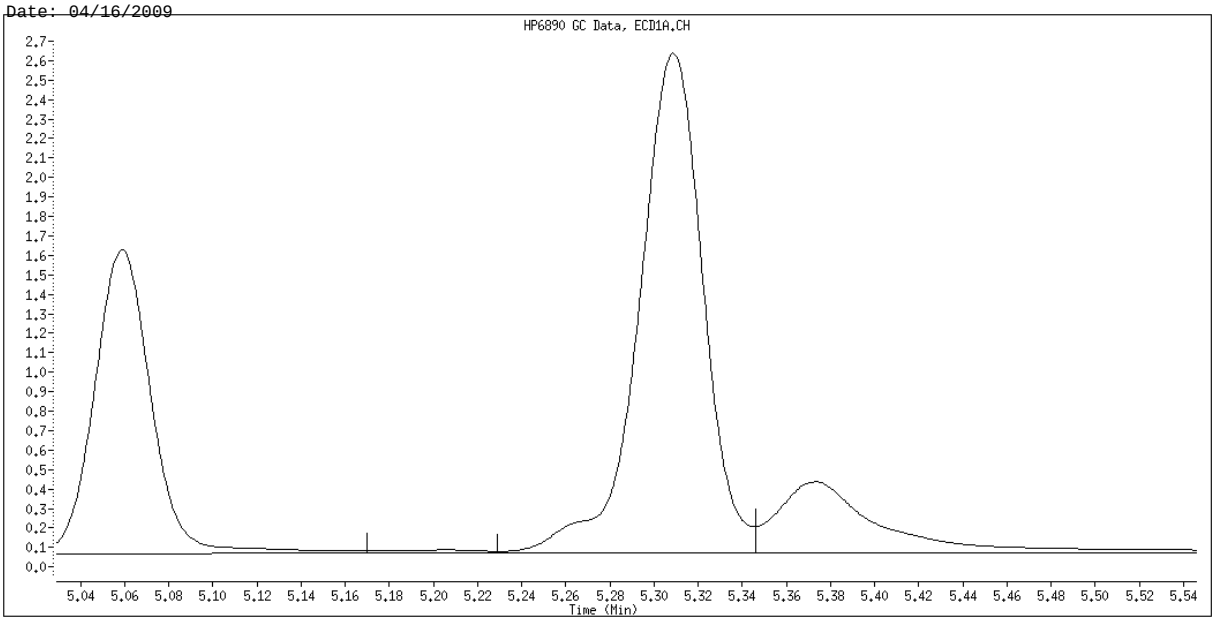

Original Integration

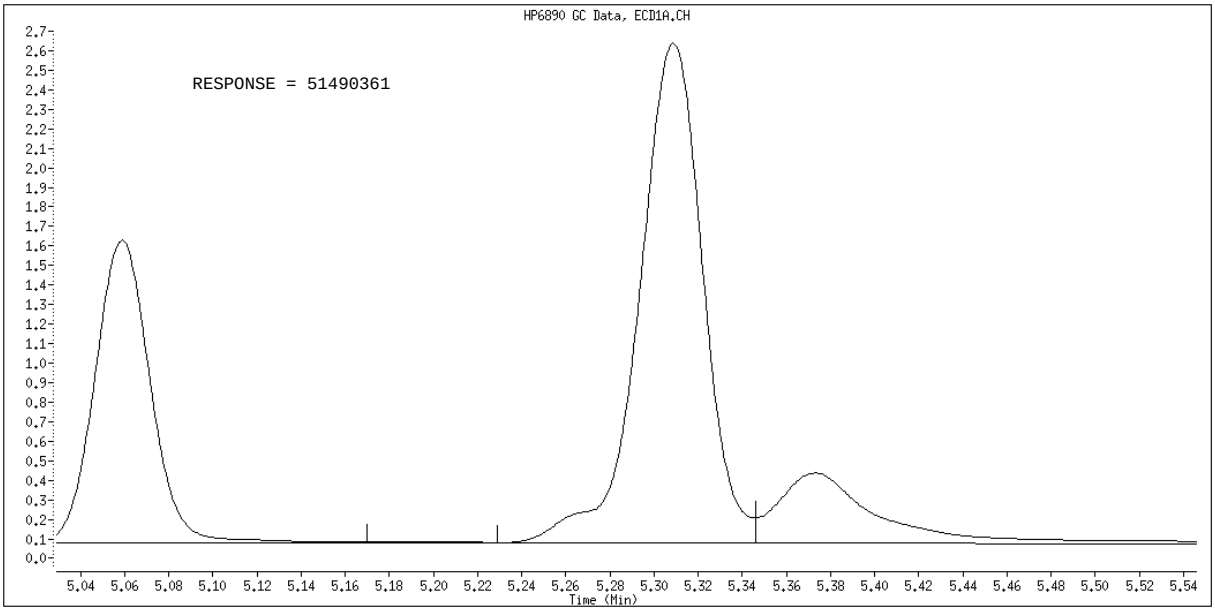

Manual Integration

Manually Integrated By: vandorenc
Manual Integration Reason: Baseline Event

Data File Name: 022F2201.D
Inj. Date and Time: 15-APR-2009 18:43
Instrument ID: a2hp9.i
Client ID: INTRA-LAB CHECK
Compound Name: Heptachlor
CAS #: 76-44-8
Report Date: 04/16/2009

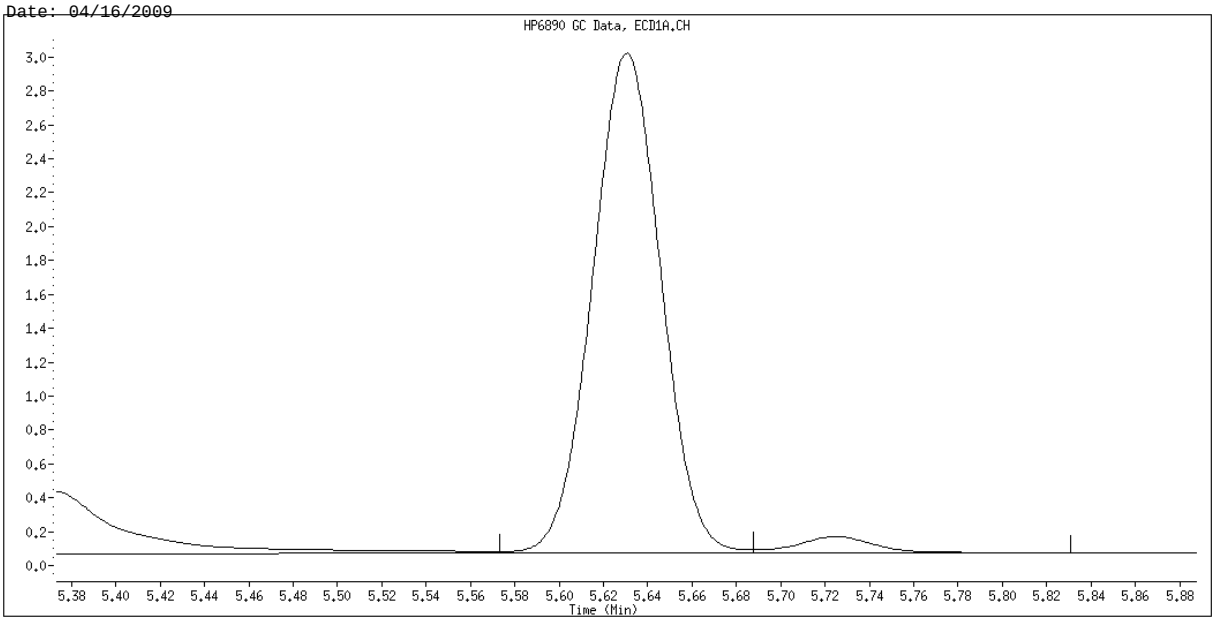

Original Integration

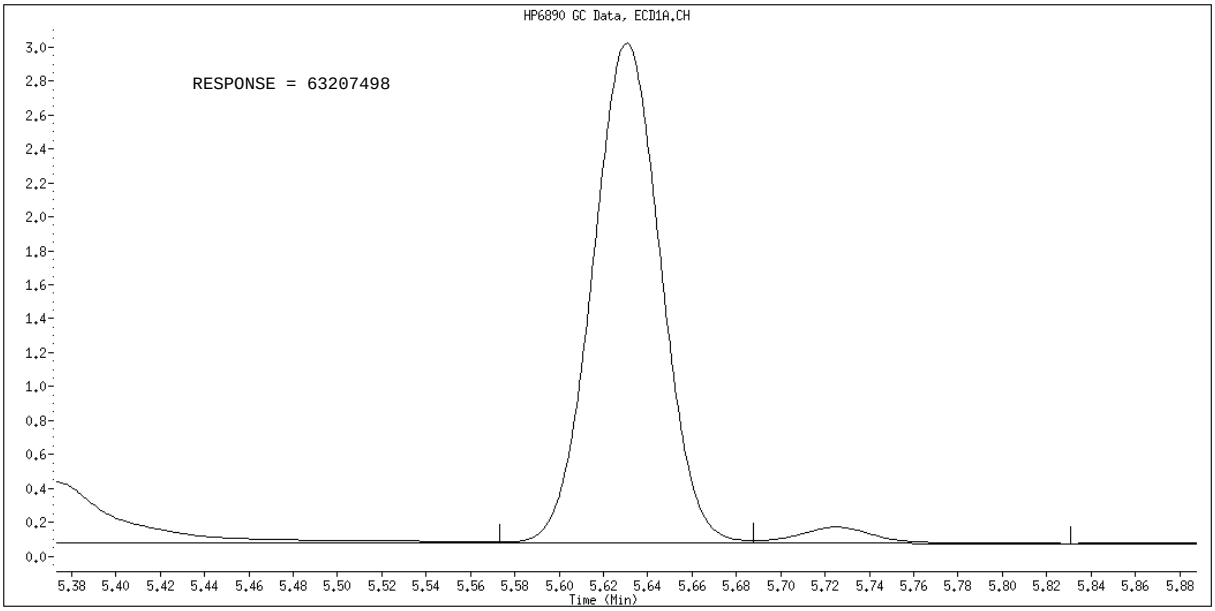

Manual Integration

Manually Integrated By: vandorenc
Manual Integration Reason: Baseline Event

Data File Name: 022F2201.D
Inj. Date and Time: 15-APR-2009 18:43
Instrument ID: a2hp9.i
Client ID: INTRA-LAB CHECK
Compound Name: Heptachlor epoxide
CAS #: 1024-57-3
Report Date: 04/16/2009

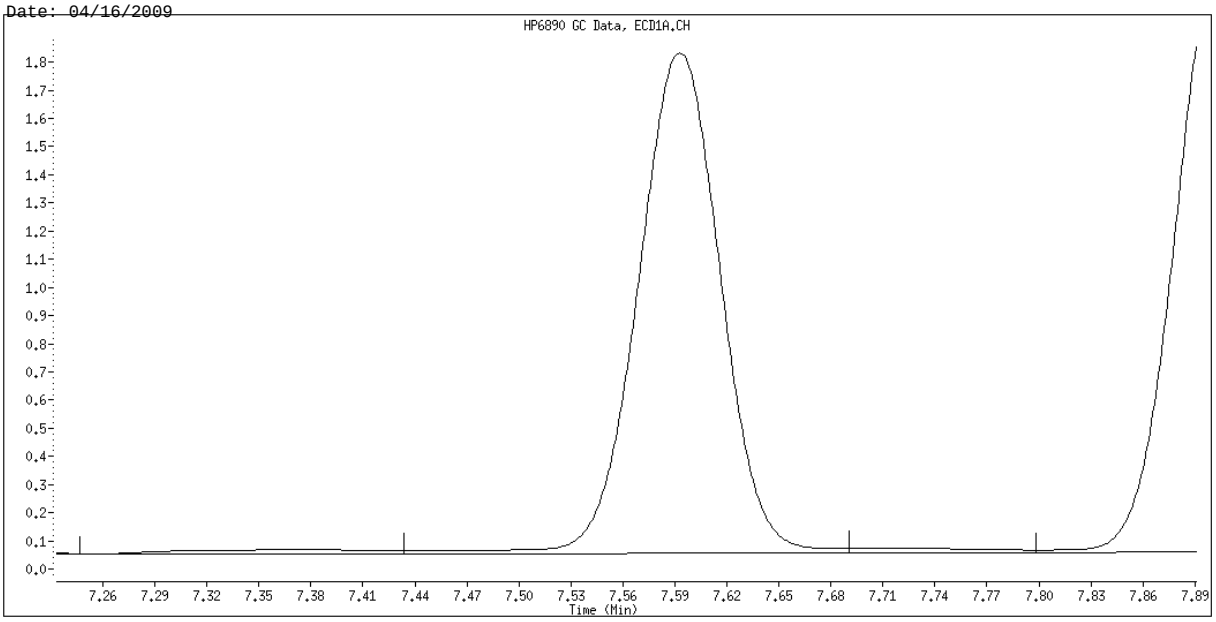

Original Integration

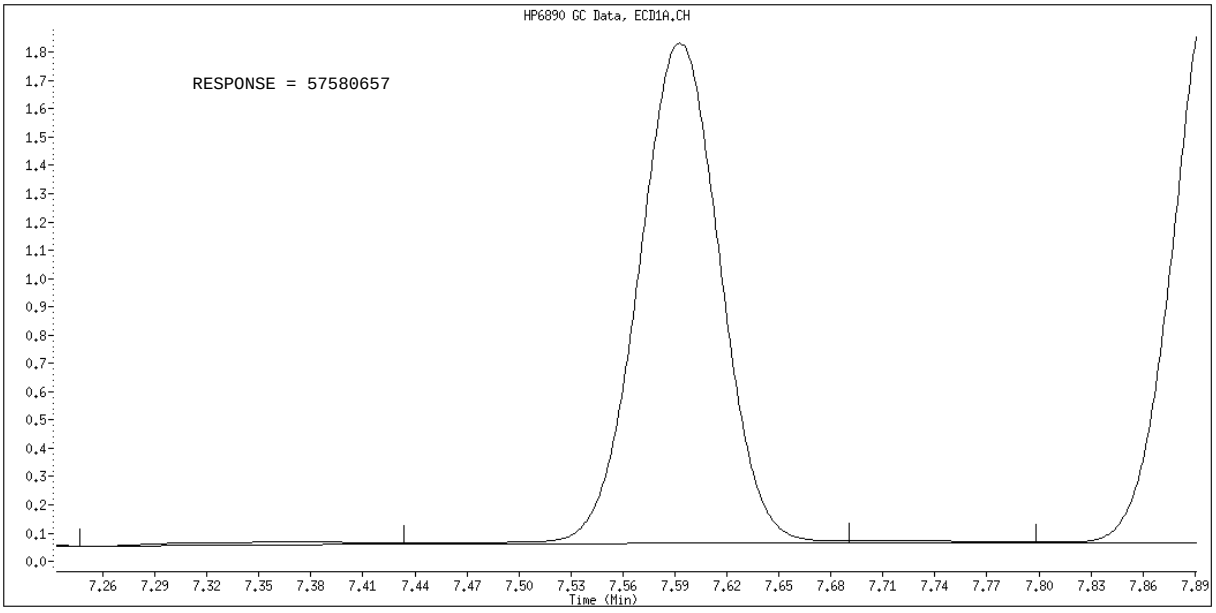

Manual Integration

Manually Integrated By: vandorenc
Manual Integration Reason: Baseline Event

Data File Name: 022F2201.D
Inj. Date and Time: 15-APR-2009 18:43
Instrument ID: a2hp9.i
Client ID: INTRA-LAB CHECK
Compound Name: gamma-Chlordane
CAS #: 5103-74-2
Report Date: 04/16/2009

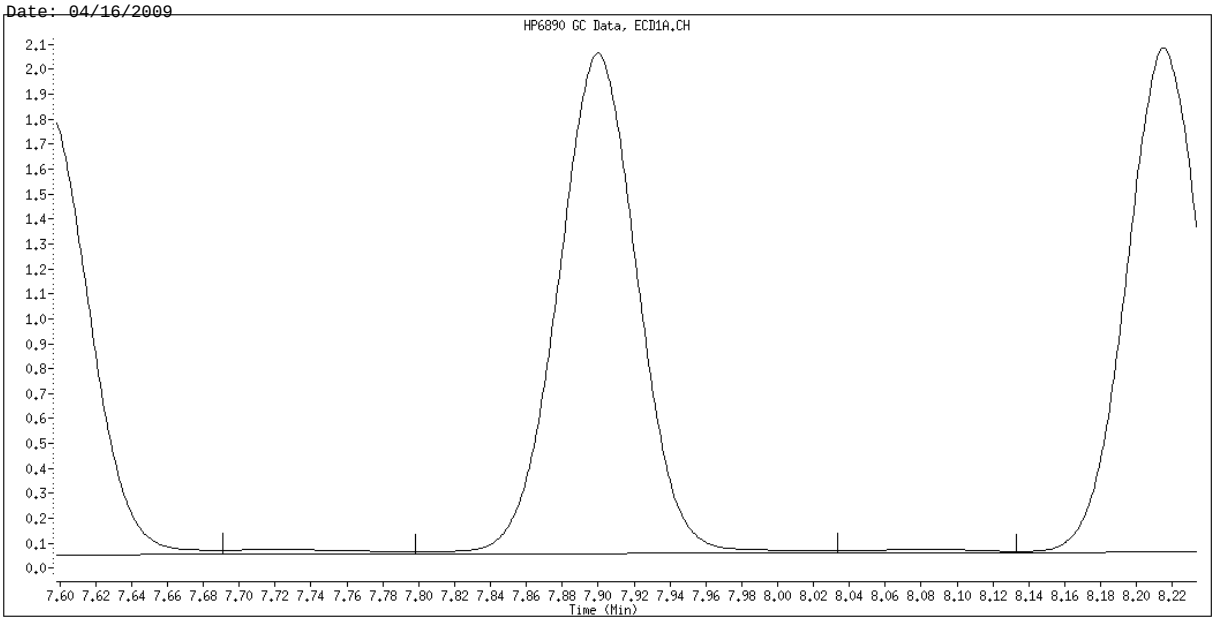

Original Integration

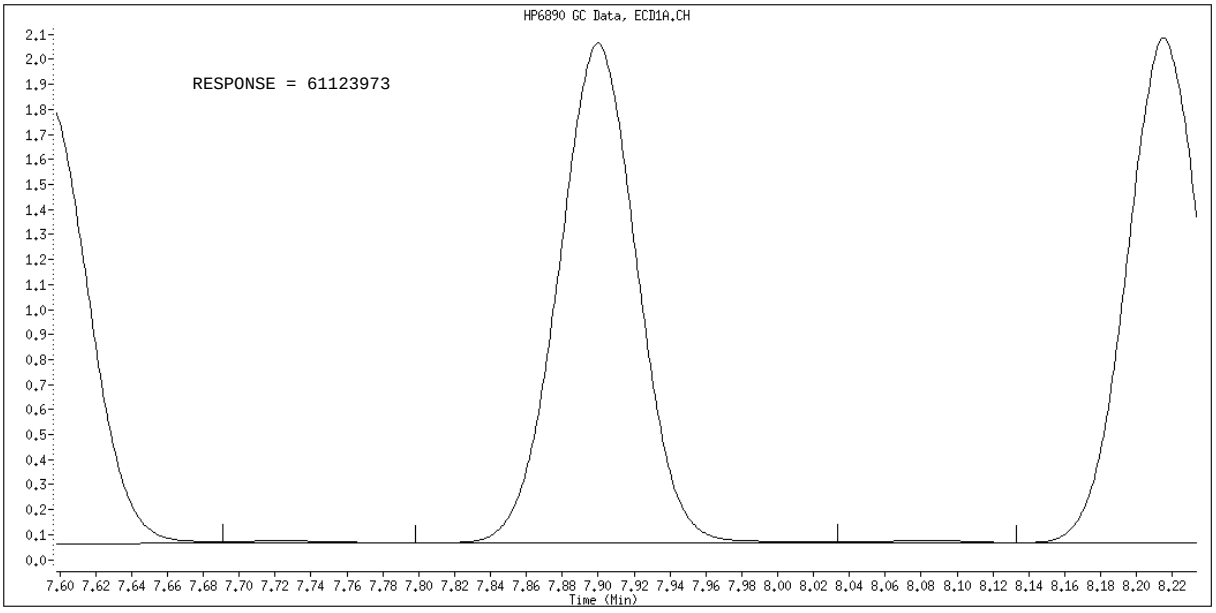

Manual Integration

Manually Integrated By: vandorenc
Manual Integration Reason: Baseline Event

Data File Name: 022F2201.D
Inj. Date and Time: 15-APR-2009 18:43
Instrument ID: a2hp9.i
Client ID: INTRA-LAB CHECK
Compound Name: alpha-Chlordane
CAS #: 5103-71-9
Report Date: 04/16/2009

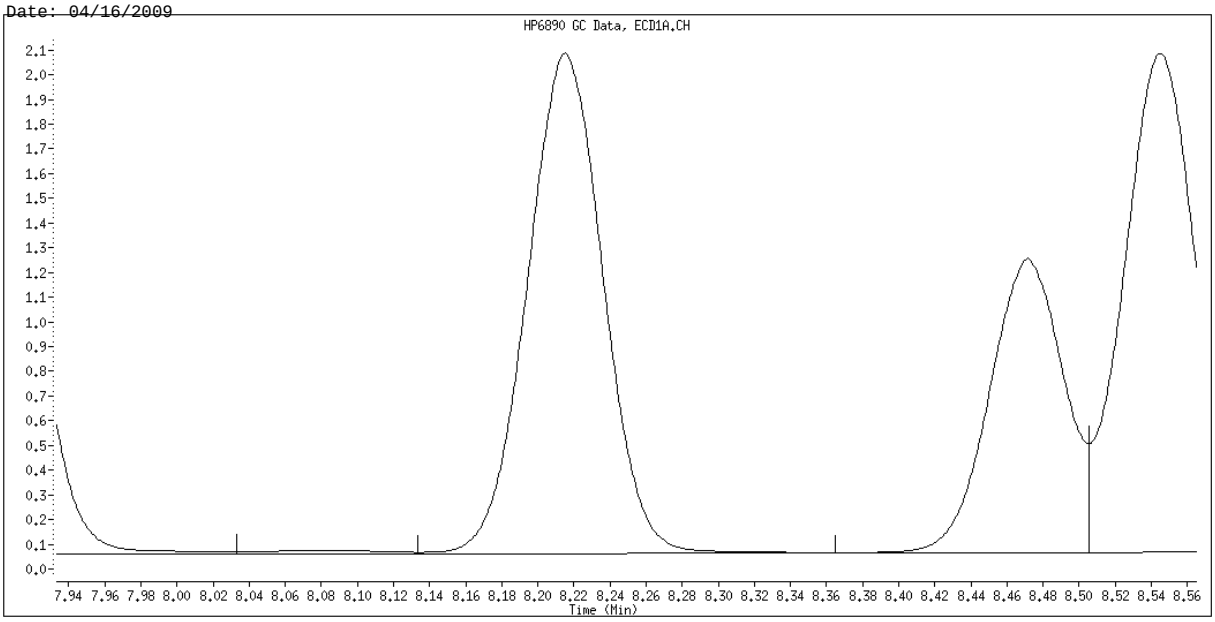

Original Integration

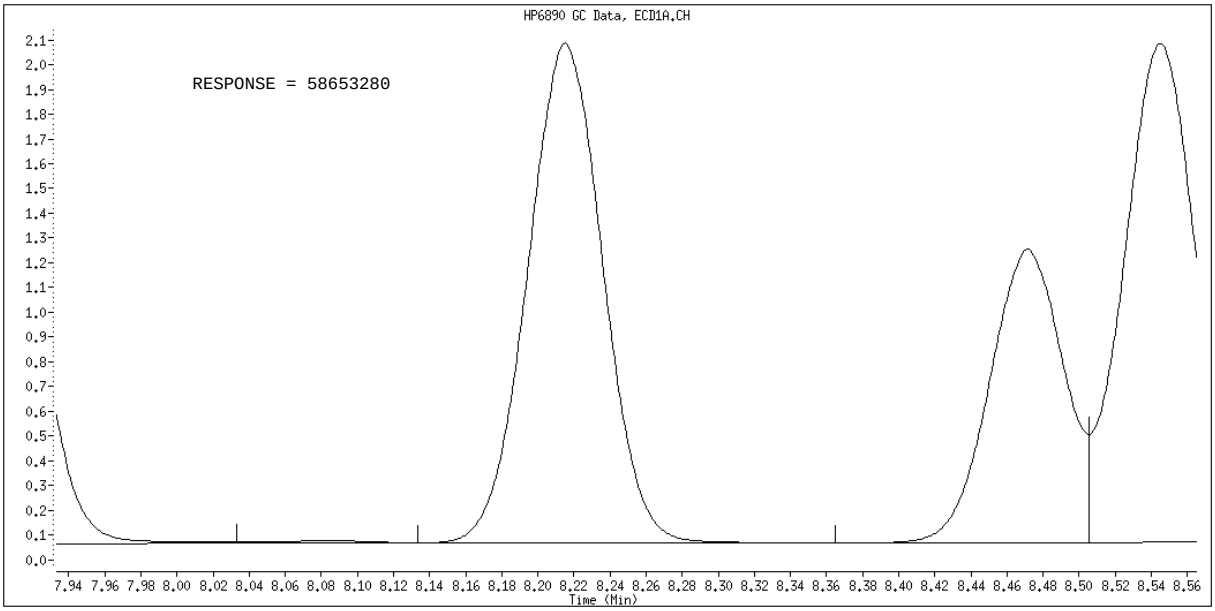

Manual Integration

Manually Integrated By: vandorenc
Manual Integration Reason: Baseline Event

Data File Name: 022F2201.D
Inj. Date and Time: 15-APR-2009 18:43
Instrument ID: a2hp9.i
Client ID: INTRA-LAB CHECK
Compound Name: Decachlorobiphenyl
CAS #: 2051-24-3
Report Date: 04/16/2009

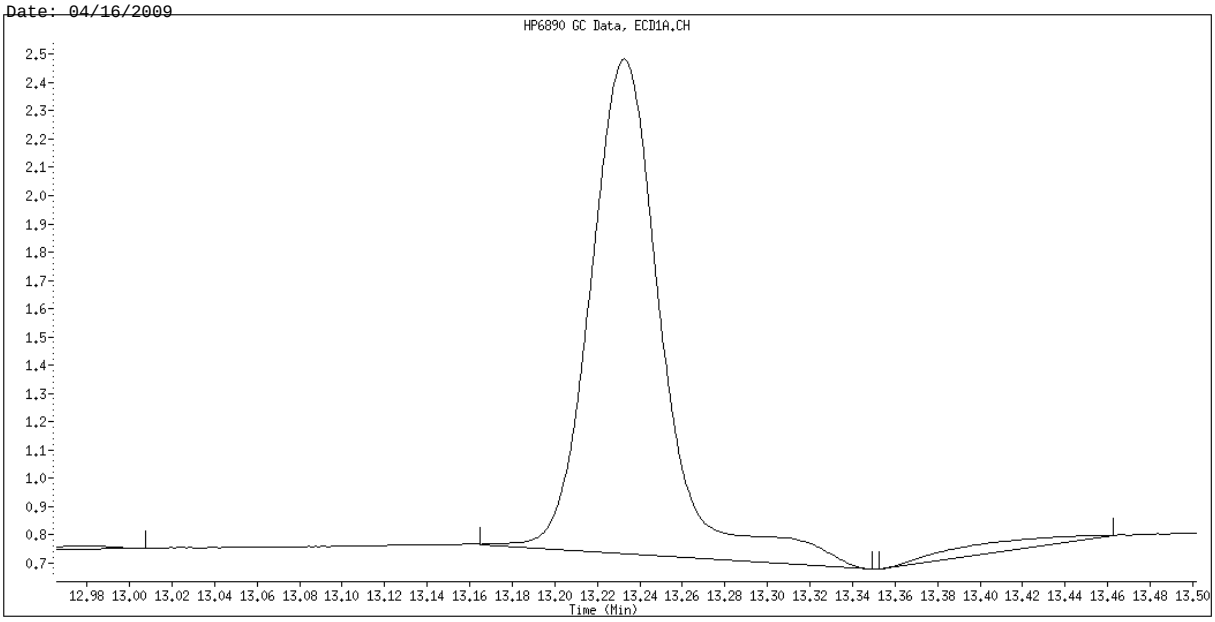

Original Integration

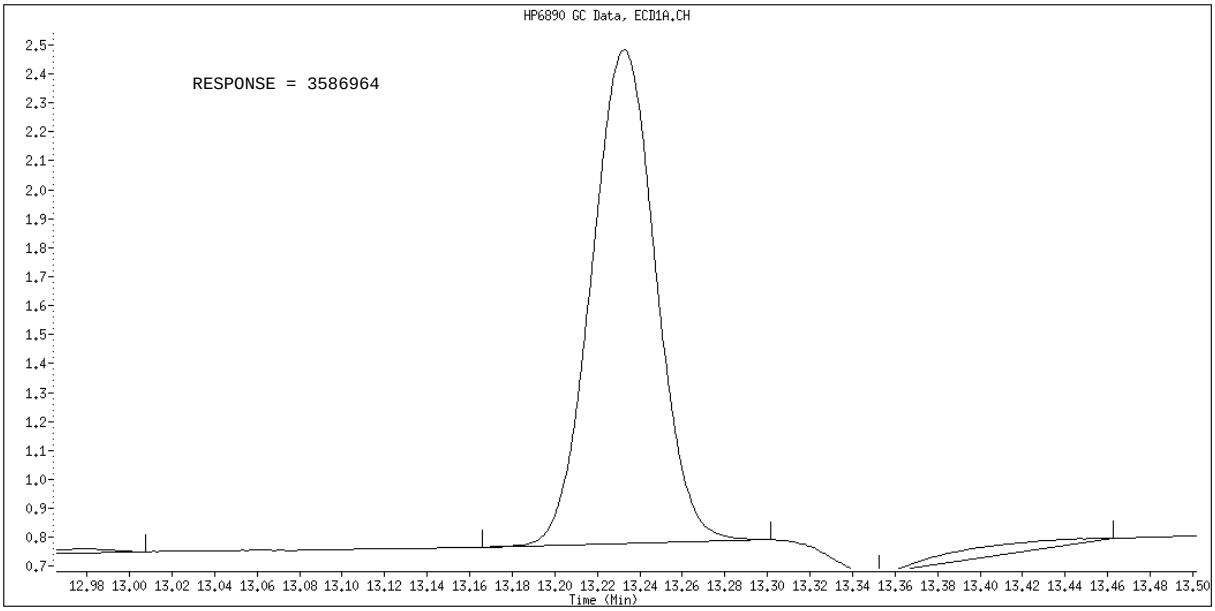

Manual Integration

Manually Integrated By: vandorenc
Manual Integration Reason: Baseline Event

TestAmerica North Canton

PESTICIDES 8081/608

Data file : \\cansvr11\dd\chem\GCS\a2hp9.i\90415-1.b\90415-1.b\022F2201.D
Lab Smp Id: K9XJ71AD Client Smp ID: INTRA-LAB CHECK
Inj Date : 15-APR-2009 18:43
Operator : 093905 Inst ID: a2hp9.i
Smp Info : K9XJ71AD,2
Misc Info : 13-PEST.SUB,FULL(1PPB).SPK
Comment :
Method : \\cansvr11\dd\chem\GCS\a2hp9.i\90415-1.b\PEST9.m\PEST9r.m
Meth Date : 16-Apr-2009 09:08 vandorenc Quant Type: ESTD
Cal Date : 06-APR-2009 19:15 Cal File: 009F0901.D
Als bottle: 22 QC Sample: METHOD SPIKE
Dil Factor: 2.00000
Integrator: Falcon Compound Sublist: 13-PEST.SUB
Target Version: 4.14 Sample Matrix: WATER
Processing Host: CANPGCSV23

Concentration Formula: Amt * DF * Vt/Vo/Vi * CpndVariable

Name	Value	Description
DF	2.000	Dilution Factor
Vt	5000.000	Volume of final extract (uL)
Vo	1000.000	Volume of sample extracted (mL)
Vi	1.000	Volume injected
Cpnd Variable		Local Compound Variable

RT	EXP RT	DLT RT	RESPONSE	CONCENTRATIONS ON-COL (ng)	FINAL (ug/L)	TARGET RANGE	RATIO	
$ 1 Tetrachloro-m-xylene						CAS #: 877-09-8		
4.604	4.604	0.000	11434240	0.01756	0.1756			
4 alpha-BHC						CAS #: 319-84-6		
5.635	5.635	0.000	129597872	0.11297	1.130			
5 gamma-BHC (Lindane)						CAS #: 58-89-9		
6.384	6.381	0.003	79892767	0.07993	0.7993			
6 beta-BHC						CAS #: 319-85-7		
6.609	6.610	-0.001	18731594	0.12534	1.253			(R)
7 delta-BHC						CAS #: 319-86-8		
7.366	7.368	-0.002	37533839	0.11861	1.186			(R)
8 Heptachlor						CAS #: 76-44-8		
7.482	7.484	-0.002	31147285	0.11200	1.120			

```
   10 Aldrin                                      CAS #: 309-00-2
8.282    8.283   -0.001       101408826 0.10817    1.082
--------------------------------------------------------------------------------
```

RT	EXP RT	DLT RT	RESPONSE	CONCENTRATIONS ON-COL (ng)	FINAL (ug/L)	TARGET RANGE	RATIO	
12 Heptachlor epoxide						CAS #: 1024-57-3		
9.563	9.564	-0.001	82418558	0.10968	1.097			
13 gamma-Chlordane						CAS #: 5103-74-2		
9.929	9.930	-0.001	85210209	0.11178	1.118			
14 alpha-Chlordane						CAS #: 5103-71-9		
10.206	10.208	-0.002	78342841	0.10985	1.098			
15 Endosulfan I						CAS #: 959-98-8		
10.276	10.279	-0.003	18744321	0.06830	0.6830			
16 4,4'-DDE						CAS #: 72-55-9		
10.589	10.592	-0.003	72771377	0.11209	1.121			
17 Dieldrin						CAS #: 60-57-1		
10.764	10.766	-0.002	31926997	0.10665	1.066			
18 Endrin						CAS #: 72-20-8		
11.259	11.261	-0.002	30971038	0.11532	1.153			
21 4,4'-DDD						CAS #: 72-54-8		
11.538	11.542	-0.004	54083965	0.11884	1.188			(R)
22 Endosulfan II						CAS #: 33213-65-9		
11.609	11.612	-0.003	18825959	0.07897	0.7897			
24 4,4'-DDT						CAS #: 50-29-3		
12.011	12.015	-0.004	40226930	0.11891	1.189			(R)
25 Endrin aldehyde						CAS #: 7421-93-4		
12.144	12.147	-0.003	18991530	0.11220	1.122			
26 Endosulfan sulfate						CAS #: 1031-07-8		
12.556	12.559	-0.003	23659351	0.11507	1.151			
27 Methoxychlor						CAS #: 72-43-5		
13.043	13.046	-0.003	9129189	0.12036	1.204			(R)
29 Endrin ketone						CAS #: 53494-70-5		
13.302	13.304	-0.002	22118096	0.10541	1.054			
$ 30 Decachlorobiphenyl						CAS #: 2051-24-3		
15.058	15.062	-0.004	1468167	0.01073	0.1072			

QC Flag Legend

R - Spike/Surrogate failed recovery limits.

Data File: \\cansvr11\dd\chem\GCS\a2hp9.i\90415-1.b\90415-1.b\022F2201.D

Date : 15-APR-2009 18:43

Client ID: INTRA-LAB CHECK

Instrument: a2hp9.i

Sample Info: K9XJ71AD,2

Volume Injected (uL): 1.0

Operator: 093905

Column phase: clp pesticides II

Column diameter: 0.53

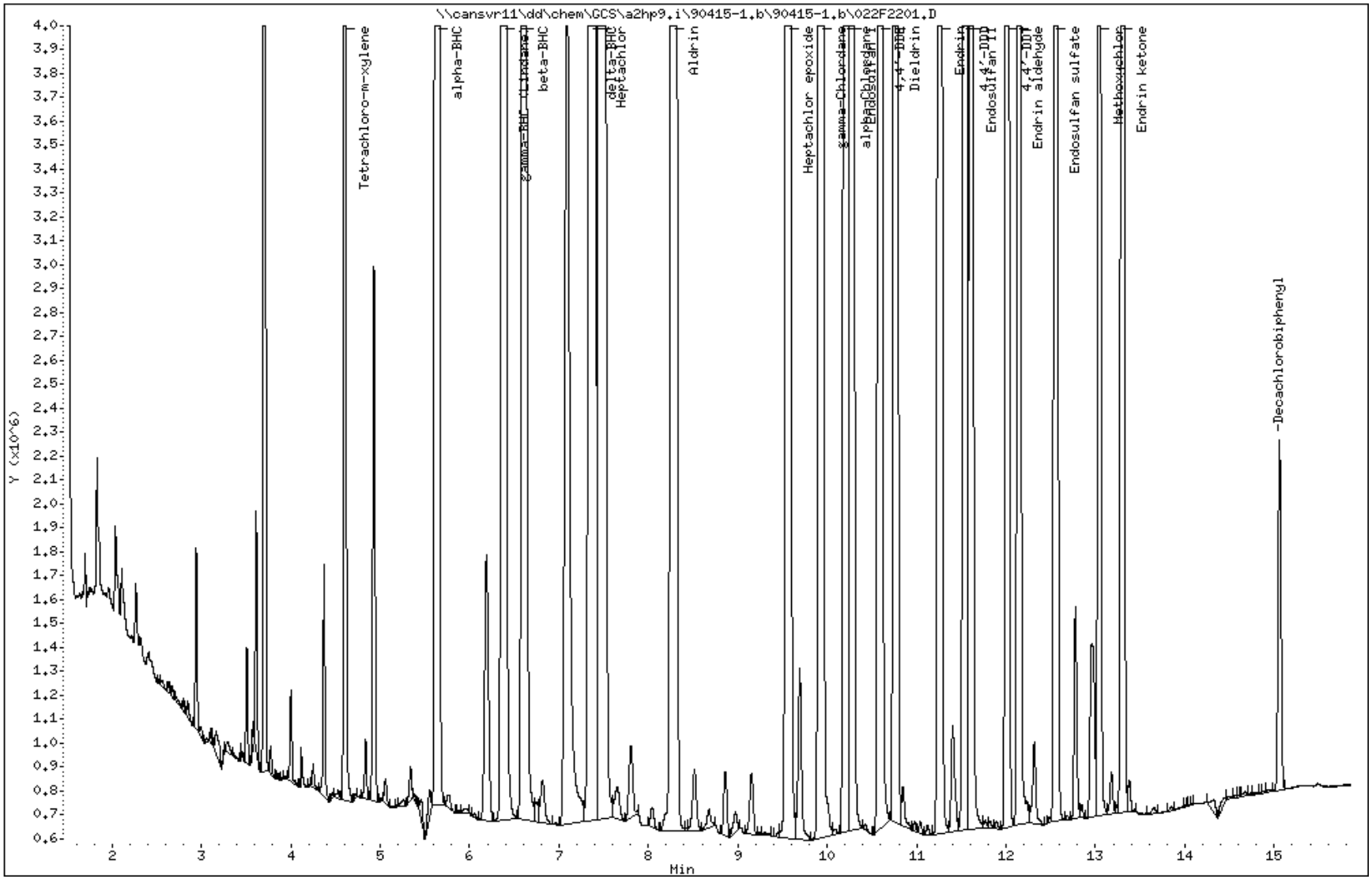

COMPOUNDS and EXP. RT REPORT

Operator: 093905 Date Acquired: 15-APR-2009 18:43
Data File: //cansvr11/dd/chem/GCS/a2hp9.i/90415-1.b/90415-1.b/022F2201.D
Lab Sample ID: K9XJ71AD
Misc. Info: 13-PEST.SUB,FULL(1PPB).SPK
Instrument: a2hp9.i
Method: \\cansvr11\dd\chem\GCS\a2hp9.i\90415-1.b\PEST9.m\PEST9r.m
Dilution Factor: 2

Compound	RT	Area	Amount	Conc
1) Tetrachloro-m-xylene	4.605	11434240	0.018	0.176 ug/L
4) alpha-BHC	5.636	129597872	0.113	1.130 ug/L
5) gamma-BHC (Lindane)	6.384	79892767	0.080	0.799 ug/L
6) beta-BHC	6.610	48722772	0.125	1.253 ug/L
7) delta-BHC	7.367	113414689	0.119	1.186 ug/L
8) Heptachlor	7.482	100769942	0.112	1.120 ug/L
10) Aldrin	8.282	101408826	0.108	1.082 ug/L
12) Heptachlor epoxide	9.563	82418558	0.110	1.097 ug/L
13) gamma-Chlordane	9.930	85210209	0.112	1.118 ug/L
14) alpha-Chlordane	10.207	78342841	0.110	1.099 ug/L
15) Endosulfan I	10.277	43460247	0.068	0.683 ug/L
16) 4,4'-DDE	10.589	72771377	0.112	1.121 ug/L
17) Dieldrin	10.765	68790237	0.107	1.066 ug/L
18) Endrin	11.259	65287276	0.115	1.153 ug/L
21) 4,4'-DDD	11.538	54083965	0.119	1.188 ug/L
22) Endosulfan II	11.610	39638113	0.079	0.790 ug/L
24) 4,4'-DDT	12.012	40226930	0.119	1.189 ug/L
25) Endrin aldehyde	12.144	37627530	0.112	1.122 ug/L
26) Endosulfan sulfate	12.557	46198389	0.115	1.151 ug/L
27) Methoxychlor	13.043	17451951	0.120	1.204 ug/L
29) Endrin ketone	13.302	42370630	0.105	1.054 ug/L
30) Decachlorobiphenyl	15.058	3352052	0.011	0.107 ug/L

METHOD BLANK REPORT

GC Semivolatiles

Client Lot #...: A9C310174 **Work Order #...:** K9D231AA **Matrix.....:** WATER
MB Lot-Sample #: A9D010000-039

Prep Date.....: 04/01/09 **Final Wgt/Vol..:** 5 mL
Analysis Date..: 04/08/09 **Prep Batch #...:** 9091039
Dilution Factor: 1 **Initial Wgt/Vol:** 1000 mL

PARAMETER	RESULT	REPORTING LIMIT	UNITS	METHOD
alpha-BHC	ND	0.050	ug/L	SW846 8081A
beta-BHC	ND	0.050	ug/L	SW846 8081A
delta-BHC	ND	0.050	ug/L	SW846 8081A
gamma-BHC (Lindane)	ND	0.050	ug/L	SW846 8081A
Heptachlor	ND	0.050	ug/L	SW846 8081A
Aldrin	ND	0.050	ug/L	SW846 8081A
Heptachlor epoxide	ND	0.050	ug/L	SW846 8081A
Endosulfan I	ND	0.050	ug/L	SW846 8081A
Dieldrin	ND	0.050	ug/L	SW846 8081A
4,4'-DDE	ND	0.050	ug/L	SW846 8081A
Endrin	ND	0.050	ug/L	SW846 8081A
Endosulfan II	ND	0.050	ug/L	SW846 8081A
4,4'-DDD	ND	0.050	ug/L	SW846 8081A
Endosulfan sulfate	ND	0.050	ug/L	SW846 8081A
4,4'-DDT	ND	0.050	ug/L	SW846 8081A
Methoxychlor	ND	0.10	ug/L	SW846 8081A
Endrin ketone	ND	0.050	ug/L	SW846 8081A
Endrin aldehyde	ND	0.050	ug/L	SW846 8081A
alpha-Chlordane	ND	0.050	ug/L	SW846 8081A
gamma-Chlordane	ND	0.050	ug/L	SW846 8081A
Toxaphene	ND	2.0	ug/L	SW846 8081A

SURROGATE	PERCENT RECOVERY	RECOVERY LIMITS
Tetrachloro-m-xylene	86	(50 - 150)
Decachlorobiphenyl	85	(50 - 150)

NOTE(S):

Calculations are performed before rounding to avoid round-off errors in calculated results.

TestAmerica North Canton

PESTICIDES 8081/608

Data file : \\cansvr11\dd\chem\GCS\a2hp9.i\90406-1.b\092F4401.D
Lab Smp Id: K9D231AA Client Smp ID: INTRA-LAB BLANK
Inj Date : 08-APR-2009 02:19
Operator : 093905 Inst ID: a2hp9.i
Smp Info : K9D231AA
Misc Info :
Comment   :
Method   : \\cansvr11\dd\chem\GCS\a2hp9.i\90406-1.b\PEST9.m
Meth Date : 08-Apr-2009 10:00 vandorenc Quant Type: ESTD
Cal Date : 06-APR-2009 20:44 Cal File: 013F1301.D
Als bottle: 92 QC Sample: METHOD BLANK
Dil Factor: 1.00000
Integrator: Falcon Compound Sublist: 19-pestap9.sub
Target Version: 4.14 Sample Matrix: WATER
Processing Host: CANPGCSV23

Concentration Formula: Amt * DF * Vt/Vo/Vi * CpndVariable

Name	Value	Description
DF	1.000	Dilution Factor
Vt	5000.000	Volume of final extract (uL)
Vo	1000.000	Volume of sample extracted (mL)
Vi	1.000	Volume injected
Cpnd Variable		Local Compound Variable

RT	EXP RT	DLT RT	RESPONSE	CONCENTRATIONS ON-COL (ng)	FINAL (ug/L)	TARGET RANGE	RATIO
$ 1 Tetrachloro-m-xylene						CAS #: 877-09-8	
3.793	3.793	0.000	14360705	0.03423	0.1711		
2 Hexachlorobenzene						CAS #: 118-74-1	
4.275	4.271	0.004	39298	9e-005	0.0004333		
	Average of Peak Concentrations = 0.0004333						
3 Diallate						CAS #: 2303-16-4	
4.335	4.357	-0.022	11783	0.00169	0.008430	0.00- 20.00	100.00
4.550	4.530	0.020	17044	0.01460	0.07302	0.00- 20.00	144.65
	Average of Peak Concentrations = 0.04072						
4 alpha-BHC						CAS #: 319-84-6	
4.484	4.494	-0.010	9706	2e-005	0.00008765		

RT	EXP RT	DLT RT	RESPONSE	CONCENTRATIONS ON-COL (ng)	FINAL (ug/L)	TARGET RANGE	RATIO

5 gamma-BHC (Lindane) CAS #: 58-89-9

Peaks not detected for Quant. or Qual. signal(s).

---

6 beta-BHC CAS #: 319-85-7

5.060	5.061	-0.001	62790	3.e-004	0.001514		

---

7 delta-BHC CAS #: 319-86-8

5.311	5.308	0.003	39164	8e-005	0.0003838		

---

8 Heptachlor CAS #: 76-44-8

5.659	5.635	0.024	49562	1e-004	0.0005263		

---

9 Tech Chlordane CAS #: 57-74-9

Peaks not detected for Quant. or Qual. signal(s).

---

10 Aldrin CAS #: 309-00-2

6.152	6.163	-0.011	124467	2e-004	0.001191		

---

11 Isodrin CAS #: 465-73-6

Peaks not detected for Quant. or Qual. signal(s).

---

12 Heptachlor epoxide CAS #: 1024-57-3

Peaks not detected for Quant. or Qual. signal(s).

---

13 gamma-Chlordane CAS #: 5103-74-2

Peaks not detected for Quant. or Qual. signal(s).

---

14 alpha-Chlordane CAS #: 5103-71-9

Peaks not detected for Quant. or Qual. signal(s).

---

15 Endosulfan I CAS #: 959-98-8

Peaks not detected for Quant. or Qual. signal(s).

---

16 4,4'-DDE CAS #: 72-55-9

Peaks not detected for Quant. or Qual. signal(s).

---

17 Dieldrin CAS #: 60-57-1

Peaks not detected for Quant. or Qual. signal(s).

RT	EXP RT	DLT RT	RESPONSE	CONCENTRATIONS ON-COL (ng)	FINAL (ug/L)	TARGET RANGE	RATIO
18 Endrin					CAS #: 72-20-8		

Peaks not detected for Quant. or Qual. signal(s).

---

19 Kepone					CAS #: 143-50-0		
9.479	9.475	0.004	30625	0.12198	0.6099		

---

20 4,4'-DDD					CAS #: 72-54-8		

Peaks not detected for Quant. or Qual. signal(s).

---

21 Chlorobenzilate					CAS #: 510-15-6		

Peaks not detected for Quant. or Qual. signal(s).

---

22 Endosulfan II					CAS #: 33213-65-9		

Peaks not detected for Quant. or Qual. signal(s).

---

24 Toxaphene					CAS #: 8001-35-2		
9.970	9.959	0.011	53836	0.00985	0.04926	80.00- 120.00	100.00
0.000	10.389	-10.389	0	0.0000	0.0000	114.04- 154.04	0.00
0.000	11.099	-11.099	0	0.0000	0.0000	115.64- 155.64	0.00
11.228	11.244	-0.016	45116	0.00728	0.03640	52.78- 92.78	83.80
11.674	11.651	0.023	5678	0.00152	0.007599	69.36- 109.36	10.55
		Average of Peak Concentrations =			0.03108		

---

23 4,4'-DDT					CAS #: 50-29-3		

Peaks not detected for Quant. or Qual. signal(s).

---

25 Endrin aldehyde					CAS #: 7421-93-4		
10.614	10.590	0.024	64476	2.e-004	0.001006		

---

26 Mirex					CAS #: 2385-85-5		

Peaks not detected for Quant. or Qual. signal(s).

---

27 Methoxychlor					CAS #: 72-43-5		

Peaks not detected for Quant. or Qual. signal(s).

---

28 Endosulfan sulfate					CAS #: 1031-07-8		

Peaks not detected for Quant. or Qual. signal(s).

```
--------------------------------------------------------------------------------
   29 Endrin ketone                                CAS #: 53494-70-5
11.674  11.682   -0.008            8447  2e-005  0.0001061
--------------------------------------------------------------------------------
$  30 Decachlorobiphenyl                          CAS #: 2051-24-3
13.237  13.238   -0.001        11343669 0.03382   0.1691
--------------------------------------------------------------------------------
```

Data File: \\cansvr11\dd\chem\GCS\a2hp9.i\90406-1.b\092F4401.D

Date : 08-APR-2009 02:19

Client ID: INTRA-LAB BLANK

Instrument: a2hp9.i

Sample Info: K9D231AA

Volume Injected (uL): 1.0

Operator: 093905

Column phase: clp pesticides I

Column diameter: 0.53

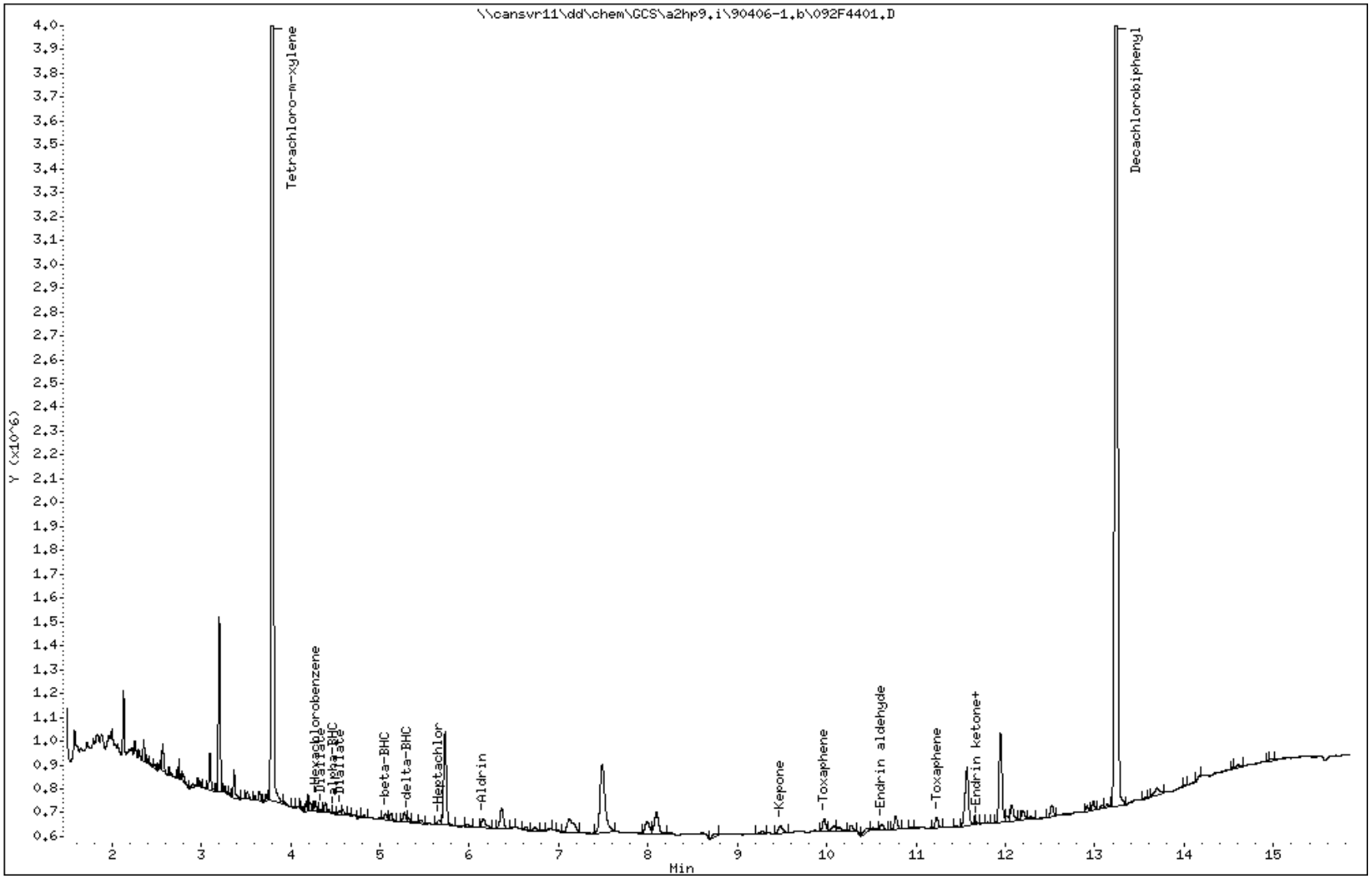

COMPOUNDS and EXP. RT REPORT

Operator: 093905 Date Acquired: 08-APR-2009 02:19
Data File: //cansvr11/dd/chem/GCS/a2hp9.i/90406-1.b/092F4401.D
Lab Sample ID: K9D231AA
Misc. Info:
Instrument: a2hp9.i
Method: \\cansvr11\dd\chem\GCS\a2hp9.i\90406-1.b\PEST9.m
Dilution Factor: 1

Compound	RT	Area	Amount	Conc
1) Tetrachloro-m-xylene	3.794	14360705	0.034	0.171 ug/L
2) Hexachlorobenzene	4.275	72713	0.000	0.000 ug/L
3) Diallate	4.335	22189	0.002	0.008 ug/L
4) alpha-BHC	4.485	9706	0.000	0.000 ug/L
5) gamma-BHC (Lindane)	NOT DETECTED	Expected RT = 4.915		
6) beta-BHC	5.060	62790	0.000	0.002 ug/L
7) delta-BHC	5.311	39164	0.000	0.000 ug/L
9) Tech Chlordane	NOT DETECTED	Expected RT = 5.502		
8) Heptachlor	5.660	49562	0.000	0.001 ug/L
10) Aldrin	6.153	124467	0.000	0.001 ug/L
11) Isodrin	NOT DETECTED	Expected RT = 6.853		
12) Heptachlor epoxide	NOT DETECTED	Expected RT = 7.601		
13) gamma-Chlordane	NOT DETECTED	Expected RT = 7.907		
14) alpha-Chlordane	NOT DETECTED	Expected RT = 8.221		
15) Endosulfan I	NOT DETECTED	Expected RT = 8.478		
16) 4,4'-DDE	NOT DETECTED	Expected RT = 8.552		
17) Dieldrin	NOT DETECTED	Expected RT = 8.991		
18) Endrin	NOT DETECTED	Expected RT = 9.417		
19) Kepone	9.479	106170	0.122	0.610 ug/L
20) 4,4'-DDD	NOT DETECTED	Expected RT = 9.733		
21) Chlorobenzilate	NOT DETECTED	Expected RT = 9.818		
22) Endosulfan II	NOT DETECTED	Expected RT = 9.838		
24) Toxaphene	9.970	133874	0.010	0.049 ug/L
23) 4,4'-DDT	NOT DETECTED	Expected RT = 10.221		
25) Endrin aldehyde	10.615	64476	0.000	0.001 ug/L
26) Mirex	NOT DETECTED	Expected RT = 11.073		
27) Methoxychlor	NOT DETECTED	Expected RT = 11.119		
28) Endosulfan sulfate	NOT DETECTED	Expected RT = 11.289		
29) Endrin ketone	11.675	8447	0.000	0.000 ug/L
30) Decachlorobiphenyl	13.238	11343669	0.034	0.169 ug/L

TestAmerica North Canton

PESTICIDES 8081/608

Data file : \\cansvr11\dd\chem\GCS\a2hp9.i\90406-1.b\90406-1.b\092F4401.D
Lab Smp Id: K9D231AA Client Smp ID: INTRA-LAB BLANK
Inj Date : 08-APR-2009 02:19
Operator : 093905 Inst ID: a2hp9.i
Smp Info : K9D231AA
Misc Info :
Comment :
Method : \\cansvr11\dd\chem\GCS\a2hp9.i\90406-1.b\PEST9.m\PEST9r.m
Meth Date : 08-Apr-2009 06:29 vandorenc Quant Type: ESTD
Cal Date : 06-APR-2009 20:44 Cal File: 013F1301.D
Als bottle: 92 QC Sample: METHOD BLANK
Dil Factor: 1.00000
Integrator: Falcon Compound Sublist: 19-pestap9.sub
Target Version: 4.14 Sample Matrix: WATER
Processing Host: CANPGCSV23

Concentration Formula: Amt * DF * Vt/Vo/Vi * CpndVariable

Name	Value	Description
DF	1.000	Dilution Factor
Vt	5000.000	Volume of final extract (uL)
Vo	1000.000	Volume of sample extracted (mL)
Vi	1.000	Volume injected
Cpnd Variable		Local Compound Variable

				CONCENTRATIONS ON-COL	FINAL		
RT	EXP RT	DLT RT	RESPONSE	(ng)	(ug/L)	TARGET RANGE	RATIO
$ 1 Tetrachloro-m-xylene						CAS #: 877-09-8	
4.605	4.605	0.000	21284930	0.03453	0.1726		
2 Diallate						CAS #: 2303-16-4	

Peaks not detected for Quant. or Qual. signal(s).

3 Hexachlorobenzene						CAS #: 118-74-1	
5.324	5.353	-0.029	56275	6e-005	0.0003148		
Average of Peak Concentrations = 0.0003148							
4 alpha-BHC						CAS #: 319-84-6	

Peaks not detected for Quant. or Qual. signal(s).

5 gamma-BHC (Lindane)						CAS #: 58-89-9	

```
6.392    6.382    0.010           67658  9e-005  0.0004651
-------------------------------------------------------------------------------
    6 beta-BHC                                    CAS #: 319-85-7
6.618    6.611    0.007           35274  3e-004  0.001561
-------------------------------------------------------------------------------
```

RT	EXP RT	DLT RT	RESPONSE	CONCENTRATIONS ON-COL (ng)	FINAL (ug/L)	TARGET RANGE	RATIO
9 Tech Chlordane					CAS #: 57-74-9		
7.077	7.087	-0.010	15026	0.00173	0.008653	0.00- 20.00	100.00
8.682	8.710	-0.028	112080	0.01087	0.05434	0.00- 20.00	745.91
0.000	9.931	-9.931	0	0.0000	0.0000	0.00- 20.00	0.00
0.000	10.209	-10.209	0	0.0000	0.0000	0.00- 20.00	0.00
		Average of Peak Concentrations =		0.03150			

---

7 delta-BHC CAS #: 319-86-8

Peaks not detected for Quant. or Qual. signal(s).

---

8 Heptachlor CAS #: 76-44-8

Peaks not detected for Quant. or Qual. signal(s).

---

10 Aldrin CAS #: 309-00-2

Peaks not detected for Quant. or Qual. signal(s).

---

11 Isodrin					CAS #: 465-73-6		
9.156	9.158	-0.002	43369	7e-005	0.0003648		

---

12 Heptachlor epoxide					CAS #: 1024-57-3		
9.550	9.567	-0.017	96201	2e-004	0.0007959		

---

13 gamma-Chlordane CAS #: 5103-74-2

Peaks not detected for Quant. or Qual. signal(s).

---

14 alpha-Chlordane CAS #: 5103-71-9

Peaks not detected for Quant. or Qual. signal(s).

---

15 Endosulfan I					CAS #: 959-98-8		
10.269	10.281	-0.012	6067	3e-005	0.0001347		

---

16 4,4'-DDE CAS #: 72-55-9

Peaks not detected for Quant. or Qual. signal(s).

---

17 Dieldrin CAS #: 60-57-1

Peaks not detected for Quant. or Qual. signal(s).

```
   19 Chlorobenzilate                              CAS #: 510-15-6
11.362  11.365   -0.003           27983 0.00304  0.01522
--------------------------------------------------------------------------------
   20 Kepone                                       CAS #: 143-50-0
11.433  11.425    0.008           32798 0.08953   0.4476
--------------------------------------------------------------------------------
```

				CONCENTRATIONS ON-COL (ng)	FINAL (ug/L)	TARGET RANGE	RATIO
RT	EXP RT	DLT RT	RESPONSE				
						CAS #: 72-20-8	
18 Endrin							

Peaks not detected for Quant. or Qual. signal(s).

						CAS #: 72-54-8	
21 4,4'-DDD							
11.561	11.543	0.018	10513	3e-005	0.0001382		

						CAS #: 33213-65-9	
22 Endosulfan II							

Peaks not detected for Quant. or Qual. signal(s).

						CAS #: 8001-35-2	
23 Toxaphene							

Peaks not detected for Quant. or Qual. signal(s).

						CAS #: 50-29-3	
24 4,4'-DDT							
11.997	12.017	-0.020	131345	3e-004	0.001693		

						CAS #: 7421-93-4	
25 Endrin aldehyde							
12.177	12.151	0.026	29858	2e-004	0.0009199		

						CAS #: 1031-07-8	
26 Endosulfan sulfate							

Peaks not detected for Quant. or Qual. signal(s).

						CAS #: 2385-85-5	
28 Mirex							

Peaks not detected for Quant. or Qual. signal(s).

						CAS #: 72-43-5	
27 Methoxychlor							
13.047	13.049	-0.002	333975	0.00395	0.01974		

						CAS #: 53494-70-5	
29 Endrin ketone							
13.297	13.307	-0.010	77160	0.00036	0.001801		

						CAS #: 2051-24-3	
$ 30 Decachlorobiphenyl							
15.064	15.065	-0.001	4691398	0.03319	0.1660		

Data File: \\cansvr11\dd\chem\GCS\a2hp9.i\90406-1.b\90406-1.b\092F4401.D

Date : 08-APR-2009 02:19

Client ID: INTRA-LAB BLANK

Instrument: a2hp9.i

Sample Info: K9D231AA

Volume Injected (uL): 1.0

Operator: 093905

Column phase: clp pesticides II

Column diameter: 0.53

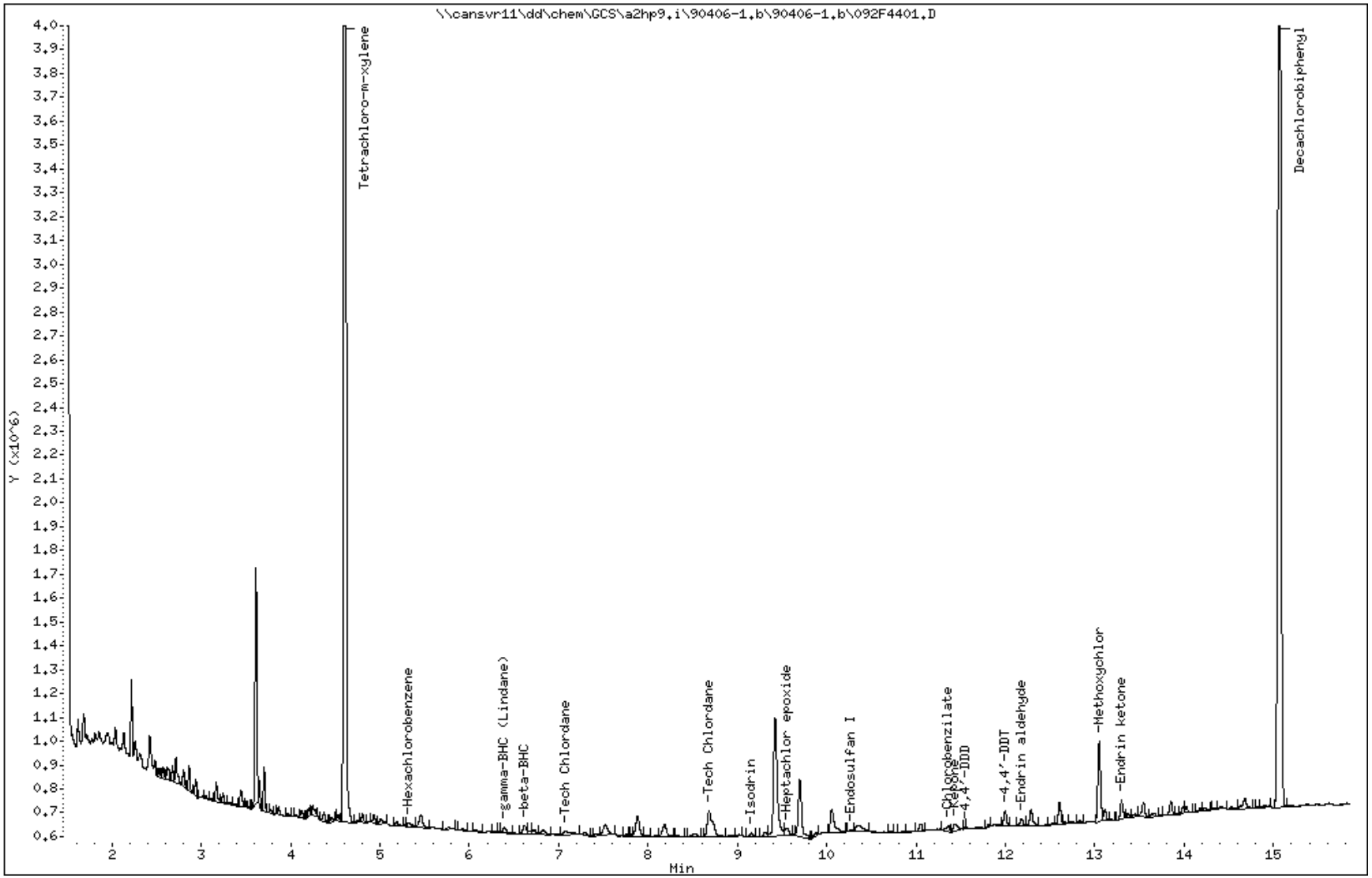

COMPOUNDS and EXP. RT REPORT

Operator: 093905 Date Acquired: 08-APR-2009 02:19
Data File: //cansvr11/dd/chem/GCS/a2hp9.i/90406-1.b/90406-1.b/092F4401.D
Lab Sample ID: K9D231AA
Misc. Info:
Instrument: a2hp9.i
Method: \\cansvr11\dd\chem\GCS\a2hp9.i\90406-1.b\PEST9.m\PEST9r.m
Dilution Factor: 1

	Compound	RT	Area	Amount	Conc
1)	Tetrachloro-m-xylene	4.605	21284930	0.035	0.173 ug/L
2)	Diallate	NOT DETECTED	Expected RT = 5.276		
3)	Hexachlorobenzene	5.325	56275	0.000	0.000 ug/L
4)	alpha-BHC	NOT DETECTED	Expected RT = 5.638		
5)	gamma-BHC (Lindane)	6.392	67658	0.000	0.000 ug/L
6)	beta-BHC	6.619	93633	0.000	0.002 ug/L
9)	Tech Chlordane	7.077	101496	0.002	0.009 ug/L
7)	delta-BHC	NOT DETECTED	Expected RT = 7.369		
8)	Heptachlor	NOT DETECTED	Expected RT = 7.488		
10)	Aldrin	NOT DETECTED	Expected RT = 8.287		
11)	Isodrin	9.156	43369	0.000	0.000 ug/L
12)	Heptachlor epoxide	9.550	96201	0.000	0.001 ug/L
13)	gamma-Chlordane	NOT DETECTED	Expected RT = 9.933		
14)	alpha-Chlordane	NOT DETECTED	Expected RT = 10.212		
15)	Endosulfan I	10.270	17781	0.000	0.000 ug/L
16)	4,4'-DDE	NOT DETECTED	Expected RT = 10.594		
17)	Dieldrin	NOT DETECTED	Expected RT = 10.769		
18)	Endrin	NOT DETECTED	Expected RT = 11.264		
19)	Chlorobenzilate	11.363	77685	0.003	0.015 ug/L
20)	Kepone	11.434	116286	0.090	0.448 ug/L
21)	4,4'-DDD	11.561	10513	0.000	0.000 ug/L
22)	Endosulfan II	NOT DETECTED	Expected RT = 11.615		
23)	Toxaphene	NOT DETECTED	Expected RT = 11.754		
24)	4,4'-DDT	11.997	131345	0.000	0.002 ug/L
25)	Endrin aldehyde	12.178	82460	0.000	0.001 ug/L
26)	Endosulfan sulfate	NOT DETECTED	Expected RT = 12.562		
28)	Mirex	NOT DETECTED	Expected RT = 12.924		
27)	Methoxychlor	13.048	705418	0.004	0.020 ug/L
29)	Endrin ketone	13.297	156616	0.000	0.002 ug/L
30)	Decachlorobiphenyl	15.065	10517848	0.033	0.166 ug/L

METHOD BLANK REPORT

GC Semivolatiles

Client Lot #...: A9C310174 **Work Order #...:** K9D291AA **Matrix.....:** SOLID
MB Lot-Sample #: A9D010000-042

Prep Date.....: 04/01/09 **Final Wgt/Vol..:** 10 mL
Analysis Date..: 04/16/09 **Prep Batch #...:** 9091042
Dilution Factor: 1 **Initial Wgt/Vol:** 30 g

PARAMETER	RESULT	REPORTING LIMIT	UNITS	METHOD
alpha-BHC	ND	1.7	ug/kg	SW846 8081A
beta-BHC	ND	1.7	ug/kg	SW846 8081A
delta-BHC	ND	1.7	ug/kg	SW846 8081A
gamma-BHC (Lindane)	ND	1.7	ug/kg	SW846 8081A
Heptachlor	ND	1.7	ug/kg	SW846 8081A
Aldrin	ND	1.7	ug/kg	SW846 8081A
Heptachlor epoxide	ND	1.7	ug/kg	SW846 8081A
Endosulfan I	ND	1.7	ug/kg	SW846 8081A
Dieldrin	ND	1.7	ug/kg	SW846 8081A
4,4'-DDE	ND	1.7	ug/kg	SW846 8081A
Endrin	ND	1.7	ug/kg	SW846 8081A
Endosulfan II	ND	1.7	ug/kg	SW846 8081A
4,4'-DDD	ND	1.7	ug/kg	SW846 8081A
Endosulfan sulfate	ND	1.7	ug/kg	SW846 8081A
4,4'-DDT	ND	1.7	ug/kg	SW846 8081A
Methoxychlor	ND	3.3	ug/kg	SW846 8081A
Endrin ketone	ND	1.7	ug/kg	SW846 8081A
Endrin aldehyde	ND	1.7	ug/kg	SW846 8081A
alpha-Chlordane	ND	1.7	ug/kg	SW846 8081A
gamma-Chlordane	ND	1.7	ug/kg	SW846 8081A
Toxaphene	ND	67	ug/kg	SW846 8081A

SURROGATE	PERCENT RECOVERY	RECOVERY LIMITS
Tetrachloro-m-xylene	109	(50 - 150)
Decachlorobiphenyl	89	(50 - 150)

NOTE(S):

Calculations are performed before rounding to avoid round-off errors in calculated results.

TestAmerica North Canton

PESTICIDES 8081/608

Data file : \\cansvr11\dd\chem\GCS\a2hp9.i\90415-1.b\038F3801.D
Lab Smp Id: K9D291AA Client Smp ID: INTRA-LAB BLANK
Inj Date : 16-APR-2009 01:25
Operator : 093905 Inst ID: a2hp9.i
Smp Info : K9D291AA
Misc Info :
Comment   :
Method   : \\cansvr11\dd\chem\GCS\a2hp9.i\90415-1.b\PEST9.m
Meth Date : 16-Apr-2009 09:08 vandorenc Quant Type: ESTD
Cal Date : 06-APR-2009 20:44 Cal File: 013F1301.D
Als bottle: 38 QC Sample: METHOD BLANK
Dil Factor: 1.00000
Integrator: Falcon Compound Sublist: 19-pestap9.sub
Target Version: 4.14 Sample Matrix: SOIL

Concentration Formula: Amt * DF * Vt*Vi/Ws * CpndVariable

Name	Value	Description
DF	1.000	Dilution Factor
Vt	10000.000	Volume of final extract
Vi	1.000	volume injected
Ws	30.000	initial volume of sample
Cpnd Variable		Local Compound Variable

RT	EXP RT	DLT RT	RESPONSE	CONCENTRATIONS ON-COL (ng)	FINAL (ug/Kg)	TARGET RANGE	RATIO
$ 1 Tetrachloro-m-xylene					CAS #: 877-09-8		
3.788	3.792	-0.004	9106094	0.02180	0.2180		
2 Hexachlorobenzene					CAS #: 118-74-1		
4.262	4.273	-0.011	60269	1e-004	0.04430		
	Average of Peak Concentrations =				0.04430		
3 Diallate					CAS #: 2303-16-4		
4.298	4.327	-0.029	130683	0.01870	6.233	0.00- 20.00	100.00
4.547	4.546	0.001	685420	0.58726	195.8	0.00- 20.00	524.49
	Average of Peak Concentrations =				101.0		
4 alpha-BHC					CAS #: 319-84-6		
4.500	4.493	0.007	10322	1e-005	0.004956		
5 gamma-BHC (Lindane)					CAS #: 58-89-9		
4.931	4.913	0.018	306899	5e-004	0.1606		
6 beta-BHC					CAS #: 319-85-7		

```
5.055    5.060   -0.005          38740  2e-004  0.05104
--------------------------------------------------------------------------------
```

RT	EXP RT	DLT RT	RESPONSE	CONCENTRATIONS ON-COL (ng)	FINAL (ug/Kg)	TARGET RANGE	RATIO
7 delta-BHC					CAS #: 319-86-8		
Peaks not detected for Quant. or Qual. signal(s).							
8 Heptachlor					CAS #: 76-44-8		
5.641	5.632	0.009	52776	9e-005	0.03050		
9 Tech Chlordane					CAS #: 57-74-9		
5.484	5.497	-0.013	159511	0.01458	4.859	0.00- 20.00	100.00
6.495	6.494	0.001	12396	0.00133	0.4417	0.00- 20.00	7.77
0.000	7.898	-7.898	0	0.0000	0.0000	0.00- 20.00	0.00
8.221	8.209	0.012	295034	0.00929	3.097	0.00- 20.00	184.96
Average of Peak Concentrations =					2.799		
10 Aldrin					CAS #: 309-00-2		
6.146	6.160	-0.014	4293941	0.00702	2.341		
11 Isodrin					CAS #: 465-73-6		
Peaks not detected for Quant. or Qual. signal(s).							
12 Heptachlor epoxide					CAS #: 1024-57-3		
Peaks not detected for Quant. or Qual. signal(s).							
13 gamma-Chlordane					CAS #: 5103-74-2		
Peaks not detected for Quant. or Qual. signal(s).							
14 alpha-Chlordane					CAS #: 5103-71-9		
8.221	8.218	0.003	1143412	0.00212	0.7064		
15 Endosulfan I					CAS #: 959-98-8		
8.468	8.475	-0.007	28686	6e-005	0.01938		
16 4,4'-DDE					CAS #: 72-55-9		
Peaks not detected for Quant. or Qual. signal(s).							
17 Dieldrin					CAS #: 60-57-1		
Peaks not detected for Quant. or Qual. signal(s).							
18 Endrin					CAS #: 72-20-8		
9.387	9.412	-0.025	59043	1e-004	0.04118		

```
--------------------------------------------------------------------------------
   19 Kepone                                      CAS #: 143-50-0
9.451    9.475   -0.024          17152 0.12147    40.49
--------------------------------------------------------------------------------
```

RT	EXP RT	DLT RT	RESPONSE	CONCENTRATIONS ON-COL (ng)	FINAL (ug/Kg)	TARGET RANGE	RATIO

20 4,4'-DDD CAS #: 72-54-8

Peaks not detected for Quant. or Qual. signal(s).

---

21 Chlorobenzilate CAS #: 510-15-6

Peaks not detected for Quant. or Qual. signal(s).

---

22 Endosulfan II CAS #: 33213-65-9

9.861	9.833	0.028	21909	5e-005	0.01608		

---

24 Toxaphene CAS #: 8001-35-2

Operator disabled compound identification.

---

23 4,4'-DDT CAS #: 50-29-3

10.197	10.217	-0.020	20531	7e-005	0.02228		

---

25 Endrin aldehyde CAS #: 7421-93-4

10.611	10.585	0.026	70274	2e-004	0.07138		

---

26 Mirex CAS #: 2385-85-5

11.055	11.073	-0.018	87061				

---

27 Methoxychlor CAS #: 72-43-5

Peaks not detected for Quant. or Qual. signal(s).

---

28 Endosulfan sulfate CAS #: 1031-07-8

11.260	11.284	-0.024	85877	2e-004	0.07621		

---

29 Endrin ketone CAS #: 53494-70-5

Peaks not detected for Quant. or Qual. signal(s).

$ 30 Decachlorobiphenyl CAS #: 2051-24-3

13.231	13.234	-0.003	5741876	0.01776	0.1776		(M)

QC Flag Legend

M - Compound response manually integrated.

Data File: \\cansvr11\dd\chem\GCS\a2hp9.i\90415-1.b\038F3801.D

Date : 16-APR-2009 01:25

Client ID: INTRA-LAB BLANK

Instrument: a2hp9.i

Sample Info: K9D291AA

Volume Injected (uL): 1.0

Operator: 093905

Column phase: clp pesticides I

Column diameter: 0.53

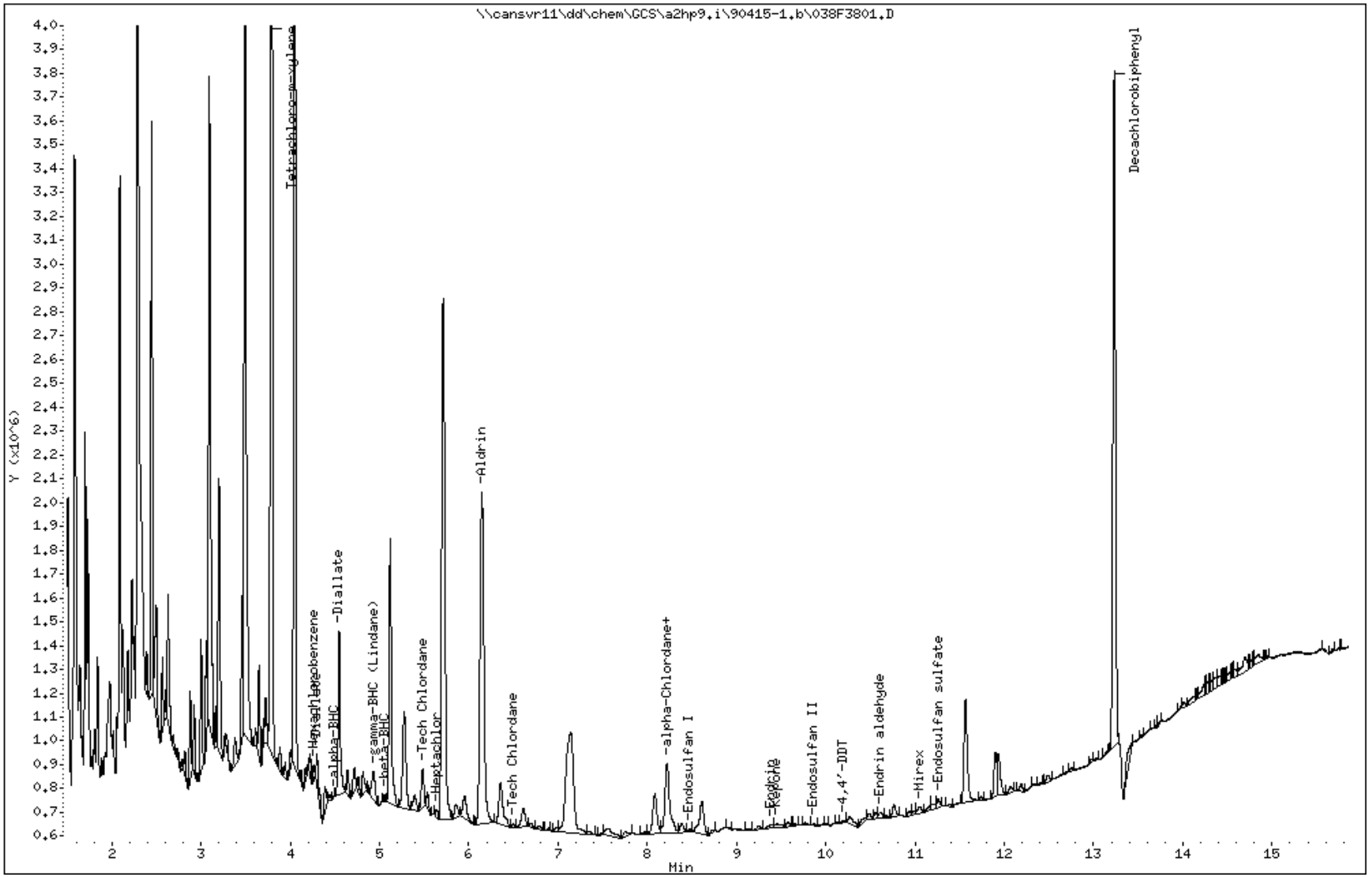

COMPOUNDS and EXP. RT REPORT

Operator: 093905 Date Acquired: 16-APR-2009 01:25
Data File: //cansvr11/dd/chem/GCS/a2hp9.i/90415-1.b/038F3801.D
Lab Sample ID: K9D291AA
Misc. Info:
Instrument: a2hp9.i
Method: \\cansvr11\dd\chem\GCS\a2hp9.i\90415-1.b\PEST9.m
Dilution Factor: 1

Compound	RT	Area	Amount	Conc
1) Tetrachloro-m-xylene	3.789	9106094	0.022	0.218 ug/Kg
2) Hexachlorobenzene	4.263	69066	0.000	0.044 ug/Kg
3) Diallate	4.299	269855	0.019	6.233 ug/Kg
4) alpha-BHC	4.500	10322	0.000	0.005 ug/Kg
5) gamma-BHC (Lindane)	4.931	306899	0.000	0.161 ug/Kg
6) beta-BHC	5.055	38740	0.000	0.051 ug/Kg
7) delta-BHC	NOT DETECTED	Expected RT = 5.308		
9) Tech Chlordane	5.484	327310	0.015	4.859 ug/Kg
8) Heptachlor	5.642	52776	0.000	0.031 ug/Kg
10) Aldrin	6.147	4293941	0.007	2.341 ug/Kg
11) Isodrin	NOT DETECTED	Expected RT = 6.844		
12) Heptachlor epoxide	NOT DETECTED	Expected RT = 7.596		
13) gamma-Chlordane	NOT DETECTED	Expected RT = 7.903		
14) alpha-Chlordane	8.221	1143412	0.002	0.706 ug/Kg
15) Endosulfan I	8.469	28686	0.000	0.019 ug/Kg
16) 4,4'-DDE	NOT DETECTED	Expected RT = 8.550		
17) Dieldrin	NOT DETECTED	Expected RT = 8.986		
18) Endrin	9.388	59043	0.000	0.041 ug/Kg
19) Kepone	9.452	77589	0.121	40.491 ug/Kg
20) 4,4'-DDD	NOT DETECTED	Expected RT = 9.729		
21) Chlorobenzilate	NOT DETECTED	Expected RT = 9.818		
22) Endosulfan II	9.861	21909	0.000	0.016 ug/Kg
24) Toxaphene	NOT DETECTED	Expected RT = 9.952		
23) 4,4'-DDT	10.198	20531	0.000	0.022 ug/Kg
25) Endrin aldehyde	10.612	70274	0.000	0.071 ug/Kg
26) Mirex	11.055	87061	0.000	0.000 ug/Kg
27) Methoxychlor	NOT DETECTED	Expected RT = 11.115		
28) Endosulfan sulfate	11.260	85877	0.000	0.076 ug/Kg
29) Endrin ketone	NOT DETECTED	Expected RT = 11.679		
30) Decachlorobiphenyl	13.231	5741876	0.018	0.178 ug/Kg

Data File Name: 038F3801.D
Inj. Date and Time: 16-APR-2009 01:25
Instrument ID: a2hp9.i
Client ID: INTRA-LAB BLANK
Compound Name: Decachlorobiphenyl
CAS #: 2051-24-3
Report Date: 04/16/2009

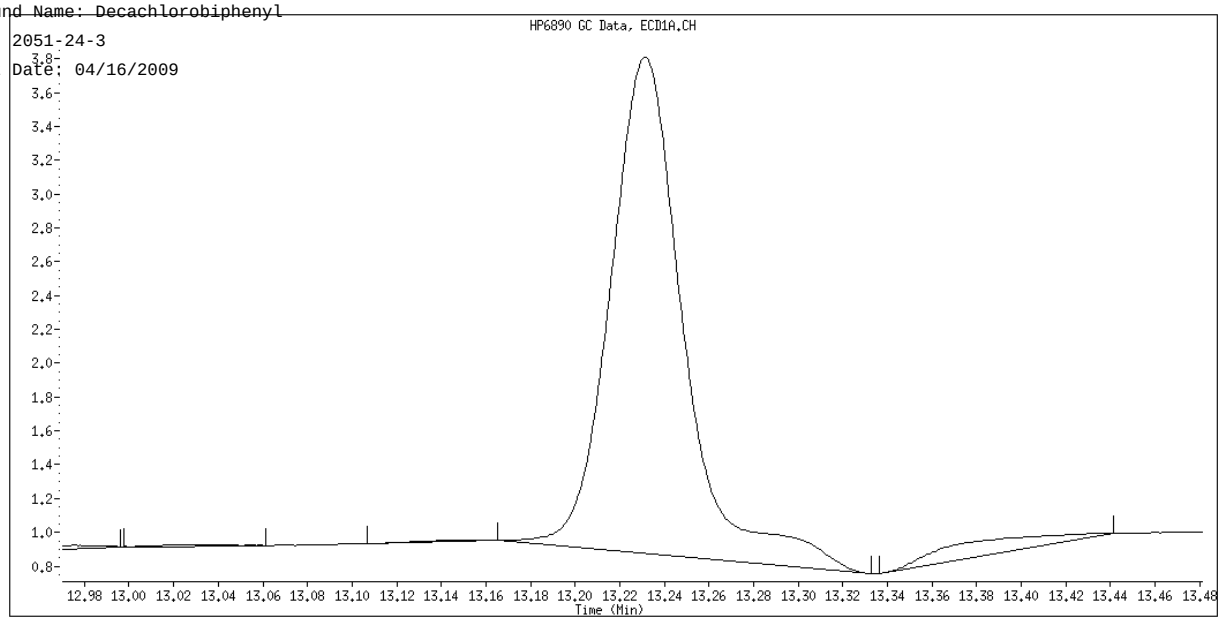

Original Integration

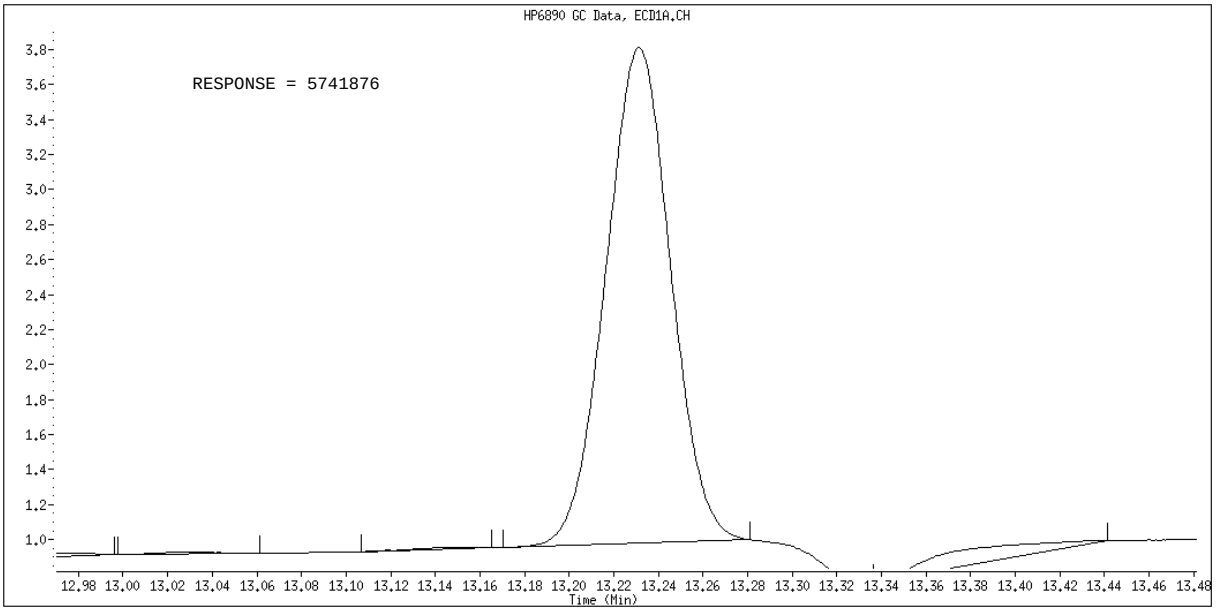

Manual Integration

Manually Integrated By: vandorenc
Manual Integration Reason: Baseline Event

TestAmerica North Canton

PESTICIDES 8081/608

Data file : \\cansvr11\dd\chem\GCS\a2hp9.i\90415-1.b\90415-1.b\038F3801.D
Lab Smp Id: K9D291AA Client Smp ID: INTRA-LAB BLANK
Inj Date : 16-APR-2009 01:25
Operator : 093905 Inst ID: a2hp9.i
Smp Info : K9D291AA
Misc Info :
Comment :
Method : \\cansvr11\dd\chem\GCS\a2hp9.i\90415-1.b\PEST9.m\PEST9r.m
Meth Date : 16-Apr-2009 09:08 vandorenc Quant Type: ESTD
Cal Date : 06-APR-2009 19:15 Cal File: 009F0901.D
Als bottle: 38 QC Sample: METHOD BLANK
Dil Factor: 1.00000
Integrator: Falcon Compound Sublist: 19-pestap9.sub
Target Version: 4.14 Sample Matrix: SOIL
Processing Host: CANPGCSV23

Concentration Formula: Amt * DF * Vt*Vi/Ws * CpndVariable

Name	Value	Description
DF	1.000	Dilution Factor
Vt	10000.000	Volume of final extract
Vi	1.000	volume injected
Ws	30.000	initial volume of sample
Cpnd Variable		Local Compound Variable

				CONCENTRATIONS ON-COL	FINAL		
RT	EXP RT	DLT RT	RESPONSE	(ng)	(ug/Kg)	TARGET RANGE	RATIO
$ 1 Tetrachloro-m-xylene					CAS #: 877-09-8		
4.591	4.604	-0.013	22802724	0.03502	0.3502		(R)
2 Diallate					CAS #: 2303-16-4		
5.257	5.276	-0.019	81633	0.00558	1.861	0.00- 20.00	100.00
5.460	5.470	-0.010	82175	0.03295	10.98	0.00- 20.00	100.66
Average of Peak Concentrations =					6.422		
3 Hexachlorobenzene					CAS #: 118-74-1		
5.373	5.356	0.017	200527	2e-004	0.07479		
Average of Peak Concentrations =					0.07479		
4 alpha-BHC					CAS #: 319-84-6		
5.606	5.635	-0.029	118316	1.e-004	0.03438		

RT	EXP RT	DLT RT	RESPONSE	CONCENTRATIONS ON-COL (ng)	FINAL (ug/Kg)	TARGET RANGE	RATIO

5 gamma-BHC (Lindane) CAS #: 58-89-9

Peaks not detected for Quant. or Qual. signal(s).

---

6 beta-BHC CAS #: 319-85-7

6.611	6.610	0.001	226414	0.00152	0.5050		

---

9 Tech Chlordane CAS #: 57-74-9

7.072	7.081	-0.009	16809	0.00157	0.5224	0.00- 20.00	100.00
8.718	8.704	0.014	267043	0.02005	6.682	0.00- 20.00	1588.69
0.000	9.927	-9.927	0	0.0000	0.0000	0.00- 20.00	0.00
10.202	10.207	-0.005	24960	9e-004	0.2843	0.00- 20.00	148.49

Average of Peak Concentrations = 2.496

---

7 delta-BHC CAS #: 319-86-8

Peaks not detected for Quant. or Qual. signal(s).

---

8 Heptachlor CAS #: 76-44-8

7.508	7.484	0.024	1295719	0.00466	1.553		

---

10 Aldrin CAS #: 309-00-2

8.301	8.283	0.018	123725	1e-004	0.04399		

---

11 Isodrin CAS #: 465-73-6

9.181	9.153	0.028	39847	7e-005	0.02234		

---

12 Heptachlor epoxide CAS #: 1024-57-3

9.582	9.564	0.018	917119	0.00122	0.4068		

---

13 gamma-Chlordane CAS #: 5103-74-2

Peaks not detected for Quant. or Qual. signal(s).

---

14 alpha-Chlordane CAS #: 5103-71-9

10.202	10.208	-0.006	55579	8e-005	0.02598		

---

15 Endosulfan I CAS #: 959-98-8

10.273	10.279	-0.006	12933	5e-005	0.01571		

---

16 4,4'-DDE CAS #: 72-55-9

10.601	10.592	0.009	61576	9e-005	0.03161		

---

17 Dieldrin CAS #: 60-57-1

10.782	10.766	0.016	4773	2e-005	0.005314		

---

19 Chlorobenzilate CAS #: 510-15-6

Peaks not detected for Quant. or Qual. signal(s).

RT	EXP RT	DLT RT	RESPONSE	CONCENTRATIONS ON-COL (ng)	FINAL (ug/Kg)	TARGET RANGE	RATIO
20 Kepone					CAS #: 143-50-0		
Peaks not detected for Quant. or Qual. signal(s).							
18 Endrin					CAS #: 72-20-8		
Peaks not detected for Quant. or Qual. signal(s).							
21 4,4'-DDD					CAS #: 72-54-8		
Peaks not detected for Quant. or Qual. signal(s).							
22 Endosulfan II					CAS #: 33213-65-9		
11.582	11.612	-0.030	61818	3e-004	0.08644		
23 Toxaphene					CAS #: 8001-35-2		
11.769	11.748	0.021	9272	0.00118	0.3932	80.00- 120.00	100.00
11.883	11.861	0.022	30702	0.00889	2.963	114.04- 154.04	331.13
12.171	12.154	0.017	21466	0.00279	0.9297	115.64- 155.64	231.51
12.885	12.891	-0.006	200727	0.03686	12.28	52.78- 92.78	2164.87
0.000	13.258	-13.258	0	0.0000	0.0000	69.36- 109.36	0.00
Average of Peak Concentrations = 4.143							
24 4,4'-DDT					CAS #: 50-29-3		
Peaks not detected for Quant. or Qual. signal(s).							
25 Endrin aldehyde					CAS #: 7421-93-4		
12.171	12.147	0.024	21466	1e-004	0.04227		
26 Endosulfan sulfate					CAS #: 1031-07-8		
12.530	12.559	-0.029	93272	5e-004	0.1512		
28 Mirex					CAS #: 2385-85-5		
Peaks not detected for Quant. or Qual. signal(s).							
27 Methoxychlor					CAS #: 72-43-5		
13.041	13.046	-0.005	142895	0.00188	0.6280		
29 Endrin ketone					CAS #: 53494-70-5		
13.291	13.304	-0.013	168974	8e-004	0.2684		
$ 30 Decachlorobiphenyl					CAS #: 2051-24-3		
15.057	15.062	-0.005	2315680	0.01692	0.1692		

QC Flag Legend

R - Spike/Surrogate failed recovery limits.

Data File: \\cansvr11\dd\chem\GCS\a2hp9.i\90415-1.b\90415-1.b\038F3801.D

Date : 16-APR-2009 01:25

Client ID: INTRA-LAB BLANK

Instrument: a2hp9.i

Sample Info: K9D291AA

Volume Injected (uL): 1.0

Operator: 093905

Column phase: clp pesticides II

Column diameter: 0.53

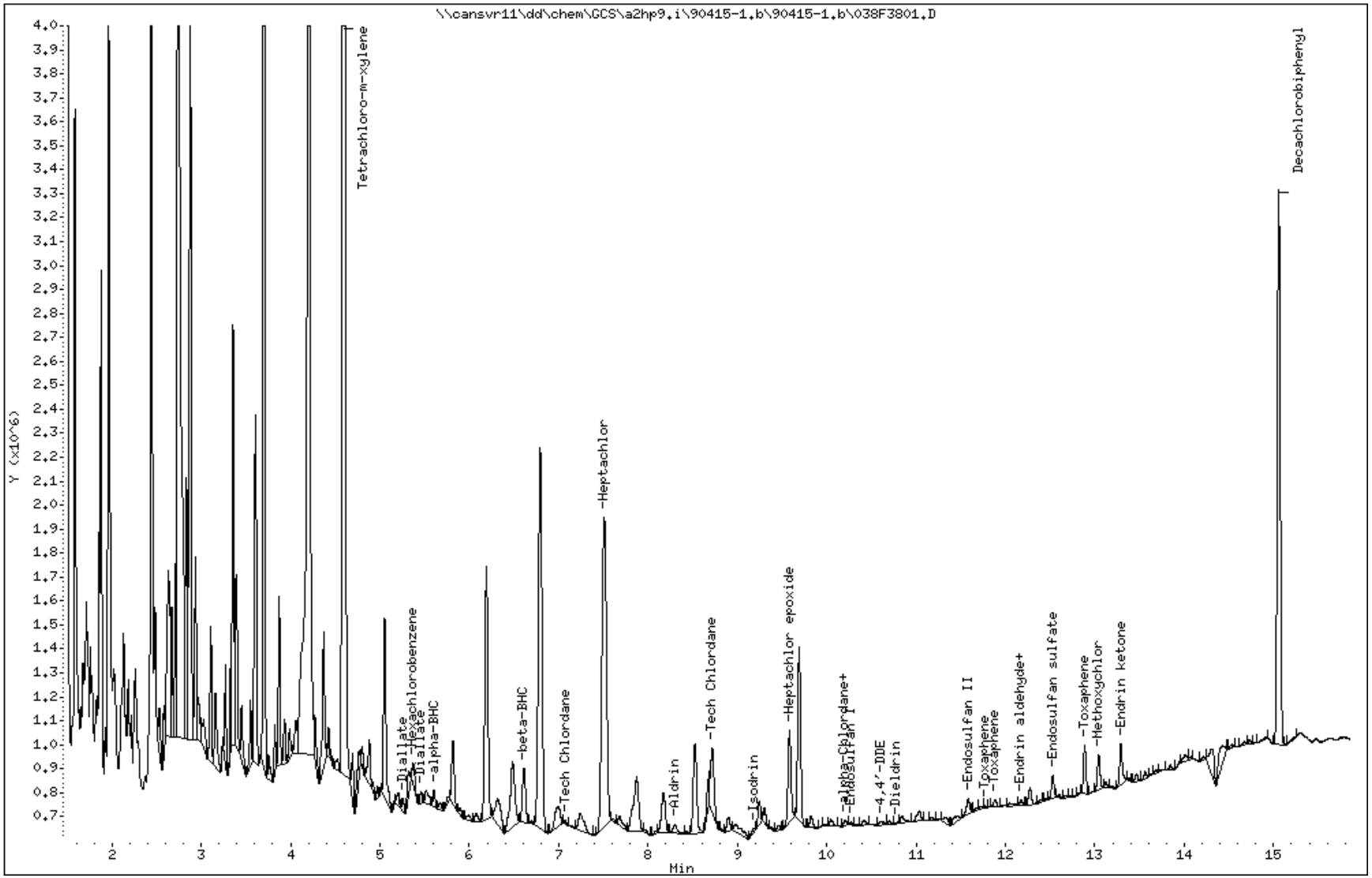

COMPOUNDS and EXP. RT REPORT

Operator: 093905 Date Acquired: 16-APR-2009 01:25
Data File: //cansvr11/dd/chem/GCS/a2hp9.i/90415-1.b/90415-1.b/038F3801.D
Lab Sample ID: K9D291AA
Misc. Info:
Instrument: a2hp9.i
Method: \\cansvr11\dd\chem\GCS\a2hp9.i\90415-1.b\PEST9.m\PEST9r.m
Dilution Factor: 1

	Compound	RT	Area	Amount	Conc
1)	Tetrachloro-m-xylene	4.592	22802724	0.035	0.350 ug/Kg
2)	Diallate	5.258	81633	0.006	1.861 ug/Kg
3)	Hexachlorobenzene	5.374	200527	0.000	0.075 ug/Kg
4)	alpha-BHC	5.606	118316	0.000	0.034 ug/Kg
5)	gamma-BHC (Lindane)	NOT DETECTED	Expected RT = 6.381		
6)	beta-BHC	6.611	564230	0.002	0.505 ug/Kg
9)	Tech Chlordane	7.073	30193	0.002	0.522 ug/Kg
7)	delta-BHC	NOT DETECTED	Expected RT = 7.369		
8)	Heptachlor	7.509	4608720	0.005	1.553 ug/Kg
10)	Aldrin	8.302	123725	0.000	0.044 ug/Kg
11)	Isodrin	9.182	39847	0.000	0.022 ug/Kg
12)	Heptachlor epoxide	9.583	917119	0.001	0.407 ug/Kg
13)	gamma-Chlordane	NOT DETECTED	Expected RT = 9.930		
14)	alpha-Chlordane	10.203	55579	0.000	0.026 ug/Kg
15)	Endosulfan I	10.274	23788	0.000	0.016 ug/Kg
16)	4,4'-DDE	10.602	61576	0.000	0.032 ug/Kg
17)	Dieldrin	10.783	11160	0.000	0.005 ug/Kg
18)	Endrin	NOT DETECTED	Expected RT = 11.261		
19)	Chlorobenzilate	NOT DETECTED	Expected RT = 11.367		
20)	Kepone	NOT DETECTED	Expected RT = 11.404		
21)	4,4'-DDD	NOT DETECTED	Expected RT = 11.542		
22)	Endosulfan II	11.583	161382	0.000	0.086 ug/Kg
23)	Toxaphene	11.769	14425	0.001	0.393 ug/Kg
24)	4,4'-DDT	NOT DETECTED	Expected RT = 12.015		
25)	Endrin aldehyde	12.172	40005	0.000	0.042 ug/Kg
26)	Endosulfan sulfate	12.530	189097	0.000	0.151 ug/Kg
28)	Mirex	NOT DETECTED	Expected RT = 12.940		
27)	Methoxychlor	13.042	294046	0.002	0.628 ug/Kg
29)	Endrin ketone	13.291	370964	0.001	0.268 ug/Kg
30)	Decachlorobiphenyl	15.058	5240108	0.017	0.169 ug/Kg

METHOD BLANK REPORT

TCLP GC Semivolatiles

Client Lot #...: A9C310174 **Work Order #...:** K9FVL1AA **Matrix.....:** WATER
MB Lot-Sample #: A9D020000-033
Leach Date.....: 04/01/09 **Prep Date.....:** 04/02/09 **Analysis Date..:** 04/07/09
Leach Batch #..: P909110 **Prep Batch #...:** 9092033 **Final Wgt/Vol..:** 3 mL
Dilution Factor: 1 **Initial Wgt/Vol:** 250 mL

PARAMETER	RESULT	REPORTING LIMIT	UNITS	METHOD
Chlordane (technical)	ND	0.0050	mg/L	SW846 8081A
Endrin	ND	0.00050	mg/L	SW846 8081A
Heptachlor	ND	0.00050	mg/L	SW846 8081A
Heptachlor epoxide	ND	0.00050	mg/L	SW846 8081A
Lindane	ND	0.00050	mg/L	SW846 8081A
Methoxychlor	ND	0.0010	mg/L	SW846 8081A
Toxaphene	ND	0.020	mg/L	SW846 8081A

SURROGATE	PERCENT RECOVERY	RECOVERY LIMITS
Decachlorobiphenyl	60	(31 - 115)
Tetrachloro-m-xylene	81	(47 - 110)

NOTE(S):

Calculations are performed before rounding to avoid round-off errors in calculated results.

TestAmerica North Canton

PESTICIDES 8081/608

Data file : \\cansvr11\dd\chem\GCS\a2hp9.i\90406-1.b\085F3701.D
Lab Smp Id: K9FVL1AA Client Smp ID: INTRA-LAB BLANK
Inj Date : 07-APR-2009 23:42
Operator : 093905 Inst ID: a2hp9.i
Smp Info : K9FVL1AA
Misc Info : 14-TCLP.SUB
Comment   :
Method   : \\cansvr11\dd\chem\GCS\a2hp9.i\90406-1.b\PEST9.m
Meth Date : 08-Apr-2009 10:00 vandorenc Quant Type: ESTD
Cal Date : 06-APR-2009 20:44 Cal File: 013F1301.D
Als bottle: 85 QC Sample: METHOD BLANK
Dil Factor: 1.00000
Integrator: Falcon Compound Sublist: 14-TCLP.SUB
Target Version: 4.14 Sample Matrix: WATER
Processing Host: CANPGCSV23

Concentration Formula: Amt * DF * Vt*Vi/Vo * CpndVariable

Name	Value	Description
DF	1.000	Dilution Factor
Vt	3.000	Volume of final extract (mL)
Vo	250.000	Volume of sample extracted (mL)
Vi	1.000	Volume injected (uL)
Cpnd Variable		Local Compound Variable

RT	EXP RT	DLT RT	RESPONSE	CONCENTRATIONS ON-COL (ng)	CONCENTRATIONS FINAL (mg/L)	TARGET RANGE	RATIO
$ 1 Tetrachloro-m-xylene						CAS #: 877-09-8	
3.795	3.793	0.002	22232858	0.05299	0.1590		
5 gamma-BHC (Lindane)						CAS #: 58-89-9	
4.907	4.915	-0.008	38802	8e-005	0.0000009198		
8 Heptachlor						CAS #: 76-44-8	
5.657	5.635	0.022	430693	9e-004	0.00001098		
9 Tech Chlordane						CAS #: 57-74-9	

Operator disabled compound identification.

12 Heptachlor epoxide						CAS #: 1024-57-3	
7.629	7.601	0.028	85030	2e-004	0.000002269		

RT	EXP RT	DLT RT	RESPONSE	CONCENTRATIONS ON-COL (ng)	FINAL (mg/L)	TARGET RANGE	RATIO
18 Endrin					CAS #: 72-20-8		
Peaks not detected for Quant. or Qual. signal(s).							
24 Toxaphene					CAS #: 8001-35-2		
9.970	9.959	0.011	52559	0.00962	0.0001154	80.00- 120.00	100.00
0.000	10.389	-10.389	0	0.0000	0.0000	114.04- 154.04	0.00
0.000	11.099	-11.099	0	0.0000	0.0000	115.64- 155.64	0.00
11.229	11.244	-0.015	50537	0.00816	0.00009786	52.78- 92.78	96.15
11.646	11.651	-0.005	14118	0.00378	0.00004535	69.36- 109.36	26.86
Average of Peak Concentrations = 0.00008620							
23 4,4'-DDT					CAS #: 50-29-3		
Peaks not detected for Quant. or Qual. signal(s).							
27 Methoxychlor					CAS #: 72-43-5		
Peaks not detected for Quant. or Qual. signal(s).							
$ 30 Decachlorobiphenyl					CAS #: 2051-24-3		
13.236	13.238	-0.002	13804334	0.04116	0.1235		

Data File: \\cansvr11\dd\chem\GCS\a2hp9.i\90406-1.b\085F3701.D

Date : 07-APR-2009 23:42

Client ID: INTRA-LAB BLANK

Instrument: a2hp9.i

Sample Info: K9FVL1AA

Volume Injected (uL): 1.0

Operator: 093905

Column phase: clp pesticides I

Column diameter: 0.53

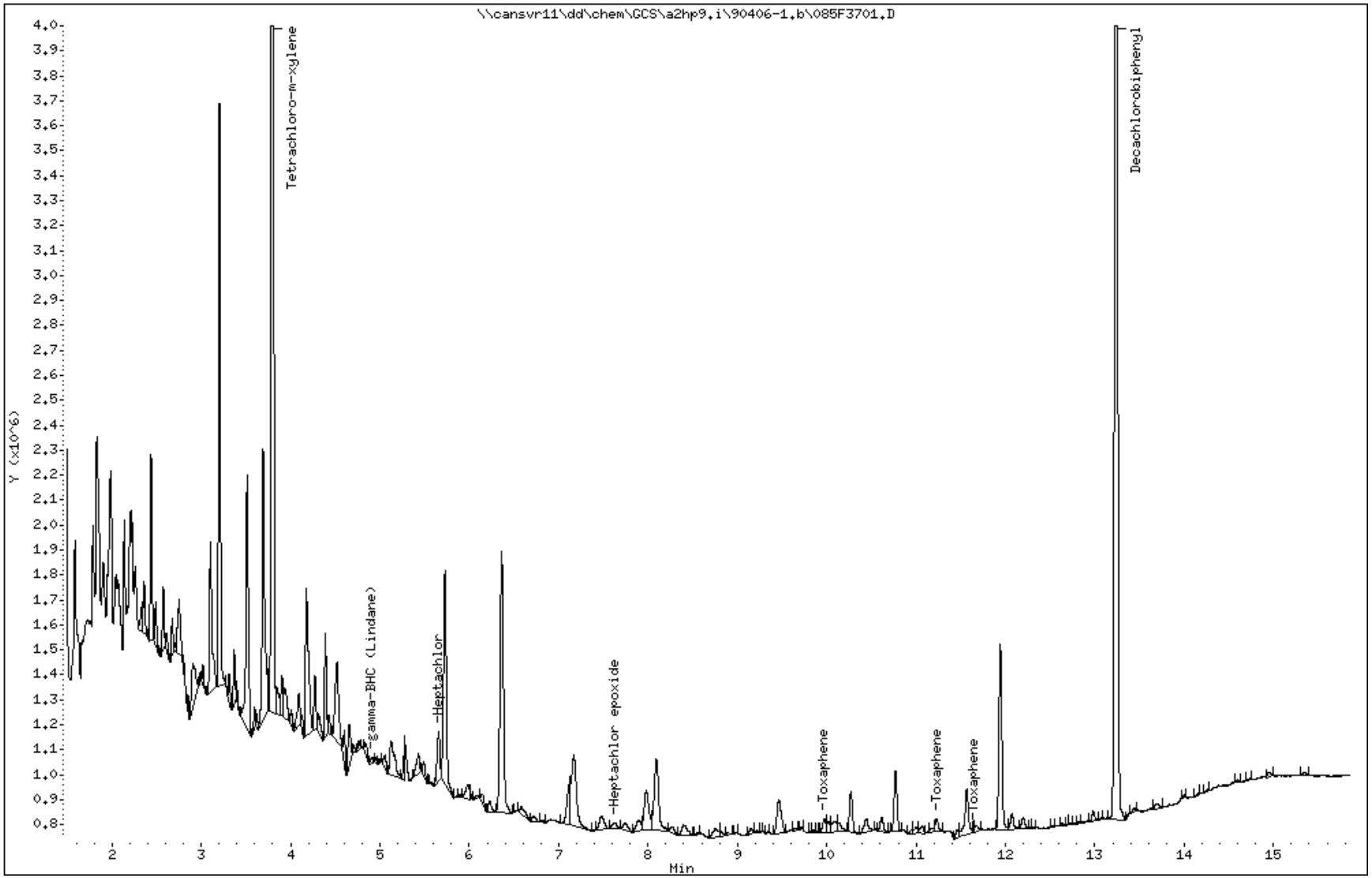

COMPOUNDS and EXP. RT REPORT

Operator: 093905 Date Acquired: 07-APR-2009 23:42
Data File: //cansvr11/dd/chem/GCS/a2hp9.i/90406-1.b/085F3701.D
Lab Sample ID: K9FVL1AA
Misc. Info: 14-TCLP.SUB
Instrument: a2hp9.i
Method: \\cansvr11\dd\chem\GCS\a2hp9.i\90406-1.b\PEST9.m
Dilution Factor: 1

Compound	RT	Area	Amount	Conc
1) Tetrachloro-m-xylene	3.796	22232858	0.053	0.159 mg/L
5) gamma-BHC (Lindane)	4.908	38802	0.000	0.000 mg/L
9) Tech Chlordane	NOT DETECTED	Expected RT = 5.502		
8) Heptachlor	5.658	430693	0.001	0.000 mg/L
12) Heptachlor epoxide	7.629	85030	0.000	0.000 mg/L
18) Endrin	NOT DETECTED	Expected RT = 9.417		
24) Toxaphene	9.971	135310	0.010	0.000 mg/L
23) 4,4'-DDT	NOT DETECTED	Expected RT = 10.221		
27) Methoxychlor	NOT DETECTED	Expected RT = 11.119		
30) Decachlorobiphenyl	13.237	13804334	0.041	0.123 mg/L

TestAmerica North Canton

PESTICIDES 8081/608

Data file : \\cansvr11\dd\chem\GCS\a2hp9.i\90406-1.b\90406-1.b\085F3701.D
Lab Smp Id: K9FVL1AA Client Smp ID: INTRA-LAB BLANK
Inj Date : 07-APR-2009 23:42
Operator : 093905 Inst ID: a2hp9.i
Smp Info : K9FVL1AA
Misc Info : 14-TCLP.SUB
Comment :
Method : \\cansvr11\dd\chem\GCS\a2hp9.i\90406-1.b\PEST9.m\PEST9r.m
Meth Date : 08-Apr-2009 06:29 vandorenc Quant Type: ESTD
Cal Date : 06-APR-2009 20:44 Cal File: 013F1301.D
Als bottle: 85 QC Sample: METHOD BLANK
Dil Factor: 1.00000
Integrator: Falcon Compound Sublist: 14-TCLP.SUB
Target Version: 4.14 Sample Matrix: WATER
Processing Host: CANPGCSV23

Concentration Formula: Amt * DF * Vt*Vi/Vo * CpndVariable

Name	Value	Description
DF	1.000	Dilution Factor
Vt	3.000	Volume of final extract (mL)
Vo	250.000	Volume of sample extracted (mL)
Vi	1.000	Volume injected (uL)
Cpnd Variable		Local Compound Variable

				CONCENTRATIONS ON-COL	FINAL		
RT	EXP RT	DLT RT	RESPONSE	(ng)	(mg/L)	TARGET RANGE	RATIO
$ 1 Tetrachloro-m-xylene						CAS #: 877-09-8	
4.606	4.605	0.001	33379820	0.05415	0.1624		
5 gamma-BHC (Lindane)						CAS #: 58-89-9	
6.375	6.382	-0.007	111095	2e-004	0.000001833		
9 Tech Chlordane						CAS #: 57-74-9	
7.101	7.087	0.014	21718	0.00250	0.00003002	0.00- 20.00	100.00
8.725	8.710	0.015	177637	0.01722	0.0002067	0.00- 20.00	817.93
9.951	9.931	0.020	7975	3e-004	0.000003426	0.00- 20.00	36.72
0.000	10.209	-10.209	0	0.0000	0.0000	0.00- 20.00	0.00
Average of Peak Concentrations = 0.00008004							
12 Heptachlor epoxide						CAS #: 1024-57-3	
9.557	9.567	-0.010	129098	2e-004	0.000002563		

RT	EXP RT	DLT RT	RESPONSE	CONCENTRATIONS ON-COL (ng)	CONCENTRATIONS FINAL (mg/L)	TARGET RANGE	RATIO

18 Endrin CAS #: 72-20-8

Peaks not detected for Quant. or Qual. signal(s).

---

23 Toxaphene CAS #: 8001-35-2

Operator disabled compound identification.

---

8 Heptachlor CAS #: 76-44-8

Peaks not detected for Quant. or Qual. signal(s).

---

27 Methoxychlor CAS #: 72-43-5

13.047	13.049	-0.002	667300	0.00789	0.00009466		

$ 30 Decachlorobiphenyl CAS #: 2051-24-3

15.064	15.065	-0.001	5650339	0.03998	0.1199		

Data File: \\cansvr11\dd\chem\GCS\a2hp9.i\90406-1.b\90406-1.b\085F3701.D

Date : 07-APR-2009 23:42

Client ID: INTRA-LAB BLANK

Instrument: a2hp9.i

Sample Info: K9FVL1AA

Volume Injected (uL): 1.0

Operator: 093905

Column phase: clp pesticides II

Column diameter: 0.53

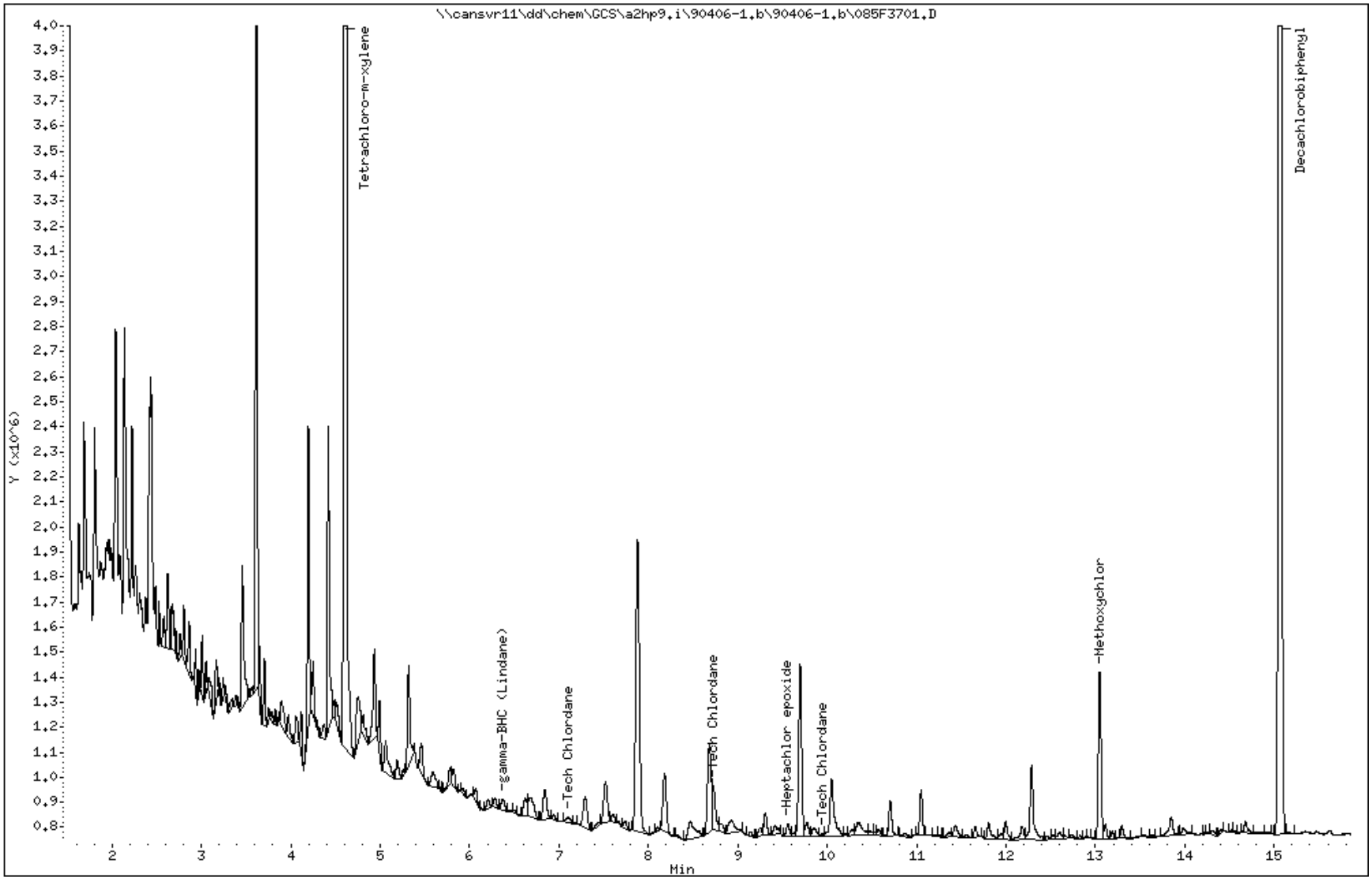

COMPOUNDS and EXP. RT REPORT

Operator: 093905 Date Acquired: 07-APR-2009 23:42
Data File: //cansvr11/dd/chem/GCS/a2hp9.i/90406-1.b/90406-1.b/085F3701.D
Lab Sample ID: K9FVL1AA
Misc. Info: 14-TCLP.SUB
Instrument: a2hp9.i
Method: \\cansvr11\dd\chem\GCS\a2hp9.i\90406-1.b\PEST9.m\PEST9r.m
Dilution Factor: 1

Compound	RT	Area	Amount	Conc
1) Tetrachloro-m-xylene	4.607	33379820	0.054	0.162 mg/L
5) gamma-BHC (Lindane)	6.375	111095	0.000	0.000 mg/L
9) Tech Chlordane	7.102	71433	0.003	0.000 mg/L
8) Heptachlor	NOT DETECTED	Expected RT = 7.488		
12) Heptachlor epoxide	9.558	129098	0.000	0.000 mg/L
18) Endrin	NOT DETECTED	Expected RT = 11.264		
23) Toxaphene	NOT DETECTED	Expected RT = 11.754		
27) Methoxychlor	13.048	1413787	0.008	0.000 mg/L
30) Decachlorobiphenyl	15.064	12791815	0.040	0.120 mg/L

METHOD BLANK REPORT

TCLP GC Semivolatiles

Client Lot #...: A9C310174 **Work Order #...:** K9FVM1AA **Matrix.....:** SOLID
MB Lot-Sample #: A9D020000-034
Leach Date.....: 04/01/09 **Prep Date.....:** 04/02/09 **Analysis Date..:** 04/07/09
Leach Batch #..: P909113 **Prep Batch #...:** 9092034 **Final Wgt/Vol..:** 3 mL
Dilution Factor: 1 **Initial Wgt/Vol:** 250 mL

PARAMETER	RESULT	REPORTING LIMIT	UNITS	METHOD
Chlordane (technical)	ND	0.0050	mg/L	SW846 8081A
Endrin	ND	0.00050	mg/L	SW846 8081A
Heptachlor	ND	0.00050	mg/L	SW846 8081A
Heptachlor epoxide	ND	0.00050	mg/L	SW846 8081A
Lindane	ND	0.00050	mg/L	SW846 8081A
Methoxychlor	ND	0.0010	mg/L	SW846 8081A
Toxaphene	ND	0.020	mg/L	SW846 8081A

SURROGATE	PERCENT RECOVERY	RECOVERY LIMITS
Decachlorobiphenyl	52	(31 - 115)
Tetrachloro-m-xylene	69	(47 - 110)

NOTE(S):

Calculations are performed before rounding to avoid round-off errors in calculated results.

TestAmerica North Canton

PESTICIDES 8081/608

Data file : \\cansvr11\dd\chem\GCS\a2hp9.i\90406-1.b\078F3001.D
Lab Smp Id: K9FVM1AA Client Smp ID: INTRA-LAB BLANK
Inj Date : 07-APR-2009 21:05
Operator : 093905 Inst ID: a2hp9.i
Smp Info : K9FVM1AA
Misc Info : 14-TCLP.SUB
Comment   :
Method   : \\cansvr11\dd\chem\GCS\a2hp9.i\90406-1.b\PEST9.m
Meth Date : 08-Apr-2009 10:00 vandorenc Quant Type: ESTD
Cal Date : 06-APR-2009 20:44 Cal File: 013F1301.D
Als bottle: 78 QC Sample: METHOD BLANK
Dil Factor: 1.00000
Integrator: Falcon Compound Sublist: 14-TCLP.SUB
Target Version: 4.14 Sample Matrix: WATER
Processing Host: CANPGCSV23

Concentration Formula: Amt * DF * Vt*Vi/Vo * CpndVariable

Name	Value	Description
DF	1.000	Dilution Factor
Vt	3.000	Volume of final extract (mL)
Vo	250.000	Volume of sample extracted (mL)
Vi	1.000	Volume injected (uL)
Cpnd Variable		Local Compound Variable

RT	EXP RT	DLT RT	RESPONSE	CONCENTRATIONS ON-COL (ng)	FINAL (mg/L)	TARGET RANGE	RATIO
$ 1 Tetrachloro-m-xylene						CAS #: 877-09-8	
3.795	3.793	0.002	19257898	0.04590	0.1377		
5 gamma-BHC (Lindane)						CAS #: 58-89-9	
4.911	4.915	-0.004	36073	7e-005	0.0000008551		
8 Heptachlor						CAS #: 76-44-8	
5.657	5.635	0.022	454846	1e-003	0.00001159		
9 Tech Chlordane						CAS #: 57-74-9	

Operator disabled compound identification.

12 Heptachlor epoxide						CAS #: 1024-57-3	
7.619	7.601	0.018	148194	0.00033	0.000003955		

RT	EXP RT	DLT RT	RESPONSE	CONCENTRATIONS ON-COL (ng)	FINAL (mg/L)	TARGET RANGE	RATIO
18 Endrin					CAS #: 72-20-8		

Peaks not detected for Quant. or Qual. signal(s).

RT	EXP RT	DLT RT	RESPONSE	CONCENTRATIONS ON-COL (ng)	FINAL (mg/L)	TARGET RANGE	RATIO
24 Toxaphene					CAS #: 8001-35-2		
9.971	9.959	0.012	35905	0.00657	0.00007884	80.00- 120.00	100.00
0.000	10.389	-10.389	0	0.0000	0.0000	114.04- 154.04	0.00
11.071	11.099	-0.028	24655	0.00354	0.00004251	115.64- 155.64	68.67
11.229	11.244	-0.015	42386	0.00684	0.00008208	52.78- 92.78	118.05
11.632	11.651	-0.019	11143	0.00298	0.00003579	69.36- 109.36	31.03

Average of Peak Concentrations = 0.00005980

RT	EXP RT	DLT RT	RESPONSE	CONCENTRATIONS ON-COL (ng)	FINAL (mg/L)	TARGET RANGE	RATIO
23 4,4'-DDT					CAS #: 50-29-3		

Peaks not detected for Quant. or Qual. signal(s).

RT	EXP RT	DLT RT	RESPONSE	CONCENTRATIONS ON-COL (ng)	FINAL (mg/L)	TARGET RANGE	RATIO
27 Methoxychlor					CAS #: 72-43-5		

Peaks not detected for Quant. or Qual. signal(s).

RT	EXP RT	DLT RT	RESPONSE	CONCENTRATIONS ON-COL (ng)	FINAL (mg/L)	TARGET RANGE	RATIO
$ 30 Decachlorobiphenyl					CAS #: 2051-24-3		
13.236	13.238	-0.002	11991877	0.03576	0.1073		

Data File: \\cansvr11\dd\chem\GCS\a2hp9.i\90406-1.b\078F3001.D

Date : 07-APR-2009 21:05

Client ID: INTRA-LAB BLANK

Instrument: a2hp9.i

Sample Info: K9FVM1AA

Volume Injected (uL): 1.0

Operator: 093905

Column phase: clp pesticides I

Column diameter: 0.53

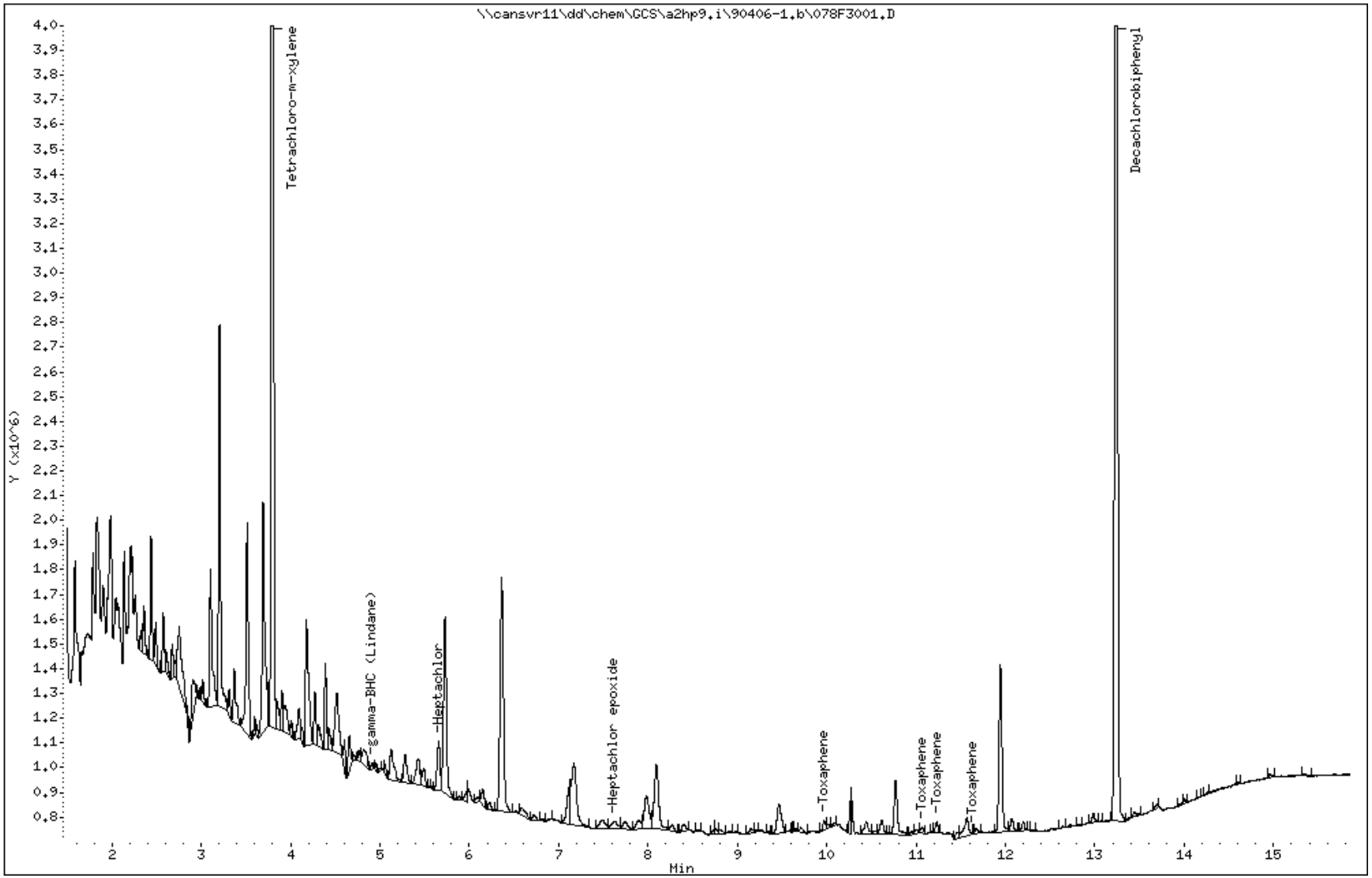

COMPOUNDS and EXP. RT REPORT

Operator: 093905 Date Acquired: 07-APR-2009 21:05
Data File: //cansvr11/dd/chem/GCS/a2hp9.i/90406-1.b/078F3001.D
Lab Sample ID: K9FVM1AA
Misc. Info: 14-TCLP.SUB
Instrument: a2hp9.i
Method: \\cansvr11\dd\chem\GCS\a2hp9.i\90406-1.b\PEST9.m
Dilution Factor: 1

Compound	RT	Area	Amount	Conc
1) Tetrachloro-m-xylene	3.796	19257898	0.046	0.138 mg/L
5) gamma-BHC (Lindane)	4.912	36073	0.000	0.000 mg/L
9) Tech Chlordane	NOT DETECTED	Expected RT = 5.502		
8) Heptachlor	5.657	454846	0.001	0.000 mg/L
12) Heptachlor epoxide	7.620	148194	0.000	0.000 mg/L
18) Endrin	NOT DETECTED	Expected RT = 9.417		
24) Toxaphene	9.972	76774	0.007	0.000 mg/L
23) 4,4'-DDT	NOT DETECTED	Expected RT = 10.221		
27) Methoxychlor	NOT DETECTED	Expected RT = 11.119		
30) Decachlorobiphenyl	13.237	11991877	0.036	0.107 mg/L

TestAmerica North Canton

PESTICIDES 8081/608

Data file : \\cansvr11\dd\chem\GCS\a2hp9.i\90406-1.b\90406-1.b\078F3001.D
Lab Smp Id: K9FVM1AA Client Smp ID: INTRA-LAB BLANK
Inj Date : 07-APR-2009 21:05
Operator : 093905 Inst ID: a2hp9.i
Smp Info : K9FVM1AA
Misc Info : 14-TCLP.SUB
Comment :
Method : \\cansvr11\dd\chem\GCS\a2hp9.i\90406-1.b\PEST9.m\PEST9r.m
Meth Date : 08-Apr-2009 06:29 vandorenc Quant Type: ESTD
Cal Date : 06-APR-2009 20:44 Cal File: 013F1301.D
Als bottle: 78 QC Sample: METHOD BLANK
Dil Factor: 1.00000
Integrator: Falcon Compound Sublist: 14-TCLP.SUB
Target Version: 4.14 Sample Matrix: WATER
Processing Host: CANPGCSV23

Concentration Formula: Amt * DF * Vt*Vi/Vo * CpndVariable

Name	Value	Description
DF	1.000	Dilution Factor
Vt	3.000	Volume of final extract (mL)
Vo	250.000	Volume of sample extracted (mL)
Vi	1.000	Volume injected (uL)
Cpnd Variable		Local Compound Variable

RT	EXP RT	DLT RT	RESPONSE	CONCENTRATIONS ON-COL (ng)	FINAL (mg/L)	TARGET RANGE	RATIO
$ 1 Tetrachloro-m-xylene						CAS #: 877-09-8	
4.606	4.605	0.001	28452182	0.04616	0.1385		
5 gamma-BHC (Lindane)						CAS #: 58-89-9	
6.372	6.382	-0.010	98898	1e-004	0.000001632		
9 Tech Chlordane						CAS #: 57-74-9	
7.099	7.087	0.012	21527	0.00248	0.00002975	0.00- 20.00	100.00
8.683	8.710	-0.027	289508	0.02807	0.0003368	0.00- 20.00	1344.86
0.000	9.931	-9.931	0	0.0000	0.0000	0.00- 20.00	0.00
0.000	10.209	-10.209	0	0.0000	0.0000	0.00- 20.00	0.00
Average of Peak Concentrations = 0.0001833							
12 Heptachlor epoxide						CAS #: 1024-57-3	
9.560	9.567	-0.007	90467	0.00015	0.000001796		

RT	EXP RT	DLT RT	RESPONSE	CONCENTRATIONS ON-COL (ng)	CONCENTRATIONS FINAL (mg/L)	TARGET RANGE	RATIO

18 Endrin CAS #: 72-20-8

Peaks not detected for Quant. or Qual. signal(s).

---

23 Toxaphene CAS #: 8001-35-2

Operator disabled compound identification.

---

8 Heptachlor CAS #: 76-44-8

Peaks not detected for Quant. or Qual. signal(s).

---

27 Methoxychlor CAS #: 72-43-5

13.047	13.049	-0.002	600187	0.00709	0.00008514		

$ 30 Decachlorobiphenyl CAS #: 2051-24-3

15.064	15.065	-0.001	4924001	0.03484	0.1045		

Data File: \\cansvr11\dd\chem\GCS\a2hp9.i\90406-1.b\90406-1.b\078F3001.D

Date : 07-APR-2009 21:05

Client ID: INTRA-LAB BLANK

Instrument: a2hp9.i

Sample Info: K9FVM1AA

Volume Injected (uL): 1.0

Operator: 093905

Column phase: clp pesticides II

Column diameter: 0.53

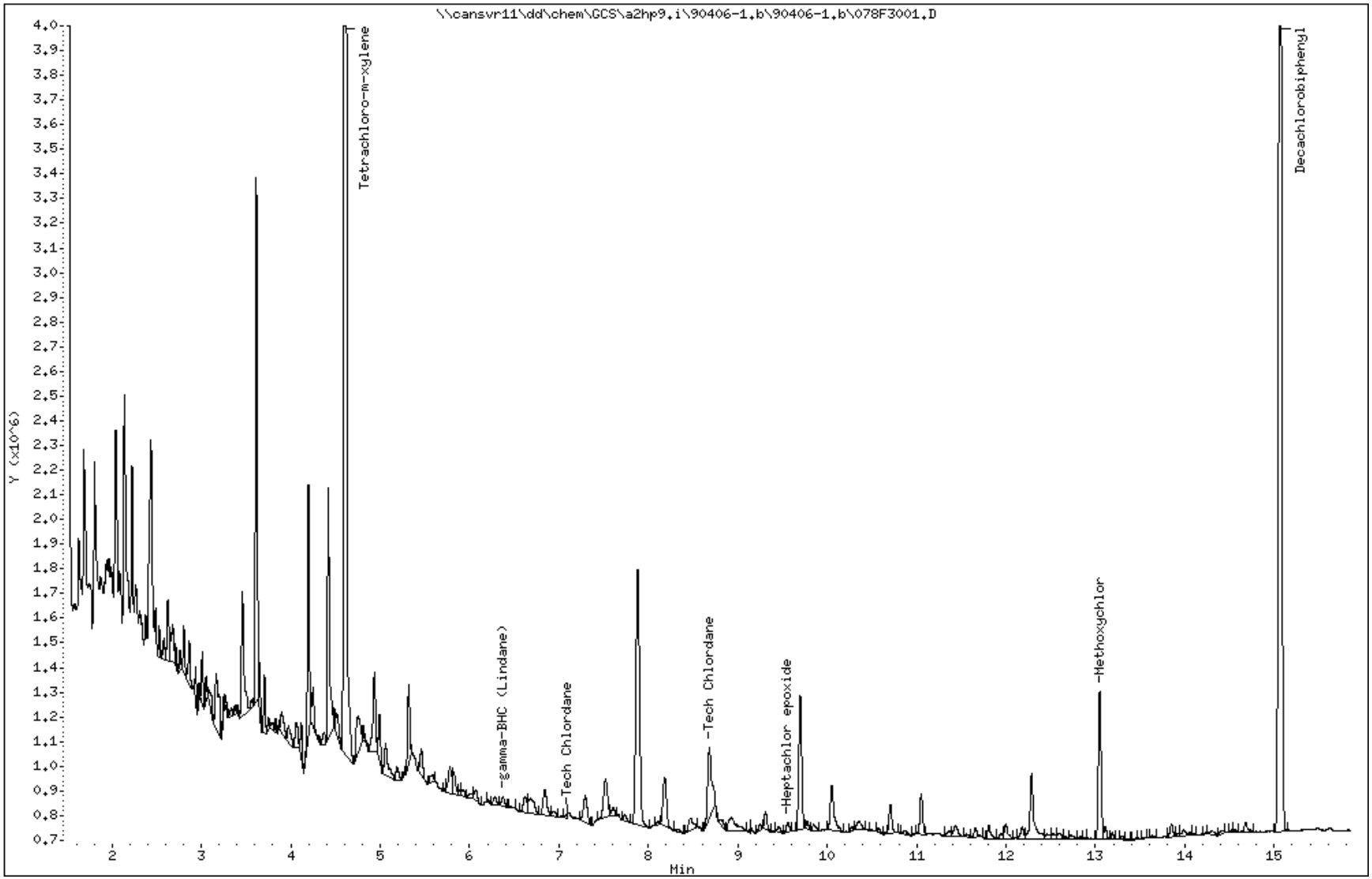

COMPOUNDS and EXP. RT REPORT

Operator: 093905 Date Acquired: 07-APR-2009 21:05
Data File: //cansvr11/dd/chem/GCS/a2hp9.i/90406-1.b/90406-1.b/078F3001.D
Lab Sample ID: K9FVM1AA
Misc. Info: 14-TCLP.SUB
Instrument: a2hp9.i
Method: \\cansvr11\dd\chem\GCS\a2hp9.i\90406-1.b\PEST9.m\PEST9r.m
Dilution Factor: 1

Compound	RT	Area	Amount	Conc
1) Tetrachloro-m-xylene	4.607	28452182	0.046	0.138 mg/L
5) gamma-BHC (Lindane)	6.372	98898	0.000	0.000 mg/L
9) Tech Chlordane	7.100	26988	0.002	0.000 mg/L
8) Heptachlor	NOT DETECTED	Expected RT = 7.488		
12) Heptachlor epoxide	9.561	90467	0.000	0.000 mg/L
18) Endrin	NOT DETECTED	Expected RT = 11.264		
23) Toxaphene	NOT DETECTED	Expected RT = 11.754		
27) Methoxychlor	13.047	1285241	0.007	0.000 mg/L
30) Decachlorobiphenyl	15.065	11150413	0.035	0.105 mg/L

METHOD BLANK REPORT

GC Semivolatiles

Client Lot #...: A9C310174 **Work Order #...:** K9XJ71AA **Matrix.....:** WATER
MB Lot-Sample #: A9D100000-250

Prep Date.....: 04/10/09 **Final Wgt/Vol..:** 5 mL
Analysis Date..: 04/15/09 **Prep Batch #...:** 9100250
Dilution Factor: 1 **Initial Wgt/Vol:** 1000 mL

PARAMETER	RESULT	REPORTING LIMIT	UNITS	METHOD
alpha-BHC	ND	0.050	ug/L	SW846 8081A
beta-BHC	ND	0.050	ug/L	SW846 8081A
delta-BHC	ND	0.050	ug/L	SW846 8081A
gamma-BHC (Lindane)	ND	0.050	ug/L	SW846 8081A
Heptachlor	ND	0.050	ug/L	SW846 8081A
Aldrin	ND	0.050	ug/L	SW846 8081A
Heptachlor epoxide	ND	0.050	ug/L	SW846 8081A
Endosulfan I	ND	0.050	ug/L	SW846 8081A
Dieldrin	ND	0.050	ug/L	SW846 8081A
4,4'-DDE	ND	0.050	ug/L	SW846 8081A
Endrin	ND	0.050	ug/L	SW846 8081A
Endosulfan II	ND	0.050	ug/L	SW846 8081A
4,4'-DDD	ND	0.050	ug/L	SW846 8081A
Endosulfan sulfate	ND	0.050	ug/L	SW846 8081A
4,4'-DDT	ND	0.050	ug/L	SW846 8081A
Methoxychlor	ND	0.10	ug/L	SW846 8081A
Endrin ketone	ND	0.050	ug/L	SW846 8081A
Endrin aldehyde	ND	0.050	ug/L	SW846 8081A
alpha-Chlordane	ND	0.050	ug/L	SW846 8081A
gamma-Chlordane	ND	0.050	ug/L	SW846 8081A
Toxaphene	ND	2.0	ug/L	SW846 8081A

SURROGATE	PERCENT RECOVERY	RECOVERY LIMITS
Tetrachloro-m-xylene	84	(50 - 150)
Decachlorobiphenyl	103	(50 - 150)

NOTE(S):

Calculations are performed before rounding to avoid round-off errors in calculated results.

TestAmerica North Canton

PESTICIDES 8081/608

Data file : \\cansvr11\dd\chem\GCS\a2hp9.i\90415-1.b\020F2001.D
Lab Smp Id: K9XJ71AA Client Smp ID: INTRA-LAB BLANK
Inj Date : 15-APR-2009 17:58
Operator : 093905 Inst ID: a2hp9.i
Smp Info : K9XJ71AA
Misc Info :
Comment   :
Method   : \\cansvr11\dd\chem\GCS\a2hp9.i\90415-1.b\PEST9.m
Meth Date : 16-Apr-2009 09:08 vandorenc Quant Type: ESTD
Cal Date : 06-APR-2009 20:44 Cal File: 013F1301.D
Als bottle: 20 QC Sample: METHOD BLANK
Dil Factor: 1.00000
Integrator: Falcon Compound Sublist: 19-pestap9.sub
Target Version: 4.14 Sample Matrix: WATER
Processing Host: CANPGCSV23

Concentration Formula: Amt * DF * Vt/Vo/Vi * CpndVariable

Name	Value	Description
DF	1.000	Dilution Factor
Vt	5000.000	Volume of final extract (uL)
Vo	1000.000	Volume of sample extracted (mL)
Vi	1.000	Volume injected
Cpnd Variable		Local Compound Variable

RT	EXP RT	DLT RT	RESPONSE	CONCENTRATIONS ON-COL (ng)	FINAL (ug/L)	TARGET RANGE	RATIO
$ 1 Tetrachloro-m-xylene						CAS #: 877-09-8	
3.794	3.792	0.002	14115455	0.03379	0.1690		
2 Hexachlorobenzene						CAS #: 118-74-1	
4.272	4.273	-0.001	277212	6e-004	0.003057		
Average of Peak Concentrations = 0.003057							
3 Diallate						CAS #: 2303-16-4	

Peaks not detected for Quant. or Qual. signal(s).

4 alpha-BHC						CAS #: 319-84-6	
4.500	4.493	0.007	14470	2e-005	0.0001042		
5 gamma-BHC (Lindane)						CAS #: 58-89-9	
4.934	4.913	0.021	154010	2e-004	0.001209		

RT	EXP RT	DLT RT	RESPONSE	CONCENTRATIONS ON-COL (ng)	CONCENTRATIONS FINAL (ug/L)	TARGET RANGE	RATIO

6 beta-BHC CAS #: 319-85-7

Peaks not detected for Quant. or Qual. signal(s).

---

7 delta-BHC CAS #: 319-86-8

Peaks not detected for Quant. or Qual. signal(s).

---

8 Heptachlor CAS #: 76-44-8

5.652	5.632	0.020	53567	9e-005	0.0004644		

---

9 Tech Chlordane CAS #: 57-74-9

Peaks not detected for Quant. or Qual. signal(s).

---

10 Aldrin CAS #: 309-00-2

6.146	6.160	-0.014	101053	2e-004	0.0008264		

---

11 Isodrin CAS #: 465-73-6

Peaks not detected for Quant. or Qual. signal(s).

---

12 Heptachlor epoxide CAS #: 1024-57-3

Peaks not detected for Quant. or Qual. signal(s).

---

13 gamma-Chlordane CAS #: 5103-74-2

Peaks not detected for Quant. or Qual. signal(s).

---

14 alpha-Chlordane CAS #: 5103-71-9

Peaks not detected for Quant. or Qual. signal(s).

---

15 Endosulfan I CAS #: 959-98-8

8.463	8.475	-0.012	141757	3e-004	0.001436		

---

16 4,4'-DDE CAS #: 72-55-9

Peaks not detected for Quant. or Qual. signal(s).

---

17 Dieldrin CAS #: 60-57-1

Peaks not detected for Quant. or Qual. signal(s).

---

18 Endrin CAS #: 72-20-8

Peaks not detected for Quant. or Qual. signal(s).

---

19 Kepone CAS #: 143-50-0

9.470	9.475	-0.005	8908	0.12117	0.6058

RT	EXP RT	DLT RT	RESPONSE	CONCENTRATIONS ON-COL (ng)	FINAL (ug/L)	TARGET RANGE	RATIO

20 4,4'-DDD CAS #: 72-54-8

Peaks not detected for Quant. or Qual. signal(s).

---

21 Chlorobenzilate CAS #: 510-15-6

9.793	9.817	-0.024	58101	0.00264	0.01320		

---

22 Endosulfan II CAS #: 33213-65-9

9.860	9.833	0.027	539746	0.00119	0.005944		

---

24 Toxaphene CAS #: 8001-35-2

Operator disabled compound identification.

---

23 4,4'-DDT CAS #: 50-29-3

Peaks not detected for Quant. or Qual. signal(s).

---

25 Endrin aldehyde CAS #: 7421-93-4

10.606	10.585	0.021	25421	8e-005	0.0003873		

---

26 Mirex CAS #: 2385-85-5

11.068	11.073	-0.005	31260				

---

27 Methoxychlor CAS #: 72-43-5

Peaks not detected for Quant. or Qual. signal(s).

---

28 Endosulfan sulfate CAS #: 1031-07-8

Peaks not detected for Quant. or Qual. signal(s).

---

29 Endrin ketone CAS #: 53494-70-5

Peaks not detected for Quant. or Qual. signal(s).

$ 30 Decachlorobiphenyl CAS #: 2051-24-3

13.230	13.234	-0.004	13316164	0.04118	0.2059		

Data File: \\cansvr11\dd\chem\GCS\a2hp9.i\90415-1.b\020F2001.D

Date : 15-APR-2009 17:58

Client ID: INTRA-LAB BLANK

Instrument: a2hp9.i

Sample Info: K9XJ71AA

Volume Injected (uL): 1.0

Operator: 093905

Column phase: clp pesticides I

Column diameter: 0.53

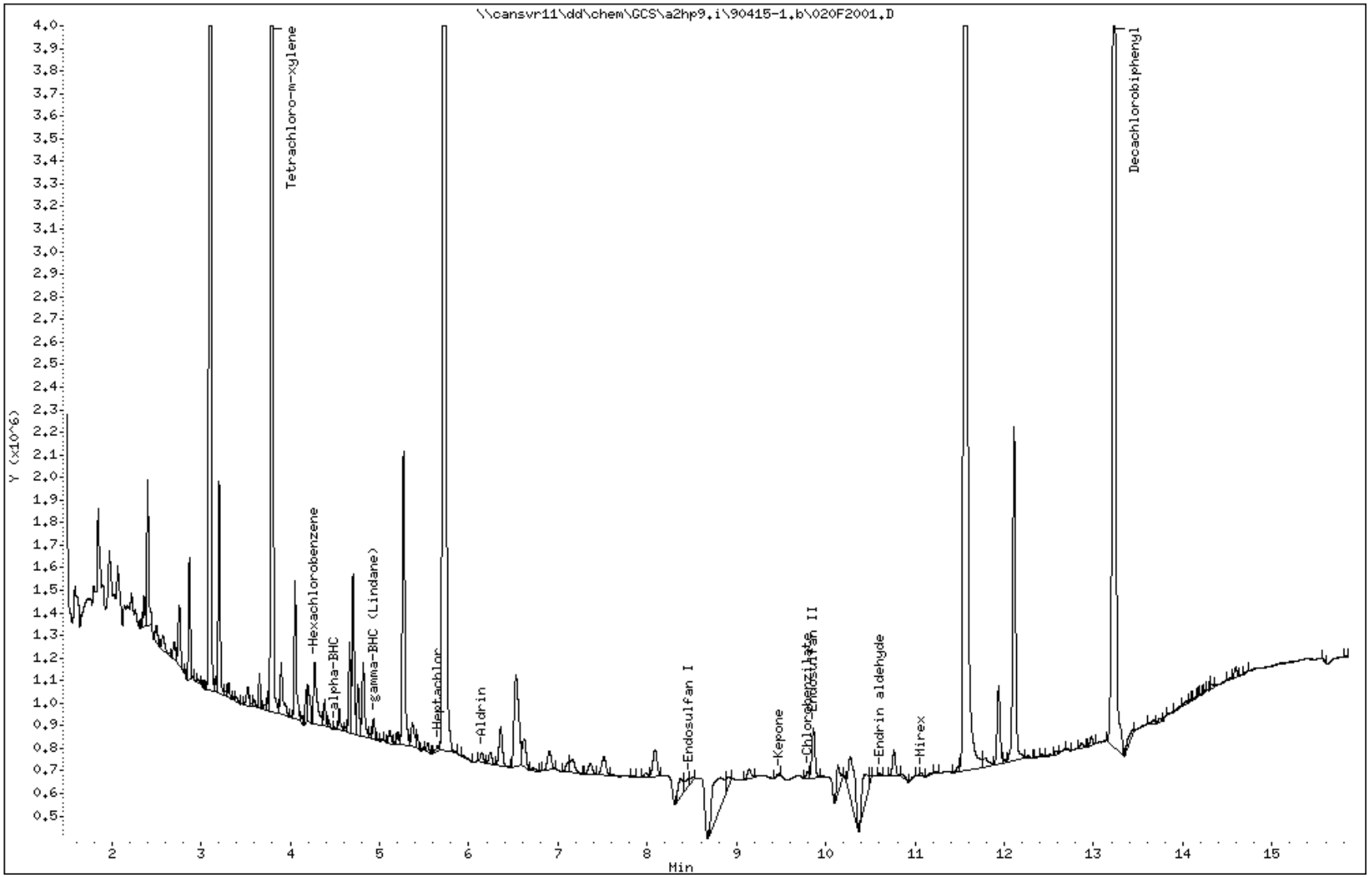

COMPOUNDS and EXP. RT REPORT

Operator: 093905 Date Acquired: 15-APR-2009 17:58
Data File: //cansvr11/dd/chem/GCS/a2hp9.i/90415-1.b/020F2001.D
Lab Sample ID: K9XJ71AA
Misc. Info:
Instrument: a2hp9.i
Method: \\cansvr11\dd\chem\GCS\a2hp9.i\90415-1.b\PEST9.m
Dilution Factor: 1

	Compound	RT	Area	Amount	Conc
1)	Tetrachloro-m-xylene	3.794	14115455	0.034	0.169 ug/L
2)	Hexachlorobenzene	4.273	738188	0.001	0.003 ug/L
3)	Diallate	NOT DETECTED	Expected RT = 4.327		
4)	alpha-BHC	4.500	14470	0.000	0.000 ug/L
5)	gamma-BHC (Lindane)	4.934	154010	0.000	0.001 ug/L
6)	beta-BHC	NOT DETECTED	Expected RT = 5.060		
7)	delta-BHC	NOT DETECTED	Expected RT = 5.308		
9)	Tech Chlordane	NOT DETECTED	Expected RT = 5.498		
8)	Heptachlor	5.653	53567	0.000	0.000 ug/L
10)	Aldrin	6.147	101053	0.000	0.001 ug/L
11)	Isodrin	NOT DETECTED	Expected RT = 6.844		
12)	Heptachlor epoxide	NOT DETECTED	Expected RT = 7.596		
13)	gamma-Chlordane	NOT DETECTED	Expected RT = 7.903		
14)	alpha-Chlordane	NOT DETECTED	Expected RT = 8.219		
15)	Endosulfan I	8.463	141757	0.000	0.001 ug/L
16)	4,4'-DDE	NOT DETECTED	Expected RT = 8.550		
17)	Dieldrin	NOT DETECTED	Expected RT = 8.986		
18)	Endrin	NOT DETECTED	Expected RT = 9.413		
19)	Kepone	9.471	21396	0.121	0.606 ug/L
20)	4,4'-DDD	NOT DETECTED	Expected RT = 9.729		
21)	Chlorobenzilate	9.793	58101	0.003	0.013 ug/L
22)	Endosulfan II	9.861	539746	0.001	0.006 ug/L
24)	Toxaphene	NOT DETECTED	Expected RT = 9.952		
23)	4,4'-DDT	NOT DETECTED	Expected RT = 10.217		
25)	Endrin aldehyde	10.607	25421	0.000	0.000 ug/L
26)	Mirex	11.068	31260	0.000	0.000 ug/L
27)	Methoxychlor	NOT DETECTED	Expected RT = 11.115		
28)	Endosulfan sulfate	NOT DETECTED	Expected RT = 11.285		
29)	Endrin ketone	NOT DETECTED	Expected RT = 11.679		
30)	Decachlorobiphenyl	13.230	13316164	0.041	0.206 ug/L

TestAmerica North Canton

PESTICIDES 8081/608

Data file : \\cansvr11\dd\chem\GCS\a2hp9.i\90415-1.b\90415-1.b\020F2001.D
Lab Smp Id: K9XJ71AA Client Smp ID: INTRA-LAB BLANK
Inj Date : 15-APR-2009 17:58
Operator : 093905 Inst ID: a2hp9.i
Smp Info : K9XJ71AA
Misc Info :
Comment :
Method : \\cansvr11\dd\chem\GCS\a2hp9.i\90415-1.b\PEST9.m\PEST9r.m
Meth Date : 16-Apr-2009 09:08 vandorenc Quant Type: ESTD
Cal Date : 06-APR-2009 19:15 Cal File: 009F0901.D
Als bottle: 20 QC Sample: METHOD BLANK
Dil Factor: 1.00000
Integrator: Falcon Compound Sublist: 19-pestap9.sub
Target Version: 4.14 Sample Matrix: WATER
Processing Host: CANPGCSV23

Concentration Formula: Amt * DF * Vt/Vo/Vi * CpndVariable

Name	Value	Description
DF	1.000	Dilution Factor
Vt	5000.000	Volume of final extract (uL)
Vo	1000.000	Volume of sample extracted (mL)
Vi	1.000	Volume injected
Cpnd Variable		Local Compound Variable

				CONCENTRATIONS ON-COL	FINAL			
RT	EXP RT	DLT RT	RESPONSE	(ng)	(ug/L)	TARGET RANGE		RATIO
$ 1 Tetrachloro-m-xylene						CAS #: 877-09-8		
4.605	4.604	0.001	22161856	0.03403	0.1702			
2 Diallate						CAS #: 2303-16-4		
5.280	5.276	0.004	25162	0.00172	0.008605	0.00-	20.00	100.00
5.480	5.470	0.010	758917	0.30428	1.521	0.00-	20.00	3016.12
Average of Peak Concentrations =					0.7650			
3 Hexachlorobenzene						CAS #: 118-74-1		

Peaks not detected for Quant. or Qual. signal(s).

4 alpha-BHC CAS #: 319-84-6

Peaks not detected for Quant. or Qual. signal(s).

```
    5 gamma-BHC (Lindane)                          CAS #: 58-89-9
6.390    6.381    0.009          124923  1e-004  0.0006249
--------------------------------------------------------------------------------
    6 beta-BHC                                     CAS #: 319-85-7
6.614    6.610    0.004         1379869 0.00923  0.04617
--------------------------------------------------------------------------------
```

RT	EXP RT	DLT RT	RESPONSE	CONCENTRATIONS ON-COL (ng)	FINAL (ug/L)	TARGET RANGE	RATIO
9 Tech Chlordane					CAS #: 57-74-9		
7.107	7.081	0.026	11222	0.00105	0.005231	0.00- 20.00	100.00
8.677	8.704	-0.027	150989	0.01134	0.05668	0.00- 20.00	1345.47
9.934	9.927	0.007	192308	0.00528	0.02638	0.00- 20.00	1713.67
10.215	10.207	0.008	101682	0.00347	0.01737	0.00- 20.00	906.10
		Average of Peak Concentrations =			0.02642		
7 delta-BHC					CAS #: 319-86-8		

Peaks not detected for Quant. or Qual. signal(s).

8 Heptachlor					CAS #: 76-44-8		

Peaks not detected for Quant. or Qual. signal(s).

10 Aldrin					CAS #: 309-00-2		

Peaks not detected for Quant. or Qual. signal(s).

11 Isodrin					CAS #: 465-73-6		

Peaks not detected for Quant. or Qual. signal(s).

12 Heptachlor epoxide					CAS #: 1024-57-3		

Peaks not detected for Quant. or Qual. signal(s).

13 gamma-Chlordane					CAS #: 5103-74-2		
9.934	9.930	0.004	278253	4e-004	0.001825		
14 alpha-Chlordane					CAS #: 5103-71-9		
10.215	10.208	0.007	411479	6e-004	0.002885		
15 Endosulfan I					CAS #: 959-98-8		
10.263	10.279	-0.016	84996	0.00031	0.001548		
16 4,4'-DDE					CAS #: 72-55-9		
10.610	10.592	0.018	20184	3e-005	0.0001554		
17 Dieldrin					CAS #: 60-57-1		

Peaks not detected for Quant. or Qual. signal(s).

19 Chlorobenzilate					CAS #: 510-15-6		

Peaks not detected for Quant. or Qual. signal(s).

RT	EXP RT	DLT RT	RESPONSE	CONCENTRATIONS ON-COL (ng)	FINAL (ug/L)	TARGET RANGE	RATIO
20 Kepone					CAS #: 143-50-0		
Peaks not detected for Quant. or Qual. signal(s).							
18 Endrin					CAS #: 72-20-8		
11.233	11.261	-0.028	93945	0.00035	0.001749		
21 4,4'-DDD					CAS #: 72-54-8		
11.548	11.542	0.006	1299322	0.00285	0.01427		
22 Endosulfan II					CAS #: 33213-65-9		
11.641	11.612	0.029	41073	2e-004	0.0008615		
23 Toxaphene					CAS #: 8001-35-2		
0.000	11.748	-11.748	0	0.0000	0.0000	80.00- 120.00	0.00
11.835	11.861	-0.026	36659	0.01061	0.05307	114.04- 154.04	0.00
12.179	12.154	0.025	21887	0.00284	0.01422	115.64- 155.64	0.00
12.880	12.891	-0.011	9694	0.00178	0.008900	52.78- 92.78	0.00
0.000	13.258	-13.258	0	0.0000	0.0000	69.36- 109.36	0.00
Average of Peak Concentrations = 0.02540							
24 4,4'-DDT					CAS #: 50-29-3		
12.040	12.015	0.025	10626	3e-005	0.0001570		
25 Endrin aldehyde					CAS #: 7421-93-4		
Peaks not detected for Quant. or Qual. signal(s).							
26 Endosulfan sulfate					CAS #: 1031-07-8		
Peaks not detected for Quant. or Qual. signal(s).							
28 Mirex					CAS #: 2385-85-5		
12.921	12.940	-0.019	10608				
27 Methoxychlor					CAS #: 72-43-5		
13.041	13.046	-0.005	282038	0.00372	0.01859		
29 Endrin ketone					CAS #: 53494-70-5		
13.290	13.304	-0.014	8290927	0.03951	0.1976		
$ 30 Decachlorobiphenyl					CAS #: 2051-24-3		
15.057	15.062	-0.005	4849500	0.03543	0.1771		

Data File: \\cansvr11\dd\chem\GCS\a2hp9.i\90415-1.b\90415-1.b\020F2001.D

Page 1

Date : 15-APR-2009 17:58

Client ID: INTRA-LAB BLANK

Instrument: a2hp9.i

Sample Info: K9XJ71AA

Volume Injected (uL): 1.0

Operator: 093905

Column phase: clp pesticides II

Column diameter: 0.53

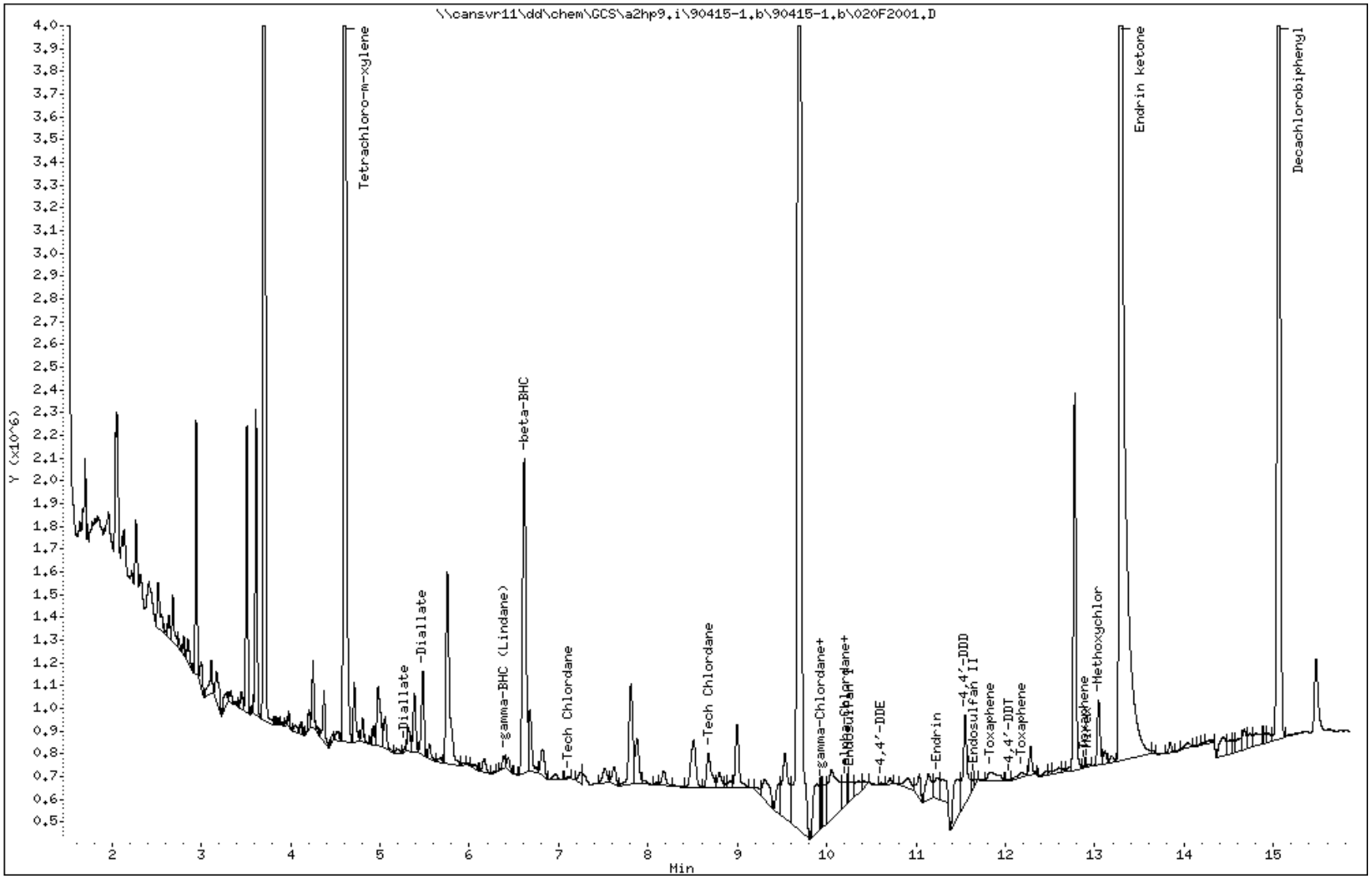

COMPOUNDS and EXP. RT REPORT

Operator: 093905 Date Acquired: 15-APR-2009 17:58
Data File: //cansvr11/dd/chem/GCS/a2hp9.i/90415-1.b/90415-1.b/020F2001.D
Lab Sample ID: K9XJ71AA
Misc. Info:
Instrument: a2hp9.i
Method: \\cansvr11\dd\chem\GCS\a2hp9.i\90415-1.b\PEST9.m\PEST9r.m
Dilution Factor: 1

Compound	RT	Area	Amount	Conc
23) Toxaphene	0.000	0	0.000	0.000 ug/L
1) Tetrachloro-m-xylene	4.606	22161856	0.034	0.170 ug/L
2) Diallate	5.280	25162	0.002	0.009 ug/L
3) Hexachlorobenzene	NOT DETECTED	Expected RT = 5.356		
4) alpha-BHC	NOT DETECTED	Expected RT = 5.635		
5) gamma-BHC (Lindane)	6.391	124923	0.000	0.001 ug/L
6) beta-BHC	6.614	3773696	0.009	0.046 ug/L
9) Tech Chlordane	7.108	27532	0.001	0.005 ug/L
7) delta-BHC	NOT DETECTED	Expected RT = 7.369		
8) Heptachlor	NOT DETECTED	Expected RT = 7.485		
10) Aldrin	NOT DETECTED	Expected RT = 8.284		
11) Isodrin	NOT DETECTED	Expected RT = 9.153		
12) Heptachlor epoxide	NOT DETECTED	Expected RT = 9.565		
13) gamma-Chlordane	9.934	278253	0.000	0.002 ug/L
14) alpha-Chlordane	10.215	411479	0.001	0.003 ug/L
15) Endosulfan I	10.263	261195	0.000	0.002 ug/L
16) 4,4'-DDE	10.610	20184	0.000	0.000 ug/L
17) Dieldrin	NOT DETECTED	Expected RT = 10.766		
18) Endrin	11.233	378096	0.000	0.002 ug/L
19) Chlorobenzilate	NOT DETECTED	Expected RT = 11.367		
20) Kepone	NOT DETECTED	Expected RT = 11.404		
21) 4,4'-DDD	11.548	1299322	0.003	0.014 ug/L
22) Endosulfan II	11.642	82932	0.000	0.001 ug/L
24) 4,4'-DDT	12.040	10626	0.000	0.000 ug/L
25) Endrin aldehyde	NOT DETECTED	Expected RT = 12.147		
26) Endosulfan sulfate	NOT DETECTED	Expected RT = 12.560		
28) Mirex	12.922	30066	0.000	0.000 ug/L
27) Methoxychlor	13.042	618504	0.004	0.019 ug/L
29) Endrin ketone	13.291	23245863	0.040	0.198 ug/L
30) Decachlorobiphenyl	15.058	11064971	0.035	0.177 ug/L

MATRIX SPIKE SAMPLE EVALUATION REPORT

GC Semivolatiles

Client Lot #...: A9C310174 **Work Order #...:** K9C7W1CW-MS **Matrix.....:** SO
MS Lot-Sample #: A9C310174-007 K9C7W1CX-MSD
Date Sampled...: 03/27/09 14:57 **Date Received..:** 03/28/09
Prep Date.....: 04/01/09 **Analysis Date..:** 04/15/09
Prep Batch #...: 9091042
Dilution Factor: 1 **Initial Wgt/Vol:** 30.02 g **Final Wgt/Vol..:** 10 mL

PARAMETER	PERCENT RECOVERY	RECOVERY LIMITS	RPD	RPD LIMITS	METHOD
alpha-BHC	84	(50 - 150)			SW846 8081A
	85	(50 - 150)	1.1	(0-30)	SW846 8081A
beta-BHC	83	(50 - 150)			SW846 8081A
	84	(50 - 150)	1.3	(0-30)	SW846 8081A
delta-BHC	90	(50 - 150)			SW846 8081A
	92	(50 - 150)	2.3	(0-30)	SW846 8081A
gamma-BHC (Lindane)	84	(50 - 150)			SW846 8081A
	85	(50 - 150)	1.7	(0-30)	SW846 8081A
Heptachlor	88	(50 - 150)			SW846 8081A
	90	(50 - 150)	2.4	(0-30)	SW846 8081A
Aldrin	76	(50 - 150)			SW846 8081A
	76	(50 - 150)	0.51	(0-30)	SW846 8081A
Heptachlor epoxide	88	(50 - 150)			SW846 8081A
	88	(50 - 150)	0.71	(0-30)	SW846 8081A
Endosulfan I	52	(50 - 150)			SW846 8081A
	54	(50 - 150)	2.1	(0-30)	SW846 8081A
Dieldrin	85	(50 - 150)			SW846 8081A
	86	(50 - 150)	1.3	(0-30)	SW846 8081A
4,4'-DDE	83	(50 - 150)			SW846 8081A
	84	(50 - 150)	1.5	(0-30)	SW846 8081A
Endrin	91	(50 - 150)			SW846 8081A
	92	(50 - 150)	1.6	(0-30)	SW846 8081A
Endosulfan II	62	(50 - 150)			SW846 8081A
	62	(50 - 150)	1.0	(0-30)	SW846 8081A
4,4'-DDD	94	(50 - 150)			SW846 8081A
	96	(50 - 150)	2.7	(0-30)	SW846 8081A
Endosulfan sulfate	95	(50 - 150)			SW846 8081A
	96	(50 - 150)	1.6	(0-30)	SW846 8081A
4,4'-DDT	103	(50 - 150)			SW846 8081A
	106	(50 - 150)	2.6	(0-30)	SW846 8081A
Methoxychlor	122	(50 - 150)			SW846 8081A
	125	(50 - 150)	2.8	(0-30)	SW846 8081A
Endrin ketone	93	(50 - 150)			SW846 8081A
	95	(50 - 150)	2.9	(0-30)	SW846 8081A
Endrin aldehyde	84	(50 - 150)			SW846 8081A
	85	(50 - 150)	1.5	(0-30)	SW846 8081A
alpha-Chlordane	83	(50 - 150)			SW846 8081A
	85	(50 - 150)	2.3	(0-30)	SW846 8081A
gamma-Chlordane	87	(50 - 150)			SW846 8081A
	89	(50 - 150)	2.5	(0-30)	SW846 8081A

(Continued on next page)

MATRIX SPIKE SAMPLE EVALUATION REPORT

GC Semivolatiles

Client Lot #...: A9C310174 **Work Order #...:** K9C7W1CW-MS **Matrix.....:** SO
MS Lot-Sample #: A9C310174-007 K9C7W1CX-MSD

SURROGATE	PERCENT RECOVERY	RECOVERY LIMITS
Tetrachloro-m-xylene	82	(50 - 150)
	85	(50 - 150)
Decachlorobiphenyl	97	(50 - 150)
	101	(50 - 150)

NOTE(S):

Calculations are performed before rounding to avoid round-off errors in calculated results.

Bold print denotes control parameters

Results and reporting limits have been adjusted for dry weight.

MATRIX SPIKE SAMPLE DATA REPORT

GC Semivolatiles

Client Lot #...: A9C310174 **Work Order #...:** K9C7W1CW-MS **Matrix.....:** SO
MS Lot-Sample #: A9C310174-007 K9C7W1CX-MSD
Date Sampled...: 03/27/09 14:57 **Date Received..:** 03/28/09
Prep Date.....: 04/01/09 **Analysis Date..:** 04/15/09
Prep Batch #...: 9091042
Dilution Factor: 1 **Initial Wgt/Vol:** 30.02 g **Final Wgt/Vol..:** 10 mL

PARAMETER	SAMPLE AMOUNT	SPIKE AMT	MEASRD AMOUNT	UNITS	PERCNT RECVRY	RPD	METHOD
alpha-BHC	ND	42	35	ug/kg	84		SW846 8081A
	ND	42	35	ug/kg	85	1.1	SW846 8081A
beta-BHC	ND	42	34	ug/kg	83		SW846 8081A
	ND	42	35	ug/kg	84	1.3	SW846 8081A
delta-BHC	ND	42	37	ug/kg	90		SW846 8081A
	ND	42	38	ug/kg	92	2.3	SW846 8081A
gamma-BHC (Lindane)	ND	42	35	ug/kg	84		SW846 8081A
	ND	42	35	ug/kg	85	1.7	SW846 8081A
Heptachlor	ND	42	37	ug/kg	88		SW846 8081A
	ND	42	38	ug/kg	90	2.4	SW846 8081A
Aldrin	ND	42	32	ug/kg	76		SW846 8081A
	ND	42	31	ug/kg	76	0.51	SW846 8081A
Heptachlor epoxide	ND	42	36	ug/kg	88		SW846 8081A
	ND	42	37	ug/kg	88	0.71	SW846 8081A
Endosulfan I	ND	42	22	ug/kg	52		SW846 8081A
	ND	42	22	ug/kg	54	2.1	SW846 8081A
Dieldrin	ND	42	35	ug/kg	85		SW846 8081A
	ND	42	36	ug/kg	86	1.3	SW846 8081A
4,4'-DDE	ND	42	34	ug/kg	83		SW846 8081A
	ND	42	35	ug/kg	84	1.5	SW846 8081A
Endrin	ND	42	38	ug/kg	91		SW846 8081A
	ND	42	38	ug/kg	92	1.6	SW846 8081A
Endosulfan II	ND	42	26	ug/kg	62		SW846 8081A
	ND	42	26	ug/kg	62	1.0	SW846 8081A
4,4'-DDD	ND	42	39	ug/kg	94		SW846 8081A
	ND	42	40	ug/kg	96	2.7	SW846 8081A
Endosulfan sulfate	ND	42	39	ug/kg	95		SW846 8081A
	ND	42	40	ug/kg	96	1.6	SW846 8081A
4,4'-DDT	ND	42	43	ug/kg	103		SW846 8081A
	ND	42	44	ug/kg	106	2.6	SW846 8081A
Methoxychlor	ND	42	51	ug/kg	122		SW846 8081A
	ND	42	52	ug/kg	125	2.8	SW846 8081A
Endrin ketone	ND	42	39	ug/kg	93		SW846 8081A
	ND	42	40	ug/kg	95	2.9	SW846 8081A
Endrin aldehyde	ND	42	35	ug/kg	84		SW846 8081A
	ND	42	35	ug/kg	85	1.5	SW846 8081A
alpha-Chlordane	ND	42	34	ug/kg	83		SW846 8081A
	ND	42	35	ug/kg	85	2.3	SW846 8081A
gamma-Chlordane	ND	42	36	ug/kg	87		SW846 8081A
	ND	42	37	ug/kg	89	2.5	SW846 8081A

(Continued on next page)

MATRIX SPIKE SAMPLE DATA REPORT

GC Semivolatiles

Client Lot #...: A9C310174 **Work Order #...:** K9C7W1CW-MS **Matrix.....:** SO
MS Lot-Sample #: A9C310174-007 K9C7W1CX-MSD

SURROGATE	PERCENT RECOVERY	RECOVERY LIMITS
Tetrachloro-m-xylene	82	(50 - 150)
	85	(50 - 150)
Decachlorobiphenyl	97	(50 - 150)
	101	(50 - 150)

NOTE(S):

Calculations are performed before rounding to avoid round-off errors in calculated results.

Bold print denotes control parameters

Results and reporting limits have been adjusted for dry weight.

TestAmerica North Canton

PESTICIDES 8081/608

Data file : \\cansvr11\dd\chem\GCS\a2hp9.i\90415-1.b\028F2801.D
Lab Smp Id: K9C7W1CW Client Smp ID: SCFmw-002-0009-WS
Inj Date : 15-APR-2009 20:57
Operator : 093905 Inst ID: a2hp9.i
Smp Info : K9C7W1CW
Misc Info : 13-PEST.SUB,SOIL(33.3).SPK
Comment   :
Method   : \\cansvr11\dd\chem\GCS\a2hp9.i\90415-1.b\PEST9.m
Meth Date : 16-Apr-2009 09:08 vandorenc Quant Type: ESTD
Cal Date : 06-APR-2009 20:44 Cal File: 013F1301.D
Als bottle: 28 QC Sample: MS
Dil Factor: 1.00000
Integrator: Falcon Compound Sublist: 13-PEST.SUB
Target Version: 4.14 Sample Matrix: SOIL

Concentration Formula: Amt * DF * Vt*Vi/Ws * CpndVariable

Name	Value	Description
DF	1.000	Dilution Factor
Vt	10000.000	Volume of final extract
Vi	1.000	volume injected
Ws	30.020	initial volume of sample
Cpnd Variable		Local Compound Variable

				CONCENTRATIONS ON-COL	FINAL		
RT	EXP RT	DLT RT	RESPONSE	(ng)	(ug/Kg)	TARGET RANGE	RATIO
$ 1 Tetrachloro-m-xylene					CAS #: 877-09-8		
3.792	3.792	0.000	6828130	0.01635	0.1635		
4 alpha-BHC					CAS #: 319-84-6		
4.492	4.493	-0.001	58149293	0.08375	27.90		
5 gamma-BHC (Lindane)					CAS #: 58-89-9		
4.912	4.913	-0.001	53332419	0.08373	27.89		
6 beta-BHC					CAS #: 319-85-7		
5.057	5.060	-0.003	20995515	0.08298	27.64		
7 delta-BHC					CAS #: 319-86-8		
5.304	5.307	-0.003	55160074	0.09009	30.01		
8 Heptachlor					CAS #: 76-44-8		
5.629	5.632	-0.003	50823896	0.08813	29.36		
10 Aldrin					CAS #: 309-00-2		

```
6.157    6.160   -0.003        46400186 0.07589    25.28
--------------------------------------------------------------------------------
```

RT	EXP RT	DLT RT	RESPONSE	CONCENTRATIONS ON-COL (ng)	FINAL (ug/Kg)	TARGET RANGE	RATIO
12 Heptachlor epoxide						CAS #: 1024-57-3	
7.592	7.596	-0.004	46600354	0.08765	29.20		
13 gamma-Chlordane						CAS #: 5103-74-2	
7.898	7.902	-0.004	47858139	0.08648	28.81		
14 alpha-Chlordane						CAS #: 5103-71-9	
8.214	8.218	-0.004	44689590	0.08283	27.59		
15 Endosulfan I						CAS #: 959-98-8	
8.471	8.475	-0.004	25893426	0.05247	17.48		
16 4,4'-DDE						CAS #: 72-55-9	
8.543	8.549	-0.006	43618512	0.08273	27.56		
17 Dieldrin						CAS #: 60-57-1	
8.984	8.986	-0.002	45175056	0.08536	28.43		
18 Endrin						CAS #: 72-20-8	
9.409	9.412	-0.003	43325831	0.09066	30.20		
20 4,4'-DDD						CAS #: 72-54-8	
9.722	9.728	-0.006	34769052	0.09376	31.23		
22 Endosulfan II						CAS #: 33213-65-9	
9.828	9.833	-0.005	28014448	0.06170	20.55		
23 4,4'-DDT						CAS #: 50-29-3	
10.212	10.217	-0.005	31639372	0.10300	34.31		
25 Endrin aldehyde						CAS #: 7421-93-4	
10.582	10.585	-0.003	27436808	0.08360	27.85		
27 Methoxychlor						CAS #: 72-43-5	
11.109	11.114	-0.005	7345213	0.12194	40.62		
28 Endosulfan sulfate						CAS #: 1031-07-8	
11.281	11.284	-0.003	35665710	0.09495	31.63		
29 Endrin ketone						CAS #: 53494-70-5	
11.673	11.678	-0.005	35794712	0.09277	30.90		
$ 30 Decachlorobiphenyl						CAS #: 2051-24-3	
13.232	13.234	-0.002	6291632	0.01946	0.1946		(M)

QC Flag Legend

M - Compound response manually integrated.

Data File: \\cansvr11\dd\chem\GCS\a2hp9.i\90415-1.b\028F2801.D

Date : 15-APR-2009 20:57

Client ID: SCFmw-002-0009-WS

Instrument: a2hp9.i

Sample Info: K9C7W1CW

Volume Injected (uL): 1.0

Operator: 093905

Column phase: clp pesticides I

Column diameter: 0.53

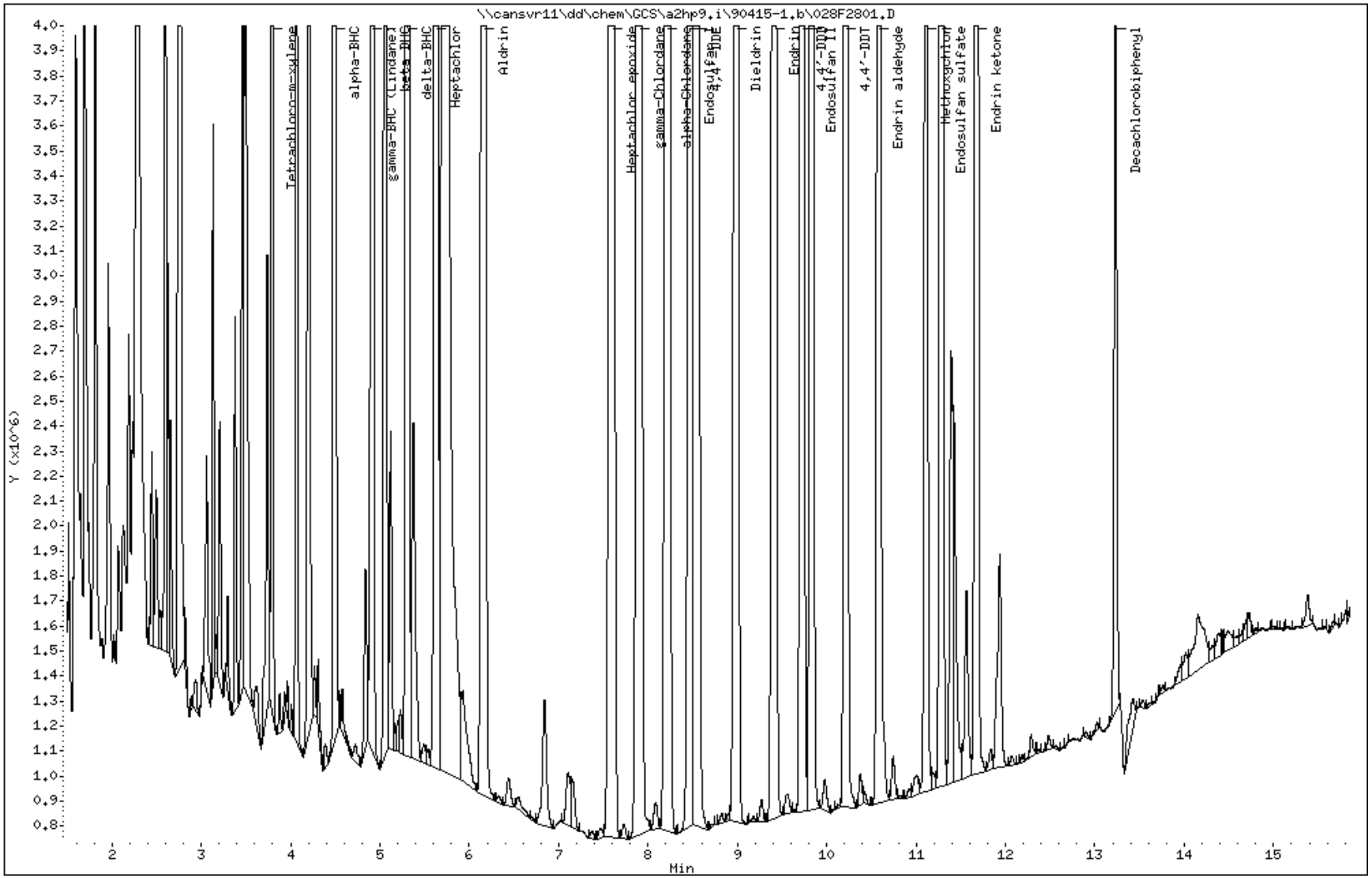

COMPOUNDS and EXP. RT REPORT

Operator: 093905 Date Acquired: 15-APR-2009 20:57
Data File: //cansvr11/dd/chem/GCS/a2hp9.i/90415-1.b/028F2801.D
Lab Sample ID: K9C7W1CW
Misc. Info: 13-PEST.SUB,SOIL(33.3).SPK
Instrument: a2hp9.i
Method: \\cansvr11\dd\chem\GCS\a2hp9.i\90415-1.b\PEST9.m
Dilution Factor: 1

Compound	RT	Area	Amount	Conc
1) Tetrachloro-m-xylene	3.792	6828130	0.016	0.163 ug/Kg
4) alpha-BHC	4.492	58149293	0.084	27.899 ug/Kg
5) gamma-BHC (Lindane)	4.912	53332419	0.084	27.890 ug/Kg
6) beta-BHC	5.058	20995515	0.083	27.642 ug/Kg
7) delta-BHC	5.305	55160074	0.090	30.009 ug/Kg
8) Heptachlor	5.630	50823896	0.088	29.357 ug/Kg
10) Aldrin	6.158	46400186	0.076	25.279 ug/Kg
12) Heptachlor epoxide	7.592	46600354	0.088	29.196 ug/Kg
13) gamma-Chlordane	7.899	47858139	0.086	28.807 ug/Kg
14) alpha-Chlordane	8.215	44689590	0.083	27.591 ug/Kg
15) Endosulfan I	8.471	25893426	0.052	17.479 ug/Kg
16) 4,4'-DDE	8.544	43618512	0.083	27.558 ug/Kg
17) Dieldrin	8.985	45175056	0.085	28.434 ug/Kg
18) Endrin	9.410	43325831	0.091	30.200 ug/Kg
20) 4,4'-DDD	9.722	34769052	0.094	31.233 ug/Kg
22) Endosulfan II	9.829	28014448	0.062	20.553 ug/Kg
23) 4,4'-DDT	10.212	31639372	0.103	34.309 ug/Kg
25) Endrin aldehyde	10.582	27436808	0.084	27.849 ug/Kg
27) Methoxychlor	11.110	15507726	0.122	40.621 ug/Kg
28) Endosulfan sulfate	11.281	35665710	0.095	31.628 ug/Kg
29) Endrin ketone	11.674	35794712	0.093	30.903 ug/Kg
30) Decachlorobiphenyl	13.232	6291632	0.019	0.195 ug/Kg

Data File Name: 028F2801.D
Inj. Date and Time: 15-APR-2009 20:57
Instrument ID: a2hp9.i
Client ID: SCFmw-002-0009-WS
Compound Name: Decachlorobiphenyl
CAS #: 2051-24-3
Report Date: 04/16/2009

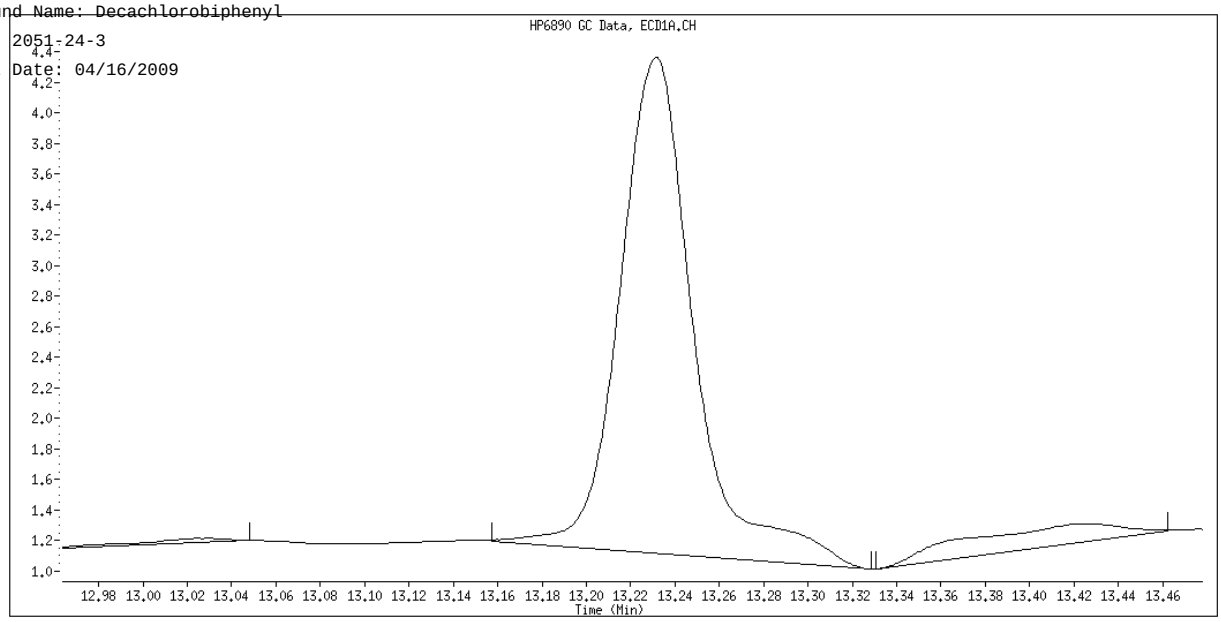

Original Integration

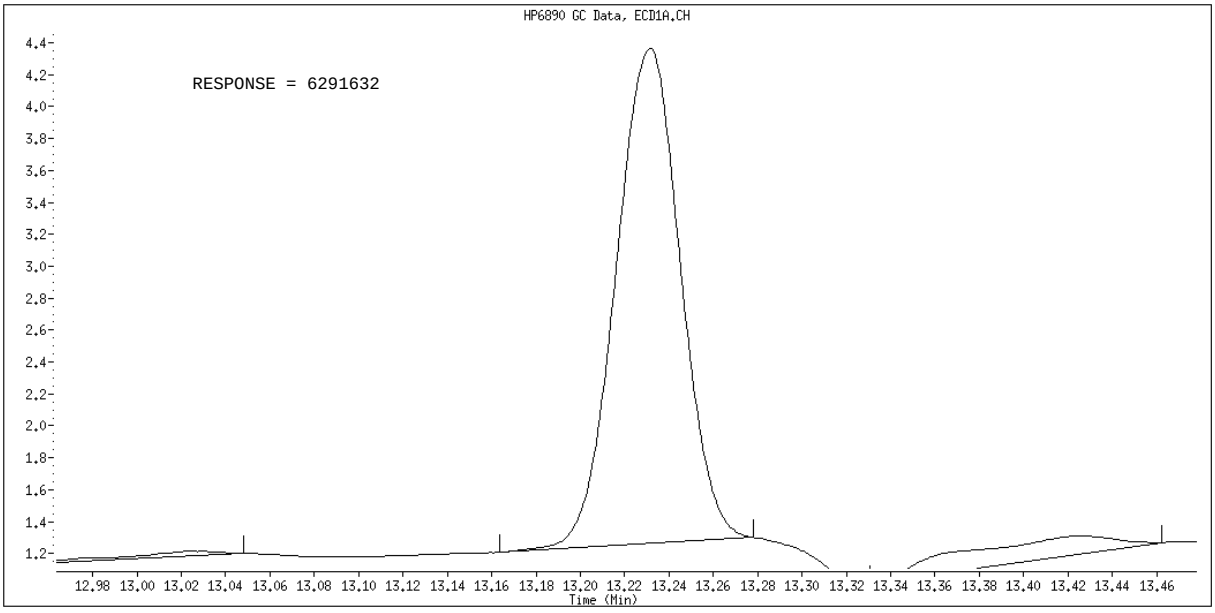

Manual Integration

Manually Integrated By: vandorenc
Manual Integration Reason: Baseline Event

TestAmerica North Canton

PESTICIDES 8081/608

Data file : \\cansvr11\dd\chem\GCS\a2hp9.i\90415-1.b\90415-1.b\028F2801.D
Lab Smp Id: K9C7W1CW Client Smp ID: SCFmw-002-0009-WS
Inj Date : 15-APR-2009 20:57
Operator : 093905 Inst ID: a2hp9.i
Smp Info : K9C7W1CW
Misc Info : 13-PEST.SUB,SOIL(33.3).SPK
Comment :
Method : \\cansvr11\dd\chem\GCS\a2hp9.i\90415-1.b\PEST9.m\PEST9r.m
Meth Date : 16-Apr-2009 09:08 vandorenc Quant Type: ESTD
Cal Date : 06-APR-2009 19:15 Cal File: 009F0901.D
Als bottle: 28 QC Sample: MS
Dil Factor: 1.00000
Integrator: Falcon Compound Sublist: 13-PEST.SUB
Target Version: 4.14 Sample Matrix: SOIL
Processing Host: CANPGCSV23

Concentration Formula: Amt * DF * Vt*Vi/Ws * CpndVariable

Name	Value	Description
DF	1.000	Dilution Factor
Vt	10000.000	Volume of final extract
Vi	1.000	volume injected
Ws	30.020	initial volume of sample
Cpnd Variable		Local Compound Variable

				CONCENTRATIONS ON-COL	FINAL		
RT	EXP RT	DLT RT	RESPONSE	(ng)	(ug/Kg)	TARGET RANGE	RATIO
$ 1 Tetrachloro-m-xylene						CAS #: 877-09-8	
4.604	4.604	0.000	10749540	0.01651	0.1651		
4 alpha-BHC						CAS #: 319-84-6	
5.634	5.635	-0.001	91018072	0.07934	26.43		
5 gamma-BHC (Lindane)						CAS #: 58-89-9	
6.377	6.381	-0.004	78625341	0.07867	26.20		
6 beta-BHC						CAS #: 319-85-7	
6.607	6.610	-0.003	12779385	0.08551	28.48		(M)
7 delta-BHC						CAS #: 319-86-8	
7.364	7.368	-0.004	28483188	0.09001	29.98		(M)
8 Heptachlor						CAS #: 76-44-8	
7.480	7.484	-0.004	22148238	0.07964	26.53		(M)

```
   10 Aldrin                                      CAS #: 309-00-2
8.280    8.283   -0.003        74498411 0.07946    26.47
--------------------------------------------------------------------------------
```

RT	EXP RT	DLT RT	RESPONSE	CONCENTRATIONS ON-COL (ng)	FINAL (ug/Kg)	TARGET RANGE	RATIO
12 Heptachlor epoxide					CAS #: 1024-57-3		
9.562	9.564	-0.002	61821417	0.08227	27.40		
13 gamma-Chlordane					CAS #: 5103-74-2		
9.927	9.930	-0.003	60082721	0.07882	26.26		
14 alpha-Chlordane					CAS #: 5103-71-9		
10.206	10.208	-0.002	57275646	0.08031	26.75		
15 Endosulfan I					CAS #: 959-98-8		
10.276	10.279	-0.003	15328788	0.05586	18.61		
16 4,4'-DDE					CAS #: 72-55-9		
10.587	10.592	-0.005	54788794	0.08439	28.11		
17 Dieldrin					CAS #: 60-57-1		
10.762	10.766	-0.004	26463708	0.08840	29.45		
18 Endrin					CAS #: 72-20-8		
11.258	11.261	-0.003	24781052	0.09227	30.74		
21 4,4'-DDD					CAS #: 72-54-8		
11.537	11.542	-0.005	42764405	0.09397	31.30		
22 Endosulfan II					CAS #: 33213-65-9		
11.608	11.612	-0.004	16118389	0.06761	22.52		
24 4,4'-DDT					CAS #: 50-29-3		
12.011	12.015	-0.004	35717048	0.10558	35.17		
25 Endrin aldehyde					CAS #: 7421-93-4		
12.143	12.147	-0.004	16891981	0.09979	33.24		
26 Endosulfan sulfate					CAS #: 1031-07-8		
12.555	12.559	-0.004	20949937	0.10189	33.94		
27 Methoxychlor					CAS #: 72-43-5		
13.042	13.046	-0.004	10242565	0.13503	44.98		
29 Endrin ketone					CAS #: 53494-70-5		
13.300	13.304	-0.004	20244745	0.09648	32.14		
$ 30 Decachlorobiphenyl					CAS #: 2051-24-3		
15.057	15.062	-0.005	2693060	0.01967	0.1967		

QC Flag Legend

M - Compound response manually integrated.

Data File: \\cansvr11\dd\chem\GCS\a2hp9.i\90415-1.b\90415-1.b\028F2801.D

Date : 15-APR-2009 20:57

Client ID: SCFmw-002-0009-WS

Instrument: a2hp9.i

Sample Info: K9C7W1CW

Volume Injected (uL): 1.0

Operator: 093905

Column phase: clp pesticides II

Column diameter: 0.53

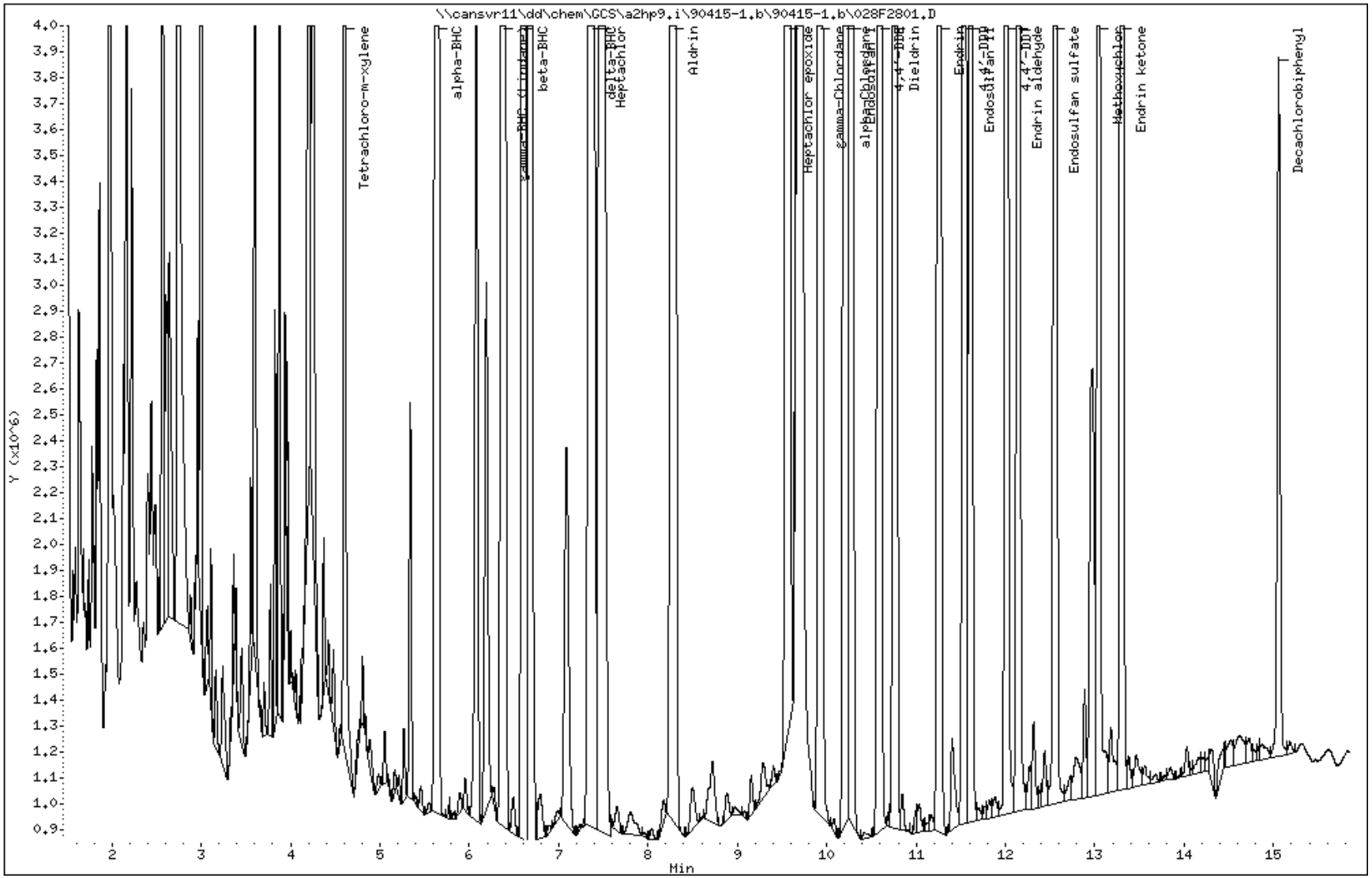

COMPOUNDS and EXP. RT REPORT

Operator: 093905 Date Acquired: 15-APR-2009 20:57
Data File: //cansvr11/dd/chem/GCS/a2hp9.i/90415-1.b/90415-1.b/028F2801.D
Lab Sample ID: K9C7W1CW
Misc. Info: 13-PEST.SUB,SOIL(33.3).SPK
Instrument: a2hp9.i
Method: \\cansvr11\dd\chem\GCS\a2hp9.i\90415-1.b\PEST9.m\PEST9r.m
Dilution Factor: 1

Compound	RT	Area	Amount	Conc
1) Tetrachloro-m-xylene	4.605	10749540	0.017	0.165 ug/Kg
4) alpha-BHC	5.635	91018072	0.079	26.430 ug/Kg
5) gamma-BHC (Lindane)	6.377	78625341	0.079	26.204 ug/Kg
6) beta-BHC	6.607	32008913	0.086	28.486 ug/Kg
7) delta-BHC	7.365	83345344	0.090	29.982 ug/Kg
8) Heptachlor	7.480	71995323	0.080	26.529 ug/Kg
10) Aldrin	8.280	74498411	0.079	26.470 ug/Kg
12) Heptachlor epoxide	9.562	61821417	0.082	27.405 ug/Kg
13) gamma-Chlordane	9.928	60082721	0.079	26.256 ug/Kg
14) alpha-Chlordane	10.206	57275646	0.080	26.752 ug/Kg
15) Endosulfan I	10.276	34351999	0.056	18.606 ug/Kg
16) 4,4'-DDE	10.588	54788794	0.084	28.111 ug/Kg
17) Dieldrin	10.763	56820060	0.088	29.446 ug/Kg
18) Endrin	11.259	51971089	0.092	30.736 ug/Kg
21) 4,4'-DDD	11.537	42764405	0.094	31.301 ug/Kg
22) Endosulfan II	11.609	33309523	0.068	22.523 ug/Kg
24) 4,4'-DDT	12.011	35717048	0.106	35.170 ug/Kg
25) Endrin aldehyde	12.144	33652604	0.100	33.242 ug/Kg
26) Endosulfan sulfate	12.555	40953171	0.102	33.942 ug/Kg
27) Methoxychlor	13.042	20404795	0.135	44.981 ug/Kg
29) Endrin ketone	13.300	38975680	0.096	32.140 ug/Kg
30) Decachlorobiphenyl	15.057	6247012	0.020	0.197 ug/Kg

Data File Name: 028F2801.D
Inj. Date and Time: 15-APR-2009 20:57
Instrument ID: a2hp9.i
Client ID: SCFmw-002-0009-WS
Compound Name: beta-BHC
CAS #: 319-85-7
Report Date: 04/16/2009

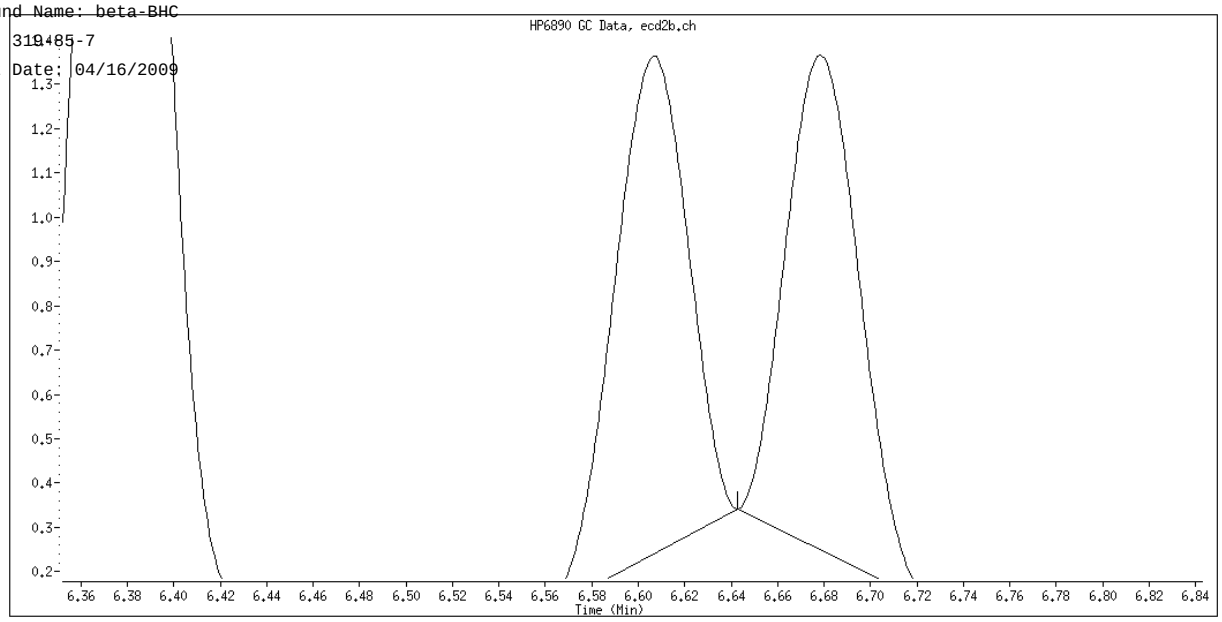

Original Integration

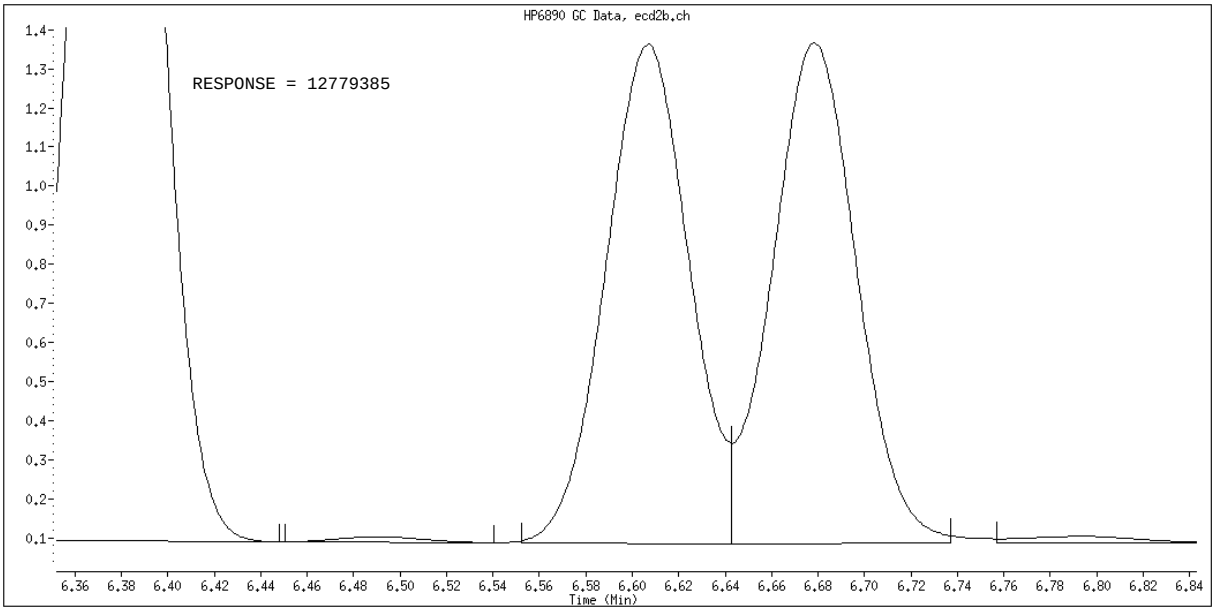

Manual Integration

Manually Integrated By: vandorenc
Manual Integration Reason: Baseline Event

Data File Name: 028F2801.D
Inj. Date and Time: 15-APR-2009 20:57
Instrument ID: a2hp9.i
Client ID: SCFmw-002-0009-WS
Compound Name: delta-BHC
CAS #: 319-86-8
Report Date: 04/16/2009

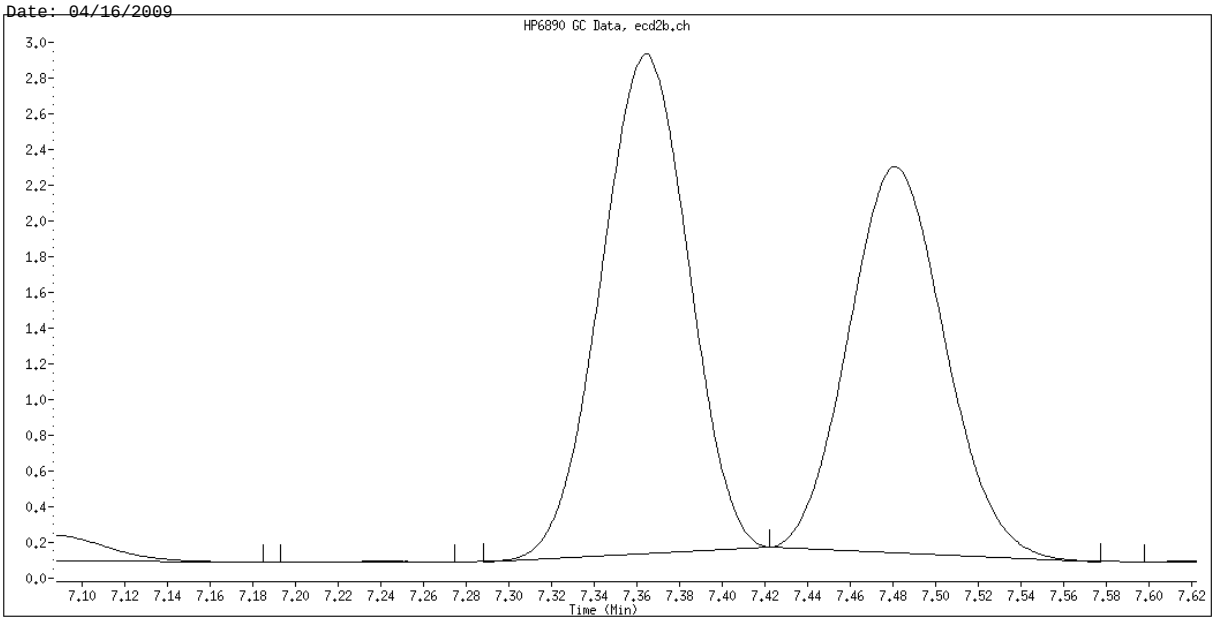

Original Integration

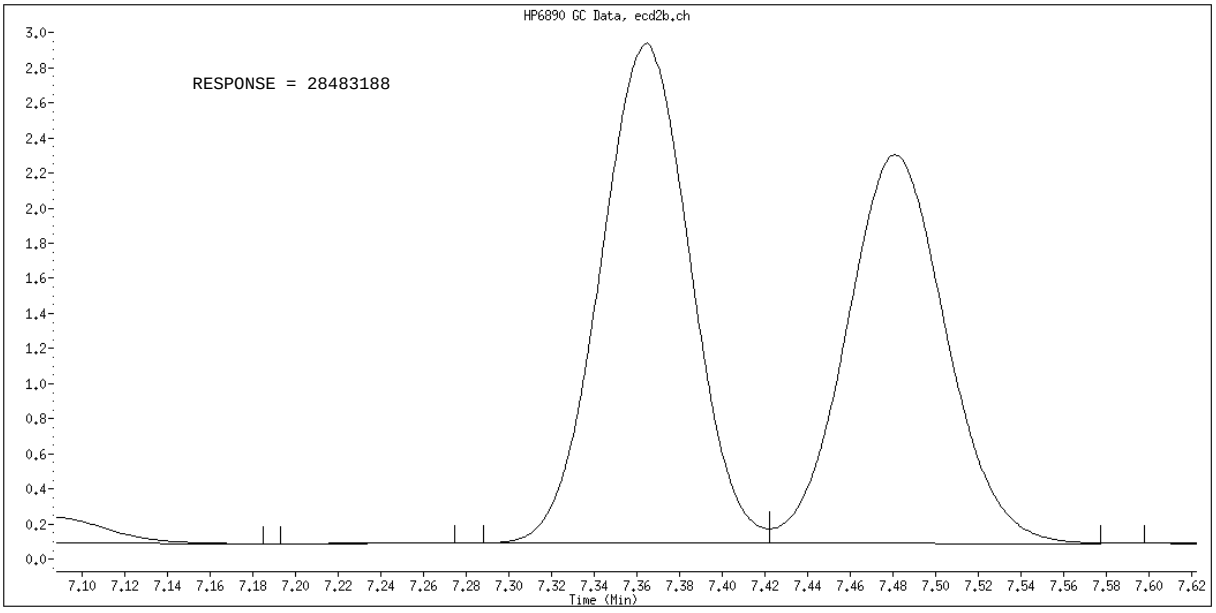

Manual Integration

Manually Integrated By: vandorenc
Manual Integration Reason: Baseline Event

Data File Name: 028F2801.D
Inj. Date and Time: 15-APR-2009 20:57
Instrument ID: a2hp9.i
Client ID: SCFmw-002-0009-WS
Compound Name: Heptachlor
CAS #: 76-44-8
Report Date: 04/16/2009

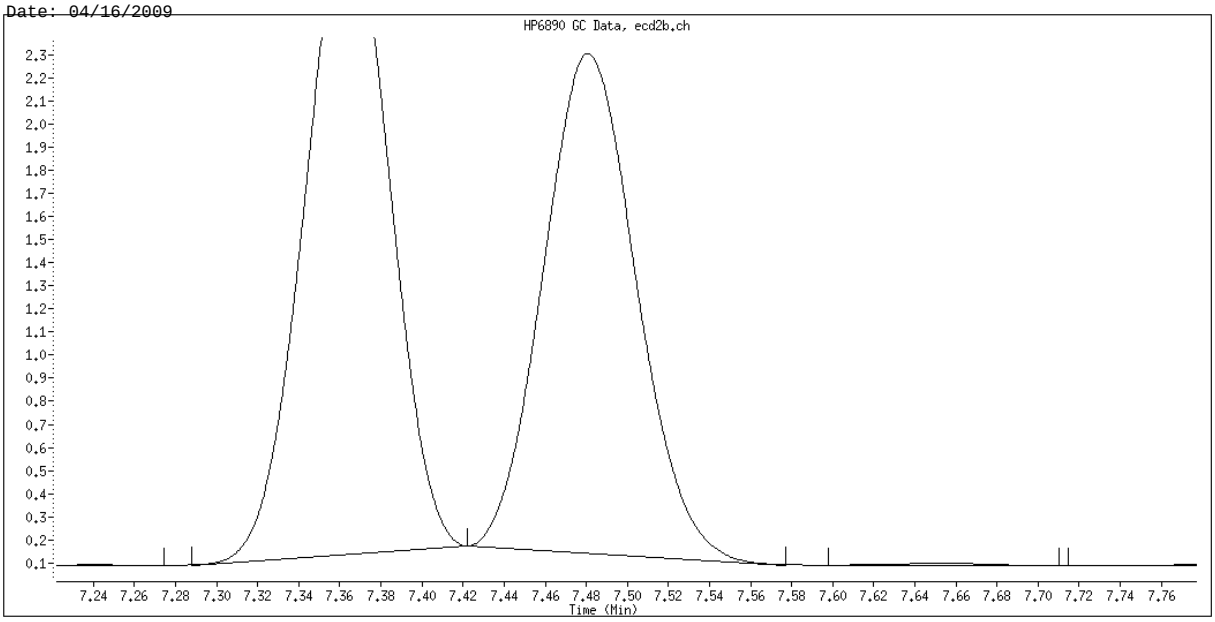

Original Integration

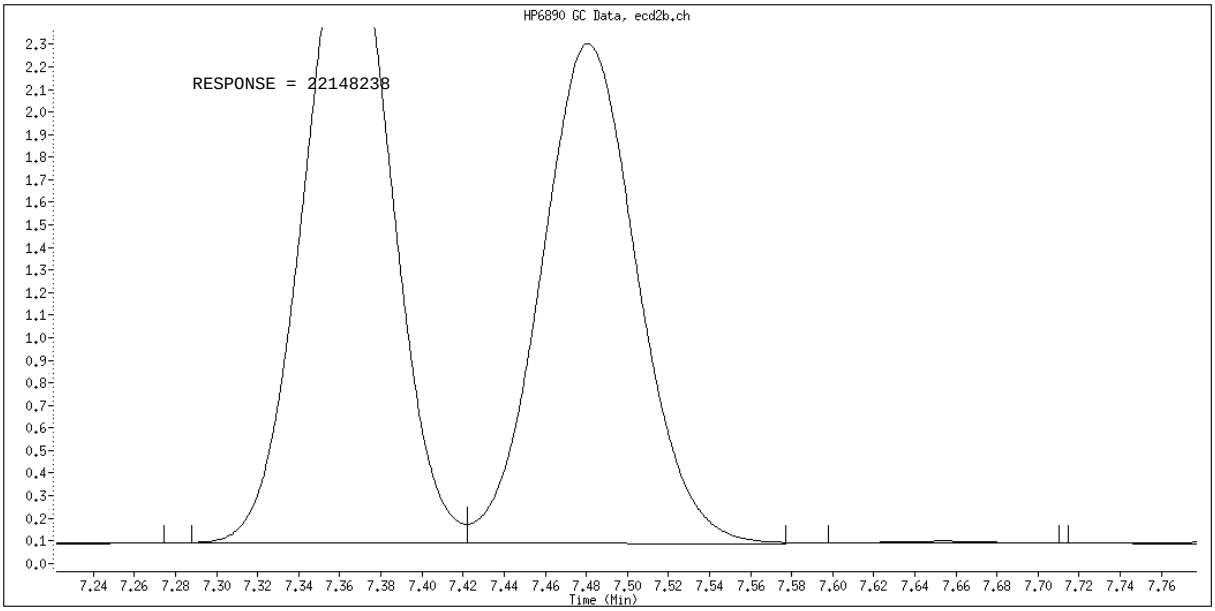

Manual Integration

Manually Integrated By: vandorenc
Manual Integration Reason: Baseline Event

TestAmerica North Canton

PESTICIDES 8081/608

Data file : \\cansvr11\dd\chem\GCS\a2hp9.i\90415-1.b\029F2901.D
Lab Smp Id: K9C7W1CX Client Smp ID: SCFmw-002-0009-WS
Inj Date : 15-APR-2009 21:19
Operator : 093905 Inst ID: a2hp9.i
Smp Info : K9C7W1CX
Misc Info : 13-PEST.SUB,SOIL(33.3).SPK
Comment   :
Method   : \\cansvr11\dd\chem\GCS\a2hp9.i\90415-1.b\PEST9.m
Meth Date : 16-Apr-2009 09:08 vandorenc Quant Type: ESTD
Cal Date : 06-APR-2009 20:44 Cal File: 013F1301.D
Als bottle: 29 QC Sample: MSD
Dil Factor: 1.00000
Integrator: Falcon Compound Sublist: 13-PEST.SUB
Target Version: 4.14 Sample Matrix: SOIL

Concentration Formula: Amt * DF * Vt*Vi/Ws * CpndVariable

Name	Value	Description
DF	1.000	Dilution Factor
Vt	10000.000	Volume of final extract
Vi	1.000	volume injected
Ws	30.000	initial volume of sample
Cpnd Variable		Local Compound Variable

				CONCENTRATIONS ON-COL	FINAL		
RT	EXP RT	DLT RT	RESPONSE	(ng)	(ug/Kg)	TARGET RANGE	RATIO
$ 1 Tetrachloro-m-xylene						CAS #: 877-09-8	
3.792	3.792	0.000	7106861	0.01701	0.1701		
4 alpha-BHC						CAS #: 319-84-6	
4.492	4.493	-0.001	58768024	0.08464	28.21		
5 gamma-BHC (Lindane)						CAS #: 58-89-9	
4.911	4.913	-0.002	54188704	0.08507	28.36		
6 beta-BHC						CAS #: 319-85-7	
5.058	5.060	-0.002	21260708	0.08403	28.01		
7 delta-BHC						CAS #: 319-86-8	
5.305	5.307	-0.002	56403969	0.09212	30.70		
8 Heptachlor						CAS #: 76-44-8	
5.630	5.632	-0.002	52050838	0.09026	30.09		
10 Aldrin						CAS #: 309-00-2	

```
6.157    6.160   -0.003        46138805 0.07546    25.15
--------------------------------------------------------------------------------
```

RT	EXP RT	DLT RT	RESPONSE	CONCENTRATIONS ON-COL (ng)	FINAL (ug/Kg)	TARGET RANGE	RATIO
12 Heptachlor epoxide					CAS #: 1024-57-3		
7.592	7.596	-0.004	46916048	0.08824	29.41		
13 gamma-Chlordane					CAS #: 5103-74-2		
7.899	7.902	-0.003	49044301	0.08862	29.54		
14 alpha-Chlordane					CAS #: 5103-71-9		
8.215	8.218	-0.003	45699972	0.08470	28.23		
15 Endosulfan I					CAS #: 959-98-8		
8.470	8.475	-0.005	26419384	0.05354	17.85		
16 4,4'-DDE					CAS #: 72-55-9		
8.543	8.549	-0.006	44263758	0.08395	27.98		
17 Dieldrin					CAS #: 60-57-1		
8.984	8.986	-0.002	45732062	0.08641	28.80		
18 Endrin					CAS #: 72-20-8		
9.409	9.412	-0.003	44013681	0.09210	30.70		
20 4,4'-DDD					CAS #: 72-54-8		
9.722	9.728	-0.006	35689634	0.09624	32.08		
22 Endosulfan II					CAS #: 33213-65-9		
9.829	9.833	-0.004	28281133	0.06229	20.76		
23 4,4'-DDT					CAS #: 50-29-3		
10.213	10.217	-0.004	32470452	0.10570	35.23		
25 Endrin aldehyde					CAS #: 7421-93-4		
10.581	10.585	-0.004	27848159	0.08485	28.28		
27 Methoxychlor					CAS #: 72-43-5		
11.109	11.114	-0.005	7552005	0.12538	41.79		
28 Endosulfan sulfate					CAS #: 1031-07-8		
11.280	11.284	-0.004	36203654	0.09638	32.13		
29 Endrin ketone					CAS #: 53494-70-5		
11.674	11.678	-0.004	36805300	0.09539	31.80		
$ 30 Decachlorobiphenyl					CAS #: 2051-24-3		
13.230	13.234	-0.004	6512129	0.02014	0.2014		(M)

QC Flag Legend

M - Compound response manually integrated.

Data File: \\cansvr11\dd\chem\GCS\a2hp9.i\90415-1.b\029F2901.D

Date : 15-APR-2009 21:19

Client ID: SCFmw-002-0009-WS

Instrument: a2hp9.i

Sample Info: K9C7W1CX

Volume Injected (uL): 1.0

Operator: 093905

Column phase: clp pesticides I

Column diameter: 0.53

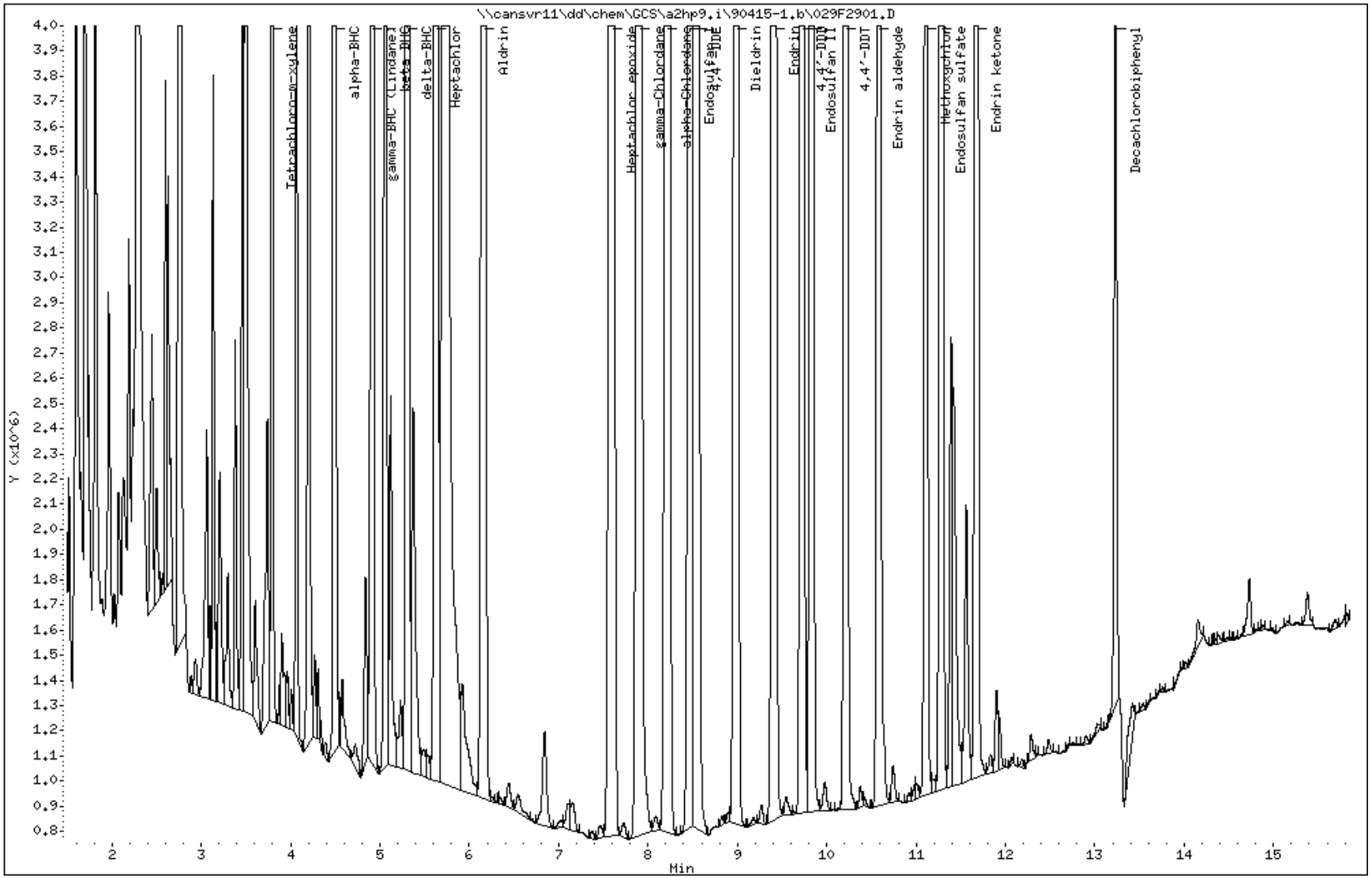

COMPOUNDS and EXP. RT REPORT

Operator: 093905 Date Acquired: 15-APR-2009 21:19
Data File: //cansvr11/dd/chem/GCS/a2hp9.i/90415-1.b/029F2901.D
Lab Sample ID: K9C7W1CX
Misc. Info: 13-PEST.SUB,SOIL(33.3).SPK
Instrument: a2hp9.i
Method: \\cansvr11\dd\chem\GCS\a2hp9.i\90415-1.b\PEST9.m
Dilution Factor: 1

Compound	RT	Area	Amount	Conc
1) Tetrachloro-m-xylene	3.793	7106861	0.017	0.170 ug/Kg
4) alpha-BHC	4.493	58768024	0.085	28.214 ug/Kg
5) gamma-BHC (Lindane)	4.912	54188704	0.085	28.357 ug/Kg
6) beta-BHC	5.058	21260708	0.084	28.010 ug/Kg
7) delta-BHC	5.305	56403969	0.092	30.706 ug/Kg
8) Heptachlor	5.630	52050838	0.090	30.086 ug/Kg
10) Aldrin	6.158	46138805	0.075	25.154 ug/Kg
12) Heptachlor epoxide	7.593	46916048	0.088	29.414 ug/Kg
13) gamma-Chlordane	7.899	49044301	0.089	29.541 ug/Kg
14) alpha-Chlordane	8.215	45699972	0.085	28.233 ug/Kg
15) Endosulfan I	8.471	26419384	0.054	17.846 ug/Kg
16) 4,4'-DDE	8.543	44263758	0.084	27.985 ug/Kg
17) Dieldrin	8.984	45732062	0.086	28.803 ug/Kg
18) Endrin	9.409	44013681	0.092	30.700 ug/Kg
20) 4,4'-DDD	9.723	35689634	0.096	32.081 ug/Kg
22) Endosulfan II	9.829	28281133	0.062	20.762 ug/Kg
23) 4,4'-DDT	10.213	32470452	0.106	35.234 ug/Kg
25) Endrin aldehyde	10.582	27848159	0.085	28.285 ug/Kg
27) Methoxychlor	11.109	16062637	0.125	41.793 ug/Kg
28) Endosulfan sulfate	11.281	36203654	0.096	32.127 ug/Kg
29) Endrin ketone	11.674	36805300	0.095	31.797 ug/Kg
30) Decachlorobiphenyl	13.230	6512129	0.020	0.201 ug/Kg

Data File Name: 029F2901.D
Inj. Date and Time: 15-APR-2009 21:19
Instrument ID: a2hp9.i
Client ID: SCFmw-002-0009-WS
Compound Name: Decachlorobiphenyl
CAS #: 2051-24-3
Report Date: 04/16/2009

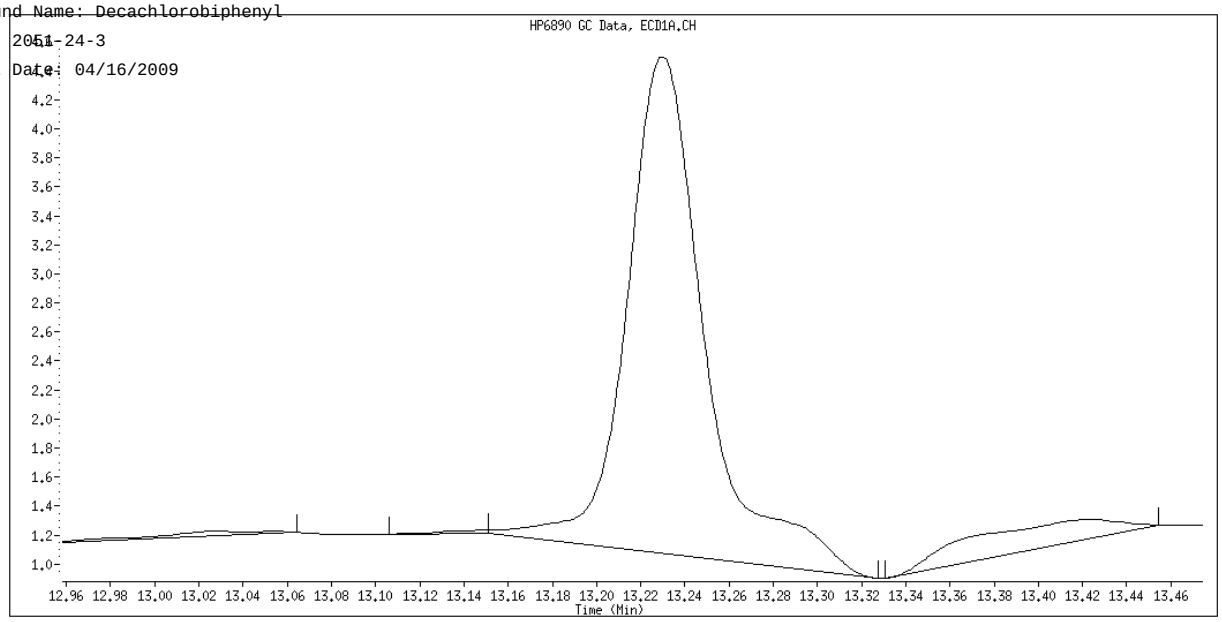

Original Integration

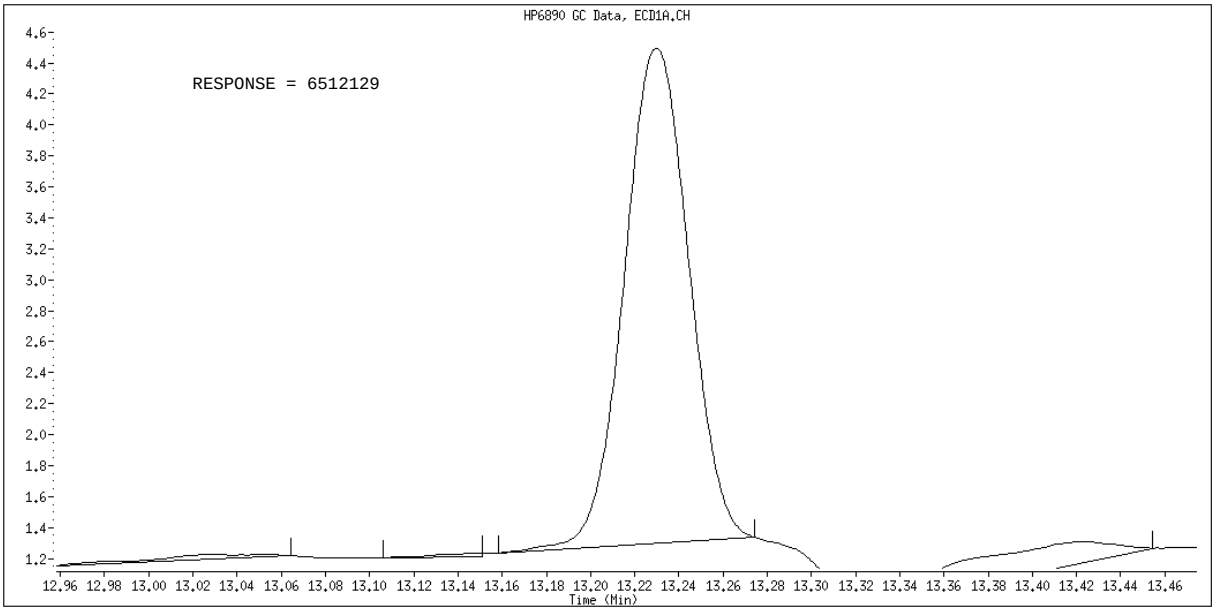

Manual Integration

Manually Integrated By: vandorenc
Manual Integration Reason: Baseline Event

TestAmerica North Canton

PESTICIDES 8081/608

Data file : \\cansvr11\dd\chem\GCS\a2hp9.i\90415-1.b\90415-1.b\029F2901.D
Lab Smp Id: K9C7W1CX Client Smp ID: SCFmw-002-0009-WS
Inj Date : 15-APR-2009 21:19
Operator : 093905 Inst ID: a2hp9.i
Smp Info : K9C7W1CX
Misc Info : 13-PEST.SUB,SOIL(33.3).SPK
Comment :
Method : \\cansvr11\dd\chem\GCS\a2hp9.i\90415-1.b\PEST9.m\PEST9r.m
Meth Date : 16-Apr-2009 09:08 vandorenc Quant Type: ESTD
Cal Date : 06-APR-2009 19:15 Cal File: 009F0901.D
Als bottle: 29 QC Sample: MSD
Dil Factor: 1.00000
Integrator: Falcon Compound Sublist: 13-PEST.SUB
Target Version: 4.14 Sample Matrix: SOIL
Processing Host: CANPGCSV23

Concentration Formula: Amt * DF * Vt*Vi/Ws * CpndVariable

Name	Value	Description
DF	1.000	Dilution Factor
Vt	10000.000	Volume of final extract
Vi	1.000	volume injected
Ws	30.000	initial volume of sample
Cpnd Variable		Local Compound Variable

RT	EXP RT	DLT RT	RESPONSE	CONCENTRATIONS ON-COL (ng)	FINAL (ug/Kg)	TARGET RANGE	RATIO
$ 1 Tetrachloro-m-xylene						CAS #: 877-09-8	
4.604	4.604	0.000	10591483	0.01626	0.1626		
4 alpha-BHC						CAS #: 319-84-6	
5.634	5.635	-0.001	92375733	0.08053	26.84		
5 gamma-BHC (Lindane)						CAS #: 58-89-9	
6.377	6.381	-0.004	82690399	0.08273	27.58		
6 beta-BHC						CAS #: 319-85-7	
6.605	6.610	-0.005	12527885	0.08383	27.94		
7 delta-BHC						CAS #: 319-86-8	
7.363	7.368	-0.005	28367434	0.08964	29.88		
8 Heptachlor						CAS #: 76-44-8	
7.480	7.484	-0.004	22364386	0.08042	26.80		

```
   10 Aldrin                                      CAS #: 309-00-2
8.280    8.283   -0.003        75360592 0.08038    26.79
--------------------------------------------------------------------------------
```

RT	EXP RT	DLT RT	RESPONSE	CONCENTRATIONS ON-COL (ng)	CONCENTRATIONS FINAL (ug/Kg)	TARGET RANGE	RATIO
12 Heptachlor epoxide					CAS #: 1024-57-3		
9.560	9.564	-0.004	63657704	0.08471	28.24		
13 gamma-Chlordane					CAS #: 5103-74-2		
9.927	9.930	-0.003	60107249	0.07885	26.28		
14 alpha-Chlordane					CAS #: 5103-71-9		
10.205	10.208	-0.003	57075747	0.08003	26.68		
15 Endosulfan I					CAS #: 959-98-8		
10.275	10.279	-0.004	15024860	0.05475	18.25		
16 4,4'-DDE					CAS #: 72-55-9		
10.588	10.592	-0.004	53902896	0.08303	27.68		
17 Dieldrin					CAS #: 60-57-1		
10.762	10.766	-0.004	26340184	0.08799	29.33		
18 Endrin					CAS #: 72-20-8		
11.257	11.261	-0.004	24442208	0.09101	30.34		
21 4,4'-DDD					CAS #: 72-54-8		
11.536	11.542	-0.006	42123230	0.09256	30.85		
22 Endosulfan II					CAS #: 33213-65-9		
11.608	11.612	-0.004	16092639	0.06751	22.50		
24 4,4'-DDT					CAS #: 50-29-3		
12.010	12.015	-0.005	35226542	0.10413	34.71		
25 Endrin aldehyde					CAS #: 7421-93-4		
12.143	12.147	-0.004	16531389	0.09766	32.55		
26 Endosulfan sulfate					CAS #: 1031-07-8		
12.555	12.559	-0.004	20534356	0.09987	33.29		
27 Methoxychlor					CAS #: 72-43-5		
13.040	13.046	-0.006	9356955	0.12336	41.12		
29 Endrin ketone					CAS #: 53494-70-5		
13.300	13.304	-0.004	20413095	0.09729	32.43		
$ 30 Decachlorobiphenyl					CAS #: 2051-24-3		
15.055	15.062	-0.007	2768163	0.02022	0.2022		

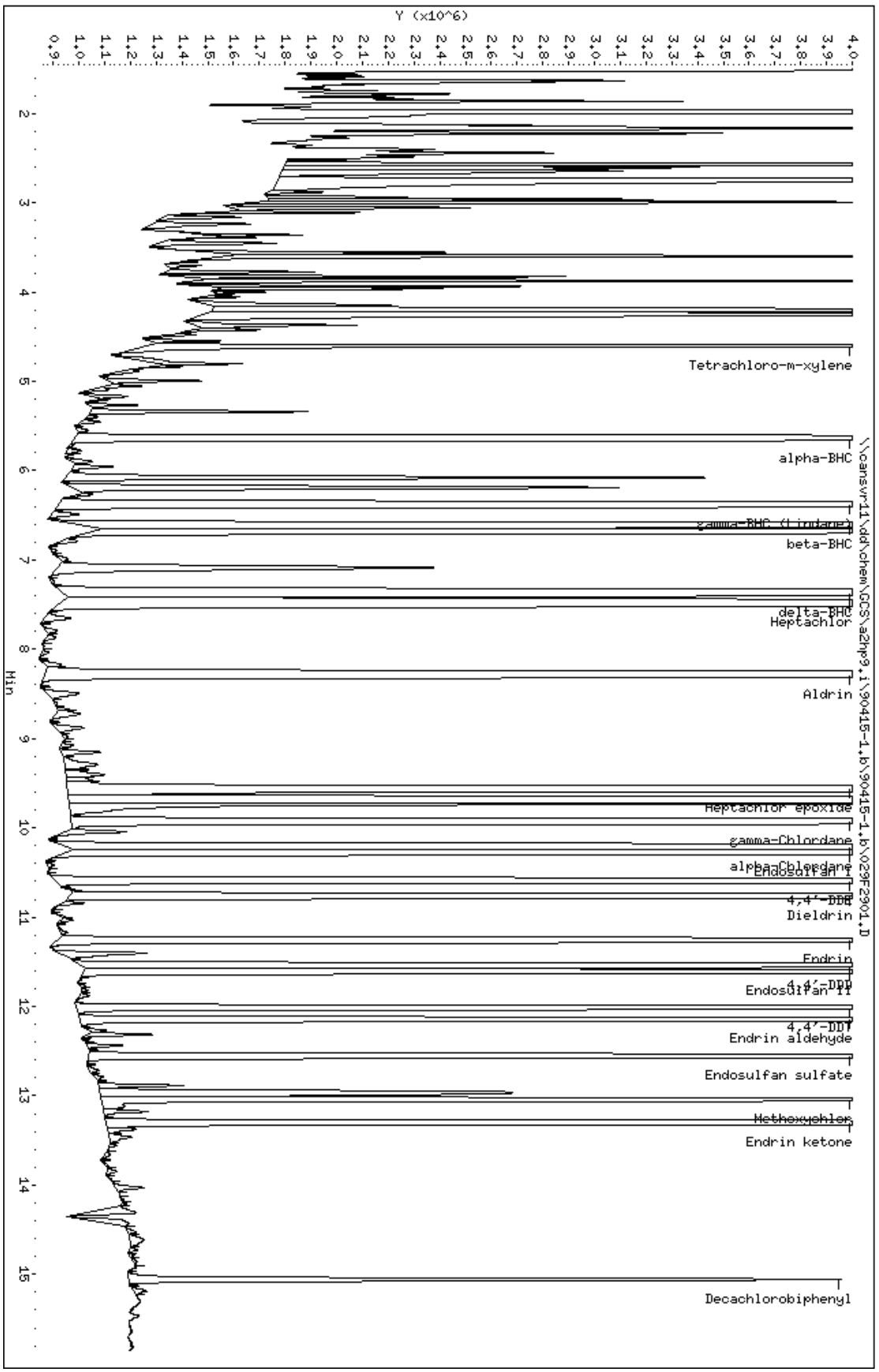

Data File: \\cansvr11\dd\chem\GCS\a2hp9.i\90415-1.b\90415-1.b\029F2901.D
Date : 15-APR-2009 21:19
Client ID: SCFmw-002-0009-WS
Sample Info: K9C7W1CX
Volume Injected (uL): 1.0
Column phase: clp pesticides II

Instrument: a2hp9.i
Operator: 093905
Column diameter: 0.53

\\cansvr11\dd\chem\GCS\a2hp9.i\90415-1.b\90415-1.b\029F2901.D

COMPOUNDS and EXP. RT REPORT

Operator: 093905 Date Acquired: 15-APR-2009 21:19
Data File: //cansvr11/dd/chem/GCS/a2hp9.i/90415-1.b/90415-1.b/029F2901.D
Lab Sample ID: K9C7W1CX
Misc. Info: 13-PEST.SUB,SOIL(33.3).SPK
Instrument: a2hp9.i
Method: \\cansvr11\dd\chem\GCS\a2hp9.i\90415-1.b\PEST9.m\PEST9r.m
Dilution Factor: 1

Compound	RT	Area	Amount	Conc
1) Tetrachloro-m-xylene	4.604	10591483	0.016	0.163 ug/Kg
4) alpha-BHC	5.634	92375733	0.081	26.842 ug/Kg
5) gamma-BHC (Lindane)	6.378	82690399	0.083	27.578 ug/Kg
6) beta-BHC	6.606	31330590	0.084	27.944 ug/Kg
7) delta-BHC	7.363	83393263	0.090	29.880 ug/Kg
8) Heptachlor	7.480	71110683	0.080	26.806 ug/Kg
10) Aldrin	8.280	75360592	0.080	26.794 ug/Kg
12) Heptachlor epoxide	9.561	63657704	0.085	28.237 ug/Kg
13) gamma-Chlordane	9.928	60107249	0.079	26.284 ug/Kg
14) alpha-Chlordane	10.206	57075747	0.080	26.677 ug/Kg
15) Endosulfan I	10.276	34068584	0.055	18.250 ug/Kg
16) 4,4'-DDE	10.588	53902896	0.083	27.675 ug/Kg
17) Dieldrin	10.763	56075581	0.088	29.328 ug/Kg
18) Endrin	11.258	51250185	0.091	30.335 ug/Kg
21) 4,4'-DDD	11.537	42123230	0.093	30.852 ug/Kg
22) Endosulfan II	11.608	32579207	0.068	22.502 ug/Kg
24) 4,4'-DDT	12.011	35226542	0.104	34.710 ug/Kg
25) Endrin aldehyde	12.143	32531678	0.098	32.554 ug/Kg
26) Endosulfan sulfate	12.555	39953551	0.100	33.291 ug/Kg
27) Methoxychlor	13.041	18334494	0.123	41.119 ug/Kg
29) Endrin ketone	13.300	39237014	0.097	32.429 ug/Kg
30) Decachlorobiphenyl	15.056	6240876	0.020	0.202 ug/Kg

TestAmerica
THE LEADER IN ENVIRONMENTAL TESTING

MISCELLANEOUS DATA

Sequence: C:\HPCHEM\2\SEQUENCE\90405.S

Sequence Parameters:

Operator:	093905
Data File Naming:	Auto
Data Directory:	C:\HPCHEM\2\DATA\
Data Subdirectory:	90405
Part of Methods to run:	According to Runtime Checklist
Barcode Reader:	not used
Shutdown Cmd/Macro:	none

Sequence Comment:
AB G002-G007
AB3 G004
TECHLOR G025
TOXAPHENE F167
APPIX G073-G078
CHDIAL G035-G039
MIREX G070
PEM G087
METHOD 608/8081A

Sequence Table (Front Injector):

Quantification Part:

Line	Location	SampleName	SampleAmount	ISTDAmt	Multiplier	Dilution
1	Vial 1	HEX Lot G42E34				
2	Vial 2	PEM G087				
3	Vial 3	TOX1 F167,,1,1				
4	Vial 4	TOX2 F167,,1,2				
5	Vial 5	TOX3 F167,,1,3				
6	Vial 6	TOX4 F167,,1,4				
7	Vial 7	TOX5 F167,,1,5				
8	Vial 8	TC1 G025,,1,1				
9	Vial 9	TC2 G025,,1,2				
10	Vial 10	TC3 G025,,1,3				
11	Vial 11	TC4 G025,,1,4				
12	Vial 12	TC5 G025,,1,5				
13	Vial 13	AB1 G002,,1,1				
14	Vial 14	AB2 G003,,1,2				
15	Vial 15	AB3 G004,,1,3				
16	Vial 16	AB4 G005,,1,4				
17	Vial 17	AB5 G006,,1,5				
18	Vial 18	AB6 G007,,1,6				
19	Vial 19	ICV				
20	Vial 20	PEM G087				
21	Vial 21	2 ML AB 1 MDL				
22	Vial 22	2 ML AB 3 MDL				
23	Vial 23	2 ML TOX MDL				
24	Vial 24	2 ML TC MDL				
25	Vial 25	2M MDL BLK				
26	Vial 26	5 ML AB 1 MDL				
27	Vial 27	5 ML AB 3 MDL				
28	Vial 28	5 ML TOX MDL				
29	Vial 29	5 ML TC MDL				
30	Vial 30	5 ML MDL BLK				

Pass F/R

I cal pass F/R

I cal pass F/R

I cal pass F 608(d-BHC, DDD)+8081/I cal pass R 8081

Pass F/R

fail F/Pass R

R/R-RL

Sequence: C:\HPCHEM\2\SEQUENCE\90405.S

Line	Location	SampleName	SampleAmount	ISTDAmt	Multiplier	Dilution
31	Vial 31	SOLID 1 AB MDL				
32	Vial 32	SOLID 2 AB MDL				
33	Vial 33	SOLID 3 AB MDL				
34	Vial 34	SOLID TOX MDL				
35	Vial 35	SOLID TC MDL				
36	Vial 36	SOLID MDL BLK				
37	Vial 37	TOX 3 F167,,2 Pass F/R				
38	Vial 38	TC3 G025,,2 Pass F/R				
39	Vial 39	AB3 G004,,2 Pass F/R				
40	Vial 40	MRL Pass F/R				
41	Vial 41	K88431AE				
42	Vial 42	K9CH61AA				
43	Vial 43	K9CH61AC,5 front confirmation only				
44	Vial 44	K9CH61AD,5				
45	Vial 45	TOX3 F167,,2 Pass F/R				
46	Vial 46	TC3 G025,,2 Pass F/R				
47	Vial 47	PEM G087 Pass F/R				
48	Vial 48	AB3 G004,,2 Pass F/R				
49	Vial 49	MRL Pass F/R				

Sequence Table (Back Injector):

No entries - empty table!

Sequence Output Parameters:

Print Sequence Summary Report (SSR):	No
Dest of individual reports for each run:	as specified in Method

Sequence Summary Parameters:

One page header:	No
Print Configuration:	No
Print Sequence:	No
Print Logbook:	No
Print Method(s):	No
Print Analysis reports:	No
Print Statistics for Calib. runs:	No
Print Statistics for Sample runs:	No
Summary style:	Sample Summary

Sequence Parameters:

Operator:	093905
Data File Naming:	Auto
Data Directory:	C:\HPCHEM\2\DATA\
Data Subdirectory:	90406
Part of Methods to run:	According to Runtime Checklist
Barcode Reader:	not used
Shutdown Cmd/Macro:	none

Sequence Comment:
AB G002-G007
AB3 G004
TECHLOR G025
TOXAPHENE F167
APPIX G073-G078
CHDIAL G035-G039
MIREX G070
PEM G087
METHOD 608/8081A

Sequence Table (Front Injector):

Quantification Part:

Line	Location	SampleName	SampleAmount	ISTDAmt	Multiplier	Dilution
1	Vial 1	HEX Lot G42E34				
2	Vial 2	PEM G087				
3	Vial 3	CD1 G035,,1,1				
4	Vial 4	CD2 G036,,1,2				
5	Vial 5	CD3 G037,,1,3				
6	Vial 6	CD4 G038,,1,4				
7	Vial 7	CD5 G039,,1,5				
8	Vial 8	AP9 G073,,1,1				
9	Vial 9	AP9 G074,,1,2				
10	Vial 10	AP9 G075,,1,3				
11	Vial 11	AP9 G076,,1,4				
12	Vial 12	AP9 G077,,1,5				
13	Vial 13	AP9 G078,,1,6				
14	Vial 14	TOX3 F167,,2				
15	Vial 15	TC3 G025,,2				
16	Vial 16	AB3 G004,,2				
17	Vial 17	K87G11AA				
18	Vial 18	K87G51AA				
19	Vial 19	K87G81AL				
20	Vial 20	K87HL1AX				
21	Vial 21	K87HP1AX				
22	Vial 22	K87HT1AX				
23	Vial 23	K87HV1AX				
24	Vial 24	K87HX1A5				
25	Vial 25	K87H01AX				
26	Vial 26	K87WX1AA				
27	Vial 27	PEM G087				
28	Vial 28	AB3 G004,,2				
29	Vial 29	K87H31AX				
30	Vial 30	K87H51AX				

Pass F/R
Ical pass F/R
Ical pass F/R
Pass F/R
Pass F/R
Pass F/R
Pass F/R
Pass F/R
R/R-RL

Sequence: C:\HPCHEM\1\SEQUENCE\093905.S

Line	Location	SampleName	SampleAmount	ISTDAmt	Multiplier	Dilution
31	Vial 31	K87H71AX				
32	Vial 32	K87H81A5				
33	Vial 33	K87JA1AX				
34	Vial 34	K87JC1AX				
35	Vial 35	K87JG1C7				
36	Vial 36	K87JG1C8,2				
37	Vial 37	K87JG1C9,2				
38	Vial 38	K87WX1AC,2				
39	Vial 39	TOX3 F167,,2 Pass F/R				
40	Vial 40	TC3 G025,,2 Pass F/R				
41	Vial 41	PEM F167 Pass F/R				
42	Vial 42	AB3 G004,,2 Pass F/R				
43	Vial 43	CD3 G037,,2 Pass F/Pass R avg (Chlorobenzilate ↑)				
44	Vial 44	AP9 G075,,2 Pass F/Pass R avg (Kepone ↓)				
45		K88D1AO				
46		K88FJ1AA				
47		K88FL1AA				

4.7.09 CVD

Sequence Table (Back Injector):

No entries - empty table!

Sequence Output Parameters:

Print Sequence Summary Report (SSR):	No
Dest of individual reports for each run:	as specified in Method

Sequence Summary Parameters:

One page header:	No
Print Configuration:	No
Print Sequence:	No
Print Logbook:	No
Print Method(s):	No
Print Analysis reports:	No
Print Statistics for Calib. runs:	No
Print Statistics for Sample runs:	No
Summary style:	Sample Summary

Sequence: C:\HPCHEM\2\SEQUENCE\090405

Sequence Parameters:

Operator:	093905
Data File Naming:	Auto
Data Directory:	C:\HPCHEM\2\DATA\
Data Subdirectory:	90406
Part of Methods to run:	According to Runtime Checklist
Barcode Reader:	not used
Shutdown Cmd/Macro:	none

Sequence Comment:
AB G002-G007
AB3 G004
TECHLOR G025
TOXAPHENE F167
APPIX G073-G078
CHDIAL G035-G039
MIREX G070
PEM G087
METHOD 608/8081A

Sequence Table (Front Injector):

Quantification Part:

Line	Location	SampleName	SampleAmount	ISTDAmt	Multiplier	Dilution
	-48	K88FL1C5,2				
1	Vial 49	K88FL1C6,2				
2	Vial 50	K88F01AA				
3	Vial 51	K88F21AA				
4	Vial 52	K880X1AL				
5	Vial 53	K881E1AX				
6	Vial 54	K881F1AX				
7	Vial 55	K881H1AX				
8	Vial 56	K881J1AX				
9	Vial 57	K89311AA				
10	Vial 58	K89311AC,2				
11	Vial 59	AB3 G004,,2				
12	Vial 60	MRL				
13	Vial 61	K885D1A1				
14	Vial 62	K885G1AC				
15	Vial 63	K885H1AC				
16	Vial 64	K885J1AC				
17	Vial 65	K885K1AC				
18	Vial 66	K89321AA				
19	Vial 67	K89321AC,2				
20	Vial 68	~~K8D271AC,2~~				
21	Vial 69	PEM G087				
22	Vial 70	AB3 G004,,2				
23	Vial 71	K9C7R1CF				
24	Vial 72	K9C7W1CF				
25	Vial 73	K9C711CF				
26	Vial 74	K9C721CF				
27	Vial 75	K9C731CF				
28	Vial 76	K9C761CF				
29	Vial 77	K9C771CF				
30	Vial 78	K9FVM1AA				

4-7-09 CVD

Pass F/R

Pass F/R

4.9.09 CVD

~~PCB~~ D K8D271AC,2 ~~PCB~~ surr ✓

Pass F/R

Pass F/R

North Canton

Sequence: C:\MICHELLE\DEQ0ENGB\9039[illegible]

Line	Location	SampleName	SampleAmount	ISTDAmt	Multiplier	Dilution
24	Vial 72	K9C7W1CF				
25	Vial 73	K9C711CF				
26	Vial 74	K9C721CF				
27	Vial 75	K9C731CF				
28	Vial 76	K9C761CF				
29	Vial 77	K9C771CF				
30	Vial 78	K9FVM1AA				
31	Vial 79	K9FVM1AC,5				
32	Vial 80	K9FVM1AD,5				
33	Vial 81	AB3 G004,,2				
34	Vial 82	K9C691CP				
35	Vial 83	K9C7F1CP				
36	Vial 84	K9C7J1CP				
37	Vial 85	K9FVL1AA				
38	Vial 86	K9FVL1AC,5				
39	Vial 87	K9FVL1AD,5				
40	Vial 88	AB3 G004,,2				
41	Vial 89	K9C691AD				
42	Vial 90	K9C7F1AD				
43	Vial 91	K9C7J1AD				
44	Vial 92	K9D231AA				
45	Vial 93	K9D231AC,2				
46	Vial 94	K9D231AD,2				
47	Vial 95	TOX 3 F167,,2				
48	Vial 96	TC3 G025,,2				
49	Vial 97	AB3 G004,,2				
50	Vial 98	MRL				
51	Vial 99	CD3 G037,,2				
52	Vial 100	AP9 G075,,2				

Sequence Table (Back Injector):

No entries - empty table!

Sequence Output Parameters:

Print Sequence Summary Report (SSR):	No
Dest of individual reports for each run:	as specified in Method

Sequence Summary Parameters:

One page header:	No
Print Configuration:	No
Print Sequence:	No
Print Logbook:	No
Print Method(s):	No
Print Analysis reports:	No
Print Statistics for Calib. runs:	No
Print Statistics for Sample runs:	No
Summary style:	Sample Summary

Sequence: C:\HPCHEM\2\SEQUENCE\904141C.S

Sequence Parameters:

Operator:	093905
Data File Naming:	Auto
Data Directory:	C:\HPCHEM\2\DATA\
Data Subdirectory:	90414IC
Part of Methods to run:	According to Runtime Checklist
Barcode Reader:	not used
Shutdown Cmd/Macro:	none

Sequence Comment:
AB G002-G007
AB3 G004
TECHLOR G025
TOXAPHENE F167
APPIX G073-G078
CHDIAL G035-G039
MIREX G070
PEM G087
METHOD 608/8081A

Sequence Table (Front Injector):

Quantification Part:

Line	Location	SampleName	SampleAmount	ISTDAmt	Multiplier	Dilution
1	Vial 1	HEX Lot G42E34				
2	Vial 2	PEM G087				
3	Vial 3	TOX1 G098,,1,1				
4	Vial 4	TOX2 G098,,1,2				
5	Vial 5	TOX3 G098,,1,3				
6	Vial 6	TOX4 G098,,1,4				
7	Vial 7	TOX5 G098,,1,5				
8	Vial 8	TC1 G025,,1,1				
9	Vial 9	TC2 G025,,1,2				
10	Vial 10	TC3 G025,,1,3				
11	Vial 11	TC4 G025,,1,4				
12	Vial 12	TC5 G025,,1,5				
13	Vial 13	AB1 G002,,1,1				
14	Vial 14	AB2 G003,,1,2				
15	Vial 15	AB3 G004,,1,3				
16	Vial 16	AB4 G005,,1,4				
17	Vial 17	AB5 G006,,1,5				
18	Vial 18	AB6 G007,,1,6				
19	Vial 19	ICV				
20	Vial 20	MRL				
21	Vial 21	K9N3C1AP				
22	Vial 22	2ML H20 MDL				
23	Vial 23	2ML H20 MDL BLK				
24	Vial 24	K860P2AD				
25	Vial 25	MATRIX RINS3				
26	Vial 26	K9TJD1AD				
27	Vial 27	K9TJD1AC				
28	Vial 28	K9TJD1AA				
29	Vial 29	PEM G087				
30	Vial 30	AB3 G004,,2				

Pass F/R

Ical pass f/

Ical pass f/

Ical pass F 608+8081/

Fail F/R

Pass F/R

Rerun

Sequence used for Ical only

Icv on 90415 sequence vial 3

√√

Sequence: C:\HPCHEM\2\SEQUENCE\90415.S

Sequence Parameters:

Operator:	093905
Data File Naming:	Auto
Data Directory:	C:\HPCHEM\2\DATA\
Data Subdirectory:	90415
Part of Methods to run:	According to Runtime Checklist
Barcode Reader:	not used
Shutdown Cmd/Macro:	none

Sequence Comment:
AB G002-G007
AB3 G004
TECHLOR G025
TOXAPHENE F167
APPIX G073-G078
CHDIAL G035-G039
MIREX G070
PEM G087
METHOD 608/8081A

Sequence Table (Front Injector):

Quantification Part:

Line	Location	SampleName	SampleAmount	ISTDAmt	Multiplier	Dilution
1	Vial 1	HEX Lot G42E34				
2	Vial 2	PEM G087 Pass F/R				
3	Vial 3	ICV Pass F/R				
4	Vial 4	TOX3 G098,,2 Pass F/R				
5	Vial 5	TC3 G025,,2 Pass F/R				
6	Vial 6	AB3 G004,,2 Pass F/R				
7	Vial 7	MRL Pass F/R				
8	Vial 8	K9N3C1AP				
9	Vial 9	2ML H20 MDL				
10	Vial 10	2ML H20 MDL BLK				
11	Vial 11	K860P2AD				
12	Vial 12	MATRIX RINSE				
13	Vial 13	K9TJD1AD				
14	Vial 14	K9TJD1AC				
15	Vial 15	K9TJD1AA				
16	Vial 16	AB3 G004,,2 Pass F/R				
17	Vial 17	K9C692AD				
18	Vial 18	K9C7F2AD				
19	Vial 19	K9C752AD				
20	Vial 20	K9XJ71AA				
21	Vial 21	K9XJ71AC,2				
22	Vial 22	K9XJ71AD,2				
23	Vial 23	PEM G087 Pass F/R				
24	Vial 24	AB3 G004,,2 Pass F/R				
25	Vial 25	MRL Pass F/R				
26	Vial 26	K9C7R1AE				
27	Vial 27	K9C7W1AQ				
28	Vial 28	K9C7W1CW				
29	Vial 29	K9C7W1CX				
30	Vial 30	K9C711AQ				

Sequence: C:\HPCHEM\2\SEQUENCE\90415.S

Line	Location	SampleName	SampleAmount	ISTDAmt	Multiplier	Dilution
31	Vial 31	K9C721AQ				
32	Vial 32	MATRIX RINSE				
33	Vial 33	AB3 G004,,2 Pass F/R				
34	Vial 34	K9C731A3				
35	Vial 35	K9C761A3				
36	Vial 36	K9C771A3				
37	Vial 37	MATRIX RINSE				
38	Vial 38	K9D291AA				
39	Vial 39	K9D291AC				
40	Vial 40	TOX3 G098,,2 Pass F/ Fail R ↓				
41	Vial 41	TC3 G025,,2 Pass F/ ~~Pass~~ Fail R ↓				
42	Vial 42	PEM G087 Pass F/R				
43	Vial 43	AB3 G004,,2 Pass F/R				
44	Vial 44	MRL Pass F/R				
45	Vial 45	K9NKJ1AC				
46	Vial 46	K9NKL1AC,10				
47	Vial 47	K9NKM1AC				
48	Vial 48	K9NKP1AC				
49	Vial 49	K9NKQ1AC				
50	Vial 50	K9NKR1AC				
51	Vial 51	K9NKT1AC,5				
52	Vial 52	K9NKV1AC				
53	Vial 53	K9NK01AC,5				
54	Vial 54	K9NK11AC				
55	Vial 55	MATRIX RINSE				
56	Vial 56	K9NR61AC				
57	Vial 57	AB3 G004,,2				
58	Vial 58	K95FQ1AM				
59	Vial 59	K95F91AM				
60	Vial 60	K95LX1AA				
61	Vial 61	K95LX1AC,2				
62	Vial 62	K9NK31AC				
63	Vial 63	K9NK41AC				
64	Vial 64	K9NK41AH				
65	Vial 65	K9NK41AJ				
66	Vial 66	MATRIX RINSE				
67	Vial 67	K9NR91AA				
68	Vial 68	PEM G087				
69	Vial 69	AB3 G004,,2				
70	Vial 70	K9NK51AC,2				
71	Vial 71	K9NK71AC,2				
72	Vial 72	K9NK81AC				
73	Vial 73	K9NK91AC				
74	Vial 74	K9NLA1AC				
75	Vial 75	K9NLC1AC				
76	Vial 76	K9NL01AC				
77	Vial 77	K9NLE1AC,2				
78	Vial 78	K9NLF1AC				
79	Vial 79	K9NLG1AC				
80	Vial 80	K9NLH1AC				
81	Vial 81	K9NLJ1AC				
82	Vial 82	K9NLK1AC				
83	Vial 83	K9NLL1AC				
84	Vial 84	K9NLM1AC				
85	Vial 85	K9NLN1AC				
86	Vial 86	K9NLP1AC				
87	Vial 87	K9NLQ1AC				
88	Vial 88	MATRIX RINSE				
89	Vial 89	K9NR91AC				
90	Vial 90	TOX3 F098,,2				
91	Vial 91	TC3 G025,,2				
92	Vial 92	PEM G087				
93	Vial 93	AB3 G004,,2				

TESTAMERICA NORTH CANTON
STANDARD LOG

2619

PREP DATE	DATE REC'D	COMPOUND NAME(s)	SOURCE/LOT # / EXP DATE	CERT. OF ANAL.	CONC. OF SOURCE STD.	WEIGHT OR VOL.	FINAL VOL. (mL)	FINAL CONC. (ug/mL)	SOLVENT/LOT #	ANALYST	EXP. DATE	STD #	CHK
9-13-08	4-9-08	HERB SOIL SURR	PPS-162-1 ULTRA 1 mL Lot: CE-0158 Exp: 02/28/2009 DCAA (2,4-Dichlorophenylacetic Acid) Solution 1 analyte(s) at 5000 µg/mL in methanol 250 Smith St, Bo Kingstown, RI 02852 USA For Lab Use Only	Y/N	5000 µg/mL	2 mL	500 mL	20 µg/mL	MeOH #E22E25	PS	2/28/09	4519	Y/N (1)
				Y/N →	See Data Pack								Y/N
9-13-08	(2) 5-8-08 (2) 6-19-08	WISC DRO spike	UST-200-1 ULTRA 1 mL Lot: CC-2978 Exp: 10/31/2009 DRO Mixture (EPA/Wisconsin) 10 analyte(s) at 2000 µg/mL in dichloromethane 250 Smith St, Bo Kingstown, RI 02852 USA For Lab Use Only	Y/N	2000 µg/mL	5 mL	200 mL	50 µg/mL	DCM #G094C4	PS	3-13-09	4520	Y/N
				Y/N									Y/N
10-1-08	8-11-08	2,2 SURR	ISM-320-1 ULTRA 1 mL Lot: CE-0181 Exp: 02/28/2011 Pesticides Surrogate Standard Spiking Solution 2 analyte(s) at 200 µg/mL in acetone 250 Smith St, Bo Kingstown, RI 02852 USA For Lab Use Only	Y/N	200 µg/mL	2 mL	2000 mL	0.2 µg/mL	MeOH #E22E25	PS	4-1-09	4521	Y/N
				Y/N									Y/N
10-15-08	(4) 5-8-08 (3) (4) 6-19-08 (1) 8-4-08	HERB EA Spike	CUS-9648 ULTRA 1 mL Lot: CE-1148 Exp: 05/31/2010 Custom Standard -Quote#022708-485 Acid Herb Spike Mix 11 analyte(s) at various concentrations in methanol 250 Smith St, Bo Kingstown, RI 02852 USA For Lab Use Only	Y/N	VARIES	10 mL	100 mL	VARIES	MeOH #E20E38	PS	4-15-09	4522	Y/N (1)
				Y/N →	See Data Pack								Y/N
10-15-08	5-3-07	Pest TCLP Spike	QTR-013 ULTRA 1 mL Lot: CD-1270 Exp: 06/30/2009 Method 8080A TCLP Matrix Spike Standard -Quote#042707-432 5 analyte(s) at Various Concentrations in methanol 250 Smith St, Bo Kingstown, RI 02852 USA For Lab Use Only	Y/N	VARIES (100/200)	1 mL	200 mL	VARIES (.5/1)	MeOH #E20E38	PS	4-15-09	4523	Y/N
	PS 10/24/08			Y/N									Y/N
10-24-08	~~4-24-09~~ 8-1-08	WISC DRO spike	UST-200-1 ULTRA 1 mL Lot: CC-2976 Exp: 10/31/2009 DRO Mixture (EPA/Wisconsin) 10 analyte(s) at 2000 µg/mL in dichloromethane 250 Smith St, Bo Kingstown, RI 02852 USA For Lab Use Only	Y/N	2000 µg/mL	5 mL	200 mL	50 µg/mL	DCM G39 J03	PS	4-24-09	4524	Y/N
				Y/N									Y/N

(1) NO Verif Needed

North Canton

TESTAMERICA NORTH CANTON
STANDARD LOG

PREP DATE	DATE REC'D	COMPOUND NAME(s)	SOURCE/LOT # / EXP DATE	CERT. OF ANAL.	CONC. OF SOURCE STD.	WEIGHT OR VOL.	FINAL VOL. (mL)	FINAL CONC. (ug/mL)	SOLVENT/LOT # # G35E22	ANALYST	EXP. DATE	STD #	CHK
10-24-08	—	TPH SURR	TPH STOCK # 4513 x 5-16-09	Y/N	~~1000g~~ 10/24/08 100,000 g/ml	1 ml	1000 ml	100 g/ml	Acetone # G14E70	RB	4-24-09	4525	Y/N
10-24-08	8-11-08	2/2 SURR	ISM-320-1 Lot: CE-0161 Exp: 02/28/2011 ULTRA 1 mL Pesticides Surrogate Standard Spiking Solution 2 analyte(s) at 200 µg/mL in acetone 250 Smith St, Ile Kingstown, RI 02852 USA For Lab Use Only	Y/N	200 g/ml	2 ml	2000 ml	0.2 g/ml	MeOH # E22E25	RB	4-24-09	4526	Y/N
—	—	—		Y/N	—	—	—	—	—	—	—	—	Y/N
10-24-08	see labels ↓	10 PPM Spike	see labels ↓	Y/N	5000 g/ml	2 ml each	1000 ml	10 g/ml	MeOH # E22E25	RB	4-24-09	4527	Y/N
AccuStandard® 125 Market St • New Haven, CT 06513 • USA Tel: 203-786-5290 • www.accustandard.com M-508A-1 Aroclor 1260 5.0 mg/mL in MeOH Lot: B3020274 Exp. Feb 28, 2013 Rec'd 9-5-08 1 mL CARCINOGENIC			FOR LABORATORY USE ONLY WARNING: This product contains chemicals known to the State of California to cause cancer and birth defects or other reproductive harm. STORAGE Ambient [redacted]	AccuStandard C-216S-M-143X Aroclor 1016 5.0 mg/mL in MeOH Lot: B5120059 Exp. Dec 6, 2015 Rec'd 6-25-08 1 mL CARCINOGENIC					FOR LABORATORY USE ONLY WARNING: This product contains chemicals known to the State of California to cause cancer and birth defects or other reproductive harm. STORAGE Ambient [redacted]				Y/N
													Y/N
10-31-08	2-19-08	FORM Spike	RESTEK Rec'd. 2-19-08 Cat# 556288 Custom Formaldehyde Standard 1000 ug/mL each in Water Lot# A058436 Exp: 02/2009 Store: Refrigerate Restek Corporation - 110 Benner Circle - Bellefonte, PA 16823		1000 g/ml	1 ml	50 ml	20 g/ml	DI H_2O # G24001	RB	2/28/09	4528	Y/N
—	—	—			—	—	—	—	—	—	—	—	Y/N
11-13-08	7-21-08	1268 Spike	AccuStd# C-268SM-285X Lot# B6080122 Exp. Dt. 8-15-2016	Y/N	100 ug/mL	5 mL	50 mL	10 ug/mL	MEOH # G32E79	MMA	5-13-09	4529	Y/N
11-14-08	6-25-08	Herb Soil SURR	PPS-162-1 Lot: CE-0156 Exp: 02/28/2009 ULTRA 1 mL DCAA (2,4-Dichlorophenylacetic Acid) Solution 1 analyte(s) at 5000 µg/mL in methanol 250 Smith St, Ile Kingstown, RI 02852 USA For Lab Use Only	Y/N	5000 g/ml	2 ml	500 ml	20 g/ml	MeOH # G32E79	RB	2/28/09	4530	Y/N
—	—	VIALS 1&2		Y/N	See	Data	Pack	—	—	—	—	—	Y/N
11-14-08	—	Herb TCLP SURR	Herb Soil SURR #4530 x:	Y/N	20 g/ml	~~50~~ 25 ml	~~500~~ 250 ml	2 g/ml	MeOH # G32E79	RB	2/28/09	4531	Y/N

N:\QAQC\LAB_form\Extractions STD LOGBOOK.doc

RB 11/14/08

2620

North Canton

TESTAMERICA NORTH CANTON
STANDARD LOG

2621

PREP DATE	DATE REC'D	COMPOUND NAME(s)	SOURCE/LOT # / EXP DATE	CERT. OF ANAL.	CONC. OF SOURCE STD.	WEIGHT OR VOL.	FINAL VOL. (mL)	FINAL CONC. (ug/mL)	SOLVENT/LOT #	ANALYST	EXP. DATE	STD #	CHK
11-14-08	8-11-08	2,2 SURR	ISM-320-1 Lot: CE-0161 Exp: 02/28/2011 ULTRA 1 mL Pesticides Surrogate Standard Spiking Solution 2 analyte(s) at 200 µg/mL in acetone For Lab Use Only 256 Smith St, N. Kingstown, RI 02852 USA	Y/N	200µg/mL	2 mL	2000 mL	0.2µg/mL	MeOH #G32E79	RB	5-14-09	4532	Y/N
		VIALS 1+2		Y/N									Y/N
11-19-08	10-15-08	BNA SURR	NOTEBOOK INSERT LABEL: Semi-volatile Acid/Base Surrogate Spike (Low) 86-1143; Lot: LB61098 EXP: SEP/2011 STORAGE: REFRIGERATE 1 x 100ml; DATE RECEIVED: 10-15-08; SUPELCO 595 North Harrison Road • Bellefonte, PA 16823-0048 USA • Phone 814-359-3441						opened	RB			Y/N
													Y/N
11-20-08	8-4-08 (VIALS 1-3)	HERB EA SPIKE	CUS-9648 Lot: CE-1148 Exp: 05/31/2010 ULTRA 1 mL Custom Standard -Cat#822708-495 Acid Herb Spike Mix 8-4-08 11 analyte(s) at various concentrations in methanol; CUS-9648 Lot: CE-3720 Exp: 11/30/2010 ULTRA 1 mL Custom Standard -Cat#101708-958 Acid Herb Spike Mix 11-12-08 11 analyte(s) at various concentrations in methanol For Lab Use Only 256 Smith St, N. Kingstown, RI 02852 USA		Varies	10 mL	100 mL	varies	MeOH #G32E79	RB	5-20-09	4533	Y/N
	11-12-08 (VIALS 1-5)				—	See	Data	pack					Y/N
11-20-08	11-29-07	NPDES STOCK (VIAL 1)	PPM-608C-1 Lot: CD-0217 Exp: 02/28/2009 ULTRA 1 mL Organochlorine Pesticides Mixture 20 analyte(s) at 1000 µg/mL in hexane/toluene (1:1) For Lab Use Only 256 Smith St, N. Kingstown, RI 02852 USA	Y/N	1000µg/mL	1 mL	100 mL	10µg/mL	MeOH #G32E79	RB	2/28/09	4534	Y/N
				Y/N									Y/N
11-20-08	1	NPDES SPIKE	NPDES STOCK #4534 X: 2-28-09	Y/N	10µg/mL	25mL	250 mL	1µg/mL	MeOH #G32E79	RB	2/28/09	4535	Y/N
12/17/08	10-30-08	WISC DRO SPIKE	UST-200-1 Lot: CC-2978A Exp: 11/30/2010 ULTRA 1 mL DRO Mixture (EPA/Wisconsin) 10 analyte(s) at 2000 µg/mL in dichloromethane For Lab Use Only 256 Smith St, N. Kingstown, RI 02852 USA	Y/N	2000µg/mL	5mL	100 mL	100µg/mL	DCM #G44J03	RB	6-17-09	4536	Y/N
	Double Strength ↑ ↓			Y/N	* Double	conc	to compensate for		adjusted 2 mL	Final Volume *			Y/N
12/17/08	—	TPH SUR	TPH Stock #4513 X: 5-16-09	Y/N	100,000 µg/mL	1 mL	500 mL	200µg/mL	Acetone #G14E70	RB	5-16-09	4537	Y/N

TESTAMERICA NORTH CANTON
STANDARD LOG

PREP DATE	DATE REC'D	COMPOUND NAME(s)	SOURCE/LOT # / EXP DATE	CERT. OF ANAL.	CONC. OF SOURCE STD.	WEIGHT OR VOL.	FINAL VOL. (mL)	FINAL CONC. (ug/mL)	SOLVENT/LOT #	ANALYST	EXP. DATE	STD #	CHK
12-19-08	—	TPH Surr	TPH Stock #4513 expires 5-16-09	Y/N	100,000 ug/mL	1mL	1000mL	100ug/mL	Acetone #G14E70	MMA	5-16-09	4538	Y/N
12-19-08	10-23-08 ~~11-20-10~~ MMA 12-19-08	Wisc Dro SpiKe	UST-200-1 Lot: CC-2978A Exp: 11/30/2010 ULTRA 1 mL DRO Mixture (EPA/Wisconsin) 10 analyte(s) at 2000 µg/mL in dichloromethane For Lab Use Only	Y/N	2000 ug/mL	5mL	200mL	50ug/mL	DCM #G4HJ03	MMA	6-19-09	4539	Y/N
				Y/N									Y/N
12-19-08	10-23-08	2,4,2 Surr	ISM-320-1 Lot: CE-0151 Exp: 02/28/2011 ULTRA 1 mL Pesticides Surrogate Standard Spiking Solution 2 analyte(s) at 200 µg/mL in acetone For Lab Use Only	Y/N	200ug/mL	2mL	2000mL	0.2ug/mL	MEOH #G32E79	MMA	6-19-09	4540	Y/N
				Y/N									Y/N
12-19-08	—	NPDES SpiKe	NPDES Stock #4534 Expires 2-28-09	Y/N	10ug/mL	20mL	200mL	1 ug/mL	MEOH #G32E79	MMA	2-28-09	4541	Y/N
12-31-08		BNA spiKe	RESTEK Cat# 564208 Custom Spike Mix 100 ug/mL each in Acetone/Methylene Chloride (1:1) Lot# A068378 Exp: 10/2009 Store: Refrigerate Restek Corporation - 110 Benner Circle - Bellefonte, PA 16823 NFPA 1 0	Opened new lot						MMA			Y/N
				Y/N		MMA 1-5-09							Y/N
				Y/N									Y/N
				Y/N									Y/N
				Y/N									Y/N

TESTAMERICA NORTH CANTON
EXTRACTIONS STANDARD LOG

STANDARD	PREP DATE	EXP. DATE	COMPOUND NAME	ANALYST
4545	1-23-09	7-23-09	10ppm Spike	MMA

CONC. OF SOURCE	WGT. OR VOL.	FINAL VOLUME (mL)	FINAL CONC. (ug/mL)	VIALS USED
5000 ug/mL	2 mL each	1000 mL	10 ug/mL	(1016) #3 & 4 #1 & 3 (1260)

DATE REC'D	CERT. OF ANALYSIS	SOLVENT / LOT NO.	DATE SENT FOR VERIF.	VERIFICATION
9-15-08 & 9-5-08	(Y) N	MEOH # G32E79	1-23-09	(PASS) FAIL

AccuStandard® 125 Market St. · New Haven, CT 06513 · USA Tel. 203-786-5290 · www.accustandard.com

C-216S-M-143X
Aroclor 1016
5.0 mg/mL in MeOH
Lot: B5120059
Exp. Dec 6, 2015

Rec'd. 9-15-08

1 mL

FOR LABORATORY USE ONLY
WARNING: This product contains chemicals known to the State of California to cause cancer and birth defects or other reproductive harm.

STORAGE Ambient

CARCINOGENIC

[redacted]

AccuStandard® 125 Market St. · New Haven, CT 06513 · USA Tel. 203-786-5290 · www.accustandard.com

M-508A-1
Aroclor 1260
5.0 mg/mL in MeOH
Lot: B3020274
Exp. Feb 28, 2013

Rec'd 9-5-08 & 9-15-08

1 mL

FOR LABORATORY USE ONLY
WARNING: This product contains chemicals known to the State of California to cause cancer and birth defects or other reproductive harm.

STORAGE Ambient

CARCINOGENIC

[redacted]

COMMENTS

STANDARD	PREP DATE	EXP. DATE	COMPOUND NAME	ANALYST
4546	1-26-09	1-26-10	Herb TCLP Spike Stock	MMA

CONC. OF SOURCE	WGT. OR VOL.	FINAL VOLUME (mL)	FINAL CONC. (ug/mL)	VIALS USED
2000/500 ug/mL	1 mL	100 mL	20/5 ug/mL	1

DATE REC'D	CERT. OF ANALYSIS	SOLVENT / LOT NO.	DATE SENT FOR VERIF.	VERIFICATION
4-17-08	(Y) N	Acetone # G14E70	N/A	(PASS) FAIL

SOURCE STICKER

CUS-9649 Rec'd 4-17-08 ULTRA
Lot: CE-1138 1 mL
Exp: 05/31/2010
Custom Standard -Quote#022708-483
Herbicid TCLP Spike
2 analyte(s) at various concentrations in acetone
250 Smith St, No Kingstown, RI 02852 USA
For Lab Use Only

COMMENTS

Verified by Ultra Scientific. See data pack.

TESTAMERICA NORTH CANTON
EXTRACTIONS STANDARD LOG

STANDARD	PREP DATE	EXP. DATE	COMPOUND NAME	ANALYST
4547	1-29-09	7-29-09	21.2 Surr.	MMA

CONC. OF SOURCE	WGT. OR VOL.	FINAL VOLUME (mL)	FINAL CONC. (ug/mL)	VIALS USED
200 ug/mL	2 mL	2000 mL	0.2 ug/mL	#3 & #4

DATE REC'D	CERT. OF ANALYSIS	SOLVENT / LOT NO.	DATE SENT FOR VERIF.	VERIFICATION
10-23-08	(Y) N	MEOH# G32E79	1-29-09	(PASS) FAIL

SOURCE STICKER	COMMENTS
ISM-320-1 Lot: CE-0161 Exp: 02/28/2011 ULTRA 1 mL Pesticides Surrogate Standard Spiking Solution 2 analyte(s) at 200 µg/mL in acetone Rec'd 10-23-08 For Lab Use Only	

STANDARD	PREP DATE	EXP. DATE	COMPOUND NAME	ANALYST
4548	2-11-09	8-11-09	Mirex Spike (Pest.)	MMA

CONC. OF SOURCE	WGT. OR VOL.	FINAL VOLUME (mL)	FINAL CONC. (ug/mL)	VIALS USED
100 ug/mL	0.5 mL	100 mL	0.5 ug/mL	#2

DATE REC'D	CERT. OF ANALYSIS	SOLVENT / LOT NO.	DATE SENT FOR VERIF.	VERIFICATION
4-7-08	(Y) N	MEOH# G32E79	2-11-09	(PASS) FAIL

SOURCE STICKER	COMMENTS
E2121JS EXP:08/09 1mL CHEM SERVICE PO BOX 599, WEST CHESTER, PA 19381 800-452-9994 Mirex Solution 100ug/ml in Methanol Lot: 396-58A Rec'd. 4-7-08 FLAMMABLE-POISON WARNING!: READ your MSDS before HANDLING chemical.	

TESTAMERICA NORTH CANTON
EXTRACTIONS STANDARD LOG

STANDARD	PREP DATE	EXP. DATE	COMPOUND NAME	ANALYST
4559	3-4-09	9-2-09	Herb TCLP Surr.	MMA

CONC. OF SOURCE	WGT. OR VOL.	FINAL VOLUME (mL)	FINAL CONC. (ug/mL)	VIALS USED
20 ug/mL	25 mL	250 mL	2 ug/mL	N/A

DATE REC'D	CERT. OF ANALYSIS	SOLVENT / LOT NO.	DATE SENT FOR VERIF.	VERIFICATION
N/A	(Y) N	MEOH # G32E79	N/A	(PASS) FAIL

SOURCE STICKER	COMMENTS
Herb Soil Surr. # 4557 Expires 9-2-09	Verified by Ultra Scientific. See data pack.

STANDARD	PREP DATE	EXP. DATE	COMPOUND NAME	ANALYST
4560	3-6-09	3-6-10	NPDES Spike Stock	MMA

CONC. OF SOURCE	WGT. OR VOL.	FINAL VOLUME (mL)	FINAL CONC. (ug/mL)	VIALS USED
1000 ug/mL	1 mL	100 mL	10 ug/mL	2

DATE REC'D	CERT. OF ANALYSIS	SOLVENT / LOT NO.	DATE SENT FOR VERIF.	VERIFICATION
11-28-08	(Y) N	MEOH # G32E79	3-6-09	(PASS) FAIL

SOURCE STICKER	COMMENTS
Rec'd 11-28-08 PPM-808C-1 Lot: CD-3934 Exp: 12/31/2009 ULTRA 1 mL Organochlorine Pesticides Vial # 2 Mixture 20 analyte(s) at 1000 µg/mL in hexane/toluene (1:1) 250 Smith St, N o Kingstown, RI 02852 USA For Lab Use Only	

TESTAMERICA NORTH CANTON
EXTRACTIONS STANDARD LOG

STANDARD	PREP DATE	EXP. DATE	COMPOUND NAME	ANALYST
4562	3-12-09	9-12-09	2,2 surr	WAH

CONC. OF SOURCE	WGT. OR VOL.	FINAL VOLUME (mL)	FINAL CONC. (ug/mL)	VIALS USED
200 ug/mL	2mL	2000mL	.02 ug/mL	5 & 6

DATE REC'D	CERT. OF ANALYSIS	SOLVENT / LOT NO.	DATE SENT FOR VERIF.	VERIFICATION
10/23/08	(Y) N	MEOH G49E42	3/12/09	(PASS) FAIL

SOURCE STICKER	COMMENTS
ISM-320-1 Lot: CE-0161 Exp: 02/28/2011 ULTRA 1 mL Pesticides Surrogate Standard Spiking Solution 2 analyte(s) at 200 µg/mL in acetone 250 Smith St, N Kingstown, RI 02852 USA For Lab Use Only	

STANDARD	PREP DATE	EXP. DATE	COMPOUND NAME	ANALYST
4563	3-17-09	5-11-09	TPH Surr	MMA

CONC. OF SOURCE	WGT. OR VOL.	FINAL VOLUME (mL)	FINAL CONC. (ug/mL)	VIALS USED
100,000 ug/mL	1 mL	1000 mL	100 ug/mL	N/A

DATE REC'D	CERT. OF ANALYSIS	SOLVENT / LOT NO.	DATE SENT FOR VERIF.	VERIFICATION
—	Y N	DCM# H04J02	3-17-09	(PASS) FAIL

SOURCE STICKER	COMMENTS
TPH Surr. Stock #4513 Expires 5-11-09	

North Canton

TestAmerica Laboratories, Inc.
EXTRACTION BENCH SHEET

Run Date: 4/16/2009
Time: 16:39:08

LEV 1	LEV 2		LEV 1	LEV 2	
Y	Y	Blank	Y	Y	Weights/Volumes
Y	Y	Check	Y	Y	Spike & Surrogate Worksheet
=	=	MS/MSD	Y	Y	Vial contains correct volume
			Y	Y	Labels, greenbars, worksheets
			_	_	computer batch: correct & Anomalies to Extraction Method

Y Expanded Deliverable
Y COC Completed
Y Bench Sheet Copied
= Package Submitted to AnalyticalGroup
Bench Sheet Copied per COC

Extractionist: 001560 Thomas Fausnight

Concentrationist: 402756 Lisa Hines
402608 Eric Mills

Reviewer/Date: MILLSL / 4/02/09

QC BATCH: 9091039

PREP DATE: 4/01/09
COMP DATE: 4/02/09

Pesticides (8081A)
LIQ/LIQ, CONT (PAH,P/P,TPH) - Nominal
SW846 3520C

EXTR EXPR	ANL DUE	LOT#, MSRUN#/ WORK ORDER	TEST FLGS	EXT	MTH	MATRIX	INIT/FIN WT/VOL	INIT	PH"S ADJ1	ADJ2	EXTRACTION	SOLVENTS VOL	EXCHANGE	VOL	SPIKE STANDARD/ SURROGATE ID
4/03/09	4/10/09	A9C310174-002 **K9C69-1-AD**	D	10	QJ	WATER	1000mL 5.00mL	7.0	NA	NA	DCM	250.0	HEXANE	18.0	1ML 2/.2 #4547
COMMENTS:															
4/03/09	4/10/09	A9C310174-003 **K9C7F-1-AD**	D	10	QJ	WATER	900mL 5.00mL	7.0	NA	NA	DCM	250.0	HEXANE	18.0	1ML 2/.2 #4547
COMMENTS:															
4/03/09	4/10/09	A9C310174-004 **K9C7J-1-AD**	D	10	QJ	WATER	940mL 5.00mL	7.0	NA	NA	DCM	250.0	HEXANE	18.0	1ML 2/.2 #4547
COMMENTS:															
4/03/09	0/0/0	A9D010000-039 **K9D23-1-AC C**		10	QJ	WATER	1000mL 5.00mL	7.0	NA	NA	DCM	250.0	HEXANE	18.0	1ML NPDES #4535 1ML 2/.2 #4547
COMMENTS:															
4/03/09	0/0/0	A9D010000-039 **K9D23-1-AD L**		10	QJ	WATER	1000mL 5.00mL	7.0	NA	NA	DCM	250.0	HEXANE	18.0	1ML NPDES #4535 1ML 2/.2 #4547
COMMENTS:															

2627

North Canton

Severn Trent Laboratories, Inc.
EXTRACTION BENCH SHEET

QC BATCH: 9091039

PREP DATE: 4/01/09
COMP DATE: 4/02/09

EXTR EXPR	ANL DUE	LOT#, MSRUN#/ WORK ORDER	TEST FLGS	EXT	MTH	MATRIX	INIT/FIN WT/VOL	INIT	PH"S ADJ1	ADJ2	EXTRACTION	SOLVENTS VOL	EXCHANGE	VOL	SPIKE STANDARD/ SURROGATE ID
4/03/09	0/0/0	A9D010000-039 **K9D23-1-AA B**		10	QJ	WATER	1000mL 5.00mL	7.0	NA	NA	DCM	250.0	HEXANE	18.0	1ML 2/.2 #4547

COMMENTS:

TRF S&S
DCM #H04E26 NA2SO4 #G45627 HEX #G38E55
ASSOC SAMPLES & BLANK W/9091040

NUMBER OF WORK ORDERS IN BATCH: 6

2628

North Canton

TestAmerica Laboratories, Inc.
EXTRACTION BENCH SHEET

Run Date: 4/16/2009
Time: 16:39:08

LEV 1	LEV 2		LEV 1	LEV 2	
Y	Y	Blank	Y	Y	Weights/Volumes
Y	Y	Check	Y	Y	Spike & Surrogate Worksheet
Y	Y	MS/MSD	Y	Y	Vial contains correct volume
			Y	Y	Labels, greenbars, worksheets
					computer batch: correct &
			_	_	Anomalies to Extraction Method

Y Expanded Deliverable
Y COC Completed
Y Bench Sheet Copied
= Package Submitted to AnalyticalGroup
Bench Sheet Copied per COC

Extractionist: 402608 Eric Mills

Concentrationist: 402756 Lisa Hines
402608 Eric Mills

Reviewer/Date: MILLSL / 4/02/09

QC BATCH: 9091042

PREP DATE: 4/01/09
COMP DATE: 4/02/09

Pesticides (8081A)
SOXHLET (NONE,Na2SO4)
SW846 3540C

EXTR EXPR	ANL DUE	LOT#, MSRUN#/ WORK ORDER	TEST FLGS	EXT	MTH	MATRIX	INIT/FIN WT/VOL	INIT	PH"S ADJ1	ADJ2	EXTRACTION	SOLVENTS VOL	EXCHANGE	VOL	SPIKE STANDARD/ SURROGATE ID
4/10/09	0/0/0	A9D010000-042 **K9D29-1-AA B**		11	QJ	SOLID	30.00g 10.00mL	0.0	NA	NA	DCM/ACE	200.0	HEXANE	36.0	1ML 2/.2 #4547
COMMENTS:															
4/10/09	4/10/09	A9C310174-012 **K9C77-1-A3**	D	11	QJ	SOLID	30.01g 10.00mL	0.0	NA	NA	DCM/ACE	200.0	HEXANE	36.0	1ML 2/.2 #4547
COMMENTS:															
4/10/09	4/10/09	A9C310174-006 **K9C7R-1-AE**	D	11	QJ	SOLID	30.03g 10.00mL	0.0	NA	NA	DCM/ACE	200.0	HEXANE	36.0	1ML 2/.2 #4547
COMMENTS:															
4/10/09	4/10/09	A9C310174-008 **K9C71-1-AQ**	D	11	QJ	SOLID	30.08g 10.00mL	0.0	NA	NA	DCM/ACE	200.0	HEXANE	36.0	1ML 2/.2 #4547
COMMENTS:															
4/10/09	4/10/09	A9C310174-009 **K9C72-1-AQ**	D	11	QJ	SOLID	30.03g 10.00mL	0.0	NA	NA	DCM/ACE	200.0	HEXANE	36.0	1ML 2/.2 #4547
COMMENTS:	DECANT														

2629

North Canton

Severn Trent Laboratories, Inc.
EXTRACTION BENCH SHEET

QC BATCH: 9091042

PREP DATE: 4/01/09
COMP DATE: 4/02/09

EXTR EXPR	ANL DUE	LOT#, MSRUN#/ WORK ORDER	TEST FLGS	EXT	MTH	MATRIX	INIT/FIN WT/VOL	INIT	PH"S ADJ1	ADJ2	EXTRACTION	SOLVENTS VOL	EXCHANGE	VOL	SPIKE STANDARD/ SURROGATE ID
4/10/09	4/10/09	A9C310174-010 **K9C73-1-A3**	D	11	QJ	SOLID	30.09g 10.00mL	0.0	NA	NA	DCM/ACE	200.0	HEXANE	36.0	1ML 2/.2 #4547
COMMENTS:	DECANT														
4/10/09	0/0/0	A9D010000-042 **K9D29-1-AC C**		11	QJ	SOLID	30.00g 10.00mL	0.0	NA	NA	DCM/ACE	200.0	HEXANE	36.0	1ML NPDES #4535 1ML 2/.2 #4547
COMMENTS:															
4/10/09	4/10/09	A9C310174-007 **K9C7W-1-AQ**	D	11	QJ	SOLID	30.03g 10.00mL	0.0	NA	NA	DCM/ACE	200.0	HEXANE	36.0	1ML 2/.2 #4547
COMMENTS:															
4/10/09	4/10/09	A9C310174-007 **K9C7W-1-CW S**	D	11	QJ	SOLID	30.02g 10.00mL	0.0	NA	NA	DCM/ACE	200.0	HEXANE	36.0	1ML NPDES #4535 1ML 2/.2 #4547
COMMENTS:															
4/10/09	4/10/09	A9C310174-007 **K9C7W-1-CX D**	D	11	QJ	SOLID	30.00g 10.00mL	0.0	NA	NA	DCM/ACE	200.0	HEXANE	36.0	1ML NPDES #4535 1ML 2/.2 #4547
COMMENTS:															
4/10/09	4/10/09	A9C310174-011 **K9C76-1-A3**	D	11	QJ	SOLID	30.02g 10.00mL	0.0	NA	NA	DCM/ACE	200.0	HEXANE	36.0	1ML 2/.2 #4547
COMMENTS:															

S/S LM

DCM/ACE #H03E07 NA2SO4 #G45627 HEXANE #G38E55

NUMBER OF WORK ORDERS IN BATCH: 11

2630

North Canton

TestAmerica Laboratories, Inc.
EXTRACTION BENCH SHEET

Run Date: 4/16/2009
Time: 16:39:08

LEV 1	LEV 2		LEV 1	LEV 2	
Y	Y	Blank	Y	Y	Weights/Volumes
Y	Y	Check	Y	Y	Spike & Surrogate Worksheet
=	=	MS/MSD	Y	Y	Vial contains correct volume
			Y	Y	Labels, greenbars, worksheets
			_	_	computer batch: correct & Anomalies to Extraction Method

Y Expanded Deliverable
Y COC Completed
Y Bench Sheet Copied
= Package Submitted to AnalyticalGroup
Bench Sheet Copied per COC

Extractionist: 402608 Eric Mills

Concentrationist: 000123 Leslie Howell
402756 Lisa Hines

Reviewer/Date: FAUSNIGT / 4/03/09

QC BATCH: 9092033

PREP DATE: 4/02/09
COMP DATE: 4/03/09

Pesticides (8081A)
TCLP(1311) -> LIQ/LIQ, CONT - Nominal
SW846 1311/3520C

EXTR EXPR	ANL DUE	LOT#, MSRUN#/ WORK ORDER	TEST FLGS	EXT	MTH	MATRIX	INIT/FIN WT/VOL	INIT	PH"S ADJ1	ADJ2	EXTRACTION	SOLVENTS VOL	EXCHANGE	VOL	SPIKE STANDARD/ SURROGATE ID
4/08/09	4/10/09	A9C310174-002 **K9C69-1-CP**	D	48	QJ	WATER	250.00mL 3.00mL	7.0	NA	NA	DCM	250.0	HEXANE	18.0	1ML 2/.2 SURR#4547
COMMENTS:															
4/08/09	4/10/09	A9C310174-003 **K9C7F-1-CP**	D	48	QJ	WATER	250.00mL 3.00mL	7.0	NA	NA	DCM	250.0	HEXANE	18.0	1ML 2/.2 SURR#4547
COMMENTS:															
4/08/09	4/10/09	A9C310174-004 **K9C7J-1-CP**	D	48	QJ	WATER	250.00mL 3.00mL	7.0	NA	NA	DCM	250.0	HEXANE	18.0	1ML 2/.2 SURR#4547
COMMENTS:															
4/08/09	0/0/0	A9D020000-033 **K9FVL-1-AA B**		48	QJ	WATER	250.00mL 3.00mL	7.0	NA	NA	DCM	250.0	HEXANE	18.0	1ML 2/.2 SURR#4547
COMMENTS:															
4/08/09	0/0/0	A9D020000-033 **K9FVL-1-AC C**		48	QJ	WATER	250.00mL 3.00mL	7.0	NA	NA	DCM	250.0	HEXANE	18.0	1ML PEST TCLP SPK#4523 1ML 2/.2 SURR#4547
COMMENTS:															

2631

North Canton

Severn Trent Laboratories, Inc.
EXTRACTION BENCH SHEET

QC BATCH: 9092033

PREP DATE: 4/02/09
COMP DATE: 4/03/09

EXTR EXPR	ANL DUE	LOT#, MSRUN#/ WORK ORDER	TEST FLGS	EXT	MTH	MATRIX	INIT/FIN WT/VOL	INIT	PH"S ADJ1	ADJ2	EXTRACTION	SOLVENTS VOL	EXCHANGE	VOL	SPIKE STANDARD/ SURROGATE ID
4/08/09	0/0/0	A9D020000-033 **K9FVL-1-AD L**		48	QJ	WATER	250.00mL 3.00mL	7.0	NA	NA	DCM	250.0	HEXANE	18.0	1ML PEST TCLP SPK#4523 1ML 2/.2 SURR#4547

COMMENTS:

S/S BY EM
DCM#H09J16 HEXANE#G38E55 NA2SO4#G45627
ASSOC QC W/#9092034

NUMBER OF WORK ORDERS IN BATCH: 6

2632

North Canton

TestAmerica Laboratories, Inc.
EXTRACTION BENCH SHEET

Run Date: 4/16/2009
Time: 16:39:08

LEV 1	LEV 2		LEV 1	LEV 2	
Y	Y	Blank	Y	Y	Weights/Volumes
Y	Y	Check	Y	Y	Spike & Surrogate Worksheet
=	=	MS/MSD	Y	Y	Vial contains correct volume
			Y	Y	Labels, greenbars, worksheets
			_	_	computer batch: correct & Anomalies to Extraction Method

Y Expanded Deliverable
Y COC Completed
Y Bench Sheet Copied
= Package Submitted to AnalyticalGroup
Bench Sheet Copied per COC

Extractionist: 402608 Eric Mills

Concentrationist: 000123 Leslie Howell
402756 Lisa Hines

Reviewer/Date: FAUSNIGT / 4/03/09

QC BATCH: 9092034

PREP DATE: 4/02/09
COMP DATE: 4/03/09

Pesticides (8081A)
TCLP(1311) -> LIQ/LIQ, SEP FUNNEL - Nominal
SW846 1311/3510

EXTR EXPR	ANL DUE	LOT#, MSRUN#/ WORK ORDER	TEST FLGS	EXT	MTH	MATRIX	INIT/FIN WT/VOL	INIT	PH"S ADJ1	ADJ2	EXTRACTION	SOLVENTS VOL	EXCHANGE	VOL	SPIKE STANDARD/ SURROGATE ID
4/08/09	0/0/0	A9D020000-034 **K9FVM-1-AD L**		36	QJ	SOLID	250.00mL 3.00mL	7.0	NA	NA	DCM	250.0	HEXANE	18.0	1ML PEST TCLP SPK#4523
COMMENTS:															1ML 2/.2 SURR#4547
4/08/09	4/10/09	A9C310174-007 **K9C7W-1-CF**	D	36	QJ	SOLID	250.00mL 3.00mL	7.0	NA	NA	DCM	250.0	HEXANE	18.0	
COMMENTS:															1ML 2/.2 SURR#4547
4/08/09	0/0/0	A9D020000-034 **K9FVM-1-AA B**		36	QJ	SOLID	250.00mL 3.00mL	7.0	NA	NA	DCM	250.0	HEXANE	18.0	
COMMENTS:															1ML 2/.2 SURR#4547
4/08/09	0/0/0	A9D020000-034 **K9FVM-1-AC C**		36	QJ	SOLID	250.00mL 3.00mL	7.0	NA	NA	DCM	250.0	HEXANE	18.0	1ML PEST TCLP SPK#4523
COMMENTS:															1ML 2/.2 SURR#4547
4/08/09	4/10/09	A9C310174-011 **K9C76-1-CF**	D	36	QJ	SOLID	250.00mL 3.00mL	7.0	NA	NA	DCM	250.0	HEXANE	18.0	
COMMENTS:															1ML 2/.2 SURR#4547

2633

North Canton

Severn Trent Laboratories, Inc.
EXTRACTION BENCH SHEET

QC BATCH: 9092034

PREP DATE: 4/02/09
COMP DATE: 4/03/09

EXTR EXPR	ANL DUE	LOT#, MSRUN#/ WORK ORDER	TEST FLGS	EXT	MTH	MATRIX	INIT/FIN WT/VOL	INIT	PH"S ADJ1	ADJ2	EXTRACTION	SOLVENTS VOL	EXCHANGE	VOL	SPIKE STANDARD/ SURROGATE ID
4/08/09	4/10/09	A9C310174-012 **K9C77-1-CF**	D	36	QJ	SOLID	250.00mL 3.00mL	7.0	NA	NA	DCM	250.0	HEXANE	18.0	1ML 2/.2 SURR#4547
COMMENTS:															
4/08/09	4/10/09	A9C310174-006 **K9C7R-1-CF**	D	36	QJ	SOLID	250.00mL 3.00mL	7.0	NA	NA	DCM	250.0	HEXANE	18.0	1ML 2/.2 SURR#4547
COMMENTS:															
4/08/09	4/10/09	A9C310174-008 **K9C71-1-CF**	D	36	QJ	SOLID	250.00mL 3.00mL	7.0	NA	NA	DCM	250.0	HEXANE	18.0	1ML 2/.2 SURR#4547
COMMENTS:															
4/08/09	4/10/09	A9C310174-009 **K9C72-1-CF**	D	36	QJ	SOLID	250.00mL 3.00mL	7.0	NA	NA	DCM	250.0	HEXANE	18.0	1ML 2/.2 SURR#4547
COMMENTS:															
4/08/09	4/10/09	A9C310174-010 **K9C73-1-CF**	D	36	QJ	SOLID	250.00mL 3.00mL	7.0	NA	NA	DCM	250.0	HEXANE	18.0	1ML 2/.2 SURR#4547
COMMENTS:															

S/S BY EM
DCM#H09J16 HEXANE#G38E55 NA2SO4#G45627
ASSOC QC W/#9092033

NUMBER OF WORK ORDERS IN BATCH: 10

2634

North Canton

TestAmerica Laboratories, Inc.
EXTRACTION BENCH SHEET

Run Date: 4/16/2009
Time: 16:39:08

LEV 1	LEV 2		LEV 1	LEV 2	
Y	Y	Blank	Y	Y	Weights/Volumes
Y	Y	Check	Y	Y	Spike & Surrogate Worksheet
		MS/MSD	Y	Y	Vial contains correct volume
=	=		Y	Y	Labels, greenbars, worksheets
					computer batch: correct &
			_	_	Anomalies to Extraction Method

Y Expanded Deliverable
Y COC Completed
Y Bench Sheet Copied
= Package Submitted to AnalyticalGroup
Bench Sheet Copied per COC

Extractionist: 402608 Eric Mills

Concentrationist: 402608 Eric Mills
402756 Lisa Hines

Reviewer/Date: FAUSNIGT / 4/11/09

QC BATCH: 9100250

PREP DATE: 4/10/09
COMP DATE: 4/11/09

Pesticides (8081A)
LIQ/LIQ, CONT (PAH,P/P,TPH) - Nominal
SW846 3520C

EXTR EXPR	ANL DUE	LOT#, MSRUN#/ WORK ORDER	TEST FLGS	EXT	MTH	MATRIX	INIT/FIN WT/VOL	INIT	PH"S ADJ1	ADJ2	EXTRACTION	SOLVENTS VOL	EXCHANGE	VOL	SPIKE STANDARD/ SURROGATE ID
4/03/09	4/10/09	A9C310174-002 **K9C69-2-AD**	D	10	QJ	WATER	900mL 5.00mL	7.0	NA	NA	DCM	250.0	HEXANE	18.0	1ML 2/.2 SURR#4547
COMMENTS:															
4/03/09	4/10/09	A9C310174-003 **K9C7F-2-AD**	D	10	QJ	WATER	990mL 5.00mL	7.0	NA	NA	DCM	250.0	HEXANE	18.0	1ML 2/.2 SURR#4547
COMMENTS:															
4/03/09	4/10/09	A9C310174-004 **K9C7J-2-AD**	D	10	QJ	WATER	800mL 5.00mL	7.0	NA	NA	DCM	250.0	HEXANE	18.0	1ML 2/.2 SURR#4547
COMMENTS:															
4/03/09	0/0/0	A9D100000-250 **K9XJ7-1-AA B**		10	QJ	WATER	1000mL 5.00mL	7.0	NA	NA	DCM	250.0	HEXANE	18.0	1ML 2/.2 SURR#4547
COMMENTS:															
4/03/09	0/0/0	A9D100000-250 **K9XJ7-1-AC C**		10	QJ	WATER	1000mL 5.00mL	7.0	NA	NA	DCM	250.0	HEXANE	18.0	1ML NPDES SPK#4535 1ML 2/.2 SURR#4547
COMMENTS:															

2635

North Canton

Severn Trent Laboratories, Inc.
EXTRACTION BENCH SHEET

QC BATCH: 9100250

PREP DATE: 4/10/09
COMP DATE: 4/11/09

EXTR EXPR	ANL DUE	LOT#, MSRUN#/ WORK ORDER	TEST FLGS	EXT	MTH	MATRIX	INIT/FIN WT/VOL	INIT	PH"S ADJ1	ADJ2	EXTRACTION	SOLVENTS VOL	EXCHANGE	VOL	SPIKE STANDARD/ SURROGATE ID
4/03/09	0/0/0	A9D100000-250 **K9XJ7-1-AD L**		10	QJ	WATER	1000mL 5.00mL	7.0	NA	NA	DCM	250.0	HEXANE	18.0	1ML NPDES SPK#4535 1ML 2/.2 SURR#4547

COMMENTS:

EM S&S

DCM# H10J10 NA2SO4# G45627 HEXANE# G38E55

NUMBER OF WORK ORDERS IN BATCH: 6

2636

Lot/SDG Number: **A9C310174**

Sample Control Chain of Custody - TAL North Canton
GC Semivolatiles

Lot Number	Work Order	Analysis Type	Prep Date	Prep Analyst	Date of Transfer	Transferred By	Analysis Date	Analyst
A9C310174-002	K9C691AD	Pesticides (8081A)	04/01/09	Thomas Fausnight	04/02/09	Lisa Mills	04/08/09	Carolyn Van Doren
A9C310174-002	K9C692AD	Pesticides (8081A)	04/10/09	Eric Mills	04/11/09	Thomas Fausnight	04/15/09	Carolyn Van Doren
A9C310174-002	K9C691CP	Pesticides (8081A)	04/02/09	Eric Mills	04/03/09	Thomas Fausnight	04/07/09	Carolyn Van Doren
A9C310174-003	K9C7F1AD	Pesticides (8081A)	04/01/09	Thomas Fausnight	04/02/09	Lisa Mills	04/08/09	Carolyn Van Doren
A9C310174-003	K9C7F2AD	Pesticides (8081A)	04/10/09	Eric Mills	04/11/09	Thomas Fausnight	04/15/09	Carolyn Van Doren
A9C310174-003	K9C7F1CP	Pesticides (8081A)	04/02/09	Eric Mills	04/03/09	Thomas Fausnight	04/07/09	Carolyn Van Doren
A9C310174-004	K9C7J1AD	Pesticides (8081A)	04/01/09	Thomas Fausnight	04/02/09	Lisa Mills	04/08/09	Carolyn Van Doren
A9C310174-004	K9C7J2AD	Pesticides (8081A)	04/10/09	Eric Mills	04/11/09	Thomas Fausnight	04/15/09	Carolyn Van Doren
A9C310174-004	K9C7J1CP	Pesticides (8081A)	04/02/09	Eric Mills	04/03/09	Thomas Fausnight	04/07/09	Carolyn Van Doren
A9C310174-006	K9C7R1AE	Pesticides (8081A)	04/01/09	Eric Mills	04/02/09	Lisa Mills	04/15/09	Carolyn Van Doren
A9C310174-006	K9C7R1CF	Pesticides (8081A)	04/02/09	Eric Mills	04/03/09	Thomas Fausnight	04/07/09	Carolyn Van Doren
A9C310174-007	K9C7W1AQ	Pesticides (8081A)	04/01/09	Eric Mills	04/02/09	Lisa Mills	04/15/09	Carolyn Van Doren
A9C310174-007	K9C7W1CF	Pesticides (8081A)	04/02/09	Eric Mills	04/03/09	Thomas Fausnight	04/07/09	Carolyn Van Doren
A9C310174-008	K9C711AQ	Pesticides (8081A)	04/01/09	Eric Mills	04/02/09	Lisa Mills	04/15/09	Carolyn Van Doren
A9C310174-008	K9C711CF	Pesticides (8081A)	04/02/09	Eric Mills	04/03/09	Thomas Fausnight	04/07/09	Carolyn Van Doren
A9C310174-009	K9C721AQ	Pesticides (8081A)	04/01/09	Eric Mills	04/02/09	Lisa Mills	04/15/09	Carolyn Van Doren
A9C310174-009	K9C721CF	Pesticides (8081A)	04/02/09	Eric Mills	04/03/09	Thomas Fausnight	04/07/09	Carolyn Van Doren
A9C310174-010	K9C731A3	Pesticides (8081A)	04/01/09	Eric Mills	04/02/09	Lisa Mills	04/15/09	Carolyn Van Doren
A9C310174-010	K9C731CF	Pesticides (8081A)	04/02/09	Eric Mills	04/03/09	Thomas Fausnight	04/07/09	Carolyn Van Doren
A9C310174-011	K9C761A3	Pesticides (8081A)	04/01/09	Eric Mills	04/02/09	Lisa Mills	04/15/09	Carolyn Van Doren
A9C310174-011	K9C761CF	Pesticides (8081A)	04/02/09	Eric Mills	04/03/09	Thomas Fausnight	04/07/09	Carolyn Van Doren
A9C310174-012	K9C771A3	Pesticides (8081A)	04/01/09	Eric Mills	04/02/09	Lisa Mills	04/16/09	Carolyn Van Doren
A9C310174-012	K9C771CF	Pesticides (8081A)	04/02/09	Eric Mills	04/03/09	Thomas Fausnight	04/07/09	Carolyn Van Doren

TestAmerica
THE LEADER IN ENVIRONMENTAL TESTING

POLYCHLORINATED BIPHENYLS DATA

TestAmerica
THE LEADER IN ENVIRONMENTAL TESTING

QC SUMMARY DATA

SW846 8082 SURROGATE RECOVERY

Lab Name: TestAmerica Laboratories, Inc. Client: Science Applications International Corp

Lab Code: TALCAN SDG No:

Lot #: A9C310174

Extraction: XXA63QH36

	CLIENT ID.	SRG01	SRG02	TOT OUT
01	SCFmw-001-0008-WS	77	98	00
02	SCFmw-002-0009-WS	79	99	00
03	SCFmw-003-0010-WS	81	101	00
04	SCFmw-004-0011-WS	73	92	00
05	SCFmw-004-0012-WS	78	98	00
06	SCFmw-005-0013-WS	73	102	00
07	SCFmw-006-0014-WS	81	104	00
08	METHOD BLK. K9F421AA	72	99	00
09	LCS K9F421AC	79	113	00
10	SCFmw-001-0008-WS D	83	100	00
11	SCFmw-001-0008-WS S	85	94	00

SURROGATES		QC LIMITS
SRG01	= Tetrachloro-m-xylene	(50-150)
SRG02	= Decachlorobiphenyl	(50-150)

\# Column to be used to flag recovery values
* Values outside of required QC Limits
D System monitoring Compound diluted out

FORM II

SW846 8082 SURROGATE RECOVERY

Lab Name: TestAmerica Laboratories, Inc. Client: Science Applications International Corp

Lab Code: TALCAN SDG No:

Lot #: A9C310174

Extraction: XXI61QH36

	CLIENT ID.	SRG01	SRG02	TOT OUT
01	SCFww-001-0004-WW RE-2	70	87	00
02	SCFww-002-0005-WW RE-2	71	96	00
03	SCFww-003-0006-WW RE-2	63	86	00
04	METHOD BLK. K9QRQ1AA	82	64	00
05	LCS K9QRQ1AC	90	43 *	01
06	LCSD K9QRQ1AD	84	42 *	01

SURROGATES		QC LIMITS
SRG01	= Tetrachloro-m-xylene	(50-150)
SRG02	= Decachlorobiphenyl	(50-150)

\# Column to be used to flag recovery values
* Values outside of required QC Limits
D System monitoring Compound diluted out

FORM II

SW846 8082 CHECK SAMPLE RECOVERY

Lab Name: TestAmerica Laboratories, Inc. Client: Science Applications International Corp

Lab Code: TALCAN SDG No:

Lot #: A9D020000 WO #: K9F421AC
BATCH: 9092157

COMPOUND	SPIKE ADDED (ug/kg)	SAMPLE CONCENT. (ug/kg)	% REC	QC LIMITS REC	QUAL
Aroclor 1016	330	250	75	53- 143	
Aroclor 1260	330	320	95	71- 134	

NOTES(S):

* Values outside of QC limits

Spike Recovery: 0 out of 2 outside limits

COMMENTS:

SW846 8082 CHECK SAMPLE RECOVERY

Lab Name: TestAmerica Laboratories, Inc. Client: Science Applications International Corp

Lab Code: TALCAN SDG No:

Lot #: A9D080000 WO #: K9QRQ1AC
BATCH: 9098199

COMPOUND	SPIKE ADDED (ug/L)	SAMPLE CONCENT. (ug/L)	% REC	QC LIMITS REC	QUAL
Aroclor 1016	10	8.3	83	58- 141	
Aroclor 1260	10	8.8	88	71- 143	

NOTES(S):

* Values outside of QC limits

Spike Recovery: 0 out of 2 outside limits

COMMENTS:

FORM III

SW846 8082 CHECK SAMPLE DUPLICATE RECOVERY

Lab Name: TestAmerica Laboratories, Inc. Client: Science Applications International Corp

Lab Code: TALCAN SDG No:

Lot #: A9D080000 WO #: K9QRQ1AD
BATCH: 9098199

COMPOUND	SPIKE ADDED (ug/L)	SAMPLE CONCENT. (ug/L)	% REC	QC LIMITS REC	QUAL
Aroclor 1016	10	8.2	82	58- 141	
Aroclor 1260	10	8.7	87	71- 143	

NOTES(S):

* Values outside of QC limits

Spike Recovery: 0 out of 2 outside limits

COMMENTS:

FORM III

SW846 8082 MATRIX SPIKE/MATRIX SPIKE DUPLICATE RECOVERY

Lab Name: TestAmerica Laboratories, Inc. Client: Science Applications International Corp

Lab Code: TALCAN SDG No:

Matrix Spike ID: SCFmw-001-0008-WS

Lot #: A9C310174 WO #: K9C7R1EF
BATCH: 9092157

COMPOUND	SPIKE ADDED (ug/kg)	SAMPLE CONCENT. (ug/kg)	MS CONCENT. (ug/kg)	MS % REC	LIMITS REC	QUAL
Aroclor 1016	380	ND	280	75	50- 150	
Aroclor 1260	380	ND	320	86	50- 150	

NOTES(S):

Results and reporting limits have been adjusted for dry weight.

Column to be used to flag recovery and RPD values with an asterisk
* Values outside of QC limits

RPD: 0 out of 0 outside limits
Spike Recovery: 0 out of 2 outside limits

COMMENTS:

FORM III

SW846 8082 MATRIX SPIKE/MATRIX SPIKE DUPLICATE RECOVERY

Lab Name: TestAmerica Laboratories, Inc. Client: Science Applications International Corp

Lab Code: TALCAN SDG No:

Matrix Spike ID: SCFmw-001-0008-WS

Lot #: A9C310174 WO #: K9C7R1EG
BATCH: 9092157

COMPOUND	SPIKE ADDED (ug/kg)	MSD CONCENT. (ug/kg)	MSD % REC	% RPD	QC LIMITS RPD	QC LIMITS REC	QUAL
Aroclor 1016	380	280	74	1.8	30	50- 150	
Aroclor 1260	380	330	88	2.2	30	50- 150	

NOTES(S):

Results and reporting limits have been adjusted for dry weight.

Column to be used to flag recovery and RPD values with an asterisk
* Values outside of QC limits

RPD: 0 out of 2 outside limits
Spike Recovery: 0 out of 2 outside limits

COMMENTS:

FORM III

SW846 8082 METHOD BLANK SUMMARY

BLANK WORKORDER NO.: K9F421AA

Lab Name: TestAmerica Laboratories, Inc.

Lab Code: TALCAN

SDG Number:

Lab File ID: 012F1201.

Lot Number: A9C310174

Matrix: SOLID

Extraction Method:

Date Extracted: 04/02/09

Date Analyzed(1): 04/06/09

Date Analyzed(2): N/A

Time Analyzed(1): 10:19

Time Analyzed(2): N/A

Instrument ID(1): P10

Instrument ID(2): N/A

GC Column(1): RTXOPPPEST ID: 032 GC Column(2): N/A ID: N/A

THIS METHOD BLANK APPLIES TO THE FOLLOWING SAMPLES, MS, AND MSD:

	CLIENT ID.	SAMPLE WORK ORDER #	DATE ANALYZED(1)	DATE ANALYZED(2)
01	SCFmw-001-0008-WS	K9C7R1AF	04/06/09	N/A
02	SCFmw-001-0008-WS	K9C7R1EF S	04/06/09	N/A
03	SCFmw-001-0008-WS	K9C7R1EG D	04/06/09	N/A
04	SCFmw-002-0009-WS	K9C7W1AR	04/06/09	N/A
05	SCFmw-003-0010-WS	K9C711AR	04/06/09	N/A
06	SCFmw-004-0011-WS	K9C721AR	04/06/09	N/A
07	SCFmw-004-0012-WS	K9C731A4	04/06/09	N/A
08	SCFmw-005-0013-WS	K9C761A4	04/06/09	N/A
09	SCFmw-006-0014-WS	K9C771A4	04/06/09	N/A
10	CHECK SAMPLE	K9F421AC C	04/06/09	N/A
11				
12				
13				
14				
15				
16				
17				
18				
19				
20				

COMMENTS:

SW846 8082 METHOD BLANK SUMMARY

BLANK WORKORDER NO.: K9QRQ1AA

Lab Name: TestAmerica Laboratories, Inc.

Lab Code: TALCAN

SDG Number:

Lab File ID: 048F4801.

Lot Number: A9C310174

Matrix: WATER

Extraction Method:

Date Extracted: 04/08/09

Date Analyzed(1): 04/09/09

Date Analyzed(2): N/A

Time Analyzed(1): 21:54

Time Analyzed(2): N/A

Instrument ID(1): P10

Instrument ID(2): N/A

GC Column(1): RTXOPPPEST ID: 032 GC Column(2): N/A ID: N/A

THIS METHOD BLANK APPLIES TO THE FOLLOWING SAMPLES, MS, AND MSD:

	CLIENT ID.	SAMPLE WORK ORDER #	DATE ANALYZED(1)	DATE ANALYZED(2)
01	SCFww-001-0004-WW	K9C693AE	04/09/09	N/A
02	SCFww-002-0005-WW	K9C7F3AE	04/09/09	N/A
03	SCFww-003-0006-WW	K9C7J3AE	04/09/09	N/A
04	CHECK SAMPLE	K9QRQ1AC C	04/10/09	N/A
05	DUPLICATE CHECK	K9QRQ1AD L	04/10/09	N/A
06				
07				
08				
09				
10				
11				
12				
13				
14				
15				
16				
17				
18				
19				
20				

COMMENTS:

FORM IV

TestAmerica
THE LEADER IN ENVIRONMENTAL TESTING

SAMPLE DATA

Science Applications International Corp

Client Sample ID: SCFww-001-0004-WW

GC Semivolatiles

Lot-Sample #...: A9C310174-002 **Work Order #...:** K9C693AE **Matrix.....:** WG
Date Sampled...: 03/27/09 11:40 **Date Received..:** 03/28/09
Prep Date.....: 04/08/09 **Analysis Date..:** 04/09/09
Prep Batch #...: 9098199
Dilution Factor: 1 **Initial Wgt/Vol:** 1000 mL **Final Wgt/Vol..:** 5 mL
Method.....: SW846 8082

PARAMETER	RESULT	REPORTING LIMIT	UNITS
Aroclor 1016	ND	0.50	ug/L
Aroclor 1221	ND	0.50	ug/L
Aroclor 1232	ND	0.50	ug/L
Aroclor 1242	ND	0.50	ug/L
Aroclor 1248	ND	0.50	ug/L
Aroclor 1254	ND	0.50	ug/L
Aroclor 1260	ND	0.50	ug/L

SURROGATE	PERCENT RECOVERY	RECOVERY LIMITS
Tetrachloro-m-xylene	70	(50 - 150)
Decachlorobiphenyl	87	(50 - 150)

TestAmerica North Canton

PCB 8082/608

Data file : \\CANSVR11\dd\chem\GCS\a2hp10.i\90409-1.b\045F4501.D
Lab Smp Id: K9C693AE Client Smp ID: SCFww-001-0004-WW
Inj Date : 09-APR-2009 21:08
Operator : Inst ID: a2hp10.i
Smp Info : K9C693AE
Misc Info :
Comment   :
Method   : \\CANSVR11\dd\chem\GCS\a2hp10.i\90409-1.b\PCB10.m
Meth Date : 09-Apr-2009 20:48 Quant Type: ESTD
Cal Date : 10-MAR-2009 19:15 Cal File: 043F4301.D
Als bottle: 45
Dil Factor: 1.00000
Integrator: Falcon Compound Sublist: pcb.sub
Target Version: 4.14 Sample Matrix: WATER
Processing Host: CANSVR11

Concentration Formula: Amt * DF * Vt/Vo * CpndVariable

Name	Value	Description
DF	1.000	Dilution Factor
Vt	5000.000	final volume
Vo	1000.000	intitial volume
Cpnd Variable		Local Compound Variable

				CONCENTRATIONS ON-COL	FINAL		
RT	EXP RT	DLT RT	RESPONSE	(ng)	(ug/L)	TARGET RANGE	RATIO
$ 1 TCMX					CAS #: 877-09-8		
1.228	1.222	0.006	3756820	0.02799	0.1400		
2 AROCLOR-1221					CAS #: 11104-28-2		
Compound Not Detected							
3 AROCLOR-1016					CAS #: 12674-11-2		
Compound Not Detected							
4 AROCLOR-1232					CAS #: 11141-16-5		
Compound Not Detected							

RT	EXP RT	DLT RT	RESPONSE	CONCENTRATIONS ON-COL (ng)	CONCENTRATIONS FINAL (ug/L)	TARGET RANGE	RATIO

5 AROCLOR-1242 CAS #: 53469-21-9

Compound Not Detected

---

6 AROCLOR-1248 CAS #: 12672-29-6

Compound Not Detected

---

7 AROCLOR-1254 CAS #: 11097-69-1

Compound Not Detected

---

8 AROCLOR-1260 CAS #: 11096-82-5

Compound Not Detected

$ 12 DCB CAS #: 2051-24-3

6.788	6.787	0.001	3353225	0.03469	0.1734		

M 11 TOTAL PCB CAS #: 1336-36-3

Compound Not Detected

Data File: \\CANSVR11\DD\chem\GCS\a2hp10.i\90409-1.b\045F4501.D
Date : 09-APR-2009 21:08
Client ID: SCFww-001-0004-WW
Instrument: a2hp10.i
Sample Info: K9C693AE
Purge Volume: 1000.0
Operator:
Column phase: restek pest clpI
Column diameter: 0.53

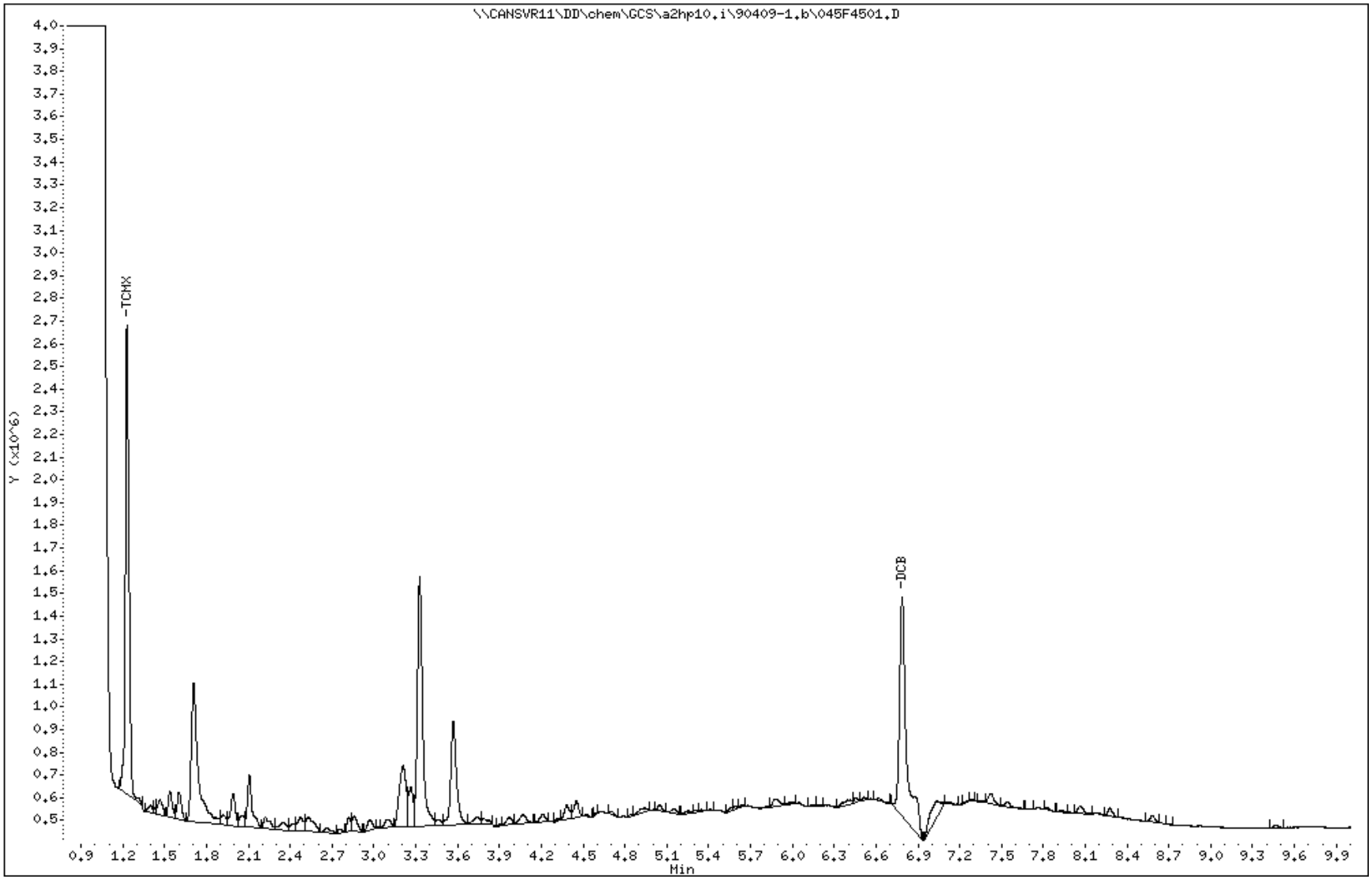

Science Applications International Corp

Client Sample ID: SCFww-002-0005-WW

GC Semivolatiles

Lot-Sample #...: A9C310174-003 **Work Order #...:** K9C7F3AE **Matrix.....:** WG
Date Sampled...: 03/27/09 13:00 **Date Received..:** 03/28/09
Prep Date.....: 04/08/09 **Analysis Date..:** 04/09/09
Prep Batch #...: 9098199
Dilution Factor: 1 **Initial Wgt/Vol:** 940 mL **Final Wgt/Vol..:** 5 mL
Method.....: SW846 8082

PARAMETER	RESULT	REPORTING LIMIT	UNITS
Aroclor 1016	ND	0.50	ug/L
Aroclor 1221	ND	0.50	ug/L
Aroclor 1232	ND	0.50	ug/L
Aroclor 1242	ND	0.50	ug/L
Aroclor 1248	ND	0.50	ug/L
Aroclor 1254	ND	0.50	ug/L
Aroclor 1260	ND	0.50	ug/L

SURROGATE	PERCENT RECOVERY	RECOVERY LIMITS
Tetrachloro-m-xylene	71	(50 - 150)
Decachlorobiphenyl	96	(50 - 150)

TestAmerica North Canton

PCB 8082/608

Data file : \\CANSVR11\dd\chem\GCS\a2hp10.i\90409-1.b\046F4601.D
Lab Smp Id: K9C7F3AE Client Smp ID: SCFww-002-0005-WW
Inj Date : 09-APR-2009 21:24
Operator : Inst ID: a2hp10.i
Smp Info : K9C7F3AE
Misc Info :
Comment   :
Method   : \\CANSVR11\dd\chem\GCS\a2hp10.i\90409-1.b\PCB10.m
Meth Date : 09-Apr-2009 20:48 Quant Type: ESTD
Cal Date : 10-MAR-2009 19:15 Cal File: 043F4301.D
Als bottle: 46
Dil Factor: 1.00000
Integrator: Falcon Compound Sublist: pcb.sub
Target Version: 4.14 Sample Matrix: WATER
Processing Host: CANSVR11

Concentration Formula: Amt * DF * Vt/Vo * CpndVariable

Name	Value	Description
DF	1.000	Dilution Factor
Vt	5000.000	final volume
Vo	940.000	intitial volume
Cpnd Variable		Local Compound Variable

				CONCENTRATIONS ON-COL	CONCENTRATIONS FINAL		
RT	EXP RT	DLT RT	RESPONSE	(ng)	(ug/L)	TARGET RANGE	RATIO
$ 1 TCMX					CAS #: 877-09-8		
1.230	1.222	0.008	3794817	0.02827	0.1504		

2 AROCLOR-1221 CAS #: 11104-28-2

Compound Not Detected

3 AROCLOR-1016 CAS #: 12674-11-2

Compound Not Detected

4 AROCLOR-1232 CAS #: 11141-16-5

Compound Not Detected

RT	EXP RT	DLT RT	RESPONSE	CONCENTRATIONS ON-COL (ng)	CONCENTRATIONS FINAL (ug/L)	TARGET RANGE	RATIO

5 AROCLOR-1242 CAS #: 53469-21-9

Compound Not Detected

---

6 AROCLOR-1248 CAS #: 12672-29-6

Peaks not detected for Quant. or Qual. signal(s).

---

7 AROCLOR-1254 CAS #: 11097-69-1

Compound Not Detected

---

8 AROCLOR-1260 CAS #: 11096-82-5

Compound Not Detected

$ 12 DCB CAS #: 2051-24-3

6.786	6.787	-0.001	3729403	0.03858	0.2052		

M 11 TOTAL PCB CAS #: 1336-36-3

Compound Not Detected

Data File: \\CANSVR11\DD\chem\GCS\a2hp10.i\90409-1.b\046F4601.D
Date : 09-APR-2009 21:24
Client ID: SCFww-002-0005-WW
Instrument: a2hp10.i
Sample Info: K9C7F3AE
Purge Volume: 940.0
Operator:
Column phase: restek pest clpI
Column diameter: 0.53

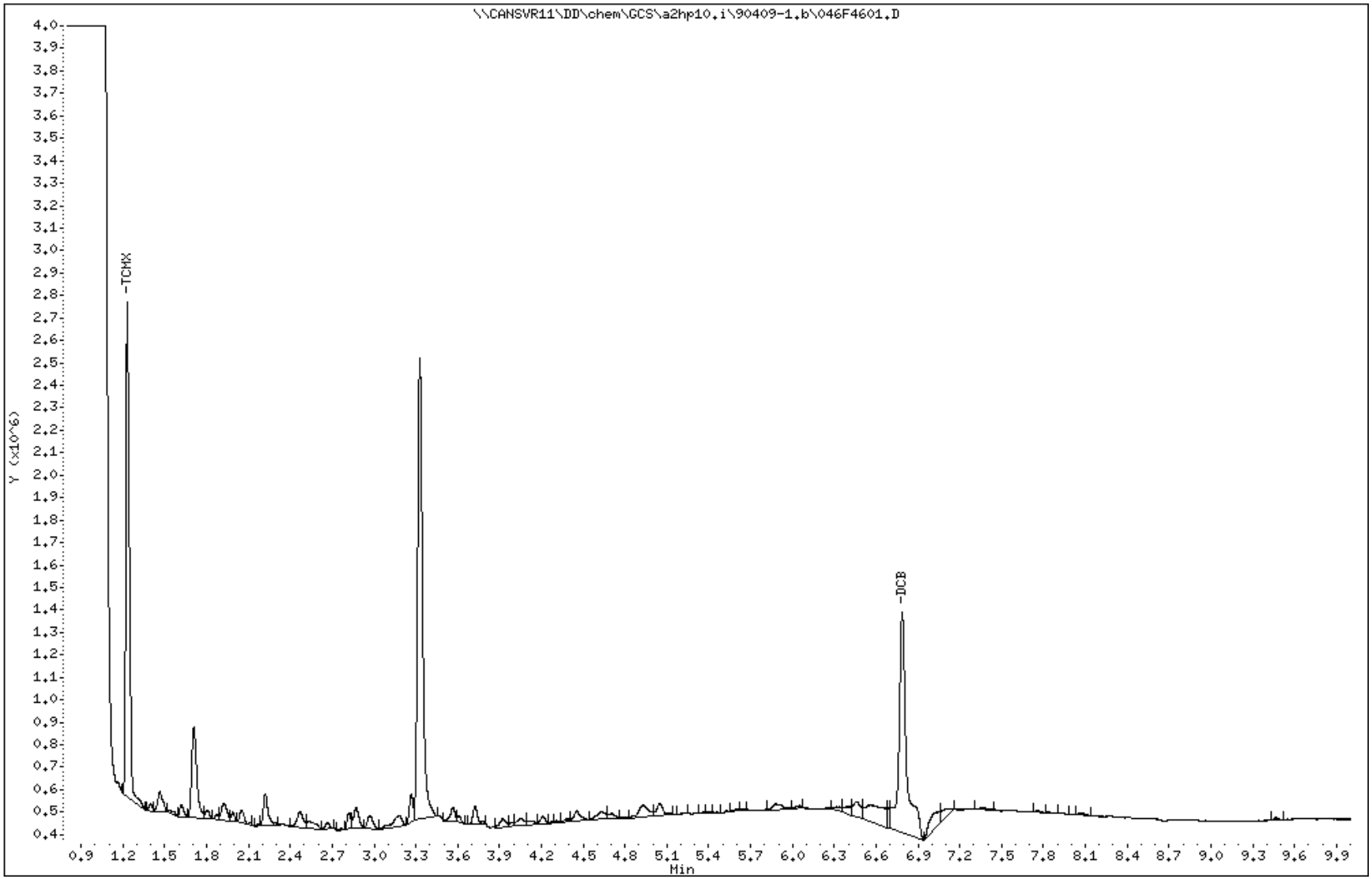

Science Applications International Corp

Client Sample ID: SCFww-003-0006-WW

GC Semivolatiles

Lot-Sample #...: A9C310174-004 **Work Order #...:** K9C7J3AE **Matrix.....:** WG
Date Sampled...: 03/27/09 19:20 **Date Received..:** 03/28/09
Prep Date.....: 04/08/09 **Analysis Date..:** 04/09/09
Prep Batch #...: 9098199
Dilution Factor: 1 **Initial Wgt/Vol:** 1010 mL **Final Wgt/Vol..:** 5 mL
Method.....: SW846 8082

PARAMETER	RESULT	REPORTING LIMIT	UNITS
Aroclor 1016	ND	0.50	ug/L
Aroclor 1221	ND	0.50	ug/L
Aroclor 1232	ND	0.50	ug/L
Aroclor 1242	ND	0.50	ug/L
Aroclor 1248	ND	0.50	ug/L
Aroclor 1254	ND	0.50	ug/L
Aroclor 1260	ND	0.50	ug/L

SURROGATE	PERCENT RECOVERY	RECOVERY LIMITS
Tetrachloro-m-xylene	63	(50 - 150)
Decachlorobiphenyl	86	(50 - 150)

TestAmerica North Canton

PCB 8082/608

Data file : \\CANSVR11\dd\chem\GCS\a2hp10.i\90409-1.b\047F4701.D
Lab Smp Id: K9C7J3AE Client Smp ID: SCFww-003-0006-WW
Inj Date : 09-APR-2009 21:39
Operator : Inst ID: a2hp10.i
Smp Info : K9C7J3AE
Misc Info :
Comment   :
Method   : \\CANSVR11\dd\chem\GCS\a2hp10.i\90409-1.b\PCB10.m
Meth Date : 09-Apr-2009 20:48 Quant Type: ESTD
Cal Date : 10-MAR-2009 19:15 Cal File: 043F4301.D
Als bottle: 47
Dil Factor: 1.00000
Integrator: Falcon Compound Sublist: pcb.sub
Target Version: 4.14 Sample Matrix: WATER
Processing Host: CANSVR11

Concentration Formula: Amt * DF * Vt/Vo * CpndVariable

Name	Value	Description
DF	1.000	Dilution Factor
Vt	5000.000	final volume
Vo	1010.000	intitial volume
Cpnd Variable		Local Compound Variable

RT	EXP RT	DLT RT	RESPONSE	CONCENTRATIONS ON-COL (ng)	FINAL (ug/L)	TARGET RANGE	RATIO
$ 1 TCMX					CAS #: 877-09-8		
1.232	1.222	0.010	3363444	0.02506	0.1241		
2 AROCLOR-1221					CAS #: 11104-28-2		
Compound Not Detected							
3 AROCLOR-1016					CAS #: 12674-11-2		
Compound Not Detected							
4 AROCLOR-1232					CAS #: 11141-16-5		
Compound Not Detected							

RT	EXP RT	DLT RT	RESPONSE	CONCENTRATIONS ON-COL (ng)	CONCENTRATIONS FINAL (ug/L)	TARGET RANGE	RATIO

5 AROCLOR-1242 CAS #: 53469-21-9

Compound Not Detected

---

6 AROCLOR-1248 CAS #: 12672-29-6

Peaks not detected for Quant. or Qual. signal(s).

---

7 AROCLOR-1254 CAS #: 11097-69-1

Compound Not Detected

---

8 AROCLOR-1260 CAS #: 11096-82-5

Peaks not detected for Quant. or Qual. signal(s).

$ 12 DCB CAS #: 2051-24-3

6.787	6.787	0.000	3335198	0.03450	0.1708		

M 11 TOTAL PCB CAS #: 1336-36-3

Compound Not Detected

Data File: \\CANSVR11\DD\chem\GCS\a2hp10.i\90409-1.b\047F4701.D
Date : 09-APR-2009 21:39
Client ID: SCFww-003-0006-WW
Instrument: a2hp10.i
Sample Info: K9C7J3AE
Purge Volume: 1010.0
Operator:
Column phase: restek pest clpI
Column diameter: 0.53

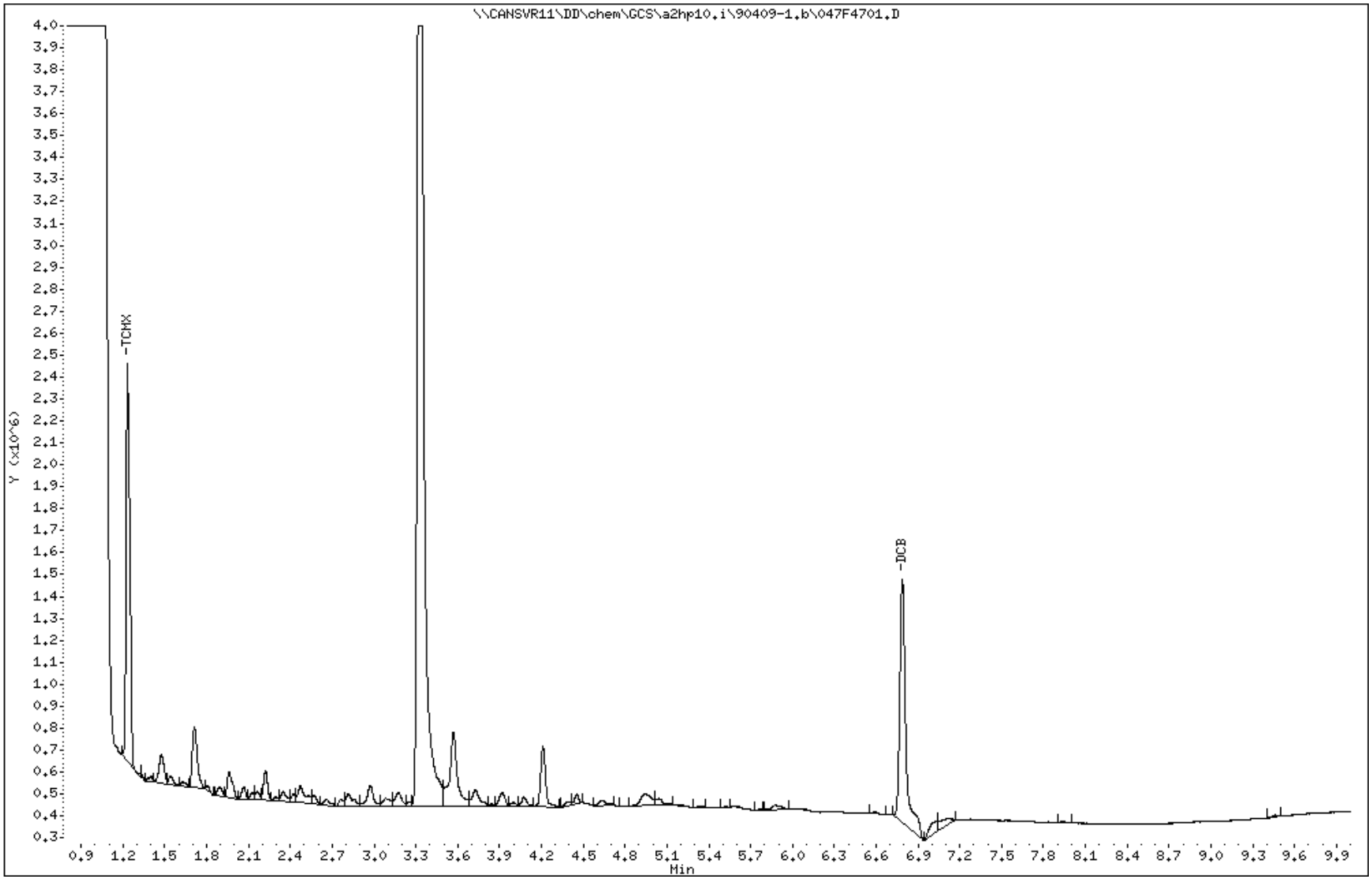

Science Applications International Corp

Client Sample ID: SCFmw-001-0008-WS

GC Semivolatiles

Lot-Sample #...: A9C310174-006 **Work Order #...:** K9C7R1AF **Matrix.....:** SO
Date Sampled...: 03/27/09 10:05 **Date Received..:** 03/28/09
Prep Date.....: 04/02/09 **Analysis Date..:** 04/06/09
Prep Batch #...: 9092157
Dilution Factor: 1 **Initial Wgt/Vol:** 30.1 g **Final Wgt/Vol..:** 10 mL
% Moisture.....: 12 **Method.....:** SW846 8082

PARAMETER	RESULT	REPORTING LIMIT	UNITS
Aroclor 1016	ND	38	ug/kg
Aroclor 1221	ND	38	ug/kg
Aroclor 1232	ND	38	ug/kg
Aroclor 1242	ND	38	ug/kg
Aroclor 1248	ND	38	ug/kg
Aroclor 1254	ND	38	ug/kg
Aroclor 1260	ND	38	ug/kg

SURROGATE	PERCENT RECOVERY	RECOVERY LIMITS
Tetrachloro-m-xylene	77	(50 - 150)
Decachlorobiphenyl	98	(50 - 150)

NOTE(S):

Results and reporting limits have been adjusted for dry weight.

TestAmerica North Canton

PCB 8082/608

Data file : \\CANSVR11\dd\chem\GCS\a2hp10.i\90406-1.b\008F0801.D
Lab Smp Id: K9C7R1AF Client Smp ID: SCFmw-001-0008-WS
Inj Date : 06-APR-2009 09:17
Operator : Inst ID: a2hp10.i
Smp Info : K9C7R1AF
Misc Info :
Comment   :
Method   : \\CANSVR11\dd\chem\GCS\a2hp10.i\90406-1.b\PCB10.m
Meth Date : 06-Apr-2009 09:14 Quant Type: ESTD
Cal Date : 10-MAR-2009 19:15 Cal File: 043F4301.D
Als bottle: 8
Dil Factor: 1.00000
Integrator: Falcon Compound Sublist: pcb.sub
Target Version: 4.14 Sample Matrix: SOIL
Processing Host: CANSVR11

Concentration Formula: Amt * DF * Vt/Vo * CpndVariable

Name	Value	Description
DF	1.000	Dilution Factor
Vt	10000.000	final volume
Vo	30.100	initial volume
Cpnd Variable		Local Compound Variable

RT	EXP RT	DLT RT	RESPONSE	CONCENTRATIONS ON-COL (ng)	CONCENTRATIONS FINAL (ug/kg)	TARGET RANGE	RATIO
$ 1 TCMX						CAS #: 877-09-8	
1.223	1.221	0.002	2071475	0.01543	5.128		
2 AROCLOR-1221						CAS #: 11104-28-2	
Peaks not detected for Quant. or Qual. signal(s).							
3 AROCLOR-1016						CAS #: 12674-11-2	
Compound Not Detected							
4 AROCLOR-1232						CAS #: 11141-16-5	
Compound Not Detected							

RT	EXP RT	DLT RT	RESPONSE	CONCENTRATIONS ON-COL (ng)	FINAL (ug/kg)	TARGET RANGE	RATIO

5 AROCLOR-1242 CAS #: 53469-21-9

Compound Not Detected

---

6 AROCLOR-1248 CAS #: 12672-29-6

Compound Not Detected

---

7 AROCLOR-1254 CAS #: 11097-69-1

Compound Not Detected

---

8 AROCLOR-1260 CAS #: 11096-82-5

Compound Not Detected

$ 12 DCB CAS #: 2051-24-3

6.788 6.784 0.004 1897959 0.01963 6.523

M 11 TOTAL PCB CAS #: 1336-36-3

Compound Not Detected

Data File: \\cansvr11\dd\chem\GCS\a2hp10.i\90406-1.b\008F0801.D
Date : 06-APR-2009 09:17
Client ID: SCFmw-001-0008-WS
Instrument: a2hp10.i
Sample Info: K9C7R1AF
Volume Injected (uL): 1.0
Operator:
Column phase: restek pest clpI
Column diameter: 0.53

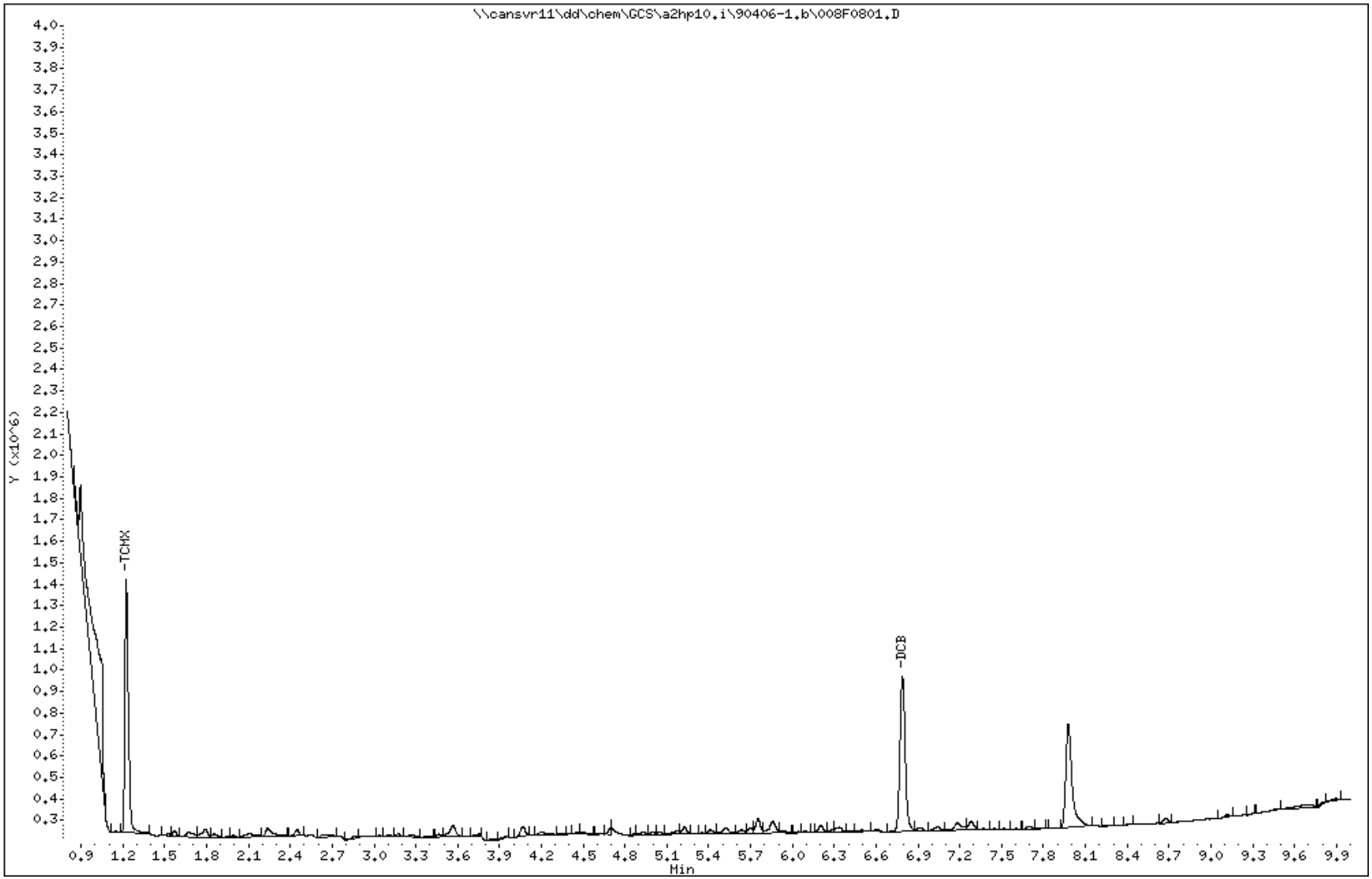

Science Applications International Corp

Client Sample ID: SCFmw-002-0009-WS

GC Semivolatiles

Lot-Sample #...: A9C310174-007 **Work Order #...:** K9C7W1AR **Matrix.....:** SO
Date Sampled...: 03/27/09 14:57 **Date Received..:** 03/28/09
Prep Date.....: 04/02/09 **Analysis Date..:** 04/06/09
Prep Batch #...: 9092157
Dilution Factor: 1 **Initial Wgt/Vol:** 30.01 g **Final Wgt/Vol..:** 10 mL
% Moisture.....: 20 **Method.....:** SW846 8082

PARAMETER	RESULT	REPORTING LIMIT	UNITS
Aroclor 1016	ND	41	ug/kg
Aroclor 1221	ND	41	ug/kg
Aroclor 1232	ND	41	ug/kg
Aroclor 1242	ND	41	ug/kg
Aroclor 1248	ND	41	ug/kg
Aroclor 1254	ND	41	ug/kg
Aroclor 1260	ND	41	ug/kg

SURROGATE	PERCENT RECOVERY	RECOVERY LIMITS
Tetrachloro-m-xylene	79	(50 - 150)
Decachlorobiphenyl	99	(50 - 150)

NOTE(S):

Results and reporting limits have been adjusted for dry weight.

TestAmerica North Canton

PCB 8082/608

Data file : \\CANSVR11\dd\chem\GCS\a2hp10.i\90406-1.b\011F1101.D
Lab Smp Id: K9C7W1AR Client Smp ID: SCFmw-002-0009-WS
Inj Date : 06-APR-2009 10:04
Operator : Inst ID: a2hp10.i
Smp Info : K9C7W1AR
Misc Info :
Comment   :
Method   : \\CANSVR11\dd\chem\GCS\a2hp10.i\90406-1.b\PCB10.m
Meth Date : 06-Apr-2009 09:14 Quant Type: ESTD
Cal Date : 10-MAR-2009 19:15 Cal File: 043F4301.D
Als bottle: 11
Dil Factor: 1.00000
Integrator: Falcon Compound Sublist: pcb.sub
Target Version: 4.14 Sample Matrix: SOIL
Processing Host: CANSVR11

Concentration Formula: Amt * DF * Vt/Vo * CpndVariable

Name	Value	Description
DF	1.000	Dilution Factor
Vt	10000.000	final volume
Vo	30.010	initial volume
Cpnd Variable		Local Compound Variable

RT	EXP RT	DLT RT	RESPONSE	CONCENTRATIONS ON-COL (ng)	FINAL (ug/kg)	TARGET RANGE	RATIO
$ 1 TCMX					CAS #: 877-09-8		
1.223	1.221	0.002	2112644	0.01574	5.245		
2 AROCLOR-1221					CAS #: 11104-28-2		
Peaks not detected for Quant. or Qual. signal(s).							
3 AROCLOR-1016					CAS #: 12674-11-2		
Compound Not Detected							
4 AROCLOR-1232					CAS #: 11141-16-5		
Compound Not Detected							

RT	EXP RT	DLT RT	RESPONSE	CONCENTRATIONS ON-COL (ng)	CONCENTRATIONS FINAL (ug/kg)	TARGET RANGE	RATIO

5 AROCLOR-1242 CAS #: 53469-21-9

Compound Not Detected

---

6 AROCLOR-1248 CAS #: 12672-29-6

Peaks not detected for Quant. or Qual. signal(s).

---

7 AROCLOR-1254 CAS #: 11097-69-1

Peaks not detected for Quant. or Qual. signal(s).

---

8 AROCLOR-1260 CAS #: 11096-82-5

Compound Not Detected

$ 12 DCB CAS #: 2051-24-3

6.788	6.784	0.004	1917865	0.01984	6.611		

M 11 TOTAL PCB CAS #: 1336-36-3

Compound Not Detected

Data File: \\cansvr11\dd\chem\GCS\a2hp10.i\90406-1.b\011F1101.D
Date : 06-APR-2009 10:04
Client ID: SCFmw-002-0009-WS
Instrument: a2hp10.i
Sample Info: K9C7W1AR
Volume Injected (uL): 1.0
Operator:
Column phase: restek pest clpI
Column diameter: 0.53

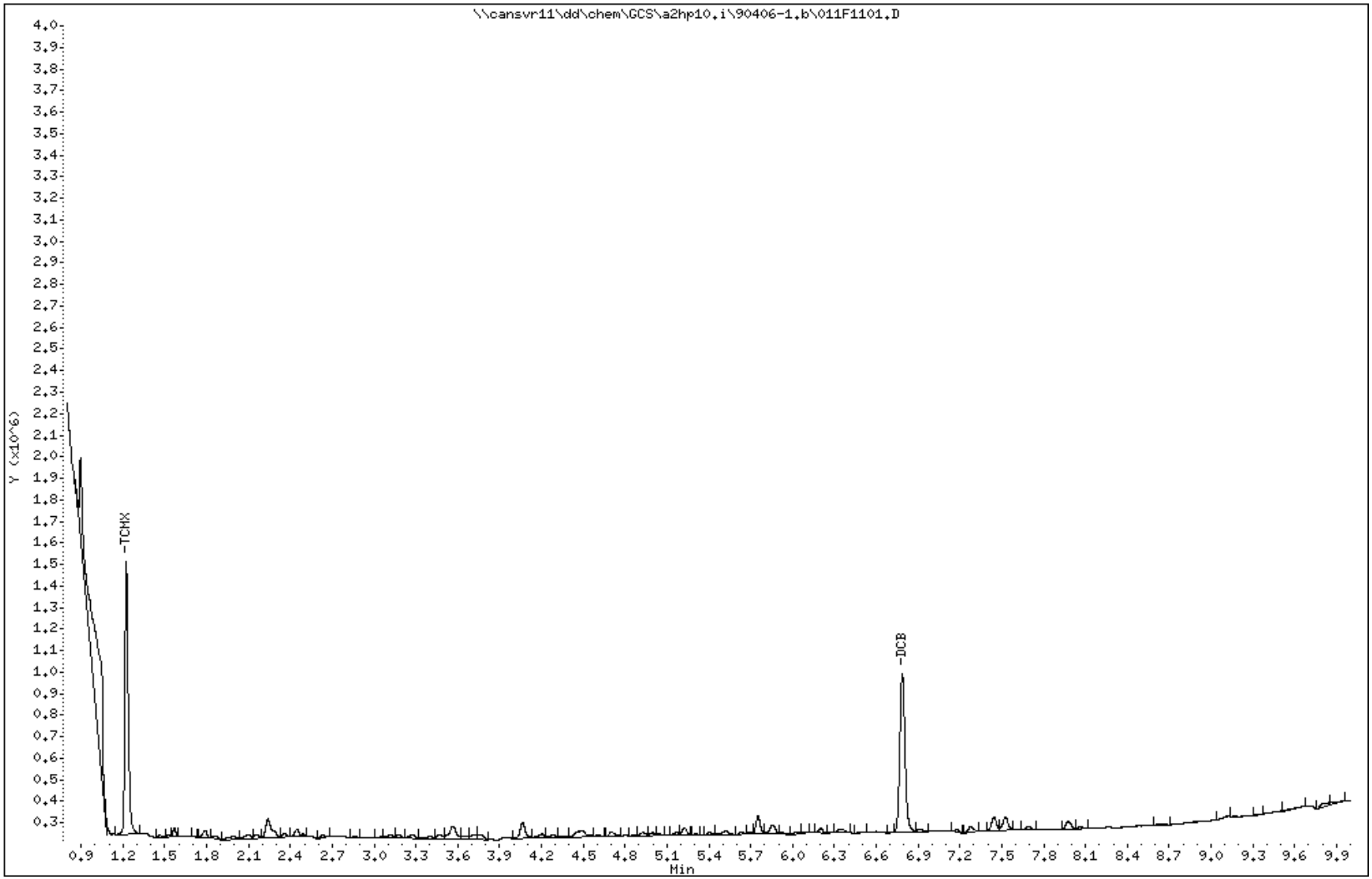

Science Applications International Corp

Client Sample ID: SCFmw-003-0010-WS

GC Semivolatiles

Lot-Sample #...: A9C310174-008 **Work Order #...:** K9C711AR **Matrix.....:** SO
Date Sampled...: 03/27/09 18:40 **Date Received..:** 03/28/09
Prep Date.....: 04/02/09 **Analysis Date..:** 04/06/09
Prep Batch #...: 9092157
Dilution Factor: 1 **Initial Wgt/Vol:** 30.14 g **Final Wgt/Vol..:** 10 mL
% Moisture.....: 15 **Method.....:** SW846 8082

PARAMETER	RESULT	REPORTING LIMIT	UNITS
Aroclor 1016	ND	39	ug/kg
Aroclor 1221	ND	39	ug/kg
Aroclor 1232	ND	39	ug/kg
Aroclor 1242	ND	39	ug/kg
Aroclor 1248	ND	39	ug/kg
Aroclor 1254	ND	39	ug/kg
Aroclor 1260	ND	39	ug/kg

SURROGATE	PERCENT RECOVERY	RECOVERY LIMITS
Tetrachloro-m-xylene	81	(50 - 150)
Decachlorobiphenyl	101	(50 - 150)

NOTE(S):

Results and reporting limits have been adjusted for dry weight.

TestAmerica North Canton

PCB 8082/608

Data file : \\CANSVR11\dd\chem\GCS\a2hp10.i\90406-1.b\014F1401.D
Lab Smp Id: K9C711AR Client Smp ID: SCFmw-003-0010-WS
Inj Date : 06-APR-2009 10:50
Operator : Inst ID: a2hp10.i
Smp Info : K9C711AR
Misc Info :
Comment   :
Method   : \\CANSVR11\dd\chem\GCS\a2hp10.i\90406-1.b\PCB10.m
Meth Date : 06-Apr-2009 10:46 Quant Type: ESTD
Cal Date : 10-MAR-2009 19:15 Cal File: 043F4301.D
Als bottle: 14
Dil Factor: 1.00000
Integrator: Falcon Compound Sublist: pcb.sub
Target Version: 4.14 Sample Matrix: SOIL
Processing Host: CANSVR11

Concentration Formula: Amt * DF * Vt/Vo * CpndVariable

Name	Value	Description
DF	1.000	Dilution Factor
Vt	10000.000	final volume
Vo	30.140	initial volume
Cpnd Variable		Local Compound Variable

RT	EXP RT	DLT RT	RESPONSE	CONCENTRATIONS ON-COL (ng)	FINAL (ug/kg)	TARGET RANGE	RATIO
$ 1 TCMX					CAS #: 877-09-8		
1.222	1.221	0.001	2178735	0.01623	5.386		
2 AROCLOR-1221					CAS #: 11104-28-2		
Compound Not Detected							
3 AROCLOR-1016					CAS #: 12674-11-2		
Compound Not Detected							
4 AROCLOR-1232					CAS #: 11141-16-5		
Compound Not Detected							

RT	EXP RT	DLT RT	RESPONSE	CONCENTRATIONS ON-COL (ng)	FINAL (ug/kg)	TARGET RANGE	RATIO

5 AROCLOR-1242 CAS #: 53469-21-9

Compound Not Detected

---

6 AROCLOR-1248 CAS #: 12672-29-6

Compound Not Detected

---

7 AROCLOR-1254 CAS #: 11097-69-1

Compound Not Detected

---

8 AROCLOR-1260 CAS #: 11096-82-5

Compound Not Detected

$ 12 DCB CAS #: 2051-24-3

6.785 6.785 0.000 1957900 0.02025 6.720

M 11 TOTAL PCB CAS #: 1336-36-3

Compound Not Detected

Data File: \\cansvr11\dd\chem\GCS\a2hp10.i\90406-1.b\014F1401.D
Date : 06-APR-2009 10:50
Client ID: SCFmw-003-0010-WS
Instrument: a2hp10.i
Sample Info: K9C711AR
Volume Injected (uL): 1.0
Operator:
Column phase: restek pest clpI
Column diameter: 0.53

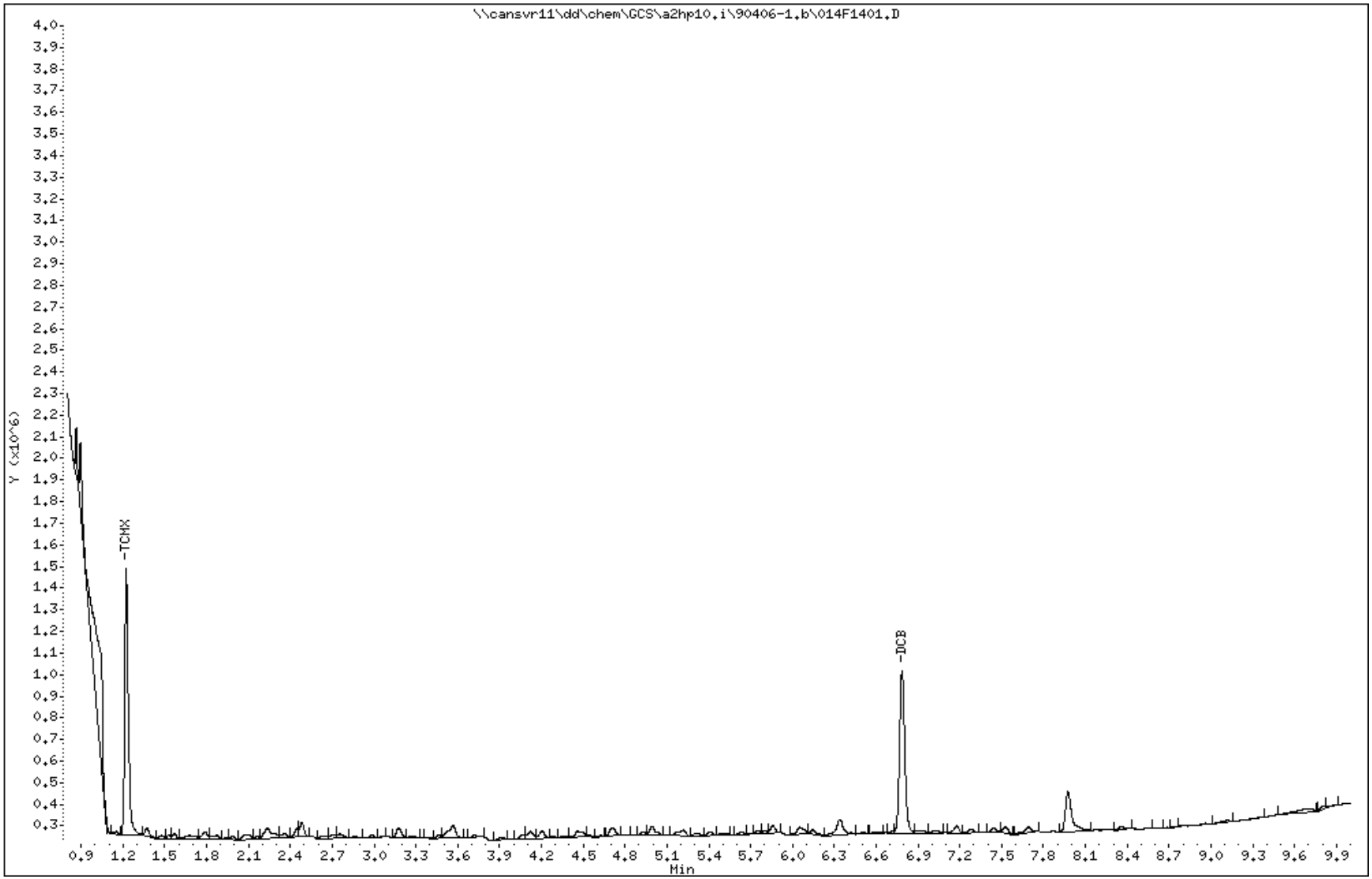

Science Applications International Corp

Client Sample ID: SCFmw-004-0011-WS

GC Semivolatiles

Lot-Sample #...: A9C310174-009 **Work Order #...:** K9C721AR **Matrix.....:** SO
Date Sampled...: 03/27/09 17:45 **Date Received..:** 03/28/09
Prep Date.....: 04/02/09 **Analysis Date..:** 04/06/09
Prep Batch #...: 9092157
Dilution Factor: 1 **Initial Wgt/Vol:** 30.12 g **Final Wgt/Vol..:** 10 mL
% Moisture.....: 26 **Method.....:** SW846 8082

PARAMETER	RESULT	REPORTING LIMIT	UNITS
Aroclor 1016	ND	45	ug/kg
Aroclor 1221	ND	45	ug/kg
Aroclor 1232	ND	45	ug/kg
Aroclor 1242	ND	45	ug/kg
Aroclor 1248	ND	45	ug/kg
Aroclor 1254	ND	45	ug/kg
Aroclor 1260	ND	45	ug/kg

SURROGATE	PERCENT RECOVERY	RECOVERY LIMITS
Tetrachloro-m-xylene	73	(50 - 150)
Decachlorobiphenyl	92	(50 - 150)

NOTE(S):

Results and reporting limits have been adjusted for dry weight.

TestAmerica North Canton

PCB 8082/608

Data file : \\CANSVR11\dd\chem\GCS\a2hp10.i\90406-1.b\015F1501.D
Lab Smp Id: K9C721AR Client Smp ID: SCFmw-004-0011-WS
Inj Date : 06-APR-2009 11:05
Operator : Inst ID: a2hp10.i
Smp Info : K9C721AR
Misc Info :
Comment   :
Method   : \\CANSVR11\dd\chem\GCS\a2hp10.i\90406-1.b\PCB10.m
Meth Date : 06-Apr-2009 10:46 Quant Type: ESTD
Cal Date : 10-MAR-2009 19:15 Cal File: 043F4301.D
Als bottle: 15
Dil Factor: 1.00000
Integrator: Falcon Compound Sublist: pcb.sub
Target Version: 4.14 Sample Matrix: SOIL
Processing Host: CANSVR11

Concentration Formula: Amt * DF * Vt/Vo * CpndVariable

Name	Value	Description
DF	1.000	Dilution Factor
Vt	10000.000	final volume
Vo	30.120	initial volume
Cpnd Variable		Local Compound Variable

RT	EXP RT	DLT RT	RESPONSE	CONCENTRATIONS ON-COL (ng)	FINAL (ug/kg)	TARGET RANGE	RATIO
$ 1 TCMX					CAS #: 877-09-8		
1.223	1.221	0.002	1969899	0.01468	4.873		
2 AROCLOR-1221					CAS #: 11104-28-2		
Compound Not Detected							
3 AROCLOR-1016					CAS #: 12674-11-2		
Compound Not Detected							
4 AROCLOR-1232					CAS #: 11141-16-5		
Compound Not Detected							

RT	EXP RT	DLT RT	RESPONSE	CONCENTRATIONS ON-COL (ng)	FINAL (ug/kg)	TARGET RANGE	RATIO

5 AROCLOR-1242 CAS #: 53469-21-9

Compound Not Detected

---

6 AROCLOR-1248 CAS #: 12672-29-6

Compound Not Detected

---

7 AROCLOR-1254 CAS #: 11097-69-1

Compound Not Detected

---

8 AROCLOR-1260 CAS #: 11096-82-5

Compound Not Detected

$ 12 DCB CAS #: 2051-24-3

6.785 6.785 0.000 1783456 0.01845 6.125

M 11 TOTAL PCB CAS #: 1336-36-3

Compound Not Detected

Data File: \\cansvr11\dd\chem\GCS\a2hp10.i\90406-1.b\015F1501.D
Date : 06-APR-2009 11:05
Client ID: SCFmw-004-0011-WS
Instrument: a2hp10.i
Sample Info: K9C721AR
Volume Injected (uL): 1.0
Operator:
Column phase: restek pest clpI
Column diameter: 0.53

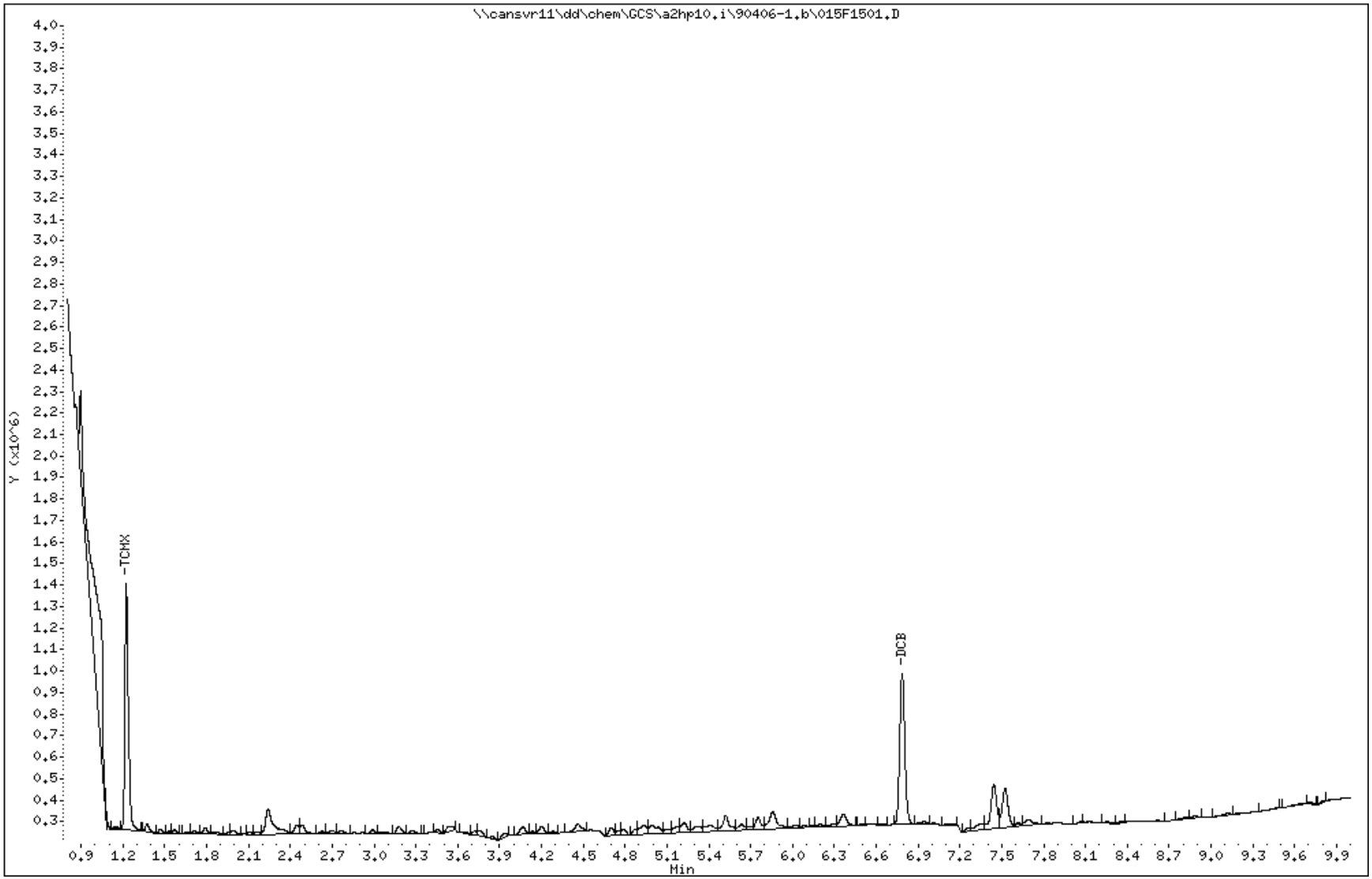

Science Applications International Corp

Client Sample ID: SCFmw-004-0012-WS

GC Semivolatiles

Lot-Sample #...: A9C310174-010 **Work Order #...:** K9C731A4 **Matrix.....:** SO
Date Sampled...: 03/27/09 18:13 **Date Received..:** 03/28/09
Prep Date.....: 04/02/09 **Analysis Date..:** 04/06/09
Prep Batch #...: 9092157
Dilution Factor: 1 **Initial Wgt/Vol:** 30.1 g **Final Wgt/Vol..:** 10 mL
% Moisture.....: 27 **Method.....:** SW846 8082

PARAMETER	RESULT	REPORTING LIMIT	UNITS
Aroclor 1016	ND	45	ug/kg
Aroclor 1221	ND	45	ug/kg
Aroclor 1232	ND	45	ug/kg
Aroclor 1242	ND	45	ug/kg
Aroclor 1248	ND	45	ug/kg
Aroclor 1254	ND	45	ug/kg
Aroclor 1260	ND	45	ug/kg

SURROGATE	PERCENT RECOVERY	RECOVERY LIMITS
Tetrachloro-m-xylene	78	(50 - 150)
Decachlorobiphenyl	98	(50 - 150)

NOTE(S):

Results and reporting limits have been adjusted for dry weight.

TestAmerica North Canton

PCB 8082/608

Data file : \\CANSVR11\dd\chem\GCS\a2hp10.i\90406-1.b\016F1601.D
Lab Smp Id: K9C731A4 Client Smp ID: SCFmw-004-0012-WS
Inj Date : 06-APR-2009 11:20
Operator : Inst ID: a2hp10.i
Smp Info : K9C731A4
Misc Info :
Comment   :
Method   : \\CANSVR11\dd\chem\GCS\a2hp10.i\90406-1.b\PCB10.m
Meth Date : 06-Apr-2009 10:46 Quant Type: ESTD
Cal Date : 10-MAR-2009 19:15 Cal File: 043F4301.D
Als bottle: 16
Dil Factor: 1.00000
Integrator: Falcon Compound Sublist: pcb.sub
Target Version: 4.14 Sample Matrix: SOIL
Processing Host: CANSVR11

Concentration Formula: Amt * DF * Vt/Vo * CpndVariable

Name	Value	Description
DF	1.000	Dilution Factor
Vt	10000.000	final volume
Vo	30.100	initial volume
Cpnd Variable		Local Compound Variable

				CONCENTRATIONS ON-COL	FINAL		
RT	EXP RT	DLT RT	RESPONSE	(ng)	(ug/kg)	TARGET RANGE	RATIO
$ 1 TCMX					CAS #: 877-09-8		
1.223	1.221	0.002	2102840	0.01567	5.205		
2 AROCLOR-1221					CAS #: 11104-28-2		

Peaks not detected for Quant. or Qual. signal(s).

3 AROCLOR-1016 CAS #: 12674-11-2

Compound Not Detected

4 AROCLOR-1232 CAS #: 11141-16-5

Compound Not Detected

RT	EXP RT	DLT RT	RESPONSE	CONCENTRATIONS ON-COL (ng)	FINAL (ug/kg)	TARGET RANGE	RATIO

5 AROCLOR-1242 CAS #: 53469-21-9

Compound Not Detected

---

6 AROCLOR-1248 CAS #: 12672-29-6

Compound Not Detected

---

7 AROCLOR-1254 CAS #: 11097-69-1

Compound Not Detected

---

8 AROCLOR-1260 CAS #: 11096-82-5

Compound Not Detected

$ 12 DCB CAS #: 2051-24-3

6.785 6.785 0.000 1886069 0.01951 6.482

M 11 TOTAL PCB CAS #: 1336-36-3

Compound Not Detected

Data File: \\cansvr11\dd\chem\GCS\a2hp10.i\90406-1.b\016F1601.D
Date : 06-APR-2009 11:20
Client ID: SCFmw-004-0012-WS
Instrument: a2hp10.i
Sample Info: K9C731A4
Volume Injected (uL): 1.0
Operator:
Column phase: restek pest clpI
Column diameter: 0.53

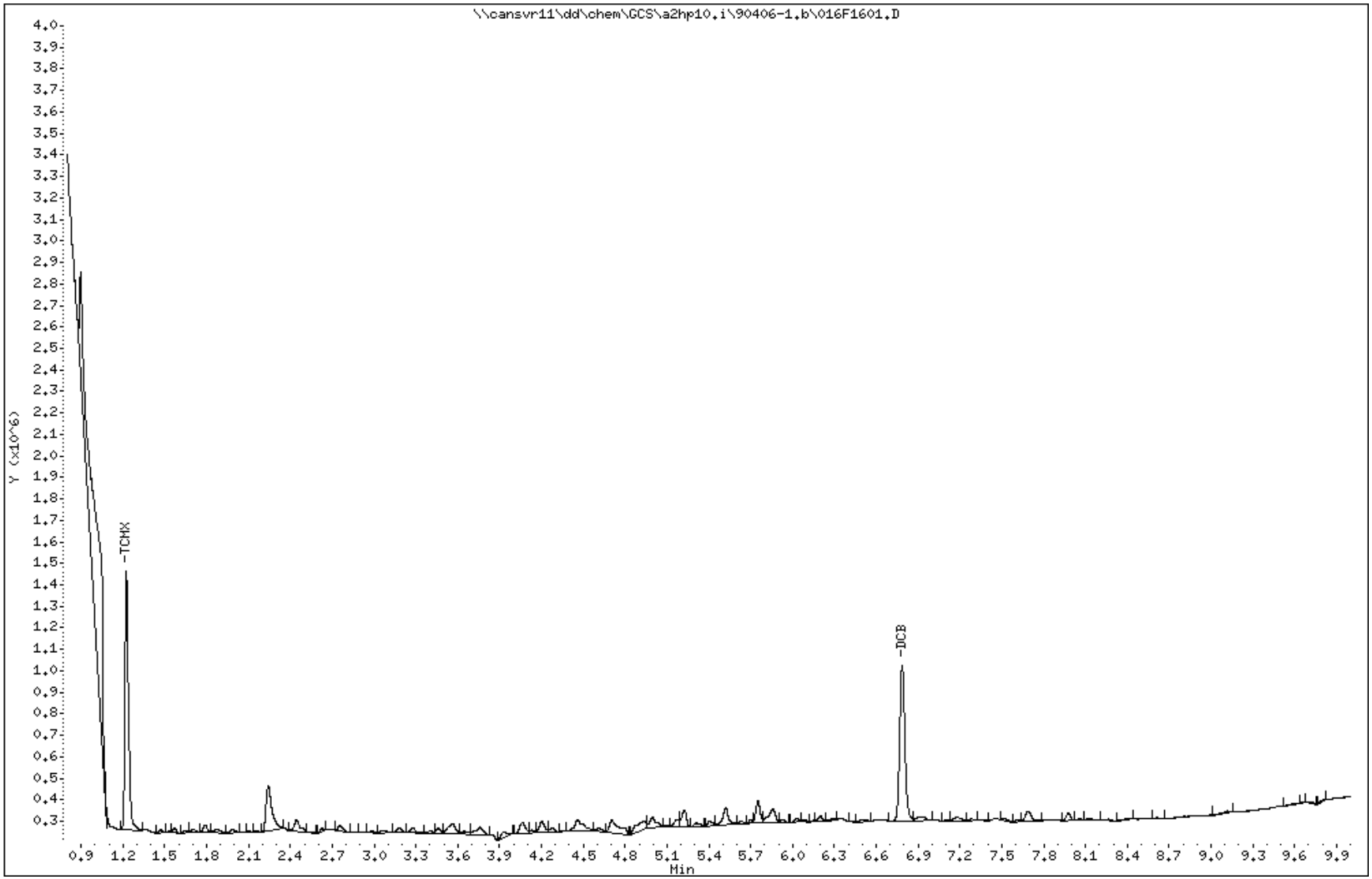

Science Applications International Corp

Client Sample ID: SCFmw-005-0013-WS

GC Semivolatiles

Lot-Sample #...: A9C310174-011 **Work Order #...:** K9C761A4 **Matrix.....:** SO
Date Sampled...: 03/27/09 17:05 **Date Received..:** 03/28/09
Prep Date.....: 04/02/09 **Analysis Date..:** 04/06/09
Prep Batch #...: 9092157
Dilution Factor: 1 **Initial Wgt/Vol:** 30.12 g **Final Wgt/Vol..:** 10 mL
% Moisture.....: 17 **Method.....:** SW846 8082

PARAMETER	RESULT	REPORTING LIMIT	UNITS
Aroclor 1016	ND	40	ug/kg
Aroclor 1221	ND	40	ug/kg
Aroclor 1232	ND	40	ug/kg
Aroclor 1242	ND	40	ug/kg
Aroclor 1248	ND	40	ug/kg
Aroclor 1254	ND	40	ug/kg
Aroclor 1260	ND	40	ug/kg

SURROGATE	PERCENT RECOVERY	RECOVERY LIMITS
Tetrachloro-m-xylene	73	(50 - 150)
Decachlorobiphenyl	102	(50 - 150)

NOTE(S):

Results and reporting limits have been adjusted for dry weight.

TestAmerica North Canton

PCB 8082/608

Data file : \\CANSVR11\dd\chem\GCS\a2hp10.i\90406-1.b\017F1701.D
Lab Smp Id: K9C761A4 Client Smp ID: SCFmw-005-0013-WS
Inj Date : 06-APR-2009 11:36
Operator : Inst ID: a2hp10.i
Smp Info : K9C761A4
Misc Info :
Comment   :
Method   : \\CANSVR11\dd\chem\GCS\a2hp10.i\90406-1.b\PCB10.m
Meth Date : 06-Apr-2009 10:46 Quant Type: ESTD
Cal Date : 10-MAR-2009 19:15 Cal File: 043F4301.D
Als bottle: 17
Dil Factor: 1.00000
Integrator: Falcon Compound Sublist: pcb.sub
Target Version: 4.14 Sample Matrix: SOIL
Processing Host: CANSVR11

Concentration Formula: Amt * DF * Vt/Vo * CpndVariable

Name	Value	Description
DF	1.000	Dilution Factor
Vt	10000.000	final volume
Vo	30.120	initial volume
Cpnd Variable		Local Compound Variable

RT	EXP RT	DLT RT	RESPONSE	CONCENTRATIONS ON-COL (ng)	CONCENTRATIONS FINAL (ug/kg)	TARGET RANGE	RATIO
$ 1 TCMX					CAS #: 877-09-8		
1.223	1.221	0.002	1967069	0.01466	4.866		
2 AROCLOR-1221					CAS #: 11104-28-2		
Peaks not detected for Quant. or Qual. signal(s).							
3 AROCLOR-1016					CAS #: 12674-11-2		
Compound Not Detected							
4 AROCLOR-1232					CAS #: 11141-16-5		
Compound Not Detected							

RT	EXP RT	DLT RT	RESPONSE	CONCENTRATIONS ON-COL (ng)	FINAL (ug/kg)	TARGET RANGE	RATIO

5 AROCLOR-1242 CAS #: 53469-21-9

Compound Not Detected

---

6 AROCLOR-1248 CAS #: 12672-29-6

Compound Not Detected

---

7 AROCLOR-1254 CAS #: 11097-69-1

Compound Not Detected

---

8 AROCLOR-1260 CAS #: 11096-82-5

Compound Not Detected

$ 12 DCB CAS #: 2051-24-3

6.786 6.785 0.001 1971504 0.02039 6.771

M 11 TOTAL PCB CAS #: 1336-36-3

Compound Not Detected

Data File: \\cansvr11\dd\chem\GCS\a2hp10.i\90406-1.b\017F1701.D
Date : 06-APR-2009 11:36
Client ID: SCFmw-005-0013-WS
Instrument: a2hp10.i
Sample Info: K9C761A4
Volume Injected (uL): 1.0
Operator:
Column phase: restek pest clpI
Column diameter: 0.53

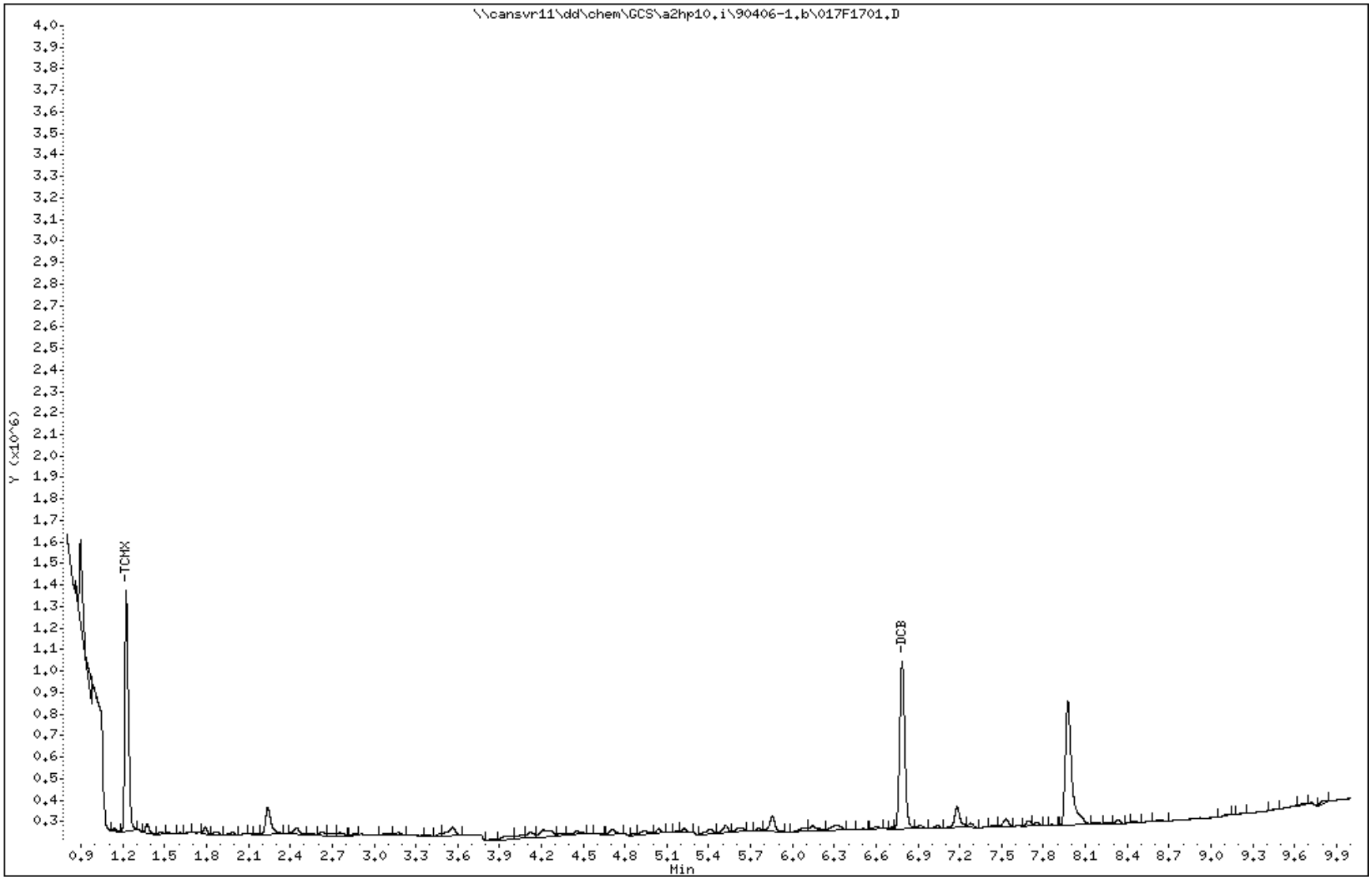

Science Applications International Corp

Client Sample ID: SCFmw-006-0014-WS

GC Semivolatiles

Lot-Sample #...: A9C310174-012 **Work Order #...:** K9C771A4 **Matrix.....:** SO
Date Sampled...: 03/27/09 16:00 **Date Received..:** 03/28/09
Prep Date.....: 04/02/09 **Analysis Date..:** 04/06/09
Prep Batch #...: 9092157
Dilution Factor: 1 **Initial Wgt/Vol:** 30.1 g **Final Wgt/Vol..:** 10 mL
% Moisture.....: 19 **Method.....:** SW846 8082

PARAMETER	RESULT	REPORTING LIMIT	UNITS
Aroclor 1016	ND	41	ug/kg
Aroclor 1221	ND	41	ug/kg
Aroclor 1232	ND	41	ug/kg
Aroclor 1242	ND	41	ug/kg
Aroclor 1248	ND	41	ug/kg
Aroclor 1254	ND	41	ug/kg
Aroclor 1260	ND	41	ug/kg

SURROGATE	PERCENT RECOVERY	RECOVERY LIMITS
Tetrachloro-m-xylene	81	(50 - 150)
Decachlorobiphenyl	104	(50 - 150)

NOTE(S):

Results and reporting limits have been adjusted for dry weight.

TestAmerica North Canton

PCB 8082/608

Data file : \\CANSVR11\dd\chem\GCS\a2hp10.i\90406-1.b\018F1801.D
Lab Smp Id: K9C771A4 Client Smp ID: SCFmw-006-0014-WS
Inj Date : 06-APR-2009 11:51
Operator : Inst ID: a2hp10.i
Smp Info : K9C771A4
Misc Info :
Comment   :
Method   : \\CANSVR11\dd\chem\GCS\a2hp10.i\90406-1.b\PCB10.m
Meth Date : 06-Apr-2009 10:46 Quant Type: ESTD
Cal Date : 10-MAR-2009 19:15 Cal File: 043F4301.D
Als bottle: 18
Dil Factor: 1.00000
Integrator: Falcon Compound Sublist: pcb.sub
Target Version: 4.14 Sample Matrix: SOIL
Processing Host: CANSVR11

Concentration Formula: Amt * DF * Vt/Vo * CpndVariable

Name	Value	Description
DF	1.000	Dilution Factor
Vt	10000.000	final volume
Vo	30.100	initial volume
Cpnd Variable		Local Compound Variable

RT	EXP RT	DLT RT	RESPONSE	CONCENTRATIONS ON-COL (ng)	CONCENTRATIONS FINAL (ug/kg)	TARGET RANGE	RATIO
$ 1 TCMX					CAS #: 877-09-8		
1.224	1.221	0.003	2187244	0.01630	5.414		
2 AROCLOR-1221					CAS #: 11104-28-2		
Compound Not Detected							
3 AROCLOR-1016					CAS #: 12674-11-2		
Compound Not Detected							
4 AROCLOR-1232					CAS #: 11141-16-5		
Compound Not Detected							

RT	EXP RT	DLT RT	RESPONSE	CONCENTRATIONS ON-COL (ng)	FINAL (ug/kg)	TARGET RANGE	RATIO

5 AROCLOR-1242 CAS #: 53469-21-9

Compound Not Detected

---

6 AROCLOR-1248 CAS #: 12672-29-6

Compound Not Detected

---

7 AROCLOR-1254 CAS #: 11097-69-1

Compound Not Detected

---

8 AROCLOR-1260 CAS #: 11096-82-5

Compound Not Detected

$ 12 DCB CAS #: 2051-24-3

6.785 6.785 0.000 2003205 0.02072 6.884

M 11 TOTAL PCB CAS #: 1336-36-3

Compound Not Detected

Data File: \\cansvr11\dd\chem\GCS\a2hp10.i\90406-1.b\018F1801.D
Date : 06-APR-2009 11:51
Client ID: SCFmw-006-0014-WS
Instrument: a2hp10.i
Sample Info: K9C771A4
Volume Injected (uL): 1.0
Operator:
Column phase: restek pest clpI
Column diameter: 0.53

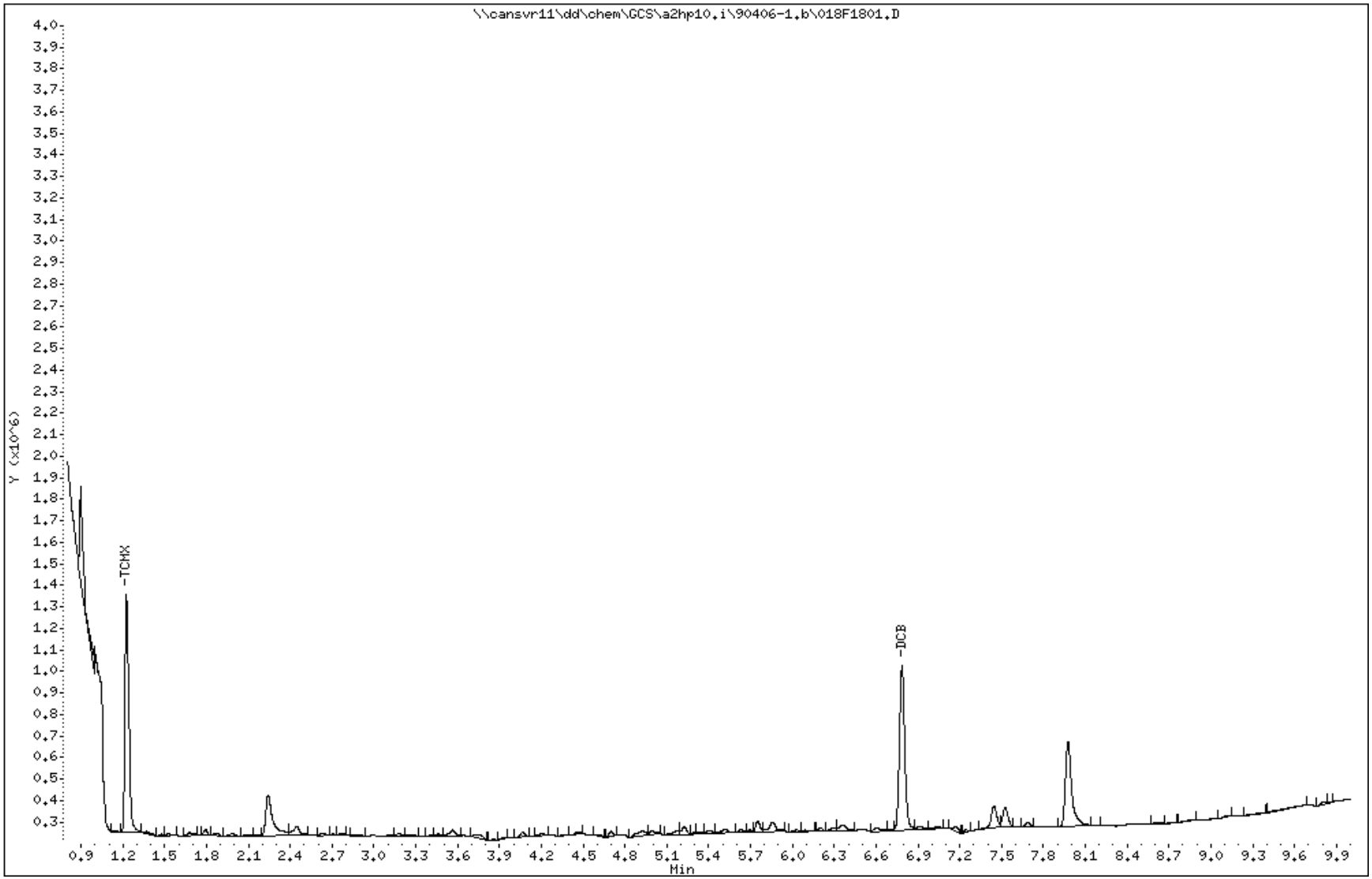

TestAmerica
THE LEADER IN ENVIRONMENTAL TESTING

STANDARD DATA

Report Date: 11-Mar-2009 07:33

Calibration History

Method : \\CANSVR11\DD\chem\GCS\a2hp10.i\903101C-1.b\PCB10.m
Start Cal Date: 10-MAR-2009 08:46
End Cal Date : 10-MAR-2009 19:15
Last Cal Level: 6
Last Cal Type : Continuing Calibration

Initial Calibration

Injection Date	Sublist	Calibration File
Cal Level: 1 , Cal Amount: 0.05000		
10-MAR-2009 17:59	14-AR1268	\\CANSVR11\DD\chem\GCS\a2hp10.i\903101C-1.b\038F3801.D
10-MAR-2009 16:26	13-AR1262	\\CANSVR11\DD\chem\GCS\a2hp10.i\903101C-1.b\032F3201.D
10-MAR-2009 14:54	12-AR1660TD	\\CANSVR11\DD\chem\GCS\a2hp10.i\903101C-1.b\026F2601.D
10-MAR-2009 13:22	9-AR2154	\\CANSVR11\DD\chem\GCS\a2hp10.i\903101C-1.b\020F2001.D
10-MAR-2009 11:50	3-AR1248	\\CANSVR11\DD\chem\GCS\a2hp10.i\903101C-1.b\014F1401.D
10-MAR-2009 10:18	2-AR1242	\\CANSVR11\DD\chem\GCS\a2hp10.i\903101C-1.b\008F0801.D
10-MAR-2009 08:46	1-AR1232	\\CANSVR11\DD\chem\GCS\a2hp10.i\903101C-1.b\002F0201.D
Cal Level: 2 , Cal Amount: 0.10000		
10-MAR-2009 18:14	14-AR1268	\\CANSVR11\DD\chem\GCS\a2hp10.i\903101C-1.b\039F3901.D
10-MAR-2009 16:42	13-AR1262	\\CANSVR11\DD\chem\GCS\a2hp10.i\903101C-1.b\033F3301.D
10-MAR-2009 15:09	12-AR1660TD	\\CANSVR11\DD\chem\GCS\a2hp10.i\903101C-1.b\027F2701.D
10-MAR-2009 13:38	9-AR2154	\\CANSVR11\DD\chem\GCS\a2hp10.i\903101C-1.b\021F2101.D
10-MAR-2009 12:06	3-AR1248	\\CANSVR11\DD\chem\GCS\a2hp10.i\903101C-1.b\015F1501.D
10-MAR-2009 10:33	2-AR1242	\\CANSVR11\DD\chem\GCS\a2hp10.i\903101C-1.b\009F0901.D
10-MAR-2009 09:01	1-AR1232	\\CANSVR11\DD\chem\GCS\a2hp10.i\903101C-1.b\003F0301.D
Cal Level: 3 , Cal Amount: 0.20000		
10-MAR-2009 18:29	14-AR1268	\\CANSVR11\DD\chem\GCS\a2hp10.i\903101C-1.b\040F4001.D
10-MAR-2009 16:57	13-AR1262	\\CANSVR11\DD\chem\GCS\a2hp10.i\903101C-1.b\034F3401.D
10-MAR-2009 15:25	12-AR1660TD	\\CANSVR11\DD\chem\GCS\a2hp10.i\903101C-1.b\028F2801.D
10-MAR-2009 13:53	9-AR2154	\\CANSVR11\DD\chem\GCS\a2hp10.i\903101C-1.b\022F2201.D
10-MAR-2009 12:21	3-AR1248	\\CANSVR11\DD\chem\GCS\a2hp10.i\903101C-1.b\016F1601.D

10-MAR-2009 10:49	2-AR1242	\\CANSVR11\DD\chem\GCS\a2hp10.i\903101C-1.b\010F1001.D
10-MAR-2009 09:17	1-AR1232	\\CANSVR11\DD\chem\GCS\a2hp10.i\903101C-1.b\004F0401.D

Cal Level: 4 , Cal Amount: 0.50000		
10-MAR-2009 18:45	14-AR1268	\\CANSVR11\DD\chem\GCS\a2hp10.i\903101C-1.b\041F4101.D
10-MAR-2009 17:12	13-AR1262	\\CANSVR11\DD\chem\GCS\a2hp10.i\903101C-1.b\035F3501.D
10-MAR-2009 15:40	12-AR1660TD	\\CANSVR11\DD\chem\GCS\a2hp10.i\903101C-1.b\029F2901.D
10-MAR-2009 14:08	9-AR2154	\\CANSVR11\DD\chem\GCS\a2hp10.i\903101C-1.b\023F2301.D
10-MAR-2009 12:36	3-AR1248	\\CANSVR11\DD\chem\GCS\a2hp10.i\903101C-1.b\017F1701.D
10-MAR-2009 11:04	2-AR1242	\\CANSVR11\DD\chem\GCS\a2hp10.i\903101C-1.b\011F1101.D
10-MAR-2009 09:32	1-AR1232	\\CANSVR11\DD\chem\GCS\a2hp10.i\903101C-1.b\005F0501.D

Cal Level: 5 , Cal Amount: 1.00000		
10-MAR-2009 19:00	14-AR1268	\\CANSVR11\DD\chem\GCS\a2hp10.i\903101C-1.b\042F4201.D
10-MAR-2009 17:28	13-AR1262	\\CANSVR11\DD\chem\GCS\a2hp10.i\903101C-1.b\036F3601.D
10-MAR-2009 15:56	12-AR1660TD	\\CANSVR11\DD\chem\GCS\a2hp10.i\903101C-1.b\030F3001.D
10-MAR-2009 14:24	9-AR2154	\\CANSVR11\DD\chem\GCS\a2hp10.i\903101C-1.b\024F2401.D
10-MAR-2009 12:52	3-AR1248	\\CANSVR11\DD\chem\GCS\a2hp10.i\903101C-1.b\018F1801.D
10-MAR-2009 11:19	2-AR1242	\\CANSVR11\DD\chem\GCS\a2hp10.i\903101C-1.b\012F1201.D
10-MAR-2009 09:47	1-AR1232	\\CANSVR11\DD\chem\GCS\a2hp10.i\903101C-1.b\006F0601.D

Cal Level: 6 , Cal Amount: 2.00000		
10-MAR-2009 19:15	14-AR1268	\\CANSVR11\DD\chem\GCS\a2hp10.i\903101C-1.b\043F4301.D
10-MAR-2009 17:43	13-AR1262	\\CANSVR11\DD\chem\GCS\a2hp10.i\903101C-1.b\037F3701.D
10-MAR-2009 16:11	12-AR1660TD	\\CANSVR11\DD\chem\GCS\a2hp10.i\903101C-1.b\031F3101.D
10-MAR-2009 14:39	9-AR2154	\\CANSVR11\DD\chem\GCS\a2hp10.i\903101C-1.b\025F2501.D
10-MAR-2009 13:07	3-AR1248	\\CANSVR11\DD\chem\GCS\a2hp10.i\903101C-1.b\019F1901.D
10-MAR-2009 11:35	2-AR1242	\\CANSVR11\DD\chem\GCS\a2hp10.i\903101C-1.b\013F1301.D
10-MAR-2009 10:03	1-AR1232	\\CANSVR11\DD\chem\GCS\a2hp10.i\903101C-1.b\007F0701.D

Continuing Calibration
Ccal Level Mode: GLOBAL LEVEL 4

Report Date : 11-Mar-2009 07:30

TestAmerica North Canton

INITIAL CALIBRATION DATA

Start Cal Date : 10-MAR-2009 08:46
End Cal Date : 10-MAR-2009 19:15
Quant Method : ESTD
Origin : Disabled
Target Version : 4.14
Integrator : Falcon
Method file : \\CANSVR11\DD\chem\GCS\a2hp10.i\903101C-1.b\PCB10.m
Last Edit : 11-Mar-2009 07:29 hassl
Curve Type : Average

Calibration File Names:
Level 1: \\CANSVR11\DD\chem\GCS\a2hp10.i\903101C-1.b\038F3801.D
Level 2: \\CANSVR11\DD\chem\GCS\a2hp10.i\903101C-1.b\039F3901.D
Level 3: \\CANSVR11\DD\chem\GCS\a2hp10.i\903101C-1.b\040F4001.D
Level 4: \\CANSVR11\DD\chem\GCS\a2hp10.i\903101C-1.b\041F4101.D
Level 5: \\CANSVR11\DD\chem\GCS\a2hp10.i\903101C-1.b\042F4201.D
Level 6: \\CANSVR11\DD\chem\GCS\a2hp10.i\903101C-1.b\043F4301.D

Compound	0.05000 Level 1	0.10000 Level 2	0.20000 Level 3	0.50000 Level 4	1.000 Level 5	2.000 Level 6	RRF	% RSD
2 AROCLOR-1221(1)	1389340	1359350	1303135	1194172	1134108	1067359	1241244	10.420
(2)	758900	704620	641495	609956	539871	476741	621931	16.700
(3)	3532880	3396970	3225800	2888538	2774145	2555971	3062384	12.475
3 AROCLOR-1016(1)	1599100	1489490	1384930	1254326	1139078	1100777	1327950	14.893
(2)	2456660	2278050	2106430	1915932	1774720	1643291	2029181	15.223
(3)	3923940	3631580	3481320	3316098	3239905	2999889	3432122	9.408
(4)	1987280	1856660	1761860	1631510	1564727	1478118	1713359	11.137
(5)	1676820	1568600	1485955	1364394	1319343	1231523	1441106	11.547
4 AROCLOR-1232(1)	1608060	1574930	1449140	1373354	1192521	1159432	1392906	13.532
(2)	960000	1005090	936600	869174	773456	746403	881787	11.845
(3)	1615180	1607520	1501045	1443704	1342717	1328888	1473176	8.462
(4)	815720	818350	776810	732950	662203	653848	743314	9.828
(5)	628860	612580	587165	553374	499311	485841	561189	10.531
5 AROCLOR-1242(1)	2353440	2047300	1965450	1827782	1880330	1567136	1940240	13.406
(2)	4144060	3789680	3539005	3343392	2962723	2847482	3437724	14.345
(3)	8413800	7047940	6724625	6580224	6002375	5935148	6784019	13.352
(4)	3644500	3262510	3049890	2970446	2689047	2640735	3042855	12.318
(5)	3505400	3169090	2996765	2923308	2641861	2594582	2971834	11.439
6 AROCLOR-1248(1)	926200	896550	860315	797344	729910	677960	814713	11.951
(2)	1855620	1818960	1723255	1676046	1602394	1500380	1696109	7.856
(3)	2034540	1962770	1842770	1794994	1678745	1575443	1814877	9.453
(4)	1554940	1524880	1459775	1430512	1364483	1291084	1437612	6.868
(5)	1075280	1037100	1013520	990176	936281	891164	990587	6.801
7 AROCLOR-1254(1)	1850740	1780660	1661805	1543470	1497261	1410362	1624050	10.506
(2)	3265680	3147580	3032975	2876484	2867940	2684314	2979162	7.092
(3)	2317420	2268730	2111730	1993654	2008289	1899200	2099837	7.852
(4)	1909600	1891670	1761345	1642152	1628303	1536873	1728324	8.764
(5)	2746020	2654700	2506435	2393516	2418706	2274675	2499009	7.005

Report Date : 11-Mar-2009 07:30

TestAmerica North Canton

INITIAL CALIBRATION DATA

Start Cal Date : 10-MAR-2009 08:46
End Cal Date : 10-MAR-2009 19:15
Quant Method : ESTD
Origin : Disabled
Target Version : 4.14
Integrator : Falcon
Method file : \\CANSVR11\DD\chem\GCS\a2hp10.i\903101C-1.b\PCB10.m
Last Edit : 11-Mar-2009 07:29 hassl
Curve Type : Average

	0.05000	0.10000	0.20000	0.50000	1.000	2.000	___	
Compound	Level 1	Level 2	Level 3	Level 4	Level 5	Level 6	RRF	% RSD
8 AROCLOR-1260 (1)	5939100	5654630	5292110	4913814	4815588	4462031	5179546	10.691
(2)	10847140	10112840	9507855	8893782	8705668	8019934	9347870	10.952
(3)	9962340	9372420	8900315	8434520	8292081	7659844	8770253	9.368
(4)	13308080	12625870	12191620	11720106	11726501	10722074	12049042	7.340
(5)	6530080	6297930	6017425	5716816	5728644	5245778	5922779	7.763
9 AROCLOR-1262 (1)	2222360	2109040	1956725	1790530	1725112	1700447	1917369	11.220
(2)	2947120	2815550	2591875	2379176	2288706	2300046	2553745	10.934
(3)	3472140	3343350	3047855	2810136	2724553	2759449	3026247	10.541
(4)	3426420	3280970	3040170	2835574	2750283	2787452	3020145	9.301
(5)	6179460	6083820	5683855	5381000	5180717	5343546	5642066	7.333
10 AROCLOR-1268 (1)	2046780	1924720	1888870	1679582	1565980	1590615	1782758	11.097
(2)	7470000	7241400	6883540	6811118	6262994	6427243	6849383	6.733
(3)	6831020	6665180	6437590	6336498	5877618	6149703	6382935	5.406
(4)	5799140	5577960	5394405	5292080	4886141	5114566	5344049	6.089
(5)	16732760	16623350	15904685	15970692	14594949	15258168	15847434	5.142
M 11 TOTAL PCB	+++++	+++++	+++++	+++++	+++++	+++++	+++++	+++++ <-
$ 1 TCMX	156180800	141991200	134243300	131303640	126153580	115402800	134212553	10.380
$ 12 DCB	112731600	103288000	98742600	92215720	91768840	81260100	96667810	11.212

TestAmerica North Canton

PCB 8082/608

Data file : \\CANSVR11\DD\chem\GCS\a2hp10.i\903101C-1.b\002F0201.D
Lab Smp Id: 1232
Inj Date : 10-MAR-2009 08:46
Operator : Inst ID: a2hp10.i
Smp Info : 1232,,1,1
Misc Info : 1-AR1232.SUB
Comment :
Method : \\CANSVR11\DD\chem\GCS\a2hp10.i\903101C-1.b\PCB10.m
Meth Date : 11-Mar-2009 07:34 hassl Quant Type: ESTD
Cal Date : 10-MAR-2009 08:46 Cal File: 002F0201.D
Als bottle: 2 Calibration Sample, Level: 1
Dil Factor: 1.00000
Integrator: Falcon Compound Sublist: 1-AR1232.SUB
Target Version: 4.14 Sample Matrix: None
Processing Host: CANPMSV21

				AMOUNTS			
				CAL-AMT	ON-COL		
RT	EXP RT	DLT RT	RESPONSE	(ng)	(ng)	TARGET RANGE	RATIO
4 AROCLOR-1232					CAS #: 11141-16-5		
1.523	1.522	0.001	80403	0.05000	0.05000	75.00- 125.00	100.00
1.836	1.837	-0.001	48000	0.05000	0.05000	47.47- 79.11	59.70
2.265	2.265	0.000	80759	0.05000	0.05000	78.84- 131.40	100.44
2.395	2.395	0.000	40786	0.05000	0.05000	40.03- 66.71	50.73
2.804	2.804	0.000	31443	0.05000	0.05000	30.22- 50.37	39.11
		Average of Peak Amounts =			0.05000		

Data File: \\CANSVR11\DD\chem\GCS\a2hp10.i\903101C-1.b\002F0201.D
Date : 10-MAR-2009 08:46
Client ID:
Instrument: a2hp10.i
Sample Info: 1232,,1,1
Operator:
Column phase: restek pest clpI
Column diameter: 0.53

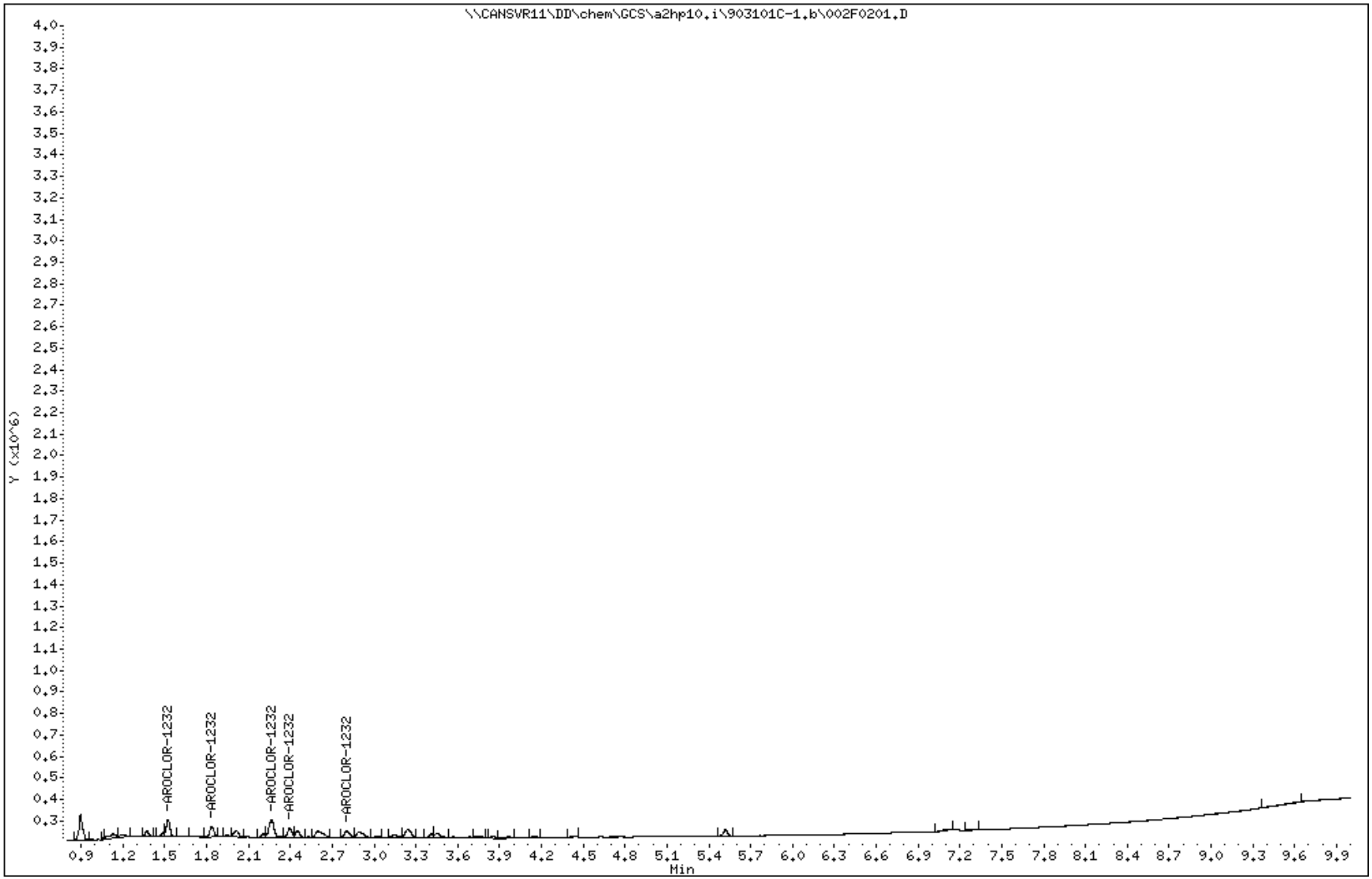

TestAmerica North Canton

PCB 8082/608

Data file : \\CANSVR11\DD\chem\GCS\a2hp10.i\903101C-1.b\003F0301.D
Lab Smp Id: 1232
Inj Date : 10-MAR-2009 09:01
Operator : Inst ID: a2hp10.i
Smp Info : 1232,,1,2
Misc Info : 1-AR1232.SUB
Comment :
Method : \\CANSVR11\DD\chem\GCS\a2hp10.i\903101C-1.b\PCB10.m
Meth Date : 11-Mar-2009 07:34 hassl Quant Type: ESTD
Cal Date : 10-MAR-2009 09:01 Cal File: 003F0301.D
Als bottle: 3 Calibration Sample, Level: 2
Dil Factor: 1.00000
Integrator: Falcon Compound Sublist: 1-AR1232.SUB
Target Version: 4.14 Sample Matrix: None
Processing Host: CANPMSV21

				AMOUNTS			
				CAL-AMT	ON-COL		
RT	EXP RT	DLT RT	RESPONSE	(ng)	(ng)	TARGET RANGE	RATIO
4 AROCLOR-1232					CAS #: 11141-16-5		
1.522	1.522	0.000	157493	0.10000	0.09896	75.00- 125.00	100.00
1.836	1.837	-0.001	100509	0.10000	0.1023	47.47- 79.11	63.82
2.265	2.265	0.000	160752	0.10000	0.09976	78.84- 131.40	102.07
2.396	2.395	0.001	81835	0.10000	0.1002	40.03- 66.71	51.96
2.804	2.804	0.000	61258	0.10000	0.09869	30.22- 50.37	38.90
		Average of Peak Amounts =			0.09998		

Data File: \\CANSVR11\DD\chem\GCS\a2hp10.i\903101C-1.b\003F0301.D
Date : 10-MAR-2009 09:01
Client ID:
Sample Info: 1232,,1,2
Column phase: restek pest clpI

Instrument: a2hp10.i
Operator:
Column diameter: 0.53

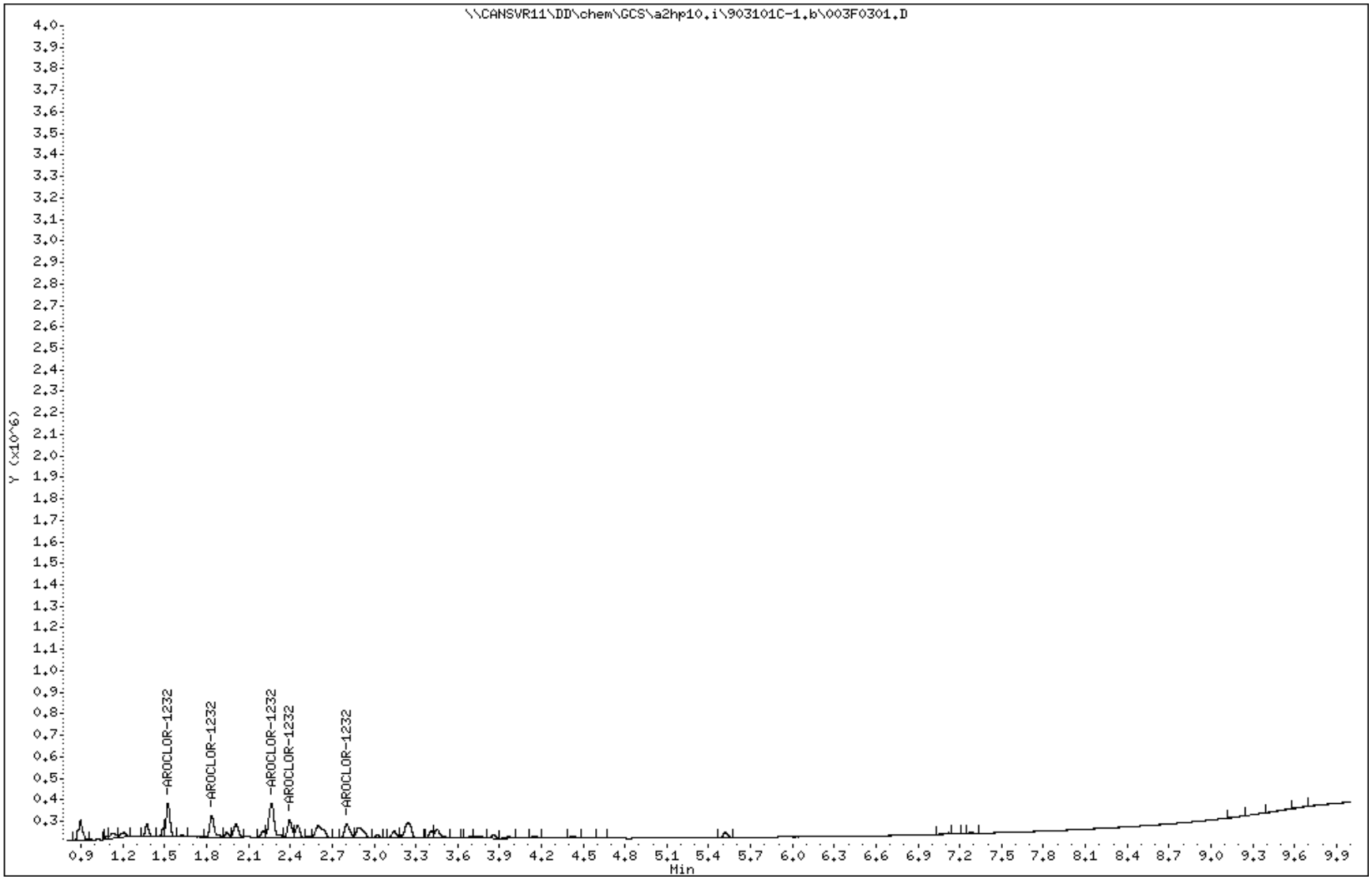

TestAmerica North Canton

PCB 8082/608

Data file : \\CANSVR11\DD\chem\GCS\a2hp10.i\903101C-1.b\004F0401.D
Lab Smp Id: 1232
Inj Date : 10-MAR-2009 09:17
Operator : Inst ID: a2hp10.i
Smp Info : 1232,,1,3
Misc Info : 1-AR1232.SUB
Comment :
Method : \\CANSVR11\DD\chem\GCS\a2hp10.i\903101C-1.b\PCB10.m
Meth Date : 11-Mar-2009 07:34 hassl Quant Type: ESTD
Cal Date : 10-MAR-2009 09:17 Cal File: 004F0401.D
Als bottle: 4 Calibration Sample, Level: 3
Dil Factor: 1.00000
Integrator: Falcon Compound Sublist: 1-AR1232.SUB
Target Version: 4.14 Sample Matrix: None
Processing Host: CANPMSV21

				AMOUNTS			
				CAL-AMT	ON-COL		
RT	EXP RT	DLT RT	RESPONSE	(ng)	(ng)	TARGET RANGE	RATIO
4 AROCLOR-1232					CAS #: 11141-16-5		
1.523	1.522	0.001	289828	0.20000	0.1877	75.00- 125.00	100.00
1.837	1.837	0.000	187320	0.20000	0.1937	47.47- 79.11	64.63
2.264	2.265	-0.001	300209	0.20000	0.1906	78.84- 131.40	103.58
2.395	2.395	0.000	155362	0.20000	0.1933	40.03- 66.71	53.60
2.803	2.804	-0.001	117433	0.20000	0.1926	30.22- 50.37	40.52
		Average of Peak Amounts =			0.19158		

Data File: \\CANSVR11\DD\chem\GCS\a2hp10.i\903101C-1.b\004F0401.D
Date : 10-MAR-2009 09:17
Client ID:
Sample Info: 1232,,1,3
Column phase: restek pest clpI

Instrument: a2hp10.i
Operator:
Column diameter: 0.53

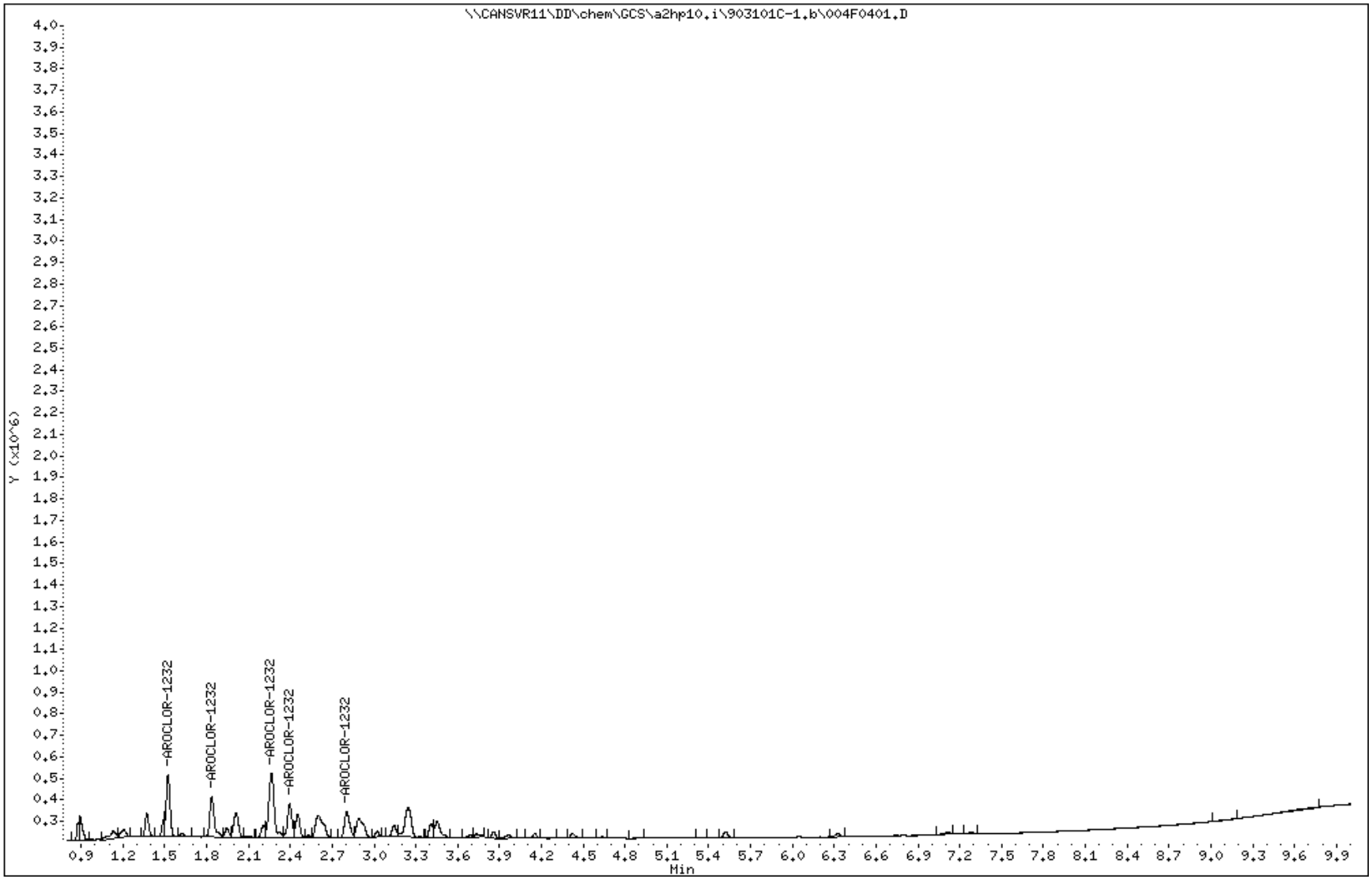

TestAmerica North Canton

PCB 8082/608

Data file : \\CANSVR11\DD\chem\GCS\a2hp10.i\903101C-1.b\005F0501.D
Lab Smp Id: 1232
Inj Date : 10-MAR-2009 09:32
Operator : Inst ID: a2hp10.i
Smp Info : 1232,,1,4
Misc Info : 1-AR1232.SUB
Comment :
Method : \\CANSVR11\DD\chem\GCS\a2hp10.i\903101C-1.b\PCB10.m
Meth Date : 11-Mar-2009 07:34 hassl Quant Type: ESTD
Cal Date : 10-MAR-2009 09:32 Cal File: 005F0501.D
Als bottle: 5 Calibration Sample, Level: 4
Dil Factor: 1.00000
Integrator: Falcon Compound Sublist: 1-AR1232.SUB
Target Version: 4.14 Sample Matrix: None
Processing Host: CANPMSV21

				AMOUNTS			
				CAL-AMT	ON-COL		
RT	EXP RT	DLT RT	RESPONSE	(ng)	(ng)	TARGET RANGE	RATIO
4 AROCLOR-1232					CAS #: 11141-16-5		
1.523	1.522	0.001	686677	0.50000	0.4574	75.00- 125.00	100.00
1.837	1.837	0.000	434587	0.50000	0.4610	47.47- 79.11	63.29
2.265	2.265	0.000	721852	0.50000	0.4682	78.84- 131.40	105.12
2.395	2.395	0.000	366475	0.50000	0.4663	40.03- 66.71	53.37
2.805	2.804	0.001	276687	0.50000	0.4646	30.22- 50.37	40.29
		Average of Peak Amounts =			0.46350		

Data File: \\CANSVR11\DD\chem\GCS\a2hp10.i\903101C-1.b\005F0501.D
Date : 10-MAR-2009 09:32
Client ID:
Sample Info: 1232,,1,4
Column phase: restek pest clpI

Instrument: a2hp10.i
Operator:
Column diameter: 0.53

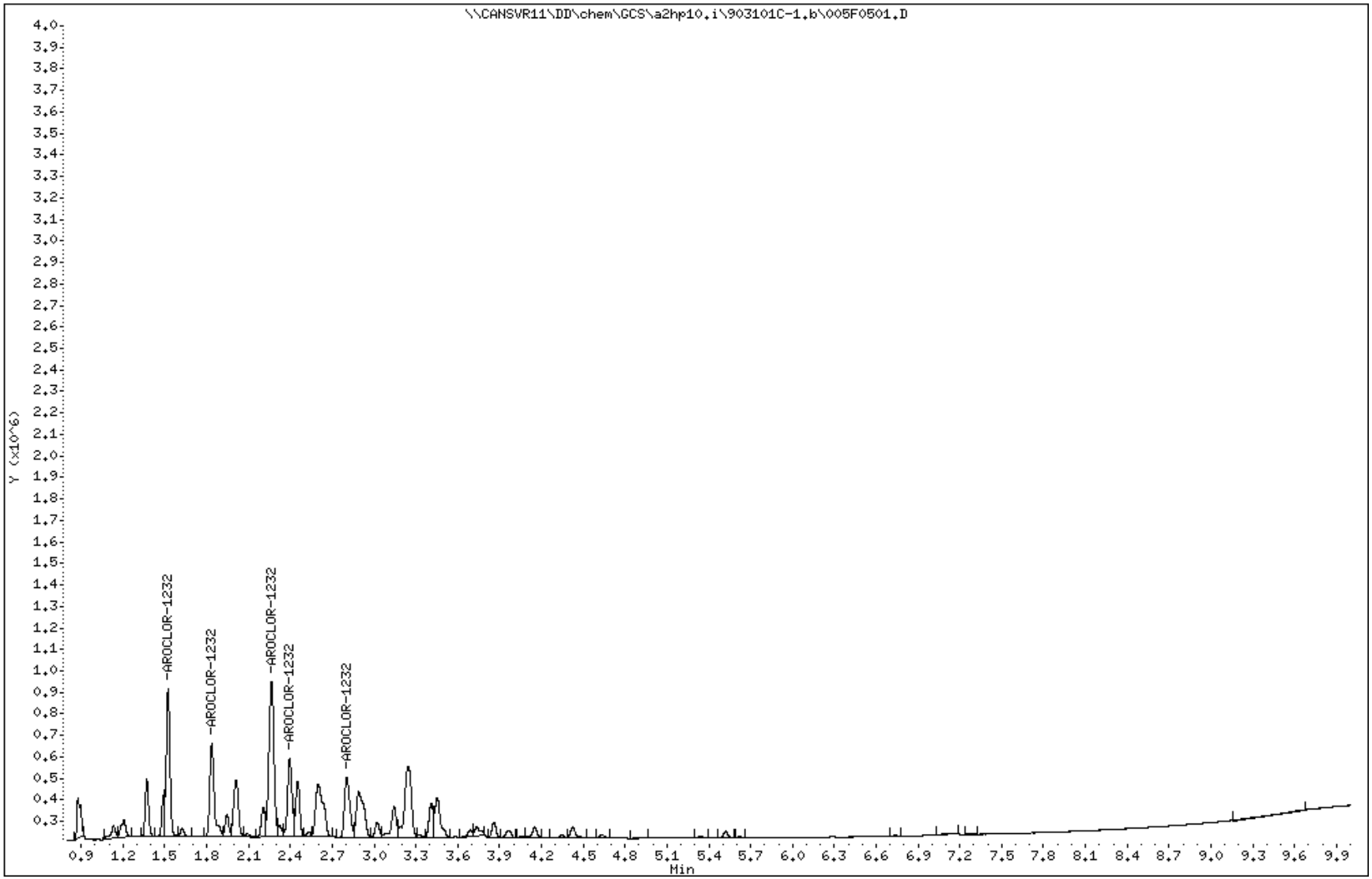

TestAmerica North Canton

PCB 8082/608

Data file : \\CANSVR11\DD\chem\GCS\a2hp10.i\903101C-1.b\006F0601.D
Lab Smp Id: 1232
Inj Date : 10-MAR-2009 09:47
Operator : Inst ID: a2hp10.i
Smp Info : 1232,,1,5
Misc Info : 1-AR1232.SUB
Comment :
Method : \\CANSVR11\DD\chem\GCS\a2hp10.i\903101C-1.b\PCB10.m
Meth Date : 11-Mar-2009 07:34 hassl Quant Type: ESTD
Cal Date : 10-MAR-2009 19:15 Cal File: 043F4301.D
Als bottle: 6 Calibration Sample, Level: 5
Dil Factor: 1.00000
Integrator: Falcon Compound Sublist: 1-AR1232.SUB
Target Version: 4.14 Sample Matrix: None
Processing Host: CANPMSV21

				AMOUNTS			
				CAL-AMT	ON-COL		
RT	EXP RT	DLT RT	RESPONSE	(ng)	(ng)	TARGET RANGE	RATIO
4 AROCLOR-1232					CAS #: 11141-16-5		
1.523	1.522	0.001	1192521	1.00000	0.8561	75.00- 125.00	100.00
1.837	1.837	0.000	773456	1.00000	0.8771	47.47- 79.11	64.86
2.266	2.265	0.001	1342717	1.00000	0.9114	78.84- 131.40	112.59
2.395	2.395	0.000	662203	1.00000	0.8909	40.03- 66.71	55.53
2.804	2.804	0.000	499311	1.00000	0.8897	30.22- 50.37	41.87
		Average of Peak Amounts =			0.88504		

Data File: \\CANSVR11\DD\chem\GCS\a2hp10.i\903101C-1.b\006F0601.D
Date : 10-MAR-2009 09:47
Client ID:
Sample Info: 1232,,1,5
Column phase: restek pest clpI

Instrument: a2hp10.i
Operator:
Column diameter: 0.53

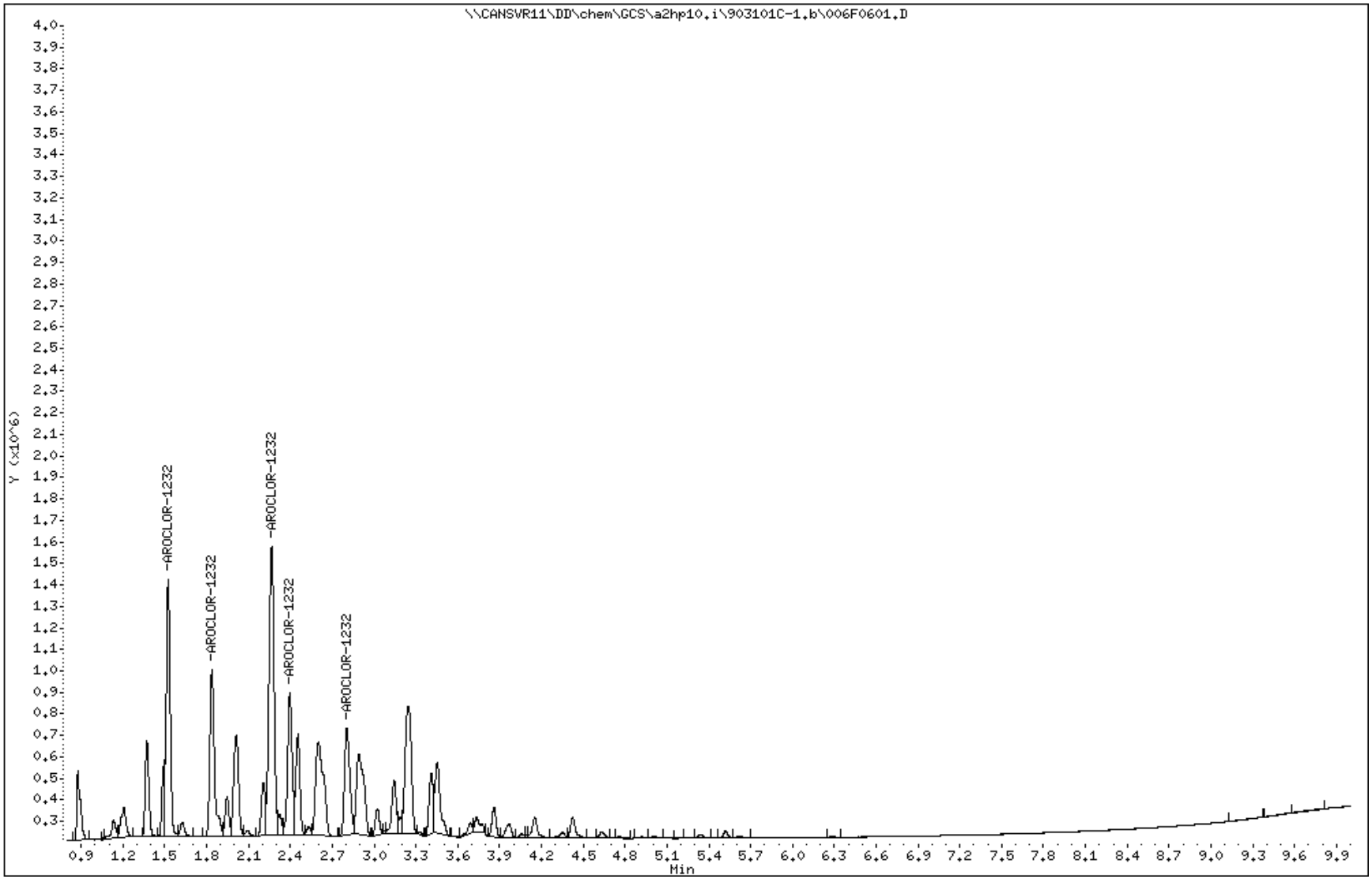

TestAmerica North Canton

PCB 8082/608

Data file : \\CANSVR11\DD\chem\GCS\a2hp10.i\903101C-1.b\007F0701.D
Lab Smp Id: 1232
Inj Date : 10-MAR-2009 10:03
Operator : Inst ID: a2hp10.i
Smp Info : 1232,,1,6
Misc Info : 1-AR1232.SUB
Comment :
Method : \\CANSVR11\DD\chem\GCS\a2hp10.i\903101C-1.b\PCB10.m
Meth Date : 11-Mar-2009 07:34 hassl Quant Type: ESTD
Cal Date : 10-MAR-2009 10:03 Cal File: 007F0701.D
Als bottle: 7 Calibration Sample, Level: 6
Dil Factor: 1.00000
Integrator: Falcon Compound Sublist: 1-AR1232.SUB
Target Version: 4.14 Sample Matrix: None
Processing Host: CANPMSV21

				AMOUNTS			
				CAL-AMT	ON-COL		
RT	EXP RT	DLT RT	RESPONSE	(ng)	(ng)	TARGET RANGE	RATIO
4 AROCLOR-1232					CAS #: 11141-16-5		
1.522	1.522	0.000	2318864	2.00000	1.665	75.00- 125.00	100.00
1.837	1.837	0.000	1492805	2.00000	1.693	47.47- 79.11	64.38
2.265	2.265	0.000	2657775	2.00000	1.804	78.84- 131.40	114.62
2.395	2.395	0.000	1307696	2.00000	1.759	40.03- 66.71	56.39
2.804	2.804	0.000	971682	2.00000	1.731	30.22- 50.37	41.90
		Average of Peak Amounts =			1.73040		

2706

Data File: \\CANSVR11\DD\chem\GCS\a2hp10.i\903101C-1.b\007F0701.D
Date : 10-MAR-2009 10:03
Client ID:
Instrument: a2hp10.i
Sample Info: 1232,,1,6
Operator:
Column phase: restek pest clpI
Column diameter: 0.53

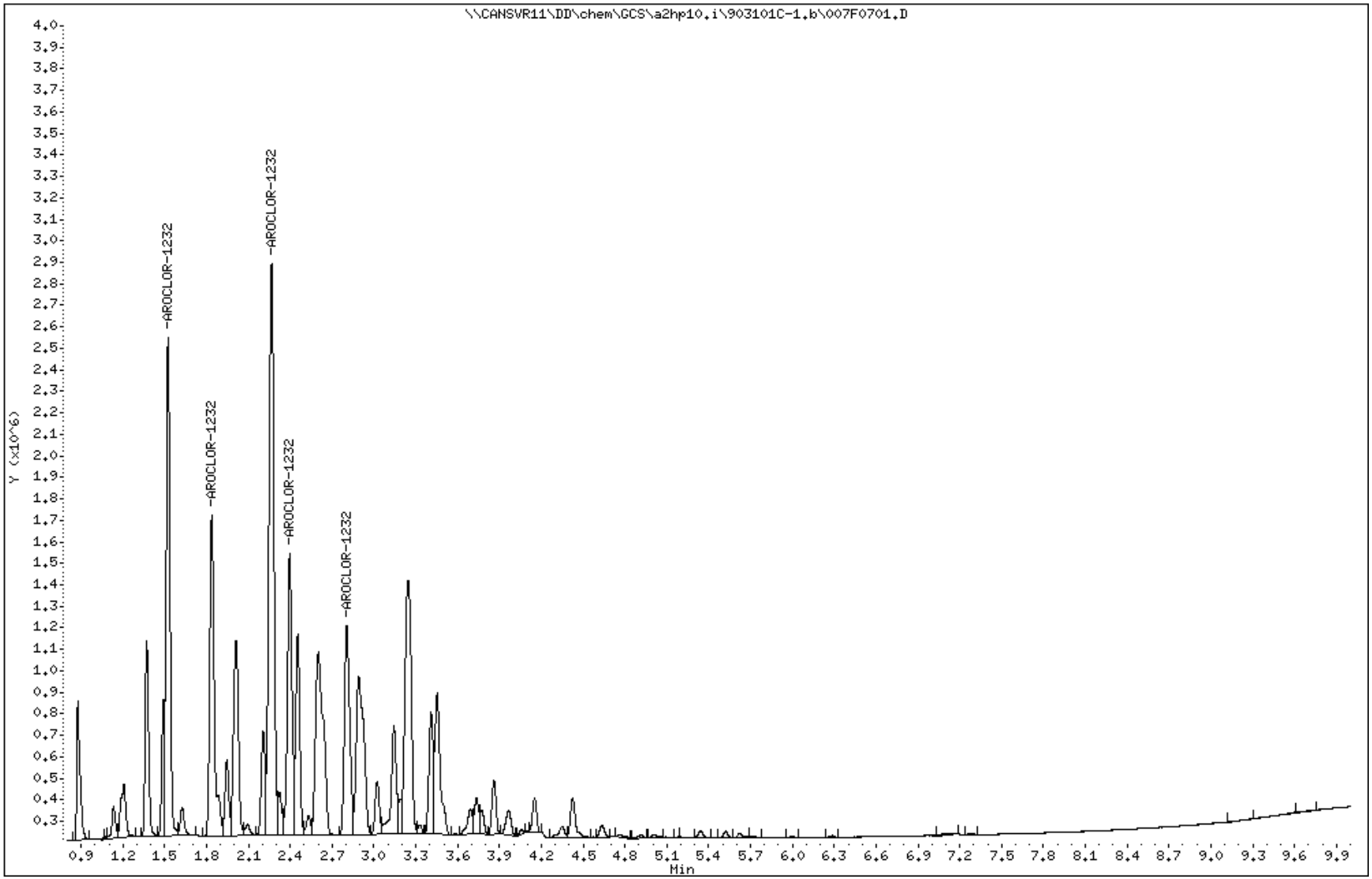

North Canton

TestAmerica North Canton

PCB 8082/608

Data file : \\CANSVR11\DD\chem\GCS\a2hp10.i\903101C-1.b\008F0801.D
Lab Smp Id: 1242
Inj Date : 10-MAR-2009 10:18
Operator : Inst ID: a2hp10.i
Smp Info : 1242,,1,1
Misc Info : 2-AR1242.SUB
Comment :
Method : \\CANSVR11\DD\chem\GCS\a2hp10.i\903101C-1.b\PCB10.m
Meth Date : 11-Mar-2009 07:34 hassl Quant Type: ESTD
Cal Date : 10-MAR-2009 10:18 Cal File: 008F0801.D
Als bottle: 8 Calibration Sample, Level: 1
Dil Factor: 1.00000
Integrator: Falcon Compound Sublist: 2-AR1242.SUB
Target Version: 4.14 Sample Matrix: None
Processing Host: CANPMSV21

				AMOUNTS			
				CAL-AMT	ON-COL		
RT	EXP RT	DLT RT	RESPONSE	(ng)	(ng)	TARGET RANGE	RATIO
5 AROCLOR-1242					CAS #: 53469-21-9		
1.523	1.524	-0.001	117672	0.05000	0.05000	75.00- 125.00	100.00
1.837	1.836	0.001	207203	0.05000	0.05000	137.19- 228.65	176.08
2.266	2.266	0.000	420690	0.05000	0.05000	270.01- 450.01	357.51
2.395	2.395	0.000	182225	0.05000	0.05000	121.89- 203.15	154.86
2.804	2.805	-0.001	175270	0.05000	0.05000	119.95- 199.92	148.95
		Average of Peak Amounts =			0.05000		

Data File: \\CANSVR11\DD\chem\GCS\a2hp10.i\903101C-1.b\008F0801.D
Date : 10-MAR-2009 10:18
Client ID:
Instrument: a2hp10.i
Sample Info: 1242,,1,1
Operator:
Column phase: restek pest clpI
Column diameter: 0.53

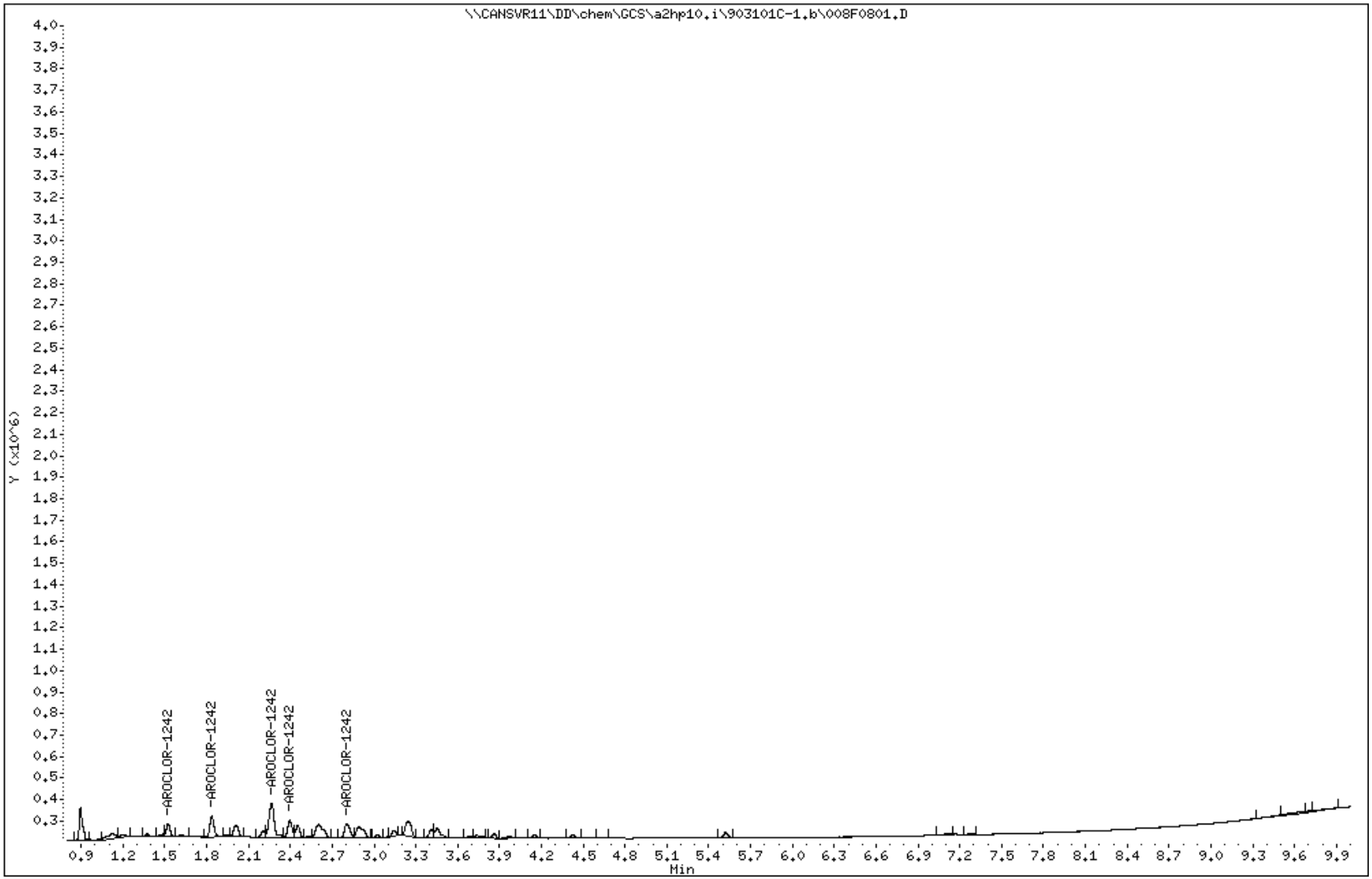

TestAmerica North Canton

PCB 8082/608

Data file : \\CANSVR11\DD\chem\GCS\a2hp10.i\903101C-1.b\009F0901.D
Lab Smp Id: 1242
Inj Date : 10-MAR-2009 10:33
Operator : Inst ID: a2hp10.i
Smp Info : 1242,,1,2
Misc Info : 2-AR1242.SUB
Comment :
Method : \\CANSVR11\DD\chem\GCS\a2hp10.i\903101C-1.b\PCB10.m
Meth Date : 11-Mar-2009 07:34 hassl Quant Type: ESTD
Cal Date : 10-MAR-2009 10:33 Cal File: 009F0901.D
Als bottle: 9 Calibration Sample, Level: 2
Dil Factor: 1.00000
Integrator: Falcon Compound Sublist: 2-AR1242.SUB
Target Version: 4.14 Sample Matrix: None
Processing Host: CANPMSV21

				AMOUNTS			
				CAL-AMT	ON-COL		
RT	EXP RT	DLT RT	RESPONSE	(ng)	(ng)	TARGET RANGE	RATIO
5 AROCLOR-1242					CAS #: 53469-21-9		
1.523	1.524	-0.001	204730	0.10000	0.09304	75.00- 125.00	100.00
1.836	1.836	0.000	378968	0.10000	0.09553	137.19- 228.65	185.11
2.264	2.266	-0.002	704794	0.10000	0.09117	270.01- 450.01	344.26
2.395	2.395	0.000	326251	0.10000	0.09447	121.89- 203.15	159.36
2.803	2.805	-0.002	316909	0.10000	0.09496	119.95- 199.92	154.79
		Average of Peak Amounts =			0.09383		

Data File: \\CANSVR11\DD\chem\GCS\a2hp10.i\903101C-1.b\009F0901.D
Date : 10-MAR-2009 10:33
Client ID:
Instrument: a2hp10.i
Sample Info: 1242,,1,2
Operator:
Column phase: restek pest clpI
Column diameter: 0.53

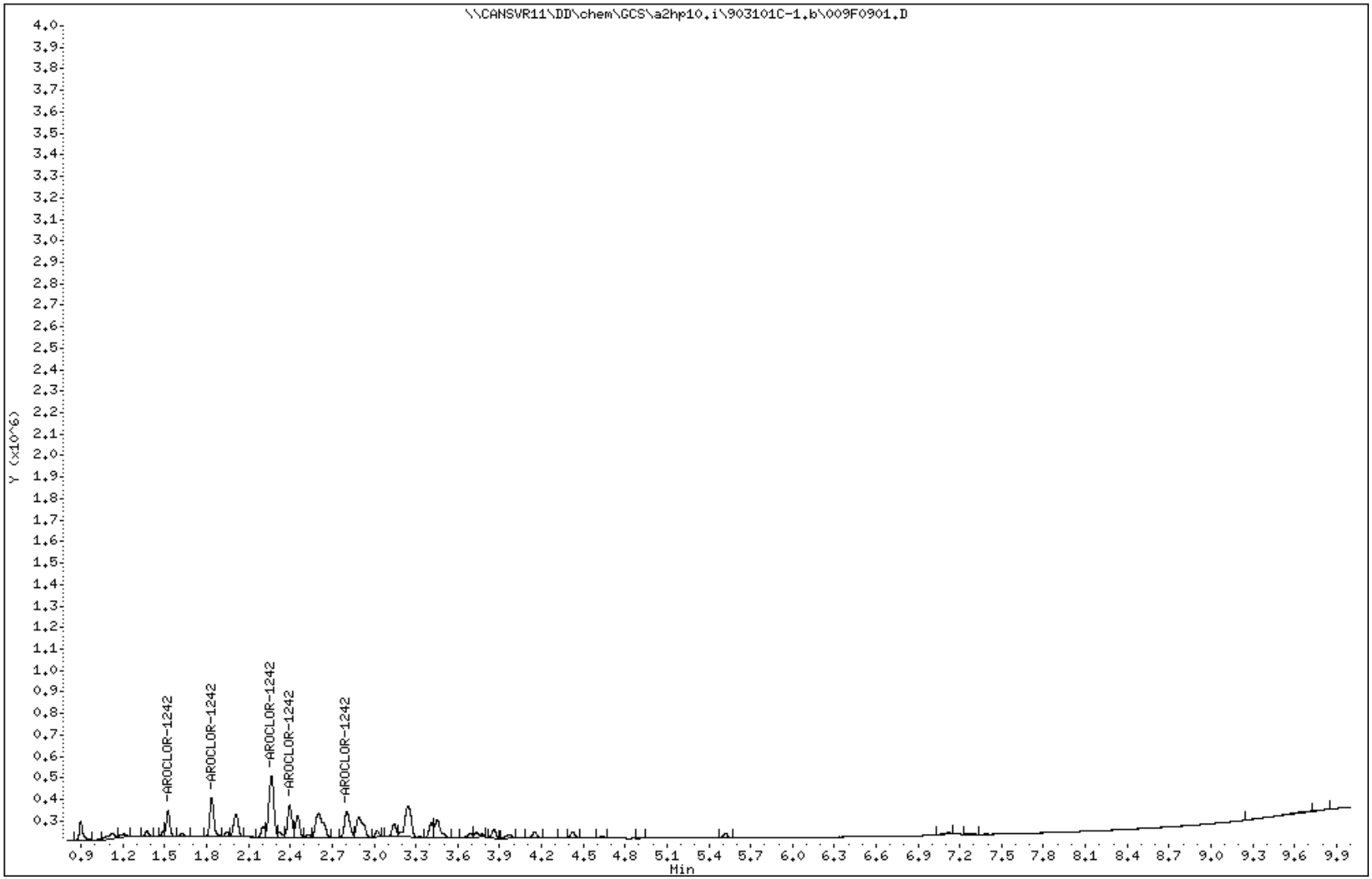

TestAmerica North Canton

PCB 8082/608

Data file : \\CANSVR11\DD\chem\GCS\a2hp10.i\903101C-1.b\010F1001.D
Lab Smp Id: 1242
Inj Date : 10-MAR-2009 10:49
Operator : Inst ID: a2hp10.i
Smp Info : 1242,,1,3
Misc Info : 2-AR1242.SUB
Comment :
Method : \\CANSVR11\DD\chem\GCS\a2hp10.i\903101C-1.b\PCB10.m
Meth Date : 11-Mar-2009 07:34 hassl Quant Type: ESTD
Cal Date : 10-MAR-2009 10:49 Cal File: 010F1001.D
Als bottle: 10 Calibration Sample, Level: 3
Dil Factor: 1.00000
Integrator: Falcon Compound Sublist: 2-AR1242.SUB
Target Version: 4.14 Sample Matrix: None
Processing Host: CANPMSV21

				AMOUNTS			
				CAL-AMT	ON-COL		
RT	EXP RT	DLT RT	RESPONSE	(ng)	(ng)	TARGET RANGE	RATIO
5 AROCLOR-1242					CAS #: 53469-21-9		
1.523	1.524	-0.001	393090	0.20000	0.1852	75.00- 125.00	100.00
1.836	1.836	0.000	707801	0.20000	0.1851	137.19- 228.65	180.06
2.264	2.266	-0.002	1344925	0.20000	0.1818	270.01- 450.01	342.14
2.395	2.395	0.000	609978	0.20000	0.1838	121.89- 203.15	155.18
2.803	2.805	-0.002	599353	0.20000	0.1859	119.95- 199.92	152.47
		Average of Peak Amounts =			0.18436		

Data File: \\CANSVR11\DD\chem\GCS\a2hp10.i\903101C-1.b\010F1001.D
Date : 10-MAR-2009 10:49
Client ID:
Sample Info: 1242,,1,3
Column phase: restek pest clpI

Instrument: a2hp10.i
Operator:
Column diameter: 0.53

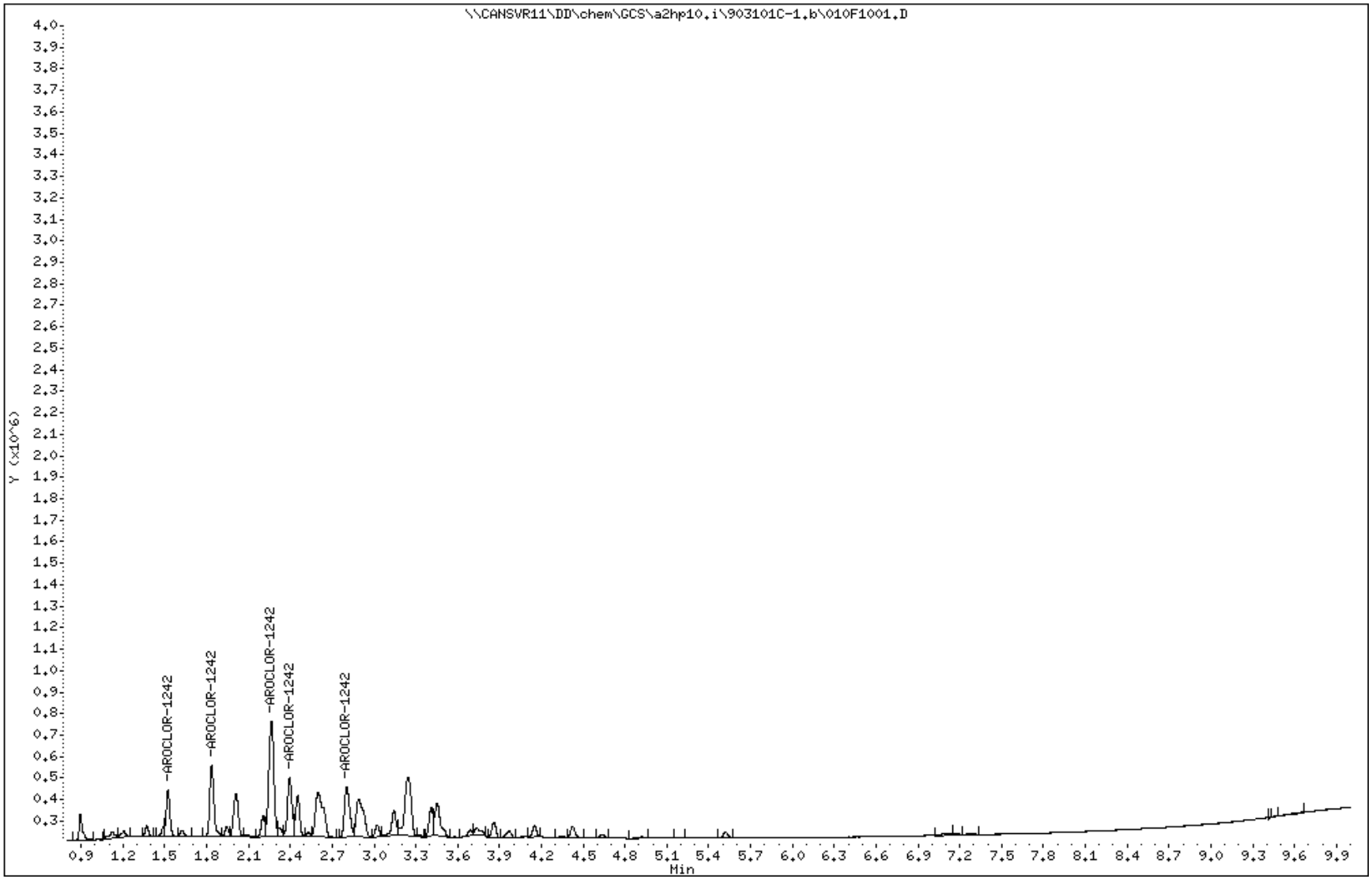

TestAmerica North Canton

PCB 8082/608

Data file : \\CANSVR11\DD\chem\GCS\a2hp10.i\903101C-1.b\011F1101.D
Lab Smp Id: 1242
Inj Date : 10-MAR-2009 11:04
Operator : Inst ID: a2hp10.i
Smp Info : 1242,,1,4
Misc Info : 2-AR1242.SUB
Comment :
Method : \\CANSVR11\DD\chem\GCS\a2hp10.i\903101C-1.b\PCB10.m
Meth Date : 11-Mar-2009 07:34 hassl Quant Type: ESTD
Cal Date : 10-MAR-2009 11:04 Cal File: 011F1101.D
Als bottle: 11 Calibration Sample, Level: 4
Dil Factor: 1.00000
Integrator: Falcon Compound Sublist: 2-AR1242.SUB
Target Version: 4.14 Sample Matrix: None
Processing Host: CANPMSV21

				AMOUNTS			
				CAL-AMT	ON-COL		
RT	EXP RT	DLT RT	RESPONSE	(ng)	(ng)	TARGET RANGE	RATIO
5 AROCLOR-1242					CAS #: 53469-21-9		
1.523	1.524	-0.001	913891	0.50000	0.4461	75.00- 125.00	100.00
1.836	1.836	0.000	1671696	0.50000	0.4513	137.19- 228.65	182.92
2.264	2.266	-0.002	3290112	0.50000	0.4575	270.01- 450.01	360.01
2.394	2.395	-0.001	1485223	0.50000	0.4596	121.89- 203.15	162.52
2.804	2.805	-0.001	1461654	0.50000	0.4642	119.95- 199.92	159.94
		Average of Peak Amounts =			0.45574		

Data File: \\CANSVR11\DD\chem\GCS\a2hp10.i\903101C-1.b\011F1101.D
Date : 10-MAR-2009 11:04
Client ID:
Instrument: a2hp10.i
Sample Info: 1242,,1,4
Operator:
Column phase: restek pest clpI
Column diameter: 0.53

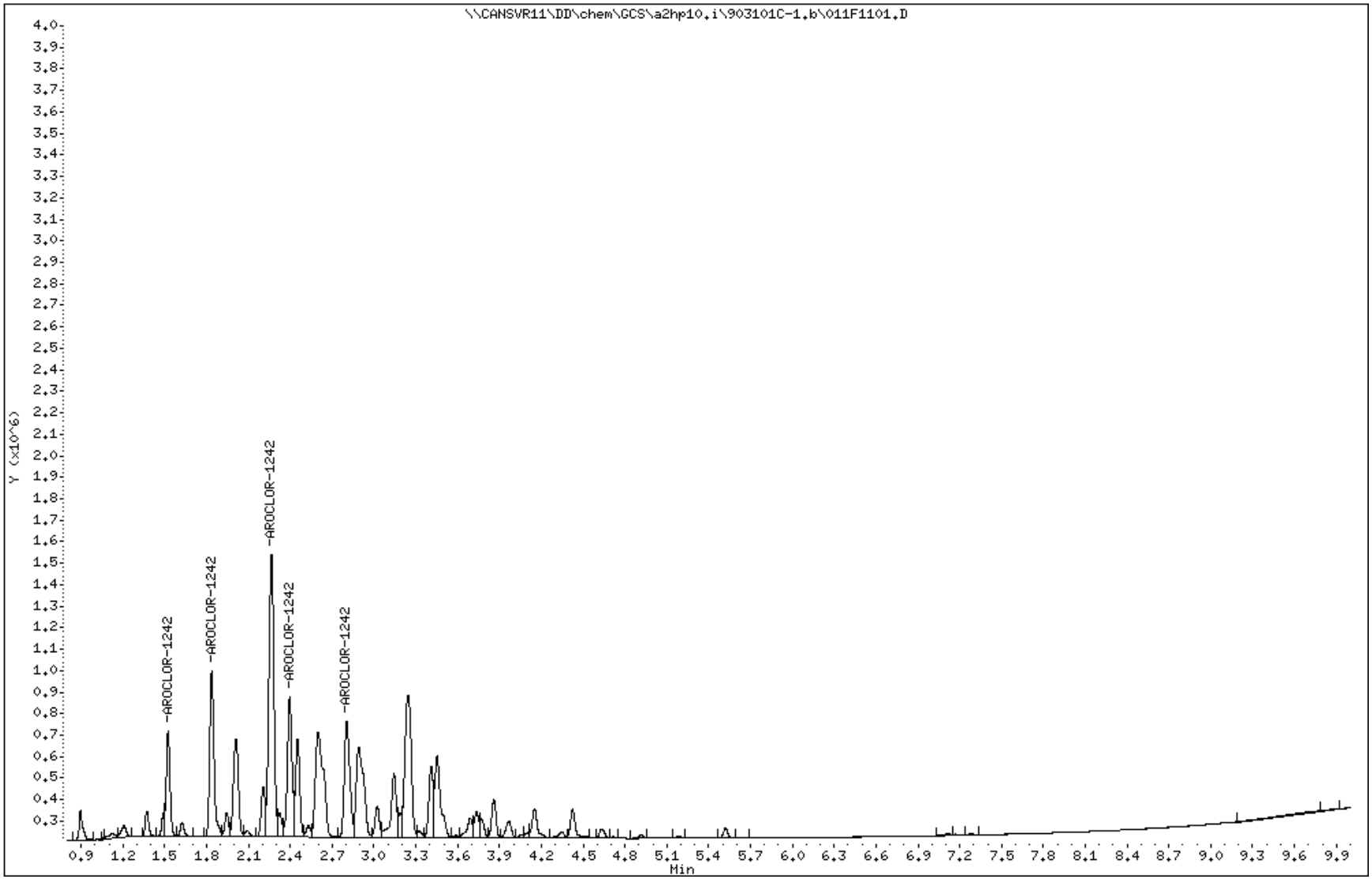

TestAmerica North Canton

PCB 8082/608

Data file : \\CANSVR11\DD\chem\GCS\a2hp10.i\903101C-1.b\012F1201.D
Lab Smp Id: 1242
Inj Date : 10-MAR-2009 11:19
Operator : Inst ID: a2hp10.i
Smp Info : 1242,,1,5
Misc Info : 2-AR1242.SUB
Comment :
Method : \\CANSVR11\DD\chem\GCS\a2hp10.i\903101C-1.b\PCB10.m
Meth Date : 11-Mar-2009 07:34 hassl Quant Type: ESTD
Cal Date : 10-MAR-2009 11:19 Cal File: 012F1201.D
Als bottle: 12 Calibration Sample, Level: 5
Dil Factor: 1.00000
Integrator: Falcon Compound Sublist: 2-AR1242.SUB
Target Version: 4.14 Sample Matrix: None
Processing Host: CANPMSV21

				AMOUNTS			
				CAL-AMT	ON-COL		
RT	EXP RT	DLT RT	RESPONSE	(ng)	(ng)	TARGET RANGE	RATIO
5 AROCLOR-1242					CAS #: 53469-21-9		
1.524	1.524	0.000	1880330	1.00000	0.9332	75.00- 125.00	100.00
1.837	1.836	0.001	2962723	1.00000	0.8332	137.19- 228.65	157.56
2.265	2.266	-0.001	6002375	1.00000	0.8632	270.01- 450.01	319.22
2.396	2.395	0.001	2689047	1.00000	0.8610	121.89- 203.15	143.01
2.804	2.805	-0.001	2641861	1.00000	0.8670	119.95- 199.92	140.50
		Average of Peak Amounts =			0.87152		

Data File: \\CANSVR11\DD\chem\GCS\a2hp10.i\903101C-1.b\012F1201.D
Date : 10-MAR-2009 11:19
Client ID:
Instrument: a2hp10.i
Sample Info: 1242,,1,5
Operator:
Column phase: restek pest clpI
Column diameter: 0.53

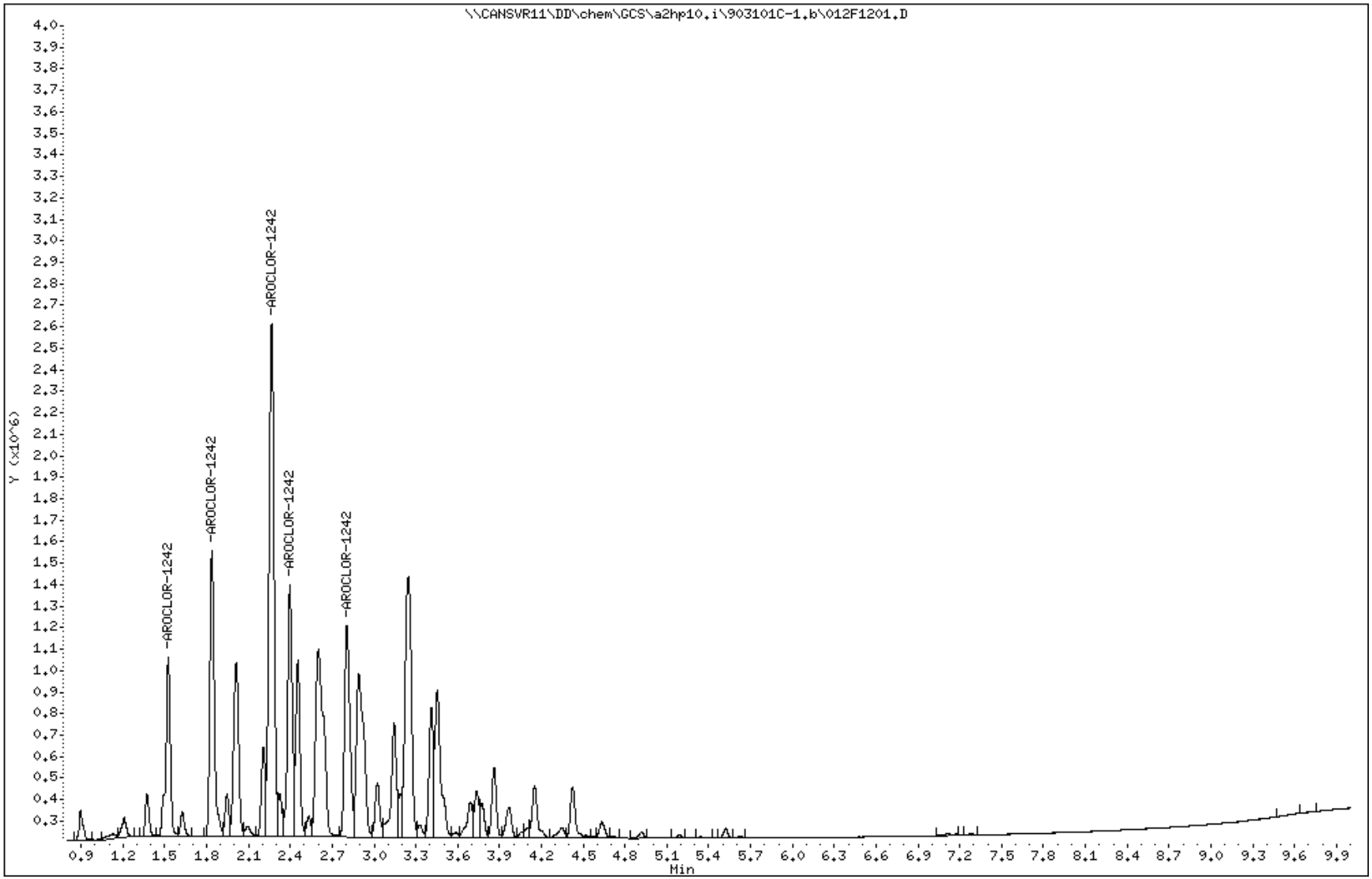

TestAmerica North Canton

PCB 8082/608

Data file : \\CANSVR11\DD\chem\GCS\a2hp10.i\903101C-1.b\013F1301.D
Lab Smp Id: 1242
Inj Date : 10-MAR-2009 11:35
Operator : Inst ID: a2hp10.i
Smp Info : 1242,,1,6
Misc Info : 2-AR1242.SUB
Comment :
Method : \\CANSVR11\DD\chem\GCS\a2hp10.i\903101C-1.b\PCB10.m
Meth Date : 11-Mar-2009 07:34 hassl Quant Type: ESTD
Cal Date : 10-MAR-2009 19:15 Cal File: 043F4301.D
Als bottle: 13 Calibration Sample, Level: 6
Dil Factor: 1.00000
Integrator: Falcon Compound Sublist: 2-AR1242.SUB
Target Version: 4.14 Sample Matrix: None
Processing Host: CANPMSV21

				AMOUNTS			
				CAL-AMT	ON-COL		
RT	EXP RT	DLT RT	RESPONSE	(ng)	(ng)	TARGET RANGE	RATIO
5 AROCLOR-1242					CAS #: 53469-21-9		
1.524	1.524	0.000	3134271	2.00000	1.615	75.00- 125.00	100.00
1.836	1.836	0.000	5694964	2.00000	1.657	137.19- 228.65	181.70
2.266	2.266	0.000	11870295	2.00000	1.750	270.01- 450.01	378.73
2.395	2.395	0.000	5281470	2.00000	1.736	121.89- 203.15	168.51
2.805	2.805	0.000	5189163	2.00000	1.746	119.95- 199.92	165.56
		Average of Peak Amounts =			1.70080		

Data File: \\CANSVR11\DD\chem\GCS\a2hp10.i\903101C-1.b\013F1301.D
Date : 10-MAR-2009 11:35
Client ID:
Sample Info: 1242,,1,6

Instrument: a2hp10.i
Operator:
Column phase: restek pest clpI
Column diameter: 0.53

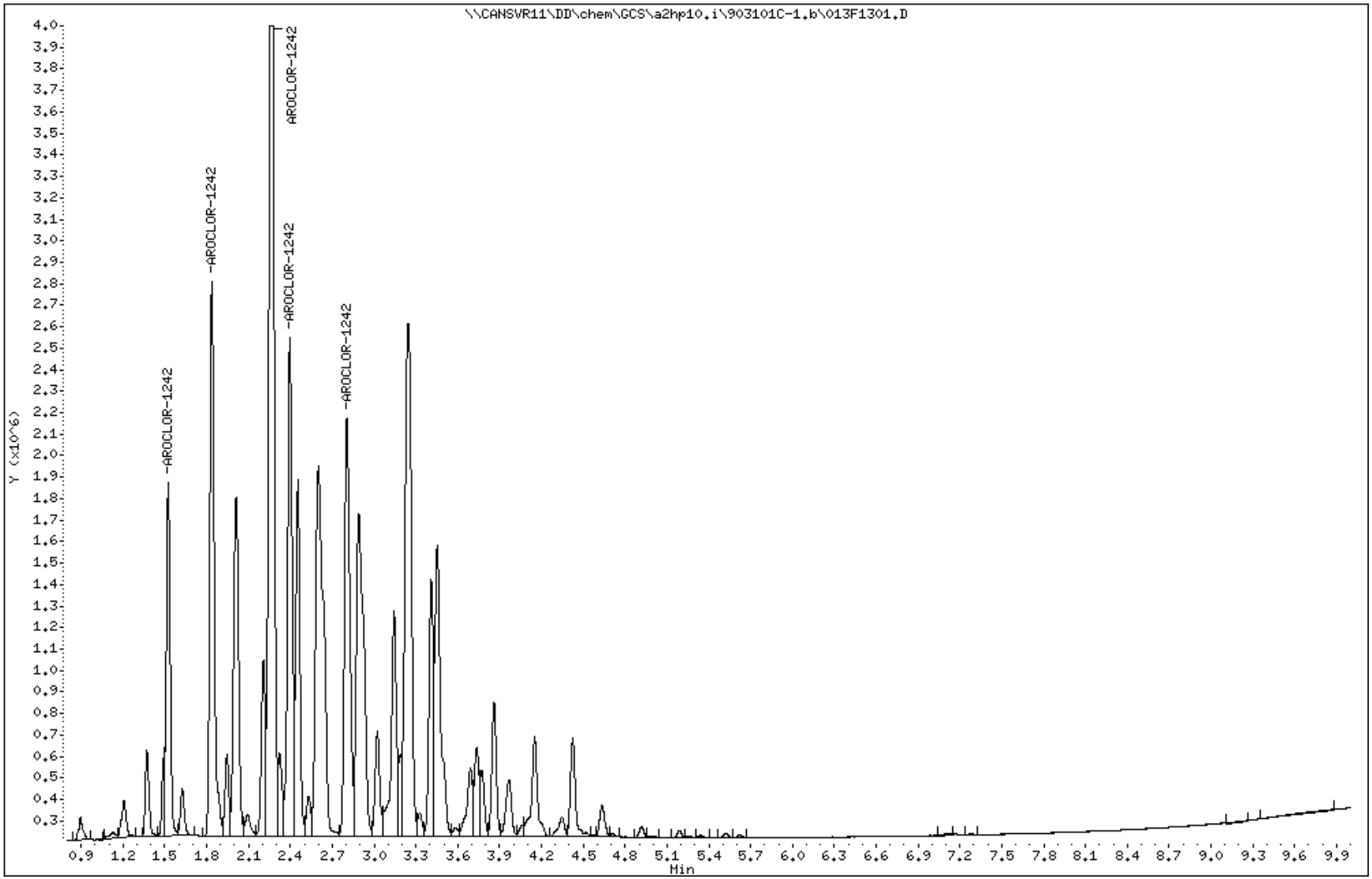

TestAmerica North Canton

PCB 8082/608

Data file : \\CANSVR11\DD\chem\GCS\a2hp10.i\903101C-1.b\014F1401.D
Lab Smp Id: 1248
Inj Date : 10-MAR-2009 11:50
Operator : Inst ID: a2hp10.i
Smp Info : 1248,,1,1
Misc Info : 3-AR1248.SUB
Comment :
Method : \\CANSVR11\DD\chem\GCS\a2hp10.i\903101C-1.b\PCB10.m
Meth Date : 11-Mar-2009 07:34 hassl Quant Type: ESTD
Cal Date : 10-MAR-2009 11:50 Cal File: 014F1401.D
Als bottle: 14 Calibration Sample, Level: 1
Dil Factor: 1.00000
Integrator: Falcon Compound Sublist: 3-AR1248.SUB
Target Version: 4.14 Sample Matrix: None
Processing Host: CANPMSV21

				AMOUNTS CAL-AMT (ng)	AMOUNTS ON-COL (ng)	TARGET RANGE	RATIO
6 AROCLOR-1248					CAS #: 12672-29-6		
1.836	1.836	0.000	46310	0.05000	0.05000	75.00- 125.00	100.00
2.262	2.262	0.000	92781	0.05000	0.05000	157.65- 262.75	200.35
2.804	2.804	0.000	101727	0.05000	0.05000	168.84- 281.40	219.67
3.456	3.454	0.002	77747	0.05000	0.05000	134.56- 224.26	167.88
3.858	3.859	-0.001	53764	0.05000	0.05000	93.14- 155.23	116.10
		Average of Peak Amounts =			0.05000		

Data File: \\CANSVR11\DD\chem\GCS\a2hp10.i\903101C-1.b\014F1401.D
Date : 10-MAR-2009 11:50
Client ID:
Instrument: a2hp10.i
Sample Info: 1248,,1,1
Operator:
Column phase: restek pest clpI
Column diameter: 0.53

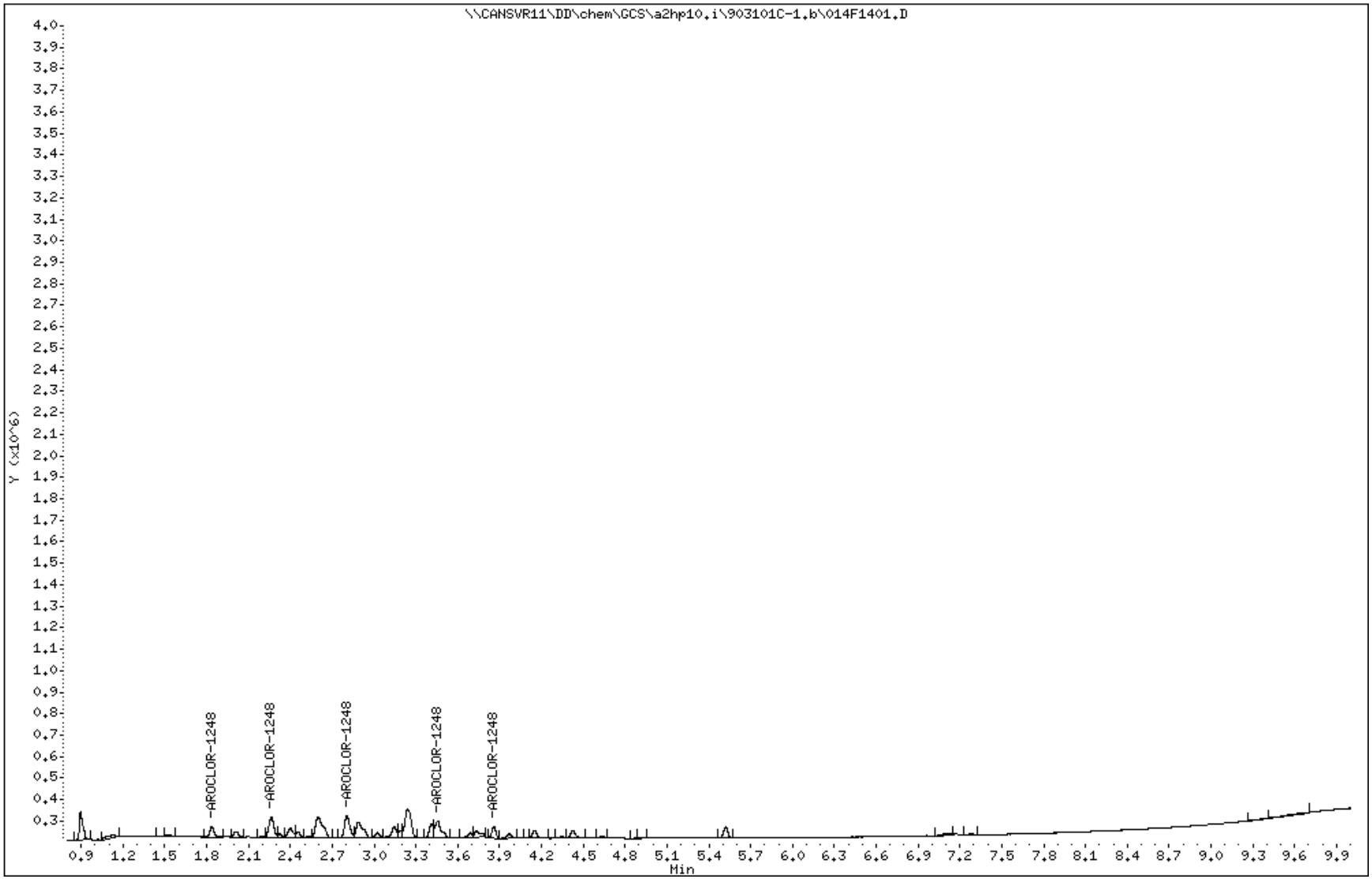

TestAmerica North Canton

PCB 8082/608

Data file : \\CANSVR11\DD\chem\GCS\a2hp10.i\903101C-1.b\015F1501.D
Lab Smp Id: 1248
Inj Date : 10-MAR-2009 12:06
Operator : Inst ID: a2hp10.i
Smp Info : 1248,,1,2
Misc Info : 3-AR1248.SUB
Comment :
Method : \\CANSVR11\DD\chem\GCS\a2hp10.i\903101C-1.b\PCB10.m
Meth Date : 11-Mar-2009 07:34 hassl Quant Type: ESTD
Cal Date : 10-MAR-2009 19:15 Cal File: 043F4301.D
Als bottle: 15 Calibration Sample, Level: 2
Dil Factor: 1.00000
Integrator: Falcon Compound Sublist: 3-AR1248.SUB
Target Version: 4.14 Sample Matrix: None
Processing Host: CANPMSV21

				AMOUNTS			
				CAL-AMT	ON-COL		
RT	EXP RT	DLT RT	RESPONSE	(ng)	(ng)	TARGET RANGE	RATIO
6 AROCLOR-1248					CAS #: 12672-29-6		
1.836	1.836	0.000	89655	0.10000	0.1100	75.00- 125.00	100.00
2.264	2.262	0.002	181896	0.10000	0.1072	157.65- 262.75	202.88
2.804	2.804	0.000	196277	0.10000	0.1081	168.84- 281.40	218.92
3.453	3.454	-0.001	152488	0.10000	0.1061	134.56- 224.26	170.08
3.859	3.859	0.000	103710	0.10000	0.1047	93.14- 155.23	115.68
		Average of Peak Amounts =			0.10722		

Data File: \\CANSVR11\DD\chem\GCS\a2hp10.i\903101C-1.b\015F1501.D
Date : 10-MAR-2009 12:06
Client ID:
Instrument: a2hp10.i
Sample Info: 1248,,1,2
Operator:
Column phase: restek pest clpI
Column diameter: 0.53

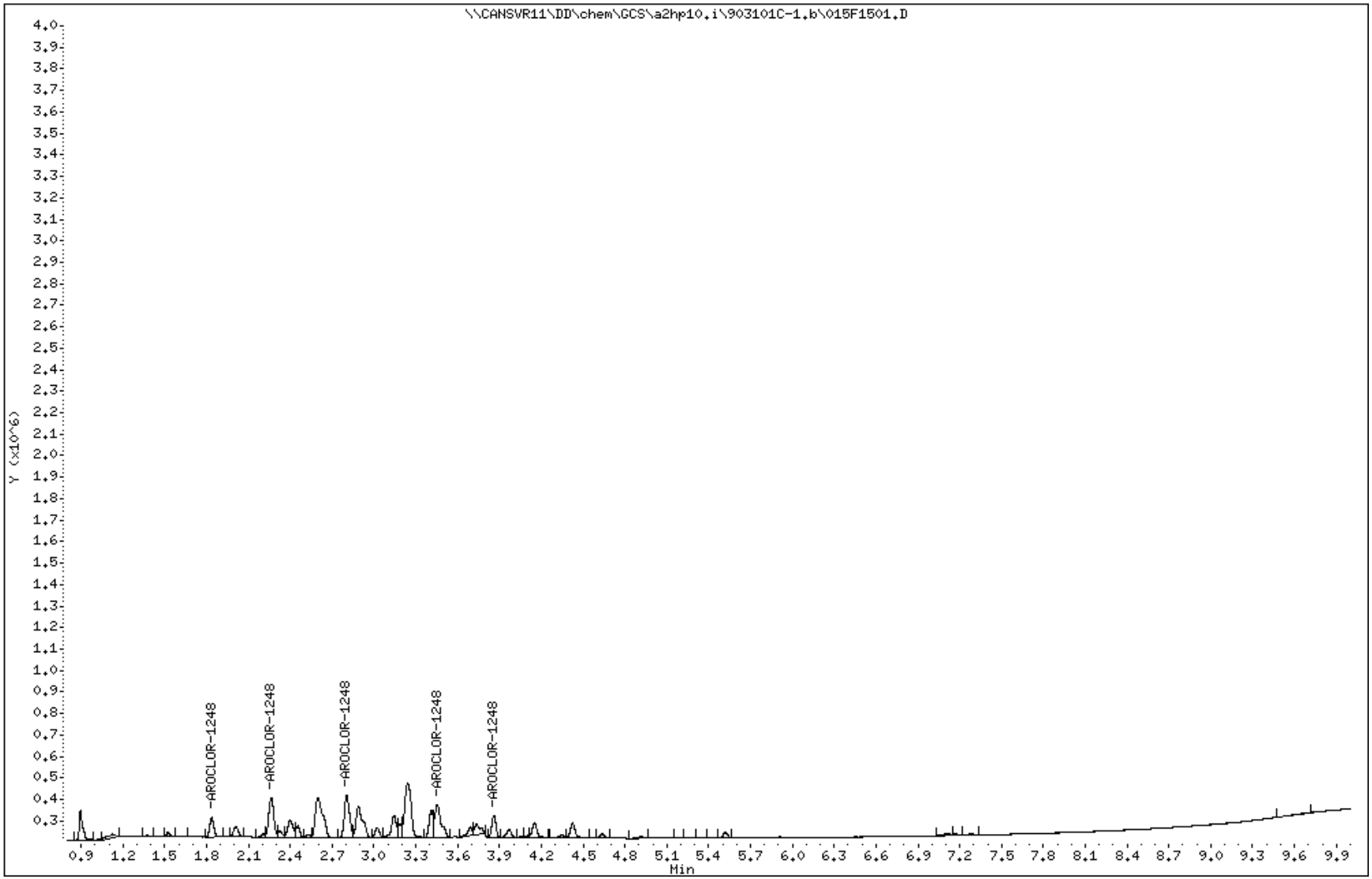

TestAmerica North Canton

PCB 8082/608

Data file : \\CANSVR11\DD\chem\GCS\a2hp10.i\903101C-1.b\016F1601.D
Lab Smp Id: 1248
Inj Date : 10-MAR-2009 12:21
Operator : Inst ID: a2hp10.i
Smp Info : 1248,,1,3
Misc Info : 3-AR1248.SUB
Comment :
Method : \\CANSVR11\DD\chem\GCS\a2hp10.i\903101C-1.b\PCB10.m
Meth Date : 11-Mar-2009 07:34 hassl Quant Type: ESTD
Cal Date : 10-MAR-2009 12:21 Cal File: 016F1601.D
Als bottle: 16 Calibration Sample, Level: 3
Dil Factor: 1.00000
Integrator: Falcon Compound Sublist: 3-AR1248.SUB
Target Version: 4.14 Sample Matrix: None
Processing Host: CANPMSV21

				AMOUNTS			
				CAL-AMT	ON-COL		
RT	EXP RT	DLT RT	RESPONSE	(ng)	(ng)	TARGET RANGE	RATIO
6 AROCLOR-1248					CAS #: 12672-29-6		
1.835	1.836	-0.001	172063	0.20000	0.1924	75.00- 125.00	100.00
2.263	2.262	0.001	344651	0.20000	0.1915	157.65- 262.75	200.31
2.803	2.804	-0.001	368554	0.20000	0.1893	168.84- 281.40	214.20
3.453	3.454	-0.001	291955	0.20000	0.1929	134.56- 224.26	169.68
3.859	3.859	0.000	202704	0.20000	0.1945	93.14- 155.23	117.81
		Average of Peak Amounts =			0.19212		

Data File: \\CANSVR11\DD\chem\GCS\a2hp10.i\903101C-1.b\016F1601.D
Date : 10-MAR-2009 12:21
Client ID:
Sample Info: 1248,,1,3
Column phase: restek pest clpI

Instrument: a2hp10.i
Operator:
Column diameter: 0.53

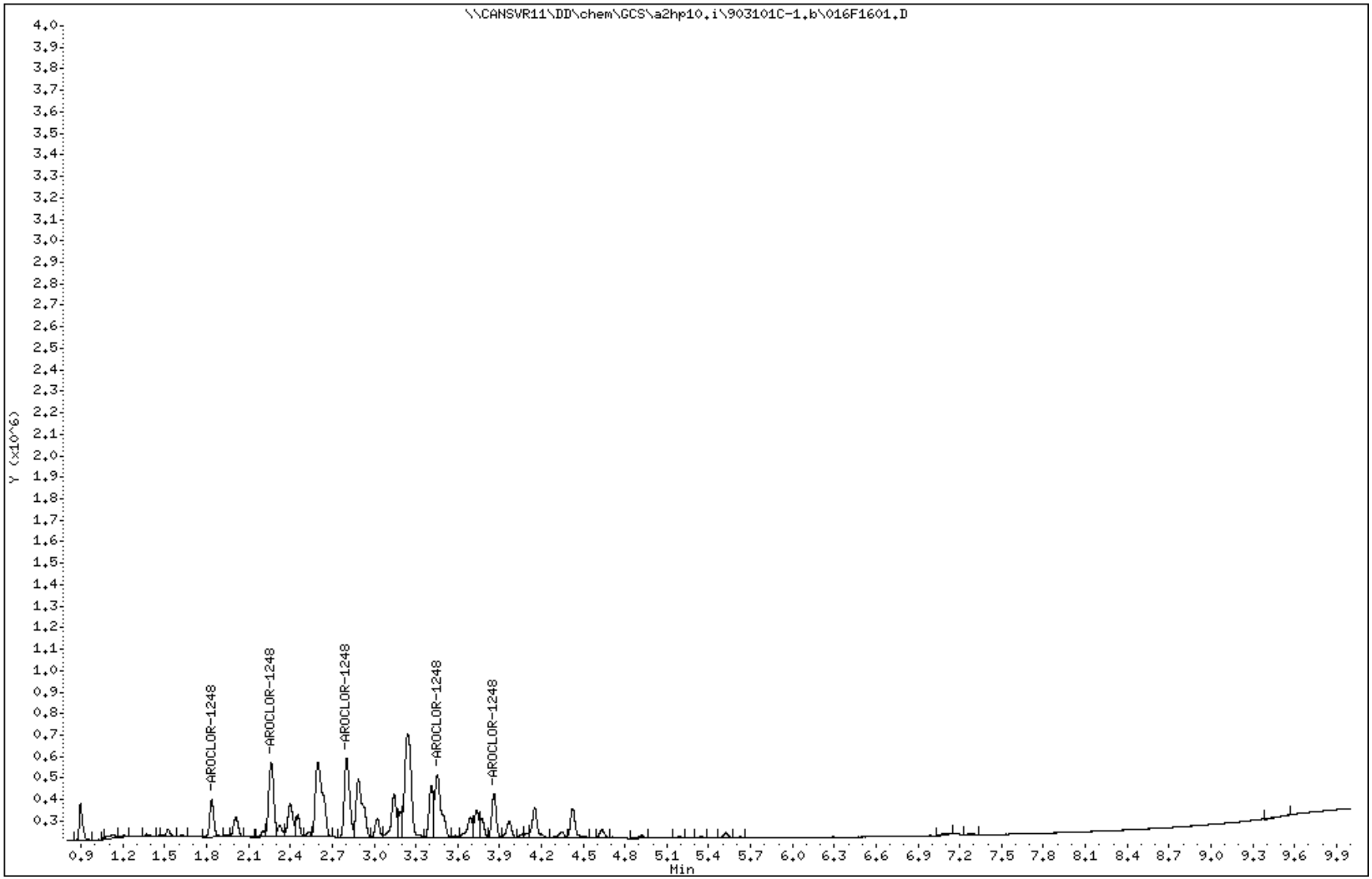

TestAmerica North Canton

PCB 8082/608

Data file : \\CANSVR11\DD\chem\GCS\a2hp10.i\903101C-1.b\017F1701.D
Lab Smp Id: 1248
Inj Date : 10-MAR-2009 12:36
Operator : Inst ID: a2hp10.i
Smp Info : 1248,,1,4
Misc Info : 3-AR1248.SUB
Comment :
Method : \\CANSVR11\DD\chem\GCS\a2hp10.i\903101C-1.b\PCB10.m
Meth Date : 11-Mar-2009 07:34 hassl Quant Type: ESTD
Cal Date : 10-MAR-2009 12:36 Cal File: 017F1701.D
Als bottle: 17 Calibration Sample, Level: 4
Dil Factor: 1.00000
Integrator: Falcon Compound Sublist: 3-AR1248.SUB
Target Version: 4.14 Sample Matrix: None
Processing Host: CANPMSV21

				AMOUNTS			
				CAL-AMT	ON-COL		
RT	EXP RT	DLT RT	RESPONSE	(ng)	(ng)	TARGET RANGE	RATIO
6 AROCLOR-1248					CAS #: 12672-29-6		
1.836	1.836	0.000	398672	0.50000	0.4582	75.00- 125.00	100.00
2.263	2.262	0.001	838023	0.50000	0.4739	157.65- 262.75	210.20
2.803	2.804	-0.001	897497	0.50000	0.4702	168.84- 281.40	225.12
3.453	3.454	-0.001	715256	0.50000	0.4792	134.56- 224.26	179.41
3.860	3.859	0.001	495088	0.50000	0.4811	93.14- 155.23	124.18
		Average of Peak Amounts =			0.47252		

Data File: \\CANSVR11\DD\chem\GCS\a2hp10.i\903101C-1.b\017F1701.D
Date : 10-MAR-2009 12:36
Client ID:
Sample Info: 1248,,1,4
Column phase: restek pest clpI

Instrument: a2hp10.i
Operator:
Column diameter: 0.53

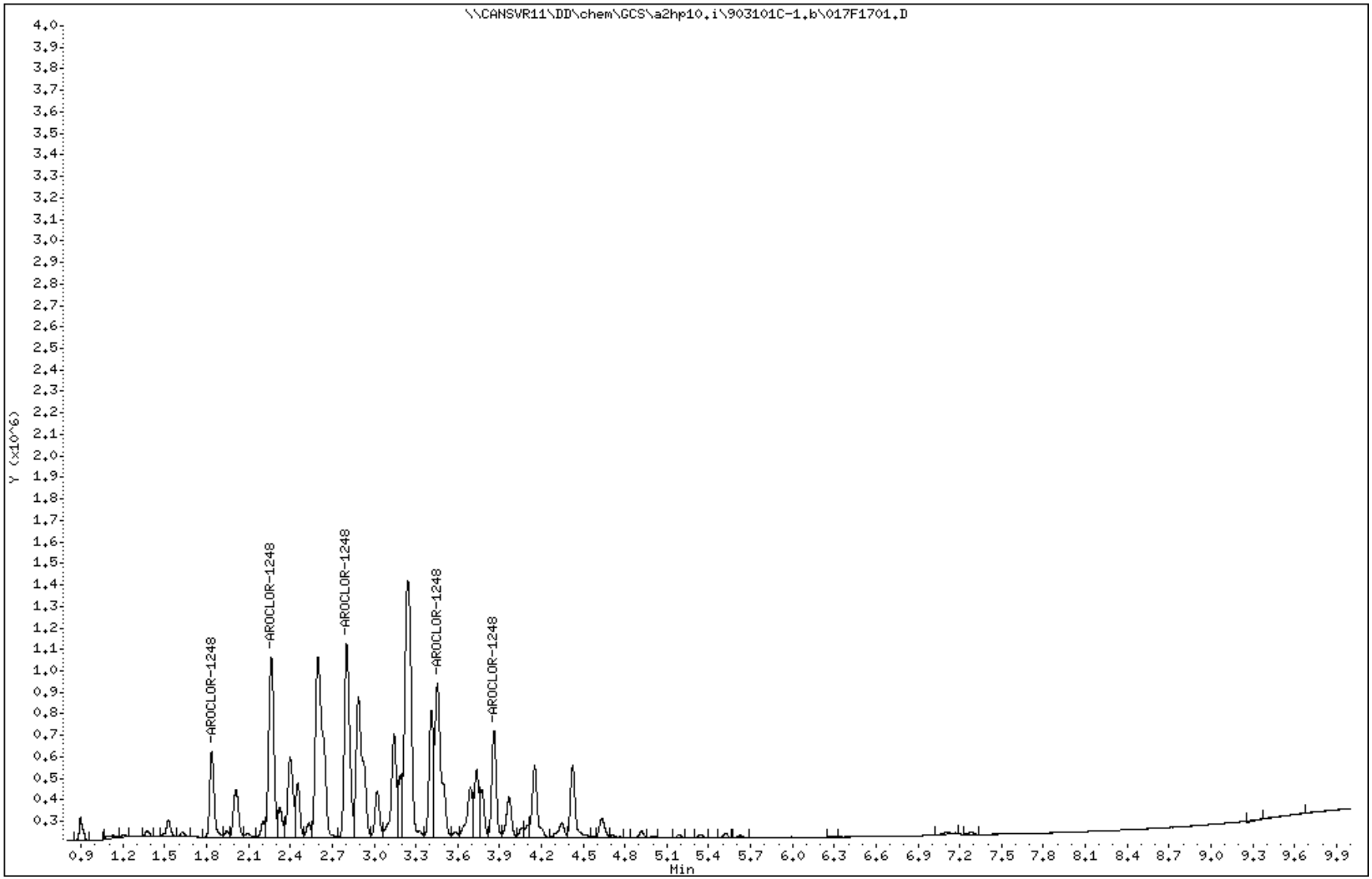

TestAmerica North Canton

PCB 8082/608

Data file : \\CANSVR11\DD\chem\GCS\a2hp10.i\903101C-1.b\018F1801.D
Lab Smp Id: 1248
Inj Date : 10-MAR-2009 12:52
Operator : Inst ID: a2hp10.i
Smp Info : 1248,,1,5
Misc Info : 3-AR1248.SUB
Comment :
Method : \\CANSVR11\DD\chem\GCS\a2hp10.i\903101C-1.b\PCB10.m
Meth Date : 11-Mar-2009 07:34 hassl Quant Type: ESTD
Cal Date : 10-MAR-2009 12:52 Cal File: 018F1801.D
Als bottle: 18 Calibration Sample, Level: 5
Dil Factor: 1.00000
Integrator: Falcon Compound Sublist: 3-AR1248.SUB
Target Version: 4.14 Sample Matrix: None
Processing Host: CANPMSV21

				AMOUNTS			
				CAL-AMT	ON-COL		
RT	EXP RT	DLT RT	RESPONSE	(ng)	(ng)	TARGET RANGE	RATIO
6 AROCLOR-1248					CAS #: 12672-29-6		
1.835	1.836	-0.001	729910	1.00000	0.8668	75.00- 125.00	100.00
2.263	2.262	0.001	1602394	1.00000	0.9234	157.65- 262.75	219.53
2.803	2.804	-0.001	1678745	1.00000	0.9012	168.84- 281.40	229.99
3.454	3.454	0.000	1364483	1.00000	0.9302	134.56- 224.26	186.94
3.860	3.859	0.001	936281	1.00000	0.9266	93.14- 155.23	128.27
Average of Peak Amounts =					0.90964		

Data File: \\CANSVR11\DD\chem\GCS\a2hp10.i\903101C-1.b\018F1801.D
Date : 10-MAR-2009 12:52
Client ID:
Instrument: a2hp10.i
Sample Info: 1248,,1,5
Operator:
Column phase: restek pest clpI
Column diameter: 0.53

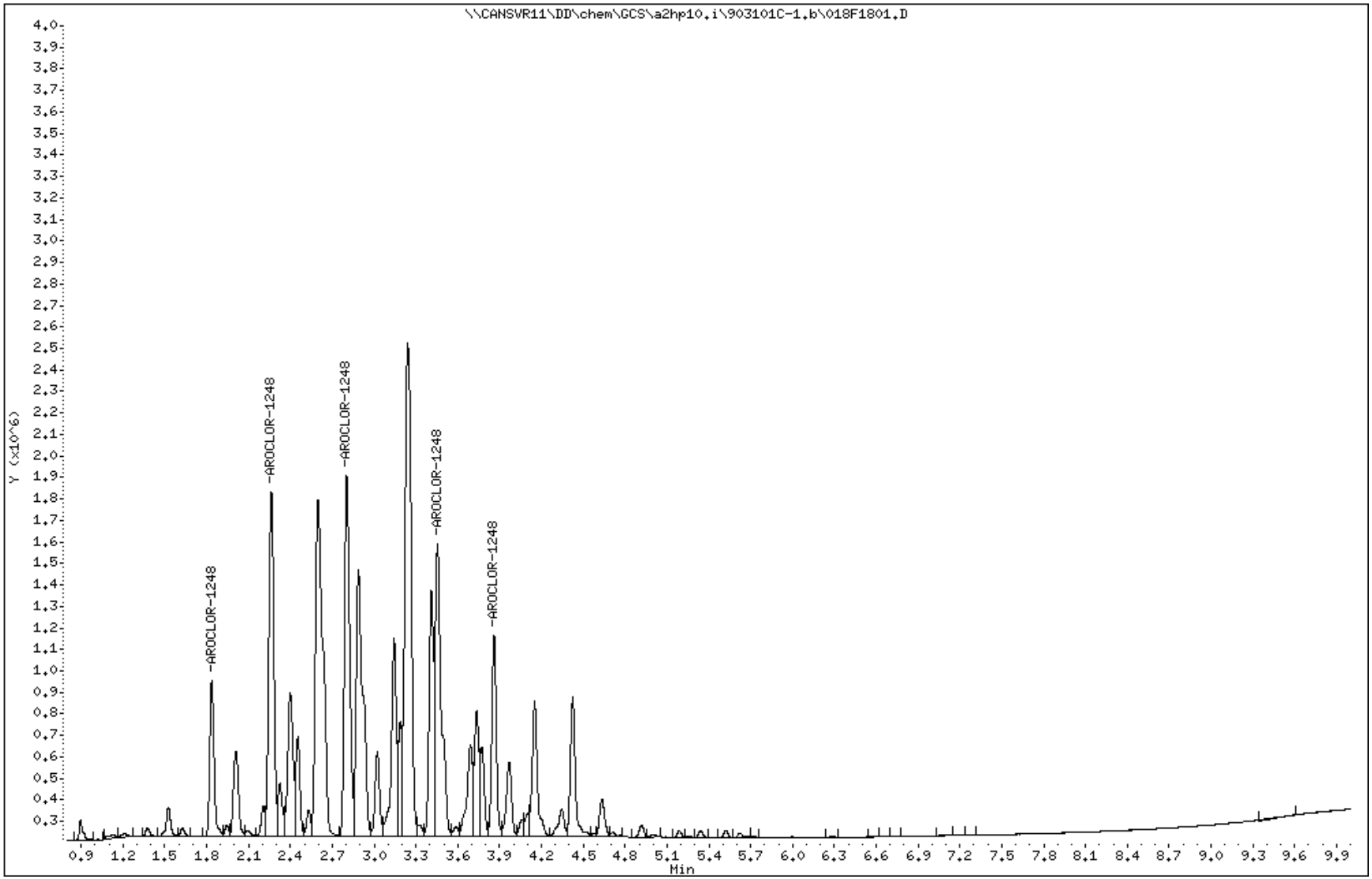

TestAmerica North Canton

PCB 8082/608

Data file : \\CANSVR11\DD\chem\GCS\a2hp10.i\903101C-1.b\019F1901.D
Lab Smp Id: 1248
Inj Date : 10-MAR-2009 13:07
Operator : Inst ID: a2hp10.i
Smp Info : 1248,,1,6
Misc Info : 3-AR1248.SUB
Comment :
Method : \\CANSVR11\DD\chem\GCS\a2hp10.i\903101C-1.b\PCB10.m
Meth Date : 11-Mar-2009 07:34 hassl Quant Type: ESTD
Cal Date : 10-MAR-2009 13:07 Cal File: 019F1901.D
Als bottle: 19 Calibration Sample, Level: 6
Dil Factor: 1.00000
Integrator: Falcon Compound Sublist: 3-AR1248.SUB
Target Version: 4.14 Sample Matrix: None
Processing Host: CANPMSV21

				AMOUNTS			
				CAL-AMT	ON-COL		
RT	EXP RT	DLT RT	RESPONSE	(ng)	(ng)	TARGET RANGE	RATIO
6 AROCLOR-1248					CAS #: 12672-29-6		
1.836	1.836	0.000	1355919	2.00000	1.664	75.00- 125.00	100.00
2.262	2.262	0.000	3000760	2.00000	1.769	157.65- 262.75	221.31
2.804	2.804	0.000	3150886	2.00000	1.736	168.84- 281.40	232.38
3.454	3.454	0.000	2582168	2.00000	1.796	134.56- 224.26	190.44
3.859	3.859	0.000	1782327	2.00000	1.799	93.14- 155.23	131.45
		Average of Peak Amounts =			1.75280		

Data File: \\CANSVR11\DD\chem\GCS\a2hp10.i\903101C-1.b\019F1901.D
Date : 10-MAR-2009 13:07
Client ID:
Sample Info: 1248,,1,6
Column phase: restek pest clpI

Instrument: a2hp10.i
Operator:
Column diameter: 0.53

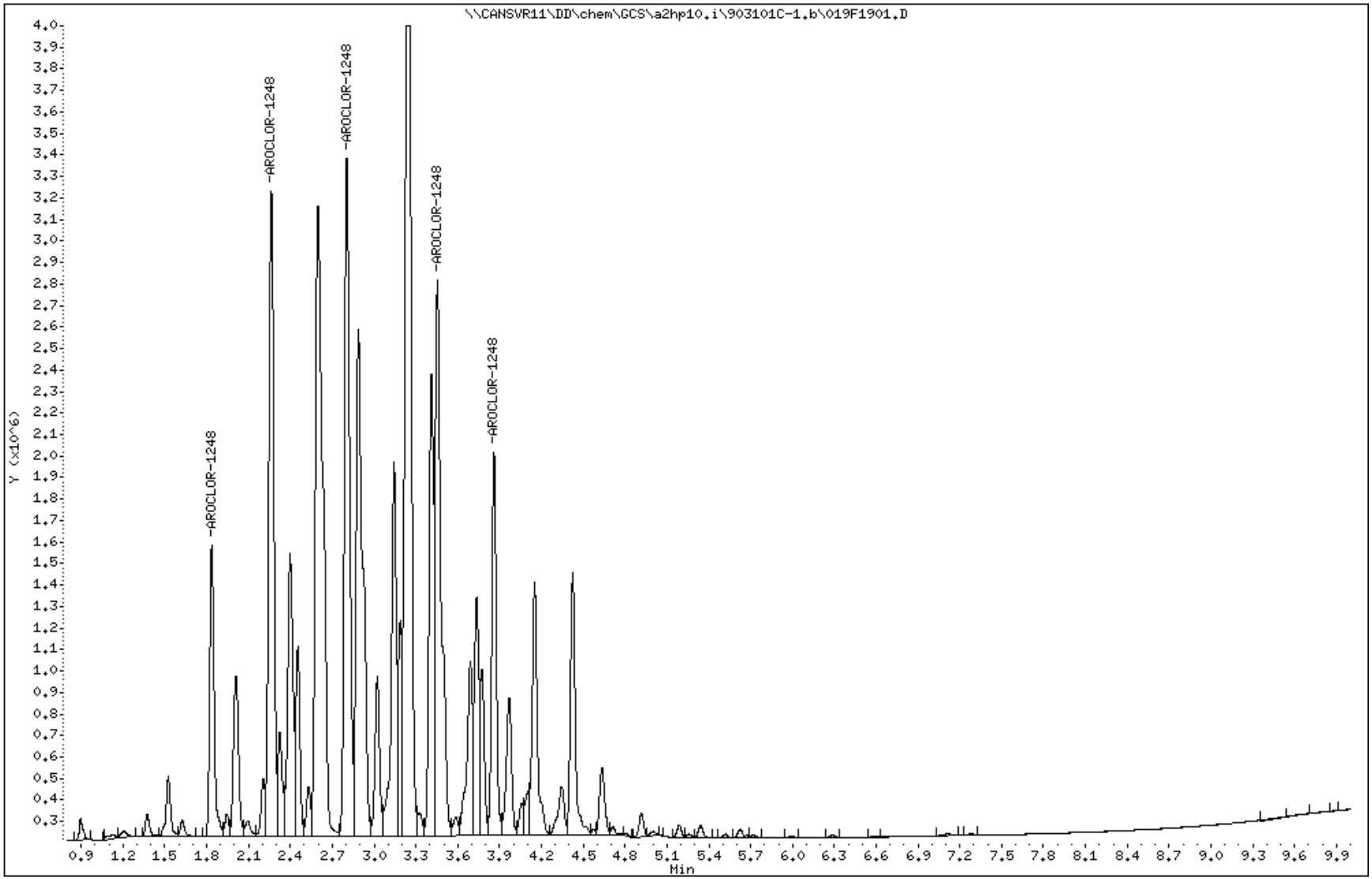

TestAmerica North Canton

PCB 8082/608

Data file : \\CANSVR11\DD\chem\GCS\a2hp10.i\903101C-1.b\020F2001.D
Lab Smp Id: 2154
Inj Date : 10-MAR-2009 13:22
Operator : Inst ID: a2hp10.i
Smp Info : 2154,,1,1
Misc Info : 9-AR2154.SUB
Comment :
Method : \\CANSVR11\DD\chem\GCS\a2hp10.i\903101C-1.b\PCB10.m
Meth Date : 11-Mar-2009 07:34 hassl Quant Type: ESTD
Cal Date : 10-MAR-2009 19:15 Cal File: 043F4301.D
Als bottle: 20 Calibration Sample, Level: 1
Dil Factor: 1.00000
Integrator: Falcon Compound Sublist: 9-AR2154.SUB
Target Version: 4.14 Sample Matrix: None
Processing Host: CANPMSV21

				AMOUNTS			
				CAL-AMT	ON-COL		
RT	EXP RT	DLT RT	RESPONSE	(ng)	(ng)	TARGET RANGE	RATIO
7 AROCLOR-1254					CAS #: 11097-69-1		
3.188	3.188	0.000	92537	0.05000	0.05698	75.00- 125.00	100.00
3.860	3.860	0.000	163284	0.05000	0.05481	139.77- 232.96	176.45
4.151	4.151	0.000	115871	0.05000	0.05518	96.88- 161.46	125.22
4.346	4.347	-0.001	95480	0.05000	0.05524	79.80- 132.99	103.18
4.633	4.633	0.000	137301	0.05000	0.05494	116.31- 193.84	148.37
		Average of Peak Amounts =			0.05543		
2 AROCLOR-1221					CAS #: 11104-28-2		
1.371	1.370	0.001	69467	0.05000	0.05596	75.00- 125.00	100.00
1.490	1.491	-0.001	37945	0.05000	0.06101	38.31- 63.85	54.62
1.523	1.523	0.000	176644	0.05000	0.05768	181.41- 302.36	254.28
		Average of Peak Amounts =			0.05822		

Data File: \\CANSVR11\DD\chem\GCS\a2hp10.i\903101C-1.b\020F2001.D
Date : 10-MAR-2009 13:22
Client ID:
Instrument: a2hp10.i
Sample Info: 2154,,1,1
Operator:
Column phase: restek pest clpI
Column diameter: 0.53

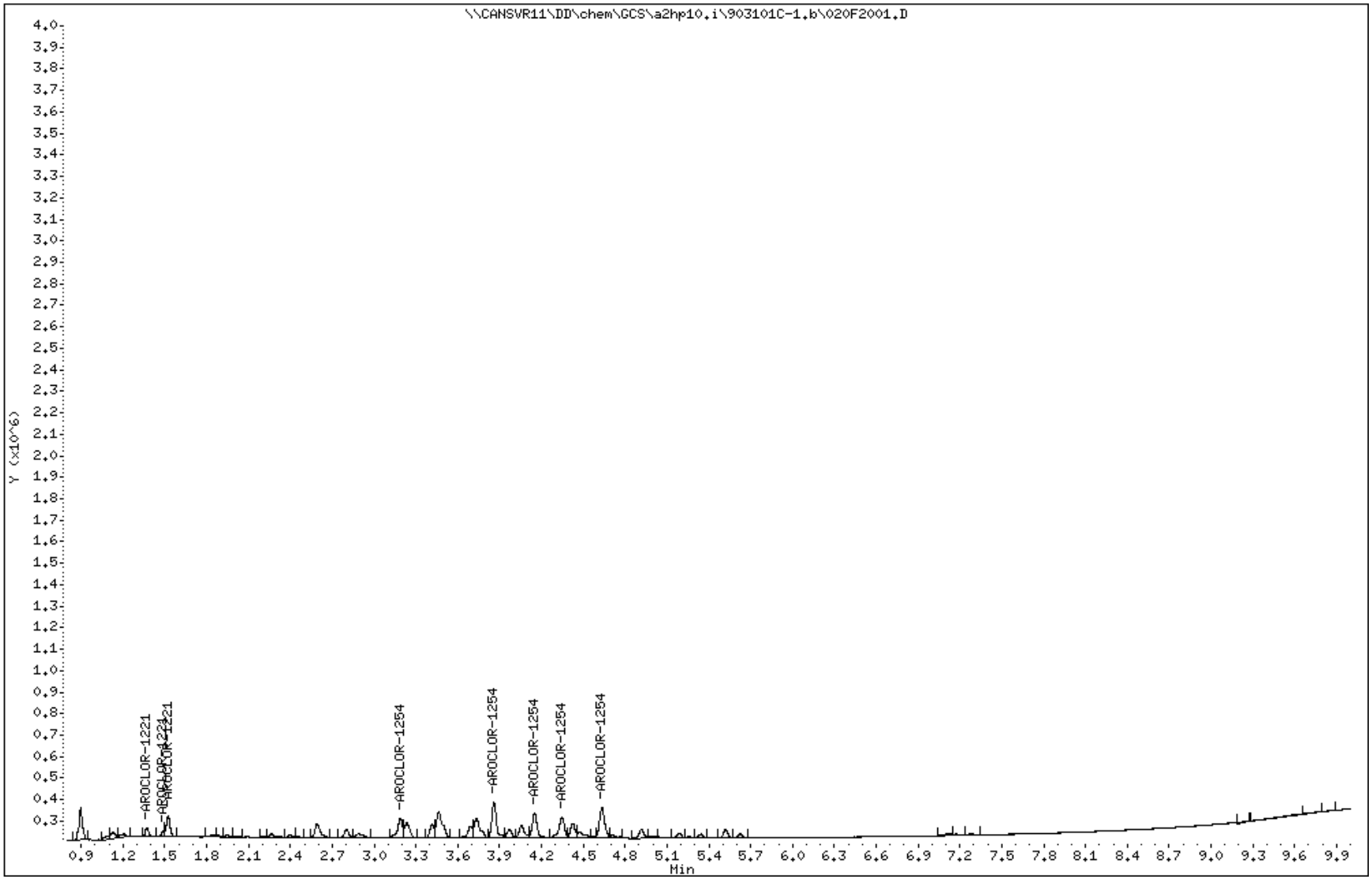

TestAmerica North Canton

PCB 8082/608

Data file : \\CANSVR11\DD\chem\GCS\a2hp10.i\903101C-1.b\021F2101.D
Lab Smp Id: 2154
Inj Date : 10-MAR-2009 13:38
Operator : Inst ID: a2hp10.i
Smp Info : 2154,,1,2
Misc Info : 9-AR2154.SUB
Comment :
Method : \\CANSVR11\DD\chem\GCS\a2hp10.i\903101C-1.b\PCB10.m
Meth Date : 11-Mar-2009 07:34 hassl Quant Type: ESTD
Cal Date : 10-MAR-2009 13:38 Cal File: 021F2101.D
Als bottle: 21 Calibration Sample, Level: 2
Dil Factor: 1.00000
Integrator: Falcon Compound Sublist: 9-AR2154.SUB
Target Version: 4.14 Sample Matrix: None
Processing Host: CANPMSV21

				AMOUNTS			
				CAL-AMT	ON-COL		
RT	EXP RT	DLT RT	RESPONSE	(ng)	(ng)	TARGET RANGE	RATIO
7 AROCLOR-1254					CAS #: 11097-69-1		
3.188	3.188	0.000	178066	0.10000	0.09807	75.00- 125.00	100.00
3.860	3.860	0.000	314758	0.10000	0.09816	139.77- 232.96	176.76
4.151	4.151	0.000	226873	0.10000	0.09894	96.88- 161.46	127.41
4.347	4.347	0.000	189167	0.10000	0.09953	79.80- 132.99	106.23
4.633	4.633	0.000	265470	0.10000	0.09831	116.31- 193.84	149.09
		Average of Peak Amounts =			0.09860		
2 AROCLOR-1221					CAS #: 11104-28-2		
1.371	1.370	0.001	135935	0.10000	0.09891	75.00- 125.00	100.00
1.491	1.491	0.000	70462	0.10000	0.09629	38.31- 63.85	51.83
1.523	1.523	0.000	339697	0.10000	0.09804	181.41- 302.36	249.90
		Average of Peak Amounts =			0.09775		

Data File: \\CANSVR11\DD\chem\GCS\a2hp10.i\903101C-1.b\021F2101.D
Date : 10-MAR-2009 13:38
Client ID:
Sample Info: 2154,,1,2

Instrument: a2hp10.i
Operator:
Column diameter: 0.53

Column phase: restek pest clpI

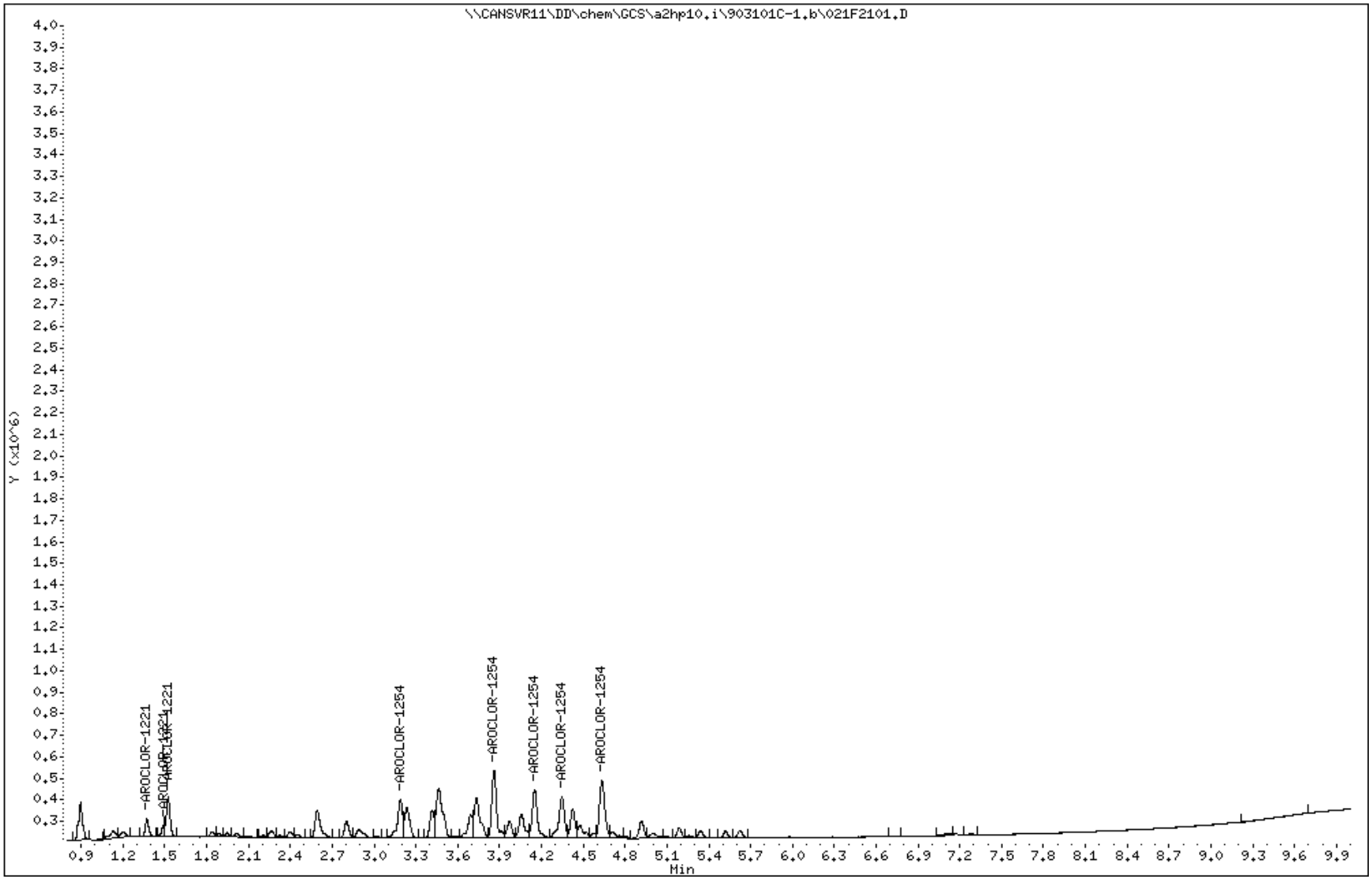

TestAmerica North Canton

PCB 8082/608

Data file : \\CANSVR11\DD\chem\GCS\a2hp10.i\903101C-1.b\022F2201.D
Lab Smp Id: 2154
Inj Date : 10-MAR-2009 13:53
Operator : Inst ID: a2hp10.i
Smp Info : 2154,,1,3
Misc Info : 9-AR2154.SUB
Comment :
Method : \\CANSVR11\DD\chem\GCS\a2hp10.i\903101C-1.b\PCB10.m
Meth Date : 11-Mar-2009 07:34 hassl Quant Type: ESTD
Cal Date : 10-MAR-2009 13:53 Cal File: 022F2201.D
Als bottle: 22 Calibration Sample, Level: 3
Dil Factor: 1.00000
Integrator: Falcon Compound Sublist: 9-AR2154.SUB
Target Version: 4.14 Sample Matrix: None
Processing Host: CANPMSV21

				AMOUNTS			
				CAL-AMT	ON-COL		
RT	EXP RT	DLT RT	RESPONSE	(ng)	(ng)	TARGET RANGE	RATIO
7 AROCLOR-1254					CAS #: 11097-69-1		
3.188	3.188	0.000	332361	0.20000	0.1884	75.00- 125.00	100.00
3.860	3.860	0.000	606595	0.20000	0.1926	139.77- 232.96	182.51
4.151	4.151	0.000	422346	0.20000	0.1892	96.88- 161.46	127.07
4.346	4.347	-0.001	352269	0.20000	0.1900	79.80- 132.99	105.99
4.632	4.633	-0.001	501287	0.20000	0.1902	116.31- 193.84	150.83
		Average of Peak Amounts =			0.19008		
2 AROCLOR-1221					CAS #: 11104-28-2		
1.370	1.370	0.000	260627	0.20000	0.1930	75.00- 125.00	100.00
1.491	1.491	0.000	128299	0.20000	0.1828	38.31- 63.85	49.23
1.522	1.523	-0.001	645160	0.20000	0.1906	181.41- 302.36	247.54
		Average of Peak Amounts =			0.18880		

Data File: \\CANSVR11\DD\chem\GCS\a2hp10.i\903101C-1.b\022F2201.D
Date : 10-MAR-2009 13:53
Client ID:
Instrument: a2hp10.i
Sample Info: 2154,,1,3
Operator:
Column phase: restek pest clpI
Column diameter: 0.53

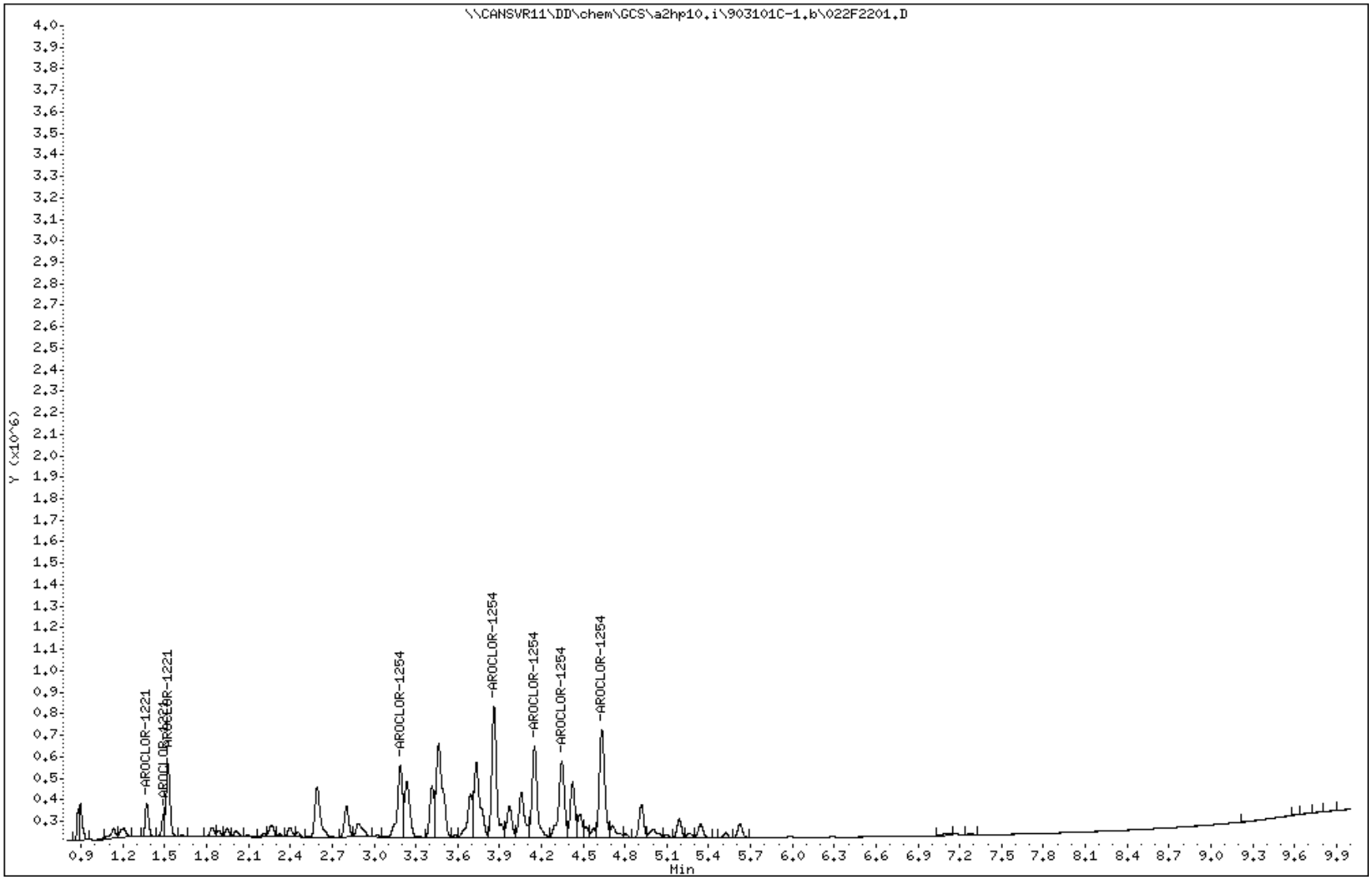

TestAmerica North Canton

PCB 8082/608

Data file : \\CANSVR11\DD\chem\GCS\a2hp10.i\903101C-1.b\023F2301.D
Lab Smp Id: 2154
Inj Date : 10-MAR-2009 14:08
Operator : Inst ID: a2hp10.i
Smp Info : 2154,,1,4
Misc Info : 9-AR2154.SUB
Comment :
Method : \\CANSVR11\DD\chem\GCS\a2hp10.i\903101C-1.b\PCB10.m
Meth Date : 11-Mar-2009 07:34 hassl Quant Type: ESTD
Cal Date : 10-MAR-2009 14:08 Cal File: 023F2301.D
Als bottle: 23 Calibration Sample, Level: 4
Dil Factor: 1.00000
Integrator: Falcon Compound Sublist: 9-AR2154.SUB
Target Version: 4.14 Sample Matrix: None
Processing Host: CANPMSV21

				AMOUNTS			
				CAL-AMT	ON-COL		
RT	EXP RT	DLT RT	RESPONSE	(ng)	(ng)	TARGET RANGE	RATIO
7 AROCLOR-1254					CAS #: 11097-69-1		
3.188	3.188	0.000	771735	0.50000	0.4515	75.00- 125.00	100.00
3.860	3.860	0.000	1438242	0.50000	0.4668	139.77- 232.96	186.36
4.151	4.151	0.000	996827	0.50000	0.4588	96.88- 161.46	129.17
4.346	4.347	-0.001	821076	0.50000	0.4558	79.80- 132.99	106.39
4.632	4.633	-0.001	1196758	0.50000	0.4647	116.31- 193.84	155.07
		Average of Peak Amounts =			0.45952		
2 AROCLOR-1221					CAS #: 11104-28-2		
1.370	1.370	0.000	597086	0.50000	0.4553	75.00- 125.00	100.00
1.490	1.491	-0.001	304978	0.50000	0.4493	38.31- 63.85	51.08
1.522	1.523	-0.001	1444269	0.50000	0.4429	181.41- 302.36	241.89
		Average of Peak Amounts =			0.44917		

Data File: \\CANSVR11\DD\chem\GCS\a2hp10.i\903101C-1.b\023F2301.D
Date : 10-MAR-2009 14:08
Client ID:
Instrument: a2hp10.i
Sample Info: 2154,,1,4
Operator:
Column phase: restek pest clpI
Column diameter: 0.53

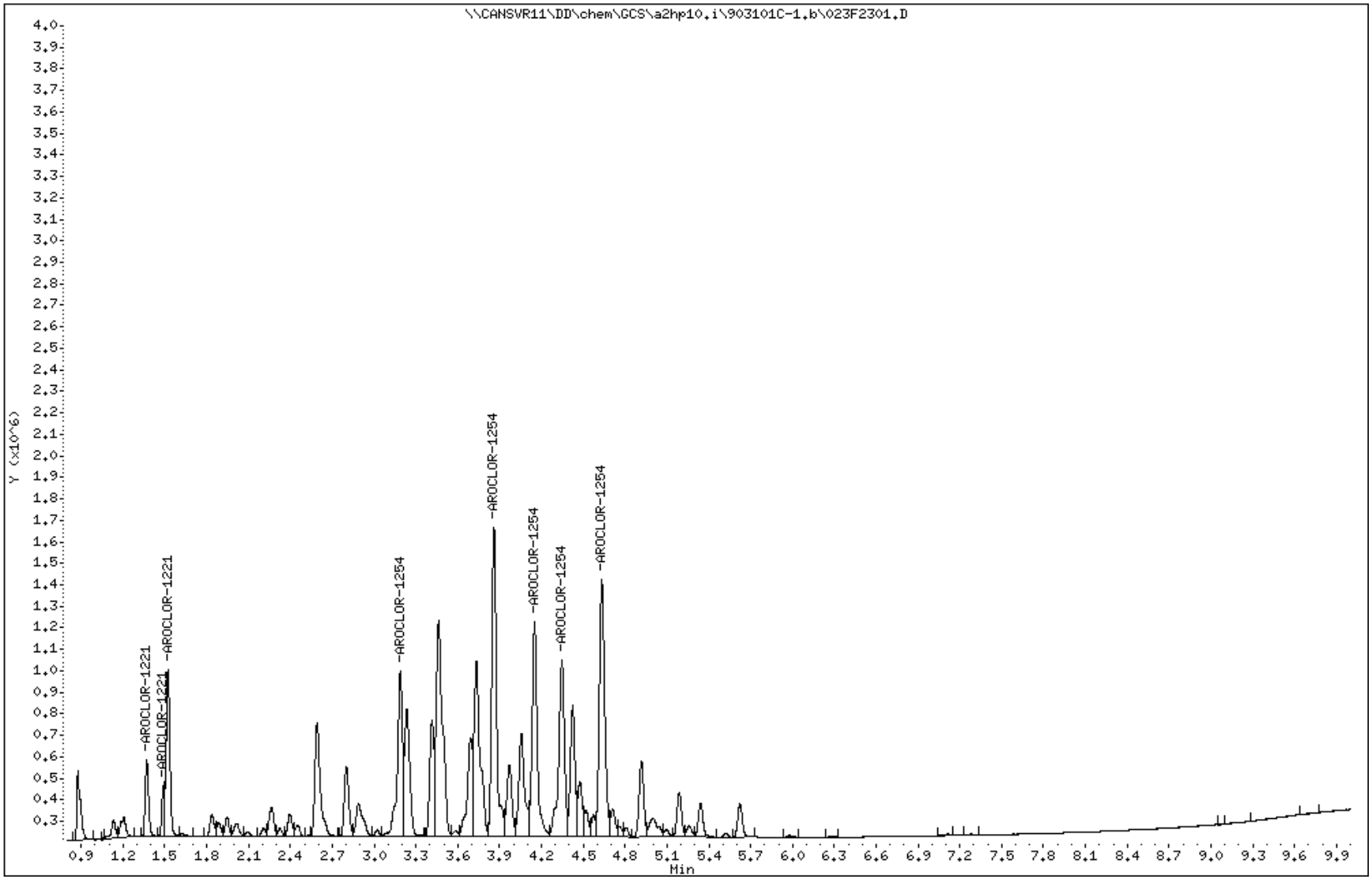

TestAmerica North Canton

PCB 8082/608

Data file : \\CANSVR11\DD\chem\GCS\a2hp10.i\903101C-1.b\024F2401.D
Lab Smp Id: 2154
Inj Date : 10-MAR-2009 14:24
Operator : Inst ID: a2hp10.i
Smp Info : 2154,,1,5
Misc Info : 9-AR2154.SUB
Comment :
Method : \\CANSVR11\DD\chem\GCS\a2hp10.i\903101C-1.b\PCB10.m
Meth Date : 11-Mar-2009 07:34 hassl Quant Type: ESTD
Cal Date : 10-MAR-2009 14:24 Cal File: 024F2401.D
Als bottle: 24 Calibration Sample, Level: 5
Dil Factor: 1.00000
Integrator: Falcon Compound Sublist: 9-AR2154.SUB
Target Version: 4.14 Sample Matrix: None
Processing Host: CANPMSV21

				AMOUNTS			
				CAL-AMT	ON-COL		
RT	EXP RT	DLT RT	RESPONSE	(ng)	(ng)	TARGET RANGE	RATIO
7 AROCLOR-1254					CAS #: 11097-69-1		
3.188	3.188	0.000	1497261	1.00000	0.8983	75.00- 125.00	100.00
3.860	3.860	0.000	2867940	1.00000	0.9440	139.77- 232.96	191.55
4.151	4.151	0.000	2008289	1.00000	0.9385	96.88- 161.46	134.13
4.347	4.347	0.000	1628303	1.00000	0.9217	79.80- 132.99	108.75
4.633	4.633	0.000	2418706	1.00000	0.9508	116.31- 193.84	161.54
		Average of Peak Amounts =			0.93066		
2 AROCLOR-1221					CAS #: 11104-28-2		
1.370	1.370	0.000	1134108	1.00000	0.8888	75.00- 125.00	100.00
1.491	1.491	0.000	539871	1.00000	0.8293	38.31- 63.85	47.60
1.523	1.523	0.000	2774145	1.00000	0.8769	181.41- 302.36	244.61
		Average of Peak Amounts =			0.86500		

Data File: \\CANSVR11\DD\chem\GCS\a2hp10.i\903101C-1.b\024F2401.D
Date : 10-MAR-2009 14:24
Client ID:
Instrument: a2hp10.i
Sample Info: 2154,,1,5
Operator:
Column phase: restek pest clpI
Column diameter: 0.53

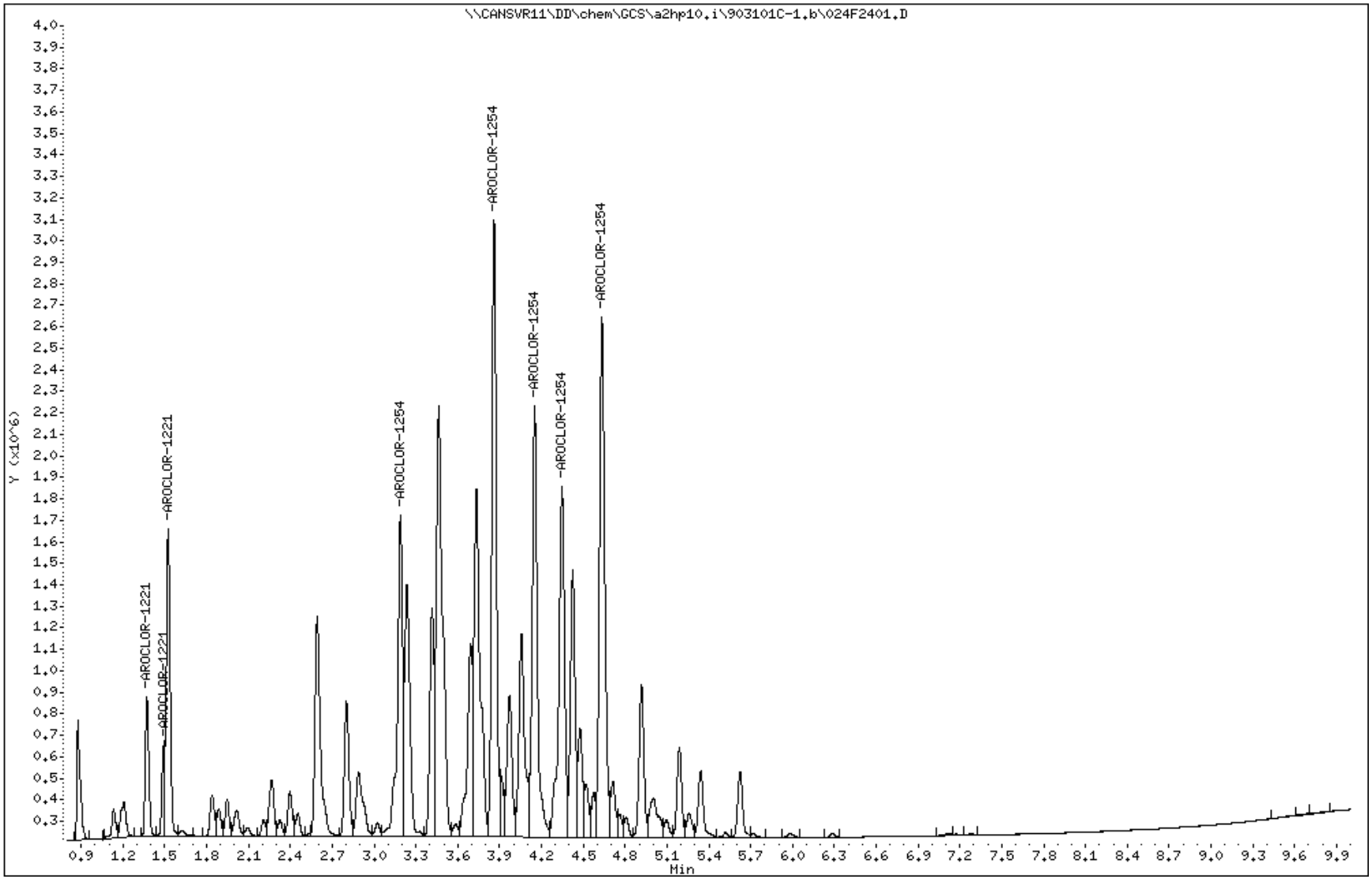

TestAmerica North Canton

PCB 8082/608

Data file : \\CANSVR11\DD\chem\GCS\a2hp10.i\903101C-1.b\025F2501.D
Lab Smp Id: 2154
Inj Date : 10-MAR-2009 14:39
Operator : Inst ID: a2hp10.i
Smp Info : 2154,,1,6
Misc Info : 9-AR2154.SUB
Comment :
Method : \\CANSVR11\DD\chem\GCS\a2hp10.i\903101C-1.b\PCB10.m
Meth Date : 11-Mar-2009 07:34 hassl Quant Type: ESTD
Cal Date : 10-MAR-2009 14:39 Cal File: 025F2501.D
Als bottle: 25 Calibration Sample, Level: 6
Dil Factor: 1.00000
Integrator: Falcon Compound Sublist: 9-AR2154.SUB
Target Version: 4.14 Sample Matrix: None
Processing Host: CANPMSV21

				AMOUNTS			
				CAL-AMT	ON-COL		
RT	EXP RT	DLT RT	RESPONSE	(ng)	(ng)	TARGET RANGE	RATIO
7 AROCLOR-1254					CAS #: 11097-69-1		
3.188	3.188	0.000	2820723	2.00000	1.737	75.00- 125.00	100.00
3.860	3.860	0.000	5368627	2.00000	1.802	139.77- 232.96	190.33
4.151	4.151	0.000	3798400	2.00000	1.809	96.88- 161.46	134.66
4.347	4.347	0.000	3073745	2.00000	1.778	79.80- 132.99	108.97
4.633	4.633	0.000	4549349	2.00000	1.820	116.31- 193.84	161.28
		Average of Peak Amounts =			1.78920		
2 AROCLOR-1221					CAS #: 11104-28-2		
1.370	1.370	0.000	2134718	2.00000	1.720	75.00- 125.00	100.00
1.491	1.491	0.000	953482	2.00000	1.533	38.31- 63.85	44.67
1.523	1.523	0.000	5111941	2.00000	1.669	181.41- 302.36	239.47
		Average of Peak Amounts =			1.64067		

Data File: \\CANSVR11\DD\chem\GCS\a2hp10.i\903101C-1.b\025F2501.D
Date : 10-MAR-2009 14:39
Client ID:
Sample Info: 2154,,1,6

Instrument: a2hp10.i
Operator:
Column phase: restek pest clpI
Column diameter: 0.53

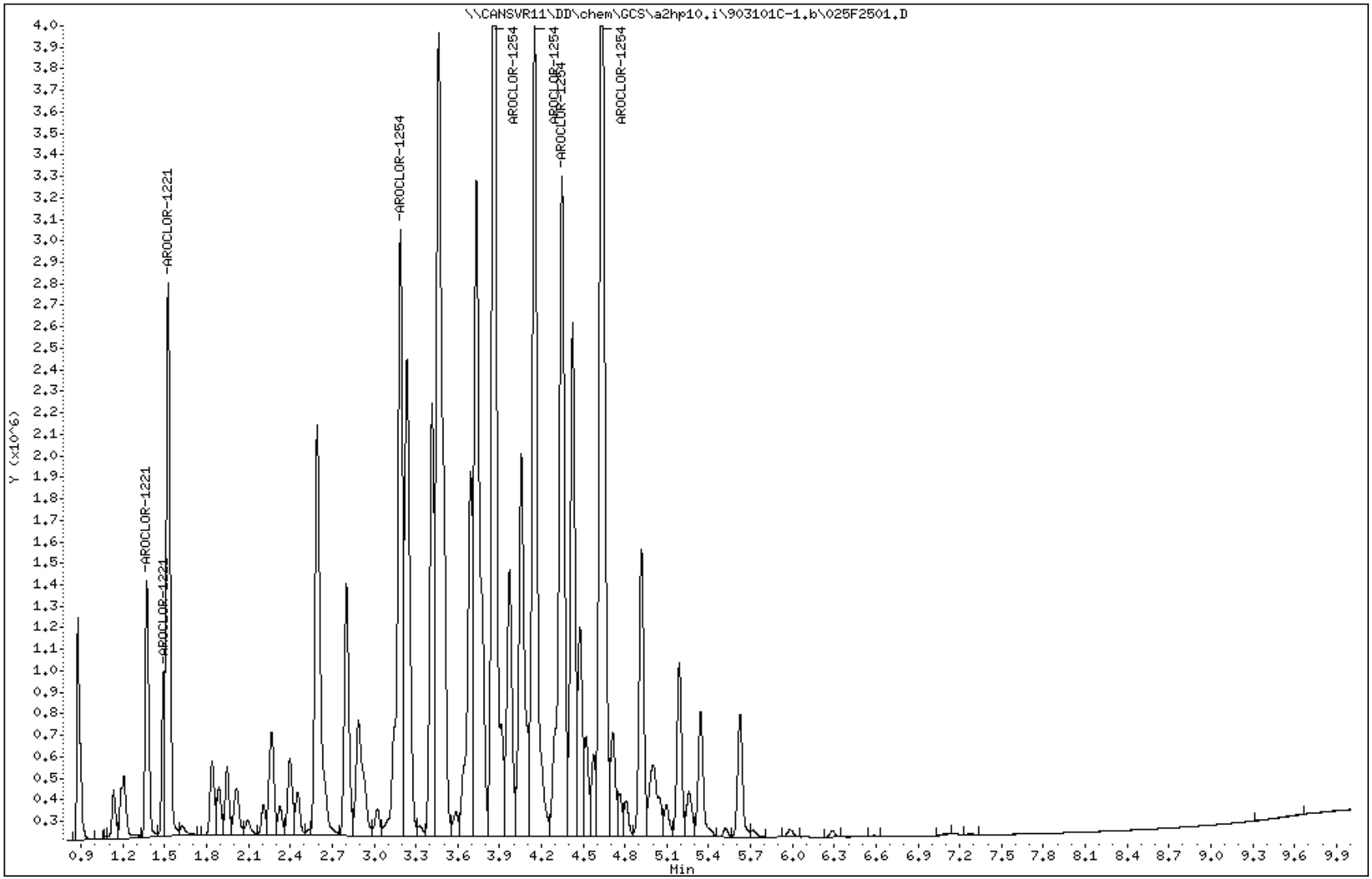

TestAmerica North Canton

PCB 8082/608

Data file : \\CANSVR11\DD\chem\GCS\a2hp10.i\903101C-1.b\026F2601.D
Lab Smp Id: 1660
Inj Date : 10-MAR-2009 14:54
Operator : Inst ID: a2hp10.i
Smp Info : 1660,,1,1
Misc Info : 12-AR1660TD.SUB
Comment :
Method : \\CANSVR11\DD\chem\GCS\a2hp10.i\903101C-1.b\PCB10.m
Meth Date : 11-Mar-2009 07:34 hassl Quant Type: ESTD
Cal Date : 10-MAR-2009 19:15 Cal File: 043F4301.D
Als bottle: 26 Calibration Sample, Level: 1
Dil Factor: 1.00000
Integrator: Falcon Compound Sublist: 12-AR1660TD.SUB
Target Version: 4.14 Sample Matrix: None
Processing Host: CANPMSV21

				AMOUNTS			
				CAL-AMT	ON-COL		
RT	EXP RT	DLT RT	RESPONSE	(ng)	(ng)	TARGET RANGE	RATIO
$ 1 TCMX					CAS #: 877-09-8		
1.219	1.220	-0.001	390452	0.00250	0.002909		
3 AROCLOR-1016					CAS #: 12674-11-2		
1.523	1.521	0.002	79955	0.05000	0.06021	80.00- 120.00	100.00
1.836	1.833	0.003	122833	0.05000	0.06053	113.89- 189.82	153.63
2.264	2.263	0.001	196197	0.05000	0.05716	198.81- 331.35	245.38
2.395	2.393	0.002	99364	0.05000	0.05799	95.73- 159.54	124.27
2.803	2.801	0.002	83841	0.05000	0.05818	80.75- 134.59	104.86
		Average of Peak Amounts =			0.05881		
8 AROCLOR-1260					CAS #: 11096-82-5		
4.054	4.054	0.000	296955	0.05000	0.05733	80.00- 120.00	100.00
4.349	4.348	0.001	542357	0.05000	0.05802	135.27- 225.45	182.64
4.632	4.631	0.001	498117	0.05000	0.05680	126.65- 211.09	167.74
5.341	5.338	0.003	665404	0.05000	0.05522	182.57- 304.28	224.08
5.622	5.622	0.000	326504	0.05000	0.05513	90.04- 150.07	109.95
		Average of Peak Amounts =			0.05650		
$ 12 DCB					CAS #: 2051-24-3		
6.777	6.777	0.000	281829	0.00250	0.002915		

Data File: \\CANSVR11\DD\chem\GCS\a2hp10.i\903101C-1.b\026F2601.D
Date : 10-MAR-2009 14:54
Client ID:
Instrument: a2hp10.i
Sample Info: 1660,,1,1
Operator:
Column phase: restek pest clpI
Column diameter: 0.53

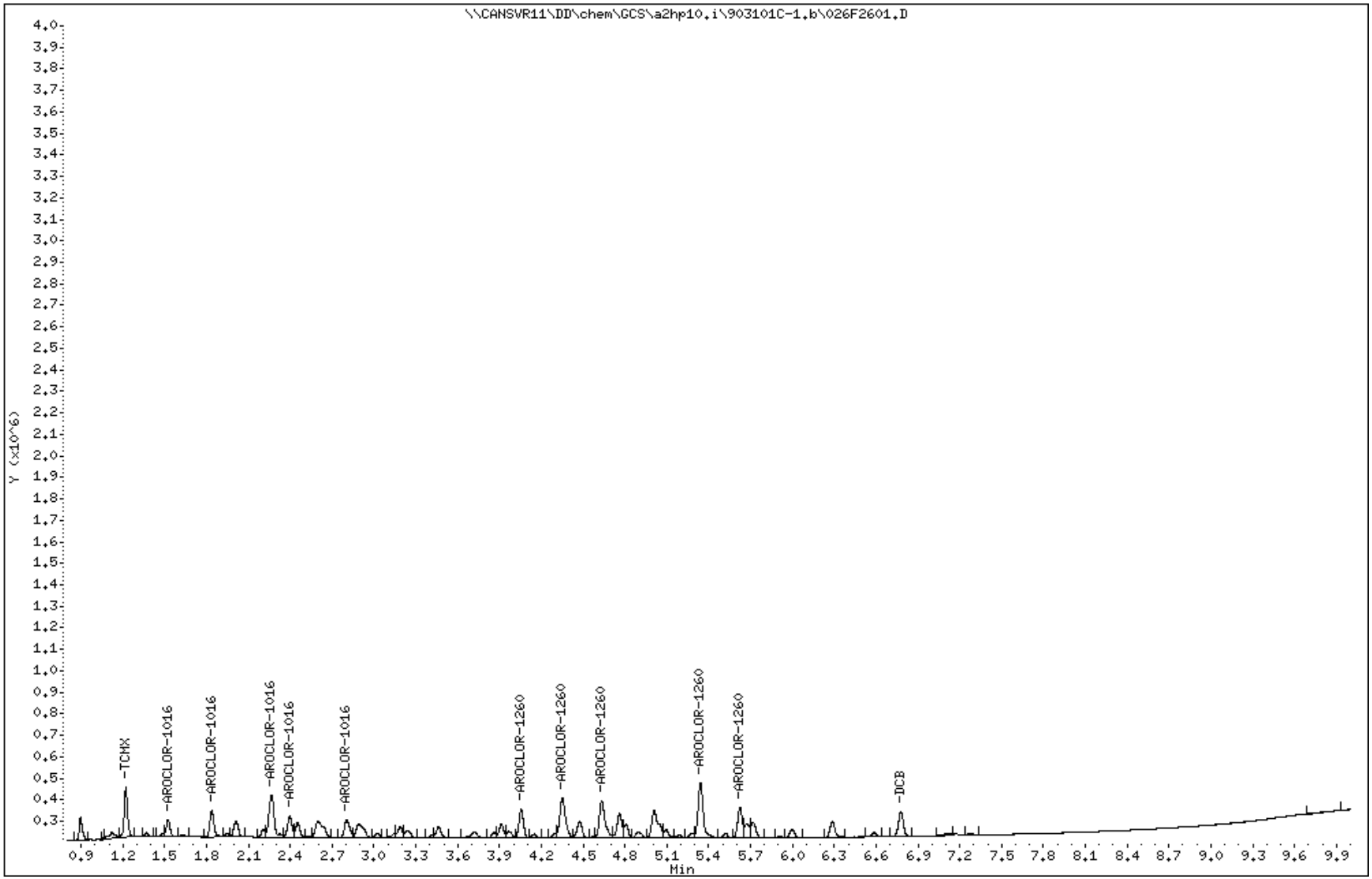

TestAmerica North Canton

PCB 8082/608

Data file : \\CANSVR11\DD\chem\GCS\a2hp10.i\903101C-1.b\027F2701.D
Lab Smp Id: 1660
Inj Date : 10-MAR-2009 15:09
Operator : Inst ID: a2hp10.i
Smp Info : 1660,,1,2
Misc Info : 12-AR1660TD.SUB
Comment :
Method : \\CANSVR11\DD\chem\GCS\a2hp10.i\903101C-1.b\PCB10.m
Meth Date : 11-Mar-2009 07:34 hassl Quant Type: ESTD
Cal Date : 10-MAR-2009 19:15 Cal File: 043F4301.D
Als bottle: 27 Calibration Sample, Level: 2
Dil Factor: 1.00000
Integrator: Falcon Compound Sublist: 12-AR1660TD.SUB
Target Version: 4.14 Sample Matrix: None
Processing Host: CANPMSV21

				AMOUNTS			
				CAL-AMT	ON-COL		
RT	EXP RT	DLT RT	RESPONSE	(ng)	(ng)	TARGET RANGE	RATIO
$ 1 TCMX					CAS #: 877-09-8		
1.219	1.220	-0.001	709956	0.00500	0.005290		
3 AROCLOR-1016					CAS #: 12674-11-2		
1.523	1.521	0.002	148949	0.10000	0.1122	80.00- 120.00	100.00
1.836	1.833	0.003	227805	0.10000	0.1123	113.89- 189.82	152.94
2.264	2.263	0.001	363158	0.10000	0.1058	198.81- 331.35	243.81
2.394	2.393	0.001	185666	0.10000	0.1084	95.73- 159.54	124.65
2.803	2.801	0.002	156860	0.10000	0.1088	80.75- 134.59	105.31
		Average of Peak Amounts =			0.10950		
8 AROCLOR-1260					CAS #: 11096-82-5		
4.054	4.054	0.000	565463	0.10000	0.1092	80.00- 120.00	100.00
4.350	4.348	0.002	1011284	0.10000	0.1082	135.27- 225.45	178.84
4.632	4.631	0.001	937242	0.10000	0.1069	126.65- 211.09	165.75
5.340	5.338	0.002	1262587	0.10000	0.1048	182.57- 304.28	223.28
5.623	5.622	0.001	629793	0.10000	0.1063	90.04- 150.07	111.38
		Average of Peak Amounts =			0.10708		
$ 12 DCB					CAS #: 2051-24-3		
6.778	6.777	0.001	516440	0.00500	0.005342		

Data File: \\CANSVR11\DD\chem\GCS\a2hp10.i\903101C-1.b\027F2701.D
Date : 10-MAR-2009 15:09
Client ID:
Instrument: a2hp10.i
Sample Info: 1660,,1,2
Operator:
Column phase: restek pest clpI
Column diameter: 0.53

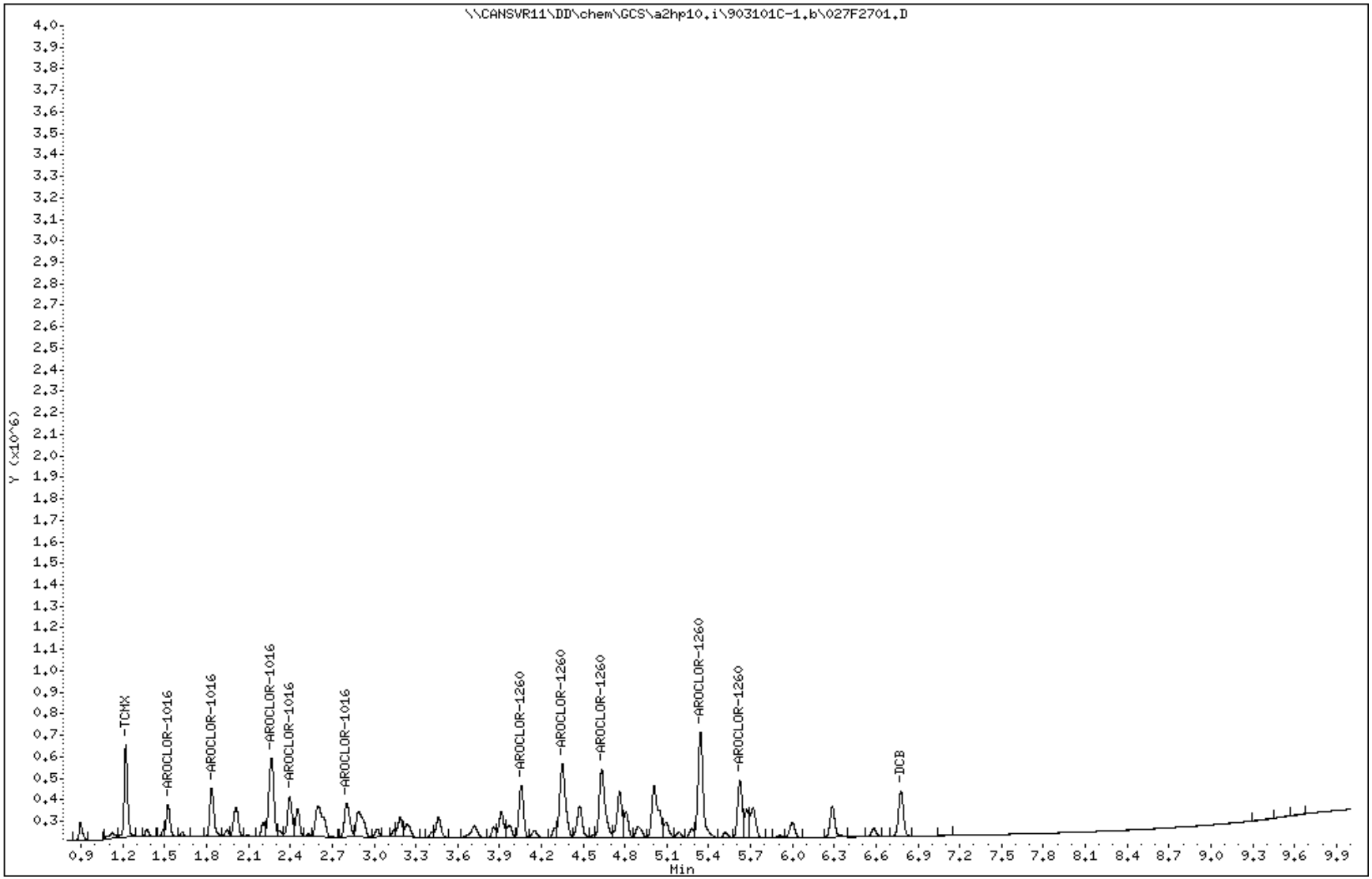

TestAmerica North Canton

PCB 8082/608

Data file : \\CANSVR11\DD\chem\GCS\a2hp10.i\903101C-1.b\028F2801.D
Lab Smp Id: 1660
Inj Date : 10-MAR-2009 15:25
Operator : Inst ID: a2hp10.i
Smp Info : 1660,,1,3
Misc Info : 12-AR1660TD.SUB
Comment :
Method : \\CANSVR11\DD\chem\GCS\a2hp10.i\903101C-1.b\PCB10.m
Meth Date : 11-Mar-2009 07:34 hassl Quant Type: ESTD
Cal Date : 10-MAR-2009 19:15 Cal File: 043F4301.D
Als bottle: 28 Calibration Sample, Level: 3
Dil Factor: 1.00000
Integrator: Falcon Compound Sublist: 12-AR1660TD.SUB
Target Version: 4.14 Sample Matrix: None
Processing Host: CANPMSV21

RT	EXP RT	DLT RT	RESPONSE	AMOUNTS CAL-AMT (ng)	ON-COL (ng)	TARGET RANGE	RATIO
$ 1 TCMX					CAS #: 877-09-8		
1.219	1.220	-0.001	1342433	0.01000	0.01000		
3 AROCLOR-1016					CAS #: 12674-11-2		
1.523	1.521	0.002	276986	0.20000	0.2086	80.00- 120.00	100.00
1.836	1.833	0.003	421286	0.20000	0.2076	113.89- 189.82	152.10
2.265	2.263	0.002	696264	0.20000	0.2029	198.81- 331.35	251.37
2.394	2.393	0.001	352372	0.20000	0.2057	95.73- 159.54	127.22
2.803	2.801	0.002	297191	0.20000	0.2062	80.75- 134.59	107.29
Average of Peak Amounts =					0.20620		
8 AROCLOR-1260					CAS #: 11096-82-5		
4.055	4.054	0.001	1058422	0.20000	0.2043	80.00- 120.00	100.00
4.349	4.348	0.001	1901571	0.20000	0.2034	135.27- 225.45	179.66
4.632	4.631	0.001	1780063	0.20000	0.2030	126.65- 211.09	168.18
5.340	5.338	0.002	2438324	0.20000	0.2024	182.57- 304.28	230.37
5.623	5.622	0.001	1203485	0.20000	0.2032	90.04- 150.07	113.71
Average of Peak Amounts =					0.20326		
$ 12 DCB					CAS #: 2051-24-3		
6.777	6.777	0.000	987426	0.01000	0.01021		

Data File: \\CANSVR11\DD\chem\GCS\a2hp10.i\903101C-1.b\028F2801.D
Date : 10-MAR-2009 15:25
Client ID:
Sample Info: 1660,,1,3
Column phase: restek pest clpI

Instrument: a2hp10.i
Operator:
Column diameter: 0.53

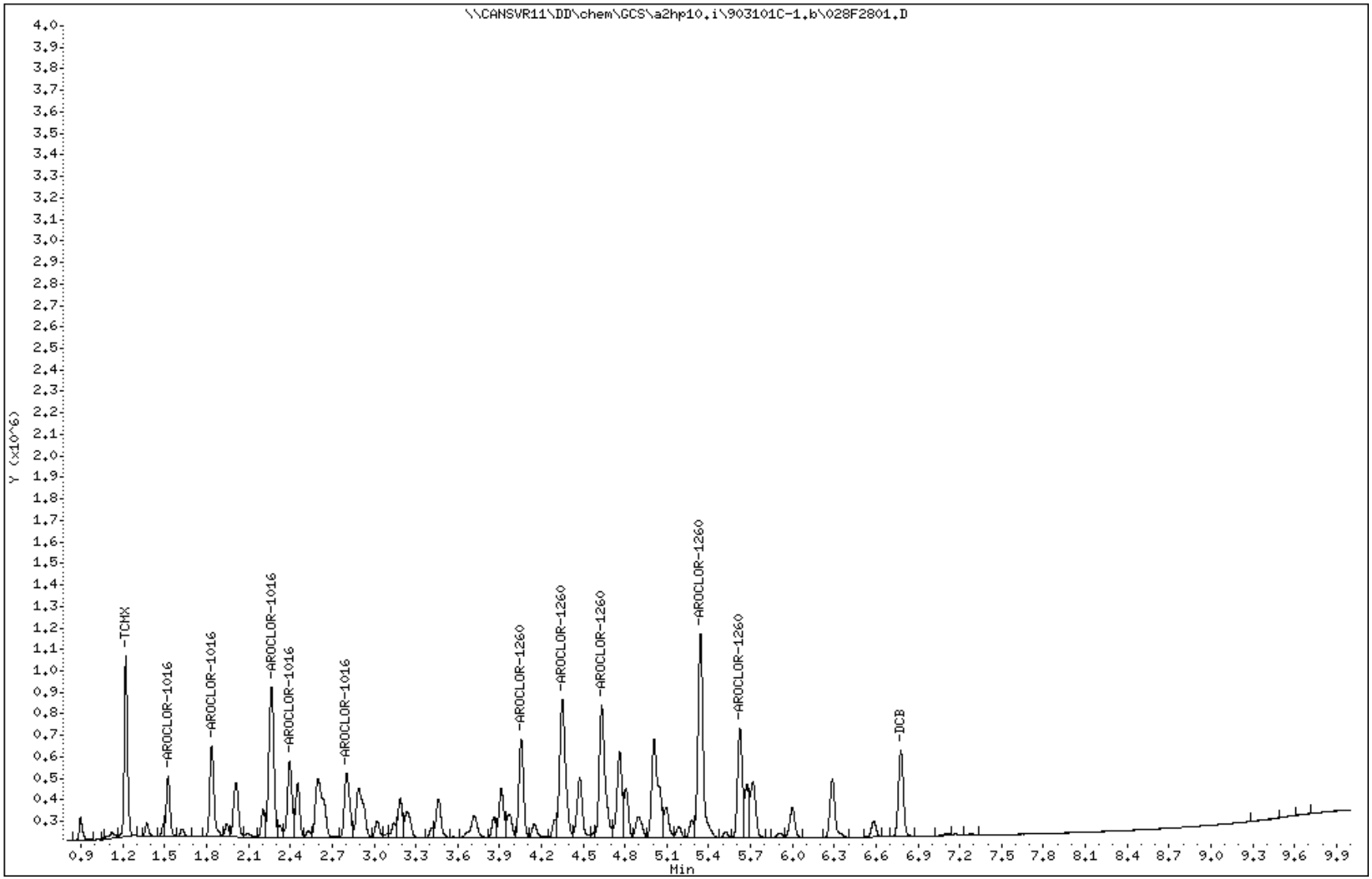

TestAmerica North Canton

PCB 8082/608

Data file : \\CANSVR11\DD\chem\GCS\a2hp10.i\903101C-1.b\029F2901.D
Lab Smp Id: 1660
Inj Date : 10-MAR-2009 15:40
Operator : Inst ID: a2hp10.i
Smp Info : 1660,,1,4
Misc Info : 12-AR1660TD.SUB
Comment :
Method : \\CANSVR11\DD\chem\GCS\a2hp10.i\903101C-1.b\PCB10.m
Meth Date : 11-Mar-2009 07:34 hassl Quant Type: ESTD
Cal Date : 10-MAR-2009 19:15 Cal File: 043F4301.D
Als bottle: 29 Calibration Sample, Level: 4
Dil Factor: 1.00000
Integrator: Falcon Compound Sublist: 12-AR1660TD.SUB
Target Version: 4.14 Sample Matrix: None
Processing Host: CANPMSV21

RT	EXP RT	DLT RT	RESPONSE	AMOUNTS CAL-AMT (ng)	ON-COL (ng)	TARGET RANGE	RATIO
$ 1 TCMX					CAS #: 877-09-8		
1.219	1.220	-0.001	3282591	0.02500	0.02446		
3 AROCLOR-1016					CAS #: 12674-11-2		
1.523	1.521	0.002	627163	0.50000	0.4723	80.00- 120.00	100.00
1.836	1.833	0.003	957966	0.50000	0.4721	113.89- 189.82	152.75
2.265	2.263	0.002	1658049	0.50000	0.4831	198.81- 331.35	264.37
2.394	2.393	0.001	815755	0.50000	0.4761	95.73- 159.54	130.07
2.803	2.801	0.002	682197	0.50000	0.4734	80.75- 134.59	108.78
	Average of Peak Amounts =				0.47540		
8 AROCLOR-1260					CAS #: 11096-82-5		
4.054	4.054	0.000	2456907	0.50000	0.4743	80.00- 120.00	100.00
4.348	4.348	0.000	4446891	0.50000	0.4757	135.27- 225.45	181.00
4.631	4.631	0.000	4217260	0.50000	0.4808	126.65- 211.09	171.65
5.340	5.338	0.002	5860053	0.50000	0.4864	182.57- 304.28	238.51
5.622	5.622	0.000	2858408	0.50000	0.4826	90.04- 150.07	116.34
	Average of Peak Amounts =				0.47996		
$ 12 DCB					CAS #: 2051-24-3		
6.777	6.777	0.000	2305393	0.02500	0.02385		

Data File: \\CANSVR11\DD\chem\GCS\a2hp10.i\903101C-1.b\029F2901.D
Date : 10-MAR-2009 15:40
Client ID:
Sample Info: 1660,,1,4
Column phase: restek pest clpI

Instrument: a2hp10.i
Operator:
Column diameter: 0.53

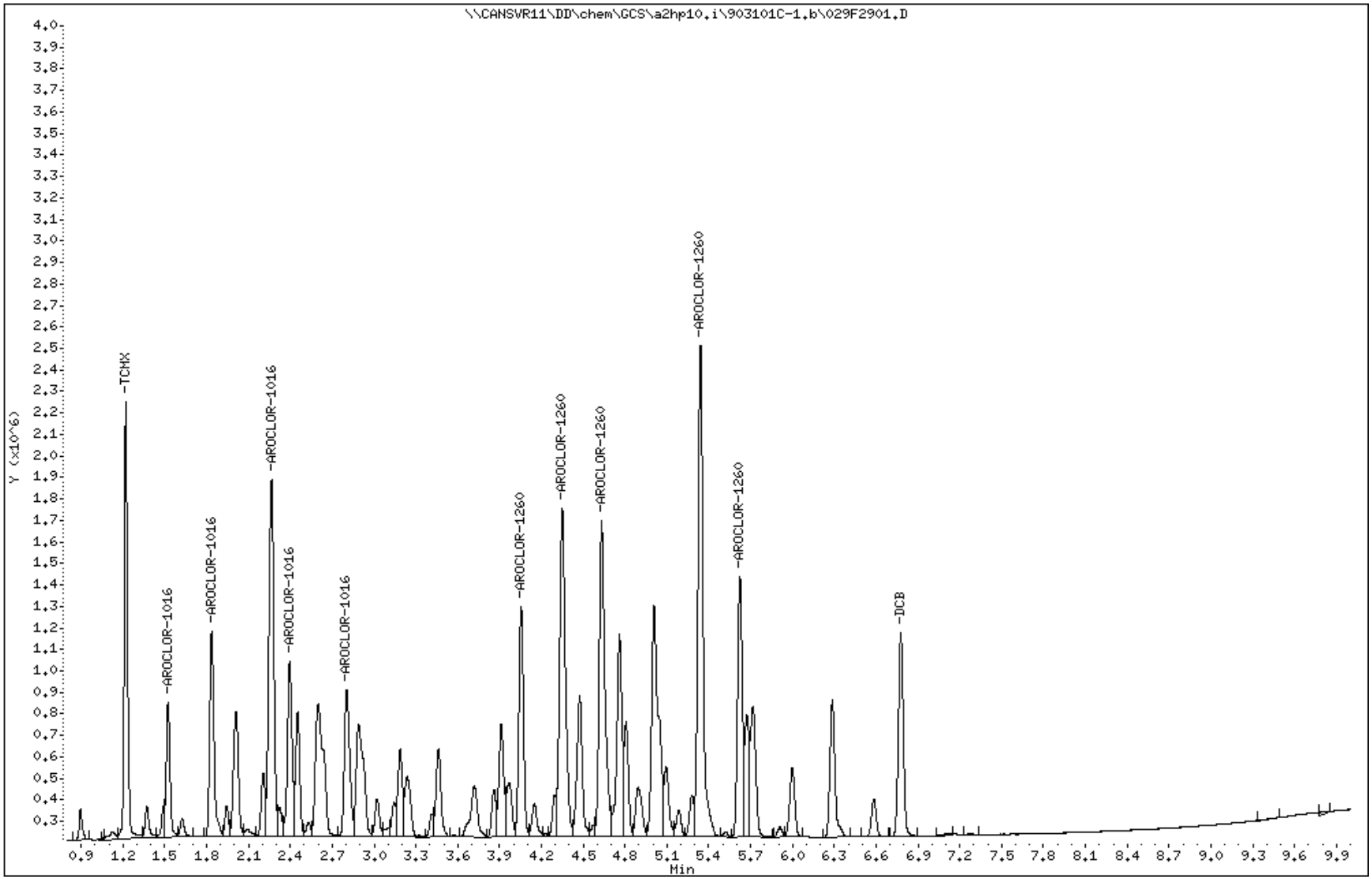

TestAmerica North Canton

PCB 8082/608

Data file : \\CANSVR11\DD\chem\GCS\a2hp10.i\903101C-1.b\030F3001.D
Lab Smp Id: 1660
Inj Date : 10-MAR-2009 15:56
Operator : Inst ID: a2hp10.i
Smp Info : 1660,,1,5
Misc Info : 12-AR1660TD.SUB
Comment :
Method : \\CANSVR11\DD\chem\GCS\a2hp10.i\903101C-1.b\PCB10.m
Meth Date : 11-Mar-2009 07:34 hassl Quant Type: ESTD
Cal Date : 10-MAR-2009 19:15 Cal File: 043F4301.D
Als bottle: 30 Calibration Sample, Level: 5
Dil Factor: 1.00000
Integrator: Falcon Compound Sublist: 12-AR1660TD.SUB
Target Version: 4.14 Sample Matrix: None
Processing Host: CANPMSV21

RT	EXP RT	DLT RT	RESPONSE	AMOUNTS CAL-AMT (ng)	ON-COL (ng)	TARGET RANGE	RATIO
$ 1 TCMX					CAS #: 877-09-8		
1.220	1.220	0.000	6307679	0.05000	0.04700		
3 AROCLOR-1016					CAS #: 12674-11-2		
1.523	1.521	0.002	1139078	1.00000	0.8578	80.00- 120.00	100.00
1.836	1.833	0.003	1774720	1.00000	0.8746	113.89- 189.82	155.80
2.265	2.263	0.002	3239905	1.00000	0.9440	198.81- 331.35	284.43
2.395	2.393	0.002	1564727	1.00000	0.9132	95.73- 159.54	137.37
2.803	2.801	0.002	1319343	1.00000	0.9155	80.75- 134.59	115.83
Average of Peak Amounts =					0.90102		
8 AROCLOR-1260					CAS #: 11096-82-5		
4.054	4.054	0.000	4815588	1.00000	0.9297	80.00- 120.00	100.00
4.349	4.348	0.001	8705668	1.00000	0.9313	135.27- 225.45	180.78
4.631	4.631	0.000	8292081	1.00000	0.9455	126.65- 211.09	172.19
5.340	5.338	0.002	11726501	1.00000	0.9732	182.57- 304.28	243.51
5.622	5.622	0.000	5728644	1.00000	0.9672	90.04- 150.07	118.96
Average of Peak Amounts =					0.94938		
$ 12 DCB					CAS #: 2051-24-3		
6.776	6.777	-0.001	4588442	0.05000	0.04747		

Data File: \\CANSVR11\DD\chem\GCS\a2hp10.i\903101C-1.b\030F3001.D
Date : 10-MAR-2009 15:56
Client ID:
Sample Info: 1660,,1,5

Instrument: a2hp10.i
Operator:
Column phase: restek pest clpI
Column diameter: 0.53

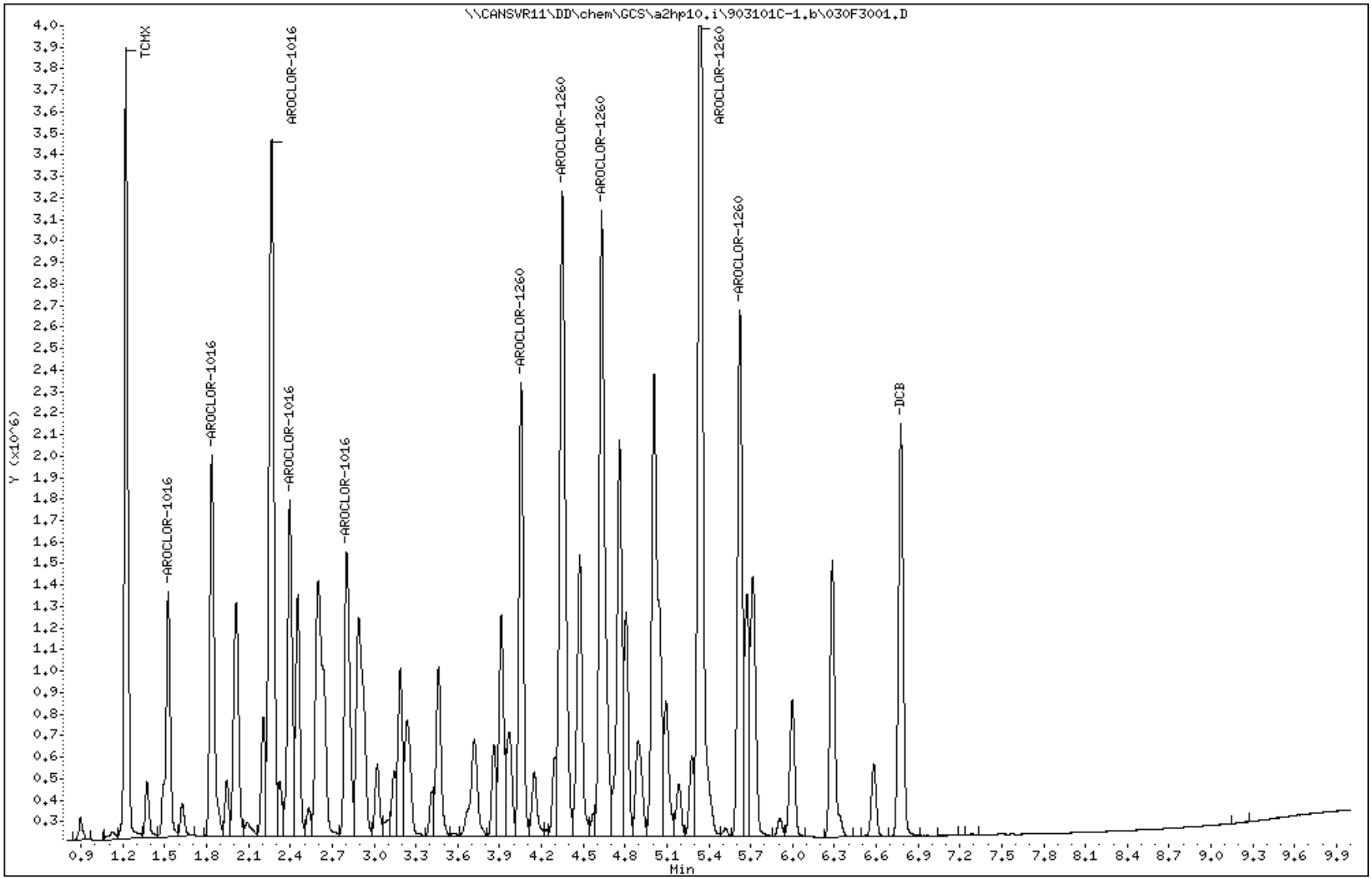

TestAmerica North Canton

PCB 8082/608

Data file : \\CANSVR11\DD\chem\GCS\a2hp10.i\903101C-1.b\031F3101.D
Lab Smp Id: 1660
Inj Date : 10-MAR-2009 16:11
Operator : Inst ID: a2hp10.i
Smp Info : 1660,,1,6
Misc Info : 12-AR1660TD.SUB
Comment :
Method : \\CANSVR11\DD\chem\GCS\a2hp10.i\903101C-1.b\PCB10.m
Meth Date : 11-Mar-2009 07:34 hassl Quant Type: ESTD
Cal Date : 10-MAR-2009 19:15 Cal File: 043F4301.D
Als bottle: 31 Calibration Sample, Level: 6
Dil Factor: 1.00000
Integrator: Falcon Compound Sublist: 12-AR1660TD.SUB
Target Version: 4.14 Sample Matrix: None
Processing Host: CANPMSV21

RT	EXP RT	DLT RT	RESPONSE	AMOUNTS CAL-AMT (ng)	ON-COL (ng)	TARGET RANGE	RATIO
$ 1 TCMX					CAS #: 877-09-8		
1.220	1.220	0.000	11540280	0.10000	0.08598		
3 AROCLOR-1016					CAS #: 12674-11-2		
1.522	1.521	0.001	2201554	2.00000	1.658	80.00- 120.00	100.00
1.835	1.833	0.002	3286582	2.00000	1.620	113.89- 189.82	149.28
2.264	2.263	0.001	5999778	2.00000	1.748	198.81- 331.35	272.52
2.393	2.393	0.000	2956235	2.00000	1.725	95.73- 159.54	134.28
2.802	2.801	0.001	2463045	2.00000	1.709	80.75- 134.59	111.88
	Average of Peak Amounts =				1.69200		
8 AROCLOR-1260					CAS #: 11096-82-5		
4.053	4.054	-0.001	8924062	2.00000	1.723	80.00- 120.00	100.00
4.348	4.348	0.000	16039868	2.00000	1.716	135.27- 225.45	179.74
4.631	4.631	0.000	15319688	2.00000	1.747	126.65- 211.09	171.67
5.339	5.338	0.001	21444148	2.00000	1.780	182.57- 304.28	240.30
5.622	5.622	0.000	10491555	2.00000	1.771	90.04- 150.07	117.56
	Average of Peak Amounts =				1.74740		
$ 12 DCB					CAS #: 2051-24-3		
6.777	6.777	0.000	8126010	0.10000	0.08406		


Data File: \\CANSVR11\DD\chem\GCS\a2hp10.i\903101C-1.b\031F3101.D
Date : 10-MAR-2009 16:11
Client ID:
Sample Info: 1660,,1.6
Column phase: restek pest clpI
Instrument: a2hp10.i
Operator:
Column diameter: 0.53
Y (x10^6)
TCMX
-AROCLOR-1016
AROCLOR-1016
-AROCLOR-1016
-AROCLOR-1016
AROCLOR-1260
AROCLOR-1260
AROCLOR-1260
AROCLOR-1260
AROCLOR-1260
-DCB
\\CANSVR11\DD\chem\GCS\a2hp10.i\903101C-1.b\031F3101.D
Min

TestAmerica North Canton

PCB 8082/608

Data file : \\CANSVR11\DD\chem\GCS\a2hp10.i\903101C-1.b\032F3201.D
Lab Smp Id: 1262
Inj Date : 10-MAR-2009 16:26
Operator : Inst ID: a2hp10.i
Smp Info : 1262,,1,1
Misc Info : 13-AR1262.SUB
Comment :
Method : \\CANSVR11\DD\chem\GCS\a2hp10.i\903101C-1.b\PCB10.m
Meth Date : 11-Mar-2009 07:34 hassl Quant Type: ESTD
Cal Date : 10-MAR-2009 19:15 Cal File: 043F4301.D
Als bottle: 32 Calibration Sample, Level: 1
Dil Factor: 1.00000
Integrator: Falcon Compound Sublist: 13-AR1262.SUB
Target Version: 4.14 Sample Matrix: None
Processing Host: CANPMSV21

				AMOUNTS			
				CAL-AMT	ON-COL		
RT	EXP RT	DLT RT	RESPONSE	(ng)	(ng)	TARGET RANGE	RATIO
9 AROCLOR-1262					CAS #: 37324-23-5		
4.054	4.055	-0.001	111118	0.05000	0.05795	75.00- 125.00	100.00
4.352	4.352	0.000	147356	0.05000	0.05770	99.66- 166.09	132.61
4.759	4.759	0.000	173607	0.05000	0.05737	117.71- 196.18	156.24
5.006	5.008	-0.002	171321	0.05000	0.05673	118.77- 197.96	154.18
5.339	5.339	0.000	308973	0.05000	0.05476	225.39- 375.66	278.06
		Average of Peak Amounts =			0.05690		

Data File: \\CANSVR11\DD\chem\GCS\a2hp10.i\903101C-1.b\032F3201.D
Date : 10-MAR-2009 16:26
Client ID:
Sample Info: 1262,,1,1
Column phase: restek pest clpI

Instrument: a2hp10.i
Operator:
Column diameter: 0.53

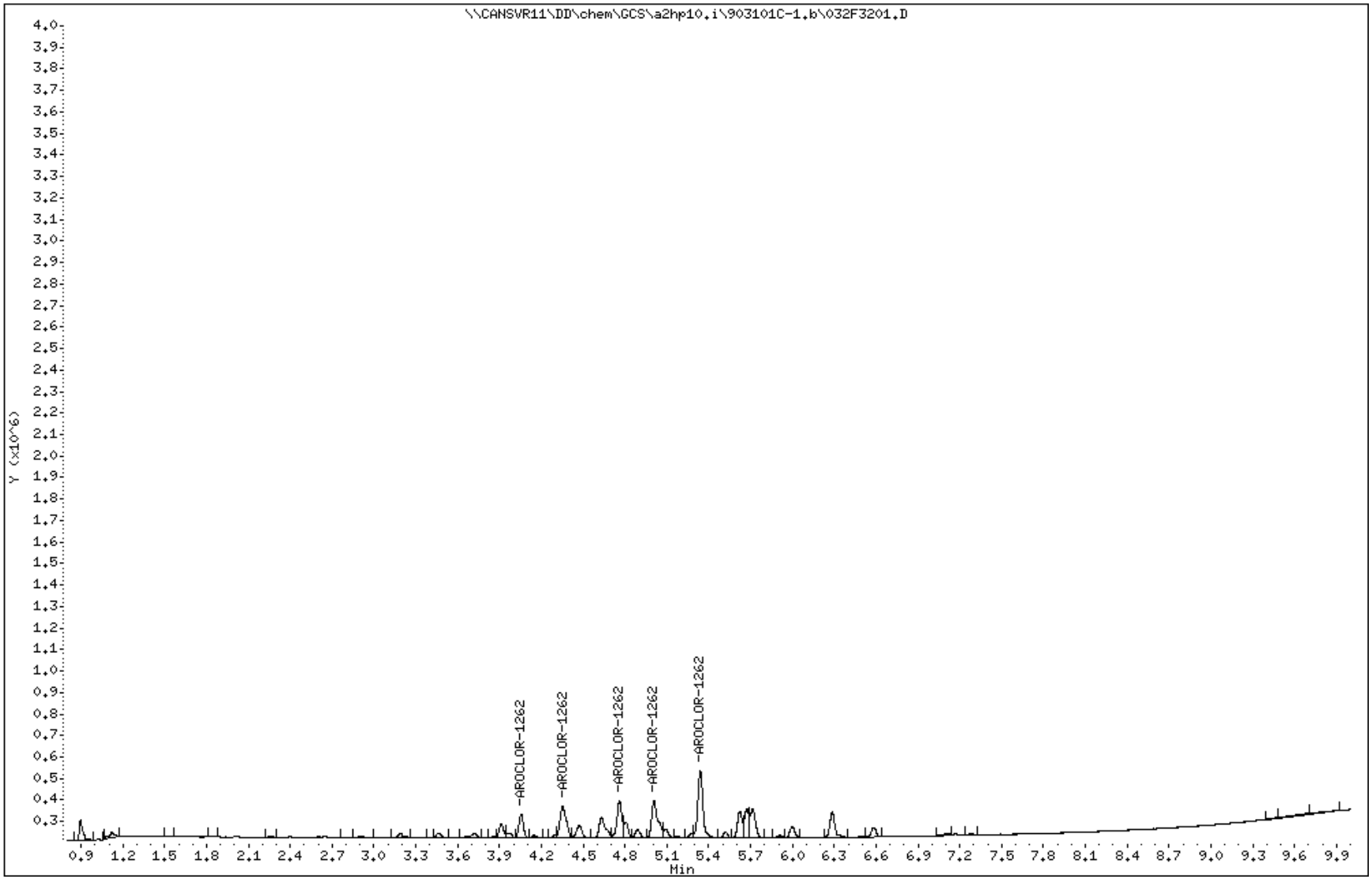

TestAmerica North Canton

PCB 8082/608

Data file : \\CANSVR11\DD\chem\GCS\a2hp10.i\903101C-1.b\033F3301.D
Lab Smp Id: 1262
Inj Date : 10-MAR-2009 16:42
Operator : Inst ID: a2hp10.i
Smp Info : 1262,,1,2
Misc Info : 13-AR1262.SUB
Comment :
Method : \\CANSVR11\DD\chem\GCS\a2hp10.i\903101C-1.b\PCB10.m
Meth Date : 11-Mar-2009 07:34 hassl Quant Type: ESTD
Cal Date : 10-MAR-2009 19:15 Cal File: 043F4301.D
Als bottle: 33 Calibration Sample, Level: 2
Dil Factor: 1.00000
Integrator: Falcon Compound Sublist: 13-AR1262.SUB
Target Version: 4.14 Sample Matrix: None
Processing Host: CANPMSV21

				AMOUNTS			
				CAL-AMT	ON-COL		
RT	EXP RT	DLT RT	RESPONSE	(ng)	(ng)	TARGET RANGE	RATIO
9 AROCLOR-1262					CAS #: 37324-23-5		
4.054	4.055	-0.001	210904	0.10000	0.1100	75.00- 125.00	100.00
4.352	4.352	0.000	281555	0.10000	0.1102	99.66- 166.09	133.50
4.760	4.759	0.001	334335	0.10000	0.1105	117.71- 196.18	158.52
5.007	5.008	-0.001	328097	0.10000	0.1086	118.77- 197.96	155.57
5.340	5.339	0.001	608382	0.10000	0.1078	225.39- 375.66	288.46
Average of Peak Amounts =					0.10942		

Data File: \\CANSVR11\DD\chem\GCS\a2hp10.i\903101C-1.b\033F3301.D
Date : 10-MAR-2009 16:42
Client ID:
Instrument: a2hp10.i
Sample Info: 1262,,1,2
Operator:
Column phase: restek pest clpI
Column diameter: 0.53

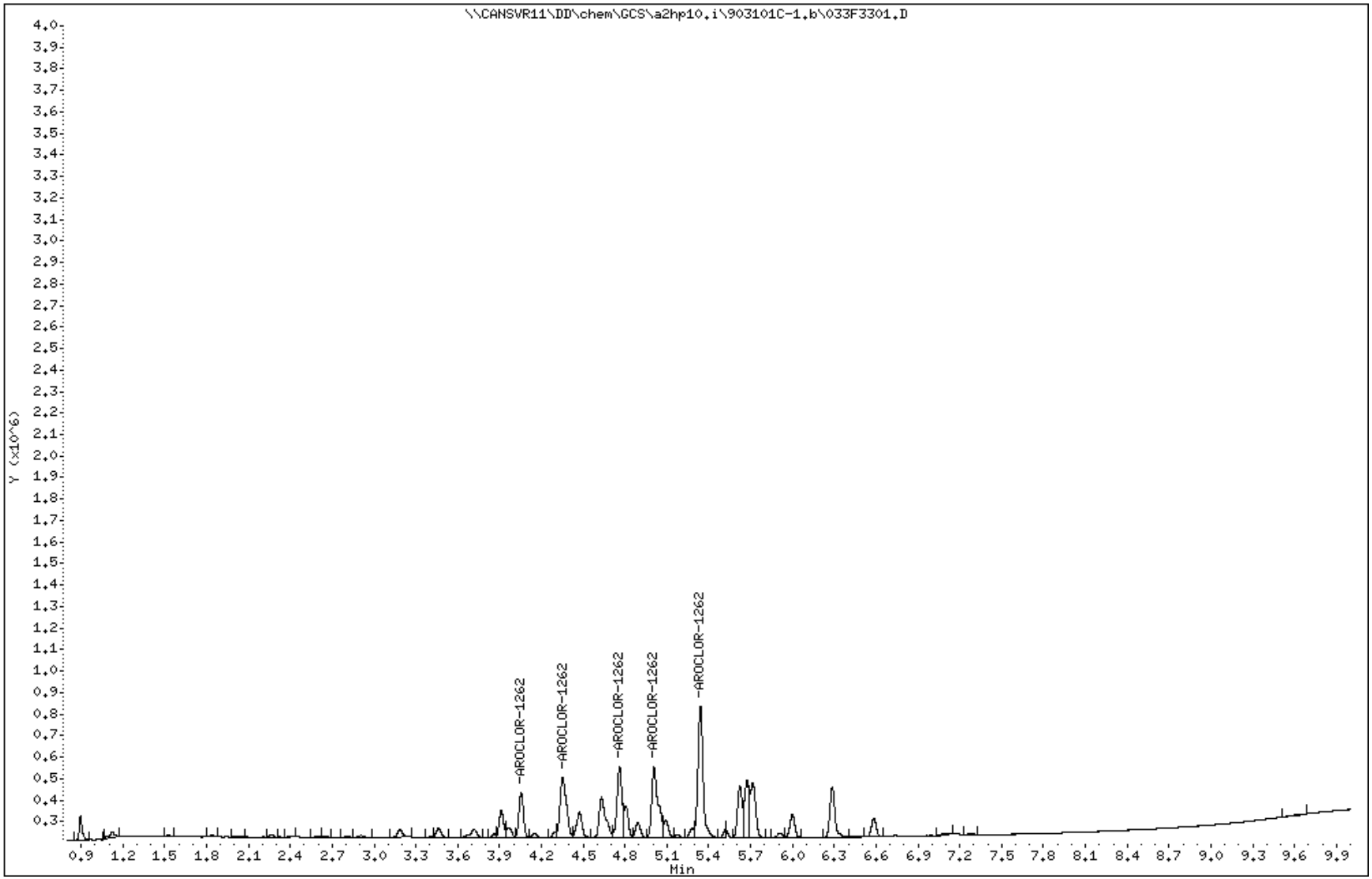

TestAmerica North Canton

PCB 8082/608

Data file : \\CANSVR11\DD\chem\GCS\a2hp10.i\903101C-1.b\034F3401.D
Lab Smp Id: 1262
Inj Date : 10-MAR-2009 16:57
Operator : Inst ID: a2hp10.i
Smp Info : 1262,,1,3
Misc Info : 13-AR1262.SUB
Comment :
Method : \\CANSVR11\DD\chem\GCS\a2hp10.i\903101C-1.b\PCB10.m
Meth Date : 11-Mar-2009 07:34 hassl Quant Type: ESTD
Cal Date : 10-MAR-2009 16:57 Cal File: 034F3401.D
Als bottle: 34 Calibration Sample, Level: 3
Dil Factor: 1.00000
Integrator: Falcon Compound Sublist: 13-AR1262.SUB
Target Version: 4.14 Sample Matrix: None
Processing Host: CANPMSV21

				AMOUNTS			
				CAL-AMT	ON-COL		
RT	EXP RT	DLT RT	RESPONSE	(ng)	(ng)	TARGET RANGE	RATIO
9 AROCLOR-1262					CAS #: 37324-23-5		
4.054	4.055	-0.001	391345	0.20000	0.1867	75.00- 125.00	100.00
4.352	4.352	0.000	518375	0.20000	0.1861	99.66- 166.09	132.46
4.759	4.759	0.000	609571	0.20000	0.1854	117.71- 196.18	155.76
5.007	5.008	-0.001	608034	0.20000	0.1871	118.77- 197.96	155.37
5.339	5.339	0.000	1136771	0.20000	0.1900	225.39- 375.66	290.48
		Average of Peak Amounts =			0.18706		

Data File: \\CANSVR11\DD\chem\GCS\a2hp10.i\903101C-1.b\034F3401.D
Date : 10-MAR-2009 16:57
Client ID:
Instrument: a2hp10.i
Sample Info: 1262,,1,3
Operator:
Column phase: restek pest clpI
Column diameter: 0.53

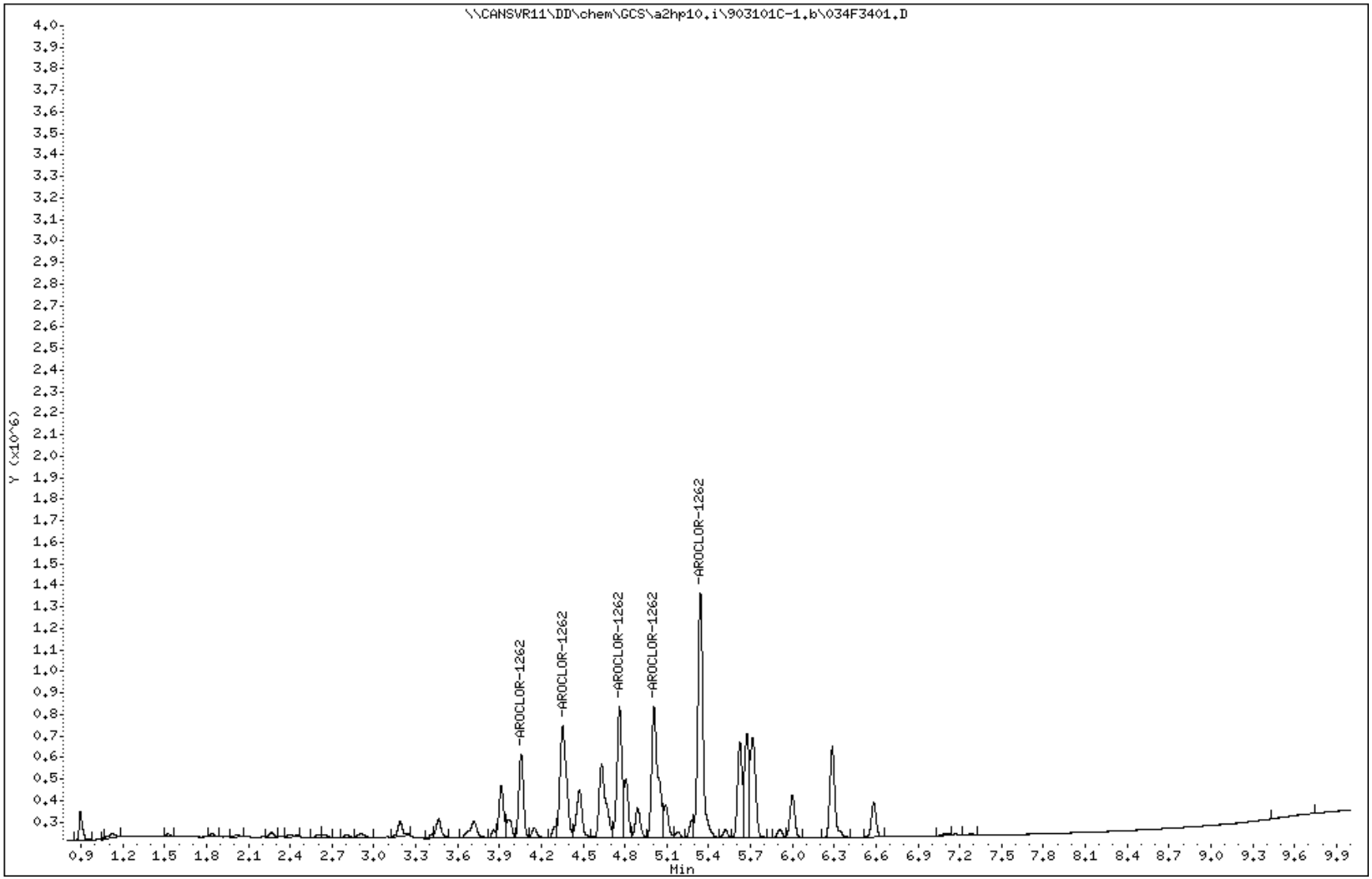

TestAmerica North Canton

PCB 8082/608

Data file : \\CANSVR11\DD\chem\GCS\a2hp10.i\903101C-1.b\035F3501.D
Lab Smp Id: 1262
Inj Date : 10-MAR-2009 17:12
Operator : Inst ID: a2hp10.i
Smp Info : 1262,,1,4
Misc Info : 13-AR1262.SUB
Comment :
Method : \\CANSVR11\DD\chem\GCS\a2hp10.i\903101C-1.b\PCB10.m
Meth Date : 11-Mar-2009 07:34 hassl Quant Type: ESTD
Cal Date : 10-MAR-2009 17:12 Cal File: 035F3501.D
Als bottle: 35 Calibration Sample, Level: 4
Dil Factor: 1.00000
Integrator: Falcon Compound Sublist: 13-AR1262.SUB
Target Version: 4.14 Sample Matrix: None
Processing Host: CANPMSV21

				AMOUNTS CAL-AMT (ng)	AMOUNTS ON-COL (ng)		
RT	EXP RT	DLT RT	RESPONSE			TARGET RANGE	RATIO
9 AROCLOR-1262					CAS #: 37324-23-5		
4.054	4.055	-0.001	895265	0.50000	0.4433	75.00- 125.00	100.00
4.351	4.352	-0.001	1189588	0.50000	0.4433	99.66- 166.09	132.88
4.760	4.759	0.001	1405068	0.50000	0.4435	117.71- 196.18	156.94
5.007	5.008	-0.001	1417787	0.50000	0.4507	118.77- 197.96	158.37
5.340	5.339	0.001	2690500	0.50000	0.4613	225.39- 375.66	300.53
		Average of Peak Amounts =			0.44842		

Data File: \\CANSVR11\DD\chem\GCS\a2hp10.i\903101C-1.b\035F3501.D
Date : 10-MAR-2009 17:12
Client ID:
Instrument: a2hp10.i
Sample Info: 1262,,1,4
Operator:
Column phase: restek pest clpI
Column diameter: 0.53

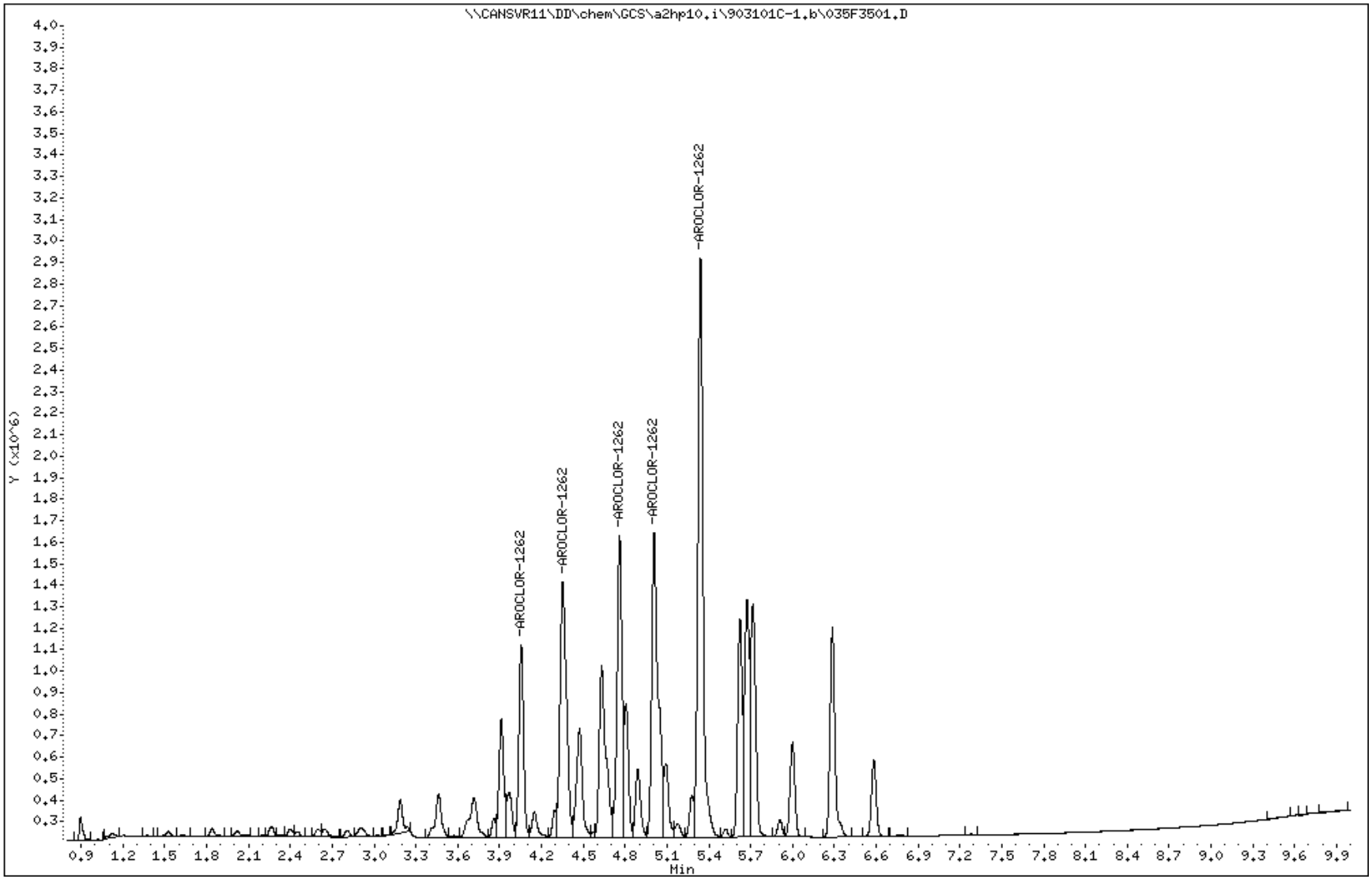

TestAmerica North Canton

PCB 8082/608

Data file : \\CANSVR11\DD\chem\GCS\a2hp10.i\903101C-1.b\036F3601.D
Lab Smp Id: 1262
Inj Date : 10-MAR-2009 17:28
Operator : Inst ID: a2hp10.i
Smp Info : 1262,,1,5
Misc Info : 13-AR1262.SUB
Comment :
Method : \\CANSVR11\DD\chem\GCS\a2hp10.i\903101C-1.b\PCB10.m
Meth Date : 11-Mar-2009 07:34 hassl Quant Type: ESTD
Cal Date : 10-MAR-2009 17:28 Cal File: 036F3601.D
Als bottle: 36 Calibration Sample, Level: 5
Dil Factor: 1.00000
Integrator: Falcon Compound Sublist: 13-AR1262.SUB
Target Version: 4.14 Sample Matrix: None
Processing Host: CANPMSV21

				AMOUNTS CAL-AMT (ng)	AMOUNTS ON-COL (ng)		
RT	EXP RT	DLT RT	RESPONSE			TARGET RANGE	RATIO
9 AROCLOR-1262					CAS #: 37324-23-5		
4.055	4.055	0.000	1725112	1.00000	0.8798	75.00- 125.00	100.00
4.351	4.352	-0.001	2288706	1.00000	0.8788	99.66- 166.09	132.67
4.760	4.759	0.001	2724553	1.00000	0.8847	117.71- 196.18	157.93
5.007	5.008	-0.001	2750283	1.00000	0.8968	118.77- 197.96	159.43
5.339	5.339	0.000	5180717	1.00000	0.9086	225.39- 375.66	300.31
		Average of Peak Amounts =			0.88974		

Data File: \\CANSVR11\DD\chem\GCS\a2hp10.i\903101C-1.b\036F3601.D
Date : 10-MAR-2009 17:28
Client ID:
Sample Info: 1262,,1,5

Instrument: a2hp10.i
Operator:
Column diameter: 0.53

Column phase: restek pest clpI

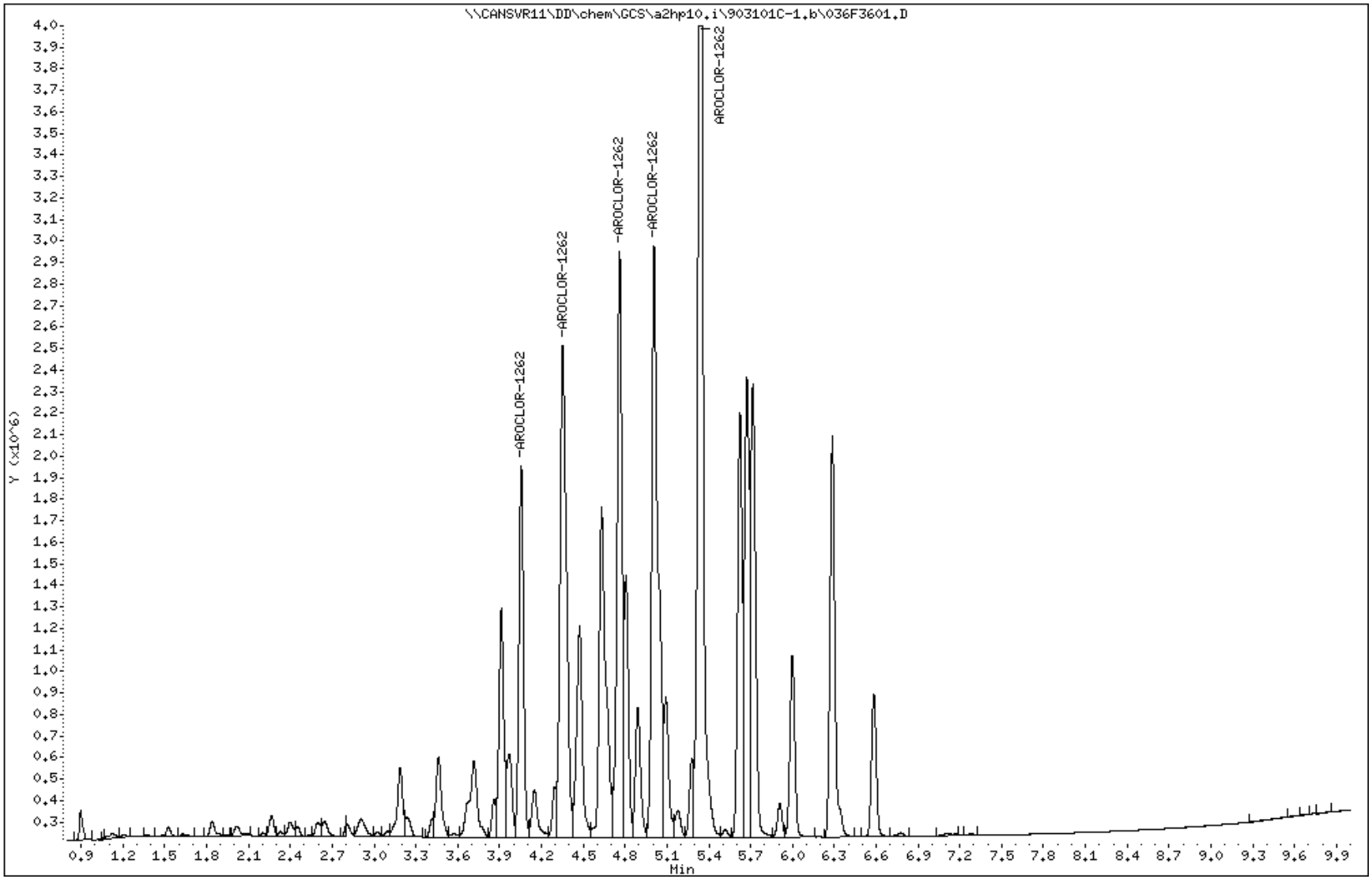

TestAmerica North Canton

PCB 8082/608

Data file : \\CANSVR11\DD\chem\GCS\a2hp10.i\903101C-1.b\037F3701.D
Lab Smp Id: 1262
Inj Date : 10-MAR-2009 17:43
Operator : Inst ID: a2hp10.i
Smp Info : 1262,,1,6
Misc Info : 13-AR1262.SUB
Comment :
Method : \\CANSVR11\DD\chem\GCS\a2hp10.i\903101C-1.b\PCB10.m
Meth Date : 11-Mar-2009 07:34 hassl Quant Type: ESTD
Cal Date : 10-MAR-2009 17:43 Cal File: 037F3701.D
Als bottle: 37 Calibration Sample, Level: 6
Dil Factor: 1.00000
Integrator: Falcon Compound Sublist: 13-AR1262.SUB
Target Version: 4.14 Sample Matrix: None
Processing Host: CANPMSV21

				AMOUNTS CAL-AMT (ng)	AMOUNTS ON-COL (ng)	TARGET RANGE	RATIO
RT	EXP RT	DLT RT	RESPONSE				
9 AROCLOR-1262					CAS #: 37324-23-5		
4.055	4.055	0.000	3400893	2.00000	1.774	75.00- 125.00	100.00
4.352	4.352	0.000	4600091	2.00000	1.801	99.66- 166.09	135.26
4.759	4.759	0.000	5518897	2.00000	1.824	117.71- 196.18	162.28
5.008	5.008	0.000	5574904	2.00000	1.846	118.77- 197.96	163.92
5.339	5.339	0.000	10687091	2.00000	1.894	225.39- 375.66	314.24
		Average of Peak Amounts =			1.82780		

Data File: \\CANSVR11\DD\chem\GCS\a2hp10.i\903101C-1.b\037F3701.D
Date : 10-MAR-2009 17:43
Client ID:
Sample Info: 1262,,1,6

Instrument: a2hp10.i
Operator:
Column phase: restek pest clpI
Column diameter: 0.53

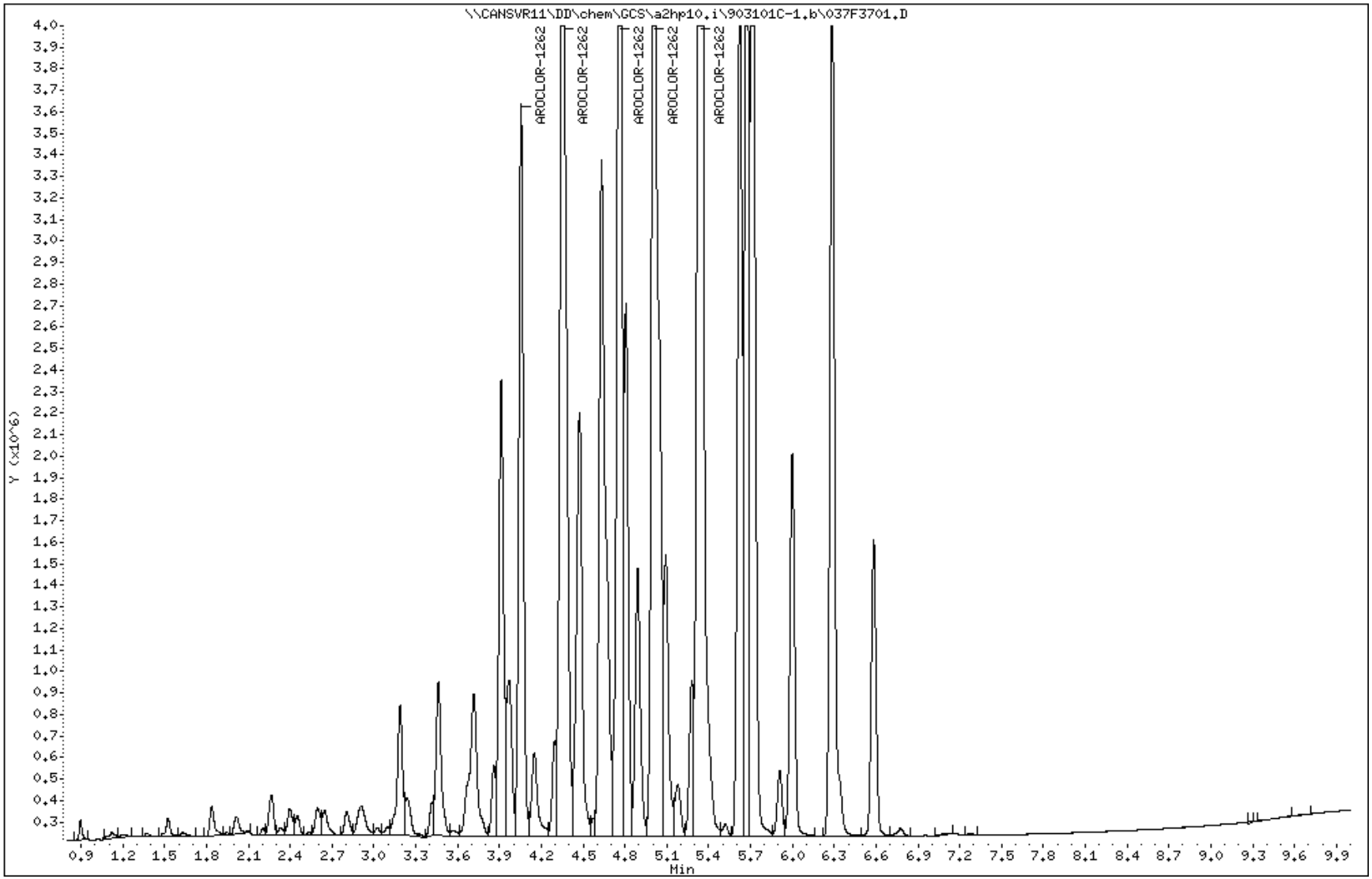

TestAmerica North Canton

PCB 8082/608

Data file : \\CANSVR11\DD\chem\GCS\a2hp10.i\903101C-1.b\038F3801.D
Lab Smp Id: 1268
Inj Date : 10-MAR-2009 17:59
Operator : Inst ID: a2hp10.i
Smp Info : 1268,,1,1
Misc Info : 14-AR1268.SUB
Comment :
Method : \\CANSVR11\DD\chem\GCS\a2hp10.i\903101C-1.b\PCB10.m
Meth Date : 11-Mar-2009 07:34 hassl Quant Type: ESTD
Cal Date : 10-MAR-2009 17:59 Cal File: 038F3801.D
Als bottle: 38 Calibration Sample, Level: 1
Dil Factor: 1.00000
Integrator: Falcon Compound Sublist: 14-AR1268.SUB
Target Version: 4.14 Sample Matrix: None
Processing Host: CANPMSV21

				AMOUNTS			
				CAL-AMT	ON-COL		
RT	EXP RT	DLT RT	RESPONSE	(ng)	(ng)	TARGET RANGE	RATIO
10 AROCLOR-1268					CAS #: 11100-14-4		
5.006	5.004	0.002	102339	0.05000	0.05000	75.00- 125.00	100.00
5.674	5.674	0.000	373500	0.05000	0.05000	304.14- 506.91	364.96
5.711	5.709	0.002	341551	0.05000	0.05000	282.95- 471.58	333.74
5.909	5.909	0.000	289957	0.05000	0.05000	236.31- 393.85	283.33
6.582	6.583	-0.001	836638	0.05000	0.05000	713.15-1188.59	817.52
		Average of Peak Amounts =			0.05000		

Data File: \\CANSVR11\DD\chem\GCS\a2hp10.i\903101C-1.b\038F3801.D
Date : 10-MAR-2009 17:59
Client ID:
Instrument: a2hp10.i
Sample Info: 1268,,1,1
Operator:
Column phase: restek pest clpI
Column diameter: 0.53

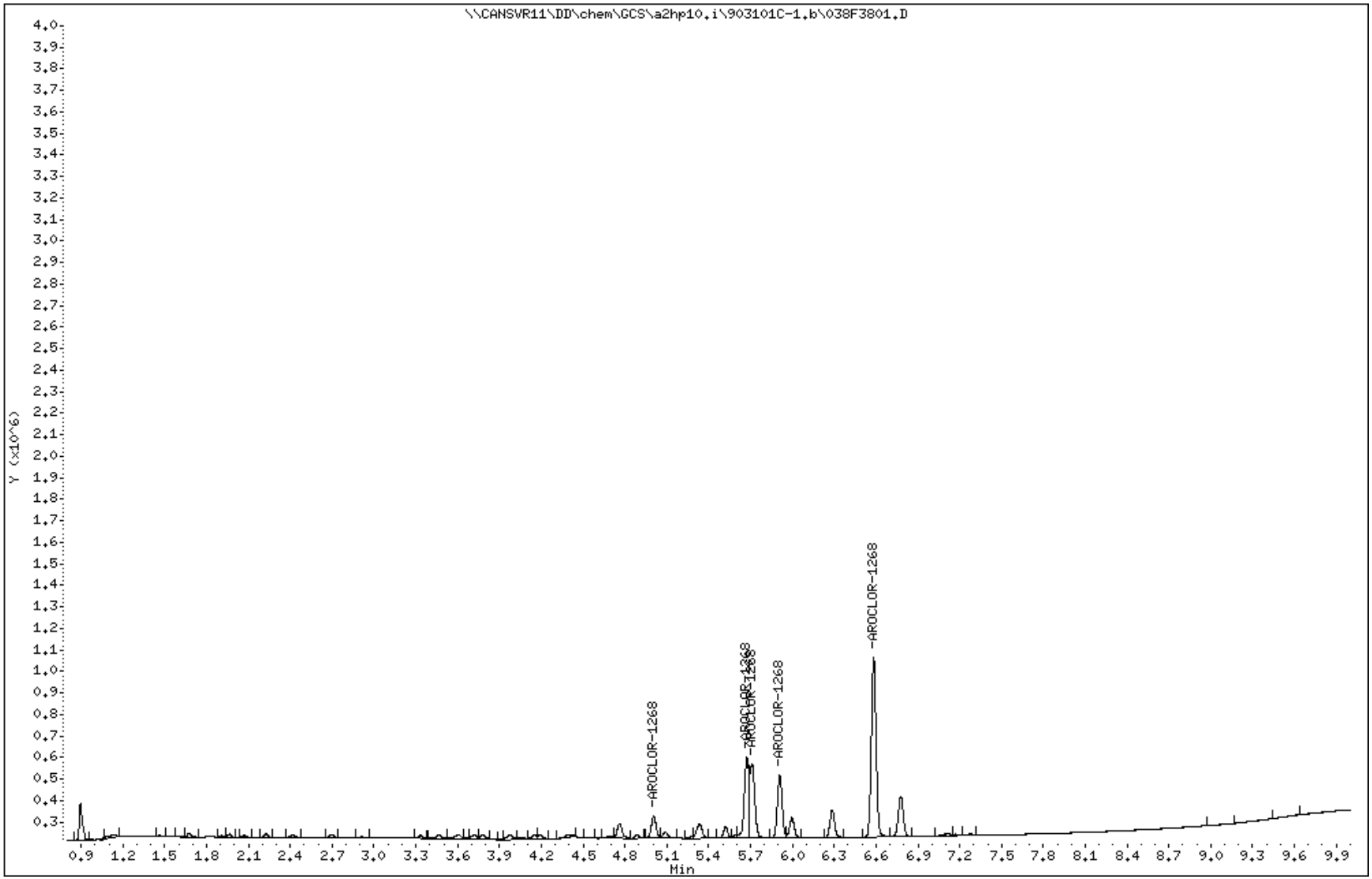

TestAmerica North Canton

PCB 8082/608

Data file : \\CANSVR11\DD\chem\GCS\a2hp10.i\903101C-1.b\039F3901.D
Lab Smp Id: 1268
Inj Date : 10-MAR-2009 18:14
Operator : Inst ID: a2hp10.i
Smp Info : 1268,,1,2
Misc Info : 14-AR1268.SUB
Comment :
Method : \\CANSVR11\DD\chem\GCS\a2hp10.i\903101C-1.b\PCB10.m
Meth Date : 11-Mar-2009 07:34 hassl Quant Type: ESTD
Cal Date : 10-MAR-2009 18:14 Cal File: 039F3901.D
Als bottle: 39 Calibration Sample, Level: 2
Dil Factor: 1.00000
Integrator: Falcon Compound Sublist: 14-AR1268.SUB
Target Version: 4.14 Sample Matrix: None
Processing Host: CANPMSV21

				AMOUNTS			
				CAL-AMT	ON-COL		
RT	EXP RT	DLT RT	RESPONSE	(ng)	(ng)	TARGET RANGE	RATIO
10 AROCLOR-1268					CAS #: 11100-14-4		
5.005	5.004	0.001	192472	0.10000	0.09693	75.00- 125.00	100.00
5.673	5.674	-0.001	724140	0.10000	0.09845	304.14- 506.91	376.23
5.709	5.709	0.000	666518	0.10000	0.09877	282.95- 471.58	346.29
5.909	5.909	0.000	557796	0.10000	0.09806	236.31- 393.85	289.81
6.582	6.583	-0.001	1662335	0.10000	0.09967	713.15-1188.59	863.68
		Average of Peak Amounts =			0.09838		

Data File: \\CANSVR11\DD\chem\GCS\a2hp10.i\903101C-1.b\039F3901.D
Date : 10-MAR-2009 18:14
Client ID:
Sample Info: 1268,,1,2
Column phase: restek pest clpI

Instrument: a2hp10.i
Operator:
Column diameter: 0.53

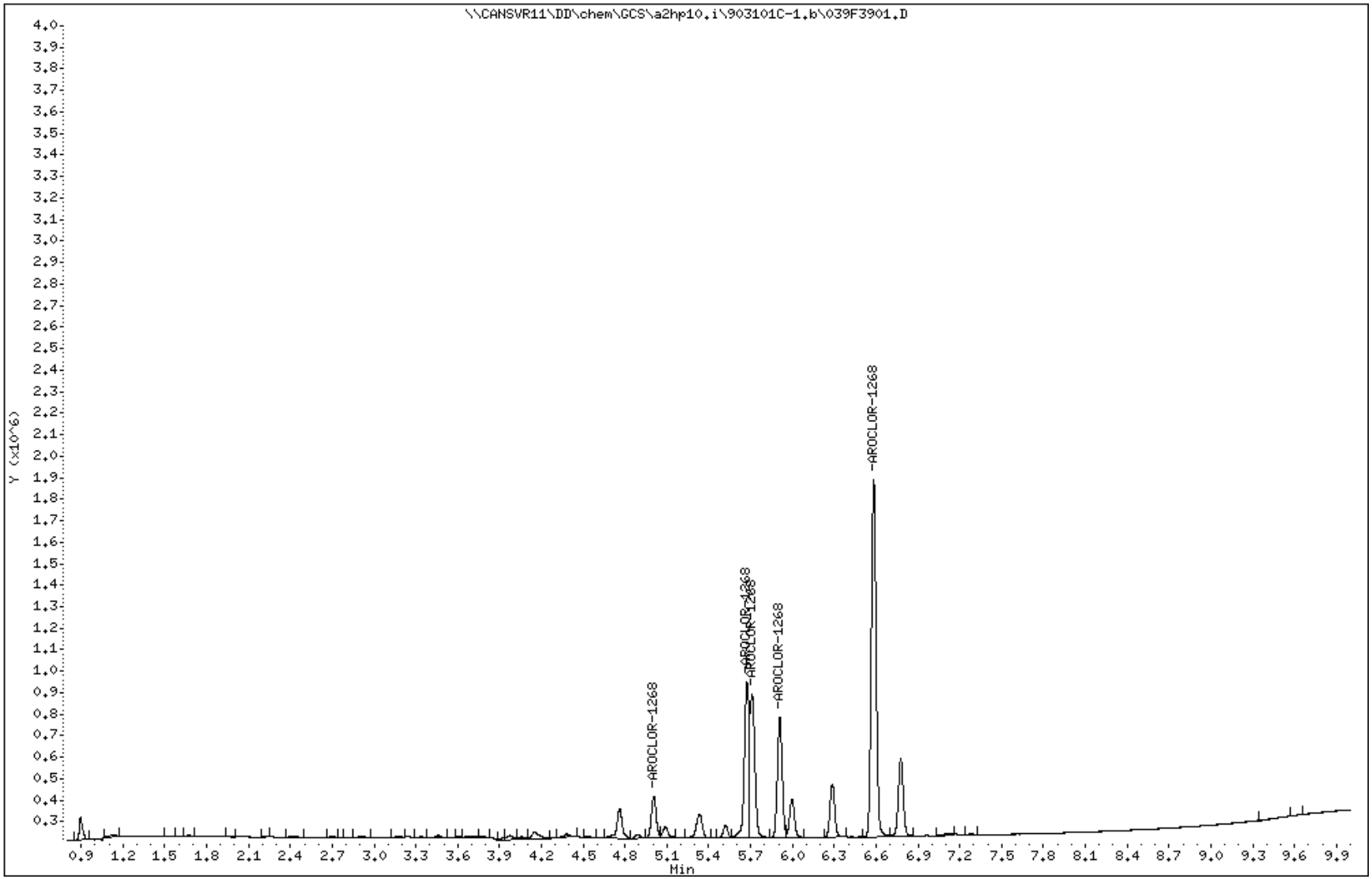

TestAmerica North Canton

PCB 8082/608

Data file : \\CANSVR11\DD\chem\GCS\a2hp10.i\903101C-1.b\040F4001.D
Lab Smp Id: 1268
Inj Date : 10-MAR-2009 18:29
Operator : Inst ID: a2hp10.i
Smp Info : 1268,,1,3
Misc Info : 14-AR1268.SUB
Comment :
Method : \\CANSVR11\DD\chem\GCS\a2hp10.i\903101C-1.b\PCB10.m
Meth Date : 11-Mar-2009 07:34 hassl Quant Type: ESTD
Cal Date : 10-MAR-2009 19:15 Cal File: 043F4301.D
Als bottle: 40 Calibration Sample, Level: 3
Dil Factor: 1.00000
Integrator: Falcon Compound Sublist: 14-AR1268.SUB
Target Version: 4.14 Sample Matrix: None
Processing Host: CANPMSV21

				AMOUNTS			
				CAL-AMT	ON-COL		
RT	EXP RT	DLT RT	RESPONSE	(ng)	(ng)	TARGET RANGE	RATIO
10 AROCLOR-1268					CAS #: 11100-14-4		
5.004	5.004	0.000	377774	0.20000	0.2119	75.00- 125.00	100.00
5.674	5.674	0.000	1376708	0.20000	0.2010	304.14- 506.91	364.43
5.709	5.709	0.000	1287518	0.20000	0.2017	282.95- 471.58	340.82
5.909	5.909	0.000	1078881	0.20000	0.2019	236.31- 393.85	285.59
6.583	6.583	0.000	3180937	0.20000	0.2007	713.15-1188.59	842.02
		Average of Peak Amounts =			0.20344		

Data File: \\CANSVR11\DD\chem\GCS\a2hp10.i\903101C-1.b\040F4001.D
Date : 10-MAR-2009 18:29
Client ID:
Sample Info: 1268,,1,3
Column phase: restek pest clpI

Instrument: a2hp10.i
Operator:
Column diameter: 0.53

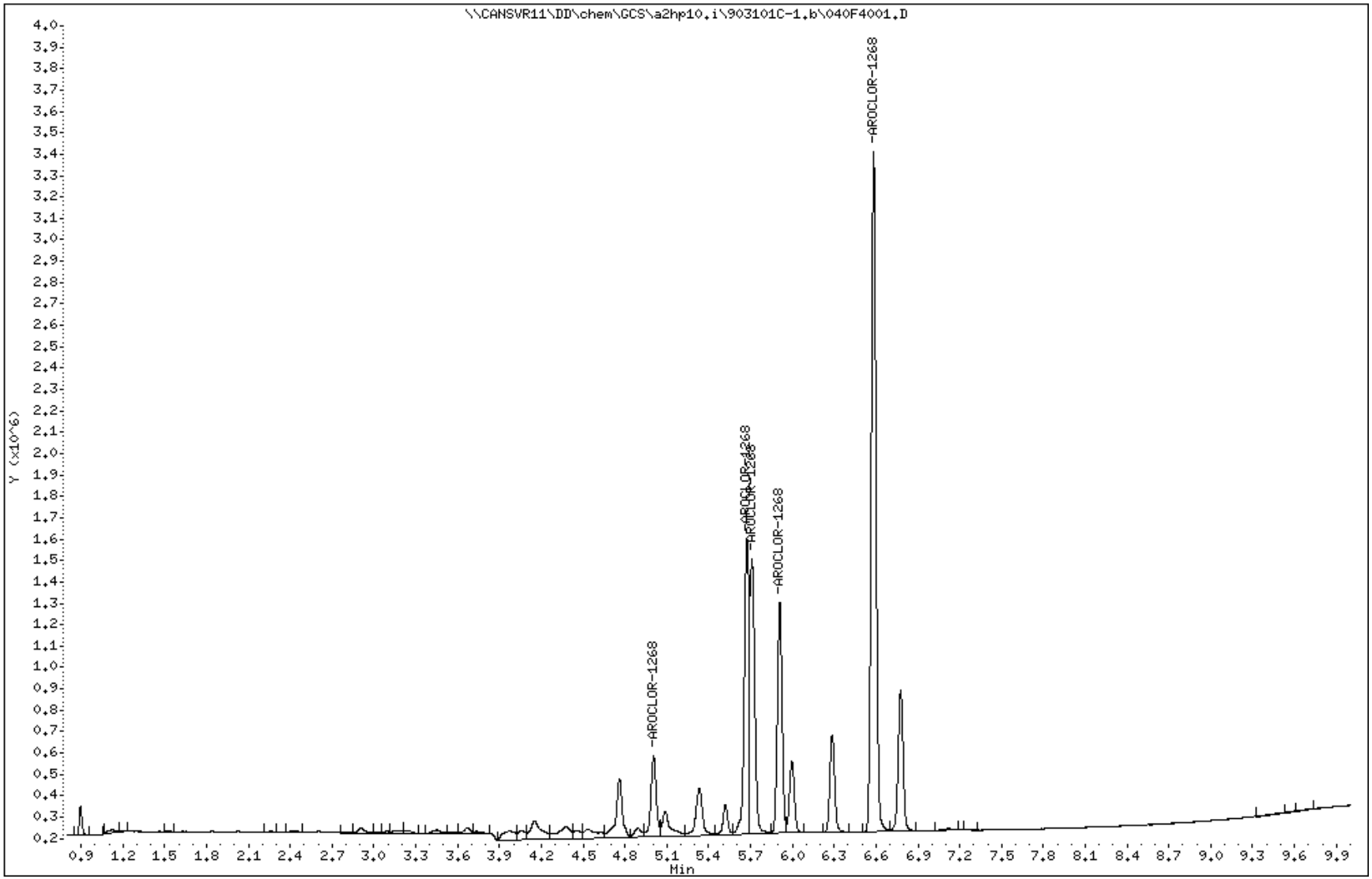

TestAmerica North Canton

PCB 8082/608

Data file : \\CANSVR11\DD\chem\GCS\a2hp10.i\903101C-1.b\041F4101.D
Lab Smp Id: 1268
Inj Date : 10-MAR-2009 18:45
Operator : Inst ID: a2hp10.i
Smp Info : 1268,,1,4
Misc Info : 14-AR1268.SUB
Comment :
Method : \\CANSVR11\DD\chem\GCS\a2hp10.i\903101C-1.b\PCB10.m
Meth Date : 11-Mar-2009 07:34 hassl Quant Type: ESTD
Cal Date : 10-MAR-2009 18:45 Cal File: 041F4101.D
Als bottle: 41 Calibration Sample, Level: 4
Dil Factor: 1.00000
Integrator: Falcon Compound Sublist: 14-AR1268.SUB
Target Version: 4.14 Sample Matrix: None
Processing Host: CANPMSV21

				AMOUNTS			
				CAL-AMT	ON-COL		
RT	EXP RT	DLT RT	RESPONSE	(ng)	(ng)	TARGET RANGE	RATIO
10 AROCLOR-1268					CAS #: 11100-14-4		
5.004	5.004	0.000	839791	0.50000	0.4455	75.00- 125.00	100.00
5.674	5.674	0.000	3405559	0.50000	0.4796	304.14- 506.91	405.52
5.710	5.709	0.001	3168249	0.50000	0.4824	282.95- 471.58	377.27
5.909	5.909	0.000	2646040	0.50000	0.4797	236.31- 393.85	315.08
6.582	6.583	-0.001	7985346	0.50000	0.4897	713.15-1188.59	950.87
		Average of Peak Amounts =			0.47538		

Data File: \\CANSVR11\DD\chem\GCS\a2hp10.i\903101C-1.b\041F4101.D
Date : 10-MAR-2009 18:45
Client ID:
Sample Info: 1268,,1,4

Instrument: a2hp10.i
Operator:
Column phase: restek pest clpI
Column diameter: 0.53

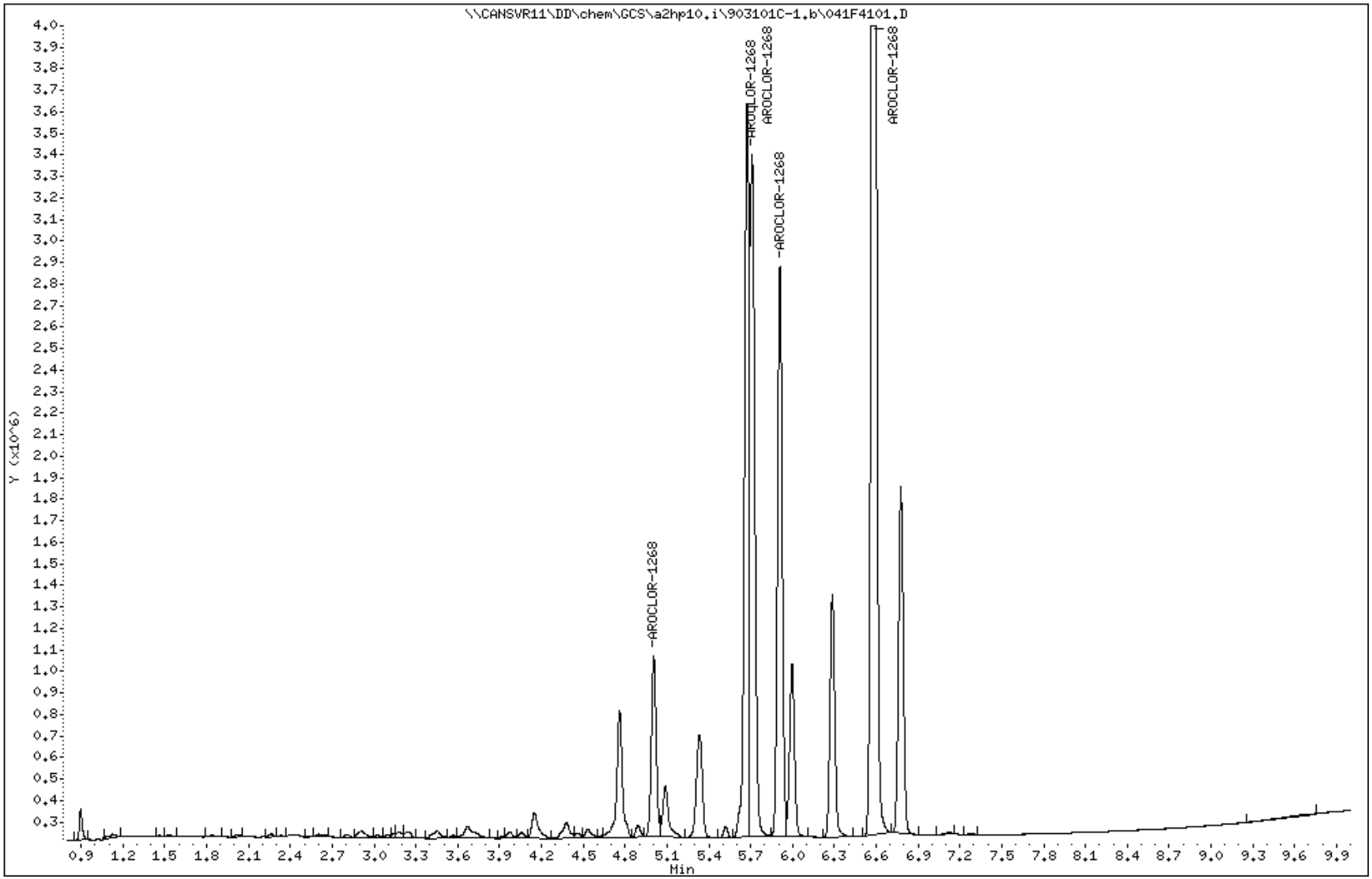

TestAmerica North Canton

PCB 8082/608

Data file : \\CANSVR11\DD\chem\GCS\a2hp10.i\903101C-1.b\042F4201.D
Lab Smp Id: 1268
Inj Date : 10-MAR-2009 19:00
Operator : Inst ID: a2hp10.i
Smp Info : 1268,,1,5
Misc Info : 14-AR1268.SUB
Comment :
Method : \\CANSVR11\DD\chem\GCS\a2hp10.i\903101C-1.b\PCB10.m
Meth Date : 11-Mar-2009 07:34 hassl Quant Type: ESTD
Cal Date : 10-MAR-2009 19:00 Cal File: 042F4201.D
Als bottle: 42 Calibration Sample, Level: 5
Dil Factor: 1.00000
Integrator: Falcon Compound Sublist: 14-AR1268.SUB
Target Version: 4.14 Sample Matrix: None
Processing Host: CANPMSV21

				AMOUNTS			
				CAL-AMT	ON-COL		
RT	EXP RT	DLT RT	RESPONSE	(ng)	(ng)	TARGET RANGE	RATIO
10 AROCLOR-1268					CAS #: 11100-14-4		
5.004	5.004	0.000	1565980	1.00000	0.8599	75.00- 125.00	100.00
5.673	5.674	-0.001	6262994	1.00000	0.9032	304.14- 506.91	399.94
5.710	5.709	0.001	5877618	1.00000	0.9142	282.95- 471.58	375.33
5.909	5.909	0.000	4886141	1.00000	0.9065	236.31- 393.85	312.02
6.582	6.583	-0.001	14594949	1.00000	0.9142	713.15-1188.59	932.00
		Average of Peak Amounts =			0.89960		

Data File: \\CANSVR11\DD\chem\GCS\a2hp10.i\903101C-1.b\042F4201.D
Date : 10-MAR-2009 19:00
Client ID:
Sample Info: 1268,,1,5
Column phase: restek pest clpI

Instrument: a2hp10.i
Operator:
Column diameter: 0.53

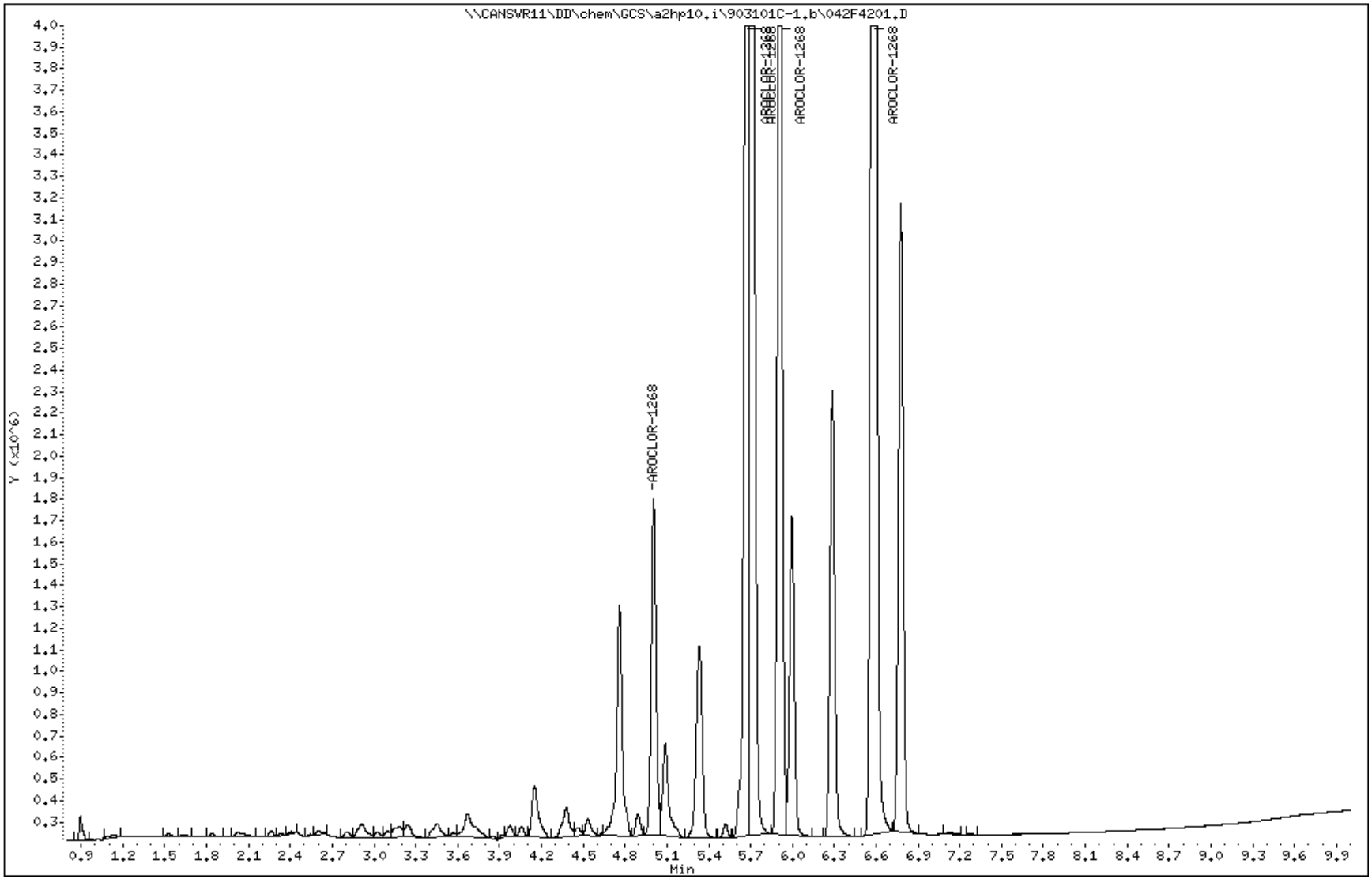

TestAmerica North Canton

PCB 8082/608

Data file : \\CANSVR11\DD\chem\GCS\a2hp10.i\903101C-1.b\043F4301.D
Lab Smp Id: 1268
Inj Date : 10-MAR-2009 19:15
Operator : Inst ID: a2hp10.i
Smp Info : 1268,,1,6
Misc Info : 14-AR1268.SUB
Comment :
Method : \\CANSVR11\DD\chem\GCS\a2hp10.i\903101C-1.b\PCB10.m
Meth Date : 11-Mar-2009 07:34 hassl Quant Type: ESTD
Cal Date : 10-MAR-2009 19:15 Cal File: 043F4301.D
Als bottle: 43 Calibration Sample, Level: 6
Dil Factor: 1.00000
Integrator: Falcon Compound Sublist: 14-AR1268.SUB
Target Version: 4.14 Sample Matrix: None
Processing Host: CANPMSV21

				AMOUNTS CAL-AMT (ng)	AMOUNTS ON-COL (ng)	TARGET RANGE	RATIO
10 AROCLOR-1268					CAS #: 11100-14-4		
5.004	5.004	0.000	3181230	2.00000	1.784	75.00- 125.00	100.00
5.674	5.674	0.000	12854486	2.00000	1.877	304.14- 506.91	404.07
5.709	5.709	0.000	12299405	2.00000	1.927	282.95- 471.58	386.62
5.909	5.909	0.000	10229131	2.00000	1.914	236.31- 393.85	321.55
6.583	6.583	0.000	30516335	2.00000	1.926	713.15-1188.59	959.26
		Average of Peak Amounts =			1.88560		

Data File: \\CANSVR11\DD\chem\GCS\a2hp10.i\903101C-1.b\043F4301.D
Date : 10-MAR-2009 19:15
Client ID:
Sample Info: 1268,,1,6

Instrument: a2hp10.i
Operator:
Column phase: restek pest clpI
Column diameter: 0.53

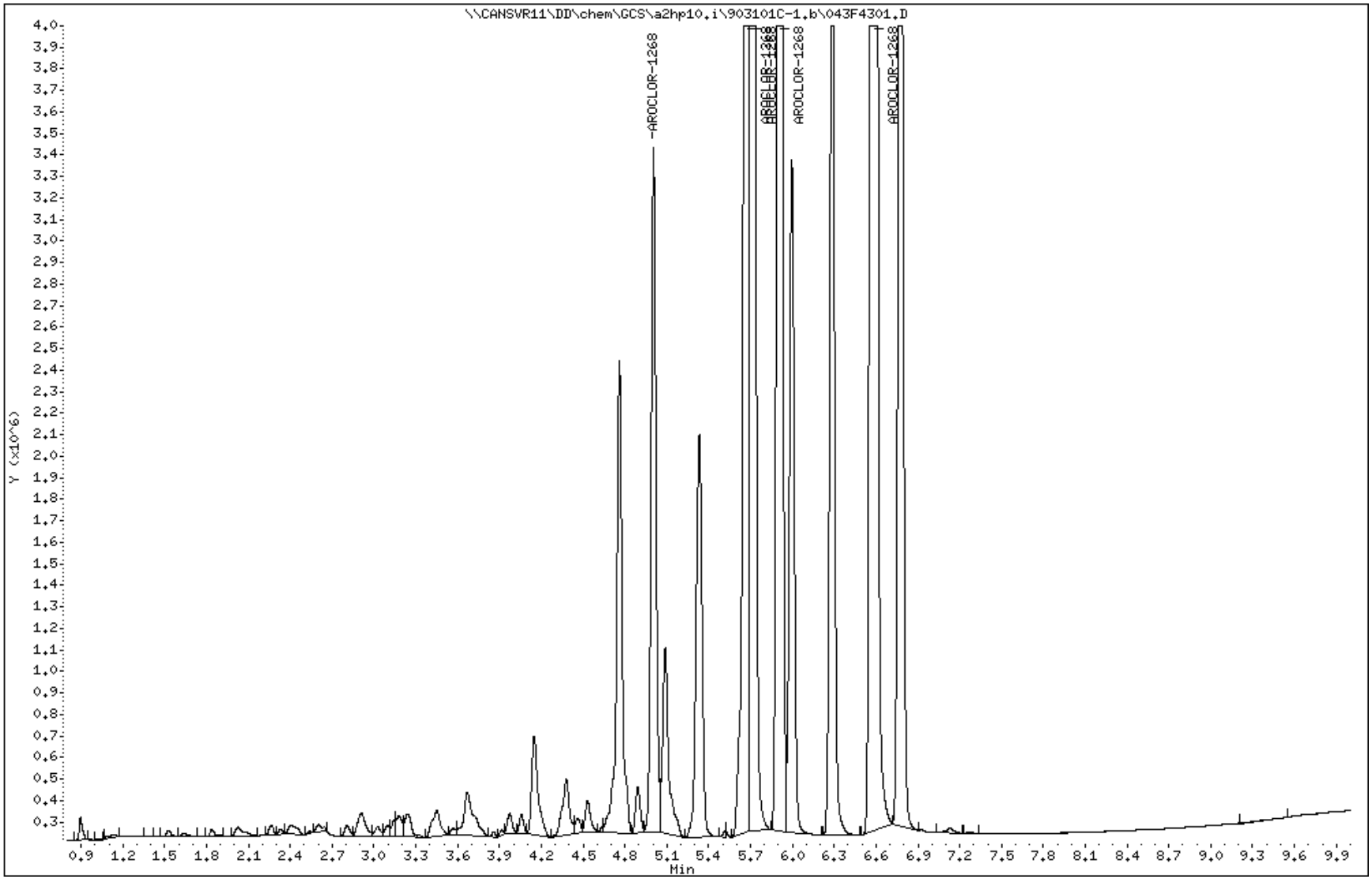

Data File: \\CANSVR11\DD\chem\GCS\a2hp10.i\903101C-1.b\044F4401.D
Report Date: 11-Mar-2009 07:31

TestAmerica North Canton

CONTINUING CALIBRATION COMPOUNDS

Instrument ID: a2hp10.i Injection Date: 10-MAR-2009 19:31
Lab File ID: 044F4401.D Init. Cal. Date(s): 10-MAR-2009 10-MAR-2009
Analysis Type: Init. Cal. Times: 08:46 19:15
Lab Sample ID: ICV Quant Type: ESTD
Method: \\CANSVR11\DD\chem\GCS\a2hp10.i\903101C-1.b\PCB10.m

COMPOUND	RRF / AMOUNT	RF1	MIN RRF	%D / %DRIFT	MAX %D / %DRIFT	CURVE TYPE
3 AROCLOR-1016(1)	1327950	1274614	0.010	4.01643	15.00000	Averaged
(2)	2029181	1935553	0.010	4.61405	15.00000	Averaged
(3)	3432122	3378726	0.010	1.55577	15.00000	Averaged
(4)	1713359	1626865	0.010	5.04822	15.00000	Averaged
(5)	1441106	1372388	0.010	4.76840	15.00000	Averaged
8 AROCLOR-1260(1)	5179546	4806896	0.010	7.19464	15.00000	Averaged
(2)	9347870	8669842	0.010	7.25329	15.00000	Averaged
(3)	8770253	8117403	0.010	7.44392	15.00000	Averaged
(4)	12049042	11701229	0.010	2.88664	15.00000	Averaged
(5)	5922779	5770920	0.010	2.56398	15.00000	Averaged

TestAmerica North Canton

PCB 8082/608

Data file : \\CANSVR11\DD\chem\GCS\a2hp10.i\903101C-1.b\044F4401.D
Lab Smp Id: ICV
Inj Date : 10-MAR-2009 19:31
Operator : Inst ID: a2hp10.i
Smp Info : ICV,,2
Misc Info :
Comment :
Method : \\CANSVR11\DD\chem\GCS\a2hp10.i\903101C-1.b\PCB10.m
Meth Date : 11-Mar-2009 07:34 hassl Quant Type: ESTD
Cal Date : 10-MAR-2009 19:15 Cal File: 043F4301.D
Als bottle: 44 Continuing Calibration Sample
Dil Factor: 1.00000
Integrator: Falcon Compound Sublist: 6-AR1660.sub
Target Version: 4.14 Sample Matrix: None
Processing Host: CANPMSV21

				AMOUNTS				
				CAL-AMT	ON-COL			
RT	EXP RT	DLT RT	RESPONSE	(ng)	(ng)	TARGET RANGE		RATIO
3 AROCLOR-1016					CAS #: 12674-11-2			
1.521	1.521	0.000	1274614	0.50000	0.9598	80.00- 120.00		100.00
1.833	1.833	0.000	1935553	0.50000	0.9538	113.89- 189.82		151.85
2.263	2.263	0.000	3378726	0.50000	0.9844	198.81- 331.35		265.08
2.393	2.393	0.000	1626865	0.50000	0.9495	95.73- 159.54		127.64
2.801	2.801	0.000	1372388	0.50000	0.9523	80.75- 134.59		107.67
Average of Peak Amounts =					0.95996			
8 AROCLOR-1260					CAS #: 11096-82-5			
4.054	4.054	0.000	4806896	0.50000	0.9280	80.00- 120.00		100.00
4.348	4.348	0.000	8669842	0.50000	0.9275	135.27- 225.45		180.36
4.631	4.631	0.000	8117403	0.50000	0.9256	126.65- 211.09		168.87
5.338	5.338	0.000	11701229	0.50000	0.9711	182.57- 304.28		243.43
5.622	5.622	0.000	5770920	0.50000	0.9744	90.04- 150.07		120.06
Average of Peak Amounts =					0.94532			

Data File: \\CANSVR11\DD\chem\GCS\a2hp10.i\903101C-1.b\044F4401.D
Date : 10-MAR-2009 19:31
Client ID:
Sample Info: ICV,,2

Instrument: a2hp10.i
Operator:
Column phase: restek pest clpI
Column diameter: 0.53

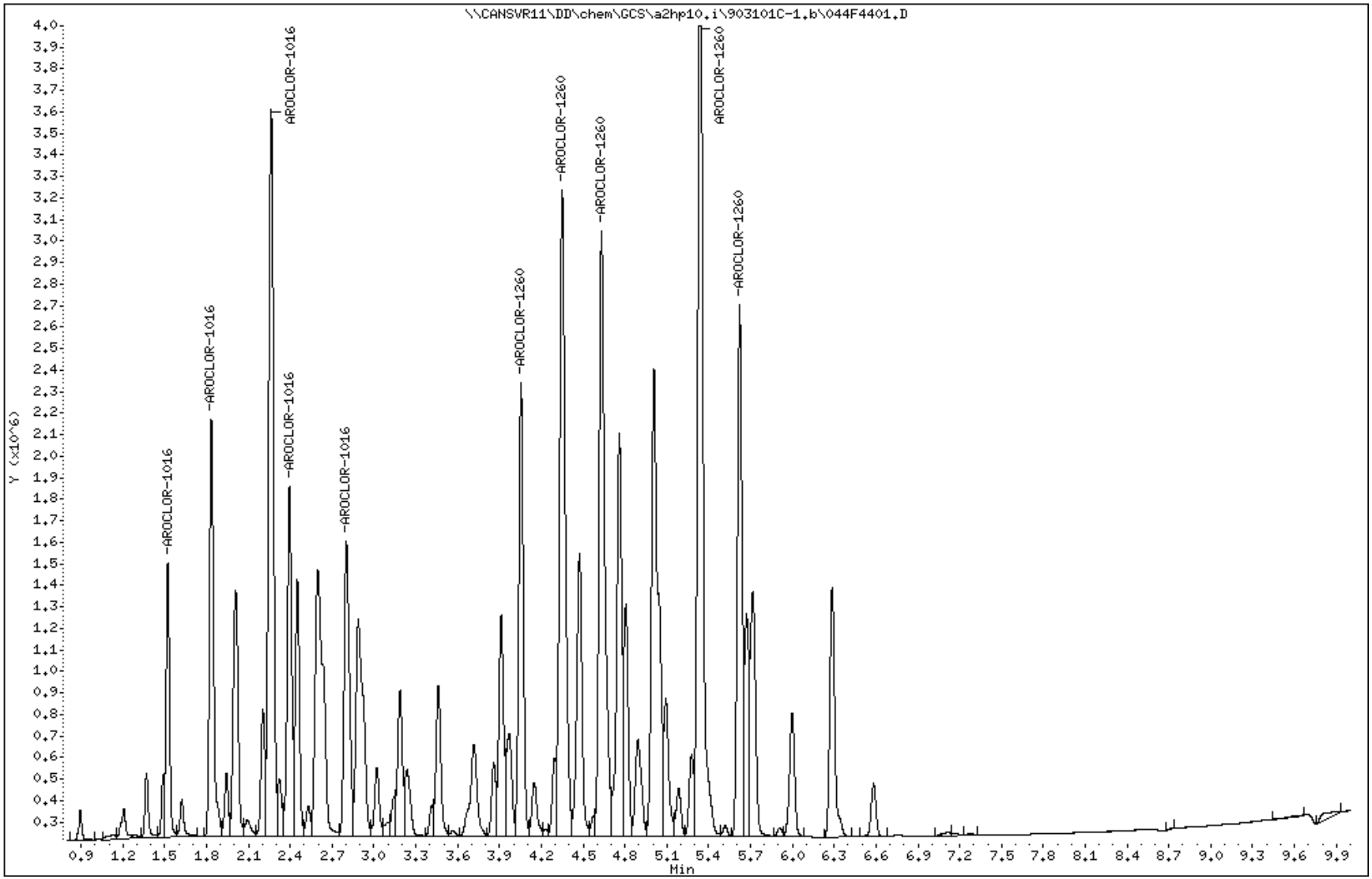

FORM 8
SEMIVOLATILE ANALYTICAL SEQUENCE

Lab Name: NORTH CANTON Contract:

Lab Code: TALCAN Case No.: SAS No.: SDG No.: A9C310174

GC Column: RESTEK PEST CLPI ID: 0.53 (mm) Init. Calib. Date(s): 03/10/09 03/10/09

Instrument ID: A2HP10

THE ANALYTICAL SEQUENCE OF PERFORMANCE EVALUATION MIXTURES, BLANKS, SAMPLES, AND STANDARDS IS GIVEN BELOW:

MEAN SURROGATE RT FROM INITIAL CALIBRATION
S1 : 1.22 S2 : 6.79

	CLIENT SAMPLE NO.	LAB SAMPLE ID	DATE ANALYZED	TIME ANALYZED	S1 RT #	S2 RT #
01		1660	04/06/09	0708	1.22	6.78
02		MRL	04/06/09	0724		
03	SCFMW-001-00	K9C7R1AF	04/06/09	0917	1.22	6.79
04	SCFMW-001-00	K9C7R1EF	04/06/09	0933	1.22	6.79
05	SCFMW-001-00	K9C7R1EG	04/06/09	0948	1.22	6.79
06	SCFMW-002-00	K9C7W1AR	04/06/09	1004	1.22	6.79
07	K9F42BLK	K9F421AA	04/06/09	1019	1.22	6.79
08	SCFMW-003-00	K9C711AR	04/06/09	1050	1.22	6.79
09	SCFMW-004-00	K9C721AR	04/06/09	1105	1.22	6.79
10	SCFMW-004-00	K9C731A4	04/06/09	1120	1.22	6.79
11	SCFMW-005-00	K9C761A4	04/06/09	1136	1.22	6.79
12	SCFMW-006-00	K9C771A4	04/06/09	1151	1.22	6.79
13	K9F42CHK	K9F421AC	04/06/09	1206	1.22	6.79
14		G022	04/06/09	1222	1.22	6.79
15		MRL	04/06/09	1237		
16						
17						
18						
19						
20						
21						
22						
23						
24						
25						
26						
27						
28						
29						
30						
31						
32						

QC LIMITS
S1 = TCMX (+/- 0.10 MINUTES)
S2 = DCB (+/- 0.10 MINUTES)

Column used to flag retention time values with an asterisk.
* Values outside of QC limits.

Report Date: 07-Apr-2009 09:47

Calibration History

Method : \\cansvr11\dd\chem\GCS\a2hp10.i\90406-1.b\PCB10.m
Start Cal Date: 10-MAR-2009 08:46
End Cal Date : 10-MAR-2009 19:15
Last Cal Level: 6
Last Cal Type : Continuing Calibration

Initial Calibration

Injection Date	Sublist	Calibration File
Cal Level: 1 , Cal Amount: 0.05000		
10-MAR-2009 17:59	14-AR1268	\\CANSVR11\DD\chem\GCS\a2hp10.i\903101C-1.b\038F3801.D
10-MAR-2009 16:26	13-AR1262	\\CANSVR11\DD\chem\GCS\a2hp10.i\903101C-1.b\032F3201.D
10-MAR-2009 14:54	12-AR1660TD	\\CANSVR11\DD\chem\GCS\a2hp10.i\903101C-1.b\026F2601.D
10-MAR-2009 13:22	9-AR2154	\\CANSVR11\DD\chem\GCS\a2hp10.i\903101C-1.b\020F2001.D
10-MAR-2009 11:50	3-AR1248	\\CANSVR11\DD\chem\GCS\a2hp10.i\903101C-1.b\014F1401.D
10-MAR-2009 10:18	2-AR1242	\\CANSVR11\DD\chem\GCS\a2hp10.i\903101C-1.b\008F0801.D
10-MAR-2009 08:46	1-AR1232	\\CANSVR11\DD\chem\GCS\a2hp10.i\903101C-1.b\002F0201.D
Cal Level: 2 , Cal Amount: 0.10000		
10-MAR-2009 18:14	14-AR1268	\\CANSVR11\DD\chem\GCS\a2hp10.i\903101C-1.b\039F3901.D
10-MAR-2009 16:42	13-AR1262	\\CANSVR11\DD\chem\GCS\a2hp10.i\903101C-1.b\033F3301.D
10-MAR-2009 15:09	12-AR1660TD	\\CANSVR11\DD\chem\GCS\a2hp10.i\903101C-1.b\027F2701.D
10-MAR-2009 13:38	9-AR2154	\\CANSVR11\DD\chem\GCS\a2hp10.i\903101C-1.b\021F2101.D
10-MAR-2009 12:06	3-AR1248	\\CANSVR11\DD\chem\GCS\a2hp10.i\903101C-1.b\015F1501.D
10-MAR-2009 10:33	2-AR1242	\\CANSVR11\DD\chem\GCS\a2hp10.i\903101C-1.b\009F0901.D
10-MAR-2009 09:01	1-AR1232	\\CANSVR11\DD\chem\GCS\a2hp10.i\903101C-1.b\003F0301.D
Cal Level: 3 , Cal Amount: 0.20000		
10-MAR-2009 18:29	14-AR1268	\\CANSVR11\DD\chem\GCS\a2hp10.i\903101C-1.b\040F4001.D
10-MAR-2009 16:57	13-AR1262	\\CANSVR11\DD\chem\GCS\a2hp10.i\903101C-1.b\034F3401.D
10-MAR-2009 15:25	12-AR1660TD	\\CANSVR11\DD\chem\GCS\a2hp10.i\903101C-1.b\028F2801.D
10-MAR-2009 13:53	9-AR2154	\\CANSVR11\DD\chem\GCS\a2hp10.i\903101C-1.b\022F2201.D
10-MAR-2009 12:21	3-AR1248	\\CANSVR11\DD\chem\GCS\a2hp10.i\903101C-1.b\016F1601.D

10-MAR-2009 10:49	2-AR1242	\\CANSVR11\DD\chem\GCS\a2hp10.i\903101C-1.b\010F1001.D
10-MAR-2009 09:17	1-AR1232	\\CANSVR11\DD\chem\GCS\a2hp10.i\903101C-1.b\004F0401.D

Cal Level: 4 , Cal Amount: 0.50000		
10-MAR-2009 18:45	14-AR1268	\\CANSVR11\DD\chem\GCS\a2hp10.i\903101C-1.b\041F4101.D
10-MAR-2009 17:12	13-AR1262	\\CANSVR11\DD\chem\GCS\a2hp10.i\903101C-1.b\035F3501.D
10-MAR-2009 15:40	12-AR1660TD	\\CANSVR11\DD\chem\GCS\a2hp10.i\903101C-1.b\029F2901.D
10-MAR-2009 14:08	9-AR2154	\\CANSVR11\DD\chem\GCS\a2hp10.i\903101C-1.b\023F2301.D
10-MAR-2009 12:36	3-AR1248	\\CANSVR11\DD\chem\GCS\a2hp10.i\903101C-1.b\017F1701.D
10-MAR-2009 11:04	2-AR1242	\\CANSVR11\DD\chem\GCS\a2hp10.i\903101C-1.b\011F1101.D
10-MAR-2009 09:32	1-AR1232	\\CANSVR11\DD\chem\GCS\a2hp10.i\903101C-1.b\005F0501.D

Cal Level: 5 , Cal Amount: 1.00000		
10-MAR-2009 19:00	14-AR1268	\\CANSVR11\DD\chem\GCS\a2hp10.i\903101C-1.b\042F4201.D
10-MAR-2009 17:28	13-AR1262	\\CANSVR11\DD\chem\GCS\a2hp10.i\903101C-1.b\036F3601.D
10-MAR-2009 15:56	12-AR1660TD	\\CANSVR11\DD\chem\GCS\a2hp10.i\903101C-1.b\030F3001.D
10-MAR-2009 14:24	9-AR2154	\\CANSVR11\DD\chem\GCS\a2hp10.i\903101C-1.b\024F2401.D
10-MAR-2009 12:52	3-AR1248	\\CANSVR11\DD\chem\GCS\a2hp10.i\903101C-1.b\018F1801.D
10-MAR-2009 11:19	2-AR1242	\\CANSVR11\DD\chem\GCS\a2hp10.i\903101C-1.b\012F1201.D
10-MAR-2009 09:47	1-AR1232	\\CANSVR11\DD\chem\GCS\a2hp10.i\903101C-1.b\006F0601.D

Cal Level: 6 , Cal Amount: 2.00000		
10-MAR-2009 19:15	14-AR1268	\\CANSVR11\DD\chem\GCS\a2hp10.i\903101C-1.b\043F4301.D
10-MAR-2009 17:43	13-AR1262	\\CANSVR11\DD\chem\GCS\a2hp10.i\903101C-1.b\037F3701.D
10-MAR-2009 16:11	12-AR1660TD	\\CANSVR11\DD\chem\GCS\a2hp10.i\903101C-1.b\031F3101.D
10-MAR-2009 14:39	9-AR2154	\\CANSVR11\DD\chem\GCS\a2hp10.i\903101C-1.b\025F2501.D
10-MAR-2009 13:07	3-AR1248	\\CANSVR11\DD\chem\GCS\a2hp10.i\903101C-1.b\019F1901.D
10-MAR-2009 11:35	2-AR1242	\\CANSVR11\DD\chem\GCS\a2hp10.i\903101C-1.b\013F1301.D
10-MAR-2009 10:03	1-AR1232	\\CANSVR11\DD\chem\GCS\a2hp10.i\903101C-1.b\007F0701.D

Continuing Calibration
Ccal Level Mode: GLOBAL LEVEL 4

Data File: \\CANSVR11\dd\chem\GCS\a2hp10.i\90406-1.b\002F0201.D
Report Date: 06-Apr-2009 07:21

TestAmerica North Canton

CONTINUING CALIBRATION COMPOUNDS

Instrument ID: a2hp10.i Injection Date: 06-APR-2009 07:08
Lab File ID: 002F0201.D Init. Cal. Date(s): 10-MAR-2009 10-MAR-2009
Analysis Type: Init. Cal. Times: 08:46 19:15
Lab Sample ID: 1660 Quant Type: ESTD
Method: \\CANSVR11\dd\chem\GCS\a2hp10.i\90406-1.b\PCB10.m

COMPOUND	RRF / AMOUNT	RF0.500	MIN RRF	%D / %DRIFT	MAX %D / %DRIFT	CURVE TYPE
$ 1 TCMX	134212553	133083840	0.010	0.84099	15.00000	Averaged
3 AROCLOR-1016(1)	1327950	1182430	0.010	10.95826	15.00000	Averaged
(2)	2029181	1761152	0.010	13.20871	15.00000	Averaged
(3)	3432122	3112126	0.010	9.32356	15.00000	Averaged
(4)	1713359	1516454	0.010	11.49234	15.00000	Averaged
(5)	1441106	1243438	0.010	13.71639	15.00000	Averaged
8 AROCLOR-1260(1)	5179546	5046628	0.010	2.56620	15.00000	Averaged
(2)	9347870	9789322	0.010	-4.72249	15.00000	Averaged
(3)	8770253	8663898	0.010	1.21268	15.00000	Averaged
(4)	12049042	12073500	0.010	-0.20299	15.00000	Averaged
(5)	5922779	5783214	0.010	2.35641	15.00000	Averaged
$ 12 DCB	96667810	91014680	0.010	5.84800	15.00000	Averaged

TestAmerica North Canton

PCB 8082/608

Data file : \\CANSVR11\dd\chem\GCS\a2hp10.i\90406-1.b\002F0201.D
Lab Smp Id: 1660
Inj Date : 06-APR-2009 07:08
Operator : Inst ID: a2hp10.i
Smp Info : 1660,,2 G022
Misc Info : 12-AR1660TD.SUB
Comment   :
Method   : \\CANSVR11\dd\chem\GCS\a2hp10.i\90406-1.b\PCB10.m
Meth Date : 06-Apr-2009 07:21 Quant Type: ESTD
Cal Date : 10-MAR-2009 19:15 Cal File: 043F4301.D
Als bottle: 2 Continuing Calibration Sample
Dil Factor: 1.00000
Integrator: Falcon Compound Sublist: 12-AR1660TD.SUB
Target Version: 4.14 Sample Matrix: None
Processing Host: CANSVR11

				AMOUNTS			
				CAL-AMT	ON-COL		
RT	EXP RT	DLT RT	RESPONSE	(ng)	(ng)	TARGET RANGE	RATIO
$ 1 TCMX					CAS #: 877-09-8		
1.221	1.221	0.000	3327096	0.02500	0.02479		
3 AROCLOR-1016					CAS #: 12674-11-2		
1.524	1.524	0.000	591215	0.50000	0.4452	80.00- 120.00	100.00
1.837	1.837	0.000	880576	0.50000	0.4340	111.71- 186.18	148.94
2.268	2.268	0.000	1556063	0.50000	0.4534	197.40- 329.00	263.20
2.397	2.397	0.000	758227	0.50000	0.4425	96.19- 160.31	128.25
2.806	2.806	0.000	621719	0.50000	0.4314	78.87- 131.45	105.16
Average of Peak Amounts =					0.44130		
8 AROCLOR-1260					CAS #: 11096-82-5		
4.059	4.059	0.000	2523314	0.50000	0.4872	80.00- 120.00	100.00
4.354	4.354	0.000	4894661	0.50000	0.5236	145.48- 242.47	193.98
4.637	4.637	0.000	4331949	0.50000	0.4939	128.76- 214.60	171.68
5.347	5.347	0.000	6036750	0.50000	0.5010	179.43- 299.05	239.24
5.629	5.629	0.000	2891607	0.50000	0.4882	85.95- 143.24	114.60
Average of Peak Amounts =					0.49878		
$ 12 DCB					CAS #: 2051-24-3		
6.784	6.784	0.000	2275367	0.02500	0.02354		

Data File: \\cansvr11\dd\chem\GCS\a2hp10.i\90406-1.b\002F0201.D
Date : 06-APR-2009 07:08
Client ID:
Sample Info: 1660,,2 G022

Instrument: a2hp10.i
Operator:
Column diameter: 0.53

Column phase: restek pest clpI

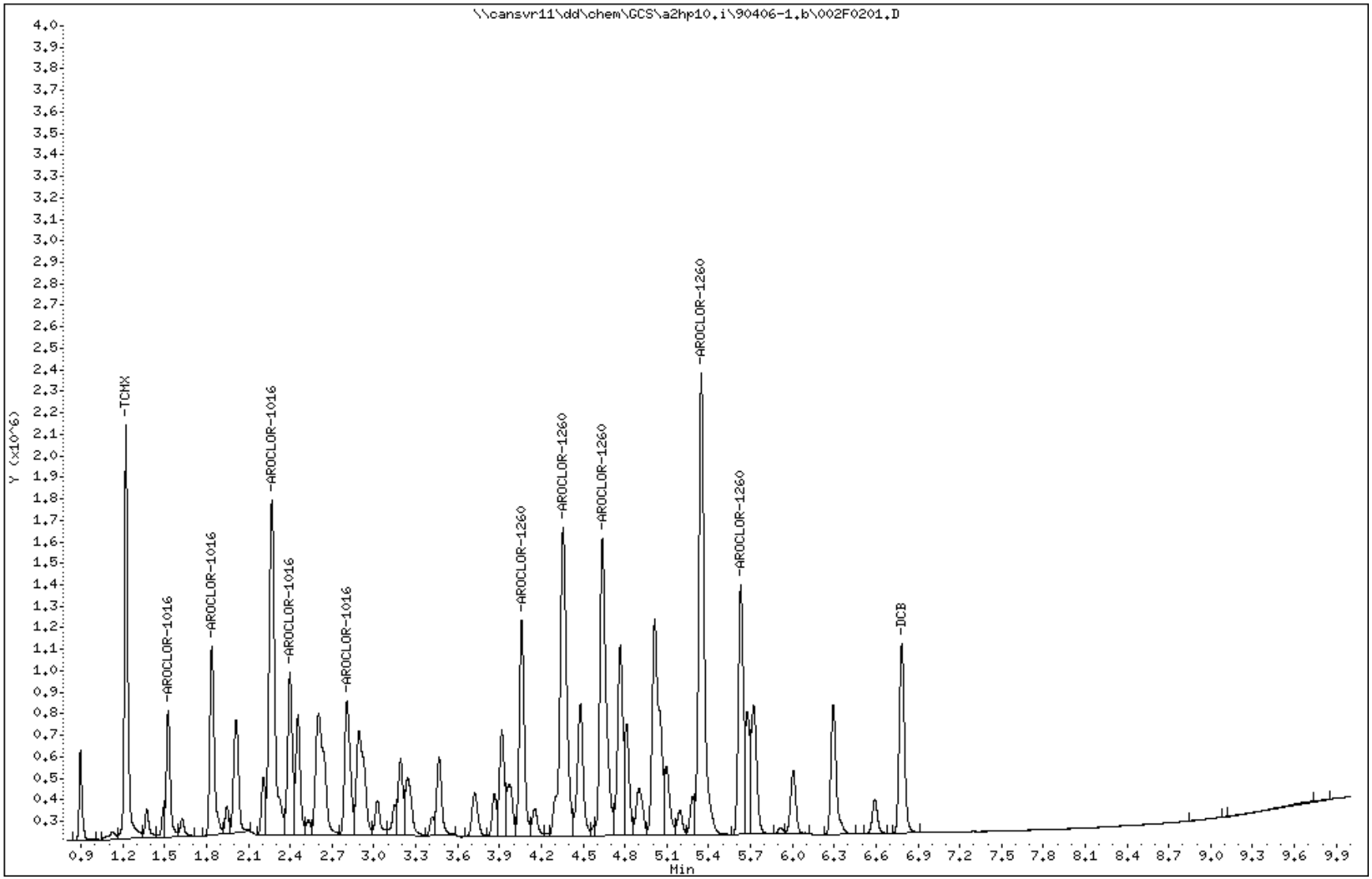

Data File: \\cansvr11\dd\chem\GCS\a2hp10.i\90406-1.b\003F0301.D
Report Date: 07-Apr-2009 08:32

TestAmerica North Canton

RECOVERY REPORT

Client Name: Client SDG: SDGa00320
Sample Matrix: LIQUID Fraction: SV
Lab Smp Id: MRL
Level: LOW Operator:
Data Type: GC MULTI COMP SampleType: MRL
SpikeList File: MRL.spk Quant Type: ESTD
Sublist File: 6-AR1660.sub
Method File: \\CANSVR11\DD\chem\GCS\a2hp10.i\90406-1.b\PCB10.m
Misc Info:

SPIKE COMPOUND	AMOUNT ADDED ng	AMOUNT RECOVERED ng	% RECOVERED	LIMITS
3 AROCLOR-1016	0.05000	0.05604	112.08	70-130
8 AROCLOR-1260	0.05000	0.06062	121.24	70-130

Data File: \\cansvr11\dd\chem\GCS\a2hp10.i\90406-1.b\003F0301.D
Report Date: 07-Apr-2009 08:32

TestAmerica North Canton

PCB 8082/608

Data file : \\cansvr11\dd\chem\GCS\a2hp10.i\90406-1.b\003F0301.D
Lab Smp Id: MRL
Inj Date : 06-APR-2009 07:24
Operator : Inst ID: a2hp10.i
Smp Info : MRL
Misc Info :
Comment :
Method : \\CANSVR11\DD\chem\GCS\a2hp10.i\90406-1.b\PCB10.m
Meth Date : 06-Apr-2009 18:14 Quant Type: ESTD
Cal Date : 10-MAR-2009 19:15 Cal File: 043F4301.D
Als bottle: 3 QC Sample: MRL
Dil Factor: 1.00000
Integrator: Falcon Compound Sublist: 6-AR1660.sub
Target Version: 4.14 Sample Matrix: WATER
Processing Host: CANPGCSV21

Concentration Formula: Amt * DF * Vt/Vo * CpndVariable

Name	Value	Description
DF	1.000	Dilution Factor
Vt	1000.000	final volume
Vo	1000.000	intitial volume
Cpnd Variable		Local Compound Variable

RT	EXP RT	DLT RT	RESPONSE	CONCENTRATIONS ON-COL (ng)	FINAL (ug/L)	TARGET RANGE	RATIO
3 AROCLOR-1016					CAS #: 12674-11-2		
1.525	1.527	-0.002	76233	0.05741	0.05741	80.00- 120.00	100.00
1.839	1.841	-0.002	115255	0.05680	0.05680	120.41- 200.69	151.19
2.270	2.271	-0.001	191455	0.05578	0.05578	223.74- 372.90	251.14
2.399	2.401	-0.002	95212	0.05557	0.05557	107.11- 178.51	124.90
2.807	2.809	-0.002	78747	0.05464	0.05464	90.23- 150.38	103.30
Average of Peak Concentrations =				0.05604			
8 AROCLOR-1260					CAS #: 11096-82-5		
4.060	4.062	-0.002	316556	0.06112	0.06112	80.00- 120.00	100.00
4.357	4.358	-0.001	578960	0.06193	0.06193	147.79- 246.32	182.89
4.640	4.640	0.000	525307	0.05990	0.05990	132.25- 220.42	165.94
5.348	5.350	-0.002	721900	0.05991	0.05991	186.50- 310.84	228.05
5.632	5.632	0.000	356722	0.06023	0.06023	90.73- 151.22	112.69
Average of Peak Concentrations =				0.06062			

Data File: \\cansvr11\dd\chem\GCS\a2hp10.i\90406-1.b\003F0301.D
Date : 06-APR-2009 07:24
Client ID:
Instrument: a2hp10.i
Sample Info: MRL
Purge Volume: 1000.0
Operator:
Column phase: restek pest clpI
Column diameter: 0.53

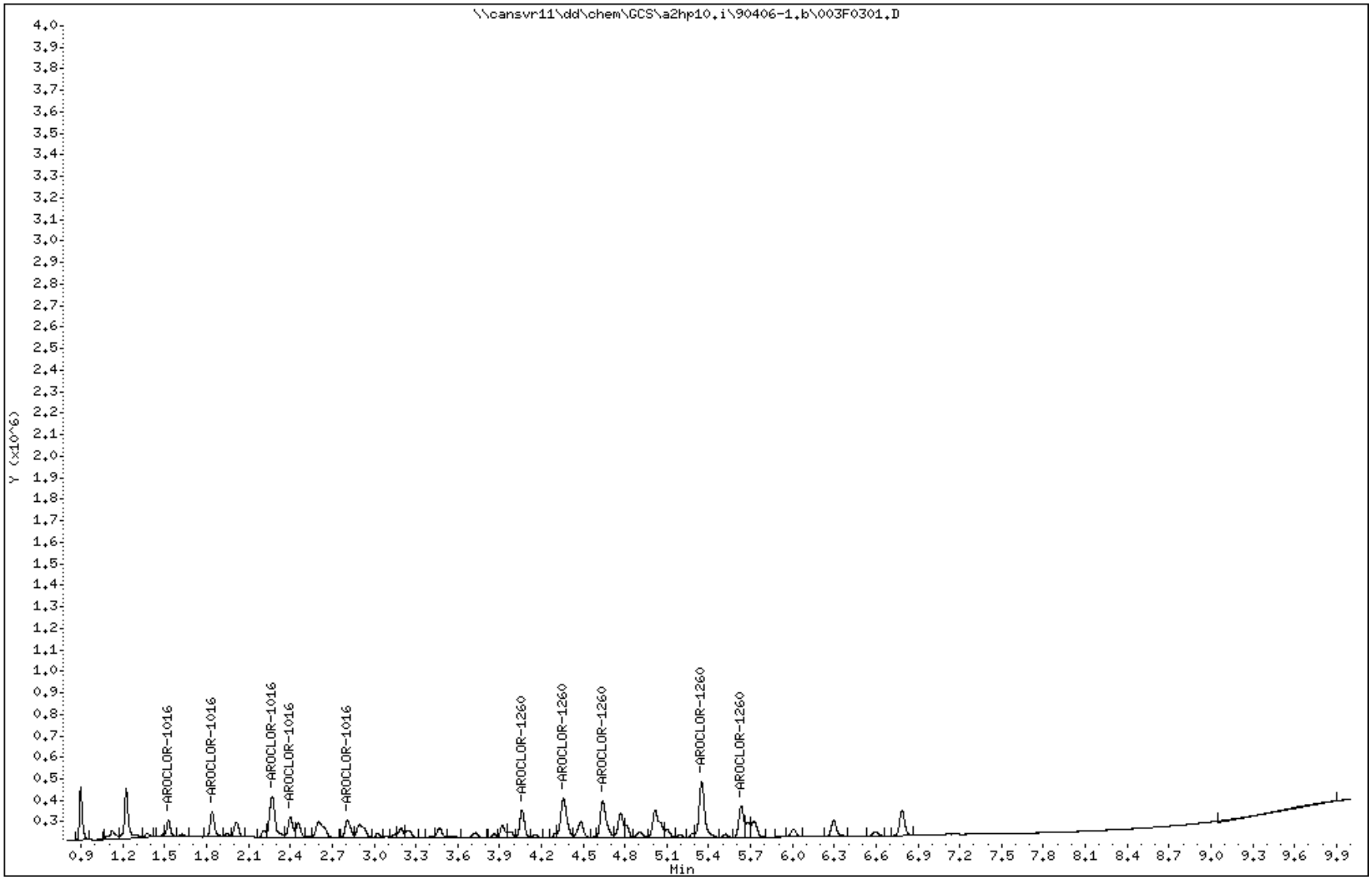

2790

North Canton

Data File: \\CANSVR11\dd\chem\GCS\a2hp10.i\90406-1.b\020F2001.D
Report Date: 06-Apr-2009 12:34

TestAmerica North Canton

CONTINUING CALIBRATION COMPOUNDS

Instrument ID: a2hp10.i Injection Date: 06-APR-2009 12:22
Lab File ID: 020F2001.D Init. Cal. Date(s): 10-MAR-2009 10-MAR-2009
Analysis Type: Init. Cal. Times: 08:46 19:15
Lab Sample ID: G022 Quant Type: ESTD
Method: \\CANSVR11\dd\chem\GCS\a2hp10.i\90406-1.b\PCB10.m

COMPOUND	RRF / AMOUNT	RF0.500	MIN RRF	%D / %DRIFT	MAX %D / %DRIFT	CURVE TYPE
$ 1 TCMX	134212553	141443920	0.010	-5.38800	15.00000	Averaged
3 AROCLOR-1016(1)	1327950	1190710	0.010	10.33474	15.00000	Averaged
(2)	2029181	1868570	0.010	7.91504	15.00000	Averaged
(3)	3432122	3400476	0.010	0.92205	15.00000	Averaged
(4)	1713359	1619408	0.010	5.48344	15.00000	Averaged
(5)	1441106	1349952	0.010	6.32526	15.00000	Averaged
8 AROCLOR-1260(1)	5179546	5206418	0.010	-0.51882	15.00000	Averaged
(2)	9347870	10502392	0.010	-12.35064	15.00000	Averaged
(3)	8770253	9379710	0.010	-6.94913	15.00000	Averaged
(4)	12049042	13530904	0.010	-12.29859	15.00000	Averaged
(5)	5922779	6555130	0.010	-10.67660	15.00000	Averaged
$ 12 DCB	96667810	105746840	0.010	-9.39199	15.00000	Averaged

TestAmerica North Canton

PCB 8082/608

Data file : \\CANSVR11\dd\chem\GCS\a2hp10.i\90406-1.b\020F2001.D
Lab Smp Id: G022
Inj Date : 06-APR-2009 12:22
Operator : Inst ID: a2hp10.i
Smp Info : G022,,2
Misc Info : 12-AR1660TD.SUB
Comment   :
Method   : \\CANSVR11\dd\chem\GCS\a2hp10.i\90406-1.b\PCB10.m
Meth Date : 06-Apr-2009 12:33 Quant Type: ESTD
Cal Date : 10-MAR-2009 19:15 Cal File: 043F4301.D
Als bottle: 20 Continuing Calibration Sample
Dil Factor: 1.00000
Integrator: Falcon Compound Sublist: 12-AR1660TD.SUB
Target Version: 4.14 Sample Matrix: None
Processing Host: CANSVR11

				AMOUNTS			
				CAL-AMT	ON-COL		
RT	EXP RT	DLT RT	RESPONSE	(ng)	(ng)	TARGET RANGE	RATIO
$ 1 TCMX					CAS #: 877-09-8		
1.222	1.222	0.000	3536098	0.02500	0.02635		
3 AROCLOR-1016					CAS #: 12674-11-2		
1.525	1.525	0.000	595355	0.50000	0.4483	80.00- 120.00	100.00
1.840	1.840	0.000	934285	0.50000	0.4604	117.70- 196.16	156.93
2.270	2.270	0.000	1700238	0.50000	0.4954	214.19- 356.98	285.58
2.399	2.399	0.000	809704	0.50000	0.4726	102.00- 170.00	136.00
2.808	2.808	0.000	674976	0.50000	0.4684	85.03- 141.72	113.37
Average of Peak Amounts =					0.46902		
8 AROCLOR-1260					CAS #: 11096-82-5		
4.060	4.060	0.000	2603209	0.50000	0.5026	80.00- 120.00	100.00
4.357	4.357	0.000	5251196	0.50000	0.5618	151.29- 252.15	201.72
4.639	4.639	0.000	4689855	0.50000	0.5347	135.12- 225.20	180.16
5.348	5.348	0.000	6765452	0.50000	0.5615	194.92- 324.86	259.89
5.630	5.630	0.000	3277565	0.50000	0.5534	94.43- 157.38	125.90
Average of Peak Amounts =					0.54280		
$ 12 DCB					CAS #: 2051-24-3		
6.785	6.785	0.000	2643671	0.02500	0.02735		

Data File: \\cansvr11\dd\chem\GCS\a2hp10.i\90406-1.b\020F2001.D
Date : 06-APR-2009 12:22
Client ID:
Sample Info: G022,,2

Instrument: a2hp10.i
Operator:
Column phase: restek pest clpI
Column diameter: 0.53

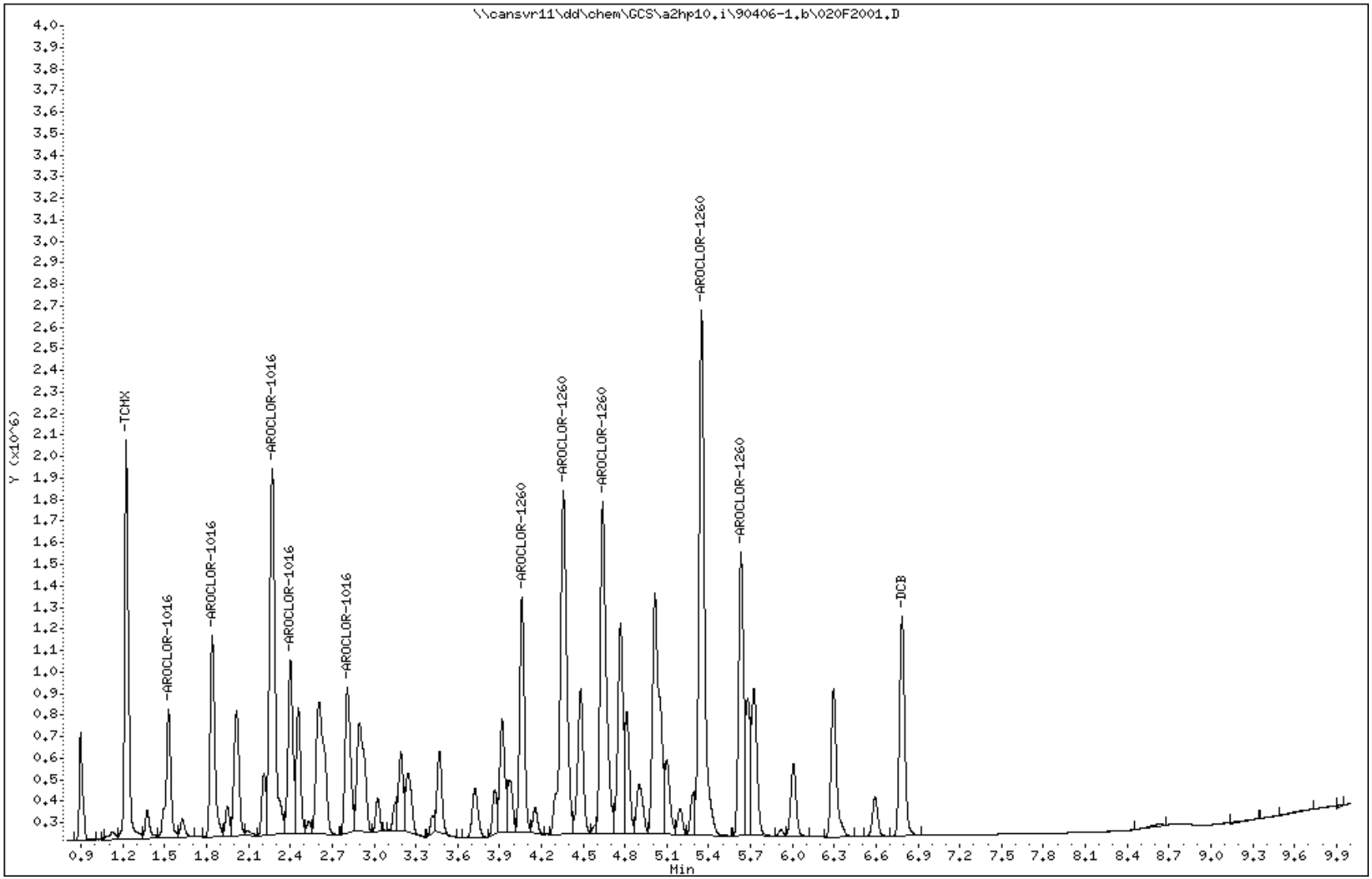

Data File: \\cansvr11\dd\chem\GCS\a2hp10.i\90406-1.b\021F2101.D
Report Date: 07-Apr-2009 08:32

TestAmerica North Canton

RECOVERY REPORT

Client Name: Client SDG: SDGa00320
Sample Matrix: LIQUID Fraction: SV
Lab Smp Id: MRL
Level: LOW Operator:
Data Type: GC MULTI COMP SampleType: MRL
SpikeList File: MRL.spk Quant Type: ESTD
Sublist File: mrl.sub
Method File: \\CANSVR11\dd\chem\GCS\a2hp10.i\90406-1.b\PCB10.m
Misc Info:

SPIKE COMPOUND	AMOUNT ADDED ng	AMOUNT RECOVERED ng	% RECOVERED	LIMITS
3 AROCLOR-1016	0.05000	0.05647	112.94	70-130
8 AROCLOR-1260	0.05000	0.06200	123.99	70-130

Data File: \\cansvr11\dd\chem\GCS\a2hp10.i\90406-1.b\021F2101.D
Report Date: 07-Apr-2009 08:32

TestAmerica North Canton

PCB 8082/608

Data file : \\cansvr11\dd\chem\GCS\a2hp10.i\90406-1.b\021F2101.D
Lab Smp Id: MRL
Inj Date : 06-APR-2009 12:37
Operator : Inst ID: a2hp10.i
Smp Info : MRL
Misc Info :
Comment :
Method : \\CANSVR11\dd\chem\GCS\a2hp10.i\90406-1.b\PCB10.m
Meth Date : 06-Apr-2009 18:14 Quant Type: ESTD
Cal Date : 10-MAR-2009 19:15 Cal File: 043F4301.D
Als bottle: 21 QC Sample: MRL
Dil Factor: 1.00000
Integrator: Falcon Compound Sublist: mrl.sub
Target Version: 4.14 Sample Matrix: WATER
Processing Host: CANPGCSV21

Concentration Formula: Amt * DF * Vt/Vo * CpndVariable

Name	Value	Description
DF	1.000	Dilution Factor
Vt	5000.000	final volume
Vo	1000.000	intitial volume
Cpnd Variable		Local Compound Variable

				CONCENTRATIONS ON-COL (ng)	FINAL (ug/L)	TARGET RANGE	RATIO
3 AROCLOR-1016						CAS #: 12674-11-2	
1.525	1.527	-0.002	77760	0.05856	0.2928	80.00- 120.00	100.00
1.839	1.841	-0.002	112393	0.05539	0.2769	120.41- 200.69	144.54
2.269	2.271	-0.002	193131	0.05627	0.2814	223.74- 372.90	248.37
2.399	2.401	-0.002	96405	0.05627	0.2813	107.11- 178.51	123.98
2.809	2.809	0.000	80521	0.05587	0.2794	90.23- 150.38	103.55
		Average of Peak Concentrations =			0.2824		
8 AROCLOR-1260						CAS #: 11096-82-5	
4.060	4.062	-0.002	318393	0.06147	0.3074	80.00- 120.00	100.00
4.357	4.358	-0.001	616323	0.06593	0.3296	147.79- 246.32	193.57
4.639	4.640	-0.001	529620	0.06039	0.3019	132.25- 220.42	166.34
5.349	5.350	-0.001	727192	0.06035	0.3018	186.50- 310.84	228.39
5.631	5.632	-0.001	366220	0.06183	0.3092	90.73- 151.22	115.02
		Average of Peak Concentrations =			0.3100		

Data File: \\cansvr11\dd\chem\GCS\a2hp10.i\90406-1.b\021F2101.D
Date : 06-APR-2009 12:37
Client ID:
Instrument: a2hp10.i
Sample Info: MRL
Purge Volume: 1000.0
Operator:
Column phase: restek pest clpI
Column diameter: 0.53

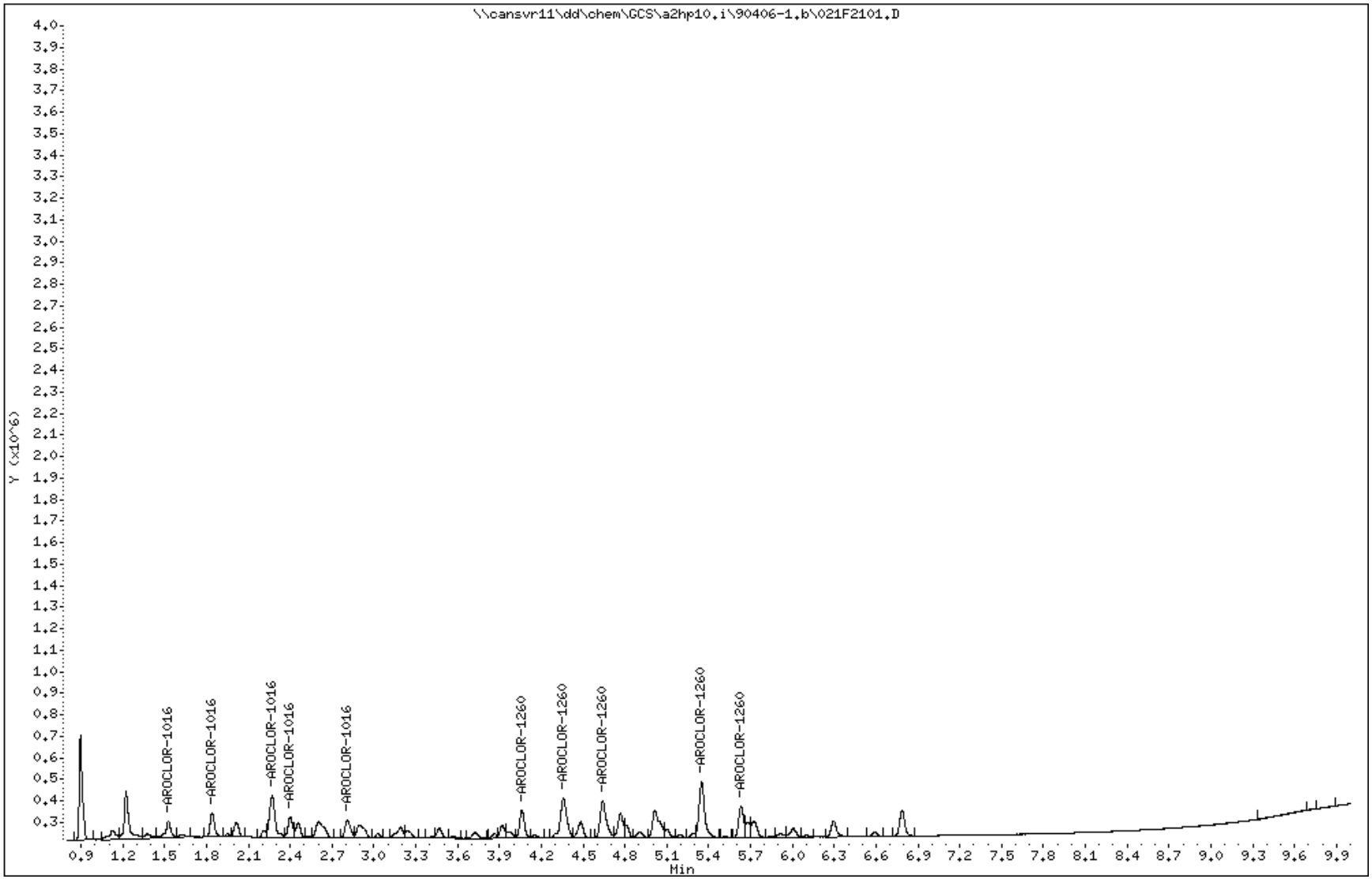

FORM 8
SEMIVOLATILE ANALYTICAL SEQUENCE

Lab Name: NORTH CANTON Contract:

Lab Code: TALCAN Case No.: SAS No.: SDG No.: A9C310174

GC Column: RESTEK PEST CLPI ID: 0.53 (mm) Init. Calib. Date(s): 03/10/09 03/10/09

Instrument ID: A2HP10

THE ANALYTICAL SEQUENCE OF PERFORMANCE EVALUATION MIXTURES, BLANKS, SAMPLES, AND STANDARDS IS GIVEN BELOW:

MEAN SURROGATE RT FROM INITIAL CALIBRATION
S1 : 1.22 S2 : 6.79

	CLIENT SAMPLE NO.	LAB SAMPLE ID	DATE ANALYZED	TIME ANALYZED	S1 RT #	S2 RT #
01		G022	04/09/09	2038	1.22	6.79
02		MRL	04/09/09	2053		
03	SCFWW-001-00	K9C693AE	04/09/09	2108	1.23	6.79
04	SCFWW-002-00	K9C7F3AE	04/09/09	2124	1.23	6.79
05	SCFWW-003-00	K9C7J3AE	04/09/09	2139	1.23	6.79
06	K9QRQBLK	K9QRQ1AA	04/09/09	2154	1.23	6.79
07		G022	04/09/09	2240	1.22	6.79
08		MRL	04/09/09	2256		
09						
10						
11						
12						
13						
14						
15						
16						
17						
18						
19						
20						
21						
22						
23						
24						
25						
26						
27						
28						
29						
30						
31						
32						

QC LIMITS
S1 = TCMX (+/- 0.10 MINUTES)
S2 = DCB (+/- 0.10 MINUTES)

Column used to flag retention time values with an asterisk.
* Values outside of QC limits.

Report Date: 10-Apr-2009 10:18

Calibration History

Method : \\cansvr11\dd\chem\GCS\a2hp10.i\90409-1.b\PCB10.m
Start Cal Date: 10-MAR-2009 08:46
End Cal Date : 10-MAR-2009 19:15
Last Cal Level: 6
Last Cal Type : Continuing Calibration

Initial Calibration

Injection Date	Sublist	Calibration File
Cal Level: 1 , Cal Amount: 0.05000		
10-MAR-2009 17:59	14-AR1268	\\CANSVR11\DD\chem\GCS\a2hp10.i\903101C-1.b\038F3801.D
10-MAR-2009 16:26	13-AR1262	\\CANSVR11\DD\chem\GCS\a2hp10.i\903101C-1.b\032F3201.D
10-MAR-2009 14:54	12-AR1660TD	\\CANSVR11\DD\chem\GCS\a2hp10.i\903101C-1.b\026F2601.D
10-MAR-2009 13:22	9-AR2154	\\CANSVR11\DD\chem\GCS\a2hp10.i\903101C-1.b\020F2001.D
10-MAR-2009 11:50	3-AR1248	\\CANSVR11\DD\chem\GCS\a2hp10.i\903101C-1.b\014F1401.D
10-MAR-2009 10:18	2-AR1242	\\CANSVR11\DD\chem\GCS\a2hp10.i\903101C-1.b\008F0801.D
10-MAR-2009 08:46	1-AR1232	\\CANSVR11\DD\chem\GCS\a2hp10.i\903101C-1.b\002F0201.D

Injection Date	Sublist	Calibration File
Cal Level: 2 , Cal Amount: 0.10000		
10-MAR-2009 18:14	14-AR1268	\\CANSVR11\DD\chem\GCS\a2hp10.i\903101C-1.b\039F3901.D
10-MAR-2009 16:42	13-AR1262	\\CANSVR11\DD\chem\GCS\a2hp10.i\903101C-1.b\033F3301.D
10-MAR-2009 15:09	12-AR1660TD	\\CANSVR11\DD\chem\GCS\a2hp10.i\903101C-1.b\027F2701.D
10-MAR-2009 13:38	9-AR2154	\\CANSVR11\DD\chem\GCS\a2hp10.i\903101C-1.b\021F2101.D
10-MAR-2009 12:06	3-AR1248	\\CANSVR11\DD\chem\GCS\a2hp10.i\903101C-1.b\015F1501.D
10-MAR-2009 10:33	2-AR1242	\\CANSVR11\DD\chem\GCS\a2hp10.i\903101C-1.b\009F0901.D
10-MAR-2009 09:01	1-AR1232	\\CANSVR11\DD\chem\GCS\a2hp10.i\903101C-1.b\003F0301.D

Injection Date	Sublist	Calibration File
Cal Level: 3 , Cal Amount: 0.20000		
10-MAR-2009 18:29	14-AR1268	\\CANSVR11\DD\chem\GCS\a2hp10.i\903101C-1.b\040F4001.D
10-MAR-2009 16:57	13-AR1262	\\CANSVR11\DD\chem\GCS\a2hp10.i\903101C-1.b\034F3401.D
10-MAR-2009 15:25	12-AR1660TD	\\CANSVR11\DD\chem\GCS\a2hp10.i\903101C-1.b\028F2801.D
10-MAR-2009 13:53	9-AR2154	\\CANSVR11\DD\chem\GCS\a2hp10.i\903101C-1.b\022F2201.D
10-MAR-2009 12:21	3-AR1248	\\CANSVR11\DD\chem\GCS\a2hp10.i\903101C-1.b\016F1601.D

10-MAR-2009 10:49	2-AR1242	
\\CANSVR11\DD\chem\GCS\a2hp10.i\903101C-1.b\010F1001.D		
10-MAR-2009 09:17	1-AR1232	
\\CANSVR11\DD\chem\GCS\a2hp10.i\903101C-1.b\004F0401.D		

Cal Level: 4 , Cal Amount: 0.50000		
10-MAR-2009 18:45	14-AR1268	
\\CANSVR11\DD\chem\GCS\a2hp10.i\903101C-1.b\041F4101.D		
10-MAR-2009 17:12	13-AR1262	
\\CANSVR11\DD\chem\GCS\a2hp10.i\903101C-1.b\035F3501.D		
10-MAR-2009 15:40	12-AR1660TD	
\\CANSVR11\DD\chem\GCS\a2hp10.i\903101C-1.b\029F2901.D		
10-MAR-2009 14:08	9-AR2154	
\\CANSVR11\DD\chem\GCS\a2hp10.i\903101C-1.b\023F2301.D		
10-MAR-2009 12:36	3-AR1248	
\\CANSVR11\DD\chem\GCS\a2hp10.i\903101C-1.b\017F1701.D		
10-MAR-2009 11:04	2-AR1242	
\\CANSVR11\DD\chem\GCS\a2hp10.i\903101C-1.b\011F1101.D		
10-MAR-2009 09:32	1-AR1232	
\\CANSVR11\DD\chem\GCS\a2hp10.i\903101C-1.b\005F0501.D		

Cal Level: 5 , Cal Amount: 1.00000		
10-MAR-2009 19:00	14-AR1268	
\\CANSVR11\DD\chem\GCS\a2hp10.i\903101C-1.b\042F4201.D		
10-MAR-2009 17:28	13-AR1262	
\\CANSVR11\DD\chem\GCS\a2hp10.i\903101C-1.b\036F3601.D		
10-MAR-2009 15:56	12-AR1660TD	
\\CANSVR11\DD\chem\GCS\a2hp10.i\903101C-1.b\030F3001.D		
10-MAR-2009 14:24	9-AR2154	
\\CANSVR11\DD\chem\GCS\a2hp10.i\903101C-1.b\024F2401.D		
10-MAR-2009 12:52	3-AR1248	
\\CANSVR11\DD\chem\GCS\a2hp10.i\903101C-1.b\018F1801.D		
10-MAR-2009 11:19	2-AR1242	
\\CANSVR11\DD\chem\GCS\a2hp10.i\903101C-1.b\012F1201.D		
10-MAR-2009 09:47	1-AR1232	
\\CANSVR11\DD\chem\GCS\a2hp10.i\903101C-1.b\006F0601.D		

Cal Level: 6 , Cal Amount: 2.00000		
10-MAR-2009 19:15	14-AR1268	
\\CANSVR11\DD\chem\GCS\a2hp10.i\903101C-1.b\043F4301.D		
10-MAR-2009 17:43	13-AR1262	
\\CANSVR11\DD\chem\GCS\a2hp10.i\903101C-1.b\037F3701.D		
10-MAR-2009 16:11	12-AR1660TD	
\\CANSVR11\DD\chem\GCS\a2hp10.i\903101C-1.b\031F3101.D		
10-MAR-2009 14:39	9-AR2154	
\\CANSVR11\DD\chem\GCS\a2hp10.i\903101C-1.b\025F2501.D		
10-MAR-2009 13:07	3-AR1248	
\\CANSVR11\DD\chem\GCS\a2hp10.i\903101C-1.b\019F1901.D		
10-MAR-2009 11:35	2-AR1242	
\\CANSVR11\DD\chem\GCS\a2hp10.i\903101C-1.b\013F1301.D		
10-MAR-2009 10:03	1-AR1232	
\\CANSVR11\DD\chem\GCS\a2hp10.i\903101C-1.b\007F0701.D		

Continuing Calibration
Ccal Level Mode: GLOBAL LEVEL 4

Data File: \\CANSVR11\dd\chem\GCS\a2hp10.i\90409-1.b\043F4301.D
Report Date: 09-Apr-2009 20:49

TestAmerica North Canton

CONTINUING CALIBRATION COMPOUNDS

Instrument ID: a2hp10.i Injection Date: 09-APR-2009 20:38
Lab File ID: 043F4301.D Init. Cal. Date(s): 10-MAR-2009 10-MAR-2009
Analysis Type: Init. Cal. Times: 08:46 19:15
Lab Sample ID: G022 Quant Type: ESTD
Method: \\CANSVR11\dd\chem\GCS\a2hp10.i\90409-1.b\PCB10.m

COMPOUND	RRF / AMOUNT	RF0.500	MIN RRF	%D / %DRIFT	MAX %D / %DRIFT	CURVE TYPE
$ 1 TCMX	134212553	135357360	0.010	-0.85298	15.00000	Averaged
3 AROCLOR-1016(1)	1327950	1226180	0.010	7.66370	15.00000	Averaged
(2)	2029181	1845842	0.010	9.03510	15.00000	Averaged
(3)	3432122	3262314	0.010	4.94761	15.00000	Averaged
(4)	1713359	1554966	0.010	9.24459	15.00000	Averaged
(5)	1441106	1277800	0.010	11.33198	15.00000	Averaged
8 AROCLOR-1260(1)	5179546	5221616	0.010	-0.81224	15.00000	Averaged
(2)	9347870	10230224	0.010	-9.43909	15.00000	Averaged
(3)	8770253	9114452	0.010	-3.92461	15.00000	Averaged
(4)	12049042	12841220	0.010	-6.57462	15.00000	Averaged
(5)	5922779	6175818	0.010	-4.27231	15.00000	Averaged
$ 12 DCB	96667810	107736000	0.010	-11.44972	15.00000	Averaged

TestAmerica North Canton

PCB 8082/608

Data file : \\CANSVR11\dd\chem\GCS\a2hp10.i\90409-1.b\043F4301.D
Lab Smp Id: G022
Inj Date : 09-APR-2009 20:38
Operator : Inst ID: a2hp10.i
Smp Info : G022,,2
Misc Info : 12-AR1660TD.SUB
Comment   :
Method   : \\CANSVR11\dd\chem\GCS\a2hp10.i\90409-1.b\PCB10.m
Meth Date : 09-Apr-2009 20:48 Quant Type: ESTD
Cal Date : 10-MAR-2009 19:15 Cal File: 043F4301.D
Als bottle: 43 Continuing Calibration Sample
Dil Factor: 1.00000
Integrator: Falcon Compound Sublist: 12-AR1660TD.SUB
Target Version: 4.14 Sample Matrix: None
Processing Host: CANSVR11

				AMOUNTS			
				CAL-AMT	ON-COL		
RT	EXP RT	DLT RT	RESPONSE	(ng)	(ng)	TARGET RANGE	RATIO
$ 1 TCMX					CAS #: 877-09-8		
1.222	1.222	0.000	3383934	0.02500	0.02521		
3 AROCLOR-1016					CAS #: 12674-11-2		
1.525	1.525	0.000	613090	0.50000	0.4617	80.00- 120.00	100.00
1.838	1.838	0.000	922921	0.50000	0.4548	112.90- 188.17	150.54
2.269	2.269	0.000	1631157	0.50000	0.4753	199.54- 332.57	266.06
2.398	2.398	0.000	777483	0.50000	0.4538	95.11- 158.52	126.81
2.807	2.807	0.000	638900	0.50000	0.4433	78.16- 130.26	104.21
	Average of Peak Amounts =				0.45778		
8 AROCLOR-1260					CAS #: 11096-82-5		
4.061	4.061	0.000	2610808	0.50000	0.5041	80.00- 120.00	100.00
4.357	4.357	0.000	5115112	0.50000	0.5472	146.94- 244.90	195.92
4.640	4.640	0.000	4557226	0.50000	0.5196	130.91- 218.19	174.55
5.349	5.349	0.000	6420610	0.50000	0.5329	184.44- 307.41	245.92
5.632	5.632	0.000	3087909	0.50000	0.5214	88.71- 147.84	118.27
	Average of Peak Amounts =				0.52504		
$ 12 DCB					CAS #: 2051-24-3		
6.787	6.787	0.000	2693400	0.02500	0.02786		

Data File: \\CANSVR11\DD\chem\GCS\a2hp10.i\90409-1.b\043F4301.D
Date : 09-APR-2009 20:38
Client ID:
Sample Info: G022,,2
Column phase: restek pest clpI

Instrument: a2hp10.i
Operator:
Column diameter: 0.53

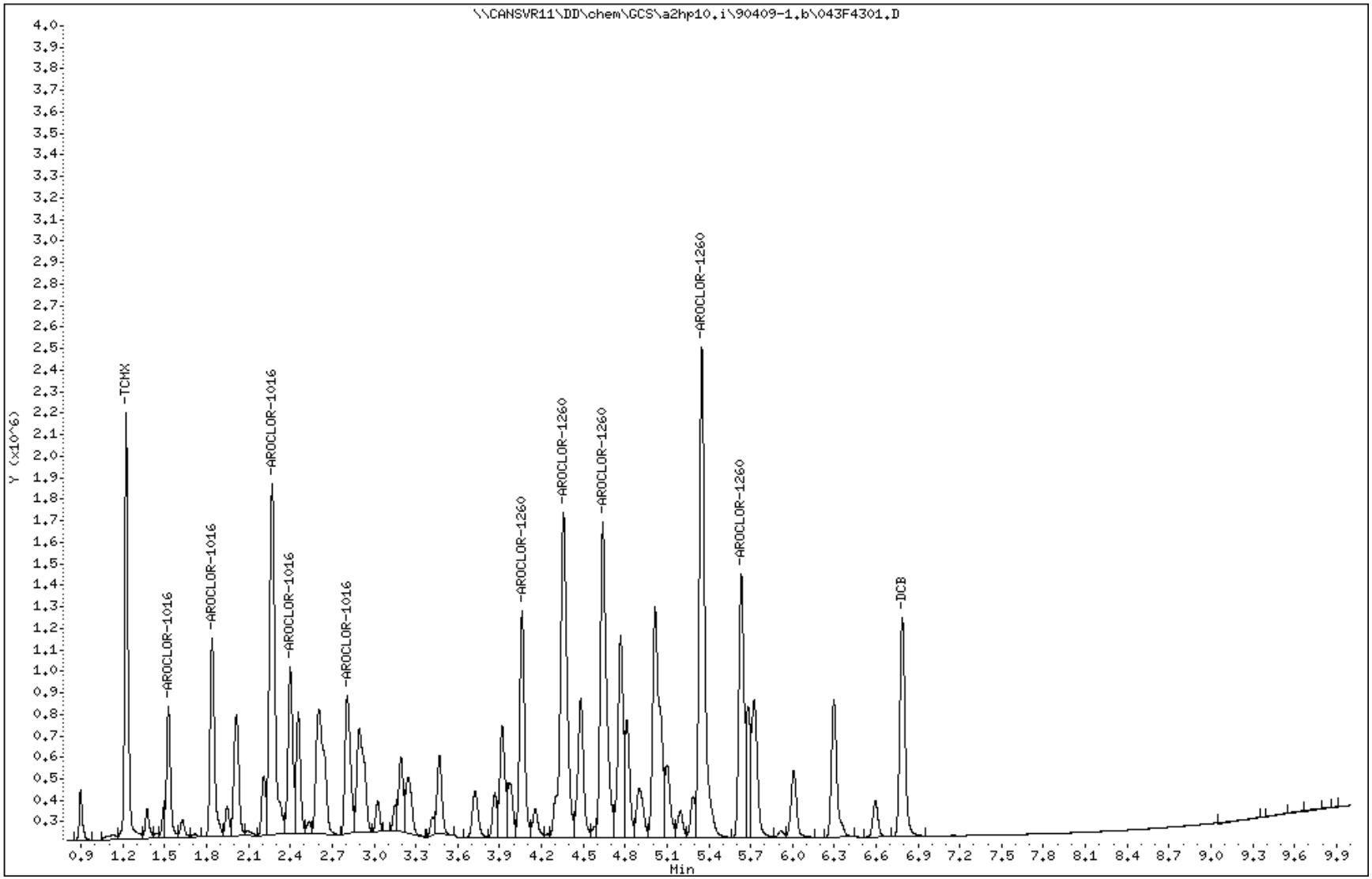

Data File: \\cansvr11\dd\chem\GCS\a2hp10.i\90409-1.b\044F4401.D
Report Date: 10-Apr-2009 08:23

TestAmerica North Canton

RECOVERY REPORT

Client Name: Client SDG: SDGa00320
Sample Matrix: LIQUID Fraction: SV
Lab Smp Id: MRL
Level: LOW Operator:
Data Type: GC MULTI COMP SampleType: MRL
SpikeList File: MRL.spk Quant Type: ESTD
Sublist File: mrl.sub
Method File: \\CANSVR11\dd\chem\GCS\a2hp10.i\90409-1.b\PCB10.m
Misc Info:

SPIKE COMPOUND	AMOUNT ADDED ng	AMOUNT RECOVERED ng	% RECOVERED	LIMITS
3 AROCLOR-1016	0.05000	0.05468	109.36	70-130
8 AROCLOR-1260	0.05000	0.05983	119.66	70-130

Data File: \\cansvr11\dd\chem\GCS\a2hp10.i\90409-1.b\044F4401.D
Report Date: 10-Apr-2009 08:23

TestAmerica North Canton

PCB 8082/608

Data file : \\cansvr11\dd\chem\GCS\a2hp10.i\90409-1.b\044F4401.D
Lab Smp Id: MRL
Inj Date : 09-APR-2009 20:53
Operator : Inst ID: a2hp10.i
Smp Info : MRL
Misc Info :
Comment :
Method : \\CANSVR11\dd\chem\GCS\a2hp10.i\90409-1.b\PCB10.m
Meth Date : 10-Apr-2009 00:39 Quant Type: ESTD
Cal Date : 10-MAR-2009 19:15 Cal File: 043F4301.D
Als bottle: 44 QC Sample: MRL
Dil Factor: 1.00000
Integrator: Falcon Compound Sublist: mrl.sub
Target Version: 4.14 Sample Matrix: WATER
Processing Host: CANPGCSV21

Concentration Formula: Amt * DF * Vt/Vo * CpndVariable

Name	Value	Description
DF	1.000	Dilution Factor
Vt	1000.000	final volume
Vo	1000.000	intitial volume
Cpnd Variable		Local Compound Variable

RT	EXP RT	DLT RT	RESPONSE	CONCENTRATIONS ON-COL (ng)	FINAL (ug/L)	TARGET RANGE	RATIO
3 AROCLOR-1016					CAS #: 12674-11-2		
1.526	1.525	0.001	74164	0.05585	0.05585	80.00- 120.00	100.00
1.839	1.837	0.002	113716	0.05604	0.05604	108.01- 180.01	153.33
2.269	2.269	0.000	186884	0.05445	0.05445	185.30- 308.84	251.99
2.400	2.399	0.001	92304	0.05387	0.05387	90.90- 151.49	124.46
2.808	2.807	0.001	76648	0.05319	0.05319	74.87- 124.79	103.35
Average of Peak Concentrations =					0.05468		
8 AROCLOR-1260					CAS #: 11096-82-5		
4.061	4.062	-0.001	306976	0.05927	0.05927	80.00- 120.00	100.00
4.358	4.360	-0.002	594006	0.06354	0.06354	135.30- 225.50	193.50
4.640	4.642	-0.002	521888	0.05951	0.05951	111.31- 185.52	170.01
5.349	5.352	-0.003	705264	0.05853	0.05853	146.53- 244.22	229.75
5.632	5.635	-0.003	345250	0.05829	0.05829	70.48- 117.46	112.47
Average of Peak Concentrations =					0.05983		

Data File: \\CANSVR11\DD\chem\GCS\a2hp10.i\90409-1.b\044F4401.D
Date : 09-APR-2009 20:53
Client ID:
Instrument: a2hp10.i
Sample Info: MRL
Purge Volume: 1000.0
Operator:
Column phase: restek pest clpI
Column diameter: 0.53

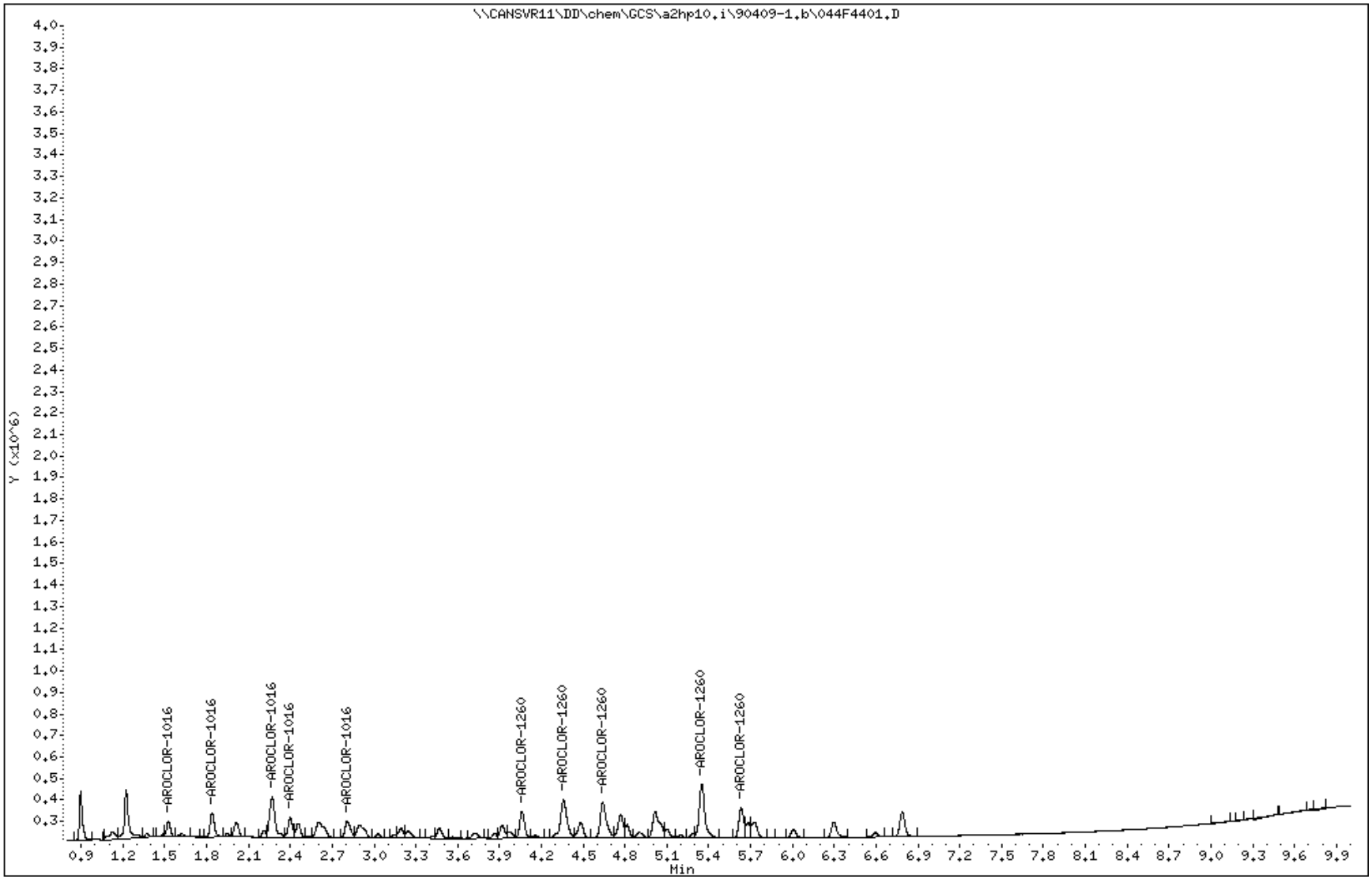

Data File: \\CANSVR11\dd\chem\GCS\a2hp10.i\90409-1.b\051F5101.D
Report Date: 09-Apr-2009 22:52

TestAmerica North Canton

CONTINUING CALIBRATION COMPOUNDS

Instrument ID: a2hp10.i Injection Date: 09-APR-2009 22:40
Lab File ID: 051F5101.D Init. Cal. Date(s): 10-MAR-2009 10-MAR-2009
Analysis Type: Init. Cal. Times: 08:46 19:15
Lab Sample ID: G022 Quant Type: ESTD
Method: \\CANSVR11\dd\chem\GCS\a2hp10.i\90409-1.b\PCB10.m

COMPOUND	RRF / AMOUNT	RF0.500	MIN RRF	%D / %DRIFT	MAX %D / %DRIFT	CURVE TYPE	
$ 1 TCMX	134212553	134541960	0.010	-0.24544	15.00000	Averaged	
3 AROCLOR-1016(1)	1327950	1332418	0.010	-0.33645	15.00000	Averaged	
(2)	2029181	1953072	0.010	3.75070	15.00000	Averaged	
(3)	3432122	3367614	0.010	1.87954	15.00000	Averaged	
(4)	1713359	1628520	0.010	4.95162	15.00000	Averaged	
(5)	1441106	1332216	0.010	7.55599	15.00000	Averaged	
8 AROCLOR-1260(1)	5179546	5202890	0.010	-0.45071	15.00000	Averaged	
(2)	9347870	10236088	0.010	-9.50182	15.00000	Averaged	
(3)	8770253	9198448	0.010	-4.88235	15.00000	Averaged	
(4)	12049042	13112756	0.010	-8.82821	15.00000	Averaged	
(5)	5922779	6202200	0.010	-4.71774	15.00000	Averaged	
$ 12 DCB	96667810	112203720	0.010	-16.07144	15.00000	Averaged	<-

TestAmerica North Canton

PCB 8082/608

Data file : \\CANSVR11\dd\chem\GCS\a2hp10.i\90409-1.b\051F5101.D
Lab Smp Id: G022
Inj Date : 09-APR-2009 22:40
Operator : Inst ID: a2hp10.i
Smp Info : G022,,2
Misc Info : 12-AR1660TD.SUB
Comment   :
Method   : \\CANSVR11\dd\chem\GCS\a2hp10.i\90409-1.b\PCB10.m
Meth Date : 09-Apr-2009 22:52 Quant Type: ESTD
Cal Date : 10-MAR-2009 19:15 Cal File: 043F4301.D
Als bottle: 51 Continuing Calibration Sample
Dil Factor: 1.00000
Integrator: Falcon Compound Sublist: 12-AR1660TD.SUB
Target Version: 4.14 Sample Matrix: None
Processing Host: CANSVR11

				AMOUNTS			
				CAL-AMT	ON-COL		
RT	EXP RT	DLT RT	RESPONSE	(ng)	(ng)	TARGET RANGE	RATIO
$ 1 TCMX					CAS #: 877-09-8		
1.221	1.221	0.000	3363549	0.02500	0.02506		
3 AROCLOR-1016					CAS #: 12674-11-2		
1.523	1.523	0.000	666209	0.50000	0.5017	80.00- 120.00	100.00
1.837	1.837	0.000	976536	0.50000	0.4812	109.94- 183.23	146.58
2.268	2.268	0.000	1683807	0.50000	0.4906	189.56- 315.93	252.74
2.397	2.397	0.000	814260	0.50000	0.4752	91.67- 152.78	122.22
2.806	2.806	0.000	666108	0.50000	0.4622	74.99- 124.98	99.98
	Average of Peak Amounts =				0.48218		
8 AROCLOR-1260					CAS #: 11096-82-5		
4.060	4.060	0.000	2601445	0.50000	0.5022	80.00- 120.00	100.00
4.358	4.358	0.000	5118044	0.50000	0.5475	147.55- 245.92	196.74
4.638	4.638	0.000	4599224	0.50000	0.5244	132.60- 220.99	176.79
5.349	5.349	0.000	6556378	0.50000	0.5441	189.02- 315.04	252.03
5.632	5.632	0.000	3101100	0.50000	0.5236	89.41- 149.01	119.21
	Average of Peak Amounts =				0.52836		
$ 12 DCB					CAS #: 2051-24-3		
6.787	6.787	0.000	2805093	0.02500	0.02902		

Data File: \\CANSVR11\DD\chem\GCS\a2hp10.i\90409-1.b\051F5101.D
Date : 09-APR-2009 22:40
Client ID:
Sample Info: G022,,2

Instrument: a2hp10.i
Operator:
Column phase: restek pest clpI
Column diameter: 0.53

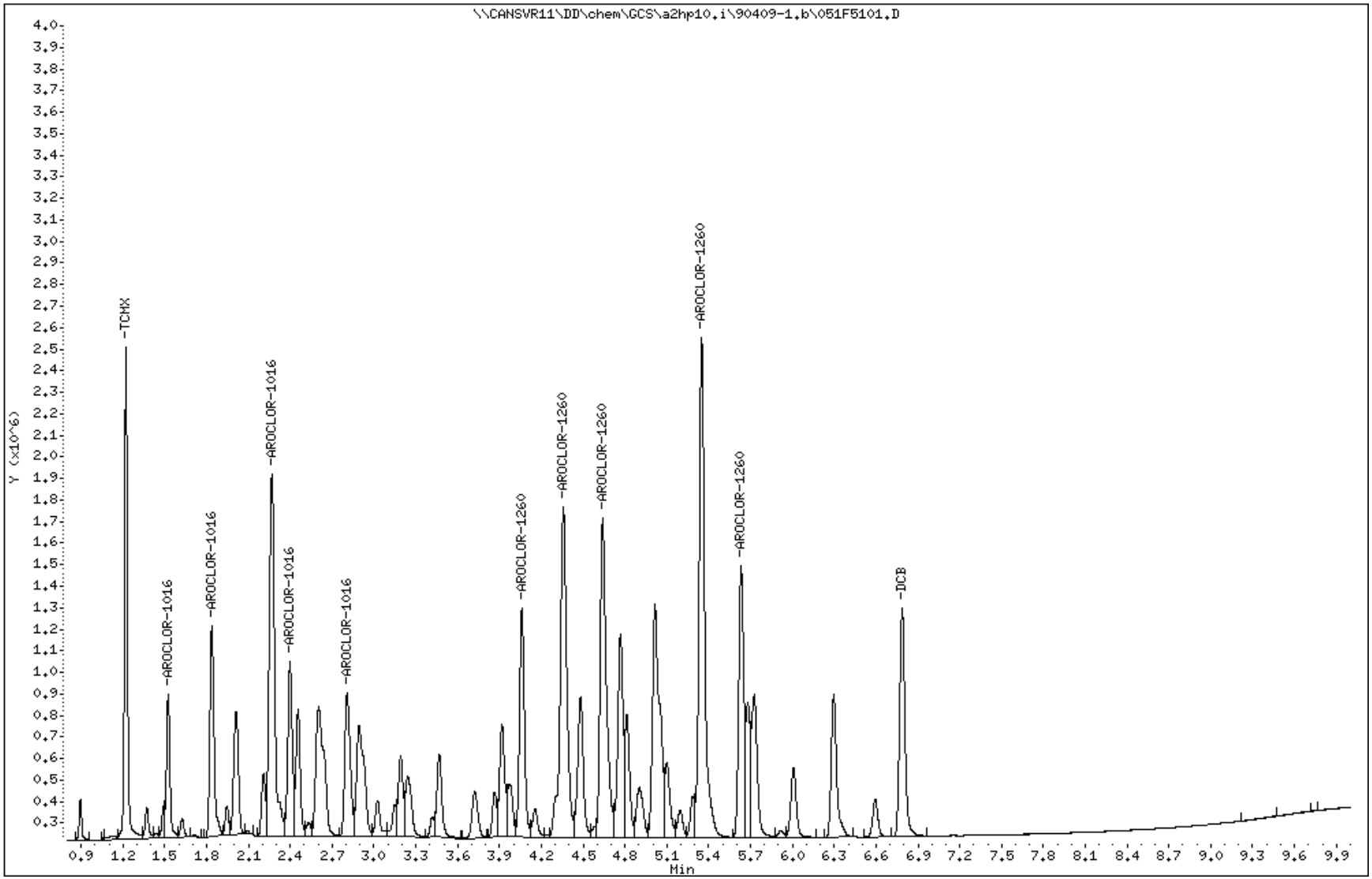

Data File: \\cansvr11\dd\chem\GCS\a2hp10.i\90409-1.b\052F5201.D
Report Date: 10-Apr-2009 08:23

TestAmerica North Canton

RECOVERY REPORT

Client Name: Client SDG: SDGa00320
Sample Matrix: LIQUID Fraction: SV
Lab Smp Id: MRL
Level: LOW Operator:
Data Type: GC MULTI COMP SampleType: MRL
SpikeList File: MRL.spk Quant Type: ESTD
Sublist File: mrl.sub
Method File: \\CANSVR11\dd\chem\GCS\a2hp10.i\90409-1.b\PCB10.m
Misc Info:

SPIKE COMPOUND	AMOUNT ADDED ng	AMOUNT RECOVERED ng	% RECOVERED	LIMITS
3 AROCLOR-1016	0.05000	0.05644	112.88	70-130
8 AROCLOR-1260	0.05000	0.05700	114.00	70-130

Data File: \\cansvr11\dd\chem\GCS\a2hp10.i\90409-1.b\052F5201.D
Report Date: 10-Apr-2009 08:23

TestAmerica North Canton

PCB 8082/608

Data file : \\cansvr11\dd\chem\GCS\a2hp10.i\90409-1.b\052F5201.D
Lab Smp Id: MRL
Inj Date : 09-APR-2009 22:56
Operator : Inst ID: a2hp10.i
Smp Info : MRL
Misc Info :
Comment :
Method : \\CANSVR11\dd\chem\GCS\a2hp10.i\90409-1.b\PCB10.m
Meth Date : 10-Apr-2009 00:39 Quant Type: ESTD
Cal Date : 10-MAR-2009 19:15 Cal File: 043F4301.D
Als bottle: 52 QC Sample: MRL
Dil Factor: 1.00000
Integrator: Falcon Compound Sublist: mrl.sub
Target Version: 4.14 Sample Matrix: WATER
Processing Host: CANPGCSV21

Concentration Formula: Amt * DF * Vt/Vo * CpndVariable

Name	Value	Description
DF	1.000	Dilution Factor
Vt	1000.000	final volume
Vo	1000.000	intitial volume
Cpnd Variable		Local Compound Variable

RT	EXP RT	DLT RT	RESPONSE	CONCENTRATIONS ON-COL (ng)	FINAL (ug/L)	TARGET RANGE	RATIO
3 AROCLOR-1016					CAS #: 12674-11-2		
1.524	1.525	-0.001	81304	0.06123	0.06122	80.00- 120.00	100.00
1.837	1.837	0.000	117590	0.05795	0.05795	108.01- 180.01	144.63
2.268	2.269	-0.001	188500	0.05492	0.05492	185.30- 308.84	231.85
2.397	2.399	-0.002	94231	0.05500	0.05500	90.90- 151.49	115.90
2.808	2.807	0.001	76545	0.05312	0.05312	74.87- 124.79	94.15
		Average of Peak Concentrations =		0.05644			
8 AROCLOR-1260					CAS #: 11096-82-5		
4.061	4.062	-0.001	300943	0.05810	0.05810	80.00- 120.00	100.00
4.357	4.360	-0.003	562895	0.06022	0.06022	135.30- 225.50	187.04
4.640	4.642	-0.002	445550	0.05080	0.05080	111.31- 185.52	148.05
5.349	5.352	-0.003	690356	0.05730	0.05730	146.53- 244.22	229.40
5.631	5.635	-0.004	346904	0.05857	0.05857	70.48- 117.46	115.27
		Average of Peak Concentrations =		0.05700			

Data File: \\CANSVR11\DD\chem\GCS\a2hp10.i\90409-1.b\052F5201.D
Date : 09-APR-2009 22:56
Client ID:
Instrument: a2hp10.i
Sample Info: MRL
Purge Volume: 1000.0
Operator:
Column phase: restek pest clpI
Column diameter: 0.53

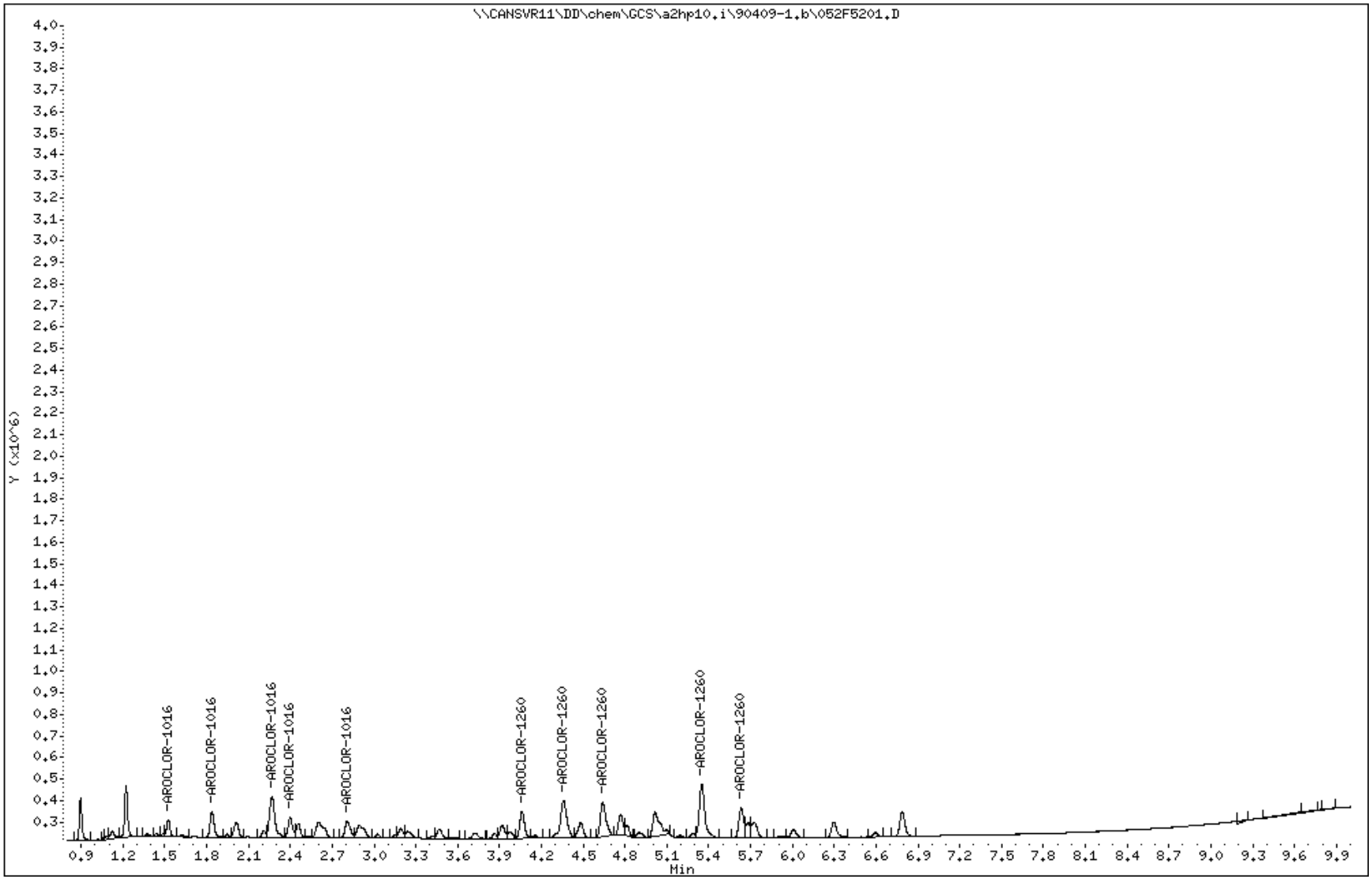

FORM 8
SEMIVOLATILE ANALYTICAL SEQUENCE

Lab Name: NORTH CANTON Contract:

Lab Code: TALCAN Case No.: SAS No.: SDG No.: A9C310174

GC Column: RESTEK PEST CLPI ID: 0.53 (mm) Init. Calib. Date(s): 03/10/09 03/10/09

Instrument ID: A2HP10

THE ANALYTICAL SEQUENCE OF PERFORMANCE EVALUATION MIXTURES, BLANKS, SAMPLES, AND STANDARDS IS GIVEN BELOW:

MEAN SURROGATE RT FROM INITIAL CALIBRATION
S1 : 1.22 S2 : 6.79

	CLIENT SAMPLE NO.	LAB SAMPLE ID	DATE ANALYZED	TIME ANALYZED	S1 RT #	S2 RT #
01		G022	04/10/09	1134	1.22	6.79
02		MRL	04/10/09	1149		
03	K9QRQCHK	K9QRQ1AC	04/10/09	1205	1.23	6.79
04	K9QRQCKDUP	K9QRQ1AD	04/10/09	1220	1.23	6.79
05		MRL	04/10/09	1235	1.22	6.79
06		G022	04/10/09	1251	1.22	6.79
07						
08						
09						
10						
11						
12						
13						
14						
15						
16						
17						
18						
19						
20						
21						
22						
23						
24						
25						
26						
27						
28						
29						
30						
31						
32						

QC LIMITS
S1 = TCMX (+/- 0.10 MINUTES)
S2 = DCB (+/- 0.10 MINUTES)

Column used to flag retention time values with an asterisk.
* Values outside of QC limits.

Report Date: 11-Apr-2009 10:03

Calibration History

Method : \\CANSVR11\DD\chem\GCS\a2hp10.i\90410-1.b\PCB10.m
Start Cal Date: 10-MAR-2009 08:46
End Cal Date : 10-MAR-2009 19:15
Last Cal Level: 6
Last Cal Type : Continuing Calibration

Initial Calibration

Injection Date	Sublist	Calibration File
Cal Level: 1 , Cal Amount: 0.05000		
10-MAR-2009 17:59	14-AR1268	\\CANSVR11\DD\chem\GCS\a2hp10.i\903101C-1.b\038F3801.D
10-MAR-2009 16:26	13-AR1262	\\CANSVR11\DD\chem\GCS\a2hp10.i\903101C-1.b\032F3201.D
10-MAR-2009 14:54	12-AR1660TD	\\CANSVR11\DD\chem\GCS\a2hp10.i\903101C-1.b\026F2601.D
10-MAR-2009 13:22	9-AR2154	\\CANSVR11\DD\chem\GCS\a2hp10.i\903101C-1.b\020F2001.D
10-MAR-2009 11:50	3-AR1248	\\CANSVR11\DD\chem\GCS\a2hp10.i\903101C-1.b\014F1401.D
10-MAR-2009 10:18	2-AR1242	\\CANSVR11\DD\chem\GCS\a2hp10.i\903101C-1.b\008F0801.D
10-MAR-2009 08:46	1-AR1232	\\CANSVR11\DD\chem\GCS\a2hp10.i\903101C-1.b\002F0201.D
Cal Level: 2 , Cal Amount: 0.10000		
10-MAR-2009 18:14	14-AR1268	\\CANSVR11\DD\chem\GCS\a2hp10.i\903101C-1.b\039F3901.D
10-MAR-2009 16:42	13-AR1262	\\CANSVR11\DD\chem\GCS\a2hp10.i\903101C-1.b\033F3301.D
10-MAR-2009 15:09	12-AR1660TD	\\CANSVR11\DD\chem\GCS\a2hp10.i\903101C-1.b\027F2701.D
10-MAR-2009 13:38	9-AR2154	\\CANSVR11\DD\chem\GCS\a2hp10.i\903101C-1.b\021F2101.D
10-MAR-2009 12:06	3-AR1248	\\CANSVR11\DD\chem\GCS\a2hp10.i\903101C-1.b\015F1501.D
10-MAR-2009 10:33	2-AR1242	\\CANSVR11\DD\chem\GCS\a2hp10.i\903101C-1.b\009F0901.D
10-MAR-2009 09:01	1-AR1232	\\CANSVR11\DD\chem\GCS\a2hp10.i\903101C-1.b\003F0301.D
Cal Level: 3 , Cal Amount: 0.20000		
10-MAR-2009 18:29	14-AR1268	\\CANSVR11\DD\chem\GCS\a2hp10.i\903101C-1.b\040F4001.D
10-MAR-2009 16:57	13-AR1262	\\CANSVR11\DD\chem\GCS\a2hp10.i\903101C-1.b\034F3401.D
10-MAR-2009 15:25	12-AR1660TD	\\CANSVR11\DD\chem\GCS\a2hp10.i\903101C-1.b\028F2801.D
10-MAR-2009 13:53	9-AR2154	\\CANSVR11\DD\chem\GCS\a2hp10.i\903101C-1.b\022F2201.D
10-MAR-2009 12:21	3-AR1248	\\CANSVR11\DD\chem\GCS\a2hp10.i\903101C-1.b\016F1601.D

10-MAR-2009 10:49	2-AR1242	
\\CANSVR11\DD\chem\GCS\a2hp10.i\903101C-1.b\010F1001.D		
10-MAR-2009 09:17	1-AR1232	
\\CANSVR11\DD\chem\GCS\a2hp10.i\903101C-1.b\004F0401.D		

Cal Level: 4 , Cal Amount: 0.50000		
10-MAR-2009 18:45	14-AR1268	
\\CANSVR11\DD\chem\GCS\a2hp10.i\903101C-1.b\041F4101.D		
10-MAR-2009 17:12	13-AR1262	
\\CANSVR11\DD\chem\GCS\a2hp10.i\903101C-1.b\035F3501.D		
10-MAR-2009 15:40	12-AR1660TD	
\\CANSVR11\DD\chem\GCS\a2hp10.i\903101C-1.b\029F2901.D		
10-MAR-2009 14:08	9-AR2154	
\\CANSVR11\DD\chem\GCS\a2hp10.i\903101C-1.b\023F2301.D		
10-MAR-2009 12:36	3-AR1248	
\\CANSVR11\DD\chem\GCS\a2hp10.i\903101C-1.b\017F1701.D		
10-MAR-2009 11:04	2-AR1242	
\\CANSVR11\DD\chem\GCS\a2hp10.i\903101C-1.b\011F1101.D		
10-MAR-2009 09:32	1-AR1232	
\\CANSVR11\DD\chem\GCS\a2hp10.i\903101C-1.b\005F0501.D		

Cal Level: 5 , Cal Amount: 1.00000		
10-MAR-2009 19:00	14-AR1268	
\\CANSVR11\DD\chem\GCS\a2hp10.i\903101C-1.b\042F4201.D		
10-MAR-2009 17:28	13-AR1262	
\\CANSVR11\DD\chem\GCS\a2hp10.i\903101C-1.b\036F3601.D		
10-MAR-2009 15:56	12-AR1660TD	
\\CANSVR11\DD\chem\GCS\a2hp10.i\903101C-1.b\030F3001.D		
10-MAR-2009 14:24	9-AR2154	
\\CANSVR11\DD\chem\GCS\a2hp10.i\903101C-1.b\024F2401.D		
10-MAR-2009 12:52	3-AR1248	
\\CANSVR11\DD\chem\GCS\a2hp10.i\903101C-1.b\018F1801.D		
10-MAR-2009 11:19	2-AR1242	
\\CANSVR11\DD\chem\GCS\a2hp10.i\903101C-1.b\012F1201.D		
10-MAR-2009 09:47	1-AR1232	
\\CANSVR11\DD\chem\GCS\a2hp10.i\903101C-1.b\006F0601.D		

Cal Level: 6 , Cal Amount: 2.00000		
10-MAR-2009 19:15	14-AR1268	
\\CANSVR11\DD\chem\GCS\a2hp10.i\903101C-1.b\043F4301.D		
10-MAR-2009 17:43	13-AR1262	
\\CANSVR11\DD\chem\GCS\a2hp10.i\903101C-1.b\037F3701.D		
10-MAR-2009 16:11	12-AR1660TD	
\\CANSVR11\DD\chem\GCS\a2hp10.i\903101C-1.b\031F3101.D		
10-MAR-2009 14:39	9-AR2154	
\\CANSVR11\DD\chem\GCS\a2hp10.i\903101C-1.b\025F2501.D		
10-MAR-2009 13:07	3-AR1248	
\\CANSVR11\DD\chem\GCS\a2hp10.i\903101C-1.b\019F1901.D		
10-MAR-2009 11:35	2-AR1242	
\\CANSVR11\DD\chem\GCS\a2hp10.i\903101C-1.b\013F1301.D		
10-MAR-2009 10:03	1-AR1232	
\\CANSVR11\DD\chem\GCS\a2hp10.i\903101C-1.b\007F0701.D		

Continuing Calibration
Ccal Level Mode: GLOBAL LEVEL 4

Data File: \\CANSVR11\dd\chem\GCS\a2hp10.i\90410-1.b\015F1501.D
Report Date: 10-Apr-2009 11:45

TestAmerica North Canton

CONTINUING CALIBRATION COMPOUNDS

Instrument ID: a2hp10.i Injection Date: 10-APR-2009 11:34
Lab File ID: 015F1501.D Init. Cal. Date(s): 10-MAR-2009 10-MAR-2009
Analysis Type: Init. Cal. Times: 08:46 19:15
Lab Sample ID: G022 Quant Type: ESTD
Method: \\CANSVR11\dd\chem\GCS\a2hp10.i\90410-1.b\PCB10.m

COMPOUND	RRF / AMOUNT	RF0.500	MIN RRF	%D / %DRIFT	MAX %D / %DRIFT	CURVE TYPE
$ 1 TCMX	134212553	138999600	0.010	-3.56677	15.00000	Averaged
3 AROCLOR-1016(1)	1327950	1355098	0.010	-2.04434	15.00000	Averaged
(2)	2029181	1982822	0.010	2.28459	15.00000	Averaged
(3)	3432122	3389146	0.010	1.25217	15.00000	Averaged
(4)	1713359	1661428	0.010	3.03095	15.00000	Averaged
(5)	1441106	1367108	0.010	5.13479	15.00000	Averaged
8 AROCLOR-1260(1)	5179546	5376054	0.010	-3.79393	15.00000	Averaged
(2)	9347870	10503652	0.010	-12.36412	15.00000	Averaged
(3)	8770253	9395790	0.010	-7.13248	15.00000	Averaged
(4)	12049042	12723084	0.010	-5.59416	15.00000	Averaged
(5)	5922779	5741048	0.010	3.06834	15.00000	Averaged
$ 12 DCB	96667810	98138080	0.010	-1.52095	15.00000	Averaged

TestAmerica North Canton

PCB 8082/608

Data file : \\CANSVR11\dd\chem\GCS\a2hp10.i\90410-1.b\015F1501.D
Lab Smp Id: G022
Inj Date : 10-APR-2009 11:34
Operator : Inst ID: a2hp10.i
Smp Info : G022,,2
Misc Info : 12-AR1660TD.SUB
Comment   :
Method   : \\CANSVR11\dd\chem\GCS\a2hp10.i\90410-1.b\PCB10.m
Meth Date : 10-Apr-2009 11:45 Quant Type: ESTD
Cal Date : 10-MAR-2009 19:15 Cal File: 043F4301.D
Als bottle: 15 Continuing Calibration Sample
Dil Factor: 1.00000
Integrator: Falcon Compound Sublist: 12-AR1660TD.SUB
Target Version: 4.14 Sample Matrix: None
Processing Host: CANSVR11

				AMOUNTS			
				CAL-AMT	ON-COL		
RT	EXP RT	DLT RT	RESPONSE	(ng)	(ng)	TARGET RANGE	RATIO
$ 1 TCMX					CAS #: 877-09-8		
1.222	1.222	0.000	3474990	0.02500	0.02589		
3 AROCLOR-1016					CAS #: 12674-11-2		
1.524	1.524	0.000	677549	0.50000	0.5102	80.00- 120.00	100.00
1.838	1.838	0.000	991411	0.50000	0.4886	109.74- 182.90	146.32
2.269	2.269	0.000	1694573	0.50000	0.4937	187.58- 312.63	250.10
2.399	2.399	0.000	830714	0.50000	0.4848	91.95- 153.26	122.61
2.808	2.808	0.000	683554	0.50000	0.4743	75.66- 126.11	100.89
	Average of Peak Amounts =				0.49032		
8 AROCLOR-1260					CAS #: 11096-82-5		
4.061	4.061	0.000	2688027	0.50000	0.5190	80.00- 120.00	100.00
4.359	4.359	0.000	5251826	0.50000	0.5618	146.53- 244.22	195.38
4.641	4.641	0.000	4697895	0.50000	0.5357	131.08- 218.46	174.77
5.349	5.349	0.000	6361542	0.50000	0.5280	177.50- 295.83	236.66
5.634	5.634	0.000	2870524	0.50000	0.4846	80.09- 133.49	106.79
	Average of Peak Amounts =				0.52582		
$ 12 DCB					CAS #: 2051-24-3		
6.788	6.788	0.000	2453452	0.02500	0.02538		

Data File: \\cansvr11\dd\chem\GCS\a2hp10.i\90410-1.b\015F1501.D
Date : 10-APR-2009 11:34
Client ID:
Sample Info: G022,,2

Instrument: a2hp10.i
Operator:
Column phase: restek pest clpI
Column diameter: 0.53

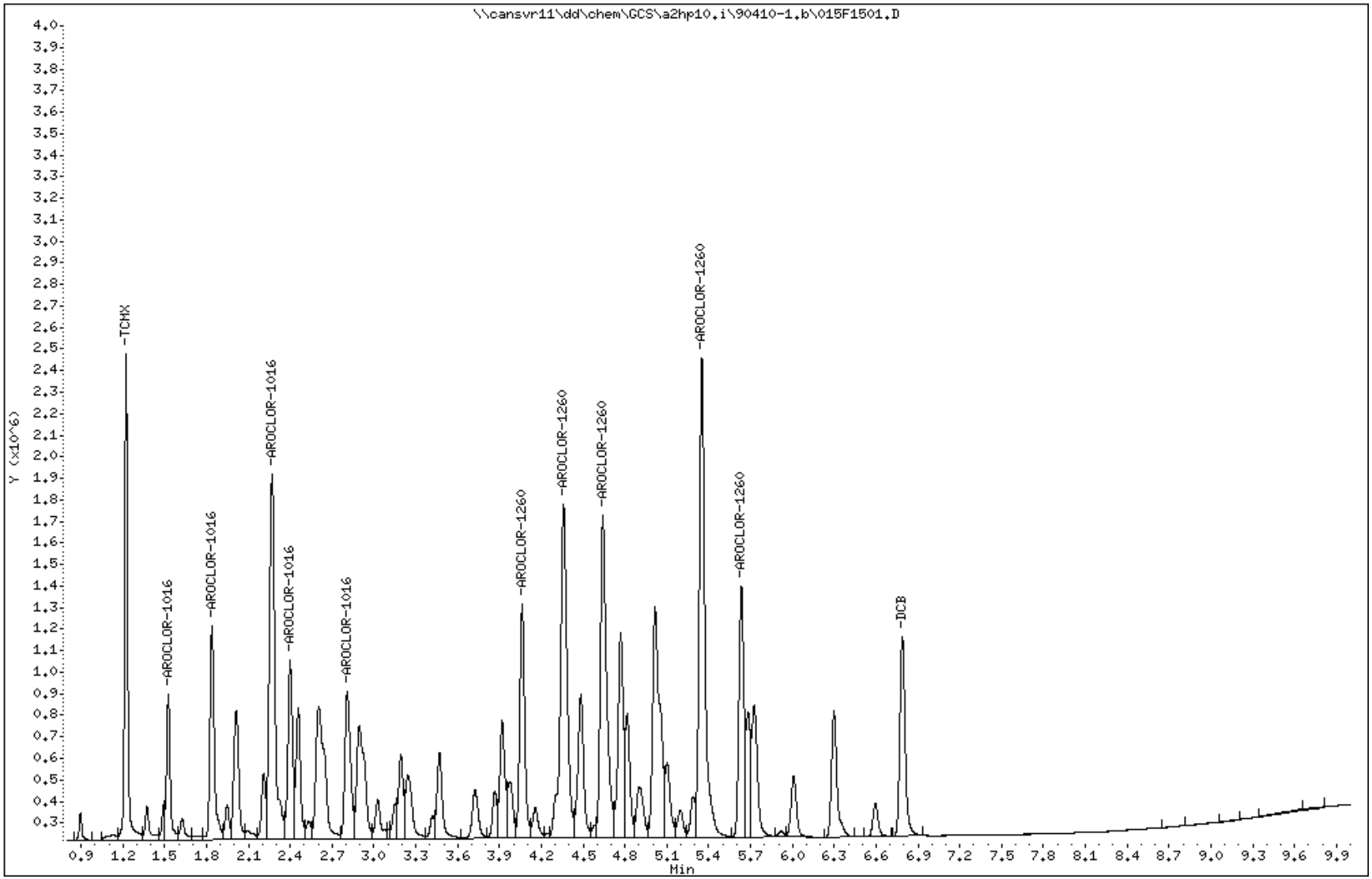

Data File: \\cansvr11\dd\chem\GCS\a2hp10.i\90410-1.b\016F1601.D
Report Date: 10-Apr-2009 12:07

TestAmerica North Canton

RECOVERY REPORT

Client Name: Client SDG: SDGa00320
Sample Matrix: LIQUID Fraction: SV
Lab Smp Id: MRL
Level: LOW Operator:
Data Type: GC MULTI COMP SampleType: MRL
SpikeList File: MRL.spk Quant Type: ESTD
Sublist File: mrl.sub
Method File: \\CANSVR11\dd\chem\GCS\a2hp10.i\90410-1.b\PCB10.m
Misc Info:

SPIKE COMPOUND	AMOUNT ADDED ng	AMOUNT RECOVERED ng	% RECOVERED	LIMITS
3 AROCLOR-1016	0.05000	0.05749	114.99	70-130
8 AROCLOR-1260	0.05000	0.05745	114.90	70-130

Data File: \\cansvr11\dd\chem\GCS\a2hp10.i\90410-1.b\016F1601.D
Report Date: 10-Apr-2009 12:07

TestAmerica North Canton

PCB 8082/608

Data file : \\cansvr11\dd\chem\GCS\a2hp10.i\90410-1.b\016F1601.D
Lab Smp Id: MRL
Inj Date : 10-APR-2009 11:49
Operator : Inst ID: a2hp10.i
Smp Info : MRL
Misc Info :
Comment :
Method : \\CANSVR11\dd\chem\GCS\a2hp10.i\90410-1.b\PCB10.m
Meth Date : 10-Apr-2009 11:45 Quant Type: ESTD
Cal Date : 10-MAR-2009 19:15 Cal File: 043F4301.D
Als bottle: 16 QC Sample: MRL
Dil Factor: 1.00000
Integrator: Falcon Compound Sublist: mrl.sub
Target Version: 4.14 Sample Matrix: WATER
Processing Host: CANPGCSV21

Concentration Formula: Amt * DF * Vt/Vo * CpndVariable

Name	Value	Description
DF	1.000	Dilution Factor
Vt	1000.000	final volume
Vo	1000.000	intitial volume
Cpnd Variable		Local Compound Variable

RT	EXP RT	DLT RT	RESPONSE	CONCENTRATIONS ON-COL (ng)	FINAL (ug/L)	TARGET RANGE	RATIO
3 AROCLOR-1016					CAS #: 12674-11-2		
1.525	1.524	0.001	82699	0.06228	0.06228	80.00- 120.00	100.00
1.838	1.838	0.000	119746	0.05901	0.05901	109.74- 182.90	144.80
2.269	2.269	0.000	192250	0.05601	0.05601	187.58- 312.63	232.47
2.398	2.399	-0.001	96521	0.05633	0.05633	91.95- 153.26	116.71
2.807	2.808	-0.001	77586	0.05384	0.05384	75.66- 126.11	93.82
Average of Peak Concentrations =				0.05749			
8 AROCLOR-1260					CAS #: 11096-82-5		
4.062	4.061	0.001	310635	0.05997	0.05997	80.00- 120.00	100.00
4.359	4.359	0.000	579288	0.06197	0.06197	146.53- 244.22	186.49
4.640	4.641	-0.001	455882	0.05198	0.05198	131.08- 218.46	146.76
5.349	5.349	0.000	689840	0.05725	0.05725	177.50- 295.83	222.07
5.632	5.634	-0.002	332044	0.05606	0.05606	80.09- 133.49	106.89
Average of Peak Concentrations =				0.05745			

Data File: \\cansvr11\dd\chem\GCS\a2hp10.i\90410-1.b\016F1601.D
Date : 10-APR-2009 11:49
Client ID:
Instrument: a2hp10.i
Sample Info: MRL
Purge Volume: 1000.0
Operator:
Column phase: restek pest clpI
Column diameter: 0.53

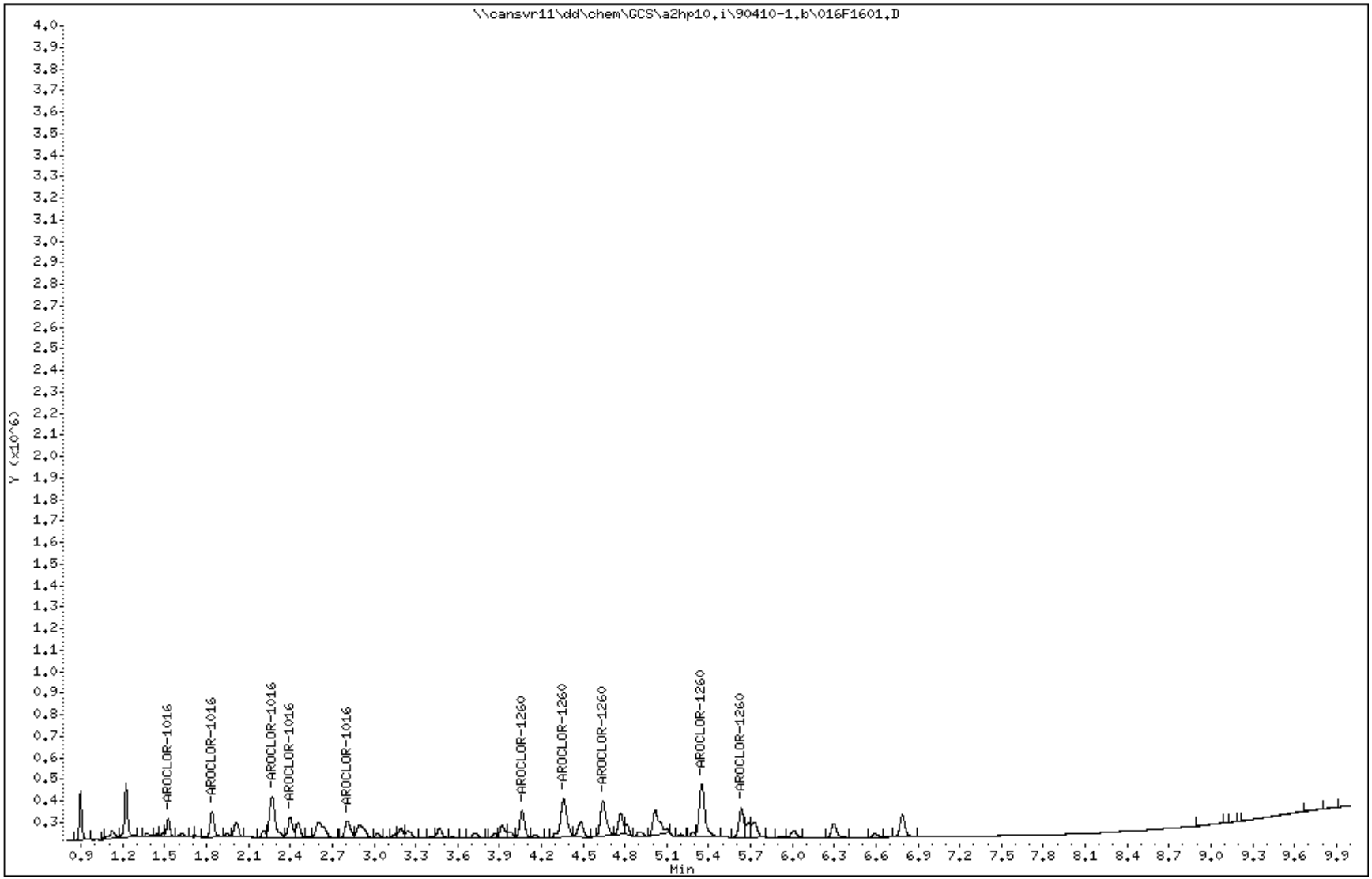

Data File: \\cansvr11\dd\chem\GCS\a2hp10.i\90410-1.b\019F1901.D
Report Date: 10-Apr-2009 13:01

TestAmerica North Canton

RECOVERY REPORT

Client Name: Client SDG: SDGa00320
Sample Matrix: LIQUID Fraction: SV
Lab Smp Id: GO22
Level: LOW Operator:
Data Type: GC MULTI COMP SampleType: MRL
SpikeList File: MRL.spk Quant Type: ESTD
Sublist File: mrl.sub
Method File: \\CANSVR11\dd\chem\GCS\a2hp10.i\90410-1.b\PCB10.m
Misc Info: 12-AR1660TD.SUB

SPIKE COMPOUND	AMOUNT ADDED ng	AMOUNT RECOVERED ng	% RECOVERED	LIMITS
3 AROCLOR-1016	0.05000	0.05732	114.65	70-130
8 AROCLOR-1260	0.05000	0.06029	120.57	70-130

Data File: \\cansvr11\dd\chem\GCS\a2hp10.i\90410-1.b\019F1901.D
Report Date: 10-Apr-2009 13:06

TestAmerica North Canton

PCB 8082/608

Data file : \\cansvr11\dd\chem\GCS\a2hp10.i\90410-1.b\019F1901.D
Lab Smp Id: MRL
Inj Date : 10-APR-2009 12:35
Operator : Inst ID: a2hp10.i
Smp Info : MRL
Misc Info : 12-AR1660TD.SUB
Comment :
Method : \\CANSVR11\dd\chem\GCS\a2hp10.i\90410-1.b\PCB10.m
Meth Date : 10-Apr-2009 13:06 BolgrinD Quant Type: ESTD
Cal Date : 10-MAR-2009 19:15 Cal File: 043F4301.D
Als bottle: 19 Continuing Calibration Sample
Dil Factor: 1.00000
Integrator: Falcon Compound Sublist: 12-AR1660TD.SUB
Target Version: 4.14 Sample Matrix: WATER
Processing Host: CANPGCSV21

Concentration Formula: Amt * DF * Vt/Vo * CpndVariable

Name	Value	Description
DF	1.000	Dilution Factor
Vt	1000.000	final volume
Vo	1000.000	intitial volume
Cpnd Variable		Local Compound Variable

				AMOUNTS				
				CAL-AMT	ON-COL			
RT	EXP RT	DLT RT	RESPONSE	(ng)	(ng)	TARGET RANGE		RATIO
$ 1 TCMX						CAS #: 877-09-8		
1.222	1.222	0.000	383332	0.02500	0.002856			
3 AROCLOR-1016						CAS #: 12674-11-2		
1.524	1.524	0.000	83746	0.50000	0.06306	80.00-	120.00	100.00
1.837	1.837	0.000	118450	0.50000	0.05837	106.08-	176.80	141.44
2.268	2.268	0.000	190717	0.50000	0.05557	170.80-	284.67	227.73
2.397	2.397	0.000	95399	0.50000	0.05568	85.44-	142.39	113.91
2.807	2.807	0.000	77728	0.50000	0.05394	69.61-	116.02	92.81
Average of Peak Amounts =					0.05732			
8 AROCLOR-1260						CAS #: 11096-82-5		
4.061	4.061	0.000	308730	0.50000	0.05960	80.00-	120.00	100.00
4.358	4.358	0.000	599267	0.50000	0.06411	145.58-	242.63	194.11
4.640	4.640	0.000	527867	0.50000	0.06019	128.24-	213.73	170.98
5.350	5.350	0.000	721214	0.50000	0.05986	175.21-	292.01	233.61
5.632	5.632	0.000	341592	0.50000	0.05767	82.98-	138.31	110.64
Average of Peak Amounts =					0.06029			

```
--------------------------------------------------------------------------------
$  12 DCB                                        CAS #: 2051-24-3
6.787    6.787    0.000          274475 0.02500  0.002839
--------------------------------------------------------------------------------
```

Data File: \\CANSVR11\DD\chem\GCS\a2hp10.i\90410-1.b\019F1901.D
Date : 10-APR-2009 12:35
Client ID:
Instrument: a2hp10.i
Sample Info: MRL
Purge Volume: 1000.0
Operator:
Column phase: restek pest clpI
Column diameter: 0.53

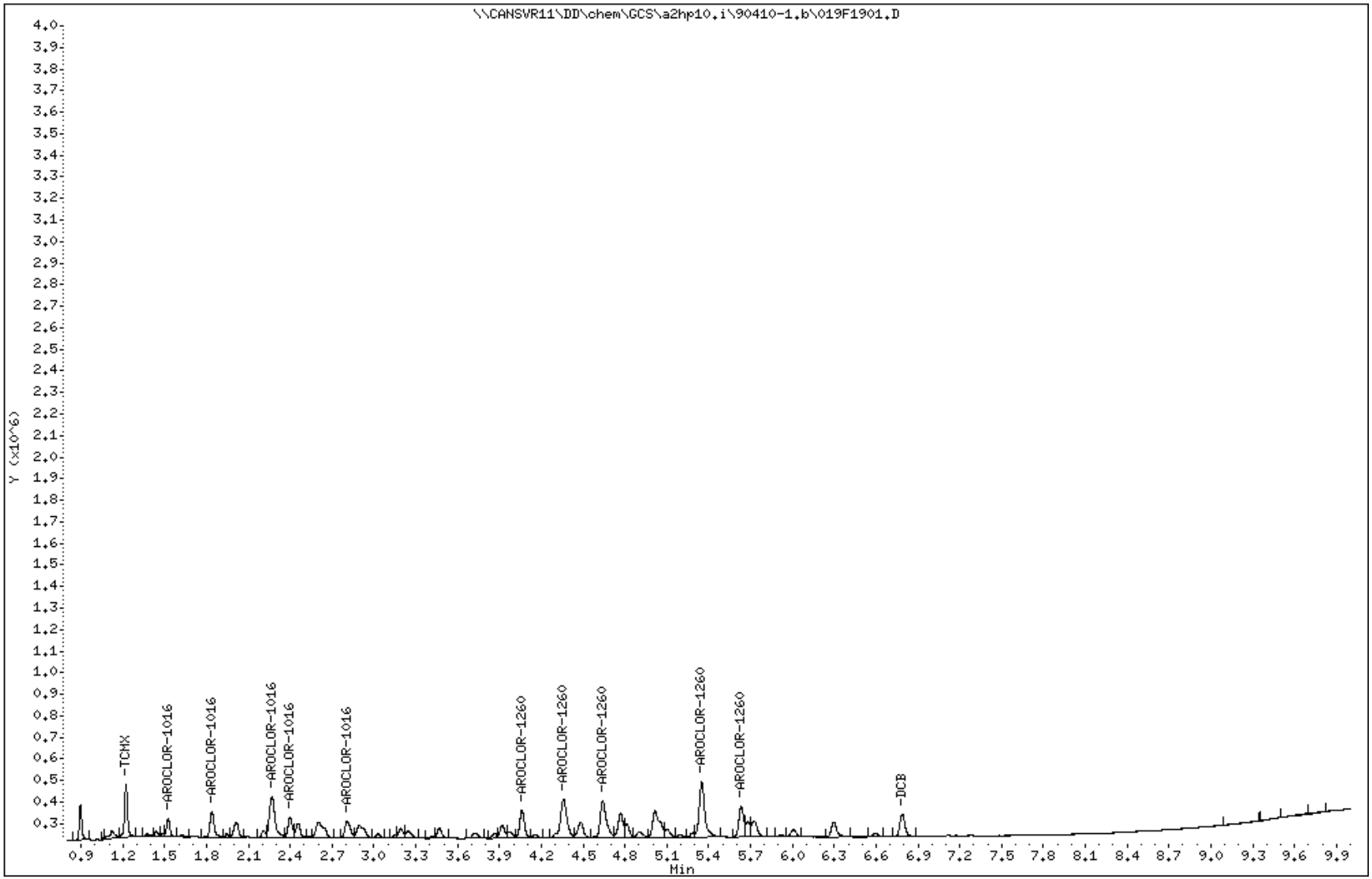

Data File: \\cansvr11\dd\chem\GCS\a2hp10.i\90410-1.b\020F2001.D
Report Date: 10-Apr-2009 13:06

TestAmerica North Canton

CONTINUING CALIBRATION COMPOUNDS

Instrument ID: a2hp10.i Injection Date: 10-APR-2009 12:51
Lab File ID: 020F2001.D Init. Cal. Date(s): 10-MAR-2009 10-MAR-2009
Analysis Type: Init. Cal. Times: 08:46 19:15
Lab Sample ID: G022 Quant Type: ESTD
Method: \\CANSVR11\dd\chem\GCS\a2hp10.i\90410-1.b\PCB10.m

COMPOUND	RRF / AMOUNT	RF0.500	MIN RRF	%D / %DRIFT	MAX %D / %DRIFT	CURVE TYPE
$ 1 TCMX	134212553	136643400	0.010	-1.81119	15.00000	Averaged
3 AROCLOR-1016(1)	1327950	1330890	0.010	-0.22138	15.00000	Averaged
(2)	2029181	1937852	0.010	4.50076	15.00000	Averaged
(3)	3432122	3311536	0.010	3.51345	15.00000	Averaged
(4)	1713359	1614928	0.010	5.74492	15.00000	Averaged
(5)	1441106	1322284	0.010	8.24518	15.00000	Averaged
8 AROCLOR-1260(1)	5179546	5255258	0.010	-1.46176	15.00000	Averaged
(2)	9347870	10299142	0.010	-10.17635	15.00000	Averaged
(3)	8770253	9209724	0.010	-5.01092	15.00000	Averaged
(4)	12049042	13054792	0.010	-8.34714	15.00000	Averaged
(5)	5922779	6099110	0.010	-2.97717	15.00000	Averaged
$ 12 DCB	96667810	102533640	0.010	-6.06803	15.00000	Averaged

Data File: \\cansvr11\dd\chem\GCS\a2hp10.i\90410-1.b\020F2001.D
Report Date: 10-Apr-2009 13:06

TestAmerica North Canton

PCB 8082/608

Data file : \\cansvr11\dd\chem\GCS\a2hp10.i\90410-1.b\020F2001.D
Lab Smp Id: G022
Inj Date : 10-APR-2009 12:51
Operator : Inst ID: a2hp10.i
Smp Info : G022,,2
Misc Info :
Comment :
Method : \\CANSVR11\dd\chem\GCS\a2hp10.i\90410-1.b\PCB10.m
Meth Date : 10-Apr-2009 13:06 BolgrinD Quant Type: ESTD
Cal Date : 10-MAR-2009 19:15 Cal File: 043F4301.D
Als bottle: 20 Continuing Calibration Sample
Dil Factor: 1.00000
Integrator: Falcon Compound Sublist: 12-AR1660td.sub
Target Version: 4.14 Sample Matrix: None
Processing Host: CANPGCSV21

				AMOUNTS			
				CAL-AMT	ON-COL		
RT	EXP RT	DLT RT	RESPONSE	(ng)	(ng)	TARGET RANGE	RATIO
$ 1 TCMX					CAS #: 877-09-8		
1.221	1.221	0.000	3416085	0.02500	0.02545		
3 AROCLOR-1016					CAS #: 12674-11-2		
1.524	1.524	0.000	665445	0.50000	0.5011	80.00- 120.00	100.00
1.838	1.838	0.000	968926	0.50000	0.4775	109.20- 182.01	145.61
2.268	2.268	0.000	1655768	0.50000	0.4824	186.62- 311.03	248.82
2.398	2.398	0.000	807464	0.50000	0.4713	91.01- 151.68	121.34
2.807	2.807	0.000	661142	0.50000	0.4588	74.52- 124.19	99.35
	Average of Peak Amounts =				0.47822		
8 AROCLOR-1260					CAS #: 11096-82-5		
4.061	4.061	0.000	2627629	0.50000	0.5073	80.00- 120.00	100.00
4.358	4.358	0.000	5149571	0.50000	0.5509	146.98- 244.97	195.98
4.639	4.639	0.000	4604862	0.50000	0.5250	131.44- 219.06	175.25
5.350	5.350	0.000	6527396	0.50000	0.5417	186.31- 310.52	248.41
5.633	5.633	0.000	3049555	0.50000	0.5149	87.04- 145.07	116.06
	Average of Peak Amounts =				0.52796		
$ 12 DCB					CAS #: 2051-24-3		
6.788	6.788	0.000	2563341	0.02500	0.02652		

Data File: \\cansvr11\dd\chem\GCS\a2hp10.i\90410-1.b\020F2001.D
Date : 10-APR-2009 12:51
Client ID:
Sample Info: G022,,2

Instrument: a2hp10.i
Operator:
Column phase: restek pest clpI
Column diameter: 0.53

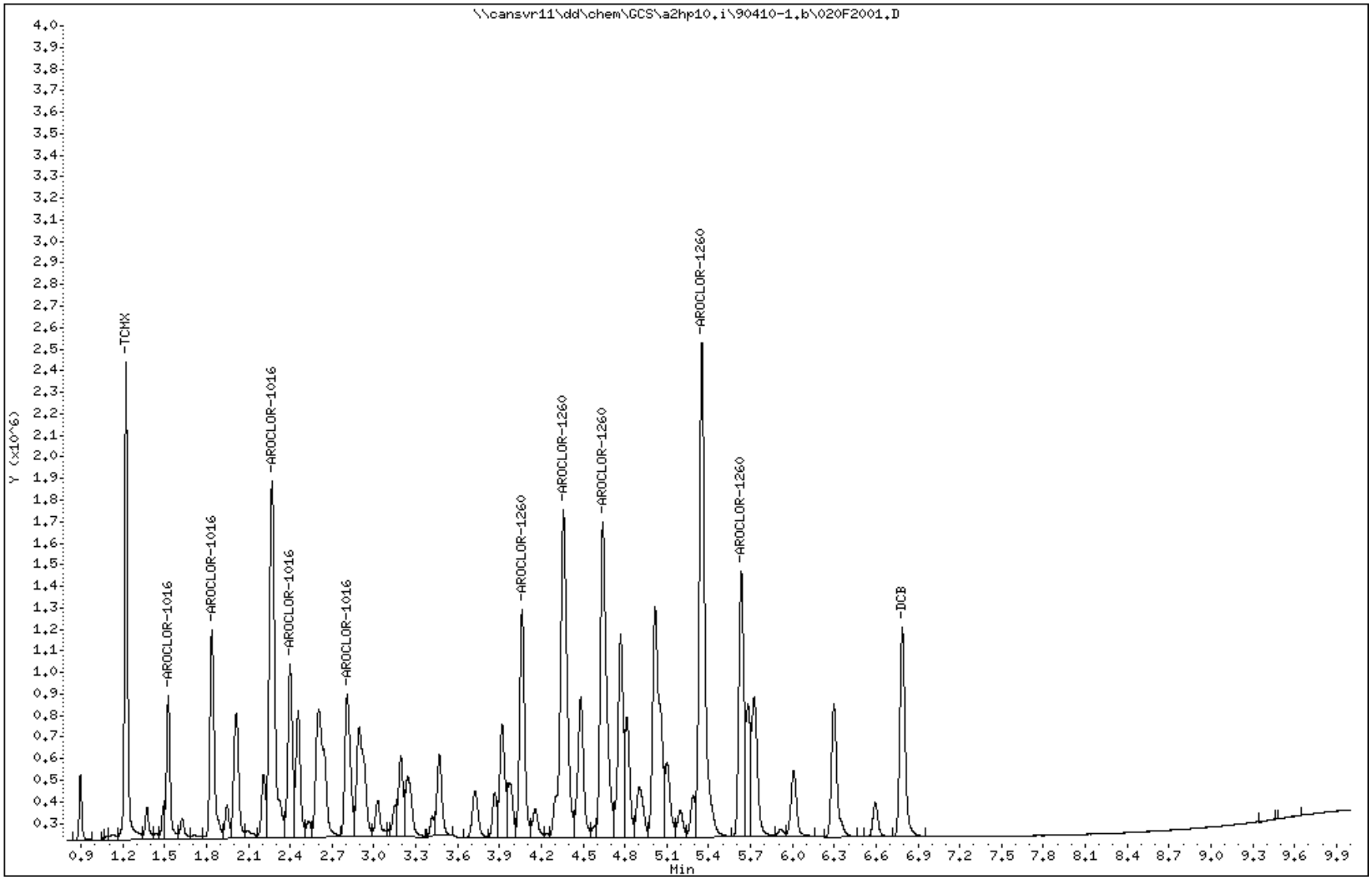

Data File: \\CANSVR11\DD\chem\GCS\a2hp10.i\90401-1.b\059F5901.D
Report Date: 02-Apr-2009 10:41

TestAmerica North Canton

PCB 8082/608

Data file : \\CANSVR11\DD\chem\GCS\a2hp10.i\90401-1.b\059F5901.D
Lab Smp Id: 1232 5ML MDL
Inj Date : 01-APR-2009 22:05
Operator : Inst ID: a2hp10.i
Smp Info : 1232 5ML MDL
Misc Info : 1-AR1232.SUB TV=0.2UG/L
Comment :
Method : \\CANSVR11\DD\chem\GCS\a2hp10.i\90401-1.b\PCB10.m
Meth Date : 02-Apr-2009 10:02 hassl Quant Type: ESTD
Cal Date : 10-MAR-2009 19:15 Cal File: 043F4301.D
Als bottle: 59
Dil Factor: 1.00000
Integrator: Falcon Compound Sublist: 1-AR1232.sub
Target Version: 4.14 Sample Matrix: WATER

Concentration Formula: Amt * DF * Vt/Vo * CpndVariable

Name	Value	Description
DF	1.000	Dilution Factor
Vt	5000.000	final volume
Vo	1000.000	intitial volume
Cpnd Variable		Local Compound Variable

				CONCENTRATIONS ON-COL (ng)	FINAL (ug/L)	TARGET RANGE	RATIO
4 AROCLOR-1232			CAS #: 11141-16-5				
1.528	1.523	0.005	85811	0.06161	0.3080	80.00- 120.00	100.00(M)
1.840	1.837	0.003	37027	0.04199	0.2100	47.83- 79.72	43.15
2.270	2.267	0.003	68366	0.04641	0.2320	82.96- 138.26	79.67
2.398	2.396	0.002	29246	0.03935	0.1967	40.76- 67.93	34.08
2.810	2.804	0.006	26797	0.04775	0.2388	31.21- 52.01	31.23
Average of Peak Concentrations =					0.2371		

QC Flag Legend

M - Compound response manually integrated.

Data File: \\CANSVR11\DD\chem\GCS\a2hp10.i\90401-1.b\059F5901.D
Date : 01-APR-2009 22:05
Client ID:
Instrument: a2hp10.i
Sample Info: 1232 5ML MDL
Purge Volume: 1000.0
Operator:
Column phase: restek pest clpI
Column diameter: 0.53

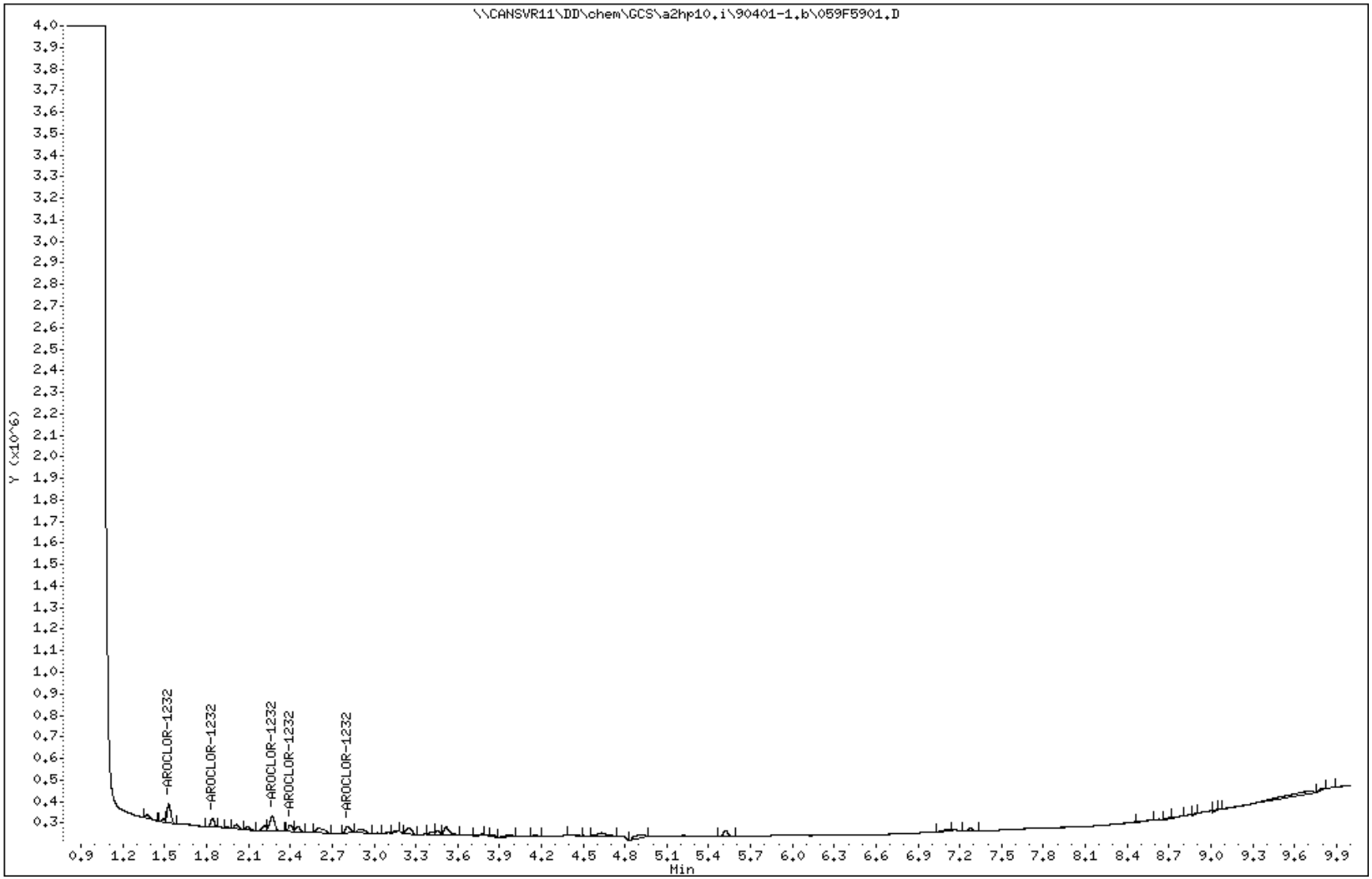

Data File Name: 059F5901.D
Inj. Date and Time: 01-APR-2009 22:05
Instrument ID: a2hp10.i
Client ID:
Compound Name: AROCLOR-1232
CAS #: 11141-16-5
Report Date: 04/02/2009

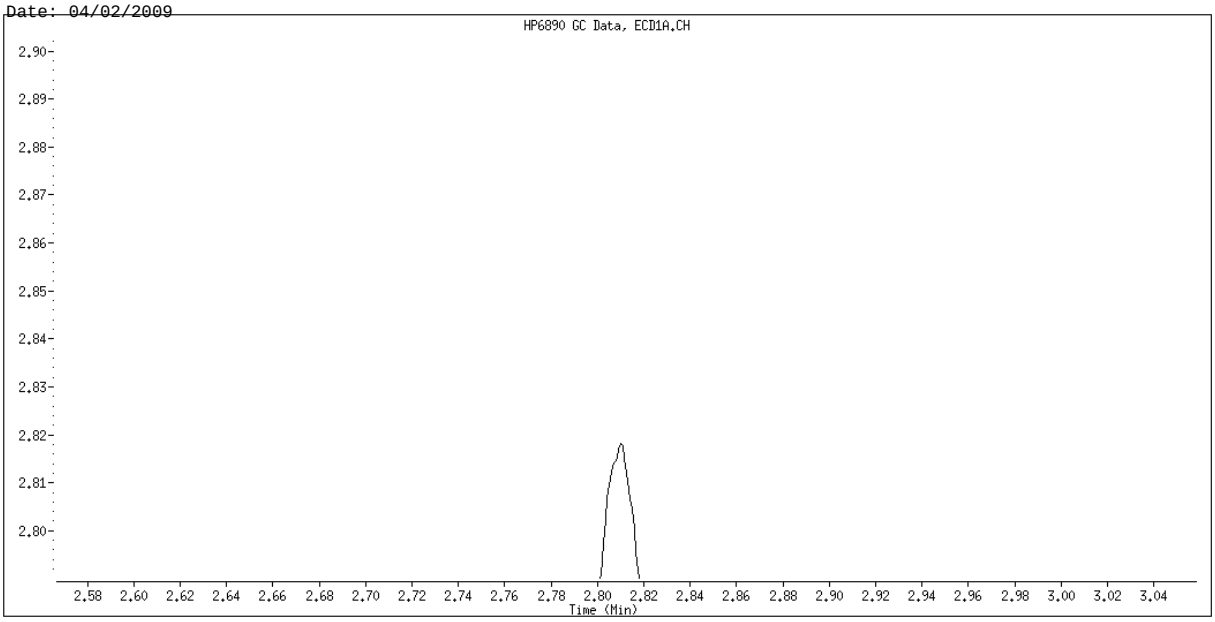

Original Integration

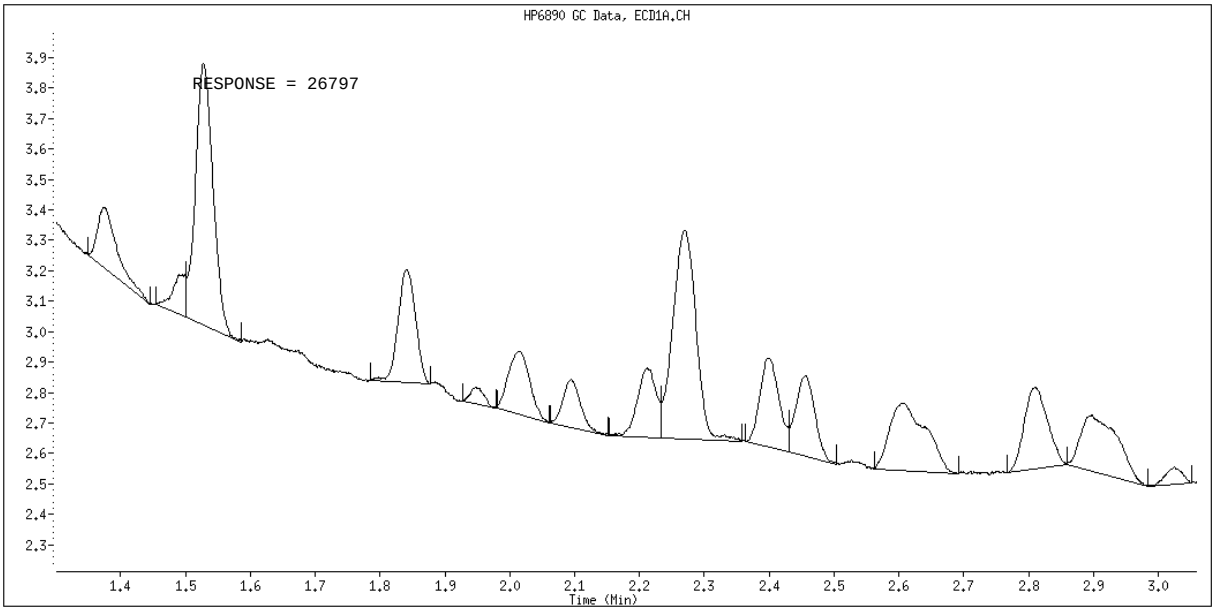

Manual Integration

Manually Integrated By: hassl
Manual Integration Reason: Manually Assigned

Data File: \\CANSVR11\DD\chem\GCS\a2hp10.i\90401-1.b\060F6001.D
Report Date: 02-Apr-2009 10:42

TestAmerica North Canton

PCB 8082/608

Data file : \\CANSVR11\DD\chem\GCS\a2hp10.i\90401-1.b\060F6001.D
Lab Smp Id: 1242 5ML MDL
Inj Date : 01-APR-2009 22:20
Operator : Inst ID: a2hp10.i
Smp Info : 1242 5ML MDL
Misc Info : 2-AR1242.SUB TV=0.4UG/L
Comment :
Method : \\CANSVR11\DD\chem\GCS\a2hp10.i\90401-1.b\PCB10.m
Meth Date : 02-Apr-2009 10:02 hassl Quant Type: ESTD
Cal Date : 10-MAR-2009 19:15 Cal File: 043F4301.D
Als bottle: 60
Dil Factor: 1.00000
Integrator: Falcon Compound Sublist: 2-AR1242.sub
Target Version: 4.14 Sample Matrix: WATER

Concentration Formula: Amt * DF * Vt/Vo * CpndVariable

Name	Value	Description
DF	1.000	Dilution Factor
Vt	5000.000	final volume
Vo	1000.000	intitial volume
Cpnd Variable		Local Compound Variable

				CONCENTRATIONS ON-COL (ng)	FINAL (ug/L)	TARGET RANGE	RATIO
5 AROCLOR-1242					CAS #: 53469-21-9		
1.526	1.523	0.003	250678	0.12920	0.6460	80.00- 120.00	100.00(M)
1.840	1.836	0.004	270640	0.07873	0.3936	137.20- 228.67	107.96
2.269	2.265	0.004	523383	0.07715	0.3857	285.65- 476.08	208.79
2.398	2.395	0.003	219288	0.07207	0.3603	124.50- 207.51	87.48
2.808	2.804	0.004	258274	0.08691	0.4345	121.90- 203.17	103.03
Average of Peak Concentrations =					0.4440		

QC Flag Legend

M - Compound response manually integrated.

Data File: \\CANSVR11\DD\chem\GCS\a2hp10.i\90401-1.b\060F6001.D
Date : 01-APR-2009 22:20
Client ID:
Instrument: a2hp10.i
Sample Info: 1242 5ML MDL
Purge Volume: 1000.0
Operator:
Column phase: restek pest clpI
Column diameter: 0.53

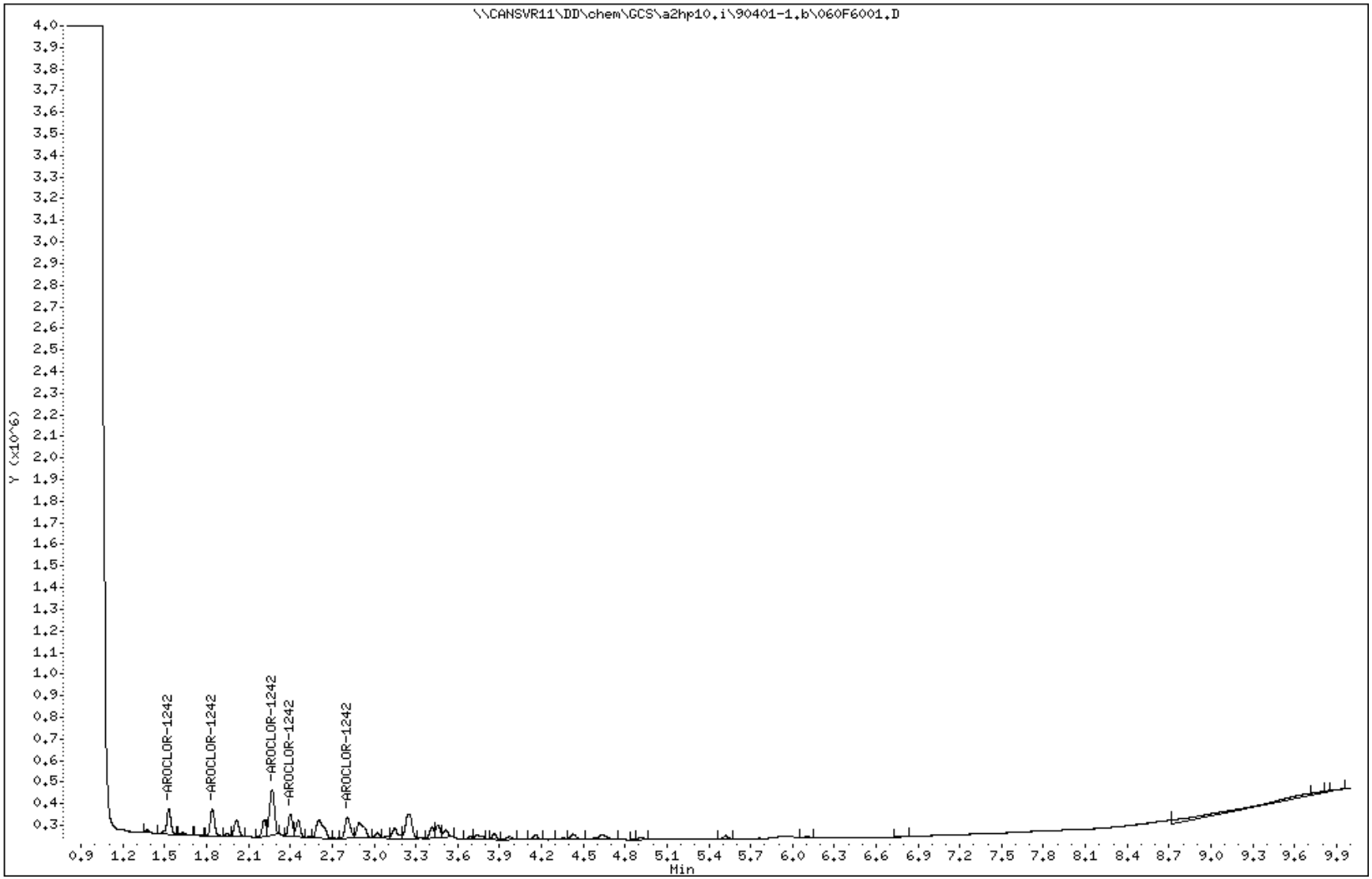

Data File Name: 060F6001.D
Inj. Date and Time: 01-APR-2009 22:20
Instrument ID: a2hp10.i
Client ID:
Compound Name: AROCLOR-1242
CAS #: 53469-21-9
Report Date: 04/02/2009

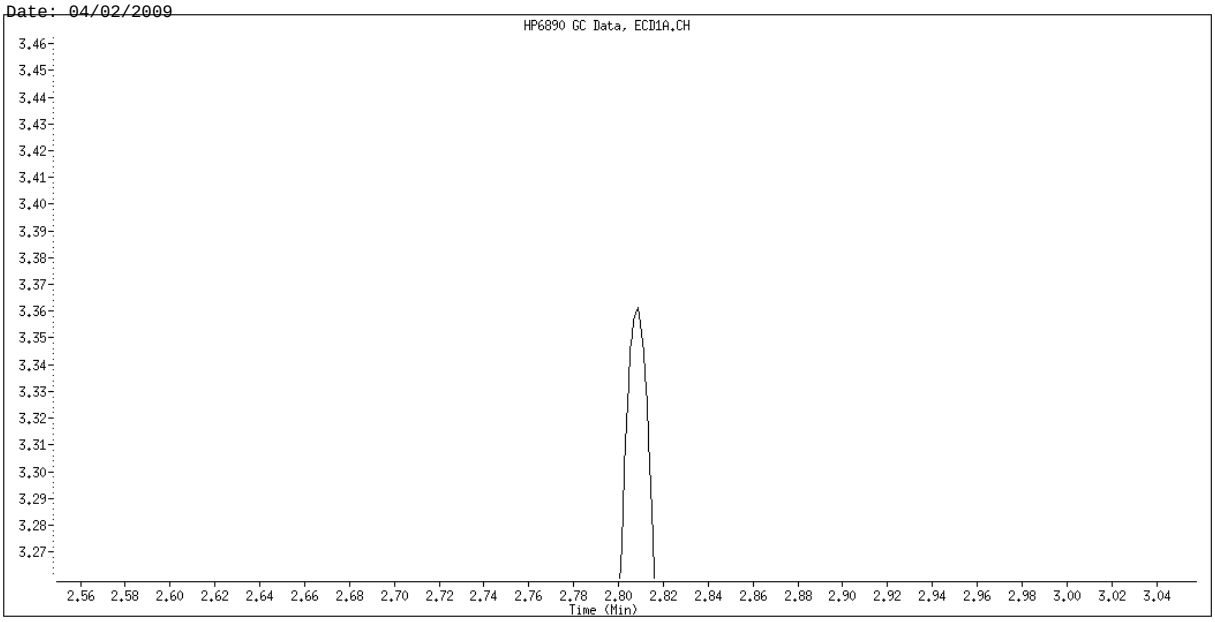

Original Integration

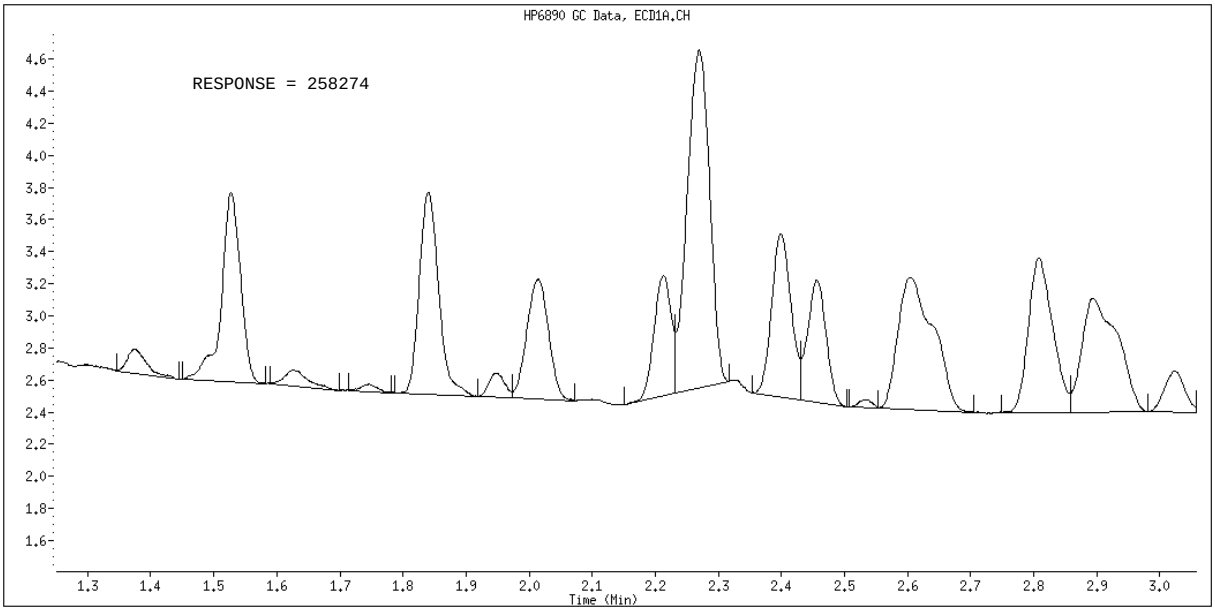

Manual Integration

Manually Integrated By: hassl
Manual Integration Reason: Manually Assigned

Data File: \\CANSVR11\DD\chem\GCS\a2hp10.i\90403-1.b\016F1601.D
Report Date: 06-Apr-2009 13:26

TestAmerica North Canton

PCB 8082/608

Data file : \\CANSVR11\DD\chem\GCS\a2hp10.i\90403-1.b\016F1601.D
Lab Smp Id: 1248 5ML MDL
Inj Date : 03-APR-2009 14:19
Operator : Inst ID: a2hp10.i
Smp Info : 1248 5ML MDL
Misc Info : 3-AR1248.SUB TV=0.2ug/l
Comment :
Method : \\CANSVR11\dd\chem\GCS\a2hp10.i\90403-1.b\PCB10.m
Meth Date : 06-Apr-2009 09:30 bolgrind Quant Type: ESTD
Cal Date : 10-MAR-2009 19:15 Cal File: 043F4301.D
Als bottle: 16
Dil Factor: 1.00000
Integrator: Falcon Compound Sublist: 3-AR1248.SUB
Target Version: 4.14 Sample Matrix: WATER
Processing Host: CANPMSV21

Concentration Formula: Amt * DF * Vt/Vo * CpndVariable

Name	Value	Description
DF	1.000	Dilution Factor
Vt	5000.000	final volume
Vo	1000.000	intitial volume
Cpnd Variable		Local Compound Variable

RT	EXP RT	DLT RT	RESPONSE	CONCENTRATIONS ON-COL (ng)	FINAL (ug/L)	TARGET RANGE	RATIO
6 AROCLOR-1248					CAS #: 12672-29-6		
1.840	1.839	0.001	29076	0.03569	0.1784	80.00- 120.00	100.00(M)
2.269	2.268	0.001	77323	0.04559	0.2279	164.63- 274.38	265.93
2.810	2.808	0.002	86208	0.04750	0.2375	171.44- 285.74	296.49
3.461	3.461	0.000	63219	0.04397	0.2199	144.39- 240.65	217.43
3.864	3.867	-0.003	41349	0.04174	0.2087	96.62- 161.03	142.21
		Average of Peak Concentrations =			0.2145		

QC Flag Legend

M - Compound response manually integrated.

Data File: \\CANSVR11\DD\chem\GCS\a2hp10.i\90403-1.b\016F1601.D
Date : 03-APR-2009 14:19
Client ID:
Instrument: a2hp10.i
Sample Info: 1248 5ML MDL
Purge Volume: 1000.0
Operator:
Column phase: restek pest clpI
Column diameter: 0.53

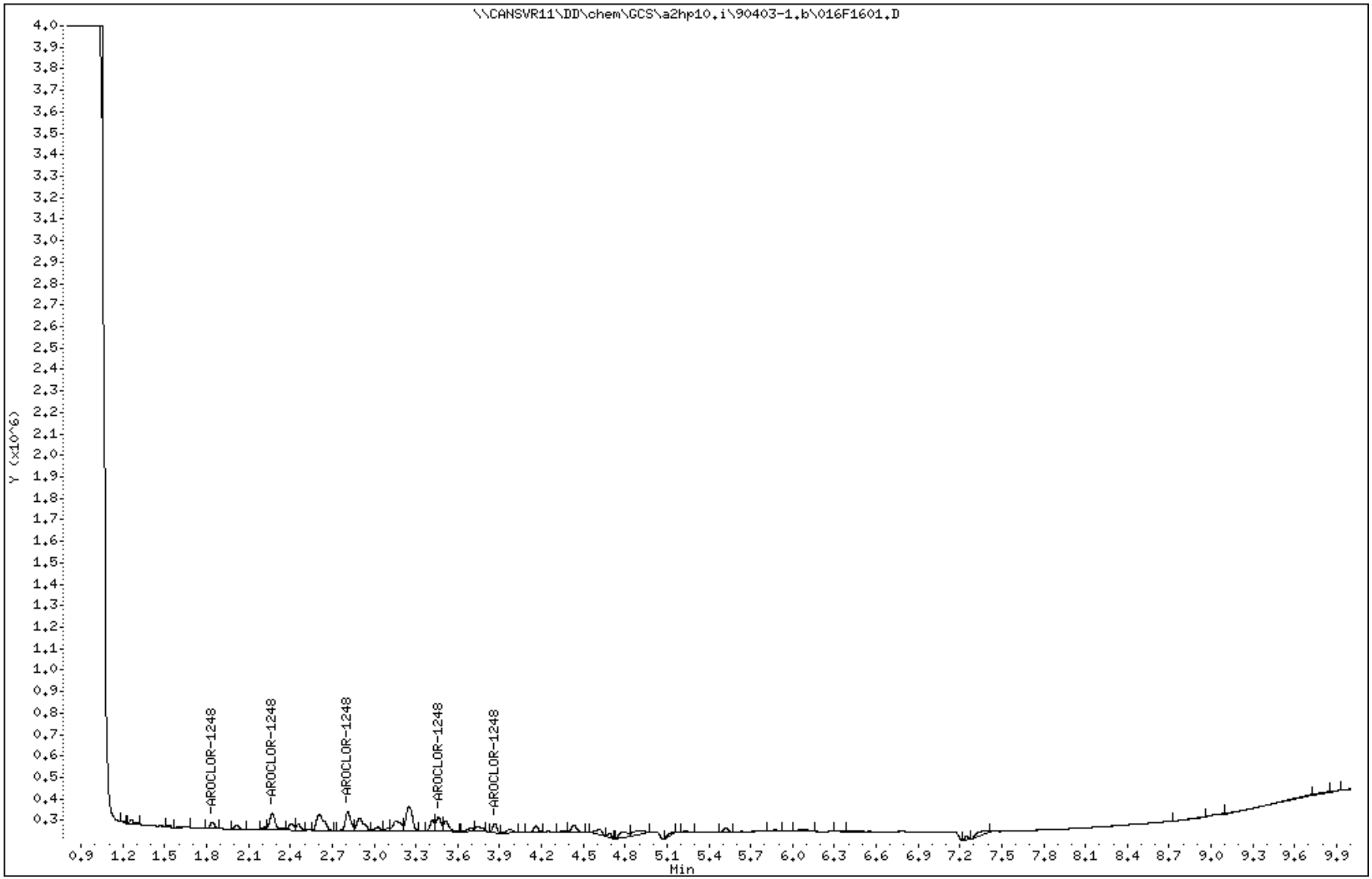

Data File Name: 016F1601.D
Inj. Date and Time: 03-APR-2009 14:19
Instrument ID: a2hp10.i
Client ID:
Compound Name: AROCLOR-1248
CAS #: 12672-29-6
Report Date: 04/06/2009

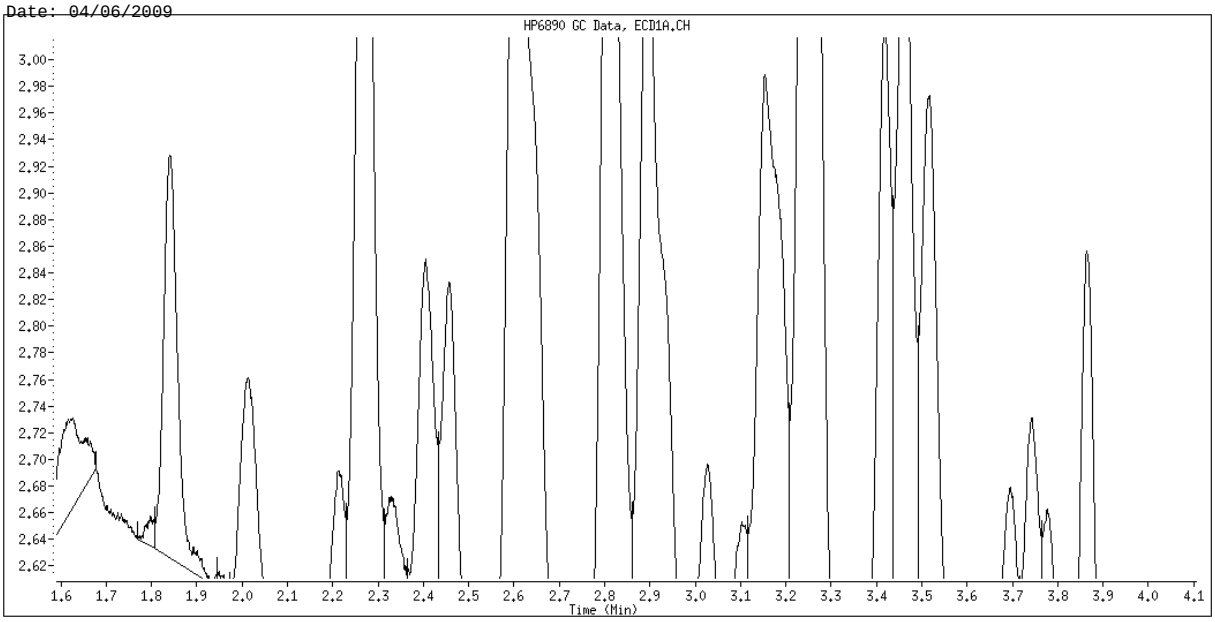

Original Integration

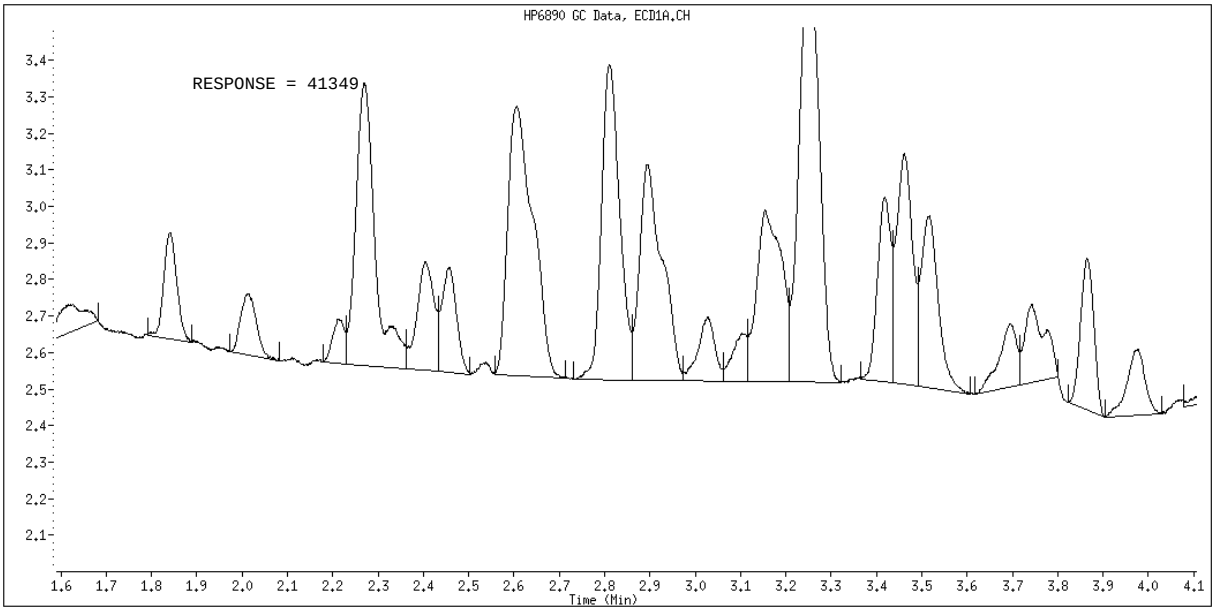

Manual Integration

Manually Integrated By: hassl
Manual Integration Reason: Manually Assigned

Data File: \\CANSVR11\DD\chem\GCS\a2hp10.i\90401-1.b\062F6201.D
Report Date: 02-Apr-2009 10:40

TestAmerica North Canton

PCB 8082/608

Data file : \\CANSVR11\DD\chem\GCS\a2hp10.i\90401-1.b\062F6201.D
Lab Smp Id: 2154 5ML MDL
Inj Date : 01-APR-2009 22:51
Operator : Inst ID: a2hp10.i
Smp Info : 2154 5ML MDL
Misc Info : 9-AR2154.SUB TV=0.2UG/L
Comment :
Method : \\CANSVR11\DD\chem\GCS\a2hp10.i\90401-1.b\PCB10.m
Meth Date : 02-Apr-2009 10:02 hassl Quant Type: ESTD
Cal Date : 10-MAR-2009 19:15 Cal File: 043F4301.D
Als bottle: 62
Dil Factor: 1.00000
Integrator: Falcon Compound Sublist: 9-AR2154.sub
Target Version: 4.14 Sample Matrix: WATER
Processing Host: CANPMSV21

Concentration Formula: Amt * DF * Vt/Vo * CpndVariable

Name	Value	Description
DF	1.000	Dilution Factor
Vt	5000.000	final volume
Vo	1000.000	intitial volume
Cpnd Variable		Local Compound Variable

				CONCENTRATIONS ON-COL (ng)	FINAL (ug/L)	TARGET RANGE	RATIO
RT	EXP RT	DLT RT	RESPONSE				
7 AROCLOR-1254					CAS #: 11097-69-1		
3.192	3.194	-0.002	68902	0.04243	0.2121	80.00- 120.00	100.00
3.863	3.867	-0.004	129152	0.04335	0.2168	146.12- 243.53	187.44
4.156	4.159	-0.003	94441	0.04498	0.2249	107.87- 179.79	137.07
4.352	4.354	-0.002	76949	0.04452	0.2226	84.18- 140.30	111.68
4.637	4.640	-0.003	124019	0.04963	0.2481	127.75- 212.92	179.99
Average of Peak Concentrations =					0.2249		
2 AROCLOR-1221					CAS #: 11104-28-2		
1.374	1.374	0.000	54808	0.04416	0.2208	80.00- 120.00	100.00
1.492	1.494	-0.002	30467	0.04899	0.2449	37.92- 63.21	55.59
1.526	1.527	-0.001	133821	0.04370	0.2185	182.58- 304.31	244.16
Average of Peak Concentrations =					0.2281		

Data File: \\CANSVR11\DD\chem\GCS\a2hp10.i\90401-1.b\062F6201.D
Date : 01-APR-2009 22:51
Client ID:
Instrument: a2hp10.i
Sample Info: 2154 5ML MDL
Purge Volume: 1000.0
Operator:
Column phase: restek pest clpI
Column diameter: 0.53

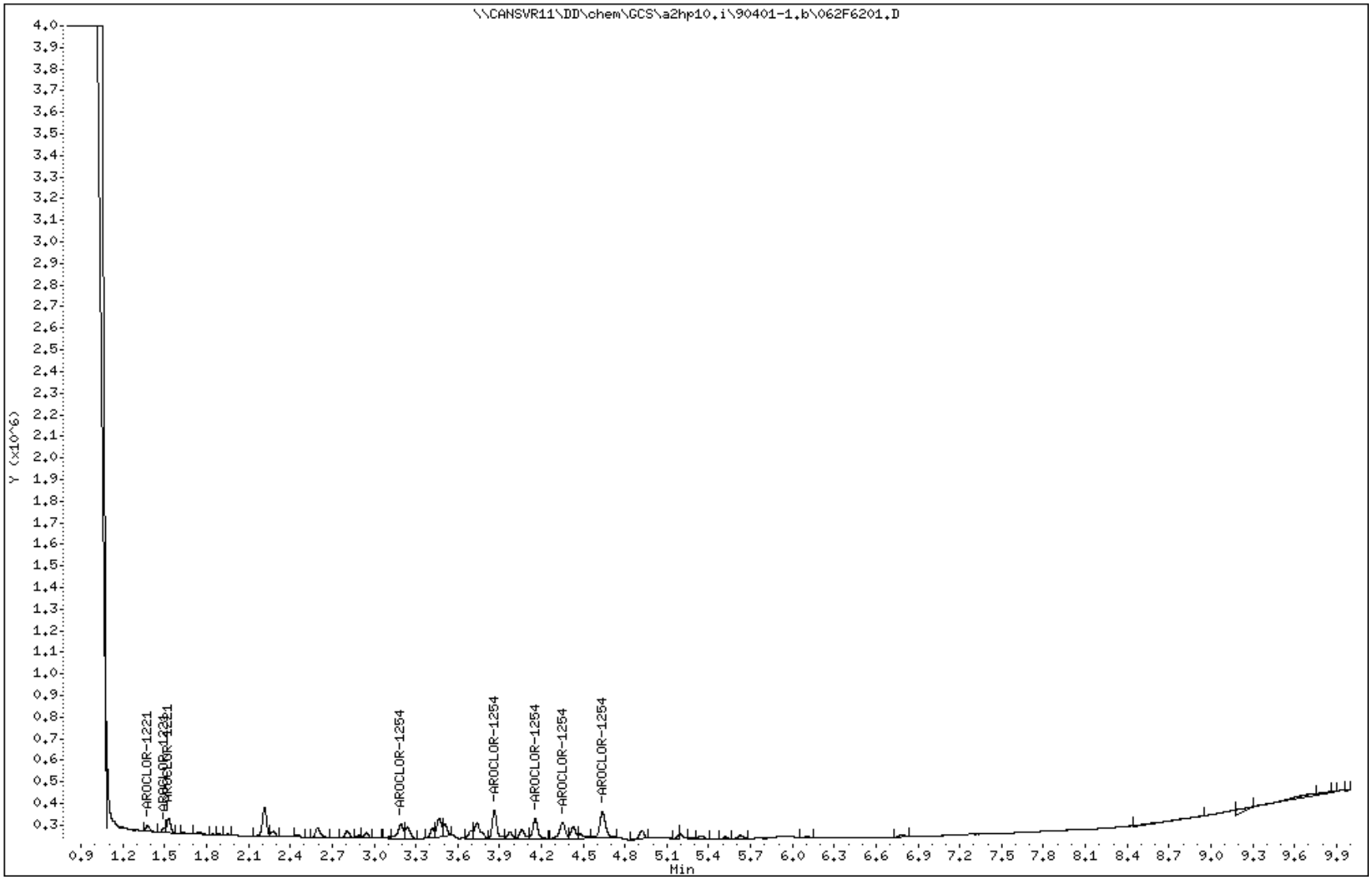

Data File: \\CANSVR11\DD\chem\GCS\a2hp10.i\90401-1.b\063F6301.D
Report Date: 02-Apr-2009 14:16

TestAmerica North Canton

PCB 8082/608

Data file : \\CANSVR11\DD\chem\GCS\a2hp10.i\90401-1.b\063F6301.D
Lab Smp Id: 1660 5ML MDL
Inj Date : 01-APR-2009 23:06
Operator : Inst ID: a2hp10.i
Smp Info : 1660 5ML MDL
Misc Info : 12-AR1660TD.SUB TV=0.2UG/L
Comment :
Method : \\CANSVR11\DD\chem\GCS\a2hp10.i\90401-1.b\PCB10.m
Meth Date : 02-Apr-2009 10:02 hassl Quant Type: ESTD
Cal Date : 10-MAR-2009 19:15 Cal File: 043F4301.D
Als bottle: 63
Dil Factor: 1.00000
Integrator: Falcon Compound Sublist: 12-AR1660td.sub
Target Version: 4.14 Sample Matrix: WATER

Concentration Formula: Amt * DF * Vt/Vo * CpndVariable

Name	Value	Description
DF	1.000	Dilution Factor
Vt	5000.000	final volume
Vo	1000.000	intitial volume
Cpnd Variable		Local Compound Variable

RT	EXP RT	DLT RT	RESPONSE	CONCENTRATIONS ON-COL (ng)	FINAL (ug/L)	TARGET RANGE	RATIO	
$ 1 TCMX					CAS #: 877-09-8			
1.222	1.220	0.002	244260	0.00182	0.009100			(R)
3 AROCLOR-1016					CAS #: 12674-11-2			
1.524	1.523	0.001	53951	0.04063	0.2031	80.00- 120.00	100.00	
1.839	1.836	0.003	80237	0.03954	0.1977	113.12- 188.54	148.72	
2.268	2.266	0.002	143201	0.04172	0.2086	195.41- 325.68	265.43	
2.396	2.395	0.001	69438	0.04053	0.2026	94.86- 158.10	128.71	
2.806	2.804	0.002	63039	0.04374	0.2187	77.28- 128.80	116.84	
		Average of Peak Concentrations =			0.2062			
8 AROCLOR-1260					CAS #: 11096-82-5			
4.058	4.058	0.000	205892	0.03975	0.1988	80.00- 120.00	100.00	(M)
4.354	4.354	0.000	430065	0.04601	0.2300	138.08- 230.14	208.88	
4.637	4.636	0.001	467829	0.05334	0.2667	130.14- 216.89	227.22	
5.345	5.344	0.001	530697	0.04404	0.2202	180.27- 300.44	257.75	
5.629	5.629	0.000	265357	0.04480	0.2240	88.41- 147.34	128.88	
		Average of Peak Concentrations =			0.2279			
$ 12 DCB					CAS #: 2051-24-3			

```
6.783    6.782    0.001          230911 0.00239  0.01194                      (R)
--------------------------------------------------------------------------------
```

Data File: \\CANSVR11\DD\chem\GCS\a2hp10.i\90401-1.b\063F6301.D
Report Date: 02-Apr-2009 14:16

QC Flag Legend

R - Spike/Surrogate failed recovery limits.
M - Compound response manually integrated.

Data File: \\CANSVR11\DD\chem\GCS\a2hp10.i\90401-1.b\063F6301.D
Date : 01-APR-2009 23:06
Client ID:
Instrument: a2hp10.i
Sample Info: 1660 5ML MDL
Purge Volume: 1000.0
Operator:
Column phase: restek pest clpI
Column diameter: 0.53

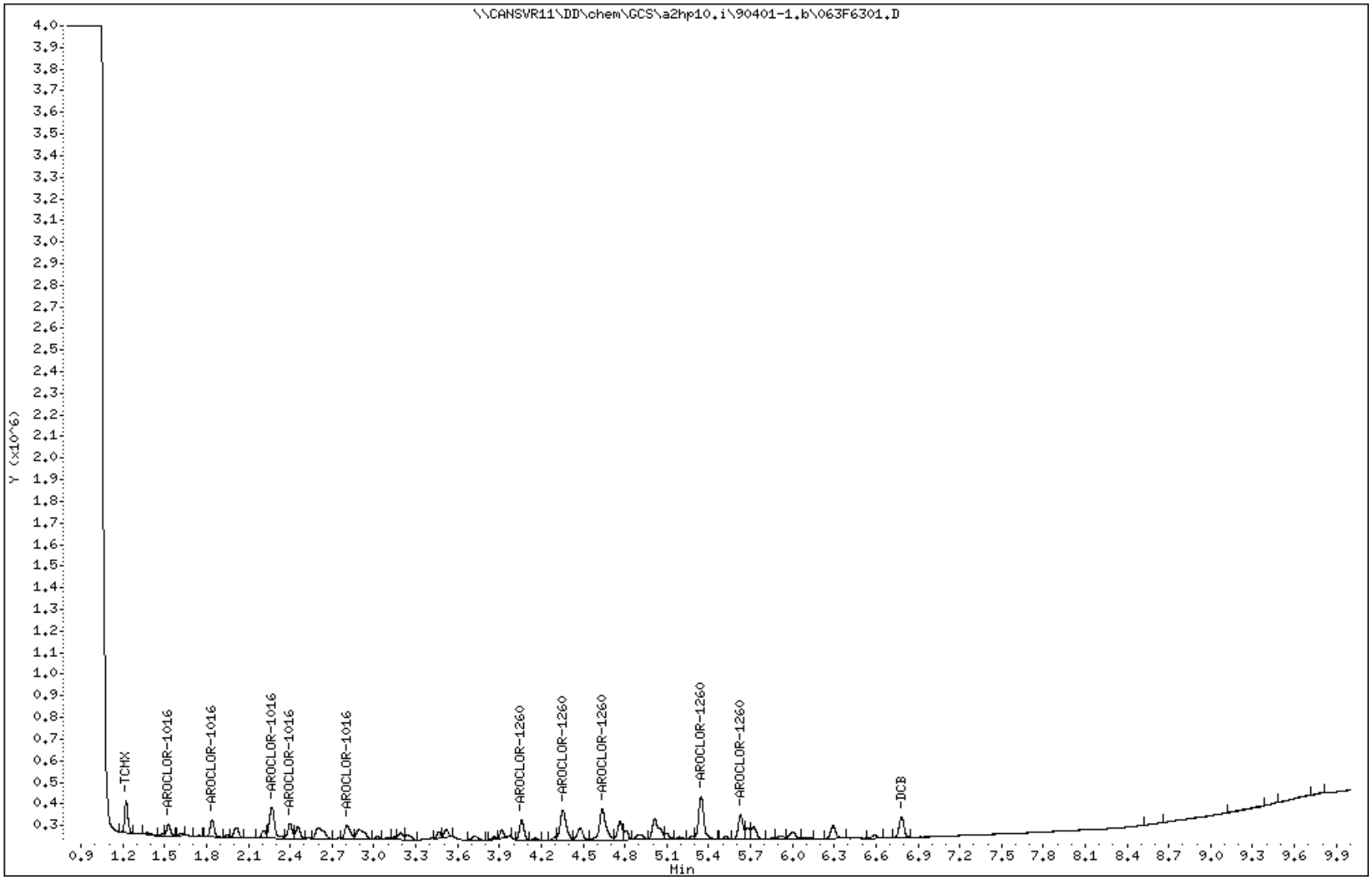

Data File Name: 063F6301.D
Inj. Date and Time: 01-APR-2009 23:06
Instrument ID: a2hp10.i
Client ID:
Compound Name: AROCLOR-1260
CAS #: 11096-82-5
Report Date: 04/02/2009

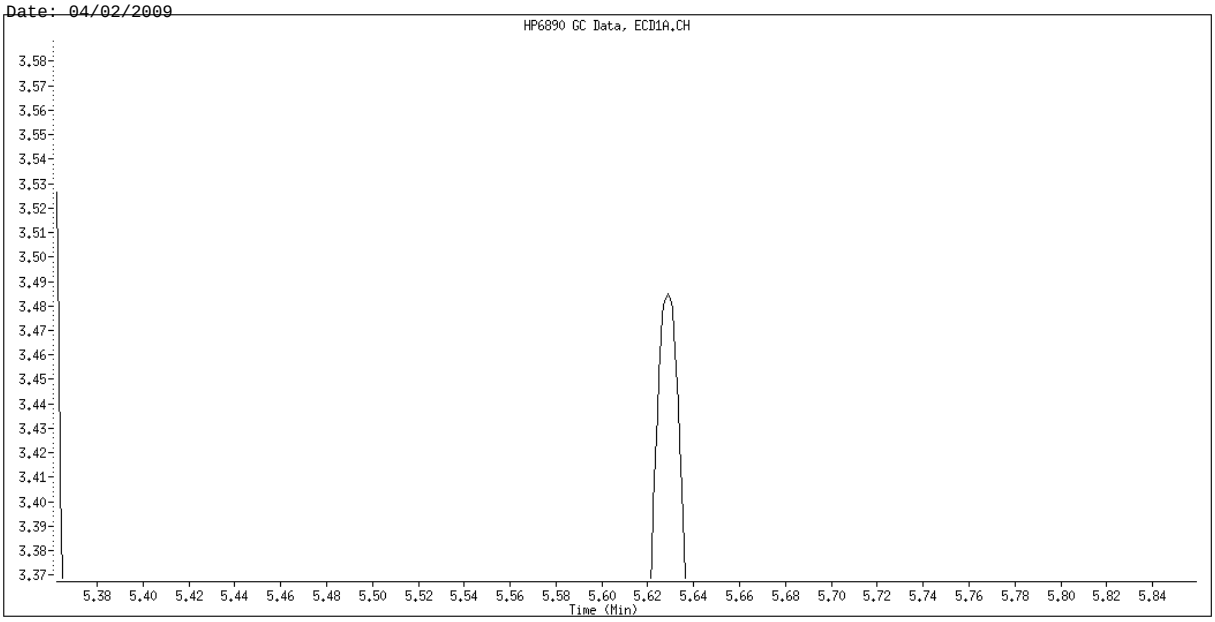

Original Integration

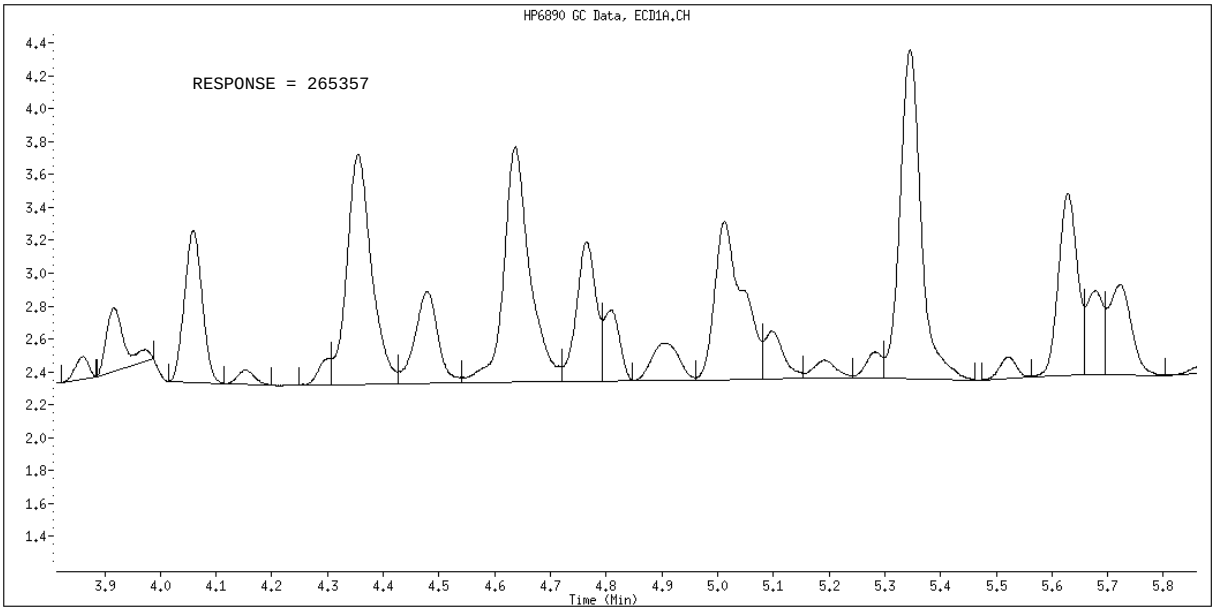

Manual Integration

Manually Integrated By: hassl
Manual Integration Reason: Manually Assigned

Data File: \\CANSVR11\DD\chem\GCS\a2hp10.i\90401-1.b\064F6401.D
Report Date: 02-Apr-2009 10:40

TestAmerica North Canton

PCB 8082/608

Data file : \\CANSVR11\DD\chem\GCS\a2hp10.i\90401-1.b\064F6401.D
Lab Smp Id: 1262 5ML MDL
Inj Date : 01-APR-2009 23:21
Operator : Inst ID: a2hp10.i
Smp Info : 1262 5ML MDL
Misc Info : 13-AR1262.SUB TV=0.2UG/L
Comment :
Method : \\CANSVR11\DD\chem\GCS\a2hp10.i\90401-1.b\PCB10.m
Meth Date : 02-Apr-2009 10:02 hassl Quant Type: ESTD
Cal Date : 10-MAR-2009 19:15 Cal File: 043F4301.D
Als bottle: 64
Dil Factor: 1.00000
Integrator: Falcon Compound Sublist: 13-AR1262.sub
Target Version: 4.14 Sample Matrix: WATER
Processing Host: CANPMSV21

Concentration Formula: Amt * DF * Vt/Vo * CpndVariable

Name	Value	Description
DF	1.000	Dilution Factor
Vt	5000.000	final volume
Vo	1000.000	intitial volume
Cpnd Variable		Local Compound Variable

				CONCENTRATIONS ON-COL (ng)	FINAL (ug/L)	TARGET RANGE	RATIO
9 AROCLOR-1262					CAS #: 37324-23-5		
4.060	4.055	0.005	76890	0.04010	0.2005	75.00- 125.00	100.00
4.359	4.352	0.007	111068	0.04349	0.2175	99.66- 166.09	144.45
4.765	4.759	0.006	126931	0.04194	0.2097	117.71- 196.18	165.08
5.012	5.008	0.004	124126	0.04110	0.2055	118.77- 197.96	161.43
5.345	5.339	0.006	234622	0.04158	0.2079	225.39- 375.66	305.14
			Average of Peak Concentrations =		0.2082		

Data File: \\CANSVR11\DD\chem\GCS\a2hp10.i\90401-1.b\064F6401.D
Date : 01-APR-2009 23:21
Client ID:
Instrument: a2hp10.i
Sample Info: 1262 5ML MDL
Purge Volume: 1000.0
Operator:
Column phase: restek pest clpI
Column diameter: 0.53

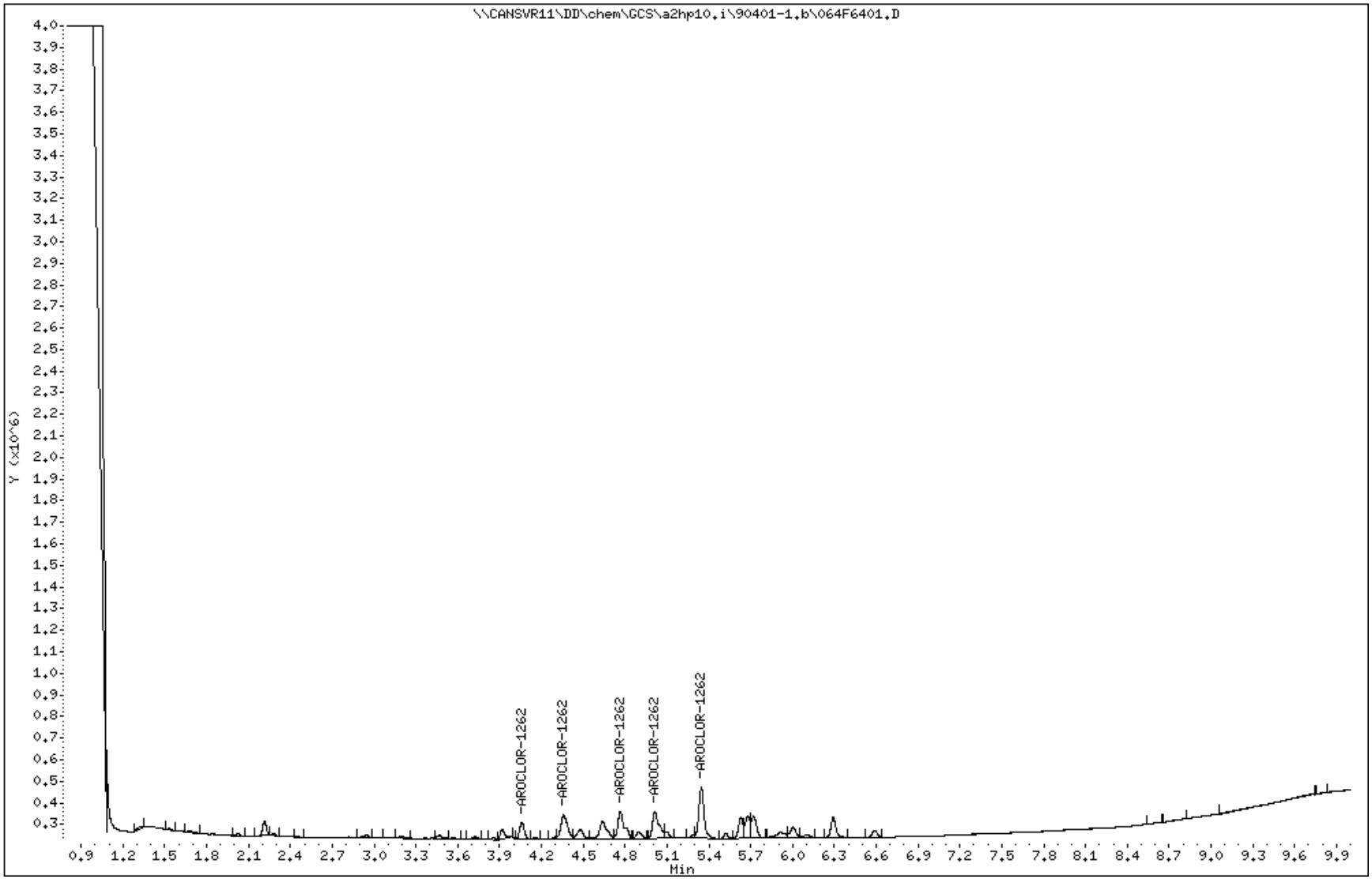

Data File: \\CANSVR11\DD\chem\GCS\a2hp10.i\90401-1.b\065F6501.D
Report Date: 02-Apr-2009 10:40

TestAmerica North Canton

PCB 8082/608

Data file : \\CANSVR11\DD\chem\GCS\a2hp10.i\90401-1.b\065F6501.D
Lab Smp Id: 1268 5ML MDL
Inj Date : 01-APR-2009 23:37
Operator : Inst ID: a2hp10.i
Smp Info : 1268 5ML MDL
Misc Info : 14-AR1268.SUB TV=0.4UG/L
Comment :
Method : \\CANSVR11\DD\chem\GCS\a2hp10.i\90401-1.b\PCB10.m
Meth Date : 02-Apr-2009 10:02 hassl Quant Type: ESTD
Cal Date : 10-MAR-2009 19:15 Cal File: 043F4301.D
Als bottle: 65
Dil Factor: 1.00000
Integrator: Falcon Compound Sublist: 14-AR1268.sub
Target Version: 4.14 Sample Matrix: WATER
Processing Host: CANPMSV21

Concentration Formula: Amt * DF * Vt/Vo * CpndVariable

Name	Value	Description
DF	1.000	Dilution Factor
Vt	5000.000	final volume
Vo	1000.000	intitial volume
Cpnd Variable		Local Compound Variable

RT	EXP RT	DLT RT	RESPONSE	CONCENTRATIONS ON-COL (ng)	FINAL (ug/L)	TARGET RANGE	RATIO
10 AROCLOR-1268					CAS #: 11100-14-4		
5.008	5.004	0.004	112270	0.06298	0.3149	75.00- 125.00	100.00
5.680	5.674	0.006	485482	0.07088	0.3544	304.14- 506.91	432.42
5.714	5.709	0.005	460401	0.07213	0.3606	282.95- 471.58	410.08
5.913	5.909	0.004	390385	0.07305	0.3652	236.31- 393.85	347.72
6.588	6.583	0.005	1171042	0.07389	0.3695	713.15-1188.59	1043.06
		Average of Peak Concentrations =			0.3529		

Data File: \\CANSVR11\DD\chem\GCS\a2hp10.i\90401-1.b\065F6501.D
Date : 01-APR-2009 23:37
Client ID:
Instrument: a2hp10.i
Sample Info: 1268 5ML MDL
Purge Volume: 1000.0
Operator:
Column phase: restek pest clpI
Column diameter: 0.53

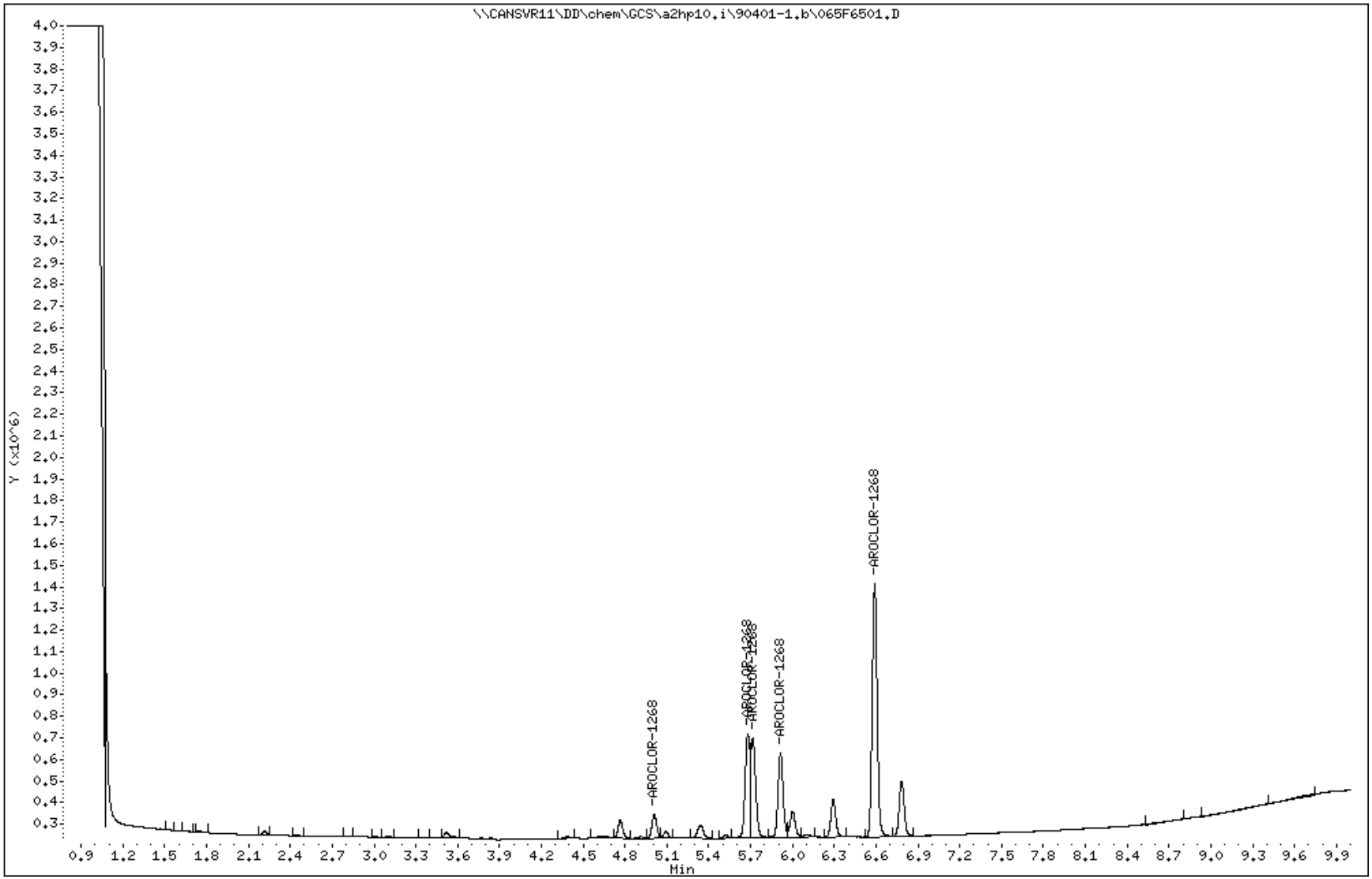

Data File: \\CANSVR11\DD\chem\GCS\a2hp10.i\90401-1.b\066F6601.D
Report Date: 02-Apr-2009 10:50

TestAmerica North Canton

PCB 8082/608

Data file : \\CANSVR11\DD\chem\GCS\a2hp10.i\90401-1.b\066F6601.D
Lab Smp Id: BLK 5ML MDL
Inj Date : 01-APR-2009 23:52
Operator : Inst ID: a2hp10.i
Smp Info : BLK 5ML MDL
Misc Info :
Comment :
Method : \\CANSVR11\DD\chem\GCS\a2hp10.i\90401-1.b\PCB10.m
Meth Date : 02-Apr-2009 10:02 hassl Quant Type: ESTD
Cal Date : 10-MAR-2009 19:15 Cal File: 043F4301.D
Als bottle: 66
Dil Factor: 1.00000
Integrator: Falcon Compound Sublist: all.sub
Target Version: 4.14 Sample Matrix: WATER
Processing Host: CANPMSV21

Concentration Formula: Amt * DF * Vt/Vo * CpndVariable

Name	Value	Description
DF	1.000	Dilution Factor
Vt	5000.000	final volume
Vo	1000.000	intitial volume
Cpnd Variable		Local Compound Variable

				CONCENTRATIONS ON-COL (ng)	CONCENTRATIONS FINAL (ug/L)		
	RT	EXP RT	DLT RT	RESPONSE			TARGET RANGE	RATIO
$	1	TCMX				CAS #: 877-09-8		

Peaks not detected for Quant. or Qual. signal(s).

---

2 AROCLOR-1221 CAS #: 11104-28-2

Peaks not detected for Quant. or Qual. signal(s).

---

3 AROCLOR-1016 CAS #: 12674-11-2

Peaks not detected for Quant. or Qual. signal(s).

---

4 AROCLOR-1232 CAS #: 11141-16-5

Peaks not detected for Quant. or Qual. signal(s).

Data File: \\CANSVR11\DD\chem\GCS\a2hp10.i\90401-1.b\066F6601.D
Report Date: 02-Apr-2009 10:50

RT	EXP RT	DLT RT	RESPONSE	CONCENTRATIONS ON-COL (ng)	CONCENTRATIONS FINAL (ug/L)	TARGET RANGE	RATIO

5 AROCLOR-1242 CAS #: 53469-21-9

Peaks not detected for Quant. or Qual. signal(s).

---

6 AROCLOR-1248 CAS #: 12672-29-6

Peaks not detected for Quant. or Qual. signal(s).

---

7 AROCLOR-1254 CAS #: 11097-69-1

Peaks not detected for Quant. or Qual. signal(s).

---

8 AROCLOR-1260 CAS #: 11096-82-5

Peaks not detected for Quant. or Qual. signal(s).

---

9 AROCLOR-1262 CAS #: 37324-23-5

Peaks not detected for Quant. or Qual. signal(s).

---

10 AROCLOR-1268 CAS #: 11100-14-4

Peaks not detected for Quant. or Qual. signal(s).

M 11 TOTAL PCB CAS #: 1336-36-3

Compound Not Detected

$ 12 DCB CAS #: 2051-24-3

Peaks not detected for Quant. or Qual. signal(s).

Data File: \\CANSVR11\DD\chem\GCS\a2hp10.i\90401-1.b\066F6601.D
Date : 01-APR-2009 23:52
Client ID:
Instrument: a2hp10.i
Sample Info: BLK 5ML MDL
Purge Volume: 1000.0
Operator:
Column phase: restek pest clpI
Column diameter: 0.53

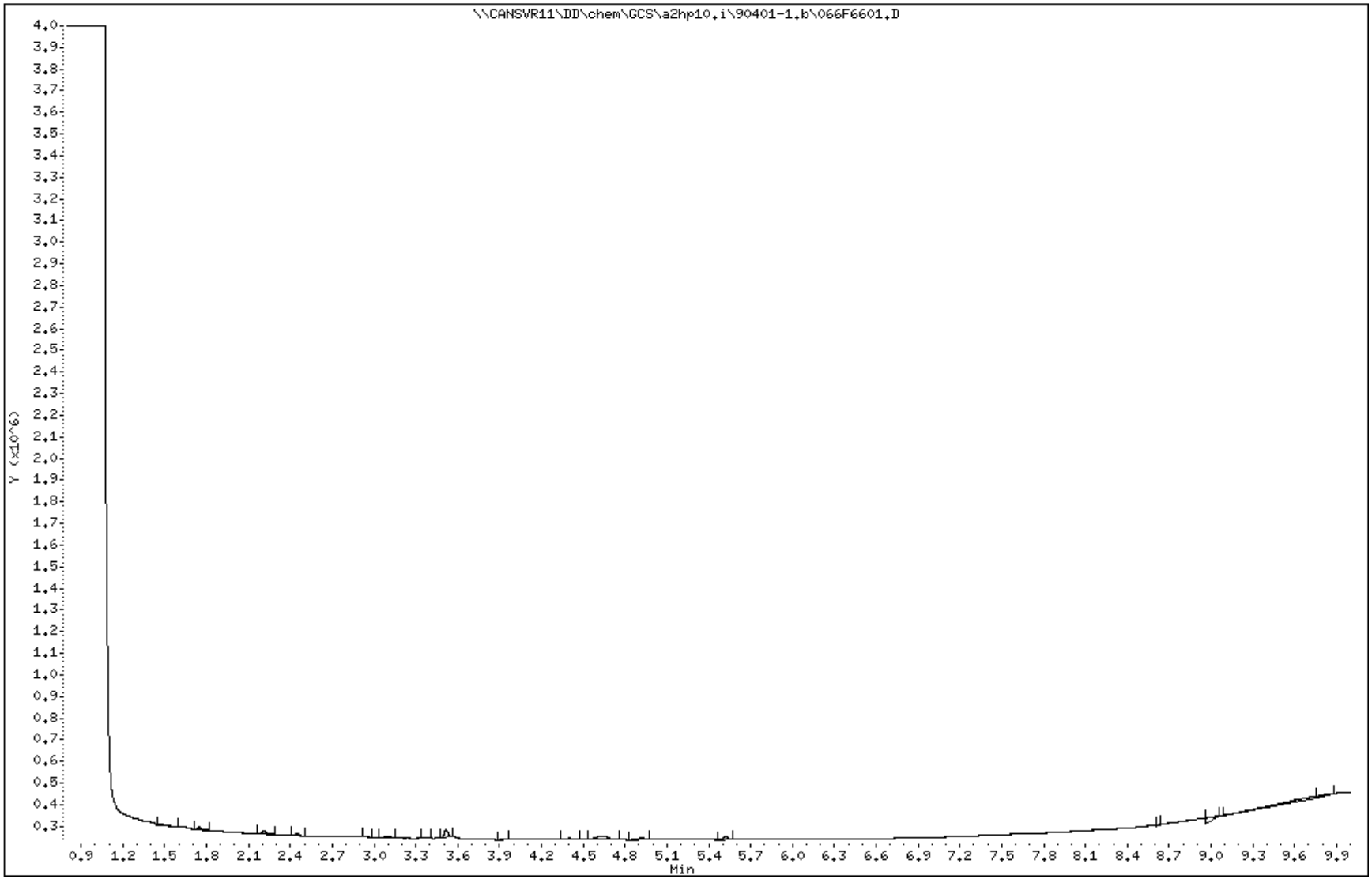

Data File: \\CANSVR11\DD\chem\GCS\a2hp10.i\90403-1.b\017F1701.D
Report Date: 06-Apr-2009 13:24

TestAmerica North Canton

PCB 8082/608

Data file : \\CANSVR11\DD\chem\GCS\a2hp10.i\90403-1.b\017F1701.D
Lab Smp Id: BLANK 5ML
Inj Date : 03-APR-2009 14:34
Operator : Inst ID: a2hp10.i
Smp Info : BLANK 5ML
Misc Info : ALL.SUB
Comment :
Method : \\CANSVR11\dd\chem\GCS\a2hp10.i\90403-1.b\PCB10.m
Meth Date : 06-Apr-2009 09:30 bolgrind Quant Type: ESTD
Cal Date : 10-MAR-2009 19:15 Cal File: 043F4301.D
Als bottle: 17
Dil Factor: 1.00000
Integrator: Falcon Compound Sublist: ALL.SUB
Target Version: 4.14 Sample Matrix: WATER
Processing Host: CANPMSV21

Concentration Formula: Amt * DF * Vt/Vo * CpndVariable

Name	Value	Description
DF	1.000	Dilution Factor
Vt	5000.000	final volume
Vo	1000.000	intitial volume
Cpnd Variable		Local Compound Variable

				CONCENTRATIONS ON-COL (ng)	FINAL (ug/L)	TARGET RANGE	RATIO	
RT	EXP RT	DLT RT	RESPONSE					
$ 1 TCMX					CAS #: 877-09-8			
1.257	1.222	0.035	12353	9e-005	0.0004602			(R)
2 AROCLOR-1221					CAS #: 11104-28-2			
Peaks not detected for Quant. or Qual. signal(s).								
3 AROCLOR-1016					CAS #: 12674-11-2			
Peaks not detected for Quant. or Qual. signal(s).								
4 AROCLOR-1232					CAS #: 11141-16-5			
Peaks not detected for Quant. or Qual. signal(s).								

Data File: \\CANSVR11\DD\chem\GCS\a2hp10.i\90403-1.b\017F1701.D
Report Date: 06-Apr-2009 13:24

RT	EXP RT	DLT RT	RESPONSE	CONCENTRATIONS ON-COL (ng)	FINAL (ug/L)	TARGET RANGE	RATIO

5 AROCLOR-1242 CAS #: 53469-21-9

Peaks not detected for Quant. or Qual. signal(s).

---

6 AROCLOR-1248 CAS #: 12672-29-6

Peaks not detected for Quant. or Qual. signal(s).

---

7 AROCLOR-1254 CAS #: 11097-69-1

Peaks not detected for Quant. or Qual. signal(s).

---

8 AROCLOR-1260 CAS #: 11096-82-5

Peaks not detected for Quant. or Qual. signal(s).

---

9 AROCLOR-1262 CAS #: 37324-23-5

Peaks not detected for Quant. or Qual. signal(s).

---

10 AROCLOR-1268 CAS #: 11100-14-4

Peaks not detected for Quant. or Qual. signal(s).

M 11 TOTAL PCB CAS #: 1336-36-3

Compound Not Detected

$ 12 DCB CAS #: 2051-24-3

Peaks not detected for Quant. or Qual. signal(s).

QC Flag Legend

R - Spike/Surrogate failed recovery limits.

Data File: \\CANSVR11\DD\chem\GCS\a2hp10.i\90403-1.b\017F1701.D
Date : 03-APR-2009 14:34
Client ID:
Instrument: a2hp10.i
Sample Info: BLANK 5ML
Purge Volume: 1000.0
Operator:
Column phase: restek pest clpI
Column diameter: 0.53

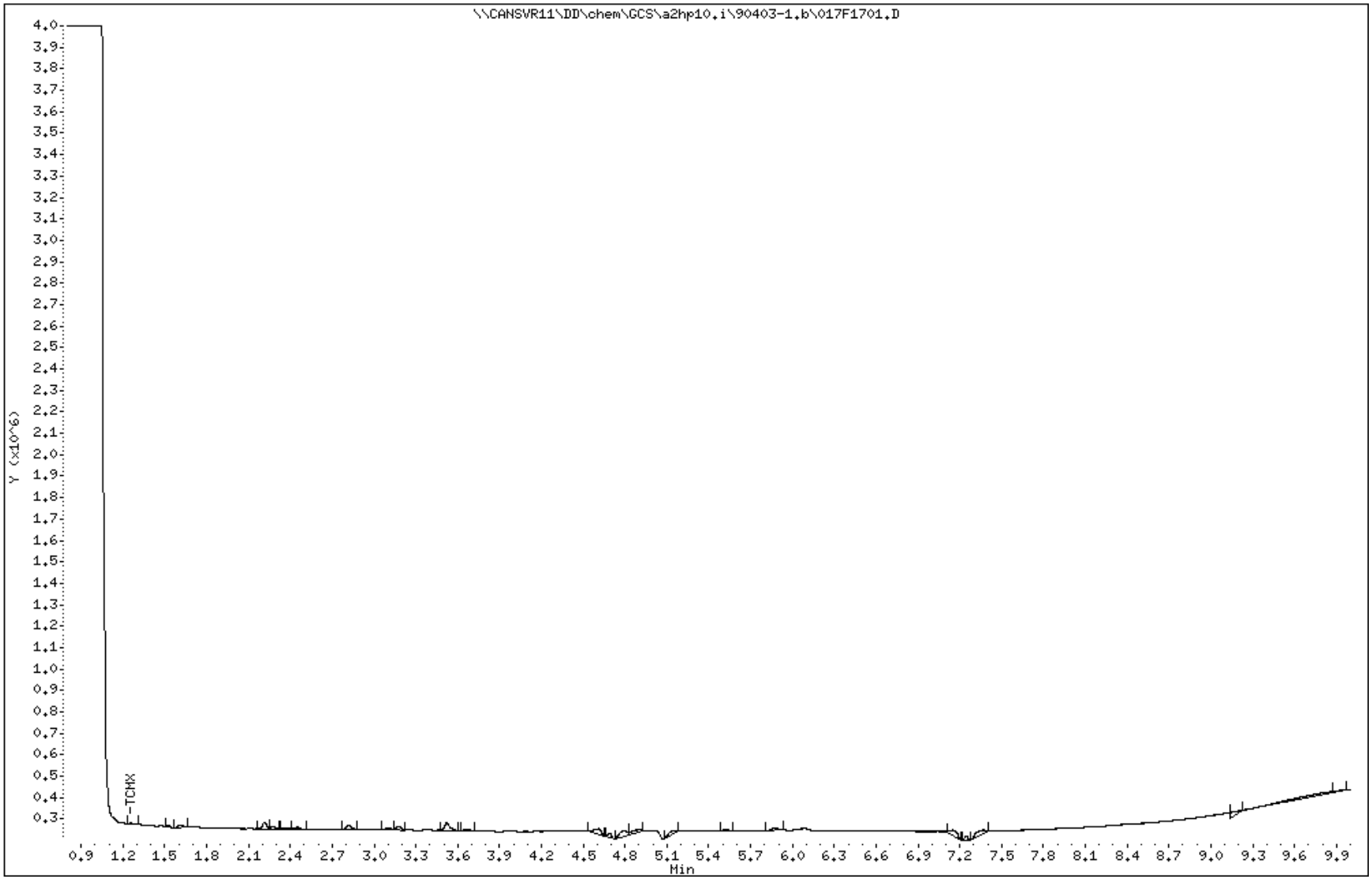

Report Date: 08-Apr-2009 15:15

Calibration History

Method : \\cansvr11\dd\chem\GCS\a2hp10.i\90408-1.b\PCB10.m
Start Cal Date: 10-MAR-2009 08:46
End Cal Date : 10-MAR-2009 19:15
Last Cal Level: 6
Last Cal Type : Continuing Calibration

Initial Calibration

Injection Date	Sublist	Calibration File
Cal Level: 1 , Cal Amount: 0.05000		
10-MAR-2009 17:59	14-AR1268	\\CANSVR11\DD\chem\GCS\a2hp10.i\903101C-1.b\038F3801.D
10-MAR-2009 16:26	13-AR1262	\\CANSVR11\DD\chem\GCS\a2hp10.i\903101C-1.b\032F3201.D
10-MAR-2009 14:54	12-AR1660TD	\\CANSVR11\DD\chem\GCS\a2hp10.i\903101C-1.b\026F2601.D
10-MAR-2009 13:22	9-AR2154	\\CANSVR11\DD\chem\GCS\a2hp10.i\903101C-1.b\020F2001.D
10-MAR-2009 11:50	3-AR1248	\\CANSVR11\DD\chem\GCS\a2hp10.i\903101C-1.b\014F1401.D
10-MAR-2009 10:18	2-AR1242	\\CANSVR11\DD\chem\GCS\a2hp10.i\903101C-1.b\008F0801.D
10-MAR-2009 08:46	1-AR1232	\\CANSVR11\DD\chem\GCS\a2hp10.i\903101C-1.b\002F0201.D
Cal Level: 2 , Cal Amount: 0.10000		
10-MAR-2009 18:14	14-AR1268	\\CANSVR11\DD\chem\GCS\a2hp10.i\903101C-1.b\039F3901.D
10-MAR-2009 16:42	13-AR1262	\\CANSVR11\DD\chem\GCS\a2hp10.i\903101C-1.b\033F3301.D
10-MAR-2009 15:09	12-AR1660TD	\\CANSVR11\DD\chem\GCS\a2hp10.i\903101C-1.b\027F2701.D
10-MAR-2009 13:38	9-AR2154	\\CANSVR11\DD\chem\GCS\a2hp10.i\903101C-1.b\021F2101.D
10-MAR-2009 12:06	3-AR1248	\\CANSVR11\DD\chem\GCS\a2hp10.i\903101C-1.b\015F1501.D
10-MAR-2009 10:33	2-AR1242	\\CANSVR11\DD\chem\GCS\a2hp10.i\903101C-1.b\009F0901.D
10-MAR-2009 09:01	1-AR1232	\\CANSVR11\DD\chem\GCS\a2hp10.i\903101C-1.b\003F0301.D
Cal Level: 3 , Cal Amount: 0.20000		
10-MAR-2009 18:29	14-AR1268	\\CANSVR11\DD\chem\GCS\a2hp10.i\903101C-1.b\040F4001.D
10-MAR-2009 16:57	13-AR1262	\\CANSVR11\DD\chem\GCS\a2hp10.i\903101C-1.b\034F3401.D
10-MAR-2009 15:25	12-AR1660TD	\\CANSVR11\DD\chem\GCS\a2hp10.i\903101C-1.b\028F2801.D
10-MAR-2009 13:53	9-AR2154	\\CANSVR11\DD\chem\GCS\a2hp10.i\903101C-1.b\022F2201.D
10-MAR-2009 12:21	3-AR1248	\\CANSVR11\DD\chem\GCS\a2hp10.i\903101C-1.b\016F1601.D

10-MAR-2009 10:49	2-AR1242	\\CANSVR11\DD\chem\GCS\a2hp10.i\903101C-1.b\010F1001.D
10-MAR-2009 09:17	1-AR1232	\\CANSVR11\DD\chem\GCS\a2hp10.i\903101C-1.b\004F0401.D

Cal Level: 4 , Cal Amount: 0.50000		
10-MAR-2009 18:45	14-AR1268	\\CANSVR11\DD\chem\GCS\a2hp10.i\903101C-1.b\041F4101.D
10-MAR-2009 17:12	13-AR1262	\\CANSVR11\DD\chem\GCS\a2hp10.i\903101C-1.b\035F3501.D
10-MAR-2009 15:40	12-AR1660TD	\\CANSVR11\DD\chem\GCS\a2hp10.i\903101C-1.b\029F2901.D
10-MAR-2009 14:08	9-AR2154	\\CANSVR11\DD\chem\GCS\a2hp10.i\903101C-1.b\023F2301.D
10-MAR-2009 12:36	3-AR1248	\\CANSVR11\DD\chem\GCS\a2hp10.i\903101C-1.b\017F1701.D
10-MAR-2009 11:04	2-AR1242	\\CANSVR11\DD\chem\GCS\a2hp10.i\903101C-1.b\011F1101.D
10-MAR-2009 09:32	1-AR1232	\\CANSVR11\DD\chem\GCS\a2hp10.i\903101C-1.b\005F0501.D

Cal Level: 5 , Cal Amount: 1.00000		
10-MAR-2009 19:00	14-AR1268	\\CANSVR11\DD\chem\GCS\a2hp10.i\903101C-1.b\042F4201.D
10-MAR-2009 17:28	13-AR1262	\\CANSVR11\DD\chem\GCS\a2hp10.i\903101C-1.b\036F3601.D
10-MAR-2009 15:56	12-AR1660TD	\\CANSVR11\DD\chem\GCS\a2hp10.i\903101C-1.b\030F3001.D
10-MAR-2009 14:24	9-AR2154	\\CANSVR11\DD\chem\GCS\a2hp10.i\903101C-1.b\024F2401.D
10-MAR-2009 12:52	3-AR1248	\\CANSVR11\DD\chem\GCS\a2hp10.i\903101C-1.b\018F1801.D
10-MAR-2009 11:19	2-AR1242	\\CANSVR11\DD\chem\GCS\a2hp10.i\903101C-1.b\012F1201.D
10-MAR-2009 09:47	1-AR1232	\\CANSVR11\DD\chem\GCS\a2hp10.i\903101C-1.b\006F0601.D

Cal Level: 6 , Cal Amount: 2.00000		
10-MAR-2009 19:15	14-AR1268	\\CANSVR11\DD\chem\GCS\a2hp10.i\903101C-1.b\043F4301.D
10-MAR-2009 17:43	13-AR1262	\\CANSVR11\DD\chem\GCS\a2hp10.i\903101C-1.b\037F3701.D
10-MAR-2009 16:11	12-AR1660TD	\\CANSVR11\DD\chem\GCS\a2hp10.i\903101C-1.b\031F3101.D
10-MAR-2009 14:39	9-AR2154	\\CANSVR11\DD\chem\GCS\a2hp10.i\903101C-1.b\025F2501.D
10-MAR-2009 13:07	3-AR1248	\\CANSVR11\DD\chem\GCS\a2hp10.i\903101C-1.b\019F1901.D
10-MAR-2009 11:35	2-AR1242	\\CANSVR11\DD\chem\GCS\a2hp10.i\903101C-1.b\013F1301.D
10-MAR-2009 10:03	1-AR1232	\\CANSVR11\DD\chem\GCS\a2hp10.i\903101C-1.b\007F0701.D

Continuing Calibration
Ccal Level Mode: GLOBAL LEVEL 4

Data File: \\CANSVR11\DD\chem\GCS\a2hp10.i\90408-1.b\008F0801.D
Report Date: 15-Apr-2009 15:08

TestAmerica North Canton

PCB 8082/608

Data file : \\CANSVR11\DD\chem\GCS\a2hp10.i\90408-1.b\008F0801.D
Lab Smp Id: 1232 10ML MDL
Inj Date : 08-APR-2009 09:23
Operator : Inst ID: a2hp10.i
Smp Info : 1232 10ML MDL
Misc Info : 1-AR1232.SUB TV=24.75UG/KG
Comment :
Method : \\CANSVR11\DD\chem\GCS\a2hp10.i\90408-1.b\PCB10.m
Meth Date : 08-Apr-2009 15:08 Quant Type: ESTD
Cal Date : 10-MAR-2009 19:15 Cal File: 043F4301.D
Als bottle: 8
Dil Factor: 1.00000
Integrator: Falcon Compound Sublist: 1-AR1232.SUB
Target Version: 4.14 Sample Matrix: SOIL
Processing Host: CANPMSV21

Concentration Formula: Amt * DF * Vt/Vo * CpndVariable

Name	Value	Description
DF	1.000	Dilution Factor
Vt	10000.000	final volume
Vo	30.000	initial volume
Cpnd Variable		Local Compound Variable

RT	EXP RT	DLT RT	RESPONSE	CONCENTRATIONS ON-COL (ng)	FINAL (ug/kg)	TARGET RANGE	RATIO
4 AROCLOR-1232					CAS #: 11141-16-5		
1.525	1.525	0.000	87500	0.06282	20.94	80.00- 120.00	100.00
1.840	1.839	0.001	55527	0.06297	20.99	46.90- 78.16	63.46
2.272	2.270	0.002	89745	0.06092	20.31	80.05- 133.41	102.57
2.397	2.399	-0.002	42328	0.05695	18.98	39.49- 65.82	48.37
2.809	2.809	0.000	32070	0.05715	19.05	29.75- 49.59	36.65
		Average of Peak Concentrations =			20.05		

Data File: \\CANSVR11\DD\chem\GCS\a2hp10.i\90408-1.b\008F0801.D
Date : 08-APR-2009 09:23
Client ID:
Instrument: a2hp10.i
Sample Info: 1232 10ML MDL
Volume Injected (uL): 1.0
Operator:
Column phase: restek pest clpI
Column diameter: 0.53

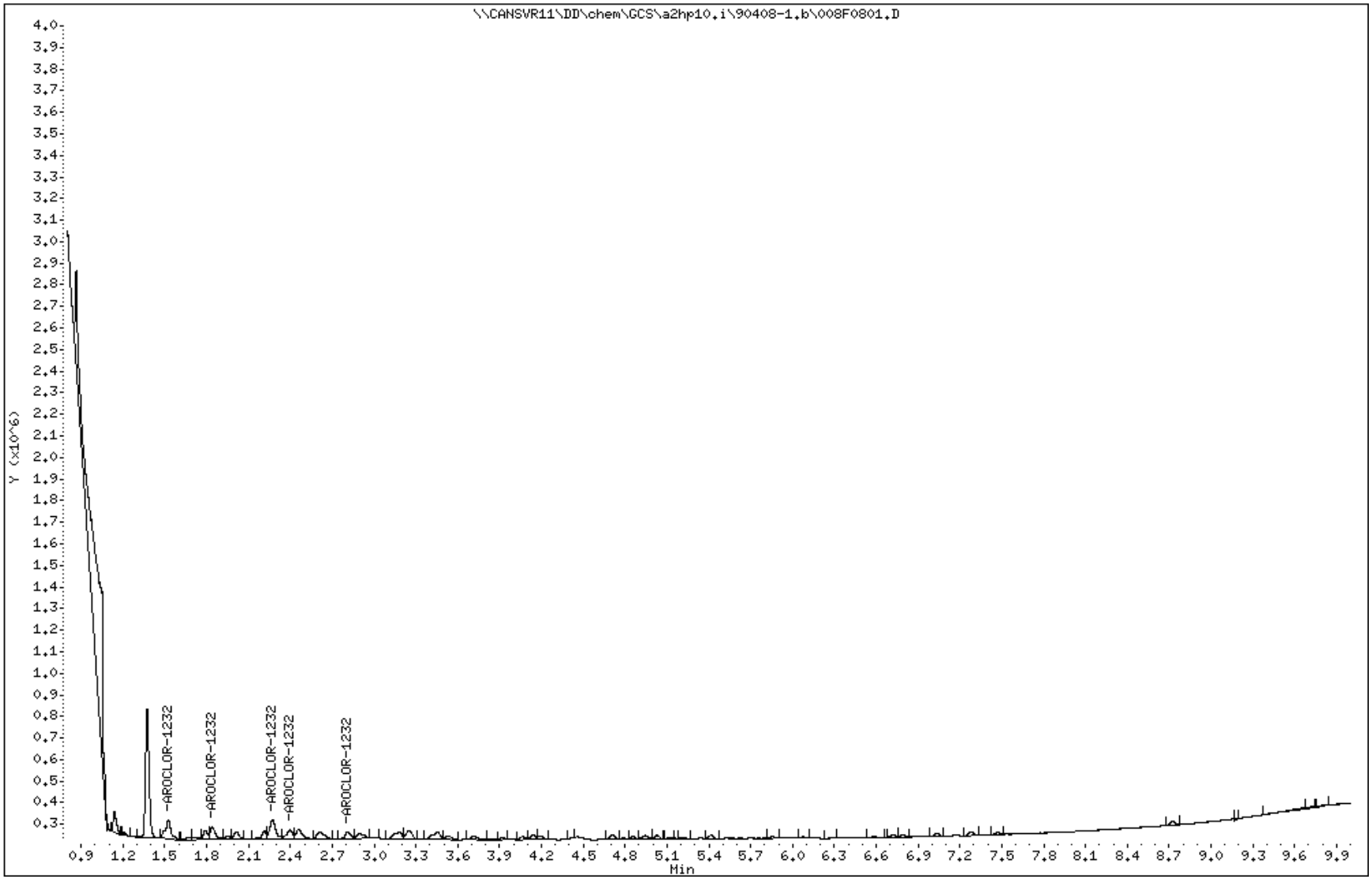

Data File: \\CANSVR11\DD\chem\GCS\a2hp10.i\90408-1.b\009F0901.D
Report Date: 15-Apr-2009 15:09

TestAmerica North Canton

PCB 8082/608

Data file : \\CANSVR11\DD\chem\GCS\a2hp10.i\90408-1.b\009F0901.D
Lab Smp Id: 1242 10ML MDL
Inj Date : 08-APR-2009 09:39
Operator : Inst ID: a2hp10.i
Smp Info : 1242 10ML MDL
Misc Info : 2-AR1242.SUB TV=24.75UG/KG
Comment :
Method : \\CANSVR11\DD\chem\GCS\a2hp10.i\90408-1.b\PCB10.m
Meth Date : 08-Apr-2009 15:08 Quant Type: ESTD
Cal Date : 10-MAR-2009 19:15 Cal File: 043F4301.D
Als bottle: 9
Dil Factor: 1.00000
Integrator: Falcon Compound Sublist: 2-AR1242.SUB
Target Version: 4.14 Sample Matrix: SOIL

Concentration Formula: Amt * DF * Vt/Vo * CpndVariable

Name	Value	Description
DF	1.000	Dilution Factor
Vt	10000.000	final volume
Vo	30.000	initial volume
Cpnd Variable		Local Compound Variable

				CONCENTRATIONS ON-COL (ng)	FINAL (ug/kg)	TARGET RANGE	RATIO
5 AROCLOR-1242					CAS #: 53469-21-9		
1.525	1.526	-0.001	138781	0.07153	23.84	80.00- 120.00	100.00(M)
1.840	1.839	0.001	211170	0.06143	20.48	132.93- 221.54	152.16
2.270	2.270	0.000	444550	0.06553	21.84	289.51- 482.52	320.32
2.398	2.399	-0.001	198848	0.06535	21.78	114.65- 191.08	143.28
2.809	2.808	0.001	178685	0.06013	20.04	111.64- 186.06	128.75
		Average of Peak Concentrations =			21.60		

QC Flag Legend

M - Compound response manually integrated.

Data File: \\CANSVR11\DD\chem\GCS\a2hp10.i\90408-1.b\009F0901.D
Date : 08-APR-2009 09:39
Client ID:
Instrument: a2hp10.i
Sample Info: 1242 10ML MDL
Volume Injected (uL): 1.0
Operator:
Column phase: restek pest clpI
Column diameter: 0.53

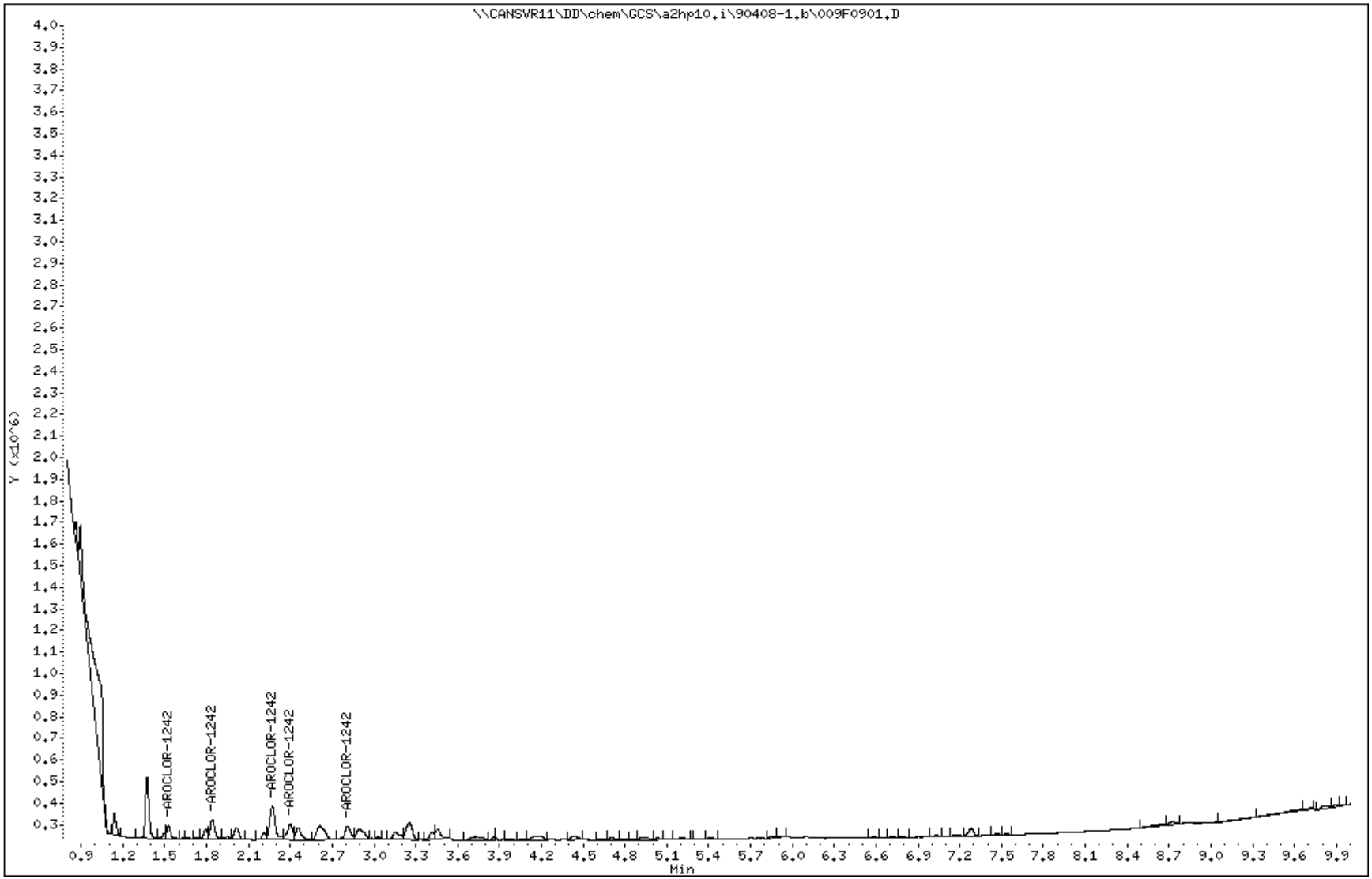

Data File Name: 009F0901.D
Inj. Date and Time: 08-APR-2009 09:39
Instrument ID: a2hp10.i
Client ID:
Compound Name: AROCLOR-1242
CAS #: 53469-21-9
Report Date: 04/15/2009

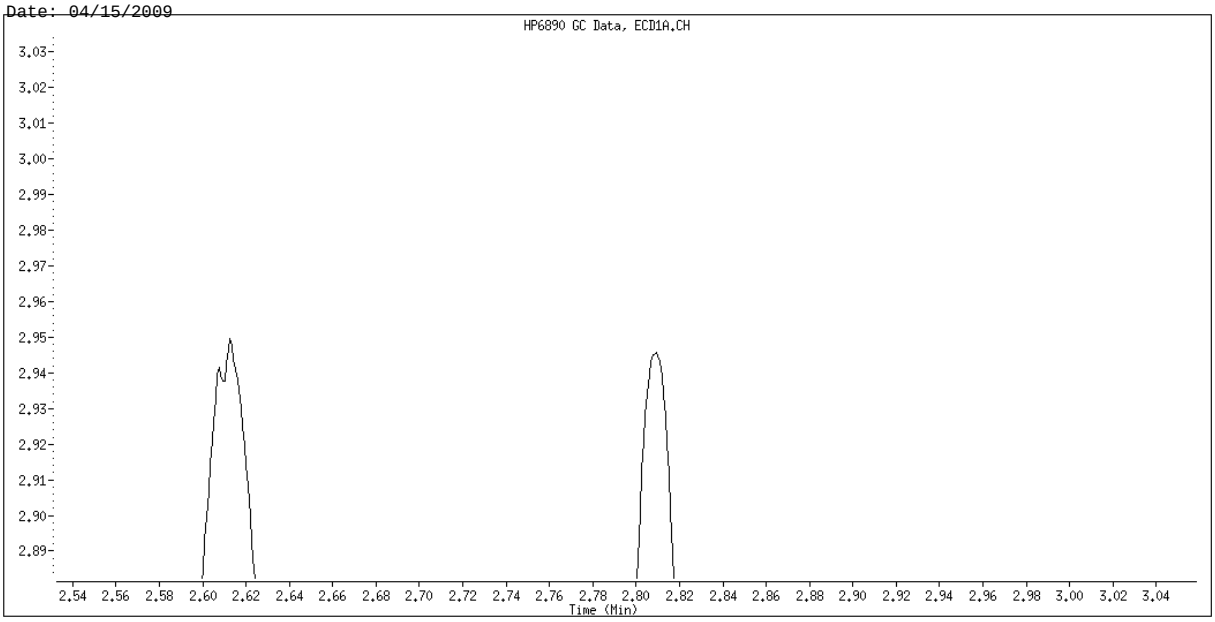

Original Integration

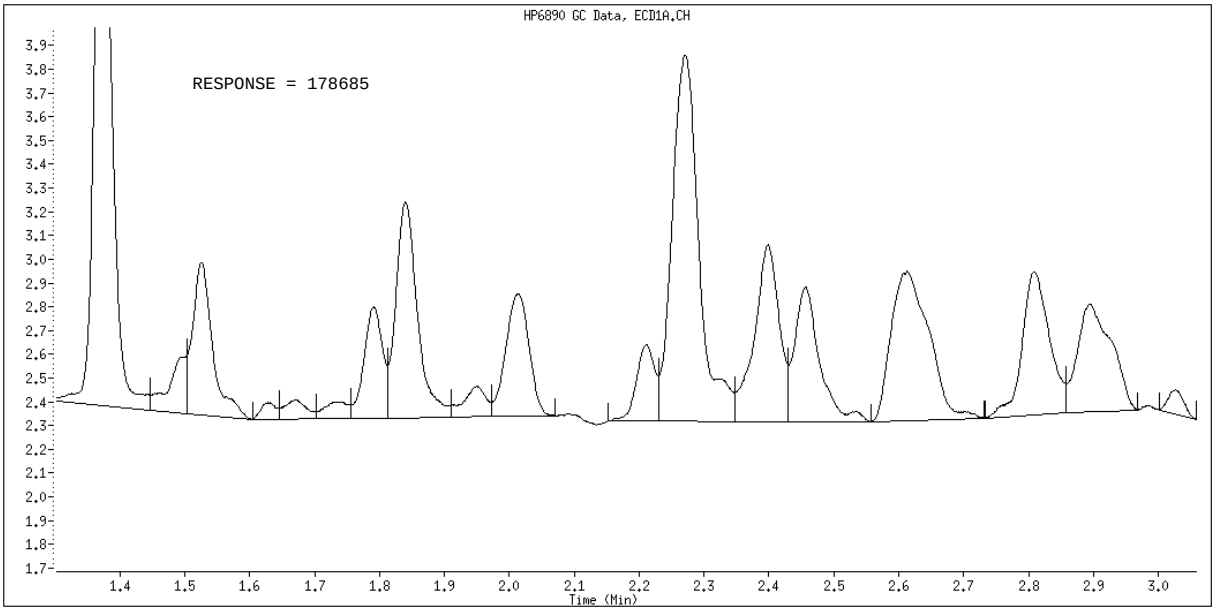

Manual Integration

Manually Integrated By: hassl
Manual Integration Reason: Manually Assigned

Data File: \\CANSVR11\DD\chem\GCS\a2hp10.i\90408-1.b\010F1001.D
Report Date: 15-Apr-2009 15:08

TestAmerica North Canton

PCB 8082/608

Data file : \\CANSVR11\DD\chem\GCS\a2hp10.i\90408-1.b\010F1001.D
Lab Smp Id: 1248 10ML MDL
Inj Date : 08-APR-2009 09:54
Operator : Inst ID: a2hp10.i
Smp Info : 1248 10ML MDL
Misc Info : 3-AR1248.SUB TV=24.75UG/KG
Comment :
Method : \\CANSVR11\DD\chem\GCS\a2hp10.i\90408-1.b\PCB10.m
Meth Date : 08-Apr-2009 15:08 Quant Type: ESTD
Cal Date : 10-MAR-2009 19:15 Cal File: 043F4301.D
Als bottle: 10
Dil Factor: 1.00000
Integrator: Falcon Compound Sublist: 3-AR1248.SUB
Target Version: 4.14 Sample Matrix: SOIL
Processing Host: CANPMSV21

Concentration Formula: Amt * DF * Vt/Vo * CpndVariable

Name	Value	Description
DF	1.000	Dilution Factor
Vt	10000.000	final volume
Vo	30.000	initial volume
Cpnd Variable		Local Compound Variable

				CONCENTRATIONS ON-COL (ng)	FINAL (ug/kg)	TARGET RANGE	RATIO
6 AROCLOR-1248					CAS #: 12672-29-6		
1.839	1.838	0.001	46290	0.05682	18.94	80.00- 120.00	100.00
2.277	2.268	0.009	104123	0.06139	20.46	163.27- 272.11	224.94
2.809	2.808	0.001	106203	0.05852	19.51	169.39- 282.32	229.43
3.459	3.459	0.000	90600	0.06302	21.01	142.71- 237.85	195.72
3.866	3.865	0.001	53044	0.05355	17.85	94.93- 158.21	114.59
		Average of Peak Concentrations =			19.55		

Data File: \\CANSVR11\DD\chem\GCS\a2hp10.i\90408-1.b\010F1001.D
Date : 08-APR-2009 09:54
Client ID:
Instrument: a2hp10.i
Sample Info: 1248 10ML MDL
Volume Injected (uL): 1.0
Operator:
Column phase: restek pest clpI
Column diameter: 0.53

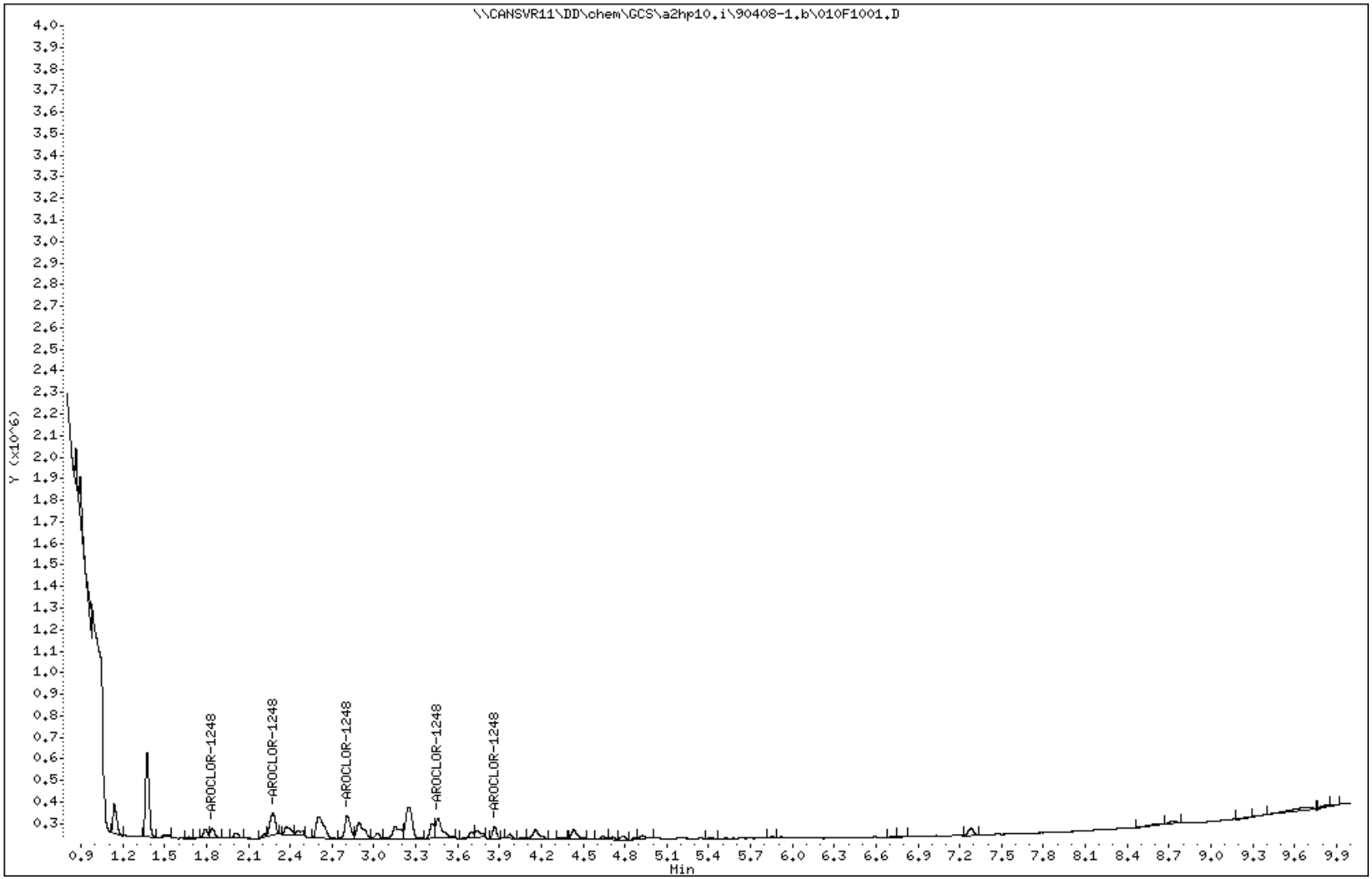

Data File: \\CANSVR11\DD\chem\GCS\a2hp10.i\90408-1.b\011F1101.D
Report Date: 15-Apr-2009 15:08

TestAmerica North Canton

PCB 8082/608

Data file : \\CANSVR11\DD\chem\GCS\a2hp10.i\90408-1.b\011F1101.D
Lab Smp Id: 1262 10ML MDL
Inj Date : 08-APR-2009 10:09
Operator : Inst ID: a2hp10.i
Smp Info : 1262 10ML MDL
Misc Info : 13-AR1262.SUB TV=33UG/KG
Comment :
Method : \\CANSVR11\DD\chem\GCS\a2hp10.i\90408-1.b\PCB10.m
Meth Date : 08-Apr-2009 15:08 Quant Type: ESTD
Cal Date : 10-MAR-2009 19:15 Cal File: 043F4301.D
Als bottle: 11
Dil Factor: 1.00000
Integrator: Falcon Compound Sublist: 13-AR1262.SUB
Target Version: 4.14 Sample Matrix: SOIL
Processing Host: CANPMSV21

Concentration Formula: Amt * DF * Vt/Vo * CpndVariable

Name	Value	Description
DF	1.000	Dilution Factor
Vt	10000.000	final volume
Vo	30.000	initial volume
Cpnd Variable		Local Compound Variable

RT	EXP RT	DLT RT	RESPONSE	CONCENTRATIONS ON-COL (ng)	FINAL (ug/kg)	TARGET RANGE	RATIO
9 AROCLOR-1262					CAS #: 37324-23-5		
4.062	4.055	0.007	146081	0.07619	25.40	75.00- 125.00	100.00
4.362	4.352	0.010	204587	0.08011	26.70	99.66- 166.09	140.05
4.769	4.759	0.010	241741	0.07988	26.63	117.71- 196.18	165.48
5.015	5.008	0.007	233424	0.07729	25.76	118.77- 197.96	159.79
5.349	5.339	0.010	439534	0.07790	25.97	225.39- 375.66	300.88
		Average of Peak Concentrations =			26.09		

Data File: \\CANSVR11\DD\chem\GCS\a2hp10.i\90408-1.b\011F1101.D
Date : 08-APR-2009 10:09
Client ID:
Instrument: a2hp10.i
Sample Info: 1262 10ML MDL
Volume Injected (uL): 1.0
Operator:
Column phase: restek pest clpI
Column diameter: 0.53

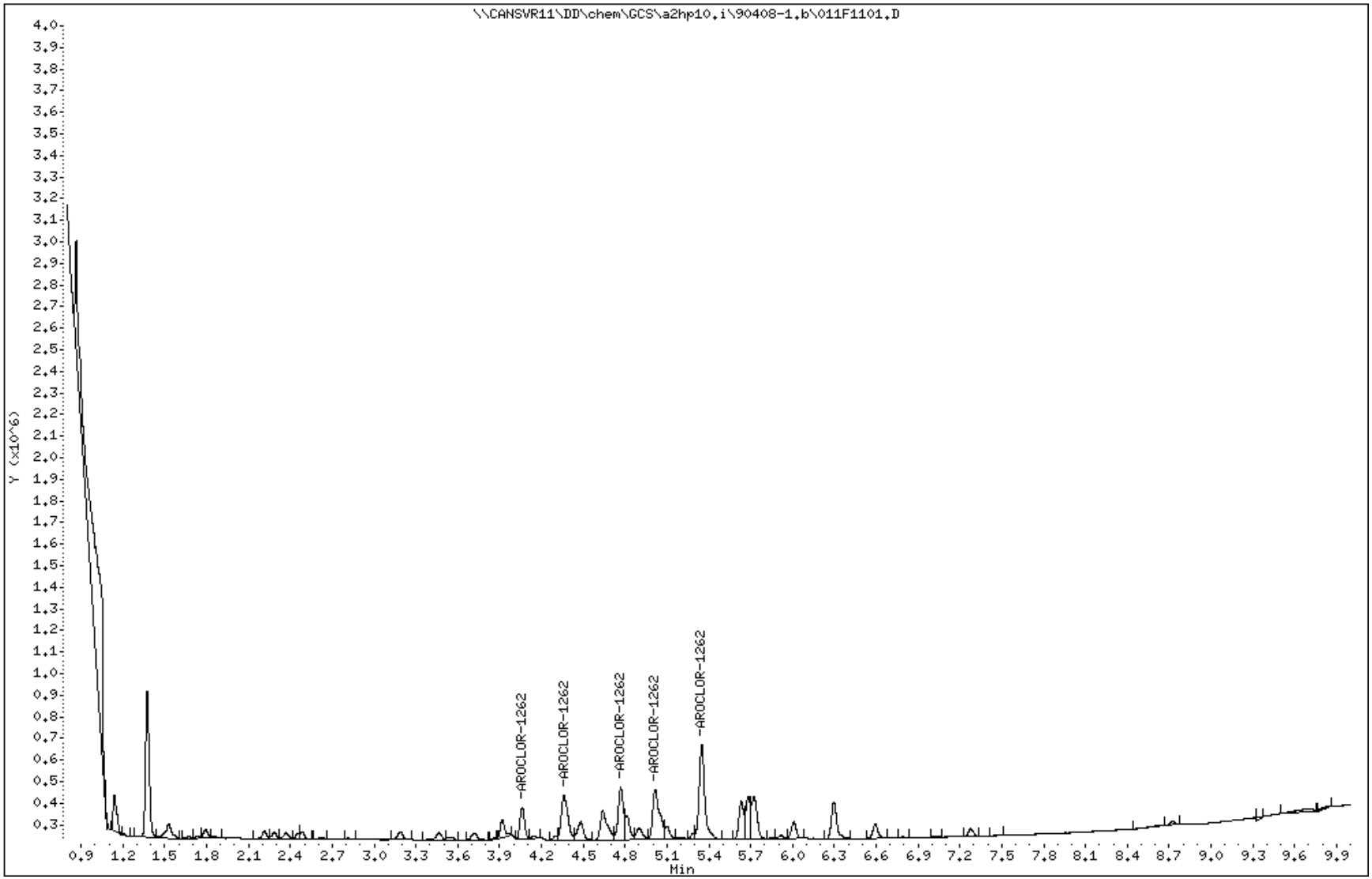

Data File: \\CANSVR11\DD\chem\GCS\a2hp10.i\90408-1.b\012F1201.D
Report Date: 15-Apr-2009 15:08

TestAmerica North Canton

PCB 8082/608

Data file : \\CANSVR11\DD\chem\GCS\a2hp10.i\90408-1.b\012F1201.D
Lab Smp Id: 1268 10ML MDL
Inj Date : 08-APR-2009 10:25
Operator : Inst ID: a2hp10.i
Smp Info : 1268 10ML MDL
Misc Info : 14-AR1268.SUB TV=24.75UG/KG
Comment :
Method : \\CANSVR11\DD\chem\GCS\a2hp10.i\90408-1.b\PCB10.m
Meth Date : 08-Apr-2009 15:08 Quant Type: ESTD
Cal Date : 10-MAR-2009 19:15 Cal File: 043F4301.D
Als bottle: 12
Dil Factor: 1.00000
Integrator: Falcon Compound Sublist: 14-AR1268.SUB
Target Version: 4.14 Sample Matrix: SOIL
Processing Host: CANPMSV21

Concentration Formula: Amt * DF * Vt/Vo * CpndVariable

Name	Value	Description
DF	1.000	Dilution Factor
Vt	10000.000	final volume
Vo	30.000	initial volume
Cpnd Variable		Local Compound Variable

RT	EXP RT	DLT RT	RESPONSE	CONCENTRATIONS ON-COL (ng)	FINAL (ug/kg)	TARGET RANGE	RATIO
10 AROCLOR-1268					CAS #: 11100-14-4		
5.012	5.004	0.008	95429	0.05353	17.84	75.00- 125.00	100.00
5.683	5.674	0.009	408731	0.05967	19.89	304.14- 506.91	428.31
5.720	5.709	0.011	388902	0.06093	20.31	282.95- 471.58	407.53
5.918	5.909	0.009	317677	0.05945	19.82	236.31- 393.85	332.89
6.593	6.583	0.010	981828	0.06196	20.65	713.15-1188.59	1028.86
		Average of Peak Concentrations =			19.70		

Data File: \\CANSVR11\DD\chem\GCS\a2hp10.i\90408-1.b\012F1201.D
Date : 08-APR-2009 10:25
Client ID:
Instrument: a2hp10.i
Sample Info: 1268 10ML MDL
Volume Injected (uL): 1.0
Operator:
Column phase: restek pest clpI
Column diameter: 0.53

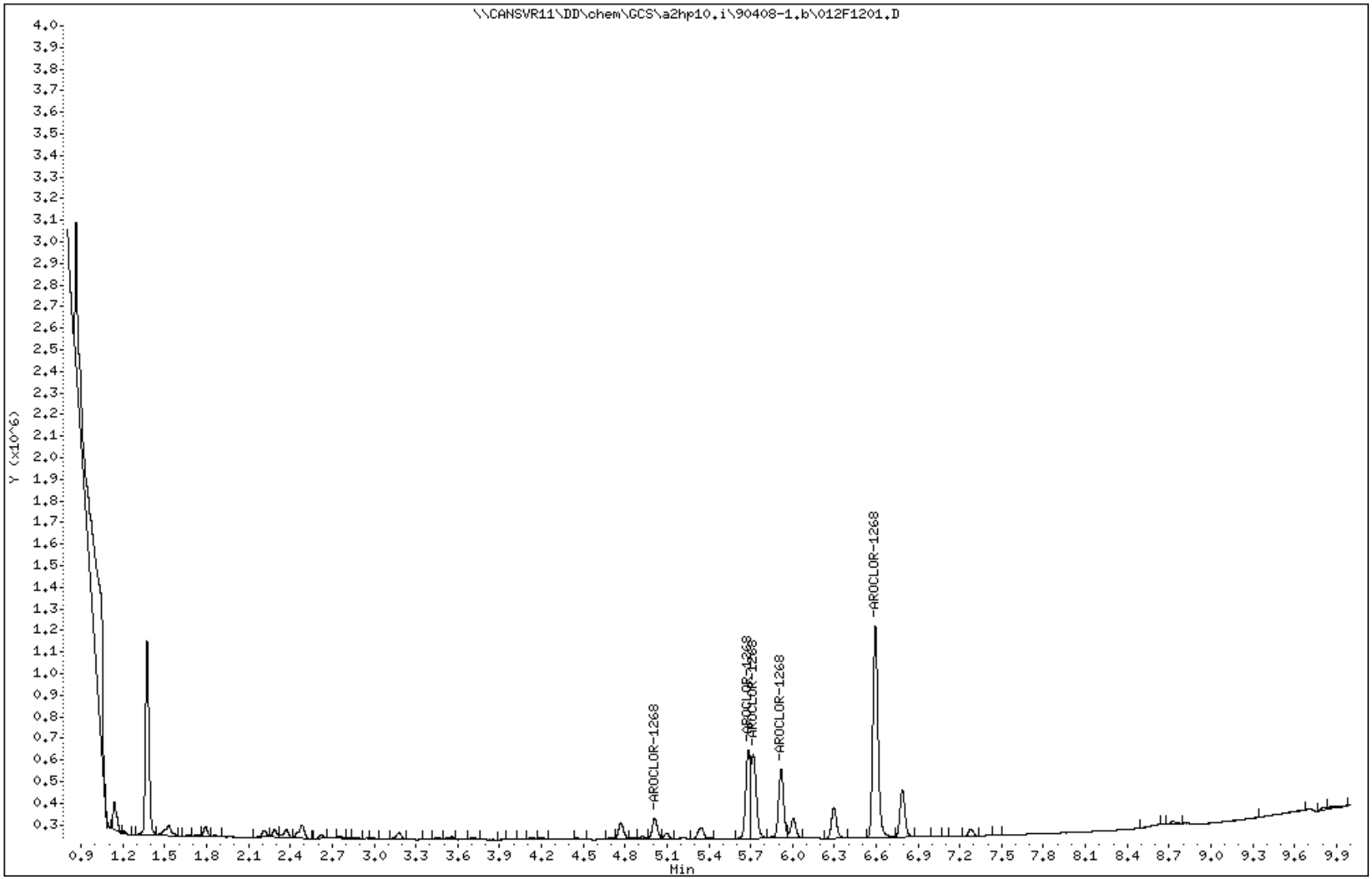

Data File: \\CANSVR11\DD\chem\GCS\a2hp10.i\90408-1.b\013F1301.D
Report Date: 15-Apr-2009 15:10

TestAmerica North Canton

PCB 8082/608

Data file : \\CANSVR11\DD\chem\GCS\a2hp10.i\90408-1.b\013F1301.D
Lab Smp Id: BLK 10ML MDL
Inj Date : 08-APR-2009 10:40
Operator : Inst ID: a2hp10.i
Smp Info : BLK 10ML MDL
Misc Info :
Comment :
Method : \\CANSVR11\DD\chem\GCS\a2hp10.i\90408-1.b\PCB10.m
Meth Date : 08-Apr-2009 15:08 Quant Type: ESTD
Cal Date : 10-MAR-2009 19:15 Cal File: 043F4301.D
Als bottle: 13
Dil Factor: 1.00000
Integrator: Falcon Compound Sublist: all.sub
Target Version: 4.14 Sample Matrix: SOIL
Processing Host: CANPMSV21

Concentration Formula: Amt * DF * Vt/Vo * CpndVariable

Name	Value	Description
DF	1.000	Dilution Factor
Vt	10000.000	final volume
Vo	30.000	initial volume
Cpnd Variable		Local Compound Variable

RT	EXP RT	DLT RT	RESPONSE	CONCENTRATIONS ON-COL (ng)	FINAL (ug/kg)	TARGET RANGE	RATIO	
$ 1 TCMX					CAS #: 877-09-8			
1.137	1.222	-0.085	133597	1.e-003	0.3318			(R)
2 AROCLOR-1221					CAS #: 11104-28-2			

Peaks not detected for Quant. or Qual. signal(s).

3 AROCLOR-1016 CAS #: 12674-11-2

Compound Not Detected

4 AROCLOR-1232 CAS #: 11141-16-5

Compound Not Detected

Data File: \\CANSVR11\DD\chem\GCS\a2hp10.i\90408-1.b\013F1301.D
Report Date: 15-Apr-2009 15:10

RT	EXP RT	DLT RT	RESPONSE	CONCENTRATIONS ON-COL (ng)	FINAL (ug/kg)	TARGET RANGE	RATIO

5 AROCLOR-1242 CAS #: 53469-21-9

Compound Not Detected

---

6 AROCLOR-1248 CAS #: 12672-29-6

Compound Not Detected

---

7 AROCLOR-1254 CAS #: 11097-69-1

Peaks not detected for Quant. or Qual. signal(s).

---

8 AROCLOR-1260 CAS #: 11096-82-5

Peaks not detected for Quant. or Qual. signal(s).

---

9 AROCLOR-1262 CAS #: 37324-23-5

Peaks not detected for Quant. or Qual. signal(s).

---

10 AROCLOR-1268 CAS #: 11100-14-4

Peaks not detected for Quant. or Qual. signal(s).

M 11 TOTAL PCB CAS #: 1336-36-3

Compound Not Detected

$ 12 DCB CAS #: 2051-24-3

6.716 6.787 -0.071 6899 7e-005 0.02379 (R)

QC Flag Legend

R - Spike/Surrogate failed recovery limits.

Data File: \\CANSVR11\DD\chem\GCS\a2hp10.i\90408-1.b\013F1301.D
Date : 08-APR-2009 10:40
Client ID:
Instrument: a2hp10.i
Sample Info: BLK 10ML MDL
Volume Injected (uL): 1.0
Operator:
Column phase: restek pest clpI
Column diameter: 0.53

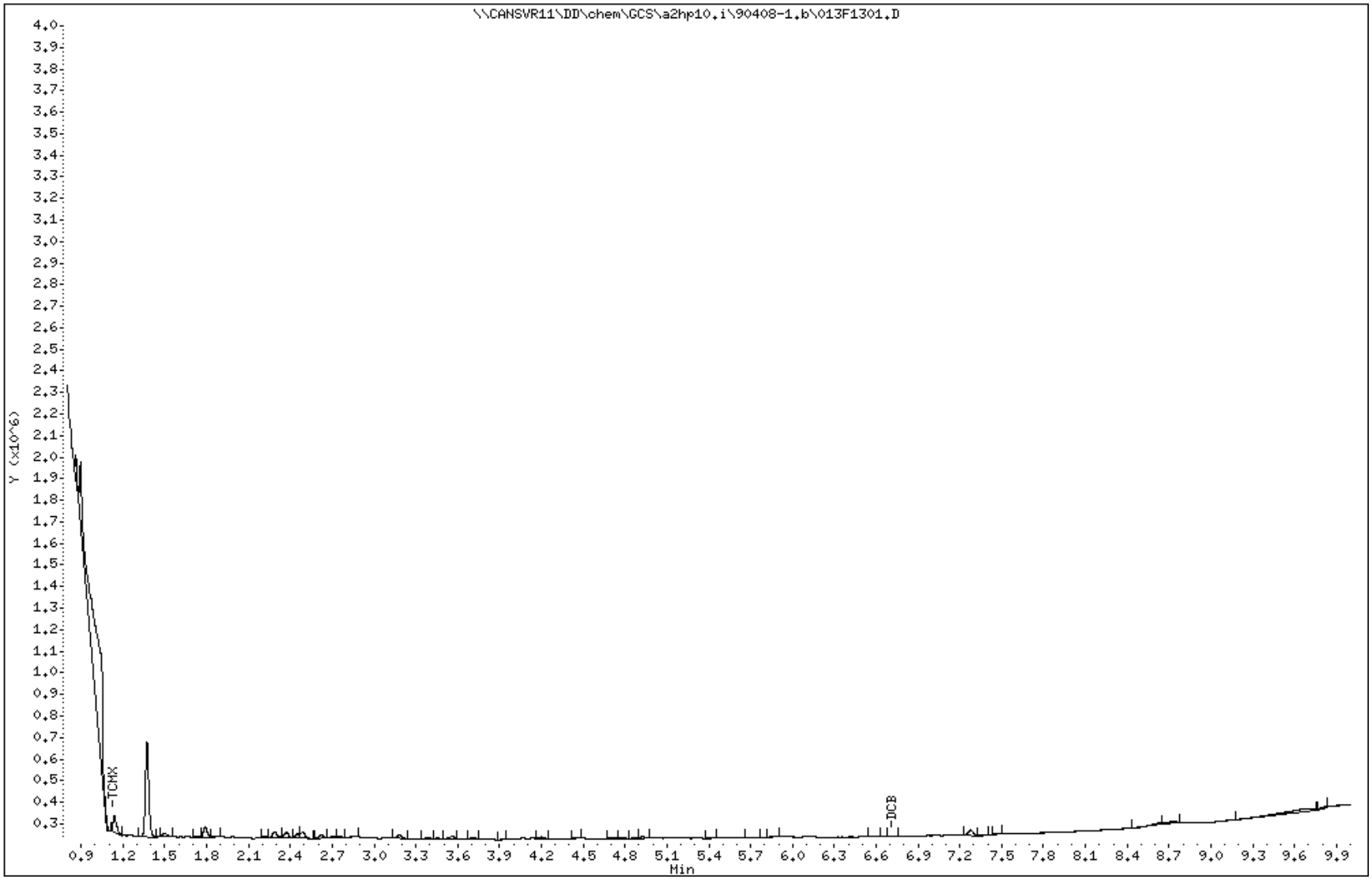

Data File: \\CANSVR11\DD\chem\GCS\a2hp10.i\90408-1.b\014F1401.D
Report Date: 15-Apr-2009 15:08

TestAmerica North Canton

PCB 8082/608

Data file : \\CANSVR11\DD\chem\GCS\a2hp10.i\90408-1.b\014F1401.D
Lab Smp Id: 2154 10ML MDL
Inj Date : 08-APR-2009 10:55
Operator : Inst ID: a2hp10.i
Smp Info : 2154 10ML MDL
Misc Info : 9-AR2154.SUB TV=24.75UG/KG
Comment :
Method : \\CANSVR11\DD\chem\GCS\a2hp10.i\90408-1.b\PCB10.m
Meth Date : 08-Apr-2009 15:08 Quant Type: ESTD
Cal Date : 10-MAR-2009 19:15 Cal File: 043F4301.D
Als bottle: 14
Dil Factor: 1.00000
Integrator: Falcon Compound Sublist: 9-AR2154.SUB
Target Version: 4.14 Sample Matrix: SOIL
Processing Host: CANPMSV21

Concentration Formula: Amt * DF * Vt/Vo * CpndVariable

Name	Value	Description
DF	1.000	Dilution Factor
Vt	10000.000	final volume
Vo	30.000	initial volume
Cpnd Variable		Local Compound Variable

RT	EXP RT	DLT RT	RESPONSE	CONCENTRATIONS ON-COL (ng)	FINAL (ug/kg)	TARGET RANGE	RATIO
7 AROCLOR-1254					CAS #: 11097-69-1		
3.193	3.193	0.000	155149	0.09553	31.84	80.00- 120.00	100.00
3.866	3.864	0.002	293069	0.09837	32.79	147.06- 245.09	188.90
4.158	4.158	0.000	219719	0.10464	34.88	106.06- 176.77	141.62
4.355	4.354	0.001	172561	0.09984	33.28	83.19- 138.64	111.22
4.641	4.640	0.001	249166	0.09971	33.24	126.76- 211.27	160.60
Average of Peak Concentrations =					33.21		
2 AROCLOR-1221					CAS #: 11104-28-2		

Peaks not detected for Quant. or Qual. signal(s).

Data File: \\CANSVR11\DD\chem\GCS\a2hp10.i\90408-1.b\014F1401.D
Date : 08-APR-2009 10:55
Client ID:
Instrument: a2hp10.i
Sample Info: 2154 10ML MDL
Volume Injected (uL): 1.0
Operator:
Column phase: restek pest clpI
Column diameter: 0.53

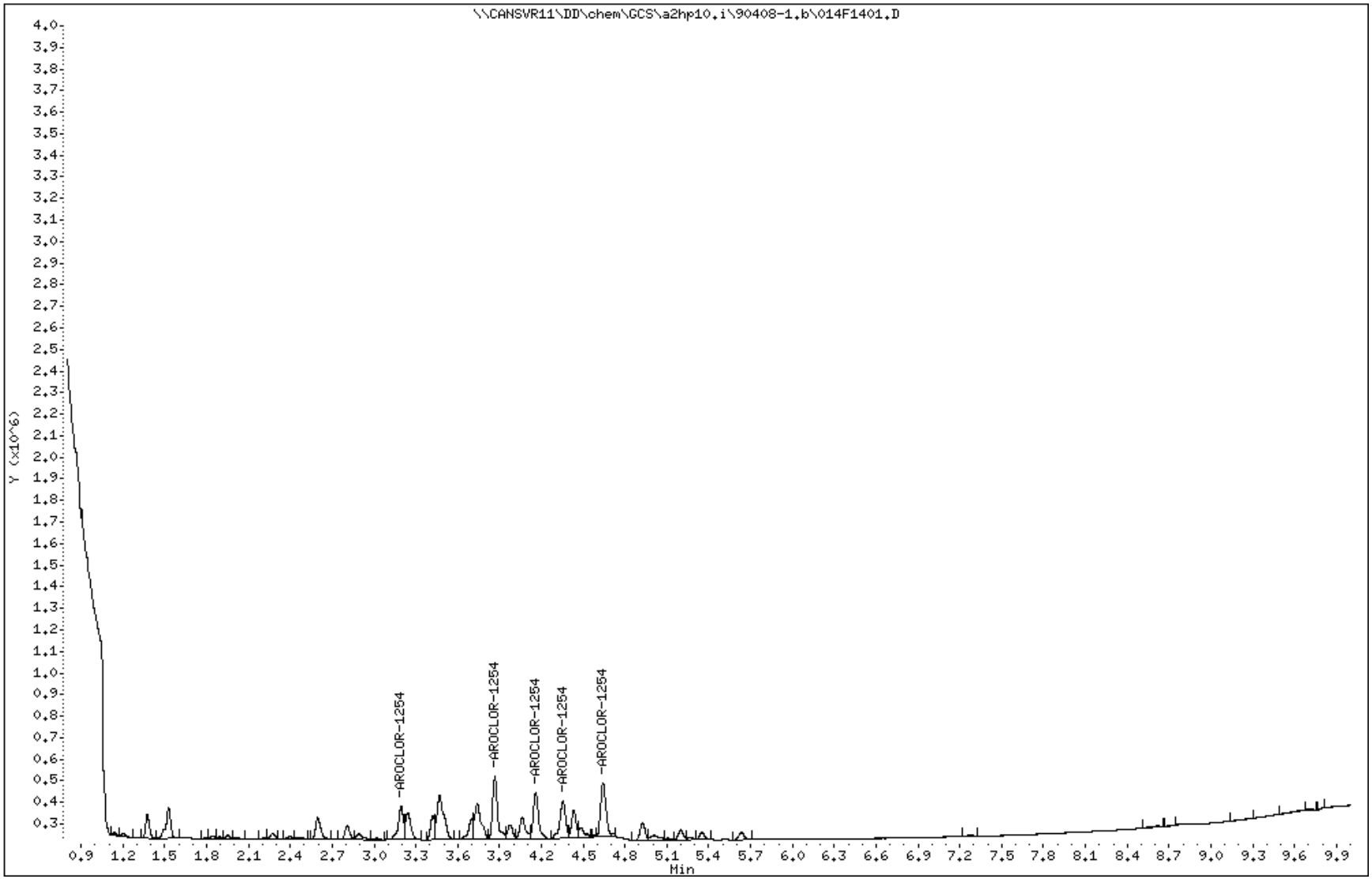

Data File: \\CANSVR11\DD\chem\GCS\a2hp10.i\90408-1.b\015F1501.D
Report Date: 15-Apr-2009 15:09

TestAmerica North Canton

PCB 8082/608

Data file : \\CANSVR11\DD\chem\GCS\a2hp10.i\90408-1.b\015F1501.D
Lab Smp Id: 1660 10ML MDL
Inj Date : 08-APR-2009 11:11
Operator : Inst ID: a2hp10.i
Smp Info : 1660 10ML MDL
Misc Info : 12-AR1660TD.SUB TV=24.75UG/KG
Comment :
Method : \\CANSVR11\DD\chem\GCS\a2hp10.i\90408-1.b\PCB10.m
Meth Date : 08-Apr-2009 15:08 Quant Type: ESTD
Cal Date : 10-MAR-2009 19:15 Cal File: 043F4301.D
Als bottle: 15
Dil Factor: 1.00000
Integrator: Falcon Compound Sublist: 12-AR1660TD.SUB
Target Version: 4.14 Sample Matrix: SOIL

Concentration Formula: Amt * DF * Vt/Vo * CpndVariable

Name	Value	Description
DF	1.000	Dilution Factor
Vt	10000.000	final volume
Vo	30.000	initial volume
Cpnd Variable		Local Compound Variable

RT	EXP RT	DLT RT	RESPONSE	CONCENTRATIONS ON-COL (ng)	FINAL (ug/kg)	TARGET RANGE	RATIO	
$ 1 TCMX					CAS #: 877-09-8			
1.222	1.222	0.000	604099	0.00450	1.500			(R)
3 AROCLOR-1016					CAS #: 12674-11-2			
1.526	1.525	0.001	121501	0.09150	30.50	80.00- 120.00	100.00	(M)
1.840	1.839	0.001	184495	0.09092	30.31	115.95- 193.24	151.85	
2.270	2.269	0.001	317488	0.09250	30.83	210.16- 350.26	261.30	
2.399	2.399	0.000	156315	0.09123	30.41	101.15- 168.58	128.65	
2.810	2.809	0.001	139045	0.09648	32.16	83.77- 139.61	114.44	
		Average of Peak Concentrations =			30.84			
8 AROCLOR-1260					CAS #: 11096-82-5			
4.062	4.060	0.002	501684	0.09686	32.29	80.00- 120.00	100.00	
4.358	4.358	0.000	1032937	0.11050	36.83	141.53- 235.88	205.89	
4.640	4.639	0.001	924261	0.10539	35.13	123.06- 205.10	184.23	
5.349	5.349	0.000	1296935	0.10764	35.88	177.84- 296.40	258.52	
5.632	5.632	0.000	634383	0.10711	35.70	83.41- 139.01	126.45	
		Average of Peak Concentrations =			35.17			
$ 12 DCB					CAS #: 2051-24-3			

```
6.787    6.787    0.000          559152 0.00578    1.928                      (R)
--------------------------------------------------------------------------------
```

Data File: \\CANSVR11\DD\chem\GCS\a2hp10.i\90408-1.b\015F1501.D
Report Date: 15-Apr-2009 15:09

QC Flag Legend

R - Spike/Surrogate failed recovery limits.
M - Compound response manually integrated.

Data File: \\CANSVR11\DD\chem\GCS\a2hp10.i\90408-1.b\015F1501.D
Date : 08-APR-2009 11:11
Client ID:
Instrument: a2hp10.i
Sample Info: 1660 10ML MDL
Volume Injected (uL): 1.0
Operator:
Column phase: restek pest clpI
Column diameter: 0.53

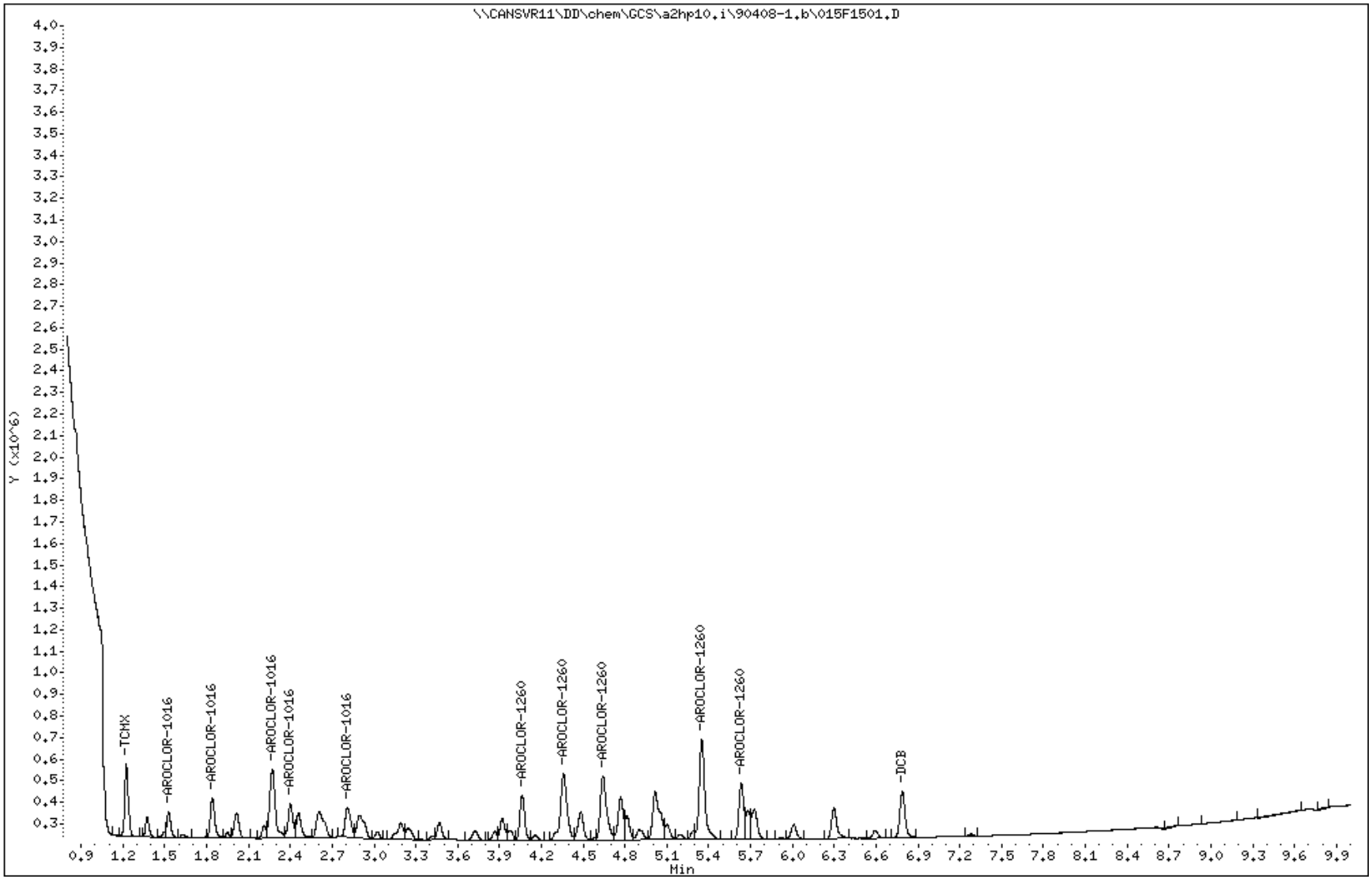

Data File Name: 015F1501.D
Inj. Date and Time: 08-APR-2009 11:11
Instrument ID: a2hp10.i
Client ID:
Compound Name: AROCLOR-1016
CAS #: 12674-11-2
Report Date: 04/15/2009

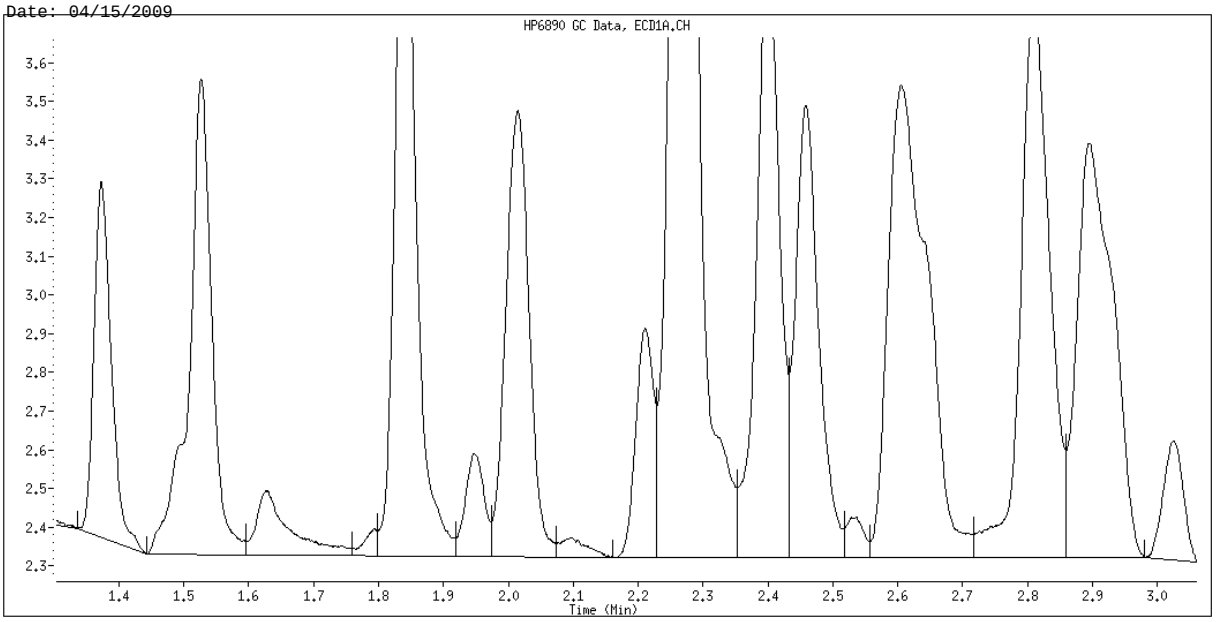

Original Integration

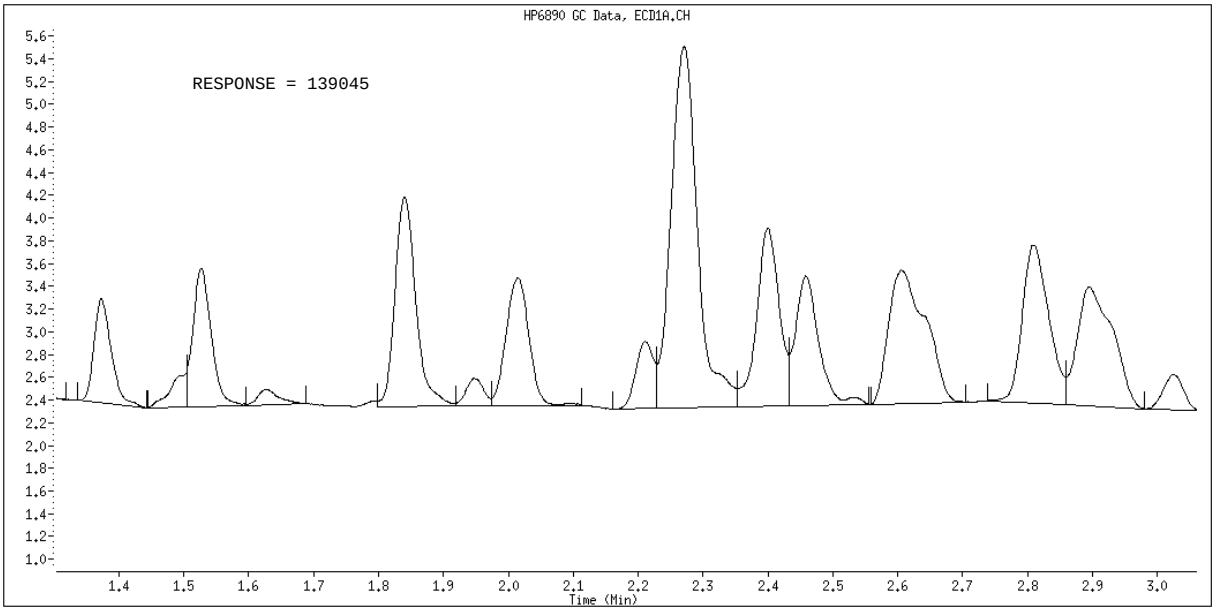

Manual Integration

Manually Integrated By: hassl
Manual Integration Reason: Split Peak

Data File: \\CANSVR11\DD\chem\GCS\a2hp10.i\90408-1.b\016F1601.D
Report Date: 15-Apr-2009 15:10

TestAmerica North Canton

PCB 8082/608

Data file : \\CANSVR11\DD\chem\GCS\a2hp10.i\90408-1.b\016F1601.D
Lab Smp Id: BLK 10ML MDL
Inj Date : 08-APR-2009 13:25
Operator : Inst ID: a2hp10.i
Smp Info : BLK 10ML MDL
Misc Info :
Comment :
Method : \\CANSVR11\DD\chem\GCS\a2hp10.i\90408-1.b\PCB10.m
Meth Date : 08-Apr-2009 15:08 Quant Type: ESTD
Cal Date : 10-MAR-2009 19:15 Cal File: 043F4301.D
Als bottle: 16
Dil Factor: 1.00000
Integrator: Falcon Compound Sublist: all.sub
Target Version: 4.14 Sample Matrix: SOIL
Processing Host: CANPMSV21

Concentration Formula: Amt * DF * Vt/Vo * CpndVariable

Name	Value	Description
DF	1.000	Dilution Factor
Vt	10000.000	final volume
Vo	30.000	initial volume
Cpnd Variable		Local Compound Variable

RT	EXP RT	DLT RT	RESPONSE	CONCENTRATIONS ON-COL (ng)	FINAL (ug/kg)	TARGET RANGE	RATIO
$ 1 TCMX					CAS #: 877-09-8		
1.168	1.222	-0.054	20032	1e-004	0.04975		(R)
2 AROCLOR-1221					CAS #: 11104-28-2		
Compound Not Detected							
3 AROCLOR-1016					CAS #: 12674-11-2		
Compound Not Detected							
4 AROCLOR-1232					CAS #: 11141-16-5		
Compound Not Detected							

Data File: \\CANSVR11\DD\chem\GCS\a2hp10.i\90408-1.b\016F1601.D
Report Date: 15-Apr-2009 15:10

RT	EXP RT	DLT RT	RESPONSE	CONCENTRATIONS ON-COL (ng)	FINAL (ug/kg)	TARGET RANGE	RATIO

5 AROCLOR-1242 CAS #: 53469-21-9

Compound Not Detected

---

6 AROCLOR-1248 CAS #: 12672-29-6

Peaks not detected for Quant. or Qual. signal(s).

---

7 AROCLOR-1254 CAS #: 11097-69-1

Peaks not detected for Quant. or Qual. signal(s).

---

8 AROCLOR-1260 CAS #: 11096-82-5

Peaks not detected for Quant. or Qual. signal(s).

---

9 AROCLOR-1262 CAS #: 37324-23-5

Peaks not detected for Quant. or Qual. signal(s).

---

10 AROCLOR-1268 CAS #: 11100-14-4

Peaks not detected for Quant. or Qual. signal(s).

M 11 TOTAL PCB CAS #: 1336-36-3

Compound Not Detected

$ 12 DCB CAS #: 2051-24-3

Peaks not detected for Quant. or Qual. signal(s).

QC Flag Legend

R - Spike/Surrogate failed recovery limits.

Data File: \\CANSVR11\DD\chem\GCS\a2hp10.i\90408-1.b\016F1601.D
Date : 08-APR-2009 13:25
Client ID:
Instrument: a2hp10.i
Sample Info: BLK 10ML MDL
Volume Injected (uL): 1.0
Operator:
Column phase: restek pest clpI
Column diameter: 0.53

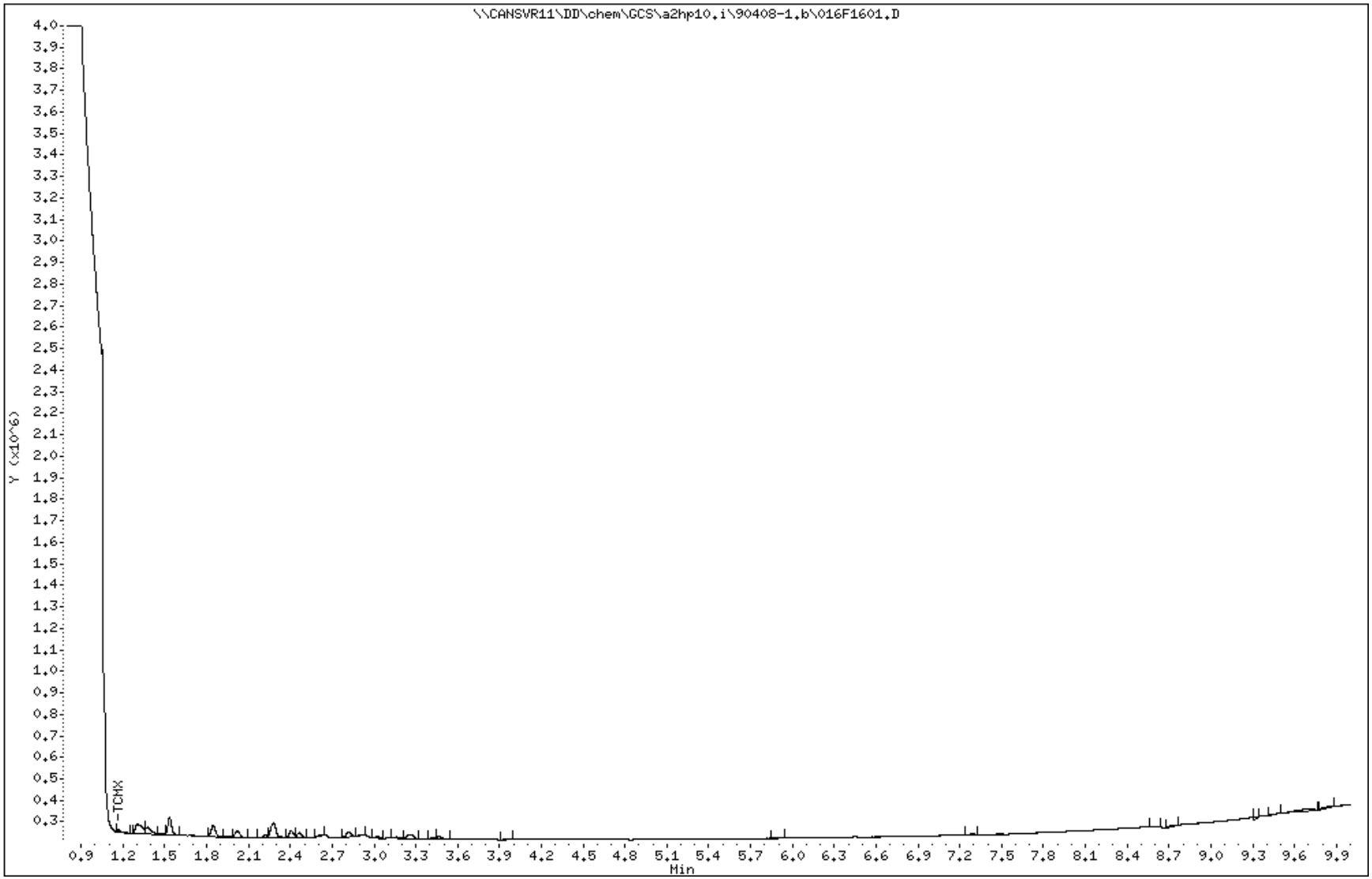

TestAmerica
THE LEADER IN ENVIRONMENTAL TESTING

RAW QC DATA

LABORATORY CONTROL SAMPLE EVALUATION REPORT

GC Semivolatiles

Client Lot #...: A9C310174 **Work Order #...:** K9F421AC **Matrix.....:** SOLID
LCS Lot-Sample#: A9D020000-157
Prep Date.....: 04/02/09 **Analysis Date..:** 04/06/09
Prep Batch #...: 9092157
Dilution Factor: 1 **Final Wgt/Vol..:** 10 mL
Initial Wgt/Vol: 30 g

PARAMETER	PERCENT RECOVERY	RECOVERY LIMITS	METHOD
Aroclor 1016	**75**	**(53 - 143)**	**SW846 8082**
Aroclor 1260	**95**	**(71 - 134)**	**SW846 8082**

SURROGATE	PERCENT RECOVERY	RECOVERY LIMITS
Tetrachloro-m-xylene	79	(50 - 150)
Decachlorobiphenyl	113	(50 - 150)

NOTE(S):

Calculations are performed before rounding to avoid round-off errors in calculated results.

Bold print denotes control parameters

LABORATORY CONTROL SAMPLE DATA REPORT

GC Semivolatiles

Client Lot #...: A9C310174 **Work Order #...:** K9F421AC **Matrix.....:** SOLID
LCS Lot-Sample#: A9D020000-157
Prep Date.....: 04/02/09 **Analysis Date..:** 04/06/09
Prep Batch #...: 9092157
Dilution Factor: 1 **Final Wgt/Vol..:** 10 mL
Initial Wgt/Vol: 30 g

PARAMETER	SPIKE AMOUNT	MEASURED AMOUNT	UNITS	PERCENT RECOVERY	METHOD
Aroclor 1016	**330**	**250**	**ug/kg**	**75**	**SW846 8082**
Aroclor 1260	**330**	**320**	**ug/kg**	**95**	**SW846 8082**

SURROGATE	PERCENT RECOVERY	RECOVERY LIMITS
Tetrachloro-m-xylene	79	(50 - 150)
Decachlorobiphenyl	113	(50 - 150)

NOTE(S):

Calculations are performed before rounding to avoid round-off errors in calculated results.

Bold print denotes control parameters

TestAmerica North Canton

PCB 8082/608

Data file : \\CANSVR11\dd\chem\GCS\a2hp10.i\90406-1.b\019F1901.D
Lab Smp Id: K9F421AC Client Smp ID: INTRA-LAB CHECK
Inj Date : 06-APR-2009 12:06
Operator : Inst ID: a2hp10.i
Smp Info : K9F421AC
Misc Info : 12-AR1660TD.SUB,SLCS.SPK
Comment   :
Method   : \\CANSVR11\dd\chem\GCS\a2hp10.i\90406-1.b\PCB10.m
Meth Date : 06-Apr-2009 10:46 Quant Type: ESTD
Cal Date : 10-MAR-2009 19:15 Cal File: 043F4301.D
Als bottle: 19 QC Sample: METHOD SPIKE
Dil Factor: 1.00000
Integrator: Falcon Compound Sublist: 12-AR1660TD.SUB
Target Version: 4.14 Sample Matrix: SOIL
Processing Host: CANSVR11

Concentration Formula: Amt * DF * Vt/Vo * CpndVariable

Name	Value	Description
DF	1.000	Dilution Factor
Vt	10000.000	final volume
Vo	30.000	initial volume
Cpnd Variable		Local Compound Variable

RT	EXP RT	DLT RT	RESPONSE	CONCENTRATIONS ON-COL (ng)	FINAL (ug/kg)	TARGET RANGE	RATIO
$ 1 TCMX					CAS #: 877-09-8		
1.222	1.221	0.001	2119803	0.01579	5.265		
3 AROCLOR-1016					CAS #: 12674-11-2		
1.525	1.524	0.001	875158	0.65903	219.7	80.00- 120.00	100.00
1.839	1.838	0.001	1494879	0.73669	245.6	113.65- 189.42	170.81
2.270	2.269	0.001	2847145	0.82956	276.5	204.34- 340.56	325.33
2.399	2.399	0.000	1320847	0.77091	257.0	98.44- 164.07	150.93
2.808	2.808	0.000	1096063	0.76057	253.5	81.71- 136.19	125.24
Average of Peak Concentrations =					250.4		
8 AROCLOR-1260					CAS #: 11096-82-5		
4.060	4.060	0.000	4631049	0.89410	298.0	80.00- 120.00	100.00
4.356	4.357	-0.001	9327090	0.99778	332.6	146.92- 244.87	201.40
4.639	4.639	0.000	9045536	1.03139	343.8	130.77- 217.95	195.32
5.348	5.348	0.000	10608796	0.88047	293.5	183.80- 306.33	229.08
5.630	5.630	0.000	5622311	0.94927	316.4	89.42- 149.04	121.40
Average of Peak Concentrations =					316.9		

```
$  12 DCB                                        CAS #: 2051-24-3
6.785    6.785    0.000         2190420 0.02266    7.553
-------------------------------------------------------------------------------
```

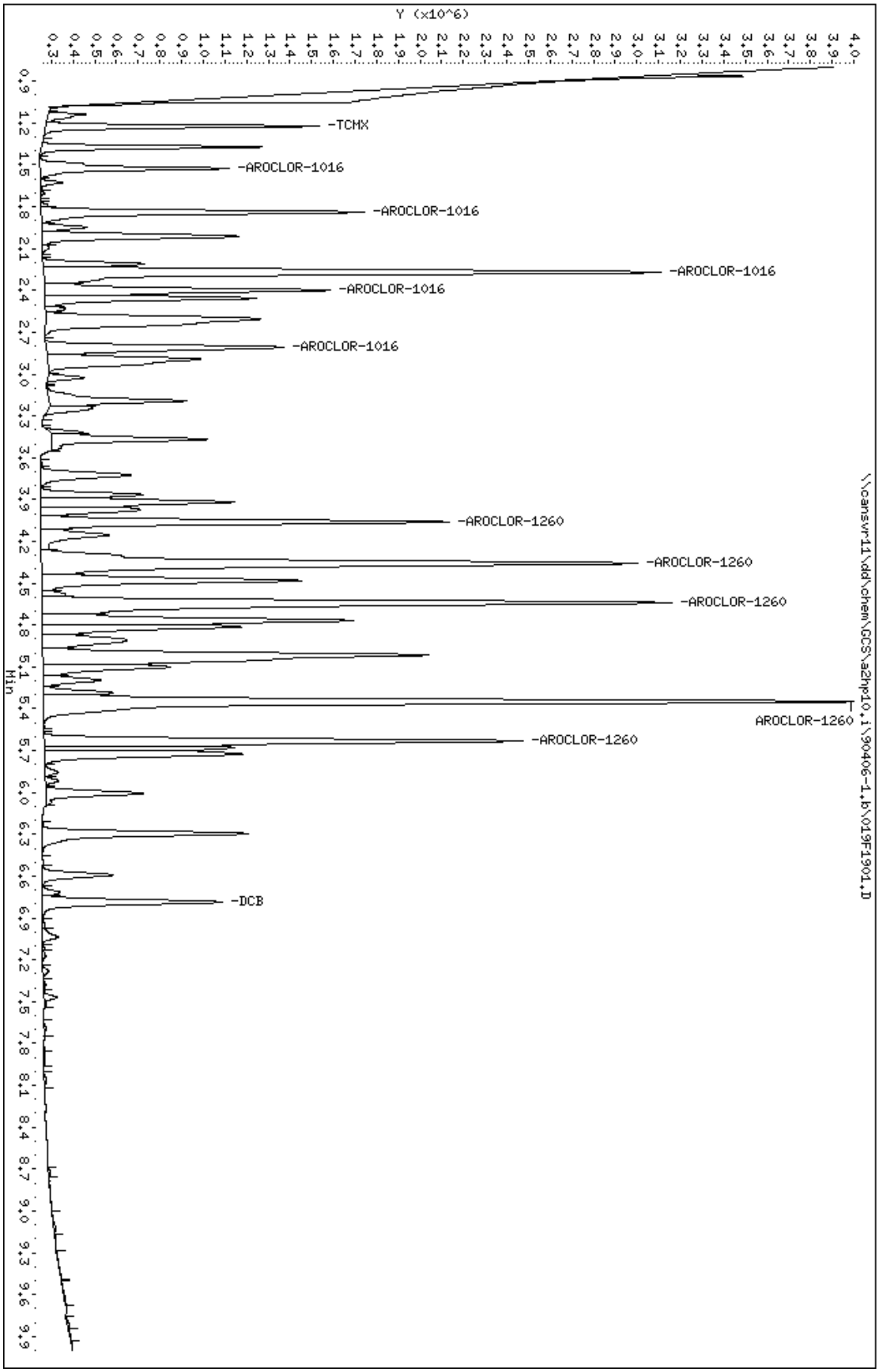
Data File: \\cansvr11\dd\chem\GCS\a2hp10,i\90406-1,b\019F1901.D
Date : 06-APR-2009 12:06
Client ID: INTRA-LAB CHECK
Sample Info: K9F421AC
Volume Injected (uL): 1.0
Column phase: restek pest clpI
Instrument: a2hp10,i
Operator:
Column diameter: 0.53
Y (x10^6)
Min
-TCMX
-AROCLOR-1016
-AROCLOR-1016
-AROCLOR-1016
-AROCLOR-1016
-AROCLOR-1016
-AROCLOR-1260
-AROCLOR-1260
-AROCLOR-1260
AROCLOR-1260
-AROCLOR-1260
-DCB
\\cansvr11\dd\chem\GCS\a2hp10,i\90406-1,b\019F1901.D

LABORATORY CONTROL SAMPLE EVALUATION REPORT

GC Semivolatiles

Client Lot #...: A9C310174 **Work Order #...:** K9QRQ1AC-LCS **Matrix.....:** WATER
LCS Lot-Sample#: A9D080000-199 K9QRQ1AD-LCSD
Prep Date.....: 04/08/09 **Analysis Date..:** 04/10/09
Prep Batch #...: 9098199
Dilution Factor: 2 **Final Wgt/Vol..:** 5 mL
Initial Wgt/Vol: 1000 mL

PARAMETER	PERCENT RECOVERY	RECOVERY LIMITS	RPD	RPD LIMITS	METHOD
Aroclor 1016	**83**	**(58 - 141)**			**SW846 8082**
	82	**(58 - 141)**	**1.3**	**(0-50)**	**SW846 8082**
Aroclor 1260	**88**	**(71 - 143)**			**SW846 8082**
	87	**(71 - 143)**	**1.1**	**(0-50)**	**SW846 8082**

SURROGATE	PERCENT RECOVERY	RECOVERY LIMITS
Tetrachloro-m-xylene	90	(50 - 150)
	84	(50 - 150)
Decachlorobiphenyl	43 *	(50 - 150)
	42 *	(50 - 150)

NOTE(S):

Calculations are performed before rounding to avoid round-off errors in calculated results.

Bold print denotes control parameters

* Surrogate recovery is outside stated control limits.

LABORATORY CONTROL SAMPLE DATA REPORT

GC Semivolatiles

Client Lot #...: A9C310174 **Work Order #...:** K9QRQ1AC-LCS **Matrix.....:** WATER
LCS Lot-Sample#: A9D080000-199 K9QRQ1AD-LCSD
Prep Date.....: 04/08/09 **Analysis Date..:** 04/10/09
Prep Batch #...: 9098199
Dilution Factor: 2 **Final Wgt/Vol..:** 5 mL
Initial Wgt/Vol: 1000 mL

PARAMETER	SPIKE AMOUNT	MEASURED AMOUNT	UNITS	PERCENT RECOVERY	RPD	METHOD
Aroclor 1016	**10**	**8.3**	**ug/L**	**83**		**SW846 8082**
	10	**8.2**	**ug/L**	**82**	**1.3**	**SW846 8082**
Aroclor 1260	**10**	**8.8**	**ug/L**	**88**		**SW846 8082**
	10	**8.7**	**ug/L**	**87**	**1.1**	**SW846 8082**

SURROGATE	PERCENT RECOVERY	RECOVERY LIMITS
Tetrachloro-m-xylene	90	(50 - 150)
	84	(50 - 150)
Decachlorobiphenyl	43 *	(50 - 150)
	42 *	(50 - 150)

NOTE(S):

Calculations are performed before rounding to avoid round-off errors in calculated results.

Bold print denotes control parameters

* Surrogate recovery is outside stated control limits.

Data File: \\cansvr11\dd\chem\GCS\a2hp10.i\90410-1.b\017F1701.D
Report Date: 10-Apr-2009 13:15

TestAmerica North Canton

PCB 8082/608

Data file : \\cansvr11\dd\chem\GCS\a2hp10.i\90410-1.b\017F1701.D
Lab Smp Id: K9QRQ1AC Client Smp ID: INTRA-LAB CHECK
Inj Date : 10-APR-2009 12:05
Operator : Inst ID: a2hp10.i
Smp Info : K9QRQ1AC,2
Misc Info : 12-AR1660TD.SUB,HLCS.SPK
Comment :
Method : \\CANSVR11\dd\chem\GCS\a2hp10.i\90410-1.b\PCB10.m
Meth Date : 10-Apr-2009 13:06 BolgrinD Quant Type: ESTD
Cal Date : 10-MAR-2009 19:15 Cal File: 043F4301.D
Als bottle: 17 QC Sample: METHOD SPIKE
Dil Factor: 2.00000
Integrator: Falcon Compound Sublist: 12-AR1660TD.SUB
Target Version: 4.14 Sample Matrix: WATER
Processing Host: CANPGCSV21

Concentration Formula: Amt * DF * Vt/Vo * CpndVariable

Name	Value	Description
DF	2.000	Dilution Factor
Vt	5000.000	final volume
Vo	1000.000	intitial volume
Cpnd Variable		Local Compound Variable

RT	EXP RT	DLT RT	RESPONSE	CONCENTRATIONS ON-COL (ng)	FINAL (ug/L)	TARGET RANGE	RATIO
$ 1 TCMX					CAS #: 877-09-8		
1.225	1.221	0.004	2402128	0.01790	0.1790		
3 AROCLOR-1016					CAS #: 12674-11-2		
1.527	1.524	0.003	1033713	0.77843	7.784	80.00- 120.00	100.00
1.840	1.838	0.002	1699780	0.83767	8.377	109.20- 182.01	164.43
2.271	2.268	0.003	2911767	0.84839	8.484	186.62- 311.03	281.68
2.400	2.398	0.002	1454359	0.84883	8.488	91.01- 151.68	140.69
2.809	2.807	0.002	1200354	0.83294	8.329	74.52- 124.19	116.12
Average of Peak Concentrations =					8.292		
8 AROCLOR-1260					CAS #: 11096-82-5		
4.062	4.061	0.001	4651937	0.89814	8.981	80.00- 120.00	100.00(M)
4.358	4.358	0.000	8814027	0.94289	9.429	146.98- 244.97	189.47
4.640	4.639	0.001	8694420	0.99135	9.914	131.44- 219.06	186.90
5.350	5.350	0.000	8166932	0.67781	6.778	186.31- 310.52	175.56
5.634	5.633	0.001	5285400	0.89239	8.924	87.04- 145.07	113.62
Average of Peak Concentrations =					8.805		

```
$  12 DCB                                        CAS #: 2051-24-3
6.787    6.788   -0.001          827546 0.00856  0.08561
------------------------------------------------------------------------------
```

Data File: \\cansvr11\dd\chem\GCS\a2hp10.i\90410-1.b\017F1701.D
Report Date: 10-Apr-2009 13:15

QC Flag Legend

M - Compound response manually integrated.

Data File: \\cansvr11\dd\chem\GCS\a2hp10.i\90410-1.b\017F1701.D
Date : 10-APR-2009 12:05
Client ID: INTRA-LAB CHECK
Instrument: a2hp10.i
Sample Info: K9QRQ1AC,2
Purge Volume: 1000.0
Operator:
Column phase: restek pest clpI
Column diameter: 0.53

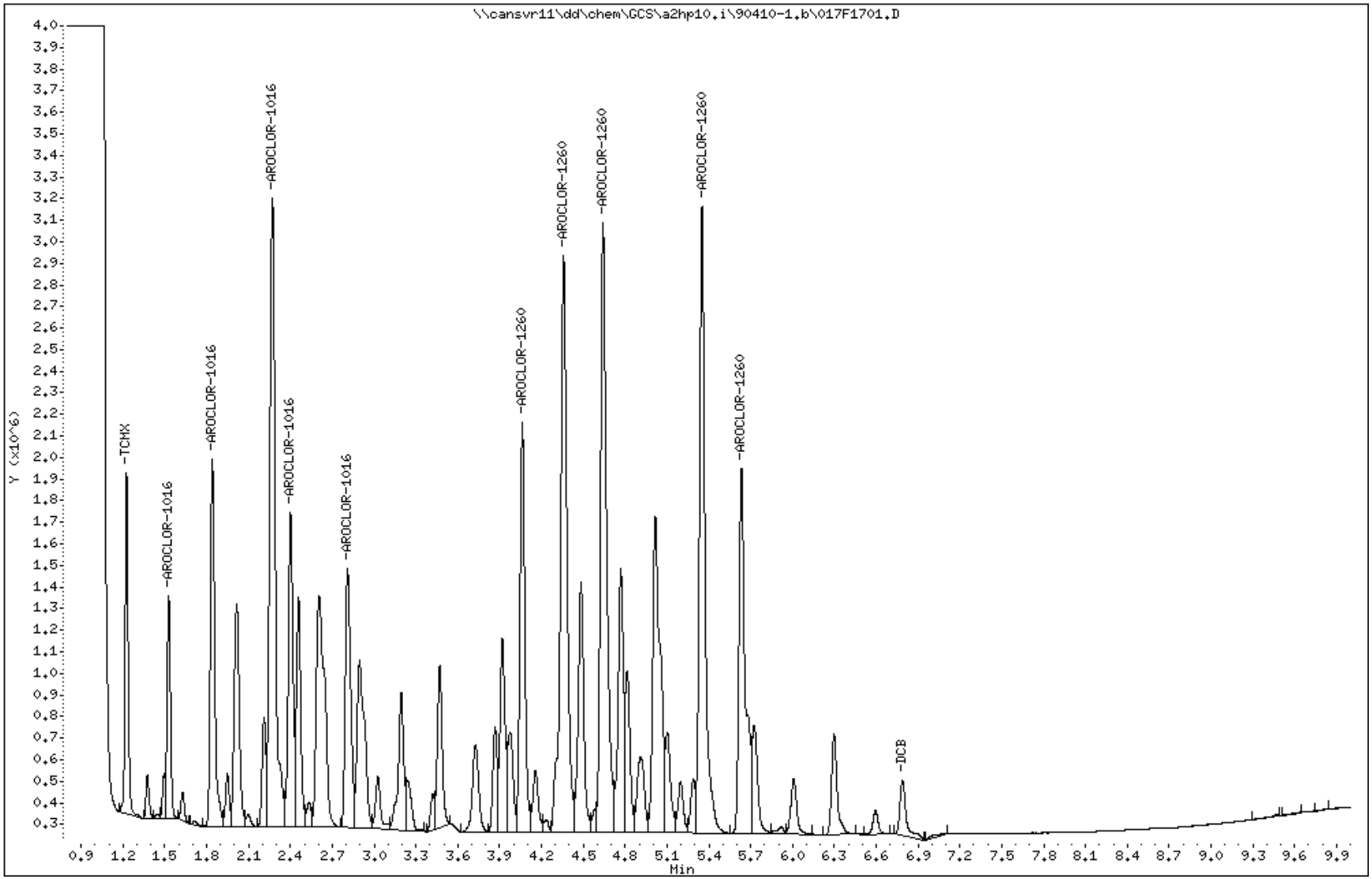

Data File Name: 017F1701.D
Inj. Date and Time: 10-APR-2009 12:05
Instrument ID: a2hp10.i
Client ID: INTRA-LAB CHECK
Compound Name: AROCLOR-1260
CAS #: 11096-82-5
Report Date: 04/10/2009

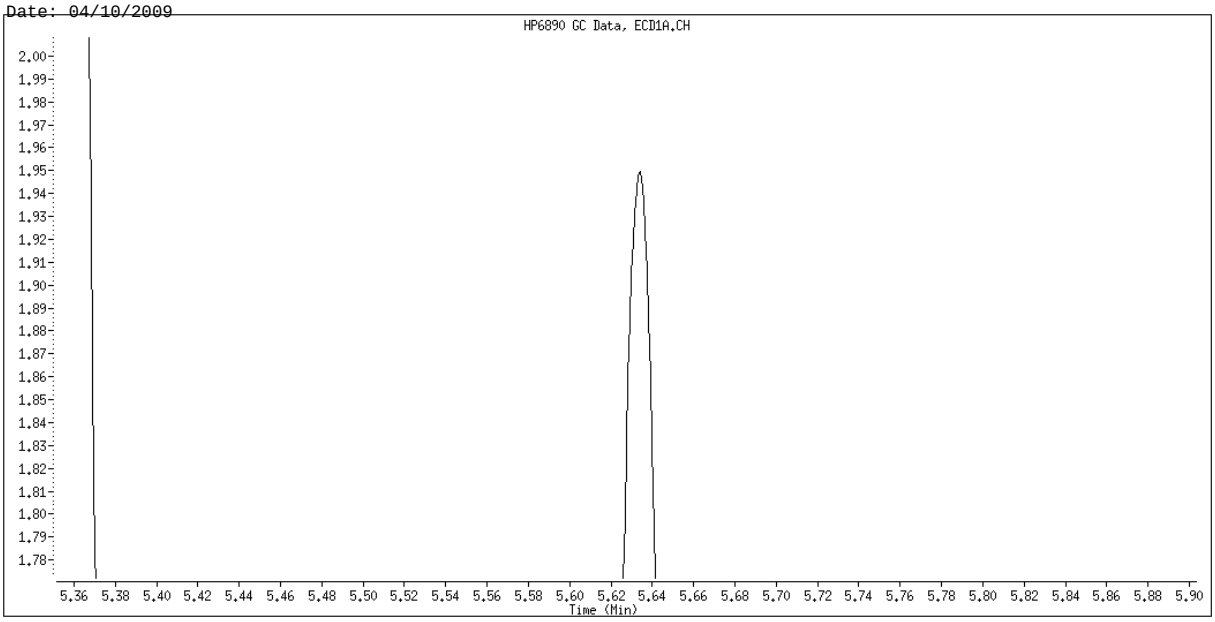

Original Integration

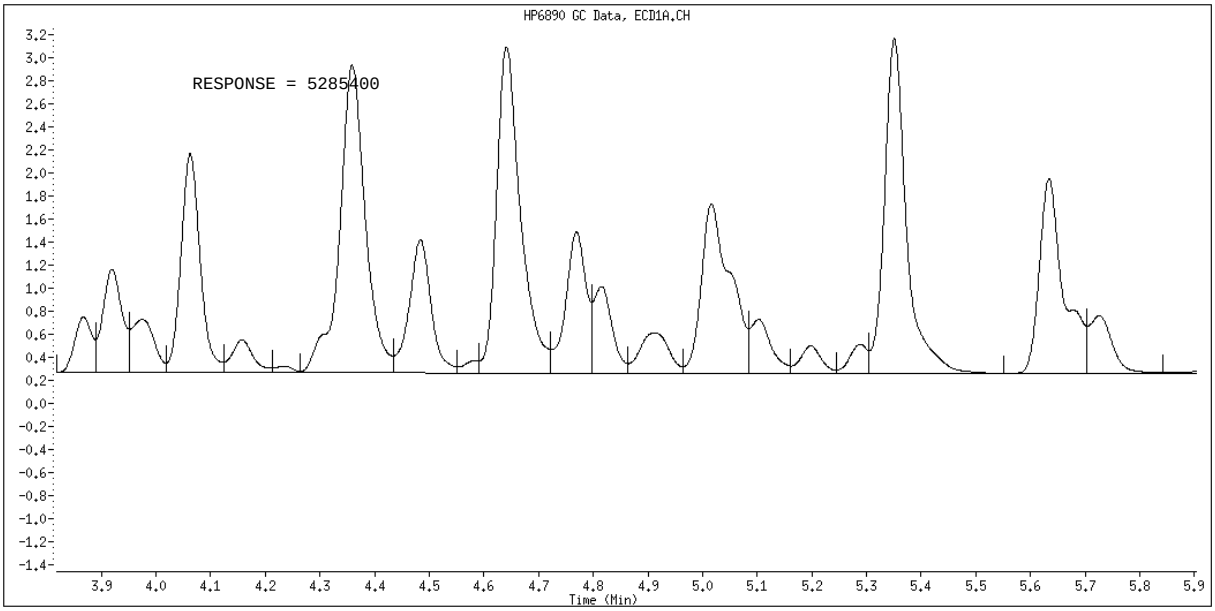

Manual Integration

Manually Integrated By: BolgrinD
Manual Integration Reason: Manually Assigned

Data File: \\cansvr11\dd\chem\GCS\a2hp10.i\90410-1.b\018F1801.D
Report Date: 10-Apr-2009 13:16

TestAmerica North Canton

PCB 8082/608

Data file : \\cansvr11\dd\chem\GCS\a2hp10.i\90410-1.b\018F1801.D
Lab Smp Id: K9QRQ1AD Client Smp ID: INTRA-LAB CHECK
Inj Date : 10-APR-2009 12:20
Operator : Inst ID: a2hp10.i
Smp Info : K9QRQ1AD,2
Misc Info : 12-AR1660TD.SUB,HLCS.SPK
Comment :
Method : \\CANSVR11\dd\chem\GCS\a2hp10.i\90410-1.b\PCB10.m
Meth Date : 10-Apr-2009 13:06 BolgrinD Quant Type: ESTD
Cal Date : 10-MAR-2009 19:15 Cal File: 043F4301.D
Als bottle: 18 QC Sample: METHOD SPIKE
Dil Factor: 2.00000
Integrator: Falcon Compound Sublist: 12-AR1660TD.SUB
Target Version: 4.14 Sample Matrix: WATER
Processing Host: CANPGCSV21

Concentration Formula: Amt * DF * Vt/Vo * CpndVariable

Name	Value	Description
DF	2.000	Dilution Factor
Vt	5000.000	final volume
Vo	1000.000	intitial volume
Cpnd Variable		Local Compound Variable

RT	EXP RT	DLT RT	RESPONSE	CONCENTRATIONS ON-COL (ng)	FINAL (ug/L)	TARGET RANGE	RATIO
$ 1 TCMX					CAS #: 877-09-8		
1.225	1.221	0.004	2243045	0.01671	0.1671		
3 AROCLOR-1016					CAS #: 12674-11-2		
1.527	1.524	0.003	1023790	0.77096	7.710	80.00- 120.00	100.00
1.840	1.838	0.002	1680371	0.82810	8.281	109.20- 182.01	164.13
2.270	2.268	0.002	2831832	0.82510	8.251	186.62- 311.03	276.60
2.400	2.398	0.002	1440094	0.84051	8.405	91.01- 151.68	140.66
2.810	2.807	0.003	1192156	0.82725	8.272	74.52- 124.19	116.45
Average of Peak Concentrations =					8.184		
8 AROCLOR-1260					CAS #: 11096-82-5		
4.062	4.061	0.001	4521381	0.87293	8.729	80.00- 120.00	100.00(M)
4.358	4.358	0.000	8704788	0.93121	9.312	146.98- 244.97	192.52
4.640	4.639	0.001	8654501	0.98680	9.868	131.44- 219.06	191.41
5.350	5.350	0.000	8084955	0.67100	6.710	186.31- 310.52	178.82
5.633	5.633	0.000	5286628	0.89259	8.926	87.04- 145.07	116.93
Average of Peak Concentrations =					8.709		

```
$  12 DCB                                        CAS #: 2051-24-3
6.788    6.788    0.000          808407 0.00836  0.08363
-------------------------------------------------------------------------------
```

Data File: \\cansvr11\dd\chem\GCS\a2hp10.i\90410-1.b\018F1801.D
Report Date: 10-Apr-2009 13:16

QC Flag Legend

M - Compound response manually integrated.

Data File: \\cansvr11\dd\chem\GCS\a2hp10.i\90410-1.b\018F1801.D
Date : 10-APR-2009 12:20
Client ID: INTRA-LAB CHECK
Instrument: a2hp10.i
Sample Info: K9QRQ1AD,2
Purge Volume: 1000.0
Operator:
Column phase: restek pest clpI
Column diameter: 0.53

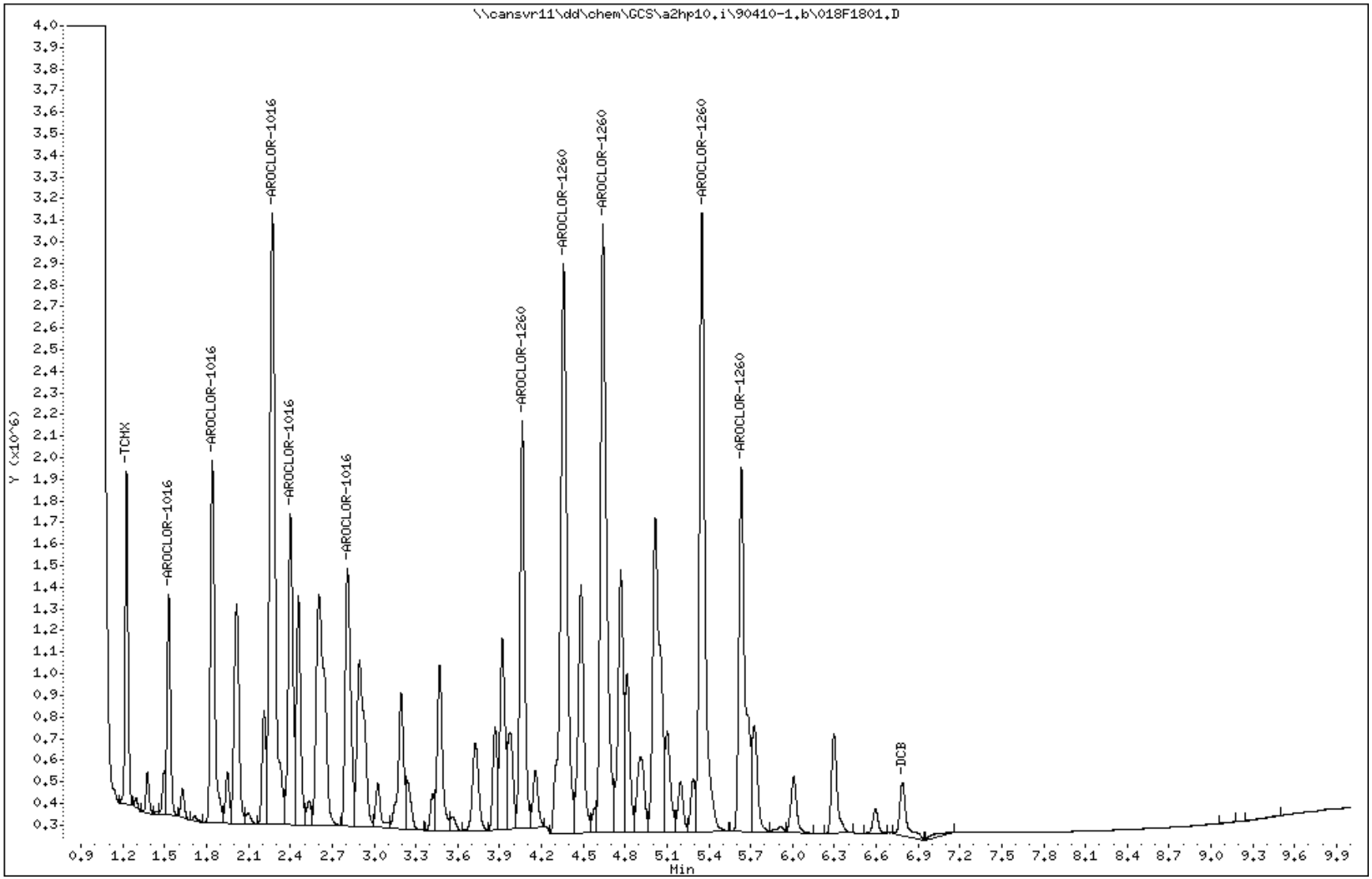

Data File Name: 018F1801.D
Inj. Date and Time: 10-APR-2009 12:20
Instrument ID: a2hp10.i
Client ID: INTRA-LAB CHECK
Compound Name: AROCLOR-1260
CAS #: 11096-82-5
Report Date: 04/10/2009

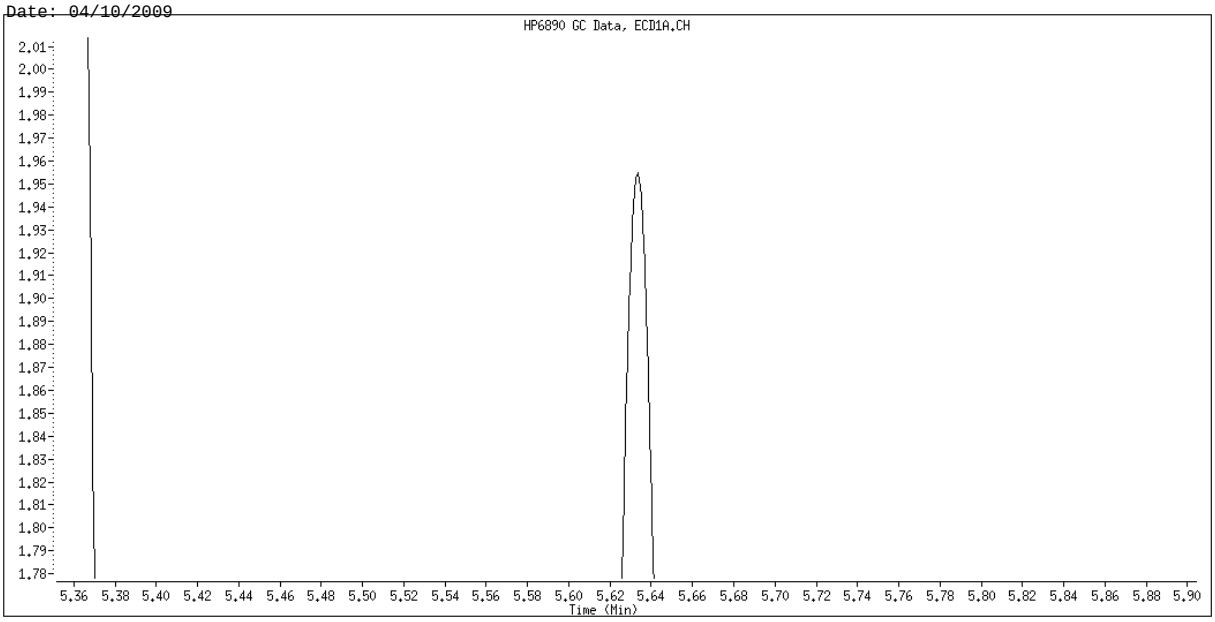

Original Integration

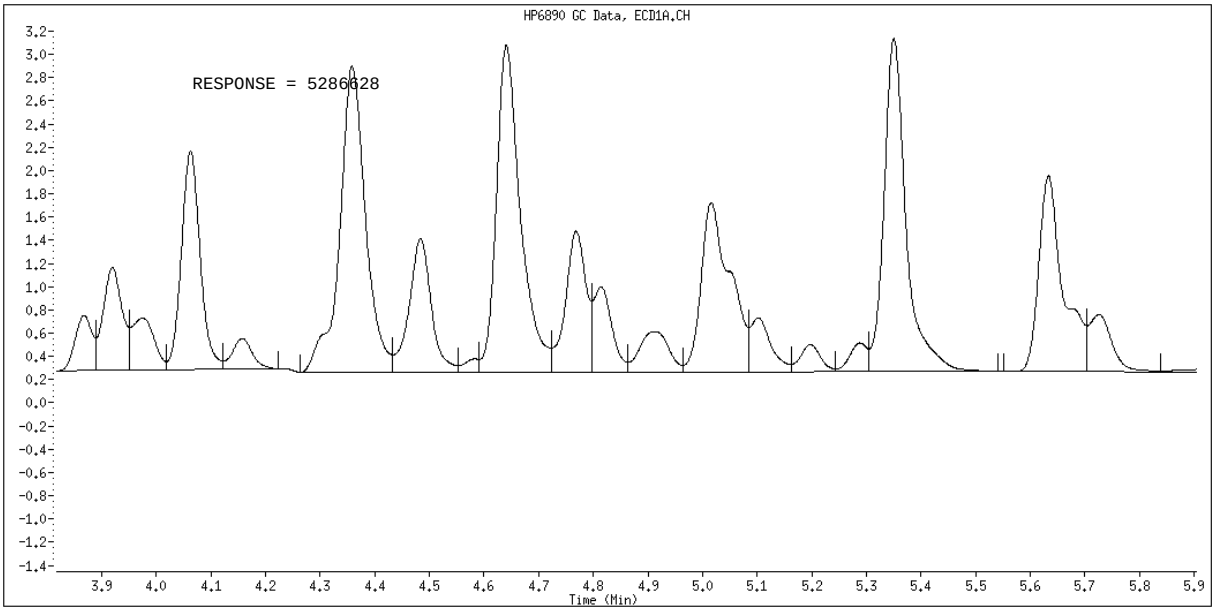

Manual Integration

Manually Integrated By: BolgrinD
Manual Integration Reason: Manually Assigned

METHOD BLANK REPORT

GC Semivolatiles

Client Lot #...: A9C310174 **Work Order #...:** K9F421AA **Matrix.....:** SOLID
MB Lot-Sample #: A9D020000-157

Prep Date.....: 04/02/09 **Final Wgt/Vol..:** 10 mL
Analysis Date..: 04/06/09 **Prep Batch #...:** 9092157
Dilution Factor: 1 **Initial Wgt/Vol:** 30 g

PARAMETER	RESULT	REPORTING LIMIT	UNITS	METHOD
Aroclor 1016	ND	33	ug/kg	SW846 8082
Aroclor 1221	ND	33	ug/kg	SW846 8082
Aroclor 1232	ND	33	ug/kg	SW846 8082
Aroclor 1242	ND	33	ug/kg	SW846 8082
Aroclor 1248	ND	33	ug/kg	SW846 8082
Aroclor 1254	ND	33	ug/kg	SW846 8082
Aroclor 1260	ND	33	ug/kg	SW846 8082

SURROGATE	PERCENT RECOVERY	RECOVERY LIMITS
Tetrachloro-m-xylene	72	(50 - 150)
Decachlorobiphenyl	99	(50 - 150)

NOTE(S):

Calculations are performed before rounding to avoid round-off errors in calculated results.

TestAmerica North Canton

PCB 8082/608

Data file : \\CANSVR11\dd\chem\GCS\a2hp10.i\90406-1.b\012F1201.D
Lab Smp Id: K9F421AA Client Smp ID: INTRA-LAB BLANK
Inj Date : 06-APR-2009 10:19
Operator : Inst ID: a2hp10.i
Smp Info : K9F421AA
Misc Info :
Comment   :
Method   : \\CANSVR11\dd\chem\GCS\a2hp10.i\90406-1.b\PCB10.m
Meth Date : 06-Apr-2009 09:14 Quant Type: ESTD
Cal Date : 10-MAR-2009 19:15 Cal File: 043F4301.D
Als bottle: 12 QC Sample: METHOD BLANK
Dil Factor: 1.00000
Integrator: Falcon Compound Sublist: pcb.sub
Target Version: 4.14 Sample Matrix: SOIL
Processing Host: CANSVR11

Concentration Formula: Amt * DF * Vt/Vo * CpndVariable

Name	Value	Description
DF	1.000	Dilution Factor
Vt	10000.000	final volume
Vo	30.000	initial volume
Cpnd Variable		Local Compound Variable

RT	EXP RT	DLT RT	RESPONSE	CONCENTRATIONS ON-COL (ng)	CONCENTRATIONS FINAL (ug/kg)	TARGET RANGE	RATIO
$ 1 TCMX					CAS #: 877-09-8		
1.221	1.221	0.000	1941812	0.01447	4.823		
2 AROCLOR-1221					CAS #: 11104-28-2		
Compound Not Detected							
3 AROCLOR-1016					CAS #: 12674-11-2		
Compound Not Detected							
4 AROCLOR-1232					CAS #: 11141-16-5		
Compound Not Detected							

RT	EXP RT	DLT RT	RESPONSE	CONCENTRATIONS ON-COL (ng)	FINAL (ug/kg)	TARGET RANGE	RATIO

5 AROCLOR-1242 CAS #: 53469-21-9

Compound Not Detected

---

6 AROCLOR-1248 CAS #: 12672-29-6

Compound Not Detected

---

7 AROCLOR-1254 CAS #: 11097-69-1

Peaks not detected for Quant. or Qual. signal(s).

---

8 AROCLOR-1260 CAS #: 11096-82-5

Compound Not Detected

$ 12 DCB CAS #: 2051-24-3

6.786	6.784	0.002	1905040	0.01971	6.569		

M 11 TOTAL PCB CAS #: 1336-36-3

Compound Not Detected

Data File: \\cansvr11\dd\chem\GCS\a2hp10.i\90406-1.b\012F1201.D
Date : 06-APR-2009 10:19
Client ID: INTRA-LAB BLANK
Instrument: a2hp10.i
Sample Info: K9F421AA
Volume Injected (uL): 1.0
Operator:
Column phase: restek pest clpI
Column diameter: 0.53

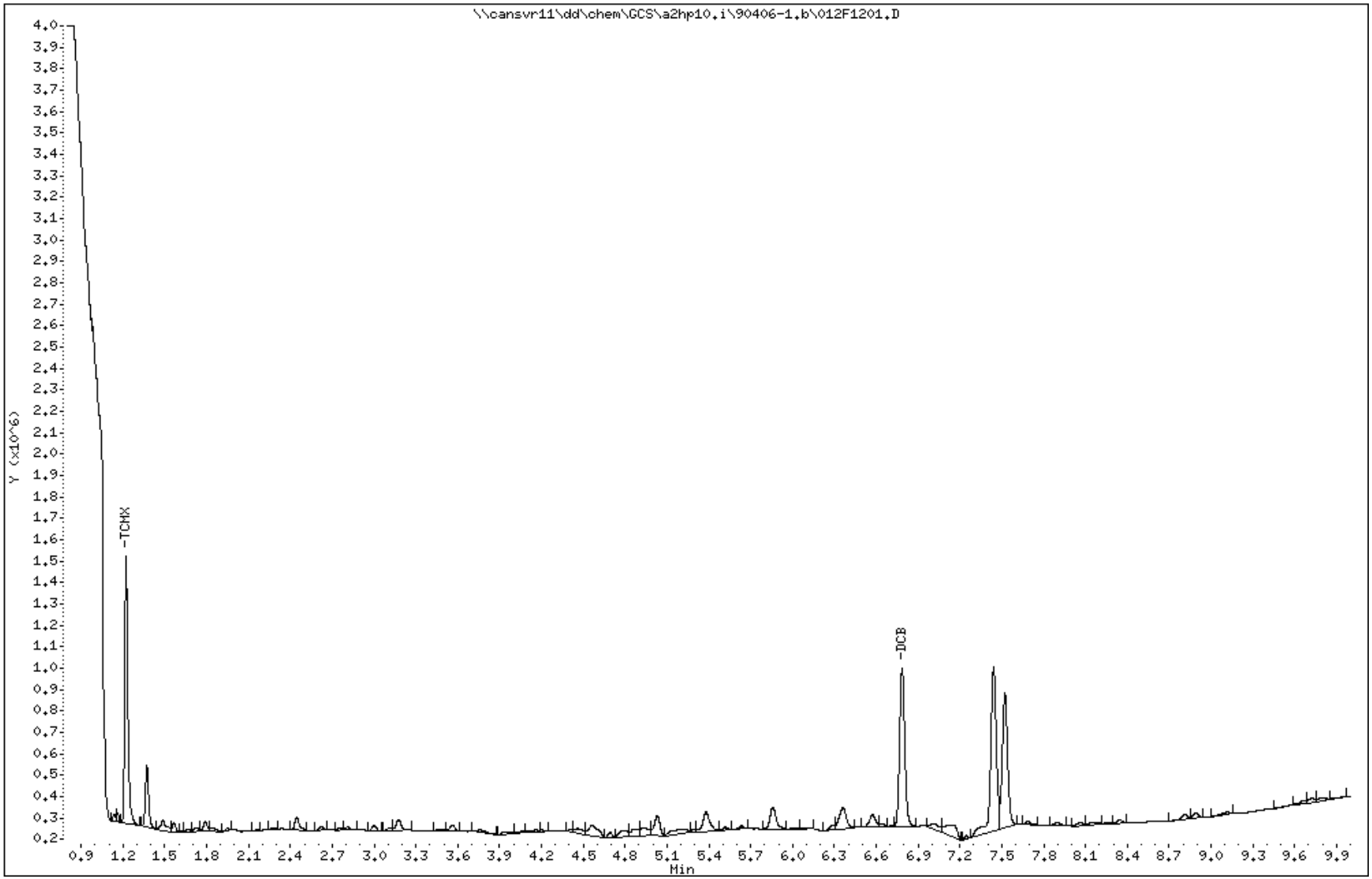

METHOD BLANK REPORT

GC Semivolatiles

Client Lot #...: A9C310174 **Work Order #...:** K9QRQ1AA **Matrix.....:** WATER
MB Lot-Sample #: A9D080000-199

Prep Date.....: 04/08/09 **Final Wgt/Vol..:** 5 mL
Analysis Date..: 04/09/09 **Prep Batch #...:** 9098199
Dilution Factor: 1 **Initial Wgt/Vol:** 1000 mL

PARAMETER	RESULT	REPORTING LIMIT	UNITS	METHOD
Aroclor 1016	ND	0.50	ug/L	SW846 8082
Aroclor 1221	ND	0.50	ug/L	SW846 8082
Aroclor 1232	ND	0.50	ug/L	SW846 8082
Aroclor 1242	ND	0.50	ug/L	SW846 8082
Aroclor 1248	ND	0.50	ug/L	SW846 8082
Aroclor 1254	ND	0.50	ug/L	SW846 8082
Aroclor 1260	ND	0.50	ug/L	SW846 8082

SURROGATE	PERCENT RECOVERY	RECOVERY LIMITS
Tetrachloro-m-xylene	82	(50 - 150)
Decachlorobiphenyl	64	(50 - 150)

NOTE(S):

Calculations are performed before rounding to avoid round-off errors in calculated results.

TestAmerica North Canton

PCB 8082/608

Data file : \\CANSVR11\dd\chem\GCS\a2hp10.i\90409-1.b\048F4801.D
Lab Smp Id: K9QRQ1AA Client Smp ID: INTRA-LAB BLANK
Inj Date : 09-APR-2009 21:54
Operator : Inst ID: a2hp10.i
Smp Info : K9QRQ1AA
Misc Info :
Comment   :
Method   : \\CANSVR11\dd\chem\GCS\a2hp10.i\90409-1.b\PCB10.m
Meth Date : 09-Apr-2009 20:48 Quant Type: ESTD
Cal Date : 10-MAR-2009 19:15 Cal File: 043F4301.D
Als bottle: 48 QC Sample: METHOD BLANK
Dil Factor: 1.00000
Integrator: Falcon Compound Sublist: pcb.sub
Target Version: 4.14 Sample Matrix: WATER
Processing Host: CANSVR11

Concentration Formula: Amt * DF * Vt/Vo * CpndVariable

Name	Value	Description
DF	1.000	Dilution Factor
Vt	5000.000	final volume
Vo	1000.000	intitial volume
Cpnd Variable		Local Compound Variable

				CONCENTRATIONS ON-COL	FINAL		
RT	EXP RT	DLT RT	RESPONSE	(ng)	(ug/L)	TARGET RANGE	RATIO
$ 1 TCMX					CAS #: 877-09-8		
1.226	1.222	0.004	4412564	0.03288	0.1644		

2 AROCLOR-1221 CAS #: 11104-28-2

Peaks not detected for Quant. or Qual. signal(s).

3 AROCLOR-1016 CAS #: 12674-11-2

Compound Not Detected

4 AROCLOR-1232 CAS #: 11141-16-5

Compound Not Detected

RT	EXP RT	DLT RT	RESPONSE	CONCENTRATIONS ON-COL (ng)	CONCENTRATIONS FINAL (ug/L)	TARGET RANGE	RATIO

5 AROCLOR-1242 CAS #: 53469-21-9

Compound Not Detected

---

6 AROCLOR-1248 CAS #: 12672-29-6

Compound Not Detected

---

7 AROCLOR-1254 CAS #: 11097-69-1

Peaks not detected for Quant. or Qual. signal(s).

---

8 AROCLOR-1260 CAS #: 11096-82-5

Peaks not detected for Quant. or Qual. signal(s).

$ 12 DCB CAS #: 2051-24-3

6.787	6.787	0.000	2468576	0.02554		0.1277	

M 11 TOTAL PCB CAS #: 1336-36-3

Compound Not Detected

Data File: \\CANSVR11\DD\chem\GCS\a2hp10.i\90409-1.b\048F4801.D
Date : 09-APR-2009 21:54
Client ID: INTRA-LAB BLANK
Instrument: a2hp10.i
Sample Info: K9QRQ1AA
Purge Volume: 1000.0
Operator:
Column phase: restek pest clpI
Column diameter: 0.53

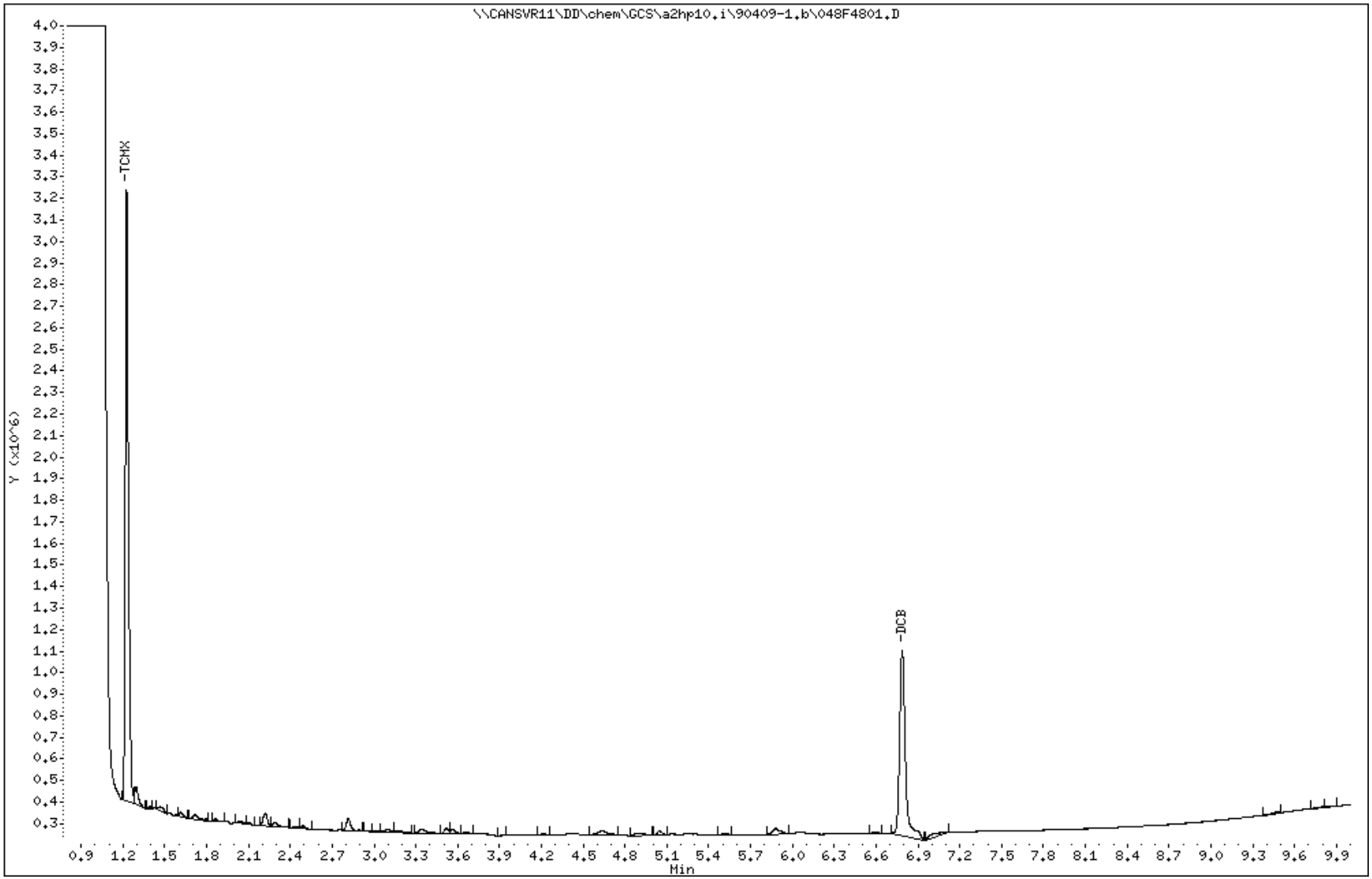

MATRIX SPIKE SAMPLE EVALUATION REPORT

GC Semivolatiles

Client Lot #...: A9C310174 **Work Order #...:** K9C7R1EF-MS **Matrix.....:** SO
MS Lot-Sample #: A9C310174-006 K9C7R1EG-MSD
Date Sampled...: 03/27/09 10:05 **Date Received..:** 03/28/09
Prep Date.....: 04/02/09 **Analysis Date..:** 04/06/09
Prep Batch #...: 9092157
Dilution Factor: 1 **Initial Wgt/Vol:** 30.09 g **Final Wgt/Vol..:** 10 mL

PARAMETER	PERCENT RECOVERY	RECOVERY LIMITS	RPD	RPD LIMITS	METHOD
Aroclor 1016	**75**	**(50 - 150)**			**SW846 8082**
	74	**(50 - 150)**	**1.8**	**(0-30)**	**SW846 8082**
Aroclor 1260	**86**	**(50 - 150)**			**SW846 8082**
	88	**(50 - 150)**	**2.2**	**(0-30)**	**SW846 8082**

SURROGATE	PERCENT RECOVERY	RECOVERY LIMITS
Tetrachloro-m-xylene	85	(50 - 150)
	83	(50 - 150)
Decachlorobiphenyl	94	(50 - 150)
	100	(50 - 150)

NOTE(S):

Calculations are performed before rounding to avoid round-off errors in calculated results.

Bold print denotes control parameters

Results and reporting limits have been adjusted for dry weight.

MATRIX SPIKE SAMPLE DATA REPORT

GC Semivolatiles

Client Lot #...: A9C310174 **Work Order #...:** K9C7R1EF-MS **Matrix.....:** SO
MS Lot-Sample #: A9C310174-006 K9C7R1EG-MSD
Date Sampled...: 03/27/09 10:05 **Date Received..:** 03/28/09
Prep Date.....: 04/02/09 **Analysis Date..:** 04/06/09
Prep Batch #...: 9092157
Dilution Factor: 1 **Initial Wgt/Vol:** 30.09 g **Final Wgt/Vol..:** 10 mL

PARAMETER	SAMPLE AMOUNT	SPIKE AMT	MEASRD AMOUNT	UNITS	PERCNT RECVRY	RPD	METHOD
Aroclor 1016	**ND**	**380**	**280**	**ug/kg**	**75**		**SW846 8082**
	ND	**380**	**280**	**ug/kg**	**74**	**1.8**	**SW846 8082**
Aroclor 1260	**ND**	**380**	**320**	**ug/kg**	**86**		**SW846 8082**
	ND	**380**	**330**	**ug/kg**	**88**	**2.2**	**SW846 8082**

SURROGATE	PERCENT RECOVERY	RECOVERY LIMITS
Tetrachloro-m-xylene	85	(50 - 150)
	83	(50 - 150)
Decachlorobiphenyl	94	(50 - 150)
	100	(50 - 150)

NOTE(S):

Calculations are performed before rounding to avoid round-off errors in calculated results.

Bold print denotes control parameters

Results and reporting limits have been adjusted for dry weight.

TestAmerica North Canton

PCB 8082/608

Data file : \\CANSVR11\dd\chem\GCS\a2hp10.i\90406-1.b\009F0901.D
Lab Smp Id: K9C7R1EF Client Smp ID: SCFmw-001-0008-WS
Inj Date : 06-APR-2009 09:33
Operator : Inst ID: a2hp10.i
Smp Info : K9C7R1EF
Misc Info : 12-AR1660TD.SUB,SMS.SPK
Comment   :
Method   : \\CANSVR11\dd\chem\GCS\a2hp10.i\90406-1.b\PCB10.m
Meth Date : 06-Apr-2009 09:14 Quant Type: ESTD
Cal Date : 10-MAR-2009 19:15 Cal File: 043F4301.D
Als bottle: 9 QC Sample: MS
Dil Factor: 1.00000
Integrator: Falcon Compound Sublist: 12-AR1660TD.SUB
Target Version: 4.14 Sample Matrix: SOIL
Processing Host: CANSVR11

Concentration Formula: Amt * DF * Vt/Vo * CpndVariable

Name	Value	Description
DF	1.000	Dilution Factor
Vt	10000.000	final volume
Vo	30.090	initial volume
Cpnd Variable		Local Compound Variable

RT	EXP RT	DLT RT	RESPONSE	CONCENTRATIONS ON-COL (ng)	FINAL (ug/kg)	TARGET RANGE	RATIO
$ 1 TCMX					CAS #: 877-09-8		
1.223	1.221	0.002	2272598	0.01693	5.627		
3 AROCLOR-1016					CAS #: 12674-11-2		
1.525	1.524	0.001	943874	0.71078	236.2	80.00- 120.00	100.00
1.838	1.837	0.001	1555434	0.76653	254.7	111.71- 186.18	164.79
2.269	2.268	0.001	2817904	0.82104	272.9	197.40- 329.00	298.55
2.398	2.397	0.001	1341478	0.78295	260.2	96.19- 160.31	142.12
2.808	2.806	0.002	953776	0.66184	220.0	78.87- 131.45	101.05
Average of Peak Concentrations =					248.8		
8 AROCLOR-1260					CAS #: 11096-82-5		
4.061	4.059	0.002	4336276	0.83719	278.2	80.00- 120.00	100.00
4.357	4.354	0.003	8686543	0.92925	308.8	145.48- 242.47	200.32
4.638	4.637	0.001	7678559	0.87552	291.0	128.76- 214.60	177.08
5.349	5.347	0.002	9425403	0.78225	260.0	179.43- 299.05	217.36
5.632	5.629	0.003	5105005	0.86193	286.4	85.95- 143.24	117.73
Average of Peak Concentrations =					284.9		

$ 12 DCB   CAS #: 2051-24-3
6.786   6.784   0.002   1813291 0.01876   6.234

2910

Data File: \\cansvr11\dd\chem\GCS\a2hp10.i\90406-1.b\009F0901.D
Date : 06-APR-2009 09:33
Client ID: SCFmw-001-0008-WS
Instrument: a2hp10.i
Sample Info: K9C7R1EF
Volume Injected (uL): 1.0
Operator:
Column phase: restek pest clpI
Column diameter: 0.53

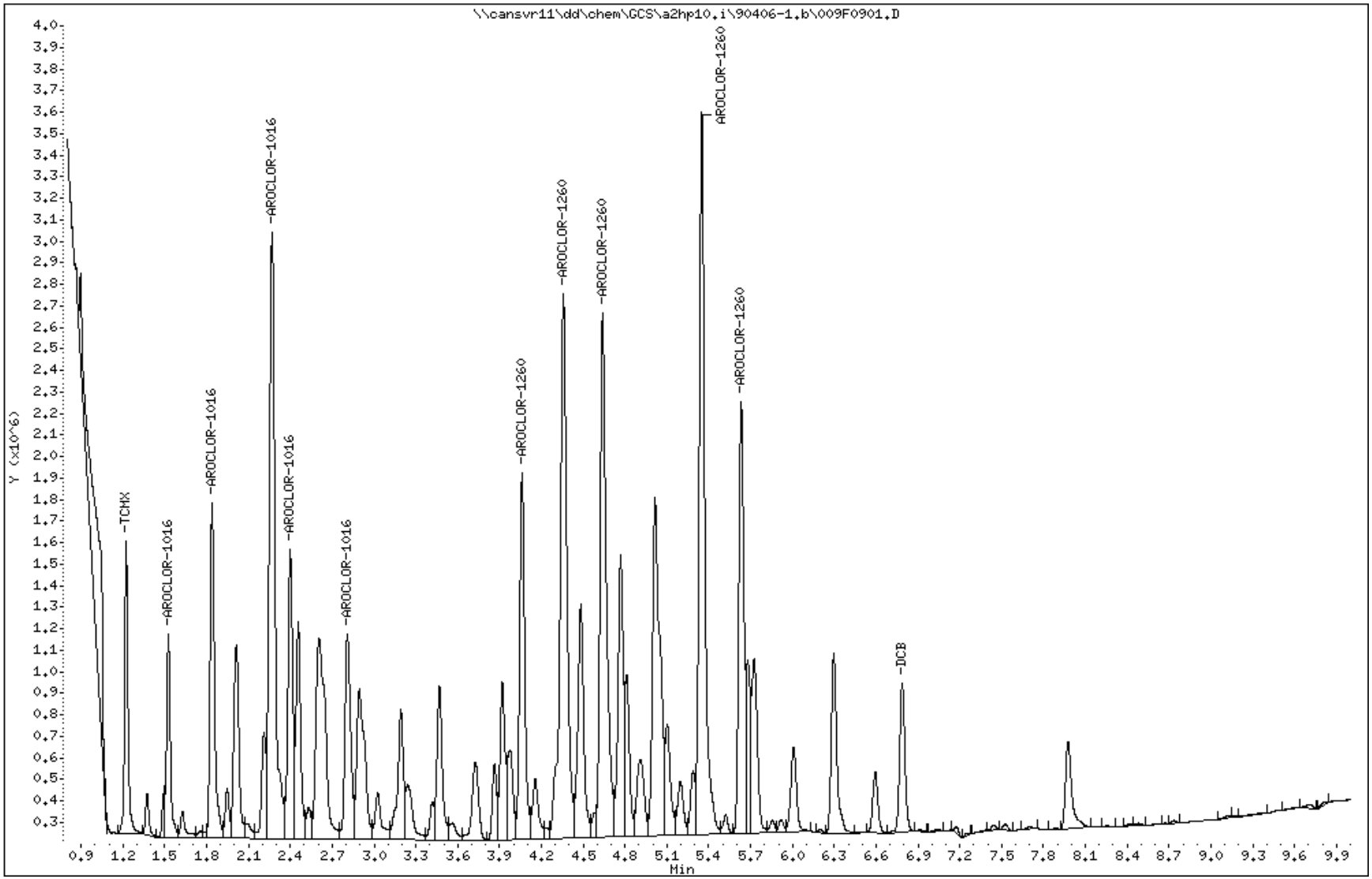

North Canton

TestAmerica North Canton

PCB 8082/608

Data file : \\cansvr11\dd\chem\GCS\a2hp10.i\90406-1.b\010F1001.D
Lab Smp Id: K9C7R1EG Client Smp ID: SCFmw-001-0008-WS
Inj Date : 06-APR-2009 09:48
Operator : Inst ID: a2hp10.i
Smp Info : K9C7R1EG
Misc Info : 12-AR1660TD.SUB,SMS.SPK
Comment   :
Method   : \\CANSVR11\dd\chem\GCS\a2hp10.i\90406-1.b\PCB10.m
Meth Date : 06-Apr-2009 18:14 Quant Type: ESTD
Cal Date : 10-MAR-2009 19:15 Cal File: 043F4301.D
Als bottle: 10 QC Sample: MSD
Dil Factor: 1.00000
Integrator: Falcon Compound Sublist: 12-AR1660TD.SUB
Target Version: 4.14 Sample Matrix: SOIL
Processing Host: CANPGCSV21

Concentration Formula: Amt * DF * Vt/Vo * CpndVariable

Name	Value	Description
DF	1.000	Dilution Factor
Vt	10000.000	final volume
Vo	30.130	initial volume
Cpnd Variable		Local Compound Variable

RT	EXP RT	DLT RT	RESPONSE	CONCENTRATIONS ON-COL (ng)	FINAL (ug/kg)	TARGET RANGE	RATIO
$ 1 TCMX					CAS #: 877-09-8		
1.224	1.223	0.001	2216571	0.01652	5.481		
3 AROCLOR-1016					CAS #: 12674-11-2		
1.527	1.527	0.000	847402	0.63813	211.8	80.00- 120.00	100.00
1.841	1.841	0.000	1474436	0.72662	241.2	120.41- 200.69	173.99
2.271	2.271	0.000	2778605	0.80959	268.7	223.74- 372.90	327.90
2.401	2.401	0.000	1319847	0.77033	255.7	107.11- 178.51	155.75
2.808	2.809	-0.001	1060182	0.73567	244.2	90.23- 150.38	125.11
Average of Peak Concentrations =					244.3		
8 AROCLOR-1260					CAS #: 11096-82-5		
4.061	4.062	-0.001	4298630	0.82992	275.4	80.00- 120.00	100.00
4.357	4.358	-0.001	8676347	0.92816	308.0	147.79- 246.32	201.84
4.641	4.640	0.001	8346201	0.95165	315.8	132.25- 220.42	194.16
5.349	5.350	-0.001	9571350	0.79437	263.6	186.50- 310.84	222.66
5.632	5.632	0.000	5246634	0.88584	294.0	90.73- 151.22	122.05
Average of Peak Concentrations =					291.4		

```
$  12 DCB                                        CAS #: 2051-24-3
6.787    6.786    0.001         1924829 0.01991    6.609
--------------------------------------------------------------------------------
```

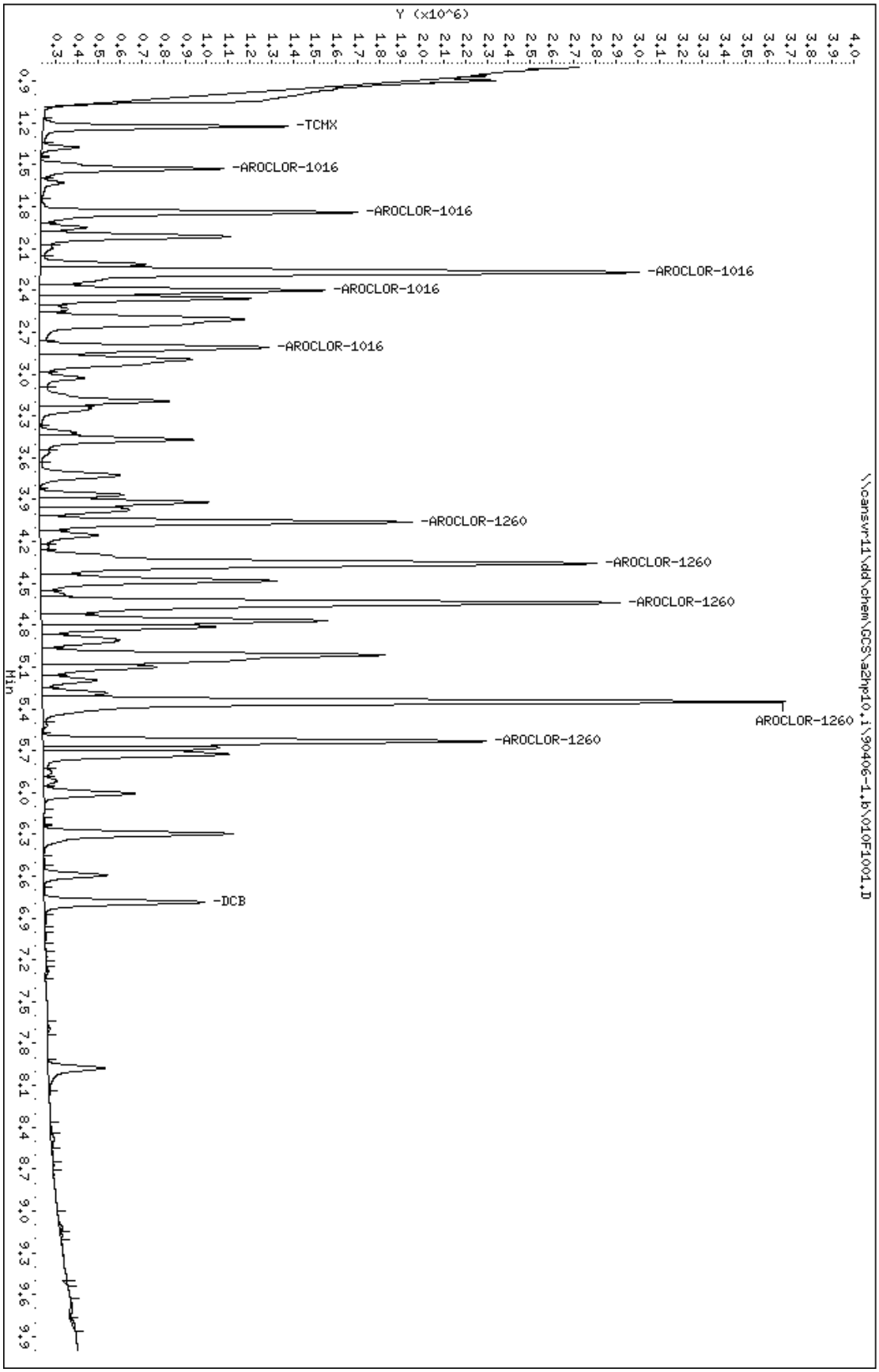
Data File: \\cansvr11\dd\chem\GCS\a2hp10,i\90406-1,b\010F1001.D
Date : 06-APR-2009 09:48
Client ID: SCFmw-001-0008-WS
Sample Info: K9C7R1EG
Volume Injected (uL): 1.0
Column phase: restek pest clpI
Instrument: a2hp10,i
Operator:
Column diameter: 0.53
Y (x10^6)
Min
-TCMX
-AROCLOR-1016
-AROCLOR-1016
-AROCLOR-1016
-AROCLOR-1016
-AROCLOR-1016
-AROCLOR-1260
-AROCLOR-1260
-AROCLOR-1260
AROCLOR-1260
-AROCLOR-1260
-DCB
\\cansvr11\dd\chem\GCS\a2hp10,i\90406-1,b\010F1001.D

TestAmerica
THE LEADER IN ENVIRONMENTAL TESTING

MISCELLANEOUS DATA

Sequence: C:\HPCHEM\1\SEQUENCE\903101C.S

Sequence Parameters:

Operator:

Data File Naming:	Auto
Data Directory:	C:\HPCHEM\1\DATA\
Data Subdirectory:	903101C
Part of Methods to run:	According to Runtime Checklist
Barcode Reader:	not used
Shutdown Cmd/Macro:	none
Sequence Comment:	

Sequence Table (Front Injector):

Quantification Part:

Line	Vial	SampleName	SampleAmount	ISTDAmt	Multiplier	Dilution
1	1	HEX G33E35				
2	2	1232,,1,1				
3	3	1232,,1,2				
4	4	1232,,1,3				
5	5	1232,,1,4				
6	6	1232,,1,5				
7	7	1232,,1,6				
8	8	1242,,1,1				
9	9	1242,,1,2				
10	10	1242,,1,3				
11	11	1242,,1,4				
12	12	1242,,1,5				
13	13	1242,,1,6				
14	14	1248,,1,1				
15	15	1248,,1,2				
16	16	1248,,1,3				
17	17	1248,,1,4				
18	18	1248,,1,5				
19	19	1248,,1,6				
20	20	2154,,1,1				
21	21	2154,,1,2				
22	22	2154,,1,3				
23	23	2154,,1,4				
24	24	2154,,1,5				
25	25	2154,,1,6				
26	26	1660,,1,1				
27	27	1660,,1,2				
28	28	1660,,1,3				
29	29	1660,,1,4				
30	30	1660,,1,5				
31	31	1660,,1,6				
32	32	1262,,1,1				
33	33	1262,,1,2				
34	34	1262,,1,3				
35	35	1262,,1,4				
36	36	1262,,1,5				
37	37	1262,,1,6				
38	38	1268,,1,1				
39	39	1268,,1,2				
40	40	1268,,1,3				

pass 8082 F/R only

F/R-RL

Sequence: C:\HPCHEM\1\SEQUENCE\903101C.S

Line	Vial	SampleName	SampleAmount	ISTDAmt	Multiplier	Dilution
41	41	1268,,1,4				
42	42	1268,,1,5				
43	43	1268,,1,6				
44	44	ICV,,2				

Sequence Table (Back Injector):

No entries - empty table!

Sequence Output Parameters:

Print Sequence Summary Report (SSR):	No
Dest of individual reports for each run:	as specified in Method

Sequence Summary Parameters:

One page header:	No
Print Configuration:	No
Print Sequence:	No
Print Logbook:	No
Print Method(s):	No
Print Analysis reports:	No
Print Statistics for Calib. runs:	No
Print Statistics for Sample runs:	No
Summary style:	Sample Summary

Sequence: C:\HPCHEM\1\SEQUENCE\90406.S

Sequence Parameters:

Operator:

Data File Naming:	Auto
Data Directory:	C:\HPCHEM\1\DATA\
Data Subdirectory:	90406
Part of Methods to run:	According to Runtime Checklist
Barcode Reader:	not used
Shutdown Cmd/Macro:	none

Sequence Comment:
PCB 8082/608

Sequence Table (Front Injector):

Quantification Part:

Line	Vial	SampleName	SampleAmount	ISTDAmt	Multiplier	Dilution
1	1	HEX LOT#G42E34				
2	2	1660,,2 G022				
3	3	MRL				
4	4	1232,,2 G012				
5	5	1242,,2 G059				
6	6	1248,,2 F267				
7	7	2154,,2 G083				
8	8	-K9C7R1AF				
9	9	-K9C7R1EF				
10	10	-K9C7R1AG				
11	11	-K9C7W1AR				
12	12	-K9F421AA				
13	13	-G022,,2				
14	14	-K9C711AR				
15	15	-K9C721AR				
16	16	-K9C731A4				
17	17	-K9C761A4				
18	18	-K9C771A4				
19	19	-K9F421AC				
20	20	G022,,2				
21	21	MRL				
22	22	-K9HMR1AC,2				
23	23	-K9HMR1AD,2				
24	24	-K9HMR1AE,2				
25	25	K9HMX1AC,5				
26	26	-K9HM11AC,10				
27	27	-K9HNT1AA				
28	28	-K9HPE1AA,100				
29	29	-K9HPP1AA				
30	30	-K9HPR1AA,500				
31	31	-K9HPW1AA,5				
32	32	-K9JCP1AA				
33	33	-K9JCP1AC				
34	34	G022,,2				

Sequence Table (Back Injector):

North Canton

Sequence Parameters:

Operator:

Data File Naming:	Auto
Data Directory:	C:\HPCHEM\1\DATA\
Data Subdirectory:	90409
Part of Methods to run:	According to Runtime Checklist
Barcode Reader:	not used
Shutdown Cmd/Macro:	none

Sequence Comment:
PCB 8082/608

Sequence Table (Front Injector):

Quantification Part:

Line	Vial	SampleName	SampleAmount	ISTDAmt	Multiplier	Dilution
1	1	HEX LOT#G42E34				
2	2	1660,,2 G022				
3	3	1232,,2 G012				
4	4	1242,,2 G059				
5	5	1248,,2 F267				
6	6	2154,,2 G083				
7	7	-K9NJT1AX				
8	8	-K9NJT1A0				
9	9	-K9NJT1A1				
10	10	-K9NJ21AX,2				
11	11	-K9PCW1AA				
12	12	-K9PCW1AC				
13	13	G022,,2				
14	14	-K9HTL1AC				
15	15	-K9HTL1AD				
16	16	-K9HTL1AE				
17	17	-K9HT21AC				
18	18	-K9HT51AC				
19	19	-K9K481AE				
20	20	-K9K5D1AQ				
21	21	-K9K5K1AQ				
22	22	-K9K5N1AQ				
23	23	-K9K8V1AA,20				
24	24	-K9K811AA,10				
25	25	-K9K821AA,10				
26	26	-K9K841AA,10				
27	27	-K9K851AA,5				
28	28	-K9K861AA,5				
29	29	-K9L7H1AA				
30	30	-K9L7H1AC				
31	31	G022,,2				
32	32	-K9N2W1AA				
33	33	-K9N251AA				
34	34	-K9N271AA				
35	35	-K9N3A1AA				
36	36	-K9N3C1AA				
37	37	-K9N3D1AA				

pass F/pass R

pass F/pass R

pass F/pass R

Line	Vial	SampleName	SampleAmount	[illegible]	[illegible]	[illegible]
38	38	K9N3E1AA				
39	39	K9N3E1AC				
40	40	K9N3E1AD				
41	41	K9Q271AA				
42	42	K9Q271AC				
43	43	G022,,2 pass F / pass R				
44	44	MRL pass F/R				
45	45	K9C693AE				
46	46	K9C7F3AE				
47	47	K9C7J3AE				
48	48	K9QRQ1AA				
49	49	K9QRQ1AC	RR 2X			
50	50	K9QRQ1AD				
51	51	G022,,2 pass F / pass R				
52	52	MRL pass F/R				
53	53	K9TNQ1AC,10	RR 50X			
54	54	K9TNQ1AC,10				
55	55	K9TNQ1AE,10				
56	56	K9TQE1AA				
57	57	K9TQE1AC				
58	58	G022,,2 pass F / Fail R				

Sequence Table (Back Injector):

No entries - empty table!

Sequence Output Parameters:

Print Sequence Summary Report (SSR):	No
Dest of individual reports for each run:	as specified in Method

Sequence Summary Parameters:

One page header:	No
Print Configuration:	No
Print Sequence:	No
Print Logbook:	No
Print Method(s):	No
Print Analysis reports:	No
Print Statistics for Calib. runs:	No
Print Statistics for Sample runs:	No
Summary style:	Sample Summary

Sequence: C:\HPCHEM\1\SEQUENCE\90410.S

Sequence Parameters:

Operator:

Data File Naming:	Auto
Data Directory:	C:\HPCHEM\1\DATA\
Data Subdirectory:	90410
Part of Methods to run:	According to Runtime Checklist
Barcode Reader:	not used
Shutdown Cmd/Macro:	none

Sequence Comment:
PCB 8082/608

Sequence Table (Front Injector):

Quantification Part:

Line	Vial	SampleName	SampleAmount	ISTDAmt	Multiplier	Dilution
1	1	HEX LOT#G42E34				
2	2	1660,,2 G022 pwsF/pwsR				
3	3	1232,,2 G012				
4	4	1242,,2 G059				
5	5	1248,,2 F267				
6	6	2154,,2 G083				
7	7	K9TNQ1AC,50				
8	8	K9TNQ1AC,100 DNR				
9	9	K9TNQ1AD,50				
10	10	K9TNQ1AE,50				
11	11	K9D701A3,10 GO -RR 100X				
12	12	MATRIXRINSE				
13	13	K9Q~~321AA~~ J21AA				
14	14	K9Q~~321AC~~ J21AC				
15	15	G022,,2 pwsF/pwsR				
16	16	MRL pwsF/pwsR				
17	17	K9QRQ1AC,2				
18	18	K9QRQ1AE,2				
19	19	~~G022,,2~~ MRL pwsF/pwsR				
20	20	~~MRL~~ G022,,2 pwsF/pwsR				
21	21	K9D701A3,100				
22	22	K9TJF1AA				
23	23	K9TJF1AC				
24	24	K9TJF1AD				
25	25	G022,,2 pwsF/pwsR				
26	26	K9QGW1AC,10				
27	27	K9QGW1AD,10				
28	28	K9QGW1AE,10				
29	29	K9QG01AC,50				
30	30	K9QG11AC,100				
31	31	K9QG21AC,100				
32	32	K9QG61AC,100				
33	33	K9QH11AC,10				
34	34	K9QH31AC,20				
35	35	K9QH41AC,20				
36	36	K9QH51AC,2				
37	37	MATRIXRINSE				

Sequence: C:\HPCHEM\1\SEQUENCE\90410.S

Line	Vial	SampleName	SampleAmount	ISTDAmt	Multiplier	Dilution
38	38	K9QJ21AA – DNR				
39	39	G022,,2 PASS F/L				
40	40	K9QH71AC,20				
41	41	K9QH81AC,20 – X40				
42	42	K9QH91AC,100				
43	43	K9QJD1AC,100				
44	44	K9QJE1AC				
45	45	K9QJF1AC,10 – X5				
46	46	K9QJG1AC,100				
47	47	MATRIXRINSE				
48	48	K9QJ21AC DNR				
49	49	G022,,2 PASS F/L				
50	50	K9QEC1AC				
51	51	K9QEC1AD				
52	52	K9QEC1AE				
53	53	K9QED1AC,5				
54	54	K9QEE1AC,10				
55	55	K9QEF1AC				
56	56	K9QEG1AC				
57	57	K9QEW1AC,5				
58	58	K9QE21AC,10 – REDO THE				
59	59	K9QE31AC,5				
60	60	K9QE51AC				
61	61	MATRIXRINSE				
62	62	K9QJX1AA				
63	63	G022,,2 PASS F/L				
64	64	K9QE61AC,10				
65	65	K9QE71AC,10				
66	66	K9QE91AC				
67	67	K9QFH1AC				
68	68	K9QFD1AC,5				
69	69	K9QFE1AC,20				
70	70	K9QFG1AC				
71	71	K9QFH1AC – X10				
72	72	K9QFJ1AC,10				
73	73	K9QFL1AC,5				
74	74	K9QFM1AC				
75	75	MATRIXRINSE				
76	76	K9N5L1AA – X5				
77	77	K9QJX1AC				
78	78	G022,,2 PASS F/L				

REDO Primary
Front Secondary

Sequence Table (Back Injector):

No entries - empty table!

Sequence Output Parameters:

Print Sequence Summary Report (SSR):	No
Dest of individual reports for each run:	as specified in Method

Sequence Summary Parameters:

One page header:	No
Print Configuration:	No
Print Sequence:	No
Print Logbook:	No
Print Method(s):	No

TESTAMERICA NORTH CANTON
STANDARD LOG

2922

PREP DATE	DATE REC'D	COMPOUND NAME(s)	SOURCE/LOT # / EXP DATE	CERT. OF ANAL.	CONC. OF SOURCE STD.	WEIGHT OR VOL.	FINAL VOL. (mL)	FINAL CONC. (ug/mL)	SOLVENT/LOT #	ANALYST	EXP. DATE	STD #	CHK
9-13-08	4-9-08	HERB SOIL SURR	PPS-162-1 ULTRA 1 mL Lot: CE-0158 Exp: 02/28/2009 DCAA (2,4-Dichlorophenylacetic Acid) Solution 1 analyte(s) at 5000 µg/mL in methanol 250 Smith St, Bo Kingstown, RI 02852 USA For Lab Use Only	Y/N	5000 µg/mL	2 mL	500 mL	20 µg/mL	MeOH #E22E25	PS	2/28/09	4519	Y/N (1)
				Y/N →	See Data Pack								Y/N
9-13-08	(2) 5-8-08 (2) 6-19-08	WISC DRO spike	UST-200-1 ULTRA 1 mL Lot: CC-2978 Exp: 10/31/2009 DRO Mixture (EPA/Wisconsin) 10 analyte(s) at 2000 µg/mL in dichloromethane 250 Smith St, Bo Kingstown, RI 02852 USA For Lab Use Only	Y/N	2000 µg/mL	5 mL	200 mL	50 µg/mL	DCM #G094C4	PS	3-13-09	4520	Y/N
				Y/N									Y/N
10-1-08	8-11-08	2,2 SURR	ISM-320-1 ULTRA 1 mL Lot: CE-0181 Exp: 02/28/2011 Pesticides Surrogate Standard Spiking Solution 2 analyte(s) at 200 µg/mL in acetone 250 Smith St, Bo Kingstown, RI 02852 USA For Lab Use Only	Y/N	200 µg/mL	2 mL	2000 mL	0.2 µg/mL	MeOH #E22E25	PS	4-1-09	4521	Y/N
				Y/N									Y/N
10-15-08	(4) 5-8-08 (3) (4) 6-19-08 (1) 8-4-08	HERB EA Spike	CUS-9648 ULTRA 1 mL Lot: CE-1148 Exp: 05/31/2010 Custom Standard -Quote#022708-485 Acid Herb Spike Mix 11 analyte(s) at various concentrations in methanol 250 Smith St, Bo Kingstown, RI 02852 USA For Lab Use Only	Y/N	VARIES	10 mL	100 mL	VARIES	MeOH #E20E38	PS	4-15-09	4522	Y/N (1)
				Y/N →	See Data Pack								Y/N
10-15-08	5-3-07	Fest TCLP Spike	QTR-013 ULTRA 1 mL Lot: CD-1270 Exp: 06/30/2009 Method 8080A TCLP Matrix Spike Standard -Quote#042707-432 5 analyte(s) at Various Concentrations in methanol 250 Smith St, Bo Kingstown, RI 02852 USA For Lab Use Only	Y/N	VARIES (100/200)	1 mL	200 mL	VARIES (.5/1)	MeOH #E20E38	PS	4-15-09	4523	Y/N
	RX 11/24/08			Y/N									Y/N
10-24-08	~~4-24-09~~ 8-1-08	WISC DRO spike	UST-200-1 ULTRA 1 mL Lot: CC-2976 Exp: 10/31/2009 DRO Mixture (EPA/Wisconsin) 10 analyte(s) at 2000 µg/mL in dichloromethane 250 Smith St, Bo Kingstown, RI 02852 USA For Lab Use Only	Y/N	2000 µg/mL	5 mL	200 mL	50 µg/mL	DCM G39 J03	PS	4-24-09	4524	Y/N
				Y/N									Y/N

(1) NO Verif Needed

North Canton

TESTAMERICA NORTH CANTON
STANDARD LOG

PREP DATE	DATE REC'D	COMPOUND NAME(s)	SOURCE/LOT # / EXP DATE	CERT. OF ANAL.	CONC. OF SOURCE STD.	WEIGHT OR VOL.	FINAL VOL. (mL)	FINAL CONC. (ug/mL)	SOLVENT/LOT # # G35E22	ANALYST	EXP. DATE	STD #	CHK
10-24-08	—	TPH SURR	TPH STOCK # 4513 x 5-16-09	Y/N	~~1000~~ 10/24/08 100,000 g/mL	1 mL	100 mL	100 g/L	Acetone # G14E70	RB	4-24-09	4525	Y/N
10-24-08	8-11-08	2/2 SURR	ISM-320-1 Ultra 1 mL Lot: CE-0161 Exp: 02/28/2011 Pesticides Surrogate Standard Spiking Solution 2 analyte(s) at 200 µg/mL in acetone For Lab Use Only 256 Smith St, No Kingstown, RI 02852 USA	Y/N	200 g/L	2 mL	2000 mL	0.2 g/mL	MeOH # E22E25	RB	4-24-09	4526	Y/N
—	—	—	—	Y/N	—	—	—	—	—	—	—	—	Y/N
10-24-08	see Labels ↓	10 ppm Spike	see labels ↓	Y/N	5000 g/L	2 mL each	1000 mL	10 g/L	MeOH # E22E25	RB	4-24-09	4527	Y/N
		AccuStandard 125 Market St · New Haven, CT 06513 · USA Tel: 203-786-5290 · www.accustandard.com M-508A-1 Aroclor 1260 5.0 mg/mL in MeOH Lot: B3020274 Exp. Feb 28, 2013 1 mL CARCINOGENIC FOR LABORATORY USE ONLY WARNING: This product contains chemicals known to the State of California to cause cancer and birth defects or other reproductive harm. STORAGE Ambient [redacted] Rec'd 4-5-08										Y/N
		AccuStandard C-216S-M-143X Aroclor 1016 5.0 mg/mL in MeOH Lot: B5120059 Exp. Dec 6, 2015 1 mL CARCINOGENIC FOR LABORATORY USE ONLY WARNING: This product contains chemicals known to the State of California to cause cancer and birth defects or other reproductive harm. STORAGE Ambient [redacted] Rec'd 6-25-08										Y/N
10-31-08	2-19-08	Form Spike	Restek Rec'd 2-19-08 Cat# 556288 Custom Formaldehyde Standard 1000 ug/mL each in Water Lot# A058486 Exp: 02/2009 Store: Refrigerate Restek Corporation · 110 Benner Circle · Bellefonte, PA 16823		1000 g/L	1 mL	50 mL	20 g/L	DI H_2O # G24001	RB	2/28/09	4528	Y/N
—	—	—	—		—	—	—	—	—	—	—	—	Y/N
11-13-08	7-21-08	1268 Spike	AccuStd# C-268SM-285X Lot# B6080122 Exp. Dt. 8-15-2016	Y/N	100 ug/mL	5 mL	50 mL	10 ug/mL	MEOH # G32E79	MMA	5-13-09	4529	Y/N
11-14-08	6-25-08	Herb Soil SURR	PPS-162-1 Ultra 1 mL Lot: CE-0156 Exp: 02/28/2009 DCAA (2,4-Dichlorophenylacetic Acid) Solution 1 analyte(s) at 5000 µg/mL in methanol For Lab Use Only 256 Smith St, No Kingstown, RI 02852 USA	Y/N	5000 g/L	2 mL	500 mL	20 g/L	MeOH # G32E79	RB	2/28/09	4530	Y/N
—	—	VIALS 1/2	—	Y/N →	See	Data	Pack	—	—	—	—	—	Y/N
11-14-08	—	Herb TCLP SURR	Herb Soil SURR #4530 ↓	Y/N	20 g/L	~~25~~ 50 mL	~~250~~ 500 mL	2 g/L	MeOH # G32E79	RB	2/28/09	4531	Y/N

TESTAMERICA NORTH CANTON
STANDARD LOG

PREP DATE	DATE REC'D	COMPOUND NAME(s)	SOURCE/LOT # / EXP DATE	CERT. OF ANAL.	CONC. OF SOURCE STD.	WEIGHT OR VOL.	FINAL VOL. (mL)	FINAL CONC. (ug/mL)	SOLVENT/LOT #	ANALYST	EXP. DATE	STD #	CHK
11-14-08	8-11-08	2,4,2 SURR	ISM-320-1 Lot: CE-0161 Exp: 02/28/2011 ULTRA 1 mL Pesticides Surrogate Standard Spiking Solution 2 analyte(s) at 200 µg/mL in acetone 250 Smith St, N. Kingstown, RI 02852 USA For Lab Use Only	Y/N	200 µg/mL	2 mL	2000 mL	0.2 µg/mL	MeOH #G32E79	RB	5-14-09	4532	Y/N
		VIALS 1+2		Y/N									Y/N
11-19-08	10-15-08	BNA SURR	NOTEBOOK INSERT LABEL: Semi-volatile Acid/Base Surrogate Spike (Low) 86-1143; Lot: LB61098 EXP: SEP/2011 STORAGE: REFRIGERATE 1 x 100ml; DATE RECEIVED: 10-15-08; SUPELCO 595 North Harrison Road • Bellefonte, PA 16823-0048 USA • Phone 814-359-3441						opened	RB			Y/N
													Y/N
11-20-08	8-4-08 (VIALS 1-3)	HERB & A SPIKE	CUS-9648 Lot: CE-1148 Exp: 05/31/2010 ULTRA 1 mL Custom Standard -Cat#822708-495 Acid Herb Spike Mix 8-4-08 11 analyte(s) at various concentrations in methanol 250 Smith St, N. Kingstown, RI 02852 USA; CUS-9648 Lot: CE-3720 Exp: 11/30/2010 ULTRA 1 mL Custom Standard -Cat#810708-958 Acid Herb Spike Mix 11-12-08 11 analyte(s) at various concentrations in methanol 250 Smith St, N. Kingstown, RI 02852 USA For Lab Use Only		Varies	10 mL	100 mL	varies	MeOH #G32E79	RB	5-20-09	4533	Y/N
	11-12-08 (VIALS 1-5)				—	See	Data	pack					Y/N
11-20-08	11-29-07	NPDES STOCK (VIAL 1)	PPM-808C-1 Lot: CD-0217 Exp: 02/28/2009 ULTRA 1 mL Organochlorine Pesticides Mixture 20 analyte(s) at 1000 µg/mL in hexane/toluene (1:1) 250 Smith St, N. Kingstown, RI 02852 USA For Lab Use Only	Y/N	1000 µg/mL	1 mL	100 mL	10 µg/mL	MeOH #G32E79	RB	2/28/09	4534	Y/N
				Y/N									Y/N
11-20-08	1	NPDES SPIKE	NPDES STOCK #4534 X: 2-28-09	Y/N	10 µg/mL	25 mL	250 mL	1 µg/mL	MeOH #G32E79	RB	2/28/09	4535	Y/N
12/17/08	10-30-08	WISC DRO SPIKE	UST-200-1 Lot: CC-2978A Exp: 11/30/2010 ULTRA 1 mL DRO Mixture (EPA/Wisconsin) 10 analyte(s) at 2000 µg/mL in dichloromethane 250 Smith St, N. Kingstown, RI 02852 USA For Lab Use Only	Y/N	2000 µg/mL	5 mL	100 mL	100 µg/mL	DCM #G44J03	RB	6-17-09	4536	Y/N
	Double Strength ↑ ↓			Y/N	* Double	conc	to compensate for		adjusted 2 mL	Final Volume *			Y/N
12/17/08	—	TPH SUR	TPH Stock #4513 X: 5-16-09	Y/N	100,000 µg/mL	1 mL	500 mL	200 µg/mL	Acetone #G14E70	RB	5-16-09	4537	Y/N

TESTAMERICA NORTH CANTON
STANDARD LOG

PREP DATE	DATE REC'D	COMPOUND NAME(s)	SOURCE/LOT # / EXP DATE	CERT. OF ANAL.	CONC. OF SOURCE STD.	WEIGHT OR VOL.	FINAL VOL. (mL)	FINAL CONC. (ug/mL)	SOLVENT/LOT #	ANALYST	EXP. DATE	STD #	CHK
12-19-08	—	TPH Surr	TPH Stock #4513 expires 5-16-09	Y/N	100,000 ug/mL	1mL	1000mL	100ug/mL	Acetone #G14E70	MMA	5-16-09	4538	Y/N
12-19-08	10-23-08 ~~11-26-10~~ MMA 12-19-08	Wisc Dro SpiKe	UST-200-1 Lot: CC-2978A Exp: 11/30/2010 ULTRA 1 mL DRO Mixture (EPA/Wisconsin) 10 analyte(s) at 2000 µg/mL in dichloromethane For Lab Use Only	Y/N	2000 ug/mL	5mL	200mL	50ug/mL	DCM #G4HJ03	MMA	6-19-09	4539	Y/N
				Y/N									Y/N
12-19-08	10-23-08	2,4,2 Surr	ISM-320-1 Lot: CE-0151 Exp: 02/28/2011 ULTRA 1 mL Pesticides Surrogate Standard Spiking Solution 2 analyte(s) at 200 µg/mL in acetone For Lab Use Only	Y/N	200ug/mL	2mL	2000mL	0.2ug/mL	MEOH #G32E79	MMA	6-19-09	4540	Y/N
				Y/N									Y/N
12-19-08	—	NPDES SpiKe	NPDES Stock #4534 Expires 2-28-09	Y/N	10ug/mL	20mL	200mL	1 ug/mL	MEOH #G32E79	MMA	2-28-09	4541	Y/N
12-31-08		BNA spiKe	RESTEK Cat# 564208 Custom Spike Mix 100 ug/mL each in Acetone/Methylene Chloride (1:1) Lot# A068378 Exp: 10/2009 Store: Refrigerate Restek Corporation - 110 Benner Circle - Bellefonte, PA 16823		Opened new lot					MMA			Y/N
				Y/N		MMA 1-5-09							Y/N
				Y/N									Y/N
				Y/N									Y/N
				Y/N									Y/N

TESTAMERICA NORTH CANTON
EXTRACTIONS STANDARD LOG

STANDARD	PREP DATE	EXP. DATE	COMPOUND NAME	ANALYST
4545	1-23-09	7-23-09	10ppm Spike	MMA

CONC. OF SOURCE	WGT. OR VOL.	FINAL VOLUME (mL)	FINAL CONC. (ug/mL)	VIALS USED
5000 ug/mL	2 mL each	1000 mL	10 ug/mL	(1016) #3 & 4 #1 & 3 (1260)

DATE REC'D	CERT. OF ANALYSIS	SOLVENT / LOT NO.	DATE SENT FOR VERIF.	VERIFICATION
9-15-08 & 9-5-08	(Y) N	MEOH # G32E79	1-23-09	(PASS) FAIL

AccuStandard® 125 Market St. · New Haven, CT 06513 · USA Tel. 203-786-5290 · www.accustandard.com

C-216S-M-143X
Aroclor 1016
5.0 mg/mL in MeOH
Lot: B5120059
Exp. Dec 6, 2015

Rec'd. 9-15-08

1 mL

FOR LABORATORY USE ONLY
WARNING: This product contains chemicals known to the State of California to cause cancer and birth defects or other reproductive harm.

STORAGE Ambient

CARCINOGENIC

[redacted]

AccuStandard® 125 Market St. · New Haven, CT 06513 · USA Tel. 203-786-5290 · www.accustandard.com

M-508A-1
Aroclor 1260
5.0 mg/mL in MeOH
Lot: B3020274
Exp. Feb 28, 2013

Rec'd 9-5-08 & 9-15-08

1 mL

FOR LABORATORY USE ONLY
WARNING: This product contains chemicals known to the State of California to cause cancer and birth defects or other reproductive harm.

STORAGE Ambient

CARCINOGENIC

[redacted]

COMMENTS

STANDARD	PREP DATE	EXP. DATE	COMPOUND NAME	ANALYST
4546	1-26-09	1-26-10	Herb TCLP Spike Stock	MMA

CONC. OF SOURCE	WGT. OR VOL.	FINAL VOLUME (mL)	FINAL CONC. (ug/mL)	VIALS USED
2000/500 ug/mL	1 mL	100 mL	20/5 ug/mL	1

DATE REC'D	CERT. OF ANALYSIS	SOLVENT / LOT NO.	DATE SENT FOR VERIF.	VERIFICATION
4-17-08	(Y) N	Acetone # G14E70	N/A	(PASS) FAIL

SOURCE STICKER

CUS-9649 Rec'd 4-17-08 ULTRA
Lot: CE-1138 1 mL
Exp: 05/31/2010
Custom Standard -Quote#022708-483
Herbicid TCLP Spike
2 analyte(s) at various concentrations in acetone
250 Smith St, No Kingstown, RI 02852 USA
For Lab Use Only

COMMENTS

Verified by Ultra Scientific. See data pack.

TESTAMERICA NORTH CANTON
EXTRACTIONS STANDARD LOG

STANDARD	PREP DATE	EXP. DATE	COMPOUND NAME	ANALYST
4547	1-29-09	7-29-09	21.2 Surr.	MMA

CONC. OF SOURCE	WGT. OR VOL.	FINAL VOLUME (mL)	FINAL CONC. (ug/mL)	VIALS USED
200 ug/mL	2 mL	2000 mL	0.2 ug/mL	#3 & #4

DATE REC'D	CERT. OF ANALYSIS	SOLVENT / LOT NO.	DATE SENT FOR VERIF.	VERIFICATION
10-23-08	(Y) N	MEOH# G32E79	1-29-09	(PASS) FAIL

SOURCE STICKER

ISM-320-1
Lot: CE-0161
Exp: 02/28/2011
ULTRA
1 mL
Pesticides Surrogate Standard
Spiking Solution
2 analyte(s) at 200 µg/mL in acetone
Rec'd 10-23-08
For Lab Use Only

COMMENTS

STANDARD	PREP DATE	EXP. DATE	COMPOUND NAME	ANALYST
4548	2-11-09	8-11-09	Mirex Spike (Pest.)	MMA

CONC. OF SOURCE	WGT. OR VOL.	FINAL VOLUME (mL)	FINAL CONC. (ug/mL)	VIALS USED
100 ug/mL	0.5 mL	100 mL	0.5 ug/mL	#2

DATE REC'D	CERT. OF ANALYSIS	SOLVENT / LOT NO.	DATE SENT FOR VERIF.	VERIFICATION
4-7-08	(Y) N	MEOH# G32E79	2-11-09	(PASS) FAIL

SOURCE STICKER

E2121JS EXP:08/09 1mL
CHEM SERVICE
PO BOX 599, WEST CHESTER, PA 19381 800-452-9994
Mirex Solution
100ug/ml in Methanol
Lot: 396-58A
Rec'd. 4-7-08
FLAMMABLE-POISON
WARNING!: READ your MSDS before HANDLING chemical.

COMMENTS

TESTAMERICA NORTH CANTON
EXTRACTIONS STANDARD LOG

STANDARD	PREP DATE	EXP. DATE	COMPOUND NAME	ANALYST
4559	3-4-09	9-2-09	Herb TCLP Surr.	MMA

CONC. OF SOURCE	WGT. OR VOL.	FINAL VOLUME (mL)	FINAL CONC. (ug/mL)	VIALS USED
20 ug/mL	25 mL	250 mL	2 ug/mL	N/A

DATE REC'D	CERT. OF ANALYSIS	SOLVENT / LOT NO.	DATE SENT FOR VERIF.	VERIFICATION
N/A	(Y) N	MEOH # G32E79	N/A	(PASS) FAIL

SOURCE STICKER	COMMENTS
Herb Soil Surr. # 4557 Expires 9-2-09	Verified by Ultra Scientific. See data pack.

STANDARD	PREP DATE	EXP. DATE	COMPOUND NAME	ANALYST
4560	3-6-09	3-6-10	NPDES Spike Stock	MMA

CONC. OF SOURCE	WGT. OR VOL.	FINAL VOLUME (mL)	FINAL CONC. (ug/mL)	VIALS USED
1000 ug/mL	1 mL	100 mL	10 ug/mL	2

DATE REC'D	CERT. OF ANALYSIS	SOLVENT / LOT NO.	DATE SENT FOR VERIF.	VERIFICATION
11-28-08	(Y) N	MEOH # G32E79	3-6-09	(PASS) FAIL

SOURCE STICKER	COMMENTS
Rec'd 11-28-08 PPM-808C-1 Lot: CD-3934 Exp: 12/31/2009 ULTRA 1 mL Organochlorine Pesticides Mixture Vial # 2 20 analyte(s) at 1000 µg/mL in hexane/toluene (1:1) 250 Smith St, No Kingstown, RI 02852 USA For Lab Use Only	

TESTAMERICA NORTH CANTON
EXTRACTIONS STANDARD LOG

STANDARD	PREP DATE	EXP. DATE	COMPOUND NAME	ANALYST
4562	3-12-09	9-12-09	2,4,2 surr	WAH

CONC. OF SOURCE	WGT. OR VOL.	FINAL VOLUME (mL)	FINAL CONC. (ug/mL)	VIALS USED
200 ug/mL	2mL	20000mL	.02 ug/mL	5 ! 6

DATE REC'D	CERT. OF ANALYSIS	SOLVENT / LOT NO.	DATE SENT FOR VERIF.	VERIFICATION
10/23/08	(Y) N	MEOH G49E42	3/12/09	(PASS) FAIL

SOURCE STICKER	COMMENTS
ISM-320-1 Lot: CE-0161 Exp: 02/28/2011 ULTRA 1 mL Pesticides Surrogate Standard Spiking Solution 2 analyte(s) at 200 µg/mL in acetone 250 Smith St, N Kingstown, RI 02852 USA For Lab Use Only	

STANDARD	PREP DATE	EXP. DATE	COMPOUND NAME	ANALYST
4563	3-17-09	5-11-09	TPH Surr	MMA

CONC. OF SOURCE	WGT. OR VOL.	FINAL VOLUME (mL)	FINAL CONC. (ug/mL)	VIALS USED
100,000 ug/mL	1 mL	1000 mL	100 ug/mL	N/A

DATE REC'D	CERT. OF ANALYSIS	SOLVENT / LOT NO.	DATE SENT FOR VERIF.	VERIFICATION
—	Y N	DCM# H04J02	3-17-09	(PASS) FAIL

SOURCE STICKER	COMMENTS
TPH Surr. Stock #4513 Expires 5-11-09	

North Canton

TestAmerica Laboratories, Inc.
EXTRACTION BENCH SHEET

Run Date: 4/15/2009
Time: 14:33:00

LEV 1	LEV 2		LEV 1	LEV 2	
Y	Y	Blank	Y	Y	Weights/Volumes
Y	Y	Check	Y	Y	Spike & Surrogate Worksheet
Y	Y	MS/MSD	Y	Y	Vial contains correct volume
			Y	Y	Labels, greenbars, worksheets
			_	_	computer batch: correct & Anomalies to Extraction Method

Y Expanded Deliverable
Y COC Completed
Y Bench Sheet Copied
= Package Submitted to AnalyticalGroup
Bench Sheet Copied per COC

Extractionist: 000123 Leslie Howell

Concentrationist: 000123 Leslie Howell
402756 Lisa Hines

Reviewer/Date: FAUSNIGT / 4/03/09

QC BATCH: 9092157

PREP DATE: 4/02/09
COMP DATE: 4/03/09

PCBs (8082)
SOXHLET (Na2SO4) w/ACID STRIP (PCB)
SW846 3540C, SW846 3540C/3665A

EXTR EXPR	ANL DUE	LOT#, MSRUN#/ WORK ORDER	TEST FLGS	EXT	MTH	MATRIX	INIT/FIN WT/VOL	INIT	PH"S ADJ1	ADJ2	EXTRACTION	SOLVENTS VOL	EXCHANGE	VOL	SPIKE STANDARD/ SURROGATE ID
4/10/09	4/10/09	A9C310174-006 **K9C7R-1-EF S**	D	63	QH	SOLID	30.09g 10.00mL	0.0	NA	NA	DCM/ACE	200.0	HEXANE	36.0	1ML 10PPM SPK #4545 1ML 2/.2 SURR #4547
COMMENTS:															
4/10/09	4/10/09	A9C310174-006 **K9C7R-1-EG D**	D	63	QH	SOLID	30.13g 10.00mL	0.0	NA	NA	DCM/ACE	200.0	HEXANE	36.0	1ML 10PPM SPK #4545 1ML 2/.2 SURR #4547
COMMENTS:															
4/10/09	4/10/09	A9C310174-007 **K9C7W-1-AR**	D	63	QH	SOLID	30.01g 10.00mL	0.0	NA	NA	DCM/ACE	200.0	HEXANE	36.0	1ML 2/.2 SURR #4547
COMMENTS:															
4/10/09	4/10/09	A9C310174-011 **K9C76-1-A4**	D	63	QH	SOLID	30.12g 10.00mL	0.0	NA	NA	DCM/ACE	200.0	HEXANE	36.0	1ML 2/.2 SURR #4547
COMMENTS:															
4/10/09	4/10/09	A9C310174-012 **K9C77-1-A4**	D	63	QH	SOLID	30.1g 10.00mL	0.0	NA	NA	DCM/ACE	200.0	HEXANE	36.0	1ML 2/.2 SURR #4547
COMMENTS:	VERY WET														

2930

North Canton

Severn Trent Laboratories, Inc.
EXTRACTION BENCH SHEET

QC BATCH: 9092157

PREP DATE: 4/02/09
COMP DATE: 4/03/09

EXTR EXPR	ANL DUE	LOT#, MSRUN#/ WORK ORDER	TEST FLGS	EXT	MTH	MATRIX	INIT/FIN WT/VOL	INIT	PH"S ADJ1	ADJ2	EXTRACTION	SOLVENTS VOL	EXCHANGE	VOL	SPIKE STANDARD/ SURROGATE ID
4/10/09	4/10/09	A9C310174-006 **K9C7R-1-AF**	D	63	QH	SOLID	30.1g 10.00mL	0.0	NA	NA	DCM/ACE	200.0	HEXANE	36.0	1ML 2/.2 SURR #4547
COMMENTS:															
4/10/09	4/10/09	A9C310174-008 **K9C71-1-AR**	D	63	QH	SOLID	30.14g 10.00mL	0.0	NA	NA	DCM/ACE	200.0	HEXANE	36.0	1ML 2/.2 SURR #4547
COMMENTS:															
4/10/09	4/10/09 DECANT	A9C310174-009 **K9C72-1-AR**	D	63	QH	SOLID	30.12g 10.00mL	0.0	NA	NA	DCM/ACE	200.0	HEXANE	36.0	1ML 2/.2 SURR #4547
COMMENTS:															
4/10/09	4/10/09 DECANT	A9C310174-010 **K9C73-1-A4**	D	63	QH	SOLID	30.1g 10.00mL	0.0	NA	NA	DCM/ACE	200.0	HEXANE	36.0	1ML 2/.2 SURR #4547
COMMENTS:															
4/10/09	0/0/0	A9D020000-157 **K9F42-1-AA B**		63	QH	SOLID	30.00g 10.00mL	0.0	NA	NA	DCM/ACE	200.0	HEXANE	36.0	1ML 2/.2 SURR #4547
COMMENTS:															
4/10/09	0/0/0	A9D020000-157 **K9F42-1-AC C**		63	QH	SOLID	30.00g 10.00mL	0.0	NA	NA	DCM/ACE	200.0	HEXANE	36.0	1ML 10PPM SPK #4545 1ML 2/.2 SURR #4547
COMMENTS:															

S/S LAH

DCM/ACE #H03E07 NA2SO4 #G45627 HEXANE #G38E55

NUMBER OF WORK ORDERS IN BATCH: 11

2931

North Canton

TestAmerica Laboratories, Inc.
EXTRACTION BENCH SHEET

Run Date: 4/15/2009
Time: 14:33:00

LEV 1	LEV 2		LEV 1	LEV 2	
Y	Y	Blank	Y	Y	Weights/Volumes
Y	Y	Check	Y	Y	Spike & Surrogate Worksheet
=	=	MS/MSD	Y	Y	Vial contains correct volume
			Y	Y	Labels, greenbars, worksheets
			_	_	computer batch: correct & Anomalies to Extraction Method

Y Expanded Deliverable
Y COC Completed
Y Bench Sheet Copied
= Package Submitted to AnalyticalGroup
Bench Sheet Copied per COC

Extractionist: 402608 Eric Mills

Concentrationist: 402756 Lisa Hines
402608 Eric Mills

Reviewer/Date: ARTENOM / 4/09/09

QC BATCH: 9098199

PREP DATE: 4/08/09
COMP DATE: 4/09/09

PCBs (8082)
LIQ/LIQ, CONT w/ACID STRIP (PCB) - Nominal
SW846 3520C

EXTR EXPR	ANL DUE	LOT#, MSRUN#/ WORK ORDER	TEST FLGS	EXT	MTH	MATRIX	INIT/FIN WT/VOL	INIT	PH"S ADJ1	ADJ2	EXTRACTION	SOLVENTS VOL	EXCHANGE	VOL	SPIKE STANDARD/ SURROGATE ID
4/03/09	4/10/09	A9C310174-002 **K9C69-3-AE**	D	61	QH	WATER	1000mL 5.00mL	7.0	NA	NA	DCM	250.0	HEXANE	18.0	1ML 2/.2 SURR#4547
COMMENTS:															
4/03/09	4/10/09	A9C310174-003 **K9C7F-3-AE**	D	61	QH	WATER	940mL 5.00mL	7.0	NA	NA	DCM	250.0	HEXANE	18.0	1ML 2/.2 SURR#4547
COMMENTS:															
4/03/09	4/10/09	A9C310174-004 **K9C7J-3-AE**	D	61	QH	WATER	1010mL 5.00mL	7.0	NA	NA	DCM	250.0	HEXANE	18.0	1ML 2/.2 SURR#4547
COMMENTS:															
4/03/09	0/0/0	A9D080000-199 **K9QRQ-1-AA B**		61	QH	WATER	1000mL 5.00mL	7.0	NA	NA	DCM	250.0	HEXANE	18.0	1ML 2/.2 SURR#4547
COMMENTS:															
4/03/09	0/0/0	A9D080000-199 **K9QRQ-1-AC C**		61	QH	WATER	1000mL 5.00mL	7.0	NA	NA	DCM	250.0	HEXANE	18.0	1ML 10PPM#4545 1ML 2/.2 SURR#4547
COMMENTS:															

2932

North Canton

Severn Trent Laboratories, Inc.
EXTRACTION BENCH SHEET

QC BATCH: 9098199

PREP DATE: 4/08/09
COMP DATE: 4/09/09

EXTR EXPR	ANL DUE	LOT#, MSRUN#/ WORK ORDER	TEST FLGS	EXT	MTH	MATRIX	INIT/FIN WT/VOL	INIT	PH"S ADJ1	ADJ2	EXTRACTION	SOLVENTS VOL	EXCHANGE	VOL	SPIKE STANDARD/ SURROGATE ID
4/03/09	0/0/0	A9D080000-199 **K9QRQ-1-AD L**		61	QH	WATER	1000mL 5.00mL	7.0	NA	NA	DCM	250.0	HEXANE	18.0	1ML 10PPM#4545 1ML 2/.2 SURR#4547

COMMENTS:

S/S BY EM
DCM#H04E26 HEXANE#G38E55 NA2SO4#G45627

NUMBER OF WORK ORDERS IN BATCH: 6

2933

Lot/SDG Number: **A9C310174**

Sample Control Chain of Custody - TAL North Canton
GC Semivolatiles

Lot Number	Work Order	Analysis Type	Prep Date	Prep Analyst	Date of Transfer	Transferred By	Analysis Date	Analyst
A9C310174-002	K9C691AE	PCBs (8082)	04/01/09	Thomas Fausnight	04/02/09	Lisa Mills	04/02/09	Deborah Bolgrin
A9C310174-002	K9C692AE	PCBs (8082)	04/03/09	Eric Mills	04/03/09	Chris Coast	04/06/09	Deborah Bolgrin
A9C310174-002	K9C693AE	PCBs (8082)	04/08/09	Eric Mills	04/09/09	Michele Arteno	04/09/09	Deborah Bolgrin
A9C310174-003	K9C7F1AE	PCBs (8082)	04/01/09	Thomas Fausnight	04/02/09	Lisa Mills	04/02/09	Deborah Bolgrin
A9C310174-003	K9C7F2AE	PCBs (8082)	04/03/09	Eric Mills	04/03/09	Chris Coast	04/06/09	Deborah Bolgrin
A9C310174-003	K9C7F3AE	PCBs (8082)	04/08/09	Eric Mills	04/09/09	Michele Arteno	04/09/09	Deborah Bolgrin
A9C310174-004	K9C7J1AE	PCBs (8082)	04/01/09	Thomas Fausnight	04/02/09	Lisa Mills	04/02/09	Deborah Bolgrin
A9C310174-004	K9C7J2AE	PCBs (8082)	04/03/09	Eric Mills	04/03/09	Chris Coast	04/06/09	Deborah Bolgrin
A9C310174-004	K9C7J3AE	PCBs (8082)	04/08/09	Eric Mills	04/09/09	Michele Arteno	04/09/09	Deborah Bolgrin
A9C310174-006	K9C7R1AF	PCBs (8082)	04/02/09	Leslie Howell	04/03/09	Thomas Fausnight	04/06/09	Deborah Bolgrin
A9C310174-007	K9C7W1AR	PCBs (8082)	04/02/09	Leslie Howell	04/03/09	Thomas Fausnight	04/06/09	Deborah Bolgrin
A9C310174-008	K9C711AR	PCBs (8082)	04/02/09	Leslie Howell	04/03/09	Thomas Fausnight	04/06/09	Deborah Bolgrin
A9C310174-009	K9C721AR	PCBs (8082)	04/02/09	Leslie Howell	04/03/09	Thomas Fausnight	04/06/09	Deborah Bolgrin
A9C310174-010	K9C731A4	PCBs (8082)	04/02/09	Leslie Howell	04/03/09	Thomas Fausnight	04/06/09	Deborah Bolgrin
A9C310174-011	K9C761A4	PCBs (8082)	04/02/09	Leslie Howell	04/03/09	Thomas Fausnight	04/06/09	Deborah Bolgrin
A9C310174-012	K9C771A4	PCBs (8082)	04/02/09	Leslie Howell	04/03/09	Thomas Fausnight	04/06/09	Deborah Bolgrin

TestAmerica
THE LEADER IN ENVIRONMENTAL TESTING

HERBICIDE DATA

TestAmerica
THE LEADER IN ENVIRONMENTAL TESTING

QC SUMMARY DATA

SW846 8151A SURROGATE RECOVERY

Lab Name: TestAmerica Laboratories, Inc. Client: Science Applications International Corp

Lab Code: TALCAN SDG No:

Lot #: A9C310174

Extraction: XXA64QS01

	CLIENT ID.	SRG01	TOT OUT
01	SCFmw-001-0008-WS	74	00
02	SCFmw-002-0009-WS	73	00
03	SCFmw-003-0010-WS	76	00
04	SCFmw-004-0011-WS	77	00
05	SCFmw-004-0012-WS	76	00
06	SCFmw-005-0013-WS	75	00
07	SCFmw-006-0014-WS	75	00
08	METHOD BLK. K9FVK1AA	67	00
09	LCS K9FVK1AC	73	00
10	LCSD K9FVK1AD	72	00

SURROGATES		QC LIMITS
SRG01	= 2,4-Dichlorophenylacetic acid	(37-116)

\# Column to be used to flag recovery values
* Values outside of required QC Limits
D System monitoring Compound diluted out

FORM II

SW846 8151A SURROGATE RECOVERY

Lab Name: TestAmerica Laboratories, Inc. Client: Science Applications International Corp

Lab Code: TALCAN SDG No:

Lot #: A9C310174

Extraction: XXI64QS01

	CLIENT ID.	SRG01	TOT OUT
01	SCFww-001-0004-WW	76	00
02	SCFww-002-0005-WW	75	00
03	SCFww-003-0006-WW	72	00
04	METHOD BLK. K9FVJ1AA	67	00
05	LCS K9FVJ1AC	75	00
06	LCSD K9FVJ1AD	71	00

SURROGATES		QC LIMITS
SRG01	= 2,4-Dichlorophenylacetic acid	(37-116)

\# Column to be used to flag recovery values
* Values outside of required QC Limits
D System monitoring Compound diluted out

FORM II

SW846 8151A CHECK SAMPLE RECOVERY

Lab Name: TestAmerica Laboratories, Inc. Client: Science Applications International Corp

Lab Code: TALCAN SDG No:

Lot #: A9D020000 WO #: K9FVJ1AC
BATCH: 9092031

COMPOUND	SPIKE ADDED (mg/L)	SAMPLE CONCENT. (mg/L)	% REC	QC LIMITS REC	QUAL
2,4-D	0.020	0.018	88	35- 136	
2,4,5-TP (Silvex)	0.0050	0.0040	79	46- 112	

NOTES(S):

* Values outside of QC limits

Spike Recovery: 0 out of 2 outside limits

COMMENTS:

FORM III

SW846 8151A CHECK SAMPLE DUPLICATE RECOVERY

Lab Name: TestAmerica Laboratories, Inc. Client: Science Applications International Corp

Lab Code: TALCAN SDG No:

Lot #: A9D020000 WO #: K9FVJ1AD
BATCH: 9092031

COMPOUND	SPIKE ADDED (mg/L)	SAMPLE CONCENT. (mg/L)	% REC	QC LIMITS REC	QUAL
2,4-D	0.020	0.017	87	35- 136	
2,4,5-TP (Silvex)	0.0050	0.0038	77	46- 112	

NOTES(S):

* Values outside of QC limits

Spike Recovery: 0 out of 2 outside limits

COMMENTS:

FORM III

SW846 8151A CHECK SAMPLE RECOVERY

Lab Name: TestAmerica Laboratories, Inc. Client: Science Applications International Corp

Lab Code: TALCAN SDG No:

Lot #: A9D020000 WO #: K9FVK1AC
BATCH: 9092032

COMPOUND	SPIKE ADDED (mg/L)	SAMPLE CONCENT. (mg/L)	% REC	QC LIMITS REC	QUAL
2,4-D	0.020	0.017	86	35- 136	
2,4,5-TP (Silvex)	0.0050	0.0039	77	46- 112	

NOTES(S):

* Values outside of QC limits

Spike Recovery: 0 out of 2 outside limits

COMMENTS:

FORM III

SW846 8151A CHECK SAMPLE DUPLICATE RECOVERY

Lab Name: TestAmerica Laboratories, Inc. Client: Science Applications International Corp

Lab Code: TALCAN SDG No:

Lot #: A9D020000 WO #: K9FVK1AD
BATCH: 9092032

COMPOUND	SPIKE ADDED (mg/L)	SAMPLE CONCENT. (mg/L)	% REC	QC LIMITS REC	QUAL
2,4-D	0.020	0.017	85	35- 136	
2,4,5-TP (Silvex)	0.0050	0.0038	76	46- 112	

NOTES(S):

* Values outside of QC limits

Spike Recovery: 0 out of 2 outside limits

COMMENTS:

FORM III

SW846 8151A METHOD BLANK SUMMARY

BLANK WORKORDER NO.: K9FVJ1AA

Lab Name: TestAmerica Laboratories, Inc.

Lab Code: TALCAN

SDG Number:

Lab File ID: 012F1201.

Lot Number: A9C310174

Matrix: WATER

Extraction Method: 1311/8150B

Date Extracted: 04/02/09

Date Analyzed(1): 04/06/09

Date Analyzed(2): N/A

Time Analyzed(1): 12:15

Time Analyzed(2): N/A

Instrument ID(1): P1

Instrument ID(2): N/A

GC Column(1): N/A ID: N/A GC Column(2): N/A ID: N/A

THIS METHOD BLANK APPLIES TO THE FOLLOWING SAMPLES, MS, AND MSD:

	CLIENT ID.	SAMPLE WORK ORDER #	DATE ANALYZED(1)	DATE ANALYZED(2)
01	SCFww-001-0004-WW	K9C691CQ	04/06/09	N/A
02	SCFww-002-0005-WW	K9C7F1CQ	04/06/09	N/A
03	SCFww-003-0006-WW	K9C7J1CQ	04/06/09	N/A
04	CHECK SAMPLE	K9FVJ1AC C	04/06/09	N/A
05	DUPLICATE CHECK	K9FVJ1AD L	04/06/09	N/A
06				
07				
08				
09				
10				
11				
12				
13				
14				
15				
16				
17				
18				
19				
20				

COMMENTS:

FORM IV

SW846 8151A METHOD BLANK SUMMARY

BLANK WORKORDER NO.: K9FVK1AA

Lab Name: TestAmerica Laboratories, Inc.

Lab Code: TALCAN

SDG Number:

Lab File ID: 024F2401.

Lot Number: A9C310174

Matrix: SOLID

Extraction Method: 1311/8150B

Date Extracted: 04/02/09

Date Analyzed(1): 04/06/09

Date Analyzed(2): N/A

Time Analyzed(1): 15:32

Time Analyzed(2): N/A

Instrument ID(1): P1

Instrument ID(2): N/A

GC Column(1): N/A ID: N/A GC Column(2): N/A ID: N/A

THIS METHOD BLANK APPLIES TO THE FOLLOWING SAMPLES, MS, AND MSD:

	CLIENT ID.	SAMPLE WORK ORDER #	DATE ANALYZED(1)	DATE ANALYZED(2)
01	SCFmw-001-0008-WS	K9C7R1CG	04/06/09	N/A
02	SCFmw-002-0009-WS	K9C7W1CG	04/06/09	N/A
03	SCFmw-003-0010-WS	K9C711CG	04/06/09	N/A
04	SCFmw-004-0011-WS	K9C721CG	04/06/09	N/A
05	SCFmw-004-0012-WS	K9C731CG	04/06/09	N/A
06	SCFmw-005-0013-WS	K9C761CG	04/06/09	N/A
07	SCFmw-006-0014-WS	K9C771CG	04/06/09	N/A
08	CHECK SAMPLE	K9FVK1AC C	04/06/09	N/A
09	DUPLICATE CHECK	K9FVK1AD L	04/06/09	N/A
10				
11				
12				
13				
14				
15				
16				
17				
18				
19				
20				

COMMENTS:

FORM IV

TestAmerica
THE LEADER IN ENVIRONMENTAL TESTING

SAMPLE DATA

Science Applications International Corp

Client Sample ID: SCFww-001-0004-WW

TCLP GC Semivolatiles

Lot-Sample #...: A9C310174-002 **Work Order #...:** K9C691CQ **Matrix.....:** WG
Date Sampled...: 03/27/09 11:40 **Date Received..:** 03/28/09
Leach Date.....: 04/01/09 **Prep Date.....:** 04/02/09 **Analysis Date..:** 04/06/09
Leach Batch #..: P909110 **Prep Batch #...:** 9092031
Dilution Factor: 1 **Initial Wgt/Vol:** 100 mL **Final Wgt/Vol..:** 10 mL
Method.....: SW846 8151A

PARAMETER	RESULT	REPORTING LIMIT	UNITS
2,4-D	ND	0.50	mg/L
2,4,5-TP (Silvex)	ND	0.10	mg/L

SURROGATE	PERCENT RECOVERY	RECOVERY LIMITS
2,4-Dichlorophenylacetic acid	76	(37 - 116)

NOTE(S):

Analysis performed in accordance with USEPA Toxicity Characteristic Leaching Procedure Method 1311

TestAmerica North Canton

HERBICIDES BY 8151/615

Data file : \\cansvr11\dd\chem\GCS\a2hp1.i\90406-1.b\009F0901.D
Lab Smp Id: K9C691CQ Client Smp ID: SCFww-001-0004-WW
Inj Date : 06-APR-2009 11:25
Operator : 403375 Inst ID: a2hp1.i
Smp Info : K9C691CQ
Misc Info :
Comment   :
Method   : \\cansvr11\dd\chem\GCS\a2hp1.i\90406-1.b\HERB.m
Meth Date : 06-Apr-2009 11:01 Quant Type: ESTD
Cal Date : 03-APR-2009 14:08 Cal File: 007F0701.D
Als bottle: 9
Dil Factor: 1.00000
Integrator: Falcon Compound Sublist: tclp.sub
Target Version: 4.14
Processing Host: CANPMSV20

Concentration Formula: Amt * DF * Vt/Vo * CpndVariable

Name	Value	Description
DF	1.000	Dilution Factor
Vt	10.000	Final Volume
Vo	100.000	Initial Volume
Cpnd Variable		Local Compound Variable

					CONCENTRATIONS	
					ON-COLUMN	FINAL
Compounds	RT	EXP RT	DLT RT	RESPONSE	(ng)	(mg/L)
$ 2 DCAA	4.159	4.153	0.006	3387005	0.15202	0.01520
7 2,4 D	Compound Not Detected.					
9 2,4,5 TP (Silvex)	5.307	5.316	-0.009	117540	5e-004	0.00005350

Data File: \\cansvr11\dd\chem\GCS\a2hp1.i\90406-1.b\009F0901.D

Page 1

Date : 06-APR-2009 11:25

Client ID: SCFww-001-0004-WW

Instrument: a2hp1.i

Sample Info: K9C691CQ

Purge Volume: 100.0

Operator: 403375

Column phase: pestclpI

Column diameter: 0.53

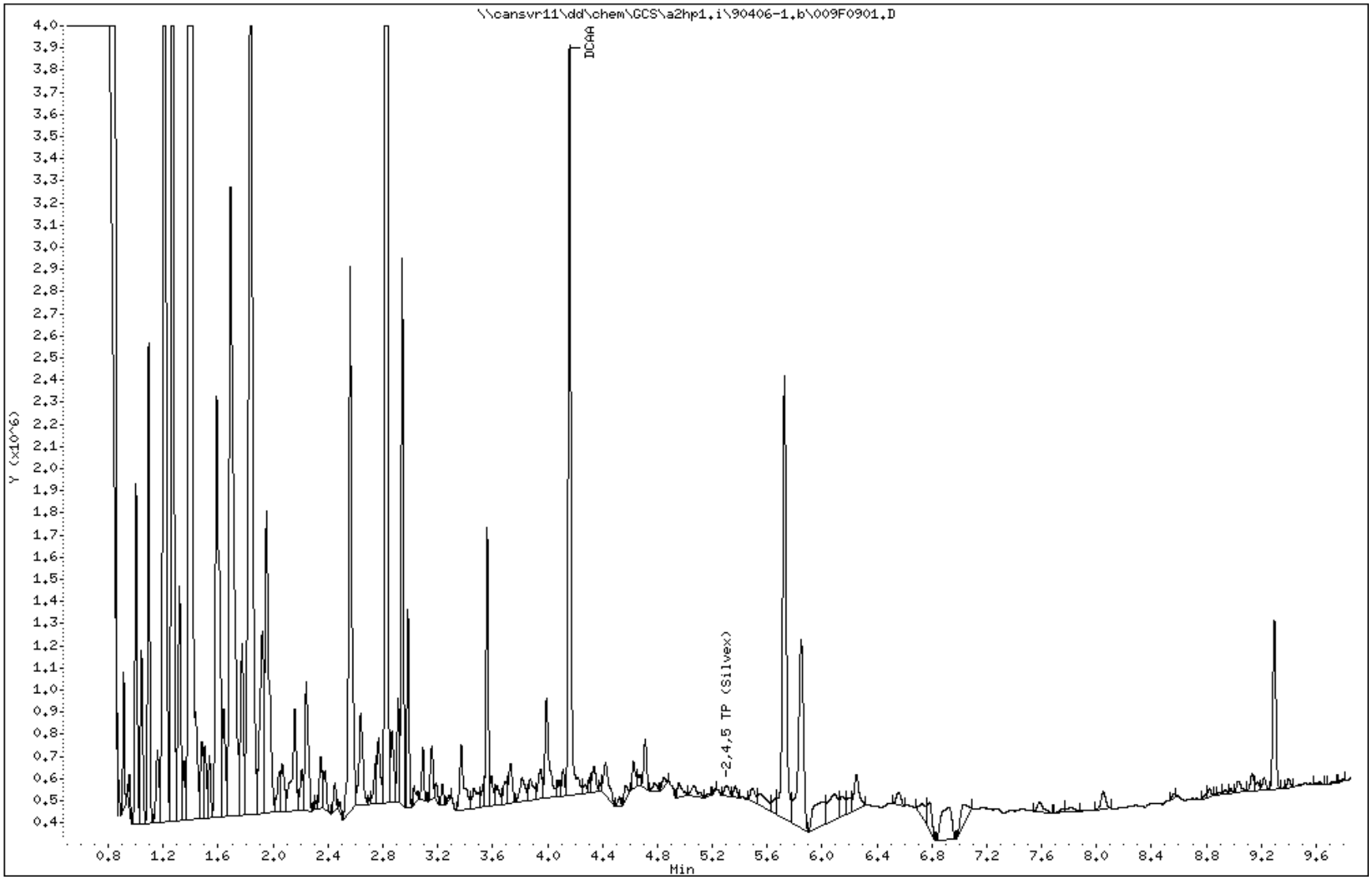

COMPOUNDS and EXP. RT REPORT

Operator: 403375 Date Acquired: 06-APR-2009 11:25
Data File: //cansvr11/dd/chem/GCS/a2hp1.i/90406-1.b/009F0901.D
Lab Sample ID: K9C691CQ
Misc. Info:
Instrument: a2hp1.i
Method: \\cansvr11\dd\chem\GCS\a2hp1.i\90406-1.b\HERB.m
Dilution Factor: 1

Compound	RT	Area	Amount	Conc
2) DCAA	4.160	4577427	0.152	0.015 mg/L
7) 2,4 D	NOT DETECTED	Expected RT =	4.805	
9) 2,4,5 TP (Silvex)	5.307	117540	0.001	0.000 mg/L

TestAmerica North Canton

HERBICIDES BY 8151/615

Data file : \\cansvr11\dd\chem\GCS\a2hp1.i\90406-1.b\90406-1.b\009F0901.D
Lab Smp Id: K9C691CQ Client Smp ID: SCFww-001-0004-WW
Inj Date : 06-APR-2009 11:25
Operator : 403375 Inst ID: a2hp1.i
Smp Info : K9C691CQ
Misc Info :
Comment :
Method : \\cansvr11\dd\chem\GCS\a2hp1.i\90406-1.b\HERB.m\HERBR.m
Meth Date : 06-Apr-2009 11:01 Quant Type: ESTD
Cal Date : 03-APR-2009 14:08 Cal File: 007F0701.D
Als bottle: 9
Dil Factor: 1.00000
Integrator: Falcon Compound Sublist: tclp.sub
Target Version: 4.14
Processing Host: CANPMSV20

Concentration Formula: Amt * DF * Vt/Vo * CpndVariable

Name	Value	Description
DF	1.000	Dilution Factor
Vt	10.000	Final Volume
Vo	100.000	Initial Volume
Cpnd Variable		Local Compound Variable

					CONCENTRATIONS	
					ON-COLUMN	FINAL
Compounds	RT	EXP RT	DLT RT	RESPONSE	(ng)	(mg/L)
$ 2 DCAA	4.404	4.399	0.005	3435251	0.19367	0.019367
7 2,4 D	5.154	5.141	0.013	26622	0.00168	0.00016766
9 2,4,5 TP (Silvex)	5.667	5.683	-0.016	18832	2e-004	0.000021589

Data File: \\cansvr11\dd\chem\GCS\a2hp1.i\90406-1.b\90406-1.b\009F0901.D

Date : 06-APR-2009 11:25

Client ID: SCFww-001-0004-WW

Instrument: a2hp1.i

Sample Info: K9C691CQ

Purge Volume: 100.0

Operator: 403375

Column phase: clpII

Column diameter: 0.53

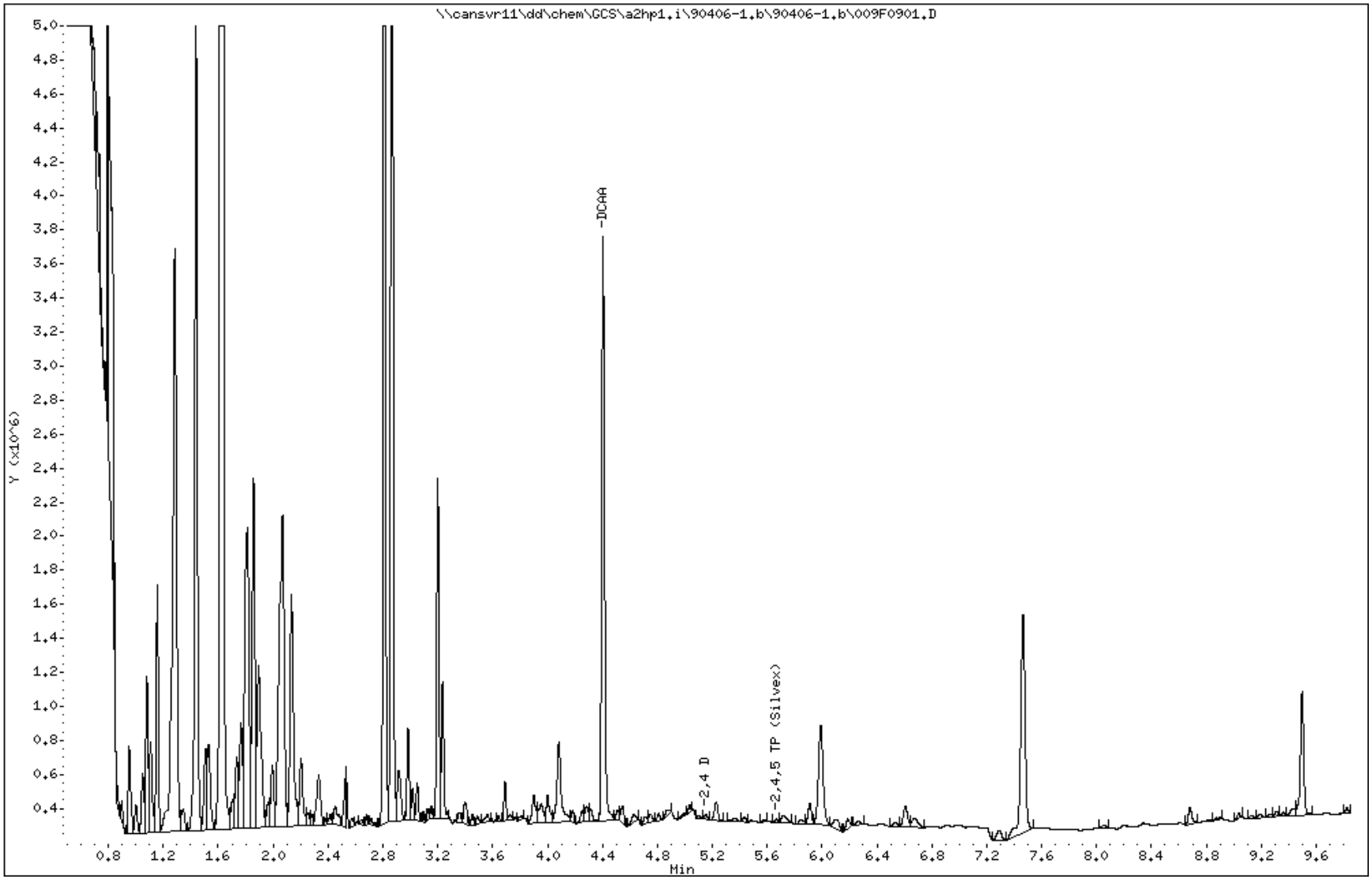

COMPOUNDS and EXP. RT REPORT

Operator: 403375 Date Acquired: 06-APR-2009 11:25
Data File: //cansvr11/dd/chem/GCS/a2hp1.i/90406-1.b/90406-1.b/009F0901.D
Lab Sample ID: K9C691CQ
Misc. Info:
Instrument: a2hp1.i
Method: \\cansvr11\dd\chem\GCS\a2hp1.i\90406-1.b\HERB.m\HERBR.m
Dilution Factor: 1

Compound	RT	Area	Amount	Conc
2) DCAA	4.404	4927850	0.194	0.019 mg/L
7) 2,4 D	5.155	42752	0.002	0.000 mg/L
9) 2,4,5 TP (Silvex)	5.667	32131	0.000	0.000 mg/L

Science Applications International Corp

Client Sample ID: SCFww-002-0005-WW

TCLP GC Semivolatiles

Lot-Sample #...: A9C310174-003 **Work Order #...:** K9C7F1CQ **Matrix.....:** WG
Date Sampled...: 03/27/09 13:00 **Date Received..:** 03/28/09
Leach Date.....: 04/01/09 **Prep Date.....:** 04/02/09 **Analysis Date..:** 04/06/09
Leach Batch #..: P909110 **Prep Batch #...:** 9092031
Dilution Factor: 1 **Initial Wgt/Vol:** 100 mL **Final Wgt/Vol..:** 10 mL
Method.....: SW846 8151A

PARAMETER	RESULT	REPORTING LIMIT	UNITS
2,4-D	ND	0.50	mg/L
2,4,5-TP (Silvex)	ND	0.10	mg/L

SURROGATE	PERCENT RECOVERY	RECOVERY LIMITS
2,4-Dichlorophenylacetic acid	75	(37 - 116)

NOTE(S):

Analysis performed in accordance with USEPA Toxicity Characteristic Leaching Procedure Method 1311

TestAmerica North Canton

HERBICIDES BY 8151/615

Data file : \\cansvr11\dd\chem\GCS\a2hp1.i\90406-1.b\010F1001.D
Lab Smp Id: K9C7F1CQ Client Smp ID: SCFww-002-0005-WW
Inj Date : 06-APR-2009 11:42
Operator : 403375 Inst ID: a2hp1.i
Smp Info : K9C7F1CQ
Misc Info :
Comment   :
Method   : \\cansvr11\dd\chem\GCS\a2hp1.i\90406-1.b\HERB.m
Meth Date : 06-Apr-2009 11:01 Quant Type: ESTD
Cal Date : 03-APR-2009 14:08 Cal File: 007F0701.D
Als bottle: 10
Dil Factor: 1.00000
Integrator: Falcon Compound Sublist: tclp.sub
Target Version: 4.14
Processing Host: CANPMSV20

Concentration Formula: Amt * DF * Vt/Vo * CpndVariable

Name	Value	Description
DF	1.000	Dilution Factor
Vt	10.000	Final Volume
Vo	100.000	Initial Volume
Cpnd Variable		Local Compound Variable

					CONCENTRATIONS	
					ON-COLUMN	FINAL
Compounds	RT	EXP RT	DLT RT	RESPONSE	(ng)	(mg/L)
$ 2 DCAA	4.160	4.153	0.007	3336114	0.14974	0.01497
7 2,4 D	4.802	4.804	-0.002	25163	0.00126	0.0001262
9 2,4,5 TP (Silvex)	5.309	5.316	-0.007	114987	5e-004	0.00005234

Data File: \\cansvr11\dd\chem\GCS\a2hp1.i\90406-1.b\010F1001.D

Date : 06-APR-2009 11:42

Client ID: SCFww-002-0005-WW

Instrument: a2hp1.i

Sample Info: K9C7F1CQ

Purge Volume: 100.0

Operator: 403375

Column phase: pestclpI

Column diameter: 0.53

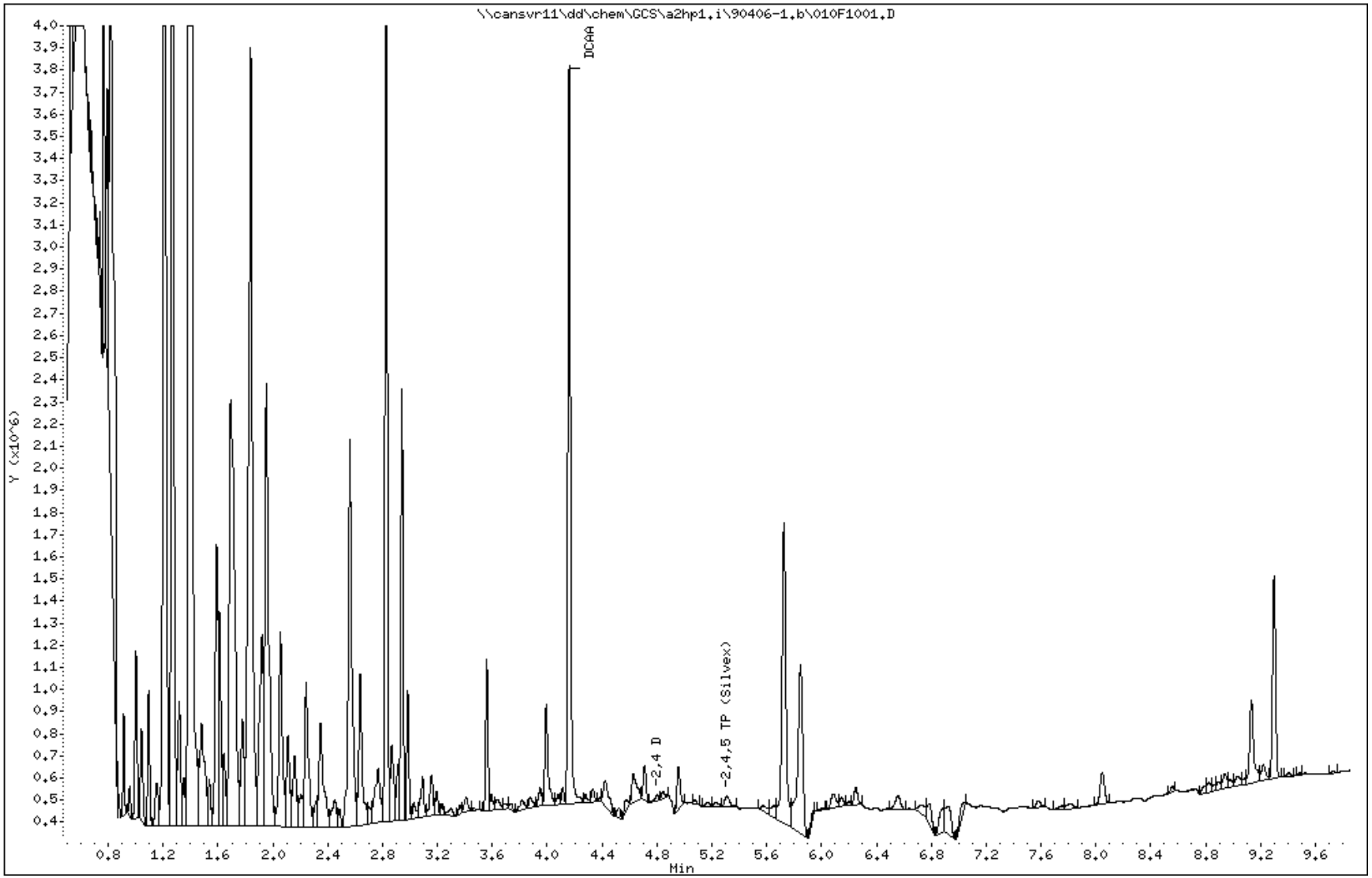

COMPOUNDS and EXP. RT REPORT

Operator: 403375 Date Acquired: 06-APR-2009 11:42
Data File: //cansvr11/dd/chem/GCS/a2hp1.i/90406-1.b/010F1001.D
Lab Sample ID: K9C7F1CQ
Misc. Info:
Instrument: a2hp1.i
Method: \\cansvr11\dd\chem\GCS\a2hp1.i\90406-1.b\HERB.m
Dilution Factor: 1

Compound	RT	Area	Amount	Conc
2) DCAA	4.160	4431522	0.150	0.015 mg/L
7) 2,4 D	4.802	44642	0.001	0.000 mg/L
9) 2,4,5 TP (Silvex)	5.309	114987	0.001	0.000 mg/L

TestAmerica North Canton

HERBICIDES BY 8151/615

Data file : \\cansvr11\dd\chem\GCS\a2hp1.i\90406-1.b\90406-1.b\010F1001.D
Lab Smp Id: K9C7F1CQ Client Smp ID: SCFww-002-0005-WW
Inj Date : 06-APR-2009 11:42
Operator : 403375 Inst ID: a2hp1.i
Smp Info : K9C7F1CQ
Misc Info :
Comment :
Method : \\cansvr11\dd\chem\GCS\a2hp1.i\90406-1.b\HERB.m\HERBR.m
Meth Date : 06-Apr-2009 11:01 Quant Type: ESTD
Cal Date : 03-APR-2009 14:08 Cal File: 007F0701.D
Als bottle: 10
Dil Factor: 1.00000
Integrator: Falcon Compound Sublist: tclp.sub
Target Version: 4.14
Processing Host: CANPMSV20

Concentration Formula: Amt * DF * Vt/Vo * CpndVariable

Name	Value	Description
DF	1.000	Dilution Factor
Vt	10.000	Final Volume
Vo	100.000	Initial Volume
Cpnd Variable		Local Compound Variable

Compounds	RT	EXP RT	DLT RT	RESPONSE	CONCENTRATIONS ON-COLUMN (ng)	CONCENTRATIONS FINAL (mg/L)
$ 2 DCAA	4.404	4.399	0.005	3150032	0.17759	0.017759
7 2,4 D	5.146	5.141	0.005	33987	0.00214	0.00021405
9 2,4,5 TP (Silvex)	Compound Not Detected.					

Data File: \\cansvr11\dd\chem\GCS\a2hp1.i\90406-1.b\90406-1.b\010F1001.D

Date : 06-APR-2009 11:42

Client ID: SCFww-002-0005-WW

Instrument: a2hp1.i

Sample Info: K9C7F1CQ

Purge Volume: 100.0

Operator: 403375

Column phase: clpII

Column diameter: 0.53

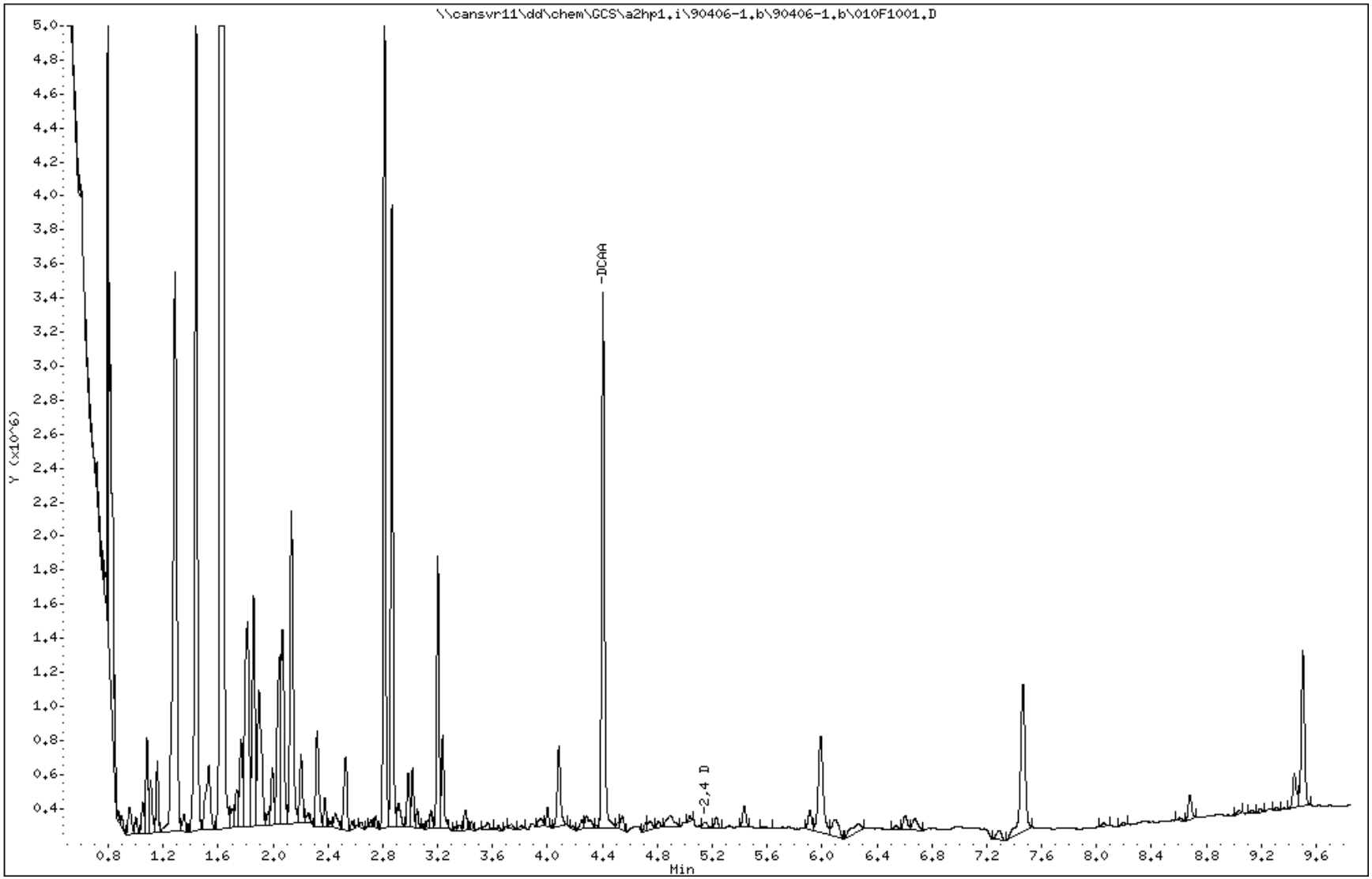

COMPOUNDS and EXP. RT REPORT

Operator: 403375 Date Acquired: 06-APR-2009 11:42
Data File: //cansvr11/dd/chem/GCS/a2hp1.i/90406-1.b/90406-1.b/010F1001.D
Lab Sample ID: K9C7F1CQ
Misc. Info:
Instrument: a2hp1.i
Method: \\cansvr11\dd\chem\GCS\a2hp1.i\90406-1.b\HERB.m\HERBR.m
Dilution Factor: 1

Compound	RT	Area	Amount	Conc
2) DCAA	4.405	4585846	0.178	0.018 mg/L
7) 2,4 D	5.146	78880	0.002	0.000 mg/L
9) 2,4,5 TP (Silvex)	NOT DETECTED Expected RT = 5.684			

Science Applications International Corp

Client Sample ID: SCFww-003-0006-WW

TCLP GC Semivolatiles

Lot-Sample #...: A9C310174-004 **Work Order #...:** K9C7J1CQ **Matrix.....:** WG
Date Sampled...: 03/27/09 19:20 **Date Received..:** 03/28/09
Leach Date.....: 04/01/09 **Prep Date.....:** 04/02/09 **Analysis Date..:** 04/06/09
Leach Batch #..: P909110 **Prep Batch #...:** 9092031
Dilution Factor: 1 **Initial Wgt/Vol:** 100 mL **Final Wgt/Vol..:** 10 mL
Method.....: SW846 8151A

PARAMETER	RESULT	REPORTING LIMIT	UNITS
2,4-D	ND	0.50	mg/L
2,4,5-TP (Silvex)	ND	0.10	mg/L

SURROGATE	PERCENT RECOVERY	RECOVERY LIMITS
2,4-Dichlorophenylacetic acid	72	(37 - 116)

NOTE(S):

Analysis performed in accordance with USEPA Toxicity Characteristic Leaching Procedure Method 1311

TestAmerica North Canton

HERBICIDES BY 8151/615

Data file : \\cansvr11\dd\chem\GCS\a2hp1.i\90406-1.b\011F1101.D
Lab Smp Id: K9C7J1CQ Client Smp ID: SCFww-003-0006-WW
Inj Date : 06-APR-2009 11:58
Operator : 403375 Inst ID: a2hp1.i
Smp Info : K9C7J1CQ
Misc Info :
Comment   :
Method   : \\cansvr11\dd\chem\GCS\a2hp1.i\90406-1.b\HERB.m
Meth Date : 06-Apr-2009 11:01 Quant Type: ESTD
Cal Date : 03-APR-2009 14:08 Cal File: 007F0701.D
Als bottle: 11
Dil Factor: 1.00000
Integrator: Falcon Compound Sublist: tclp.sub
Target Version: 4.14
Processing Host: CANPMSV20

Concentration Formula: Amt * DF * Vt/Vo * CpndVariable

Name	Value	Description
DF	1.000	Dilution Factor
Vt	10.000	Final Volume
Vo	100.000	Initial Volume
Cpnd Variable		Local Compound Variable

					CONCENTRATIONS	
					ON-COLUMN	FINAL
Compounds	RT	EXP RT	DLT RT	RESPONSE	(ng)	(mg/L)
$ 2 DCAA	4.161	4.153	0.008	3225038	0.14475	0.01448
7 2,4 D	Compound Not Detected.					
9 2,4,5 TP (Silvex)	5.310	5.316	-0.006	212376	1e-003	0.00009667

Data File: \\cansvr11\dd\chem\GCS\a2hp1.i\90406-1.b\011F1101.D

Date : 06-APR-2009 11:58

Client ID: SCFww-003-0006-WW

Instrument: a2hp1.i

Sample Info: K9C7J1CQ

Purge Volume: 100.0

Operator: 403375

Column phase: pestclpI

Column diameter: 0.53

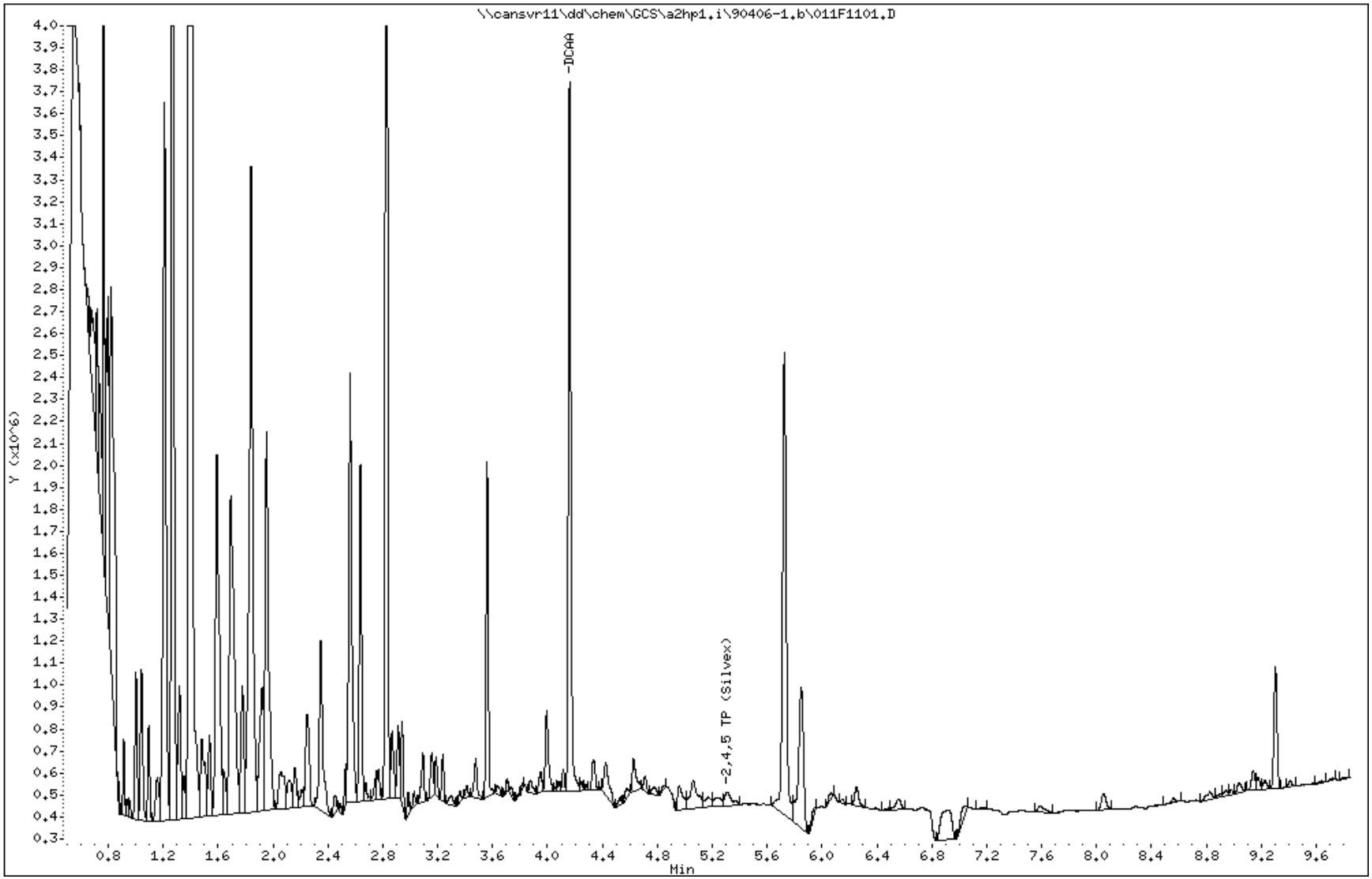

COMPOUNDS and EXP. RT REPORT

Operator: 403375 Date Acquired: 06-APR-2009 11:58
Data File: //cansvr11/dd/chem/GCS/a2hp1.i/90406-1.b/011F1101.D
Lab Sample ID: K9C7J1CQ
Misc. Info:
Instrument: a2hp1.i
Method: \\cansvr11\dd\chem\GCS\a2hp1.i\90406-1.b\HERB.m
Dilution Factor: 1

Compound	RT	Area	Amount	Conc
2) DCAA	4.161	4189156	0.145	0.014 mg/L
7) 2,4 D	NOT DETECTED	Expected RT =	4.805	
9) 2,4,5 TP (Silvex)	5.310	212376	0.001	0.000 mg/L

TestAmerica North Canton

HERBICIDES BY 8151/615

Data file : \\cansvr11\dd\chem\GCS\a2hp1.i\90406-1.b\90406-1.b\011F1101.D
Lab Smp Id: K9C7J1CQ Client Smp ID: SCFww-003-0006-WW
Inj Date : 06-APR-2009 11:58
Operator : 403375 Inst ID: a2hp1.i
Smp Info : K9C7J1CQ
Misc Info :
Comment :
Method : \\cansvr11\dd\chem\GCS\a2hp1.i\90406-1.b\HERB.m\HERBR.m
Meth Date : 06-Apr-2009 11:01 Quant Type: ESTD
Cal Date : 03-APR-2009 14:08 Cal File: 007F0701.D
Als bottle: 11
Dil Factor: 1.00000
Integrator: Falcon Compound Sublist: tclp.sub
Target Version: 4.14
Processing Host: CANPMSV20

Concentration Formula: Amt * DF * Vt/Vo * CpndVariable

Name	Value	Description
DF	1.000	Dilution Factor
Vt	10.000	Final Volume
Vo	100.000	Initial Volume
Cpnd Variable		Local Compound Variable

Compounds	RT	EXP RT	DLT RT	RESPONSE	CONCENTRATIONS ON-COLUMN (ng)	CONCENTRATIONS FINAL (mg/L)
$ 2 DCAA	4.404	4.399	0.005	3469121	0.19558	0.019558
7 2,4 D	5.147	5.141	0.006	18515	0.00117	0.00011660
9 2,4,5 TP (Silvex)	Compound Not Detected.					

Data File: \\cansvr11\dd\chem\GCS\a2hp1.i\90406-1.b\90406-1.b\011F1101.D

Date : 06-APR-2009 11:58

Client ID: SCFww-003-0006-WW

Instrument: a2hp1.i

Sample Info: K9C7J1CQ

Purge Volume: 100.0

Operator: 403375

Column phase: clpII

Column diameter: 0.53

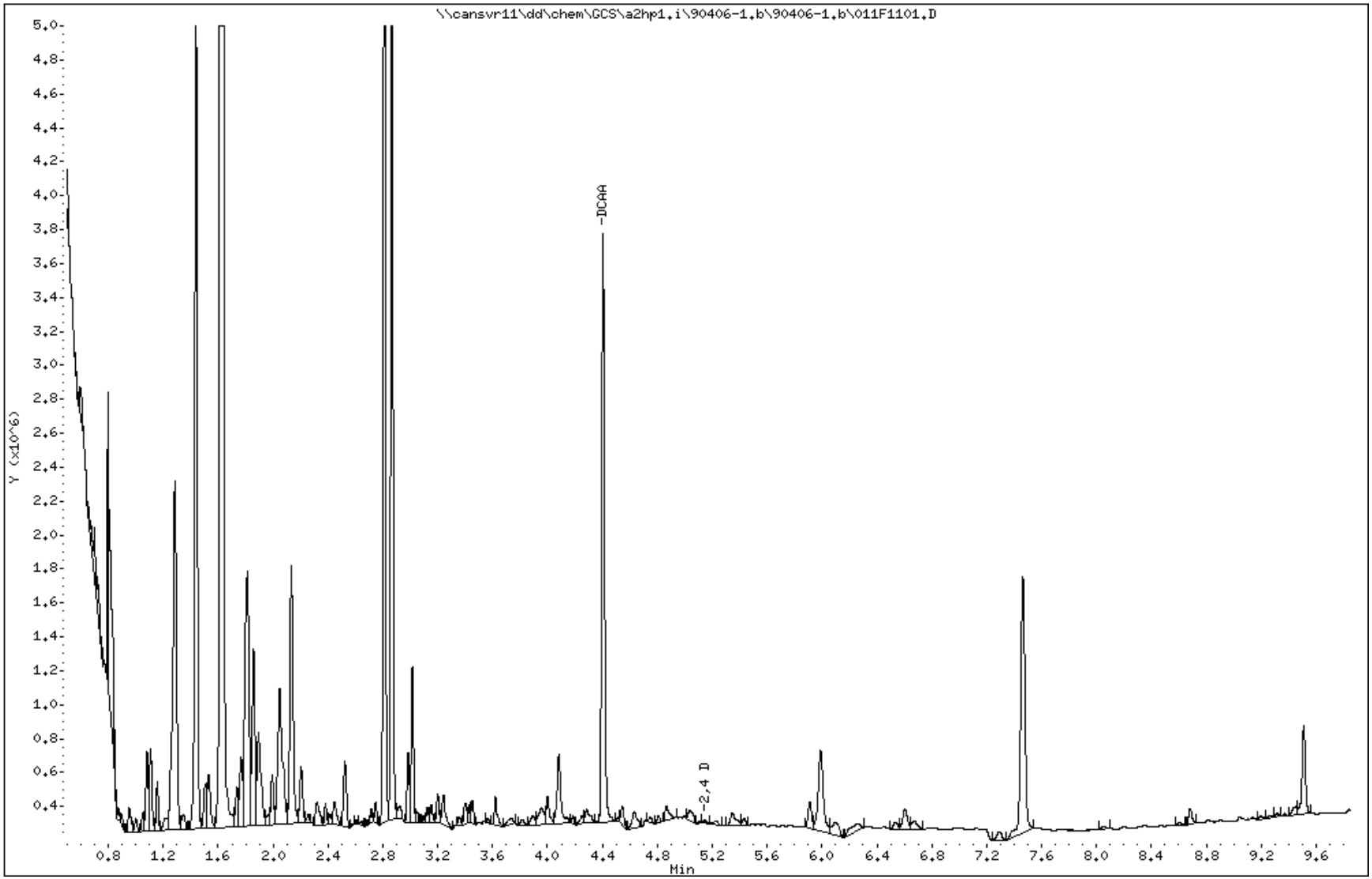

COMPOUNDS and EXP. RT REPORT

Operator: 403375 Date Acquired: 06-APR-2009 11:58
Data File: //cansvr11/dd/chem/GCS/a2hp1.i/90406-1.b/90406-1.b/011F1101.D
Lab Sample ID: K9C7J1CQ
Misc. Info:
Instrument: a2hp1.i
Method: \\cansvr11\dd\chem\GCS\a2hp1.i\90406-1.b\HERB.m\HERBR.m
Dilution Factor: 1

Compound	RT	Area	Amount	Conc
2) DCAA	4.404	4963146	0.196	0.020 mg/L
7) 2,4 D	5.148	29972	0.001	0.000 mg/L
9) 2,4,5 TP (Silvex)	NOT DETECTED Expected RT = 5.684			

Science Applications International Corp

Client Sample ID: SCFmw-001-0008-WS

TCLP GC Semivolatiles

Lot-Sample #...:	A9C310174-006	**Work Order #...:**	K9C7R1CG	**Matrix.....:**	SO
Date Sampled...:	03/27/09 10:05	**Date Received..:**	03/28/09		
Leach Date.....:	04/01/09	**Prep Date.....:**	04/02/09	**Analysis Date..:**	04/06/09
Leach Batch #..:	P909113	**Prep Batch #...:**	9092032		
Dilution Factor:	1	**Initial Wgt/Vol:**	100 mL	**Final Wgt/Vol..:**	10 mL
% Moisture.....:	12	**Method.....:**	SW846 8151A		

PARAMETER	RESULT	REPORTING LIMIT	UNITS
2,4-D	**0.0029 J**	**0.50**	**mg/L**
2,4,5-TP (Silvex)	ND	0.10	mg/L

SURROGATE	PERCENT RECOVERY	RECOVERY LIMITS
2,4-Dichlorophenylacetic acid	74	(37 - 116)

NOTE(S):

Analysis performed in accordance with USEPA Toxicity Characteristic Leaching Procedure Method 1311

J Estimated result. Result is less than RL.

HERBICIDE IDENTIFICATION SUMMARY
FOR SINGLE COMPONENT ANALYTES

SCFQC-00
1-0008-WS

Lab Name: NORTH CANTON Contract:

Lab Code: TALCAN Case No.: SAS No.: SDG No.: A9C310174

Lab Sample ID: K9C7R1CG Date(s) Analyzed: 04/06/09 04/06/09

Instrument ID (1): A2HP1 Instrument ID (2): A2HP1

GC Column(1): PESTCLPI ID: 0.53(mm) GC Column(2): CLPII ID: 0.53(mm)

ANALYTE	COL	RT	RT WINDOW FROM	RT WINDOW TO	CONCENTRATION	%D
2,4 D	1	4.80	4.78	4.82	0.003776	
	2	5.16	5.12	5.16	0.0028584	32.1
	1					
	2					
	1					
	2					
	1					
	2					
	1					
	2					
	1					
	2					
	1					
	2					

TestAmerica North Canton

HERBICIDES BY 8151/615

Data file : \\cansvr11\dd\chem\GCS\a2hp1.i\90406-1.b\017F1701.D
Lab Smp Id: K9C7R1CG Client Smp ID: SCFqc-001-0008-WS
Inj Date : 06-APR-2009 13:37
Operator : 403375 Inst ID: a2hp1.i
Smp Info : K9C7R1CG
Misc Info :
Comment   :
Method   : \\cansvr11\dd\chem\GCS\a2hp1.i\90406-1.b\HERB.m
Meth Date : 07-Apr-2009 07:01 lawrencer Quant Type: ESTD
Cal Date : 06-APR-2009 18:16 Cal File: 034F3401.D
Als bottle: 17
Dil Factor: 1.00000
Integrator: Falcon Compound Sublist: tclp.sub
Target Version: 4.14
Processing Host: CANPMSV20

Concentration Formula: Amt * DF * Vt/Vo * CpndVariable

Name	Value	Description
DF	1.000	Dilution Factor
Vt	10.000	Final Volume
Vo	100.000	Initial Volume
Cpnd Variable		Local Compound Variable

Compounds	RT	EXP RT	DLT RT	RESPONSE	CONCENTRATIONS ON-COLUMN (ng)	CONCENTRATIONS FINAL (mg/L)
$ 2 DCAA	4.159	4.153	0.006	3308836	0.14851	0.01485
7 2,4 D	4.804	4.804	0.000	752958	0.03776	0.003776(M)
9 2,4,5 TP (Silvex)	5.309	5.317	-0.008	124111	6e-004	0.00005649

QC Flag Legend

M - Compound response manually integrated.

Data File: \\cansvr11\dd\chem\GCS\a2hp1.i\90406-1.b\017F1701.D

Date : 06-APR-2009 13:37

Client ID: SCFqc-001-0008-WS

Instrument: a2hp1.i

Sample Info: K9C7R1CG

Purge Volume: 100.0

Operator: 403375

Column phase: pestclpI

Column diameter: 0.53

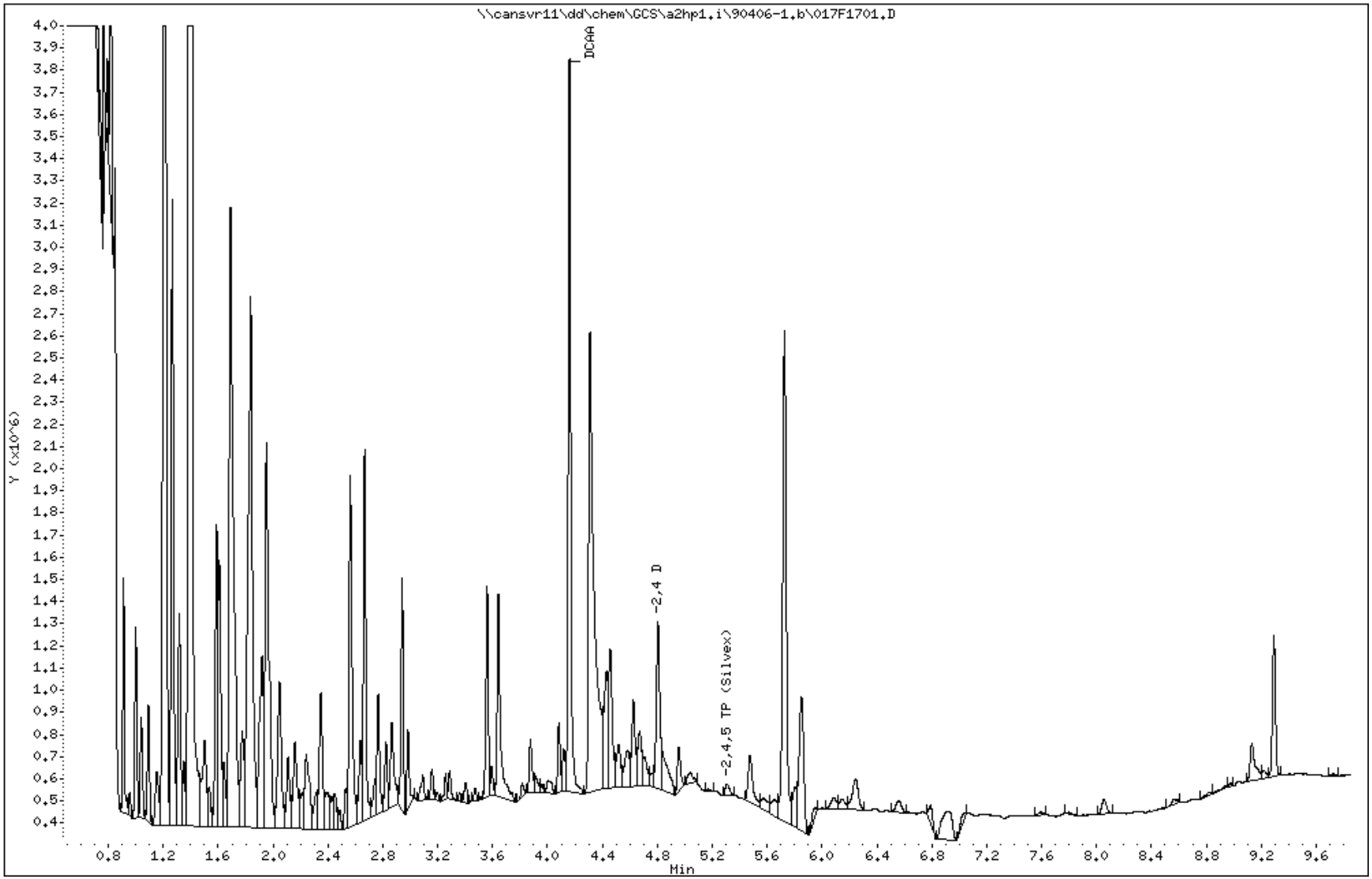

COMPOUNDS and EXP. RT REPORT

Operator: 403375 Date Acquired: 06-APR-2009 13:37
Data File: //cansvr11/dd/chem/GCS/a2hp1.i/90406-1.b/017F1701.D
Lab Sample ID: K9C7R1CG
Misc. Info:
Instrument: a2hp1.i
Method: \\cansvr11\dd\chem\GCS\a2hp1.i\90406-1.b\HERB.m
Dilution Factor: 1

Compound	RT	Area	Amount	Conc
2) DCAA	4.160	4340951	0.149	0.015 mg/L
7) 2,4 D	4.804	1306775	0.038	0.004 mg/L
9) 2,4,5 TP (Silvex)	5.310	124111	0.001	0.000 mg/L

Data File Name: 017F1701.D
Inj. Date and Time: 06-APR-2009 13:37
Instrument ID: a2hp1.i
Client ID: SCFqc-001-0008-WS
Compound Name: 2,4 D
CAS #: 94-75-7
Report Date: 04/07/2009

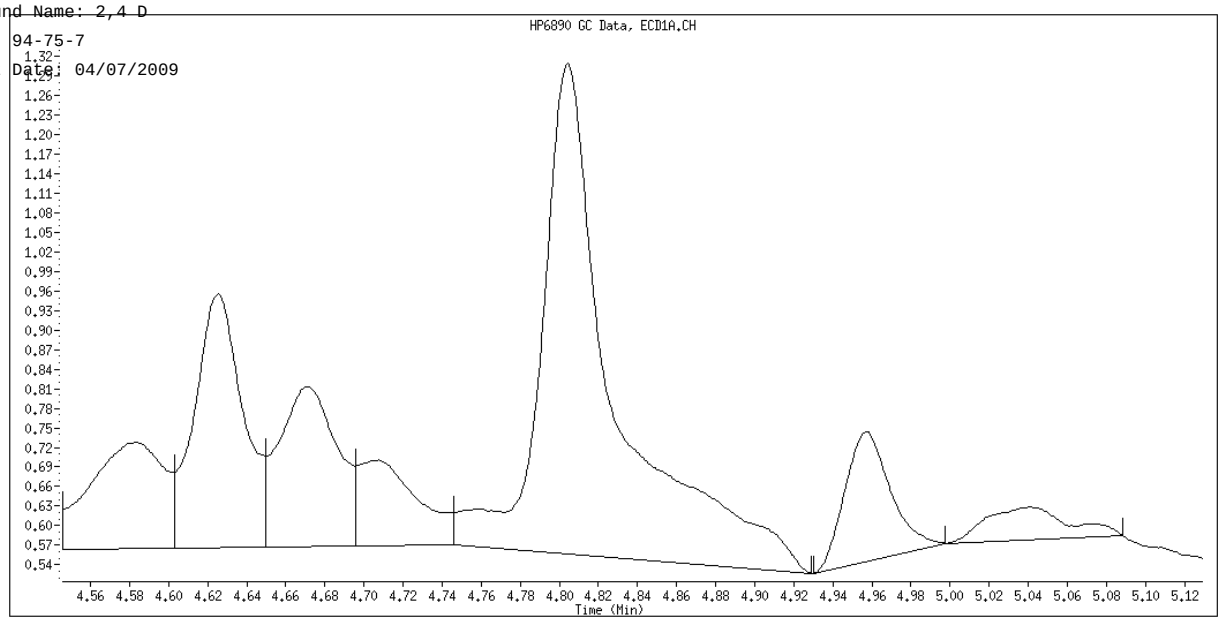

Original Integration

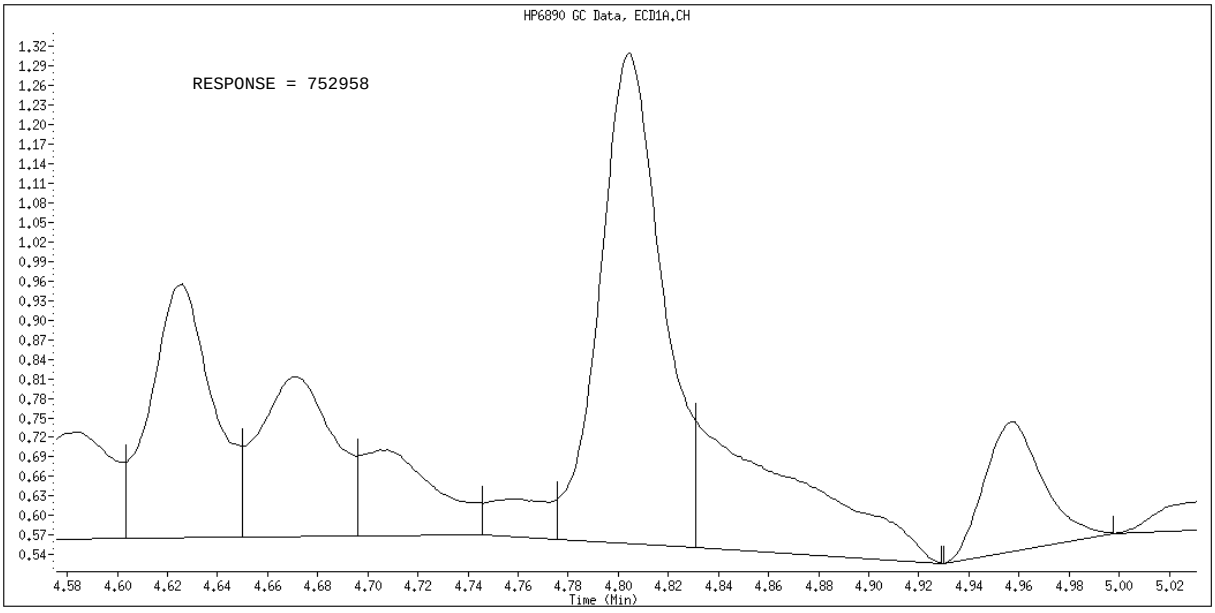

Manual Integration

Manually Integrated By: lawrencer
Manual Integration Reason: Split Peak

TestAmerica North Canton

HERBICIDES BY 8151/615

Data file : \\cansvr11\dd\chem\GCS\a2hp1.i\90406-1.b\90406-1.b\017F1701.D
Lab Smp Id: K9C7R1CG Client Smp ID: SCFqc-001-0008-WS
Inj Date : 06-APR-2009 13:37
Operator : 403375 Inst ID: a2hp1.i
Smp Info : K9C7R1CG
Misc Info :
Comment :
Method : \\cansvr11\dd\chem\GCS\a2hp1.i\90406-1.b\HERB.m\HERBR.m
Meth Date : 07-Apr-2009 07:07 lawrencer Quant Type: ESTD
Cal Date : 06-APR-2009 18:16 Cal File: 034F3401.D
Als bottle: 17
Dil Factor: 1.00000
Integrator: Falcon Compound Sublist: tclp.sub
Target Version: 4.14
Processing Host: CANPMSV20

Concentration Formula: Amt * DF * Vt/Vo * CpndVariable

Name	Value	Description
DF	1.000	Dilution Factor
Vt	10.000	Final Volume
Vo	100.000	Initial Volume
Cpnd Variable		Local Compound Variable

Compounds	RT	EXP RT	DLT RT	RESPONSE	CONCENTRATIONS ON-COLUMN (ng)	CONCENTRATIONS FINAL (mg/L)
$ 2 DCAA	4.404	4.400	0.004	3125378	0.17620	0.017620
7 2,4 D	5.159	5.142	0.017	453867	0.02858	0.0028584
9 2,4,5 TP (Silvex)	Compound Not Detected.					

Data File: \\cansvr11\dd\chem\GCS\a2hp1.i\90406-1.b\90406-1.b\017F1701.D

Page 1

Date : 06-APR-2009 13:37

Client ID: SCFqc-001-0008-WS

Instrument: a2hp1.i

Sample Info: K9C7R1CG

Purge Volume: 100.0

Operator: 403375

Column phase: clpII

Column diameter: 0.53

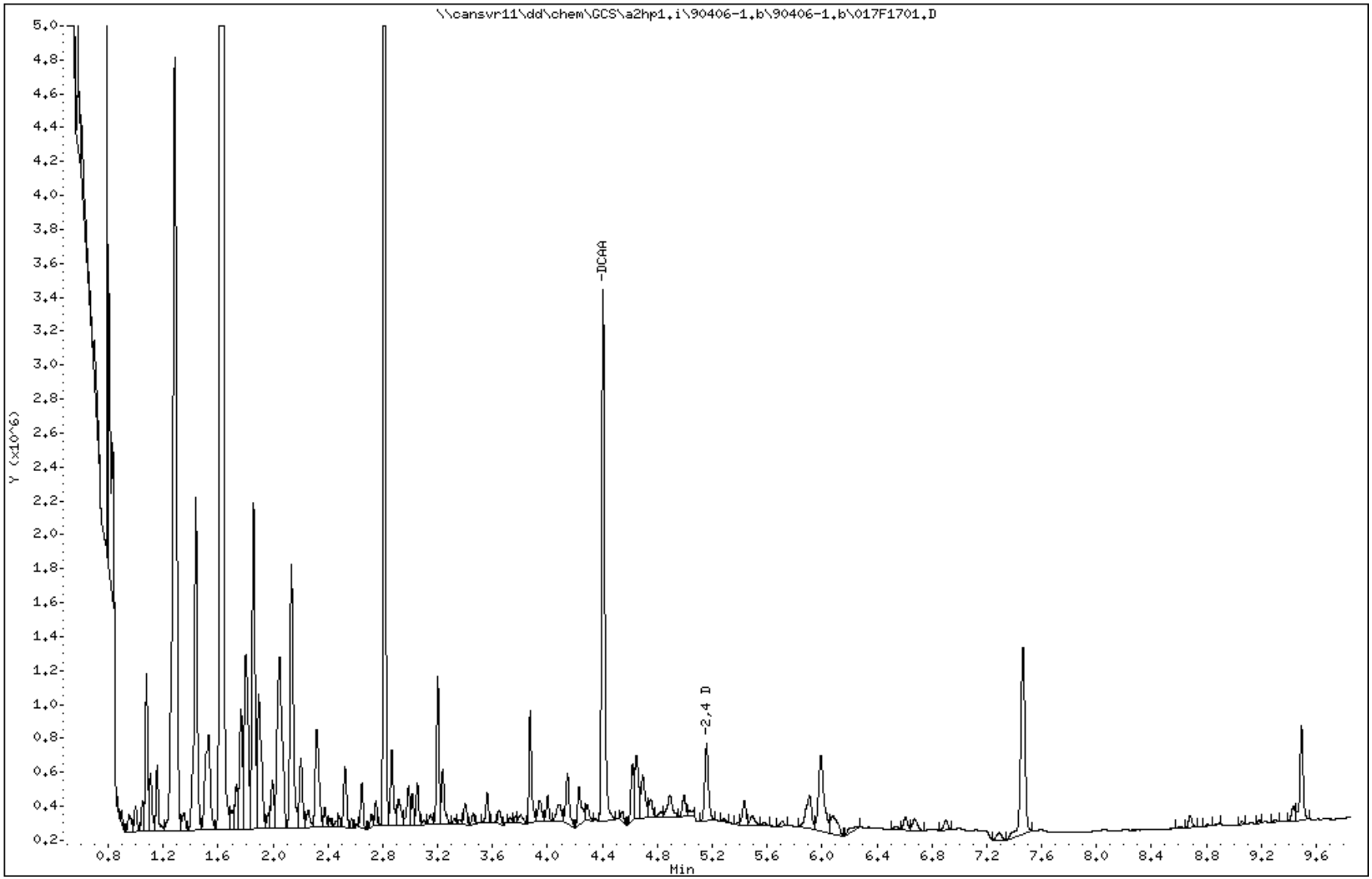

COMPOUNDS and EXP. RT REPORT

Operator: 403375 Date Acquired: 06-APR-2009 13:37
Data File: //cansvr11/dd/chem/GCS/a2hp1.i/90406-1.b/90406-1.b/017F1701.D
Lab Sample ID: K9C7R1CG
Misc. Info:
Instrument: a2hp1.i
Method: \\cansvr11\dd\chem\GCS\a2hp1.i\90406-1.b\HERB.m\HERBR.m
Dilution Factor: 1

Compound	RT	Area	Amount	Conc
2) DCAA	4.405	4641424	0.176	0.018 mg/L
7) 2,4 D	5.159	832896	0.029	0.003 mg/L
9) 2,4,5 TP (Silvex)	NOT DETECTED Expected RT = 5.685			

Science Applications International Corp

Client Sample ID: SCFmw-002-0009-WS

TCLP GC Semivolatiles

Lot-Sample #...: A9C310174-007	**Work Order #...:** K9C7W1CG		**Matrix.....:** SO
Date Sampled...: 03/27/09 14:57	**Date Received..:** 03/28/09		
Leach Date.....: 04/01/09	**Prep Date.....:** 04/02/09		**Analysis Date..:** 04/06/09
Leach Batch #..: P909113	**Prep Batch #...:** 9092032		
Dilution Factor: 1	**Initial Wgt/Vol:** 100 mL		**Final Wgt/Vol..:** 10 mL
% Moisture.....: 20	**Method.....:** SW846 8151A		

PARAMETER	RESULT	REPORTING LIMIT	UNITS
2,4-D	ND	0.50	mg/L
2,4,5-TP (Silvex)	ND	0.10	mg/L

SURROGATE	PERCENT RECOVERY	RECOVERY LIMITS
2,4-Dichlorophenylacetic acid	73	(37 - 116)

NOTE(S):

Analysis performed in accordance with USEPA Toxicity Characteristic Leaching Procedure Method 1311

TestAmerica North Canton

HERBICIDES BY 8151/615

Data file : \\cansvr11\dd\chem\GCS\a2hp1.i\90406-1.b\018F1801.D
Lab Smp Id: K9C7W1CG Client Smp ID: SCFmw-002-0009-WS
Inj Date : 06-APR-2009 13:53
Operator : 403375 Inst ID: a2hp1.i
Smp Info : K9C7W1CG
Misc Info :
Comment   :
Method   : \\cansvr11\dd\chem\GCS\a2hp1.i\90406-1.b\HERB.m
Meth Date : 07-Apr-2009 07:01 lawrencer Quant Type: ESTD
Cal Date : 06-APR-2009 18:16 Cal File: 034F3401.D
Als bottle: 18
Dil Factor: 1.00000
Integrator: Falcon Compound Sublist: tclp.sub
Target Version: 4.14
Processing Host: CANPMSV20

Concentration Formula: Amt * DF * Vt/Vo * CpndVariable

Name	Value	Description
DF	1.000	Dilution Factor
Vt	10.000	Final Volume
Vo	100.000	Initial Volume
Cpnd Variable		Local Compound Variable

					CONCENTRATIONS	
					ON-COLUMN	FINAL
Compounds	RT	EXP RT	DLT RT	RESPONSE	(ng)	(mg/L)
$ 2 DCAA	4.161	4.153	0.008	3246790	0.14573	0.01457
7 2,4 D	Compound Not Detected.					
9 2,4,5 TP (Silvex)	5.311	5.317	-0.006	104557	5e-004	0.00004759

Data File: \\cansvr11\dd\chem\GCS\a2hp1.i\90406-1.b\018F1801.D

Page 1

Date : 06-APR-2009 13:53

Client ID: SCFmw-002-0009-WS

Instrument: a2hp1.i

Sample Info: K9C7W1CG

Purge Volume: 100.0

Operator: 403375

Column phase: pestclpI

Column diameter: 0.53

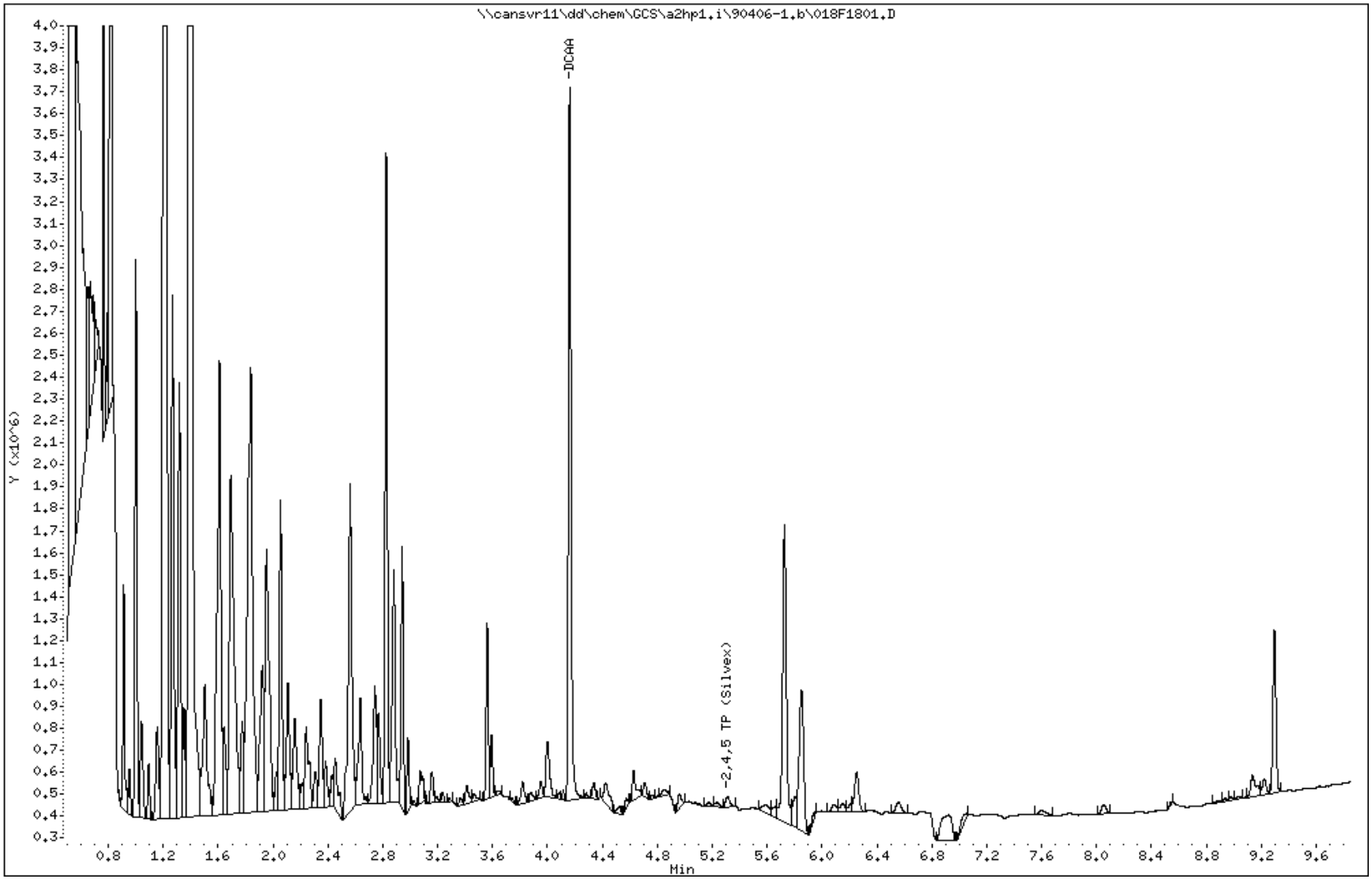

COMPOUNDS and EXP. RT REPORT

Operator: 403375 Date Acquired: 06-APR-2009 13:53
Data File: //cansvr11/dd/chem/GCS/a2hp1.i/90406-1.b/018F1801.D
Lab Sample ID: K9C7W1CG
Misc. Info:
Instrument: a2hp1.i
Method: \\cansvr11\dd\chem\GCS\a2hp1.i\90406-1.b\HERB.m
Dilution Factor: 1

Compound	RT	Area	Amount	Conc
2) DCAA	4.162	4339932	0.146	0.015 mg/L
7) 2,4 D	NOT DETECTED	Expected RT = 4.805		
9) 2,4,5 TP (Silvex)	5.311	104557	0.000	0.000 mg/L

TestAmerica North Canton

HERBICIDES BY 8151/615

Data file : \\cansvr11\dd\chem\GCS\a2hp1.i\90406-1.b\90406-1.b\018F1801.D
Lab Smp Id: K9C7W1CG Client Smp ID: SCFmw-002-0009-WS
Inj Date : 06-APR-2009 13:53
Operator : 403375 Inst ID: a2hp1.i
Smp Info : K9C7W1CG
Misc Info :
Comment :
Method : \\cansvr11\dd\chem\GCS\a2hp1.i\90406-1.b\HERB.m\HERBR.m
Meth Date : 07-Apr-2009 07:07 lawrencer Quant Type: ESTD
Cal Date : 06-APR-2009 18:16 Cal File: 034F3401.D
Als bottle: 18
Dil Factor: 1.00000
Integrator: Falcon Compound Sublist: tclp.sub
Target Version: 4.14
Processing Host: CANPMSV20

Concentration Formula: Amt * DF * Vt/Vo * CpndVariable

Name	Value	Description
DF	1.000	Dilution Factor
Vt	10.000	Final Volume
Vo	100.000	Initial Volume
Cpnd Variable		Local Compound Variable

Compounds	RT	EXP RT	DLT RT	RESPONSE	CONCENTRATIONS ON-COLUMN (ng)	CONCENTRATIONS FINAL (mg/L)
$ 2 DCAA	4.405	4.400	0.005	3102970	0.17494	0.017494
7 2,4 D	5.157	5.142	0.015	35961	0.00226	0.00022648
9 2,4,5 TP (Silvex)	Compound Not Detected.					

Data File: \\cansvr11\dd\chem\GCS\a2hp1.i\90406-1.b\90406-1.b\018F1801.D

Date : 06-APR-2009 13:53

Client ID: SCFmw-002-0009-WS

Instrument: a2hp1.i

Sample Info: K9C7W1CG

Purge Volume: 100.0

Operator: 403375

Column phase: clpII

Column diameter: 0.53

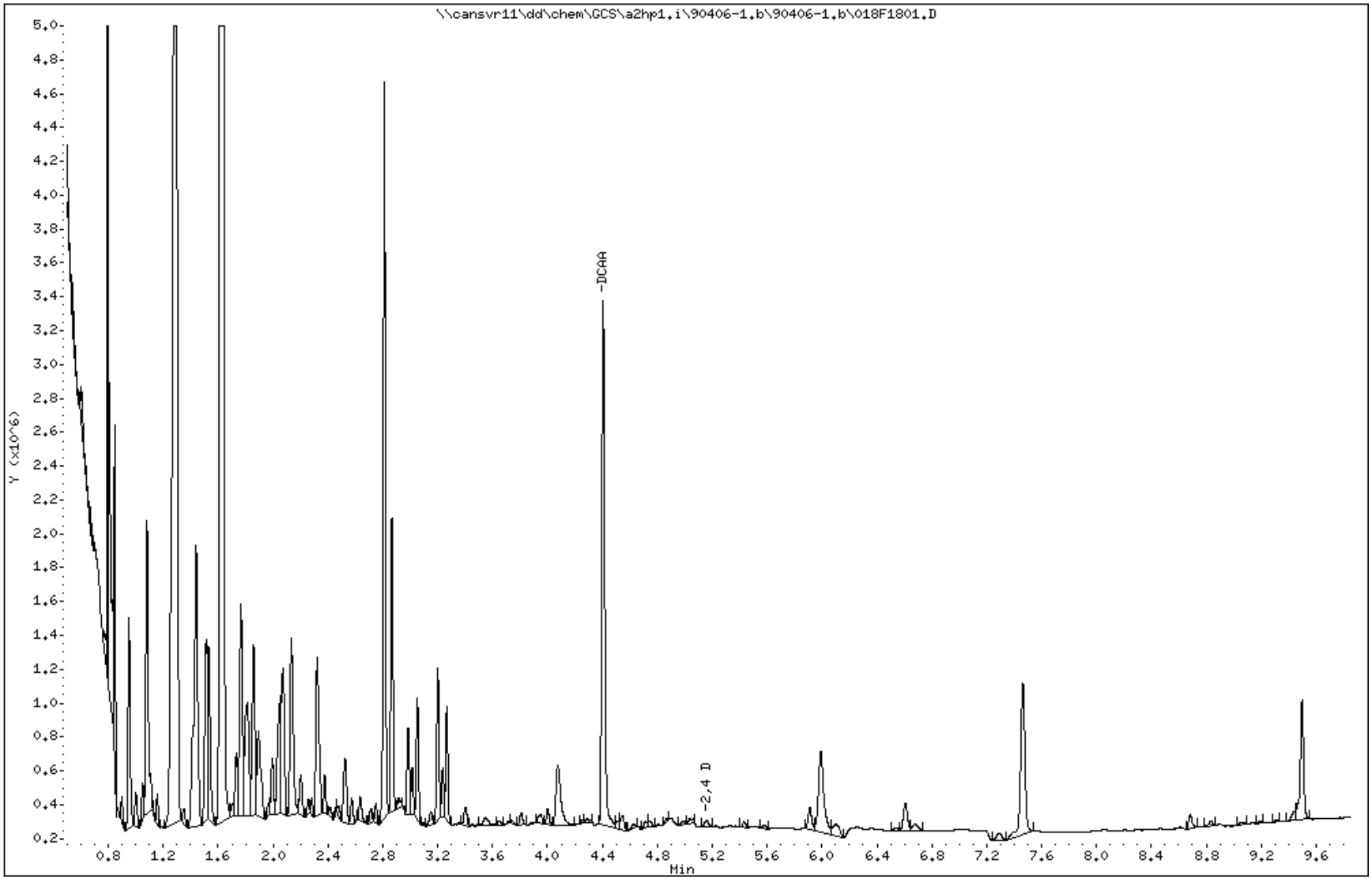

COMPOUNDS and EXP. RT REPORT

Operator: 403375 Date Acquired: 06-APR-2009 13:53
Data File: //cansvr11/dd/chem/GCS/a2hp1.i/90406-1.b/90406-1.b/018F1801.D
Lab Sample ID: K9C7W1CG
Misc. Info:
Instrument: a2hp1.i
Method: \\cansvr11\dd\chem\GCS\a2hp1.i\90406-1.b\HERB.m\HERBR.m
Dilution Factor: 1

Compound	RT	Area	Amount	Conc
2) DCAA	4.405	4641943	0.175	0.017 mg/L
7) 2,4 D	5.158	68057	0.002	0.000 mg/L
9) 2,4,5 TP (Silvex)	NOT DETECTED Expected RT = 5.685			

Science Applications International Corp

Client Sample ID: SCFmw-003-0010-WS

TCLP GC Semivolatiles

Lot-Sample #...:	A9C310174-008	**Work Order #...:**	K9C711CG	**Matrix.....:**	SO
Date Sampled...:	03/27/09 18:40	**Date Received..:**	03/28/09		
Leach Date.....:	04/01/09	**Prep Date.....:**	04/02/09	**Analysis Date..:**	04/06/09
Leach Batch #..:	P909113	**Prep Batch #...:**	9092032		
Dilution Factor:	1	**Initial Wgt/Vol:**	100 mL	**Final Wgt/Vol..:**	10 mL
% Moisture.....:	15	**Method.....:**	SW846 8151A		

PARAMETER	RESULT	REPORTING LIMIT	UNITS
2,4-D	ND	0.50	mg/L
2,4,5-TP (Silvex)	ND	0.10	mg/L

SURROGATE	PERCENT RECOVERY	RECOVERY LIMITS
2,4-Dichlorophenylacetic acid	76	(37 - 116)

NOTE(S):

Analysis performed in accordance with USEPA Toxicity Characteristic Leaching Procedure Method 1311

TestAmerica North Canton

HERBICIDES BY 8151/615

Data file : \\cansvr11\dd\chem\GCS\a2hp1.i\90406-1.b\019F1901.D
Lab Smp Id: K9C711CG Client Smp ID: SCFmw-003-0010-WS
Inj Date : 06-APR-2009 14:10
Operator : 403375 Inst ID: a2hp1.i
Smp Info : K9C711CG
Misc Info :
Comment   :
Method   : \\cansvr11\dd\chem\GCS\a2hp1.i\90406-1.b\HERB.m
Meth Date : 07-Apr-2009 07:01 lawrencer Quant Type: ESTD
Cal Date : 06-APR-2009 18:16 Cal File: 034F3401.D
Als bottle: 19
Dil Factor: 1.00000
Integrator: Falcon Compound Sublist: tclp.sub
Target Version: 4.14
Processing Host: CANPMSV20

Concentration Formula: Amt * DF * Vt/Vo * CpndVariable

Name	Value	Description
DF	1.000	Dilution Factor
Vt	10.000	Final Volume
Vo	100.000	Initial Volume
Cpnd Variable		Local Compound Variable

Compounds	RT	EXP RT	DLT RT	RESPONSE	CONCENTRATIONS ON-COLUMN (ng)	CONCENTRATIONS FINAL (mg/L)
$ 2 DCAA	4.159	4.153	0.006	3408061	0.15297	0.01530
7 2,4 D	4.804	4.804	0.000	51433	0.00258	0.0002579
9 2,4,5 TP (Silvex)	5.306	5.317	-0.011	234151	0.00107	0.0001066(M)

QC Flag Legend

M - Compound response manually integrated.

Data File: \\cansvr11\dd\chem\GCS\a2hp1.i\90406-1.b\019F1901.D

Page 1

Date : 06-APR-2009 14:10

Client ID: SCFmw-003-0010-WS

Instrument: a2hp1.i

Sample Info: K9C711CG

Purge Volume: 100.0

Operator: 403375

Column phase: pestclpI

Column diameter: 0.53

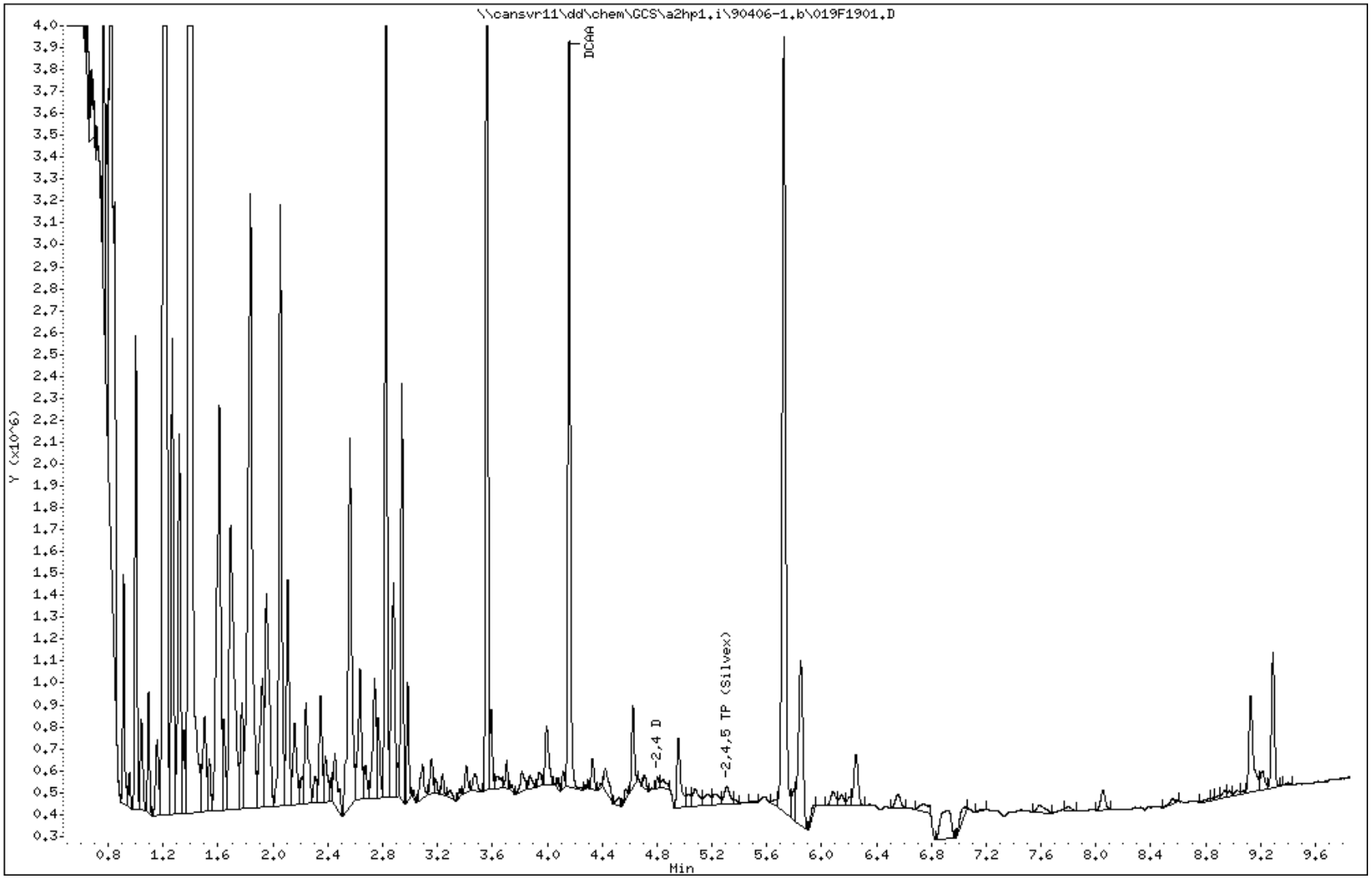

COMPOUNDS and EXP. RT REPORT

Operator: 403375 Date Acquired: 06-APR-2009 14:10
Data File: //cansvr11/dd/chem/GCS/a2hp1.i/90406-1.b/019F1901.D
Lab Sample ID: K9C711CG
Misc. Info:
Instrument: a2hp1.i
Method: \\cansvr11\dd\chem\GCS\a2hp1.i\90406-1.b\HERB.m
Dilution Factor: 1

Compound	RT	Area	Amount	Conc
2) DCAA	4.160	4267853	0.153	0.015 mg/L
7) 2,4 D	4.804	69436	0.003	0.000 mg/L
9) 2,4,5 TP (Silvex)	5.307	234151	0.001	0.000 mg/L

Data File Name: 019F1901.D
Inj. Date and Time: 06-APR-2009 14:10
Instrument ID: a2hp1.i
Client ID: SCFmw-003-0010-WS
Compound Name: 2,4,5 TP (Silvex)
CAS #: 93-72-1
Report Date: 04/07/2009

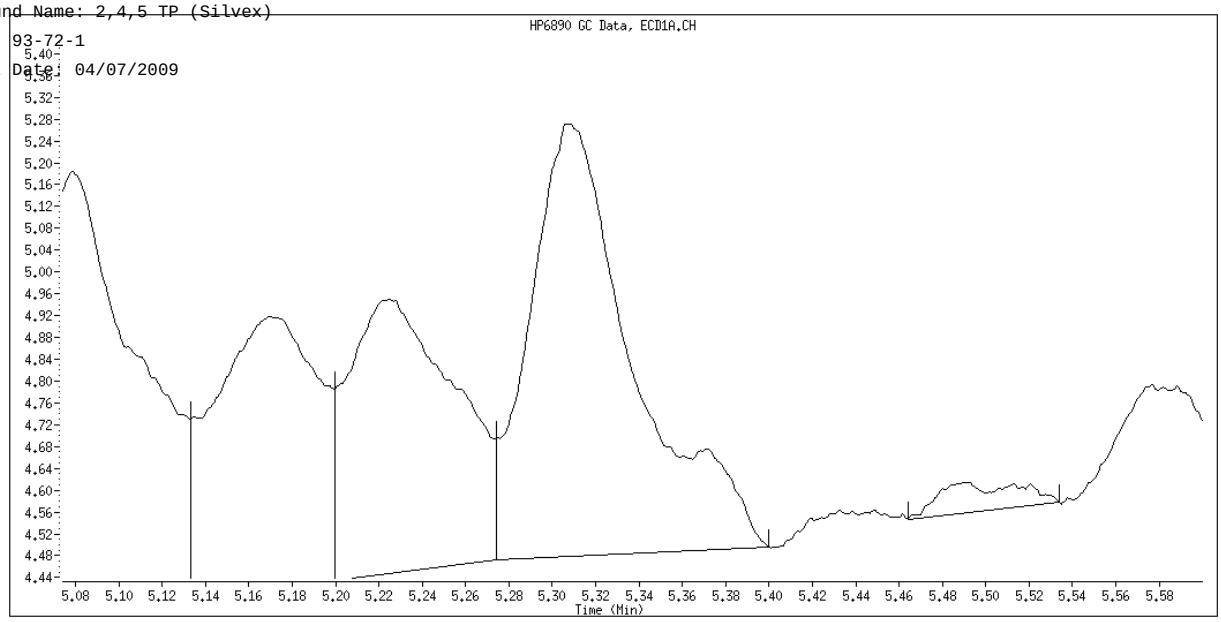

Original Integration

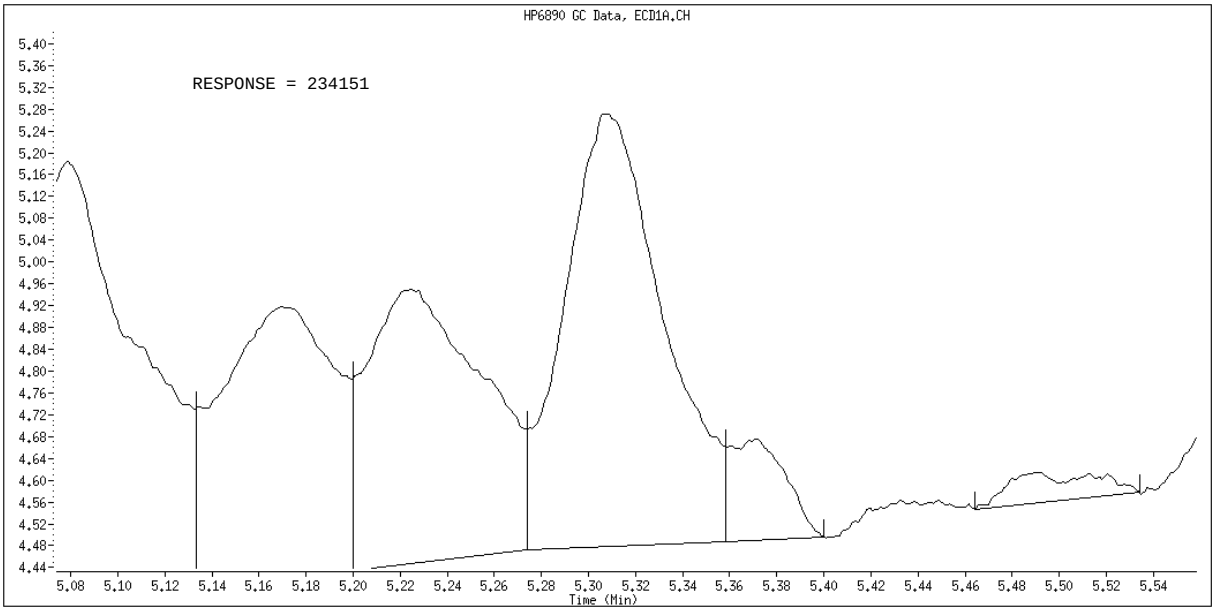

Manual Integration

Manually Integrated By: lawrencer
Manual Integration Reason: Split Peak

TestAmerica North Canton

HERBICIDES BY 8151/615

Data file : \\cansvr11\dd\chem\GCS\a2hp1.i\90406-1.b\90406-1.b\019F1901.D
Lab Smp Id: K9C711CG Client Smp ID: SCFmw-003-0010-WS
Inj Date : 06-APR-2009 14:10
Operator : 403375 Inst ID: a2hp1.i
Smp Info : K9C711CG
Misc Info :
Comment :
Method : \\cansvr11\dd\chem\GCS\a2hp1.i\90406-1.b\HERB.m\HERBR.m
Meth Date : 07-Apr-2009 07:07 lawrencer Quant Type: ESTD
Cal Date : 06-APR-2009 18:16 Cal File: 034F3401.D
Als bottle: 19
Dil Factor: 1.00000
Integrator: Falcon Compound Sublist: tclp.sub
Target Version: 4.14
Processing Host: CANPMSV20

Concentration Formula: Amt * DF * Vt/Vo * CpndVariable

Name	Value	Description
DF	1.000	Dilution Factor
Vt	10.000	Final Volume
Vo	100.000	Initial Volume
Cpnd Variable		Local Compound Variable

Compounds	RT	EXP RT	DLT RT	RESPONSE	CONCENTRATIONS ON-COLUMN (ng)	CONCENTRATIONS FINAL (mg/L)
$ 2 DCAA	4.403	4.400	0.003	5359824	0.30218	0.030218(R)
7 2,4 D	5.145	5.142	0.003	60362	0.00380	0.00038015
9 2,4,5 TP (Silvex)	Compound Not Detected.					

QC Flag Legend

R - Spike/Surrogate failed recovery limits.

Data File: \\cansvr11\dd\chem\GCS\a2hp1.i\90406-1.b\90406-1.b\019F1901.D

Date : 06-APR-2009 14:10

Client ID: SCFmw-003-0010-WS

Instrument: a2hp1.i

Sample Info: K9C711CG

Purge Volume: 100.0

Operator: 403375

Column phase: clpII

Column diameter: 0.53

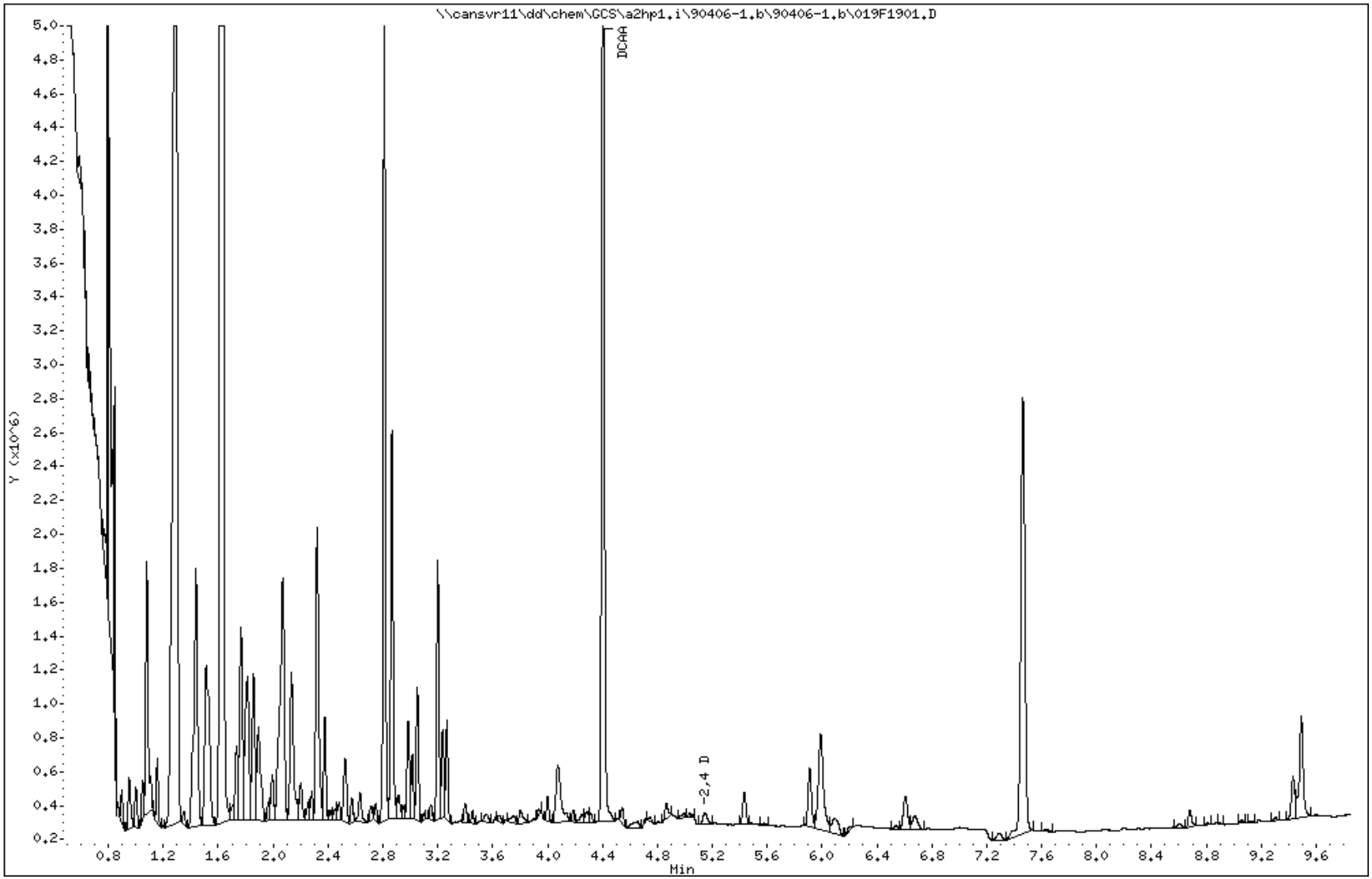

COMPOUNDS and EXP. RT REPORT

Operator: 403375 Date Acquired: 06-APR-2009 14:10
Data File: //cansvr11/dd/chem/GCS/a2hp1.i/90406-1.b/90406-1.b/019F1901.D
Lab Sample ID: K9C711CG
Misc. Info:
Instrument: a2hp1.i
Method: \\cansvr11\dd\chem\GCS\a2hp1.i\90406-1.b\HERB.m\HERBR.m
Dilution Factor: 1

Compound	RT	Area	Amount	Conc
2) DCAA	4.403	7368091	0.302	0.030 mg/L
7) 2,4 D	5.146	137646	0.004	0.000 mg/L
9) 2,4,5 TP (Silvex)	NOT DETECTED Expected RT = 5.685			

Science Applications International Corp

Client Sample ID: SCFmw-004-0011-WS

TCLP GC Semivolatiles

Lot-Sample #...:	A9C310174-009	**Work Order #...:**	K9C721CG	**Matrix.....:**	SO
Date Sampled...:	03/27/09 17:45	**Date Received..:**	03/28/09		
Leach Date.....:	04/01/09	**Prep Date.....:**	04/02/09	**Analysis Date..:**	04/06/09
Leach Batch #..:	P909113	**Prep Batch #...:**	9092032		
Dilution Factor:	1	**Initial Wgt/Vol:**	100 mL	**Final Wgt/Vol..:**	10 mL
% Moisture.....:	26	**Method.....:**	SW846 8151A		

PARAMETER	RESULT	REPORTING LIMIT	UNITS
2,4-D	ND	0.50	mg/L
2,4,5-TP (Silvex)	ND	0.10	mg/L

SURROGATE	PERCENT RECOVERY	RECOVERY LIMITS
2,4-Dichlorophenylacetic acid	77	(37 - 116)

NOTE(S):

Analysis performed in accordance with USEPA Toxicity Characteristic Leaching Procedure Method 1311

TestAmerica North Canton

HERBICIDES BY 8151/615

Data file : \\cansvr11\dd\chem\GCS\a2hp1.i\90406-1.b\020F2001.D
Lab Smp Id: K9C721CG Client Smp ID: SCFmw-004-0011-WS
Inj Date : 06-APR-2009 14:26
Operator : 403375 Inst ID: a2hp1.i
Smp Info : K9C721CG
Misc Info :
Comment   :
Method   : \\cansvr11\dd\chem\GCS\a2hp1.i\90406-1.b\HERB.m
Meth Date : 07-Apr-2009 07:01 lawrencer Quant Type: ESTD
Cal Date : 06-APR-2009 18:16 Cal File: 034F3401.D
Als bottle: 20
Dil Factor: 1.00000
Integrator: Falcon Compound Sublist: tclp.sub
Target Version: 4.14
Processing Host: CANPMSV20

Concentration Formula: Amt * DF * Vt/Vo * CpndVariable

Name	Value	Description
DF	1.000	Dilution Factor
Vt	10.000	Final Volume
Vo	100.000	Initial Volume
Cpnd Variable		Local Compound Variable

Compounds	RT	EXP RT	DLT RT	RESPONSE	CONCENTRATIONS ON-COLUMN (ng)	CONCENTRATIONS FINAL (mg/L)
$ 2 DCAA	4.160	4.153	0.007	3437393	0.15428	0.01543
7 2,4 D	4.802	4.804	-0.002	90828	0.00456	0.0004555
9 2,4,5 TP (Silvex)	5.309	5.317	-0.008	225541	0.00103	0.0001026(M)

QC Flag Legend

M - Compound response manually integrated.

Data File: \\cansvr11\dd\chem\GCS\a2hp1.i\90406-1.b\020F2001.D

Page 1

Date : 06-APR-2009 14:26

Client ID: SCFmw-004-0011-WS

Instrument: a2hp1.i

Sample Info: K9C721CG

Purge Volume: 100.0

Operator: 403375

Column phase: pestclpI

Column diameter: 0.53

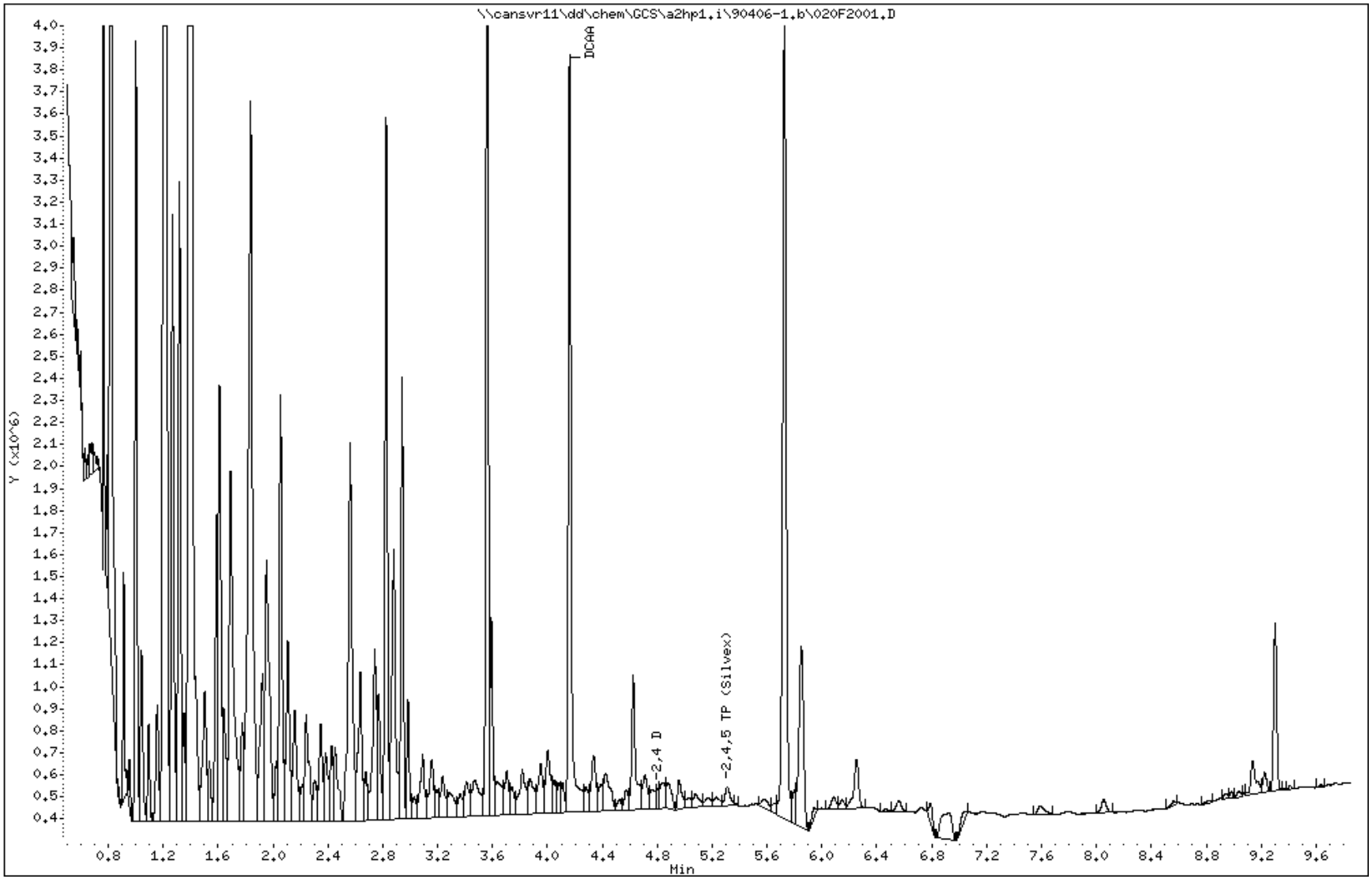

COMPOUNDS and EXP. RT REPORT

Operator: 403375 Date Acquired: 06-APR-2009 14:26
Data File: //cansvr11/dd/chem/GCS/a2hp1.i/90406-1.b/020F2001.D
Lab Sample ID: K9C721CG
Misc. Info:
Instrument: a2hp1.i
Method: \\cansvr11\dd\chem\GCS\a2hp1.i\90406-1.b\HERB.m
Dilution Factor: 1

Compound	RT	Area	Amount	Conc
2) DCAA	4.160	5094748	0.154	0.015 mg/L
7) 2,4 D	4.803	127779	0.005	0.000 mg/L
9) 2,4,5 TP (Silvex)	5.310	225541	0.001	0.000 mg/L

Data File Name: 020F2001.D
Inj. Date and Time: 06-APR-2009 14:26
Instrument ID: a2hp1.i
Client ID: SCFmw-004-0011-WS
Compound Name: 2,4,5 TP (Silvex)
CAS #: 93-72-1
Report Date: 04/07/2009

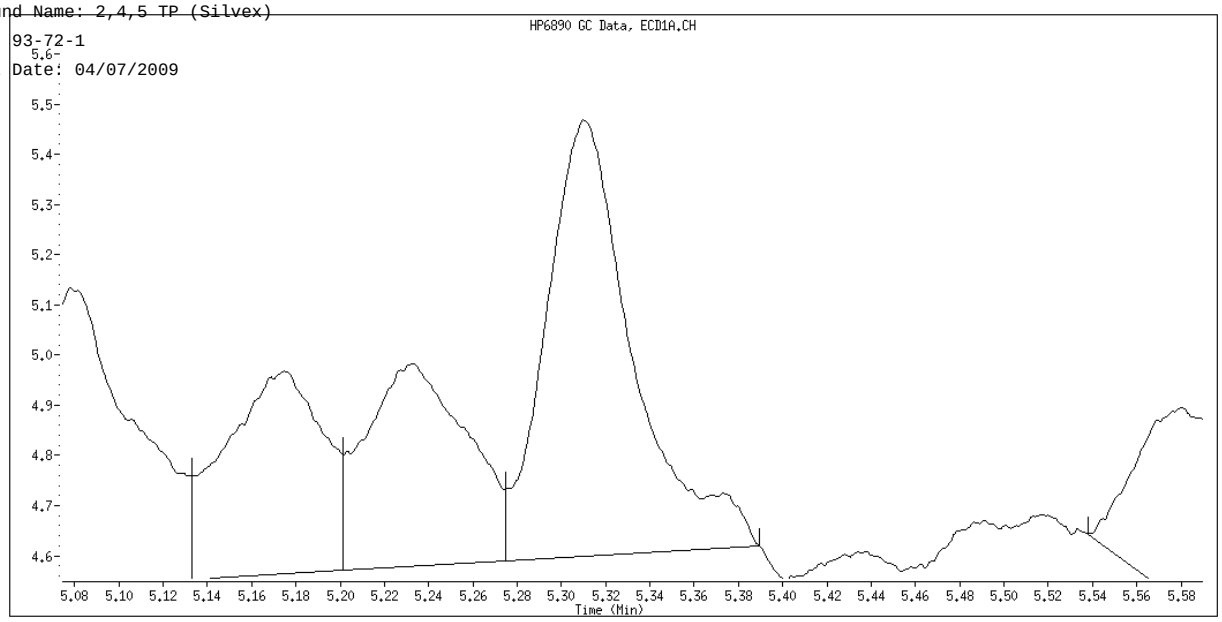

Original Integration

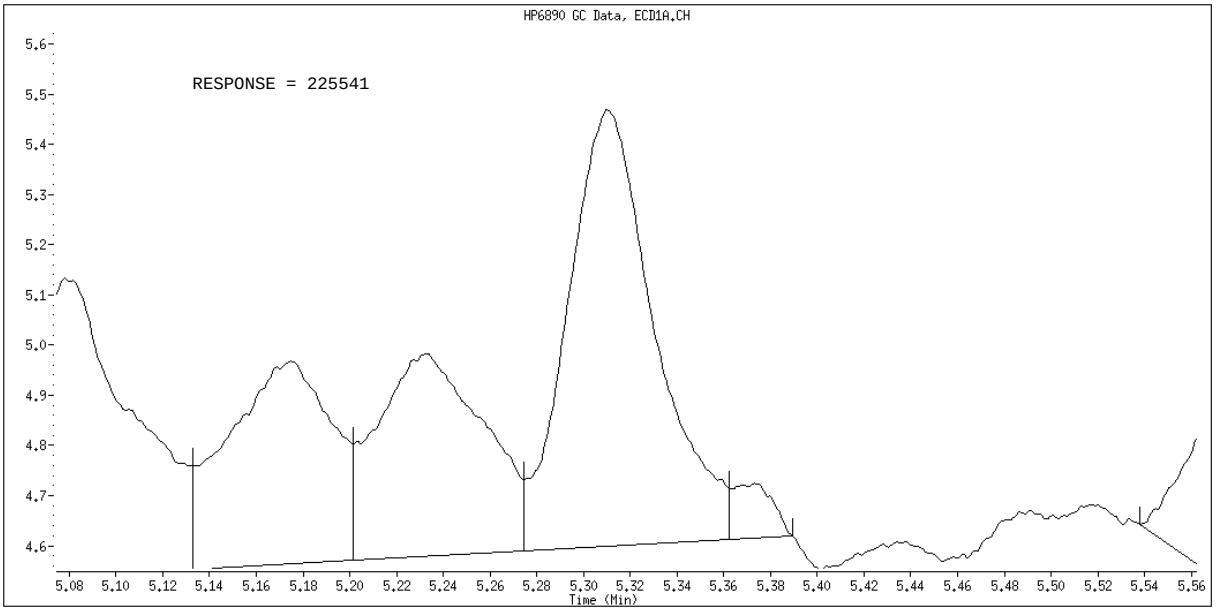

Manual Integration

Manually Integrated By: lawrencer
Manual Integration Reason: Split Peak

TestAmerica North Canton

HERBICIDES BY 8151/615

Data file : \\cansvr11\dd\chem\GCS\a2hp1.i\90406-1.b\90406-1.b\020F2001.D
Lab Smp Id: K9C721CG Client Smp ID: SCFmw-004-0011-WS
Inj Date : 06-APR-2009 14:26
Operator : 403375 Inst ID: a2hp1.i
Smp Info : K9C721CG
Misc Info :
Comment :
Method : \\cansvr11\dd\chem\GCS\a2hp1.i\90406-1.b\HERB.m\HERBR.m
Meth Date : 07-Apr-2009 07:07 lawrencer Quant Type: ESTD
Cal Date : 06-APR-2009 18:16 Cal File: 034F3401.D
Als bottle: 20
Dil Factor: 1.00000
Integrator: Falcon Compound Sublist: tclp.sub
Target Version: 4.14
Processing Host: CANPMSV20

Concentration Formula: Amt * DF * Vt/Vo * CpndVariable

Name	Value	Description
DF	1.000	Dilution Factor
Vt	10.000	Final Volume
Vo	100.000	Initial Volume
Cpnd Variable		Local Compound Variable

Compounds	RT	EXP RT	DLT RT	RESPONSE	CONCENTRATIONS ON-COLUMN (ng)	CONCENTRATIONS FINAL (mg/L)
$ 2 DCAA	4.403	4.400	0.003	5493615	0.30972	0.030972(R)
7 2,4 D	5.154	5.142	0.012	46076	0.00290	0.00029018
9 2,4,5 TP (Silvex)	Compound Not Detected.					

QC Flag Legend

R - Spike/Surrogate failed recovery limits.

Data File: \\cansvr11\dd\chem\GCS\a2hp1.i\90406-1.b\90406-1.b\020F2001.D

Page 1

Date : 06-APR-2009 14:26

Client ID: SCFmw-004-0011-WS

Instrument: a2hp1.i

Sample Info: K9C721CG

Purge Volume: 100.0

Operator: 403375

Column phase: clpII

Column diameter: 0.53

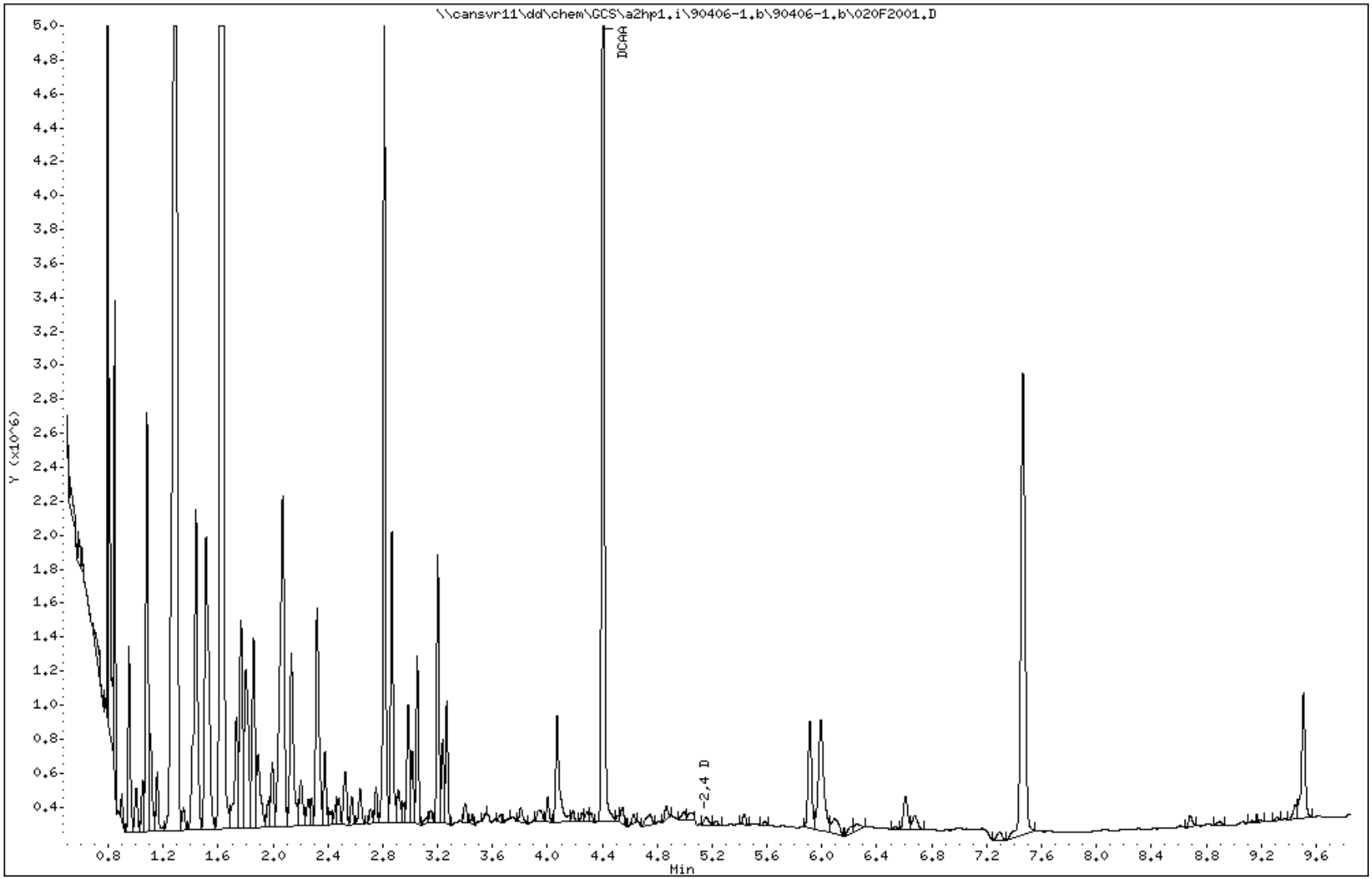

COMPOUNDS and EXP. RT REPORT

Operator: 403375 Date Acquired: 06-APR-2009 14:26
Data File: //cansvr11/dd/chem/GCS/a2hp1.i/90406-1.b/90406-1.b/020F2001.D
Lab Sample ID: K9C721CG
Misc. Info:
Instrument: a2hp1.i
Method: \\cansvr11\dd\chem\GCS\a2hp1.i\90406-1.b\HERB.m\HERBR.m
Dilution Factor: 1

Compound	RT	Area	Amount	Conc
2) DCAA	4.404	7674863	0.310	0.031 mg/L
7) 2,4 D	5.155	111767	0.003	0.000 mg/L
9) 2,4,5 TP (Silvex)	NOT DETECTED Expected RT = 5.685			

Science Applications International Corp

Client Sample ID: SCFmw-004-0012-WS

TCLP GC Semivolatiles

Lot-Sample #...:	A9C310174-010	**Work Order #...:**	K9C731CG	**Matrix.....:**	SO
Date Sampled...:	03/27/09 18:13	**Date Received..:**	03/28/09		
Leach Date.....:	04/01/09	**Prep Date.....:**	04/02/09	**Analysis Date..:**	04/06/09
Leach Batch #..:	P909113	**Prep Batch #...:**	9092032		
Dilution Factor:	1	**Initial Wgt/Vol:**	100 mL	**Final Wgt/Vol..:**	10 mL
% Moisture.....:	27	**Method.....:**	SW846 8151A		

PARAMETER	RESULT	REPORTING LIMIT	UNITS
2,4-D	ND	0.50	mg/L
2,4,5-TP (Silvex)	ND	0.10	mg/L

SURROGATE	PERCENT RECOVERY	RECOVERY LIMITS
2,4-Dichlorophenylacetic acid	76	(37 - 116)

NOTE(S):

Analysis performed in accordance with USEPA Toxicity Characteristic Leaching Procedure Method 1311

TestAmerica North Canton

HERBICIDES BY 8151/615

Data file : \\cansvr11\dd\chem\GCS\a2hp1.i\90406-1.b\021F2101.D
Lab Smp Id: K9C731CG Client Smp ID: SCFmw-004-0012-WS
Inj Date : 06-APR-2009 14:42
Operator : 403375 Inst ID: a2hp1.i
Smp Info : K9C731CG
Misc Info :
Comment   :
Method   : \\cansvr11\dd\chem\GCS\a2hp1.i\90406-1.b\HERB.m
Meth Date : 07-Apr-2009 07:01 lawrencer Quant Type: ESTD
Cal Date : 06-APR-2009 18:16 Cal File: 034F3401.D
Als bottle: 21
Dil Factor: 1.00000
Integrator: Falcon Compound Sublist: tclp.sub
Target Version: 4.14
Processing Host: CANPMSV20

Concentration Formula: Amt * DF * Vt/Vo * CpndVariable

Name	Value	Description
DF	1.000	Dilution Factor
Vt	10.000	Final Volume
Vo	100.000	Initial Volume
Cpnd Variable		Local Compound Variable

Compounds	RT	EXP RT	DLT RT	RESPONSE	CONCENTRATIONS ON-COLUMN (ng)	CONCENTRATIONS FINAL (mg/L)
$ 2 DCAA	4.159	4.153	0.006	3372885	0.15139	0.01514
7 2,4 D	4.806	4.804	0.002	106892	0.00536	0.0005361(M)
9 2,4,5 TP (Silvex)	5.311	5.317	-0.006	145904	7e-004	0.00006641

QC Flag Legend

M - Compound response manually integrated.

Data File: \\cansvr11\dd\chem\GCS\a2hp1.i\90406-1.b\021F2101.D

Date : 06-APR-2009 14:42

Client ID: SCFmw-004-0012-WS

Instrument: a2hp1.i

Sample Info: K9C731CG

Purge Volume: 100.0

Operator: 403375

Column phase: pestclpI

Column diameter: 0.53

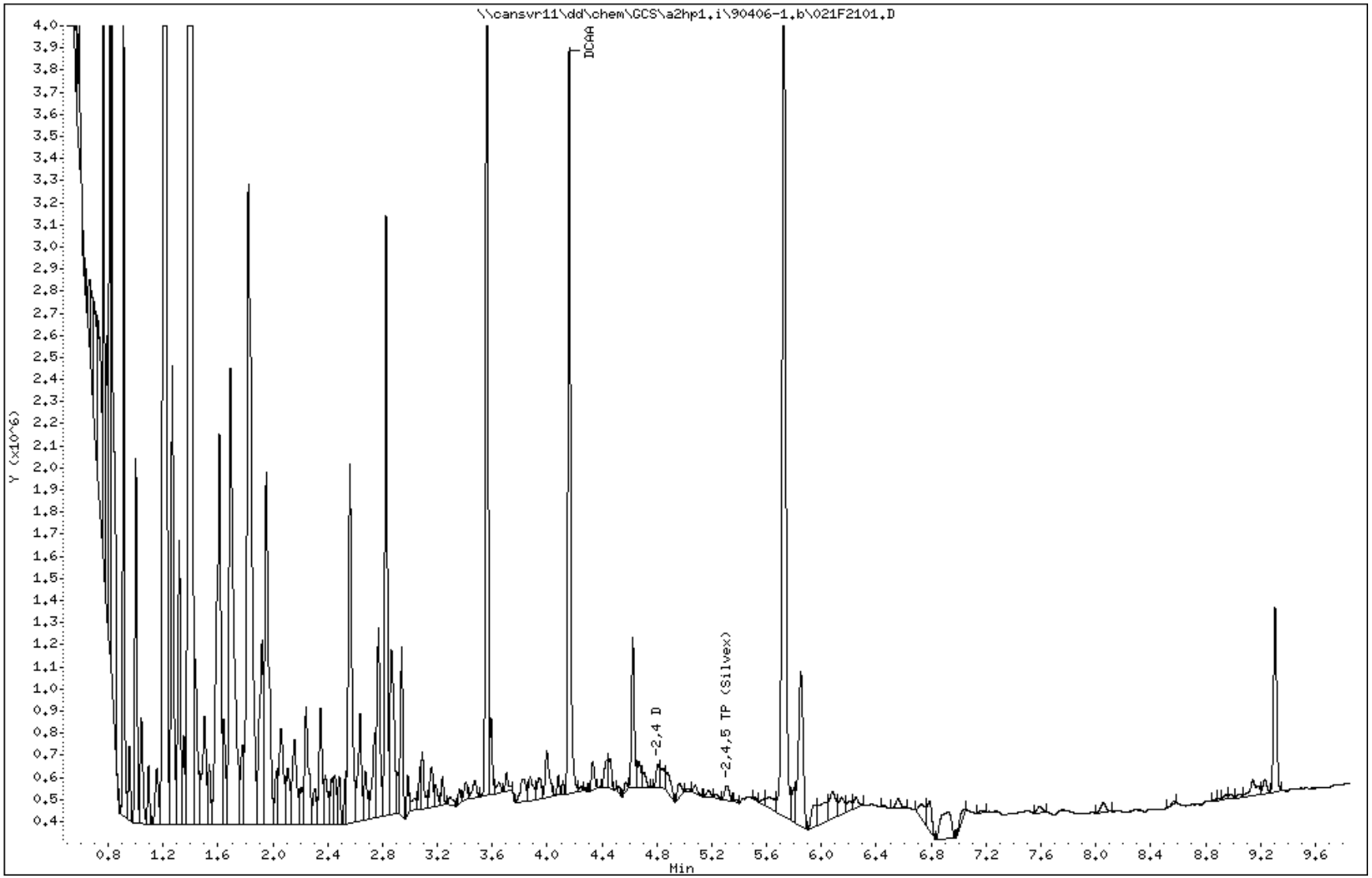

COMPOUNDS and EXP. RT REPORT

Operator: 403375 Date Acquired: 06-APR-2009 14:42
Data File: //cansvr11/dd/chem/GCS/a2hp1.i/90406-1.b/021F2101.D
Lab Sample ID: K9C731CG
Misc. Info:
Instrument: a2hp1.i
Method: \\cansvr11\dd\chem\GCS\a2hp1.i\90406-1.b\HERB.m
Dilution Factor: 1

Compound	RT	Area	Amount	Conc
2) DCAA	4.160	4394584	0.151	0.015 mg/L
7) 2,4 D	4.806	203240	0.005	0.001 mg/L
9) 2,4,5 TP (Silvex)	5.311	145904	0.001	0.000 mg/L

Data File Name: 021F2101.D
Inj. Date and Time: 06-APR-2009 14:42
Instrument ID: a2hp1.i
Client ID: SCFmw-004-0012-WS
Compound Name: 2,4 D
CAS #: 94-75-7
Report Date: 04/07/2009

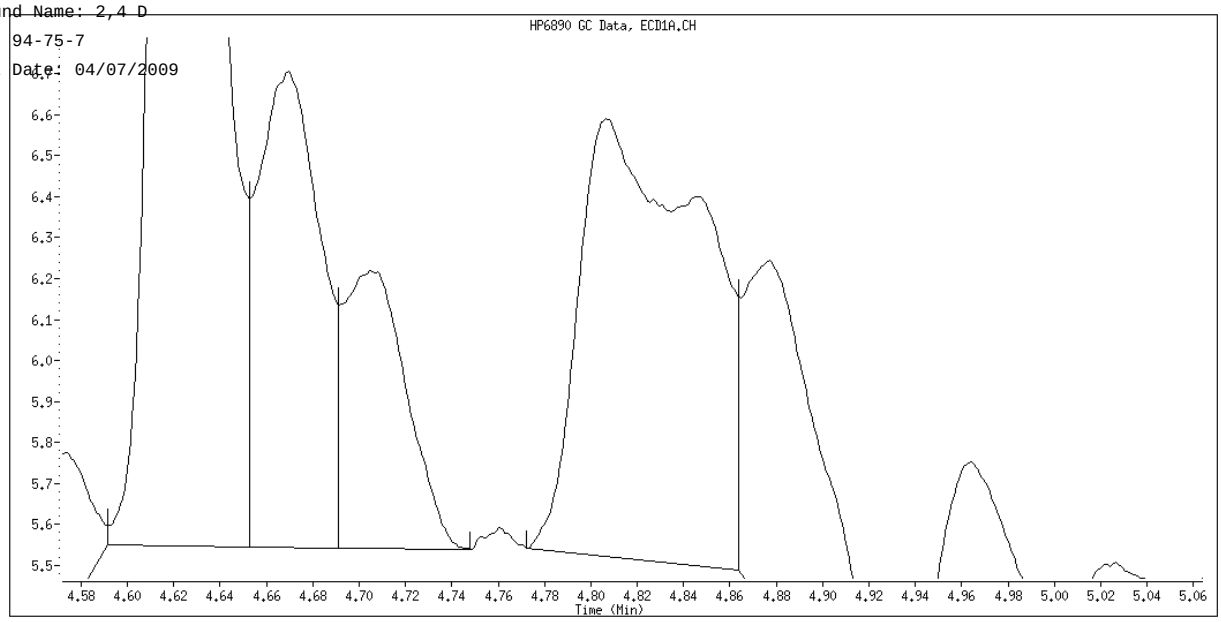

Original Integration

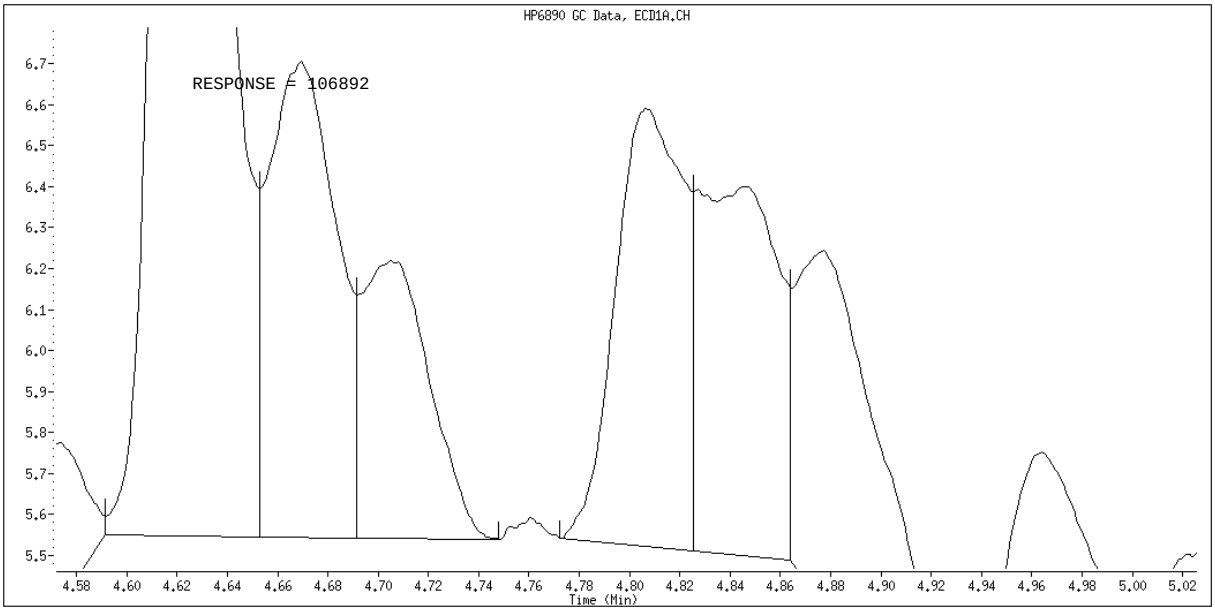

Manual Integration

Manually Integrated By: lawrencer
Manual Integration Reason: Split Peak

TestAmerica North Canton

HERBICIDES BY 8151/615

Data file : \\cansvr11\dd\chem\GCS\a2hp1.i\90406-1.b\90406-1.b\021F2101.D
Lab Smp Id: K9C731CG Client Smp ID: SCFmw-004-0012-WS
Inj Date : 06-APR-2009 14:42
Operator : 403375 Inst ID: a2hp1.i
Smp Info : K9C731CG
Misc Info :
Comment :
Method : \\cansvr11\dd\chem\GCS\a2hp1.i\90406-1.b\HERB.m\HERBR.m
Meth Date : 07-Apr-2009 07:07 lawrencer Quant Type: ESTD
Cal Date : 06-APR-2009 18:16 Cal File: 034F3401.D
Als bottle: 21
Dil Factor: 1.00000
Integrator: Falcon Compound Sublist: tclp.sub
Target Version: 4.14
Processing Host: CANPMSV20

Concentration Formula: Amt * DF * Vt/Vo * CpndVariable

Name	Value	Description
DF	1.000	Dilution Factor
Vt	10.000	Final Volume
Vo	100.000	Initial Volume
Cpnd Variable		Local Compound Variable

Compounds	RT	EXP RT	DLT RT	RESPONSE	CONCENTRATIONS ON-COLUMN (ng)	CONCENTRATIONS FINAL (mg/L)
$ 2 DCAA	4.403	4.400	0.003	5326954	0.30033	0.030033(R)
7 2,4 D	5.157	5.142	0.015	102426	0.00645	0.00064507
9 2,4,5 TP (Silvex)	Compound Not Detected.					

QC Flag Legend

R - Spike/Surrogate failed recovery limits.

Data File: \\cansvr11\dd\chem\GCS\a2hp1.i\90406-1.b\90406-1.b\021F2101.D

Date : 06-APR-2009 14:42

Client ID: SCFmw-004-0012-WS

Instrument: a2hp1.i

Sample Info: K9C731CG

Purge Volume: 100.0

Operator: 403375

Column phase: clpII

Column diameter: 0.53

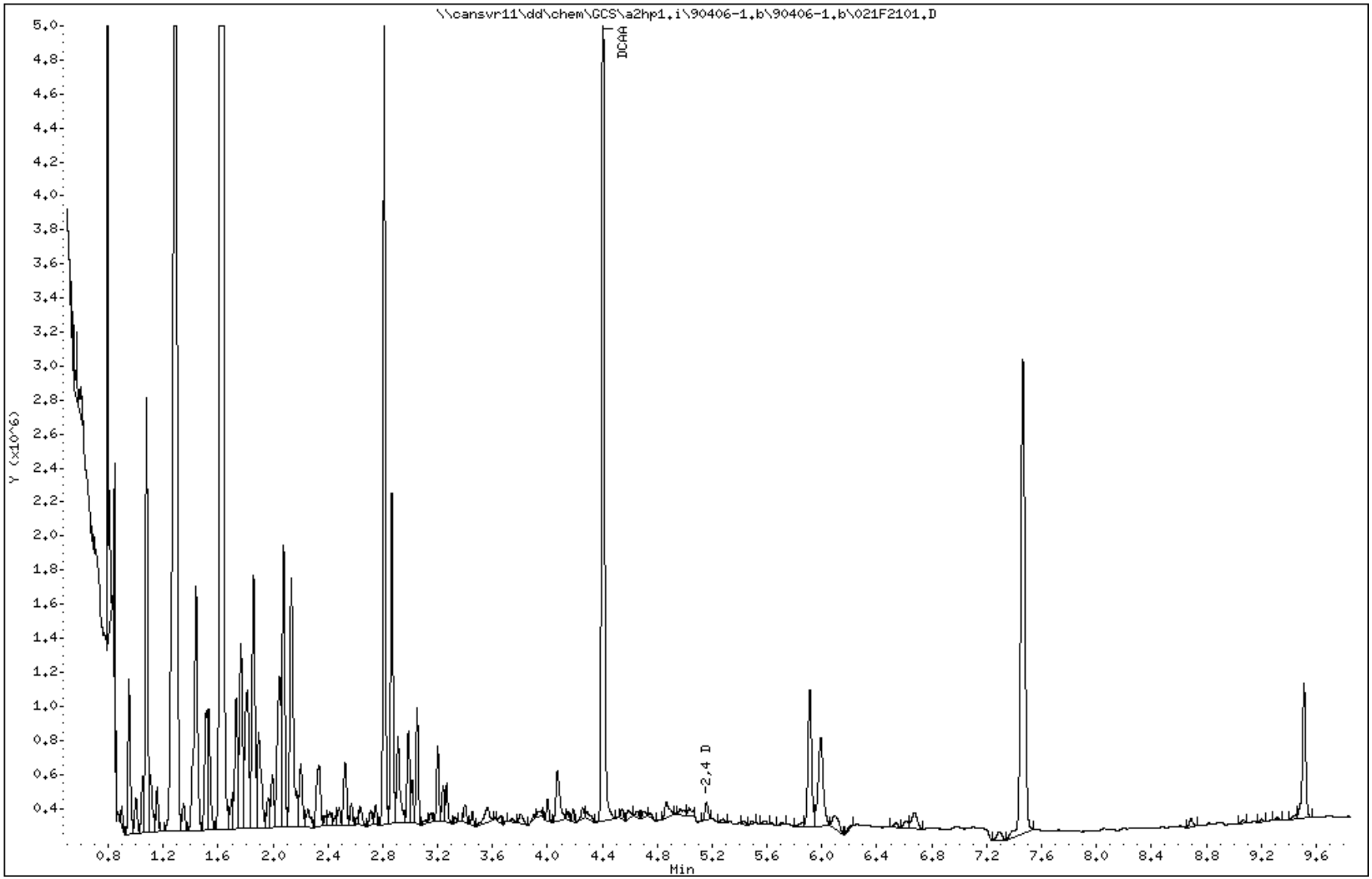

COMPOUNDS and EXP. RT REPORT

Operator: 403375 Date Acquired: 06-APR-2009 14:42
Data File: //cansvr11/dd/chem/GCS/a2hp1.i/90406-1.b/90406-1.b/021F2101.D
Lab Sample ID: K9C731CG
Misc. Info:
Instrument: a2hp1.i
Method: \\cansvr11\dd\chem\GCS\a2hp1.i\90406-1.b\HERB.m\HERBR.m
Dilution Factor: 1

Compound	RT	Area	Amount	Conc
2) DCAA	4.404	7421636	0.300	0.030 mg/L
7) 2,4 D	5.158	164482	0.006	0.001 mg/L
9) 2,4,5 TP (Silvex)	NOT DETECTED Expected RT = 5.685			

Science Applications International Corp

Client Sample ID: SCFmw-005-0013-WS

TCLP GC Semivolatiles

Lot-Sample #...:	A9C310174-011	**Work Order #...:**	K9C761CG	**Matrix.....:**	SO
Date Sampled...:	03/27/09 17:05	**Date Received..:**	03/28/09		
Leach Date.....:	04/01/09	**Prep Date.....:**	04/02/09	**Analysis Date..:**	04/06/09
Leach Batch #..:	P909113	**Prep Batch #...:**	9092032		
Dilution Factor:	1	**Initial Wgt/Vol:**	100 mL	**Final Wgt/Vol..:**	10 mL
% Moisture.....:	17	**Method.....:**	SW846 8151A		

PARAMETER	RESULT	REPORTING LIMIT	UNITS
2,4-D	ND	0.50	mg/L
2,4,5-TP (Silvex)	ND	0.10	mg/L

SURROGATE	PERCENT RECOVERY	RECOVERY LIMITS
2,4-Dichlorophenylacetic acid	75	(37 - 116)

NOTE(S):

Analysis performed in accordance with USEPA Toxicity Characteristic Leaching Procedure Method 1311

TestAmerica North Canton

HERBICIDES BY 8151/615

Data file : \\cansvr11\dd\chem\GCS\a2hp1.i\90406-1.b\022F2201.D
Lab Smp Id: K9C761CG Client Smp ID: SCFmw-005-0013-WS
Inj Date : 06-APR-2009 14:59
Operator : 403375 Inst ID: a2hp1.i
Smp Info : K9C761CG
Misc Info :
Comment   :
Method   : \\cansvr11\dd\chem\GCS\a2hp1.i\90406-1.b\HERB.m
Meth Date : 07-Apr-2009 07:01 lawrencer Quant Type: ESTD
Cal Date : 06-APR-2009 18:16 Cal File: 034F3401.D
Als bottle: 22
Dil Factor: 1.00000
Integrator: Falcon Compound Sublist: tclp.sub
Target Version: 4.14
Processing Host: CANPMSV20

Concentration Formula: Amt * DF * Vt/Vo * CpndVariable

Name	Value	Description
DF	1.000	Dilution Factor
Vt	10.000	Final Volume
Vo	100.000	Initial Volume
Cpnd Variable		Local Compound Variable

Compounds	RT	EXP RT	DLT RT	RESPONSE	CONCENTRATIONS ON-COLUMN (ng)	CONCENTRATIONS FINAL (mg/L)
$ 2 DCAA	4.160	4.153	0.007	3325753	0.14927	0.01493
7 2,4 D	4.805	4.804	0.001	40688	0.00204	0.0002040(M)
9 2,4,5 TP (Silvex)	5.309	5.317	-0.008	148014	7e-004	0.00006737

QC Flag Legend

M - Compound response manually integrated.

Data File: \\cansvr11\dd\chem\GCS\a2hp1.i\90406-1.b\022F2201.D

Date : 06-APR-2009 14:59

Client ID: SCFmw-005-0013-WS

Instrument: a2hp1.i

Sample Info: K9C761CG

Purge Volume: 100.0

Operator: 403375

Column phase: pestclpI

Column diameter: 0.53

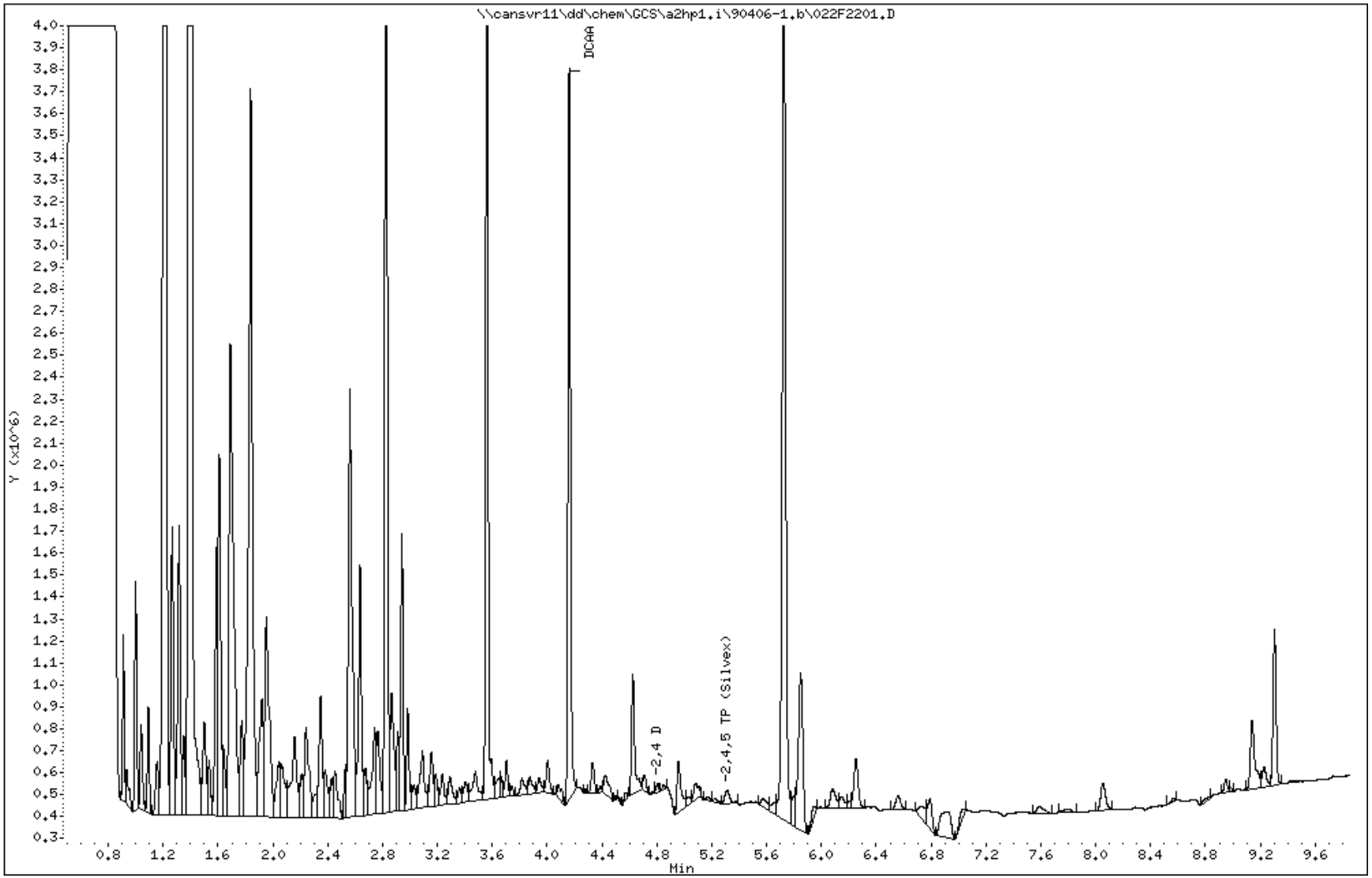

COMPOUNDS and EXP. RT REPORT

Operator: 403375 Date Acquired: 06-APR-2009 14:59
Data File: //cansvr11/dd/chem/GCS/a2hp1.i/90406-1.b/022F2201.D
Lab Sample ID: K9C761CG
Misc. Info:
Instrument: a2hp1.i
Method: \\cansvr11\dd\chem\GCS\a2hp1.i\90406-1.b\HERB.m
Dilution Factor: 1

Compound	RT	Area	Amount	Conc
2) DCAA	4.161	4303714	0.149	0.015 mg/L
7) 2,4 D	4.806	51639	0.002	0.000 mg/L
9) 2,4,5 TP (Silvex)	5.310	148014	0.001	0.000 mg/L

Data File Name: 022F2201.D
Inj. Date and Time: 06-APR-2009 14:59
Instrument ID: a2hp1.i
Client ID: SCFmw-005-0013-WS
Compound Name: 2,4 D
CAS #: 94-75-7
Report Date: 04/07/2009

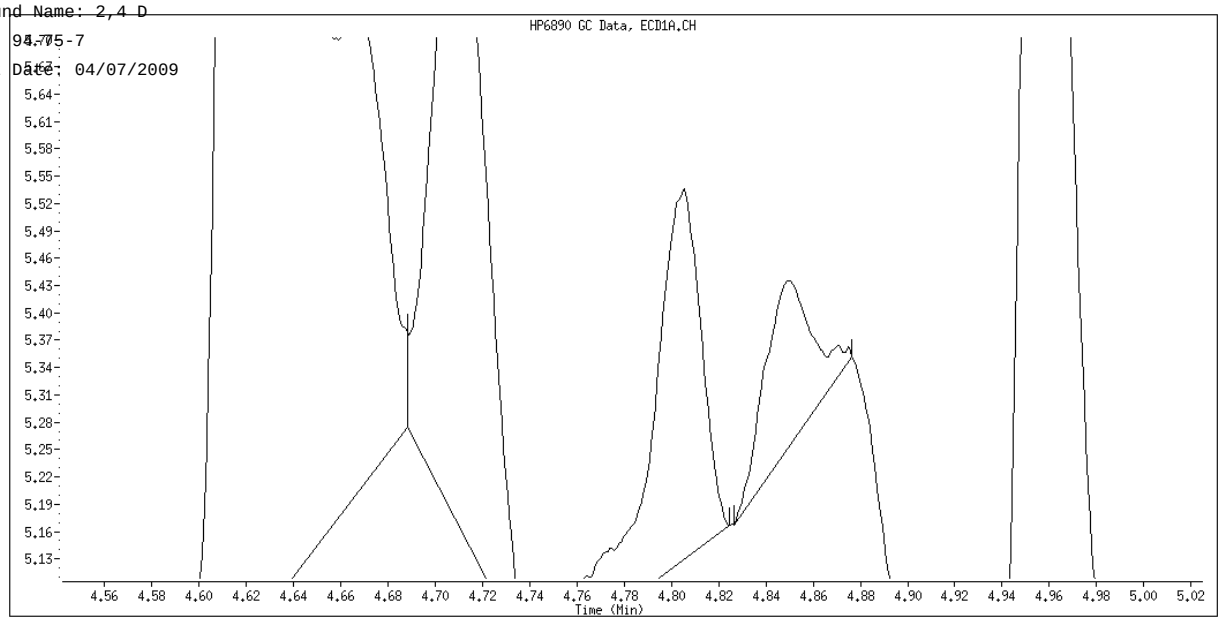

Original Integration

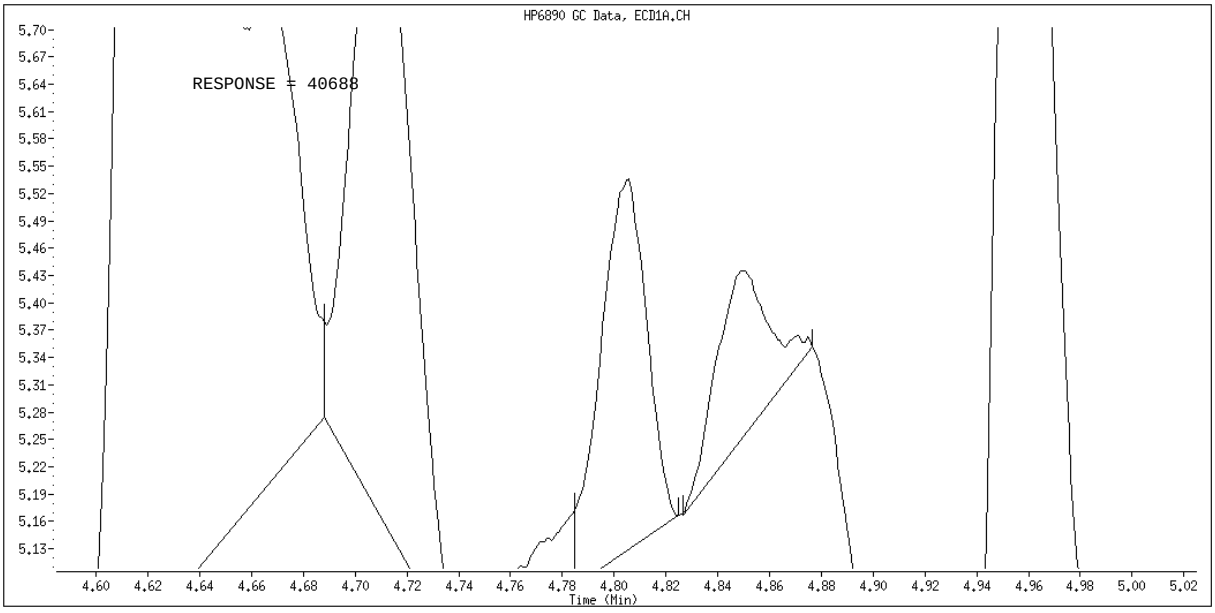

Manual Integration

Manually Integrated By: lawrencer
Manual Integration Reason: Split Peak

TestAmerica North Canton

HERBICIDES BY 8151/615

Data file : \\cansvr11\dd\chem\GCS\a2hp1.i\90406-1.b\90406-1.b\022F2201.D
Lab Smp Id: K9C761CG Client Smp ID: SCFmw-005-0013-WS
Inj Date : 06-APR-2009 14:59
Operator : 403375 Inst ID: a2hp1.i
Smp Info : K9C761CG
Misc Info :
Comment :
Method : \\cansvr11\dd\chem\GCS\a2hp1.i\90406-1.b\HERB.m\HERBR.m
Meth Date : 07-Apr-2009 07:07 lawrencer Quant Type: ESTD
Cal Date : 06-APR-2009 18:16 Cal File: 034F3401.D
Als bottle: 22
Dil Factor: 1.00000
Integrator: Falcon Compound Sublist: tclp.sub
Target Version: 4.14
Processing Host: CANPMSV20

Concentration Formula: Amt * DF * Vt/Vo * CpndVariable

Name	Value	Description
DF	1.000	Dilution Factor
Vt	10.000	Final Volume
Vo	100.000	Initial Volume
Cpnd Variable		Local Compound Variable

Compounds	RT	EXP RT	DLT RT	RESPONSE	CONCENTRATIONS ON-COLUMN (ng)	CONCENTRATIONS FINAL (mg/L)
$ 2 DCAA	4.403	4.400	0.003	4876743	0.27494	0.027494(R)
7 2,4 D	5.153	5.142	0.011	63021	0.00397	0.00039690
9 2,4,5 TP (Silvex)	Compound Not Detected.					

QC Flag Legend

R - Spike/Surrogate failed recovery limits.

Data File: \\cansvr11\dd\chem\GCS\a2hp1.i\90406-1.b\90406-1.b\022F2201.D

Page 1

Date : 06-APR-2009 14:59

Client ID: SCFmw-005-0013-WS

Instrument: a2hp1.i

Sample Info: K9C761CG

Purge Volume: 100.0

Operator: 403375

Column phase: clpII

Column diameter: 0.53

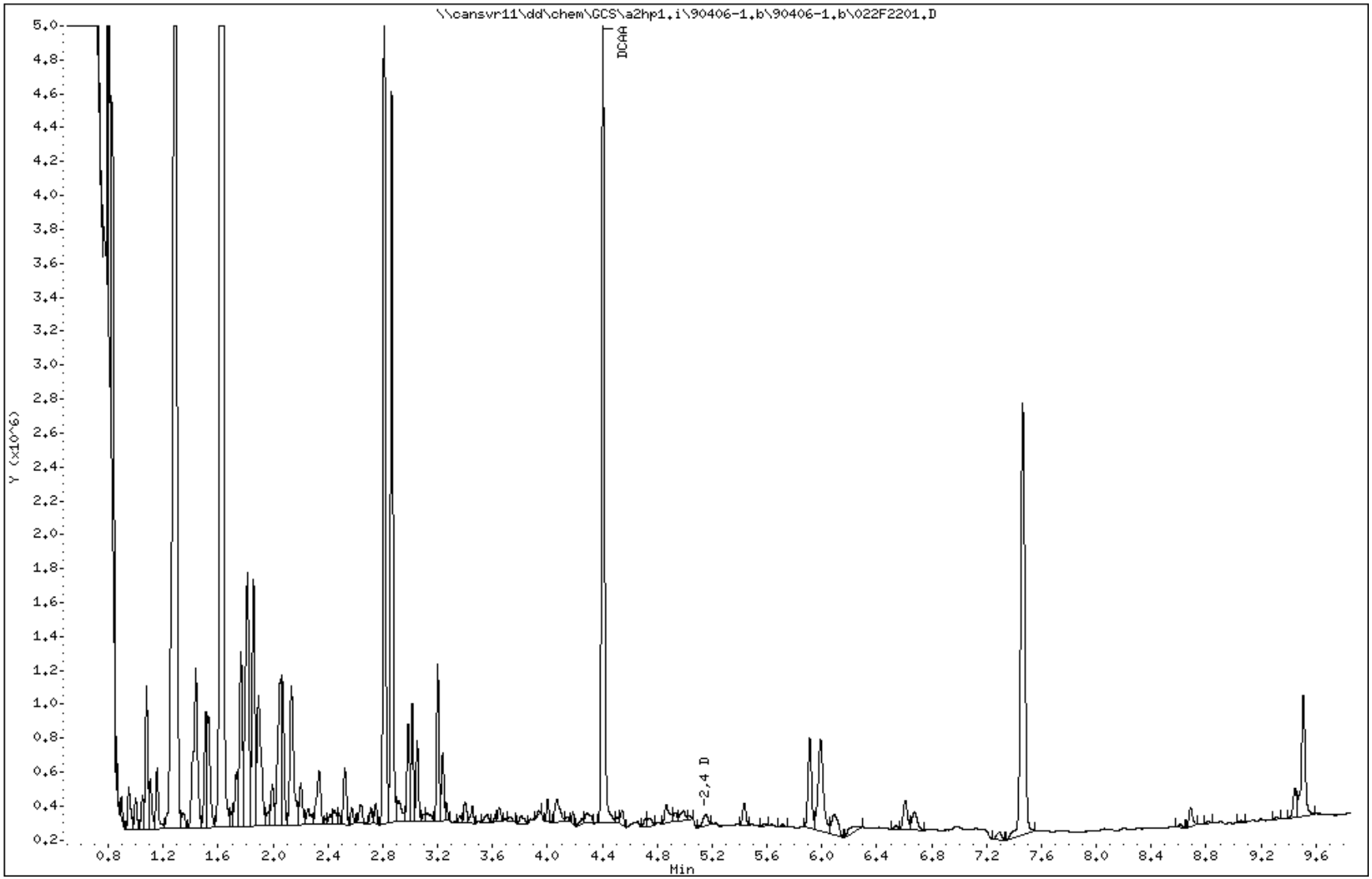

COMPOUNDS and EXP. RT REPORT

Operator: 403375 Date Acquired: 06-APR-2009 14:59
Data File: //cansvr11/dd/chem/GCS/a2hp1.i/90406-1.b/90406-1.b/022F2201.D
Lab Sample ID: K9C761CG
Misc. Info:
Instrument: a2hp1.i
Method: \\cansvr11\dd\chem\GCS\a2hp1.i\90406-1.b\HERB.m\HERBR.m
Dilution Factor: 1

Compound	RT	Area	Amount	Conc
2) DCAA	4.404	6863684	0.275	0.027 mg/L
7) 2,4 D	5.154	158511	0.004	0.000 mg/L
9) 2,4,5 TP (Silvex)	NOT DETECTED Expected RT = 5.685			

Science Applications International Corp

Client Sample ID: SCFmw-006-0014-WS

TCLP GC Semivolatiles

Lot-Sample #...:	A9C310174-012	**Work Order #...:**	K9C771CG	**Matrix.....:**	SO
Date Sampled...:	03/27/09 16:00	**Date Received..:**	03/28/09		
Leach Date.....:	04/01/09	**Prep Date.....:**	04/02/09	**Analysis Date..:**	04/06/09
Leach Batch #..:	P909113	**Prep Batch #...:**	9092032		
Dilution Factor:	1	**Initial Wgt/Vol:**	100 mL	**Final Wgt/Vol..:**	10 mL
% Moisture.....:	19	**Method.....:**	SW846 8151A		

PARAMETER	RESULT	REPORTING LIMIT	UNITS
2,4-D	ND	0.50	mg/L
2,4,5-TP (Silvex)	ND	0.10	mg/L

SURROGATE	PERCENT RECOVERY	RECOVERY LIMITS
2,4-Dichlorophenylacetic acid	75	(37 - 116)

NOTE(S):

Analysis performed in accordance with USEPA Toxicity Characteristic Leaching Procedure Method 1311

TestAmerica North Canton

HERBICIDES BY 8151/615

Data file : \\cansvr11\dd\chem\GCS\a2hp1.i\90406-1.b\023F2301.D
Lab Smp Id: K9C771CG Client Smp ID: SCFmw-006-0014-WS
Inj Date : 06-APR-2009 15:15
Operator : 403375 Inst ID: a2hp1.i
Smp Info : K9C771CG
Misc Info :
Comment   :
Method   : \\cansvr11\dd\chem\GCS\a2hp1.i\90406-1.b\HERB.m
Meth Date : 07-Apr-2009 07:01 lawrencer Quant Type: ESTD
Cal Date : 06-APR-2009 18:16 Cal File: 034F3401.D
Als bottle: 23
Dil Factor: 1.00000
Integrator: Falcon Compound Sublist: tclp.sub
Target Version: 4.14
Processing Host: CANPMSV20

Concentration Formula: Amt * DF * Vt/Vo * CpndVariable

Name	Value	Description
DF	1.000	Dilution Factor
Vt	10.000	Final Volume
Vo	100.000	Initial Volume
Cpnd Variable		Local Compound Variable

Compounds	RT	EXP RT	DLT RT	RESPONSE	CONCENTRATIONS ON-COLUMN (ng)	CONCENTRATIONS FINAL (mg/L)
$ 2 DCAA	4.160	4.153	0.007	3325484	0.14926	0.01492
7 2,4 D	Compound Not Detected.					
9 2,4,5 TP (Silvex)	5.312	5.317	-0.005	117136	5e-004	0.00005332(M)

QC Flag Legend

M - Compound response manually integrated.

Data File: \\cansvr11\dd\chem\GCS\a2hp1.i\90406-1.b\023F2301.D

Date : 06-APR-2009 15:15

Client ID: SCFmw-006-0014-WS

Instrument: a2hp1.i

Sample Info: K9C771CG

Purge Volume: 100.0

Operator: 403375

Column phase: pestclpI

Column diameter: 0.53

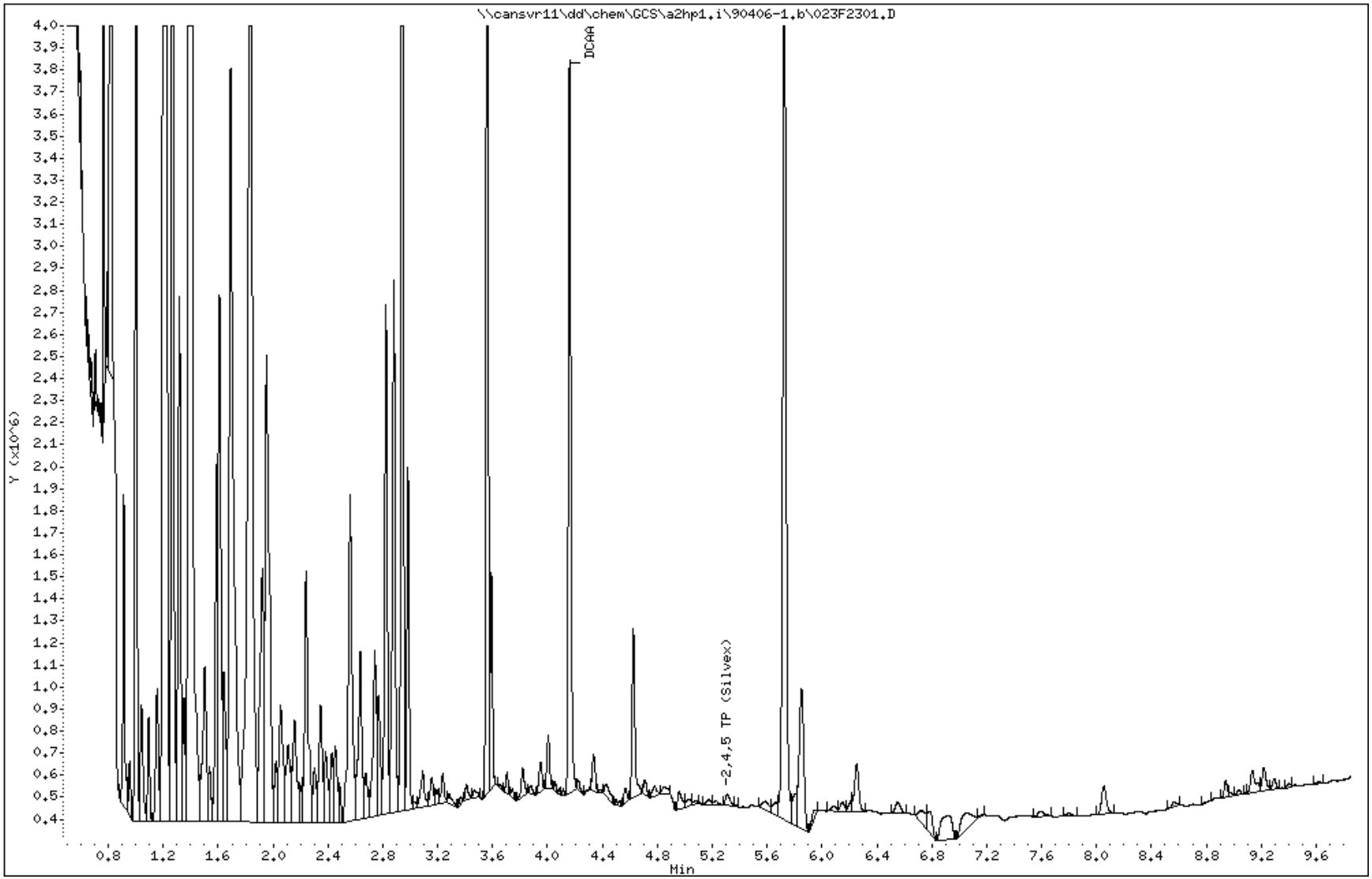

COMPOUNDS and EXP. RT REPORT

Operator: 403375 Date Acquired: 06-APR-2009 15:15
Data File: //cansvr11/dd/chem/GCS/a2hp1.i/90406-1.b/023F2301.D
Lab Sample ID: K9C771CG
Misc. Info:
Instrument: a2hp1.i
Method: \\cansvr11\dd\chem\GCS\a2hp1.i\90406-1.b\HERB.m
Dilution Factor: 1

Compound	RT	Area	Amount	Conc
2) DCAA	4.161	4295744	0.149	0.015 mg/L
7) 2,4 D	NOT DETECTED	Expected RT =	4.805	
9) 2,4,5 TP (Silvex)	5.313	117136	0.001	0.000 mg/L

Data File Name: 023F2301.D
Inj. Date and Time: 06-APR-2009 15:15
Instrument ID: a2hp1.i
Client ID: SCFmw-006-0014-WS
Compound Name: 2,4,5 TP (Silvex)
CAS #: 93-72-1
Report Date: 04/07/2009

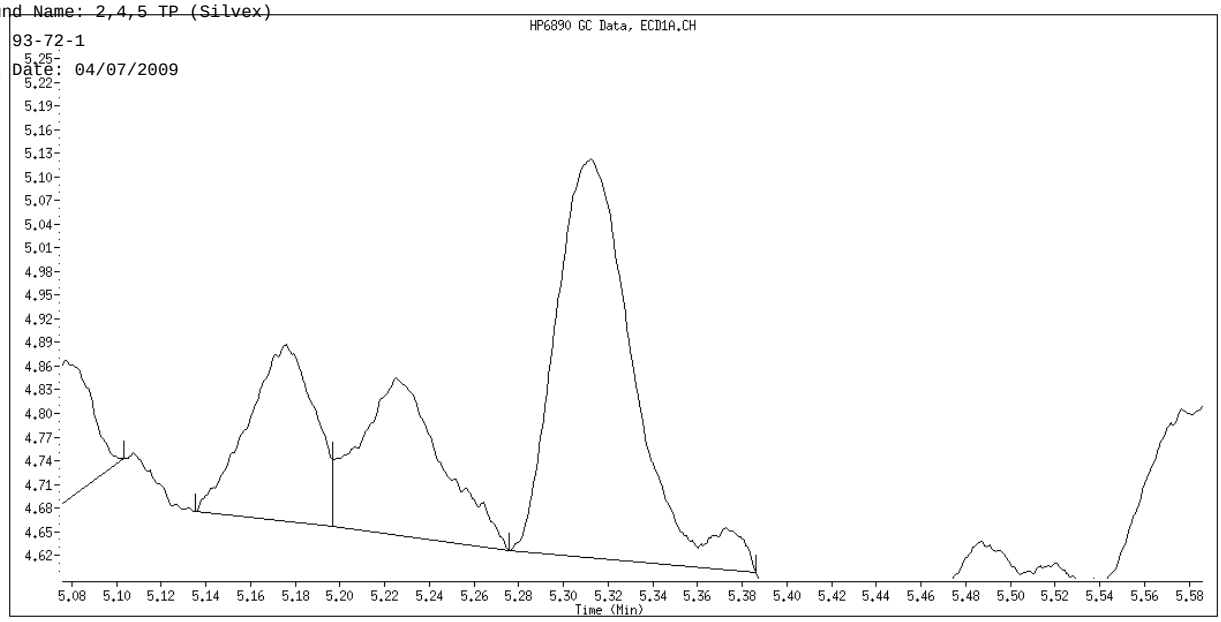

Original Integration

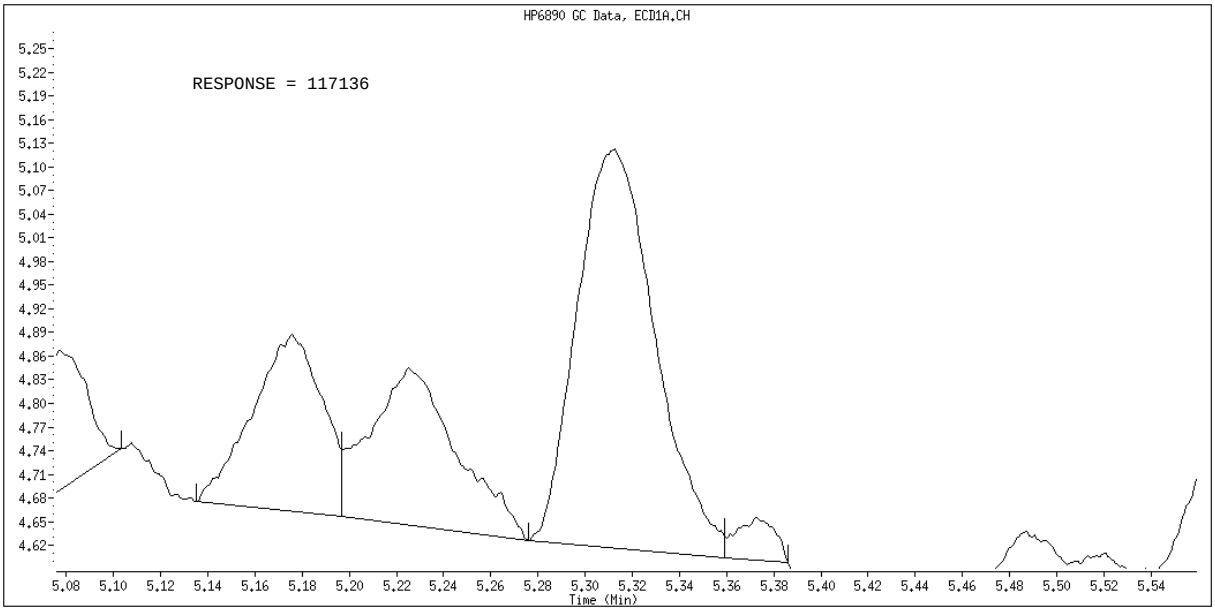

Manual Integration

Manually Integrated By: lawrencer
Manual Integration Reason: Split Peak

TestAmerica North Canton

HERBICIDES BY 8151/615

Data file : \\cansvr11\dd\chem\GCS\a2hp1.i\90406-1.b\90406-1.b\023F2301.D
Lab Smp Id: K9C771CG Client Smp ID: SCFmw-006-0014-WS
Inj Date : 06-APR-2009 15:15
Operator : 403375 Inst ID: a2hp1.i
Smp Info : K9C771CG
Misc Info :
Comment :
Method : \\cansvr11\dd\chem\GCS\a2hp1.i\90406-1.b\HERB.m\HERBR.m
Meth Date : 07-Apr-2009 07:07 lawrencer Quant Type: ESTD
Cal Date : 06-APR-2009 18:16 Cal File: 034F3401.D
Als bottle: 23
Dil Factor: 1.00000
Integrator: Falcon Compound Sublist: tclp.sub
Target Version: 4.14
Processing Host: CANPMSV20

Concentration Formula: Amt * DF * Vt/Vo * CpndVariable

Name	Value	Description
DF	1.000	Dilution Factor
Vt	10.000	Final Volume
Vo	100.000	Initial Volume
Cpnd Variable		Local Compound Variable

Compounds	RT	EXP RT	DLT RT	RESPONSE	CONCENTRATIONS ON-COLUMN (ng)	CONCENTRATIONS FINAL (mg/L)
$ 2 DCAA	4.403	4.400	0.003	5759692	0.32472	0.032472(R)
7 2,4 D	5.153	5.142	0.011	42351	0.00267	0.00026672
9 2,4,5 TP (Silvex)	Compound Not Detected.					

QC Flag Legend

R - Spike/Surrogate failed recovery limits.

Data File: \\cansvr11\dd\chem\GCS\a2hp1.i\90406-1.b\90406-1.b\023F2301.D

Date : 06-APR-2009 15:15

Client ID: SCFmw-006-0014-WS

Instrument: a2hp1.i

Sample Info: K9C771CG

Purge Volume: 100.0

Operator: 403375

Column phase: clpII

Column diameter: 0.53

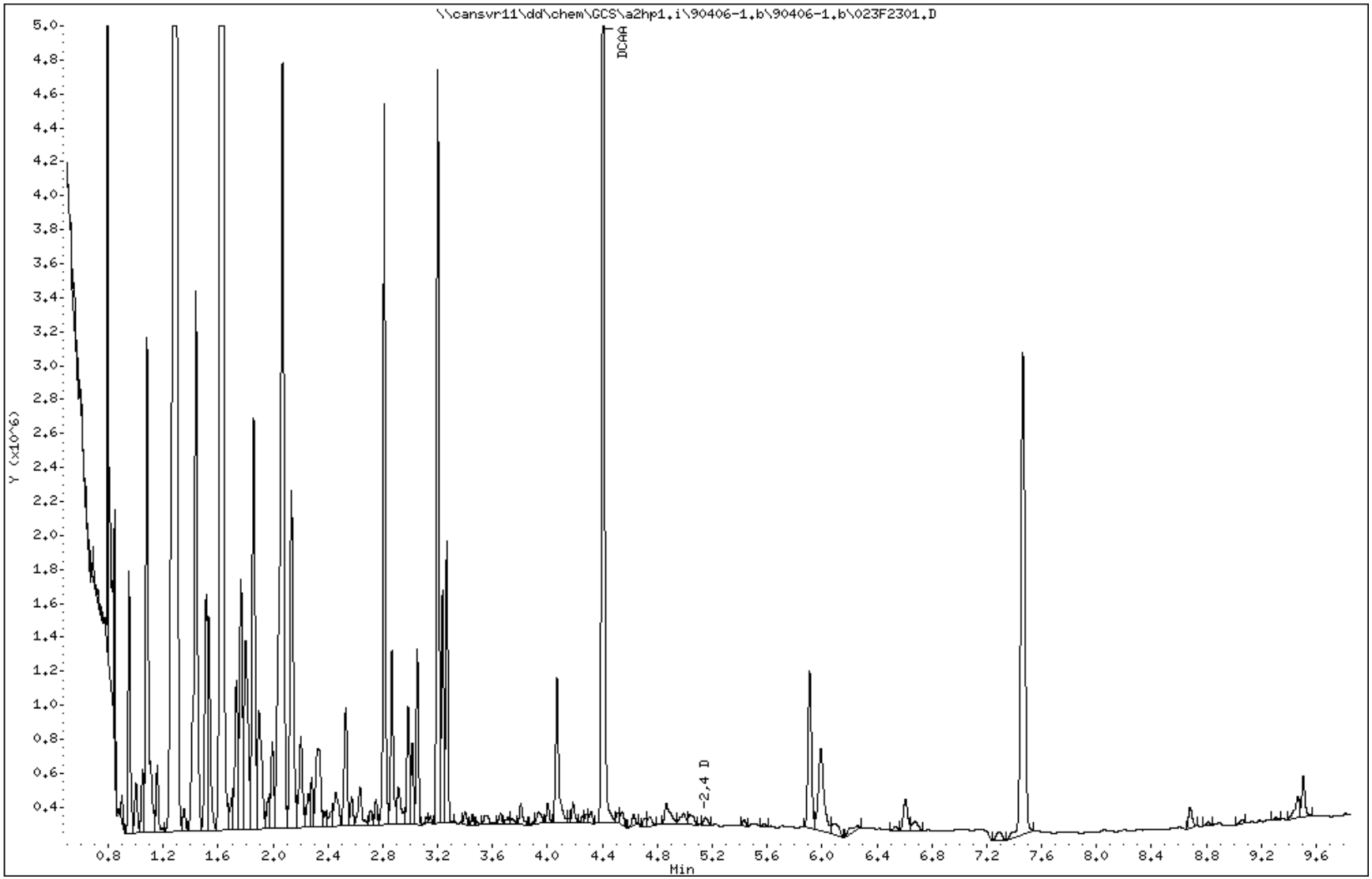

COMPOUNDS and EXP. RT REPORT

Operator: 403375 Date Acquired: 06-APR-2009 15:15
Data File: //cansvr11/dd/chem/GCS/a2hp1.i/90406-1.b/90406-1.b/023F2301.D
Lab Sample ID: K9C771CG
Misc. Info:
Instrument: a2hp1.i
Method: \\cansvr11\dd\chem\GCS\a2hp1.i\90406-1.b\HERB.m\HERBR.m
Dilution Factor: 1

Compound	RT	Area	Amount	Conc
2) DCAA	4.403	8066182	0.325	0.032 mg/L
7) 2,4 D	5.153	88800	0.003	0.000 mg/L
9) 2,4,5 TP (Silvex)	NOT DETECTED Expected RT = 5.685			

TestAmerica
THE LEADER IN ENVIRONMENTAL TESTING

STANDARD DATA

Report Date: 06-Apr-2009 11:12

Calibration History

Method : \\cansvr11\dd\chem\GCS\a2hp1.i\90403ICA-1.b\HERB.m
Start Cal Date: 03-APR-2009 12:45
End Cal Date : 04-APR-2009 03:50
Last Cal Level: 1
Last Cal Type : Initial Calibration

Initial Calibration

Injection Date	Sublist	Calibration File
Cal Level: 1 , Cal Amount: 0.01000		
03-APR-2009 12:45	1-corp	\\cansvr11\dd\chem\GCS\a2hp1.i\90403ICA-1.b\002F0201.D
Cal Level: 2 , Cal Amount: 0.02000		
03-APR-2009 13:02	1-corp	\\cansvr11\dd\chem\GCS\a2hp1.i\90403ICA-1.b\003F0301.D
Cal Level: 3 , Cal Amount: 0.04000		
03-APR-2009 13:19	1-corp	\\cansvr11\dd\chem\GCS\a2hp1.i\90403ICA-1.b\004F0401.D
Cal Level: 4 , Cal Amount: 0.08000		
03-APR-2009 13:35	1-corp	\\cansvr11\dd\chem\GCS\a2hp1.i\90403ICA-1.b\005F0501.D
Cal Level: 5 , Cal Amount: 0.16000		
03-APR-2009 13:52	1-corp	\\cansvr11\dd\chem\GCS\a2hp1.i\90403ICA-1.b\006F0601.D
Cal Level: 6 , Cal Amount: 0.32000		
03-APR-2009 14:08	1-corp	\\cansvr11\dd\chem\GCS\a2hp1.i\90403ICA-1.b\007F0701.D

Continuing Calibration
Ccal Level Mode: GLOBAL LEVEL 3

03-APR-2009 14:24	1-corp	\\cansvr11\dd\chem\GCS\a2hp1.i\90403ICA-1.b\008F0801.D
04-APR-2009 04:07	1-corp	\\cansvr11\dd\chem\GCS\a2hp1.i\90403ICA-1.b\058F5801.D
04-APR-2009 00:17	1-corp	

Report Date: 06-Apr-2009 11:13

Calibration History

Method : \\cansvr11\dd\chem\GCS\a2hp1.i\90403ICA-1.b\HERB.m\HERBR.m
Start Cal Date: 03-APR-2009 12:45
End Cal Date : 03-APR-2009 14:08
Last Cal Level: 6
Last Cal Type : Continuing Calibration

Initial Calibration

Injection Date	Sublist	Calibration File
Cal Level: 1 , Cal Amount: 0.01000		
03-APR-2009 12:45	1-corp	\\cansvr11\dd\chem\GCS\a2hp1.i\90403ICA-1.b\90403ICA-1.b\002F0201.D
Cal Level: 2 , Cal Amount: 0.02000		
03-APR-2009 13:02	1-corp	\\cansvr11\dd\chem\GCS\a2hp1.i\90403ICA-1.b\90403ICA-1.b\003F0301.D
Cal Level: 3 , Cal Amount: 0.04000		
03-APR-2009 13:19	1-corp	\\cansvr11\dd\chem\GCS\a2hp1.i\90403ICA-1.b\90403ICA-1.b\004F0401.D
Cal Level: 4 , Cal Amount: 0.08000		
03-APR-2009 13:35	1-corp	\\cansvr11\dd\chem\GCS\a2hp1.i\90403ICA-1.b\90403ICA-1.b\005F0501.D
Cal Level: 5 , Cal Amount: 0.16000		
03-APR-2009 13:52	1-corp	\\cansvr11\dd\chem\GCS\a2hp1.i\90403ICA-1.b\90403ICA-1.b\006F0601.D
Cal Level: 6 , Cal Amount: 0.32000		
03-APR-2009 14:08	1-corp	\\cansvr11\dd\chem\GCS\a2hp1.i\90403ICA-1.b\90403ICA-1.b\007F0701.D

Continuing Calibration
Ccal Level Mode: GLOBAL LEVEL 3

04-APR-2009 04:07	1-corp	\\cansvr11\dd\chem\GCS\a2hp1.i\90403ICA-1.b\90403ICA-1.b\058F5801.D
04-APR-2009 00:17	1-corp	\\cansvr11\dd\chem\GCS\a2hp1.i\90403ICA-1.b\90403ICA-1.b\044F4401.D
03-APR-2009 21:00	1-corp	

Report Date : 06-Apr-2009 11:12

TestAmerica North Canton

INITIAL CALIBRATION DATA

Start Cal Date : 03-APR-2009 12:45
End Cal Date : 04-APR-2009 03:50
Quant Method : ESTD
Target Version : 4.14
Integrator : Falcon
Method file : \\cansvr11\dd\chem\GCS\a2hp1.i\90403ICA-1.b\HERB.m
Last Edit : 06-Apr-2009 09:52 lawrencer

Calibration File Names:
Level 1: \\cansvr11\dd\chem\GCS\a2hp1.i\90403ICA-1.b\002F0201.D
Level 2: \\cansvr11\dd\chem\GCS\a2hp1.i\90403ICA-1.b\003F0301.D
Level 3: \\cansvr11\dd\chem\GCS\a2hp1.i\90403ICA-1.b\004F0401.D
Level 4: \\cansvr11\dd\chem\GCS\a2hp1.i\90403ICA-1.b\005F0501.D
Level 5: \\cansvr11\dd\chem\GCS\a2hp1.i\90403ICA-1.b\006F0601.D
Level 6: \\cansvr11\dd\chem\GCS\a2hp1.i\90403ICA-1.b\007F0701.D

Compound	0.0100000 Level 1	0.0200000 Level 2	0.0400000 Level 3	0.0800000 Level 4	0.1600000 Level 5	0.3200000 Level 6	Curve	Coefficients b	Coefficients m1	Coefficients m2	%RSD or R^2	
1 Dalapon	66845600	64039850	60496800	54780450	53446644	49254200	AVRG		58143924		11.62464	
3 Dicamba	109200100	112475650	107977475	97603250	102954169	92004922	AVRG		103702594		7.47017	
4 MCPP	124360	134917	119088	97149	90295	+++++	AVRG		113162		16.60960	
5 MCPA	272067	501795	831179	1335687	2534942	4411890	QUAD	-1.47874	0.00001	7.860e-013	0.99947	
6 Dichloroprop	38494800	38106150	35051038	30604363	30387125	26520708	AVRG		33194031		14.43492	
7 2,4 D	19642450	20877450	20789088	19467700	20305313	18555605	AVRG		19939601		4.46397	
8 Pentachlorophenol	+++++	+++++	+++++	+++++	+++++	+++++	AVRG		0.000e+000		0.000e+000	<-
9 2,4,5 TP (Silvex)	228456200	237671400	230093600	212265400	217163713	192540144	AVRG		219698409		7.35921	
10 2,4,5 -T	199804400	223247700	213885600	197736875	199220788	178807056	AVRG		202117070		7.54016	
11 2,4 DB	+++++	6868075	6877525	6684881	7236231	7077977	AVRG		6948938		3.05741	<-
12 Dinoseb	73335000	75914500	72272667	68702417	68634750	61901094	AVRG		70126738		6.99497	
13 Picloram	+++++	+++++	+++++	+++++	+++++	+++++	LINR	0.000e+000	0.000e+000		0.000e+000	<-
$ 2 DCAA	25657900	25070000	23163063	20308019	20835363	18645431	AVRG		22279963		12.56091	

TestAmerica North Canton

INITIAL CALIBRATION DATA

Start Cal Date : 03-APR-2009 12:45
End Cal Date : 04-APR-2009 03:50
Quant Method : ESTD
Target Version : 4.14
Integrator : Falcon
Method file : \\cansvr11\dd\chem\GCS\a2hp1.i\90403ICA-1.b\HERB.m
Last Edit : 06-Apr-2009 09:52 lawrencer

Curve	Formula	Units
Averaged	Amt = Rsp/m1	Response
Linear	Amt = b + Rsp/m1	Response
Quad	Amt = b + m1*Rsp + m2*Rsp^2	Response

TestAmerica North Canton

INITIAL CALIBRATION DATA

Start Cal Date : 03-APR-2009 12:45
End Cal Date : 03-APR-2009 14:08
Quant Method : ESTD
Origin : None
Target Version : 4.14
Integrator : Falcon
Method file : \\cansvr11\dd\chem\GCS\a2hp1.i\90403ICA-1.b\HERB.m\HERBR.m
Last Edit : 06-Apr-2009 07:42 lawrencer
Curve Type : Average

Calibration File Names:
Level 1: \\cansvr11\dd\chem\GCS\a2hp1.i\90403ICA-1.b\90403ICA-1.b\002F0201.D
Level 2: \\cansvr11\dd\chem\GCS\a2hp1.i\90403ICA-1.b\90403ICA-1.b\003F0301.D
Level 3: \\cansvr11\dd\chem\GCS\a2hp1.i\90403ICA-1.b\90403ICA-1.b\004F0401.D
Level 4: \\cansvr11\dd\chem\GCS\a2hp1.i\90403ICA-1.b\90403ICA-1.b\005F0501.D
Level 5: \\cansvr11\dd\chem\GCS\a2hp1.i\90403ICA-1.b\90403ICA-1.b\006F0601.D
Level 6: \\cansvr11\dd\chem\GCS\a2hp1.i\90403ICA-1.b\90403ICA-1.b\007F0701.D

Compound	0.01000 Level 1	0.02000 Level 2	0.04000 Level 3	0.08000 Level 4	0.16000 Level 5	0.32000 Level 6	___ RRF	% RSD	
1 Dalapon	33191700	33094450	31566500	29543050	28332331	25776106	30250690	9.657	
3 Dicamba	82989700	86019350	80542575	71763325	70600369	62157947	75678878	11.936	
4 MCPP	39914	46977	46691	45068	47677	43805	45022	6.378	
5 MCPA	67046	70276	66345	61929	63706	58058	64560	6.643	
6 Dichloroprop	29405900	30271525	28327638	26032381	25678547	22371561	27014592	10.774	
7 2,4 D	15741700	16845775	16602938	15695094	15951534	14433017	15878343	5.350	
8 Pentachlorophenol	+++++	+++++	+++++	+++++	+++++	+++++	+++++	+++++	<-
9 2,4,5 TP (Silvex)	86295200	92479200	92856150	87807425	87564550	76378350	87230146	6.846	
10 2,4,5 -T	141831000	161310700	162731600	159301625	156868800	136770575	153135717	7.192	
11 2,4 DB	15120450	17606450	18475513	17505463	16835456	14768283	16718602	8.817	
12 Dinoseb	101280667	114161000	116110417	114567917	115586417	102135729	110640358	6.290	
13 Picloram	+++++	+++++	+++++	+++++	+++++	+++++	+++++	+++++	<-
$ 2 DCAA	20501150	20263425	18529225	16373744	16315034	14440842	17737237	13.670	

TestAmerica North Canton

HERBICIDES BY 8151/615

Data file : \\cansvr11\dd\chem\GCS\a2hp1.i\90403ICA-1.b\002F0201.D
Lab Smp Id: HERB1
Inj Date : 03-APR-2009 12:45
Operator : 403375 Inst ID: a2hp1.i
Smp Info : HERB1,,1,1
Misc Info :
Comment   :
Method   : \\cansvr11\dd\chem\GCS\a2hp1.i\90403ICA-1.b\HERB.m
Meth Date : 06-Apr-2009 07:30 lawrencer Quant Type: ESTD
Cal Date : 03-APR-2009 12:45 Cal File: 002F0201.D
Als bottle: 2 Calibration Sample, Level: 1
Dil Factor: 1.00000
Integrator: Falcon Compound Sublist: 1-corp.sub
Target Version: 4.14
Processing Host: CANPMSV20

	Compounds	RT	EXP RT	DLT RT	RESPONSE	AMOUNTS CAL-AMT (ng)	AMOUNTS ON-COL (ng)
	1 Dalapon	1.109	1.108	0.001	668456	0.01000	0.01000
$	2 DCAA	4.159	4.149	0.010	513158	0.02000	0.02000
	3 Dicamba	4.244	4.236	0.008	1092001	0.01000	0.01000
	4 MCPP	4.368	4.363	0.005	248719	2.00000	2.000
	5 MCPA	4.454	4.448	0.006	272067	2.00000	2.000
	6 Dichloroprop	4.668	4.660	0.008	769896	0.02000	0.02000
	7 2,4 D	4.808	4.799	0.009	392849	0.02000	0.02000
	9 2,4,5 TP (Silvex)	5.315	5.312	0.003	1142281	0.00500	0.005000
	10 2,4,5 -T	5.502	5.493	0.009	999022	0.00500	0.005000
	11 2,4 DB	5.881	5.860	0.021	134928	0.02000	0.02000
	12 Dinoseb	6.588	6.589	-0.001	220005	0.00300	0.003000

Data File: \\cansvr11\dd\chem\GCS\a2hp1.i\90403ICA-1.b\002F0201.D

Date : 03-APR-2009 12:45

Client ID:

Instrument: a2hp1.i

Sample Info: HERB1,,1,1

Operator: 403375

Column phase: pestclpI

Column diameter: 0.53

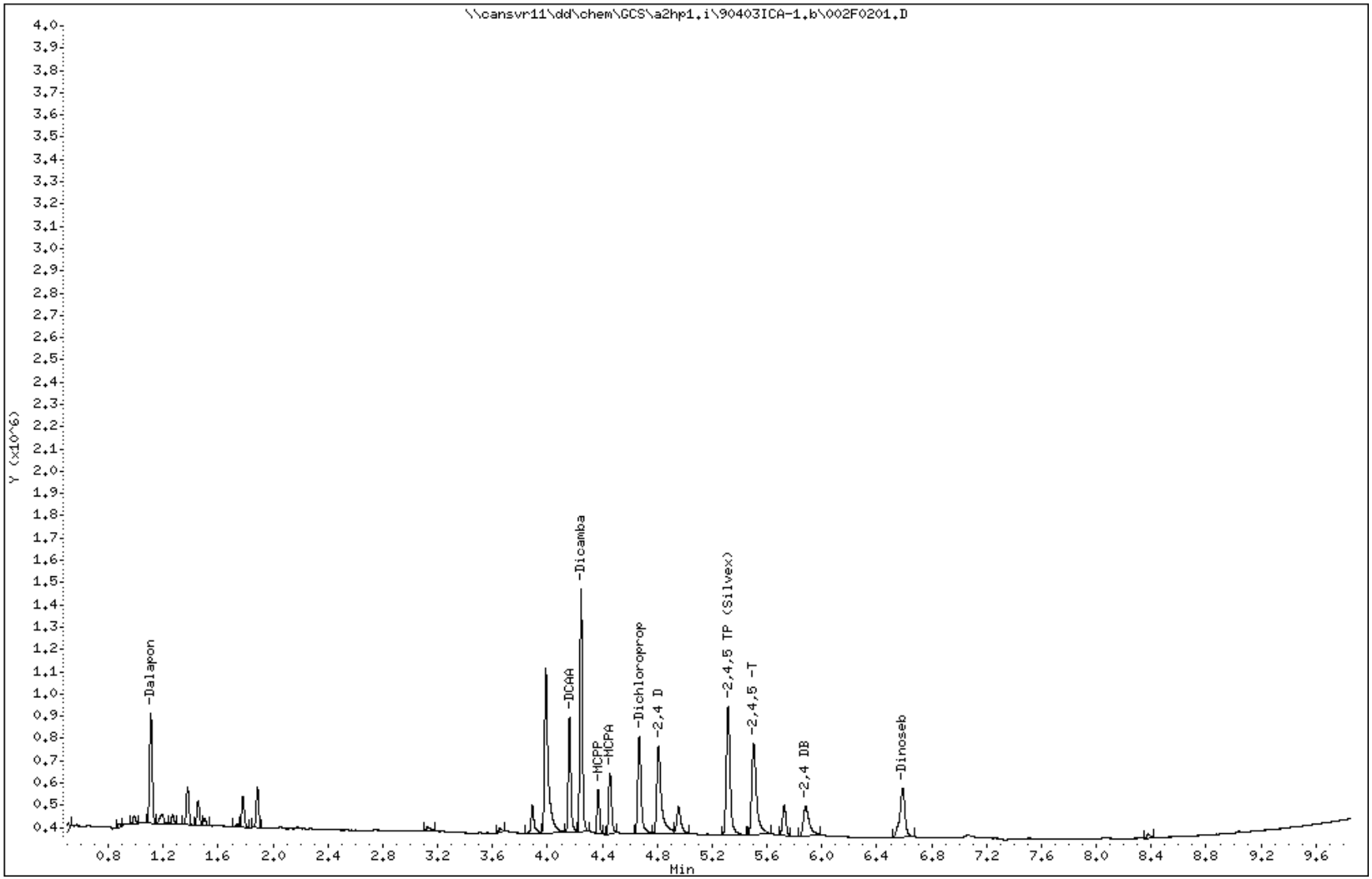

COMPOUNDS and EXP. RT REPORT

Operator: 403375 Date Acquired: 03-APR-2009 12:45
Data File: //cansvr11/dd/chem/GCS/a2hp1.i/90403ICA-1.b/002F0201.D
Lab Sample ID: HERB1
Misc. Info:
Instrument: a2hp1.i
Method: \\cansvr11\dd\chem\GCS\a2hp1.i\90403ICA-1.b\HERB.m
Dilution Factor: 1

	Compound	RT	Area	Amount	Conc
1)	Dalapon	1.110	668456	0.010	0.010
2)	DCAA	4.160	672804	0.020	0.020
3)	Dicamba	4.245	1396547	0.010	0.010
4)	MCPP	4.369	248719	2.000	2.000
5)	MCPA	4.455	405652	2.000	2.000
6)	Dichloroprop	4.668	769896	0.020	0.020
7)	2,4 D	4.809	924057	0.020	0.020
9)	2,4,5 TP (Silvex)	5.316	1142281	0.005	0.005
10)	2,4,5 -T	5.502	999022	0.005	0.005
11)	2,4 DB	5.881	396288	0.020	0.020
12)	Dinoseb	6.588	588685	0.003	0.003

TestAmerica North Canton

HERBICIDES BY 8151/615

Data file : \\cansvr11\dd\chem\GCS\a2hp1.i\90403ICA-1.b\003F0301.D
Lab Smp Id: HERB2
Inj Date : 03-APR-2009 13:02
Operator : 403375 Inst ID: a2hp1.i
Smp Info : HERB2,,1,2
Misc Info :
Comment :
Method : \\cansvr11\dd\chem\GCS\a2hp1.i\90403ICA-1.b\HERB.m
Meth Date : 06-Apr-2009 07:30 lawrencer Quant Type: ESTD
Cal Date : 03-APR-2009 13:02 Cal File: 003F0301.D
Als bottle: 3 Calibration Sample, Level: 2
Dil Factor: 1.00000
Integrator: Falcon Compound Sublist: 1-corp.sub
Target Version: 4.14
Processing Host: CANPMSV20

						AMOUNTS	
						CAL-AMT	ON-COL
	Compounds	RT	EXP RT	DLT RT	RESPONSE	(ng)	(ng)
	1 Dalapon	1.108	1.108	0.000	1280797	0.02000	0.01957
$	2 DCAA	4.157	4.149	0.008	1002800	0.04000	0.03954
	3 Dicamba	4.242	4.236	0.006	2249513	0.02000	0.02030
	4 MCPP	4.368	4.363	0.005	539669	4.00000	4.163
	5 MCPA	4.454	4.448	0.006	501795	4.00000	4.000
	6 Dichloroprop	4.668	4.660	0.008	1524246	0.04000	0.03980
	7 2,4 D	4.807	4.799	0.008	835098	0.04000	0.04122
	9 2,4,5 TP (Silvex)	5.317	5.312	0.005	2376714	0.01000	0.01020
	10 2,4,5 -T	5.502	5.493	0.009	2232477	0.01000	0.01055
	11 2,4 DB	5.881	5.860	0.021	274723	0.04000	0.04036
	12 Dinoseb	6.591	6.589	0.002	455487	0.00600	0.006104

Data File: \\cansvr11\dd\chem\GCS\a2hp1.i\90403ICA-1.b\003F0301.D

Date : 03-APR-2009 13:02

Client ID:

Instrument: a2hp1.i

Sample Info: HERB2,,1,2

Operator: 403375

Column phase: pestclpI

Column diameter: 0.53

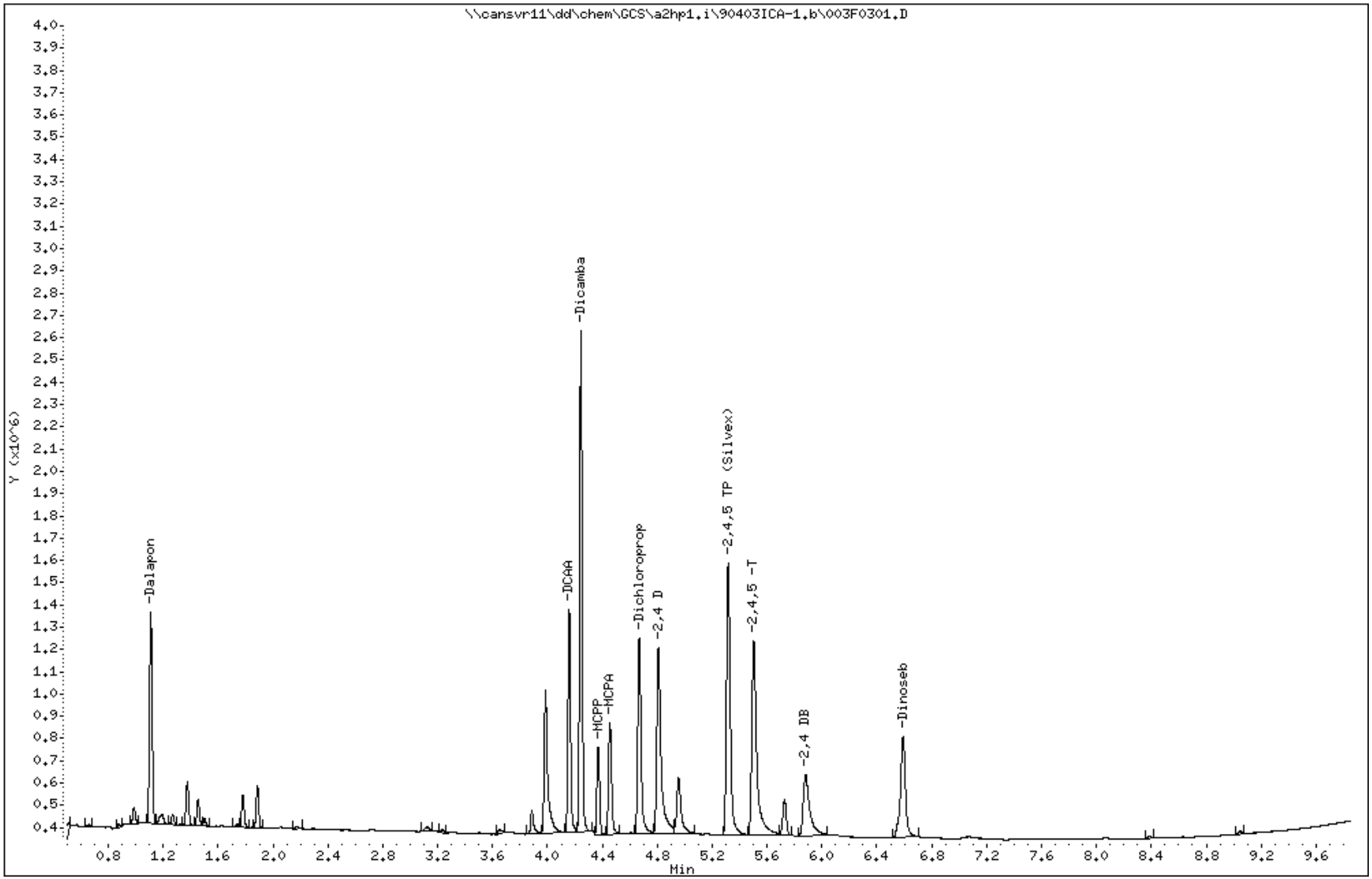

COMPOUNDS and EXP. RT REPORT

Operator: 403375 Date Acquired: 03-APR-2009 13:02
Data File: //cansvr11/dd/chem/GCS/a2hp1.i/90403ICA-1.b/003F0301.D
Lab Sample ID: HERB2
Misc. Info:
Instrument: a2hp1.i
Method: \\cansvr11\dd\chem\GCS\a2hp1.i\90403ICA-1.b\HERB.m
Dilution Factor: 1

	Compound	RT	Area	Amount	Conc
1)	Dalapon	1.109	1280797	0.020	0.020
2)	DCAA	4.157	1317687	0.040	0.040
3)	Dicamba	4.243	2850497	0.020	0.020
4)	MCPP	4.369	539669	4.163	4.163
5)	MCPA	4.455	781648	4.000	4.000
6)	Dichloroprop	4.669	1524246	0.040	0.040
7)	2,4 D	4.808	1838368	0.041	0.041
9)	2,4,5 TP (Silvex)	5.317	2376714	0.010	0.010
10)	2,4,5 -T	5.503	2232477	0.011	0.011
11)	2,4 DB	5.881	898006	0.040	0.040
12)	Dinoseb	6.591	1176445	0.006	0.006

TestAmerica North Canton

HERBICIDES BY 8151/615

Data file : \\cansvr11\dd\chem\GCS\a2hp1.i\90403ICA-1.b\004F0401.D
Lab Smp Id: HERB3
Inj Date : 03-APR-2009 13:19
Operator : 403375 Inst ID: a2hp1.i
Smp Info : HERB3,,1,3
Misc Info :
Comment :
Method : \\cansvr11\dd\chem\GCS\a2hp1.i\90403ICA-1.b\HERB.m
Meth Date : 06-Apr-2009 07:30 lawrencer Quant Type: ESTD
Cal Date : 03-APR-2009 13:19 Cal File: 004F0401.D
Als bottle: 4 Calibration Sample, Level: 3
Dil Factor: 1.00000
Integrator: Falcon Compound Sublist: 1-corp.sub
Target Version: 4.14
Processing Host: CANPMSV20

						AMOUNTS	
						CAL-AMT	ON-COL
	Compounds	RT	EXP RT	DLT RT	RESPONSE	(ng)	(ng)
	1 Dalapon	1.108	1.108	0.000	2419872	0.04000	0.03793
$	2 DCAA	4.154	4.149	0.005	1853045	0.08000	0.07523
	3 Dicamba	4.240	4.236	0.004	4319099	0.04000	0.03930
	4 MCPP	4.366	4.363	0.003	952702	8.00000	7.554
	5 MCPA	4.452	4.448	0.004	831179	8.00000	8.000
	6 Dichloroprop	4.666	4.660	0.006	2804083	0.08000	0.07534
	7 2,4 D	4.805	4.799	0.006	1663127	0.08000	0.08138
	9 2,4,5 TP (Silvex)	5.316	5.312	0.004	4601872	0.02000	0.01983
	10 2,4,5 -T	5.501	5.493	0.008	4277712	0.02000	0.02015
	11 2,4 DB	5.874	5.860	0.014	550202	0.08000	0.08055
	12 Dinoseb	6.591	6.589	0.002	867272	0.01200	0.01174

Data File: \\cansvr11\dd\chem\GCS\a2hp1.i\90403ICA-1.b\004F0401.D

Date : 03-APR-2009 13:19

Client ID:

Instrument: a2hp1.i

Sample Info: HERB3,,1,3

Operator: 403375

Column phase: pestclpI

Column diameter: 0.53

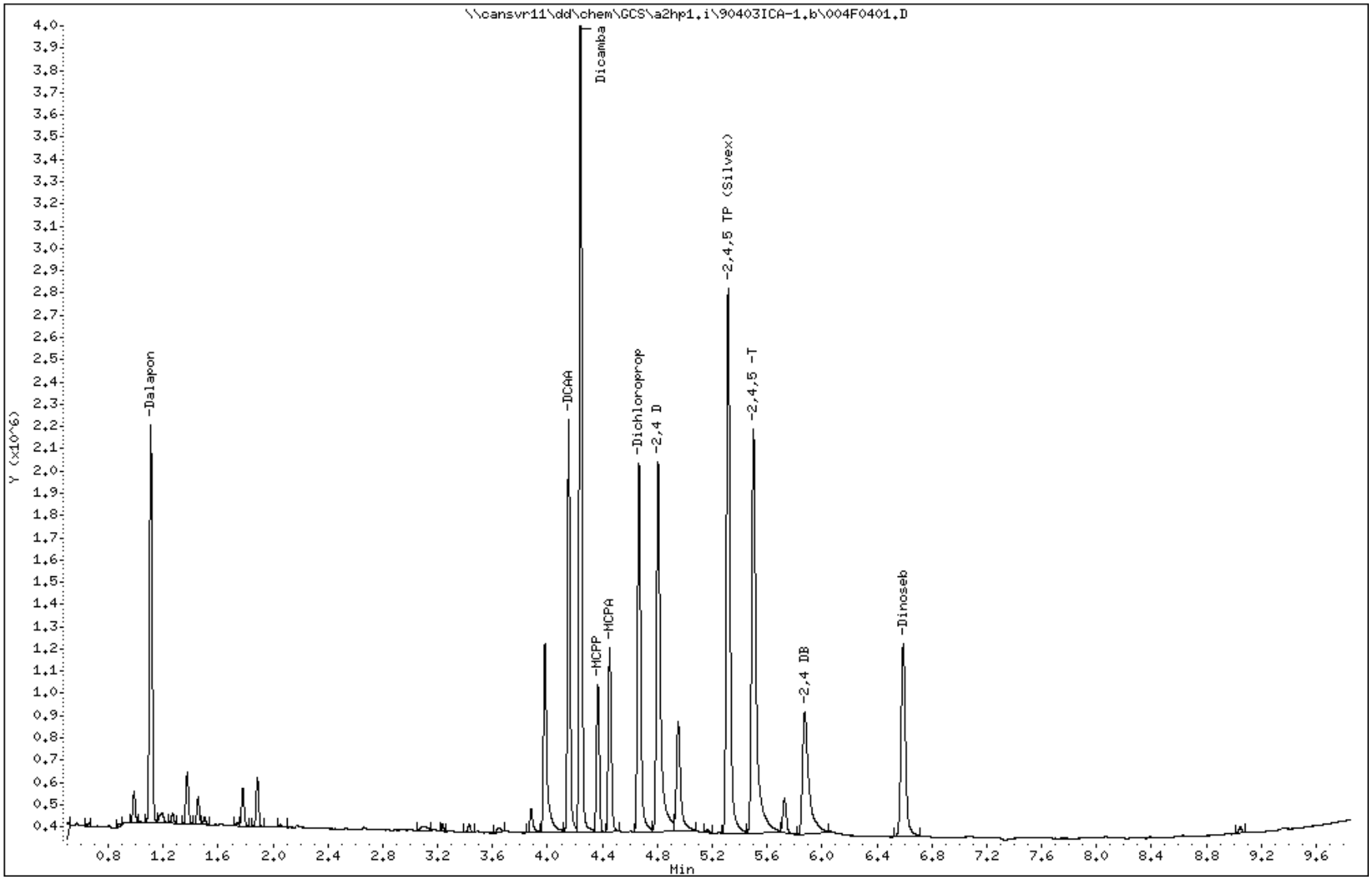

COMPOUNDS and EXP. RT REPORT

Operator: 403375 Date Acquired: 03-APR-2009 13:19
Data File: //cansvr11/dd/chem/GCS/a2hp1.i/90403ICA-1.b/004F0401.D
Lab Sample ID: HERB3
Misc. Info:
Instrument: a2hp1.i
Method: \\cansvr11\dd\chem\GCS\a2hp1.i\90403ICA-1.b\HERB.m
Dilution Factor: 1

Compound	RT	Area	Amount	Conc
1) Dalapon	1.109	2419872	0.038	0.038
2) DCAA	4.154	2419477	0.075	0.075
3) Dicamba	4.240	5547700	0.039	0.039
4) MCPP	4.367	952702	7.554	7.554
5) MCPA	4.453	1300896	8.000	8.000
6) Dichloroprop	4.667	2804083	0.075	0.075
7) 2,4 D	4.805	3404185	0.081	0.081
9) 2,4,5 TP (Silvex)	5.317	4601872	0.020	0.020
10) 2,4,5 -T	5.501	4277712	0.020	0.020
11) 2,4 DB	5.874	1753883	0.081	0.081
12) Dinoseb	6.592	2000169	0.012	0.012

TestAmerica North Canton

HERBICIDES BY 8151/615

Data file : \\cansvr11\dd\chem\GCS\a2hp1.i\90403ICA-1.b\005F0501.D
Lab Smp Id: HERB4
Inj Date : 03-APR-2009 13:35
Operator : 403375 Inst ID: a2hp1.i
Smp Info : HERB4,,1,4
Misc Info :
Comment   :
Method   : \\cansvr11\dd\chem\GCS\a2hp1.i\90403ICA-1.b\HERB.m
Meth Date : 06-Apr-2009 07:30 lawrencer Quant Type: ESTD
Cal Date : 03-APR-2009 13:35 Cal File: 005F0501.D
Als bottle: 5 Calibration Sample, Level: 4
Dil Factor: 1.00000
Integrator: Falcon Compound Sublist: 1-corp.sub
Target Version: 4.14
Processing Host: CANPMSV20

	Compounds	RT	EXP RT	DLT RT	RESPONSE	AMOUNTS CAL-AMT (ng)	AMOUNTS ON-COL (ng)
	1 Dalapon	1.108	1.108	0.000	4382436	0.08000	0.07121
$	2 DCAA	4.151	4.149	0.002	3249283	0.16000	0.1380
	3 Dicamba	4.238	4.236	0.002	7808260	0.08000	0.07310
	4 MCPP	4.365	4.363	0.002	1554381	16.0000	13.08
	5 MCPA	4.450	4.448	0.002	1335687	16.0000	16.01
	6 Dichloroprop	4.664	4.660	0.004	4896698	0.16000	0.1377
	7 2,4 D	4.802	4.799	0.003	3114832	0.16000	0.1542
	9 2,4,5 TP (Silvex)	5.315	5.312	0.003	8490616	0.04000	0.03738
	10 2,4,5 -T	5.499	5.493	0.006	7909475	0.04000	0.03790
	11 2,4 DB	5.869	5.860	0.009	1069581	0.16000	0.1574
	12 Dinoseb	6.590	6.589	0.001	1648858	0.02400	0.02272

Data File: \\cansvr11\dd\chem\GCS\a2hp1.i\90403ICA-1.b\005F0501.D

Date : 03-APR-2009 13:35

Client ID:

Instrument: a2hp1.i

Sample Info: HERB4,,1,4

Operator: 403375

Column phase: pestclpI

Column diameter: 0.53

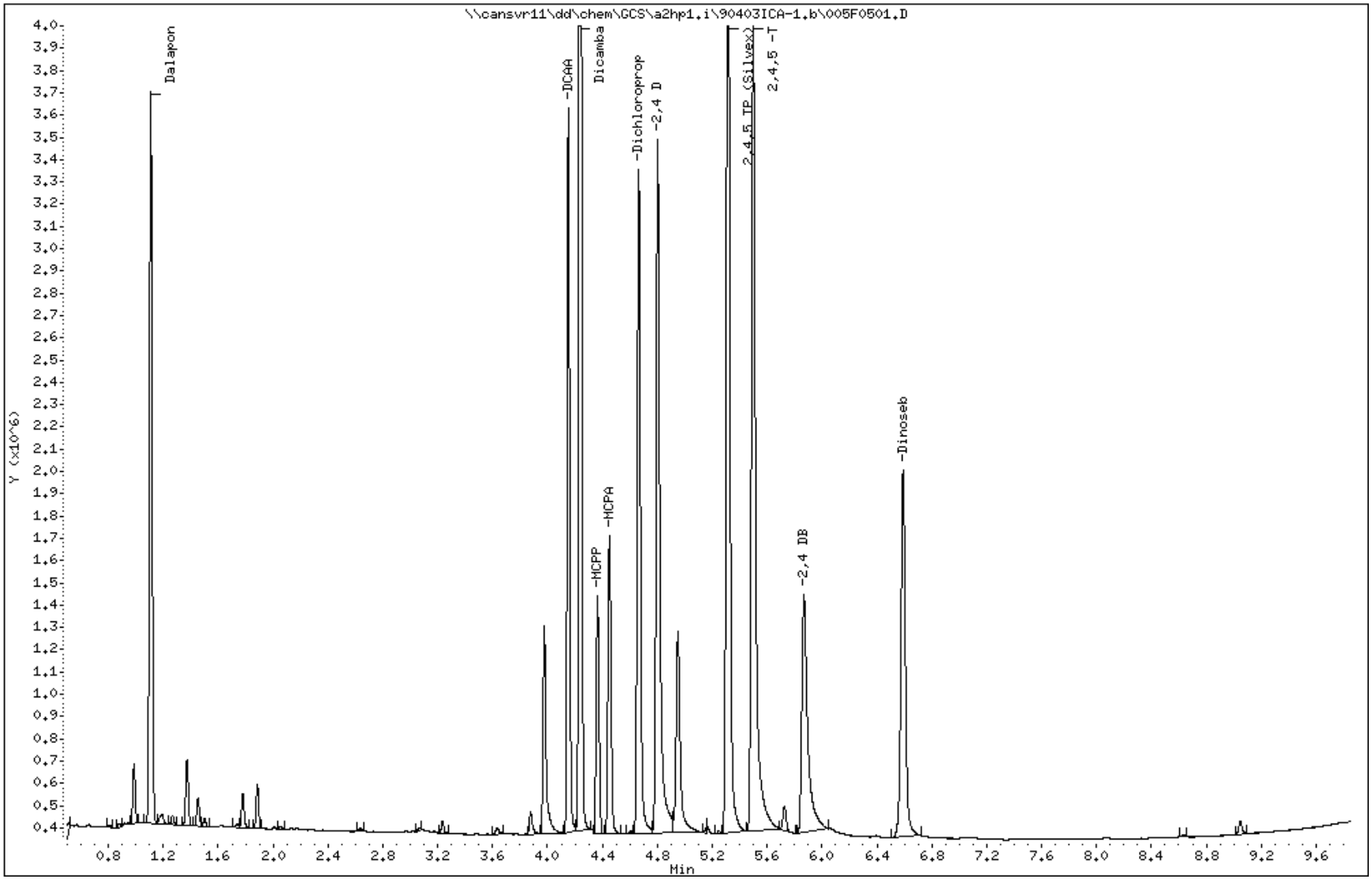

COMPOUNDS and EXP. RT REPORT

Operator: 403375 Date Acquired: 03-APR-2009 13:35
Data File: //cansvr11/dd/chem/GCS/a2hp1.i/90403ICA-1.b/005F0501.D
Lab Sample ID: HERB4
Misc. Info:
Instrument: a2hp1.i
Method: \\cansvr11\dd\chem\GCS\a2hp1.i\90403ICA-1.b\HERB.m
Dilution Factor: 1

	Compound	RT	Area	Amount	Conc
1)	Dalapon	1.108	4382436	0.071	0.071
2)	DCAA	4.152	4079947	0.138	0.138
3)	Dicamba	4.238	9749406	0.073	0.073
4)	MCPP	4.365	1554381	13.075	13.075
5)	MCPA	4.451	2098285	16.008	16.008
6)	Dichloroprop	4.664	4896698	0.138	0.138
7)	2,4 D	4.803	5990816	0.154	0.154
9)	2,4,5 TP (Silvex)	5.315	8490616	0.037	0.037
10)	2,4,5 -T	5.499	7909475	0.038	0.038
11)	2,4 DB	5.869	3221975	0.157	0.157
12)	Dinoseb	6.591	3777926	0.023	0.023

TestAmerica North Canton

HERBICIDES BY 8151/615

Data file : \\cansvr11\dd\chem\GCS\a2hp1.i\90403ICA-1.b\006F0601.D
Lab Smp Id: HERB5
Inj Date : 03-APR-2009 13:52
Operator : 403375 Inst ID: a2hp1.i
Smp Info : HERB5,,1,5
Misc Info :
Comment :
Method : \\cansvr11\dd\chem\GCS\a2hp1.i\90403ICA-1.b\HERB.m
Meth Date : 06-Apr-2009 07:30 lawrencer Quant Type: ESTD
Cal Date : 03-APR-2009 13:52 Cal File: 006F0601.D
Als bottle: 6 Calibration Sample, Level: 5
Dil Factor: 1.00000
Integrator: Falcon Compound Sublist: 1-corp.sub
Target Version: 4.14
Processing Host: CANPMSV20

	Compounds	RT	EXP RT	DLT RT	RESPONSE	AMOUNTS CAL-AMT (ng)	AMOUNTS ON-COL (ng)
	1 Dalapon	1.108	1.108	0.000	8551463	0.16000	0.1427
$	2 DCAA	4.150	4.149	0.001	6667316	0.32000	0.2898
	3 Dicamba	4.236	4.236	0.000	16472667	0.16000	0.1553
	4 MCPP	4.364	4.363	0.001	2889439	32.0000	25.53
	5 MCPA	4.449	4.448	0.001	2534942	32.0000	32.10
	6 Dichloroprop	4.662	4.660	0.002	9723880	0.32000	0.2816
	7 2,4 D	4.800	4.799	0.001	6497700	0.32000	0.3214
	9 2,4,5 TP (Silvex)	5.314	5.312	0.002	17373097	0.08000	0.07717
	10 2,4,5 -T	5.496	5.493	0.003	15937663	0.08000	0.07708
	11 2,4 DB	5.863	5.860	0.003	2315594	0.32000	0.3364
	12 Dinoseb	6.590	6.589	0.001	3294468	0.04800	0.04590

Data File: \\cansvr11\dd\chem\GCS\a2hp1.i\90403ICA-1.b\006F0601.D

Page 1

Date : 03-APR-2009 13:52

Client ID:

Instrument: a2hp1.i

Sample Info: HERB5,,1,5

Operator: 403375

Column phase: pestclpI

Column diameter: 0.53

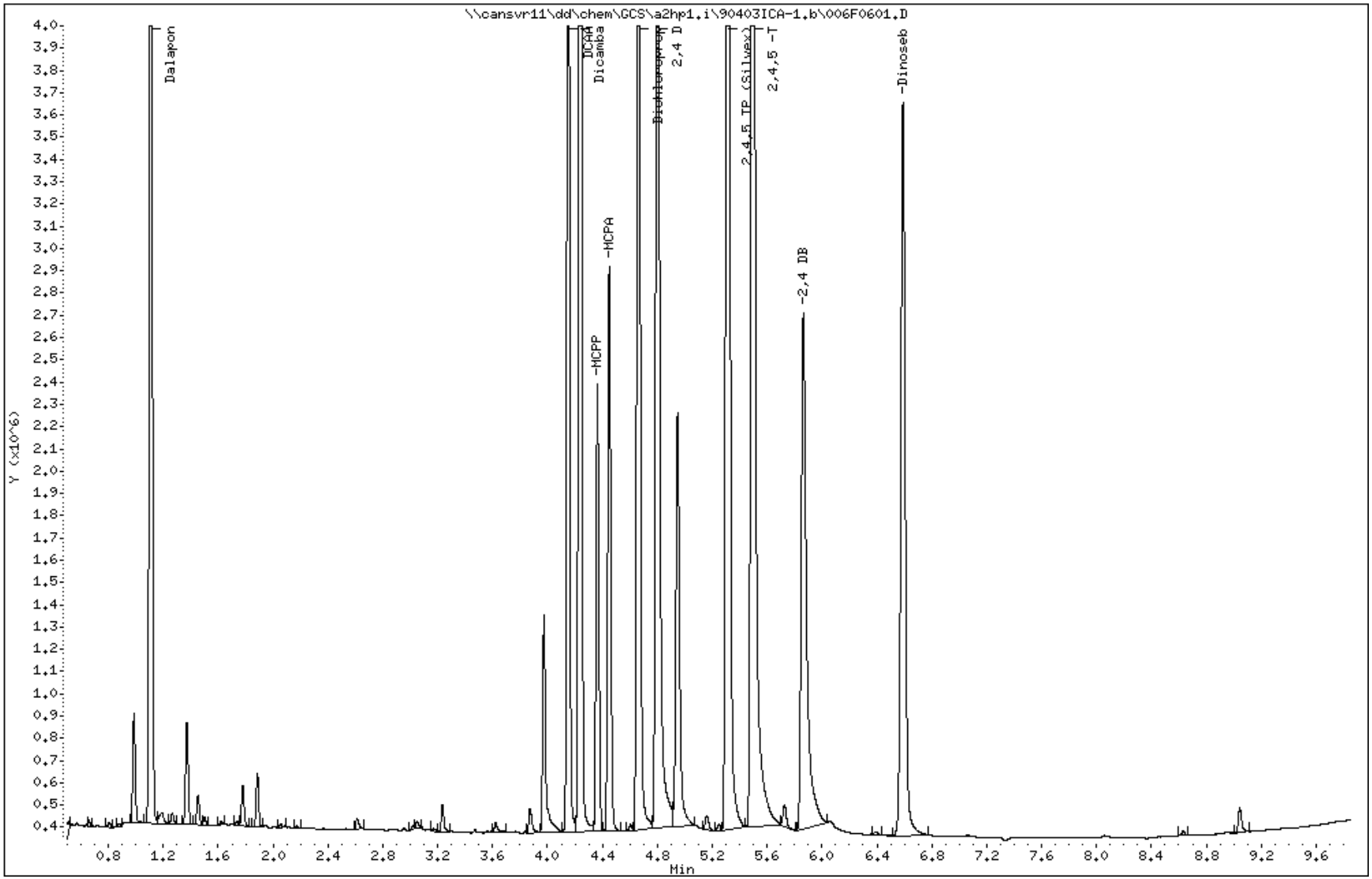

COMPOUNDS and EXP. RT REPORT

Operator: 403375 Date Acquired: 03-APR-2009 13:52
Data File: //cansvr11/dd/chem/GCS/a2hp1.i/90403ICA-1.b/006F0601.D
Lab Sample ID: HERB5
Misc. Info:
Instrument: a2hp1.i
Method: \\cansvr11\dd\chem\GCS\a2hp1.i\90403ICA-1.b\HERB.m
Dilution Factor: 1

	Compound	RT	Area	Amount	Conc
1)	Dalapon	1.108	8551463	0.143	0.143
2)	DCAA	4.151	8245597	0.290	0.290
3)	Dicamba	4.237	20470107	0.155	0.155
4)	MCPP	4.364	2889439	25.534	25.534
5)	MCPA	4.449	3815622	32.097	32.097
6)	Dichloroprop	4.663	9723880	0.282	0.282
7)	2,4 D	4.801	11607725	0.321	0.321
9)	2,4,5 TP (Silvex)	5.314	17373097	0.077	0.077
10)	2,4,5 -T	5.497	15937663	0.077	0.077
11)	2,4 DB	5.863	6296760	0.336	0.336
12)	Dinoseb	6.590	7380208	0.046	0.046

TestAmerica North Canton

HERBICIDES BY 8151/615

Data file : \\cansvr11\dd\chem\GCS\a2hp1.i\90403ICA-1.b\007F0701.D
Lab Smp Id: HERB6
Inj Date : 03-APR-2009 14:08
Operator : 403375 Inst ID: a2hp1.i
Smp Info : HERB6,,1,6
Misc Info :
Comment :
Method : \\cansvr11\dd\chem\GCS\a2hp1.i\90403ICA-1.b\HERB.m
Meth Date : 06-Apr-2009 07:30 lawrencer Quant Type: ESTD
Cal Date : 03-APR-2009 14:08 Cal File: 007F0701.D
Als bottle: 7 Calibration Sample, Level: 6
Dil Factor: 1.00000
Integrator: Falcon Compound Sublist: 1-corp.sub
Target Version: 4.14
Processing Host: CANPMSV20

						AMOUNTS	
						CAL-AMT	ON-COL
	Compounds	RT	EXP RT	DLT RT	RESPONSE	(ng)	(ng)
	1 Dalapon	1.107	1.108	-0.001	15761344	0.32000	0.2711
$	2 DCAA	4.148	4.149	-0.001	11933076	0.64000	0.5356
	3 Dicamba	4.236	4.236	0.000	29441575	0.32000	0.2839
	4 MCPP	4.362	4.363	-0.001	4813607	64.0000	42.54
	5 MCPA	4.447	4.448	-0.001	4411890	64.0000	63.94
	6 Dichloroprop	4.659	4.660	-0.001	16973253	0.64000	0.5113
	7 2,4 D	4.798	4.799	-0.001	11875587	0.64000	0.5956
	9 2,4,5 TP (Silvex)	5.312	5.312	0.000	30806423	0.16000	0.1402
	10 2,4,5 -T	5.492	5.493	-0.001	28609129	0.16000	0.1415
	11 2,4 DB	5.859	5.860	-0.001	4529905	0.64000	0.6551
	12 Dinoseb	6.588	6.589	-0.001	5942505	0.09600	0.08474

Data File: \\cansvr11\dd\chem\GCS\a2hp1.i\90403ICA-1.b\007F0701.D

Date : 03-APR-2009 14:08

Client ID:

Instrument: a2hp1.i

Sample Info: HERB6,,1,6

Operator: 403375

Column phase: pestclpI

Column diameter: 0.53

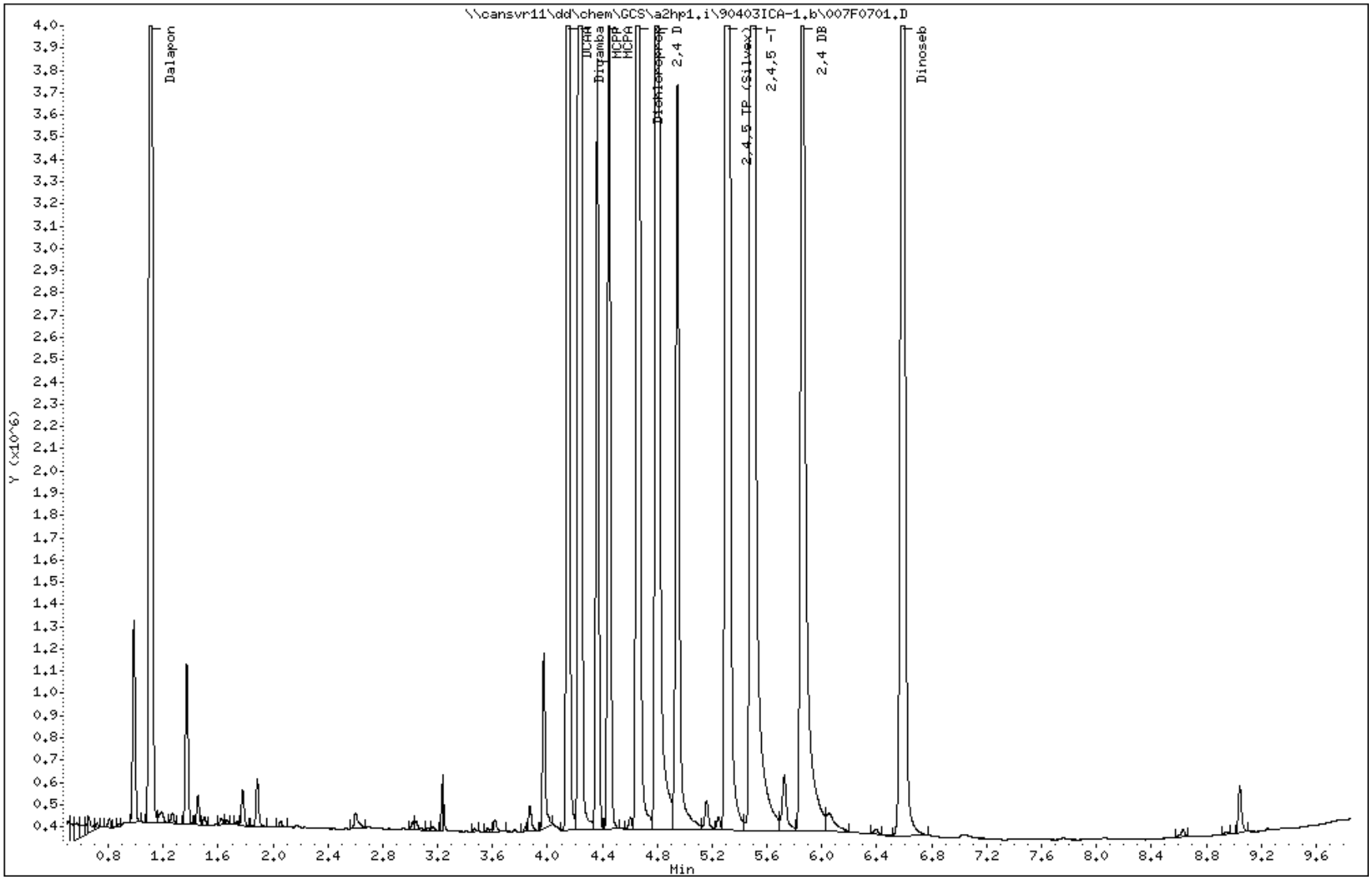

COMPOUNDS and EXP. RT REPORT

Operator: 403375 Date Acquired: 03-APR-2009 14:08
Data File: //cansvr11/dd/chem/GCS/a2hp1.i/90403ICA-1.b/007F0701.D
Lab Sample ID: HERB6
Misc. Info:
Instrument: a2hp1.i
Method: \\cansvr11\dd\chem\GCS\a2hp1.i\90403ICA-1.b\HERB.m
Dilution Factor: 1

Compound	RT	Area	Amount	Conc
1) Dalapon	1.108	15761344	0.271	0.271
2) DCAA	4.149	14321177	0.536	0.536
3) Dicamba	4.236	36241006	0.284	0.284
4) MCPP	4.363	4813607	42.537	42.537
5) MCPA	4.448	6294507	63.939	63.939
6) Dichloroprop	4.660	16973253	0.511	0.511
7) 2,4 D	4.799	20133134	0.596	0.596
9) 2,4,5 TP (Silvex)	5.312	30806423	0.140	0.140
10) 2,4,5 -T	5.493	28609129	0.142	0.142
11) 2,4 DB	5.860	11721528	0.655	0.655
12) Dinoseb	6.589	12978146	0.085	0.085

TestAmerica North Canton

CONTINUING CALIBRATION COMPOUNDS

Instrument ID: a2hp1.i Injection Date: 03-APR-2009 14:24
Lab File ID: 008F0801.D Init. Cal. Date(s): 03-APR-2009 03-APR-2009
Analysis Type: Init. Cal. Times: 12:45 14:08
Lab Sample ID: ICV Quant Type: ESTD
Method: \\cansvr11\dd\chem\GCS\a2hp1.i\90403ICA-1.b\HERB.m

COMPOUND	RRF / AMOUNT	RF0.040	CCAL RRF0.040	MIN RRF	%D / %DRIFT	MAX %D / %DRIFT	CURVE TYPE	
1 Dalapon	58143924	55166875	55166875	0.010	5.12014	15.00000	Averaged	
$ 2 DCAA	22279963	20923475	20923475	0.010	6.08837	15.00000	Averaged	
3 Dicamba	103702594	93748575	93748575	0.010	9.59862	15.00000	Averaged	
4 MCPP	113162	103788	103788	0.010	8.28342	15.00000	Averaged	
5 MCPA	8.00000	7.37375	92658	0.010	7.82815	0.000e+000	Quadratic	
6 Dichloroprop	33194031	30625888	30625888	0.010	7.73676	15.00000	Averaged	
7 2,4 D	19939601	18469125	18469125	0.010	7.37465	15.00000	Averaged	
9 2,4,5 TP (Silvex)	219698409	200589900	200589900	0.010	8.69761	15.00000	Averaged	
10 2,4,5 -T	202117070	196015800	196015800	0.010	3.01868	15.00000	Averaged	
11 2,4 DB	6915182	7014413	7014413	0.010	-1.43497	15.00000	Averaged	
12 Dinoseb	70126738	92520583	92520583	0.010	-31.93339	15.00000	Averaged	<-

TestAmerica North Canton

HERBICIDES BY 8151/615

Data file : \\cansvr11\dd\chem\GCS\a2hp1.i\90403ICA-1.b\008F0801.D
Lab Smp Id: ICV
Inj Date : 03-APR-2009 14:24
Operator : 403375 Inst ID: a2hp1.i
Smp Info : ICV,,2
Misc Info :
Comment :
Method : \\cansvr11\dd\chem\GCS\a2hp1.i\90403ICA-1.b\HERB.m
Meth Date : 06-Apr-2009 07:35 lawrencer Quant Type: ESTD
Cal Date : 03-APR-2009 14:08 Cal File: 007F0701.D
Als bottle: 8 Continuing Calibration Sample
Dil Factor: 1.00000
Integrator: Falcon Compound Sublist: 1-corp.sub
Target Version: 4.14
Processing Host: CANPMSV20

	Compounds	RT	EXP RT	DLT RT	RESPONSE	AMOUNTS CAL-AMT (ng)	AMOUNTS ON-COL (ng)
	1 Dalapon	1.108	1.108	0.000	2206675	0.04000	0.03795
$	2 DCAA	4.154	4.154	0.000	1673878	0.08000	0.07513
	3 Dicamba	4.240	4.240	0.000	3749943	0.04000	0.03616
	4 MCPP	4.367	4.367	0.000	830304	8.00000	7.337
	5 MCPA	4.452	4.452	0.000	741264	8.00000	7.374
	6 Dichloroprop	4.666	4.666	0.000	2450071	0.08000	0.07381
	7 2,4 D	4.805	4.805	0.000	1477530	0.08000	0.07410
	9 2,4,5 TP (Silvex)	5.315	5.315	0.000	4011798	0.02000	0.01826
	10 2,4,5 -T	5.500	5.500	0.000	3920316	0.02000	0.01940(M)
	11 2,4 DB	5.870	5.870	0.000	561153	0.08000	0.08115
	12 Dinoseb	6.589	6.589	0.000	1110247	0.01200	0.01583(M)

QC Flag Legend

M - Compound response manually integrated.

Data File: \\cansvr11\dd\chem\GCS\a2hp1.i\90403ICA-1.b\008F0801.D

Date : 03-APR-2009 14:24

Client ID:

Instrument: a2hp1.i

Sample Info: ICV,,2

Operator: 403375

Column phase: pestclpI

Column diameter: 0.53

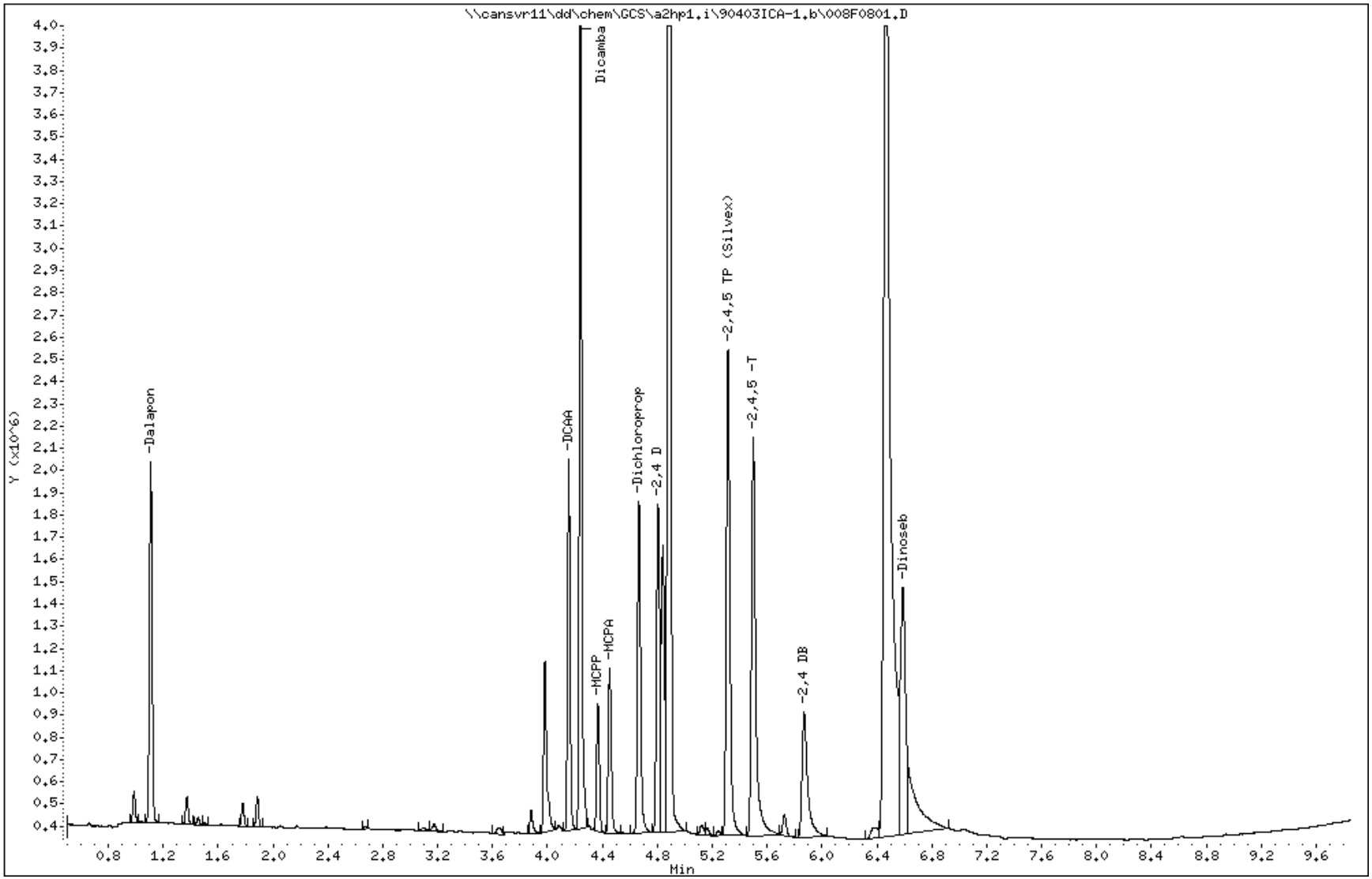

COMPOUNDS and EXP. RT REPORT

Operator: 403375 Date Acquired: 03-APR-2009 14:24
Data File: \\cansvr11\dd\chem\GCS\a2hp1.i\90403ICA-1.b\008F0801.D
Lab Sample ID: ICV
Misc. Info:
Instrument: a2hp1.i
Method: \\cansvr11\dd\chem\GCS\a2hp1.i\90403ICA-1.b\HERB.m
Dilution Factor: 1

	Compound	RT	Area	Amount	Conc
1)	Dalapon	1.109	2206675	0.038	0.038
2)	DCAA	4.155	2110356	0.075	0.075
3)	Dicamba	4.240	4785558	0.036	0.036
4)	MCPP	4.367	830304	7.337	7.337
5)	MCPA	4.453	1184259	7.374	7.374
6)	Dichloroprop	4.666	2450071	0.074	0.074
7)	2,4 D	4.805	2443669	0.074	0.074
9)	2,4,5 TP (Silvex)	5.315	4011798	0.018	0.018
10)	2,4,5 -T	5.500	3920316	0.019	0.019
11)	2,4 DB	5.870	1608086	0.081	0.081
12)	Dinoseb	6.590	3071847	0.016	0.016

Data File Name: 008F0801.D
Inj. Date and Time: 03-APR-2009 14:24
Instrument ID: a2hp1.i
Client ID:
Compound Name: 2,4,5 -T
CAS #: 93-76-5
Report Date: 04/06/2009

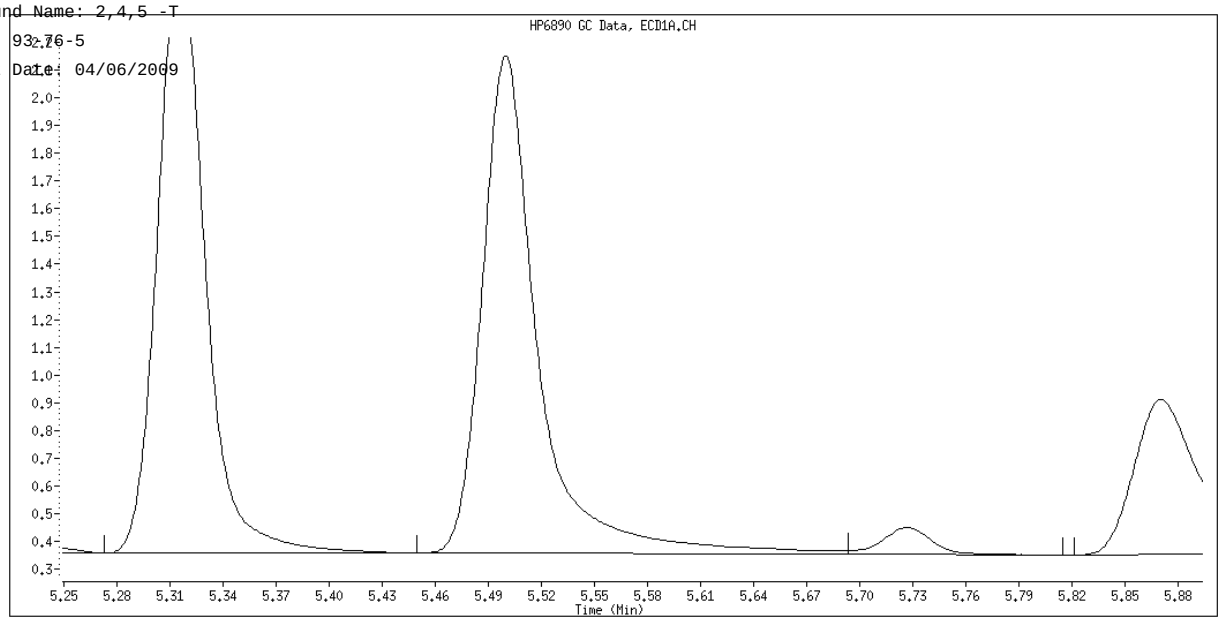

Original Integration

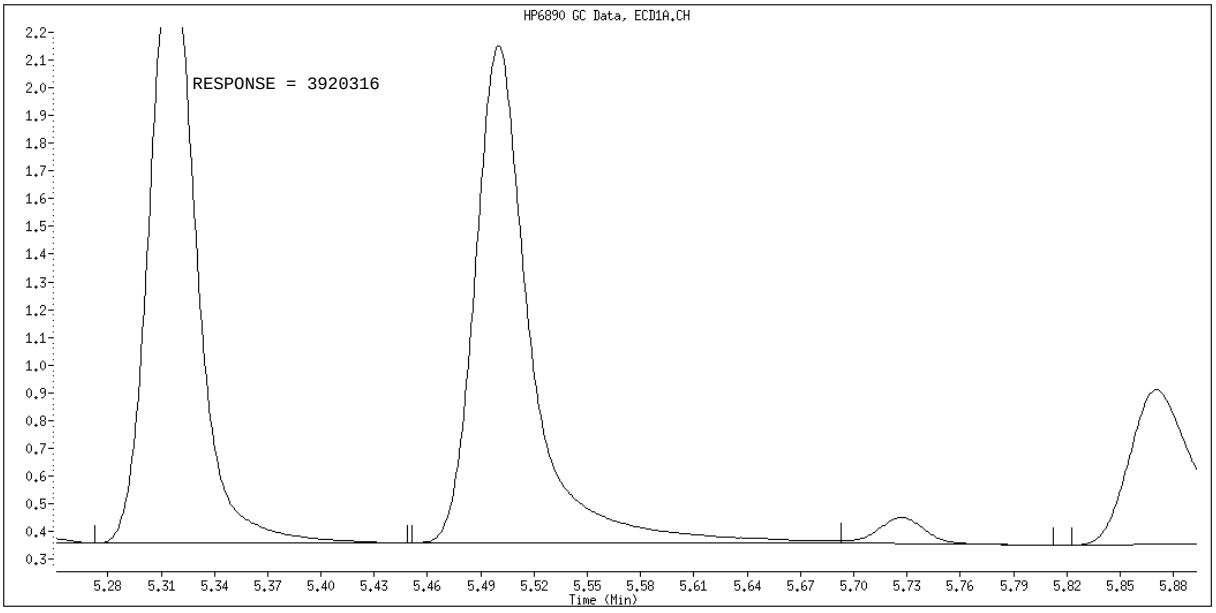

Manual Integration

Manually Integrated By: lawrencer
Manual Integration Reason: Baseline Event

Data File Name: 008F0801.D
Inj. Date and Time: 03-APR-2009 14:24
Instrument ID: a2hp1.i
Client ID:
Compound Name: Dinoseb
CAS #: 88-85-7
Report Date: 04/06/2009

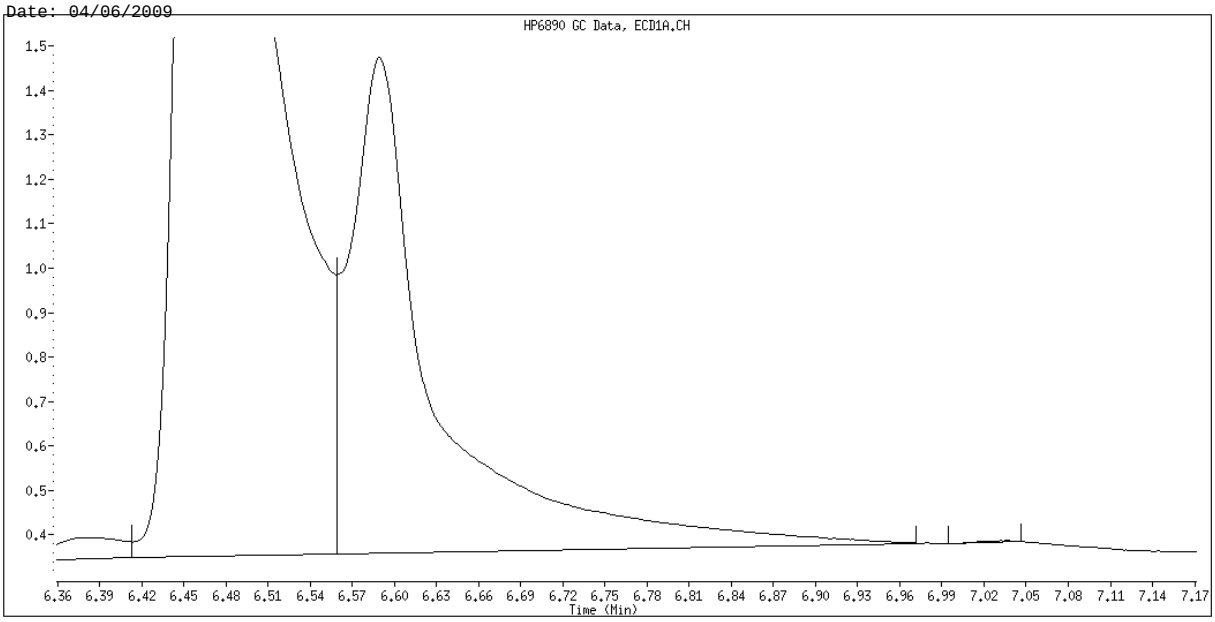

Original Integration

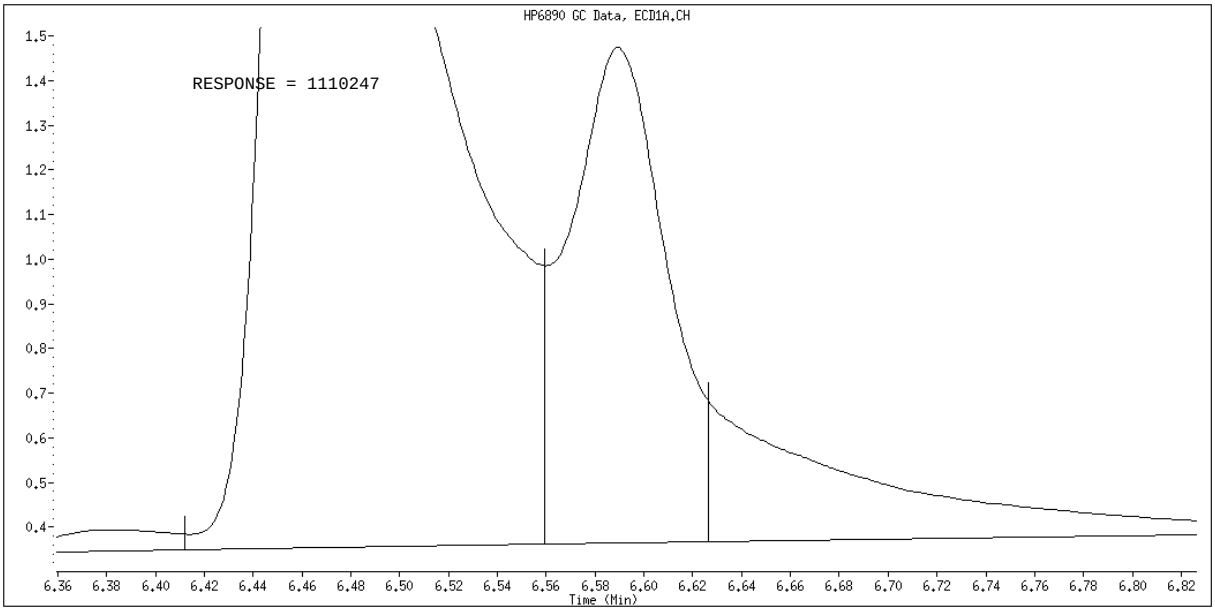

Manual Integration

Manually Integrated By: lawrencer
Manual Integration Reason: Split Peak

TestAmerica North Canton

HERBICIDES BY 8151/615

Data file : \\cansvr11\dd\chem\GCS\a2hp1.i\90403ICA-1.b\90403ICA-1.b\002F0201.D
Lab Smp Id: HERB1
Inj Date : 03-APR-2009 12:45
Operator : 403375 Inst ID: a2hp1.i
Smp Info : HERB1,,1,1
Misc Info :
Comment :
Method : \\cansvr11\dd\chem\GCS\a2hp1.i\90403ICA-1.b\HERB.m\HERBR.m
Meth Date : 06-Apr-2009 07:30 lawrencer Quant Type: ESTD
Cal Date : 03-APR-2009 12:45 Cal File: 002F0201.D
Als bottle: 2 Calibration Sample, Level: 1
Dil Factor: 1.00000
Integrator: Falcon Compound Sublist: 1-corp.sub
Target Version: 4.14
Processing Host: CANPMSV20

	Compounds	RT	EXP RT	DLT RT	RESPONSE	AMOUNTS CAL-AMT (ng)	AMOUNTS ON-COL (ng)
	1 Dalapon	1.148	1.148	0.000	331917	0.01000	0.010000
$	2 DCAA	4.404	4.404	0.000	410023	0.02000	0.020000
	3 Dicamba	4.498	4.498	0.000	829897	0.01000	0.010000
	4 MCPP	4.586	4.586	0.000	79828	2.00000	2.0000
	5 MCPA	4.728	4.728	0.000	134092	2.00000	2.0000
	6 Dichloroprop	4.942	4.942	0.000	588118	0.02000	0.020000
	7 2,4 D	5.145	5.145	0.000	314834	0.02000	0.020000
	9 2,4,5 TP (Silvex)	5.685	5.685	0.000	431476	0.00500	0.0050000
	10 2,4,5 -T	5.960	5.960	0.000	709155	0.00500	0.0050000
	11 2,4 DB	6.346	6.346	0.000	302409	0.02000	0.020000
	12 Dinoseb	6.551	6.551	0.000	303842	0.00300	0.0030000

Data File: \\cansvr11\dd\chem\GCS\a2hp1.i\90403ICA-1.b\90403ICA-1.b\002F0201.D

Date : 03-APR-2009 12:45

Client ID:

Instrument: a2hp1.i

Sample Info: HERB1,,1,1

Operator: 403375

Column phase: clpII

Column diameter: 0.53

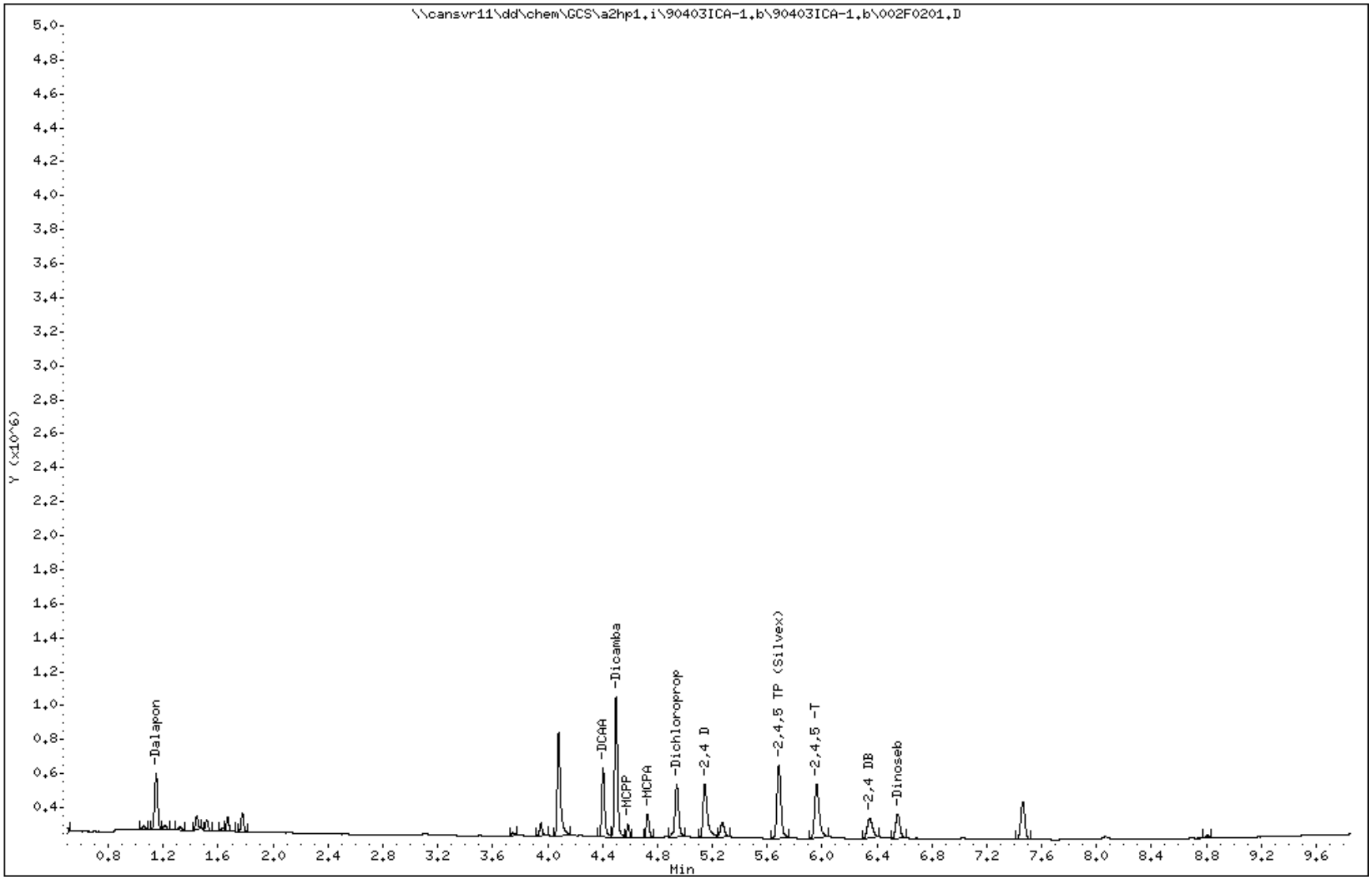

COMPOUNDS and EXP. RT REPORT

Operator: 403375 Date Acquired: 03-APR-2009 12:45
Data File: //cansvr11/dd/chem/GCS/a2hp1.i/90403ICA-1.b/90403ICA-1.b/002F0201.D
Lab Sample ID: HERB1
Misc. Info:
Instrument: a2hp1.i
Method: \\cansvr11\dd\chem\GCS\a2hp1.i\90403ICA-1.b\HERB.m\HERBR.m
Dilution Factor: 1

Compound	RT	Area	Amount	Conc
1) Dalapon	1.148	496114	0.010	0.010
2) DCAA	4.405	615317	0.020	0.020
3) Dicamba	4.499	1244195	0.010	0.010
4) MCPP	4.586	99730	2.000	2.000
5) MCPA	4.729	199210	2.000	2.000
6) Dichloroprop	4.942	588118	0.020	0.020
7) 2,4 D	5.146	702167	0.020	0.020
9) 2,4,5 TP (Silvex)	5.686	869105	0.005	0.005
10) 2,4,5 -T	5.961	709155	0.005	0.005
11) 2,4 DB	6.346	302409	0.020	0.020
12) Dinoseb	6.551	303842	0.003	0.003

TestAmerica North Canton

HERBICIDES BY 8151/615

Data file : \\cansvr11\dd\chem\GCS\a2hp1.i\90403ICA-1.b\90403ICA-1.b\003F0301.D
Lab Smp Id: HERB2
Inj Date : 03-APR-2009 13:02
Operator : 403375 Inst ID: a2hp1.i
Smp Info : HERB2,,1,2
Misc Info :
Comment :
Method : \\cansvr11\dd\chem\GCS\a2hp1.i\90403ICA-1.b\HERB.m\HERBR.m
Meth Date : 06-Apr-2009 07:30 lawrencer Quant Type: ESTD
Cal Date : 03-APR-2009 13:02 Cal File: 003F0301.D
Als bottle: 3 Calibration Sample, Level: 2
Dil Factor: 1.00000
Integrator: Falcon Compound Sublist: 1-corp.sub
Target Version: 4.14
Processing Host: CANPMSV20

	Compounds	RT	EXP RT	DLT RT	RESPONSE	AMOUNTS CAL-AMT (ng)	AMOUNTS ON-COL (ng)
	1 Dalapon	1.146	1.146	0.000	661889	0.02000	0.019971
$	2 DCAA	4.402	4.402	0.000	810537	0.04000	0.039767
	3 Dicamba	4.497	4.497	0.000	1720387	0.02000	0.020358
	4 MCPP	4.585	4.585	0.000	187908	4.00000	4.3251
	5 MCPA	4.727	4.727	0.000	281104	4.00000	4.0941
	6 Dichloroprop	4.940	4.940	0.000	1210861	0.04000	0.040580
	7 2,4 D	5.144	5.144	0.000	673831	0.04000	0.041355
	9 2,4,5 TP (Silvex)	5.686	5.686	0.000	924792	0.01000	0.010346
	10 2,4,5 -T	5.961	5.961	0.000	1613107	0.01000	0.010642
	11 2,4 DB	6.346	6.346	0.000	704258	0.04000	0.043038
	12 Dinoseb	6.552	6.552	0.000	684966	0.00600	0.0063587

Data File: \\cansvr11\dd\chem\GCS\a2hp1.i\90403ICA-1.b\90403ICA-1.b\003F0301.D

Date : 03-APR-2009 13:02

Client ID:

Instrument: a2hp1.i

Sample Info: HERB2,,1,2

Operator: 403375

Column phase: clpII

Column diameter: 0.53

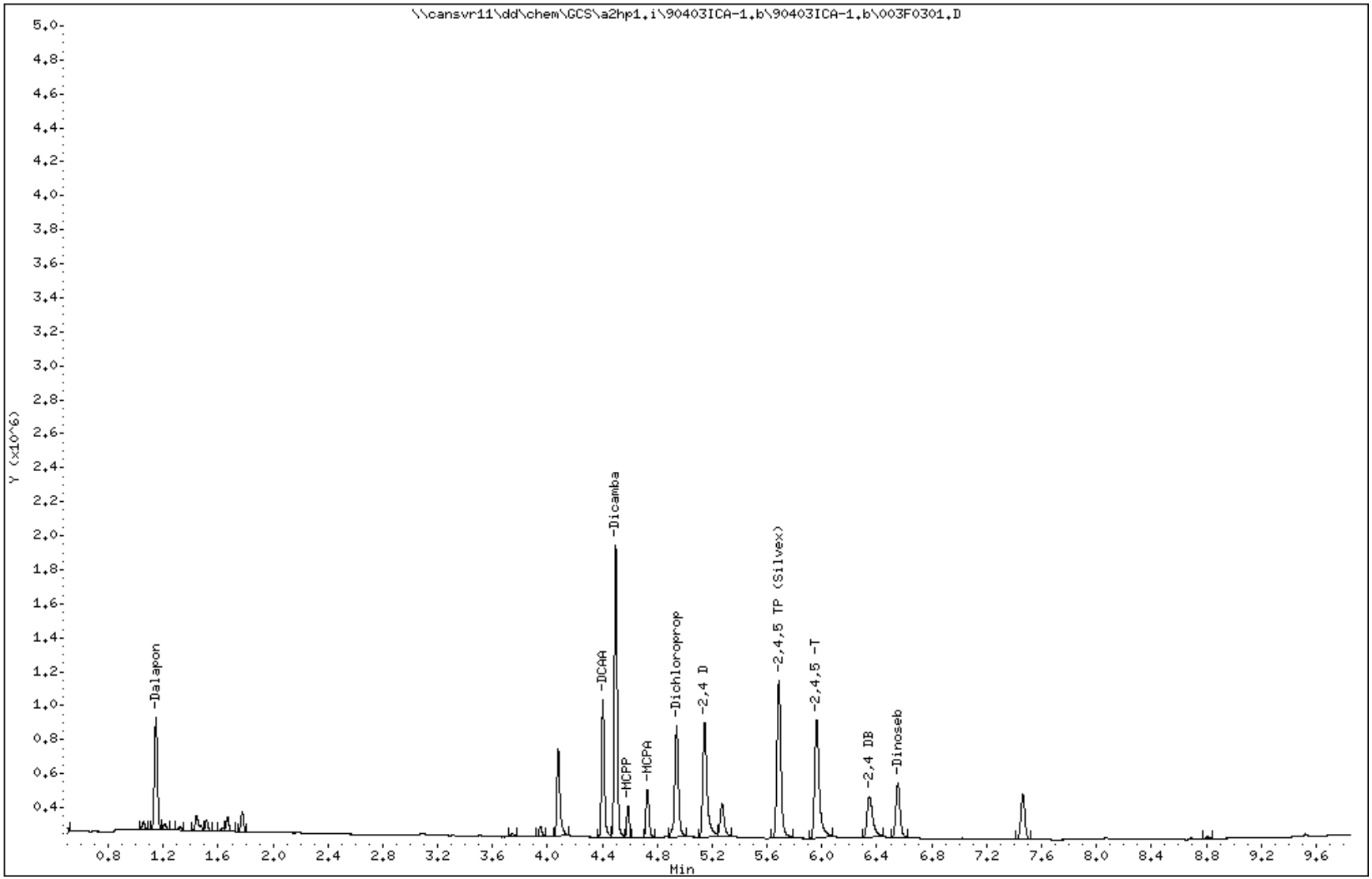

COMPOUNDS and EXP. RT REPORT

Operator: 403375 Date Acquired: 03-APR-2009 13:02
Data File: //cansvr11/dd/chem/GCS/a2hp1.i/90403ICA-1.b/90403ICA-1.b/003F0301.D
Lab Sample ID: HERB2
Misc. Info:
Instrument: a2hp1.i
Method: \\cansvr11\dd\chem\GCS\a2hp1.i\90403ICA-1.b\HERB.m\HERBR.m
Dilution Factor: 1

Compound	RT	Area	Amount	Conc
1) Dalapon	1.146	989692	0.020	0.020
2) DCAA	4.403	1192947	0.040	0.040
3) Dicamba	4.497	2495618	0.020	0.020
4) MCPP	4.585	253413	4.325	4.325
5) MCPA	4.728	433288	4.094	4.094
6) Dichloroprop	4.940	1210861	0.041	0.041
7) 2,4 D	5.145	1455022	0.041	0.041
9) 2,4,5 TP (Silvex)	5.686	1878988	0.010	0.010
10) 2,4,5 -T	5.961	1613107	0.011	0.011
11) 2,4 DB	6.346	704258	0.043	0.043
12) Dinoseb	6.553	684966	0.006	0.006

TestAmerica North Canton

HERBICIDES BY 8151/615

Data file : \\cansvr11\dd\chem\GCS\a2hp1.i\90403ICA-1.b\90403ICA-1.b\004F0401.D
Lab Smp Id: HERB3
Inj Date : 03-APR-2009 13:19
Operator : 403375 Inst ID: a2hp1.i
Smp Info : HERB3,,1,3
Misc Info :
Comment :
Method : \\cansvr11\dd\chem\GCS\a2hp1.i\90403ICA-1.b\HERB.m\HERBR.m
Meth Date : 06-Apr-2009 07:30 lawrencer Quant Type: ESTD
Cal Date : 03-APR-2009 13:19 Cal File: 004F0401.D
Als bottle: 4 Calibration Sample, Level: 3
Dil Factor: 1.00000
Integrator: Falcon Compound Sublist: 1-corp.sub
Target Version: 4.14
Processing Host: CANPMSV20

						AMOUNTS	
						CAL-AMT	ON-COL
	Compounds	RT	EXP RT	DLT RT	RESPONSE	(ng)	(ng)
	1 Dalapon	1.146	1.146	0.000	1262660	0.04000	0.038711
$	2 DCAA	4.400	4.400	0.000	1482338	0.08000	0.075000
	3 Dicamba	4.495	4.495	0.000	3221703	0.04000	0.038730
	4 MCPP	4.583	4.583	0.000	373529	8.00000	8.3887
	5 MCPA	4.726	4.726	0.000	530763	8.00000	7.8181
	6 Dichloroprop	4.938	4.938	0.000	2266211	0.08000	0.077253
	7 2,4 D	5.141	5.141	0.000	1328235	0.08000	0.081006
	9 2,4,5 TP (Silvex)	5.684	5.684	0.000	1857123	0.02000	0.020511
	10 2,4,5 -T	5.958	5.958	0.000	3254632	0.02000	0.020958
	11 2,4 DB	6.340	6.340	0.000	1478041	0.08000	0.086600
	12 Dinoseb	6.551	6.551	0.000	1393325	0.01200	0.012607

Data File: \\cansvr11\dd\chem\GCS\a2hp1.i\90403ICA-1.b\90403ICA-1.b\004F0401.D

Date : 03-APR-2009 13:19

Client ID:

Instrument: a2hp1.i

Sample Info: HERB3,,1,3

Operator: 403375

Column phase: clpII

Column diameter: 0.53

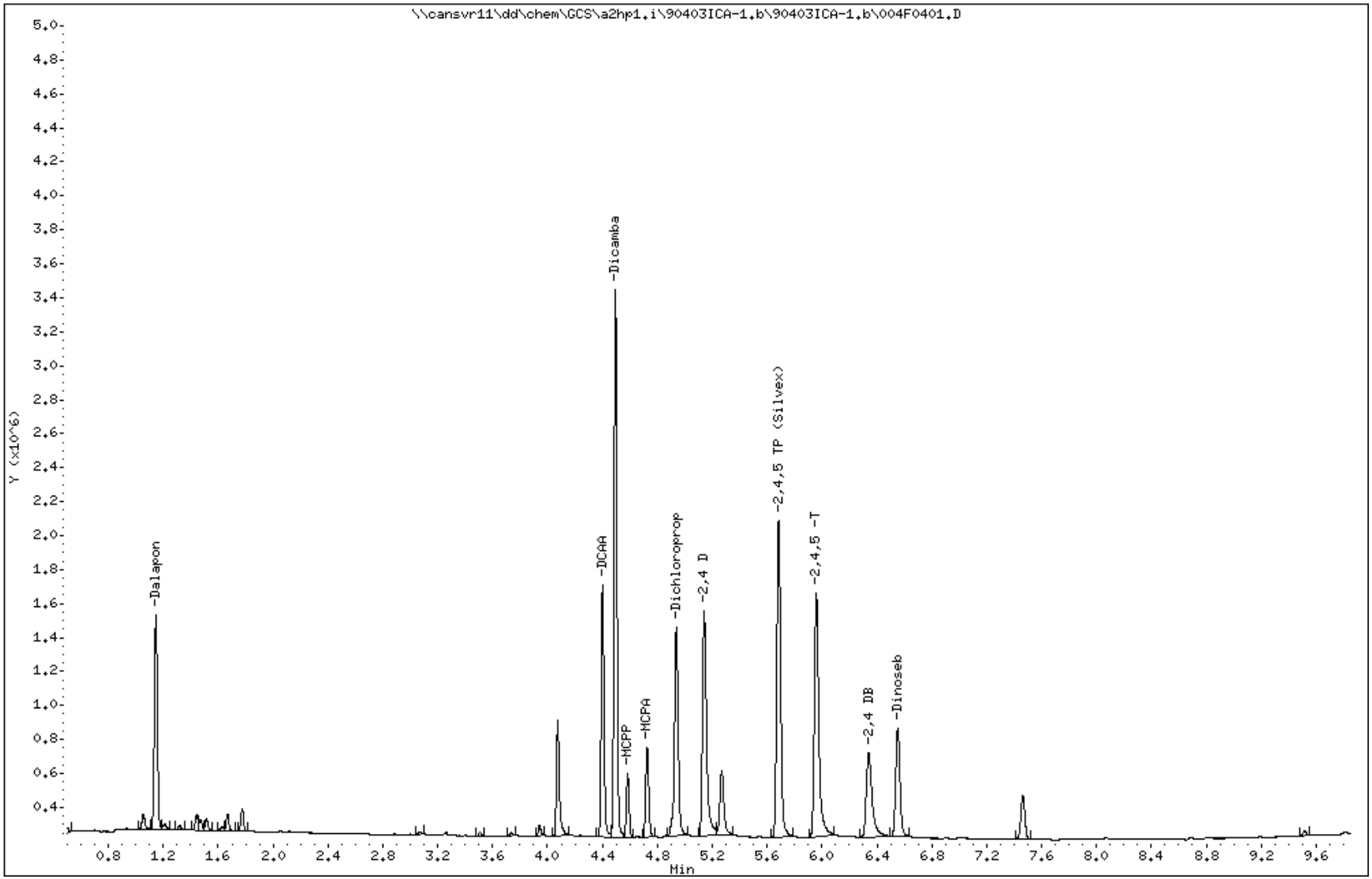

COMPOUNDS and EXP. RT REPORT

Operator: 403375 Date Acquired: 03-APR-2009 13:19
Data File: //cansvr11/dd/chem/GCS/a2hp1.i/90403ICA-1.b/90403ICA-1.b/004F0401.D
Lab Sample ID: HERB3
Misc. Info:
Instrument: a2hp1.i
Method: \\cansvr11\dd\chem\GCS\a2hp1.i\90403ICA-1.b\HERB.m\HERBR.m
Dilution Factor: 1

Compound	RT	Area	Amount	Conc
1) Dalapon	1.146	1904221	0.039	0.039
2) DCAA	4.400	2141906	0.075	0.075
3) Dicamba	4.495	4671967	0.039	0.039
4) MCPP	4.584	526167	8.389	8.389
5) MCPA	4.726	825370	7.818	7.818
6) Dichloroprop	4.939	2266211	0.077	0.077
7) 2,4 D	5.142	2752450	0.081	0.081
9) 2,4,5 TP (Silvex)	5.684	3692440	0.021	0.021
10) 2,4,5 -T	5.959	3254632	0.021	0.021
11) 2,4 DB	6.340	1478041	0.087	0.087
12) Dinoseb	6.552	1393325	0.013	0.013

TestAmerica North Canton

HERBICIDES BY 8151/615

Data file : \\cansvr11\dd\chem\GCS\a2hp1.i\90403ICA-1.b\90403ICA-1.b\005F0501.D
Lab Smp Id: HERB4
Inj Date : 03-APR-2009 13:35
Operator : 403375 Inst ID: a2hp1.i
Smp Info : HERB4,,1,4
Misc Info :
Comment :
Method : \\cansvr11\dd\chem\GCS\a2hp1.i\90403ICA-1.b\HERB.m\HERBR.m
Meth Date : 06-Apr-2009 07:30 lawrencer Quant Type: ESTD
Cal Date : 03-APR-2009 13:35 Cal File: 005F0501.D
Als bottle: 5 Calibration Sample, Level: 4
Dil Factor: 1.00000
Integrator: Falcon Compound Sublist: 1-corp.sub
Target Version: 4.14
Processing Host: CANPMSV20

	Compounds	RT	EXP RT	DLT RT	RESPONSE	AMOUNTS CAL-AMT (ng)	AMOUNTS ON-COL (ng)
	1 Dalapon	1.145	1.145	0.000	2363444	0.08000	0.074208
$	2 DCAA	4.398	4.398	0.000	2619799	0.16000	0.13849
	3 Dicamba	4.493	4.493	0.000	5741066	0.08000	0.071470
	4 MCPP	4.582	4.582	0.000	721090	16.0000	16.145
	5 MCPA	4.724	4.724	0.000	990856	16.0000	14.923
	6 Dichloroprop	4.937	4.937	0.000	4165181	0.16000	0.14610
	7 2,4 D	5.139	5.139	0.000	2511215	0.16000	0.15481
	9 2,4,5 TP (Silvex)	5.683	5.683	0.000	3512297	0.04000	0.039086
	10 2,4,5 -T	5.956	5.956	0.000	6372065	0.04000	0.040770
	11 2,4 DB	6.335	6.335	0.000	2800874	0.16000	0.16306
	12 Dinoseb	6.551	6.551	0.000	2749630	0.02400	0.024654

Data File: \\cansvr11\dd\chem\GCS\a2hp1.i\90403ICA-1.b\90403ICA-1.b\005F0501.D

Date : 03-APR-2009 13:35

Client ID:

Instrument: a2hp1.i

Sample Info: HERB4,,1,4

Operator: 403375

Column phase: clpII

Column diameter: 0.53

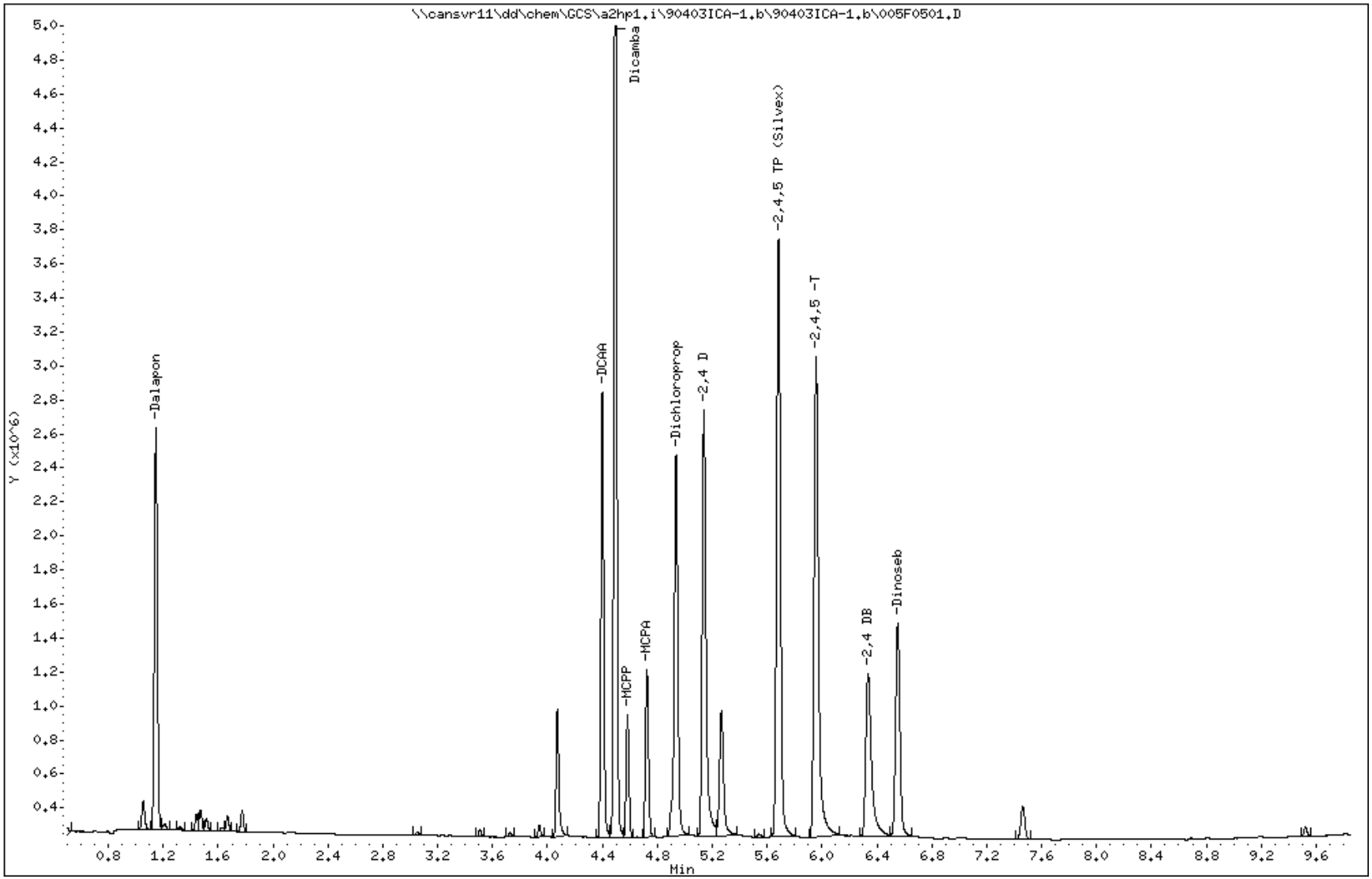

COMPOUNDS and EXP. RT REPORT

Operator: 403375 Date Acquired: 03-APR-2009 13:35
Data File: //cansvr11/dd/chem/GCS/a2hp1.i/90403ICA-1.b/90403ICA-1.b/005F0501.D
Lab Sample ID: HERB4
Misc. Info:
Instrument: a2hp1.i
Method: \\cansvr11\dd\chem\GCS\a2hp1.i\90403ICA-1.b\HERB.m\HERBR.m
Dilution Factor: 1

	Compound	RT	Area	Amount	Conc
1)	Dalapon	1.146	3557383	0.074	0.074
2)	DCAA	4.398	3754129	0.138	0.138
3)	Dicamba	4.493	8395379	0.071	0.071
4)	MCPP	4.583	1028973	16.145	16.145
5)	MCPA	4.724	1524854	14.923	14.923
6)	Dichloroprop	4.938	4165181	0.146	0.146
7)	2,4 D	5.139	4995296	0.155	0.155
9)	2,4,5 TP (Silvex)	5.683	7004231	0.039	0.039
10)	2,4,5 -T	5.957	6372065	0.041	0.041
11)	2,4 DB	6.336	2800874	0.163	0.163
12)	Dinoseb	6.552	2749630	0.025	0.025

TestAmerica North Canton

HERBICIDES BY 8151/615

Data file : \\cansvr11\dd\chem\GCS\a2hp1.i\90403ICA-1.b\90403ICA-1.b\006F0601.D
Lab Smp Id: HERB5
Inj Date : 03-APR-2009 13:52
Operator : 403375 Inst ID: a2hp1.i
Smp Info : HERB5,,1,5
Misc Info :
Comment :
Method : \\cansvr11\dd\chem\GCS\a2hp1.i\90403ICA-1.b\HERB.m\HERBR.m
Meth Date : 06-Apr-2009 07:30 lawrencer Quant Type: ESTD
Cal Date : 03-APR-2009 13:52 Cal File: 006F0601.D
Als bottle: 6 Calibration Sample, Level: 5
Dil Factor: 1.00000
Integrator: Falcon Compound Sublist: 1-corp.sub
Target Version: 4.14
Processing Host: CANPMSV20

						AMOUNTS	
						CAL-AMT	ON-COL
	Compounds	RT	EXP RT	DLT RT	RESPONSE	(ng)	(ng)
	1 Dalapon	1.145	1.145	0.000	4533173	0.16000	0.14555
$	2 DCAA	4.397	4.397	0.000	5220811	0.32000	0.28379
	3 Dicamba	4.492	4.492	0.000	11296059	0.16000	0.14411
	4 MCPP	4.581	4.581	0.000	1525666	32.0000	33.705
	5 MCPA	4.723	4.723	0.000	2038593	32.0000	30.953
	6 Dichloroprop	4.935	4.935	0.000	8217135	0.32000	0.29406
	7 2,4 D	5.137	5.137	0.000	5104491	0.32000	0.31573
	9 2,4,5 TP (Silvex)	5.681	5.681	0.000	7005164	0.08000	0.078357
	10 2,4,5 -T	5.955	5.955	0.000	12549504	0.08000	0.080235
	11 2,4 DB	6.332	6.332	0.000	5387346	0.32000	0.31489
	12 Dinoseb	6.550	6.550	0.000	5548148	0.04800	0.049386

Data File: \\cansvr11\dd\chem\GCS\a2hp1.i\90403ICA-1.b\90403ICA-1.b\006F0601.D

Date : 03-APR-2009 13:52

Client ID:

Instrument: a2hp1.i

Sample Info: HERB5,,1,5

Operator: 403375

Column phase: clpII

Column diameter: 0.53

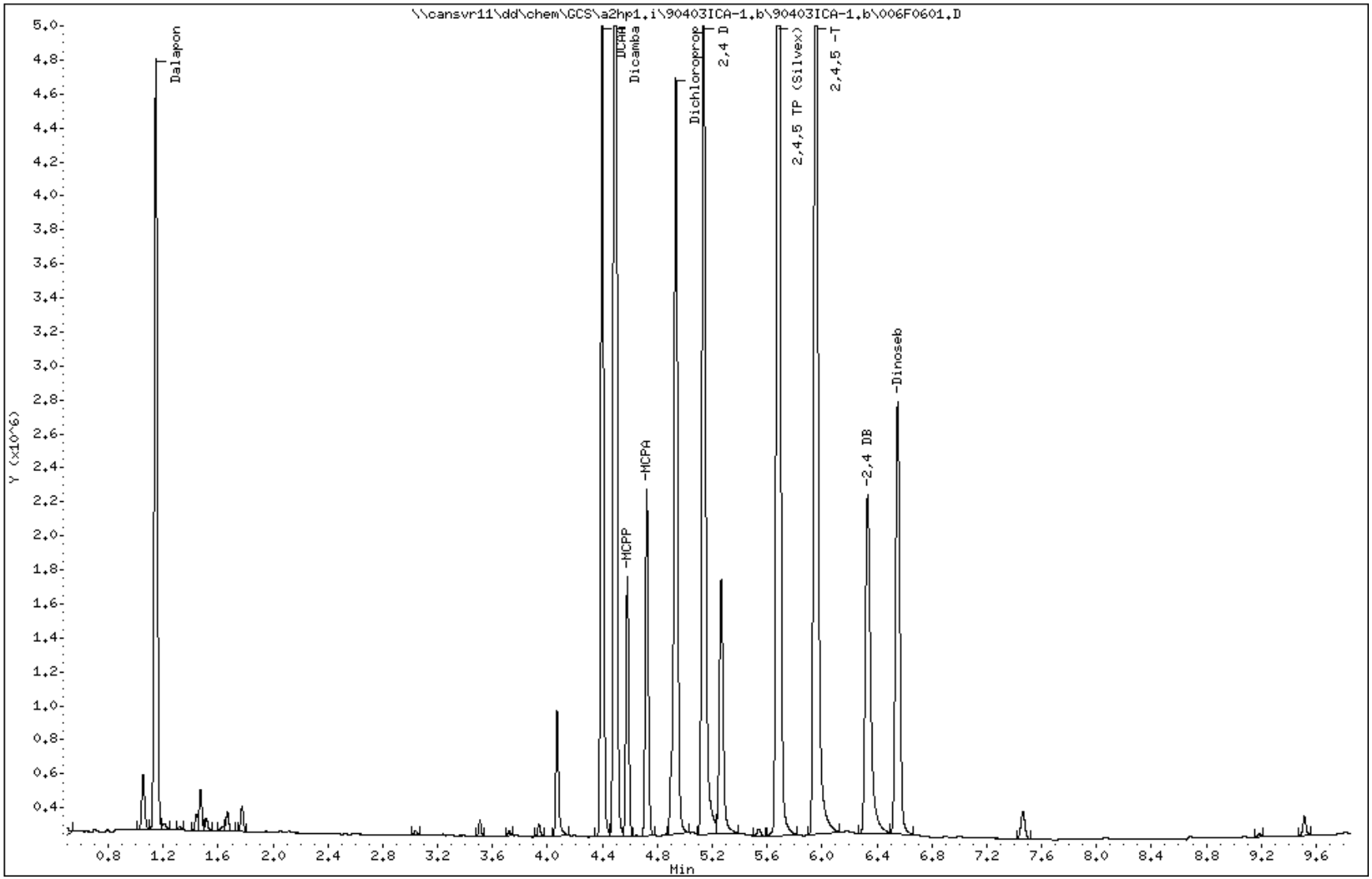

COMPOUNDS and EXP. RT REPORT

Operator: 403375 Date Acquired: 03-APR-2009 13:52
Data File: //cansvr11/dd/chem/GCS/a2hp1.i/90403ICA-1.b/90403ICA-1.b/006F0601.D
Lab Sample ID: HERB5
Misc. Info:
Instrument: a2hp1.i
Method: \\cansvr11\dd\chem\GCS\a2hp1.i\90403ICA-1.b\HERB.m\HERBR.m
Dilution Factor: 1

Compound	RT	Area	Amount	Conc
1) Dalapon	1.145	6832657	0.146	0.146
2) DCAA	4.398	7284989	0.284	0.284
3) Dicamba	4.493	16448970	0.144	0.144
4) MCPP	4.582	2195977	33.705	33.705
5) MCPA	4.723	3087857	30.953	30.953
6) Dichloroprop	4.936	8217135	0.294	0.294
7) 2,4 D	5.138	9666648	0.316	0.316
9) 2,4,5 TP (Silvex)	5.682	13947253	0.078	0.078
10) 2,4,5 -T	5.955	12549504	0.080	0.080
11) 2,4 DB	6.333	5387346	0.315	0.315
12) Dinoseb	6.551	5548148	0.049	0.049

TestAmerica North Canton

HERBICIDES BY 8151/615

Data file : \\cansvr11\dd\chem\GCS\a2hp1.i\90403ICA-1.b\90403ICA-1.b\007F0701.D
Lab Smp Id: HERB6
Inj Date : 03-APR-2009 14:08
Operator : 403375 Inst ID: a2hp1.i
Smp Info : HERB6,,1,6
Misc Info :
Comment :
Method : \\cansvr11\dd\chem\GCS\a2hp1.i\90403ICA-1.b\HERB.m\HERBR.m
Meth Date : 06-Apr-2009 07:30 lawrencer Quant Type: ESTD
Cal Date : 03-APR-2009 14:08 Cal File: 007F0701.D
Als bottle: 7 Calibration Sample, Level: 6
Dil Factor: 1.00000
Integrator: Falcon Compound Sublist: 1-corp.sub
Target Version: 4.14
Processing Host: CANPMSV20

	Compounds	RT	EXP RT	DLT RT	RESPONSE	AMOUNTS CAL-AMT (ng)	AMOUNTS ON-COL (ng)
	1 Dalapon	1.144	1.144	0.000	8248354	0.32000	0.27267
$	2 DCAA	4.397	4.397	0.000	9242139	0.64000	0.52106
	3 Dicamba	4.492	4.492	0.000	19890543	0.32000	0.26283
	4 MCPP	4.581	4.581	0.000	2803551	64.0000	62.270
	5 MCPA	4.722	4.722	0.000	3715702	64.0000	57.554
	6 Dichloroprop	4.933	4.933	0.000	14317799	0.64000	0.53000
	7 2,4 D	5.136	5.136	0.000	9237131	0.64000	0.58174
	9 2,4,5 TP (Silvex)	5.681	5.681	0.000	12220536	0.16000	0.14010
	10 2,4,5 -T	5.952	5.952	0.000	21883292	0.16000	0.14290
	11 2,4 DB	6.328	6.328	0.000	9451701	0.64000	0.56534
	12 Dinoseb	6.549	6.549	0.000	9805030	0.09600	0.088621

Data File: \\cansvr11\dd\chem\GCS\a2hp1.i\90403ICA-1.b\90403ICA-1.b\007F0701.D

Date : 03-APR-2009 14:08

Client ID:

Instrument: a2hp1.i

Sample Info: HERB6,,1,6

Operator: 403375

Column phase: clpII

Column diameter: 0.53

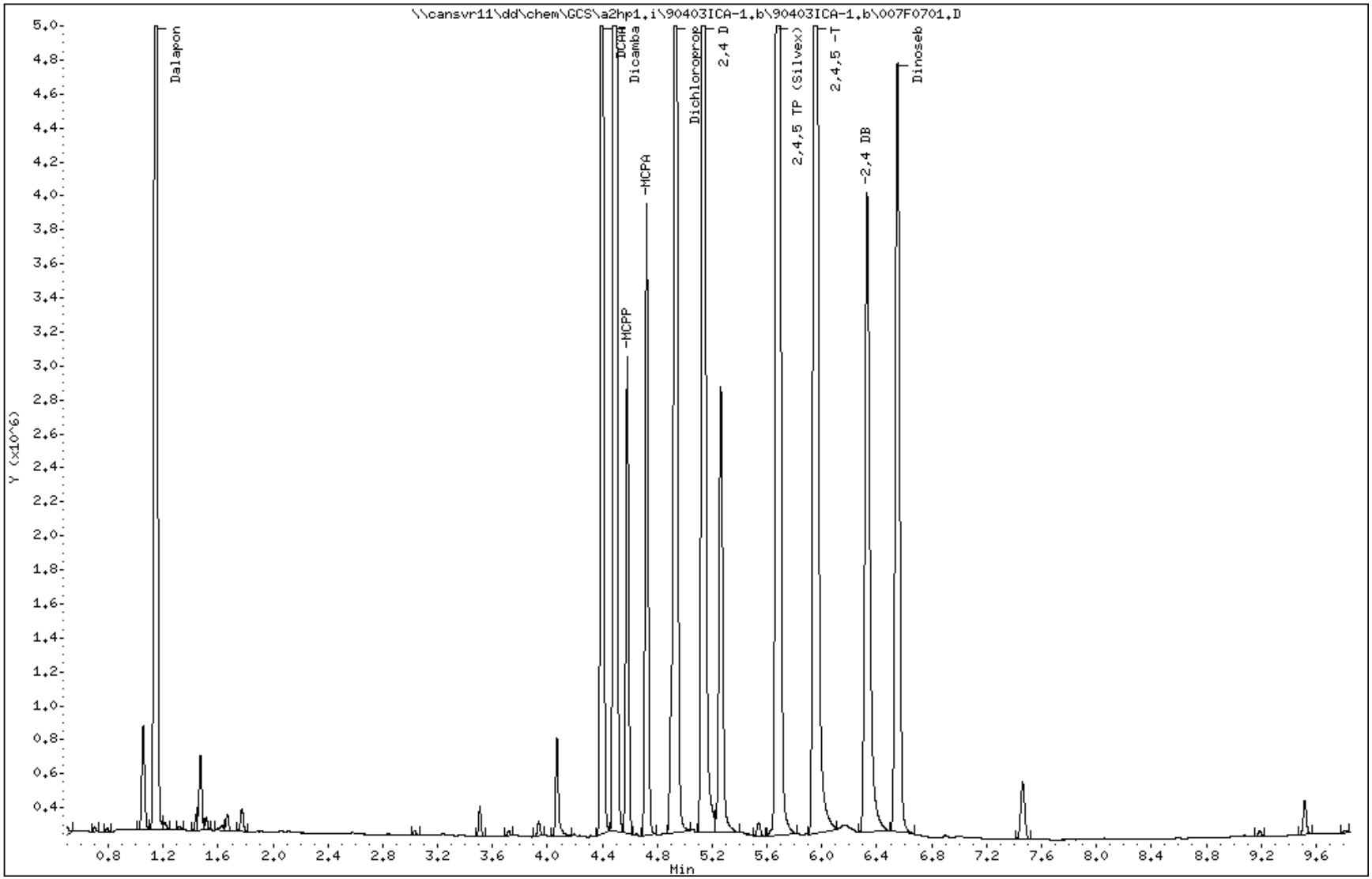

COMPOUNDS and EXP. RT REPORT

Operator: 403375 Date Acquired: 03-APR-2009 14:08
Data File: //cansvr11/dd/chem/GCS/a2hp1.i/90403ICA-1.b/90403ICA-1.b/007F0701.D
Lab Sample ID: HERB6
Misc. Info:
Instrument: a2hp1.i
Method: \\cansvr11\dd\chem\GCS\a2hp1.i\90403ICA-1.b\HERB.m\HERBR.m
Dilution Factor: 1

Compound	RT	Area	Amount	Conc
1) Dalapon	1.145	12479548	0.273	0.273
2) DCAA	4.397	12530249	0.521	0.521
3) Dicamba	4.492	28307575	0.263	0.263
4) MCPP	4.581	3971598	62.271	62.271
5) MCPA	4.723	5502532	57.554	57.554
6) Dichloroprop	4.934	14317799	0.530	0.530
7) 2,4 D	5.136	16679171	0.582	0.582
9) 2,4,5 TP (Silvex)	5.681	24289953	0.140	0.140
10) 2,4,5 -T	5.953	21883292	0.143	0.143
11) 2,4 DB	6.329	9451701	0.565	0.565
12) Dinoseb	6.550	9805030	0.089	0.089

TestAmerica North Canton

CONTINUING CALIBRATION COMPOUNDS

Instrument ID: a2hp1.i Injection Date: 03-APR-2009 14:24
Lab File ID: 008F0801.D Init. Cal. Date(s): 03-APR-2009 03-APR-2009
Analysis Type: Init. Cal. Times: 12:45 14:08
Lab Sample ID: ICV Quant Type: ESTD
Method: \\cansvr11\dd\chem\GCS\a2hp1.i\90403ICA-1.b\HERB.m\HERBR.m

COMPOUND	RRF / AMOUNT	RF0.040	MIN RRF	%D / %DRIFT	MAX %D / %DRIFT	CURVE TYPE	
1 Dalapon	30250690	28772300	0.010	4.88713	15.00000	Averaged	
$ 2 DCAA	17737237	16627325	0.010	6.25752	15.00000	Averaged	
3 Dicamba	75678878	69715425	0.010	7.87994	15.00000	Averaged	
4 MCPP	45022	39863	0.010	11.46021	15.00000	Averaged	
5 MCPA	64560	58704	0.010	9.07135	15.00000	Averaged	
6 Dichloroprop	27014592	25287113	0.010	6.39462	15.00000	Averaged	
7 2,4 D	15878343	24200050	0.010	-52.40917	15.00000	Averaged	<-
9 2,4,5 TP (Silvex)	87230146	82620100	0.010	5.28492	15.00000	Averaged	
10 2,4,5 -T	153135717	147886700	0.010	3.42769	15.00000	Averaged	
11 2,4 DB	16718602	16335163	0.010	2.29349	15.00000	Averaged	
12 Dinoseb	110640358	102077583	0.010	7.73929	15.00000	Averaged	

TestAmerica North Canton

HERBICIDES BY 8151/615

Data file : \\cansvr11\dd\chem\GCS\a2hp1.i\90403ICA-1.b\90403ICA-1.b\008F0801.D
Lab Smp Id: ICV
Inj Date : 03-APR-2009 14:24
Operator : 403375 Inst ID: a2hp1.i
Smp Info : ICV,,2
Misc Info :
Comment :
Method : \\cansvr11\dd\chem\GCS\a2hp1.i\90403ICA-1.b\HERB.m\HERBR.m
Meth Date : 06-Apr-2009 07:41 lawrencer Quant Type: ESTD
Cal Date : 03-APR-2009 14:08 Cal File: 007F0701.D
Als bottle: 8 Continuing Calibration Sample
Dil Factor: 1.00000
Integrator: Falcon Compound Sublist: 1-corp.sub
Target Version: 4.14
Processing Host: CANPMSV20

	Compounds	RT	EXP RT	DLT RT	RESPONSE	AMOUNTS CAL-AMT (ng)	AMOUNTS ON-COL (ng)
	1 Dalapon	1.146	1.146	0.000	1150892	0.04000	0.038045
$	2 DCAA	4.399	4.399	0.000	1330186	0.08000	0.074994
	3 Dicamba	4.494	4.494	0.000	2788617	0.04000	0.036848
	4 MCPP	4.583	4.583	0.000	318900	8.00000	7.0832
	5 MCPA	4.725	4.725	0.000	469628	8.00000	7.2743
	6 Dichloroprop	4.937	4.937	0.000	2022969	0.08000	0.074884
	7 2,4 D	5.141	5.141	0.000	1936004	0.08000	0.12193
	9 2,4,5 TP (Silvex)	5.682	5.682	0.000	1652402	0.02000	0.018943
	10 2,4,5 -T	5.957	5.957	0.000	2957734	0.02000	0.019314
	11 2,4 DB	6.336	6.336	0.000	1306813	0.08000	0.078165
	12 Dinoseb	6.551	6.551	0.000	1224931	0.01200	0.011071

Data File: \\cansvr11\dd\chem\GCS\a2hp1.i\90403ICA-1.b\90403ICA-1.b\008F0801.D

Date : 03-APR-2009 14:24

Client ID:

Instrument: a2hp1.i

Sample Info: ICV,,2

Operator: 403375

Column phase: clpII

Column diameter: 0.53

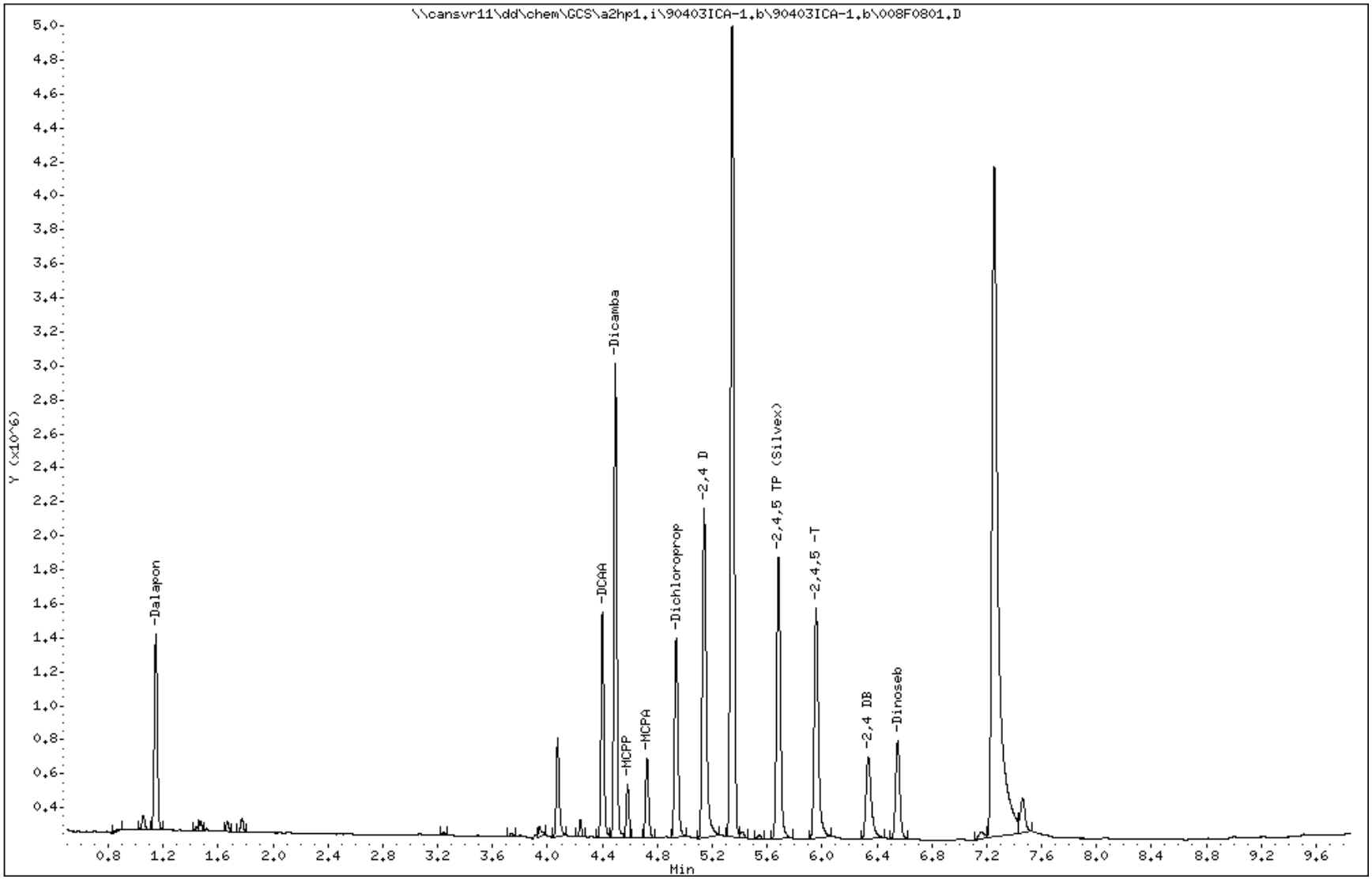

COMPOUNDS and EXP. RT REPORT

Operator: 403375 Date Acquired: 03-APR-2009 14:24
Data File: //cansvr11/dd/chem/GCS/a2hp1.i/90403ICA-1.b/90403ICA-1.b/008F0801.D
Lab Sample ID: ICV
Misc. Info:
Instrument: a2hp1.i
Method: \\cansvr11\dd\chem\GCS\a2hp1.i\90403ICA-1.b\HERB.m\HERBR.m
Dilution Factor: 1

Compound	RT	Area	Amount	Conc
1) Dalapon	1.146	1736352	0.038	0.038
2) DCAA	4.400	1926442	0.075	0.075
3) Dicamba	4.495	4049660	0.037	0.037
4) MCPP	4.584	445644	7.083	7.083
5) MCPA	4.725	726388	7.274	7.274
6) Dichloroprop	4.938	2022969	0.075	0.075
7) 2,4 D	5.141	3850757	0.122	0.122
9) 2,4,5 TP (Silvex)	5.683	3276661	0.019	0.019
10) 2,4,5 -T	5.957	2957734	0.019	0.019
11) 2,4 DB	6.336	1306813	0.078	0.078
12) Dinoseb	6.551	1224931	0.011	0.011

FORM 8
HERBICIDE ANALYTICAL SEQUENCE

Lab Name: NORTH CANTON Contract:

Lab Code: TALCAN Case No.: SAS No.: SDG No.: A9C310174

GC Column: PESTCLPI ID: 0.53 (mm) Init. Calib. Date(s): 04/03/09 04/06/09

Instrument ID: A2HP1

THE ANALYTICAL SEQUENCE OF PERFORMANCE EVALUATION MIXTURES, BLANKS, SAMPLES, AND STANDARDS IS GIVEN BELOW:

MEAN SURROGATE RT FROM INITIAL CALIBRATION
S1 : 4.15

	CLIENT SAMPLE NO.	LAB SAMPLE ID	DATE ANALYZED	TIME ANALYZED	S1 RT	#	RT	#
01		HERB3	04/06/09	1052	4.15			
02		MRL	04/06/09	1109				
03	SCFWW-001-00	K9C691CQ	04/06/09	1125	4.16			
04	SCFWW-002-00	K9C7F1CQ	04/06/09	1142	4.16			
05	SCFWW-003-00	K9C7J1CQ	04/06/09	1158	4.16			
06	K9FVJBLK	K9FVJ1AA	04/06/09	1215	4.16			
07	K9FVJCHK	K9FVJ1AC	04/06/09	1231	4.16			
08	K9FVJCKDUP	K9FVJ1AD	04/06/09	1248	4.16			
09		MRL	04/06/09	1304				
10		HERB3	04/06/09	1320	4.15			
11	SCFQC-001-00	K9C7R1CG	04/06/09	1337	4.16			
12	SCFMW-002-00	K9C7W1CG	04/06/09	1353	4.16			
13	SCFMW-003-00	K9C711CG	04/06/09	1410	4.16			
14	SCFMW-004-00	K9C721CG	04/06/09	1426	4.16			
15	SCFMW-004-00	K9C731CG	04/06/09	1442	4.16			
16	SCFMW-005-00	K9C761CG	04/06/09	1459	4.16			
17	SCFMW-006-00	K9C771CG	04/06/09	1515	4.16			
18	K9FVKBLK	K9FVK1AA	04/06/09	1532	4.16			
19	K9FVKCHK	K9FVK1AC	04/06/09	1548	4.16			
20	K9FVKCKDUP	K9FVK1AD	04/06/09	1605	4.16			
21		MRL	04/06/09	1621				
22		HERB3	04/06/09	1637	4.15			
23								
24								
25								
26								
27								
28								
29								
30								
31								
32								

QC LIMITS
S1 = DCAA (+/- 0.02 MINUTES)

Column used to flag retention time values with an asterisk.
* Values outside of QC limits.

Report Date: 07-Apr-2009 12:51

Calibration History

Method : \\cansvr11\dd\chem\GCS\a2hp1.i\90406-1.b\HERB.m
Start Cal Date: 03-APR-2009 12:45
End Cal Date : 06-APR-2009 18:16
Last Cal Level: 6
Last Cal Type : Continuing Calibration

Initial Calibration

Injection Date	Sublist	Calibration File
Cal Level: 1 , Cal Amount: 0.01000		
06-APR-2009 16:54	2-penta	\\cansvr11\dd\chem\GCS\a2hp1.i\90406-1.b\029F2901.D
03-APR-2009 12:45	1-corp	\\cansvr11\dd\chem\GCS\a2hp1.i\90403ICA-1.b\002F0201.D
Cal Level: 2 , Cal Amount: 0.02000		
06-APR-2009 17:10	2-penta	\\cansvr11\dd\chem\GCS\a2hp1.i\90406-1.b\030F3001.D
03-APR-2009 13:02	1-corp	\\cansvr11\dd\chem\GCS\a2hp1.i\90403ICA-1.b\003F0301.D
Cal Level: 3 , Cal Amount: 0.04000		
06-APR-2009 17:27	2-penta	\\cansvr11\dd\chem\GCS\a2hp1.i\90406-1.b\031F3101.D
03-APR-2009 13:19	1-corp	\\cansvr11\dd\chem\GCS\a2hp1.i\90403ICA-1.b\004F0401.D
Cal Level: 4 , Cal Amount: 0.08000		
06-APR-2009 17:43	2-penta	\\cansvr11\dd\chem\GCS\a2hp1.i\90406-1.b\032F3201.D
03-APR-2009 13:35	1-corp	\\cansvr11\dd\chem\GCS\a2hp1.i\90403ICA-1.b\005F0501.D
Cal Level: 5 , Cal Amount: 0.16000		
06-APR-2009 17:59	2-penta	\\cansvr11\dd\chem\GCS\a2hp1.i\90406-1.b\033F3301.D
03-APR-2009 13:52	1-corp	\\cansvr11\dd\chem\GCS\a2hp1.i\90403ICA-1.b\006F0601.D
Cal Level: 6 , Cal Amount: 0.32000		
06-APR-2009 18:16	2-penta	\\cansvr11\dd\chem\GCS\a2hp1.i\90406-1.b\034F3401.D
03-APR-2009 14:08	1-corp	

\\cansvr11\dd\chem\GCS\a2hp1.i\90403ICA-1.b\007F0701.D		

Continuing Calibration
Ccal Level Mode: GLOBAL LEVEL 3

06-APR-2009 19:22	2-penta	\\cansvr11\dd\chem\GCS\a2hp1.i\90406-1.b\038F3801.D
06-APR-2009 17:27	2-penta	\\cansvr11\dd\chem\GCS\a2hp1.i\90406-1.b\031F3101.D
06-APR-2009 19:54	1-corp	\\cansvr11\dd\chem\GCS\a2hp1.i\90406-1.b\040F4001.D
06-APR-2009 19:38	1-corp	\\cansvr11\dd\chem\GCS\a2hp1.i\90406-1.b\039F3901.D
06-APR-2009 16:37	1-corp	\\cansvr11\dd\chem\GCS\a2hp1.i\90406-1.b\028F2801.D
06-APR-2009 13:20	1-corp	\\cansvr11\dd\chem\GCS\a2hp1.i\90406-1.b\016F1601.D
06-APR-2009 10:52	1-corp	\\cansvr11\dd\chem\GCS\a2hp1.i\90406-1.b\007F0701.D
06-APR-2009 09:47	1-corp	\\cansvr11\dd\chem\GCS\a2hp1.i\90406-1.b\003F0301.D

Report Date: 07-Apr-2009 12:51

Calibration History

Method : \\cansvr11\dd\chem\GCS\a2hp1.i\90406-1.b\HERB.m\HERBR.m
Start Cal Date: 03-APR-2009 12:45
End Cal Date : 06-APR-2009 18:16
Last Cal Level: 6
Last Cal Type : Continuing Calibration

Initial Calibration

Injection Date	Sublist	Calibration File
Cal Level: 1 , Cal Amount: 0.01000		
06-APR-2009 16:54	2-penta	\\cansvr11\dd\chem\GCS\a2hp1.i\90406-1.b\90406-1.b\029F2901.D
03-APR-2009 12:45	1-corp	\\cansvr11\dd\chem\GCS\a2hp1.i\90403ICA-1.b\90403ICA-1.b\002F0201.D
Cal Level: 2 , Cal Amount: 0.02000		
06-APR-2009 17:10	2-penta	\\cansvr11\dd\chem\GCS\a2hp1.i\90406-1.b\90406-1.b\030F3001.D
03-APR-2009 13:02	1-corp	\\cansvr11\dd\chem\GCS\a2hp1.i\90403ICA-1.b\90403ICA-1.b\003F0301.D
Cal Level: 3 , Cal Amount: 0.04000		
06-APR-2009 17:27	2-penta	\\cansvr11\dd\chem\GCS\a2hp1.i\90406-1.b\90406-1.b\031F3101.D
03-APR-2009 13:19	1-corp	\\cansvr11\dd\chem\GCS\a2hp1.i\90403ICA-1.b\90403ICA-1.b\004F0401.D
Cal Level: 4 , Cal Amount: 0.08000		
06-APR-2009 17:43	2-penta	\\cansvr11\dd\chem\GCS\a2hp1.i\90406-1.b\90406-1.b\032F3201.D
03-APR-2009 13:35	1-corp	\\cansvr11\dd\chem\GCS\a2hp1.i\90403ICA-1.b\90403ICA-1.b\005F0501.D
Cal Level: 5 , Cal Amount: 0.16000		
06-APR-2009 17:59	2-penta	\\cansvr11\dd\chem\GCS\a2hp1.i\90406-1.b\90406-1.b\033F3301.D
03-APR-2009 13:52	1-corp	\\cansvr11\dd\chem\GCS\a2hp1.i\90403ICA-1.b\90403ICA-1.b\006F0601.D
Cal Level: 6 , Cal Amount: 0.32000		
06-APR-2009 18:16	2-penta	\\cansvr11\dd\chem\GCS\a2hp1.i\90406-1.b\90406-1.b\034F3401.D
03-APR-2009 14:08	1-corp	

		\\cansvr11\dd\chem\GCS\a2hp1.i\90403ICA-1.b\90403ICA-1.b\007F0701.D

Continuing Calibration
Ccal Level Mode: GLOBAL LEVEL 3

06-APR-2009 19:22	2-penta	\\cansvr11\dd\chem\GCS\a2hp1.i\90406-1.b\90406-1.b\038F3801.D
06-APR-2009 17:27	2-penta	\\cansvr11\dd\chem\GCS\a2hp1.i\90406-1.b\90406-1.b\031F3101.D
06-APR-2009 19:54	1-corp	\\cansvr11\dd\chem\GCS\a2hp1.i\90406-1.b\90406-1.b\040F4001.D
06-APR-2009 19:38	1-corp	\\cansvr11\dd\chem\GCS\a2hp1.i\90406-1.b\90406-1.b\039F3901.D
06-APR-2009 16:37	1-corp	\\cansvr11\dd\chem\GCS\a2hp1.i\90406-1.b\90406-1.b\028F2801.D
06-APR-2009 13:20	1-corp	\\cansvr11\dd\chem\GCS\a2hp1.i\90406-1.b\90406-1.b\016F1601.D
06-APR-2009 10:53	1-corp	\\cansvr11\dd\chem\GCS\a2hp1.i\90406-1.b\90406-1.b\007F0701.D
06-APR-2009 09:47	1-corp	\\cansvr11\dd\chem\GCS\a2hp1.i\90406-1.b\90406-1.b\003F0301.D

TestAmerica North Canton

CONTINUING CALIBRATION COMPOUNDS

Instrument ID: a2hp1.i Injection Date: 06-APR-2009 10:52
Lab File ID: 007F0701.D Init. Cal. Date(s): 03-APR-2009 03-APR-2009
Analysis Type: Init. Cal. Times: 12:45 14:08
Lab Sample ID: HERB3 Quant Type: ESTD
Method: \\cansvr11\dd\chem\GCS\a2hp1.i\90406-1.b\HERB.m

COMPOUND	RRF / AMOUNT	RF0.040	CCAL RRF0.040	MIN RRF	%D / %DRIFT	MAX %D / %DRIFT	CURVE TYPE
1 Dalapon	58143924	59540275	59540275	0.010	-2.40154	15.00000	Averaged
$ 2 DCAA	22279963	22597350	22597350	0.010	-1.42454	15.00000	Averaged
3 Dicamba	103702594	105709500	105709500	0.010	-1.93525	15.00000	Averaged
4 MCPP	113162	115911	115911	0.010	-2.42957	15.00000	Averaged
5 MCPA	8.00000	8.17364	100609	0.010	-2.17045	0.000e+000	Quadratic
6 Dichloroprop	33194031	34213025	34213025	0.010	-3.06981	15.00000	Averaged
7 2,4 D	19939601	18880325	18880325	0.010	5.31242	15.00000	Averaged
9 2,4,5 TP (Silvex)	219698409	225005000	225005000	0.010	-2.41540	15.00000	Averaged
10 2,4,5 -T	202117070	212965750	212965750	0.010	-5.36752	15.00000	Averaged
11 2,4 DB	6915182	7120563	7120563	0.010	-2.97000	15.00000	Averaged
12 Dinoseb	70126738	70642500	70642500	0.010	-0.73547	15.00000	Averaged

TestAmerica North Canton

HERBICIDES BY 8151/615

Data file : \\cansvr11\dd\chem\GCS\a2hp1.i\90406-1.b\007F0701.D
Lab Smp Id: HERB3
Inj Date : 06-APR-2009 10:52
Operator : 403375 Inst ID: a2hp1.i
Smp Info : HERB3,,2
Misc Info :
Comment   :
Method   : \\cansvr11\dd\chem\GCS\a2hp1.i\90406-1.b\HERB.m
Meth Date : 06-Apr-2009 11:01 Quant Type: ESTD
Cal Date : 03-APR-2009 14:08 Cal File: 007F0701.D
Als bottle: 7 Continuing Calibration Sample
Dil Factor: 1.00000
Integrator: Falcon Compound Sublist: 1-corp.sub
Target Version: 4.14
Processing Host: CANSVR10

	Compounds	RT	EXP RT	DLT RT	RESPONSE	AMOUNTS CAL-AMT (ng)	AMOUNTS ON-COL (ng)
	1 Dalapon	1.108	1.108	0.000	2381611	0.04000	0.04096
$	2 DCAA	4.153	4.153	0.000	1807788	0.08000	0.08114
	3 Dicamba	4.240	4.240	0.000	4228380	0.04000	0.04077
	4 MCPP	4.366	4.366	0.000	927288	8.00000	8.194
	5 MCPA	4.453	4.453	0.000	804873	8.00000	8.174
	6 Dichloroprop	4.665	4.665	0.000	2737042	0.08000	0.08246
	7 2,4 D	4.804	4.804	0.000	1510426	0.08000	0.07575
	9 2,4,5 TP (Silvex)	5.316	5.316	0.000	4500100	0.02000	0.02048
	10 2,4,5 -T	5.500	5.500	0.000	4259315	0.02000	0.02107
	11 2,4 DB	5.872	5.872	0.000	569645	0.08000	0.08238
	12 Dinoseb	6.592	6.592	0.000	847710	0.01200	0.01209

Data File: \\cansvr11\dd\chem\GCS\a2hp1.i\90406-1.b\007F0701.D

Date : 06-APR-2009 10:52

Client ID:

Instrument: a2hp1.i

Sample Info: HERB3,,2

Operator: 403375

Column phase: pestclpI

Column diameter: 0.53

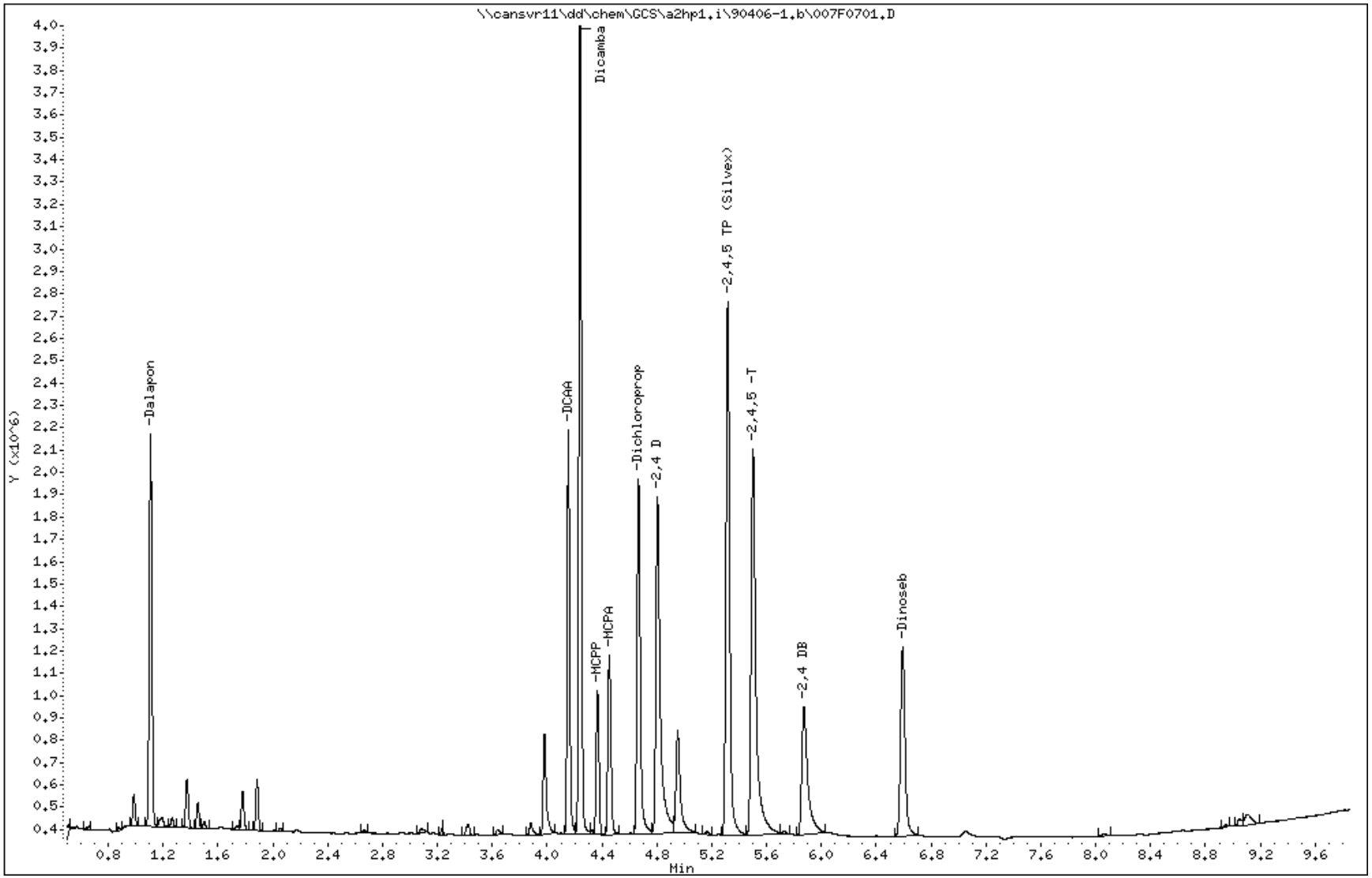

COMPOUNDS and EXP. RT REPORT

Operator: 403375 Date Acquired: 06-APR-2009 10:52
Data File: //cansvr11/dd/chem/GCS/a2hp1.i/90406-1.b/007F0701.D
Lab Sample ID: HERB3
Misc. Info:
Instrument: a2hp1.i
Method: \\cansvr11\dd\chem\GCS\a2hp1.i\90406-1.b\HERB.m
Dilution Factor: 1

Compound	RT	Area	Amount	Conc
1) Dalapon	1.108	2381611	0.041	0.041
2) DCAA	4.154	2339529	0.081	0.081
3) Dicamba	4.241	5338608	0.041	0.041
4) MCPP	4.366	927288	8.194	8.194
5) MCPA	4.453	1279489	8.174	8.174
6) Dichloroprop	4.666	2737042	0.082	0.082
7) 2,4 D	4.805	3395822	0.076	0.076
9) 2,4,5 TP (Silvex)	5.316	4500100	0.020	0.020
10) 2,4,5 -T	5.501	4259315	0.021	0.021
11) 2,4 DB	5.872	1728760	0.082	0.082
12) Dinoseb	6.592	1984397	0.012	0.012

TestAmerica North Canton

RECOVERY REPORT

Client Name: Client SDG: SDGa00832
Sample Matrix: LIQUID Fraction: HERBICIDE
Lab Smp Id: MRL
Level: LOW Operator: 403375
Data Type: GC DATA SampleType: MRL
SpikeList File: MRL.spk Quant Type: ESTD
Sublist File: mrl.sub
Method File: \\cansvr11\dd\chem\GCS\a2hp1.i\90406-1.b\HERB.m
Misc Info:

SPIKE COMPOUND	AMOUNT ADDED ng	AMOUNT RECOVERED ng	% RECOVERED	LIMITS
1 Dalapon	0.01000	0.01181	118.07	70-130
3 Dicamba	0.01000	0.01055	105.49	70-130
4 MCPP	2.000	2.215	110.73	70-130
5 MCPA	2.000	1.605	80.26	70-130
6 Dichloroprop	0.02000	0.02300	115.02	70-130
7 2,4 D	0.02000	0.01774	88.71	70-130
9 2,4,5 TP (Silvex)	0.005000	0.005078	101.57	70-130
10 2,4,5 -T	0.005000	0.004945	98.89	70-130
11 2,4 DB	0.02000	0.01879	93.93	70-130
12 Dinoseb	0.003000	0.003079	102.64	70-130

TestAmerica North Canton

HERBICIDES BY 8151/615

Data file : \\cansvr11\dd\chem\GCS\a2hp1.i\90406-1.b\008F0801.D
Lab Smp Id: MRL
Inj Date : 06-APR-2009 11:09
Operator : 403375 Inst ID: a2hp1.i
Smp Info : MRL
Misc Info :
Comment   :
Method   : \\cansvr11\dd\chem\GCS\a2hp1.i\90406-1.b\HERB.m
Meth Date : 06-Apr-2009 11:01 Quant Type: ESTD
Cal Date : 03-APR-2009 14:08 Cal File: 007F0701.D
Als bottle: 8 QC Sample: MRL
Dil Factor: 1.00000
Integrator: Falcon Compound Sublist: mrl.sub
Target Version: 4.14
Processing Host: CANPMSV20

Concentration Formula: Amt * DF * Vt*Vi/Vo * CpndVariable

Name	Value	Description
DF	1.000	Dilution Factor
Vt	1000.000	final volume
Vi	1.000	injection volume
Vo	500.000	initial volume
Cpnd Variable		Local Compound Variable

						CONCENTRATIONS	
						ON-COLUMN	FINAL
	Compounds	RT	EXP RT	DLT RT	RESPONSE	(ng)	(ug/L)
1	Dalapon	1.108	1.108	0.000	686525	0.01181	0.02361
3	Dicamba	4.246	4.240	0.006	1093924	0.01055	0.02110
4	MCPP	4.371	4.366	0.005	250615	2.21466	4.429
5	MCPA	4.457	4.453	0.004	266561	1.60519	3.210
6	Dichloroprop	4.669	4.665	0.004	763569	0.02300	0.04601
7	2,4 D	4.809	4.804	0.005	353786	0.01774	0.03548
9	2,4,5 TP (Silvex)	5.317	5.316	0.001	1115722	0.00508	0.01016
10	2,4,5 -T	5.504	5.500	0.004	999418	0.00494	0.009889
11	2,4 DB	5.880	5.872	0.008	129909	0.01879	0.03757
12	Dinoseb	6.593	6.592	0.001	215935	0.00308	0.006158

Data File: \\cansvr11\dd\chem\GCS\a2hp1.i\90406-1.b\008F0801.D

Date : 06-APR-2009 11:09

Client ID:

Instrument: a2hp1.i

Sample Info: MRL

Volume Injected (uL): 1.0

Operator: 403375

Column phase: pestclpI

Column diameter: 0.53

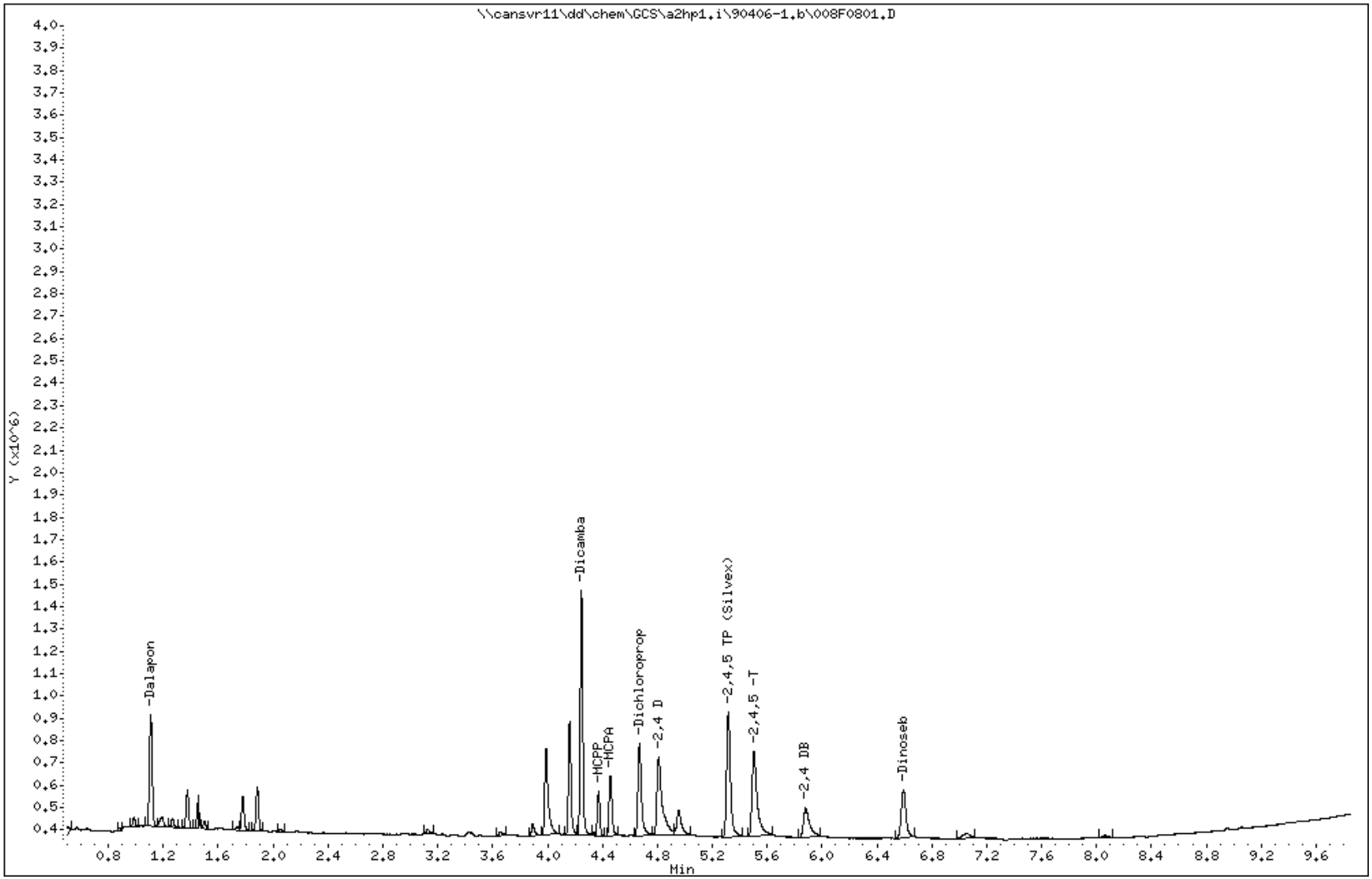

TestAmerica North Canton

RECOVERY REPORT

Client Name: Client SDG: SDGa00832
Sample Matrix: LIQUID Fraction: HERBICIDE
Lab Smp Id: MRL
Level: LOW Operator: 403375
Data Type: GC DATA SampleType: MRL
SpikeList File: MRL.spk Quant Type: ESTD
Sublist File: mrl.sub
Method File: \\cansvr11\dd\chem\GCS\a2hp1.i\90406-1.b\HERB.m
Misc Info:

SPIKE COMPOUND	AMOUNT ADDED ng	AMOUNT RECOVERED ng	% RECOVERED	LIMITS
1 Dalapon	0.01000	0.01159	115.95	70-130
3 Dicamba	0.01000	0.01013	101.28	70-130
4 MCPP	2.000	2.154	107.72	70-130
5 MCPA	2.000	1.548	77.42	70-130
6 Dichloroprop	0.02000	0.02241	112.07	70-130
7 2,4 D	0.02000	0.01709	85.46	70-130
9 2,4,5 TP (Silvex)	0.005000	0.005080	101.60	70-130
10 2,4,5 -T	0.005000	0.005049	100.98	70-130
11 2,4 DB	0.02000	0.02082	104.11	70-130
12 Dinoseb	0.003000	0.003072	102.40	70-130

TestAmerica North Canton

HERBICIDES BY 8151/615

Data file : \\cansvr11\dd\chem\GCS\a2hp1.i\90406-1.b\015F1501.D
Lab Smp Id: MRL
Inj Date : 06-APR-2009 13:04
Operator : 403375 Inst ID: a2hp1.i
Smp Info : MRL
Misc Info :
Comment   :
Method   : \\cansvr11\dd\chem\GCS\a2hp1.i\90406-1.b\HERB.m
Meth Date : 06-Apr-2009 11:01 Quant Type: ESTD
Cal Date : 03-APR-2009 14:08 Cal File: 007F0701.D
Als bottle: 15 QC Sample: MRL
Dil Factor: 1.00000
Integrator: Falcon Compound Sublist: mrl.sub
Target Version: 4.14
Processing Host: CANPMSV20

Concentration Formula: Amt * DF * Vt*Vi/Vo * CpndVariable

Name	Value	Description
DF	1.000	Dilution Factor
Vt	1000.000	final volume
Vi	1.000	injection volume
Vo	500.000	initial volume
Cpnd Variable		Local Compound Variable

						CONCENTRATIONS	
						ON-COLUMN	FINAL
	Compounds	RT	EXP RT	DLT RT	RESPONSE	(ng)	(ug/L)
1	Dalapon	1.108	1.108	0.000	674177	0.01159	0.02319
3	Dicamba	4.247	4.240	0.007	1050291	0.01013	0.02026
4	MCPP	4.372	4.366	0.006	243798	2.15442	4.309
5	MCPA	4.458	4.453	0.005	261730	1.54830	3.097
6	Dichloroprop	4.670	4.665	0.005	744022	0.02241	0.04483
7	2,4 D	4.810	4.804	0.006	340811	0.01709	0.03418
9	2,4,5 TP (Silvex)	5.318	5.316	0.002	1116039	0.00508	0.01016
10	2,4,5 -T	5.504	5.500	0.004	1020488	0.00505	0.01010
11	2,4 DB	5.880	5.872	0.008	143993	0.02082	0.04164
12	Dinoseb	6.593	6.592	0.001	215420	0.00307	0.006144

Data File: \\cansvr11\dd\chem\GCS\a2hp1.i\90406-1.b\015F1501.D

Date : 06-APR-2009 13:04

Client ID:

Instrument: a2hp1.i

Sample Info: MRL

Volume Injected (uL): 1.0

Operator: 403375

Column phase: pestclpI

Column diameter: 0.53

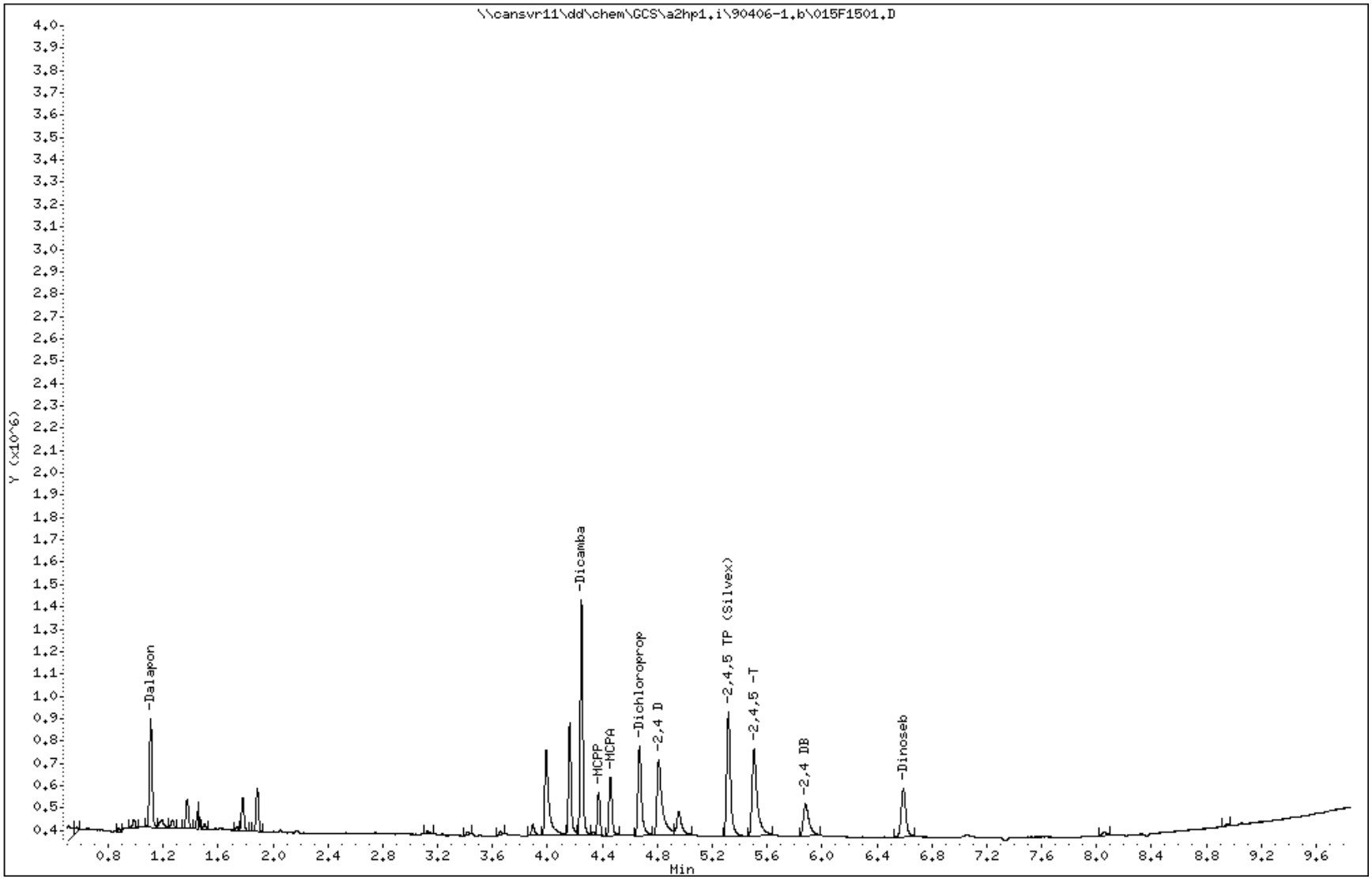

TestAmerica North Canton

CONTINUING CALIBRATION COMPOUNDS

Instrument ID: a2hp1.i Injection Date: 06-APR-2009 13:20
Lab File ID: 016F1601.D Init. Cal. Date(s): 03-APR-2009 03-APR-2009
Analysis Type: Init. Cal. Times: 12:45 14:08
Lab Sample ID: HERB3 Quant Type: ESTD
Method: \\cansvr11\dd\chem\GCS\a2hp1.i\90406-1.b\HERB.m

COMPOUND	RRF / AMOUNT	RF0.040	CCAL RRF0.040	MIN RRF	%D / %DRIFT	MAX %D / %DRIFT	CURVE TYPE
1 Dalapon	58143924	59038225	59038225	0.010	-1.53808	15.00000	Averaged
$ 2 DCAA	22279963	22565338	22565338	0.010	-1.28086	15.00000	Averaged
3 Dicamba	103702594	105206725	105206725	0.010	-1.45043	15.00000	Averaged
4 MCPP	113162	116665	116665	0.010	-3.09588	15.00000	Averaged
5 MCPA	8.00000	8.18167	100689	0.010	-2.27082	0.000e+000	Quadratic
6 Dichloroprop	33194031	33911675	33911675	0.010	-2.16197	15.00000	Averaged
7 2,4 D	19939601	18430213	18430213	0.010	7.56980	15.00000	Averaged
9 2,4,5 TP (Silvex)	219698409	225000050	225000050	0.010	-2.41314	15.00000	Averaged
10 2,4,5 -T	202117070	214521150	214521150	0.010	-6.13708	15.00000	Averaged
11 2,4 DB	6915182	6907175	6907175	0.010	0.11578	15.00000	Averaged
12 Dinoseb	70126738	69065500	69065500	0.010	1.51331	15.00000	Averaged

TestAmerica North Canton

HERBICIDES BY 8151/615

Data file : \\cansvr11\dd\chem\GCS\a2hp1.i\90406-1.b\016F1601.D
Lab Smp Id: HERB3
Inj Date : 06-APR-2009 13:20
Operator : 403375 Inst ID: a2hp1.i
Smp Info : HERB3,,2
Misc Info :
Comment   :
Method   : \\cansvr11\dd\chem\GCS\a2hp1.i\90406-1.b\HERB.m
Meth Date : 06-Apr-2009 13:29 Quant Type: ESTD
Cal Date : 03-APR-2009 14:08 Cal File: 007F0701.D
Als bottle: 16 Continuing Calibration Sample
Dil Factor: 1.00000
Integrator: Falcon Compound Sublist: 1-corp.sub
Target Version: 4.14
Processing Host: CANSVR10

	Compounds	RT	EXP RT	DLT RT	RESPONSE	AMOUNTS CAL-AMT (ng)	AMOUNTS ON-COL (ng)
	1 Dalapon	1.108	1.108	0.000	2361529	0.04000	0.04062
$	2 DCAA	4.154	4.154	0.000	1805227	0.08000	0.08102
	3 Dicamba	4.240	4.240	0.000	4208269	0.04000	0.04058
	4 MCPP	4.366	4.366	0.000	933320	8.00000	8.248(M)
	5 MCPA	4.452	4.452	0.000	805509	8.00000	8.182
	6 Dichloroprop	4.665	4.665	0.000	2712934	0.08000	0.08173
	7 2,4 D	4.804	4.804	0.000	1474417	0.08000	0.07394
	9 2,4,5 TP (Silvex)	5.315	5.315	0.000	4500001	0.02000	0.02048
	10 2,4,5 -T	5.500	5.500	0.000	4290423	0.02000	0.02123
	11 2,4 DB	5.873	5.873	0.000	552574	0.08000	0.07991
	12 Dinoseb	6.592	6.592	0.000	828786	0.01200	0.01182

QC Flag Legend

M - Compound response manually integrated.

Data File: \\cansvr11\dd\chem\GCS\a2hp1.i\90406-1.b\016F1601.D

Date : 06-APR-2009 13:20

Client ID:

Instrument: a2hp1.i

Sample Info: HERB3,,2

Operator: 403375

Column phase: pestclpI

Column diameter: 0.53

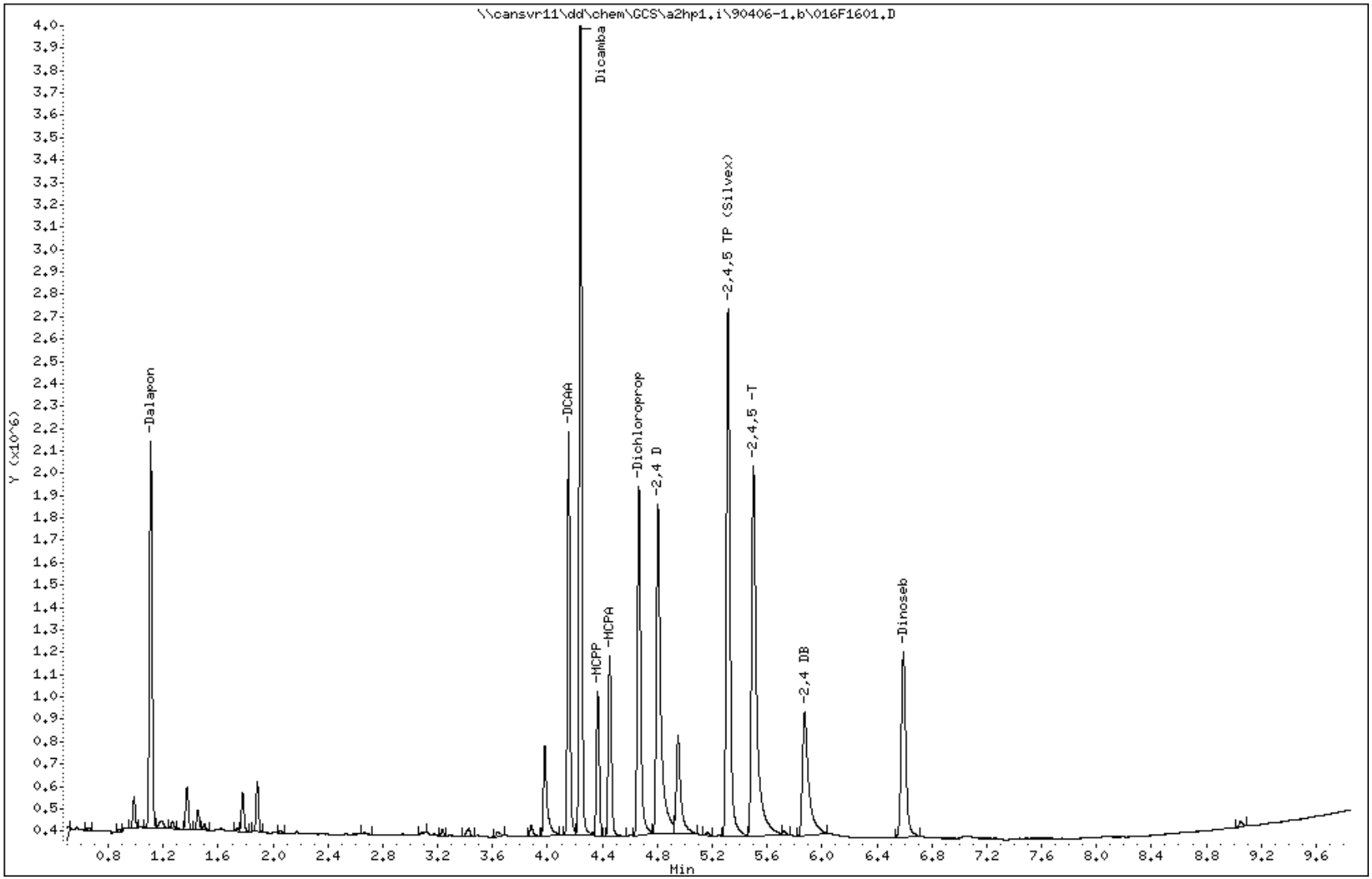

COMPOUNDS and EXP. RT REPORT

Operator: 403375 Date Acquired: 06-APR-2009 13:20
Data File: \\cansvr11\dd\chem\GCS\a2hp1.i\90406-1.b\016F1601.D
Lab Sample ID: HERB3
Misc. Info:
Instrument: a2hp1.i
Method: \\cansvr11\dd\chem\GCS\a2hp1.i\90406-1.b\HERB.m
Dilution Factor: 1

Compound	RT	Area	Amount	Conc
1) Dalapon	1.108	2361529	0.041	0.041
2) DCAA	4.154	2349332	0.081	0.081
3) Dicamba	4.240	5344827	0.041	0.041
4) MCPP	4.367	933320	8.248	8.248
5) MCPA	4.453	1308699	8.182	8.182
6) Dichloroprop	4.665	2712934	0.082	0.082
7) 2,4 D	4.804	3341401	0.074	0.074
9) 2,4,5 TP (Silvex)	5.316	4500001	0.020	0.020
10) 2,4,5 -T	5.501	4290423	0.021	0.021
11) 2,4 DB	5.873	1753789	0.080	0.080
12) Dinoseb	6.593	1969198	0.012	0.012

Data File Name: 016F1601.D
Inj. Date and Time: 06-APR-2009 13:20
Instrument ID: a2hp1.i
Client ID:
Compound Name: MCPP
CAS #: 7085-19-0
Report Date: 04/06/2009

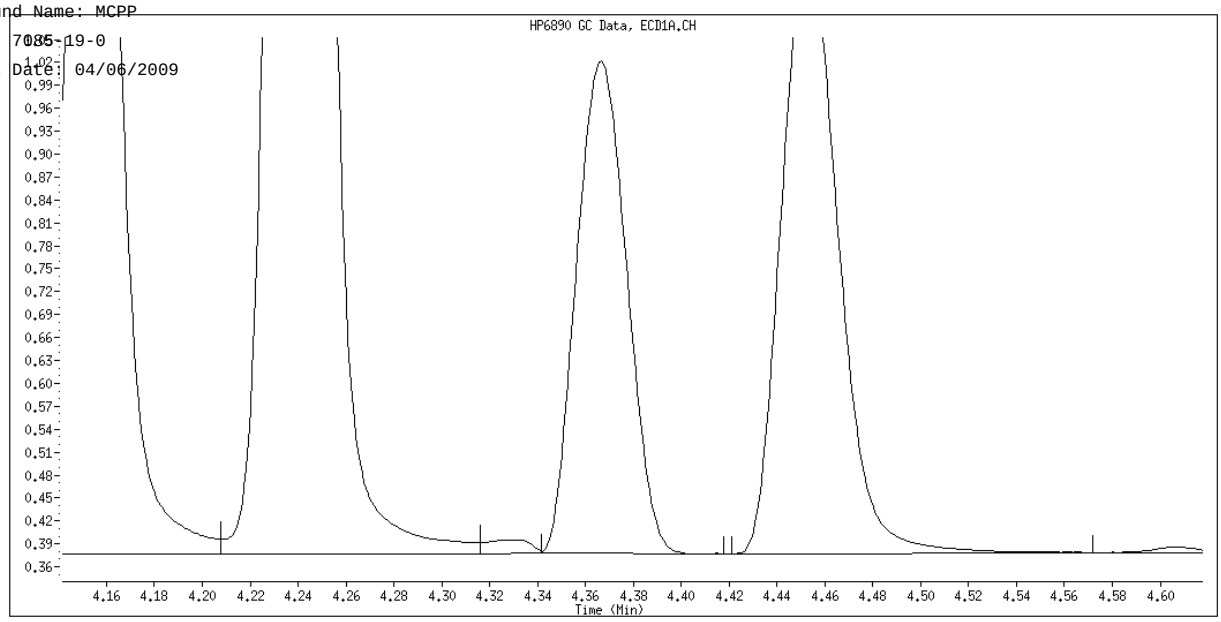

Original Integration

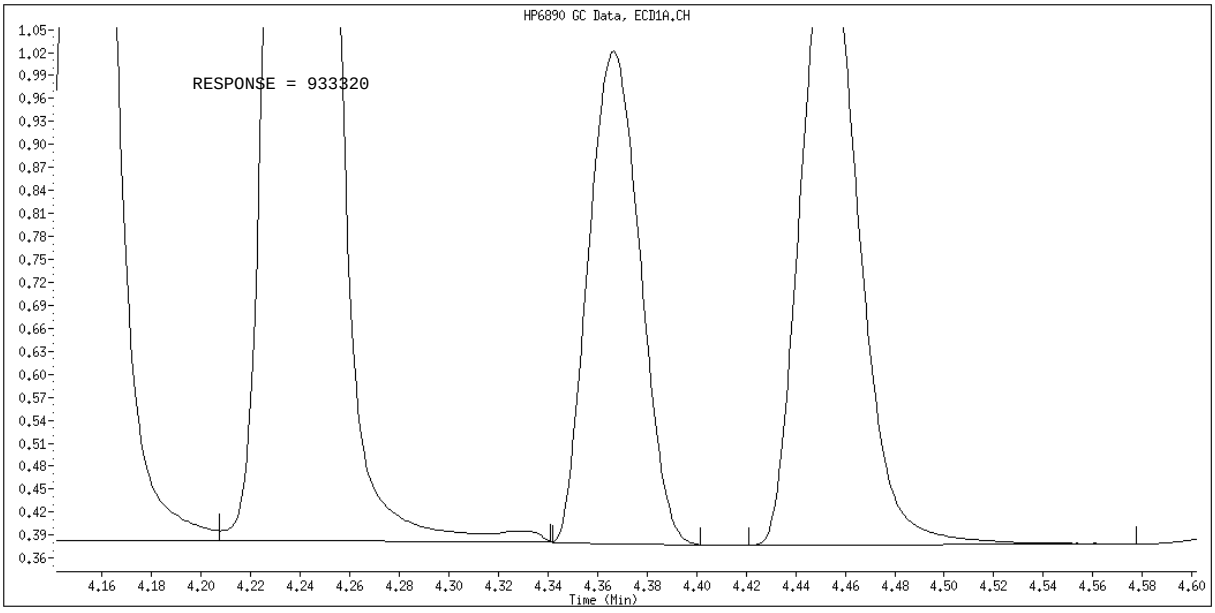

Manual Integration

Manually Integrated By: lawrencer
Manual Integration Reason: Baseline Event

TestAmerica North Canton

RECOVERY REPORT

Client Name: Client SDG: SDGa00832
Sample Matrix: LIQUID Fraction: HERBICIDE
Lab Smp Id: MRL
Level: LOW Operator: 403375
Data Type: GC DATA SampleType: MRL
SpikeList File: MRL.spk Quant Type: ESTD
Sublist File: mrl.sub
Method File: \\cansvr11\dd\chem\GCS\a2hp1.i\90406-1.b\HERB.m
Misc Info:

SPIKE COMPOUND	AMOUNT ADDED ng	AMOUNT RECOVERED ng	% RECOVERED	LIMITS
1 Dalapon	0.01000	0.01172	117.19	70-130
3 Dicamba	0.01000	0.01019	101.87	70-130
4 MCPP	2.000	2.151	107.54	70-130
5 MCPA	2.000	1.561	78.03	70-130
6 Dichloroprop	0.02000	0.02238	111.92	70-130
7 2,4 D	0.02000	0.01686	84.31	70-130
9 2,4,5 TP (Silvex)	0.005000	0.004953	99.06	70-130
10 2,4,5 -T	0.005000	0.004989	99.79	70-130
11 2,4 DB	0.02000	0.02063	103.17	70-130
12 Dinoseb	0.003000	0.003096	103.21	70-130

TestAmerica North Canton

HERBICIDES BY 8151/615

Data file : \\cansvr11\dd\chem\GCS\a2hp1.i\90406-1.b\027F2701.D
Lab Smp Id: MRL
Inj Date : 06-APR-2009 16:21
Operator : 403375 Inst ID: a2hp1.i
Smp Info : MRL
Misc Info :
Comment   :
Method   : \\cansvr11\dd\chem\GCS\a2hp1.i\90406-1.b\HERB.m
Meth Date : 07-Apr-2009 07:01 lawrencer Quant Type: ESTD
Cal Date : 03-APR-2009 14:08 Cal File: 007F0701.D
Als bottle: 27 QC Sample: MRL
Dil Factor: 1.00000
Integrator: Falcon Compound Sublist: mrl.sub
Target Version: 4.14
Processing Host: CANPMSV20

Concentration Formula: Amt * DF * Vt*Vi/Vo * CpndVariable

Name	Value	Description
DF	1.000	Dilution Factor
Vt	1000.000	final volume
Vi	1.000	injection volume
Vo	500.000	initial volume
Cpnd Variable		Local Compound Variable

						CONCENTRATIONS	
						ON-COLUMN	FINAL
	Compounds	RT	EXP RT	DLT RT	RESPONSE	(ng)	(ug/L)
1	Dalapon	1.109	1.108	0.001	681389	0.01172	0.02344
3	Dicamba	4.247	4.239	0.008	1056437	0.01019	0.02037
4	MCPP	4.372	4.366	0.006	243383	2.15076	4.302
5	MCPA	4.458	4.453	0.005	262782	1.56068	3.121
6	Dichloroprop	4.670	4.664	0.006	743007	0.02238	0.04477
7	2,4 D	4.810	4.804	0.006	336238	0.01686	0.03372
9	2,4,5 TP (Silvex)	5.318	5.317	0.001	1088178	0.00495	0.009906
10	2,4,5 -T	5.505	5.503	0.002	1008420	0.00499	0.009978
11	2,4 DB	5.881	5.877	0.004	142684	0.02063	0.04127
12	Dinoseb	6.595	6.593	0.002	217126	0.00310	0.006192

Data File: \\cansvr11\dd\chem\GCS\a2hp1.i\90406-1.b\027F2701.D

Date : 06-APR-2009 16:21

Client ID:

Instrument: a2hp1.i

Sample Info: MRL

Volume Injected (uL): 1.0

Operator: 403375

Column phase: pestclpI

Column diameter: 0.53

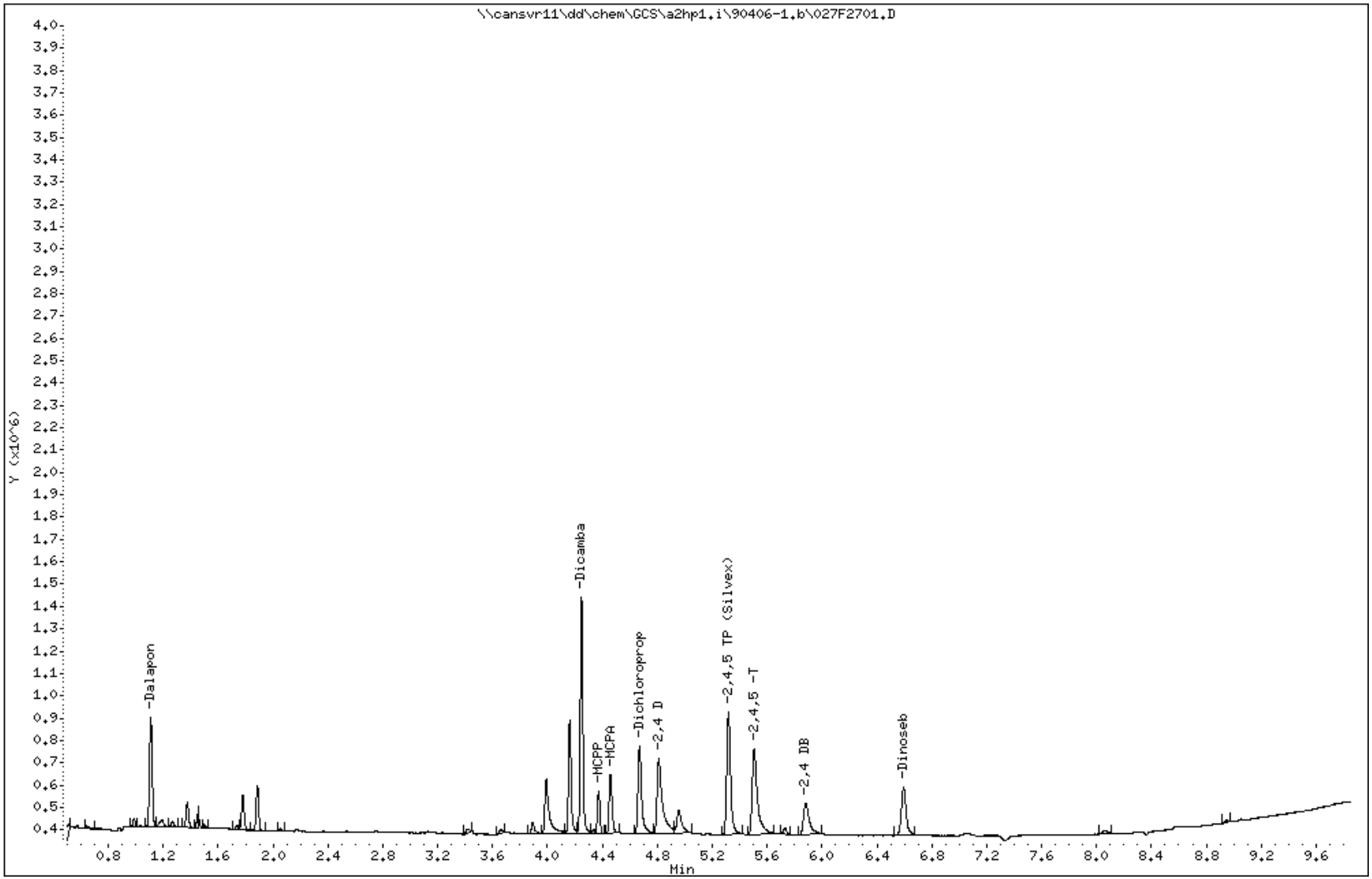

TestAmerica North Canton

CONTINUING CALIBRATION COMPOUNDS

Instrument ID: a2hp1.i Injection Date: 06-APR-2009 16:37
Lab File ID: 028F2801.D Init. Cal. Date(s): 03-APR-2009 03-APR-2009
Analysis Type: Init. Cal. Times: 12:45 14:08
Lab Sample ID: HERB3 Quant Type: ESTD
Method: \\cansvr11\dd\chem\GCS\a2hp1.i\90406-1.b\HERB.m

COMPOUND	RRF / AMOUNT	RF0.040	CCAL RRF0.040	MIN RRF	%D / %DRIFT	MAX %D / %DRIFT	CURVE TYPE
1 Dalapon	58143924	58809700	58809700	0.010	-1.14505	15.00000	Averaged
$ 2 DCAA	22279963	22837788	22837788	0.010	-2.50371	15.00000	Averaged
3 Dicamba	103702594	105785275	105785275	0.010	-2.00832	15.00000	Averaged
4 MCPP	113162	117019	117019	0.010	-3.40903	15.00000	Averaged
5 MCPA	8.00000	8.15508	100425	0.010	-1.93848	0.000e+000	Quadratic
6 Dichloroprop	33194031	34018313	34018313	0.010	-2.48322	15.00000	Averaged
7 2,4 D	19939601	17640638	17640638	0.010	11.52964	15.00000	Averaged
9 2,4,5 TP (Silvex)	219698409	222851400	222851400	0.010	-1.43515	15.00000	Averaged
10 2,4,5 -T	202117070	211214550	211214550	0.010	-4.50109	15.00000	Averaged
11 2,4 DB	6915182	6753938	6753938	0.010	2.33174	15.00000	Averaged
12 Dinoseb	70126738	68398167	68398167	0.010	2.46492	15.00000	Averaged

TestAmerica North Canton

HERBICIDES BY 8151/615

Data file : \\cansvr11\dd\chem\GCS\a2hp1.i\90406-1.b\028F2801.D
Lab Smp Id: HERB3
Inj Date : 06-APR-2009 16:37
Operator : 403375 Inst ID: a2hp1.i
Smp Info : HERB3,,2
Misc Info :
Comment   :
Method   : \\cansvr11\dd\chem\GCS\a2hp1.i\90406-1.b\HERB.m
Meth Date : 06-Apr-2009 16:46 Quant Type: ESTD
Cal Date : 03-APR-2009 14:08 Cal File: 007F0701.D
Als bottle: 28 Continuing Calibration Sample
Dil Factor: 1.00000
Integrator: Falcon Compound Sublist: 1-corp.sub
Target Version: 4.14
Processing Host: CANSVR10

	Compounds	RT	EXP RT	DLT RT	RESPONSE	AMOUNTS CAL-AMT (ng)	AMOUNTS ON-COL (ng)
	1 Dalapon	1.108	1.108	0.000	2352388	0.04000	0.04046
$	2 DCAA	4.154	4.154	0.000	1827023	0.08000	0.08200
	3 Dicamba	4.241	4.241	0.000	4231411	0.04000	0.04080
	4 MCPP	4.366	4.366	0.000	936155	8.00000	8.273
	5 MCPA	4.453	4.453	0.000	803403	8.00000	8.155
	6 Dichloroprop	4.665	4.665	0.000	2721465	0.08000	0.08199
	7 2,4 D	4.804	4.804	0.000	1411251	0.08000	0.07078
	9 2,4,5 TP (Silvex)	5.316	5.316	0.000	4457028	0.02000	0.02029
	10 2,4,5 -T	5.501	5.501	0.000	4224291	0.02000	0.02090
	11 2,4 DB	5.873	5.873	0.000	540315	0.08000	0.07813
	12 Dinoseb	6.593	6.593	0.000	820778	0.01200	0.01170

Data File: \\cansvr11\dd\chem\GCS\a2hp1.i\90406-1.b\028F2801.D

Date : 06-APR-2009 16:37

Client ID:

Instrument: a2hp1.i

Sample Info: HERB3,,2

Operator: 403375

Column phase: pestclpI

Column diameter: 0.53

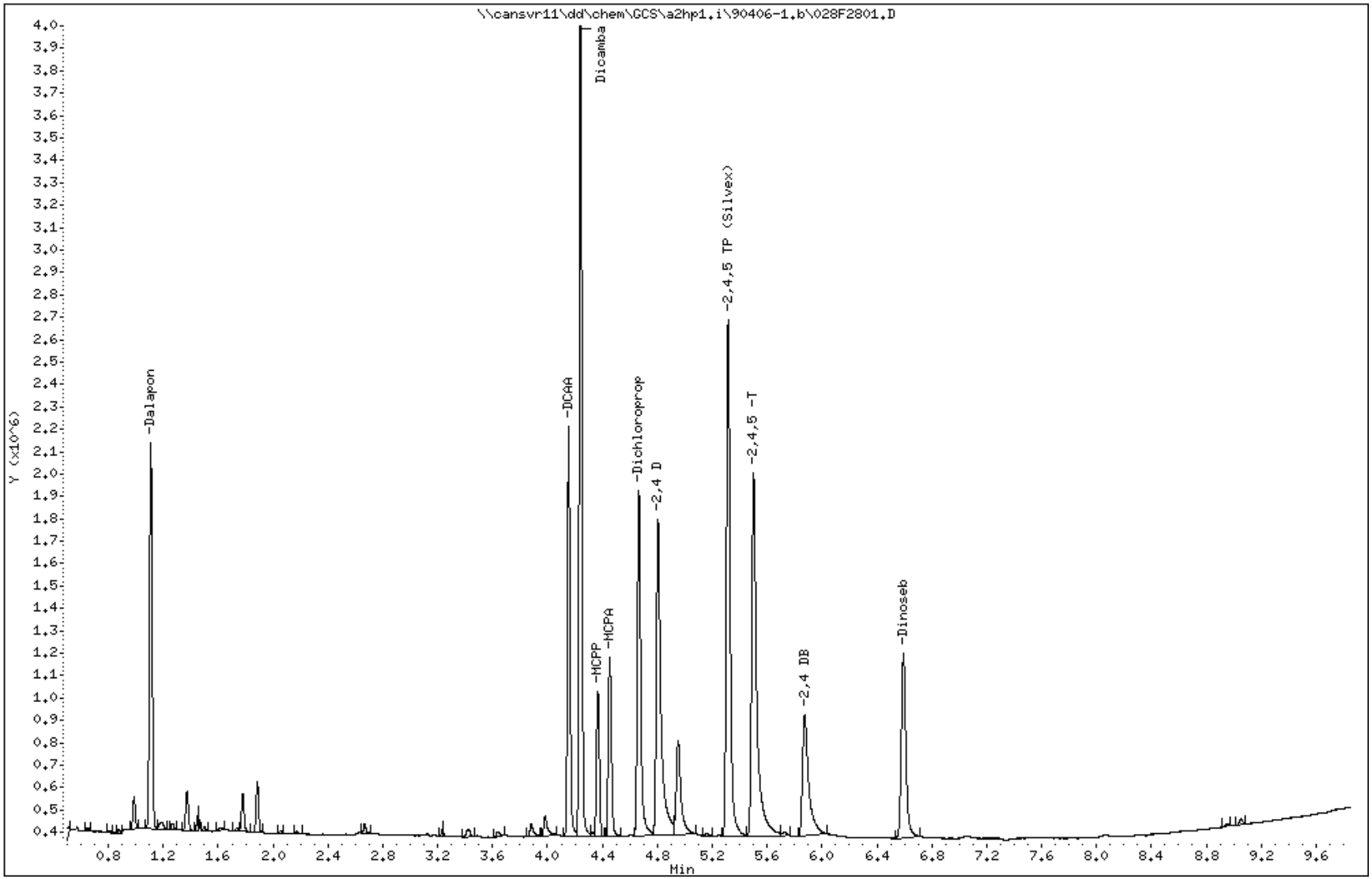

COMPOUNDS and EXP. RT REPORT

Operator: 403375 Date Acquired: 06-APR-2009 16:37
Data File: //cansvr11/dd/chem/GCS/a2hp1.i/90406-1.b/028F2801.D
Lab Sample ID: HERB3
Misc. Info:
Instrument: a2hp1.i
Method: \\cansvr11\dd\chem\GCS\a2hp1.i\90406-1.b\HERB.m
Dilution Factor: 1

Compound	RT	Area	Amount	Conc
1) Dalapon	1.109	2352388	0.040	0.040
2) DCAA	4.154	2374158	0.082	0.082
3) Dicamba	4.241	5339777	0.041	0.041
4) MCPP	4.367	936155	8.273	8.273
5) MCPA	4.454	1300327	8.155	8.155
6) Dichloroprop	4.665	2721465	0.082	0.082
7) 2,4 D	4.804	3325799	0.071	0.071
9) 2,4,5 TP (Silvex)	5.316	4457028	0.020	0.020
10) 2,4,5 -T	5.502	4224291	0.021	0.021
11) 2,4 DB	5.874	1723545	0.078	0.078
12) Dinoseb	6.594	1945153	0.012	0.012

TestAmerica North Canton

CONTINUING CALIBRATION COMPOUNDS

Instrument ID: a2hp1.i Injection Date: 06-APR-2009 10:53
Lab File ID: 007F0701.D Init. Cal. Date(s): 03-APR-2009 03-APR-2009
Analysis Type: Init. Cal. Times: 12:45 14:08
Lab Sample ID: HERB3 Quant Type: ESTD
Method: \\cansvr11\dd\chem\GCS\a2hp1.i\90406-1.b\HERB.m\HERBR.m

COMPOUND	RRF / AMOUNT	RF0.040	MIN RRF	%D / %DRIFT	MAX %D / %DRIFT	CURVE TYPE
1 Dalapon	30250690	30987200	0.010	-2.43469	15.00000	Averaged
$ 2 DCAA	17737237	18157288	0.010	-2.36819	15.00000	Averaged
3 Dicamba	75678878	78990400	0.010	-4.37576	15.00000	Averaged
4 MCPP	45022	45296	0.010	-0.60829	15.00000	Averaged
5 MCPA	64560	66284	0.010	-2.67026	15.00000	Averaged
6 Dichloroprop	27014592	27530450	0.010	-1.90955	15.00000	Averaged
7 2,4 D	15878343	15878488	0.010	-0.00091	15.00000	Averaged
9 2,4,5 TP (Silvex)	87230146	91525700	0.010	-4.92439	15.00000	Averaged
10 2,4,5 -T	153135717	163455350	0.010	-6.73888	15.00000	Averaged
11 2,4 DB	16718602	18494313	0.010	-10.62116	15.00000	Averaged
12 Dinoseb	110640358	114943000	0.010	-3.88885	15.00000	Averaged

TestAmerica North Canton

HERBICIDES BY 8151/615

Data file : \\cansvr11\dd\chem\GCS\a2hp1.i\90406-1.b\90406-1.b\007F0701.D
Lab Smp Id: HERB3
Inj Date : 06-APR-2009 10:53
Operator : 403375 Inst ID: a2hp1.i
Smp Info : HERB3,,2
Misc Info :
Comment :
Method : \\cansvr11\dd\chem\GCS\a2hp1.i\90406-1.b\HERB.m\HERBR.m
Meth Date : 06-Apr-2009 11:01 Quant Type: ESTD
Cal Date : 03-APR-2009 14:08 Cal File: 007F0701.D
Als bottle: 7 Continuing Calibration Sample
Dil Factor: 1.00000
Integrator: Falcon Compound Sublist: 1-corp.sub
Target Version: 4.14
Processing Host: CANSVR10

	Compounds	RT	EXP RT	DLT RT	RESPONSE	AMOUNTS CAL-AMT (ng)	AMOUNTS ON-COL (ng)
	1 Dalapon	1.144	1.144	0.000	1239488	0.04000	0.040974
$	2 DCAA	4.399	4.399	0.000	1452583	0.08000	0.081894
	3 Dicamba	4.494	4.494	0.000	3159616	0.04000	0.041750
	4 MCPP	4.583	4.583	0.000	362368	8.00000	8.0487
	5 MCPA	4.725	4.725	0.000	530271	8.00000	8.2136
	6 Dichloroprop	4.937	4.937	0.000	2202436	0.08000	0.081528
	7 2,4 D	5.141	5.141	0.000	1270279	0.08000	0.080001
	9 2,4,5 TP (Silvex)	5.683	5.683	0.000	1830514	0.02000	0.020985
	10 2,4,5 -T	5.958	5.958	0.000	3269107	0.02000	0.021348
	11 2,4 DB	6.338	6.338	0.000	1479545	0.08000	0.088497
	12 Dinoseb	6.553	6.553	0.000	1379316	0.01200	0.012467

Data File: \\cansvr11\dd\chem\GCS\a2hp1.i\90406-1.b\90406-1.b\007F0701.D

Page 1

Date : 06-APR-2009 10:53

Client ID:

Instrument: a2hp1.i

Sample Info: HERB3,,2

Operator: 403375

Column phase: clpII

Column diameter: 0.53

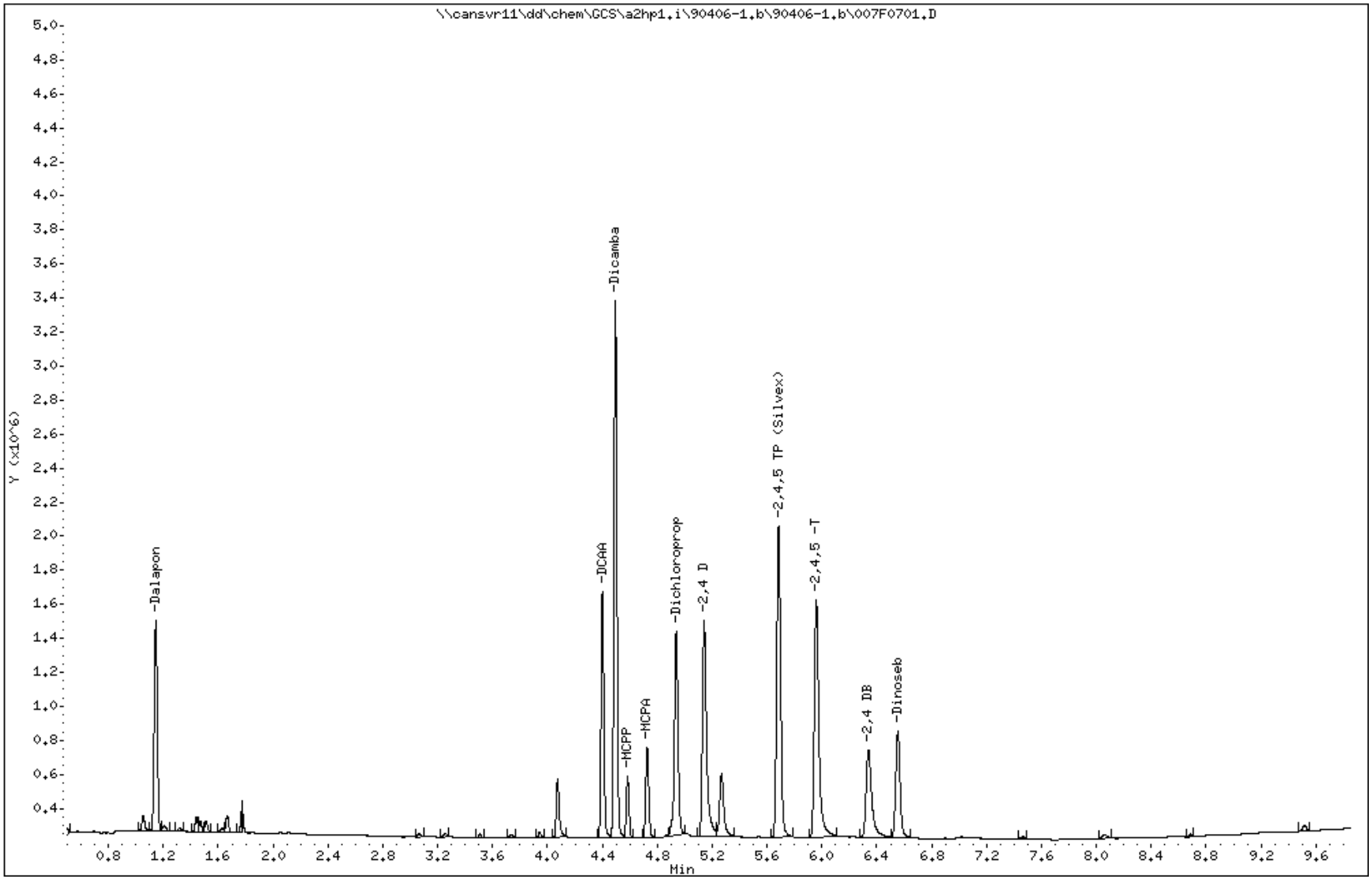

COMPOUNDS and EXP. RT REPORT

Operator: 403375 Date Acquired: 06-APR-2009 10:53
Data File: \\cansvr11\dd\chem\GCS\a2hp1.i\90406-1.b\90406-1.b\007F0701.D
Lab Sample ID: HERB3
Misc. Info:
Instrument: a2hp1.i
Method: \\cansvr11\dd\chem\GCS\a2hp1.i\90406-1.b\HERB.m\HERBR.m
Dilution Factor: 1

	Compound	RT	Area	Amount	Conc
1)	Dalapon	1.145	1859398	0.041	0.041
2)	DCAA	4.400	2078696	0.082	0.082
3)	Dicamba	4.495	4559026	0.042	0.042
4)	MCPP	4.583	511324	8.049	8.049
5)	MCPA	4.726	817644	8.214	8.214
6)	Dichloroprop	4.937	2202436	0.082	0.082
7)	2,4 D	5.141	2717672	0.080	0.080
9)	2,4,5 TP (Silvex)	5.684	3624157	0.021	0.021
10)	2,4,5 -T	5.958	3269107	0.021	0.021
11)	2,4 DB	6.338	1479545	0.088	0.088
12)	Dinoseb	6.553	1379316	0.012	0.012

Report Date: 06-Apr-2009 12:19

TestAmerica North Canton

RECOVERY REPORT

Client Name: Client SDG: SDGa00832
Sample Matrix: LIQUID Fraction: HERBICIDE
Lab Smp Id: MRL
Level: LOW Operator: 403375
Data Type: GC DATA SampleType: MRL
SpikeList File: MRL.spk Quant Type: ESTD
Sublist File: mrl.sub
Method File: \\cansvr11\dd\chem\GCS\a2hp1.i\90406-1.b\HERB.m\HERBR.m
Misc Info:

SPIKE COMPOUND	AMOUNT ADDED ng	AMOUNT RECOVERED ng	% RECOVERED	LIMITS
1 Dalapon	0.010000	0.010943	109.43	70-130
3 Dicamba	0.010000	0.011023	110.23	70-130
4 MCPP	2.0000	1.7427	87.13	70-130
5 MCPA	2.0000	2.1020	105.10	70-130
6 Dichloroprop	0.020000	0.020797	103.99	70-130
7 2,4 D	0.020000	0.018489	92.45	70-130
9 2,4,5 TP (Silvex)	0.0050000	0.0049138	98.28	70-130
10 2,4,5 -T	0.0050000	0.0047305	94.61	70-130
11 2,4 DB	0.020000	0.019190	95.95	70-130
12 Dinoseb	0.0030000	0.0027930	93.10	70-130

TestAmerica North Canton

HERBICIDES BY 8151/615

Data file : \\cansvr11\dd\chem\GCS\a2hp1.i\90406-1.b\90406-1.b\008F0801.D
Lab Smp Id: MRL
Inj Date : 06-APR-2009 11:09
Operator : 403375 Inst ID: a2hp1.i
Smp Info : MRL
Misc Info :
Comment :
Method : \\cansvr11\dd\chem\GCS\a2hp1.i\90406-1.b\HERB.m\HERBR.m
Meth Date : 06-Apr-2009 11:01 Quant Type: ESTD
Cal Date : 03-APR-2009 14:08 Cal File: 007F0701.D
Als bottle: 8 QC Sample: MRL
Dil Factor: 1.00000
Integrator: Falcon Compound Sublist: mrl.sub
Target Version: 4.14
Processing Host: CANPMSV20

Concentration Formula: Amt * DF * Vt*Vi/Vo * CpndVariable

Name	Value	Description
DF	1.000	Dilution Factor
Vt	1000.000	final volume
Vi	1.000	injection volume
Vo	500.000	initial volume
Cpnd Variable		Local Compound Variable

						CONCENTRATIONS	
						ON-COLUMN	FINAL
	Compounds	RT	EXP RT	DLT RT	RESPONSE	(ng)	(ug/L)
1	Dalapon	1.145	1.144	0.001	331026	0.01094	0.021886
3	Dicamba	4.499	4.494	0.005	834238	0.01102	0.022047
4	MCPP	4.587	4.583	0.004	78459	1.74268	3.4854
5	MCPA	4.729	4.725	0.004	135708	2.10205	4.2041
6	Dichloroprop	4.941	4.937	0.004	561825	0.02080	0.041594
7	2,4 D	5.145	5.141	0.004	293575	0.01849	0.036978
9	2,4,5 TP (Silvex)	5.685	5.683	0.002	428633	0.00491	0.0098276
10	2,4,5 -T	5.961	5.958	0.003	724415	0.00473	0.0094611
11	2,4 DB	6.344	6.338	0.006	320827	0.01919	0.038380
12	Dinoseb	6.554	6.553	0.001	309017	0.00279	0.0055860

Data File: \\cansvr11\dd\chem\GCS\a2hp1.i\90406-1.b\90406-1.b\008F0801.D

Date : 06-APR-2009 11:09

Client ID:

Instrument: a2hp1.i

Sample Info: MRL

Volume Injected (uL): 1.0

Operator: 403375

Column phase: clpII

Column diameter: 0.53

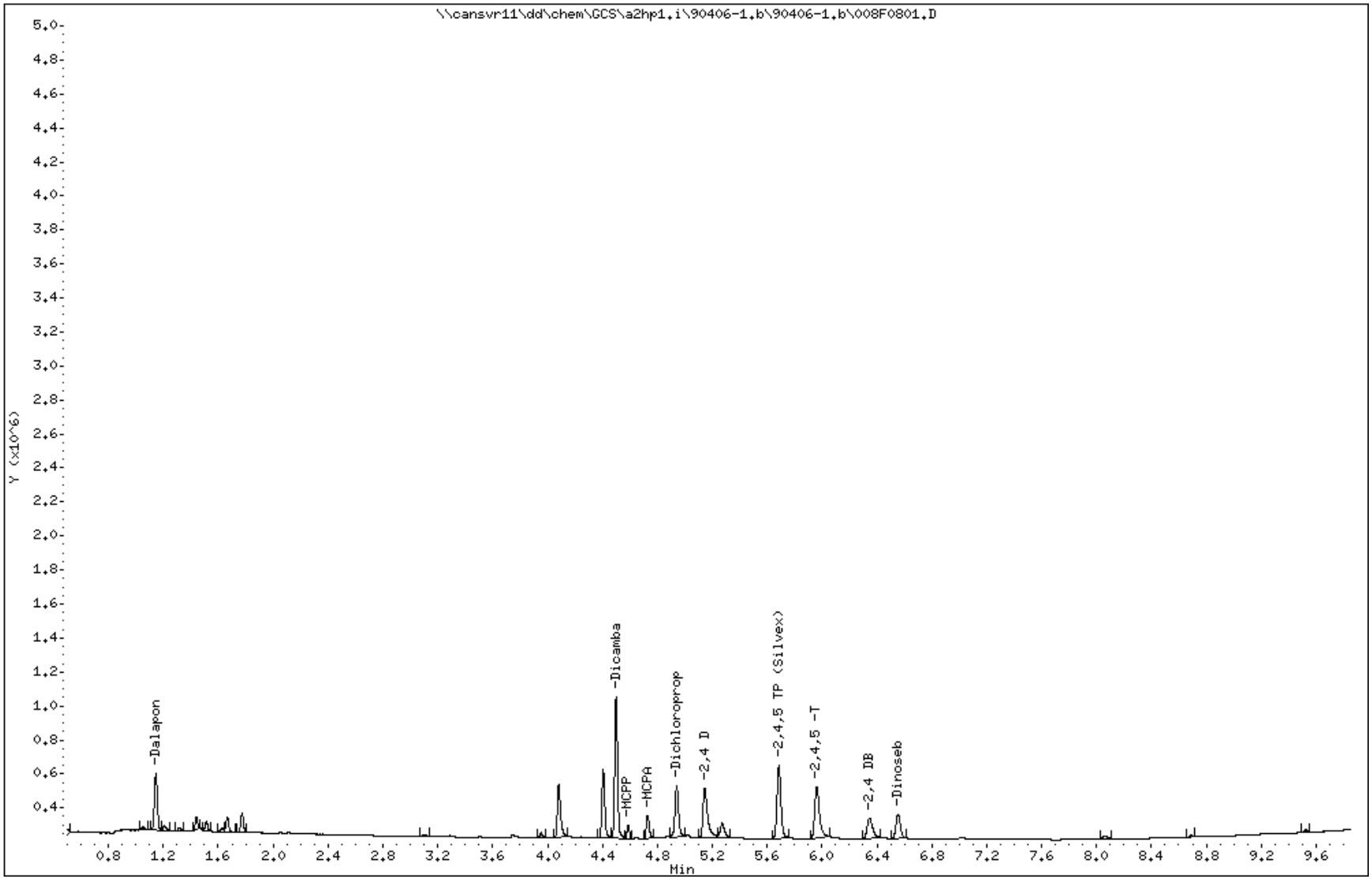

Report Date: 06-Apr-2009 13:21

TestAmerica North Canton

RECOVERY REPORT

Client Name: Client SDG: SDGa00832
Sample Matrix: LIQUID Fraction: HERBICIDE
Lab Smp Id: MRL
Level: LOW Operator: 403375
Data Type: GC DATA SampleType: MRL
SpikeList File: MRL.spk Quant Type: ESTD
Sublist File: mrl.sub
Method File: \\cansvr11\dd\chem\GCS\a2hp1.i\90406-1.b\HERB.m\HERBR.m
Misc Info:

SPIKE COMPOUND	AMOUNT ADDED ng	AMOUNT RECOVERED ng	% RECOVERED	LIMITS
1 Dalapon	0.010000	0.010827	108.27	70-130
3 Dicamba	0.010000	0.010848	108.48	70-130
4 MCPP	2.0000	1.7142	85.71	70-130
5 MCPA	2.0000	2.1028	105.14	70-130
6 Dichloroprop	0.020000	0.021444	107.22	70-130
7 2,4 D	0.020000	0.018602	93.01	70-130
9 2,4,5 TP (Silvex)	0.0050000	0.0049211	98.42	70-130
10 2,4,5 -T	0.0050000	0.0049446	98.89	70-130
11 2,4 DB	0.020000	0.020625	103.13	70-130
12 Dinoseb	0.0030000	0.0028612	95.37	70-130

TestAmerica North Canton

HERBICIDES BY 8151/615

Data file : \\cansvr11\dd\chem\GCS\a2hp1.i\90406-1.b\90406-1.b\015F1501.D
Lab Smp Id: MRL
Inj Date : 06-APR-2009 13:04
Operator : 403375 Inst ID: a2hp1.i
Smp Info : MRL
Misc Info :
Comment :
Method : \\cansvr11\dd\chem\GCS\a2hp1.i\90406-1.b\HERB.m\HERBR.m
Meth Date : 06-Apr-2009 11:01 Quant Type: ESTD
Cal Date : 03-APR-2009 14:08 Cal File: 007F0701.D
Als bottle: 15 QC Sample: MRL
Dil Factor: 1.00000
Integrator: Falcon Compound Sublist: mrl.sub
Target Version: 4.14
Processing Host: CANPMSV20

Concentration Formula: Amt * DF * Vt*Vi/Vo * CpndVariable

Name	Value	Description
DF	1.000	Dilution Factor
Vt	1000.000	final volume
Vi	1.000	injection volume
Vo	500.000	initial volume
Cpnd Variable		Local Compound Variable

						CONCENTRATIONS	
						ON-COLUMN	FINAL
	Compounds	RT	EXP RT	DLT RT	RESPONSE	(ng)	(ug/L)
1	Dalapon	1.145	1.144	0.001	327523	0.01083	0.021654
3	Dicamba	4.499	4.494	0.005	820947	0.01085	0.021696
4	MCPP	4.587	4.583	0.004	77178	1.71422	3.4284
5	MCPA	4.728	4.725	0.003	135758	2.10282	4.2056
6	Dichloroprop	4.940	4.937	0.003	579305	0.02144	0.042888
7	2,4 D	5.145	5.141	0.004	295371	0.01860	0.037204
9	2,4,5 TP (Silvex)	5.685	5.683	0.002	429271	0.00492	0.0098423
10	2,4,5 -T	5.961	5.958	0.003	757192	0.00494	0.0098892
11	2,4 DB	6.345	6.338	0.007	344827	0.02063	0.041251
12	Dinoseb	6.555	6.553	0.002	316560	0.00286	0.0057223

Data File: \\cansvr11\dd\chem\GCS\a2hp1.i\90406-1.b\90406-1.b\015F1501.D

Date : 06-APR-2009 13:04

Client ID:

Instrument: a2hp1.i

Sample Info: MRL

Volume Injected (uL): 1.0

Operator: 403375

Column phase: clpII

Column diameter: 0.53

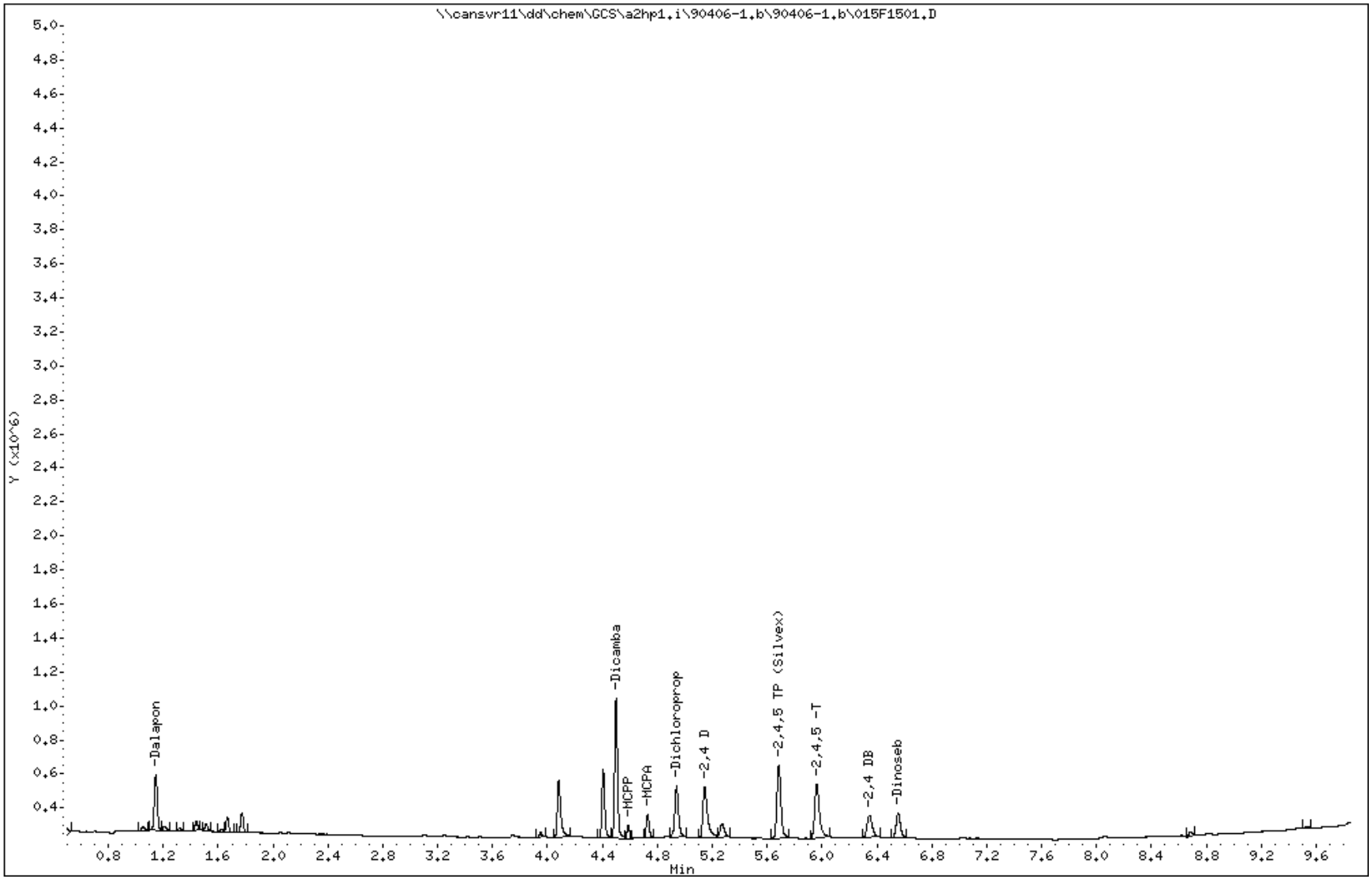

TestAmerica North Canton

CONTINUING CALIBRATION COMPOUNDS

Instrument ID: a2hp1.i Injection Date: 06-APR-2009 13:20
Lab File ID: 016F1601.D Init. Cal. Date(s): 03-APR-2009 03-APR-2009
Analysis Type: Init. Cal. Times: 12:45 14:08
Lab Sample ID: HERB3 Quant Type: ESTD
Method: \\cansvr11\dd\chem\GCS\a2hp1.i\90406-1.b\HERB.m\HERBR.m

COMPOUND	RRF / AMOUNT	RF0.040	MIN RRF	%D / %DRIFT	MAX %D / %DRIFT	CURVE TYPE
1 Dalapon	30250690	30688425	0.010	-1.44703	15.00000	Averaged
$ 2 DCAA	17737237	18449238	0.010	-4.01416	15.00000	Averaged
3 Dicamba	75678878	79361000	0.010	-4.86546	15.00000	Averaged
4 MCPP	45022	45628	0.010	-1.34599	15.00000	Averaged
5 MCPA	64560	67004	0.010	-3.78589	15.00000	Averaged
6 Dichloroprop	27014592	28281225	0.010	-4.68870	15.00000	Averaged
7 2,4 D	15878343	15406425	0.010	2.97209	15.00000	Averaged
9 2,4,5 TP (Silvex)	87230146	91959600	0.010	-5.42181	15.00000	Averaged
10 2,4,5 -T	153135717	167716950	0.010	-9.52177	15.00000	Averaged
11 2,4 DB	16718602	18951213	0.010	-13.35405	15.00000	Averaged
12 Dinoseb	110640358	114326000	0.010	-3.33119	15.00000	Averaged

TestAmerica North Canton

HERBICIDES BY 8151/615

Data file : \\cansvr11\dd\chem\GCS\a2hp1.i\90406-1.b\90406-1.b\016F1601.D
Lab Smp Id: HERB3
Inj Date : 06-APR-2009 13:20
Operator : 403375 Inst ID: a2hp1.i
Smp Info : HERB3,,2
Misc Info :
Comment :
Method : \\cansvr11\dd\chem\GCS\a2hp1.i\90406-1.b\HERB.m\HERBR.m
Meth Date : 06-Apr-2009 13:29 Quant Type: ESTD
Cal Date : 03-APR-2009 14:08 Cal File: 007F0701.D
Als bottle: 16 Continuing Calibration Sample
Dil Factor: 1.00000
Integrator: Falcon Compound Sublist: 1-corp.sub
Target Version: 4.14
Processing Host: CANPMSV20

	Compounds	RT	EXP RT	DLT RT	RESPONSE	AMOUNTS CAL-AMT (ng)	AMOUNTS ON-COL (ng)
	1 Dalapon	1.145	1.145	0.000	1227537	0.04000	0.040579
$	2 DCAA	4.400	4.400	0.000	1475939	0.08000	0.083211
	3 Dicamba	4.495	4.495	0.000	3174440	0.04000	0.041946
	4 MCPP	4.583	4.583	0.000	365025	8.00000	8.1077
	5 MCPA	4.725	4.725	0.000	536033	8.00000	8.3029
	6 Dichloroprop	4.937	4.937	0.000	2262498	0.08000	0.083751
	7 2,4 D	5.140	5.140	0.000	1232514	0.08000	0.077622
	9 2,4,5 TP (Silvex)	5.684	5.684	0.000	1839192	0.02000	0.021084
	10 2,4,5 -T	5.959	5.959	0.000	3354339	0.02000	0.021904
	11 2,4 DB	6.340	6.340	0.000	1516097	0.08000	0.090683
	12 Dinoseb	6.553	6.553	0.000	1371912	0.01200	0.012400

Data File: \\cansvr11\dd\chem\GCS\a2hp1.i\90406-1.b\90406-1.b\016F1601.D

Date : 06-APR-2009 13:20

Client ID:

Instrument: a2hp1.i

Sample Info: HERB3,,2

Operator: 403375

Column phase: clpII

Column diameter: 0.53

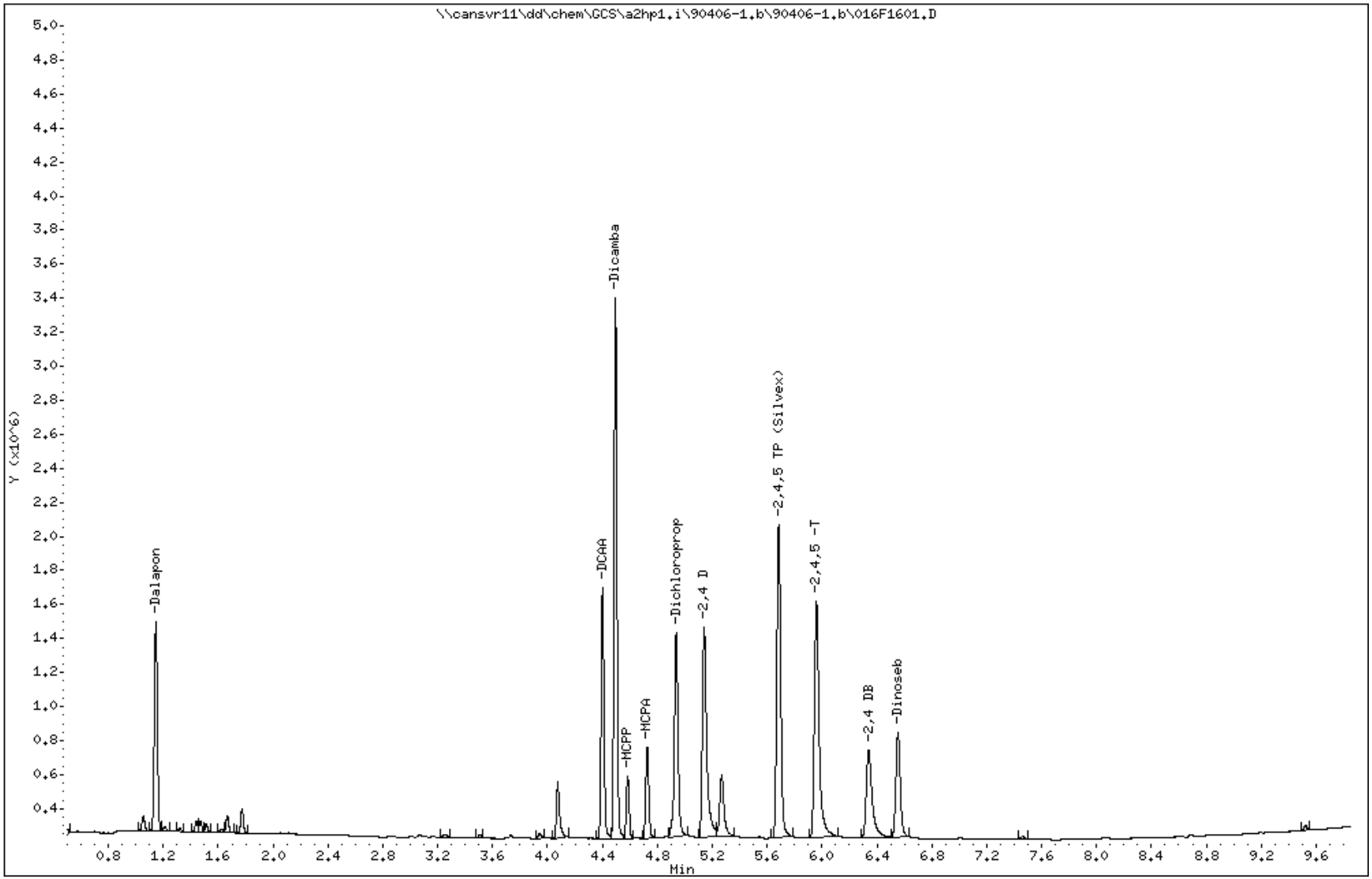

COMPOUNDS and EXP. RT REPORT

Operator: 403375 Date Acquired: 06-APR-2009 13:20
Data File: //cansvr11/dd/chem/GCS/a2hp1.i/90406-1.b/90406-1.b/016F1601.D
Lab Sample ID: HERB3
Misc. Info:
Instrument: a2hp1.i
Method: \\cansvr11\dd\chem\GCS\a2hp1.i\90406-1.b\HERB.m\HERBR.m
Dilution Factor: 1

Compound	RT	Area	Amount	Conc
1) Dalapon	1.146	1860774	0.041	0.041
2) DCAA	4.400	2127300	0.083	0.083
3) Dicamba	4.495	4608733	0.042	0.042
4) MCPP	4.583	520587	8.108	8.108
5) MCPA	4.726	836407	8.303	8.303
6) Dichloroprop	4.938	2262498	0.084	0.084
7) 2,4 D	5.141	2758505	0.078	0.078
9) 2,4,5 TP (Silvex)	5.684	3692627	0.021	0.021
10) 2,4,5 -T	5.959	3354339	0.022	0.022
11) 2,4 DB	6.340	1516097	0.091	0.091
12) Dinoseb	6.553	1371912	0.012	0.012

Report Date: 07-Apr-2009 07:05

TestAmerica North Canton

RECOVERY REPORT

Client Name: Client SDG: SDGa00832
Sample Matrix: LIQUID Fraction: HERBICIDE
Lab Smp Id: MRL
Level: LOW Operator: 403375
Data Type: GC DATA SampleType: MRL
SpikeList File: MRL.spk Quant Type: ESTD
Sublist File: mrl.sub
Method File: \\cansvr11\dd\chem\GCS\a2hp1.i\90406-1.b\HERB.m\HERBR.m
Misc Info:

SPIKE COMPOUND	AMOUNT ADDED ng	AMOUNT RECOVERED ng	% RECOVERED	LIMITS
1 Dalapon	0.010000	0.011012	110.12	70-130
3 Dicamba	0.010000	0.010952	109.52	70-130
4 MCPP	2.0000	1.7585	87.93	70-130
5 MCPA	2.0000	2.1251	106.26	70-130
6 Dichloroprop	0.020000	0.021867	109.33	70-130
7 2,4 D	0.020000	0.018630	93.15	70-130
9 2,4,5 TP (Silvex)	0.0050000	0.0049843	99.69	70-130
10 2,4,5 -T	0.0050000	0.0049124	98.25	70-130
11 2,4 DB	0.020000	0.020429	102.14	70-130
12 Dinoseb	0.0030000	0.0028821	96.07	70-130

TestAmerica North Canton

HERBICIDES BY 8151/615

Data file : \\cansvr11\dd\chem\GCS\a2hp1.i\90406-1.b\90406-1.b\027F2701.D
Lab Smp Id: MRL
Inj Date : 06-APR-2009 16:21
Operator : 403375 Inst ID: a2hp1.i
Smp Info : MRL
Misc Info :
Comment :
Method : \\cansvr11\dd\chem\GCS\a2hp1.i\90406-1.b\HERB.m\HERBR.m
Meth Date : 06-Apr-2009 20:03 Quant Type: ESTD
Cal Date : 03-APR-2009 14:08 Cal File: 007F0701.D
Als bottle: 27 QC Sample: MRL
Dil Factor: 1.00000
Integrator: Falcon Compound Sublist: mrl.sub
Target Version: 4.14
Processing Host: CANPMSV20

Concentration Formula: Amt * DF * Vt*Vi/Vo * CpndVariable

Name	Value	Description
DF	1.000	Dilution Factor
Vt	1000.000	final volume
Vi	1.000	injection volume
Vo	500.000	initial volume
Cpnd Variable		Local Compound Variable

						CONCENTRATIONS	
						ON-COLUMN	FINAL
	Compounds	RT	EXP RT	DLT RT	RESPONSE	(ng)	(ug/L)
1	Dalapon	1.145	1.144	0.001	333127	0.01101	0.022024
3	Dicamba	4.500	4.494	0.006	828855	0.01095	0.021904
4	MCPP	4.588	4.583	0.005	79172	1.75851	3.5170
5	MCPA	4.730	4.726	0.004	137199	2.12514	4.2503
6	Dichloroprop	4.941	4.938	0.003	590724	0.02187	0.043734
7	2,4 D	5.146	5.142	0.004	295821	0.01863	0.037261
9	2,4,5 TP (Silvex)	5.685	5.684	0.001	434785	0.00498	0.0099687
10	2,4,5 -T	5.962	5.960	0.002	752257	0.00491	0.0098247
11	2,4 DB	6.344	6.342	0.002	341543	0.02043	0.040858
12	Dinoseb	6.555	6.555	0.000	318881	0.00288	0.0057643

Data File: \\cansvr11\dd\chem\GCS\a2hp1.i\90406-1.b\90406-1.b\027F2701.D

Date : 06-APR-2009 16:21

Client ID:

Instrument: a2hp1.i

Sample Info: MRL

Volume Injected (uL): 1.0

Operator: 403375

Column phase: clpII

Column diameter: 0.53

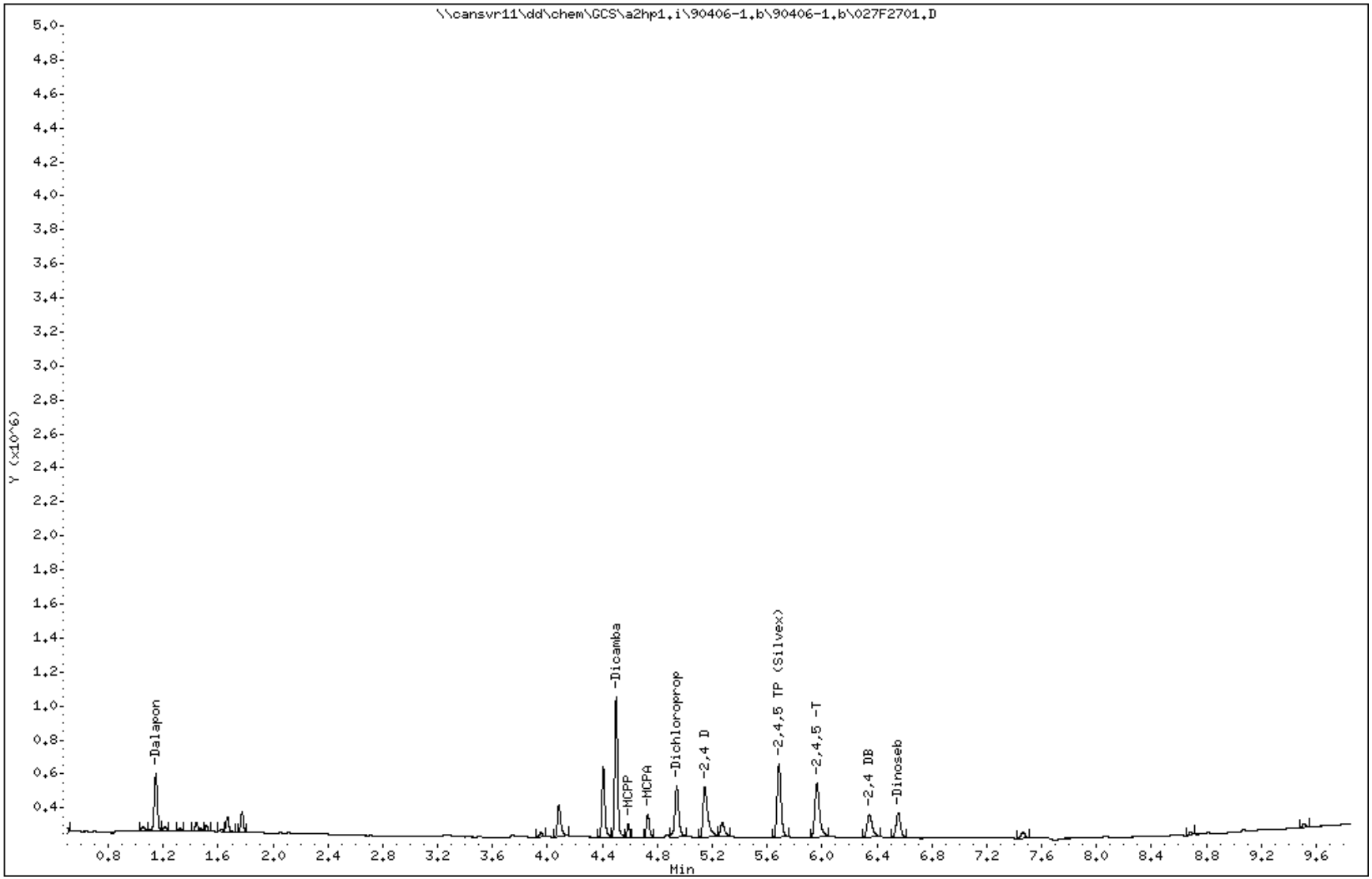

TestAmerica North Canton

CONTINUING CALIBRATION COMPOUNDS

Instrument ID: a2hp1.i Injection Date: 06-APR-2009 16:37
Lab File ID: 028F2801.D Init. Cal. Date(s): 03-APR-2009 03-APR-2009
Analysis Type: Init. Cal. Times: 12:45 14:08
Lab Sample ID: HERB3 Quant Type: ESTD
Method: \\cansvr11\dd\chem\GCS\a2hp1.i\90406-1.b\HERB.m\HERBR.m

COMPOUND	RRF / AMOUNT	RF0.040	MIN RRF	%D / %DRIFT	MAX %D / %DRIFT	CURVE TYPE
1 Dalapon	30250690	30506250	0.010	-0.84481	15.00000	Averaged
$ 2 DCAA	17737237	18474438	0.010	-4.15623	15.00000	Averaged
3 Dicamba	75678878	79750625	0.010	-5.38030	15.00000	Averaged
4 MCPP	45022	46476	0.010	-3.22867	15.00000	Averaged
5 MCPA	64560	66378	0.010	-2.81528	15.00000	Averaged
6 Dichloroprop	27014592	29157488	0.010	-7.93236	15.00000	Averaged
7 2,4 D	15878343	15345813	0.010	3.35382	15.00000	Averaged
9 2,4,5 TP (Silvex)	87230146	92417900	0.010	-5.94720	15.00000	Averaged
10 2,4,5 -T	153135717	166922800	0.010	-9.00318	15.00000	Averaged
11 2,4 DB	16718602	19064863	0.010	-14.03383	15.00000	Averaged
12 Dinoseb	110640358	114933250	0.010	-3.88004	15.00000	Averaged

TestAmerica North Canton

HERBICIDES BY 8151/615

Data file : \\cansvr11\dd\chem\GCS\a2hp1.i\90406-1.b\90406-1.b\028F2801.D
Lab Smp Id: HERB3
Inj Date : 06-APR-2009 16:37
Operator : 403375 Inst ID: a2hp1.i
Smp Info : HERB3,,2
Misc Info :
Comment :
Method : \\cansvr11\dd\chem\GCS\a2hp1.i\90406-1.b\HERB.m\HERBR.m
Meth Date : 06-Apr-2009 16:47 Quant Type: ESTD
Cal Date : 03-APR-2009 14:08 Cal File: 007F0701.D
Als bottle: 28 Continuing Calibration Sample
Dil Factor: 1.00000
Integrator: Falcon Compound Sublist: 1-corp.sub
Target Version: 4.14
Processing Host: CANSVR10

	Compounds	RT	EXP RT	DLT RT	RESPONSE	AMOUNTS CAL-AMT (ng)	AMOUNTS ON-COL (ng)
	1 Dalapon	1.146	1.146	0.000	1220250	0.04000	0.040338
$	2 DCAA	4.401	4.401	0.000	1477955	0.08000	0.083325
	3 Dicamba	4.495	4.495	0.000	3190025	0.04000	0.042152
	4 MCPP	4.584	4.584	0.000	371806	8.00000	8.2583
	5 MCPA	4.726	4.726	0.000	531020	8.00000	8.2252
	6 Dichloroprop	4.938	4.938	0.000	2332599	0.08000	0.086346
	7 2,4 D	5.142	5.142	0.000	1227665	0.08000	0.077317
	9 2,4,5 TP (Silvex)	5.684	5.684	0.000	1848358	0.02000	0.021189
	10 2,4,5 -T	5.959	5.959	0.000	3338456	0.02000	0.021801
	11 2,4 DB	6.340	6.340	0.000	1525189	0.08000	0.091227
	12 Dinoseb	6.553	6.553	0.000	1379199	0.01200	0.012466

Data File: \\cansvr11\dd\chem\GCS\a2hp1.i\90406-1.b\90406-1.b\028F2801.D

Date : 06-APR-2009 16:37

Client ID:

Instrument: a2hp1.i

Sample Info: HERB3,,2

Operator: 403375

Column phase: clpII

Column diameter: 0.53

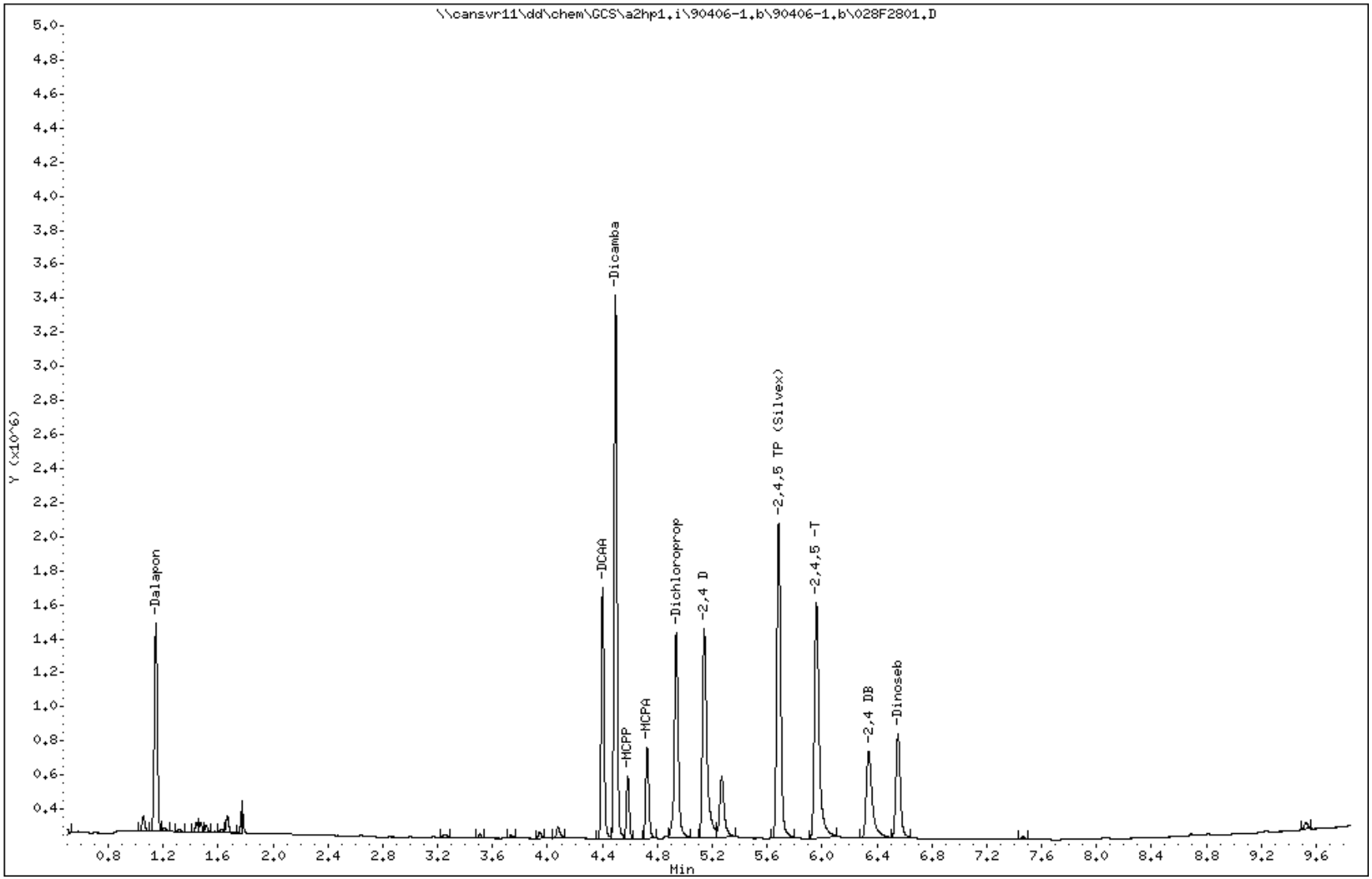

COMPOUNDS and EXP. RT REPORT

Operator: 403375 Date Acquired: 06-APR-2009 16:37
Data File: \\cansvr11\dd\chem\GCS\a2hp1.i\90406-1.b\90406-1.b\028F2801.D
Lab Sample ID: HERB3
Misc. Info:
Instrument: a2hp1.i
Method: \\cansvr11\dd\chem\GCS\a2hp1.i\90406-1.b\HERB.m\HERBR.m
Dilution Factor: 1

Compound	RT	Area	Amount	Conc
1) Dalapon	1.146	1849588	0.040	0.040
2) DCAA	4.401	2165605	0.083	0.083
3) Dicamba	4.495	4650406	0.042	0.042
4) MCPP	4.584	529529	8.258	8.258
5) MCPA	4.727	847261	8.225	8.225
6) Dichloroprop	4.939	2332599	0.086	0.086
7) 2,4 D	5.143	2786594	0.077	0.077
9) 2,4,5 TP (Silvex)	5.684	3729063	0.021	0.021
10) 2,4,5 -T	5.959	3338456	0.022	0.022
11) 2,4 DB	6.340	1525189	0.091	0.091
12) Dinoseb	6.554	1379199	0.012	0.012

TestAmerica
THE LEADER IN ENVIRONMENTAL TESTING

RAW QC DATA

LABORATORY CONTROL SAMPLE EVALUATION REPORT

GC Semivolatiles

Client Lot #...: A9C310174 **Work Order #...:** K9FVJ1AC-LCS **Matrix.....:** WATER
LCS Lot-Sample#: A9D020000-031 K9FVJ1AD-LCSD
Prep Date.....: 04/02/09 **Analysis Date..:** 04/06/09
Prep Batch #...: 9092031
Dilution Factor: 1 **Final Wgt/Vol..:** 10 mL
Initial Wgt/Vol: 100 mL

PARAMETER	PERCENT RECOVERY	RECOVERY LIMITS	RPD	RPD LIMITS	METHOD
2,4-D	**88**	**(35 - 136)**			**SW846 8151A**
	87	**(35 - 136)**	**0.57**	**(0-50)**	**SW846 8151A**
2,4,5-TP (Silvex)	**79**	**(46 - 112)**			**SW846 8151A**
	77	**(46 - 112)**	**3.4**	**(0-63)**	**SW846 8151A**

SURROGATE	PERCENT RECOVERY	RECOVERY LIMITS
2,4-Dichlorophenylacetic **acid**	75	(37 - 116)
	71	(37 - 116)

NOTE(S):

Calculations are performed before rounding to avoid round-off errors in calculated results.

Bold print denotes control parameters

LABORATORY CONTROL SAMPLE DATA REPORT

GC Semivolatiles

Client Lot #...: A9C310174 **Work Order #...:** K9FVJ1AC-LCS **Matrix.....:** WATER
LCS Lot-Sample#: A9D020000-031 K9FVJ1AD-LCSD
Prep Date.....: 04/02/09 **Analysis Date..:** 04/06/09
Prep Batch #...: 9092031
Dilution Factor: 1 **Final Wgt/Vol..:** 10 mL
Initial Wgt/Vol: 100 mL

PARAMETER	SPIKE AMOUNT	MEASURED AMOUNT	UNITS	PERCENT RECOVERY	RPD	METHOD
2,4-D	**0.020**	**0.018**	**mg/L**	**88**		**SW846 8151A**
	0.020	**0.017**	**mg/L**	**87**	**0.57**	**SW846 8151A**
2,4,5-TP (Silvex)	**0.0050**	**0.0040**	**mg/L**	**79**		**SW846 8151A**
	0.0050	**0.0038**	**mg/L**	**77**	**3.4**	**SW846 8151A**

SURROGATE	PERCENT RECOVERY	RECOVERY LIMITS
2,4-Dichlorophenylacetic **acid**	75	(37 - 116)
	71	(37 - 116)

NOTE(S):

Calculations are performed before rounding to avoid round-off errors in calculated results.

Bold print denotes control parameters

TestAmerica North Canton

HERBICIDES BY 8151/615

Data file : \\cansvr11\dd\chem\GCS\a2hp1.i\90406-1.b\013F1301.D
Lab Smp Id: K9FVJ1AC Client Smp ID: INTRA-LAB CHECK
Inj Date : 06-APR-2009 12:31
Operator : 403375 Inst ID: a2hp1.i
Smp Info : K9FVJ1AC
Misc Info :
Comment   :
Method   : \\cansvr11\dd\chem\GCS\a2hp1.i\90406-1.b\HERB.m
Meth Date : 06-Apr-2009 11:01 Quant Type: ESTD
Cal Date : 03-APR-2009 14:08 Cal File: 007F0701.D
Als bottle: 13 QC Sample: METHOD SPIKE
Dil Factor: 1.00000
Integrator: Falcon Compound Sublist: tclp.sub
Target Version: 4.14
Processing Host: CANPMSV20

Concentration Formula: Amt * DF * Vt/Vo * CpndVariable

Name	Value	Description
DF	1.000	Dilution Factor
Vt	10.000	Final Volume
Vo	100.000	Initial Volume
Cpnd Variable		Local Compound Variable

						CONCENTRATIONS	
						ON-COLUMN	FINAL
Compounds		RT	EXP RT	DLT RT	RESPONSE	(ng)	(mg/L)
$	2 DCAA	4.160	4.153	0.007	3331048	0.14951	0.01495
	7 2,4 D	4.801	4.804	-0.003	3489995	0.17503	0.01750
	9 2,4,5 TP (Silvex)	5.312	5.316	-0.004	8731351	0.03974	0.003974

Data File: \\cansvr11\dd\chem\GCS\a2hp1.i\90406-1.b\013F1301.D

Date : 06-APR-2009 12:31

Client ID: INTRA-LAB CHECK

Instrument: a2hp1.i

Sample Info: K9FVJ1AC

Purge Volume: 100.0

Operator: 403375

Column phase: pestclpI

Column diameter: 0.53

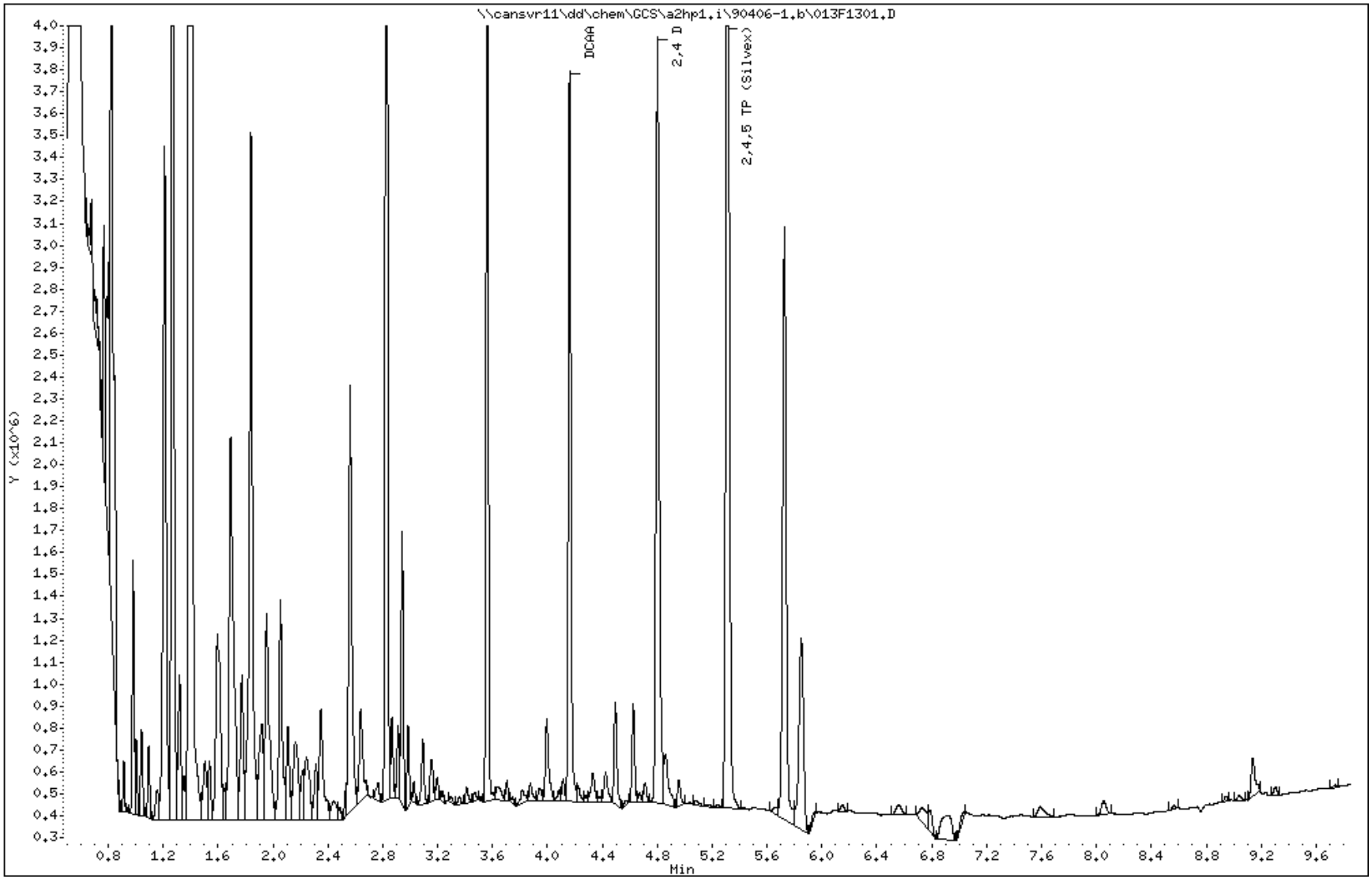

COMPOUNDS and EXP. RT REPORT

Operator: 403375 Date Acquired: 06-APR-2009 12:31
Data File: //cansvr11/dd/chem/GCS/a2hp1.i/90406-1.b/013F1301.D
Lab Sample ID: K9FVJ1AC
Misc. Info:
Instrument: a2hp1.i
Method: \\cansvr11\dd\chem\GCS\a2hp1.i\90406-1.b\HERB.m
Dilution Factor: 1

Compound	RT	Area	Amount	Conc
2) DCAA	4.160	4370605	0.150	0.015 mg/L
7) 2,4 D	4.801	5899922	0.175	0.018 mg/L
9) 2,4,5 TP (Silvex)	5.312	8731351	0.040	0.004 mg/L

TestAmerica North Canton

HERBICIDES BY 8151/615

Data file : \\cansvr11\dd\chem\GCS\a2hp1.i\90406-1.b\90406-1.b\013F1301.D
Lab Smp Id: K9FVJ1AC Client Smp ID: INTRA-LAB CHECK
Inj Date : 06-APR-2009 12:31
Operator : 403375 Inst ID: a2hp1.i
Smp Info : K9FVJ1AC
Misc Info :
Comment :
Method : \\cansvr11\dd\chem\GCS\a2hp1.i\90406-1.b\HERB.m\HERBR.m
Meth Date : 06-Apr-2009 11:01 Quant Type: ESTD
Cal Date : 03-APR-2009 14:08 Cal File: 007F0701.D
Als bottle: 13 QC Sample: METHOD SPIKE
Dil Factor: 1.00000
Integrator: Falcon Compound Sublist: tclp.sub
Target Version: 4.14
Processing Host: CANPMSV20

Concentration Formula: Amt * DF * Vt/Vo * CpndVariable

Name	Value	Description
DF	1.000	Dilution Factor
Vt	10.000	Final Volume
Vo	100.000	Initial Volume
Cpnd Variable		Local Compound Variable

Compounds	RT	EXP RT	DLT RT	RESPONSE	CONCENTRATIONS ON-COLUMN (ng)	CONCENTRATIONS FINAL (mg/L)
$ 2 DCAA	4.404	4.399	0.005	5070849	0.28589	0.028589(R)
7 2,4 D	5.138	5.141	-0.003	2819399	0.17756	0.017756
9 2,4,5 TP (Silvex)	5.681	5.683	-0.002	3764206	0.04315	0.0043152

QC Flag Legend

R - Spike/Surrogate failed recovery limits.

Data File: \\cansvr11\dd\chem\GCS\a2hp1.i\90406-1.b\90406-1.b\013F1301.D

Date : 06-APR-2009 12:31

Client ID: INTRA-LAB CHECK

Instrument: a2hp1.i

Sample Info: K9FVJ1AC

Purge Volume: 100.0

Operator: 403375

Column phase: clpII

Column diameter: 0.53

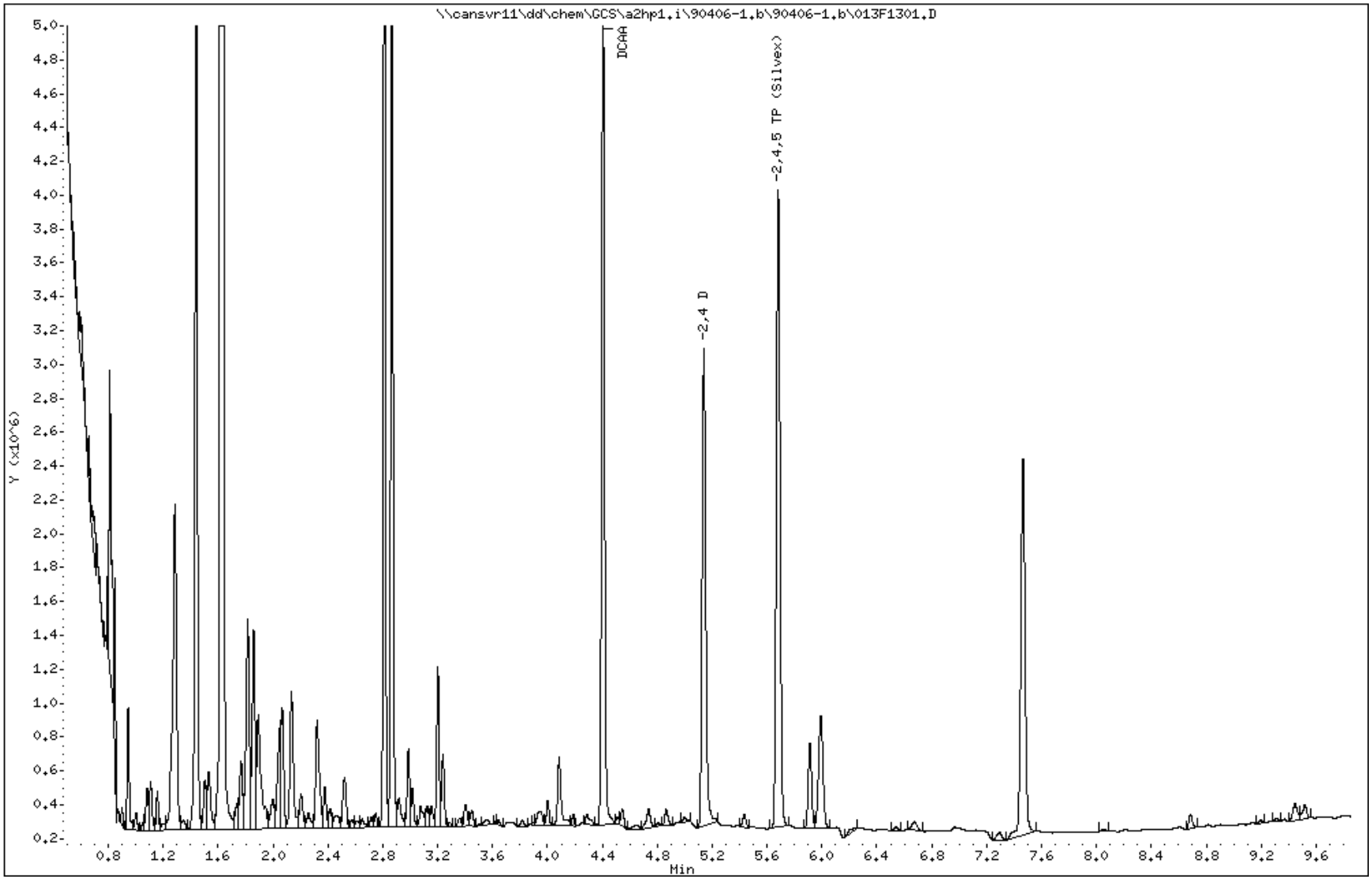

COMPOUNDS and EXP. RT REPORT

Operator: 403375 Date Acquired: 06-APR-2009 12:31
Data File: //cansvr11/dd/chem/GCS/a2hp1.i/90406-1.b/90406-1.b/013F1301.D
Lab Sample ID: K9FVJ1AC
Misc. Info:
Instrument: a2hp1.i
Method: \\cansvr11\dd\chem\GCS\a2hp1.i\90406-1.b\HERB.m\HERBR.m
Dilution Factor: 1

Compound	RT	Area	Amount	Conc
2) DCAA	4.405	7303092	0.286	0.029 mg/L
7) 2,4 D	5.139	5164538	0.178	0.018 mg/L
9) 2,4,5 TP (Silvex)	5.681	7088466	0.043	0.004 mg/L

TestAmerica North Canton

HERBICIDES BY 8151/615

Data file : \\cansvr11\dd\chem\GCS\a2hp1.i\90406-1.b\014F1401.D
Lab Smp Id: K9FVJ1AD Client Smp ID: INTRA-LAB CHECK
Inj Date : 06-APR-2009 12:48
Operator : 403375 Inst ID: a2hp1.i
Smp Info : K9FVJ1AD
Misc Info :
Comment   :
Method   : \\cansvr11\dd\chem\GCS\a2hp1.i\90406-1.b\HERB.m
Meth Date : 06-Apr-2009 11:01 Quant Type: ESTD
Cal Date : 03-APR-2009 14:08 Cal File: 007F0701.D
Als bottle: 14 QC Sample: METHOD SPIKE
Dil Factor: 1.00000
Integrator: Falcon Compound Sublist: tclp.sub
Target Version: 4.14
Processing Host: CANPMSV20

Concentration Formula: Amt * DF * Vt/Vo * CpndVariable

Name	Value	Description
DF	1.000	Dilution Factor
Vt	10.000	Final Volume
Vo	100.000	Initial Volume
Cpnd Variable		Local Compound Variable

						CONCENTRATIONS	
						ON-COLUMN	FINAL
Compounds		RT	EXP RT	DLT RT	RESPONSE	(ng)	(mg/L)
$	2 DCAA	4.160	4.153	0.007	3180474	0.14275	0.01428
	7 2,4 D	4.800	4.804	-0.004	3469731	0.17401	0.01740
	9 2,4,5 TP (Silvex)	5.311	5.316	-0.005	8438283	0.03841	0.003841

Data File: \\cansvr11\dd\chem\GCS\a2hp1.i\90406-1.b\014F1401.D

Date : 06-APR-2009 12:48

Client ID: INTRA-LAB CHECK

Instrument: a2hp1.i

Sample Info: K9FVJ1AD

Purge Volume: 100.0

Operator: 403375

Column phase: pestclpI

Column diameter: 0.53

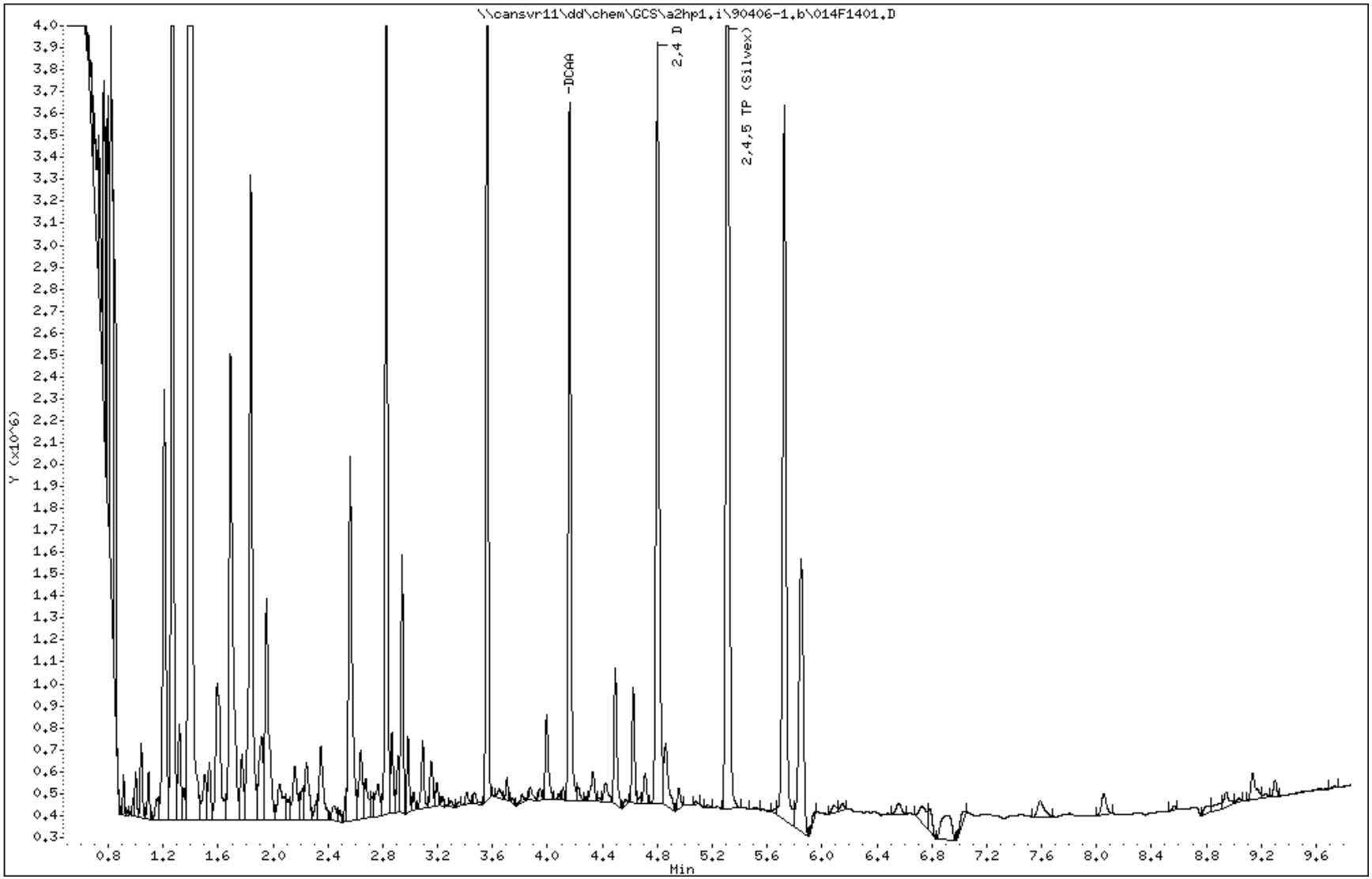

COMPOUNDS and EXP. RT REPORT

Operator: 403375 Date Acquired: 06-APR-2009 12:48
Data File: //cansvr11/dd/chem/GCS/a2hp1.i/90406-1.b/014F1401.D
Lab Sample ID: K9FVJ1AD
Misc. Info:
Instrument: a2hp1.i
Method: \\cansvr11\dd\chem\GCS\a2hp1.i\90406-1.b\HERB.m
Dilution Factor: 1

Compound	RT	Area	Amount	Conc
2) DCAA	4.161	4134619	0.143	0.014 mg/L
7) 2,4 D	4.801	5726698	0.174	0.017 mg/L
9) 2,4,5 TP (Silvex)	5.312	8438283	0.038	0.004 mg/L

TestAmerica North Canton

HERBICIDES BY 8151/615

Data file : \\cansvr11\dd\chem\GCS\a2hp1.i\90406-1.b\90406-1.b\014F1401.D
Lab Smp Id: K9FVJ1AD Client Smp ID: INTRA-LAB CHECK
Inj Date : 06-APR-2009 12:48
Operator : 403375 Inst ID: a2hp1.i
Smp Info : K9FVJ1AD
Misc Info :
Comment :
Method : \\cansvr11\dd\chem\GCS\a2hp1.i\90406-1.b\HERB.m\HERBR.m
Meth Date : 06-Apr-2009 11:01 Quant Type: ESTD
Cal Date : 03-APR-2009 14:08 Cal File: 007F0701.D
Als bottle: 14 QC Sample: METHOD SPIKE
Dil Factor: 1.00000
Integrator: Falcon Compound Sublist: tclp.sub
Target Version: 4.14
Processing Host: CANPMSV20

Concentration Formula: Amt * DF * Vt/Vo * CpndVariable

Name	Value	Description
DF	1.000	Dilution Factor
Vt	10.000	Final Volume
Vo	100.000	Initial Volume
Cpnd Variable		Local Compound Variable

Compounds	RT	EXP RT	DLT RT	RESPONSE	CONCENTRATIONS ON-COLUMN (ng)	CONCENTRATIONS FINAL (mg/L)
$ 2 DCAA	4.403	4.399	0.004	5353860	0.30184	0.030184(R)
7 2,4 D	5.137	5.141	-0.004	2770292	0.17447	0.017447
9 2,4,5 TP (Silvex)	5.680	5.683	-0.003	3653237	0.04188	0.0041880

QC Flag Legend

R - Spike/Surrogate failed recovery limits.

Data File: \\cansvr11\dd\chem\GCS\a2hp1.i\90406-1.b\90406-1.b\014F1401.D

Date : 06-APR-2009 12:48

Client ID: INTRA-LAB CHECK

Instrument: a2hp1.i

Sample Info: K9FVJ1AD

Purge Volume: 100.0

Operator: 403375

Column phase: clpII

Column diameter: 0.53

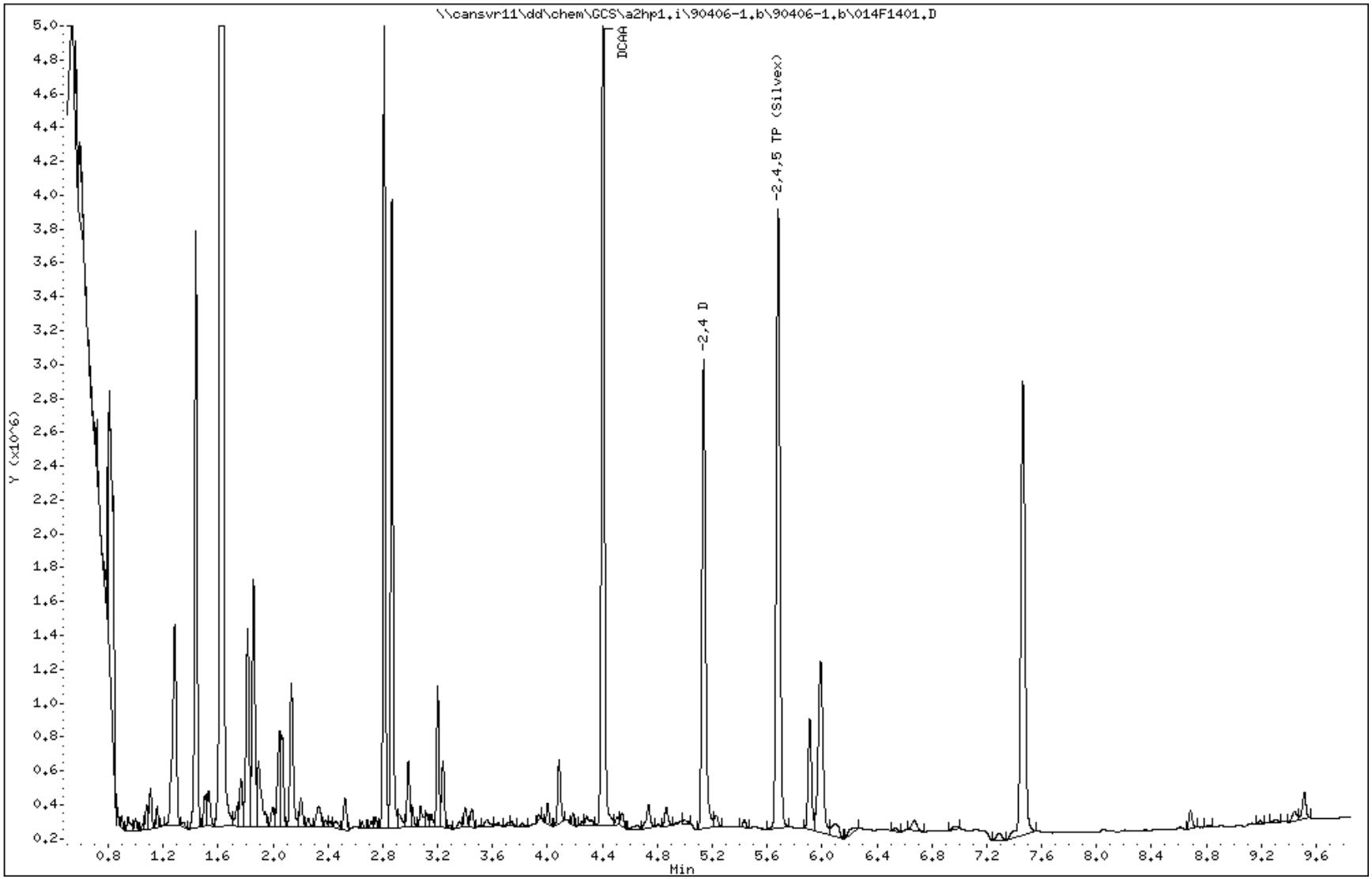

COMPOUNDS and EXP. RT REPORT

Operator: 403375 Date Acquired: 06-APR-2009 12:48
Data File: //cansvr11/dd/chem/GCS/a2hp1.i/90406-1.b/90406-1.b/014F1401.D
Lab Sample ID: K9FVJ1AD
Misc. Info:
Instrument: a2hp1.i
Method: \\cansvr11\dd\chem\GCS\a2hp1.i\90406-1.b\HERB.m\HERBR.m
Dilution Factor: 1

Compound	RT	Area	Amount	Conc
2) DCAA	4.403	7679539	0.302	0.030 mg/L
7) 2,4 D	5.138	5087958	0.174	0.017 mg/L
9) 2,4,5 TP (Silvex)	5.681	6927787	0.042	0.004 mg/L

LABORATORY CONTROL SAMPLE EVALUATION REPORT

GC Semivolatiles

Client Lot #...: A9C310174 **Work Order #...:** K9FVK1AC-LCS **Matrix.....:** SOLID
LCS Lot-Sample#: A9D020000-032 K9FVK1AD-LCSD
Prep Date.....: 04/02/09 **Analysis Date..:** 04/06/09
Prep Batch #...: 9092032
Dilution Factor: 1 **Final Wgt/Vol..:** 10 mL
Initial Wgt/Vol: 100 mL

PARAMETER	PERCENT RECOVERY	RECOVERY LIMITS	RPD	RPD LIMITS	METHOD
2,4-D	**86**	**(35 - 136)**			**SW846 8151A**
	85	**(35 - 136)**	**1.4**	**(0-50)**	**SW846 8151A**
2,4,5-TP (Silvex)	**77**	**(46 - 112)**			**SW846 8151A**
	76	**(46 - 112)**	**2.1**	**(0-63)**	**SW846 8151A**

SURROGATE	PERCENT RECOVERY	RECOVERY LIMITS
2,4-Dichlorophenylacetic **acid**	73	(37 - 116)
	72	(37 - 116)

NOTE(S):

Calculations are performed before rounding to avoid round-off errors in calculated results.

Bold print denotes control parameters

LABORATORY CONTROL SAMPLE DATA REPORT

GC Semivolatiles

Client Lot #...: A9C310174 **Work Order #...:** K9FVK1AC-LCS **Matrix.....:** SOLID
LCS Lot-Sample#: A9D020000-032 K9FVK1AD-LCSD
Prep Date.....: 04/02/09 **Analysis Date..:** 04/06/09
Prep Batch #...: 9092032
Dilution Factor: 1 **Final Wgt/Vol..:** 10 mL
Initial Wgt/Vol: 100 mL

PARAMETER	SPIKE AMOUNT	MEASURED AMOUNT	UNITS	PERCENT RECOVERY	RPD	METHOD
2,4-D	**0.020**	**0.017**	**mg/L**	**86**		**SW846 8151A**
	0.020	**0.017**	**mg/L**	**85**	**1.4**	**SW846 8151A**
2,4,5-TP (Silvex)	**0.0050**	**0.0039**	**mg/L**	**77**		**SW846 8151A**
	0.0050	**0.0038**	**mg/L**	**76**	**2.1**	**SW846 8151A**

SURROGATE	PERCENT RECOVERY	RECOVERY LIMITS
2,4-Dichlorophenylacetic **acid**	73	(37 - 116)
	72	(37 - 116)

NOTE(S):

Calculations are performed before rounding to avoid round-off errors in calculated results.

Bold print denotes control parameters

TestAmerica North Canton

HERBICIDES BY 8151/615

Data file : \\cansvr11\dd\chem\GCS\a2hp1.i\90406-1.b\025F2501.D
Lab Smp Id: K9FVK1AC Client Smp ID: INTRA-LAB CHECK
Inj Date : 06-APR-2009 15:48
Operator : 403375 Inst ID: a2hp1.i
Smp Info : K9FVK1AC
Misc Info :
Comment   :
Method   : \\cansvr11\dd\chem\GCS\a2hp1.i\90406-1.b\HERB.m
Meth Date : 07-Apr-2009 07:01 lawrencer Quant Type: ESTD
Cal Date : 06-APR-2009 18:16 Cal File: 034F3401.D
Als bottle: 25 QC Sample: METHOD SPIKE
Dil Factor: 1.00000
Integrator: Falcon Compound Sublist: tclp.sub
Target Version: 4.14
Processing Host: CANPMSV20

Concentration Formula: Amt * DF * Vt/Vo * CpndVariable

Name	Value	Description
DF	1.000	Dilution Factor
Vt	10.000	Final Volume
Vo	100.000	Initial Volume
Cpnd Variable		Local Compound Variable

						CONCENTRATIONS	
						ON-COLUMN	FINAL
Compounds		RT	EXP RT	DLT RT	RESPONSE	(ng)	(mg/L)
$	2 DCAA	4.160	4.153	0.007	3236569	0.14527	0.01453
	7 2,4 D	4.801	4.804	-0.003	3448160	0.17293	0.01729
	9 2,4,5 TP (Silvex)	5.312	5.317	-0.005	8505974	0.03872	0.003872

Data File: \\cansvr11\dd\chem\GCS\a2hp1.i\90406-1.b\025F2501.D

Date : 06-APR-2009 15:48

Client ID: INTRA-LAB CHECK

Instrument: a2hp1.i

Sample Info: K9FVK1AC

Purge Volume: 100.0

Operator: 403375

Column phase: pestclpI

Column diameter: 0.53

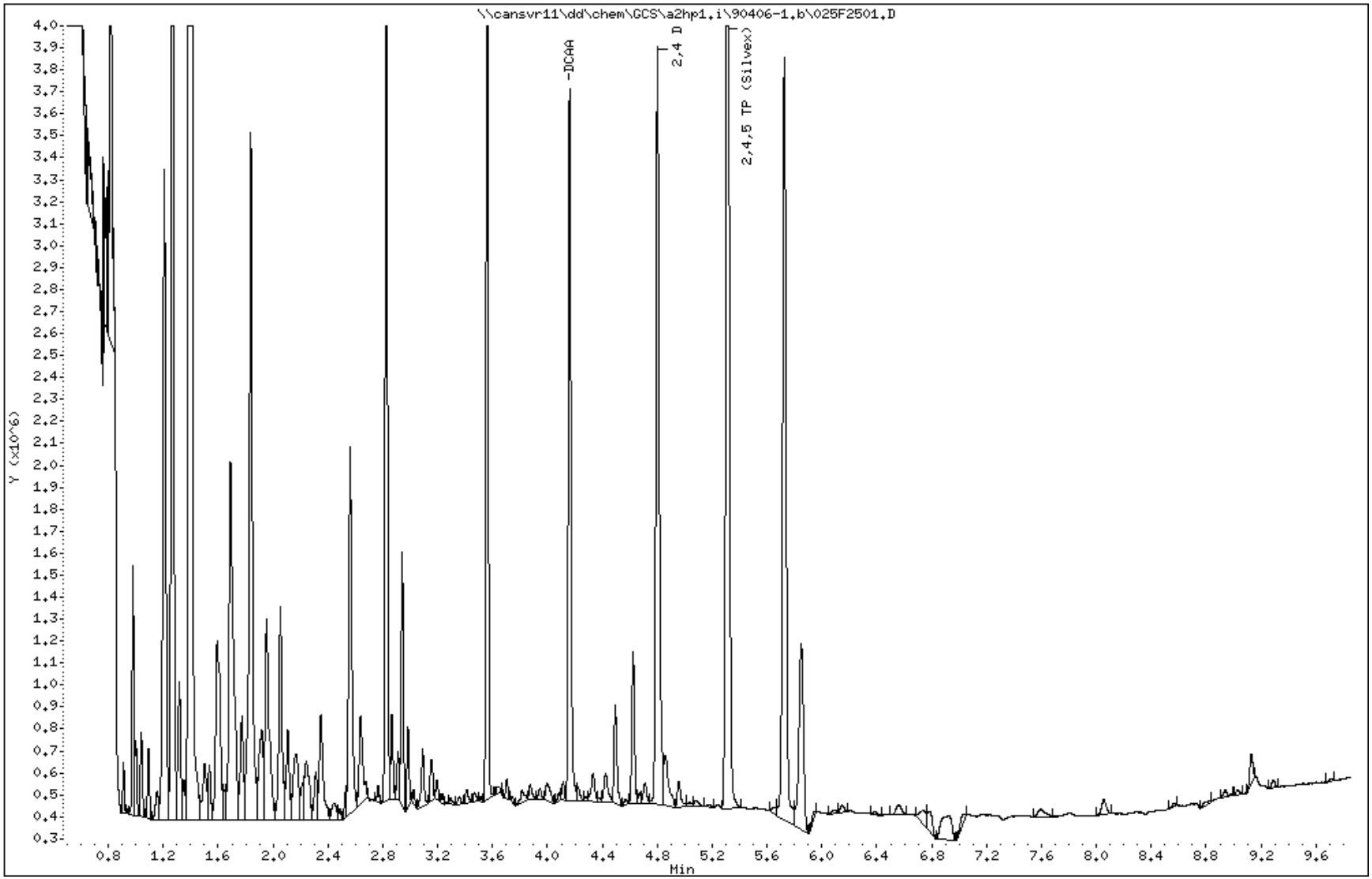

COMPOUNDS and EXP. RT REPORT

Operator: 403375 Date Acquired: 06-APR-2009 15:48
Data File: //cansvr11/dd/chem/GCS/a2hp1.i/90406-1.b/025F2501.D
Lab Sample ID: K9FVK1AC
Misc. Info:
Instrument: a2hp1.i
Method: \\cansvr11\dd\chem\GCS\a2hp1.i\90406-1.b\HERB.m
Dilution Factor: 1

Compound	RT	Area	Amount	Conc
2) DCAA	4.161	4245951	0.145	0.015 mg/L
7) 2,4 D	4.801	5842781	0.173	0.017 mg/L
9) 2,4,5 TP (Silvex)	5.312	8505974	0.039	0.004 mg/L

TestAmerica North Canton

HERBICIDES BY 8151/615

Data file : \\cansvr11\dd\chem\GCS\a2hp1.i\90406-1.b\90406-1.b\025F2501.D
Lab Smp Id: K9FVK1AC Client Smp ID: INTRA-LAB CHECK
Inj Date : 06-APR-2009 15:48
Operator : 403375 Inst ID: a2hp1.i
Smp Info : K9FVK1AC
Misc Info :
Comment :
Method : \\cansvr11\dd\chem\GCS\a2hp1.i\90406-1.b\HERB.m\HERBR.m
Meth Date : 07-Apr-2009 07:07 lawrencer Quant Type: ESTD
Cal Date : 06-APR-2009 18:16 Cal File: 034F3401.D
Als bottle: 25 QC Sample: METHOD SPIKE
Dil Factor: 1.00000
Integrator: Falcon Compound Sublist: tclp.sub
Target Version: 4.14
Processing Host: CANPMSV20

Concentration Formula: Amt * DF * Vt/Vo * CpndVariable

Name	Value	Description
DF	1.000	Dilution Factor
Vt	10.000	Final Volume
Vo	100.000	Initial Volume
Cpnd Variable		Local Compound Variable

Compounds	RT	EXP RT	DLT RT	RESPONSE	CONCENTRATIONS ON-COLUMN (ng)	CONCENTRATIONS FINAL (mg/L)
$ 2 DCAA	4.404	4.400	0.004	4997947	0.28178	0.028178(R)
7 2,4 D	5.137	5.142	-0.005	2788611	0.17562	0.017562
9 2,4,5 TP (Silvex)	5.680	5.684	-0.004	3734918	0.04282	0.0042817

QC Flag Legend

R - Spike/Surrogate failed recovery limits.

Data File: \\cansvr11\dd\chem\GCS\a2hp1.i\90406-1.b\90406-1.b\025F2501.D

Date : 06-APR-2009 15:48

Client ID: INTRA-LAB CHECK

Instrument: a2hp1.i

Sample Info: K9FVK1AC

Purge Volume: 100.0

Operator: 403375

Column phase: clpII

Column diameter: 0.53

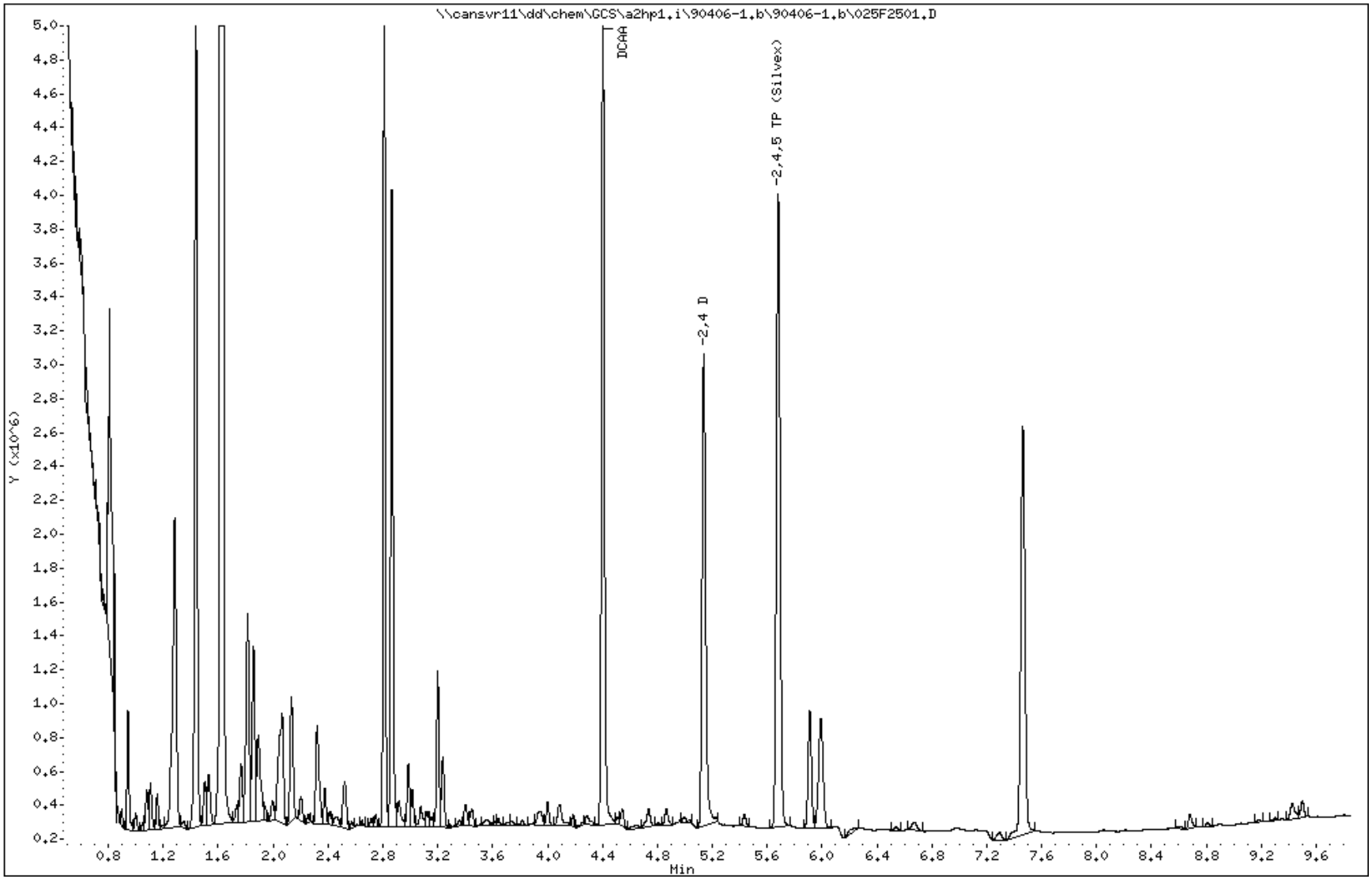

COMPOUNDS and EXP. RT REPORT

Operator: 403375 Date Acquired: 06-APR-2009 15:48
Data File: //cansvr11/dd/chem/GCS/a2hp1.i/90406-1.b/90406-1.b/025F2501.D
Lab Sample ID: K9FVK1AC
Misc. Info:
Instrument: a2hp1.i
Method: \\cansvr11\dd\chem\GCS\a2hp1.i\90406-1.b\HERB.m\HERBR.m
Dilution Factor: 1

Compound	RT	Area	Amount	Conc
2) DCAA	4.404	7213032	0.282	0.028 mg/L
7) 2,4 D	5.137	5181632	0.176	0.018 mg/L
9) 2,4,5 TP (Silvex)	5.681	7106490	0.043	0.004 mg/L

TestAmerica North Canton

HERBICIDES BY 8151/615

Data file : \\cansvr11\dd\chem\GCS\a2hp1.i\90406-1.b\026F2601.D
Lab Smp Id: K9FVK1AD Client Smp ID: INTRA-LAB CHECK
Inj Date : 06-APR-2009 16:05
Operator : 403375 Inst ID: a2hp1.i
Smp Info : K9FVK1AD
Misc Info :
Comment   :
Method   : \\cansvr11\dd\chem\GCS\a2hp1.i\90406-1.b\HERB.m
Meth Date : 07-Apr-2009 07:01 lawrencer Quant Type: ESTD
Cal Date : 06-APR-2009 18:16 Cal File: 034F3401.D
Als bottle: 26 QC Sample: METHOD SPIKE
Dil Factor: 1.00000
Integrator: Falcon Compound Sublist: tclp.sub
Target Version: 4.14
Processing Host: CANPMSV20

Concentration Formula: Amt * DF * Vt/Vo * CpndVariable

Name	Value	Description
DF	1.000	Dilution Factor
Vt	10.000	Final Volume
Vo	100.000	Initial Volume
Cpnd Variable		Local Compound Variable

Compounds	RT	EXP RT	DLT RT	RESPONSE	CONCENTRATIONS ON-COLUMN (ng)	CONCENTRATIONS FINAL (mg/L)
$ 2 DCAA	4.161	4.153	0.008	3201539	0.14370	0.01437
7 2,4 D	4.801	4.804	-0.003	3399255	0.17048	0.01705
9 2,4,5 TP (Silvex)	5.312	5.317	-0.005	8326244	0.03790	0.003790

Data File: \\cansvr11\dd\chem\GCS\a2hp1.i\90406-1.b\026F2601.D

Page 1

Date : 06-APR-2009 16:05

Client ID: INTRA-LAB CHECK

Instrument: a2hp1.i

Sample Info: K9FVK1AD

Purge Volume: 100.0

Operator: 403375

Column phase: pestclpI

Column diameter: 0.53

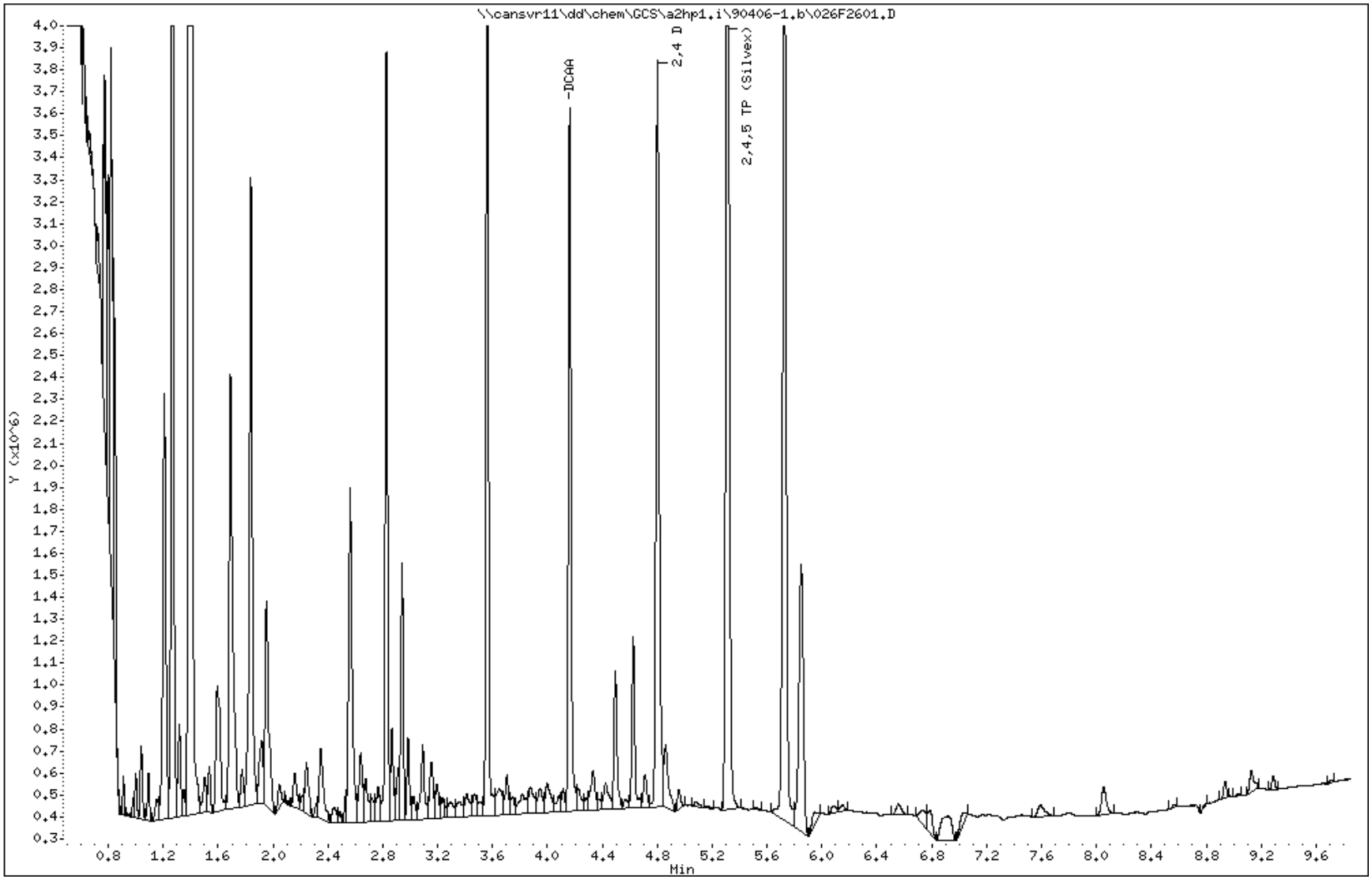

COMPOUNDS and EXP. RT REPORT

Operator: 403375 Date Acquired: 06-APR-2009 16:05
Data File: //cansvr11/dd/chem/GCS/a2hp1.i/90406-1.b/026F2601.D
Lab Sample ID: K9FVK1AD
Misc. Info:
Instrument: a2hp1.i
Method: \\cansvr11\dd\chem\GCS\a2hp1.i\90406-1.b\HERB.m
Dilution Factor: 1

Compound	RT	Area	Amount	Conc
2) DCAA	4.161	4323143	0.144	0.014 mg/L
7) 2,4 D	4.801	5738722	0.170	0.017 mg/L
9) 2,4,5 TP (Silvex)	5.312	8326244	0.038	0.004 mg/L

TestAmerica North Canton

HERBICIDES BY 8151/615

Data file : \\cansvr11\dd\chem\GCS\a2hp1.i\90406-1.b\90406-1.b\026F2601.D
Lab Smp Id: K9FVK1AD Client Smp ID: INTRA-LAB CHECK
Inj Date : 06-APR-2009 16:05
Operator : 403375 Inst ID: a2hp1.i
Smp Info : K9FVK1AD
Misc Info :
Comment :
Method : \\cansvr11\dd\chem\GCS\a2hp1.i\90406-1.b\HERB.m\HERBR.m
Meth Date : 07-Apr-2009 07:07 lawrencer Quant Type: ESTD
Cal Date : 06-APR-2009 18:16 Cal File: 034F3401.D
Als bottle: 26 QC Sample: METHOD SPIKE
Dil Factor: 1.00000
Integrator: Falcon Compound Sublist: tclp.sub
Target Version: 4.14
Processing Host: CANPMSV20

Concentration Formula: Amt * DF * Vt/Vo * CpndVariable

Name	Value	Description
DF	1.000	Dilution Factor
Vt	10.000	Final Volume
Vo	100.000	Initial Volume
Cpnd Variable		Local Compound Variable

Compounds	RT	EXP RT	DLT RT	RESPONSE	CONCENTRATIONS ON-COLUMN (ng)	CONCENTRATIONS FINAL (mg/L)
$ 2 DCAA	4.403	4.400	0.003	5371117	0.30282	0.030282(R)
7 2,4 D	5.138	5.142	-0.004	2768130	0.17433	0.017433
9 2,4,5 TP (Silvex)	5.681	5.684	-0.003	3643998	0.04177	0.0041774

QC Flag Legend

R - Spike/Surrogate failed recovery limits.

Data File: \\cansvr11\dd\chem\GCS\a2hp1.i\90406-1.b\90406-1.b\026F2601.D

Date : 06-APR-2009 16:05

Client ID: INTRA-LAB CHECK

Instrument: a2hp1.i

Sample Info: K9FVK1AD

Purge Volume: 100.0

Operator: 403375

Column phase: clpII

Column diameter: 0.53

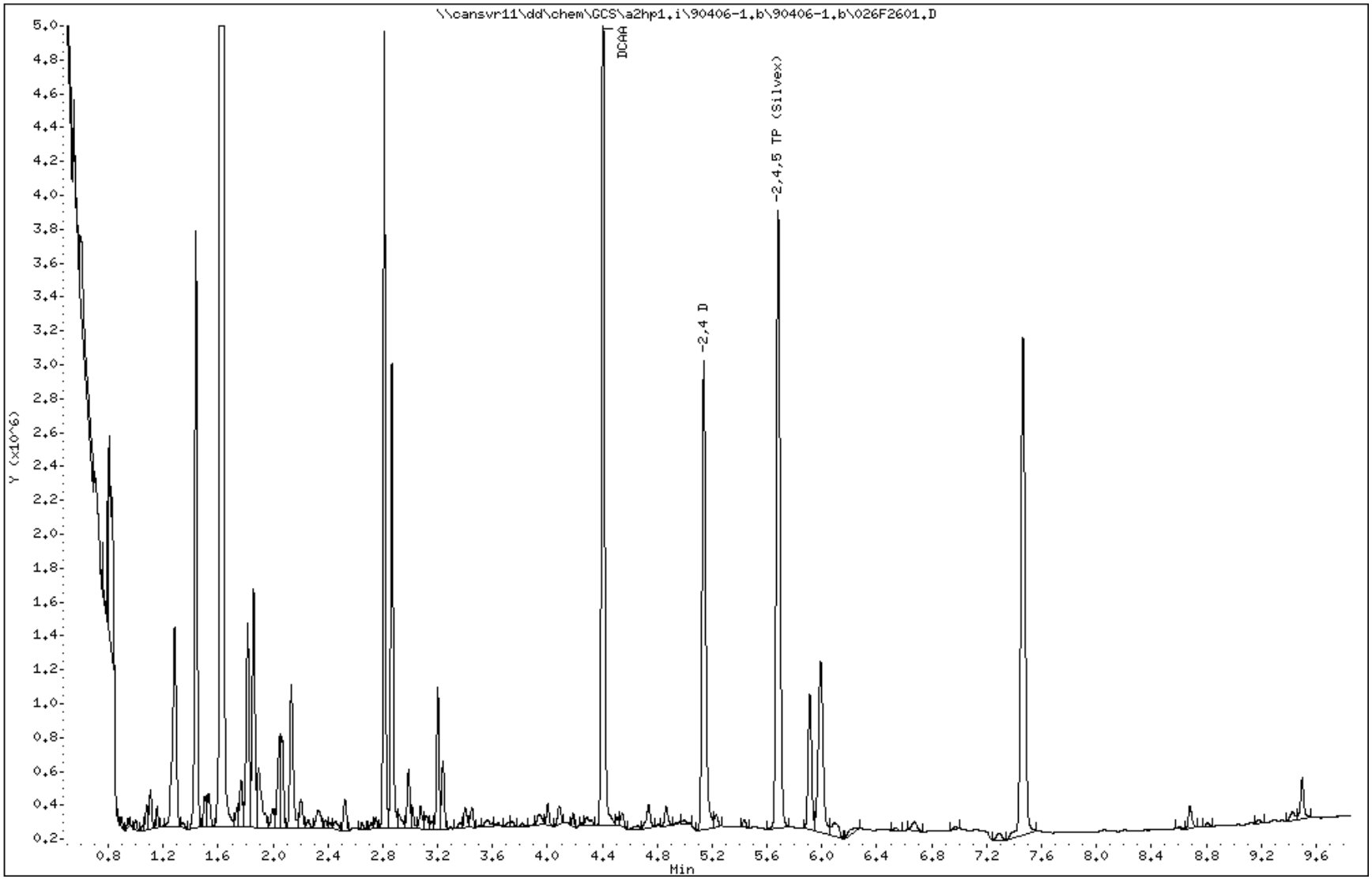

COMPOUNDS and EXP. RT REPORT

Operator: 403375 Date Acquired: 06-APR-2009 16:05
Data File: //cansvr11/dd/chem/GCS/a2hp1.i/90406-1.b/90406-1.b/026F2601.D
Lab Sample ID: K9FVK1AD
Misc. Info:
Instrument: a2hp1.i
Method: \\cansvr11\dd\chem\GCS\a2hp1.i\90406-1.b\HERB.m\HERBR.m
Dilution Factor: 1

Compound	RT	Area	Amount	Conc
2) DCAA	4.404	7764365	0.303	0.030 mg/L
7) 2,4 D	5.138	5139410	0.174	0.017 mg/L
9) 2,4,5 TP (Silvex)	5.681	6980566	0.042	0.004 mg/L

METHOD BLANK REPORT

TCLP GC Semivolatiles

Client Lot #...: A9C310174 **Work Order #...:** K9FVJ1AA **Matrix.....:** WATER
MB Lot-Sample #: A9D020000-031
Leach Date.....: 04/01/09 **Prep Date.....:** 04/02/09 **Analysis Date..:** 04/06/09
Leach Batch #..: P909110 **Prep Batch #...:** 9092031 **Final Wgt/Vol..:** 10 mL
Dilution Factor: 1 **Initial Wgt/Vol:** 100 mL

PARAMETER	RESULT	REPORTING LIMIT	UNITS	METHOD
2,4-D	ND	0.50	mg/L	SW846 8151A
2,4,5-TP (Silvex)	ND	0.10	mg/L	SW846 8151A

SURROGATE	PERCENT RECOVERY	RECOVERY LIMITS
2,4-Dichlorophenylacetic acid	67	(37 - 116)

NOTE(S):

Calculations are performed before rounding to avoid round-off errors in calculated results.

TestAmerica North Canton

HERBICIDES BY 8151/615

Data file : \\cansvr11\dd\chem\GCS\a2hp1.i\90406-1.b\012F1201.D
Lab Smp Id: K9FVJ1AA Client Smp ID: INTRA-LAB BLANK
Inj Date : 06-APR-2009 12:15
Operator : 403375 Inst ID: a2hp1.i
Smp Info : K9FVJ1AA
Misc Info :
Comment   :
Method   : \\cansvr11\dd\chem\GCS\a2hp1.i\90406-1.b\HERB.m
Meth Date : 06-Apr-2009 11:01 Quant Type: ESTD
Cal Date : 03-APR-2009 14:08 Cal File: 007F0701.D
Als bottle: 12 QC Sample: METHOD BLANK
Dil Factor: 1.00000
Integrator: Falcon Compound Sublist: tclp.sub
Target Version: 4.14
Processing Host: CANPMSV20

Concentration Formula: Amt * DF * Vt/Vo * CpndVariable

Name	Value	Description
DF	1.000	Dilution Factor
Vt	10.000	Final Volume
Vo	100.000	Initial Volume
Cpnd Variable		Local Compound Variable

Compounds	RT	EXP RT	DLT RT	RESPONSE	CONCENTRATIONS ON-COLUMN (ng)	CONCENTRATIONS FINAL (mg/L)
$ 2 DCAA	4.160	4.153	0.007	2975843	0.13357	0.01336
7 2,4 D	Compound Not Detected.					
9 2,4,5 TP (Silvex)	5.314	5.316	-0.002	67161	3e-004	0.00003057

Data File: \\cansvr11\dd\chem\GCS\a2hp1.i\90406-1.b\012F1201.D

Date : 06-APR-2009 12:15

Client ID: INTRA-LAB BLANK

Instrument: a2hp1.i

Sample Info: K9FVJ1AA

Purge Volume: 100.0

Operator: 403375

Column phase: pestclpI

Column diameter: 0.53

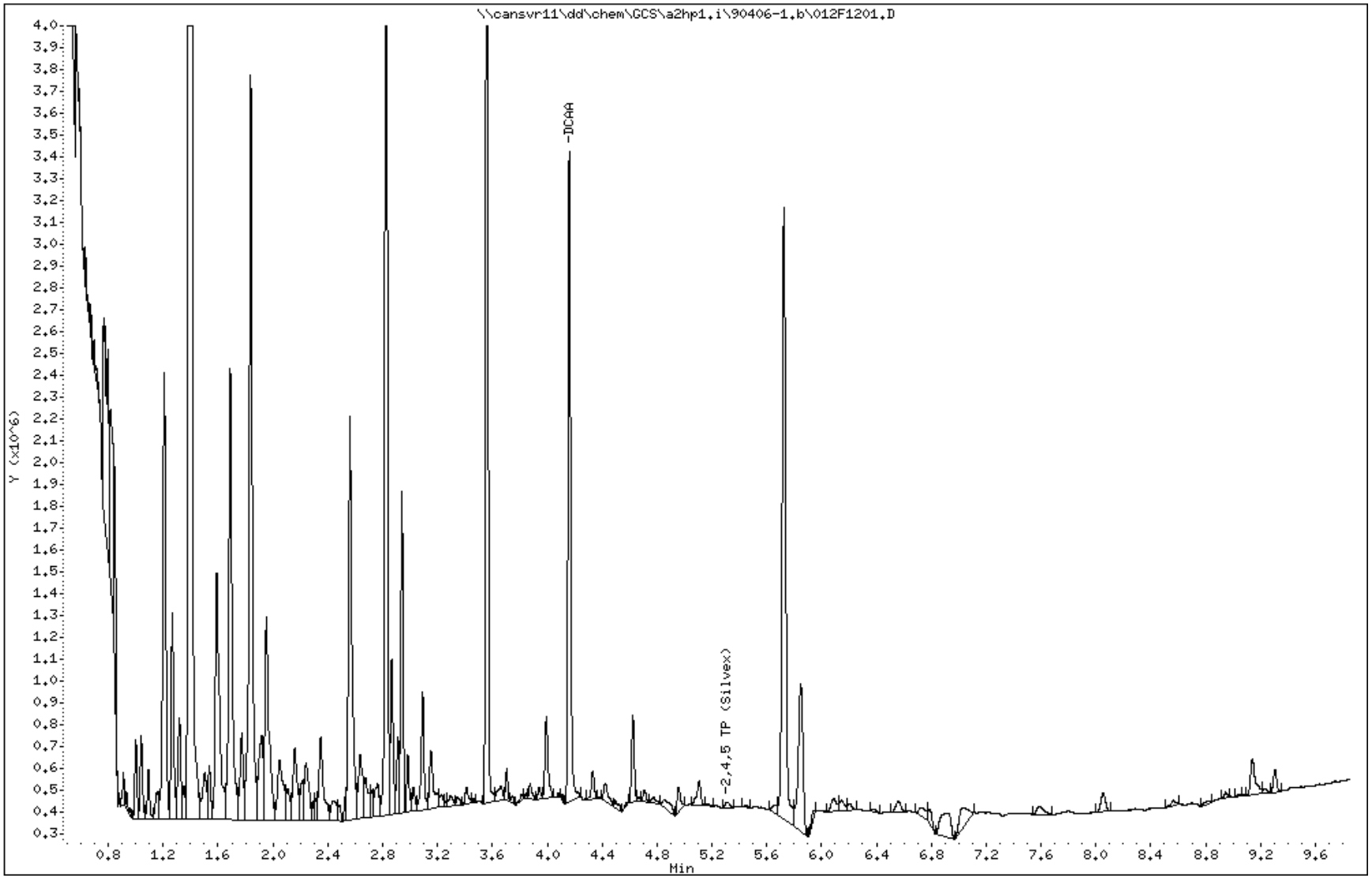

COMPOUNDS and EXP. RT REPORT

Operator: 403375 Date Acquired: 06-APR-2009 12:15
Data File: //cansvr11/dd/chem/GCS/a2hp1.i/90406-1.b/012F1201.D
Lab Sample ID: K9FVJ1AA
Misc. Info:
Instrument: a2hp1.i
Method: \\cansvr11\dd\chem\GCS\a2hp1.i\90406-1.b\HERB.m
Dilution Factor: 1

Compound	RT	Area	Amount	Conc
2) DCAA	4.161	3895687	0.134	0.013 mg/L
7) 2,4 D	NOT DETECTED	Expected RT = 4.805		
9) 2,4,5 TP (Silvex)	5.314	67161	0.000	0.000 mg/L

TestAmerica North Canton

HERBICIDES BY 8151/615

Data file : \\cansvr11\dd\chem\GCS\a2hp1.i\90406-1.b\90406-1.b\012F1201.D
Lab Smp Id: K9FVJ1AA Client Smp ID: INTRA-LAB BLANK
Inj Date : 06-APR-2009 12:15
Operator : 403375 Inst ID: a2hp1.i
Smp Info : K9FVJ1AA
Misc Info :
Comment :
Method : \\cansvr11\dd\chem\GCS\a2hp1.i\90406-1.b\HERB.m\HERBR.m
Meth Date : 06-Apr-2009 11:01 Quant Type: ESTD
Cal Date : 03-APR-2009 14:08 Cal File: 007F0701.D
Als bottle: 12 QC Sample: METHOD BLANK
Dil Factor: 1.00000
Integrator: Falcon Compound Sublist: tclp.sub
Target Version: 4.14
Processing Host: CANPMSV20

Concentration Formula: Amt * DF * Vt/Vo * CpndVariable

Name	Value	Description
DF	1.000	Dilution Factor
Vt	10.000	Final Volume
Vo	100.000	Initial Volume
Cpnd Variable		Local Compound Variable

Compounds	RT	EXP RT	DLT RT	RESPONSE	CONCENTRATIONS ON-COLUMN (ng)	CONCENTRATIONS FINAL (mg/L)
$ 2 DCAA	4.404	4.399	0.005	5209567	0.29371	0.029371(R)
7 2,4 D	5.144	5.141	0.003	24723	0.00156	0.00015570
9 2,4,5 TP (Silvex)	Compound Not Detected.					

QC Flag Legend

R - Spike/Surrogate failed recovery limits.

Data File: \\cansvr11\dd\chem\GCS\a2hp1.i\90406-1.b\90406-1.b\012F1201.D

Date : 06-APR-2009 12:15

Client ID: INTRA-LAB BLANK

Instrument: a2hp1.i

Sample Info: K9FVJ1AA

Purge Volume: 100.0

Operator: 403375

Column phase: clpII

Column diameter: 0.53

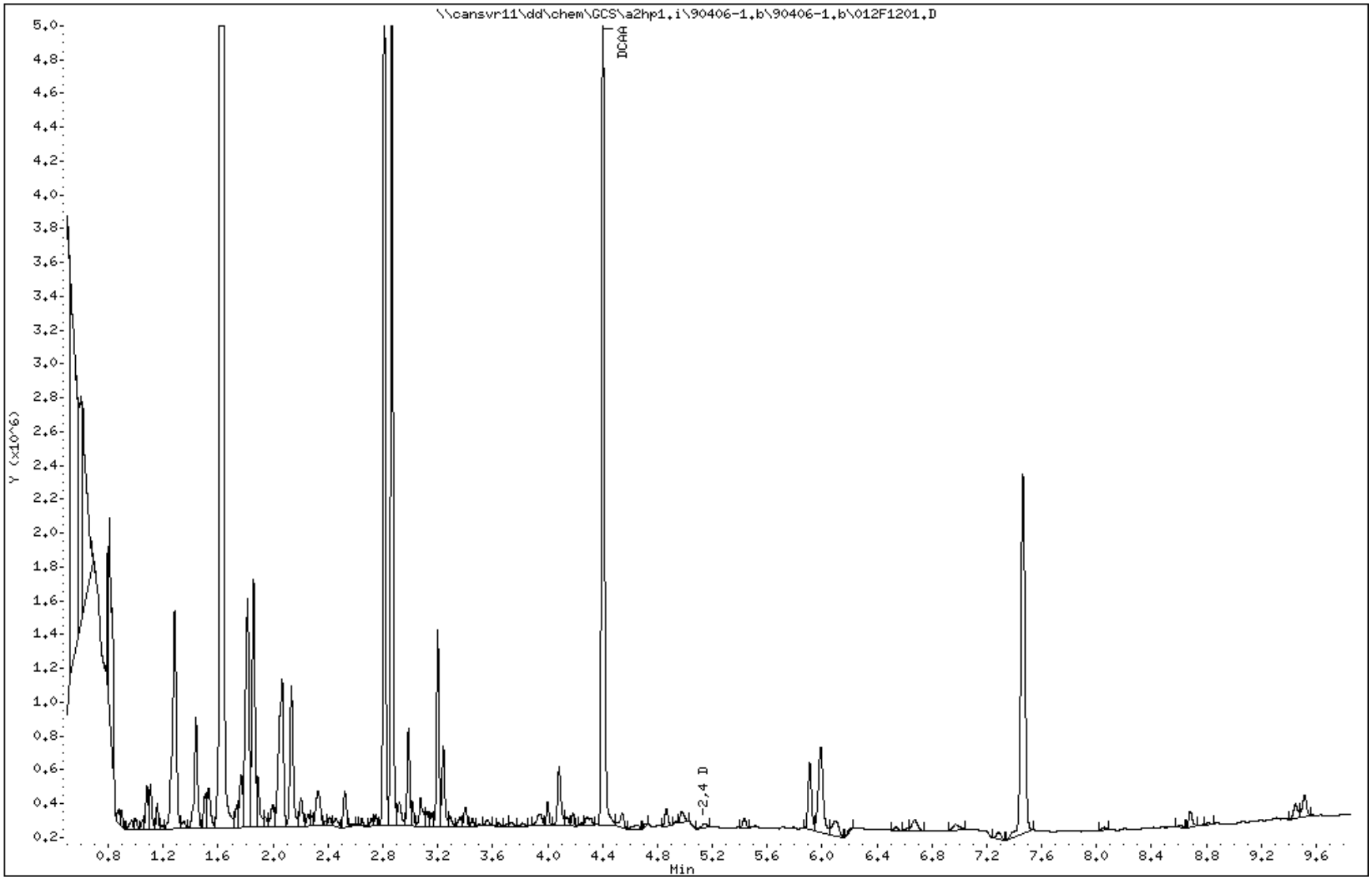

COMPOUNDS and EXP. RT REPORT

Operator: 403375 Date Acquired: 06-APR-2009 12:15
Data File: //cansvr11/dd/chem/GCS/a2hp1.i/90406-1.b/90406-1.b/012F1201.D
Lab Sample ID: K9FVJ1AA
Misc. Info:
Instrument: a2hp1.i
Method: \\cansvr11\dd\chem\GCS\a2hp1.i\90406-1.b\HERB.m\HERBR.m
Dilution Factor: 1

Compound	RT	Area	Amount	Conc
2) DCAA	4.404	7259043	0.294	0.029 mg/L
7) 2,4 D	5.145	62862	0.002	0.000 mg/L
9) 2,4,5 TP (Silvex)	NOT DETECTED Expected RT = 5.684			

METHOD BLANK REPORT

TCLP GC Semivolatiles

Client Lot #...: A9C310174 **Work Order #...:** K9FVK1AA **Matrix.....:** SOLID
MB Lot-Sample #: A9D020000-032
Leach Date.....: 04/01/09 **Prep Date.....:** 04/02/09 **Analysis Date..:** 04/06/09
Leach Batch #..: P909113 **Prep Batch #...:** 9092032 **Final Wgt/Vol..:** 10 mL
Dilution Factor: 1 **Initial Wgt/Vol:** 100 mL

PARAMETER	RESULT	REPORTING LIMIT	UNITS	METHOD
2,4-D	ND	0.50	mg/L	SW846 8151A
2,4,5-TP (Silvex)	ND	0.10	mg/L	SW846 8151A

SURROGATE	PERCENT RECOVERY	RECOVERY LIMITS
2,4-Dichlorophenylacetic acid	67	(37 - 116)

NOTE(S):

Calculations are performed before rounding to avoid round-off errors in calculated results.

TestAmerica North Canton

HERBICIDES BY 8151/615

Data file : \\cansvr11\dd\chem\GCS\a2hp1.i\90406-1.b\024F2401.D
Lab Smp Id: K9FVK1AA Client Smp ID: INTRA-LAB BLANK
Inj Date : 06-APR-2009 15:32
Operator : 403375 Inst ID: a2hp1.i
Smp Info : K9FVK1AA
Misc Info :
Comment   :
Method   : \\cansvr11\dd\chem\GCS\a2hp1.i\90406-1.b\HERB.m
Meth Date : 07-Apr-2009 07:01 lawrencer Quant Type: ESTD
Cal Date : 06-APR-2009 18:16 Cal File: 034F3401.D
Als bottle: 24 QC Sample: METHOD BLANK
Dil Factor: 1.00000
Integrator: Falcon Compound Sublist: tclp.sub
Target Version: 4.14
Processing Host: CANPMSV20

Concentration Formula: Amt * DF * Vt/Vo * CpndVariable

Name	Value	Description
DF	1.000	Dilution Factor
Vt	10.000	Final Volume
Vo	100.000	Initial Volume
Cpnd Variable		Local Compound Variable

Compounds	RT	EXP RT	DLT RT	RESPONSE	CONCENTRATIONS ON-COLUMN (ng)	CONCENTRATIONS FINAL (mg/L)
$ 2 DCAA	4.160	4.153	0.007	2972807	0.13343	0.01334
7 2,4 D	Compound Not Detected.					
9 2,4,5 TP (Silvex)	5.315	5.317	-0.002	63815	0.00029	0.00002905

Data File: \\cansvr11\dd\chem\GCS\a2hp1.i\90406-1.b\024F2401.D

Date : 06-APR-2009 15:32

Client ID: INTRA-LAB BLANK

Instrument: a2hp1.i

Sample Info: K9FVK1AA

Purge Volume: 100.0

Operator: 403375

Column phase: pestclpI

Column diameter: 0.53

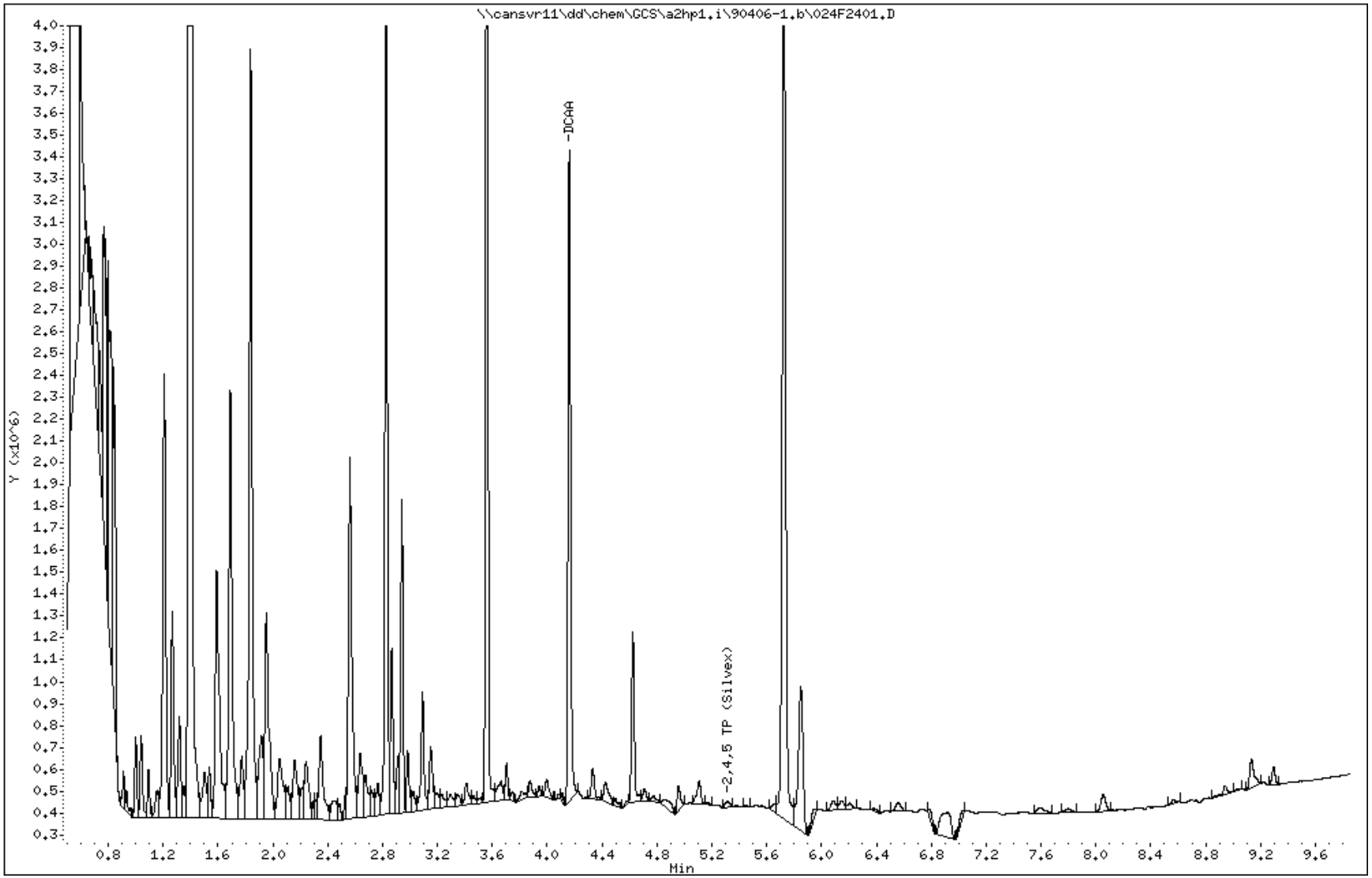

COMPOUNDS and EXP. RT REPORT

Operator: 403375 Date Acquired: 06-APR-2009 15:32
Data File: //cansvr11/dd/chem/GCS/a2hp1.i/90406-1.b/024F2401.D
Lab Sample ID: K9FVK1AA
Misc. Info:
Instrument: a2hp1.i
Method: \\cansvr11\dd\chem\GCS\a2hp1.i\90406-1.b\HERB.m
Dilution Factor: 1

Compound	RT	Area	Amount	Conc
2) DCAA	4.161	3889529	0.133	0.013 mg/L
7) 2,4 D	NOT DETECTED	Expected RT =	4.805	
9) 2,4,5 TP (Silvex)	5.316	63815	0.000	0.000 mg/L

TestAmerica North Canton

HERBICIDES BY 8151/615

Data file : \\cansvr11\dd\chem\GCS\a2hp1.i\90406-1.b\90406-1.b\024F2401.D
Lab Smp Id: K9FVK1AA Client Smp ID: INTRA-LAB BLANK
Inj Date : 06-APR-2009 15:32
Operator : 403375 Inst ID: a2hp1.i
Smp Info : K9FVK1AA
Misc Info :
Comment :
Method : \\cansvr11\dd\chem\GCS\a2hp1.i\90406-1.b\HERB.m\HERBR.m
Meth Date : 07-Apr-2009 07:07 lawrencer Quant Type: ESTD
Cal Date : 06-APR-2009 18:16 Cal File: 034F3401.D
Als bottle: 24 QC Sample: METHOD BLANK
Dil Factor: 1.00000
Integrator: Falcon Compound Sublist: tclp.sub
Target Version: 4.14
Processing Host: CANPMSV20

Concentration Formula: Amt * DF * Vt/Vo * CpndVariable

Name	Value	Description
DF	1.000	Dilution Factor
Vt	10.000	Final Volume
Vo	100.000	Initial Volume
Cpnd Variable		Local Compound Variable

Compounds	RT	EXP RT	DLT RT	RESPONSE	CONCENTRATIONS ON-COLUMN (ng)	CONCENTRATIONS FINAL (mg/L)
$ 2 DCAA	4.403	4.400	0.003	5230218	0.29487	0.029487(R)
7 2,4 D	5.145	5.142	0.003	25986	0.00164	0.00016366
9 2,4,5 TP (Silvex)	Compound Not Detected.					

QC Flag Legend

R - Spike/Surrogate failed recovery limits.

Data File: \\cansvr11\dd\chem\GCS\a2hp1.i\90406-1.b\90406-1.b\024F2401.D

Date : 06-APR-2009 15:32

Client ID: INTRA-LAB BLANK

Instrument: a2hp1.i

Sample Info: K9FVK1AA

Purge Volume: 100.0

Operator: 403375

Column phase: clpII

Column diameter: 0.53

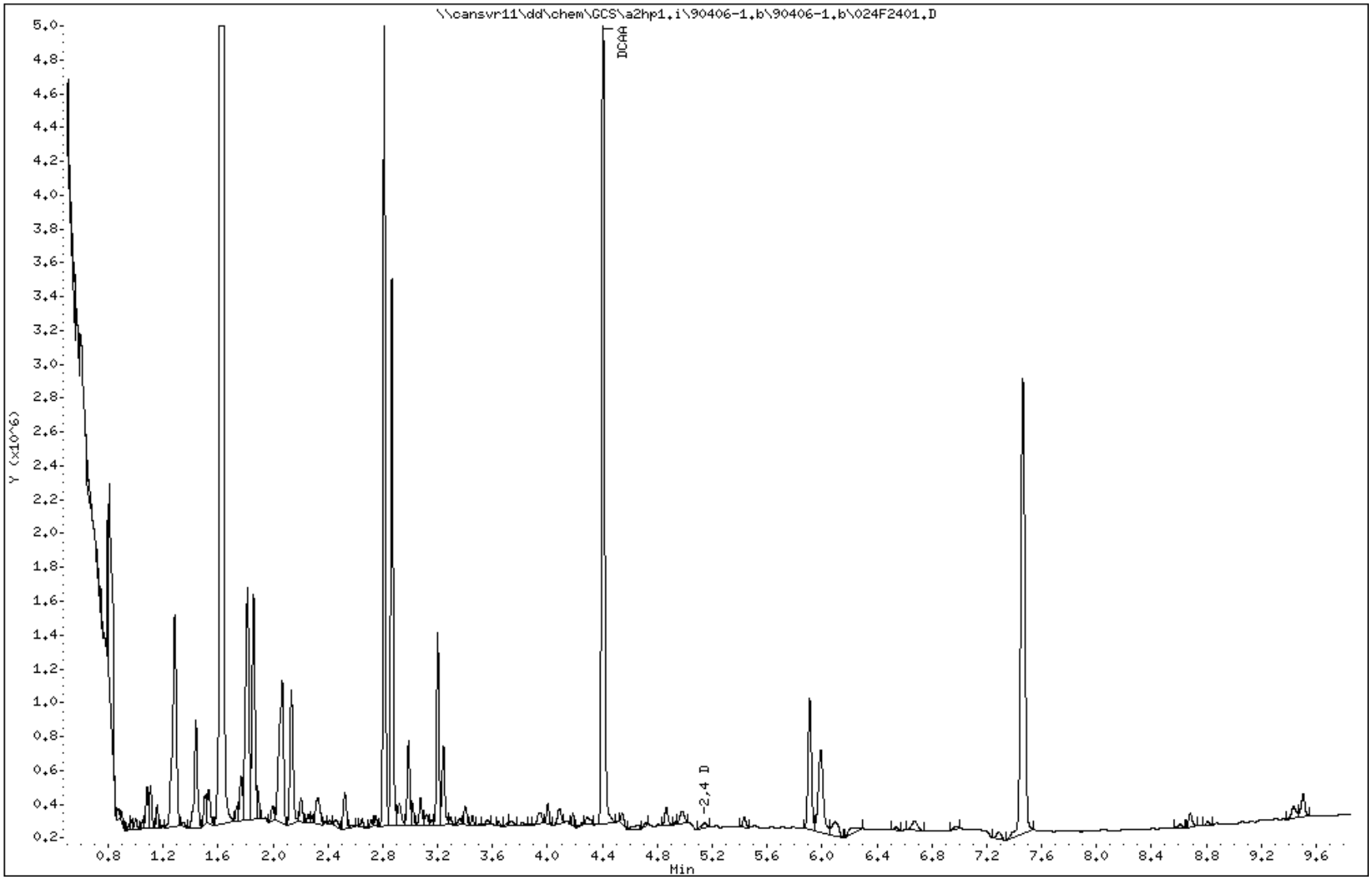

COMPOUNDS and EXP. RT REPORT

Operator: 403375 Date Acquired: 06-APR-2009 15:32
Data File: //cansvr11/dd/chem/GCS/a2hp1.i/90406-1.b/90406-1.b/024F2401.D
Lab Sample ID: K9FVK1AA
Misc. Info:
Instrument: a2hp1.i
Method: \\cansvr11\dd\chem\GCS\a2hp1.i\90406-1.b\HERB.m\HERBR.m
Dilution Factor: 1

Compound	RT	Area	Amount	Conc
2) DCAA	4.403	7279387	0.295	0.029 mg/L
7) 2,4 D	5.146	69709	0.002	0.000 mg/L
9) 2,4,5 TP (Silvex)	NOT DETECTED Expected RT = 5.685			

TestAmerica
THE LEADER IN ENVIRONMENTAL TESTING

MISCELLANEOUS DATA

Sequence Parameters:

Operator:	403375
Data File Naming:	Auto
Data Directory:	C:\HPCHEM\1\DATA\
Data Subdirectory:	90403ICA
Part of Methods to run:	According to Runtime Checklist
Barcode Reader:	not used
Shutdown Cmd/Macro:	none

Sequence Comment:
HERB MIX 1 - 6 - F268 - F273
HERB ICV G040
PCP 1 - 6 - G028 - G033
PICLORAM 1 - 6 - G028 - G033
615/8151A

Sequence Table (Front Injector):

Quantification Part:

Line	Vial	SampleName	SampleAmount	ISTDAmt	Multiplier	Dilution
1	1	Hex Lot G42E34				
2	2	HERB1,,1,1				
3	3	HERB2,,1,2				
4	4	HERB3,,1,3				
5	5	HERB4,,1,4				
6	6	HERB5,,1,5				
7	7	HERB6,,1,6				
8	8	ICV,,2 PassF(Dino↑)/R(2,4D↑)				
9	9	MRL PassF/R				
10	10	K88431AD				
11	11	K9CH41AA				
12	12	K9CH41AC				
13	13	K9CH41AD				
14	14	MRL PassF/R				
15	15	HERB3,,2 PassF(2,4DB↑)/R(24D,24DB↑)				
16	16	K885D1A2				
17	17	K885G1AD				
18	18	K885H1AD				
19	19	K885J1AD				
20	20	K885K1AD				
21	21	K9ACM1AA				
22	22	K9ACM1AC				
23	23	MRL PassF/R				
24	24	HERB3,,2 PassF(2,4D,24DB↑)/R(24D,24DB↑)				
25	25	K9C691CQ RR				
26	26	K9C7F1CQ				
27	27	K9C7J1CQ				
28	28	K9FVJ1AA				
29	29	K9FVJ1AC				
30	30	K9FVJ1AD				

PassF/R (MCPP Level 6 on Front disabled)

LLG

LLG

Dod LLG

9092031

Sequence: C:\HPCHEM\1\SEQUENCE\90406.S

Sequence Parameters:

Operator:	403375
Data File Naming:	Auto
Data Directory:	C:\HPCHEM\1\DATA\
Data Subdirectory:	90406
Part of Methods to run:	According to Runtime Checklist
Barcode Reader:	not used
Shutdown Cmd/Macro:	none

Sequence Comment:
HERB MIX 1 - 6 - F268 - F273
HERB ICV G040
PCP 1 - 6 - G028 - G033
PICLORAM 1 - 6 - G028 - G033
615/8151A

Sequence Table (Front Injector):

Quantification Part:

Line	Vial	SampleName	SampleAmount	ISTDAmt	Multiplier	Dilution
1	1	Hex Lot G42E34				
2	2	PRIMER				
3	3	HERB3,,2 PassF/R				
4	4	K88JF1AA				
5	5	K88J71AA				
6	6	K88KA1AA				
7	7	HERB3,,2 PassF/R				
8	8	MRL PassF/R				
9	9	K9C691CQ				
10	10	K9C7F1CQ				
11	11	K9C7J1CQ				
12	12	K9FVJ1AA				
13	13	K9FVJ1AC				
14	14	K9FVJ1AD				
15	15	MRL PassF/R				
16	16	HERB3,,2 PassF/R				
17	17	K9C7R1CG				
18	18	K9C7W1CG				
19	19	K9C711CG				
20	20	K9C721CG				
21	21	K9C731CG				
22	22	K9C761CG				
23	23	K9C771CG				
24	24	K9FVK1AA				
25	25	K9FVK1AC				
26	26	K9FVK1AD				
27	27	MRL PassF/R				
28	28	HERB3,,2 PassF/R				
29	29	PCP1,,,1 PassF/R				
30	30	PCP2,,,2				

Sequence: C:\HPCHEM\1\SEQUENCE\90406.S

Line	Vial	SampleName	SampleAmount	ISTDAmt	Multiplier	Dilution
31	31	PCP3,,,3				
32	32	PCP4,,,4				
33	33	PCP5,,,5				
34	34	PCP6,,,6				
35	35	SUR SPK 45574566				
36	36	SUR SPK 45584565				
37	37	SPK 4570				
38	38	PCP3,,2				
39	39	HERB3,,2				
40	40	HERB3 G096,,2				

PassF/R

PassF/R

PassF(2,4D, 2,4DB, Dino↑)/R(2,4D, Dino↓)

FailF↑/R↑

Sequence Table (Back Injector):

No entries - empty table!

North Canton

TestAmerica Laboratories, Inc.
EXTRACTION BENCH SHEET

Run Date: 4/13/2009
Time: 16:46:15

LEV 1	LEV 2		LEV 1	LEV 2	
Y	Y	Blank	Y	Y	Weights/Volumes
Y	Y	Check	Y	Y	Spike & Surrogate Worksheet
=	=	MS/MSD	Y	Y	Vial contains correct volume
			Y	Y	Labels, greenbars, worksheets
			_	_	computer batch: correct & Anomalies to Extraction Method

Y Expanded Deliverable
Y COC Completed
Y Bench Sheet Copied
= Package Submitted to AnalyticalGroup
Bench Sheet Copied per COC

Extractionist: 001560 Thomas Fausnight

Concentrationist: 404000 Chris Coast

Reviewer/Date: HOWELLL / 4/02/09

QC BATCH: 9092031

PREP DATE: 4/02/09
COMP DATE: 4/02/09

Herbicides (8151A)
TCLP(1311) -> LIQ/LIQ, SEP FUNNEL - Acid -> DERIVATIZATION
SW846 1311/8150B

EXTR EXPR	ANL DUE	LOT#, MSRUN#/ WORK ORDER	TEST FLGS	EXT	MTH	MATRIX	INIT/FIN WT/VOL	INIT	PH"S ADJ1	ADJ2	EXTRACTION	SOLVENTS VOL	EXCHANGE	VOL	SPIKE STANDARD/ SURROGATE ID
4/08/09	4/10/09	A9C310174-002 **K9C69-1-CQ**	D	64	QS	WATER	100.00mL 10.00mL	7.0	12	2	ETHER	300.0	TOLUEN E	4.0	1ML HERB TCLP SURR#4531
COMMENTS:															
4/08/09	4/10/09	A9C310174-003 **K9C7F-1-CQ**	D	64	QS	WATER	100.00mL 10.00mL	7.0	12	2	ETHER	300.0	TOLUEN E	4.0	1ML HERB TCLP SURR#4531
COMMENTS:															
4/08/09	4/10/09	A9C310174-004 **K9C7J-1-CQ**	D	64	QS	WATER	100.00mL 10.00mL	7.0	12	2	ETHER	300.0	TOLUEN E	4.0	1ML HERB TCLP SURR#4531
COMMENTS:															
4/08/09	0/0/0	A9D020000-031 **K9FVJ-1-AA B**		64	QS	WATER	100.00mL 10.00mL	7.0	12	2	ETHER	300.0	TOLUEN E	4.0	1ML HERB TCLP SURR#4531
COMMENTS:															
4/08/09	0/0/0	A9D020000-031 **K9FVJ-1-AC C**		64	QS	WATER	100.00mL 10.00mL	7.0	12	2	ETHER	300.0	TOLUEN E	4.0	1ML HERB TCLP SPK#4503A 1ML HERB TCLP SURR#4531
COMMENTS:															

3170

North Canton

Severn Trent Laboratories, Inc.
EXTRACTION BENCH SHEET

QC BATCH: 9092031

PREP DATE: 4/02/09
COMP DATE: 4/02/09

EXTR EXPR	ANL DUE	LOT#, MSRUN#/ WORK ORDER	TEST FLGS	EXT	MTH	MATRIX	INIT/FIN WT/VOL	INIT	PH"S ADJ1	ADJ2	EXTRACTION	SOLVENTS VOL	EXCHANGE	VOL	SPIKE STANDARD/ SURROGATE ID
4/08/09	0/0/0	A9D020000-031 **K9FVJ-1-AD L**		64	QS	WATER	100.00mL 10.00mL	7.0	12	2	ETHER	300.0	TOLUEN E	4.0	1ML HERB TCLP SPK#4503A 1ML HERB TCLP SURR#4531

COMMENTS:

S/S TF ASSOC QC W/9092032

DCM#H09J16 H2SO4#G20022 NAOH#C50K52 TOLUENE#084301 ETHER#CY691

ACIDIFIED NA2SO4#G45627

NUMBER OF WORK ORDERS IN BATCH: 6

3171

North Canton

TestAmerica Laboratories, Inc.
EXTRACTION BENCH SHEET

Run Date: 4/13/2009
Time: 16:46:15

LEV 1	LEV 2		LEV 1	LEV 2	
Y	Y	Blank	Y	Y	Weights/Volumes
Y	Y	Check	Y	Y	Spike & Surrogate Worksheet
		MS/MSD	Y	Y	Vial contains correct volume
=	=		Y	Y	Labels, greenbars, worksheets
					computer batch: correct &
			_	_	Anomalies to Extraction Method

Y Expanded Deliverable
Y COC Completed
Y Bench Sheet Copied
= Package Submitted to AnalyticalGroup
Bench Sheet Copied per COC

Extractionist: 001560 Thomas Fausnight

Concentrationist: 404000 Chris Coast

Reviewer/Date: HOWELLL / 4/02/09

QC BATCH: 9092032

PREP DATE: 4/02/09
COMP DATE: 4/02/09

Herbicides (8151A)
TCLP(1311) -> LIQ/LIQ, SEP FUNNEL - Acid -> DERIVATIZATION
SW846 1311/8150B

EXTR EXPR	ANL DUE	LOT#, MSRUN#/ WORK ORDER	TEST FLGS	EXT	MTH	MATRIX	INIT/FIN WT/VOL	INIT	PH"S ADJ1	ADJ2	EXTRACTION	SOLVENTS VOL	EXCHANGE	VOL	SPIKE STANDARD/ SURROGATE ID
4/08/09	0/0/0	A9D020000-032 **K9FVK-1-AC C**		64	QS	SOLID	100.00mL 10.00mL	7.0	12	2	ETHER	300.0	TOLUEN E	4.0	1ML HERB TCLP SPK#4503A 1ML HERB TCLP SURR#4531
COMMENTS:															
4/08/09	4/10/09	A9C310174-011 **K9C76-1-CG**	D	64	QS	SOLID	100.00mL 10.00mL	7.0	12	2	ETHER	300.0	TOLUEN E	4.0	1ML HERB TCLP SURR#4531
COMMENTS:															
4/08/09	4/10/09	A9C310174-012 **K9C77-1-CG**	D	64	QS	SOLID	100.00mL 10.00mL	7.0	12	2	ETHER	300.0	TOLUEN E	4.0	1ML HERB TCLP SURR#4531
COMMENTS:															
4/08/09	4/10/09	A9C310174-006 **K9C7R-1-CG**	D	64	QS	SOLID	100.00mL 10.00mL	7.0	12	2	ETHER	300.0	TOLUEN E	4.0	1ML HERB TCLP SURR#4531
COMMENTS:															
4/08/09	4/10/09	A9C310174-008 **K9C71-1-CG**	D	64	QS	SOLID	100.00mL 10.00mL	7.0	12	2	ETHER	300.0	TOLUEN E	4.0	1ML HERB TCLP SURR#4531
COMMENTS:															

3172

North Canton

Severn Trent Laboratories, Inc.
EXTRACTION BENCH SHEET

QC BATCH: 9092032

PREP DATE: 4/02/09
COMP DATE: 4/02/09

EXTR EXPR	ANL DUE	LOT#, MSRUN#/ WORK ORDER	TEST FLGS	EXT	MTH	MATRIX	INIT/FIN WT/VOL	INIT	PH"S ADJ1	ADJ2	EXTRACTION	SOLVENTS VOL	EXCHANGE	VOL	SPIKE STANDARD/ SURROGATE ID
4/08/09	4/10/09	A9C310174-009 **K9C72-1-CG**	D	64	QS	SOLID	100.00mL 10.00mL	7.0	12	2	ETHER	300.0	TOLUEN E	4.0	1ML HERB TCLP SURR#4531
COMMENTS:															
4/08/09	4/10/09	A9C310174-010 **K9C73-1-CG**	D	64	QS	SOLID	100.00mL 10.00mL	7.0	12	2	ETHER	300.0	TOLUEN E	4.0	1ML HERB TCLP SURR#4531
COMMENTS:															
4/08/09	0/0/0	A9D020000-032 **K9FVK-1-AD L**		64	QS	SOLID	100.00mL 10.00mL	7.0	12	2	ETHER	300.0	TOLUEN E	4.0	1ML HERB TCLP SPK#4503A 1ML HERB TCLP SURR#4531
COMMENTS:															
4/08/09	4/10/09	A9C310174-007 **K9C7W-1-CG**	D	64	QS	SOLID	100.00mL 10.00mL	7.0	12	2	ETHER	300.0	TOLUEN E	4.0	1ML HERB TCLP SURR#4531
COMMENTS:															
4/08/09	0/0/0	A9D020000-032 **K9FVK-1-AA B**		64	QS	SOLID	100.00mL 10.00mL	7.0	12	2	ETHER	300.0	TOLUEN E	4.0	1ML HERB TCLP SURR#4531
COMMENTS:															

S/S TF ASSOC QC W/9092031

DCM#H09J16 H2SO4#G20022 NAOH#C50K52 TOLUENE#084301 ETHER#CY691

ACIDIFIED NA2SO4#G45627

NUMBER OF WORK ORDERS IN BATCH: 10

3173

Lot/SDG Number: **A9C310174**

Sample Control Chain of Custody - TAL North Canton
GC Semivolatiles

Lot Number	Work Order	Analysis Type	Prep Date	Prep Analyst	Date of Transfer	Transferred By	Analysis Date	Analyst
A9C310174-002	K9C691CQ	Herbicides (8151A)	04/02/09	Thomas Fausnight	04/02/09	Leslie Howell	04/06/09	Ryan Lawrence
A9C310174-003	K9C7F1CQ	Herbicides (8151A)	04/02/09	Thomas Fausnight	04/02/09	Leslie Howell	04/06/09	Ryan Lawrence
A9C310174-004	K9C7J1CQ	Herbicides (8151A)	04/02/09	Thomas Fausnight	04/02/09	Leslie Howell	04/06/09	Ryan Lawrence
A9C310174-006	K9C7R1CG	Herbicides (8151A)	04/02/09	Thomas Fausnight	04/02/09	Leslie Howell	04/06/09	Ryan Lawrence
A9C310174-007	K9C7W1CG	Herbicides (8151A)	04/02/09	Thomas Fausnight	04/02/09	Leslie Howell	04/06/09	Ryan Lawrence
A9C310174-008	K9C711CG	Herbicides (8151A)	04/02/09	Thomas Fausnight	04/02/09	Leslie Howell	04/06/09	Ryan Lawrence
A9C310174-009	K9C721CG	Herbicides (8151A)	04/02/09	Thomas Fausnight	04/02/09	Leslie Howell	04/06/09	Ryan Lawrence
A9C310174-010	K9C731CG	Herbicides (8151A)	04/02/09	Thomas Fausnight	04/02/09	Leslie Howell	04/06/09	Ryan Lawrence
A9C310174-011	K9C761CG	Herbicides (8151A)	04/02/09	Thomas Fausnight	04/02/09	Leslie Howell	04/06/09	Ryan Lawrence
A9C310174-012	K9C771CG	Herbicides (8151A)	04/02/09	Thomas Fausnight	04/02/09	Leslie Howell	04/06/09	Ryan Lawrence

TestAmerica
THE LEADER IN ENVIRONMENTAL TESTING

METALS DATA

TestAmerica
THE LEADER IN ENVIRONMENTAL TESTING

FORMS DATA

Science Applications International Corp

Client Sample ID: SCFmw-005-0003-GW

TOTAL Metals

Lot-Sample #...: A9C310174-001 **Matrix.....:** WG
Date Sampled...: 03/16/09 18:23 **Date Received..:** 03/28/09

PARAMETER	RESULT	REPORTING LIMIT	UNITS	METHOD	PREPARATION-ANALYSIS DATE	WORK ORDER #
Prep Batch #...: 9092020						
Silver	ND	5.0	ug/L	SW846 6010B	04/02-04/06/09	K9C6G1AM
		Dilution Factor: 1		Analysis Time..: 17:56	Analyst ID.....: 000079	
		Instrument ID..: I5				
Aluminum	ND	100	ug/L	SW846 6020	04/02-04/06/09	K9C6G1AA
		Dilution Factor: 1		Analysis Time..: 20:58	Analyst ID.....: 002260	
		Instrument ID..: I8				
Arsenic	**71.0**	**5.0**	**ug/L**	**SW846 6010B**	**04/02-04/06/09**	**K9C6G1AJ**
		Dilution Factor: 1		Analysis Time..: 17:56	Analyst ID.....: 000079	
		Instrument ID..: I5				
Barium	**43.6 J**	**10.0**	**ug/L**	**SW846 6010B**	**04/02-04/06/09**	**K9C6G1AN**
		Dilution Factor: 1		Analysis Time..: 17:56	Analyst ID.....: 000079	
		Instrument ID..: I5				
Beryllium	ND	1.0	ug/L	SW846 6020	04/02-04/06/09	K9C6G1AD
		Dilution Factor: 1		Analysis Time..: 20:58	Analyst ID.....: 002260	
		Instrument ID..: I8				
Calcium	**69200 J**	**1000**	**ug/L**	**SW846 6010B**	**04/02-04/06/09**	**K9C6G1AP**
		Dilution Factor: 1		Analysis Time..: 17:56	Analyst ID.....: 000079	
		Instrument ID..: I5				
Cadmium	ND	1.0	ug/L	SW846 6020	04/02-04/06/09	K9C6G1AE
		Dilution Factor: 1		Analysis Time..: 20:58	Analyst ID.....: 002260	
		Instrument ID..: I8				
Cobalt	**75.9**	**5.0**	**ug/L**	**SW846 6010B**	**04/02-04/06/09**	**K9C6G1AQ**
		Dilution Factor: 1		Analysis Time..: 17:56	Analyst ID.....: 000079	
		Instrument ID..: I5				
Chromium	ND	5.0	ug/L	SW846 6010B	04/02-04/06/09	K9C6G1AR
		Dilution Factor: 1		Analysis Time..: 17:56	Analyst ID.....: 000079	
		Instrument ID..: I5				
Copper	ND	5.0	ug/L	SW846 6010B	04/02-04/06/09	K9C6G1AT
		Dilution Factor: 1		Analysis Time..: 17:56	Analyst ID.....: 000079	
		Instrument ID..: I5				

(Continued on next page)

Science Applications International Corp

Client Sample ID: SCFmw-005-0003-GW

TOTAL Metals

Lot-Sample #...: A9C310174-001 **Matrix.....:** WG

PARAMETER	RESULT	REPORTING LIMIT	UNITS	METHOD	PREPARATION-ANALYSIS DATE	WORK ORDER #
Iron	**1180 J**	**100**	**ug/L**	**SW846 6020**	**04/02-04/06/09**	**K9C6G1AF**
		Dilution Factor: 1		Analysis Time..: 20:58	Analyst ID.....: 002260	
		Instrument ID..: I8				
Mercury	ND	0.20	ug/L	SW846 7470A	04/02-04/03/09	K9C6G1A2
		Dilution Factor: 1		Analysis Time..: 11:42	Analyst ID.....: 006531	
		Instrument ID..: H1				
Potassium	**8550 J**	**200**	**ug/L**	**SW846 6010B**	**04/02-04/06/09**	**K9C6G1AU**
		Dilution Factor: 1		Analysis Time..: 17:56	Analyst ID.....: 000079	
		Instrument ID..: I5				
Magnesium	**58400 J**	**5000**	**ug/L**	**SW846 6010B**	**04/02-04/06/09**	**K9C6G1AV**
		Dilution Factor: 1		Analysis Time..: 17:56	Analyst ID.....: 000079	
		Instrument ID..: I5				
Manganese	**3220 J**	**15.0**	**ug/L**	**SW846 6010B**	**04/02-04/06/09**	**K9C6G1AW**
		Dilution Factor: 1		Analysis Time..: 17:56	Analyst ID.....: 000079	
		Instrument ID..: I5				
Sodium	**10400**	**5000**	**ug/L**	**SW846 6010B**	**04/02-04/06/09**	**K9C6G1AX**
		Dilution Factor: 1		Analysis Time..: 17:56	Analyst ID.....: 000079	
		Instrument ID..: I5				
Nickel	**280**	**40.0**	**ug/L**	**SW846 6010B**	**04/02-04/06/09**	**K9C6G1A0**
		Dilution Factor: 1		Analysis Time..: 17:56	Analyst ID.....: 000079	
		Instrument ID..: I5				
Lead	ND	3.0	ug/L	SW846 6010B	04/02-04/06/09	K9C6G1AK
		Dilution Factor: 1		Analysis Time..: 17:56	Analyst ID.....: 000079	
		Instrument ID..: I5				
Antimony	**16.2**	**5.0**	**ug/L**	**SW846 6020**	**04/02-04/06/09**	**K9C6G1AC**
		Dilution Factor: 1		Analysis Time..: 20:58	Analyst ID.....: 002260	
		Instrument ID..: I8				
Selenium	ND	5.0	ug/L	SW846 6010B	04/02-04/06/09	K9C6G1AL
		Dilution Factor: 1		Analysis Time..: 17:56	Analyst ID.....: 000079	
		Instrument ID..: I5				

(Continued on next page)

Science Applications International Corp

Client Sample ID: SCFmw-005-0003-GW

TOTAL Metals

Lot-Sample #...: A9C310174-001 **Matrix.....:** WG

PARAMETER	RESULT	REPORTING LIMIT	UNITS	METHOD	PREPARATION-ANALYSIS DATE	WORK ORDER #
Thallium	ND	2.0	ug/L	SW846 6020	04/02-04/06/09	K9C6G1AG
		Dilution Factor: 1		Analysis Time..: 20:58	Analyst ID.....: 002260	
		Instrument ID..: I8				
Vanadium	ND	50.0	ug/L	SW846 6010B	04/02-04/06/09	K9C6G1A1
		Dilution Factor: 1		Analysis Time..: 17:56	Analyst ID.....: 000079	
		Instrument ID..: I5				
Zinc	**36.6 J**	**10.0**	**ug/L**	**SW846 6020**	**04/02-04/06/09**	**K9C6G1AH**
		Dilution Factor: 1		Analysis Time..: 20:58	Analyst ID.....: 002260	
		Instrument ID..: I8				

NOTE(S):

J Method blank contamination. The associated method blank contains the target analyte at a reportable level.

Science Applications International Corp

Client Sample ID: SCFww-001-0004-WW

TOTAL Metals

Lot-Sample #...: A9C310174-002 **Matrix.....:** WG
Date Sampled...: 03/27/09 11:40 **Date Received..:** 03/28/09

PARAMETER	RESULT	REPORTING LIMIT	UNITS	METHOD	PREPARATION-ANALYSIS DATE	WORK ORDER #
Prep Batch #...: 9092020						
Silver	ND	5.0	ug/L	SW846 6010B	04/02-04/06/09	K9C691AV
		Dilution Factor: 1		Analysis Time..: 18:15	Analyst ID.....: 000079	
		Instrument ID..: I5				
Aluminum	**8670**	**100**	**ug/L**	**SW846 6020**	**04/02-04/06/09**	**K9C691AJ**
		Dilution Factor: 1		Analysis Time..: 21:27	Analyst ID.....: 002260	
		Instrument ID..: I8				
Arsenic	**23.4**	**5.0**	**ug/L**	**SW846 6010B**	**04/02-04/06/09**	**K9C691AR**
		Dilution Factor: 1		Analysis Time..: 18:15	Analyst ID.....: 000079	
		Instrument ID..: I5				
Barium	**76.5 J**	**10.0**	**ug/L**	**SW846 6010B**	**04/02-04/06/09**	**K9C691AW**
		Dilution Factor: 1		Analysis Time..: 18:15	Analyst ID.....: 000079	
		Instrument ID..: I5				
Beryllium	**1.0**	**1.0**	**ug/L**	**SW846 6020**	**04/02-04/06/09**	**K9C691AL**
		Dilution Factor: 1		Analysis Time..: 21:27	Analyst ID.....: 002260	
		Instrument ID..: I8				
Calcium	**44700 J**	**1000**	**ug/L**	**SW846 6010B**	**04/02-04/06/09**	**K9C691AX**
		Dilution Factor: 1		Analysis Time..: 18:15	Analyst ID.....: 000079	
		Instrument ID..: I5				
Cadmium	**0.67 B**	**1.0**	**ug/L**	**SW846 6020**	**04/02-04/06/09**	**K9C691AM**
		Dilution Factor: 1		Analysis Time..: 21:27	Analyst ID.....: 002260	
		Instrument ID..: I8				
Cobalt	**17.8**	**5.0**	**ug/L**	**SW846 6010B**	**04/02-04/06/09**	**K9C691A0**
		Dilution Factor: 1		Analysis Time..: 18:15	Analyst ID.....: 000079	
		Instrument ID..: I5				
Chromium	**17.6**	**5.0**	**ug/L**	**SW846 6010B**	**04/02-04/06/09**	**K9C691A1**
		Dilution Factor: 1		Analysis Time..: 18:15	Analyst ID.....: 000079	
		Instrument ID..: I5				
Copper	**16.6**	**5.0**	**ug/L**	**SW846 6010B**	**04/02-04/06/09**	**K9C691A2**
		Dilution Factor: 1		Analysis Time..: 18:15	Analyst ID.....: 000079	
		Instrument ID..: I5				

(Continued on next page)

Science Applications International Corp

Client Sample ID: SCFww-001-0004-WW

TOTAL Metals

Lot-Sample #...: A9C310174-002 **Matrix.....:** WG

PARAMETER	RESULT	REPORTING LIMIT	UNITS	METHOD	PREPARATION-ANALYSIS DATE	WORK ORDER #
Iron	**30100 J**	**100**	**ug/L**	**SW846 6020**	**04/02-04/06/09**	**K9C691AN**
		Dilution Factor: 1		Analysis Time..: 21:27	Analyst ID.....: 002260	
		Instrument ID..: I8				
Mercury	ND	0.20	ug/L	SW846 7470A	04/02-04/03/09	K9C691A9
		Dilution Factor: 1		Analysis Time..: 11:50	Analyst ID.....: 006531	
		Instrument ID..: H1				
Potassium	**6400 J**	**200**	**ug/L**	**SW846 6010B**	**04/02-04/06/09**	**K9C691A3**
		Dilution Factor: 1		Analysis Time..: 18:15	Analyst ID.....: 000079	
		Instrument ID..: I5				
Magnesium	**36000 J**	**5000**	**ug/L**	**SW846 6010B**	**04/02-04/06/09**	**K9C691A4**
		Dilution Factor: 1		Analysis Time..: 18:15	Analyst ID.....: 000079	
		Instrument ID..: I5				
Manganese	**1510 J**	**15.0**	**ug/L**	**SW846 6010B**	**04/02-04/06/09**	**K9C691A5**
		Dilution Factor: 1		Analysis Time..: 18:15	Analyst ID.....: 000079	
		Instrument ID..: I5				
Sodium	**13600**	**5000**	**ug/L**	**SW846 6010B**	**04/02-04/06/09**	**K9C691A6**
		Dilution Factor: 1		Analysis Time..: 18:15	Analyst ID.....: 000079	
		Instrument ID..: I5				
Nickel	**60.1**	**40.0**	**ug/L**	**SW846 6010B**	**04/02-04/06/09**	**K9C691A7**
		Dilution Factor: 1		Analysis Time..: 18:15	Analyst ID.....: 000079	
		Instrument ID..: I5				
Lead	**13.9**	**3.0**	**ug/L**	**SW846 6010B**	**04/02-04/06/09**	**K9C691AT**
		Dilution Factor: 1		Analysis Time..: 18:15	Analyst ID.....: 000079	
		Instrument ID..: I5				
Antimony	**0.86 B**	**5.0**	**ug/L**	**SW846 6020**	**04/02-04/06/09**	**K9C691AK**
		Dilution Factor: 1		Analysis Time..: 21:27	Analyst ID.....: 002260	
		Instrument ID..: I8				
Selenium	ND	5.0	ug/L	SW846 6010B	04/02-04/06/09	K9C691AU
		Dilution Factor: 1		Analysis Time..: 18:15	Analyst ID.....: 000079	
		Instrument ID..: I5				

(Continued on next page)

Science Applications International Corp

Client Sample ID: SCFww-001-0004-WW

TOTAL Metals

Lot-Sample #...: A9C310174-002 **Matrix.....:** WG

PARAMETER	RESULT	REPORTING LIMIT	UNITS	METHOD	PREPARATION-ANALYSIS DATE	WORK ORDER #
Thallium	**0.28 B**	**2.0**	**ug/L**	**SW846 6020**	**04/02-04/06/09**	**K9C691AP**
		Dilution Factor: 1		Analysis Time..: 21:27	Analyst ID.....: 002260	
		Instrument ID..: I8				
Vanadium	**24.8 B**	**50.0**	**ug/L**	**SW846 6010B**	**04/02-04/06/09**	**K9C691A8**
		Dilution Factor: 1		Analysis Time..: 18:15	Analyst ID.....: 000079	
		Instrument ID..: I5				
Zinc	**95.5 J**	**10.0**	**ug/L**	**SW846 6020**	**04/02-04/06/09**	**K9C691AQ**
		Dilution Factor: 1		Analysis Time..: 21:27	Analyst ID.....: 002260	
		Instrument ID..: I8				

NOTE(S):

J Method blank contamination. The associated method blank contains the target analyte at a reportable level.

B Estimated result. Result is less than RL.

Science Applications International Corp

Client Sample ID: SCFww-001-0004-WW

TCLP Metals

Lot-Sample #...: A9C310174-002 **Matrix.....:** WG
Date Sampled...: 03/27/09 11:40 **Date Received..:** 03/28/09
Leach Date.....: 04/01/09 **Leach Batch #..:** P909110

PARAMETER	RESULT	REPORTING LIMIT	UNITS	METHOD	PREPARATION-ANALYSIS DATE	WORK ORDER #
Prep Batch #...: 9092022						
Arsenic	ND	0.50	mg/L	SW846 6010B	04/02-04/06/09	K9C691CF
		Dilution Factor: 1		Analysis Time..: 17:05	Analyst ID.....: 000079	
		Instrument ID..: I5				
Barium	**0.028 B**	**10.0**	**mg/L**	**SW846 6010B**	**04/02-04/06/09**	**K9C691CG**
		Dilution Factor: 1		Analysis Time..: 17:05	Analyst ID.....: 000079	
		Instrument ID..: I5				
Cadmium	ND	0.10	mg/L	SW846 6010B	04/02-04/06/09	K9C691CH
		Dilution Factor: 1		Analysis Time..: 17:05	Analyst ID.....: 000079	
		Instrument ID..: I5				
Chromium	ND	0.50	mg/L	SW846 6010B	04/02-04/06/09	K9C691CJ
		Dilution Factor: 1		Analysis Time..: 17:05	Analyst ID.....: 000079	
		Instrument ID..: I5				
Lead	ND	0.50	mg/L	SW846 6010B	04/02-04/06/09	K9C691CK
		Dilution Factor: 1		Analysis Time..: 17:05	Analyst ID.....: 000079	
		Instrument ID..: I5				
Selenium	**0.0053 B,J**	**0.25**	**mg/L**	**SW846 6010B**	**04/02-04/06/09**	**K9C691CL**
		Dilution Factor: 1		Analysis Time..: 17:05	Analyst ID.....: 000079	
		Instrument ID..: I5				
Silver	ND	0.50	mg/L	SW846 6010B	04/02-04/06/09	K9C691CM
		Dilution Factor: 1		Analysis Time..: 17:05	Analyst ID.....: 000079	
		Instrument ID..: I5				
Mercury	ND	0.0020	mg/L	SW846 7470A	04/02-04/03/09	K9C691CN
		Dilution Factor: 1		Analysis Time..: 10:30	Analyst ID.....: 006531	
		Instrument ID..: H1				

NOTE(S):

Analysis performed in accordance with USEPA Toxicity Characteristic Leaching Procedure Method 1311

B Estimated result. Result is less than RL.

J Method blank contamination. The associated method blank contains the target analyte at a reportable level.

Science Applications International Corp

Client Sample ID: SCFww-002-0005-WW

TOTAL Metals

Lot-Sample #...: A9C310174-003 **Matrix.....:** WG
Date Sampled...: 03/27/09 13:00 **Date Received..:** 03/28/09

PARAMETER	RESULT	REPORTING LIMIT	UNITS	METHOD	PREPARATION-ANALYSIS DATE	WORK ORDER #
Prep Batch #...: 9092020						
Silver	ND	5.0	ug/L	SW846 6010B	04/02-04/06/09	K9C7F1AV
		Dilution Factor: 1		Analysis Time..: 18:31	Analyst ID.....: 000079	
		Instrument ID..: I5				
Aluminum	**337**	**100**	**ug/L**	**SW846 6020**	**04/02-04/06/09**	**K9C7F1AJ**
		Dilution Factor: 1		Analysis Time..: 21:31	Analyst ID.....: 002260	
		Instrument ID..: I8				
Arsenic	**5.0**	**5.0**	**ug/L**	**SW846 6010B**	**04/02-04/06/09**	**K9C7F1AR**
		Dilution Factor: 1		Analysis Time..: 18:31	Analyst ID.....: 000079	
		Instrument ID..: I5				
Barium	**31.9 J**	**10.0**	**ug/L**	**SW846 6010B**	**04/02-04/06/09**	**K9C7F1AW**
		Dilution Factor: 1		Analysis Time..: 18:31	Analyst ID.....: 000079	
		Instrument ID..: I5				
Beryllium	ND	1.0	ug/L	SW846 6020	04/02-04/06/09	K9C7F1AL
		Dilution Factor: 1		Analysis Time..: 21:31	Analyst ID.....: 002260	
		Instrument ID..: I8				
Calcium	**53300 J**	**1000**	**ug/L**	**SW846 6010B**	**04/02-04/06/09**	**K9C7F1AX**
		Dilution Factor: 1		Analysis Time..: 18:31	Analyst ID.....: 000079	
		Instrument ID..: I5				
Cadmium	ND	1.0	ug/L	SW846 6020	04/02-04/06/09	K9C7F1AM
		Dilution Factor: 1		Analysis Time..: 21:31	Analyst ID.....: 002260	
		Instrument ID..: I8				
Cobalt	**9.5**	**5.0**	**ug/L**	**SW846 6010B**	**04/02-04/06/09**	**K9C7F1A0**
		Dilution Factor: 1		Analysis Time..: 18:31	Analyst ID.....: 000079	
		Instrument ID..: I5				
Chromium	ND	5.0	ug/L	SW846 6010B	04/02-04/06/09	K9C7F1A1
		Dilution Factor: 1		Analysis Time..: 18:31	Analyst ID.....: 000079	
		Instrument ID..: I5				
Copper	ND	5.0	ug/L	SW846 6010B	04/02-04/06/09	K9C7F1A2
		Dilution Factor: 1		Analysis Time..: 18:31	Analyst ID.....: 000079	
		Instrument ID..: I5				

(Continued on next page)

Science Applications International Corp

Client Sample ID: SCFww-002-0005-WW

TOTAL Metals

Lot-Sample #...: A9C310174-003 **Matrix.....:** WG

PARAMETER	RESULT	REPORTING LIMIT	UNITS	METHOD	PREPARATION-ANALYSIS DATE	WORK ORDER #
Iron	**950 J**	**100**	**ug/L**	**SW846 6020**	**04/02-04/06/09**	**K9C7F1AN**
		Dilution Factor: 1		Analysis Time..: 21:31	Analyst ID.....: 002260	
		Instrument ID..: I8				
Mercury	ND	0.20	ug/L	SW846 7470A	04/02-04/03/09	K9C7F1A9
		Dilution Factor: 1		Analysis Time..: 11:49	Analyst ID.....: 006531	
		Instrument ID..: H1				
Potassium	**18200 J**	**200**	**ug/L**	**SW846 6010B**	**04/02-04/06/09**	**K9C7F1A3**
		Dilution Factor: 1		Analysis Time..: 18:31	Analyst ID.....: 000079	
		Instrument ID..: I5				
Magnesium	**33800 J**	**5000**	**ug/L**	**SW846 6010B**	**04/02-04/06/09**	**K9C7F1A4**
		Dilution Factor: 1		Analysis Time..: 18:31	Analyst ID.....: 000079	
		Instrument ID..: I5				
Manganese	**958 J**	**15.0**	**ug/L**	**SW846 6010B**	**04/02-04/06/09**	**K9C7F1A5**
		Dilution Factor: 1		Analysis Time..: 18:31	Analyst ID.....: 000079	
		Instrument ID..: I5				
Sodium	**14500**	**5000**	**ug/L**	**SW846 6010B**	**04/02-04/06/09**	**K9C7F1A6**
		Dilution Factor: 1		Analysis Time..: 18:31	Analyst ID.....: 000079	
		Instrument ID..: I5				
Nickel	**30.9 B**	**40.0**	**ug/L**	**SW846 6010B**	**04/02-04/06/09**	**K9C7F1A7**
		Dilution Factor: 1		Analysis Time..: 18:31	Analyst ID.....: 000079	
		Instrument ID..: I5				
Lead	ND	3.0	ug/L	SW846 6010B	04/02-04/06/09	K9C7F1AT
		Dilution Factor: 1		Analysis Time..: 18:31	Analyst ID.....: 000079	
		Instrument ID..: I5				
Antimony	**0.79 B**	**5.0**	**ug/L**	**SW846 6020**	**04/02-04/06/09**	**K9C7F1AK**
		Dilution Factor: 1		Analysis Time..: 21:31	Analyst ID.....: 002260	
		Instrument ID..: I8				
Selenium	ND	5.0	ug/L	SW846 6010B	04/02-04/06/09	K9C7F1AU
		Dilution Factor: 1		Analysis Time..: 18:31	Analyst ID.....: 000079	
		Instrument ID..: I5				

(Continued on next page)

Science Applications International Corp

Client Sample ID: SCFww-002-0005-WW

TOTAL Metals

Lot-Sample #...: A9C310174-003 **Matrix.....:** WG

PARAMETER	RESULT	REPORTING LIMIT	UNITS	METHOD	PREPARATION-ANALYSIS DATE	WORK ORDER #
Thallium	ND	2.0	ug/L	SW846 6020	04/02-04/06/09	K9C7F1AP
		Dilution Factor: 1		Analysis Time..: 21:31	Analyst ID.....: 002260	
		Instrument ID..: I8				
Vanadium	**0.87 B**	**50.0**	**ug/L**	**SW846 6010B**	**04/02-04/06/09**	**K9C7F1A8**
		Dilution Factor: 1		Analysis Time..: 18:31	Analyst ID.....: 000079	
		Instrument ID..: I5				
Zinc	**9.7 B,J**	**10.0**	**ug/L**	**SW846 6020**	**04/02-04/06/09**	**K9C7F1AQ**
		Dilution Factor: 1		Analysis Time..: 21:31	Analyst ID.....: 002260	
		Instrument ID..: I8				

NOTE(S):

J Method blank contamination. The associated method blank contains the target analyte at a reportable level.

B Estimated result. Result is less than RL.

Science Applications International Corp

Client Sample ID: SCFww-002-0005-WW

TCLP Metals

Lot-Sample #...: A9C310174-003 **Matrix.....:** WG
Date Sampled...: 03/27/09 13:00 **Date Received..:** 03/28/09
Leach Date.....: 04/01/09 **Leach Batch #..:** P909110

PARAMETER	RESULT	REPORTING LIMIT	UNITS	METHOD	PREPARATION-ANALYSIS DATE	WORK ORDER #
Prep Batch #...: 9092022						
Arsenic	**0.0055 B**	**0.50**	**mg/L**	**SW846 6010B**	**04/02-04/06/09**	**K9C7F1CF**
		Dilution Factor: 1		Analysis Time..: 17:36	Analyst ID.....: 000079	
		Instrument ID..: I5				
Barium	**0.028 B**	**10.0**	**mg/L**	**SW846 6010B**	**04/02-04/06/09**	**K9C7F1CG**
		Dilution Factor: 1		Analysis Time..: 17:36	Analyst ID.....: 000079	
		Instrument ID..: I5				
Cadmium	ND	0.10	mg/L	SW846 6010B	04/02-04/06/09	K9C7F1CH
		Dilution Factor: 1		Analysis Time..: 17:36	Analyst ID.....: 000079	
		Instrument ID..: I5				
Chromium	ND	0.50	mg/L	SW846 6010B	04/02-04/06/09	K9C7F1CJ
		Dilution Factor: 1		Analysis Time..: 17:36	Analyst ID.....: 000079	
		Instrument ID..: I5				
Lead	ND	0.50	mg/L	SW846 6010B	04/02-04/06/09	K9C7F1CK
		Dilution Factor: 1		Analysis Time..: 17:36	Analyst ID.....: 000079	
		Instrument ID..: I5				
Selenium	ND	0.25	mg/L	SW846 6010B	04/02-04/06/09	K9C7F1CL
		Dilution Factor: 1		Analysis Time..: 17:36	Analyst ID.....: 000079	
		Instrument ID..: I5				
Silver	ND	0.50	mg/L	SW846 6010B	04/02-04/06/09	K9C7F1CM
		Dilution Factor: 1		Analysis Time..: 17:36	Analyst ID.....: 000079	
		Instrument ID..: I5				
Mercury	ND	0.0020	mg/L	SW846 7470A	04/02-04/03/09	K9C7F1CN
		Dilution Factor: 1		Analysis Time..: 10:35	Analyst ID.....: 006531	
		Instrument ID..: H1				

NOTE(S):

Analysis performed in accordance with USEPA Toxicity Characteristic Leaching Procedure Method 1311

B Estimated result. Result is less than RL.

Science Applications International Corp

Client Sample ID: SCFww-003-0006-WW

TOTAL Metals

Lot-Sample #...: A9C310174-004 **Matrix.....:** WG
Date Sampled...: 03/27/09 19:20 **Date Received..:** 03/28/09

PARAMETER	RESULT	REPORTING LIMIT	UNITS	METHOD	PREPARATION-ANALYSIS DATE	WORK ORDER #
Prep Batch #...: 9092020						
Silver	ND	5.0	ug/L	SW846 6010B	04/02-04/06/09	K9C7J1AV
		Dilution Factor: 1		Analysis Time..: 18:36	Analyst ID.....: 000079	
		Instrument ID..: I5				
Aluminum	**114**	**100**	**ug/L**	**SW846 6020**	**04/02-04/06/09**	**K9C7J1AJ**
		Dilution Factor: 1		Analysis Time..: 21:35	Analyst ID.....: 002260	
		Instrument ID..: I8				
Arsenic	**3.2 B**	**5.0**	**ug/L**	**SW846 6010B**	**04/02-04/06/09**	**K9C7J1AR**
		Dilution Factor: 1		Analysis Time..: 18:36	Analyst ID.....: 000079	
		Instrument ID..: I5				
Barium	**43.8 J**	**10.0**	**ug/L**	**SW846 6010B**	**04/02-04/06/09**	**K9C7J1AW**
		Dilution Factor: 1		Analysis Time..: 18:36	Analyst ID.....: 000079	
		Instrument ID..: I5				
Beryllium	ND	1.0	ug/L	SW846 6020	04/02-04/06/09	K9C7J1AL
		Dilution Factor: 1		Analysis Time..: 21:35	Analyst ID.....: 002260	
		Instrument ID..: I8				
Calcium	**51400 J**	**1000**	**ug/L**	**SW846 6010B**	**04/02-04/06/09**	**K9C7J1AX**
		Dilution Factor: 1		Analysis Time..: 18:36	Analyst ID.....: 000079	
		Instrument ID..: I5				
Cadmium	ND	1.0	ug/L	SW846 6020	04/02-04/06/09	K9C7J1AM
		Dilution Factor: 1		Analysis Time..: 21:35	Analyst ID.....: 002260	
		Instrument ID..: I8				
Cobalt	ND	5.0	ug/L	SW846 6010B	04/02-04/06/09	K9C7J1A0
		Dilution Factor: 1		Analysis Time..: 18:36	Analyst ID.....: 000079	
		Instrument ID..: I5				
Chromium	ND	5.0	ug/L	SW846 6010B	04/02-04/06/09	K9C7J1A1
		Dilution Factor: 1		Analysis Time..: 18:36	Analyst ID.....: 000079	
		Instrument ID..: I5				
Copper	ND	5.0	ug/L	SW846 6010B	04/02-04/06/09	K9C7J1A2
		Dilution Factor: 1		Analysis Time..: 18:36	Analyst ID.....: 000079	
		Instrument ID..: I5				

(Continued on next page)

Science Applications International Corp

Client Sample ID: SCFww-003-0006-WW

TOTAL Metals

Lot-Sample #...: A9C310174-004 **Matrix.....:** WG

PARAMETER	RESULT	REPORTING LIMIT	UNITS	METHOD	PREPARATION-ANALYSIS DATE	WORK ORDER #
Iron	**244 J**	**100**	**ug/L**	**SW846 6020**	**04/02-04/06/09**	**K9C7J1AN**
		Dilution Factor: 1		Analysis Time..: 21:35	Analyst ID.....: 002260	
		Instrument ID..: I8				
Mercury	ND	0.20	ug/L	SW846 7470A	04/02-04/03/09	K9C7J1A9
		Dilution Factor: 1		Analysis Time..: 11:48	Analyst ID.....: 006531	
		Instrument ID..: H1				
Potassium	**3600 J**	**200**	**ug/L**	**SW846 6010B**	**04/02-04/06/09**	**K9C7J1A3**
		Dilution Factor: 1		Analysis Time..: 18:36	Analyst ID.....: 000079	
		Instrument ID..: I5				
Magnesium	**19600 J**	**5000**	**ug/L**	**SW846 6010B**	**04/02-04/06/09**	**K9C7J1A4**
		Dilution Factor: 1		Analysis Time..: 18:36	Analyst ID.....: 000079	
		Instrument ID..: I5				
Manganese	**335 J**	**15.0**	**ug/L**	**SW846 6010B**	**04/02-04/06/09**	**K9C7J1A5**
		Dilution Factor: 1		Analysis Time..: 18:36	Analyst ID.....: 000079	
		Instrument ID..: I5				
Sodium	**15700**	**5000**	**ug/L**	**SW846 6010B**	**04/02-04/06/09**	**K9C7J1A6**
		Dilution Factor: 1		Analysis Time..: 18:36	Analyst ID.....: 000079	
		Instrument ID..: I5				
Nickel	**6.9 B**	**40.0**	**ug/L**	**SW846 6010B**	**04/02-04/06/09**	**K9C7J1A7**
		Dilution Factor: 1		Analysis Time..: 18:36	Analyst ID.....: 000079	
		Instrument ID..: I5				
Lead	ND	3.0	ug/L	SW846 6010B	04/02-04/06/09	K9C7J1AT
		Dilution Factor: 1		Analysis Time..: 18:36	Analyst ID.....: 000079	
		Instrument ID..: I5				
Antimony	**1.5 B**	**5.0**	**ug/L**	**SW846 6020**	**04/02-04/06/09**	**K9C7J1AK**
		Dilution Factor: 1		Analysis Time..: 21:35	Analyst ID.....: 002260	
		Instrument ID..: I8				
Selenium	ND	5.0	ug/L	SW846 6010B	04/02-04/06/09	K9C7J1AU
		Dilution Factor: 1		Analysis Time..: 18:36	Analyst ID.....: 000079	
		Instrument ID..: I5				

(Continued on next page)

Science Applications International Corp

Client Sample ID: SCFww-003-0006-WW

TOTAL Metals

Lot-Sample #...: A9C310174-004 **Matrix.....:** WG

PARAMETER	RESULT	REPORTING LIMIT	UNITS	METHOD	PREPARATION-ANALYSIS DATE	WORK ORDER #
Thallium	ND	2.0	ug/L	SW846 6020	04/02-04/06/09	K9C7J1AP
		Dilution Factor: 1		Analysis Time..: 21:35	Analyst ID.....: 002260	
		Instrument ID..: I8				
Vanadium	ND	50.0	ug/L	SW846 6010B	04/02-04/06/09	K9C7J1A8
		Dilution Factor: 1		Analysis Time..: 18:36	Analyst ID.....: 000079	
		Instrument ID..: I5				
Zinc	**2.4 B,J**	**10.0**	**ug/L**	**SW846 6020**	**04/02-04/06/09**	**K9C7J1AQ**
		Dilution Factor: 1		Analysis Time..: 21:35	Analyst ID.....: 002260	
		Instrument ID..: I8				

NOTE(S):

B Estimated result. Result is less than RL.

J Method blank contamination. The associated method blank contains the target analyte at a reportable level.

Science Applications International Corp

Client Sample ID: SCFww-003-0006-WW

TCLP Metals

Lot-Sample #...: A9C310174-004 **Matrix.....:** WG
Date Sampled...: 03/27/09 19:20 **Date Received..:** 03/28/09
Leach Date.....: 04/01/09 **Leach Batch #..:** P909110

PARAMETER	RESULT	REPORTING LIMIT	UNITS	METHOD	PREPARATION-ANALYSIS DATE	WORK ORDER #
Prep Batch #...: 9092022						
Arsenic	ND	0.50	mg/L	SW846 6010B	04/02-04/06/09	K9C7J1CF
		Dilution Factor: 1		Analysis Time..: 17:40	Analyst ID.....: 000079	
		Instrument ID..: I5				
Barium	**0.043 B**	**10.0**	**mg/L**	**SW846 6010B**	**04/02-04/06/09**	**K9C7J1CG**
		Dilution Factor: 1		Analysis Time..: 17:40	Analyst ID.....: 000079	
		Instrument ID..: I5				
Cadmium	ND	0.10	mg/L	SW846 6010B	04/02-04/06/09	K9C7J1CH
		Dilution Factor: 1		Analysis Time..: 17:40	Analyst ID.....: 000079	
		Instrument ID..: I5				
Chromium	ND	0.50	mg/L	SW846 6010B	04/02-04/06/09	K9C7J1CJ
		Dilution Factor: 1		Analysis Time..: 17:40	Analyst ID.....: 000079	
		Instrument ID..: I5				
Lead	ND	0.50	mg/L	SW846 6010B	04/02-04/06/09	K9C7J1CK
		Dilution Factor: 1		Analysis Time..: 17:40	Analyst ID.....: 000079	
		Instrument ID..: I5				
Selenium	ND	0.25	mg/L	SW846 6010B	04/02-04/06/09	K9C7J1CL
		Dilution Factor: 1		Analysis Time..: 17:40	Analyst ID.....: 000079	
		Instrument ID..: I5				
Silver	ND	0.50	mg/L	SW846 6010B	04/02-04/06/09	K9C7J1CM
		Dilution Factor: 1		Analysis Time..: 17:40	Analyst ID.....: 000079	
		Instrument ID..: I5				
Mercury	ND	0.0020	mg/L	SW846 7470A	04/02-04/03/09	K9C7J1CN
		Dilution Factor: 1		Analysis Time..: 10:36	Analyst ID.....: 006531	
		Instrument ID..: H1				

NOTE(S):

Analysis performed in accordance with USEPA Toxicity Characteristic Leaching Procedure Method 1311

B Estimated result. Result is less than RL.

Science Applications International Corp

Client Sample ID: SCFmw-001-0008-WS

TOTAL Metals

Lot-Sample #...: A9C310174-006 **Matrix.....:** SO
Date Sampled...: 03/27/09 10:05 **Date Received..:** 03/28/09
% Moisture.....: 12

PARAMETER	RESULT	REPORTING LIMIT	UNITS	METHOD	PREPARATION-ANALYSIS DATE	WORK ORDER #
Prep Batch #...: 9091025						
Silver	ND	0.57	mg/kg	SW846 6010B	04/01-04/06/09	K9C7R1AH
		Dilution Factor: 1		Analysis Time..: 20:49	Analyst ID.....: 000079	
		Instrument ID..: I5				
Aluminum	**8240**	**11.4**	**mg/kg**	**SW846 6010B**	**04/01-04/06/09**	**K9C7R1AU**
		Dilution Factor: 1		Analysis Time..: 20:49	Analyst ID.....: 000079	
		Instrument ID..: I5				
Arsenic	**8.7**	**0.57**	**mg/kg**	**SW846 6010B**	**04/01-04/06/09**	**K9C7R1AJ**
		Dilution Factor: 1		Analysis Time..: 20:49	Analyst ID.....: 000079	
		Instrument ID..: I5				
Barium	**55.7 J**	**1.1**	**mg/kg**	**SW846 6010B**	**04/01-04/06/09**	**K9C7R1AV**
		Dilution Factor: 1		Analysis Time..: 20:49	Analyst ID.....: 000079	
		Instrument ID..: I5				
Beryllium	**0.56**	**0.11**	**mg/kg**	**SW846 6010B**	**04/01-04/06/09**	**K9C7R1AW**
		Dilution Factor: 1		Analysis Time..: 20:49	Analyst ID.....: 000079	
		Instrument ID..: I5				
Calcium	**18400 J**	**114**	**mg/kg**	**SW846 6010B**	**04/01-04/06/09**	**K9C7R1AX**
		Dilution Factor: 1		Analysis Time..: 20:49	Analyst ID.....: 000079	
		Instrument ID..: I5				
Cadmium	**0.084 B**	**0.11**	**mg/kg**	**SW846 6010B**	**04/01-04/06/09**	**K9C7R1AK**
		Dilution Factor: 1		Analysis Time..: 20:49	Analyst ID.....: 000079	
		Instrument ID..: I5				
Cobalt	**8.3**	**0.57**	**mg/kg**	**SW846 6010B**	**04/01-04/06/09**	**K9C7R1AL**
		Dilution Factor: 1		Analysis Time..: 20:49	Analyst ID.....: 000079	
		Instrument ID..: I5				
Chromium	**14.0**	**0.57**	**mg/kg**	**SW846 6010B**	**04/01-04/06/09**	**K9C7R1AM**
		Dilution Factor: 1		Analysis Time..: 20:49	Analyst ID.....: 000079	
		Instrument ID..: I5				
Copper	**14.5**	**2.3**	**mg/kg**	**SW846 6010B**	**04/01-04/06/09**	**K9C7R1A0**
		Dilution Factor: 1		Analysis Time..: 20:49	Analyst ID.....: 000079	
		Instrument ID..: I5				

(Continued on next page)

Science Applications International Corp

Client Sample ID: SCFmw-001-0008-WS

TOTAL Metals

Lot-Sample #...: A9C310174-006 **Matrix.....:** SO

PARAMETER	RESULT	REPORTING LIMIT	UNITS	METHOD	PREPARATION-ANALYSIS DATE	WORK ORDER #
Iron	**36500**	**22.7**	**mg/kg**	**SW846 6010B**	**04/01-04/06/09**	**K9C7R1A1**
		Dilution Factor: 1		Analysis Time..: 20:49	Analyst ID.....: 000079	
		Instrument ID..: I5				
Potassium	**1530 J**	**568**	**mg/kg**	**SW846 6010B**	**04/01-04/06/09**	**K9C7R1A2**
		Dilution Factor: 1		Analysis Time..: 20:49	Analyst ID.....: 000079	
		Instrument ID..: I5				
Magnesium	**4950**	**11.4**	**mg/kg**	**SW846 6010B**	**04/01-04/06/09**	**K9C7R1A3**
		Dilution Factor: 1		Analysis Time..: 20:49	Analyst ID.....: 000079	
		Instrument ID..: I5				
Manganese	**833 J**	**1.1**	**mg/kg**	**SW846 6010B**	**04/01-04/06/09**	**K9C7R1A4**
		Dilution Factor: 1		Analysis Time..: 20:49	Analyst ID.....: 000079	
		Instrument ID..: I5				
Sodium	ND	114	mg/kg	SW846 6010B	04/01-04/06/09	K9C7R1A5
		Dilution Factor: 1		Analysis Time..: 20:49	Analyst ID.....: 000079	
		Instrument ID..: I5				
Nickel	**24.1**	**1.1**	**mg/kg**	**SW846 6010B**	**04/01-04/06/09**	**K9C7R1A6**
		Dilution Factor: 1		Analysis Time..: 20:49	Analyst ID.....: 000079	
		Instrument ID..: I5				
Lead	**8.4**	**0.34**	**mg/kg**	**SW846 6010B**	**04/01-04/06/09**	**K9C7R1AN**
		Dilution Factor: 1		Analysis Time..: 20:49	Analyst ID.....: 000079	
		Instrument ID..: I5				
Antimony	ND	0.57	mg/kg	SW846 6010B	04/01-04/06/09	K9C7R1AP
		Dilution Factor: 1		Analysis Time..: 20:49	Analyst ID.....: 000079	
		Instrument ID..: I5				
Selenium	ND	0.57	mg/kg	SW846 6010B	04/01-04/06/09	K9C7R1AQ
		Dilution Factor: 1		Analysis Time..: 20:49	Analyst ID.....: 000079	
		Instrument ID..: I5				
Thallium	**0.13**	**0.11**	**mg/kg**	**SW846 6020**	**04/01-04/06/09**	**K9C7R1AT**
		Dilution Factor: 1		Analysis Time..: 18:04	Analyst ID.....: 002260	
		Instrument ID..: I8				

(Continued on next page)

Science Applications International Corp

Client Sample ID: SCFmw-001-0008-WS

TOTAL Metals

Lot-Sample #...: A9C310174-006 **Matrix.....:** SO

PARAMETER	RESULT	REPORTING LIMIT	UNITS	METHOD	PREPARATION-ANALYSIS DATE	WORK ORDER #
Vanadium	**15.0**	**1.1**	**mg/kg**	**SW846 6010B**	**04/01-04/06/09**	**K9C7R1AR**
		Dilution Factor: 1		Analysis Time..: 20:49	Analyst ID.....: 000079	
		Instrument ID..: I5				
Zinc	**46.6**	**4.5**	**mg/kg**	**SW846 6010B**	**04/01-04/06/09**	**K9C7R1A7**
		Dilution Factor: 1		Analysis Time..: 20:49	Analyst ID.....: 000079	
		Instrument ID..: I5				
Prep Batch #...: 9093085						
Mercury	**0.017 B**	**0.11**	**mg/kg**	**SW846 7471A**	**04/03-04/06/09**	**K9C7R2A8**
		Dilution Factor: 1		Analysis Time..: 14:33	Analyst ID.....: 006531	
		Instrument ID..: H1				

NOTE(S):

Results and reporting limits have been adjusted for dry weight.

J Method blank contamination. The associated method blank contains the target analyte at a reportable level.

B Estimated result. Result is less than RL.

Science Applications International Corp

Client Sample ID: SCFmw-001-0008-WS

TCLP Metals

Lot-Sample #...: A9C310174-006 **Matrix.....:** SO
Date Sampled...: 03/27/09 10:05 **Date Received..:** 03/28/09
Leach Date.....: 04/01/09 **Leach Batch #..:** P909113

PARAMETER	RESULT	REPORTING LIMIT	UNITS	METHOD	PREPARATION-ANALYSIS DATE	WORK ORDER #
Prep Batch #...: 9092024						
Arsenic	ND	0.50	mg/L	SW846 6010B	04/02-04/06/09	K9C7R1CH
		Dilution Factor: 1		Analysis Time..: 22:02	Analyst ID.....: 000079	
		Instrument ID..: I5				
Barium	**0.49 B**	**10.0**	**mg/L**	**SW846 6010B**	**04/02-04/06/09**	**K9C7R1CJ**
		Dilution Factor: 1		Analysis Time..: 22:02	Analyst ID.....: 000079	
		Instrument ID..: I5				
Cadmium	**0.00079 B**	**0.10**	**mg/L**	**SW846 6010B**	**04/02-04/06/09**	**K9C7R1CK**
		Dilution Factor: 1		Analysis Time..: 22:02	Analyst ID.....: 000079	
		Instrument ID..: I5				
Chromium	ND	0.50	mg/L	SW846 6010B	04/02-04/06/09	K9C7R1CL
		Dilution Factor: 1		Analysis Time..: 22:02	Analyst ID.....: 000079	
		Instrument ID..: I5				
Lead	ND	0.50	mg/L	SW846 6010B	04/02-04/06/09	K9C7R1CM
		Dilution Factor: 1		Analysis Time..: 22:02	Analyst ID.....: 000079	
		Instrument ID..: I5				
Selenium	ND	0.25	mg/L	SW846 6010B	04/02-04/06/09	K9C7R1CN
		Dilution Factor: 1		Analysis Time..: 22:02	Analyst ID.....: 000079	
		Instrument ID..: I5				
Silver	ND	0.50	mg/L	SW846 6010B	04/02-04/06/09	K9C7R1CP
		Dilution Factor: 1		Analysis Time..: 22:02	Analyst ID.....: 000079	
		Instrument ID..: I5				
Mercury	ND	0.0020	mg/L	SW846 7470A	04/02-04/03/09	K9C7R1CQ
		Dilution Factor: 1		Analysis Time..: 10:53	Analyst ID.....: 006531	
		Instrument ID..: H1				

NOTE(S):

Analysis performed in accordance with USEPA Toxicity Characteristic Leaching Procedure Method 1311

B Estimated result. Result is less than RL.

Science Applications International Corp

Client Sample ID: SCFmw-002-0009-WS

TOTAL Metals

Lot-Sample #...: A9C310174-007 **Matrix.....:** SO
Date Sampled...: 03/27/09 14:57 **Date Received..:** 03/28/09
% Moisture.....: 20

PARAMETER	RESULT	REPORTING LIMIT	UNITS	METHOD	PREPARATION-ANALYSIS DATE	WORK ORDER #
Prep Batch #...: 9091025						
Silver	ND	0.62	mg/kg	SW846 6010B	04/01-04/06/09	K9C7W1AU
		Dilution Factor: 1		Analysis Time..: 21:08	Analyst ID.....: 000079	
		Instrument ID..: I5				
Aluminum	**4690**	**12.5**	**mg/kg**	**SW846 6010B**	**04/01-04/06/09**	**K9C7W1A6**
		Dilution Factor: 1		Analysis Time..: 21:08	Analyst ID.....: 000079	
		Instrument ID..: I5				
Arsenic	**10.9**	**0.62**	**mg/kg**	**SW846 6010B**	**04/01-04/06/09**	**K9C7W1AV**
		Dilution Factor: 1		Analysis Time..: 21:08	Analyst ID.....: 000079	
		Instrument ID..: I5				
Barium	**43.3 J**	**1.2**	**mg/kg**	**SW846 6010B**	**04/01-04/06/09**	**K9C7W1A7**
		Dilution Factor: 1		Analysis Time..: 21:08	Analyst ID.....: 000079	
		Instrument ID..: I5				
Beryllium	**0.48**	**0.12**	**mg/kg**	**SW846 6010B**	**04/01-04/06/09**	**K9C7W1A8**
		Dilution Factor: 1		Analysis Time..: 21:08	Analyst ID.....: 000079	
		Instrument ID..: I5				
Calcium	**5000 J**	**125**	**mg/kg**	**SW846 6010B**	**04/01-04/06/09**	**K9C7W1A9**
		Dilution Factor: 1		Analysis Time..: 21:08	Analyst ID.....: 000079	
		Instrument ID..: I5				
Cadmium	**0.057 B**	**0.12**	**mg/kg**	**SW846 6010B**	**04/01-04/06/09**	**K9C7W1AW**
		Dilution Factor: 1		Analysis Time..: 21:08	Analyst ID.....: 000079	
		Instrument ID..: I5				
Cobalt	**6.6**	**0.62**	**mg/kg**	**SW846 6010B**	**04/01-04/06/09**	**K9C7W1AX**
		Dilution Factor: 1		Analysis Time..: 21:08	Analyst ID.....: 000079	
		Instrument ID..: I5				
Chromium	**9.8**	**0.62**	**mg/kg**	**SW846 6010B**	**04/01-04/06/09**	**K9C7W1A0**
		Dilution Factor: 1		Analysis Time..: 21:08	Analyst ID.....: 000079	
		Instrument ID..: I5				
Copper	**13.2**	**2.5**	**mg/kg**	**SW846 6010B**	**04/01-04/06/09**	**K9C7W1AA**
		Dilution Factor: 1		Analysis Time..: 21:08	Analyst ID.....: 000079	
		Instrument ID..: I5				

(Continued on next page)

Science Applications International Corp

Client Sample ID: SCFmw-002-0009-WS

TOTAL Metals

Lot-Sample #...: A9C310174-007 **Matrix.....:** SO

PARAMETER	RESULT	REPORTING LIMIT	UNITS	METHOD	PREPARATION-ANALYSIS DATE	WORK ORDER #
Iron	**20500**	**24.9**	**mg/kg**	**SW846 6010B**	**04/01-04/06/09**	**K9C7W1AC**
		Dilution Factor: 1		Analysis Time..: 21:08	Analyst ID.....: 000079	
		Instrument ID..: I5				
Potassium	**1040 J**	**624**	**mg/kg**	**SW846 6010B**	**04/01-04/06/09**	**K9C7W1AD**
		Dilution Factor: 1		Analysis Time..: 21:08	Analyst ID.....: 000079	
		Instrument ID..: I5				
Magnesium	**2830**	**12.5**	**mg/kg**	**SW846 6010B**	**04/01-04/06/09**	**K9C7W1AE**
		Dilution Factor: 1		Analysis Time..: 21:08	Analyst ID.....: 000079	
		Instrument ID..: I5				
Manganese	**513 J**	**1.2**	**mg/kg**	**SW846 6010B**	**04/01-04/06/09**	**K9C7W1AF**
		Dilution Factor: 1		Analysis Time..: 21:08	Analyst ID.....: 000079	
		Instrument ID..: I5				
Sodium	ND	125	mg/kg	SW846 6010B	04/01-04/06/09	K9C7W1AG
		Dilution Factor: 1		Analysis Time..: 21:08	Analyst ID.....: 000079	
		Instrument ID..: I5				
Nickel	**21.6**	**1.2**	**mg/kg**	**SW846 6010B**	**04/01-04/06/09**	**K9C7W1AH**
		Dilution Factor: 1		Analysis Time..: 21:08	Analyst ID.....: 000079	
		Instrument ID..: I5				
Lead	**11.0**	**0.37**	**mg/kg**	**SW846 6010B**	**04/01-04/06/09**	**K9C7W1A1**
		Dilution Factor: 1		Analysis Time..: 21:08	Analyst ID.....: 000079	
		Instrument ID..: I5				
Antimony	ND	0.62	mg/kg	SW846 6010B	04/01-04/06/09	K9C7W1A2
		Dilution Factor: 1		Analysis Time..: 21:08	Analyst ID.....: 000079	
		Instrument ID..: I5				
Selenium	**0.62**	**0.62**	**mg/kg**	**SW846 6010B**	**04/01-04/06/09**	**K9C7W1A3**
		Dilution Factor: 1		Analysis Time..: 21:08	Analyst ID.....: 000079	
		Instrument ID..: I5				
Thallium	**0.11 B**	**0.12**	**mg/kg**	**SW846 6020**	**04/01-04/06/09**	**K9C7W1A5**
		Dilution Factor: 1		Analysis Time..: 18:33	Analyst ID.....: 002260	
		Instrument ID..: I8				

(Continued on next page)

Science Applications International Corp

Client Sample ID: SCFmw-002-0009-WS

TOTAL Metals

Lot-Sample #...: A9C310174-007 **Matrix.....:** SO

PARAMETER	RESULT	REPORTING LIMIT	UNITS	METHOD	PREPARATION-ANALYSIS DATE	WORK ORDER #
Vanadium	**8.5**	**1.2**	**mg/kg**	**SW846 6010B**	**04/01-04/06/09**	**K9C7W1A4**
		Dilution Factor: 1		Analysis Time..: 21:08	Analyst ID.....: 000079	
		Instrument ID..: I5				
Zinc	**55.1**	**5.0**	**mg/kg**	**SW846 6010B**	**04/01-04/06/09**	**K9C7W1AJ**
		Dilution Factor: 1		Analysis Time..: 21:08	Analyst ID.....: 000079	
		Instrument ID..: I5				
Prep Batch #...: 9093085						
Mercury	**0.030 B**	**0.12**	**mg/kg**	**SW846 7471A**	**04/03-04/06/09**	**K9C7W2AK**
		Dilution Factor: 1		Analysis Time..: 14:38	Analyst ID.....: 006531	
		Instrument ID..: H1				

NOTE(S):

Results and reporting limits have been adjusted for dry weight.

J Method blank contamination. The associated method blank contains the target analyte at a reportable level.

B Estimated result. Result is less than RL.

Science Applications International Corp

Client Sample ID: SCFmw-002-0009-WS

TCLP Metals

Lot-Sample #...: A9C310174-007 **Matrix.....:** SO
Date Sampled...: 03/27/09 14:57 **Date Received..:** 03/28/09
Leach Date.....: 04/01/09 **Leach Batch #..:** P909113

PARAMETER	RESULT	REPORTING LIMIT	UNITS	METHOD	PREPARATION-ANALYSIS DATE	WORK ORDER #
Prep Batch #...: 9092024						
Arsenic	ND	0.50	mg/L	SW846 6010B	04/02-04/06/09	K9C7W1CH
		Dilution Factor: 1		Analysis Time..: 22:33	Analyst ID.....: 000079	
		Instrument ID..: I5				
Barium	**0.80 B**	**10.0**	**mg/L**	**SW846 6010B**	**04/02-04/06/09**	**K9C7W1CJ**
		Dilution Factor: 1		Analysis Time..: 22:33	Analyst ID.....: 000079	
		Instrument ID..: I5				
Cadmium	ND	0.10	mg/L	SW846 6010B	04/02-04/06/09	K9C7W1CK
		Dilution Factor: 1		Analysis Time..: 22:33	Analyst ID.....: 000079	
		Instrument ID..: I5				
Chromium	**0.0036 B**	**0.50**	**mg/L**	**SW846 6010B**	**04/02-04/06/09**	**K9C7W1CL**
		Dilution Factor: 1		Analysis Time..: 22:33	Analyst ID.....: 000079	
		Instrument ID..: I5				
Lead	**0.029 B**	**0.50**	**mg/L**	**SW846 6010B**	**04/02-04/06/09**	**K9C7W1CM**
		Dilution Factor: 1		Analysis Time..: 22:33	Analyst ID.....: 000079	
		Instrument ID..: I5				
Selenium	**0.0069 B**	**0.25**	**mg/L**	**SW846 6010B**	**04/02-04/06/09**	**K9C7W1CN**
		Dilution Factor: 1		Analysis Time..: 22:33	Analyst ID.....: 000079	
		Instrument ID..: I5				
Silver	ND	0.50	mg/L	SW846 6010B	04/02-04/06/09	K9C7W1CP
		Dilution Factor: 1		Analysis Time..: 22:33	Analyst ID.....: 000079	
		Instrument ID..: I5				
Mercury	ND	0.0020	mg/L	SW846 7470A	04/02-04/03/09	K9C7W1CQ
		Dilution Factor: 1		Analysis Time..: 11:05	Analyst ID.....: 006531	
		Instrument ID..: H1				

NOTE(S):

Analysis performed in accordance with USEPA Toxicity Characteristic Leaching Procedure Method 1311

B Estimated result. Result is less than RL.

Science Applications International Corp

Client Sample ID: SCFmw-003-0010-WS

TOTAL Metals

Lot-Sample #...: A9C310174-008 **Matrix.....:** SO
Date Sampled...: 03/27/09 18:40 **Date Received..:** 03/28/09
% Moisture.....: 15

PARAMETER	RESULT	REPORTING LIMIT	UNITS	METHOD	PREPARATION-ANALYSIS DATE	WORK ORDER #
Prep Batch #...: 9091025						
Silver	ND	0.59	mg/kg	SW846 6010B	04/01-04/06/09	K9C711AU
		Dilution Factor: 1		Analysis Time..: 21:12	Analyst ID.....: 000079	
		Instrument ID..: I5				
Aluminum	**4770**	**11.8**	**mg/kg**	**SW846 6010B**	**04/01-04/06/09**	**K9C711A6**
		Dilution Factor: 1		Analysis Time..: 21:12	Analyst ID.....: 000079	
		Instrument ID..: I5				
Arsenic	**8.5**	**0.59**	**mg/kg**	**SW846 6010B**	**04/01-04/06/09**	**K9C711AV**
		Dilution Factor: 1		Analysis Time..: 21:12	Analyst ID.....: 000079	
		Instrument ID..: I5				
Barium	**20.8 J**	**1.2**	**mg/kg**	**SW846 6010B**	**04/01-04/06/09**	**K9C711A7**
		Dilution Factor: 1		Analysis Time..: 21:12	Analyst ID.....: 000079	
		Instrument ID..: I5				
Beryllium	**0.33**	**0.12**	**mg/kg**	**SW846 6010B**	**04/01-04/06/09**	**K9C711A8**
		Dilution Factor: 1		Analysis Time..: 21:12	Analyst ID.....: 000079	
		Instrument ID..: I5				
Calcium	**1440 J**	**118**	**mg/kg**	**SW846 6010B**	**04/01-04/06/09**	**K9C711A9**
		Dilution Factor: 1		Analysis Time..: 21:12	Analyst ID.....: 000079	
		Instrument ID..: I5				
Cadmium	ND	0.12	mg/kg	SW846 6010B	04/01-04/06/09	K9C711AW
		Dilution Factor: 1		Analysis Time..: 21:12	Analyst ID.....: 000079	
		Instrument ID..: I5				
Cobalt	**6.0**	**0.59**	**mg/kg**	**SW846 6010B**	**04/01-04/06/09**	**K9C711AX**
		Dilution Factor: 1		Analysis Time..: 21:12	Analyst ID.....: 000079	
		Instrument ID..: I5				
Chromium	**10.3**	**0.59**	**mg/kg**	**SW846 6010B**	**04/01-04/06/09**	**K9C711A0**
		Dilution Factor: 1		Analysis Time..: 21:12	Analyst ID.....: 000079	
		Instrument ID..: I5				
Copper	**9.2**	**2.4**	**mg/kg**	**SW846 6010B**	**04/01-04/06/09**	**K9C711AA**
		Dilution Factor: 1		Analysis Time..: 21:12	Analyst ID.....: 000079	
		Instrument ID..: I5				

(Continued on next page)

Science Applications International Corp

Client Sample ID: SCFmw-003-0010-WS

TOTAL Metals

Lot-Sample #...: A9C310174-008 **Matrix.....:** SO

PARAMETER	RESULT	REPORTING LIMIT	UNITS	METHOD	PREPARATION-ANALYSIS DATE	WORK ORDER #
Iron	**14100**	**23.6**	**mg/kg**	**SW846 6010B**	**04/01-04/06/09**	**K9C711AC**
		Dilution Factor: 1		Analysis Time..: 21:12	Analyst ID.....: 000079	
		Instrument ID..: I5				
Potassium	**647 J**	**591**	**mg/kg**	**SW846 6010B**	**04/01-04/06/09**	**K9C711AD**
		Dilution Factor: 1		Analysis Time..: 21:12	Analyst ID.....: 000079	
		Instrument ID..: I5				
Magnesium	**1640**	**11.8**	**mg/kg**	**SW846 6010B**	**04/01-04/06/09**	**K9C711AE**
		Dilution Factor: 1		Analysis Time..: 21:12	Analyst ID.....: 000079	
		Instrument ID..: I5				
Manganese	**345 J**	**1.2**	**mg/kg**	**SW846 6010B**	**04/01-04/06/09**	**K9C711AF**
		Dilution Factor: 1		Analysis Time..: 21:12	Analyst ID.....: 000079	
		Instrument ID..: I5				
Sodium	ND	118	mg/kg	SW846 6010B	04/01-04/06/09	K9C711AG
		Dilution Factor: 1		Analysis Time..: 21:12	Analyst ID.....: 000079	
		Instrument ID..: I5				
Nickel	**13.8**	**1.2**	**mg/kg**	**SW846 6010B**	**04/01-04/06/09**	**K9C711AH**
		Dilution Factor: 1		Analysis Time..: 21:12	Analyst ID.....: 000079	
		Instrument ID..: I5				
Lead	**7.7**	**0.35**	**mg/kg**	**SW846 6010B**	**04/01-04/06/09**	**K9C711A1**
		Dilution Factor: 1		Analysis Time..: 21:12	Analyst ID.....: 000079	
		Instrument ID..: I5				
Antimony	ND	0.59	mg/kg	SW846 6010B	04/01-04/06/09	K9C711A2
		Dilution Factor: 1		Analysis Time..: 21:12	Analyst ID.....: 000079	
		Instrument ID..: I5				
Selenium	**0.70**	**0.59**	**mg/kg**	**SW846 6010B**	**04/01-04/06/09**	**K9C711A3**
		Dilution Factor: 1		Analysis Time..: 21:12	Analyst ID.....: 000079	
		Instrument ID..: I5				
Thallium	**0.078 B**	**0.12**	**mg/kg**	**SW846 6020**	**04/01-04/06/09**	**K9C711A5**
		Dilution Factor: 1		Analysis Time..: 18:37	Analyst ID.....: 002260	
		Instrument ID..: I8				

(Continued on next page)

Science Applications International Corp

Client Sample ID: SCFmw-003-0010-WS

TOTAL Metals

Lot-Sample #...: A9C310174-008 **Matrix.....:** SO

PARAMETER	RESULT	REPORTING LIMIT	UNITS	METHOD	PREPARATION-ANALYSIS DATE	WORK ORDER #
Vanadium	**8.5**	**1.2**	**mg/kg**	**SW846 6010B**	**04/01-04/06/09**	**K9C711A4**
		Dilution Factor: 1		Analysis Time..: 21:12	Analyst ID.....: 000079	
		Instrument ID..: I5				
Zinc	**32.9**	**4.7**	**mg/kg**	**SW846 6010B**	**04/01-04/06/09**	**K9C711AJ**
		Dilution Factor: 1		Analysis Time..: 21:12	Analyst ID.....: 000079	
		Instrument ID..: I5				
Prep Batch #...: 9093085						
Mercury	**0.060 B**	**0.12**	**mg/kg**	**SW846 7471A**	**04/03-04/06/09**	**K9C712AK**
		Dilution Factor: 1		Analysis Time..: 14:43	Analyst ID.....: 006531	
		Instrument ID..: H1				

NOTE(S):

Results and reporting limits have been adjusted for dry weight.

J Method blank contamination. The associated method blank contains the target analyte at a reportable level.

B Estimated result. Result is less than RL.

Science Applications International Corp

Client Sample ID: SCFmw-003-0010-WS

TCLP Metals

Lot-Sample #...: A9C310174-008 **Matrix.....:** SO
Date Sampled...: 03/27/09 18:40 **Date Received..:** 03/28/09
Leach Date.....: 04/01/09 **Leach Batch #..:** P909113

PARAMETER	RESULT	REPORTING LIMIT	UNITS	METHOD	PREPARATION-ANALYSIS DATE	WORK ORDER #
Prep Batch #...: 9092024						
Arsenic	ND	0.50	mg/L	SW846 6010B	04/02-04/06/09	K9C711CH
		Dilution Factor: 1		Analysis Time..: 22:38	Analyst ID.....: 000079	
		Instrument ID..: I5				
Barium	**0.11 B**	**10.0**	**mg/L**	**SW846 6010B**	**04/02-04/06/09**	**K9C711CJ**
		Dilution Factor: 1		Analysis Time..: 22:38	Analyst ID.....: 000079	
		Instrument ID..: I5				
Cadmium	ND	0.10	mg/L	SW846 6010B	04/02-04/06/09	K9C711CK
		Dilution Factor: 1		Analysis Time..: 22:38	Analyst ID.....: 000079	
		Instrument ID..: I5				
Chromium	**0.0045 B**	**0.50**	**mg/L**	**SW846 6010B**	**04/02-04/06/09**	**K9C711CL**
		Dilution Factor: 1		Analysis Time..: 22:38	Analyst ID.....: 000079	
		Instrument ID..: I5				
Lead	**0.0031 B**	**0.50**	**mg/L**	**SW846 6010B**	**04/02-04/06/09**	**K9C711CM**
		Dilution Factor: 1		Analysis Time..: 22:38	Analyst ID.....: 000079	
		Instrument ID..: I5				
Selenium	**0.0049 B**	**0.25**	**mg/L**	**SW846 6010B**	**04/02-04/06/09**	**K9C711CN**
		Dilution Factor: 1		Analysis Time..: 22:38	Analyst ID.....: 000079	
		Instrument ID..: I5				
Silver	ND	0.50	mg/L	SW846 6010B	04/02-04/06/09	K9C711CP
		Dilution Factor: 1		Analysis Time..: 22:38	Analyst ID.....: 000079	
		Instrument ID..: I5				
Mercury	ND	0.0020	mg/L	SW846 7470A	04/02-04/03/09	K9C711CQ
		Dilution Factor: 1		Analysis Time..: 10:58	Analyst ID.....: 006531	
		Instrument ID..: H1				

NOTE(S):

Analysis performed in accordance with USEPA Toxicity Characteristic Leaching Procedure Method 1311

B Estimated result. Result is less than RL.

Science Applications International Corp

Client Sample ID: SCFmw-004-0011-WS

TOTAL Metals

Lot-Sample #...: A9C310174-009 **Matrix.....:** SO
Date Sampled...: 03/27/09 17:45 **Date Received..:** 03/28/09
% Moisture.....: 26

PARAMETER	RESULT	REPORTING LIMIT	UNITS	METHOD	PREPARATION-ANALYSIS DATE	WORK ORDER #
Prep Batch #...: 9091025						
Silver	ND	0.68	mg/kg	SW846 6010B	04/01-04/06/09	K9C721AU
		Dilution Factor: 1		Analysis Time..: 21:29	Analyst ID.....: 000079	
		Instrument ID..: I5				
Aluminum	**9340**	**13.6**	**mg/kg**	**SW846 6010B**	**04/01-04/06/09**	**K9C721A6**
		Dilution Factor: 1		Analysis Time..: 21:29	Analyst ID.....: 000079	
		Instrument ID..: I5				
Arsenic	**13.6**	**0.68**	**mg/kg**	**SW846 6010B**	**04/01-04/06/09**	**K9C721AV**
		Dilution Factor: 1		Analysis Time..: 21:29	Analyst ID.....: 000079	
		Instrument ID..: I5				
Barium	**44.4 J**	**1.4**	**mg/kg**	**SW846 6010B**	**04/01-04/06/09**	**K9C721A7**
		Dilution Factor: 1		Analysis Time..: 21:29	Analyst ID.....: 000079	
		Instrument ID..: I5				
Beryllium	**0.54**	**0.14**	**mg/kg**	**SW846 6010B**	**04/01-04/06/09**	**K9C721A8**
		Dilution Factor: 1		Analysis Time..: 21:29	Analyst ID.....: 000079	
		Instrument ID..: I5				
Calcium	**3320 J**	**136**	**mg/kg**	**SW846 6010B**	**04/01-04/06/09**	**K9C721A9**
		Dilution Factor: 1		Analysis Time..: 21:29	Analyst ID.....: 000079	
		Instrument ID..: I5				
Cadmium	ND	0.14	mg/kg	SW846 6010B	04/01-04/06/09	K9C721AW
		Dilution Factor: 1		Analysis Time..: 21:29	Analyst ID.....: 000079	
		Instrument ID..: I5				
Cobalt	**12.0**	**0.68**	**mg/kg**	**SW846 6010B**	**04/01-04/06/09**	**K9C721AX**
		Dilution Factor: 1		Analysis Time..: 21:29	Analyst ID.....: 000079	
		Instrument ID..: I5				
Chromium	**33.6**	**0.68**	**mg/kg**	**SW846 6010B**	**04/01-04/06/09**	**K9C721A0**
		Dilution Factor: 1		Analysis Time..: 21:29	Analyst ID.....: 000079	
		Instrument ID..: I5				
Copper	**18.2**	**2.7**	**mg/kg**	**SW846 6010B**	**04/01-04/06/09**	**K9C721AA**
		Dilution Factor: 1		Analysis Time..: 21:29	Analyst ID.....: 000079	
		Instrument ID..: I5				

(Continued on next page)

Science Applications International Corp

Client Sample ID: SCFmw-004-0011-WS

TOTAL Metals

Lot-Sample #...: A9C310174-009 **Matrix.....:** SO

PARAMETER	RESULT	REPORTING LIMIT	UNITS	METHOD	PREPARATION-ANALYSIS DATE	WORK ORDER #
Iron	**25100**	**27.1**	**mg/kg**	**SW846 6010B**	**04/01-04/07/09**	**K9C721AC**
		Dilution Factor: 1		Analysis Time..: 07:53	Analyst ID.....: 000079	
		Instrument ID..: I5				
Potassium	**1050 J**	**678**	**mg/kg**	**SW846 6010B**	**04/01-04/06/09**	**K9C721AD**
		Dilution Factor: 1		Analysis Time..: 21:29	Analyst ID.....: 000079	
		Instrument ID..: I5				
Magnesium	**4160**	**13.6**	**mg/kg**	**SW846 6010B**	**04/01-04/06/09**	**K9C721AE**
		Dilution Factor: 1		Analysis Time..: 21:29	Analyst ID.....: 000079	
		Instrument ID..: I5				
Manganese	**419 J**	**1.4**	**mg/kg**	**SW846 6010B**	**04/01-04/06/09**	**K9C721AF**
		Dilution Factor: 1		Analysis Time..: 21:29	Analyst ID.....: 000079	
		Instrument ID..: I5				
Sodium	ND	136	mg/kg	SW846 6010B	04/01-04/06/09	K9C721AG
		Dilution Factor: 1		Analysis Time..: 21:29	Analyst ID.....: 000079	
		Instrument ID..: I5				
Nickel	**30.4**	**1.4**	**mg/kg**	**SW846 6010B**	**04/01-04/06/09**	**K9C721AH**
		Dilution Factor: 1		Analysis Time..: 21:29	Analyst ID.....: 000079	
		Instrument ID..: I5				
Lead	**10.9**	**0.41**	**mg/kg**	**SW846 6010B**	**04/01-04/06/09**	**K9C721A1**
		Dilution Factor: 1		Analysis Time..: 21:29	Analyst ID.....: 000079	
		Instrument ID..: I5				
Antimony	ND	0.68	mg/kg	SW846 6010B	04/01-04/06/09	K9C721A2
		Dilution Factor: 1		Analysis Time..: 21:29	Analyst ID.....: 000079	
		Instrument ID..: I5				
Selenium	ND	0.68	mg/kg	SW846 6010B	04/01-04/06/09	K9C721A3
		Dilution Factor: 1		Analysis Time..: 21:29	Analyst ID.....: 000079	
		Instrument ID..: I5				
Thallium	**0.16**	**0.14**	**mg/kg**	**SW846 6020**	**04/01-04/06/09**	**K9C721A5**
		Dilution Factor: 1		Analysis Time..: 18:41	Analyst ID.....: 002260	
		Instrument ID..: I8				

(Continued on next page)

Science Applications International Corp

Client Sample ID: SCFmw-004-0011-WS

TOTAL Metals

Lot-Sample #...: A9C310174-009 **Matrix.....:** SO

PARAMETER	RESULT	REPORTING LIMIT	UNITS	METHOD	PREPARATION-ANALYSIS DATE	WORK ORDER #
Vanadium	**14.6**	**1.4**	**mg/kg**	**SW846 6010B**	**04/01-04/06/09**	**K9C721A4**
		Dilution Factor: 1		Analysis Time..: 21:29	Analyst ID.....: 000079	
		Instrument ID..: I5				
Zinc	**54.2**	**5.4**	**mg/kg**	**SW846 6010B**	**04/01-04/06/09**	**K9C721AJ**
		Dilution Factor: 1		Analysis Time..: 21:29	Analyst ID.....: 000079	
		Instrument ID..: I5				
Prep Batch #...: 9093085						
Mercury	**0.020 B**	**0.14**	**mg/kg**	**SW846 7471A**	**04/03-04/06/09**	**K9C722AK**
		Dilution Factor: 1		Analysis Time..: 14:40	Analyst ID.....: 006531	
		Instrument ID..: H1				

NOTE(S):

Results and reporting limits have been adjusted for dry weight.

J Method blank contamination. The associated method blank contains the target analyte at a reportable level.

B Estimated result. Result is less than RL.

Science Applications International Corp

Client Sample ID: SCFmw-004-0011-WS

TCLP Metals

Lot-Sample #...: A9C310174-009 **Matrix.....:** SO
Date Sampled...: 03/27/09 17:45 **Date Received..:** 03/28/09
Leach Date.....: 04/01/09 **Leach Batch #..:** P909113

PARAMETER	RESULT	REPORTING LIMIT	UNITS	METHOD	PREPARATION-ANALYSIS DATE	WORK ORDER #
Prep Batch #...: 9092024						
Arsenic	ND	0.50	mg/L	SW846 6010B	04/02-04/06/09	K9C721CH
		Dilution Factor: 1		Analysis Time..: 22:42	Analyst ID.....: 000079	
		Instrument ID..: I5				
Barium	**0.21 B**	**10.0**	**mg/L**	**SW846 6010B**	**04/02-04/06/09**	**K9C721CJ**
		Dilution Factor: 1		Analysis Time..: 22:42	Analyst ID.....: 000079	
		Instrument ID..: I5				
Cadmium	ND	0.10	mg/L	SW846 6010B	04/02-04/06/09	K9C721CK
		Dilution Factor: 1		Analysis Time..: 22:42	Analyst ID.....: 000079	
		Instrument ID..: I5				
Chromium	**0.0043 B**	**0.50**	**mg/L**	**SW846 6010B**	**04/02-04/06/09**	**K9C721CL**
		Dilution Factor: 1		Analysis Time..: 22:42	Analyst ID.....: 000079	
		Instrument ID..: I5				
Lead	**0.0053 B**	**0.50**	**mg/L**	**SW846 6010B**	**04/02-04/06/09**	**K9C721CM**
		Dilution Factor: 1		Analysis Time..: 22:42	Analyst ID.....: 000079	
		Instrument ID..: I5				
Selenium	**0.0066 B**	**0.25**	**mg/L**	**SW846 6010B**	**04/02-04/06/09**	**K9C721CN**
		Dilution Factor: 1		Analysis Time..: 22:42	Analyst ID.....: 000079	
		Instrument ID..: I5				
Silver	ND	0.50	mg/L	SW846 6010B	04/02-04/06/09	K9C721CP
		Dilution Factor: 1		Analysis Time..: 22:42	Analyst ID.....: 000079	
		Instrument ID..: I5				
Mercury	ND	0.0020	mg/L	SW846 7470A	04/02-04/03/09	K9C721CQ
		Dilution Factor: 1		Analysis Time..: 11:03	Analyst ID.....: 006531	
		Instrument ID..: H1				

NOTE(S):

Analysis performed in accordance with USEPA Toxicity Characteristic Leaching Procedure Method 1311

B Estimated result. Result is less than RL.

Science Applications International Corp

Client Sample ID: SCFmw-004-0012-WS

TOTAL Metals

Lot-Sample #...: A9C310174-010 **Matrix.....:** SO
Date Sampled...: 03/27/09 18:13 **Date Received..:** 03/28/09
% Moisture.....: 27

PARAMETER	RESULT	REPORTING LIMIT	UNITS	METHOD	PREPARATION-ANALYSIS DATE	WORK ORDER #
Prep Batch #...: 9091025						
Silver	ND	0.68	mg/kg	SW846 6010B	04/01-04/06/09	K9C731A6
		Dilution Factor: 1		Analysis Time..: 21:33	Analyst ID.....: 000079	
		Instrument ID..: I5				
Aluminum	**5970**	**13.7**	**mg/kg**	**SW846 6010B**	**04/01-04/06/09**	**K9C731AH**
		Dilution Factor: 1		Analysis Time..: 21:33	Analyst ID.....: 000079	
		Instrument ID..: I5				
Arsenic	**13.4**	**0.68**	**mg/kg**	**SW846 6010B**	**04/01-04/06/09**	**K9C731A7**
		Dilution Factor: 1		Analysis Time..: 21:33	Analyst ID.....: 000079	
		Instrument ID..: I5				
Barium	**21.9 J**	**1.4**	**mg/kg**	**SW846 6010B**	**04/01-04/06/09**	**K9C731AJ**
		Dilution Factor: 1		Analysis Time..: 21:33	Analyst ID.....: 000079	
		Instrument ID..: I5				
Beryllium	**0.34**	**0.14**	**mg/kg**	**SW846 6010B**	**04/01-04/06/09**	**K9C731AK**
		Dilution Factor: 1		Analysis Time..: 21:33	Analyst ID.....: 000079	
		Instrument ID..: I5				
Calcium	**7460 J**	**137**	**mg/kg**	**SW846 6010B**	**04/01-04/06/09**	**K9C731AL**
		Dilution Factor: 1		Analysis Time..: 21:33	Analyst ID.....: 000079	
		Instrument ID..: I5				
Cadmium	ND	0.14	mg/kg	SW846 6010B	04/01-04/06/09	K9C731A8
		Dilution Factor: 1		Analysis Time..: 21:33	Analyst ID.....: 000079	
		Instrument ID..: I5				
Cobalt	**7.4**	**0.68**	**mg/kg**	**SW846 6010B**	**04/01-04/06/09**	**K9C731A9**
		Dilution Factor: 1		Analysis Time..: 21:33	Analyst ID.....: 000079	
		Instrument ID..: I5				
Chromium	**11.7**	**0.68**	**mg/kg**	**SW846 6010B**	**04/01-04/06/09**	**K9C731AA**
		Dilution Factor: 1		Analysis Time..: 21:33	Analyst ID.....: 000079	
		Instrument ID..: I5				
Copper	**15.6**	**2.7**	**mg/kg**	**SW846 6010B**	**04/01-04/06/09**	**K9C731AM**
		Dilution Factor: 1		Analysis Time..: 21:33	Analyst ID.....: 000079	
		Instrument ID..: I5				

(Continued on next page)

Science Applications International Corp

Client Sample ID: SCFmw-004-0012-WS

TOTAL Metals

Lot-Sample #...: A9C310174-010 **Matrix.....:** SO

PARAMETER	RESULT	REPORTING LIMIT	UNITS	METHOD	PREPARATION-ANALYSIS DATE	WORK ORDER #
Iron	**19900**	**27.3**	**mg/kg**	**SW846 6010B**	**04/01-04/07/09**	**K9C731AN**
		Dilution Factor: 1		Analysis Time..: 07:57	Analyst ID.....: 000079	
		Instrument ID..: I5				
Potassium	**926 J**	**683**	**mg/kg**	**SW846 6010B**	**04/01-04/06/09**	**K9C731AP**
		Dilution Factor: 1		Analysis Time..: 21:33	Analyst ID.....: 000079	
		Instrument ID..: I5				
Magnesium	**4690**	**13.7**	**mg/kg**	**SW846 6010B**	**04/01-04/06/09**	**K9C731AQ**
		Dilution Factor: 1		Analysis Time..: 21:33	Analyst ID.....: 000079	
		Instrument ID..: I5				
Manganese	**295 J**	**1.4**	**mg/kg**	**SW846 6010B**	**04/01-04/06/09**	**K9C731AR**
		Dilution Factor: 1		Analysis Time..: 21:33	Analyst ID.....: 000079	
		Instrument ID..: I5				
Sodium	ND	137	mg/kg	SW846 6010B	04/01-04/06/09	K9C731AT
		Dilution Factor: 1		Analysis Time..: 21:33	Analyst ID.....: 000079	
		Instrument ID..: I5				
Nickel	**18.4**	**1.4**	**mg/kg**	**SW846 6010B**	**04/01-04/06/09**	**K9C731AU**
		Dilution Factor: 1		Analysis Time..: 21:33	Analyst ID.....: 000079	
		Instrument ID..: I5				
Lead	**8.0**	**0.41**	**mg/kg**	**SW846 6010B**	**04/01-04/06/09**	**K9C731AC**
		Dilution Factor: 1		Analysis Time..: 21:33	Analyst ID.....: 000079	
		Instrument ID..: I5				
Antimony	ND	0.68	mg/kg	SW846 6010B	04/01-04/06/09	K9C731AD
		Dilution Factor: 1		Analysis Time..: 21:33	Analyst ID.....: 000079	
		Instrument ID..: I5				
Selenium	ND	0.68	mg/kg	SW846 6010B	04/01-04/06/09	K9C731AE
		Dilution Factor: 1		Analysis Time..: 21:33	Analyst ID.....: 000079	
		Instrument ID..: I5				
Thallium	**0.11 B**	**0.14**	**mg/kg**	**SW846 6020**	**04/01-04/06/09**	**K9C731AG**
		Dilution Factor: 1		Analysis Time..: 18:45	Analyst ID.....: 002260	
		Instrument ID..: I8				

(Continued on next page)

Science Applications International Corp

Client Sample ID: SCFmw-004-0012-WS

TOTAL Metals

Lot-Sample #...: A9C310174-010 **Matrix.....:** SO

PARAMETER	RESULT	REPORTING LIMIT	UNITS	METHOD	PREPARATION-ANALYSIS DATE	WORK ORDER #
Vanadium	**9.5**	**1.4**	**mg/kg**	**SW846 6010B**	**04/01-04/06/09**	**K9C731AF**
		Dilution Factor: 1		Analysis Time..: 21:33	Analyst ID.....: 000079	
		Instrument ID..: I5				
Zinc	**45.9**	**5.5**	**mg/kg**	**SW846 6010B**	**04/01-04/06/09**	**K9C731AV**
		Dilution Factor: 1		Analysis Time..: 21:33	Analyst ID.....: 000079	
		Instrument ID..: I5				
Prep Batch #...: 9093085						
Mercury	ND	0.14	mg/kg	SW846 7471A	04/03-04/06/09	K9C732AW
		Dilution Factor: 1		Analysis Time..: 14:39	Analyst ID.....: 006531	
		Instrument ID..: H1				

NOTE(S):

Results and reporting limits have been adjusted for dry weight.

J Method blank contamination. The associated method blank contains the target analyte at a reportable level.

B Estimated result. Result is less than RL.

Science Applications International Corp

Client Sample ID: SCFmw-004-0012-WS

TCLP Metals

Lot-Sample #...: A9C310174-010 **Matrix.....:** SO
Date Sampled...: 03/27/09 18:13 **Date Received..:** 03/28/09
Leach Date.....: 04/01/09 **Leach Batch #..:** P909113

PARAMETER	RESULT	REPORTING LIMIT	UNITS	METHOD	PREPARATION-ANALYSIS DATE	WORK ORDER #
Prep Batch #...: 9092024						
Arsenic	ND	0.50	mg/L	SW846 6010B	04/02-04/06/09	K9C731CH
		Dilution Factor: 1		Analysis Time..: 22:47	Analyst ID.....: 000079	
		Instrument ID..: I5				
Barium	**0.35 B**	**10.0**	**mg/L**	**SW846 6010B**	**04/02-04/06/09**	**K9C731CJ**
		Dilution Factor: 1		Analysis Time..: 22:47	Analyst ID.....: 000079	
		Instrument ID..: I5				
Cadmium	ND	0.10	mg/L	SW846 6010B	04/02-04/06/09	K9C731CK
		Dilution Factor: 1		Analysis Time..: 22:47	Analyst ID.....: 000079	
		Instrument ID..: I5				
Chromium	**0.0056 B**	**0.50**	**mg/L**	**SW846 6010B**	**04/02-04/06/09**	**K9C731CL**
		Dilution Factor: 1		Analysis Time..: 22:47	Analyst ID.....: 000079	
		Instrument ID..: I5				
Lead	**0.014 B**	**0.50**	**mg/L**	**SW846 6010B**	**04/02-04/06/09**	**K9C731CM**
		Dilution Factor: 1		Analysis Time..: 22:47	Analyst ID.....: 000079	
		Instrument ID..: I5				
Selenium	**0.0048 B**	**0.25**	**mg/L**	**SW846 6010B**	**04/02-04/06/09**	**K9C731CN**
		Dilution Factor: 1		Analysis Time..: 22:47	Analyst ID.....: 000079	
		Instrument ID..: I5				
Silver	ND	0.50	mg/L	SW846 6010B	04/02-04/06/09	K9C731CP
		Dilution Factor: 1		Analysis Time..: 22:47	Analyst ID.....: 000079	
		Instrument ID..: I5				
Mercury	ND	0.0020	mg/L	SW846 7470A	04/02-04/03/09	K9C731CQ
		Dilution Factor: 1		Analysis Time..: 10:59	Analyst ID.....: 006531	
		Instrument ID..: H1				

NOTE(S):

Analysis performed in accordance with USEPA Toxicity Characteristic Leaching Procedure Method 1311

B Estimated result. Result is less than RL.

Science Applications International Corp

Client Sample ID: SCFmw-005-0013-WS

TOTAL Metals

Lot-Sample #...: A9C310174-011 **Matrix.....:** SO
Date Sampled...: 03/27/09 17:05 **Date Received..:** 03/28/09
% Moisture.....: 17

PARAMETER	RESULT	REPORTING LIMIT	UNITS	METHOD	PREPARATION-ANALYSIS DATE	WORK ORDER #
Prep Batch #...: 9091025						
Silver	ND	0.60	mg/kg	SW846 6010B	04/01-04/06/09	K9C761A6
		Dilution Factor: 1		Analysis Time..: 21:38	Analyst ID.....: 000079	
		Instrument ID..: I5				
Aluminum	**982**	**12.0**	**mg/kg**	**SW846 6010B**	**04/01-04/06/09**	**K9C761AH**
		Dilution Factor: 1		Analysis Time..: 21:38	Analyst ID.....: 000079	
		Instrument ID..: I5				
Arsenic	**4.3**	**0.60**	**mg/kg**	**SW846 6010B**	**04/01-04/06/09**	**K9C761A7**
		Dilution Factor: 1		Analysis Time..: 21:38	Analyst ID.....: 000079	
		Instrument ID..: I5				
Barium	**9.1 J**	**1.2**	**mg/kg**	**SW846 6010B**	**04/01-04/06/09**	**K9C761AJ**
		Dilution Factor: 1		Analysis Time..: 21:38	Analyst ID.....: 000079	
		Instrument ID..: I5				
Beryllium	**0.16**	**0.12**	**mg/kg**	**SW846 6010B**	**04/01-04/06/09**	**K9C761AK**
		Dilution Factor: 1		Analysis Time..: 21:38	Analyst ID.....: 000079	
		Instrument ID..: I5				
Calcium	**1160 J**	**120**	**mg/kg**	**SW846 6010B**	**04/01-04/06/09**	**K9C761AL**
		Dilution Factor: 1		Analysis Time..: 21:38	Analyst ID.....: 000079	
		Instrument ID..: I5				
Cadmium	ND	0.12	mg/kg	SW846 6010B	04/01-04/06/09	K9C761A8
		Dilution Factor: 1		Analysis Time..: 21:38	Analyst ID.....: 000079	
		Instrument ID..: I5				
Cobalt	**1.7**	**0.60**	**mg/kg**	**SW846 6010B**	**04/01-04/06/09**	**K9C761A9**
		Dilution Factor: 1		Analysis Time..: 21:38	Analyst ID.....: 000079	
		Instrument ID..: I5				
Chromium	**2.7**	**0.60**	**mg/kg**	**SW846 6010B**	**04/01-04/06/09**	**K9C761AA**
		Dilution Factor: 1		Analysis Time..: 21:38	Analyst ID.....: 000079	
		Instrument ID..: I5				
Copper	**2.0 B**	**2.4**	**mg/kg**	**SW846 6010B**	**04/01-04/06/09**	**K9C761AM**
		Dilution Factor: 1		Analysis Time..: 21:38	Analyst ID.....: 000079	
		Instrument ID..: I5				

(Continued on next page)

Science Applications International Corp

Client Sample ID: SCFmw-005-0013-WS

TOTAL Metals

Lot-Sample #...: A9C310174-011 **Matrix.....:** SO

PARAMETER	RESULT	REPORTING LIMIT	UNITS	METHOD	PREPARATION-ANALYSIS DATE	WORK ORDER #
Iron	**4580**	**24.0**	**mg/kg**	**SW846 6010B**	**04/01-04/07/09**	**K9C761AN**
		Dilution Factor: 1		Analysis Time..: 08:03	Analyst ID.....: 000079	
		Instrument ID..: I5				
Potassium	**214 B,J**	**601**	**mg/kg**	**SW846 6010B**	**04/01-04/06/09**	**K9C761AP**
		Dilution Factor: 1		Analysis Time..: 21:38	Analyst ID.....: 000079	
		Instrument ID..: I5				
Magnesium	**535**	**12.0**	**mg/kg**	**SW846 6010B**	**04/01-04/06/09**	**K9C761AQ**
		Dilution Factor: 1		Analysis Time..: 21:38	Analyst ID.....: 000079	
		Instrument ID..: I5				
Manganese	**120 J**	**1.2**	**mg/kg**	**SW846 6010B**	**04/01-04/06/09**	**K9C761AR**
		Dilution Factor: 1		Analysis Time..: 21:38	Analyst ID.....: 000079	
		Instrument ID..: I5				
Sodium	ND	120	mg/kg	SW846 6010B	04/01-04/06/09	K9C761AT
		Dilution Factor: 1		Analysis Time..: 21:38	Analyst ID.....: 000079	
		Instrument ID..: I5				
Nickel	**5.4**	**1.2**	**mg/kg**	**SW846 6010B**	**04/01-04/06/09**	**K9C761AU**
		Dilution Factor: 1		Analysis Time..: 21:38	Analyst ID.....: 000079	
		Instrument ID..: I5				
Lead	**3.1**	**0.36**	**mg/kg**	**SW846 6010B**	**04/01-04/06/09**	**K9C761AC**
		Dilution Factor: 1		Analysis Time..: 21:38	Analyst ID.....: 000079	
		Instrument ID..: I5				
Antimony	ND	0.60	mg/kg	SW846 6010B	04/01-04/06/09	K9C761AD
		Dilution Factor: 1		Analysis Time..: 21:38	Analyst ID.....: 000079	
		Instrument ID..: I5				
Selenium	ND	0.60	mg/kg	SW846 6010B	04/01-04/06/09	K9C761AE
		Dilution Factor: 1		Analysis Time..: 21:38	Analyst ID.....: 000079	
		Instrument ID..: I5				
Thallium	**0.024 B**	**0.12**	**mg/kg**	**SW846 6020**	**04/01-04/06/09**	**K9C761AG**
		Dilution Factor: 1		Analysis Time..: 18:49	Analyst ID.....: 002260	
		Instrument ID..: I8				

(Continued on next page)

Science Applications International Corp

Client Sample ID: SCFmw-005-0013-WS

TOTAL Metals

Lot-Sample #...: A9C310174-011 **Matrix.....:** SO

PARAMETER	RESULT	REPORTING LIMIT	UNITS	METHOD	PREPARATION-ANALYSIS DATE	WORK ORDER #
Vanadium	**2.9**	**1.2**	**mg/kg**	**SW846 6010B**	**04/01-04/06/09**	**K9C761AF**
		Dilution Factor: 1		Analysis Time..: 21:38	Analyst ID.....: 000079	
		Instrument ID..: I5				
Zinc	**39.8**	**4.8**	**mg/kg**	**SW846 6010B**	**04/01-04/06/09**	**K9C761AV**
		Dilution Factor: 1		Analysis Time..: 21:38	Analyst ID.....: 000079	
		Instrument ID..: I5				
Prep Batch #...: 9093085						
Mercury	ND	0.12	mg/kg	SW846 7471A	04/03-04/06/09	K9C762AW
		Dilution Factor: 1		Analysis Time..: 14:47	Analyst ID.....: 006531	
		Instrument ID..: H1				

NOTE(S):

Results and reporting limits have been adjusted for dry weight.

J Method blank contamination. The associated method blank contains the target analyte at a reportable level.

B Estimated result. Result is less than RL.

Science Applications International Corp

Client Sample ID: SCFmw-005-0013-WS

TCLP Metals

Lot-Sample #...: A9C310174-011 **Matrix.....:** SO
Date Sampled...: 03/27/09 17:05 **Date Received..:** 03/28/09
Leach Date.....: 04/01/09 **Leach Batch #..:** P909113

PARAMETER	RESULT	REPORTING LIMIT	UNITS	METHOD	PREPARATION-ANALYSIS DATE	WORK ORDER #
Prep Batch #...: 9092024						
Arsenic	ND	0.50	mg/L	SW846 6010B	04/02-04/06/09	K9C761CH
		Dilution Factor: 1		Analysis Time..: 22:51	Analyst ID.....: 000079	
		Instrument ID..: I5				
Barium	**0.24 B**	**10.0**	**mg/L**	**SW846 6010B**	**04/02-04/06/09**	**K9C761CJ**
		Dilution Factor: 1		Analysis Time..: 22:51	Analyst ID.....: 000079	
		Instrument ID..: I5				
Cadmium	ND	0.10	mg/L	SW846 6010B	04/02-04/06/09	K9C761CK
		Dilution Factor: 1		Analysis Time..: 22:51	Analyst ID.....: 000079	
		Instrument ID..: I5				
Chromium	ND	0.50	mg/L	SW846 6010B	04/02-04/06/09	K9C761CL
		Dilution Factor: 1		Analysis Time..: 22:51	Analyst ID.....: 000079	
		Instrument ID..: I5				
Lead	**0.0051 B**	**0.50**	**mg/L**	**SW846 6010B**	**04/02-04/06/09**	**K9C761CM**
		Dilution Factor: 1		Analysis Time..: 22:51	Analyst ID.....: 000079	
		Instrument ID..: I5				
Selenium	ND	0.25	mg/L	SW846 6010B	04/02-04/06/09	K9C761CN
		Dilution Factor: 1		Analysis Time..: 22:51	Analyst ID.....: 000079	
		Instrument ID..: I5				
Silver	ND	0.50	mg/L	SW846 6010B	04/02-04/06/09	K9C761CP
		Dilution Factor: 1		Analysis Time..: 22:51	Analyst ID.....: 000079	
		Instrument ID..: I5				
Mercury	ND	0.0020	mg/L	SW846 7470A	04/02-04/03/09	K9C761CQ
		Dilution Factor: 1		Analysis Time..: 10:57	Analyst ID.....: 006531	
		Instrument ID..: H1				

NOTE(S):

Analysis performed in accordance with USEPA Toxicity Characteristic Leaching Procedure Method 1311

B Estimated result. Result is less than RL.

Science Applications International Corp

Client Sample ID: SCFmw-006-0014-WS

TOTAL Metals

Lot-Sample #...: A9C310174-012 **Matrix.....:** SO
Date Sampled...: 03/27/09 16:00 **Date Received..:** 03/28/09
% Moisture.....: 19

PARAMETER	RESULT	REPORTING LIMIT	UNITS	METHOD	PREPARATION-ANALYSIS DATE	WORK ORDER #
Prep Batch #...: 9091025						
Silver	ND	0.62	mg/kg	SW846 6010B	04/01-04/06/09	K9C771A6
		Dilution Factor: 1		Analysis Time..: 21:42	Analyst ID.....: 000079	
		Instrument ID..: I5				
Aluminum	**5790**	**12.4**	**mg/kg**	**SW846 6010B**	**04/01-04/06/09**	**K9C771AH**
		Dilution Factor: 1		Analysis Time..: 21:42	Analyst ID.....: 000079	
		Instrument ID..: I5				
Arsenic	**13.3**	**0.62**	**mg/kg**	**SW846 6010B**	**04/01-04/06/09**	**K9C771A7**
		Dilution Factor: 1		Analysis Time..: 21:42	Analyst ID.....: 000079	
		Instrument ID..: I5				
Barium	**24.7 J**	**1.2**	**mg/kg**	**SW846 6010B**	**04/01-04/06/09**	**K9C771AJ**
		Dilution Factor: 1		Analysis Time..: 21:42	Analyst ID.....: 000079	
		Instrument ID..: I5				
Beryllium	**0.39**	**0.12**	**mg/kg**	**SW846 6010B**	**04/01-04/06/09**	**K9C771AK**
		Dilution Factor: 1		Analysis Time..: 21:42	Analyst ID.....: 000079	
		Instrument ID..: I5				
Calcium	**11000 J**	**124**	**mg/kg**	**SW846 6010B**	**04/01-04/06/09**	**K9C771AL**
		Dilution Factor: 1		Analysis Time..: 21:42	Analyst ID.....: 000079	
		Instrument ID..: I5				
Cadmium	**0.071 B**	**0.12**	**mg/kg**	**SW846 6010B**	**04/01-04/06/09**	**K9C771A8**
		Dilution Factor: 1		Analysis Time..: 21:42	Analyst ID.....: 000079	
		Instrument ID..: I5				
Cobalt	**7.0**	**0.62**	**mg/kg**	**SW846 6010B**	**04/01-04/06/09**	**K9C771A9**
		Dilution Factor: 1		Analysis Time..: 21:42	Analyst ID.....: 000079	
		Instrument ID..: I5				
Chromium	**11.3**	**0.62**	**mg/kg**	**SW846 6010B**	**04/01-04/06/09**	**K9C771AA**
		Dilution Factor: 1		Analysis Time..: 21:42	Analyst ID.....: 000079	
		Instrument ID..: I5				
Copper	**16.0**	**2.5**	**mg/kg**	**SW846 6010B**	**04/01-04/06/09**	**K9C771AM**
		Dilution Factor: 1		Analysis Time..: 21:42	Analyst ID.....: 000079	
		Instrument ID..: I5				

(Continued on next page)

Science Applications International Corp

Client Sample ID: SCFmw-006-0014-WS

TOTAL Metals

Lot-Sample #...: A9C310174-012 **Matrix.....:** SO

PARAMETER	RESULT	REPORTING LIMIT	UNITS	METHOD	PREPARATION-ANALYSIS DATE	WORK ORDER #
Iron	**17000**	**24.7**	**mg/kg**	**SW846 6010B**	**04/01-04/07/09**	**K9C771AN**
		Dilution Factor: 1		Analysis Time..: 08:19	Analyst ID.....: 000079	
		Instrument ID..: I5				
Potassium	**992 J**	**618**	**mg/kg**	**SW846 6010B**	**04/01-04/06/09**	**K9C771AP**
		Dilution Factor: 1		Analysis Time..: 21:42	Analyst ID.....: 000079	
		Instrument ID..: I5				
Magnesium	**3820**	**12.4**	**mg/kg**	**SW846 6010B**	**04/01-04/06/09**	**K9C771AQ**
		Dilution Factor: 1		Analysis Time..: 21:42	Analyst ID.....: 000079	
		Instrument ID..: I5				
Manganese	**329 J**	**1.2**	**mg/kg**	**SW846 6010B**	**04/01-04/06/09**	**K9C771AR**
		Dilution Factor: 1		Analysis Time..: 21:42	Analyst ID.....: 000079	
		Instrument ID..: I5				
Sodium	ND	124	mg/kg	SW846 6010B	04/01-04/06/09	K9C771AT
		Dilution Factor: 1		Analysis Time..: 21:42	Analyst ID.....: 000079	
		Instrument ID..: I5				
Nickel	**17.2**	**1.2**	**mg/kg**	**SW846 6010B**	**04/01-04/06/09**	**K9C771AU**
		Dilution Factor: 1		Analysis Time..: 21:42	Analyst ID.....: 000079	
		Instrument ID..: I5				
Lead	**9.5**	**0.37**	**mg/kg**	**SW846 6010B**	**04/01-04/06/09**	**K9C771AC**
		Dilution Factor: 1		Analysis Time..: 21:42	Analyst ID.....: 000079	
		Instrument ID..: I5				
Antimony	ND	0.62	mg/kg	SW846 6010B	04/01-04/06/09	K9C771AD
		Dilution Factor: 1		Analysis Time..: 21:42	Analyst ID.....: 000079	
		Instrument ID..: I5				
Selenium	ND	0.62	mg/kg	SW846 6010B	04/01-04/06/09	K9C771AE
		Dilution Factor: 1		Analysis Time..: 21:42	Analyst ID.....: 000079	
		Instrument ID..: I5				
Thallium	**0.10 B**	**0.12**	**mg/kg**	**SW846 6020**	**04/01-04/06/09**	**K9C771AG**
		Dilution Factor: 1		Analysis Time..: 18:53	Analyst ID.....: 002260	
		Instrument ID..: I8				

(Continued on next page)

Science Applications International Corp

Client Sample ID: SCFmw-006-0014-WS

TOTAL Metals

Lot-Sample #...: A9C310174-012 **Matrix.....:** SO

PARAMETER	RESULT	REPORTING LIMIT	UNITS	METHOD	PREPARATION-ANALYSIS DATE	WORK ORDER #
Vanadium	**10.9**	**1.2**	**mg/kg**	**SW846 6010B**	**04/01-04/06/09**	**K9C771AF**
		Dilution Factor: 1		Analysis Time..: 21:42	Analyst ID.....: 000079	
		Instrument ID..: I5				
Zinc	**54.3**	**4.9**	**mg/kg**	**SW846 6010B**	**04/01-04/06/09**	**K9C771AV**
		Dilution Factor: 1		Analysis Time..: 21:42	Analyst ID.....: 000079	
		Instrument ID..: I5				
Prep Batch #...: 9093085						
Mercury	ND	0.12	mg/kg	SW846 7471A	04/03-04/06/09	K9C772AW
		Dilution Factor: 1		Analysis Time..: 14:42	Analyst ID.....: 006531	
		Instrument ID..: H1				

NOTE(S):

Results and reporting limits have been adjusted for dry weight.

J Method blank contamination. The associated method blank contains the target analyte at a reportable level.

B Estimated result. Result is less than RL.

Science Applications International Corp

Client Sample ID: SCFmw-006-0014-WS

TCLP Metals

Lot-Sample #...: A9C310174-012 **Matrix.....:** SO
Date Sampled...: 03/27/09 16:00 **Date Received..:** 03/28/09
Leach Date.....: 04/01/09 **Leach Batch #..:** P909113

PARAMETER	RESULT	REPORTING LIMIT	UNITS	METHOD	PREPARATION-ANALYSIS DATE	WORK ORDER #
Prep Batch #...: 9092024						
Arsenic	ND	0.50	mg/L	SW846 6010B	04/02-04/06/09	K9C771CH
		Dilution Factor: 1		Analysis Time..: 22:56	Analyst ID.....: 000079	
		Instrument ID..: I5				
Barium	**0.29 B**	**10.0**	**mg/L**	**SW846 6010B**	**04/02-04/06/09**	**K9C771CJ**
		Dilution Factor: 1		Analysis Time..: 22:56	Analyst ID.....: 000079	
		Instrument ID..: I5				
Cadmium	ND	0.10	mg/L	SW846 6010B	04/02-04/06/09	K9C771CK
		Dilution Factor: 1		Analysis Time..: 22:56	Analyst ID.....: 000079	
		Instrument ID..: I5				
Chromium	**0.0040 B**	**0.50**	**mg/L**	**SW846 6010B**	**04/02-04/06/09**	**K9C771CL**
		Dilution Factor: 1		Analysis Time..: 22:56	Analyst ID.....: 000079	
		Instrument ID..: I5				
Lead	**0.0088 B**	**0.50**	**mg/L**	**SW846 6010B**	**04/02-04/06/09**	**K9C771CM**
		Dilution Factor: 1		Analysis Time..: 22:56	Analyst ID.....: 000079	
		Instrument ID..: I5				
Selenium	ND	0.25	mg/L	SW846 6010B	04/02-04/06/09	K9C771CN
		Dilution Factor: 1		Analysis Time..: 22:56	Analyst ID.....: 000079	
		Instrument ID..: I5				
Silver	ND	0.50	mg/L	SW846 6010B	04/02-04/06/09	K9C771CP
		Dilution Factor: 1		Analysis Time..: 22:56	Analyst ID.....: 000079	
		Instrument ID..: I5				
Mercury	ND	0.0020	mg/L	SW846 7470A	04/02-04/03/09	K9C771CQ
		Dilution Factor: 1		Analysis Time..: 11:04	Analyst ID.....: 006531	
		Instrument ID..: H1				

NOTE(S):

Analysis performed in accordance with USEPA Toxicity Characteristic Leaching Procedure Method 1311

B Estimated result. Result is less than RL.

METHOD BLANK REPORT

TOTAL Metals

Client Lot #...: A9C310174 **Matrix.....:** SOLID

PARAMETER	RESULT	REPORTING LIMIT	UNITS	METHOD	PREPARATION-ANALYSIS DATE	WORK ORDER #
MB Lot-Sample #: A9D010000-025 **Prep Batch #...:** 9091025						
Aluminum	ND	10.0	mg/kg	SW846 6010B	04/01-04/06/09	K9D2L1AM
		Dilution Factor: 1				
		Analysis Time..: 20:39	Analyst ID.....: 000079	Instrument ID..: I5		
Antimony	ND	0.50	mg/kg	SW846 6010B	04/01-04/06/09	K9D2L1AH
		Dilution Factor: 1				
		Analysis Time..: 20:39	Analyst ID.....: 000079	Instrument ID..: I5		
Arsenic	ND	0.50	mg/kg	SW846 6010B	04/01-04/06/09	K9D2L1AC
		Dilution Factor: 1				
		Analysis Time..: 20:39	Analyst ID.....: 000079	Instrument ID..: I5		
Barium	**0.12 B**	**1.0**	**mg/kg**	**SW846 6010B**	**04/01-04/06/09**	**K9D2L1AN**
		Dilution Factor: 1				
		Analysis Time..: 20:39	Analyst ID.....: 000079	Instrument ID..: I5		
Beryllium	ND	0.10	mg/kg	SW846 6010B	04/01-04/06/09	K9D2L1AP
		Dilution Factor: 1				
		Analysis Time..: 20:39	Analyst ID.....: 000079	Instrument ID..: I5		
Cadmium	ND	0.10	mg/kg	SW846 6010B	04/01-04/06/09	K9D2L1AD
		Dilution Factor: 1				
		Analysis Time..: 20:39	Analyst ID.....: 000079	Instrument ID..: I5		
Calcium	**29.9 B**	**100**	**mg/kg**	**SW846 6010B**	**04/01-04/06/09**	**K9D2L1AQ**
		Dilution Factor: 1				
		Analysis Time..: 20:39	Analyst ID.....: 000079	Instrument ID..: I5		
Chromium	ND	0.50	mg/kg	SW846 6010B	04/01-04/06/09	K9D2L1AF
		Dilution Factor: 1				
		Analysis Time..: 20:39	Analyst ID.....: 000079	Instrument ID..: I5		
Cobalt	ND	0.50	mg/kg	SW846 6010B	04/01-04/06/09	K9D2L1AE
		Dilution Factor: 1				
		Analysis Time..: 20:39	Analyst ID.....: 000079	Instrument ID..: I5		
Copper	ND	2.0	mg/kg	SW846 6010B	04/01-04/06/09	K9D2L1AR
		Dilution Factor: 1				
		Analysis Time..: 20:39	Analyst ID.....: 000079	Instrument ID..: I5		
Iron	ND	20.0	mg/kg	SW846 6010B	04/01-04/06/09	K9D2L1AT
		Dilution Factor: 1				
		Analysis Time..: 20:39	Analyst ID.....: 000079	Instrument ID..: I5		

(Continued on next page)

METHOD BLANK REPORT

TOTAL Metals

Client Lot #...: A9C310174 **Matrix.....:** SOLID

PARAMETER	RESULT	REPORTING LIMIT	UNITS	METHOD	PREPARATION-ANALYSIS DATE	WORK ORDER #
Lead	ND	0.30	mg/kg	SW846 6010B	04/01-04/06/09	K9D2L1AG
		Dilution Factor: 1				
		Analysis Time..: 20:39	Analyst ID.....: 000079		Instrument ID..: I5	
Magnesium	ND	10.0	mg/kg	SW846 6010B	04/01-04/06/09	K9D2L1AV
		Dilution Factor: 1				
		Analysis Time..: 20:39	Analyst ID.....: 000079		Instrument ID..: I5	
Manganese	**0.10 B**	**1.0**	**mg/kg**	**SW846 6010B**	**04/01-04/06/09**	**K9D2L1AW**
		Dilution Factor: 1				
		Analysis Time..: 20:39	Analyst ID.....: 000079		Instrument ID..: I5	
Nickel	ND	1.0	mg/kg	SW846 6010B	04/01-04/06/09	K9D2L1A0
		Dilution Factor: 1				
		Analysis Time..: 20:39	Analyst ID.....: 000079		Instrument ID..: I5	
Potassium	**16.6 B**	**500**	**mg/kg**	**SW846 6010B**	**04/01-04/06/09**	**K9D2L1AU**
		Dilution Factor: 1				
		Analysis Time..: 20:39	Analyst ID.....: 000079		Instrument ID..: I5	
Selenium	ND	0.50	mg/kg	SW846 6010B	04/01-04/06/09	K9D2L1AJ
		Dilution Factor: 1				
		Analysis Time..: 20:39	Analyst ID.....: 000079		Instrument ID..: I5	
Silver	ND	0.50	mg/kg	SW846 6010B	04/01-04/06/09	K9D2L1AA
		Dilution Factor: 1				
		Analysis Time..: 20:39	Analyst ID.....: 000079		Instrument ID..: I5	
Sodium	ND	100	mg/kg	SW846 6010B	04/01-04/06/09	K9D2L1AX
		Dilution Factor: 1				
		Analysis Time..: 20:39	Analyst ID.....: 000079		Instrument ID..: I5	
Thallium	ND	0.10	mg/kg	SW846 6020	04/01-04/06/09	K9D2L1AL
		Dilution Factor: 1				
		Analysis Time..: 17:54	Analyst ID.....: 002260		Instrument ID..: I8	
Vanadium	ND	1.0	mg/kg	SW846 6010B	04/01-04/06/09	K9D2L1AK
		Dilution Factor: 1				
		Analysis Time..: 20:39	Analyst ID.....: 000079		Instrument ID..: I5	
Zinc	ND	4.0	mg/kg	SW846 6010B	04/01-04/06/09	K9D2L1A1
		Dilution Factor: 1				
		Analysis Time..: 20:39	Analyst ID.....: 000079		Instrument ID..: I5	

(Continued on next page)

METHOD BLANK REPORT

TOTAL Metals

Client Lot #...: A9C310174 **Matrix.....:** SOLID

PARAMETER	RESULT	REPORTING LIMIT	UNITS	METHOD	PREPARATION-ANALYSIS DATE	WORK ORDER #
MB Lot-Sample #: A9D030000-085 **Prep Batch #...:** 9093085						
Mercury	ND	0.10	mg/kg	SW846 7471A	04/03-04/06/09	K9JE71AA

Dilution Factor: 1

Analysis Time..: 14:31 Analyst ID.....: 006531 Instrument ID..: H1

NOTE(S):

Calculations are performed before rounding to avoid round-off errors in calculated results.

B Estimated result. Result is less than RL.

METHOD BLANK REPORT

TOTAL Metals

Client Lot #...: A9C310174 **Matrix.....:** WATER

PARAMETER	RESULT	REPORTING LIMIT	UNITS	METHOD	PREPARATION-ANALYSIS DATE	WORK ORDER #
MB Lot-Sample #: A9D020000-020 **Prep Batch #...:** 9092020						
Aluminum	ND	100	ug/L	SW846 6020	04/02-04/06/09	K9FTV1AA
		Dilution Factor: 1				
		Analysis Time..: 20:48	Analyst ID.....: 002260		Instrument ID..: I8	
Antimony	ND	5.0	ug/L	SW846 6020	04/02-04/06/09	K9FTV1AC
		Dilution Factor: 1				
		Analysis Time..: 20:48	Analyst ID.....: 002260		Instrument ID..: I8	
Arsenic	ND	5.0	ug/L	SW846 6010B	04/02-04/06/09	K9FTV1AJ
		Dilution Factor: 1				
		Analysis Time..: 17:46	Analyst ID.....: 000079		Instrument ID..: I5	
Barium	**0.79 B**	**10.0**	**ug/L**	**SW846 6010B**	**04/02-04/06/09**	**K9FTV1AN**
		Dilution Factor: 1				
		Analysis Time..: 17:46	Analyst ID.....: 000079		Instrument ID..: I5	
Beryllium	ND	1.0	ug/L	SW846 6020	04/02-04/06/09	K9FTV1AD
		Dilution Factor: 1				
		Analysis Time..: 20:48	Analyst ID.....: 002260		Instrument ID..: I8	
Cadmium	ND	1.0	ug/L	SW846 6020	04/02-04/06/09	K9FTV1AE
		Dilution Factor: 1				
		Analysis Time..: 20:48	Analyst ID.....: 002260		Instrument ID..: I8	
Calcium	**277 B**	**1000**	**ug/L**	**SW846 6010B**	**04/02-04/06/09**	**K9FTV1AP**
		Dilution Factor: 1				
		Analysis Time..: 17:46	Analyst ID.....: 000079		Instrument ID..: I5	
Chromium	ND	5.0	ug/L	SW846 6010B	04/02-04/06/09	K9FTV1AR
		Dilution Factor: 1				
		Analysis Time..: 17:46	Analyst ID.....: 000079		Instrument ID..: I5	
Cobalt	ND	5.0	ug/L	SW846 6010B	04/02-04/06/09	K9FTV1AQ
		Dilution Factor: 1				
		Analysis Time..: 17:46	Analyst ID.....: 000079		Instrument ID..: I5	
Copper	ND	5.0	ug/L	SW846 6010B	04/02-04/06/09	K9FTV1AT
		Dilution Factor: 1				
		Analysis Time..: 17:46	Analyst ID.....: 000079		Instrument ID..: I5	
Iron	**28.0 B**	**100**	**ug/L**	**SW846 6020**	**04/02-04/06/09**	**K9FTV1AF**
		Dilution Factor: 1				
		Analysis Time..: 20:48	Analyst ID.....: 002260		Instrument ID..: I8	

(Continued on next page)

METHOD BLANK REPORT

TOTAL Metals

Client Lot #...: A9C310174 **Matrix.....:** WATER

PARAMETER	RESULT	REPORTING LIMIT	UNITS	METHOD	PREPARATION-ANALYSIS DATE	WORK ORDER #
Lead	ND	3.0	ug/L	SW846 6010B	04/02-04/06/09	K9FTV1AK
		Dilution Factor: 1				
		Analysis Time..: 17:46	Analyst ID.....: 000079	Instrument ID..: I5		
Magnesium	**48.5 B**	**5000**	**ug/L**	**SW846 6010B**	**04/02-04/06/09**	**K9FTV1AV**
		Dilution Factor: 1				
		Analysis Time..: 17:46	Analyst ID.....: 000079	Instrument ID..: I5		
Manganese	**0.49 B**	**15.0**	**ug/L**	**SW846 6010B**	**04/02-04/06/09**	**K9FTV1AW**
		Dilution Factor: 1				
		Analysis Time..: 17:46	Analyst ID.....: 000079	Instrument ID..: I5		
Mercury	ND	0.20	ug/L	SW846 7470A	04/02-04/03/09	K9FTV1A2
		Dilution Factor: 1				
		Analysis Time..: 11:40	Analyst ID.....: 006531	Instrument ID..: H1		
Nickel	ND	40.0	ug/L	SW846 6010B	04/02-04/06/09	K9FTV1A0
		Dilution Factor: 1				
		Analysis Time..: 17:46	Analyst ID.....: 000079	Instrument ID..: I5		
Potassium	**150 B**	**200**	**ug/L**	**SW846 6010B**	**04/02-04/06/09**	**K9FTV1AU**
		Dilution Factor: 1				
		Analysis Time..: 17:46	Analyst ID.....: 000079	Instrument ID..: I5		
Selenium	ND	5.0	ug/L	SW846 6010B	04/02-04/06/09	K9FTV1AL
		Dilution Factor: 1				
		Analysis Time..: 17:46	Analyst ID.....: 000079	Instrument ID..: I5		
Silver	ND	5.0	ug/L	SW846 6010B	04/02-04/06/09	K9FTV1AM
		Dilution Factor: 1				
		Analysis Time..: 17:46	Analyst ID.....: 000079	Instrument ID..: I5		
Sodium	ND	5000	ug/L	SW846 6010B	04/02-04/06/09	K9FTV1AX
		Dilution Factor: 1				
		Analysis Time..: 17:46	Analyst ID.....: 000079	Instrument ID..: I5		
Thallium	ND	2.0	ug/L	SW846 6020	04/02-04/06/09	K9FTV1AG
		Dilution Factor: 1				
		Analysis Time..: 20:48	Analyst ID.....: 002260	Instrument ID..: I8		
Vanadium	ND	50.0	ug/L	SW846 6010B	04/02-04/06/09	K9FTV1A1
		Dilution Factor: 1				
		Analysis Time..: 17:46	Analyst ID.....: 000079	Instrument ID..: I5		
Zinc	**4.8 B**	**10.0**	**ug/L**	**SW846 6020**	**04/02-04/06/09**	**K9FTV1AH**
		Dilution Factor: 1				
		Analysis Time..: 20:48	Analyst ID.....: 002260	Instrument ID..: I8		

(Continued on next page)

METHOD BLANK REPORT

TOTAL Metals

Client Lot #...: A9C310174 **Matrix.....:** WATER

NOTE(S):

Calculations are performed before rounding to avoid round-off errors in calculated results.

B Estimated result. Result is less than RL.

METHOD BLANK REPORT

TCLP Metals

Client Lot #...: A9C310174 **Matrix.....:** WATER

PARAMETER	RESULT	REPORTING LIMIT	UNITS	METHOD	PREPARATION-ANALYSIS DATE	WORK ORDER #
MB Lot-Sample #: A9D010000-256 **Prep Batch #...:** 9092022						
Leach Date.....: 04/01/09 **Leach Batch #..:** P909110						
Arsenic	ND	0.50	mg/L	SW846 6010B	04/02-04/06/09	K9ENX1AC
		Dilution Factor: 1				
		Analysis Time..: 16:50	Analyst ID.....: 000079		Instrument ID..: I5	
Barium	**0.0038 B**	**10.0**	**mg/L**	**SW846 6010B**	**04/02-04/06/09**	**K9ENX1AD**
		Dilution Factor: 1				
		Analysis Time..: 16:50	Analyst ID.....: 000079		Instrument ID..: I5	
Cadmium	ND	0.10	mg/L	SW846 6010B	04/02-04/06/09	K9ENX1AE
		Dilution Factor: 1				
		Analysis Time..: 16:50	Analyst ID.....: 000079		Instrument ID..: I5	
Chromium	ND	0.50	mg/L	SW846 6010B	04/02-04/06/09	K9ENX1AF
		Dilution Factor: 1				
		Analysis Time..: 16:50	Analyst ID.....: 000079		Instrument ID..: I5	
Lead	ND	0.50	mg/L	SW846 6010B	04/02-04/06/09	K9ENX1AG
		Dilution Factor: 1				
		Analysis Time..: 16:50	Analyst ID.....: 000079		Instrument ID..: I5	
Selenium	**0.0058 B**	**0.25**	**mg/L**	**SW846 6010B**	**04/02-04/06/09**	**K9ENX1AH**
		Dilution Factor: 1				
		Analysis Time..: 16:50	Analyst ID.....: 000079		Instrument ID..: I5	
Silver	ND	0.50	mg/L	SW846 6010B	04/02-04/06/09	K9ENX1AJ
		Dilution Factor: 1				
		Analysis Time..: 16:50	Analyst ID.....: 000079		Instrument ID..: I5	
Mercury	ND	0.0020	mg/L	SW846 7470A	04/02-04/03/09	K9ENX1AK
		Dilution Factor: 1				
		Analysis Time..: 10:26	Analyst ID.....: 006531		Instrument ID..: H1	

NOTE(S):

Calculations are performed before rounding to avoid round-off errors in calculated results.

B Estimated result. Result is less than RL.

METHOD BLANK REPORT

TCLP Metals

Client Lot #...: A9C310174 **Matrix.....:** WATER

PARAMETER	RESULT	REPORTING LIMIT	UNITS	METHOD	PREPARATION-ANALYSIS DATE	WORK ORDER #
MB Lot-Sample #: A9D020000-022 **Prep Batch #...:** 9092022						
Arsenic	ND	0.50	mg/L	SW846 6010B	04/02-04/06/09	K9FT11AA
		Dilution Factor: 1				
		Analysis Time..: 16:55	Analyst ID.....: 000079		Instrument ID..: I5	
Barium	ND	10.0	mg/L	SW846 6010B	04/02-04/06/09	K9FT11AC
		Dilution Factor: 1				
		Analysis Time..: 16:55	Analyst ID.....: 000079		Instrument ID..: I5	
Cadmium	ND	0.10	mg/L	SW846 6010B	04/02-04/06/09	K9FT11AD
		Dilution Factor: 1				
		Analysis Time..: 16:55	Analyst ID.....: 000079		Instrument ID..: I5	
Chromium	ND	0.50	mg/L	SW846 6010B	04/02-04/06/09	K9FT11AE
		Dilution Factor: 1				
		Analysis Time..: 16:55	Analyst ID.....: 000079		Instrument ID..: I5	
Lead	ND	0.50	mg/L	SW846 6010B	04/02-04/06/09	K9FT11AF
		Dilution Factor: 1				
		Analysis Time..: 16:55	Analyst ID.....: 000079		Instrument ID..: I5	
Selenium	**0.0045 B**	**0.25**	**mg/L**	**SW846 6010B**	**04/02-04/06/09**	**K9FT11AG**
		Dilution Factor: 1				
		Analysis Time..: 16:55	Analyst ID.....: 000079		Instrument ID..: I5	
Silver	ND	0.50	mg/L	SW846 6010B	04/02-04/06/09	K9FT11AH
		Dilution Factor: 1				
		Analysis Time..: 16:55	Analyst ID.....: 000079		Instrument ID..: I5	
Mercury	ND	0.0020	mg/L	SW846 7470A	04/02-04/03/09	K9FT11AJ
		Dilution Factor: 1				
		Analysis Time..: 10:27	Analyst ID.....: 006531		Instrument ID..: H1	

NOTE(S):

Calculations are performed before rounding to avoid round-off errors in calculated results.

B Estimated result. Result is less than RL.

METHOD BLANK REPORT

TCLP Metals

Client Lot #...: A9C310174 **Matrix.....:** SOLID

PARAMETER	RESULT	REPORTING LIMIT	UNITS	METHOD	PREPARATION-ANALYSIS DATE	WORK ORDER #
MB Lot-Sample #: A9D010000-263 **Prep Batch #...:** 9092024						
Leach Date.....: 04/01/09 **Leach Batch #..:** P909113						
Arsenic	ND	0.50	mg/L	SW846 6010B	04/02-04/06/09	K9EP81AE
		Dilution Factor: 1				
		Analysis Time..: 21:48	Analyst ID.....: 000079		Instrument ID..: I5	
Barium	**0.0032 B**	**10.0**	**mg/L**	**SW846 6010B**	**04/02-04/06/09**	**K9EP81AF**
		Dilution Factor: 1				
		Analysis Time..: 21:48	Analyst ID.....: 000079		Instrument ID..: I5	
Cadmium	ND	0.10	mg/L	SW846 6010B	04/02-04/06/09	K9EP81AG
		Dilution Factor: 1				
		Analysis Time..: 21:48	Analyst ID.....: 000079		Instrument ID..: I5	
Chromium	ND	0.50	mg/L	SW846 6010B	04/02-04/06/09	K9EP81AH
		Dilution Factor: 1				
		Analysis Time..: 21:48	Analyst ID.....: 000079		Instrument ID..: I5	
Lead	**0.0021 B**	**0.50**	**mg/L**	**SW846 6010B**	**04/02-04/06/09**	**K9EP81AJ**
		Dilution Factor: 1				
		Analysis Time..: 21:48	Analyst ID.....: 000079		Instrument ID..: I5	
Selenium	ND	0.25	mg/L	SW846 6010B	04/02-04/06/09	K9EP81AK
		Dilution Factor: 1				
		Analysis Time..: 21:48	Analyst ID.....: 000079		Instrument ID..: I5	
Silver	ND	0.50	mg/L	SW846 6010B	04/02-04/06/09	K9EP81AL
		Dilution Factor: 1				
		Analysis Time..: 21:48	Analyst ID.....: 000079		Instrument ID..: I5	
Mercury	ND	0.0020	mg/L	SW846 7470A	04/02-04/03/09	K9EP81AM
		Dilution Factor: 1				
		Analysis Time..: 10:49	Analyst ID.....: 006531		Instrument ID..: H1	

NOTE(S):

Calculations are performed before rounding to avoid round-off errors in calculated results.

B Estimated result. Result is less than RL.

METHOD BLANK REPORT

TCLP Metals

Client Lot #...: A9C310174 **Matrix.....:** SOLID

PARAMETER	RESULT	REPORTING LIMIT	UNITS	METHOD	PREPARATION-ANALYSIS DATE	WORK ORDER #
MB Lot-Sample #: A9D020000-024 **Prep Batch #...:** 9092024						
Arsenic	ND	0.50	mg/L	SW846 6010B	04/02-04/06/09	K9FT51AA
		Dilution Factor: 1				
		Analysis Time..: 21:52	Analyst ID.....: 000079		Instrument ID..: I5	
Barium	ND	10.0	mg/L	SW846 6010B	04/02-04/06/09	K9FT51AC
		Dilution Factor: 1				
		Analysis Time..: 21:52	Analyst ID.....: 000079		Instrument ID..: I5	
Cadmium	ND	0.10	mg/L	SW846 6010B	04/02-04/06/09	K9FT51AD
		Dilution Factor: 1				
		Analysis Time..: 21:52	Analyst ID.....: 000079		Instrument ID..: I5	
Chromium	ND	0.50	mg/L	SW846 6010B	04/02-04/06/09	K9FT51AE
		Dilution Factor: 1				
		Analysis Time..: 21:52	Analyst ID.....: 000079		Instrument ID..: I5	
Lead	ND	0.50	mg/L	SW846 6010B	04/02-04/06/09	K9FT51AF
		Dilution Factor: 1				
		Analysis Time..: 21:52	Analyst ID.....: 000079		Instrument ID..: I5	
Selenium	ND	0.25	mg/L	SW846 6010B	04/02-04/06/09	K9FT51AG
		Dilution Factor: 1				
		Analysis Time..: 21:52	Analyst ID.....: 000079		Instrument ID..: I5	
Silver	ND	0.50	mg/L	SW846 6010B	04/02-04/06/09	K9FT51AH
		Dilution Factor: 1				
		Analysis Time..: 21:52	Analyst ID.....: 000079		Instrument ID..: I5	
Mercury	ND	0.0020	mg/L	SW846 7470A	04/02-04/03/09	K9FT51AJ
		Dilution Factor: 1				
		Analysis Time..: 10:50	Analyst ID.....: 006531		Instrument ID..: H1	

NOTE(S):

Calculations are performed before rounding to avoid round-off errors in calculated results.

LABORATORY CONTROL SAMPLE EVALUATION REPORT

TOTAL Metals

Client Lot #...: A9C310174 **Matrix.....:** SOLID

PARAMETER	PERCENT RECOVERY	RECOVERY LIMITS	METHOD	PREPARATION-ANALYSIS DATE	WORK ORDER #
LCS Lot-Sample#: A9D010000-025 **Prep Batch #...:** 9091025					
Silver	101	(80 - 120)	SW846 6010B	04/01-04/06/09	K9D2L1A3
		Dilution Factor: 1	Analysis Time..: 20:43	Analyst ID.....: 000079	
		Instrument ID..: I5			
Arsenic	86	(80 - 120)	SW846 6010B	04/01-04/06/09	K9D2L1A4
		Dilution Factor: 1	Analysis Time..: 20:43	Analyst ID.....: 000079	
		Instrument ID..: I5			
Cadmium	93	(80 - 120)	SW846 6010B	04/01-04/06/09	K9D2L1A5
		Dilution Factor: 1	Analysis Time..: 20:43	Analyst ID.....: 000079	
		Instrument ID..: I5			
Cobalt	93	(80 - 120)	SW846 6010B	04/01-04/06/09	K9D2L1A6
		Dilution Factor: 1	Analysis Time..: 20:43	Analyst ID.....: 000079	
		Instrument ID..: I5			
Chromium	92	(80 - 120)	SW846 6010B	04/01-04/06/09	K9D2L1A7
		Dilution Factor: 1	Analysis Time..: 20:43	Analyst ID.....: 000079	
		Instrument ID..: I5			
Lead	90	(80 - 120)	SW846 6010B	04/01-04/06/09	K9D2L1A8
		Dilution Factor: 1	Analysis Time..: 20:43	Analyst ID.....: 000079	
		Instrument ID..: I5			
Antimony	91	(80 - 120)	SW846 6010B	04/01-04/06/09	K9D2L1A9
		Dilution Factor: 1	Analysis Time..: 20:43	Analyst ID.....: 000079	
		Instrument ID..: I5			
Selenium	86	(80 - 120)	SW846 6010B	04/01-04/06/09	K9D2L1CA
		Dilution Factor: 1	Analysis Time..: 20:43	Analyst ID.....: 000079	
		Instrument ID..: I5			
Vanadium	91	(80 - 120)	SW846 6010B	04/01-04/06/09	K9D2L1CC
		Dilution Factor: 1	Analysis Time..: 20:43	Analyst ID.....: 000079	
		Instrument ID..: I5			
Thallium	93	(80 - 120)	SW846 6020	04/01-04/06/09	K9D2L1CD
		Dilution Factor: 1	Analysis Time..: 17:58	Analyst ID.....: 002260	
		Instrument ID..: I8			

(Continued on next page)

LABORATORY CONTROL SAMPLE EVALUATION REPORT

TOTAL Metals

Client Lot #...: A9C310174 **Matrix.....:** SOLID

PARAMETER	PERCENT RECOVERY	RECOVERY LIMITS	METHOD	PREPARATION-ANALYSIS DATE	WORK ORDER #
Aluminum	90	(80 - 120)	SW846 6010B	04/01-04/06/09	K9D2L1CE
		Dilution Factor: 1	Analysis Time..: 20:43	Analyst ID.....: 000079	
		Instrument ID..: I5			
Barium	91	(80 - 120)	SW846 6010B	04/01-04/06/09	K9D2L1CF
		Dilution Factor: 1	Analysis Time..: 20:43	Analyst ID.....: 000079	
		Instrument ID..: I5			
Beryllium	93	(80 - 120)	SW846 6010B	04/01-04/06/09	K9D2L1CG
		Dilution Factor: 1	Analysis Time..: 20:43	Analyst ID.....: 000079	
		Instrument ID..: I5			
Calcium	92	(80 - 120)	SW846 6010B	04/01-04/06/09	K9D2L1CH
		Dilution Factor: 1	Analysis Time..: 20:43	Analyst ID.....: 000079	
		Instrument ID..: I5			
Copper	92	(80 - 120)	SW846 6010B	04/01-04/06/09	K9D2L1CJ
		Dilution Factor: 1	Analysis Time..: 20:43	Analyst ID.....: 000079	
		Instrument ID..: I5			
Iron	102	(80 - 120)	SW846 6010B	04/01-04/06/09	K9D2L1CK
		Dilution Factor: 1	Analysis Time..: 20:43	Analyst ID.....: 000079	
		Instrument ID..: I5			
Potassium	93	(80 - 120)	SW846 6010B	04/01-04/06/09	K9D2L1CL
		Dilution Factor: 1	Analysis Time..: 20:43	Analyst ID.....: 000079	
		Instrument ID..: I5			
Magnesium	94	(80 - 120)	SW846 6010B	04/01-04/06/09	K9D2L1CM
		Dilution Factor: 1	Analysis Time..: 20:43	Analyst ID.....: 000079	
		Instrument ID..: I5			
Manganese	97	(80 - 120)	SW846 6010B	04/01-04/06/09	K9D2L1CN
		Dilution Factor: 1	Analysis Time..: 20:43	Analyst ID.....: 000079	
		Instrument ID..: I5			
Sodium	92	(80 - 120)	SW846 6010B	04/01-04/06/09	K9D2L1CP
		Dilution Factor: 1	Analysis Time..: 20:43	Analyst ID.....: 000079	
		Instrument ID..: I5			
Nickel	95	(80 - 120)	SW846 6010B	04/01-04/06/09	K9D2L1CQ
		Dilution Factor: 1	Analysis Time..: 20:43	Analyst ID.....: 000079	
		Instrument ID..: I5			

(Continued on next page)

LABORATORY CONTROL SAMPLE EVALUATION REPORT

TOTAL Metals

Client Lot #...: A9C310174 **Matrix.....:** SOLID

PARAMETER	PERCENT RECOVERY	RECOVERY LIMITS	METHOD	PREPARATION-ANALYSIS DATE	WORK ORDER #
Zinc	94	(80 - 120)	SW846 6010B	04/01-04/06/09	K9D2L1CR

Dilution Factor: 1 Analysis Time..: 20:43 Analyst ID.....: 000079
Instrument ID..: I5

LCS Lot-Sample#: A9D030000-085 **Prep Batch #...:** 9093085

Mercury	94	(80 - 120)	SW846 7471A	04/03-04/06/09	K9JE71AC

Dilution Factor: 1 Analysis Time..: 14:32 Analyst ID.....: 006531
Instrument ID..: H1

NOTE(S):

Calculations are performed before rounding to avoid round-off errors in calculated results.

LABORATORY CONTROL SAMPLE DATA REPORT

TOTAL Metals

Client Lot #...: A9C310174 **Matrix.....:** SOLID

PARAMETER	SPIKE AMOUNT	MEASURED AMOUNT	UNITS	PERCNT RECVRY	METHOD	PREPARATION-ANALYSIS DATE	WORK ORDER #
LCS Lot-Sample#: A9D010000-025 **Prep Batch #...:** 9091025							
Silver	5.0	5.1	mg/kg	101	SW846 6010B	04/01-04/06/09	K9D2L1A3
			Dilution Factor: 1		Analysis Time..: 20:43	Analyst ID.....: 000079	
			Instrument ID..: I5				
Arsenic	200	173	mg/kg	86	SW846 6010B	04/01-04/06/09	K9D2L1A4
			Dilution Factor: 1		Analysis Time..: 20:43	Analyst ID.....: 000079	
			Instrument ID..: I5				
Cadmium	5.0	4.7	mg/kg	93	SW846 6010B	04/01-04/06/09	K9D2L1A5
			Dilution Factor: 1		Analysis Time..: 20:43	Analyst ID.....: 000079	
			Instrument ID..: I5				
Cobalt	50.0	46.6	mg/kg	93	SW846 6010B	04/01-04/06/09	K9D2L1A6
			Dilution Factor: 1		Analysis Time..: 20:43	Analyst ID.....: 000079	
			Instrument ID..: I5				
Chromium	20.0	18.4	mg/kg	92	SW846 6010B	04/01-04/06/09	K9D2L1A7
			Dilution Factor: 1		Analysis Time..: 20:43	Analyst ID.....: 000079	
			Instrument ID..: I5				
Lead	50.0	45.1	mg/kg	90	SW846 6010B	04/01-04/06/09	K9D2L1A8
			Dilution Factor: 1		Analysis Time..: 20:43	Analyst ID.....: 000079	
			Instrument ID..: I5				
Antimony	50.0	45.3	mg/kg	91	SW846 6010B	04/01-04/06/09	K9D2L1A9
			Dilution Factor: 1		Analysis Time..: 20:43	Analyst ID.....: 000079	
			Instrument ID..: I5				
Selenium	200	172	mg/kg	86	SW846 6010B	04/01-04/06/09	K9D2L1CA
			Dilution Factor: 1		Analysis Time..: 20:43	Analyst ID.....: 000079	
			Instrument ID..: I5				
Vanadium	50.0	45.4	mg/kg	91	SW846 6010B	04/01-04/06/09	K9D2L1CC
			Dilution Factor: 1		Analysis Time..: 20:43	Analyst ID.....: 000079	
			Instrument ID..: I5				
Thallium	10.0	9.3	mg/kg	93	SW846 6020	04/01-04/06/09	K9D2L1CD
			Dilution Factor: 1		Analysis Time..: 17:58	Analyst ID.....: 002260	
			Instrument ID..: I8				

(Continued on next page)

LABORATORY CONTROL SAMPLE DATA REPORT

TOTAL Metals

Client Lot #...: A9C310174 **Matrix.....:** SOLID

PARAMETER	SPIKE AMOUNT	MEASURED AMOUNT	UNITS	PERCNT RECVRY	METHOD	PREPARATION-ANALYSIS DATE	WORK ORDER #
Aluminum	200	179	mg/kg	90	SW846 6010B	04/01-04/06/09	K9D2L1CE
		Dilution Factor: 1		Analysis Time..: 20:43		Analyst ID.....: 000079	
		Instrument ID..: I5					
Barium	200	182	mg/kg	91	SW846 6010B	04/01-04/06/09	K9D2L1CF
		Dilution Factor: 1		Analysis Time..: 20:43		Analyst ID.....: 000079	
		Instrument ID..: I5					
Beryllium	5.0	4.7	mg/kg	93	SW846 6010B	04/01-04/06/09	K9D2L1CG
		Dilution Factor: 1		Analysis Time..: 20:43		Analyst ID.....: 000079	
		Instrument ID..: I5					
Calcium	5000	4600	mg/kg	92	SW846 6010B	04/01-04/06/09	K9D2L1CH
		Dilution Factor: 1		Analysis Time..: 20:43		Analyst ID.....: 000079	
		Instrument ID..: I5					
Copper	25.0	22.9	mg/kg	92	SW846 6010B	04/01-04/06/09	K9D2L1CJ
		Dilution Factor: 1		Analysis Time..: 20:43		Analyst ID.....: 000079	
		Instrument ID..: I5					
Iron	100	102	mg/kg	102	SW846 6010B	04/01-04/06/09	K9D2L1CK
		Dilution Factor: 1		Analysis Time..: 20:43		Analyst ID.....: 000079	
		Instrument ID..: I5					
Potassium	5000	4650	mg/kg	93	SW846 6010B	04/01-04/06/09	K9D2L1CL
		Dilution Factor: 1		Analysis Time..: 20:43		Analyst ID.....: 000079	
		Instrument ID..: I5					
Magnesium	5000	4700	mg/kg	94	SW846 6010B	04/01-04/06/09	K9D2L1CM
		Dilution Factor: 1		Analysis Time..: 20:43		Analyst ID.....: 000079	
		Instrument ID..: I5					
Manganese	50.0	48.6	mg/kg	97	SW846 6010B	04/01-04/06/09	K9D2L1CN
		Dilution Factor: 1		Analysis Time..: 20:43		Analyst ID.....: 000079	
		Instrument ID..: I5					
Sodium	5000	4610	mg/kg	92	SW846 6010B	04/01-04/06/09	K9D2L1CP
		Dilution Factor: 1		Analysis Time..: 20:43		Analyst ID.....: 000079	
		Instrument ID..: I5					
Nickel	50.0	47.5	mg/kg	95	SW846 6010B	04/01-04/06/09	K9D2L1CQ
		Dilution Factor: 1		Analysis Time..: 20:43		Analyst ID.....: 000079	
		Instrument ID..: I5					

(Continued on next page)

LABORATORY CONTROL SAMPLE DATA REPORT

TOTAL Metals

Client Lot #...: A9C310174 **Matrix.....:** SOLID

PARAMETER	SPIKE AMOUNT	MEASURED AMOUNT	UNITS	PERCNT RECVRY	METHOD	PREPARATION-ANALYSIS DATE	WORK ORDER #
Zinc	50.0	46.9	mg/kg	94	SW846 6010B	04/01-04/06/09	K9D2L1CR

Dilution Factor: 1 Analysis Time..: 20:43 Analyst ID.....: 000079
Instrument ID..: I5

LCS Lot-Sample#: A9D030000-085 **Prep Batch #...:** 9093085

Mercury	0.83	0.78	mg/kg	94	SW846 7471A	04/03-04/06/09	K9JE71AC

Dilution Factor: 1 Analysis Time..: 14:32 Analyst ID.....: 006531
Instrument ID..: H1

NOTE(S):

Calculations are performed before rounding to avoid round-off errors in calculated results.

LABORATORY CONTROL SAMPLE EVALUATION REPORT

TOTAL Metals

Client Lot #...: A9C310174 **Matrix.....:** WATER

PARAMETER	PERCENT RECOVERY	RECOVERY LIMITS	METHOD	PREPARATION-ANALYSIS DATE	WORK ORDER #
LCS Lot-Sample#: A9D020000-020 **Prep Batch #...:** 9092020					
Aluminum	95	(80 - 120)	SW846 6020	04/02-04/06/09	K9FTV1A3
		Dilution Factor: 1	Analysis Time..: 20:52	Analyst ID.....: 002260	
		Instrument ID..: I8			
Antimony	95	(80 - 120)	SW846 6020	04/02-04/06/09	K9FTV1A4
		Dilution Factor: 1	Analysis Time..: 20:52	Analyst ID.....: 002260	
		Instrument ID..: I8			
Beryllium	100	(80 - 120)	SW846 6020	04/02-04/06/09	K9FTV1A5
		Dilution Factor: 1	Analysis Time..: 20:52	Analyst ID.....: 002260	
		Instrument ID..: I8			
Cadmium	99	(80 - 120)	SW846 6020	04/02-04/06/09	K9FTV1A6
		Dilution Factor: 1	Analysis Time..: 20:52	Analyst ID.....: 002260	
		Instrument ID..: I8			
Iron	97	(80 - 120)	SW846 6020	04/02-04/06/09	K9FTV1A7
		Dilution Factor: 1	Analysis Time..: 20:52	Analyst ID.....: 002260	
		Instrument ID..: I8			
Thallium	87	(80 - 120)	SW846 6020	04/02-04/06/09	K9FTV1A8
		Dilution Factor: 1	Analysis Time..: 20:52	Analyst ID.....: 002260	
		Instrument ID..: I8			
Zinc	108	(80 - 120)	SW846 6020	04/02-04/06/09	K9FTV1A9
		Dilution Factor: 1	Analysis Time..: 20:52	Analyst ID.....: 002260	
		Instrument ID..: I8			
Arsenic	86	(80 - 120)	SW846 6010B	04/02-04/06/09	K9FTV1CA
		Dilution Factor: 1	Analysis Time..: 17:50	Analyst ID.....: 000079	
		Instrument ID..: I5			
Lead	89	(80 - 120)	SW846 6010B	04/02-04/06/09	K9FTV1CC
		Dilution Factor: 1	Analysis Time..: 17:50	Analyst ID.....: 000079	
		Instrument ID..: I5			
Selenium	87	(80 - 120)	SW846 6010B	04/02-04/06/09	K9FTV1CD
		Dilution Factor: 1	Analysis Time..: 17:50	Analyst ID.....: 000079	
		Instrument ID..: I5			

(Continued on next page)

LABORATORY CONTROL SAMPLE EVALUATION REPORT

TOTAL Metals

Client Lot #...: A9C310174 **Matrix.....:** WATER

PARAMETER	PERCENT RECOVERY	RECOVERY LIMITS	METHOD	PREPARATION-ANALYSIS DATE	WORK ORDER #
Silver	100	(80 - 120)	SW846 6010B	04/02-04/06/09	K9FTV1CE
		Dilution Factor: 1	Analysis Time..: 17:50	Analyst ID.....: 000079	
		Instrument ID..: I5			
Barium	90	(80 - 120)	SW846 6010B	04/02-04/06/09	K9FTV1CF
		Dilution Factor: 1	Analysis Time..: 17:50	Analyst ID.....: 000079	
		Instrument ID..: I5			
Calcium	91	(80 - 120)	SW846 6010B	04/02-04/06/09	K9FTV1CG
		Dilution Factor: 1	Analysis Time..: 17:50	Analyst ID.....: 000079	
		Instrument ID..: I5			
Cobalt	92	(80 - 120)	SW846 6010B	04/02-04/06/09	K9FTV1CH
		Dilution Factor: 1	Analysis Time..: 17:50	Analyst ID.....: 000079	
		Instrument ID..: I5			
Chromium	90	(80 - 120)	SW846 6010B	04/02-04/06/09	K9FTV1CJ
		Dilution Factor: 1	Analysis Time..: 17:50	Analyst ID.....: 000079	
		Instrument ID..: I5			
Copper	90	(80 - 120)	SW846 6010B	04/02-04/06/09	K9FTV1CK
		Dilution Factor: 1	Analysis Time..: 17:50	Analyst ID.....: 000079	
		Instrument ID..: I5			
Potassium	90	(80 - 120)	SW846 6010B	04/02-04/06/09	K9FTV1CL
		Dilution Factor: 1	Analysis Time..: 17:50	Analyst ID.....: 000079	
		Instrument ID..: I5			
Magnesium	92	(80 - 120)	SW846 6010B	04/02-04/06/09	K9FTV1CM
		Dilution Factor: 1	Analysis Time..: 17:50	Analyst ID.....: 000079	
		Instrument ID..: I5			
Manganese	95	(80 - 120)	SW846 6010B	04/02-04/06/09	K9FTV1CN
		Dilution Factor: 1	Analysis Time..: 17:50	Analyst ID.....: 000079	
		Instrument ID..: I5			
Sodium	92	(80 - 120)	SW846 6010B	04/02-04/06/09	K9FTV1CP
		Dilution Factor: 1	Analysis Time..: 17:50	Analyst ID.....: 000079	
		Instrument ID..: I5			
Nickel	92	(80 - 120)	SW846 6010B	04/02-04/06/09	K9FTV1CQ
		Dilution Factor: 1	Analysis Time..: 17:50	Analyst ID.....: 000079	
		Instrument ID..: I5			

(Continued on next page)

LABORATORY CONTROL SAMPLE EVALUATION REPORT

TOTAL Metals

Client Lot #...: A9C310174 **Matrix.....:** WATER

PARAMETER	PERCENT RECOVERY	RECOVERY LIMITS	METHOD	PREPARATION-ANALYSIS DATE	WORK ORDER #
Vanadium	91	(80 - 120)	SW846 6010B	04/02-04/06/09	K9FTV1CR
	Dilution Factor: 1	Analysis Time..: 17:50	Analyst ID.....: 000079		
	Instrument ID..: I5				
Mercury	113	(80 - 120)	SW846 7470A	04/02-04/03/09	K9FTV1CT
	Dilution Factor: 1	Analysis Time..: 11:41	Analyst ID.....: 006531		
	Instrument ID..: H1				

NOTE(S):

Calculations are performed before rounding to avoid round-off errors in calculated results.

LABORATORY CONTROL SAMPLE DATA REPORT

TOTAL Metals

Client Lot #...: A9C310174 **Matrix.....:** WATER

PARAMETER	SPIKE AMOUNT	MEASURED AMOUNT	UNITS	PERCNT RECVRY	METHOD	PREPARATION-ANALYSIS DATE	WORK ORDER #
LCS Lot-Sample#: A9D020000-020 **Prep Batch #...:** 9092020							
Aluminum	10000	9520	ug/L	95	SW846 6020	04/02-04/06/09	K9FTV1A3
			Dilution Factor: 1		Analysis Time..: 20:52	Analyst ID.....: 002260	
			Instrument ID..: I8				
Antimony	100	94.5	ug/L	95	SW846 6020	04/02-04/06/09	K9FTV1A4
			Dilution Factor: 1		Analysis Time..: 20:52	Analyst ID.....: 002260	
			Instrument ID..: I8				
Beryllium	100	100	ug/L	100	SW846 6020	04/02-04/06/09	K9FTV1A5
			Dilution Factor: 1		Analysis Time..: 20:52	Analyst ID.....: 002260	
			Instrument ID..: I8				
Cadmium	100	98.6	ug/L	99	SW846 6020	04/02-04/06/09	K9FTV1A6
			Dilution Factor: 1		Analysis Time..: 20:52	Analyst ID.....: 002260	
			Instrument ID..: I8				
Iron	10000	9740	ug/L	97	SW846 6020	04/02-04/06/09	K9FTV1A7
			Dilution Factor: 1		Analysis Time..: 20:52	Analyst ID.....: 002260	
			Instrument ID..: I8				
Thallium	100	87.4	ug/L	87	SW846 6020	04/02-04/06/09	K9FTV1A8
			Dilution Factor: 1		Analysis Time..: 20:52	Analyst ID.....: 002260	
			Instrument ID..: I8				
Zinc	100	108	ug/L	108	SW846 6020	04/02-04/06/09	K9FTV1A9
			Dilution Factor: 1		Analysis Time..: 20:52	Analyst ID.....: 002260	
			Instrument ID..: I8				
Arsenic	2000	1720	ug/L	86	SW846 6010B	04/02-04/06/09	K9FTV1CA
			Dilution Factor: 1		Analysis Time..: 17:50	Analyst ID.....: 000079	
			Instrument ID..: I5				
Lead	500	443	ug/L	89	SW846 6010B	04/02-04/06/09	K9FTV1CC
			Dilution Factor: 1		Analysis Time..: 17:50	Analyst ID.....: 000079	
			Instrument ID..: I5				
Selenium	2000	1740	ug/L	87	SW846 6010B	04/02-04/06/09	K9FTV1CD
			Dilution Factor: 1		Analysis Time..: 17:50	Analyst ID.....: 000079	
			Instrument ID..: I5				

(Continued on next page)

LABORATORY CONTROL SAMPLE DATA REPORT

TOTAL Metals

Client Lot #...: A9C310174 **Matrix.....:** WATER

PARAMETER	SPIKE AMOUNT	MEASURED AMOUNT	UNITS	PERCNT RECVRY	METHOD	PREPARATION-ANALYSIS DATE	WORK ORDER #
Silver	50.0	49.8	ug/L	100	SW846 6010B	04/02-04/06/09	K9FTV1CE
			Dilution Factor: 1		Analysis Time..: 17:50	Analyst ID.....: 000079	
			Instrument ID..: I5				
Barium	2000	1810	ug/L	90	SW846 6010B	04/02-04/06/09	K9FTV1CF
			Dilution Factor: 1		Analysis Time..: 17:50	Analyst ID.....: 000079	
			Instrument ID..: I5				
Calcium	50000	45300	ug/L	91	SW846 6010B	04/02-04/06/09	K9FTV1CG
			Dilution Factor: 1		Analysis Time..: 17:50	Analyst ID.....: 000079	
			Instrument ID..: I5				
Cobalt	500	459	ug/L	92	SW846 6010B	04/02-04/06/09	K9FTV1CH
			Dilution Factor: 1		Analysis Time..: 17:50	Analyst ID.....: 000079	
			Instrument ID..: I5				
Chromium	200	180	ug/L	90	SW846 6010B	04/02-04/06/09	K9FTV1CJ
			Dilution Factor: 1		Analysis Time..: 17:50	Analyst ID.....: 000079	
			Instrument ID..: I5				
Copper	250	226	ug/L	90	SW846 6010B	04/02-04/06/09	K9FTV1CK
			Dilution Factor: 1		Analysis Time..: 17:50	Analyst ID.....: 000079	
			Instrument ID..: I5				
Potassium	50000	45100	ug/L	90	SW846 6010B	04/02-04/06/09	K9FTV1CL
			Dilution Factor: 1		Analysis Time..: 17:50	Analyst ID.....: 000079	
			Instrument ID..: I5				
Magnesium	50000	46000	ug/L	92	SW846 6010B	04/02-04/06/09	K9FTV1CM
			Dilution Factor: 1		Analysis Time..: 17:50	Analyst ID.....: 000079	
			Instrument ID..: I5				
Manganese	500	473	ug/L	95	SW846 6010B	04/02-04/06/09	K9FTV1CN
			Dilution Factor: 1		Analysis Time..: 17:50	Analyst ID.....: 000079	
			Instrument ID..: I5				
Sodium	50000	45900	ug/L	92	SW846 6010B	04/02-04/06/09	K9FTV1CP
			Dilution Factor: 1		Analysis Time..: 17:50	Analyst ID.....: 000079	
			Instrument ID..: I5				
Nickel	500	460	ug/L	92	SW846 6010B	04/02-04/06/09	K9FTV1CQ
			Dilution Factor: 1		Analysis Time..: 17:50	Analyst ID.....: 000079	
			Instrument ID..: I5				

(Continued on next page)

LABORATORY CONTROL SAMPLE DATA REPORT

TOTAL Metals

Client Lot #...: A9C310174 **Matrix.....:** WATER

PARAMETER	SPIKE AMOUNT	MEASURED AMOUNT	UNITS	PERCNT RECVRY	METHOD	PREPARATION-ANALYSIS DATE	WORK ORDER #
Vanadium	500	456	ug/L	91	SW846 6010B	04/02-04/06/09	K9FTV1CR
			Dilution Factor: 1		Analysis Time..: 17:50	Analyst ID.....: 000079	
			Instrument ID..: I5				
Mercury	5.0	5.6	ug/L	113	SW846 7470A	04/02-04/03/09	K9FTV1CT
			Dilution Factor: 1		Analysis Time..: 11:41	Analyst ID.....: 006531	
			Instrument ID..: H1				

NOTE(S):

Calculations are performed before rounding to avoid round-off errors in calculated results.

LABORATORY CONTROL SAMPLE EVALUATION REPORT

TCLP Metals

Client Lot #...: A9C310174 **Matrix.....:** WATER

PARAMETER	PERCENT RECOVERY	RECOVERY LIMITS	METHOD	PREPARATION-ANALYSIS DATE	WORK ORDER #
LCS Lot-Sample#: A9D020000-022 **Prep Batch #...:** 9092022					
Arsenic	96	(50 - 150)	SW846 6010B	04/02-04/06/09	K9FT11AK
		Dilution Factor: 1	Analysis Time..: 17:00	Analyst ID.....: 000079	
		Instrument ID..: I5			
Barium	100	(50 - 150)	SW846 6010B	04/02-04/06/09	K9FT11AL
		Dilution Factor: 1	Analysis Time..: 17:00	Analyst ID.....: 000079	
		Instrument ID..: I5			
Cadmium	103	(50 - 150)	SW846 6010B	04/02-04/06/09	K9FT11AM
		Dilution Factor: 1	Analysis Time..: 17:00	Analyst ID.....: 000079	
		Instrument ID..: I5			
Chromium	98	(50 - 150)	SW846 6010B	04/02-04/06/09	K9FT11AN
		Dilution Factor: 1	Analysis Time..: 17:00	Analyst ID.....: 000079	
		Instrument ID..: I5			
Lead	100	(50 - 150)	SW846 6010B	04/02-04/06/09	K9FT11AP
		Dilution Factor: 1	Analysis Time..: 17:00	Analyst ID.....: 000079	
		Instrument ID..: I5			
Selenium	96	(50 - 150)	SW846 6010B	04/02-04/06/09	K9FT11AQ
		Dilution Factor: 1	Analysis Time..: 17:00	Analyst ID.....: 000079	
		Instrument ID..: I5			
Silver	109	(50 - 150)	SW846 6010B	04/02-04/06/09	K9FT11AR
		Dilution Factor: 1	Analysis Time..: 17:00	Analyst ID.....: 000079	
		Instrument ID..: I5			
Mercury	111	(50 - 150)	SW846 7470A	04/02-04/03/09	K9FT11AT
		Dilution Factor: 1	Analysis Time..: 10:29	Analyst ID.....: 006531	
		Instrument ID..: H1			

NOTE(S):

Calculations are performed before rounding to avoid round-off errors in calculated results.

LABORATORY CONTROL SAMPLE DATA REPORT

TCLP Metals

Client Lot #...: A9C310174 **Matrix.....:** WATER

PARAMETER	SPIKE AMOUNT	MEASURED AMOUNT	UNITS	PERCNT RECVRY	METHOD	PREPARATION-ANALYSIS DATE	WORK ORDER #
LCS Lot-Sample#: A9D020000-022 **Prep Batch #...:** 9092022							
Arsenic	2.0	1.9	mg/L	96	SW846 6010B	04/02-04/06/09	K9FT11AK
			Dilution Factor: 1		Analysis Time..: 17:00	Analyst ID.....: 000079	
			Instrument ID..: I5				
Barium	2.0	2.0	mg/L	100	SW846 6010B	04/02-04/06/09	K9FT11AL
			Dilution Factor: 1		Analysis Time..: 17:00	Analyst ID.....: 000079	
			Instrument ID..: I5				
Cadmium	0.050	0.051	mg/L	103	SW846 6010B	04/02-04/06/09	K9FT11AM
			Dilution Factor: 1		Analysis Time..: 17:00	Analyst ID.....: 000079	
			Instrument ID..: I5				
Chromium	0.20	0.20	mg/L	98	SW846 6010B	04/02-04/06/09	K9FT11AN
			Dilution Factor: 1		Analysis Time..: 17:00	Analyst ID.....: 000079	
			Instrument ID..: I5				
Lead	0.50	0.50	mg/L	100	SW846 6010B	04/02-04/06/09	K9FT11AP
			Dilution Factor: 1		Analysis Time..: 17:00	Analyst ID.....: 000079	
			Instrument ID..: I5				
Selenium	2.0	1.9	mg/L	96	SW846 6010B	04/02-04/06/09	K9FT11AQ
			Dilution Factor: 1		Analysis Time..: 17:00	Analyst ID.....: 000079	
			Instrument ID..: I5				
Silver	0.050	0.055	mg/L	109	SW846 6010B	04/02-04/06/09	K9FT11AR
			Dilution Factor: 1		Analysis Time..: 17:00	Analyst ID.....: 000079	
			Instrument ID..: I5				
Mercury	0.0050	0.0056	mg/L	111	SW846 7470A	04/02-04/03/09	K9FT11AT
			Dilution Factor: 1		Analysis Time..: 10:29	Analyst ID.....: 006531	
			Instrument ID..: H1				

NOTE(S):

Calculations are performed before rounding to avoid round-off errors in calculated results.

LABORATORY CONTROL SAMPLE EVALUATION REPORT

TCLP Metals

Client Lot #...: A9C310174 **Matrix.....:** SOLID

PARAMETER	PERCENT RECOVERY	RECOVERY LIMITS	METHOD	PREPARATION-ANALYSIS DATE	WORK ORDER #
LCS Lot-Sample#: A9D020000-024 **Prep Batch #...:** 9092024					
Arsenic	94	(50 - 150)	SW846 6010B	04/02-04/06/09	K9FT51AK
		Dilution Factor: 1	Analysis Time..: 21:57	Analyst ID.....: 000079	
		Instrument ID..: I5			
Barium	96	(50 - 150)	SW846 6010B	04/02-04/06/09	K9FT51AL
		Dilution Factor: 1	Analysis Time..: 21:57	Analyst ID.....: 000079	
		Instrument ID..: I5			
Cadmium	102	(50 - 150)	SW846 6010B	04/02-04/06/09	K9FT51AM
		Dilution Factor: 1	Analysis Time..: 21:57	Analyst ID.....: 000079	
		Instrument ID..: I5			
Chromium	96	(50 - 150)	SW846 6010B	04/02-04/06/09	K9FT51AN
		Dilution Factor: 1	Analysis Time..: 21:57	Analyst ID.....: 000079	
		Instrument ID..: I5			
Lead	98	(50 - 150)	SW846 6010B	04/02-04/06/09	K9FT51AP
		Dilution Factor: 1	Analysis Time..: 21:57	Analyst ID.....: 000079	
		Instrument ID..: I5			
Selenium	94	(50 - 150)	SW846 6010B	04/02-04/06/09	K9FT51AQ
		Dilution Factor: 1	Analysis Time..: 21:57	Analyst ID.....: 000079	
		Instrument ID..: I5			
Silver	108	(50 - 150)	SW846 6010B	04/02-04/06/09	K9FT51AR
		Dilution Factor: 1	Analysis Time..: 21:57	Analyst ID.....: 000079	
		Instrument ID..: I5			
Mercury	110	(50 - 150)	SW846 7470A	04/02-04/03/09	K9FT51AT
		Dilution Factor: 1	Analysis Time..: 10:51	Analyst ID.....: 006531	
		Instrument ID..: H1			

NOTE(S):

Calculations are performed before rounding to avoid round-off errors in calculated results.

LABORATORY CONTROL SAMPLE DATA REPORT

TCLP Metals

Client Lot #...: A9C310174 **Matrix.....:** SOLID

PARAMETER	SPIKE AMOUNT	MEASURED AMOUNT	UNITS	PERCNT RECVRY	METHOD	PREPARATION-ANALYSIS DATE	WORK ORDER #
LCS Lot-Sample#: A9D020000-024 **Prep Batch #...:** 9092024							
Arsenic	2.0	1.9	mg/L	94	SW846 6010B	04/02-04/06/09	K9FT51AK
			Dilution Factor: 1		Analysis Time..: 21:57	Analyst ID.....: 000079	
			Instrument ID..: I5				
Barium	2.0	1.9	mg/L	96	SW846 6010B	04/02-04/06/09	K9FT51AL
			Dilution Factor: 1		Analysis Time..: 21:57	Analyst ID.....: 000079	
			Instrument ID..: I5				
Cadmium	0.050	0.051	mg/L	102	SW846 6010B	04/02-04/06/09	K9FT51AM
			Dilution Factor: 1		Analysis Time..: 21:57	Analyst ID.....: 000079	
			Instrument ID..: I5				
Chromium	0.20	0.19	mg/L	96	SW846 6010B	04/02-04/06/09	K9FT51AN
			Dilution Factor: 1		Analysis Time..: 21:57	Analyst ID.....: 000079	
			Instrument ID..: I5				
Lead	0.50	0.49	mg/L	98	SW846 6010B	04/02-04/06/09	K9FT51AP
			Dilution Factor: 1		Analysis Time..: 21:57	Analyst ID.....: 000079	
			Instrument ID..: I5				
Selenium	2.0	1.9	mg/L	94	SW846 6010B	04/02-04/06/09	K9FT51AQ
			Dilution Factor: 1		Analysis Time..: 21:57	Analyst ID.....: 000079	
			Instrument ID..: I5				
Silver	0.050	0.054	mg/L	108	SW846 6010B	04/02-04/06/09	K9FT51AR
			Dilution Factor: 1		Analysis Time..: 21:57	Analyst ID.....: 000079	
			Instrument ID..: I5				
Mercury	0.0050	0.0055	mg/L	110	SW846 7470A	04/02-04/03/09	K9FT51AT
			Dilution Factor: 1		Analysis Time..: 10:51	Analyst ID.....: 006531	
			Instrument ID..: H1				

NOTE(S):

Calculations are performed before rounding to avoid round-off errors in calculated results.

MATRIX SPIKE SAMPLE EVALUATION REPORT

TOTAL Metals

Client Lot #...: A9C310174 **Matrix.....:** SO
Date Sampled...: 03/27/09 10:05 **Date Received..:** 03/28/09

PARAMETER	PERCENT RECOVERY	RECOVERY LIMITS	METHOD	PREPARATION-ANALYSIS DATE	WORK ORDER #
MS Lot-Sample #: A9C310174-006 **Prep Batch #...:** 9091025					
Aluminum	NC,MSB	(75 - 125)	SW846 6010B	04/01-04/06/09	K9C7R1C8
		Dilution Factor: 1	Analysis Time..: 20:49	Instrument ID..: I5	
		Analyst ID.....: 000079			
Antimony	35 N	(75 - 125)	SW846 6010B	04/01-04/06/09	K9C7R1C4
		Dilution Factor: 1	Analysis Time..: 20:49	Instrument ID..: I5	
		Analyst ID.....: 000079			
Arsenic	82	(75 - 125)	SW846 6010B	04/01-04/06/09	K9C7R1CX
		Dilution Factor: 1	Analysis Time..: 20:49	Instrument ID..: I5	
		Analyst ID.....: 000079			
Barium	80	(75 - 125)	SW846 6010B	04/01-04/06/09	K9C7R1C9
		Dilution Factor: 1	Analysis Time..: 20:49	Instrument ID..: I5	
		Analyst ID.....: 000079			
Beryllium	85	(75 - 125)	SW846 6010B	04/01-04/06/09	K9C7R1DA
		Dilution Factor: 1	Analysis Time..: 20:49	Instrument ID..: I5	
		Analyst ID.....: 000079			
Cadmium	84	(75 - 125)	SW846 6010B	04/01-04/06/09	K9C7R1C0
		Dilution Factor: 1	Analysis Time..: 20:49	Instrument ID..: I5	
		Analyst ID.....: 000079			
Calcium	0 N	(75 - 125)	SW846 6010B	04/01-04/06/09	K9C7R1DC
		Dilution Factor: 1	Analysis Time..: 20:49	Instrument ID..: I5	
		Analyst ID.....: 000079			
Chromium	97	(75 - 125)	SW846 6010B	04/01-04/06/09	K9C7R1C2
		Dilution Factor: 1	Analysis Time..: 20:49	Instrument ID..: I5	
		Analyst ID.....: 000079			
Cobalt	86	(75 - 125)	SW846 6010B	04/01-04/06/09	K9C7R1C1
		Dilution Factor: 1	Analysis Time..: 20:49	Instrument ID..: I5	
		Analyst ID.....: 000079			
Copper	103	(75 - 125)	SW846 6010B	04/01-04/06/09	K9C7R1DD
		Dilution Factor: 1	Analysis Time..: 20:49	Instrument ID..: I5	
		Analyst ID.....: 000079			

(Continued on next page)

MATRIX SPIKE SAMPLE EVALUATION REPORT

TOTAL Metals

Client Lot #...: A9C310174 **Matrix.....:** SO
Date Sampled...: 03/27/09 10:05 **Date Received..:** 03/28/09

PARAMETER	PERCENT RECOVERY	RECOVERY LIMITS	METHOD	PREPARATION-ANALYSIS DATE	WORK ORDER #
Iron	NC,MSB	(75 - 125)	SW846 6010B	04/01-04/06/09	K9C7R1DE
		Dilution Factor: 1	Analysis Time..: 20:49	Instrument ID..: I5	
		Analyst ID.....: 000079			
Lead	85	(75 - 125)	SW846 6010B	04/01-04/06/09	K9C7R1C3
		Dilution Factor: 1	Analysis Time..: 20:49	Instrument ID..: I5	
		Analyst ID.....: 000079			
Magnesium	96	(75 - 125)	SW846 6010B	04/01-04/06/09	K9C7R1DG
		Dilution Factor: 1	Analysis Time..: 20:49	Instrument ID..: I5	
		Analyst ID.....: 000079			
Manganese	NC,MSB	(75 - 125)	SW846 6010B	04/01-04/06/09	K9C7R1DH
		Dilution Factor: 1	Analysis Time..: 20:49	Instrument ID..: I5	
		Analyst ID.....: 000079			
Nickel	87	(75 - 125)	SW846 6010B	04/01-04/06/09	K9C7R1DK
		Dilution Factor: 1	Analysis Time..: 20:49	Instrument ID..: I5	
		Analyst ID.....: 000079			
Potassium	101	(75 - 125)	SW846 6010B	04/01-04/06/09	K9C7R1DF
		Dilution Factor: 1	Analysis Time..: 20:49	Instrument ID..: I5	
		Analyst ID.....: 000079			
Selenium	79	(75 - 125)	SW846 6010B	04/01-04/06/09	K9C7R1C5
		Dilution Factor: 1	Analysis Time..: 20:49	Instrument ID..: I5	
		Analyst ID.....: 000079			
Silver	94	(75 - 125)	SW846 6010B	04/01-04/06/09	K9C7R1CW
		Dilution Factor: 1	Analysis Time..: 20:49	Instrument ID..: I5	
		Analyst ID.....: 000079			
Sodium	88	(75 - 125)	SW846 6010B	04/01-04/06/09	K9C7R1DJ
		Dilution Factor: 1	Analysis Time..: 20:49	Instrument ID..: I5	
		Analyst ID.....: 000079			
Thallium	87	(75 - 125)	SW846 6020	04/01-04/06/09	K9C7R1C7
		Dilution Factor: 1	Analysis Time..: 18:04	Instrument ID..: I8	
		Analyst ID.....: 002260			
Vanadium	87	(75 - 125)	SW846 6010B	04/01-04/06/09	K9C7R1C6
		Dilution Factor: 1	Analysis Time..: 20:49	Instrument ID..: I5	
		Analyst ID.....: 000079			

(Continued on next page)

MATRIX SPIKE SAMPLE EVALUATION REPORT

TOTAL Metals

Client Lot #...: A9C310174 **Matrix.....:** SO
Date Sampled...: 03/27/09 10:05 **Date Received..:** 03/28/09

PARAMETER	PERCENT RECOVERY	RECOVERY LIMITS	METHOD	PREPARATION-ANALYSIS DATE	WORK ORDER #
Zinc	99	(75 - 125)	SW846 6010B	04/01-04/06/09	K9C7R1DL

Dilution Factor: 1 Analysis Time..: 20:49 Instrument ID..: I5
Analyst ID.....: 000079

MS Lot-Sample #: A9C310174-006 **Prep Batch #...:** 9093085

Mercury	91	(80 - 120)	SW846 7471A	04/03-04/06/09	K9C7R1E4

Dilution Factor: 1 Analysis Time..: 14:33 Instrument ID..: H1
Analyst ID.....: 006531

NOTE(S):

Calculations are performed before rounding to avoid round-off errors in calculated results.

Results and reporting limits have been adjusted for dry weight.

NC The recovery and/or RPD were not calculated.

MSB The recovery and RPD may be outside control limits because the sample amount was greater than 4X the spike amount.

N Spiked analyte recovery is outside stated control limits.

MATRIX SPIKE SAMPLE DATA REPORT

TOTAL Metals

Client Lot #...: A9C310174 **Matrix.....:** SO
Date Sampled...: 03/27/09 10:05 **Date Received..:** 03/28/09

PARAMETER	SAMPLE AMOUNT	SPIKE AMT	MEASURED AMOUNT	UNITS	PERCENT RECOVERY	METHOD	PREPARATION-ANALYSIS DATE	WORK ORDER #
MS Lot-Sample #: A9C310174-006 **Prep Batch #...:** 9091025								
Aluminum	8240	227	11000	mg/kg		SW846 6010B	04/01-04/06/09	K9C7R1C8
			Qualifiers: NC,MSB					
			Dilution Factor: 1		Analysis Time..: 20:49		Instrument ID..: I5	
			Analyst ID.....: 000079					
Antimony	ND	56.8	19.8 N	mg/kg	35	SW846 6010B	04/01-04/06/09	K9C7R1C4
			Dilution Factor: 1		Analysis Time..: 20:49		Instrument ID..: I5	
			Analyst ID.....: 000079					
Arsenic	8.7	227	195	mg/kg	82	SW846 6010B	04/01-04/06/09	K9C7R1CX
			Dilution Factor: 1		Analysis Time..: 20:49		Instrument ID..: I5	
			Analyst ID.....: 000079					
Barium	55.7	227	237	mg/kg	80	SW846 6010B	04/01-04/06/09	K9C7R1C9
			Dilution Factor: 1		Analysis Time..: 20:49		Instrument ID..: I5	
			Analyst ID.....: 000079					
Beryllium	0.56	5.7	5.4	mg/kg	85	SW846 6010B	04/01-04/06/09	K9C7R1DA
			Dilution Factor: 1		Analysis Time..: 20:49		Instrument ID..: I5	
			Analyst ID.....: 000079					
Cadmium	0.084	5.7	4.9	mg/kg	84	SW846 6010B	04/01-04/06/09	K9C7R1C0
			Dilution Factor: 1		Analysis Time..: 20:49		Instrument ID..: I5	
			Analyst ID.....: 000079					
Calcium	18400	5680	18000 N	mg/kg	0	SW846 6010B	04/01-04/06/09	K9C7R1DC
			Dilution Factor: 1		Analysis Time..: 20:49		Instrument ID..: I5	
			Analyst ID.....: 000079					
Chromium	14.0	22.7	36.0	mg/kg	97	SW846 6010B	04/01-04/06/09	K9C7R1C2
			Dilution Factor: 1		Analysis Time..: 20:49		Instrument ID..: I5	
			Analyst ID.....: 000079					
Cobalt	8.3	56.8	57.0	mg/kg	86	SW846 6010B	04/01-04/06/09	K9C7R1C1
			Dilution Factor: 1		Analysis Time..: 20:49		Instrument ID..: I5	
			Analyst ID.....: 000079					
Copper	14.5	28.4	43.9	mg/kg	103	SW846 6010B	04/01-04/06/09	K9C7R1DD
			Dilution Factor: 1		Analysis Time..: 20:49		Instrument ID..: I5	
			Analyst ID.....: 000079					

(Continued on next page)

MATRIX SPIKE SAMPLE DATA REPORT

TOTAL Metals

Client Lot #...: A9C310174 **Matrix.....:** SO
Date Sampled...: 03/27/09 10:05 **Date Received..:** 03/28/09

PARAMETER	SAMPLE AMOUNT	SPIKE AMT	MEASURED AMOUNT	UNITS	PERCENT RECOVERY	METHOD	PREPARATION-ANALYSIS DATE	WORK ORDER #
Iron	36500	114	19900	mg/kg		SW846 6010B	04/01-04/06/09	K9C7R1DE
			Qualifiers: NC,MSB					
			Dilution Factor: 1		Analysis Time..: 20:49		Instrument ID..: I5	
			Analyst ID.....: 000079					
Lead	8.4	56.8	56.7	mg/kg	85	SW846 6010B	04/01-04/06/09	K9C7R1C3
			Dilution Factor: 1		Analysis Time..: 20:49		Instrument ID..: I5	
			Analyst ID.....: 000079					
Magnesium	4950	5680	10400	mg/kg	96	SW846 6010B	04/01-04/06/09	K9C7R1DG
			Dilution Factor: 1		Analysis Time..: 20:49		Instrument ID..: I5	
			Analyst ID.....: 000079					
Manganese	833	56.8	408	mg/kg		SW846 6010B	04/01-04/06/09	K9C7R1DH
			Qualifiers: NC,MSB					
			Dilution Factor: 1		Analysis Time..: 20:49		Instrument ID..: I5	
			Analyst ID.....: 000079					
Nickel	24.1	56.8	73.6	mg/kg	87	SW846 6010B	04/01-04/06/09	K9C7R1DK
			Dilution Factor: 1		Analysis Time..: 20:49		Instrument ID..: I5	
			Analyst ID.....: 000079					
Potassium	1530	5680	7260	mg/kg	101	SW846 6010B	04/01-04/06/09	K9C7R1DF
			Dilution Factor: 1		Analysis Time..: 20:49		Instrument ID..: I5	
			Analyst ID.....: 000079					
Selenium	ND	227	179	mg/kg	79	SW846 6010B	04/01-04/06/09	K9C7R1C5
			Dilution Factor: 1		Analysis Time..: 20:49		Instrument ID..: I5	
			Analyst ID.....: 000079					
Silver	ND	5.7	5.3	mg/kg	94	SW846 6010B	04/01-04/06/09	K9C7R1CW
			Dilution Factor: 1		Analysis Time..: 20:49		Instrument ID..: I5	
			Analyst ID.....: 000079					
Sodium	ND	5680	5010	mg/kg	88	SW846 6010B	04/01-04/06/09	K9C7R1DJ
			Dilution Factor: 1		Analysis Time..: 20:49		Instrument ID..: I5	
			Analyst ID.....: 000079					
Thallium	0.13	11.4	10.1	mg/kg	87	SW846 6020	04/01-04/06/09	K9C7R1C7
			Dilution Factor: 1		Analysis Time..: 18:04		Instrument ID..: I8	
			Analyst ID.....: 002260					

(Continued on next page)

MATRIX SPIKE SAMPLE DATA REPORT

TOTAL Metals

Client Lot #...: A9C310174 **Matrix.....:** SO
Date Sampled...: 03/27/09 10:05 **Date Received..:** 03/28/09

PARAMETER	SAMPLE AMOUNT	SPIKE AMT	MEASURED AMOUNT	UNITS	PERCENT RECOVERY	METHOD	PREPARATION-ANALYSIS DATE	WORK ORDER #
Vanadium	15.0	56.8	64.6	mg/kg	87	SW846 6010B	04/01-04/06/09	K9C7R1C6
			Dilution Factor: 1		Analysis Time..: 20:49		Instrument ID..: I5	
			Analyst ID.....: 000079					
Zinc	46.6	56.8	103	mg/kg	99	SW846 6010B	04/01-04/06/09	K9C7R1DL
			Dilution Factor: 1		Analysis Time..: 20:49		Instrument ID..: I5	
			Analyst ID.....: 000079					

MS Lot-Sample #: A9C310174-006 **Prep Batch #...:** 9093085

Mercury	0.017	0.19	0.19	mg/kg	91	SW846 7471A	04/03-04/06/09	K9C7R1E4
			Dilution Factor: 1		Analysis Time..: 14:33		Instrument ID..: H1	
			Analyst ID.....: 006531					

NOTE(S):

Calculations are performed before rounding to avoid round-off errors in calculated results.

Results and reporting limits have been adjusted for dry weight.

NC The recovery and/or RPD were not calculated.

MSB The recovery and RPD may be outside control limits because the sample amount was greater than 4X the spike amount.

N Spiked analyte recovery is outside stated control limits.

MATRIX SPIKE SAMPLE EVALUATION REPORT

TOTAL Metals

Client Lot #...: A9C310174 **Matrix.....:** WG
Date Sampled...: 03/16/09 18:23 **Date Received..:** 03/28/09

PARAMETER	PERCENT RECOVERY	RECOVERY LIMITS	METHOD	PREPARATION-ANALYSIS DATE	WORK ORDER #
MS Lot-Sample #: A9C310174-001 **Prep Batch #...:** 9092020					
Aluminum	98	(75 - 125)	SW846 6020	04/02-04/06/09	K9C6G1A3
		Dilution Factor: 1	Analysis Time..: 20:58	Instrument ID..: I8	
		Analyst ID.....: 002260			
Antimony	100	(75 - 125)	SW846 6020	04/02-04/06/09	K9C6G1A4
		Dilution Factor: 1	Analysis Time..: 20:58	Instrument ID..: I8	
		Analyst ID.....: 002260			
Arsenic	93	(75 - 125)	SW846 6010B	04/02-04/06/09	K9C6G1CA
		Dilution Factor: 1	Analysis Time..: 17:56	Instrument ID..: I5	
		Analyst ID.....: 000079			
Barium	97	(75 - 125)	SW846 6010B	04/02-04/06/09	K9C6G1CF
		Dilution Factor: 1	Analysis Time..: 17:56	Instrument ID..: I5	
		Analyst ID.....: 000079			
Beryllium	103	(75 - 125)	SW846 6020	04/02-04/06/09	K9C6G1A5
		Dilution Factor: 1	Analysis Time..: 20:58	Instrument ID..: I8	
		Analyst ID.....: 002260			
Cadmium	104	(75 - 125)	SW846 6020	04/02-04/06/09	K9C6G1A6
		Dilution Factor: 1	Analysis Time..: 20:58	Instrument ID..: I8	
		Analyst ID.....: 002260			
Calcium	88	(75 - 125)	SW846 6010B	04/02-04/06/09	K9C6G1CG
		Dilution Factor: 1	Analysis Time..: 17:56	Instrument ID..: I5	
		Analyst ID.....: 000079			
Chromium	96	(75 - 125)	SW846 6010B	04/02-04/06/09	K9C6G1CJ
		Dilution Factor: 1	Analysis Time..: 17:56	Instrument ID..: I5	
		Analyst ID.....: 000079			
Cobalt	97	(75 - 125)	SW846 6010B	04/02-04/06/09	K9C6G1CH
		Dilution Factor: 1	Analysis Time..: 17:56	Instrument ID..: I5	
		Analyst ID.....: 000079			
Copper	96	(75 - 125)	SW846 6010B	04/02-04/06/09	K9C6G1CK
		Dilution Factor: 1	Analysis Time..: 17:56	Instrument ID..: I5	
		Analyst ID.....: 000079			

(Continued on next page)

MATRIX SPIKE SAMPLE EVALUATION REPORT

TOTAL Metals

Client Lot #...: A9C310174 **Matrix.....:** WG
Date Sampled...: 03/16/09 18:23 **Date Received..:** 03/28/09

PARAMETER	PERCENT RECOVERY	RECOVERY LIMITS	METHOD	PREPARATION-ANALYSIS DATE	WORK ORDER #
Iron	100	(75 - 125)	SW846 6020	04/02-04/06/09	K9C6G1A7
		Dilution Factor: 1	Analysis Time..: 20:58	Instrument ID..: I8	
		Analyst ID.....: 002260			
Lead	94	(75 - 125)	SW846 6010B	04/02-04/06/09	K9C6G1CC
		Dilution Factor: 1	Analysis Time..: 17:56	Instrument ID..: I5	
		Analyst ID.....: 000079			
Magnesium	94	(75 - 125)	SW846 6010B	04/02-04/06/09	K9C6G1CM
		Dilution Factor: 1	Analysis Time..: 17:56	Instrument ID..: I5	
		Analyst ID.....: 000079			
Manganese	NC,MSB	(75 - 125)	SW846 6010B	04/02-04/06/09	K9C6G1CN
		Dilution Factor: 1	Analysis Time..: 17:56	Instrument ID..: I5	
		Analyst ID.....: 000079			
Mercury	93	(80 - 120)	SW846 7470A	04/02-04/03/09	K9C6G1CT
		Dilution Factor: 1	Analysis Time..: 11:42	Instrument ID..: H1	
		Analyst ID.....: 006531			
Nickel	95	(75 - 125)	SW846 6010B	04/02-04/06/09	K9C6G1CQ
		Dilution Factor: 1	Analysis Time..: 17:56	Instrument ID..: I5	
		Analyst ID.....: 000079			
Potassium	99	(75 - 125)	SW846 6010B	04/02-04/06/09	K9C6G1CL
		Dilution Factor: 1	Analysis Time..: 17:56	Instrument ID..: I5	
		Analyst ID.....: 000079			
Selenium	92	(75 - 125)	SW846 6010B	04/02-04/06/09	K9C6G1CD
		Dilution Factor: 1	Analysis Time..: 17:56	Instrument ID..: I5	
		Analyst ID.....: 000079			
Silver	107	(75 - 125)	SW846 6010B	04/02-04/06/09	K9C6G1CE
		Dilution Factor: 1	Analysis Time..: 17:56	Instrument ID..: I5	
		Analyst ID.....: 000079			
Sodium	96	(75 - 125)	SW846 6010B	04/02-04/06/09	K9C6G1CP
		Dilution Factor: 1	Analysis Time..: 17:56	Instrument ID..: I5	
		Analyst ID.....: 000079			
Thallium	96	(75 - 125)	SW846 6020	04/02-04/06/09	K9C6G1A8
		Dilution Factor: 1	Analysis Time..: 20:58	Instrument ID..: I8	
		Analyst ID.....: 002260			

(Continued on next page)

MATRIX SPIKE SAMPLE EVALUATION REPORT

TOTAL Metals

Client Lot #...: A9C310174 **Matrix.....:** WG
Date Sampled...: 03/16/09 18:23 **Date Received..:** 03/28/09

PARAMETER	PERCENT RECOVERY	RECOVERY LIMITS	METHOD	PREPARATION-ANALYSIS DATE	WORK ORDER #
Vanadium	97	(75 - 125)	SW846 6010B	04/02-04/06/09	K9C6G1CR
		Dilution Factor: 1	Analysis Time..: 17:56	Instrument ID..: I5	
		Analyst ID.....: 000079			
Zinc	100	(75 - 125)	SW846 6020	04/02-04/06/09	K9C6G1A9
		Dilution Factor: 1	Analysis Time..: 20:58	Instrument ID..: I8	
		Analyst ID.....: 002260			

NOTE(S):

Calculations are performed before rounding to avoid round-off errors in calculated results.

NC The recovery and/or RPD were not calculated.

MSB The recovery and RPD may be outside control limits because the sample amount was greater than 4X the spike amount.

MATRIX SPIKE SAMPLE DATA REPORT

TOTAL Metals

Client Lot #...: A9C310174 **Matrix.....:** WG
Date Sampled...: 03/16/09 18:23 **Date Received..:** 03/28/09

PARAMETER	SAMPLE AMOUNT	SPIKE AMT	MEASURED AMOUNT	UNITS	PERCENT RECOVERY	METHOD	PREPARATION-ANALYSIS DATE	WORK ORDER #
MS Lot-Sample #: A9C310174-001 **Prep Batch #...:** 9092020								
Aluminum	ND	10000	9800	ug/L	98	SW846 6020	04/02-04/06/09	K9C6G1A3
			Dilution Factor: 1		Analysis Time..: 20:58		Instrument ID..: I8	
			Analyst ID.....: 002260					
Antimony	16.2	100	116	ug/L	100	SW846 6020	04/02-04/06/09	K9C6G1A4
			Dilution Factor: 1		Analysis Time..: 20:58		Instrument ID..: I8	
			Analyst ID.....: 002260					
Arsenic	71.0	2000	1940	ug/L	93	SW846 6010B	04/02-04/06/09	K9C6G1CA
			Dilution Factor: 1		Analysis Time..: 17:56		Instrument ID..: I5	
			Analyst ID.....: 000079					
Barium	43.6	2000	1990	ug/L	97	SW846 6010B	04/02-04/06/09	K9C6G1CF
			Dilution Factor: 1		Analysis Time..: 17:56		Instrument ID..: I5	
			Analyst ID.....: 000079					
Beryllium	ND	100	103	ug/L	103	SW846 6020	04/02-04/06/09	K9C6G1A5
			Dilution Factor: 1		Analysis Time..: 20:58		Instrument ID..: I8	
			Analyst ID.....: 002260					
Cadmium	ND	100	104	ug/L	104	SW846 6020	04/02-04/06/09	K9C6G1A6
			Dilution Factor: 1		Analysis Time..: 20:58		Instrument ID..: I8	
			Analyst ID.....: 002260					
Calcium	69200	50000	113000	ug/L	88	SW846 6010B	04/02-04/06/09	K9C6G1CG
			Dilution Factor: 1		Analysis Time..: 17:56		Instrument ID..: I5	
			Analyst ID.....: 000079					
Chromium	ND	200	191	ug/L	96	SW846 6010B	04/02-04/06/09	K9C6G1CJ
			Dilution Factor: 1		Analysis Time..: 17:56		Instrument ID..: I5	
			Analyst ID.....: 000079					
Cobalt	75.9	500	561	ug/L	97	SW846 6010B	04/02-04/06/09	K9C6G1CH
			Dilution Factor: 1		Analysis Time..: 17:56		Instrument ID..: I5	
			Analyst ID.....: 000079					
Copper	ND	250	241	ug/L	96	SW846 6010B	04/02-04/06/09	K9C6G1CK
			Dilution Factor: 1		Analysis Time..: 17:56		Instrument ID..: I5	
			Analyst ID.....: 000079					

(Continued on next page)

MATRIX SPIKE SAMPLE DATA REPORT

TOTAL Metals

Client Lot #...: A9C310174 **Matrix.....:** WG
Date Sampled...: 03/16/09 18:23 **Date Received..:** 03/28/09

PARAMETER	SAMPLE AMOUNT	SPIKE AMT	MEASURED AMOUNT	UNITS	PERCENT RECOVERY	METHOD	PREPARATION-ANALYSIS DATE	WORK ORDER #
Iron	1180	10000	11100	ug/L	100	SW846 6020	04/02-04/06/09	K9C6G1A7
			Dilution Factor: 1		Analysis Time..: 20:58		Instrument ID..: I8	
			Analyst ID.....: 002260					
Lead	ND	500	470	ug/L	94	SW846 6010B	04/02-04/06/09	K9C6G1CC
			Dilution Factor: 1		Analysis Time..: 17:56		Instrument ID..: I5	
			Analyst ID.....: 000079					
Magnesium	58400	50000	105000	ug/L	94	SW846 6010B	04/02-04/06/09	K9C6G1CM
			Dilution Factor: 1		Analysis Time..: 17:56		Instrument ID..: I5	
			Analyst ID.....: 000079					
Manganese	3220	500	3560	ug/L		SW846 6010B	04/02-04/06/09	K9C6G1CN
			Qualifiers: NC,MSB					
			Dilution Factor: 1		Analysis Time..: 17:56		Instrument ID..: I5	
			Analyst ID.....: 000079					
Mercury	ND	1.0	0.93	ug/L	93	SW846 7470A	04/02-04/03/09	K9C6G1CT
			Dilution Factor: 1		Analysis Time..: 11:42		Instrument ID..: H1	
			Analyst ID.....: 006531					
Nickel	280	500	757	ug/L	95	SW846 6010B	04/02-04/06/09	K9C6G1CQ
			Dilution Factor: 1		Analysis Time..: 17:56		Instrument ID..: I5	
			Analyst ID.....: 000079					
Potassium	8550	50000	57800	ug/L	99	SW846 6010B	04/02-04/06/09	K9C6G1CL
			Dilution Factor: 1		Analysis Time..: 17:56		Instrument ID..: I5	
			Analyst ID.....: 000079					
Selenium	ND	2000	1850	ug/L	92	SW846 6010B	04/02-04/06/09	K9C6G1CD
			Dilution Factor: 1		Analysis Time..: 17:56		Instrument ID..: I5	
			Analyst ID.....: 000079					
Silver	ND	50.0	53.3	ug/L	107	SW846 6010B	04/02-04/06/09	K9C6G1CE
			Dilution Factor: 1		Analysis Time..: 17:56		Instrument ID..: I5	
			Analyst ID.....: 000079					
Sodium	10400	50000	58300	ug/L	96	SW846 6010B	04/02-04/06/09	K9C6G1CP
			Dilution Factor: 1		Analysis Time..: 17:56		Instrument ID..: I5	
			Analyst ID.....: 000079					
Thallium	ND	100	95.6	ug/L	96	SW846 6020	04/02-04/06/09	K9C6G1A8
			Dilution Factor: 1		Analysis Time..: 20:58		Instrument ID..: I8	
			Analyst ID.....: 002260					

(Continued on next page)

MATRIX SPIKE SAMPLE DATA REPORT

TOTAL Metals

Client Lot #...: A9C310174 **Matrix.....:** WG
Date Sampled...: 03/16/09 18:23 **Date Received..:** 03/28/09

PARAMETER	SAMPLE AMOUNT	SPIKE AMT	MEASURED AMOUNT	UNITS	PERCENT RECOVERY	METHOD	PREPARATION-ANALYSIS DATE	WORK ORDER #
Vanadium	ND	500	486	ug/L	97	SW846 6010B	04/02-04/06/09	K9C6G1CR
			Dilution Factor: 1		Analysis Time..: 17:56		Instrument ID..: I5	
			Analyst ID.....: 000079					
Zinc	36.6	100	136	ug/L	100	SW846 6020	04/02-04/06/09	K9C6G1A9
			Dilution Factor: 1		Analysis Time..: 20:58		Instrument ID..: I8	
			Analyst ID.....: 002260					

NOTE(S):

Calculations are performed before rounding to avoid round-off errors in calculated results.

NC The recovery and/or RPD were not calculated.

MSB The recovery and RPD may be outside control limits because the sample amount was greater than 4X the spike amount.

MATRIX SPIKE SAMPLE EVALUATION REPORT

TCLP Metals

Client Lot #...: A9C310174 **Matrix.....:** WG
Date Sampled...: 03/27/09 11:40 **Date Received..:** 03/28/09

PARAMETER	PERCENT RECOVERY	RECOVERY LIMITS	METHOD	PREPARATION-ANALYSIS DATE	WORK ORDER #
MS Lot-Sample #: A9C310174-002 **Prep Batch #...:** 9092022					
Arsenic	103	(50 - 150)	SW846 6010B	04/02-04/06/09	K9C691CV
		Dilution Factor: 5	Analysis Time..: 17:05	Instrument ID..: I5	
		Analyst ID.....: 000079			
Barium	105	(50 - 150)	SW846 6010B	04/02-04/06/09	K9C691CW
		Dilution Factor: 5	Analysis Time..: 17:05	Instrument ID..: I5	
		Analyst ID.....: 000079			
Cadmium	111	(50 - 150)	SW846 6010B	04/02-04/06/09	K9C691CX
		Dilution Factor: 5	Analysis Time..: 17:05	Instrument ID..: I5	
		Analyst ID.....: 000079			
Chromium	107	(50 - 150)	SW846 6010B	04/02-04/06/09	K9C691C0
		Dilution Factor: 5	Analysis Time..: 17:05	Instrument ID..: I5	
		Analyst ID.....: 000079			
Lead	107	(50 - 150)	SW846 6010B	04/02-04/06/09	K9C691C1
		Dilution Factor: 5	Analysis Time..: 17:05	Instrument ID..: I5	
		Analyst ID.....: 000079			
Selenium	101	(50 - 150)	SW846 6010B	04/02-04/06/09	K9C691C2
		Dilution Factor: 5	Analysis Time..: 17:05	Instrument ID..: I5	
		Analyst ID.....: 000079			
Silver	108	(50 - 150)	SW846 6010B	04/02-04/06/09	K9C691C3
		Dilution Factor: 5	Analysis Time..: 17:05	Instrument ID..: I5	
		Analyst ID.....: 000079			
Mercury	103	(50 - 150)	SW846 7470A	04/02-04/03/09	K9C691C4
		Dilution Factor: 1	Analysis Time..: 10:30	Instrument ID..: H1	
		Analyst ID.....: 006531			

NOTE(S):

Calculations are performed before rounding to avoid round-off errors in calculated results.

MATRIX SPIKE SAMPLE DATA REPORT

TCLP Metals

Client Lot #...: A9C310174 **Matrix.....:** WG
Date Sampled...: 03/27/09 11:40 **Date Received..:** 03/28/09

PARAMETER	SAMPLE AMOUNT	SPIKE AMT	MEASURED AMOUNT	UNITS	PERCENT RECOVERY	METHOD	PREPARATION-ANALYSIS DATE	WORK ORDER #
MS Lot-Sample #: A9C310174-002 **Prep Batch #...:** 9092022								
Arsenic	ND	5.0	5.2	mg/L	103	SW846 6010B	04/02-04/06/09	K9C691CV
			Dilution Factor: 5		Analysis Time..: 17:05		Instrument ID..: I5	
			Analyst ID.....: 000079					
Barium	0.028	50.0	52.7	mg/L	105	SW846 6010B	04/02-04/06/09	K9C691CW
			Dilution Factor: 5		Analysis Time..: 17:05		Instrument ID..: I5	
			Analyst ID.....: 000079					
Cadmium	ND	1.0	1.1	mg/L	111	SW846 6010B	04/02-04/06/09	K9C691CX
			Dilution Factor: 5		Analysis Time..: 17:05		Instrument ID..: I5	
			Analyst ID.....: 000079					
Chromium	ND	5.0	5.3	mg/L	107	SW846 6010B	04/02-04/06/09	K9C691C0
			Dilution Factor: 5		Analysis Time..: 17:05		Instrument ID..: I5	
			Analyst ID.....: 000079					
Lead	ND	5.0	5.4	mg/L	107	SW846 6010B	04/02-04/06/09	K9C691C1
			Dilution Factor: 5		Analysis Time..: 17:05		Instrument ID..: I5	
			Analyst ID.....: 000079					
Selenium	0.0053	1.0	1.0	mg/L	101	SW846 6010B	04/02-04/06/09	K9C691C2
			Dilution Factor: 5		Analysis Time..: 17:05		Instrument ID..: I5	
			Analyst ID.....: 000079					
Silver	ND	1.0	1.1	mg/L	108	SW846 6010B	04/02-04/06/09	K9C691C3
			Dilution Factor: 5		Analysis Time..: 17:05		Instrument ID..: I5	
			Analyst ID.....: 000079					
Mercury	ND	0.005	0.0051	mg/L	103	SW846 7470A	04/02-04/03/09	K9C691C4
			Dilution Factor: 1		Analysis Time..: 10:30		Instrument ID..: H1	
			Analyst ID.....: 006531					

NOTE(S):

Calculations are performed before rounding to avoid round-off errors in calculated results.

MATRIX SPIKE SAMPLE EVALUATION REPORT

TCLP Metals

Client Lot #...: A9C310174 **Matrix.....:** SO
Date Sampled...: 03/27/09 10:05 **Date Received..:** 03/28/09

PARAMETER	PERCENT RECOVERY	RECOVERY LIMITS	METHOD	PREPARATION-ANALYSIS DATE	WORK ORDER #
MS Lot-Sample #: A9C310174-006 **Prep Batch #...:** 9092024					
Arsenic	93	(50 - 150)	SW846 6010B	04/02-04/06/09	K9C7R1EH
		Dilution Factor: 5	Analysis Time..: 22:02	Instrument ID..: I5	
		Analyst ID.....: 000079			
Barium	94	(50 - 150)	SW846 6010B	04/02-04/06/09	K9C7R1EJ
		Dilution Factor: 5	Analysis Time..: 22:02	Instrument ID..: I5	
		Analyst ID.....: 000079			
Cadmium	103	(50 - 150)	SW846 6010B	04/02-04/06/09	K9C7R1EK
		Dilution Factor: 5	Analysis Time..: 22:02	Instrument ID..: I5	
		Analyst ID.....: 000079			
Chromium	95	(50 - 150)	SW846 6010B	04/02-04/06/09	K9C7R1EL
		Dilution Factor: 5	Analysis Time..: 22:02	Instrument ID..: I5	
		Analyst ID.....: 000079			
Lead	98	(50 - 150)	SW846 6010B	04/02-04/06/09	K9C7R1EM
		Dilution Factor: 5	Analysis Time..: 22:02	Instrument ID..: I5	
		Analyst ID.....: 000079			
Selenium	94	(50 - 150)	SW846 6010B	04/02-04/06/09	K9C7R1EN
		Dilution Factor: 5	Analysis Time..: 22:02	Instrument ID..: I5	
		Analyst ID.....: 000079			
Silver	103	(50 - 150)	SW846 6010B	04/02-04/06/09	K9C7R1EP
		Dilution Factor: 5	Analysis Time..: 22:02	Instrument ID..: I5	
		Analyst ID.....: 000079			
Mercury	111	(50 - 150)	SW846 7470A	04/02-04/03/09	K9C7R1EQ
		Dilution Factor: 1	Analysis Time..: 10:53	Instrument ID..: H1	
		Analyst ID.....: 006531			

NOTE(S):

Calculations are performed before rounding to avoid round-off errors in calculated results.

MATRIX SPIKE SAMPLE DATA REPORT

TCLP Metals

Client Lot #...: A9C310174 **Matrix.....:** SO
Date Sampled...: 03/27/09 10:05 **Date Received..:** 03/28/09

PARAMETER	SAMPLE AMOUNT	SPIKE AMT	MEASURED AMOUNT	UNITS	PERCENT RECOVERY	METHOD	PREPARATION-ANALYSIS DATE	WORK ORDER #
MS Lot-Sample #: A9C310174-006 **Prep Batch #...:** 9092024								
Arsenic	ND	5.0	4.7	mg/L	93	SW846 6010B	04/02-04/06/09	K9C7R1EH
			Dilution Factor: 5		Analysis Time..: 22:02		Instrument ID..: I5	
			Analyst ID.....: 000079					
Barium	0.49	50.0	47.7	mg/L	94	SW846 6010B	04/02-04/06/09	K9C7R1EJ
			Dilution Factor: 5		Analysis Time..: 22:02		Instrument ID..: I5	
			Analyst ID.....: 000079					
Cadmium	0.0007	1.0	1.0	mg/L	103	SW846 6010B	04/02-04/06/09	K9C7R1EK
			Dilution Factor: 5		Analysis Time..: 22:02		Instrument ID..: I5	
			Analyst ID.....: 000079					
Chromium	ND	5.0	4.7	mg/L	95	SW846 6010B	04/02-04/06/09	K9C7R1EL
			Dilution Factor: 5		Analysis Time..: 22:02		Instrument ID..: I5	
			Analyst ID.....: 000079					
Lead	ND	5.0	4.9	mg/L	98	SW846 6010B	04/02-04/06/09	K9C7R1EM
			Dilution Factor: 5		Analysis Time..: 22:02		Instrument ID..: I5	
			Analyst ID.....: 000079					
Selenium	ND	1.0	0.94	mg/L	94	SW846 6010B	04/02-04/06/09	K9C7R1EN
			Dilution Factor: 5		Analysis Time..: 22:02		Instrument ID..: I5	
			Analyst ID.....: 000079					
Silver	ND	1.0	1.0	mg/L	103	SW846 6010B	04/02-04/06/09	K9C7R1EP
			Dilution Factor: 5		Analysis Time..: 22:02		Instrument ID..: I5	
			Analyst ID.....: 000079					
Mercury	ND	0.005	0.0055	mg/L	111	SW846 7470A	04/02-04/03/09	K9C7R1EQ
			Dilution Factor: 1		Analysis Time..: 10:53		Instrument ID..: H1	
			Analyst ID.....: 006531					

NOTE(S):

Calculations are performed before rounding to avoid round-off errors in calculated results.

SAMPLE DUPLICATE EVALUATION REPORT

Metals

Client Lot #...: A9C310174 **Work Order #...:** K9C7R-SMP K9C7R-DUP **Matrix.....:** SO
Date Sampled...: 03/27/09 10:05 **Date Received..:** 03/28/09
% Moisture.....: 12

PARAM	RESULT	DUPLICATE RESULT	UNITS	RPD	RPD LIMIT	METHOD	PREPARATION-ANALYSIS DATE	PREP BATCH #
Silver						SD Lot-Sample #: A9C310174-006		
	ND	ND	mg/kg	0	(0-20)	SW846 6010B	04/01-04/06/09	9091025
		Dilution Factor: 1				Analysis Time..: 20:49	Analyst ID.....: 000079	
		Instrument ID..: I5						
Aluminum						SD Lot-Sample #: A9C310174-006		
	8240	9190	mg/kg	11	(0-20)	SW846 6010B	04/01-04/06/09	9091025
		Dilution Factor: 1				Analysis Time..: 20:49	Analyst ID.....: 000079	
		Instrument ID..: I5						
Arsenic						SD Lot-Sample #: A9C310174-006		
	8.7	8.9	mg/kg	2.8	(0-20)	SW846 6010B	04/01-04/06/09	9091025
		Dilution Factor: 1				Analysis Time..: 20:49	Analyst ID.....: 000079	
		Instrument ID..: I5						
Barium						SD Lot-Sample #: A9C310174-006		
	55.7 J	63.3	mg/kg	13	(0-20)	SW846 6010B	04/01-04/06/09	9091025
		Dilution Factor: 1				Analysis Time..: 20:49	Analyst ID.....: 000079	
		Instrument ID..: I5						
Beryllium						SD Lot-Sample #: A9C310174-006		
	0.56	0.58	mg/kg	3.5	(0-20)	SW846 6010B	04/01-04/06/09	9091025
		Dilution Factor: 1				Analysis Time..: 20:49	Analyst ID.....: 000079	
		Instrument ID..: I5						
Calcium						SD Lot-Sample #: A9C310174-006		
	18400 J	19900	mg/kg	7.6	(0-20)	SW846 6010B	04/01-04/06/09	9091025
		Dilution Factor: 1				Analysis Time..: 20:49	Analyst ID.....: 000079	
		Instrument ID..: I5						
Cadmium						SD Lot-Sample #: A9C310174-006		
	0.084 B	0.066 B	mg/kg	24	(0-20)	SW846 6010B	04/01-04/06/09	9091025
		Dilution Factor: 1				Analysis Time..: 20:49	Analyst ID.....: 000079	
		Instrument ID..: I5						
Cobalt						SD Lot-Sample #: A9C310174-006		
	8.3	10.0	mg/kg	19	(0-20)	SW846 6010B	04/01-04/06/09	9091025
		Dilution Factor: 1				Analysis Time..: 20:49	Analyst ID.....: 000079	
		Instrument ID..: I5						
Chromium						SD Lot-Sample #: A9C310174-006		
	14.0	14.2	mg/kg	1.3	(0-20)	SW846 6010B	04/01-04/06/09	9091025
		Dilution Factor: 1				Analysis Time..: 20:49	Analyst ID.....: 000079	
		Instrument ID..: I5						

(Continued on next page)

SAMPLE DUPLICATE EVALUATION REPORT

Metals

Lot-Sample #...: A9C310174-000 **Work Order #...:** K9C7R-SMP K9C7R-DUP **Matrix.....:** SO

PARAM	RESULT	DUPLICATE RESULT	UNITS	RPD	RPD LIMIT	METHOD	PREPARATION-ANALYSIS DATE	PREP BATCH #
Copper						SD Lot-Sample #: A9C310174-006		
	14.5	17.1	mg/kg	17	(0-20)	SW846 6010B	04/01-04/06/09	9091025
		Dilution Factor: 1				Analysis Time..: 20:49	Analyst ID.....: 000079	
		Instrument ID..: I5						
Iron						SD Lot-Sample #: A9C310174-006		
	36500	19100	mg/kg	63	(0-20)	SW846 6010B	04/01-04/06/09	9091025
		Dilution Factor: 1				Analysis Time..: 20:49	Analyst ID.....: 000079	
		Instrument ID..: I5						
Potassium						SD Lot-Sample #: A9C310174-006		
	1530 J	1440	mg/kg	6.1	(0-20)	SW846 6010B	04/01-04/06/09	9091025
		Dilution Factor: 1				Analysis Time..: 20:49	Analyst ID.....: 000079	
		Instrument ID..: I5						
Magnesium						SD Lot-Sample #: A9C310174-006		
	4950	5110	mg/kg	3.2	(0-20)	SW846 6010B	04/01-04/06/09	9091025
		Dilution Factor: 1				Analysis Time..: 20:49	Analyst ID.....: 000079	
		Instrument ID..: I5						
Manganese						SD Lot-Sample #: A9C310174-006		
	833 J	395	mg/kg	71	(0-20)	SW846 6010B	04/01-04/06/09	9091025
		Dilution Factor: 1				Analysis Time..: 20:49	Analyst ID.....: 000079	
		Instrument ID..: I5						
Sodium						SD Lot-Sample #: A9C310174-006		
	ND	ND	mg/kg	0	(0-20)	SW846 6010B	04/01-04/06/09	9091025
		Dilution Factor: 1				Analysis Time..: 20:49	Analyst ID.....: 000079	
		Instrument ID..: I5						
Nickel						SD Lot-Sample #: A9C310174-006		
	24.1	23.2	mg/kg	4.0	(0-20)	SW846 6010B	04/01-04/06/09	9091025
		Dilution Factor: 1				Analysis Time..: 20:49	Analyst ID.....: 000079	
		Instrument ID..: I5						
Lead						SD Lot-Sample #: A9C310174-006		
	8.4	10.4	mg/kg	22	(0-20)	SW846 6010B	04/01-04/06/09	9091025
		Dilution Factor: 1				Analysis Time..: 20:49	Analyst ID.....: 000079	
		Instrument ID..: I5						
Antimony						SD Lot-Sample #: A9C310174-006		
	ND	ND	mg/kg	0	(0-20)	SW846 6010B	04/01-04/06/09	9091025
		Dilution Factor: 1				Analysis Time..: 20:49	Analyst ID.....: 000079	
		Instrument ID..: I5						

(Continued on next page)

SAMPLE DUPLICATE EVALUATION REPORT

Metals

Lot-Sample #...: A9C310174-000 **Work Order #...:** K9C7R-SMP K9C7R-DUP **Matrix.....:** SO

PARAM	RESULT	DUPLICATE RESULT	UNITS	RPD	RPD LIMIT	METHOD	PREPARATION-ANALYSIS DATE	PREP BATCH #
Selenium						SD Lot-Sample #: A9C310174-006		
	ND	0.68	mg/kg	200	(0-20)	SW846 6010B	04/01-04/06/09	9091025
		Dilution Factor: 1				Analysis Time..: 20:49	Analyst ID.....: 000079	
		Instrument ID..: I5						
Thallium						SD Lot-Sample #: A9C310174-006		
	0.13	0.13	mg/kg	2.4	(0-20)	SW846 6020	04/01-04/06/09	9091025
		Dilution Factor: 1				Analysis Time..: 18:04	Analyst ID.....: 002260	
		Instrument ID..: I8						
Vanadium						SD Lot-Sample #: A9C310174-006		
	15.0	15.7	mg/kg	4.5	(0-20)	SW846 6010B	04/01-04/06/09	9091025
		Dilution Factor: 1				Analysis Time..: 20:49	Analyst ID.....: 000079	
		Instrument ID..: I5						
Zinc						SD Lot-Sample #: A9C310174-006		
	46.6	49.8	mg/kg	6.7	(0-20)	SW846 6010B	04/01-04/06/09	9091025
		Dilution Factor: 1				Analysis Time..: 20:49	Analyst ID.....: 000079	
		Instrument ID..: I5						
Mercury						SD Lot-Sample #: A9C310174-006		
	0.017 B	ND	mg/kg	200	(0-20)	SW846 7471A	04/03-04/06/09	9093085
		Dilution Factor: 1				Analysis Time..: 14:33	Analyst ID.....: 006531	
		Instrument ID..: H1						

NOTE(S):

Calculations are performed before rounding to avoid round-off errors in calculated results.

Results and reporting limits have been adjusted for dry weight.

J Method blank contamination. The associated method blank contains the target analyte at a reportable level.

B Estimated result. Result is less than RL.

SAMPLE DUPLICATE EVALUATION REPORT

Metals

Client Lot #...: A9C310174 **Work Order #...:** K9C6G-SMP K9C6G-DUP **Matrix.....:** WG

Date Sampled...: 03/16/09 18:23 **Date Received..:** 03/28/09

PARAM	RESULT	DUPLICATE RESULT	UNITS	RPD	RPD LIMIT	METHOD	PREPARATION-ANALYSIS DATE	PREP BATCH #
Silver						SD Lot-Sample #: A9C310174-001		
	ND	ND	ug/L	0	(0-20)	SW846 6010B	04/02-04/06/09	9092020
		Dilution Factor: 1				Analysis Time..: 17:56	Analyst ID.....: 000079	
		Instrument ID..: I5						
Aluminum						SD Lot-Sample #: A9C310174-001		
	ND	ND	ug/L	0	(0-20)	SW846 6020	04/02-04/06/09	9092020
		Dilution Factor: 1				Analysis Time..: 20:58	Analyst ID.....: 002260	
		Instrument ID..: I8						
Arsenic						SD Lot-Sample #: A9C310174-001		
	71.0	63.8	ug/L	11	(0-20)	SW846 6010B	04/02-04/06/09	9092020
		Dilution Factor: 1				Analysis Time..: 17:56	Analyst ID.....: 000079	
		Instrument ID..: I5						
Barium						SD Lot-Sample #: A9C310174-001		
	43.6 J	40.8	ug/L	6.7	(0-20)	SW846 6010B	04/02-04/06/09	9092020
		Dilution Factor: 1				Analysis Time..: 17:56	Analyst ID.....: 000079	
		Instrument ID..: I5						
Beryllium						SD Lot-Sample #: A9C310174-001		
	ND	ND	ug/L	0	(0-20)	SW846 6020	04/02-04/06/09	9092020
		Dilution Factor: 1				Analysis Time..: 20:58	Analyst ID.....: 002260	
		Instrument ID..: I8						
Calcium						SD Lot-Sample #: A9C310174-001		
	69200 J	65400	ug/L	5.8	(0-20)	SW846 6010B	04/02-04/06/09	9092020
		Dilution Factor: 1				Analysis Time..: 17:56	Analyst ID.....: 000079	
		Instrument ID..: I5						
Cadmium						SD Lot-Sample #: A9C310174-001		
	ND	ND	ug/L	0	(0-20)	SW846 6020	04/02-04/06/09	9092020
		Dilution Factor: 1				Analysis Time..: 20:58	Analyst ID.....: 002260	
		Instrument ID..: I8						
Cobalt						SD Lot-Sample #: A9C310174-001		
	75.9	71.5	ug/L	6.0	(0-20)	SW846 6010B	04/02-04/06/09	9092020
		Dilution Factor: 1				Analysis Time..: 17:56	Analyst ID.....: 000079	
		Instrument ID..: I5						
Chromium						SD Lot-Sample #: A9C310174-001		
	ND	ND	ug/L	0	(0-20)	SW846 6010B	04/02-04/06/09	9092020
		Dilution Factor: 1				Analysis Time..: 17:56	Analyst ID.....: 000079	
		Instrument ID..: I5						

(Continued on next page)

SAMPLE DUPLICATE EVALUATION REPORT

Metals

Lot-Sample #...: A9C310174-000 **Work Order #...:** K9C6G-SMP K9C6G-DUP **Matrix.....:** WG

PARAM	RESULT	DUPLICATE RESULT	UNITS	RPD	RPD LIMIT	METHOD	PREPARATION-ANALYSIS DATE	PREP BATCH #
Copper						SD Lot-Sample #: A9C310174-001		
	ND	ND	ug/L	0	(0-20)	SW846 6010B	04/02-04/06/09	9092020
		Dilution Factor: 1				Analysis Time..: 17:56	Analyst ID.....: 000079	
		Instrument ID..: I5						
Iron						SD Lot-Sample #: A9C310174-001		
	1180 J	1120	ug/L	4.9	(0-20)	SW846 6020	04/02-04/06/09	9092020
		Dilution Factor: 1				Analysis Time..: 20:58	Analyst ID.....: 002260	
		Instrument ID..: I8						
Mercury						SD Lot-Sample #: A9C310174-001		
	ND	ND	ug/L	0	(0-20)	SW846 7470A	04/02-04/03/09	9092020
		Dilution Factor: 1				Analysis Time..: 11:42	Analyst ID.....: 006531	
		Instrument ID..: H1						
Potassium						SD Lot-Sample #: A9C310174-001		
	8550 J	8050	ug/L	6.1	(0-20)	SW846 6010B	04/02-04/06/09	9092020
		Dilution Factor: 1				Analysis Time..: 17:56	Analyst ID.....: 000079	
		Instrument ID..: I5						
Magnesium						SD Lot-Sample #: A9C310174-001		
	58400 J	55200	ug/L	5.8	(0-20)	SW846 6010B	04/02-04/06/09	9092020
		Dilution Factor: 1				Analysis Time..: 17:56	Analyst ID.....: 000079	
		Instrument ID..: I5						
Manganese						SD Lot-Sample #: A9C310174-001		
	3220 J	3050	ug/L	5.5	(0-20)	SW846 6010B	04/02-04/06/09	9092020
		Dilution Factor: 1				Analysis Time..: 17:56	Analyst ID.....: 000079	
		Instrument ID..: I5						
Sodium						SD Lot-Sample #: A9C310174-001		
	10400	9510	ug/L	8.6	(0-20)	SW846 6010B	04/02-04/06/09	9092020
		Dilution Factor: 1				Analysis Time..: 17:56	Analyst ID.....: 000079	
		Instrument ID..: I5						
Nickel						SD Lot-Sample #: A9C310174-001		
	280	265	ug/L	5.4	(0-20)	SW846 6010B	04/02-04/06/09	9092020
		Dilution Factor: 1				Analysis Time..: 17:56	Analyst ID.....: 000079	
		Instrument ID..: I5						
Lead						SD Lot-Sample #: A9C310174-001		
	ND	ND	ug/L	0	(0-20)	SW846 6010B	04/02-04/06/09	9092020
		Dilution Factor: 1				Analysis Time..: 17:56	Analyst ID.....: 000079	
		Instrument ID..: I5						

(Continued on next page)

SAMPLE DUPLICATE EVALUATION REPORT

Metals

Lot-Sample #...: A9C310174-000 **Work Order #...:** K9C6G-SMP K9C6G-DUP **Matrix.....:** WG

PARAM	RESULT	DUPLICATE RESULT	UNITS	RPD	RPD LIMIT	METHOD	PREPARATION-ANALYSIS DATE	PREP BATCH #
Antimony						SD Lot-Sample #: A9C310174-001		
	16.2	15.2	ug/L	6.7	(0-20)	SW846 6020	04/02-04/06/09	9092020
		Dilution Factor: 1				Analysis Time..: 20:58	Analyst ID.....: 002260	
		Instrument ID..: I8						
Selenium						SD Lot-Sample #: A9C310174-001		
	ND	ND	ug/L	0	(0-20)	SW846 6010B	04/02-04/06/09	9092020
		Dilution Factor: 1				Analysis Time..: 17:56	Analyst ID.....: 000079	
		Instrument ID..: I5						
Thallium						SD Lot-Sample #: A9C310174-001		
	ND	ND	ug/L	0	(0-20)	SW846 6020	04/02-04/06/09	9092020
		Dilution Factor: 1				Analysis Time..: 20:58	Analyst ID.....: 002260	
		Instrument ID..: I8						
Vanadium						SD Lot-Sample #: A9C310174-001		
	ND	ND	ug/L	0	(0-20)	SW846 6010B	04/02-04/06/09	9092020
		Dilution Factor: 1				Analysis Time..: 17:56	Analyst ID.....: 000079	
		Instrument ID..: I5						
Zinc						SD Lot-Sample #: A9C310174-001		
	36.6 J	36.8	ug/L	0.52	(0-20)	SW846 6020	04/02-04/06/09	9092020
		Dilution Factor: 1				Analysis Time..: 20:58	Analyst ID.....: 002260	
		Instrument ID..: I8						

NOTE(S):

Calculations are performed before rounding to avoid round-off errors in calculated results.

J Method blank contamination. The associated method blank contains the target analyte at a reportable level.

SAMPLE DUPLICATE EVALUATION REPORT

Metals

Client Lot #...: A9C310174 **Work Order #...:** K9C69-SMP K9C69-DUP **Matrix.....:** WG

Date Sampled...: 03/27/09 11:40 **Date Received..:** 03/28/09

PARAM	RESULT	DUPLICATE RESULT	UNITS	RPD	RPD LIMIT	METHOD	PREPARATION-ANALYSIS DATE	PREP BATCH #
Arsenic						SD Lot-Sample #: A9C310174-002		
	ND	0.0037 B	mg/L	200	(0-20)	SW846 6010B	04/02-04/06/09	9092022
		Dilution Factor: 1				Analysis Time..: 17:05	Analyst ID.....: 000079	
		Instrument ID..: I5						
Barium						SD Lot-Sample #: A9C310174-002		
	0.028 B	0.027 B	mg/L	3.0	(0-20)	SW846 6010B	04/02-04/06/09	9092022
		Dilution Factor: 1				Analysis Time..: 17:05	Analyst ID.....: 000079	
		Instrument ID..: I5						
Cadmium						SD Lot-Sample #: A9C310174-002		
	ND	ND	mg/L	0	(0-20)	SW846 6010B	04/02-04/06/09	9092022
		Dilution Factor: 1				Analysis Time..: 17:05	Analyst ID.....: 000079	
		Instrument ID..: I5						
Chromium						SD Lot-Sample #: A9C310174-002		
	ND	ND	mg/L	0	(0-20)	SW846 6010B	04/02-04/06/09	9092022
		Dilution Factor: 1				Analysis Time..: 17:05	Analyst ID.....: 000079	
		Instrument ID..: I5						
Lead						SD Lot-Sample #: A9C310174-002		
	ND	ND	mg/L	0	(0-20)	SW846 6010B	04/02-04/06/09	9092022
		Dilution Factor: 1				Analysis Time..: 17:05	Analyst ID.....: 000079	
		Instrument ID..: I5						
Selenium						SD Lot-Sample #: A9C310174-002		
	0.0053 B,J	ND	mg/L	200	(0-20)	SW846 6010B	04/02-04/06/09	9092022
		Dilution Factor: 1				Analysis Time..: 17:05	Analyst ID.....: 000079	
		Instrument ID..: I5						
Silver						SD Lot-Sample #: A9C310174-002		
	ND	ND	mg/L	0	(0-20)	SW846 6010B	04/02-04/06/09	9092022
		Dilution Factor: 1				Analysis Time..: 17:05	Analyst ID.....: 000079	
		Instrument ID..: I5						
Mercury						SD Lot-Sample #: A9C310174-002		
	ND	ND	mg/L	0	(0-20)	SW846 7470A	04/02-04/03/09	9092022
		Dilution Factor: 1				Analysis Time..: 10:30	Analyst ID.....: 006531	
		Instrument ID..: H1						

NOTE(S):

Calculations are performed before rounding to avoid round-off errors in calculated results.

B Estimated result. Result is less than RL.

J Method blank contamination. The associated method blank contains the target analyte at a reportable level.

SAMPLE DUPLICATE EVALUATION REPORT

Metals

Client Lot #...: A9C310174 **Work Order #...:** K9C7R-SMP **Matrix.....:** SO
K9C7R-DUP
Date Sampled...: 03/27/09 10:05 **Date Received..:** 03/28/09
% Moisture.....: 12

PARAM	RESULT	DUPLICATE RESULT	UNITS	RPD	RPD LIMIT	METHOD	PREPARATION-ANALYSIS DATE	PREP BATCH #
Arsenic						SD Lot-Sample #: A9C310174-006		
	ND	ND	mg/L	0	(0-20)	SW846 6010B	04/02-04/06/09	9092024
			Dilution Factor: 1			Analysis Time..: 22:02	Analyst ID.....: 000079	
			Instrument ID..: I5					
Barium						SD Lot-Sample #: A9C310174-006		
	0.49 B	0.51 B	mg/L	3.9	(0-20)	SW846 6010B	04/02-04/06/09	9092024
			Dilution Factor: 1			Analysis Time..: 22:02	Analyst ID.....: 000079	
			Instrument ID..: I5					
Cadmium						SD Lot-Sample #: A9C310174-006		
	0.00079 B	0.00075 B	mg/L	4.8	(0-20)	SW846 6010B	04/02-04/06/09	9092024
			Dilution Factor: 1			Analysis Time..: 22:02	Analyst ID.....: 000079	
			Instrument ID..: I5					
Chromium						SD Lot-Sample #: A9C310174-006		
	ND	ND	mg/L	0	(0-20)	SW846 6010B	04/02-04/06/09	9092024
			Dilution Factor: 1			Analysis Time..: 22:02	Analyst ID.....: 000079	
			Instrument ID..: I5					
Lead						SD Lot-Sample #: A9C310174-006		
	ND	ND	mg/L	0	(0-20)	SW846 6010B	04/02-04/06/09	9092024
			Dilution Factor: 1			Analysis Time..: 22:02	Analyst ID.....: 000079	
			Instrument ID..: I5					
Selenium						SD Lot-Sample #: A9C310174-006		
	ND	0.0042 B	mg/L	200	(0-20)	SW846 6010B	04/02-04/06/09	9092024
			Dilution Factor: 1			Analysis Time..: 22:02	Analyst ID.....: 000079	
			Instrument ID..: I5					
Silver						SD Lot-Sample #: A9C310174-006		
	ND	ND	mg/L	0	(0-20)	SW846 6010B	04/02-04/06/09	9092024
			Dilution Factor: 1			Analysis Time..: 22:02	Analyst ID.....: 000079	
			Instrument ID..: I5					
Mercury						SD Lot-Sample #: A9C310174-006		
	ND	ND	mg/L	0	(0-20)	SW846 7470A	04/02-04/03/09	9092024
			Dilution Factor: 1			Analysis Time..: 10:53	Analyst ID.....: 006531	
			Instrument ID..: H1					

NOTE(S):

Calculations are performed before rounding to avoid round-off errors in calculated results.

B Estimated result. Result is less than RL.

TestAmerica North Canton

Metals Data Reporting Form

Initial Calibration Verification Standard

Instrument: CVAA **Units:** ug/L

Chart Number: hg10403a.prn **Acceptable Range:** 90% - 110%

Standard Source: Ultra **Standard ID:**

Element	WL/ Mass	True Conc	Ck5ICV 04/03/09 10:13 AM Found	% Rec	Found	% Rec	Found	% Rec	Found	% Rec	Found	% Rec
Mercury	253.7	2.5	2.44	**97.6**								

TestAmerica North Canton

Metals Data Reporting Form

Initial Calibration Verification Standard

Instrument: CVAA **Units:** ug/L

Chart Number: hg10406b.prn **Acceptable Range:** 90% - 110%

Standard Source: Ultra **Standard ID:**

Element	WL/ Mass	True Conc	Ck5ICV 04/06/09 2:25 PM Found	% Rec	Found	% Rec	Found	% Rec	Found	% Rec	Found	% Rec
Mercury	253.7	2.5	2.47	**98.6**								

TestAmerica North Canton

Metals Data Reporting Form

Initial Calibration Verification Standard

Instrument: ICPST **Units:** ug/L

Chart Number: I50406A.ARC **Acceptable Range:** 90% - 110%

Standard Source: Ultra **Standard ID:**

Element	WL/ Mass	True Conc	ICV 04/06/09 1:45 PM Found	% Rec	Found	% Rec	Found	% Rec	Found	% Rec	Found	% Rec
Aluminum	308.215	12500.0	12113.24	**96.9**								
Antimony	206.838	250.0	247.29	**98.9**								
Arsenic	189.042	250.0	236.90	**94.8**								
Barium	493.409	1000.0	993.17	**99.3**								
Beryllium	313.042	1000.0	984.43	**98.4**								
Cadmium	226.502	250.0	251.18	**100.5**								
Calcium	317.933	25000.0	24976.07	**99.9**								
Chromium	267.716	1000.0	980.80	**98.1**								
Cobalt	228.616	1000.0	1005.28	**100.5**								
Copper	324.753	1000.0	988.85	**98.9**								
Iron	271.441	12500.0	12605.24	**100.8**								
Lead	220.353	250.0	249.73	**99.9**								
Magnesium	279.078	25000.0	24985.38	**99.9**								
Manganese	257.61	1000.0	1016.28	**101.6**								
Nickel	231.604	1000.0	994.38	**99.4**								
Potassium	766.491	25000.0	23425.43	**93.7**								
Selenium	196.026	250.0	239.83	**95.9**								
Silver	328.068	500.0	493.49	**98.7**								
Sodium	330.232	25000.0	25327.50	**101.3**								
Vanadium	292.402	1000.0	1008.88	**100.9**								
Zinc	213.856	1000.0	987.51	**98.8**								

TestAmerica North Canton

Metals Data Reporting Form

Initial Calibration Verification Standard

Instrument: ICPMS **Units:** ug/L

Chart Number: I80406A.csv **Acceptable Range:** 90% - 110%

Standard Source: **Standard ID:**

Element	WL/ Mass	True Conc	ICV 04/06/09 4:00 PM Found	% Rec	Found	% Rec	Found	% Rec	Found	% Rec	Found	% Rec
Aluminum	27	400.0	414.97	**103.7**								
Antimony	121	80.0	80.35	**100.4**								
Beryllium	9	80.0	81.22	**101.5**								
Cadmium	111	80.0	82.14	**102.7**								
Iron	56	20000.0	20206.67	**101.0**								
Thallium	205	80.0	78.27	**97.8**								
Zinc	66	80.0	84.39	**105.5**								

TestAmerica North Canton

Metals Data Reporting Form

Continuing Calibration Verification

Instrument: CVAA **Units:** ug/L

Chart Number: hg10403a.prn **Acceptable Range:** 80% - 120%

Standard Source: Ultra **Standard ID:**

Element	WL/ Mass	True Conc	Ck2CCV 04/03/09 10:16 AM Found	% Rec	Ck2CCV 04/03/09 10:31 AM Found	% Rec	Ck2CCV 04/03/09 10:45 AM Found	% Rec	Ck2CCV 04/03/09 11:01 AM Found	% Rec	Ck2CCV 04/03/09 11:15 AM Found	% Rec
Mercury	253.7	5.0	5.06	**101.3**	5.25	**104.9**	5.35	**107.0**	5.29	**105.8**	5.31	**106.3**

TestAmerica North Canton

Metals Data Reporting Form

Continuing Calibration Verification

Instrument: CVAA **Units:** ug/L

Chart Number: hg10403a.prn **Acceptable Range:** 80% - 120%

Standard Source: Ultra **Standard ID:**

Element	WL/ Mass	True Conc	Ck2CCV 04/03/09 11:29 AM Found	% Rec	Ck2CCV 04/03/09 11:43 AM Found	% Rec	Ck2CCV 04/03/09 11:58 AM Found	% Rec	Found	% Rec	Found	% Rec
Mercury	253.7	5.0	5.33	**106.7**	5.41	**108.3**	5.38	**107.7**				

TestAmerica North Canton

Metals Data Reporting Form

Continuing Calibration Verification

Instrument: CVAA **Units:** ug/L

Chart Number: hg10406b.prn **Acceptable Range:** 80% - 120%

Standard Source: Ultra **Standard ID:**

Element	WL/ Mass	True Conc	Ck2CCV 04/06/09 2:28 PM Found	% Rec	Ck2CCV 04/06/09 2:44 PM Found	% Rec	Ck2CCV 04/06/09 2:59 PM Found	% Rec	Found	% Rec	Found	% Rec
Mercury	253.7	5.0	5.05	**101.0**	5.04	**100.8**	5.06	**101.2**				

TestAmerica North Canton

Metals Data Reporting Form

Continuing Calibration Verification

Instrument: ICPST **Units:** ug/L

Chart Number: I50406A.ARC **Acceptable Range:** 90% - 110%

Standard Source: Ultra **Standard ID:**

Element	WL/ Mass	True Conc	CCV 04/06/09 2:19 PM Found	% Rec	CCV 04/06/09 4:21 PM Found	% Rec	CCV 04/06/09 5:20 PM Found	% Rec	CCV 04/06/09 6:21 PM Found	% Rec	CCV 04/06/09 7:20 PM Found	% Rec
Aluminum	308.215	25000.0	24372.96	**97.5**	24034.99	**96.1**	23555.46	**94.2**	23357.48	**93.4**	23306.08	**93.2**
Antimony	206.838	500.0	483.59	**96.7**	470.15	**94.0**	458.87	**91.8**	459.68	**91.9**	451.27	**90.3**
Arsenic	189.042	500.0	487.95	**97.6**	475.53	**95.1**	465.15	**93.0**	462.21	**92.4**	460.78	**92.2**
Barium	493.409	2000.0	1999.79	**100.0**	1963.22	**98.2**	1924.21	**96.2**	1904.16	**95.2**	1892.67	**94.6**
Beryllium	313.042	2000.0	1988.44	**99.4**	1959.30	**98.0**	1914.15	**95.7**	1900.54	**95.0**	1895.50	**94.8**
Cadmium	226.502	500.0	505.61	**101.1**	499.18	**99.8**	489.06	**97.8**	488.11	**97.6**	486.85	**97.4**
Calcium	317.933	50000.0	50136.63	**100.3**	49194.03	**98.4**	47943.75	**95.9**	47502.69	**95.0**	47319.75	**94.6**
Chromium	267.716	2000.0	1965.16	**98.3**	1928.04	**96.4**	1880.38	**94.0**	1862.63	**93.1**	1855.88	**92.8**
Cobalt	228.616	2000.0	2033.23	**101.7**	1992.83	**99.6**	1944.29	**97.2**	1929.01	**96.5**	1922.08	**96.1**
Copper	324.753	2000.0	1973.70	**98.7**	1937.20	**96.9**	1897.04	**94.9**	1881.64	**94.1**	1876.67	**93.8**
Iron	271.441	25000.0	24930.22	**99.7**	24323.74	**97.3**	23601.67	**94.4**	23260.09	**93.0**	23078.17	**92.3**
Lead	220.353	500.0	497.89	**99.6**	487.08	**97.4**	476.13	**95.2**	474.05	**94.8**	472.80	**94.6**
Magnesium	279.078	50000.0	50266.39	**100.5**	49635.10	**99.3**	48530.89	**97.1**	48250.85	**96.5**	48116.38	**96.2**
Manganese	257.61	2000.0	2037.76	**101.9**	2037.73	**101.9**	1990.38	**99.5**	1990.88	**99.5**	1980.78	**99.0**
Nickel	231.604	2000.0	2000.55	**100.0**	1969.97	**98.5**	1941.65	**97.1**	1947.07	**97.4**	1945.05	**97.3**
Potassium	766.491	50000.0	48802.80	**97.6**	48022.02	**96.0**	47262.95	**94.5**	46849.61	**93.7**	46685.97	**93.4**
Selenium	196.026	500.0	481.58	**96.3**	468.74	**93.7**	456.88	**91.4**	458.57	**91.7**	451.61	**90.3**
Silver	328.068	1000.0	974.18	**97.4**	963.17	**96.3**	947.80	**94.8**	944.49	**94.4**	942.87	**94.3**
Sodium	330.232	50000.0	48662.29	**97.3**	47762.34	**95.5**	46897.50	**93.8**	46576.46	**93.2**	45728.52	**91.5**
Vanadium	292.402	2000.0	2017.28	**100.9**	1972.97	**98.6**	1919.94	**96.0**	1896.69	**94.8**	1887.08	**94.4**
Zinc	213.856	2000.0	1962.38	**98.1**	1930.14	**96.5**	1894.97	**94.7**	1889.35	**94.5**	1885.71	**94.3**

TestAmerica North Canton

Metals Data Reporting Form

Continuing Calibration Verification

Instrument: ICPST **Units:** ug/L

Chart Number: I50406A.ARC **Acceptable Range:** 90% - 110%

Standard Source: Ultra **Standard ID:**

Element	WL/ Mass	True Conc	CCV 04/06/09 8:18 PM Found	% Rec	CCV 04/06/09 9:18 PM Found	% Rec	CCV 04/06/09 10:17 PM Found	% Rec	CCV 04/06/09 11:17 PM Found	% Rec	CCV 04/06/09 11:43 PM Found	% Rec
Aluminum	308.215	25000.0	23275.28	**93.1**	23134.47	**92.5**	23137.24	**92.5**	23149.78	**92.6**	23138.00	**92.6**
Antimony	206.838	500.0	454.70	**90.9**	454.98	**91.0**	450.08	**90.0**	455.45	**91.1**	452.60	**90.5**
Arsenic	189.042	500.0	457.96	**91.6**	455.16	**91.0**	455.07	**91.0**	454.32	**90.9**	453.03	**90.6**
Barium	493.409	2000.0	1882.19	**94.1**	1874.17	**93.7**	1866.33	**93.3**	1864.28	**93.2**	1862.96	**93.1**
Beryllium	313.042	2000.0	1891.15	**94.6**	1888.95	**94.4**	1883.42	**94.2**	1883.59	**94.2**	1878.22	**93.9**
Cadmium	226.502	500.0	487.04	**97.4**	487.39	**97.5**	486.41	**97.3**	488.65	**97.7**	487.34	**97.5**
Calcium	317.933	50000.0	47221.59	**94.4**	47115.37	**94.2**	46903.93	**93.8**	46848.53	**93.7**	46710.51	**93.4**
Chromium	267.716	2000.0	1850.47	**92.5**	1846.01	**92.3**	1838.29	**91.9**	1836.35	**91.8**	1830.57	**91.5**
Cobalt	228.616	2000.0	1915.47	**95.8**	1911.25	**95.6**	1904.22	**95.2**	1905.03	**95.3**	1899.62	**95.0**
Copper	324.753	2000.0	1872.03	**93.6**	1864.78	**93.2**	1863.36	**93.2**	1863.44	**93.2**	1863.76	**93.2**
Iron	271.441	25000.0	22876.82	**91.5**	22549.54	**90.2**	22334.03	**89.3**	22163.03	**88.7**	22064.50	**88.3**
Lead	220.353	500.0	470.00	**94.0**	469.74	**93.9**	465.98	**93.2**	467.96	**93.6**	465.03	**93.0**
Magnesium	279.078	50000.0	48160.14	**96.3**	48052.55	**96.1**	47888.14	**95.8**	47849.05	**95.7**	47731.02	**95.5**
Manganese	257.61	2000.0	1980.91	**99.0**	1986.80	**99.3**	1972.26	**98.6**	1967.17	**98.4**	1958.66	**97.9**
Nickel	231.604	2000.0	1948.98	**97.4**	1954.32	**97.7**	1966.19	**98.3**	1985.83	**99.3**	1987.02	**99.4**
Potassium	766.491	50000.0	46625.85	**93.3**	46523.27	**93.0**	46628.28	**93.3**	46766.43	**93.5**	46719.38	**93.4**
Selenium	196.026	500.0	456.07	**91.2**	450.75	**90.2**	449.86	**90.0**	450.03	**90.0**	445.92	**89.2**
Silver	328.068	1000.0	943.39	**94.3**	944.15	**94.4**	945.55	**94.6**	948.96	**94.9**	949.46	**94.9**
Sodium	330.232	50000.0	46243.74	**92.5**	45688.12	**91.4**	45769.13	**91.5**	45702.97	**91.4**	45508.46	**91.0**
Vanadium	292.402	2000.0	1875.54	**93.8**	1864.95	**93.2**	1851.50	**92.6**	1843.45	**92.2**	1837.01	**91.9**
Zinc	213.856	2000.0	1882.49	**94.1**	1882.49	**94.1**	1880.67	**94.0**	1888.53	**94.4**	1885.80	**94.3**

TestAmerica North Canton

Metals Data Reporting Form

Continuing Calibration Verification

Instrument: ICPST **Units:** ug/L

Chart Number: I50406A.ARC **Acceptable Range:** 90% - 110%

Standard Source: Ultra **Standard ID:**

Element	WL/ Mass	True Conc	CCV 04/07/09 7:05 AM Found	% Rec	CCV 04/07/09 8:08 AM Found	% Rec	CCV 04/07/09 8:29 AM Found	% Rec	Found	% Rec	Found	% Rec
Aluminum	308.215	25000.0	23592.02	**94.4**	23678.69	**94.7**	23633.62	**94.5**				
Antimony	206.838	500.0	472.23	**94.4**	471.45	**94.3**	469.81	**94.0**				
Arsenic	189.042	500.0	462.35	**92.5**	467.17	**93.4**	466.73	**93.3**				
Barium	493.409	2000.0	1880.54	**94.0**	1910.19	**95.5**	1910.13	**95.5**				
Beryllium	313.042	2000.0	1915.56	**95.8**	1923.45	**96.2**	1923.52	**96.2**				
Cadmium	226.502	500.0	490.60	**98.1**	492.10	**98.4**	492.33	**98.5**				
Calcium	317.933	50000.0	47843.68	**95.7**	48115.31	**96.2**	48240.63	**96.5**				
Chromium	267.716	2000.0	1894.97	**94.7**	1899.53	**95.0**	1900.00	**95.0**				
Cobalt	228.616	2000.0	1961.53	**98.1**	1964.61	**98.2**	1963.82	**98.2**				
Copper	324.753	2000.0	1915.20	**95.8**	1917.39	**95.9**	1911.51	**95.6**				
Iron	271.441	25000.0	23672.82	**94.7**	23637.02	**94.5**	23608.57	**94.4**				
Lead	220.353	500.0	474.06	**94.8**	478.23	**95.6**	477.48	**95.5**				
Magnesium	279.078	50000.0	48285.11	**96.6**	48800.13	**97.6**	49040.04	**98.1**				
Manganese	257.61	2000.0	1947.24	**97.4**	2018.44	**100.9**	2033.76	**101.7**				
Nickel	231.604	2000.0	2018.84	**100.9**	1995.02	**99.8**	1999.11	**100.0**				
Potassium	766.491	50000.0	47120.29	**94.2**	47414.79	**94.8**	47267.09	**94.5**				
Selenium	196.026	500.0	463.94	**92.8**	466.00	**93.2**	461.72	**92.3**				
Silver	328.068	1000.0	952.36	**95.2**	954.28	**95.4**	952.42	**95.2**				
Sodium	330.232	50000.0	47070.45	**94.1**	47379.05	**94.8**	47283.63	**94.6**				
Vanadium	292.402	2000.0	1925.36	**96.3**	1933.99	**96.7**	1933.42	**96.7**				
Zinc	213.856	2000.0	1922.13	**96.1**	1917.95	**95.9**	1918.60	**95.9**				

TestAmerica North Canton

Metals Data Reporting Form

Continuing Calibration Verification

Instrument: ICPMS **Units:** ug/L

Chart Number: I80406A.csv **Acceptable Range:** 90% - 110%

Standard Source: **Standard ID:**

Element	WL/ Mass	True Conc	CCV 04/06/09 4:25 PM Found	% Rec	CCV 1 04/06/09 5:26 PM Found	% Rec	CCV 2 04/06/09 6:23 PM Found	% Rec	CCV 3 04/06/09 7:15 PM Found	% Rec	CCV 4 04/06/09 8:10 PM Found	% Rec
Aluminum	27	500.0	511.80	**102.4**	521.17	**104.2**	531.77	**106.4**	517.90	**103.6**	529.50	**105.9**
Antimony	121	100.0	100.03	**100.0**	100.58	**100.6**	101.20	**101.2**	100.30	**100.3**	100.24	**100.2**
Beryllium	9	100.0	99.94	**99.9**	104.00	**104.0**	102.53	**102.5**	104.00	**104.0**	106.20	**106.2**
Cadmium	111	100.0	103.13	**103.1**	102.80	**102.8**	103.97	**104.0**	103.27	**103.3**	101.60	**101.6**
Iron	56	25000.0	25260.00	**101.0**	25653.33	**102.6**	25683.33	**102.7**	25563.33	**102.3**	25486.67	**101.9**
Thallium	205	100.0	98.19	**98.2**	98.44	**98.4**	99.37	**99.4**	98.10	**98.1**	96.85	**96.8**
Zinc	66	100.0	103.43	**103.4**	104.53	**104.5**	104.40	**104.4**	102.60	**102.6**	101.20	**101.2**

TestAmerica North Canton

Metals Data Reporting Form

Continuing Calibration Verification

Instrument: ICPMS **Units:** ug/L

Chart Number: I80406A.csv **Acceptable Range:** 90% - 110%

Standard Source: **Standard ID:**

Element	WL/ Mass	True Conc	CCV 5 04/06/09 9:02 PM Found	% Rec	CCV 6 04/06/09 9:57 PM Found	% Rec	Found	% Rec	Found	% Rec	Found	% Rec
Aluminum	27	500.0	524.77	**105.0**	521.73	**104.3**						
Antimony	121	100.0	100.83	**100.8**	101.60	**101.6**						
Beryllium	9	100.0	102.67	**102.7**	103.57	**103.6**						
Cadmium	111	100.0	103.50	**103.5**	102.97	**103.0**						
Iron	56	25000.0	25566.67	**102.3**	25900.00	**103.6**						
Thallium	205	100.0	97.88	**97.9**	97.86	**97.9**						
Zinc	66	100.0	103.07	**103.1**	103.50	**103.5**						

TestAmerica North Canton

Metals Data Reporting Form

Contract Required Detection Limit Standard

Instrument: CVAA **Units:** ug/L

Chart Number: hg10403a.prn **Acceptable Range:** 70% - 130%

Standard Source: Ultra **Standard ID:**

Element	WL/ Mass	True Conc	Ck3CRA\MRL 04/03/09 10:15 AM Found	% Rec	Found	% Rec	Found	% Rec	Found	% Rec	Found	% Rec
Mercury	253.7	0.2	0.16	**80.4**								

TestAmerica North Canton

Metals Data Reporting Form

Contract Required Detection Limit Standard

Instrument: CVAA **Units:** ug/L

Chart Number: hg10406b.prn **Acceptable Range:** 70% - 130%

Standard Source: Ultra **Standard ID:**

Element	WL/ Mass	True Conc	Ck3CRA\MRL 04/06/09 2:27 PM Found	% Rec	Found	% Rec	Found	% Rec	Found	% Rec	Found	% Rec
Mercury	253.7	0.2	0.19	**94.0**								

TestAmerica North Canton

Metals Data Reporting Form

Contract Required Detection Limit Standard

Instrument: ICPST **Units:** ug/L

Chart Number: I50406A.ARC **Acceptable Range:** 70% - 130%

Standard Source: Ultra **Standard ID:**

Element	WL/ Mass	True Conc	CRI/MRL 04/06/09 1:57 PM Found	% Rec	Found	% Rec	Found	% Rec	Found	% Rec	Found	% Rec
Aluminum	308.215	200.0	205.63	**102.8**								
Antimony	206.838	10.0	9.60	**96.0**								
Arsenic	189.042	15.0	15.39	**102.6**								
Barium	493.409	10.0	9.97	**99.7**								
Beryllium	313.042	5.0	5.02	**100.3**								
Cadmium	226.502	5.0	4.90	**97.9**								
Calcium	317.933	5000.0	4984.81	**99.7**								
Chromium	267.716	5.0	4.69	**93.9**								
Cobalt	228.616	5.0	4.81	**96.2**								
Copper	324.753	15.0	14.80	**98.6**								
Iron	271.441	300.0	296.08	**98.7**								
Lead	220.353	10.0	9.35	**93.5**								
Magnesium	279.078	5000.0	4929.23	**98.6**								
Manganese	257.61	15.0	15.26	**101.8**								
Nickel	231.604	25.0	23.33	**93.3**								
Potassium	766.491	5000.0	4246.81	**84.9**								
Selenium	196.026	20.0	21.94	**109.7**								
Silver	328.068	5.0	5.15	**102.9**								
Sodium	330.232	5000.0	5143.70	**102.9**								
Vanadium	292.402	7.0	6.32	**90.2**								
Zinc	213.856	40.0	41.02	**102.6**								

TestAmerica North Canton

Metals Data Reporting Form

Contract Required Detection Limit Standard

Instrument: ICPMS **Units:** ug/L

Chart Number: I80406A.csv **Acceptable Range:** 70% - 130%

Standard Source: **Standard ID:**

Element	WL/ Mass	True Conc	CRI 04/06/09 4:10 PM Found	% Rec	Found	% Rec	Found	% Rec	Found	% Rec	Found	% Rec
Aluminum	27	50.0	56.58	**113.2**								
Antimony	121	2.0	2.00	**99.8**								
Beryllium	9	1.0	1.07	**106.7**								
Cadmium	111	0.5	0.52	**104.6**								
Iron	56	20.0	23.63	**118.2**								
Thallium	205	1.0	0.97	**97.0**								
Zinc	66	10.0	10.76	**107.6**								

TestAmerica North Canton

Metals Data Reporting Form

Initial Calibration Blank Results

Instrument: CVAA **Units:** ug/L

Chart Number: hg10403a.prn

Standard Source: _____ **Standard ID:** _____

Element	WL/ Mass	Report Limit	Ck4ICB 04/03/09 10:14 AM Found	Q	Found	Q	Found	Q	Found	Q	Found	Q
Mercury	253.7	0.2	0.1	U								

U Result is less than the IDL

B Result is between IDL and RL

Form 3 Equivalent

TestAmerica North Canton

Metals Data Reporting Form

Initial Calibration Blank Results

Instrument: CVAA **Units:** ug/L

Chart Number: hg10406b.prn

Standard Source: _____ **Standard ID:** _____

Element	WL/ Mass	Report Limit	Ck4ICB 04/06/09 2:26 PM Found	Q	Found	Q	Found	Q	Found	Q	Found	Q
Mercury	253.7	0.2	0.1	U								

U Result is less than the IDL

B Result is between IDL and RL

Form 3 Equivalent

TestAmerica North Canton

Metals Data Reporting Form

Initial Calibration Blank Results

Instrument: ICPST **Units:** ug/L

Chart Number: I50406A.ARC

Standard Source: _____ **Standard ID:** _____

Element	WL/ Mass	Report Limit	ICB 04/06/09 1:52 PM Found	Q	Found	Q	Found	Q	Found	Q	Found	Q
Aluminum	308.215	100	6.1	U								
Antimony	206.838	5	5.3	U								
Arsenic	189.042	5	4.1	U								
Barium	493.409	10	0.3	U								
Beryllium	313.042	1	0.1	U								
Cadmium	226.502	1	0.2	U								
Calcium	317.933	1000	18.3	U								
Chromium	267.716	5	0.9	U								
Cobalt	228.616	5	0.4	U								
Copper	324.753	5	0.9	U								
Iron	271.441	200	22.7	U								
Lead	220.353	3	0.9	U								
Magnesium	279.078	100	7.0	U								
Manganese	257.61	10	0.1	U								
Nickel	231.604	10	2.5	U								
Potassium	766.491	200	**151.0**	**B**								
Selenium	196.026	5	**3.9**	**B**								
Silver	328.068	5	1.1	U								
Sodium	330.232	1000	**-500.0**	**B**								
Vanadium	292.402	10	0.9	U								
Zinc	213.856	40	1.0	U								

U Result is less than the IDL

B Result is between IDL and RL

Form 3 Equivalent

TestAmerica North Canton

Metals Data Reporting Form

Initial Calibration Blank Results

Instrument: ICPMS **Units:** ug/L

Chart Number: I80406A.csv

Standard Source: _____ **Standard ID:** _____

Element	WL/ Mass	Report Limit	ICB 04/06/09 4:06 PM Found	Q	Found	Q	Found	Q	Found	Q	Found	Q
Aluminum	27	100	2.2	U								
Antimony	121	5	0.024	U								
Beryllium	9	1	0.012	U								
Cadmium	111	1	**-0.007**	**B**								
Iron	56	100	7.8	U								
Thallium	205	1	**0.16**	**B**								
Zinc	66	10	2.4	U								

U Result is less than the IDL

B Result is between IDL and RL

Form 3 Equivalent

TestAmerica North Canton

Metals Data Reporting Form

Continuing Calibration Blank Results

Instrument: CVAA **Units:** ug/L

Chart Number: hg10403a.prn

Standard Source: **Standard ID:**

Element	WL/ Mass	Report Limit	Ck1CCB 04/03/09 10:18 AM Found	Q	Ck1CCB 04/03/09 10:32 AM Found	Q	Ck1CCB 04/03/09 10:46 AM Found	Q	Ck1CCB 04/03/09 11:02 AM Found	Q	Ck1CCB 04/03/09 11:16 AM Found	Q
Mercury	253.7	0.2	0.1	U	0.1	U	0.1	U	0.1	U	0.1	U

U Result is less than the IDL

B Result is between IDL and RL

Form 3 Equivalent

TestAmerica North Canton

Metals Data Reporting Form

Continuing Calibration Blank Results

Instrument: CVAA **Units:** ug/L

Chart Number: hg10403a.prn

Standard Source: **Standard ID:**

Element	WL/ Mass	Report Limit	Ck1CCB 04/03/09 11:30 AM Found	Q	Ck1CCB 04/03/09 11:44 AM Found	Q	Ck1CCB 04/03/09 11:59 AM Found	Q	Found	Q	Found	Q
Mercury	253.7	0.2	0.1	U	0.1	U	0.1	U				

5.21.0

U Result is less than the IDL

B Result is between IDL and RL

Form 3 Equivalent

TestAmerica North Canton

Metals Data Reporting Form

Continuing Calibration Blank Results

Instrument: CVAA **Units:** ug/L

Chart Number: hg10406b.prn

Standard Source: **Standard ID:**

Element	WL/ Mass	Report Limit	Ck1CCB 04/06/09 2:30 PM Found	Q	Ck1CCB 04/06/09 2:45 PM Found	Q	Ck1CCB 04/06/09 3:00 PM Found	Q	Found	Q	Found	Q
Mercury	253.7	0.2	0.1	U	0.1	U	0.1	U				

U Result is less than the IDL

B Result is between IDL and RL

Form 3 Equivalent

TestAmerica North Canton

Metals Data Reporting Form

Continuing Calibration Blank Results

Instrument: ICPST **Units:** ug/L

Chart Number: I50406A.ARC

Standard Source: _____ **Standard ID:** _____

Element	WL/ Mass	Report Limit	CCB 04/06/09 2:25 PM Found	Q	CCB 04/06/09 4:27 PM Found	Q	CCB 04/06/09 5:26 PM Found	Q	CCB 04/06/09 6:27 PM Found	Q	CCB 04/06/09 7:26 PM Found	Q
Aluminum	308.215	100	6.1	U	6.1	U	6.1	U	6.1	U	6.1	U
Antimony	206.838	5	5.3	U	5.3	U	5.3	U	5.3	U	5.3	U
Arsenic	189.042	5	4.1	U	4.1	U	4.1	U	4.1	U	4.1	U
Barium	493.409	10	0.3	U	0.3	U	0.3	U	0.3	U	0.3	U
Beryllium	313.042	1	0.1	U	0.1	U	**0.2**	**B**	**0.2**	**B**	**0.2**	**B**
Cadmium	226.502	1	0.2	U	0.2	U	0.2	U	0.2	U	0.2	U
Calcium	317.933	1000	18.3	U	18.3	U	**152.0**	**B**	**148.0**	**B**	**147.0**	**B**
Chromium	267.716	5	0.9	U	0.9	U	0.9	U	0.9	U	0.9	U
Cobalt	228.616	5	0.4	U	0.4	U	0.4	U	**-0.5**	**B**	0.4	U
Copper	324.753	5	0.9	U	**-0.9**	**B**	**-1.2**	**B**	**-2.1**	**B**	**-2.0**	**B**
Iron	271.441	200	22.7	U	22.7	U	22.7	U	22.7	U	22.7	U
Lead	220.353	3	0.9	U	0.9	U	0.9	U	0.9	U	0.9	U
Magnesium	279.078	100	7.0	U	7.0	U	7.0	U	7.0	U	7.0	U
Manganese	257.61	10	0.1	U	0.1	U	**0.2**	**B**	**0.3**	**B**	**0.2**	**B**
Nickel	231.604	10	2.5	U	2.5	U	2.5	U	2.5	U	2.5	U
Potassium	766.491	200	**145.0**	**B**	**152.0**	**B**	**161.0**	**B**	**157.0**	**B**	**151.0**	**B**
Selenium	196.026	5	**3.8**	**B**	2.6	U	**2.8**	**B**	**3.8**	**B**	**2.9**	**B**
Silver	328.068	5	1.1	U	1.1	U	1.1	U	1.1	U	1.1	U
Sodium	330.232	1000	**-660.0**	**B**	**-440.0**	**B**	**-310.0**	**B**	**-740.0**	**B**	**-570.0**	**B**
Vanadium	292.402	10	0.9	U	0.9	U	0.9	U	0.9	U	0.9	U
Zinc	213.856	40	1.0	U	1.0	U	**9.9**	**B**	**9.8**	**B**	**9.8**	**B**

U Result is less than the IDL

B Result is between IDL and RL

Form 3 Equivalent

TestAmerica North Canton

Metals Data Reporting Form

Continuing Calibration Blank Results

Instrument: ICPST **Units:** ug/L

Chart Number: I50406A.ARC

Standard Source: _____ **Standard ID:** _____

Element	WL/ Mass	Report Limit	CCB 04/06/09 8:24 PM Found	Q	CCB 04/06/09 9:24 PM Found	Q	CCB 04/06/09 10:23 PM Found	Q	CCB 04/06/09 11:23 PM Found	Q	CCB 04/06/09 11:49 PM Found	Q
Aluminum	308.215	100	6.1	U	**-12.0**	**B**	**-14.0**	**B**	**-17.0**	**B**	**-19.0**	**B**
Antimony	206.838	5	5.3	U	5.3	U	5.3	U	5.3	U	5.3	U
Arsenic	189.042	5	4.1	U	4.1	U	4.1	U	4.1	U	4.1	U
Barium	493.409	10	0.3	U	0.3	U	0.3	U	0.3	U	0.3	U
Beryllium	313.042	1	**0.3**	**B**	**0.3**	**B**	**0.4**	**B**	**0.4**	**B**	**0.4**	**B**
Cadmium	226.502	1	0.2	U	0.2	U	0.2	U	0.2	U	0.2	U
Calcium	317.933	1000	**78.0**	**B**	**77.1**	**B**	**75.2**	**B**	18.3	U	18.3	U
Chromium	267.716	5	0.9	U	0.9	U	0.9	U	0.9	U	0.9	U
Cobalt	228.616	5	0.4	U	0.4	U	0.4	U	0.4	U	0.4	U
Copper	324.753	5	**-2.2**	**B**	**-2.3**	**B**	**-3.4**	**B**	**-3.9**	**B**	**-3.5**	**B**
Iron	271.441	200	22.7	U	22.7	U	22.7	U	22.7	U	22.7	U
Lead	220.353	3	0.9	U	0.9	U	0.9	U	0.9	U	0.9	U
Magnesium	279.078	100	7.0	U	7.0	U	7.0	U	7.0	U	7.0	U
Manganese	257.61	10	0.1	U	0.1	U	0.1	U	0.1	U	0.1	U
Nickel	231.604	10	2.5	U	2.5	U	2.5	U	2.5	U	2.5	U
Potassium	766.491	200	**154.0**	**B**	**151.0**	**B**	**155.0**	**B**	**159.0**	**B**	**151.0**	**B**
Selenium	196.026	5	**4.4**	**B**	2.6	U	2.6	U	2.6	U	2.6	U
Silver	328.068	5	1.1	U	**1.2**	**B**	1.1	U	1.1	U	1.1	U
Sodium	330.232	1000	**-760.0**	**B**	**-990.0**	**B**	**-890.0**	**B**	**-340.0**	**B**	**-450.0**	**B**
Vanadium	292.402	10	0.9	U	0.9	U	0.9	U	0.9	U	0.9	U
Zinc	213.856	40	**5.7**	**B**	**5.8**	**B**	**5.6**	**B**	1.0	U	1.0	U

U Result is less than the IDL

B Result is between IDL and RL

Form 3 Equivalent

TestAmerica North Canton

Metals Data Reporting Form

Continuing Calibration Blank Results

Instrument: ICPST **Units:** ug/L

Chart Number: I50406A.ARC

Standard Source: _____ **Standard ID:** _____

Element	WL/ Mass	Report Limit	CCB 04/07/09 7:12 AM Found	Q	CCB 04/07/09 8:14 AM Found	Q	CCB 04/07/09 8:35 AM Found	Q	Found	Q	Found	Q
Aluminum	308.215	100	6.1	U	**-8.6**	**B**	**-10.0**	**B**				
Antimony	206.838	5	5.3	U	5.3	U	5.3	U				
Arsenic	189.042	5	4.1	U	4.1	U	4.1	U				
Barium	493.409	10	0.3	U	0.3	U	0.3	U				
Beryllium	313.042	1	**0.2**	**B**	**0.2**	**B**	**0.1**	**B**				
Cadmium	226.502	1	0.2	U	0.2	U	0.2	U				
Calcium	317.933	1000	18.3	U	18.3	U	18.3	U				
Chromium	267.716	5	0.9	U	0.9	U	**-0.9**	**B**				
Cobalt	228.616	5	**-0.4**	**B**	**-0.4**	**B**	**-0.4**	**B**				
Copper	324.753	5	**-2.4**	**B**	**-1.9**	**B**	**-2.2**	**B**				
Iron	271.441	200	22.7	U	22.7	U	22.7	U				
Lead	220.353	3	0.9	U	0.9	U	0.9	U				
Magnesium	279.078	100	7.0	U	7.0	U	7.0	U				
Manganese	257.61	10	0.1	U	0.1	U	**0.2**	**B**				
Nickel	231.604	10	2.5	U	2.5	U	2.5	U				
Potassium	766.491	200	**149.0**	**B**	**152.0**	**B**	**137.0**	**B**				
Selenium	196.026	5	2.6	U	**3.9**	**B**	**3.4**	**B**				
Silver	328.068	5	1.1	U	1.1	U	1.1	U				
Sodium	330.232	1000	**-360.0**	**B**	**-790.0**	**B**	**-960.0**	**B**				
Vanadium	292.402	10	0.9	U	0.9	U	0.9	U				
Zinc	213.856	40	1.0	U	**1.1**	**B**	1.0	U				

U Result is less than the IDL

B Result is between IDL and RL

Form 3 Equivalent

TestAmerica North Canton

Metals Data Reporting Form

Continuing Calibration Blank Results

Instrument: ICPMS **Units:** ug/L

Chart Number: I80406A.csv

Standard Source: _____ **Standard ID:** _____

Element	WL/ Mass	Report Limit	CCB 04/06/09 4:31 PM Found	Q	CCB 1 04/06/09 5:33 PM Found	Q	CCB 2 04/06/09 6:29 PM Found	Q	CCB 3 04/06/09 7:21 PM Found	Q	CCB 4 04/06/09 8:16 PM Found	Q
Aluminum	27	100	2.2	U	2.2	U	**7.4**	**B**	**9.7**	**B**	**11.1**	**B**
Antimony	121	5	0.024	U	0.024	U	**0.026**	**B**	**0.046**	**B**	**0.06**	**B**
Beryllium	9	1	**0.013**	**B**	0.012	U	**0.013**	**B**	**0.04**	**B**	**0.048**	**B**
Cadmium	111	1	**-0.013**	**B**	0.007	U	0.007	U	**0.02**	**B**	**0.042**	**B**
Iron	56	100	7.8	U	7.8	U	**27.8**	**B**	**36.4**	**B**	**39.2**	**B**
Thallium	205	1	**0.16**	**B**	**0.25**	**B**	**0.17**	**B**	**0.13**	**B**	**0.13**	**B**
Zinc	66	10	2.4	U	2.4	U	2.4	U	2.4	U	2.4	U

U Result is less than the IDL

B Result is between IDL and RL

Form 3 Equivalent

TestAmerica North Canton

Metals Data Reporting Form

Continuing Calibration Blank Results

Instrument: ICPMS **Units:** ug/L

Chart Number: I80406A.csv

Standard Source: **Standard ID:**

Element	WL/ Mass	Report Limit	CCB 5 04/06/09 9:09 PM Found	Q	CCB 6 04/06/09 10:03 PM Found	Q	Found	Q	Found	Q	Found	Q
Aluminum	27	100	**10.7**	**B**	**11.5**	**B**						
Antimony	121	5	**0.076**	**B**	**0.12**	**B**						
Beryllium	9	1	**0.056**	**B**	**0.058**	**B**						
Cadmium	111	1	**0.042**	**B**	**0.063**	**B**						
Iron	56	100	**42.5**	**B**	**46.2**	**B**						
Thallium	205	1	**0.13**	**B**	**0.11**	**B**						
Zinc	66	10	2.4	U	2.4	U						

U Result is less than the IDL

B Result is between IDL and RL

TestAmerica North Canton

Metals Data Reporting Form

Interference Check Standard A

Instrument: ICPST **Units:** ug/L

Chart Number: I50406A.ARC **Acceptable Range:** 80% - 120%

Standard Source: Ultra **Standard ID:**

Element	WL/ Mass	Reporting Limit	True Conc	ICSA 04/06/09 2:04 PM Found	Found	Found	Found	Found
Aluminum	308.215		500000	469000				
Antimony	206.838	5		-1				
Arsenic	189.042	5		2				
Barium	493.409	10		2				
Beryllium	313.042	1		0				
Cadmium	226.502	1		1				
Calcium	317.933		500000	491000				
Chromium	267.716	5		4				
Cobalt	228.616	5		2				
Copper	324.753	5		3				
Iron	271.441		200000	193000				
Lead	220.353	3		-5				
Magnesium	279.078		500000	521000				
Manganese	257.61	10		18				
Nickel	231.604	10		3				
Potassium	766.491	200		143				
Selenium	196.026	5		8				
Silver	328.068	5		0				
Sodium	330.232	1000		-240				
Vanadium	292.402	10		-2				
Zinc	213.856	40		-7				

U Result is less than the IDL

B Result is between IDL and RL

Form 4 Equivalent

TestAmerica North Canton

Metals Data Reporting Form

Interference Check Standard A

Instrument: ICPMS **Units:** ug/L

Chart Number: I80406A.csv **Acceptable Range:** 50% - 150%

Standard Source: **Standard ID:**

Element	WL/ Mass	Reporting Limit	True Conc	ICSA 04/06/09 4:15 PM Found	Found	Found	Found	Found
Aluminum	27		50000	51700				
Antimony	121	5		0.130				
Beryllium	9	1		0.027				
Cadmium	111	1		-0.300				
Iron	56		50000	52900				
Thallium	205	1		0.030				
Zinc	66	10		1				

U Result is less than the IDL

B Result is between IDL and RL

Form 4 Equivalent

TestAmerica North Canton

Metals Data Reporting Form

Interference Check Standard AB

Instrument: ICPST **Units:** ug/L

Chart Number: I50406A.ARC **Acceptable Range:** 80% - 120%

Standard Source: Ultra **Standard ID:**

Element	WL/ Mass	True Conc	ICSAB 04/06/09 2:09 PM Found	% Rec	Found	% Rec	Found	% Rec	Found	% Rec	Found	% Rec
Aluminum	308.215	500000	458619.7	**91.7**								
Antimony	206.838	1000	985.3	**98.5**								
Arsenic	189.042	1000	934.5	**93.5**								
Barium	493.409	500	503.6	**100.7**								
Beryllium	313.042	500	489.7	**97.9**								
Cadmium	226.502	1000	933.3	**93.3**								
Calcium	317.933	500000	482030.1	**96.4**								
Chromium	267.716	500	473.2	**94.6**								
Cobalt	228.616	500	481.0	**96.2**								
Copper	324.753	500	509.7	**101.9**								
Iron	271.441	200000	189453.9	**94.7**								
Lead	220.353	1000	918.1	**91.8**								
Magnesium	279.078	500000	512621.5	**102.5**								
Manganese	257.61	500	508.6	**101.7**								
Nickel	231.604	1000	939.3	**93.9**								
Potassium	766.491	10000	9609.6	**96.1**								
Selenium	196.026	1000	916.0	**91.6**								
Silver	328.068	1000	996.2	**99.6**								
Sodium	330.232	10000	11276.2	**112.8**								
Vanadium	292.402	500	485.3	**97.1**								
Zinc	213.856	1000	960.2	**96.0**								

N Spike recovery failed
NC Percent recovery was not calculated
U Result is less than the IDL

Form 4 Equivalent

TestAmerica North Canton

Metals Data Reporting Form

Interference Check Standard AB

Instrument: ICPMS **Units:** ug/L

Chart Number: I80406A.csv **Acceptable Range:** 50% - 150%

Standard Source: **Standard ID:**

Element	WL/ Mass	True Conc	ICSAB 04/06/09 4:19 PM Found	% Rec	Found	% Rec	Found	% Rec	Found	% Rec	Found	% Rec
Aluminum	27	50000	49893.3	**99.8**								
Antimony	121	100	100.4	**100.4**								
Beryllium	9	100	102.5	**102.5**								
Cadmium	111	100	101.7	**101.7**								
Iron	56	50000	51566.7	**103.1**								
Thallium	205	100	100.0	**100.0**								
Zinc	66	100	103.1	**103.1**								

N Spike recovery failed
NC Percent recovery was not calculated
U Result is less than the IDL

Form 4 Equivalent

TestAmerica North Canton

Metals Data Reporting Form

Post Digest Spike Sample Results

Spike Sample ID: K9C7RA

Original Sample ID: K9C7R **Client ID:** SCFmw-001-0008-WS

Matrix: Soil **Units:** ug/L **Prep Date:** 04/01/09 **Prep Batch:** 9091025

Weight: NA **Volume:** NA **Percent Moisture:** NA

Element	WL/ Mass	OS Conc	Q	PDS Conc	Q	Spike Level	% Rec	OS DF	PDS DF	Instr	OS Anal Date	OS Anal Time	PDS Anal Date	PDS Anal Time
Antimony	206.8	5.3	U	88.6		100	88.6	1	1	ICPST	04/06/09	20:49	04/07/09	8:23

Comments:

5.21.0

N Spike recovery failed
NC Percent recovery was not calculated
U Result is less than the IDL
B Result is between IDL and RL

Form 5B Equivalent

TestAmerica North Canton

Metals Data Reporting Form

Serial Dilution RPD Report

Serial Dilution Sample ID: K9C7RL

Original Sample ID: K9C7R **Client ID:** SCFmw-001-0008-WS

Matrix: Soil **Units:** ug/L **Prep Date:** 04/01/09 **Prep Batch:** 9091025

Weight: NA **Volume:** NA **Percent Moisture:** NA

Element	WL/ Mass	OS Conc	Q	Serial Dilution Conc	Q	Percent Diff	OS DF	Ser Dil DF	Instr	OS Anal Date	OS Anal Time	Ser Dil Anal Date	Ser Dil Anal Time
Aluminum	308.215	72500		75700		4.4	1	5	ICPST	04/06/09	20:49	04/06/09	20:53
Antimony	206.838	5.3	U	26.5	U		1	5	ICPST	04/06/09	20:49	04/06/09	20:53
Arsenic	189.042	76.2		79.4			1	5	ICPST	04/06/09	20:49	04/06/09	20:53
Barium	493.409	490		511		4.4	1	5	ICPST	04/06/09	20:49	04/06/09	20:53
Beryllium	313.042	4.9		6.2			1	5	ICPST	04/06/09	20:49	04/06/09	20:53
Cadmium	226.502	0.74	B	0.90	U		1	5	ICPST	04/06/09	20:49	04/06/09	20:53
Calcium	317.933	162000		172000		6.0	1	5	ICPST	04/06/09	20:49	04/06/09	20:53
Chromium	267.716	123		134		8.4	1	5	ICPST	04/06/09	20:49	04/06/09	20:53
Cobalt	228.616	73.2		78.2		6.8	1	5	ICPST	04/06/09	20:49	04/06/09	20:53
Copper	324.753	127		123		3.3	1	5	ICPST	04/06/09	20:49	04/06/09	20:53
Iron	271.441	321000		343000		6.7	1	5	ICPST	04/06/09	20:49	04/06/09	20:53
Lead	220.353	73.6		78.7		6.8	1	5	ICPST	04/06/09	20:49	04/06/09	20:53
Magnesium	279.078	43600		45700		4.9	1	5	ICPST	04/06/09	20:49	04/06/09	20:53
Manganese	257.61	7330		7870		7.3	1	5	ICPST	04/06/09	20:49	04/06/09	20:53
Nickel	231.604	212		229		7.9	1	5	ICPST	04/06/09	20:49	04/06/09	20:53
Potassium	766.491	13500		12500		7.1	1	5	ICPST	04/06/09	20:49	04/06/09	20:53
Selenium	196.026	4.3	B	13.0	U		1	5	ICPST	04/06/09	20:49	04/06/09	20:53
Silver	328.068	1.1	U	5.5	U		1	5	ICPST	04/06/09	20:49	04/06/09	20:53
Sodium	330.232	182	U	910	U		1	5	ICPST	04/06/09	20:49	04/06/09	20:53
Vanadium	292.402	132		137		4.1	1	5	ICPST	04/06/09	20:49	04/06/09	20:53
Zinc	213.856	410		438		6.9	1	5	ICPST	04/06/09	20:49	04/06/09	20:53

Comments:

E Serial dilution percent difference not within limits

U Result is less than the IDL

B Result is between IDL and RL

TestAmerica North Canton

Metals Data Reporting Form

Serial Dilution RPD Report

Serial Dilution Sample ID: K9C6GL

Original Sample ID: K9C6G **Client ID:** SCFmw-005-0003-GW

Matrix: Water **Units:** ug/L **Prep Date:** 04/02/09 **Prep Batch:** 9092020

Weight: NA **Volume:** NA **Percent Moisture:** NA

Element	WL/ Mass	OS Conc	Q	Serial Dilution Conc	Q	Percent Diff	OS DF	Ser Dil DF	Instr	OS Anal Date	OS Anal Time	Ser Dil Anal Date	Ser Dil Anal Time
Arsenic	189.042	71.0		67.9			1	5	ICPST	04/06/09	17:56	04/06/09	18:00
Barium	493.409	43.6		43.1	B	1.2	1	5	ICPST	04/06/09	17:56	04/06/09	18:00
Calcium	317.933	69200		69800		0.9	1	5	ICPST	04/06/09	17:56	04/06/09	18:00
Chromium	267.716	0.86	U	4.3	U		1	5	ICPST	04/06/09	17:56	04/06/09	18:00
Cobalt	228.616	75.9		77.3		1.9	1	5	ICPST	04/06/09	17:56	04/06/09	18:00
Copper	324.753	0.93	U	4.6	U		1	5	ICPST	04/06/09	17:56	04/06/09	18:00
Lead	220.353	0.94	U	4.7	U		1	5	ICPST	04/06/09	17:56	04/06/09	18:00
Magnesium	279.078	58400		58100		0.5	1	5	ICPST	04/06/09	17:56	04/06/09	18:00
Manganese	257.61	3220		3270		1.7	1	5	ICPST	04/06/09	17:56	04/06/09	18:00
Nickel	231.604	280		290		3.6	1	5	ICPST	04/06/09	17:56	04/06/09	18:00
Potassium	766.491	8550		8080		5.6	1	5	ICPST	04/06/09	17:56	04/06/09	18:00
Selenium	196.026	2.6	U	21.0	B		1	5	ICPST	04/06/09	17:56	04/06/09	18:00
Silver	328.068	1.1	U	5.5	U		1	5	ICPST	04/06/09	17:56	04/06/09	18:00
Sodium	330.232	10400		10100		2.8	1	5	ICPST	04/06/09	17:56	04/06/09	18:00
Vanadium	292.402	0.89	U	4.4	U		1	5	ICPST	04/06/09	17:56	04/06/09	18:00

Comments:

E Serial dilution percent difference not within limits

U Result is less than the IDL

B Result is between IDL and RL

TestAmerica North Canton

Metals Data Reporting Form

Serial Dilution RPD Report

Serial Dilution Sample ID: K9C69TL

Original Sample ID: K9C69T **Client ID:** SCFww-001-0004-WW

Matrix: TCLP **Units:** ug/L **Prep Date:** 04/02/09 **Prep Batch:** 9092022

Weight: NA **Volume:** NA **Percent Moisture:** NA

Element	WL/ Mass	OS Conc	Q	Serial Dilution Conc	Q	Percent Diff	OS DF	Ser Dil DF	Instr	OS Anal Date	OS Anal Time	Ser Dil Anal Date	Ser Dil Anal Time
Arsenic	189.042	4.1	U	20.5	U		1	5	ICPST	04/06/09	17:05	04/06/09	17:10
Barium	493.409	27.5		27.8	B	1.1	1	5	ICPST	04/06/09	17:05	04/06/09	17:10
Cadmium	226.502	0.18	U	0.90	U		1	5	ICPST	04/06/09	17:05	04/06/09	17:10
Chromium	267.716	0.86	U	4.3	U		1	5	ICPST	04/06/09	17:05	04/06/09	17:10
Lead	220.353	0.94	U	4.7	U		1	5	ICPST	04/06/09	17:05	04/06/09	17:10
Selenium	196.026	5.3		18.9	B		1	5	ICPST	04/06/09	17:05	04/06/09	17:10
Silver	328.068	1.1	U	5.5	U		1	5	ICPST	04/06/09	17:05	04/06/09	17:10

Comments:

E Serial dilution percent difference not within limits
U Result is less than the IDL
B Result is between IDL and RL

TestAmerica North Canton

Metals Data Reporting Form

Serial Dilution RPD Report

Serial Dilution Sample ID: K9C7RTL

Original Sample ID: K9C7RT **Client ID:** SCFmw-001-0008-WS

Matrix: TCLP **Units:** ug/L **Prep Date:** 04/02/09 **Prep Batch:** 9092024

Weight: NA **Volume:** NA **Percent Moisture:** NA

Element	WL/ Mass	OS Conc	Q	Serial Dilution Conc	Q	Percent Diff	OS DF	Ser Dil DF	Instr	OS Anal Date	OS Anal Time	Ser Dil Anal Date	Ser Dil Anal Time
Arsenic	189.042	4.1	U	20.5	U		1	5	ICPST	04/06/09	22:02	04/06/09	22:07
Barium	493.409	495		503		1.7	1	5	ICPST	04/06/09	22:02	04/06/09	22:07
Cadmium	226.502	0.79	B	0.90	U		1	5	ICPST	04/06/09	22:02	04/06/09	22:07
Chromium	267.716	1.3	B	4.3	U		1	5	ICPST	04/06/09	22:02	04/06/09	22:07
Lead	220.353	0.94	U	4.7	U		1	5	ICPST	04/06/09	22:02	04/06/09	22:07
Selenium	196.026	3.2	B	19.6	B		1	5	ICPST	04/06/09	22:02	04/06/09	22:07
Silver	328.068	1.1	U	5.5	U		1	5	ICPST	04/06/09	22:02	04/06/09	22:07

Comments:

E Serial dilution percent difference not within limits

U Result is less than the IDL

B Result is between IDL and RL

TestAmerica North Canton

Metals Data Reporting Form

Serial Dilution RPD Report

Serial Dilution Sample ID: K9C7RL

Original Sample ID: K9C7R **Client ID:** SCFmw-001-0008-WS

Matrix: Soil **Units:** ug/L **Prep Date:** 04/01/09 **Prep Batch:** 9091025

Weight: NA **Volume:** NA **Percent Moisture:** NA

Element	WL/ Mass	OS Conc	Q	Serial Dilution Conc	Q	Percent Diff	OS DF	Ser Dil DF	Instr	OS Anal Date	OS Anal Time	Ser Dil Anal Date	Ser Dil Anal Time
Thallium	205	1.2		1.3	B		1	5	ICPMS	04/06/09	18:04	04/06/09	18:08

Comments:

5.04.5

E Serial dilution percent difference not within limits
U Result is less than the IDL
B Result is between IDL and RL

Form 9 Equivalent

TestAmerica North Canton

Metals Data Reporting Form

Serial Dilution RPD Report

Serial Dilution Sample ID: K9C6GL

Original Sample ID: K9C6G **Client ID:** SCFmw-005-0003-GW

Matrix: Water **Units:** ug/L **Prep Date:** 04/02/09 **Prep Batch:** 9092020

Weight: NA **Volume:** NA **Percent Moisture:** NA

Element	WL/ Mass	OS Conc	Q	Serial Dilution Conc	Q	Percent Diff	OS DF	Ser Dil DF	Instr	OS Anal Date	OS Anal Time	Ser Dil Anal Date	Ser Dil Anal Time
Aluminum	27	8.0	B	77.0	B		1	5	ICPMS	04/06/09	20:58	04/06/09	21:13
Antimony	121	16.2		16.0	B		1	5	ICPMS	04/06/09	20:58	04/06/09	21:13
Beryllium	9	0.013	B	0.060	U		1	5	ICPMS	04/06/09	20:58	04/06/09	21:13
Cadmium	111	0.11	B	0.15	B		1	5	ICPMS	04/06/09	20:58	04/06/09	21:13
Iron	56	1180		1180			1	5	ICPMS	04/06/09	20:58	04/06/09	21:13
Thallium	205	0.090	U	0.45	U		1	5	ICPMS	04/06/09	20:58	04/06/09	21:13
Zinc	66	36.6		38.5	B		1	5	ICPMS	04/06/09	20:58	04/06/09	21:13

Comments:

E Serial dilution percent difference not within limits

U Result is less than the IDL

B Result is between IDL and RL

TestAmerica North Canton

Metals Data Reporting Form

Instrument Detection Limits

Instrument: CVAA **Units:** ppb

Element	Wavelength	Reporting Limit	IDL	Date of IDL
Mercury	253.700	0.2	0.10	01/13/09

TestAmerica North Canton

Metals Data Reporting Form

Instrument Detection Limits

Instrument: ICPST **Units:** ppb

Element	Wavelength	Reporting Limit	IDL	Date of IDL
Aluminum	308.215	100.0	6.1	05/29/08
Antimony	206.838	5.0	5.3	05/29/08
Arsenic	189.042	5.0	4.1	05/29/08
Barium	493.409	10.0	0.26	05/29/08
Beryllium	313.042	1.0	0.10	05/29/08
Cadmium	226.502	1.0	0.18	05/29/08
Calcium	317.933	1000.0	18.3	05/29/08
Chromium	267.716	5.0	0.86	05/29/08
Cobalt	228.616	5.0	0.36	05/29/08
Copper	324.753	5.0	0.93	05/29/08
Iron	271.441	200.0	22.7	05/29/08
Lead	220.353	3.0	0.94	05/29/08
Magnesium	279.078	100.0	7.0	05/29/08
Manganese	257.610	10.0	0.12	05/29/08
Nickel	231.604	10.0	2.5	05/29/08
Potassium	766.491	200.0	19.8	05/29/08
Selenium	196.026	5.0	2.6	05/29/08
Silver	328.068	5.0	1.1	05/29/08
Sodium	330.232	1000.0	182	05/29/08
Vanadium	292.402	10.0	0.89	05/29/08
Zinc	213.856	40.0	0.96	05/29/08

TestAmerica North Canton

Metals Data Reporting Form

Instrument Detection Limits

Instrument: ICPMS **Units:** ppb

Element	Mass	Reporting Limit	IDL	Date of IDL
Aluminum	27	100.0	2.2	03/12/09
Antimony	121	5.0	0.024	03/12/09
Beryllium	9	1.0	0.012	03/12/09
Cadmium	111	1.0	0.0070	03/12/09
Iron	56	100.0	7.8	03/12/09
Thallium	205	1.0	0.090	03/12/09
Zinc	66	10.0	2.4	03/12/09

TestAmerica North Canton

Metals Data Reporting Form

Inter-Element Correction Factors

Instrument: ICPST **Date of IEC's:** 11/13/08

Interfering Element	Wavelength /Mass	Correction Factor(s)
Aluminum	308.215	Cd(0.000004), Pb(-0.0000333), Sb(-0.00000667), Tl(-0.00002), Zn(0.000011)
Chromium	267.716	As(-0.00364), Fe(0.001539), Sb(0.01264933), Tl(0.000317)
Copper	324.753	Pb(0.00025133), Zn(0.000506)
Iron	271.441	As(0.000006), Cd(0.000054), Cr(-0.000009), Mn(0.000006), Mo(-0.00001), Pb(0.000036), Sb(0.00002267), Se(-0.00019333), Tl(-0.00004), V(0.000027), Zn(0.000106)
Manganese	257.61	Ag(0.000126), Al(0.013466), Mg(-0.00193), Pb(0.00005733), Se(0.00056933), Tl(-0.0016)
Molybdenum	202.03	Al(0.014499), As(-0.00184), Cu(0.000347), Fe(0.002719), Pb(-0.00075), Sb(0.01206833), V(-0.00106)
Nickel	231.604	Cd(0.000027), Co(0.00022), Pb(0.00249), Sb(-0.00257333), Zn(0.006316)
Titanium	334.941	Be(-0.00149)
Vanadium	292.402	Al(0.024359), Be(0.000367), Cr(0.000165), Cu(-0.0005), Fe(0.014236), Pb(-0.00014), Sb(-0.0000933), Tl(0.003141)

TestAmerica North Canton

Metals Data Reporting Form

Linear Dynamic Ranges

Instrument: ICPST **Units:** ppb

Element	Wavelength /Mass	Linear Range	Date of Linear Range
Aluminum	308.22	500000	11/13/08
Antimony	206.84	10000	11/13/08
Arsenic	189.04	10000	11/13/08
Barium	493.41	25000	11/13/08
Beryllium	313.04	4000	11/13/08
Cadmium	226.50	2500	11/13/08
Calcium	317.93	600000	11/13/08
Chromium	267.72	50000	11/13/08
Cobalt	228.62	50000	11/13/08
Copper	324.75	50000	11/13/08
Iron	271.44	600000	11/13/08
Lead	220.35	15000	11/13/08
Magnesium	279.08	500000	11/13/08
Manganese	257.61	25000	11/13/08
Nickel	231.60	50000	11/13/08
Potassium	766.49	600000	11/13/08
Selenium	196.03	10000	11/13/08
Silver	328.07	2000	11/13/08
Sodium	330.23	600000	11/13/08
Vanadium	292.40	50000	11/13/08
Zinc	213.86	10000	11/13/08

TestAmerica North Canton

Metals Data Reporting Form

Linear Dynamic Ranges

Instrument: ICPMS **Units:** ppb

Element	Wavelength /Mass	Linear Range	Date of Linear Range
Aluminum	27.00	500000	09/29/08
Antimony	121.00	1000	09/29/08
Beryllium	9.00	10000	09/29/08
Cadmium	111.00	10000	09/29/08
Iron	56.00	500000	09/29/08
Thallium	205.00	10000	09/29/08
Zinc	66.00	10000	09/29/08

TestAmerica North Canton TCLP Logbook

					Pre-Test			% Dry Solids				Leach Start						Leach Finish					
Pre-Prep Batch	Lot #	Sample No.	Parameters	Matrix	Wt (g) Sample	pH after water	pH after heating	Wt (g) Sample	Wt (g) Filter	Filter + Particulates Wt (g)	% Dry Solids	Wt (g) Sample	Buffer #	Date On	Buffer ID	Time On	Initials On	Date Off	Time Off	pH Off	Initials Off	Tumbler ID	Comments
P909112	A9C190150	K8RWT T	M B	SOLID	5.02	7.15	2.01				#DIV/0!	99.86	1	04/01/09	7193	2:25p	DONATJ	04/02/09	6:45a	5.54	JONESDI	A	MS/MSD
P909113	A9C310174	K9C71 T	M B P H	SOLID	4.99	7.31	1.93				#DIV/0!	100.39	1	04/01/09	7193	2:25p	DONATJ	04/02/09	6:45a	4.98	JONESDI	A	
P909113	A9C310174	K9C72 T	M B P H	SOLID	4.98	7.19	1.86				#DIV/0!	99.87	1	04/01/09	7193	2:25p	DONATJ	04/02/09	6:45a	5.19	JONESDI	A	
P909113	A9C310174	K9C73 T	M B P H	SOLID	5.04	7.10	1.81				#DIV/0!	99.46	1	04/01/09	7193	2:25p	DONATJ	04/02/09	6:45a	5.35	JONESDI	A	
P909113	A9C310174	K9C76 T	M B P H	SOLID	5.06	7.07	1.77				#DIV/0!	100.14	1	04/01/09	7194	2:25p	DONATJ	04/02/09	6:45a	4.97	JONESDI	C	
P909113	A9C310174	K9C77 T	M B P H	SOLID	4.98	6.83	1.76				#DIV/0!	99.86	1	04/01/09	7194	2:25p	DONATJ	04/02/09	6:45a	5.45	JONESDI	C	
P909113	A9C310174	K9C7R T	M B P H	SOLID	4.89	6.63	1.77				#DIV/0!	99.95	1	04/01/09	7194	2:25p	DONATJ	04/02/09	6:45a	6.01	JONESDI	C	MS/MSD
P909113	A9C310174	K9C7W T	M B P H	SOLID	5.01	6.50	1.73				#DIV/0!	99.87	1	04/01/09	7194	2:25p	DONATJ	04/02/09	6:45a	5.16	JONESDI	C	
P909110	A9C310174	K9C69 T	M B P H	WATER	N/A	N/A	N/A	103.12	0.10	0.48	0.37%	N/A	1	04/01/09	N/A	N/A	DONATJ	04/02/09	6:45a	6.94	JONESDI	N/A	MS/MSD
P909110	A9C310174	K9C7F T	M B P H	WATER	N/A	N/A	N/A	104.46	0.10	0.32	0.21%	N/A	1	04/01/09	N/A	N/A	DONATJ	04/02/09	6:45a	7.32	JONESDI	N/A	
P909110	A9C310174	K9C7J T	M B P H	WATER	N/A	N/A	N/A	102.44	0.10	0.43	0.32%	N/A	1	04/01/09	N/A	N/A	DONATJ	04/02/09	6:45a	7.17	JONESDI	N/A	
P909111	A9C310150	K9C1D T	M B	WATER	N/A	N/A	N/A	104.62	0.09	0.40	0.30%	N/A	1	04/01/09	N/A	N/A	DONATJ	04/02/09	6:45a	6.97	JONESDI	N/A	
P909111	A9C270188	K88M5 T	M	WATER	See 3/31/09			See 3/30/09				58.68	1	04/01/09	7195	2:25p	DONATJ	04/02/09	6:45a	2.39	JONESDI	C	MULTIPHASE 1174mL MS/MSD
P909114	A9C310166	K9C4R T	M	WASTE	N/A	N/A	N/A	52.61	0.11	0.35	0.46%	N/A	1	04/01/09	N/A	N/A	DONATJ	04/02/09	6:45a	6	JONESDI	N/A	B3
P909114	A9C310166	K9C4V T	M B	WASTE	N/A	N/A	N/A	29.98	0.11	0.23	0.40%	N/A	1	04/01/09	N/A	N/A	DONATJ	04/02/09	6:45a	6	JONESDI	N/A	B3
P909114	A9C310166	K9C4W T	M B	WASTE	N/A	N/A	N/A	32.88	0.09	0.22	0.40%	N/A	1	04/01/09	N/A	N/A	DONATJ	04/02/09	6:45a	6	JONESDI	N/A	B3
P909114	A9C270193	K88NW T	M B	WASTE	See 3/31/09			See 3/30/09				45.50	1	04/01/09	7195	2:25p	DONATJ	04/02/09	6:45a	5.02	JONESDI	C	A9 B3 MULTIPHASE 910mL
P909110		K9ENXB		BLANK							#DIV/0!	N/A	1	04/01/09	7196	2:25p	DONATJ	04/02/09	6:45a	4.90	JONESDI	A	
P909111		K9EPCB		BLANK							#DIV/0!	N/A	1	04/01/09	7196	2:25p	DONATJ	04/02/09	6:45a	4.90	JONESDI	A	
P909112		K9EPXB		BLANK							#DIV/0!	N/A	1	04/01/09	7196	2:25p	DONATJ	04/02/09	6:45a	4.90	JONESDI	A	
P909113		K9EP8B		BLANK							#DIV/0!	N/A	1	04/01/09	7196	2:25p	DONATJ	04/02/09	6:45a	4.90	JONESDI	A	
P909114		K9ET8		BLANK							#DIV/0!												
											#DIV/0!												
											#DIV/0!												
											#DIV/0!												

T=TCLP E=SPLPE W=SPLPW DI= DI Leach

Batch Number: **9091025**

TestAmerica Laboratories, Inc.
Metals Prep Log/ Batch Summary

Prepared By: Lisa McGall (e-Signature)

Prep Date: 04/01/09
Due Date: 04/10/09

Lot	Work Order			ICP Weight	ICPMS Weight	Hg Weight
A9D010000 Solid	K9D2L	B	Due Date: SDG:	1.00 g	1.00 g	0.60 g
A9D010000 Solid	K9D2L	C	Due Date: SDG:	1.00 g	1.00 g	0.60 g
A9C310174 Solid	K9C7R Total		Due Date: 04/10/09 SDG:	1.00 g	1.00 g	0.60 g
A9C310174 Solid	K9C7R Total	S	Due Date: 04/10/09 SDG:	1.00 g	1.00 g	0.60 g
A9C310174 Solid	K9C7R Total	X	Due Date: 04/10/09 SDG:	1.00 g	1.00 g	0.60 g
A9C310174 Solid	K9C7W Total		Due Date: 04/10/09 SDG:	1.00 g	1.00 g	0.60 g
A9C310174 Solid	K9C71 Total		Due Date: 04/10/09 SDG:	1.00 g	1.00 g	0.60 g
A9C310174 Solid	K9C72 Total		Due Date: 04/10/09 SDG:	1.00 g	1.00 g	0.60 g
A9C310174 Solid	K9C73 Total		Due Date: 04/10/09 SDG:	1.00 g	1.00 g	0.60 g
A9C310174 Solid	K9C76 Total		Due Date: 04/10/09 SDG:	1.00 g	1.00 g	0.60 g
A9C310174 Solid	K9C77 Total		Due Date: 04/10/09 SDG:	1.00 g	1.00 g	0.60 g

LEVEL 2

BLANK AND CHECK STANDARD ON BATCH	X
MS/MSD AND PDS ON BATCH	X
CORRECT SPIKES ADDED	X
SPIKING SOLUTIONS DOCUMENTED ON BATCH LOG	X

Comments:

B-BLANK; C-CHECK SAMPLE; L-CHECK SAMPLE DUPLICATE; P-SERIAL DILUTION; S-MATRIX SPIKE SAMPLE; D-MATRIX SPIKE DUPLICATE SAMPLE

Unless otherwise noted, final volumes are as follows: Soils - 100 mL. Waters - ICP and ICPMS - 50 mL, Hg - 100 mL.

ICP ELEMENTS WITHIN THE BATCH:

AG AL AS BA BE CA CD CO CR CU FE KX MG MN NA NI PB SB SE VX ZN

ICPMS ELEMENTS WITHIN THE BATCH:

TL

Matrix Spike Information:

K9C7R	ICP-1	ICP-2A	Hg	Ag	ICPMS-1

Check Sample Information:

K9D2L	ICP-1	ICP-2A	Hg	Ag	ICPMS-1

Prep Method(s): SW846 3050B, SW846 7471A

Batch Number: **9092020**

TestAmerica Laboratories, Inc.
Metals Prep Log/ Batch Summary

Prepared By: Lisa McGall (e-Signature)

Prep Date: 04/02/09
Due Date: 04/10/09

Lot	Work Order			ICP Weight	ICPMS Weight	Hg Weight
A9D020000 Water	K9FTV	B	Due Date: SDG:	50 mL	50 mL	100 mL
A9D020000 Water	K9FTV	C	Due Date: SDG:	50 mL	50 mL	100 mL
A9C310174 Water	K9C6G Total		Due Date: 04/10/09 SDG:	50 mL	50 mL	100 mL
A9C310174 Water	K9C6G Total	S	Due Date: 04/10/09 SDG:	50 mL	50 mL	100 mL
A9C310174 Water	K9C6G Total	X	Due Date: 04/10/09 SDG:	50 mL	50 mL	100 mL
A9C310174 Water	K9C69 Total		Due Date: 04/10/09 SDG:	50 mL	50 mL	100 mL
A9C310174 Water	K9C7F Total		Due Date: 04/10/09 SDG:	50 mL	50 mL	100 mL
A9C310174 Water	K9C7J Total		Due Date: 04/10/09 SDG:	50 mL	50 mL	100 mL

1/2 prep - Hg only - Lim. Qty.

LEVEL 2	
BLANK AND CHECK STANDARD ON BATCH	X
MS/MSD AND PDS ON BATCH	X
CORRECT SPIKES ADDED	X
SPIKING SOLUTIONS DOCUMENTED ON BATCH LOG	X

Comments:

B-BLANK; C-CHECK SAMPLE; L-CHECK SAMPLE DUPLICATE; P-SERIAL DILUTION; S-MATRIX SPIKE SAMPLE; D-MATRIX SPIKE DUPLICATE SAMPLE

Unless otherwise noted, final volumes are as follows: Soils - 100 mL. Waters - ICP and ICPMS - 50 mL, Hg - 100 mL.

ICP ELEMENTS WITHIN THE BATCH:

AG AS BA CA CO CR CU KX MG MN NA NI PB SE VX

ICPMS ELEMENTS WITHIN THE BATCH:

AL BE CD FE SB TL ZN

Matrix Spike Information:

K9C6G	ICP-1	ICP-2A	Hg	Ag	ICPMS-1	ICPMS-2

Check Sample Information:

K9FTV	ICP-1	ICP-2A	Hg	Ag	ICPMS-1	ICPMS-2

Prep Method(s): SW846 3005A, SW846 7470A

Batch Number: **9092022**

TestAmerica Laboratories, Inc.
Metals Prep Log/ Batch Summary

Prepared By: Lisa McGall (e-Signature)

Prep Date: 04/02/09
Due Date: 04/10/09

Lot	Work Order			ICP Weight	ICPMS Weight	Hg Weight
A9D010000 Water	K9ENX	B	Due Date: SDG:	50 mL		100 mL
A9D020000 Water	K9FT1	B	Due Date: SDG:	50 mL		100 mL
A9D020000 Water	K9FT1	C	Due Date: SDG:	50 mL		100 mL
A9C310174 Water	K9C69 TCLP		Due Date: 04/10/09 SDG:	50 mL		100 mL
A9C310174 Water	K9C69 TCLP	S	Due Date: 04/10/09 SDG:	50 mL		100 mL
A9C310174 Water	K9C69 TCLP	X	Due Date: 04/10/09 SDG:	50 mL		100 mL
A9C310174 Water	K9C7F TCLP		Due Date: 04/10/09 SDG:	50 mL		100 mL
A9C310174 Water	K9C7J TCLP		Due Date: 04/10/09 SDG:	50 mL		100 mL

LEVEL 2

BLANK AND CHECK STANDARD ON BATCH	X
MS/MSD AND PDS ON BATCH	X
CORRECT SPIKES ADDED	X
SPIKING SOLUTIONS DOCUMENTED ON BATCH LOG	X

Comments: ICP is Total Prep, pH < 2.

B-BLANK; C-CHECK SAMPLE; L-CHECK SAMPLE DUPLICATE; P-SERIAL DILUTION; S-MATRIX SPIKE SAMPLE; D-MATRIX SPIKE DUPLICATE SAMPLE

Unless otherwise noted, final volumes are as follows: Soils - 100 mL. Waters - ICP and ICPMS - 50 mL, Hg - 100 mL.

ICP ELEMENTS WITHIN THE BATCH:

AG AS BA CD CR PB SE

Matrix Spike Information:

K9C69 RCRA Hg

Check Sample Information:

K9FT1 ICP-1 Hg Ag

Prep Method(s): SW846 1311/3010A, SW846 1311/7470A

Batch Number: **9092024**

TestAmerica Laboratories, Inc.
Metals Prep Log/ Batch Summary

Prepared By: Lisa McGall (e-Signature)

Prep Date: 04/02/09
Due Date: 04/10/09

Lot	Work Order			ICP Weight	ICPMS Weight	Hg Weight
A9D010000 Solid	K9EP8	B	Due Date: SDG:	50 mL		100 mL
A9D020000 Solid	K9FT5	B	Due Date: SDG:	50 mL		100 mL
A9D020000 Solid	K9FT5	C	Due Date: SDG:	50 mL		100 mL
A9C310174 Solid	K9C7R TCLP		Due Date: 04/10/09 SDG:	50 mL		100 mL
A9C310174 Solid	K9C7R TCLP	S	Due Date: 04/10/09 SDG:	50 mL		100 mL
A9C310174 Solid	K9C7R TCLP	X	Due Date: 04/10/09 SDG:	50 mL		100 mL
A9C310174 Solid	K9C7W TCLP		Due Date: 04/10/09 SDG:	50 mL		100 mL
A9C310174 Solid	K9C71 TCLP		Due Date: 04/10/09 SDG:	50 mL		100 mL
A9C310174 Solid	K9C72 TCLP		Due Date: 04/10/09 SDG:	50 mL		100 mL
A9C310174 Solid	K9C73 TCLP		Due Date: 04/10/09 SDG:	50 mL		100 mL
A9C310174 Solid	K9C76 TCLP		Due Date: 04/10/09 SDG:	50 mL		100 mL
A9C310174 Solid	K9C77 TCLP		Due Date: 04/10/09 SDG:	50 mL		100 mL

LEVEL 2

BLANK AND CHECK STANDARD ON BATCH	X
MS/MSD AND PDS ON BATCH	X
CORRECT SPIKES ADDED	X
SPIKING SOLUTIONS DOCUMENTED ON BATCH LOG	X

Comments: ICP is Total Prep, pH < 2.

B-BLANK; C-CHECK SAMPLE; L-CHECK SAMPLE DUPLICATE; P-SERIAL DILUTION; S-MATRIX SPIKE SAMPLE; D-MATRIX SPIKE DUPLICATE SAMPLE

Unless otherwise noted, final volumes are as follows: Soils - 100 mL. Waters - ICP and ICPMS - 50 mL, Hg - 100 mL.

ICP ELEMENTS WITHIN THE BATCH:

AG AS BA CD CR PB SE

Matrix Spike Information:

K9C7R RCRA Hg

Check Sample Information:

K9FT5 ICP-1 Hg Ag

Prep Method(s): SW846 1311/3010A, SW846 1311/7470A

Batch Number: **9093085**

TestAmerica Laboratories, Inc.
Metals Prep Log/ Batch Summary

Prepared By: Lisa McGall (e-Signature)

Prep Date: 04/03/09
Due Date: 04/10/09

Lot	Work Order			ICP Weight	ICPMS Weight	Hg Weight
A9D030000 Solid	K9JE7	B	Due Date: SDG:			0.6 g
A9D030000 Solid	K9JE7	C	Due Date: SDG:			0.6 g
A9C310174 Solid	K9C7R Total		Due Date: 04/10/09 SDG:			0.6 g
A9C310174 Solid	K9C7R Total	S	Due Date: 04/10/09 SDG:			0.6 g
A9C310174 Solid	K9C7R Total	X	Due Date: 04/10/09 SDG:			0.6 g
A9C310174 Solid	K9C7W Total		Due Date: 04/10/09 SDG:			0.6 g
A9C310174 Solid	K9C71 Total		Due Date: 04/10/09 SDG:			0.6 g
A9C310174 Solid	K9C72 Total		Due Date: 04/10/09 SDG:			0.6 g
A9C310174 Solid	K9C73 Total		Due Date: 04/10/09 SDG:			0.6 g
A9C310174 Solid	K9C76 Total		Due Date: 04/10/09 SDG:			0.6 g
A9C310174 Solid	K9C77 Total		Due Date: 04/10/09 SDG:			0.6 g

LEVEL 2

BLANK AND CHECK STANDARD ON BATCH	X
MS/MSD AND PDS ON BATCH	X
CORRECT SPIKES ADDED	X
SPIKING SOLUTIONS DOCUMENTED ON BATCH LOG	X

Comments:

B-BLANK; C-CHECK SAMPLE; L-CHECK SAMPLE DUPLICATE; P-SERIAL DILUTION; S-MATRIX SPIKE SAMPLE; D-MATRIX SPIKE DUPLICATE SAMPLE

Unless otherwise noted, final volumes are as follows: Soils - 100 mL. Waters - ICP and ICPMS - 50 mL, Hg - 100 mL.

Matrix Spike Information:
K9C7R Hg

Check Sample Information:
K9JE7 Hg

Prep Method(s): SW846 7471A

: Instrument Upload Run Log - Page 1 :
: Started Mon Apr 6 05:42:43 2009 by COUNTSK :
: Data File: UPL$CAN_DATA_ROOT:<LHG>HG10403A.PRN;1 :

#	WorkOrder	Dilution	Date	Time	Batch	Lot	Instrument
1	STD1REP1	1	03-APR-2009	10:06:11			H1
2	STD2REP1	1	03-APR-2009	10:07:20			H1
3	STD3REP1	1	03-APR-2009	10:08:28			H1
4	STD4REP1	1	03-APR-2009	10:09:39			H1
5	STD5REP1	1	03-APR-2009	10:10:56			H1
6	STD6REP1	1	03-APR-2009	10:12:04			H1
7	CK5ICV	1	03-APR-2009	10:13:19			H1
8	CK4ICB	1	03-APR-2009	10:14:26			H1
9	CK3CRA\MRL	1	03-APR-2009	10:15:43			H1
10	CK2CCV	1	03-APR-2009	10:16:58			H1
11	CK1CCB	1	03-APR-2009	10:18:37			H1
12	K9EPXTB	1	03-APR-2009	10:19:41	9092021	A9D010000	H1
13	K9FTXTB	1	03-APR-2009	10:20:48	9092021	A9D020000	H1
14	K9FTXTC	1	03-APR-2009	10:22:14	9092021	A9D020000	H1
15	K8RWTT	1	03-APR-2009	10:23:19	9092021	A9C190150	H1
16	K8RWTTS	1	03-APR-2009	10:24:28	9092021	A9C190150	H1
17	K8RWTTD	1	03-APR-2009	10:25:34	9092021	A9C190150	H1
18	K9ENXTB	1	03-APR-2009	10:26:43	9092022	A9D010000	H1
19	K9FT1TB	1	03-APR-2009	10:27:54	9092022	A9D020000	H1
20	K9FT1TC	1	03-APR-2009	10:29:05	9092022	A9D020000	H1
21	K9C69T	1	03-APR-2009	10:30:14	9092022	A9C310174	H1
22	CK2CCV	1	03-APR-2009	10:31:22			H1
23	CK1CCB	1	03-APR-2009	10:32:29			H1
24	K9C69TX	1	03-APR-2009	10:33:34	9092022	A9C310174	H1
25	K9C69TS	1	03-APR-2009	10:34:41	9092022	A9C310174	H1
26	K9C7FT	1	03-APR-2009	10:35:47	9092022	A9C310174	H1
27	K9C7JT	1	03-APR-2009	10:36:55	9092022	A9C310174	H1
28	K9EPCTB	1	03-APR-2009	10:38:00	9092023	A9D010000	H1
29	K9FT3TB	1	03-APR-2009	10:39:15	9092023	A9D020000	H1
30	K9FT3TC	1	03-APR-2009	10:40:44	9092023	A9D020000	H1
31	K88M5T	1	03-APR-2009	10:41:54	9092023	A9C270188	H1
32	K88M5TS	1	03-APR-2009	10:43:12	9092023	A9C270188	H1
33	K88M5TD	1	03-APR-2009	10:44:28	9092023	A9C270188	H1
34	CK2CCV	1	03-APR-2009	10:45:33			H1
35	CK1CCB	1	03-APR-2009	10:46:40			H1
36	K9C1DT	1	03-APR-2009	10:47:46	9092023	A9C310150	H1
37	K9EP8TB	1	03-APR-2009	10:49:13	9092024	A9D010000	H1
38	K9FT5TB	1	03-APR-2009	10:50:19	9092024	A9D020000	H1
39	K9FT5TC	1	03-APR-2009	10:51:58	9092024	A9D020000	H1
40	K9C7RT	1	03-APR-2009	10:53:03	9092024	A9C310174	H1
41	K9C7RTX	1	03-APR-2009	10:54:19	9092024	A9C310174	H1
42	K9C7RTS	1	03-APR-2009	10:56:00	9092024	A9C310174	H1
43	K9C76T	1	03-APR-2009	10:57:19	9092024	A9C310174	H1
44	K9C71T	1	03-APR-2009	10:58:27	9092024	A9C310174	H1

(continued)

#	WorkOrder	Dilution	Date	Time	Batch	Lot	Instrument
45	K9C73T	1	03-APR-2009	10:59:46	9092024	A9C310174	H1
46	CK2CCV	1	03-APR-2009	11:01:04			H1
47	CK1CCB	1	03-APR-2009	11:02:09			H1
48	K9C72T	1	03-APR-2009	11:03:34	9092024	A9C310174	H1
49	K9C77T	1	03-APR-2009	11:04:40	9092024	A9C310174	H1
50	K9C7WT	1	03-APR-2009	11:05:48	9092024	A9C310174	H1
51	K9FTPB	1	03-APR-2009	11:06:55	9092018	A9D020000	H1
52	K9FTPC	1	03-APR-2009	11:08:13	9092018	A9D020000	H1
53	K9E7C	1	03-APR-2009	11:09:28	9092018	9D01212	H1
54	K9E7CS	1	03-APR-2009	11:10:33	9092018	9D01212	H1
55	K9E7CD	1	03-APR-2009	11:11:48	9092018	9D01212	H1
56	K9E7CF	1	03-APR-2009	11:13:06	9092018	9D01212	H1
57	K9E7CFS	1	03-APR-2009	11:14:12	9092018	9D01212	H1
58	CK2CCV	1	03-APR-2009	11:15:17			H1
59	CK1CCB	1	03-APR-2009	11:16:23			H1
60	K9E7CFD	1	03-APR-2009	11:17:39	9092018	9D01212	H1
61	K9E3V	1	03-APR-2009	11:18:46	9092018	A9D010200	H1
62	K9E3VS	1	03-APR-2009	11:20:06	9092018	A9D010200	H1
63	K9E3VD	1	03-APR-2009	11:21:12	9092018	A9D010200	H1
64	K9E7E	1	03-APR-2009	11:22:27	9092018	9D01212	H1
65	K9E7EF	1	03-APR-2009	11:23:42	9092018	9D01212	H1
66	K9E66	1	03-APR-2009	11:24:58	9092018	9D01212	H1
67	K9E66F	1	03-APR-2009	11:26:13	9092018	9D01212	H1
68	K9E6P	1	03-APR-2009	11:27:40	9092018	9D01212	H1
69	K9E33	1	03-APR-2009	11:28:46	9092018	A9D010200	H1
70	CK2CCV	1	03-APR-2009	11:29:52			H1
71	CK1CCB	1	03-APR-2009	11:30:56			H1
72	K9DJ7	1	03-APR-2009	11:32:05	9092018	A9C310222	H1
73	K9FGT	1	03-APR-2009	11:33:12	9092018	A9D010238	H1
74	K9E7R	1	03-APR-2009	11:34:18	9092018	A9D010217	H1
75	K9E31	1	03-APR-2009	11:35:24	9092018	A9D010200	H1
76	K9E3W	1	03-APR-2009	11:36:41	9092018	A9D010200	H1
77	K9FCM	1	03-APR-2009	11:37:50	9092018	A9D010223	H1
78	K9EGT	1	03-APR-2009	11:38:55	9092018	A9D010127	H1
79	K9FTVB	1	03-APR-2009	11:40:02	9092020	A9D020000	H1
80	K9FTVC	1	03-APR-2009	11:41:18	9092020	A9D020000	H1
81	K9C6G	1	03-APR-2009	11:42:26	9092020	A9C310174	H1
82	CK2CCV	1	03-APR-2009	11:43:38			H1
83	CK1CCB	1	03-APR-2009	11:44:45			H1
84	K9C6GX	1	03-APR-2009	11:46:10	9092020	A9C310174	H1
85	K9C6GS	1	03-APR-2009	11:47:19	9092020	A9C310174	H1
86	K9C7J	1	03-APR-2009	11:48:27	9092020	A9C310174	H1
87	K9C7F	1	03-APR-2009	11:49:37	9092020	A9C310174	H1
88	K9C69	1	03-APR-2009	11:50:43	9092020	A9C310174	H1

(continued)

#	WorkOrder	Dilution	Date	Time	Batch	Lot	Instrument
89	K9FTRB	1	03-APR-2009	11:52:05	9092019	A9D020000	H1
90	K9FTRC	1	03-APR-2009	11:53:13	9092019	A9D020000	H1
91	K9FCH	1	03-APR-2009	11:54:52	9092019	9D01227	H1
92	K9FCHS	1	03-APR-2009	11:56:01	9092019	9D01227	H1
93	K9FCHD	1	03-APR-2009	11:57:12	9092019	9D01227	H1
94	CK2CCV	1	03-APR-2009	11:58:19			H1
95	CK1CCB	1	03-APR-2009	11:59:25			H1
96	K9FCW	1	03-APR-2009	12:00:31	9092019	9D01227	H1
97	K9FCQ	1	03-APR-2009	12:01:37	9092019	9D01227	H1
98	K9FCV	1	03-APR-2009	12:02:55	9092019	9D01227	H1
99	K9FCT	1	03-APR-2009	12:04:02	9092019	9D01227	H1
100	K9FCP	1	03-APR-2009	12:05:19	9092019	9D01227	H1
101	K9FCN	1	03-APR-2009	12:06:28	9092019	9D01227	H1
102	CK2CCV	1	03-APR-2009	12:07:46			H1
103	CK1CCB	1	03-APR-2009	12:08:51			H1
104	CK2CCV	1	03-APR-2009	14:48:08			H1
105	CK1CCB	1	03-APR-2009	14:49:16			H1
106	K9GHATB	1	03-APR-2009	14:50:22	9093026	A9D020000	H1
107	K9JA7TB	1	03-APR-2009	14:51:28	9093026	A9D030000	H1
108	K9JA7TC	1	03-APR-2009	14:52:44	9093026	A9D030000	H1
109	K9A7QT	1	03-APR-2009	14:54:20	9093026	A9C300153	H1
110	K9A7QTS	1	03-APR-2009	14:55:39	9093026	A9C300153	H1
111	K9A7QTD	1	03-APR-2009	14:56:47	9093026	A9C300153	H1
112	K9D70T	1	03-APR-2009	14:57:54	9093026	A9D010107	H1
113	K9JAXB	1	03-APR-2009	14:59:03	9093022	A9D030000	H1
114	K9JAXC	1	03-APR-2009	15:00:11	9093022	A9D030000	H1
115	K9HRG	1	03-APR-2009	15:01:16	9093022	A9D020318	H1
116	CK2CCV	1	03-APR-2009	15:02:23			H1
117	CK1CCB	1	03-APR-2009	15:04:08			H1
118	K9HRGS	1	03-APR-2009	15:05:34	9093022	A9D020318	H1
119	K9HRGD	1	03-APR-2009	15:06:40	9093022	A9D020318	H1
120	K9HR3	1	03-APR-2009	15:07:44	9093022	A9D020318	H1
121	K9HR5	1	03-APR-2009	15:09:00	9093022	A9D020318	H1
122	K9HR2	1	03-APR-2009	15:10:09	9093022	A9D020318	H1
123	K9GHMTB	1	03-APR-2009	15:11:24	9093025	A9D020000	H1
124	K9JA5TB	1	03-APR-2009	15:12:40	9093025	A9D030000	H1
125	K9JA5TC	1	03-APR-2009	15:14:10	9093025	A9D030000	H1
126	K9E22T	1	03-APR-2009	15:15:17	9093025	A9D010198	H1
127	K9E22TS	1	03-APR-2009	15:16:33	9093025	A9D010198	H1
128	CK2CCV	1	03-APR-2009	15:17:42			H1
129	CK1CCB	1	03-APR-2009	15:18:51			H1
130	K9E22TD	1	03-APR-2009	15:20:07	9093025	A9D010198	H1
131	K9JA1B	1	03-APR-2009	15:21:19	9093023	A9D030000	H1
132	K9JA1C	1	03-APR-2009	15:22:27	9093023	A9D030000	H1

(continued)

#	WorkOrder	Dilution	Date	Time	Batch	Lot	Instrument
133	K9HK3	1	03-APR-2009	15:23:32	9093023	A9D020291	H1
134	K9HK3S	1	03-APR-2009	15:24:51	9093023	A9D020291	H1
135	K9HK3D	1	03-APR-2009	15:25:59	9093023	A9D020291	H1
136	K9HL0	1	03-APR-2009	15:27:14	9093023	A9D020291	H1
137	K9H47	1	03-APR-2009	15:28:20	9093023	A9D020347	H1
138	K9HKK	1	03-APR-2009	15:29:26	9093023	A9D020291	H1
139	K9H49	1	03-APR-2009	15:30:44	9093023	A9D020347	H1
140	CK2CCV	1	03-APR-2009	15:32:05			H1
141	CK1CCB	1	03-APR-2009	15:33:11			H1
142	K9H5A	1	03-APR-2009	15:34:31	9093023	A9D020347	H1
143	K9H5D	1	03-APR-2009	15:35:59	9093023	A9D020347	H1
144	K9GV8	1	03-APR-2009	15:37:11	9093023	9D02199	H1
145	K9GV8F	1	03-APR-2009	15:39:07	9093023	9D02199	H1
146	K9HK0	1	03-APR-2009	15:40:15	9093023	A9D020291	H1
147	K9HLF	1	03-APR-2009	15:41:44	9093023	A9D020291	H1
148	K9G1R	1	03-APR-2009	15:42:59	9093023	A9D020230	H1
149	K9HLT	1	03-APR-2009	15:44:10	9093023	A9D020291	H1
150	K9HKQ	1	03-APR-2009	15:45:20	9093023	A9D020291	H1
151	K9HKX	1	03-APR-2009	15:46:40	9093023	A9D020291	H1
152	CK2CCV	1	03-APR-2009	15:47:50			H1
153	CK1CCB	1	03-APR-2009	15:48:58			H1
154	K9HK4	1	03-APR-2009	15:50:09	9093023	A9D020291	H1
155	K9GKQF	1	03-APR-2009	15:51:35	9093023	A9D020172	H1
156	K9JA3B	1	03-APR-2009	15:52:43	9093024	A9D030000	H1
157	K9JA3C	1	03-APR-2009	15:53:51	9093024	A9D030000	H1
158	K9GPX	1	03-APR-2009	15:55:08	9093024	9D02199	H1
159	K9GPXS	1	03-APR-2009	15:56:13	9093024	9D02199	H1
160	K9GPXD	1	03-APR-2009	15:57:23	9093024	9D02199	H1
161	K9GPXF	1	03-APR-2009	15:58:32	9093024	9D02199	H1
162	K9GPXFS	1	03-APR-2009	15:59:52	9093024	9D02199	H1
163	K9GPXFD	1	03-APR-2009	16:00:57	9093024	9D02199	H1
164	CK2CCV	1	03-APR-2009	16:02:09			H1
165	CK1CCB	1	03-APR-2009	16:03:15			H1
166	K9HFC	1	03-APR-2009	16:04:30	9093024	9D02199	H1
167	K9HFCF	1	03-APR-2009	16:05:41	9093024	9D02199	H1
168	K9HDP	1	03-APR-2009	16:06:49	9093024	9D02199	H1
169	K9HDPF	1	03-APR-2009	16:08:01	9093024	9D02199	H1
170	K9HEV	1	03-APR-2009	16:09:07	9093024	9D02199	H1
171	K9HEVF	1	03-APR-2009	16:10:38	9093024	9D02199	H1
172	K9HEK	1	03-APR-2009	16:11:55	9093024	9D02199	H1
173	K9HEKF	1	03-APR-2009	16:13:07	9093024	9D02199	H1
174	K9HE1	1	03-APR-2009	16:14:12	9093024	9D02199	H1
175	K9HE1F	1	03-APR-2009	16:15:23	9093024	9D02199	H1
176	CK2CCV	1	03-APR-2009	16:16:31			H1

(continued)

: Instrument Upload Run Log -- Page 5 :
: Started Mon Apr 6 05:42:43 2009 by COUNTSK :
: Data File: UPL$CAN_DATA_ROOT:<LHG>HG10403A.PRN;1 :

#	WorkOrder	Dilution	Date	Time	Batch	Lot	Instrument
177	CK1CCB	1	03-APR-2009	16:17:37			H1
178	K9GTT	1	03-APR-2009	16:18:42	9093024	9D02199	H1
179	K9GTTF	1	03-APR-2009	16:19:59	9093024	9D02199	H1
180	K9GTE	1	03-APR-2009	16:21:07	9093024	9D02199	H1
181	K9GTEF	1	03-APR-2009	16:22:16	9093024	9D02199	H1
182	K9HFT	1	03-APR-2009	16:23:23	9093024	9D02199	H1
183	K9HFTF	1	03-APR-2009	16:24:30	9093024	9D02199	H1
184	K9GT0	1	03-APR-2009	16:25:49	9093024	9D02199	H1
185	K9HEQ	1	03-APR-2009	16:26:56	9093024	9D02199	H1
186	CK2CCV	1	03-APR-2009	16:28:04			H1
187	CK1CCB	1	03-APR-2009	16:29:22			H1

End of Report

: Instrument Upload Run Log - Page 1 :
: Started Tue Apr 7 06:36:14 2009 by COUNTSK :
: Data File: UPL$CAN_DATA_ROOT:<LHG>HG10406B.PRN;1 :

#	WorkOrder	Dilution	Date	Time	Batch	Lot	Instrument
1	STD1REP1	1	06-APR-2009	14:18:29			H1
2	STD2REP1	1	06-APR-2009	14:19:34			H1
3	STD3REP1	1	06-APR-2009	14:20:40			H1
4	STD4REP1	1	06-APR-2009	14:21:51			H1
5	STD5REP1	1	06-APR-2009	14:22:56			H1
6	STD6REP1	1	06-APR-2009	14:24:03			H1
7	CK5ICV	1	06-APR-2009	14:25:14			H1
8	CK4ICB	1	06-APR-2009	14:26:24			H1
9	CK3CRA\MRL	1	06-APR-2009	14:27:50			H1
10	CK2CCV	1	06-APR-2009	14:28:55			H1
11	CK1CCB	1	06-APR-2009	14:30:03			H1
12	K9JE7B	1	06-APR-2009	14:31:22	9093085	A9D030000	H1
13	K9JE7C	1	06-APR-2009	14:32:28	9093085	A9D030000	H1
14	K9C7RR	1	06-APR-2009	14:33:55	9093085	A9C310174	H1
15	K9C7RX	1	06-APR-2009	14:35:09	9091025	A9C310174	H1
16	K9C7RS	1	06-APR-2009	14:36:24	9091025	A9C310174	H1
17	K9C7WR	1	06-APR-2009	14:38:05	9093085	A9C310174	H1
18	K9C73R	1	06-APR-2009	14:39:10	9093085	A9C310174	H1
19	K9C72R	1	06-APR-2009	14:40:46	9093085	A9C310174	H1
20	K9C77R	1	06-APR-2009	14:42:13	9093085	A9C310174	H1
21	K9C71R	1	06-APR-2009	14:43:24	9093085	A9C310174	H1
22	CK2CCV	1	06-APR-2009	14:44:40			H1
23	CK1CCB	1	06-APR-2009	14:45:44			H1
24	K9C76R	1	06-APR-2009	14:47:02	9093085	A9C310174	H1
25	K9JCJB	1	06-APR-2009	14:48:22	9093031	A9D030000	H1
26	K9JCJC	1	06-APR-2009	14:49:40	9093031	A9D030000	H1
27	K9H4P	1	06-APR-2009	14:50:45	9093031	A9D020347	H1
28	K9H3PS	1	06-APR-2009	14:51:51	9093031	A9D020347	H1
29	K9H3PD	1	06-APR-2009	14:53:01	9093031	A9D020347	H1
30	K9H3W	1	06-APR-2009	14:54:12	9093031	A9D020347	H1
31	K9H3WS	1	06-APR-2009	14:55:22	9093031	A9D020347	H1
32	K9H3WD	1	06-APR-2009	14:56:30	9093031	A9D020347	H1
33	K9H4J	1	06-APR-2009	14:57:56	9093031	A9D020347	H1
34	CK2CCV	1	06-APR-2009	14:59:03			H1
35	CK1CCB	1	06-APR-2009	15:00:31			H1
36	K9H4A	1	06-APR-2009	15:01:38	9093031	A9D020347	H1
37	K9H3K	1	06-APR-2009	15:02:45	9093031	A9D020347	H1
38	K9H3V	1	06-APR-2009	15:04:11	9093031	A9D020347	H1
39	K9H3F	1	06-APR-2009	15:05:30	9093031	A9D020347	H1
40	K9H3L	1	06-APR-2009	15:06:45	9093031	A9D020347	H1
41	K9H3D	1	06-APR-2009	15:08:02	9093031	A9D020347	H1
42	K9H3C	1	06-APR-2009	15:09:33	9093031	A9D020347	H1
43	K9H3A	1	06-APR-2009	15:10:38	9093031	A9D020347	H1
44	K9H28	1	06-APR-2009	15:11:45	9093031	A9D020347	H1

(continued)

#	WorkOrder	Dilution	Date	Time	Batch	Lot	Instrument
45	K9H3J	1	06-APR-2009	15:12:50	9093031	A9D020347	H1
46	CK2CCV	1	06-APR-2009	15:13:55			H1
47	CK1CCB	1	06-APR-2009	15:15:11			H1
48	K9H4T	1	06-APR-2009	15:16:22	9093031	A9D020347	H1
49	K9H3P	1	06-APR-2009	15:17:39	9093031	A9D020347	H1
50	K9H4V	1	06-APR-2009	15:18:47	9093031	A9D020347	H1
51	K9H3T	1	06-APR-2009	15:19:53	9093031	A9D020347	H1
52	K9H3N	1	06-APR-2009	15:20:59	9093031	A9D020347	H1
53	K9H4M	1	06-APR-2009	15:22:06	9093031	A9D020347	H1
54	K9H37	1	06-APR-2009	15:23:36	9093031	A9D020347	H1
55	CK2CCV	1	06-APR-2009	15:24:45			H1
56	CK1CCB	1	06-APR-2009	15:25:51			H1
57	CK2CCV	1	06-APR-2009	16:09:48			H1
58	CK1CCB	1	06-APR-2009	16:10:58			H1
59	K9L6EB	1	06-APR-2009	16:12:03	9096025	A9D060000	H1
60	K9L6EC	1	06-APR-2009	16:13:19	9096025	A9D060000	H1
61	K9K7M	1	06-APR-2009	16:14:44	9096025	A9D030300	H1
62	K9K7MS	1	06-APR-2009	16:15:51	9096025	A9D030300	H1
63	K9K7MD	1	06-APR-2009	16:17:11	9096025	A9D030300	H1
64	K9L6GB	1	06-APR-2009	16:18:19	9096026	A9D060000	H1
65	K9L6GC	1	06-APR-2009	16:19:24	9096026	A9D060000	H1
66	K9KEA	1	06-APR-2009	16:20:30	9096026	9D03222	H1
67	K9KEAS	1	06-APR-2009	16:21:49	9096026	9D03222	H1
68	K9KEAD	1	06-APR-2009	16:23:06	9096026	9D03222	H1
69	CK2CCV	1	06-APR-2009	16:24:13			H1
70	CK1CCB	1	06-APR-2009	16:25:20			H1
71	K9GTJ	1	06-APR-2009	16:26:25	9096026	9D02199	H1
72	K9GTJS	1	06-APR-2009	16:27:30	9096026	9D02199	H1
73	K9GTJD	1	06-APR-2009	16:28:38	9096026	9D02199	H1
74	K9HE4	1	06-APR-2009	16:29:42	9096026	9D02199	H1
75	K9G8Q	1	06-APR-2009	16:30:48	9096026	9D01212	H1
76	K9GTR	1	06-APR-2009	16:31:58	9096026	9D02199	H1
77	K9G6K	1	06-APR-2009	16:33:03	9096026	9D01212	H1
78	K9HFX	1	06-APR-2009	16:34:08	9096026	9D02199	H1
79	K9G6J	1	06-APR-2009	16:35:13	9096026	9D01212	H1
80	K9GWW	1	06-APR-2009	16:36:32	9096026	9D02199	H1
81	CK2CCV	1	06-APR-2009	16:38:08			H1
82	CK1CCB	1	06-APR-2009	16:39:13			H1
83	K9G7K	1	06-APR-2009	16:40:28	9096026	9D01212	H1
84	K9G7L	1	06-APR-2009	16:41:35	9096026	9D01212	H1
85	K9G6H	1	06-APR-2009	16:43:09	9096026	9D01212	H1
86	K9HEW	1	06-APR-2009	16:44:14	9096026	9D02199	H1
87	K9HFL	1	06-APR-2009	16:45:24	9096026	9D02199	H1
88	K9HED	1	06-APR-2009	16:46:31	9096026	9D02199	H1

(continued)

```
:       Instrument Upload                                    Run Log - Page  3 :
:       Started Tue Apr  7 06:36:14 2009 by COUNTSK                            :
:       Data File: UPL$CAN_DATA_ROOT:<LHG>HG10406B.PRN;1                       :
```

#	WorkOrder	Dilution	Date	Time	Batch	Lot	Instrument
89	K9L6JB	1	06-APR-2009	16:47:59	9096027	A9D060000	H1
90	K9L6JC	1	06-APR-2009	16:49:14	9096027	A9D060000	H1
91	K9G88	1	06-APR-2009	16:50:33	9096027	9D01212	H1
92	K9G88S	1	06-APR-2009	16:51:59	9096027	9D01212	H1
93	CK2CCV	1	06-APR-2009	16:53:18			H1
94	CK1CCB	1	06-APR-2009	16:54:28			H1
95	K9G88D	1	06-APR-2009	16:55:38	9096027	9D01212	H1
96	K9G9P	1	06-APR-2009	16:57:39	9096027	9D01212	H1
97	K9G9K	1	06-APR-2009	16:58:45	9096027	9D01212	H1
98	K9G93	1	06-APR-2009	16:59:52	9096027	9D01212	H1
99	K9G9T	1	06-APR-2009	17:01:08	9096027	9D01212	H1
100	K9G92	1	06-APR-2009	17:02:14	9096027	9D01212	H1
101	K9G85	1	06-APR-2009	17:03:21	9096027	9D01212	H1
102	K9G8T	1	06-APR-2009	17:04:26	9096027	9D01212	H1
103	K9G9X	1	06-APR-2009	17:05:37	9096027	9D01212	H1
104	K9G9L	1	06-APR-2009	17:06:43	9096027	9D01212	H1
105	CK2CCV	1	06-APR-2009	17:08:01			H1
106	CK1CCB	1	06-APR-2009	17:09:07			H1
107	K9G98	1	06-APR-2009	17:10:11	9096027	9D01212	H1
108	K9G90	1	06-APR-2009	17:11:17	9096027	9D01212	H1
109	K9G9J	1	06-APR-2009	17:12:27	9096027	9D01212	H1
110	K9G9N	1	06-APR-2009	17:13:35	9096027	9D01212	H1
111	K9G83	1	06-APR-2009	17:15:13	9096027	9D01212	H1
112	K9G9W	1	06-APR-2009	17:16:33	9096027	9D01212	H1
113	K9G9G	1	06-APR-2009	17:17:43	9096027	9D01212	H1
114	K9HAA	1	06-APR-2009	17:18:52	9096027	9D01212	H1
115	K9G81	1	06-APR-2009	17:20:13	9096027	9D01212	H1
116	K9G9R	1	06-APR-2009	17:21:18	9096027	9D01212	H1
117	CK2CCV	1	06-APR-2009	17:22:27			H1
118	CK1CCB	1	06-APR-2009	17:23:31			H1

End of Report

```
:       Instrument Upload                                    Run Log - Page  1 :
:       Started Tue Apr  7 06:24:43 2009 by BUCKLEWN                           :
:       Data File: UPL$CAN_DATA_ROOT:<TJA>I50406A.ARC;1                        :
```

#	WorkOrder	Dilution	Date	Time	Batch	Lot	Instrument
1	STD1	1	06-APR-2009	13:12:00			I5
2	CAL1	1	06-APR-2009	13:17:00			I5
3	CAL2	1	06-APR-2009	13:23:00			I5
4	CAL3	1	06-APR-2009	13:29:00			I5
5	SCAL	1	06-APR-2009	13:35:00			I5
6	CAL	1	06-APR-2009	13:39:00			I5
7	ICV	1	06-APR-2009	13:45:00			I5
8	ICB	1	06-APR-2009	13:52:00			I5
9	CRI	MRL	06-APR-2009	13:57:00			I5
10	ICSA	1	06-APR-2009	14:04:00			I5
11	ICSAB	1	06-APR-2009	14:09:00			I5
12	CCV	1	06-APR-2009	14:19:00			I5
13	CCB	1	06-APR-2009	14:25:00			I5
14	K8300B	1	06-APR-2009	14:29:00	9084013	A9C250000	I5
15	K8300C	1	06-APR-2009	14:34:00	9084013	A9C250000	I5
16	K82MV	1	06-APR-2009	14:39:00	9084013	9C24173	I5
17	K82NK	1	06-APR-2009	14:44:00	9084013	9C24173	I5
18	K82NP	1	06-APR-2009	14:48:00	9084013	9C24173	I5
19	K820X	1	06-APR-2009	14:53:00	9084013	9C24197	I5
20	K820XL	1	06-APR-2009	14:58:00			I5
21	K820XX	1	06-APR-2009	15:02:00	9084013	9C24197	I5
22	K820XS	1	06-APR-2009	15:07:00	9084013	9C24197	I5
23	K821E	1	06-APR-2009	15:12:00	9084013	9C24197	I5
24	CCV	1	06-APR-2009	15:18:00			I5
25	CCB	1	06-APR-2009	15:24:00			I5
26	K821G	1	06-APR-2009	15:28:00	9084013	9C24197	I5
27	K821K	1	06-APR-2009	15:33:00	9084013	9C24197	I5
28	K821P	1	06-APR-2009	15:41:00	9084013	9C24197	I5
29	K821R	1	06-APR-2009	15:46:00	9084013	9C24197	I5
30	K9ANFBT	1	06-APR-2009	15:51:00	9090014	A9C300000	I5
31	K9CHGBT	1	06-APR-2009	15:56:00	9090014	A9C310000	I5
32	K9CHGCT	1	06-APR-2009	16:01:00	9090014	A9C310000	I5
33	K87M5T	1	06-APR-2009	16:06:00	9090014	A9C260286	I5
34	K87M6T	1	06-APR-2009	16:11:00	9090014	A9C260286	I5
35	K87M7T	1	06-APR-2009	16:15:00	9090014	A9C260286	I5
36	CCV	1	06-APR-2009	16:21:00			I5
37	CCB	1	06-APR-2009	16:27:00			I5
38	K8843T	1	06-APR-2009	16:31:00	9090014	A9C270249	I5
39	K8843TL	1	06-APR-2009	16:36:00			I5
40	K8843TX	1	06-APR-2009	16:40:00	9090014	A9C270249	I5
41	K8843TS	5	06-APR-2009	16:45:00	9090014	A9C270249	I5
42	K9ENXBT	1	06-APR-2009	16:50:00	9092022	A9D010000	I5
43	K9FT1BT	1	06-APR-2009	16:55:00	9092022	A9D020000	I5
44	K9FT1CT	1	06-APR-2009	17:00:00	9092022	A9D020000	I5

---------- (continued) ----------

#	WorkOrder	Dilution	Date	Time	Batch	Lot	Instrument
45	K9C69T	1	06-APR-2009	17:05:00	9092022	A9C310174	I5
46	K9C69TL	1	06-APR-2009	17:10:00			I5
47	K9C69TX	1	06-APR-2009	17:14:00	9092022	A9C310174	I5
48	CCV	1	06-APR-2009	17:20:00			I5
49	CCB	1	06-APR-2009	17:26:00			I5
50	K9C69TS	5	06-APR-2009	17:30:00	9092022	A9C310174	I5
51	K9C7FT	1	06-APR-2009	17:36:00	9092022	A9C310174	I5
52	K9C7JT	1	06-APR-2009	17:40:00	9092022	A9C310174	I5
53	K9FTVB	1	06-APR-2009	17:46:00	9092020	A9D020000	I5
54	K9FTVC	1	06-APR-2009	17:50:00	9092020	A9D020000	I5
55	K9C6G	1	06-APR-2009	17:56:00	9092020	A9C310174	I5
56	K9C6GL	1	06-APR-2009	18:00:00			I5
57	K9C6GX	1	06-APR-2009	18:05:00	9092020	A9C310174	I5
58	K9C6GS	1	06-APR-2009	18:09:00	9092020	A9C310174	I5
59	K9C69	1	06-APR-2009	18:15:00	9092020	A9C310174	I5
60	CCV	1	06-APR-2009	18:21:00			I5
61	CCB	1	06-APR-2009	18:27:00			I5
62	K9C7F	1	06-APR-2009	18:31:00	9092020	A9C310174	I5
63	K9C7J	1	06-APR-2009	18:36:00	9092020	A9C310174	I5
64	K9AA0B	1	06-APR-2009	18:41:00	9089025	A9C300000	I5
65	K9AA0C	1	06-APR-2009	18:46:00	9089025	A9C300000	I5
66	K8842	1	06-APR-2009	18:51:00	9089025	A9C270252	I5
67	K8846	1	06-APR-2009	18:56:00	9089025	A9C270252	I5
68	K8847	1	06-APR-2009	19:00:00	9089025	A9C270252	I5
69	K885D	1	06-APR-2009	19:05:00	9089025	A9C270254	I5
70	K885G	1	06-APR-2009	19:09:00	9089025	A9C270254	I5
71	K885H	1	06-APR-2009	19:14:00	9089025	A9C270254	I5
72	CCV	1	06-APR-2009	19:20:00			I5
73	CCB	1	06-APR-2009	19:26:00			I5
74	K885J	1	06-APR-2009	19:30:00	9089025	A9C270254	I5
75	K885K	1	06-APR-2009	19:35:00	9089025	A9C270254	I5
76	K886F	1	06-APR-2009	19:39:00	9089025	A9C270256	I5
77	K886FL	1	06-APR-2009	19:44:00			I5
78	K886FX	1	06-APR-2009	19:49:00	9089025	A9C270256	I5
79	K886FS	1	06-APR-2009	19:53:00	9089025	A9C270256	I5
80	K886N	1	06-APR-2009	19:59:00	9089025	A9C270256	I5
81	K886R	1	06-APR-2009	20:03:00	9089025	A9C270256	I5
82	K886V	1	06-APR-2009	20:08:00	9089025	A9C270256	I5
83	K8860	1	06-APR-2009	20:12:00	9089025	A9C270256	I5
84	CCV	1	06-APR-2009	20:18:00			I5
85	CCB	1	06-APR-2009	20:24:00			I5
86	K8862	1	06-APR-2009	20:29:00	9089025	A9C270256	I5
87	K8864	1	06-APR-2009	20:33:00	9089025	A9C270256	I5
88	K9D2LB	1	06-APR-2009	20:39:00	9091025	A9D010000	I5

(continued)

#	WorkOrder	Dilution	Date	Time	Batch	Lot	Instrument
89	K9D2LC	1	06-APR-2009	20:43:00	9091025	A9D010000	I5
90	K9C7R	1	06-APR-2009	20:49:00	9091025	A9C310174	I5
91	K9C7RL	1	06-APR-2009	20:53:00			I5
92	K9C7RX	1	06-APR-2009	20:58:00	9091025	A9C310174	I5
93	K9C7RS	1	06-APR-2009	21:02:00	9091025	A9C310174	I5
94	K9C7W	1	06-APR-2009	21:08:00	9091025	A9C310174	I5
95	K9C71	1	06-APR-2009	21:12:00	9091025	A9C310174	I5
96	CCV	1	06-APR-2009	21:18:00			I5
97	CCB	1	06-APR-2009	21:24:00			I5
98	K9C72	1	06-APR-2009	21:29:00	9091025	A9C310174	I5
99	K9C73	1	06-APR-2009	21:33:00	9091025	A9C310174	I5
100	K9C76	1	06-APR-2009	21:38:00	9091025	A9C310174	I5
101	K9C77	1	06-APR-2009	21:42:00	9091025	A9C310174	I5
102	K9EP8BT	1	06-APR-2009	21:48:00	9092024	A9D010000	I5
103	K9FT5BT	1	06-APR-2009	21:52:00	9092024	A9D020000	I5
104	K9FT5CT	1	06-APR-2009	21:57:00	9092024	A9D020000	I5
105	K9C7RT	1	06-APR-2009	22:02:00	9092024	A9C310174	I5
106	K9C7RTL	1	06-APR-2009	22:07:00			I5
107	K9C7RTX	1	06-APR-2009	22:11:00	9092024	A9C310174	I5
108	CCV	1	06-APR-2009	22:17:00			I5
109	CCB	1	06-APR-2009	22:23:00			I5
110	K9C7RTS	5	06-APR-2009	22:28:00	9092024	A9C310174	I5
111	K9C7WT	1	06-APR-2009	22:33:00	9092024	A9C310174	I5
112	K9C71T	1	06-APR-2009	22:38:00	9092024	A9C310174	I5
113	K9C72T	1	06-APR-2009	22:42:00	9092024	A9C310174	I5
114	K9C73T	1	06-APR-2009	22:47:00	9092024	A9C310174	I5
115	K9C76T	1	06-APR-2009	22:51:00	9092024	A9C310174	I5
116	K9C77T	1	06-APR-2009	22:56:00	9092024	A9C310174	I5
117	K9L5VB	1	06-APR-2009	23:01:00	9096016	A9D060000	I5
118	K9L5VC	1	06-APR-2009	23:06:00	9096016	A9D060000	I5
119	K9J54	1	06-APR-2009	23:11:00	9096016	A9D030174	I5
120	CCV	1	06-APR-2009	23:17:00			I5
121	CCB	1	06-APR-2009	23:23:00			I5
122	K9J54L	1	06-APR-2009	23:28:00			I5
123	K9J54X	1	06-APR-2009	23:32:00	9096016	A9D030174	I5
124	K9J54S	1	06-APR-2009	23:37:00	9096016	A9D030174	I5
125	CCV	1	06-APR-2009	23:43:00			I5
126	CCB	1	06-APR-2009	23:49:00			I5
127	CCV	1	07-APR-2009	07:05:00			I5
128	CCB	1	07-APR-2009	07:12:00			I5
129	K9L5VB	1	07-APR-2009	07:17:00	9096016	A9D060000	I5
130	K9L5VC	1	07-APR-2009	07:22:00	9096016	A9D060000	I5
131	K9J54	1	07-APR-2009	07:27:00	9096016	A9D030174	I5
132	K9J54L	1	07-APR-2009	07:32:00			I5

A-spike @ 09:23

(continued)

#	WorkOrder	Dilution	Date	Time	Batch	Lot	Instrument	
133	K9J54X	1	07-APR-2009	07:38:00	9096016	A9D030174	I5	
134	K9J54S	1	07-APR-2009	07:43:00	9096016	A9D030174	I5	
135	K9C7RA	1	07-APR-2009	07:48:00	9091025	A9C310174	I5	Do not need
136	K9C72	1	07-APR-2009	07:53:00	9091025	A9C310174	I5	
137	K9C73	1	07-APR-2009	07:57:00	9091025	A9C310174	I5	
138	K9C76	1	07-APR-2009	08:03:00	9091025	A9C310174	I5	
139	CCV	1	07-APR-2009	08:08:00			I5	
140	CCB	1	07-APR-2009	08:14:00			I5	
141	K9C77	1	07-APR-2009	08:19:00	9091025	A9C310174	I5	
142	K9C7RA	1	07-APR-2009	08:23:00	9091025	A9C310174	I5	SB @ 100 ppb
143	CCV	1	07-APR-2009	08:29:00			I5	
144	CCB	1	07-APR-2009	08:35:00			I5	

End of Report

Instrument Upload Run Log - Page 1

Started Tue Apr 7 06:12:27 2009 by DAVIESB

Data File: UPL$CAN_DATA_ROOT:<REP>I80406A.CSV;1

#	WorkOrder	Dilution	Date	Time	Batch	Lot	Instrument
1	STD1	1	07-APR-2009	~~01:15:27~~ 15:41	9092019	9D01227	I8
2	STD2	1	06-APR-2009	15:44:50			I8
3	STD3	1	06-APR-2009	15:48:28			I8
4	STD4	1	06-APR-2009	15:54:40			I8
5	ICV	1	06-APR-2009	16:00:42			I8
6	ICB	1	06-APR-2009	16:06:55			I8
7	CRI	1	06-APR-2009	16:10:57			I8
8	ICSA	1	06-APR-2009	16:15:04			I8
9	ICSAB	1	06-APR-2009	16:19:05			I8
10	CCV	1	06-APR-2009	16:25:20			I8
11	CCB	1	06-APR-2009	16:31:32			I8
12	K84M9	1	06-APR-2009	16:35:30	9089022	9C25166	I8
13	K9FTPB	1	06-APR-2009	16:39:28	9092018	A9D020000	I8
14	K9FTPC	1	06-APR-2009	16:43:26	9092018	A9D020000	I8
15	K9DJ7	1	06-APR-2009	16:49:39	9092018	A9C310222	I8
16	K9EGT	1	06-APR-2009	16:54:25	9092018	A9D010127	I8
17	K9EGTF	1	06-APR-2009	16:58:28	9092018	A9D010127	I8
18	K9E3V	1	06-APR-2009	17:02:28	9092018	A9D010200	I8
19	K9E3VS	1	06-APR-2009	17:08:42	9092018	A9D010200	I8
20	K9E3VD	1	06-APR-2009	17:14:56	9092018	A9D010200	I8
21	K9E3W	1	06-APR-2009	17:21:12	9092018	A9D010200	I8
22	CCV	1	06-APR-2009	17:26:56			I8
23	CCB	1	06-APR-2009	17:33:08			I8
24	K9E31	1	06-APR-2009	17:38:09	9092018	A9D010200	I8
25	K9E33	1	06-APR-2009	17:42:18	9092018	A9D010200	I8
26	K9E7R	1	06-APR-2009	17:46:36	9092018	A9D010217	I8
27	K9E7RL	1	06-APR-2009	17:50:35			I8
28	K9D2LB	1	06-APR-2009	17:54:33	9091025	A9D010000	I8
29	K9D2LC	1	06-APR-2009	17:58:31	9091025	A9D010000	I8
30	K9C7R	1	06-APR-2009	18:04:44	9091025	A9C310174	I8
31	K9C7RL	1	06-APR-2009	18:08:46			I8
32	K9C7RX	1	06-APR-2009	18:12:54	9091025	A9C310174	I8
33	K9C7RS	1	06-APR-2009	18:16:53	9091025	A9C310174	I8
34	CCV	1	06-APR-2009	18:23:06			I8
35	CCB	1	06-APR-2009	18:29:19			I8
36	K9C7W	1	06-APR-2009	18:33:22	9091025	A9C310174	I8
37	K9C71	1	06-APR-2009	18:37:22	9091025	A9C310174	I8
38	K9C72	1	06-APR-2009	18:41:22	9091025	A9C310174	I8
39	K9C73	1	06-APR-2009	18:45:22	9091025	A9C310174	I8
40	K9C76	1	06-APR-2009	18:49:24	9091025	A9C310174	I8
41	K9C77	1	06-APR-2009	18:53:28	9091025	A9C310174	I8
42	K9D13B	1	06-APR-2009	18:57:26	9091016	A9D010000	I8
43	K9D13C	1	06-APR-2009	19:01:27	9091016	A9D010000	I8
44	K9CTL	1	06-APR-2009	19:07:40	9091016	A9C310126	I8

(continued)

#	WorkOrder	Dilution	Date	Time	Batch	Lot	Instrument
45	K9CTLF	1	06-APR-2009	19:11:39	9091016	A9C310126	I8
46	CCV	1	06-APR-2009	19:15:42			I8
47	CCB	1	06-APR-2009	19:21:54			I8
48	K9CKFF	1	06-APR-2009	19:25:53	9091016	A9C310101	I8
49	K9CKGF	1	06-APR-2009	19:29:53	9091016	A9C310101	I8
50	K9CKHF	1	06-APR-2009	19:33:52	9091016	A9C310101	I8
51	K9CKJF	1	06-APR-2009	19:37:52	9091016	A9C310101	I8
52	K9CKKF	1	06-APR-2009	19:41:57	9091016	A9C310101	I8
53	K9CKL	1	06-APR-2009	19:45:57	9091016	A9C310101	I8
54	K9CKLS	1	06-APR-2009	19:49:56	9091016	A9C310101	I8
55	K9CKLD	1	06-APR-2009	19:56:09	9091016	A9C310101	I8
56	K9CKMF	1	06-APR-2009	20:02:22	9091016	A9C310101	I8
57	K9CKNF	1	06-APR-2009	20:06:28	9091016	A9C310101	I8
58	CCV	1	06-APR-2009	20:10:30			I8
59	CCB	1	06-APR-2009	20:16:41			I8
60	K9CKPF	1	06-APR-2009	20:20:40	9091016	A9C310101	I8
61	K9CKQF	1	06-APR-2009	20:24:39	9091016	A9C310101	I8
62	K9DKV	1	06-APR-2009	20:28:38	9091016	A9C310229	I8
63	K9DKVL	1	06-APR-2009	20:32:37			I8
64	K9DKX	1	06-APR-2009	20:36:42	9091016	A9C310229	I8
65	K9DK1	1	06-APR-2009	20:40:41	9091016	A9C310229	I8
66	K9DK7	1	06-APR-2009	20:44:42	9091016	A9C310229	I8
67	K9FTVB	1	06-APR-2009	20:48:42	9092020	A9D020000	I8
68	K9FTVC	1	06-APR-2009	20:52:41	9092020	A9D020000	I8
69	K9C6G	1	06-APR-2009	20:58:54	9092020	A9C310174	I8
70	CCV	1	06-APR-2009	21:02:52			I8
71	CCB	1	06-APR-2009	21:09:06			I8
72	K9C6GL	1	06-APR-2009	21:13:13			I8
73	K9C6GX	1	06-APR-2009	21:17:11	9092020	A9C310174	I8
74	K9C6GS	1	06-APR-2009	21:21:14	9092020	A9C310174	I8
75	K9C69	1	06-APR-2009	21:27:27	9092020	A9C310174	I8
76	K9C7F	1	06-APR-2009	21:31:29	9092020	A9C310174	I8
77	K9C7J	1	06-APR-2009	21:35:46	9092020	A9C310174	I8
78	K9JA9B	1	06-APR-2009	21:39:45	9093027	A9D030000	I8
79	K9JA9C	1	06-APR-2009	21:43:49	9093027	A9D030000	I8
80	K9HCL	1	06-APR-2009	21:49:46	9093027	A9D020270	I8
81	K9HCLL	1	06-APR-2009	21:53:47			I8
82	CCV	1	06-APR-2009	21:57:46			I8
83	CCB	1	06-APR-2009	22:03:59			I8
84	K9HCLS	1	06-APR-2009	22:08:01	9093027	A9D020270	I8
85	K9HCLD	1	06-APR-2009	22:14:14	9093027	A9D020270	I8
86	K9JAXB	1	06-APR-2009	22:20:28	9093022	A9D030000	I8
87	K9JAXC	1	06-APR-2009	22:24:41	9093022	A9D030000	I8
88	K9HRG	1	06-APR-2009	22:30:54	9093022	A9D020318	I8

(continued)

TestAmerica
THE LEADER IN ENVIRONMENTAL TESTING

INSTRUMENT PRINTOUTS

TestAmerica North Canton Hg Data Review Checklist

Run/Project Information

Run Date: 4-3-09 Analyst: BB Instrument: H1

Prep Batches Run: See Run Log

Circle Methods used: (7470A / 245.1 : CORP-MT-0005 Rev 1) 7471: CORP-MT-0007 Rev 1

Review Items

A. Calibration/Instrument Run QC	Yes	No	N/A	2nd Level
1. Instrument calibrated per manufacturer's instructions and at SOP specified levels?	✓			✓
2. ICV/CCV analyzed at appropriate frequency and within control limits?	✓			✓
3. ICB/CCB analyzed at appropriate frequency and within +/- RL?	✓			✓
4. CRA run?	✓			✓
B. Sample Results				
1. Were samples with concentrations > high calibration standard diluted and reanalyzed?	✓			✓
2. All reported results bracketed by in control QC?	✓			✓
3. Sample analyses done within holding time?	✓			✓
C. Preparation/ Matrix QC				
1. LCS done per prep batch and within QC limits?	✓			✓
2. Method blank done per prep batch and < RL?	✓			✓
3. MS run at required frequency and within limits?	✓			✓
4. MSD or DU run at required frequency and RPD within SOP limits?	✓			✓
D. Other				
1. Are all nonconformances documented appropriately?	✓			✓
2. Current IDL/MDL data on file?	✓			✓
3. Calculations and Transcription checked for error?	✓			✓
4. All client/project specific requirements met?	✓			✓
5. Date of analysis verified as correct?	✓			✓

Level I Analyst: Karen L. Counts Date/Time: 4-6-09

Level I Analyst: _____ Date/Time: _____

Comments: _____

2nd Level Reviewer: Natalie J. Buchler Date/Time: 4-6-09

2nd Level Reviewer: _____ Date/Time: _____

Comments: _____

Curve Prepared Date: 4-2-09 Time: 12:40

ICV HPS 0832320 $SnCL_2$ 9MR180

CAL/CCV HPS 0831515 NACL $NH_2OH{\cdot}HCL$ 9MR195

Revised 01/03/2008

Line	Conc.	Units	SD/RSD	1	2	3	4	5
*** Standard: 1 Rep: 1				Seq: 0	10:06:11 03 Apr 2009 HG			
Hg	.0000	ppb	11105					
*** Standard: 2 Rep: 1				Seq: 1	10:07:20 03 Apr 2009 HG			
Hg	.2000	ppb	18148					
*** Standard: 3 Rep: 1				Seq: 2	10:08:28 03 Apr 2009 HG			
Hg	.5000	ppb	33422					
*** Standard: 4 Rep: 1				Seq: 3	10:09:39 03 Apr 2009 HG			
Hg	1.000	ppb	55404					
*** Standard: 5 Rep: 1				Seq: 4	10:10:56 03 Apr 2009 HG			
Hg	5.000	ppb	233265					
*** Standard: 6 Rep: 1				Seq: 5	10:12:04 03 Apr 2009 HG			
Hg	10.00	ppb	461020					

RunProt: HGPPB | Err: Analyzer needs maintenance

RunFold: HG104003A Seq: 6 Batch:

Prnt: R/T On Pump: On

Rev: 4.2 Xmit: Off Gas: 1.00 LPM

State: Idle Macro HG 59: F3 Print User: SMI A/S: On

CALIBRATION: Line proto: HGPPB

	Hg Conc.	Calc.	Dev.	Accepted ->linear
S1	.0000	.0213	.0213	Quadratic
S2	.2000	.1778	-.0222	Wtdlinear
S3	.5000	.5173	.0173	C
S4	1.000	1.006	.0058	Accept o
S5	5.000	4.958	-.0417	n
S6	10.00	10.02	.0195	c

A .00000000 r .999979

B 2.22224e-5 C -2.25449e-1

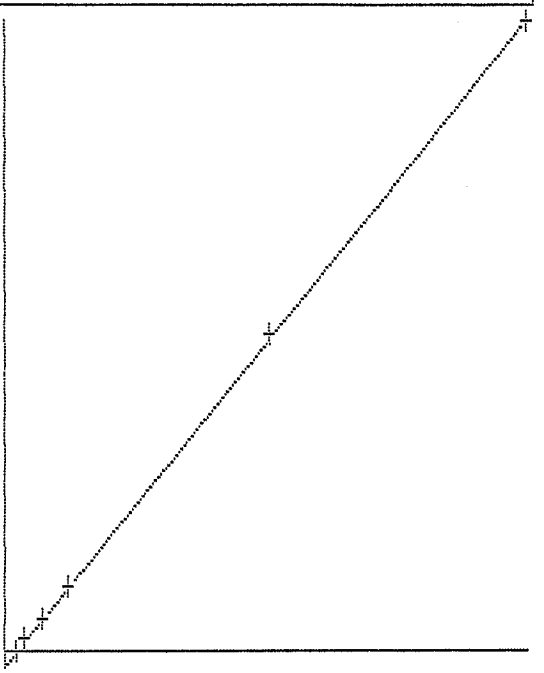

Relative Absorbance

	Mean		SD	
S1	11185	0	SD	11185
S2	18148	0	%RSD	18148
S3	33422	0	%RSD	33422
S4	55404	0	%RSD	55404
S5	233265	0	%RSD	233265
S6	461020	0	%RSD	461020

New cal coefficients stored

Line	Conc.	Units	SD/RSD	1	2	3	4	5

*** Check Standard: 5 Ck5ICV Seq: 6 10:13:19 03 Apr 2009 HG

Line	Flag	%Rcv.	Found	True	Units	SD/RSD
Hg		97.62	2.440	2.500	ppb	.0000 %

*** Check Standard: 4 Ck4ICB Seq: 7 10:14:26 03 Apr 2009 HG

Line	Flag	%Rcv.	Found	True	Units	SD/RSD
Hg		-643600	-.0644	.0000	ppb	.0000 %

*** Check Standard: 3 Ck3CRA\MRL Seq: 8 10:15:43 03 Apr 2009 HG

Line	Flag	%Rcv.	Found	True	Units	SD/RSD
Hg		80.35	.1607	.2000	ppb	.0000 %

*** Check Standard: 2 Ck2CCV Seq: 9 10:16:58 03 Apr 2009 HG

Line	Flag	%Rcv.	Found	True	Units	SD/RSD
Hg		101.3	5.064	5.000	ppb	.0000 %

*** Check Standard: 1 Ck1CCB Seq: 10 10:18:37 03 Apr 2009 HG

Line	Flag	Found	Range(+/-)	Units	SD/RSD
Hg		-.0537	.2000	ppb	.0000 %

*** Sample ID: K9EPXTB Seq: 11 10:19:41 03 Apr 2009 HG

9092021

Hg	.0312	ppb	.0000 %	.0312	

*** Sample ID: K9FTXTB Seq: 12 10:20:48 03 Apr 2009 HG

WATER

Hg	.0141	ppb	.0000 %	.0141	

*** Sample ID: K9FTXTC Seq: 13 10:22:14 03 Apr 2009 HG

WATER

Hg	5.587	ppb	.0000 %	5.587	

*** Sample ID: K8RWTT Seq: 14 10:23:19 03 Apr 2009 HG

WATER

Hg	-.0013	ppb	.0000 %	-.0013	

*** Sample ID: K8RWTTS Seq: 15 10:24:28 03 Apr 2009 HG

WATER

Hg	5.555	ppb	.0000 %	5.555	

S 040609 kw

*** Sample ID: K8RWTTD Seq: 16 10:25:34 03 Apr 2009 HG

WATER

Hg	5.557	ppb	.0000 %	5.557	

*** Sample ID: K9ENXTB Seq: 17 10:26:43 03 Apr 2009 HG

9092022

Hg	.0245	ppb	.0000 %	.0245	

Line	Conc.	Units	SD/RSD	1	2	3	4	5

*** Sample ID: K9FT1TB Seq: 18 10:27:54 03 Apr 2009 HG
WATER
Hg -.0322 ppb .0000 % -.0322

*** Sample ID: K9FT1TC Seq: 19 10:29:05 03 Apr 2009 HG
WATER
Hg 5.572 ppb .0000 % 5.572

*** Sample ID: K9C69T Seq: 20 10:30:14 03 Apr 2009 HG
WATER
Hg -.0586 ppb .0000 % -.0586

*** Check Standard: 2 Ck2CCV Seq: 21 10:31:22 03 Apr 2009 HG

Line	Flag	%Rcv.	Found	True	Units	SD/RSD
Hg		104.9	5.245	5.000	ppb	.0000 %

*** Check Standard: 1 Ck1CCB Seq: 22 10:32:29 03 Apr 2009 HG

Line	Flag	Found	Range(+/-)	Units	SD/RSD
Hg		-.0923	.2000	ppb	.0000 %

*** Sample ID: K9C69TX Seq: 23 10:33:34 03 Apr 2009 HG
WATER
Hg -.0603 ppb .0000 % -.0603

*** Sample ID: K9C69TS Seq: 24 10:34:41 03 Apr 2009 HG
WATER
Hg 5.141 ppb .0000 % 5.141

*** Sample ID: K9C7FT Seq: 25 10:35:47 03 Apr 2009 HG
WATER
Hg -.0475 ppb .0000 % -.0475

*** Sample ID: K9C7JT Seq: 26 10:36:55 03 Apr 2009 HG
WATER
Hg .0062 ppb .0000 % .0062

*** Sample ID: K9EPCTB Seq: 27 10:38:00 03 Apr 2009 HG
9092023
Hg .0552 ppb .0000 % .0552

*** Sample ID: K9FT3TB Seq: 28 10:39:15 03 Apr 2009 HG
WATER
Hg -.0146 ppb .0000 % -.0146

*** Sample ID: K9FT3TC Seq: 29 10:40:44 03 Apr 2009 HG
WATER
Hg 5.459 ppb .0000 % 5.459

Line	Conc.	Units	SD/RSD	1	2	3	4	5
*** Sample ID: K88M5T				Seq: 30	10:41:54 03 Apr 2009 HG			
				WATER				
Hg	.2135	ppb	.0000 %	.2135				
*** Sample ID: K88M5TS				Seq: 31	10:43:12 03 Apr 2009 HG			
				WATER				
Hg	5.592	ppb	.0000 %	5.592				
*** Sample ID: K88M5TD				Seq: 32	10:44:28 03 Apr 2009 HG			
				WATER				
Hg	5.583	ppb	.0000 %	5.583				
*** Check Standard: 2 Ck2CCV				Seq: 33	10:45:33 03 Apr 2009 HG			
Line	Flag	%Rcv.	Found	True	Units	SD/RSD		
Hg		107.0	5.350	5.000	ppb	.0000 %		
*** Check Standard: 1 Ck1CCB				Seq: 34	10:46:40 03 Apr 2009 HG			
Line	Flag	Found	Range(+/-)	Units	SD/RSD			
Hg		-.0707	.2000	ppb	.0000 %			
*** Sample ID: K9C1DT				Seq: 35	10:47:46 03 Apr 2009 HG			
				WATER				
Hg	-.0082	ppb	.0000 %	-.0082				
*** Sample ID: K9EP8TB				Seq: 36	10:49:13 03 Apr 2009 HG			
				9092024				
Hg	.0095	ppb	.0000 %	.0095				
*** Sample ID: K9FT5TB				Seq: 37	10:50:19 03 Apr 2009 HG			
				WATER				
Hg	.0145	ppb	.0000 %	.0145				
*** Sample ID: K9FT5TC				Seq: 38	10:51:58 03 Apr 2009 HG			
				WATER				
Hg	5.513	ppb	.0000 %	5.513				
*** Sample ID: K9C7RT				Seq: 39	10:53:03 03 Apr 2009 HG			
				WATER				
Hg	-.0011	ppb	.0000 %	-.0011				
*** Sample ID: K9C7RTX				Seq: 40	10:54:19 03 Apr 2009 HG			
				WATER				
Hg	.0355	ppb	.0000 %	.0355				
*** Sample ID: K9C7RTS				Seq: 41	10:56:00 03 Apr 2009 HG			
				WATER				
Hg	5.540	ppb	.0000 %	5.540				

Line	Conc.	Units	SD/RSD	1	2	3	4	5

*** Sample ID: K9C76T Seq: 42 10:57:19 03 Apr 2009 HG
WATER
Hg .0295 ppb .0000 % .0295

*** Sample ID: K9C71T Seq: 43 10:58:27 03 Apr 2009 HG
WATER
Hg .0254 ppb .0000 % .0254

*** Sample ID: K9C73T Seq: 44 10:59:46 03 Apr 2009 HG
WATER
Hg .0336 ppb .0000 % .0336

*** Check Standard: 2 Ck2CCV Seq: 45 11:01:04 03 Apr 2009 HG

Line	Flag	%Rcv.	Found	True	Units	SD/RSD
Hg		105.8	5.289	5.000	ppb	.0000 %

*** Check Standard: 1 Ck1CCB Seq: 46 11:02:09 03 Apr 2009 HG

Line	Flag	Found	Range(+/-)	Units	SD/RSD
Hg		-.0427	.2000	ppb	.0000 %

*** Sample ID: K9C72T Seq: 47 11:03:34 03 Apr 2009 HG
WATER
Hg .0119 ppb .0000 % .0119

*** Sample ID: K9C77T Seq: 48 11:04:40 03 Apr 2009 HG
WATER
Hg -.0110 ppb .0000 % -.0110

*** Sample ID: K9C7WT Seq: 49 11:05:48 03 Apr 2009 HG
WATER
Hg .0411 ppb .0000 % .0411

*** Sample ID: K9FTPB Seq: 50 11:06:55 03 Apr 2009 HG
9092018
Hg -.0245 ppb .0000 % -.0245

*** Sample ID: K9FTPC Seq: 51 11:08:13 03 Apr 2009 HG
WATER
Hg 5.573 ppb .0000 % 5.573

*** Sample ID: K9E7C Seq: 52 11:09:28 03 Apr 2009 HG
WATER
Hg .0168 ppb .0000 % .0168

*** Sample ID: K9E7CS Seq: 53 11:10:33 03 Apr 2009 HG
WATER
Hg 1.174 ppb .0000 % 1.174

Line	Conc.	Units	SD/RSD	1	2	3	4	5

*** Sample ID: K9E7CD Seq: 54 11:11:48 03 Apr 2009 HG

WATER

Hg 1.118 ppb .0000 % 1.118

*** Sample ID: K9E7CF Seq: 55 11:13:06 03 Apr 2009 HG

WATER

Hg .0010 ppb .0000 % .0010

*** Sample ID: K9E7CFS Seq: 56 11:14:12 03 Apr 2009 HG

WATER

Hg 1.167 ppb .0000 % 1.167

*** Check Standard: 2 Ck2CCV Seq: 57 11:15:17 03 Apr 2009 HG

Line	Flag	%Rcv.	Found	True	Units	SD/RSD
Hg		106.3	5.313	5.000	ppb	.0000 %

*** Check Standard: 1 Ck1CCB Seq: 58 11:16:23 03 Apr 2009 HG

Line	Flag	Found	Range(+/-)	Units	SD/RSD
Hg		-.0853	.2000	ppb	.0000 %

*** Sample ID: K9E7CFD Seq: 59 11:17:39 03 Apr 2009 HG

WATER

Hg 1.094 ppb .0000 % 1.094

*** Sample ID: K9E3V Seq: 60 11:18:46 03 Apr 2009 HG

WATER

Hg .6999 ppb .0000 % .6999

*** Sample ID: K9E3VS Seq: 61 11:20:06 03 Apr 2009 HG

WATER

Hg 1.695 ppb .0000 % 1.695

*** Sample ID: K9E3VD Seq: 62 11:21:12 03 Apr 2009 HG

WATER

Hg 1.716 ppb .0000 % 1.716

*** Sample ID: K9E7E Seq: 63 11:22:27 03 Apr 2009 HG

WATER

Hg -.0042 ppb .0000 % -.0042

*** Sample ID: K9E7EF Seq: 64 11:23:42 03 Apr 2009 HG

WATER

Hg .0155 ppb .0000 % .0155

*** Sample ID: K9E66 Seq: 65 11:24:58 03 Apr 2009 HG

WATER

Hg .0233 ppb .0000 % .0233

Line	Conc.	Units	SD/RSD	1	2	3	4	5

*** Sample ID: K9E66F Seq: 66 11:26:13 03 Apr 2009 HG

WATER

Hg -.0350 ppb .0000 % -.0350

*** Sample ID: K9E6P Seq: 67 11:27:40 03 Apr 2009 HG

WATER

Hg -.0250 ppb .0000 % -.0250

*** Sample ID: K9E33 Seq: 68 11:28:46 03 Apr 2009 HG

WATER

Hg -.0292 ppb .0000 % -.0292

*** Check Standard: 2 Ck2CCV Seq: 69 11:29:52 03 Apr 2009 HG

Line	Flag	%Rcv.	Found	True	Units	SD/RSD
Hg		106.7	5.333	5.000	ppb	.0000 %

*** Check Standard: 1 Ck1CCB Seq: 70 11:30:56 03 Apr 2009 HG

Line	Flag	Found	Range(+/-)	Units	SD/RSD
Hg		-.0598	.2000	ppb	.0000 %

*** Sample ID: K9DJ7 Seq: 71 11:32:05 03 Apr 2009 HG

WATER

Hg .3252 ppb .0000 % .3252

*** Sample ID: K9FGT Seq: 72 11:33:12 03 Apr 2009 HG

WATER

Hg 5.431 ppb .0000 % 5.431

*** Sample ID: K9E7R Seq: 73 11:34:18 03 Apr 2009 HG

WATER

Hg -.0446 ppb .0000 % -.0446

*** Sample ID: K9E31 Seq: 74 11:35:24 03 Apr 2009 HG

WATER

Hg -.1016 ppb .0000 % -.1016

*** Sample ID: K9E3W Seq: 75 11:36:41 03 Apr 2009 HG

WATER

Hg -.0578 ppb .0000 % -.0578

*** Sample ID: K9FCM Seq: 76 11:37:50 03 Apr 2009 HG

WATER

Hg -.0041 ppb .0000 % -.0041

*** Sample ID: K9EGT Seq: 77 11:38:55 03 Apr 2009 HG

WATER

Hg -.0410 ppb .0000 % -.0410

Line	Conc.	Units	SD/RSD	1	2	3	4	5

*** Sample ID: K9FTVB Seq: 78 11:40:02 03 Apr 2009 HG
9092020
Hg .0021 ppb .0000 % .0021

*** Sample ID: K9FTVC Seq: 79 11:41:18 03 Apr 2009 HG
WATER
Hg 5.646 ppb .0000 % 5.646

*** Sample ID: K9C6G Seq: 80 11:42:26 03 Apr 2009 HG
WATER
Hg .0321 ppb .0000 % .0321

*** Check Standard: 2 Ck2CCV Seq: 81 11:43:38 03 Apr 2009 HG

Line	Flag	%Rcv.	Found	True	Units	SD/RSD
Hg		108.3	5.413	5.000	ppb	.0000 %

*** Check Standard: 1 Ck1CCB Seq: 82 11:44:45 03 Apr 2009 HG

Line	Flag	Found	Range(+/-)	Units	SD/RSD
Hg		-.0621	.2000	ppb	.0000 %

*** Sample ID: K9C6GX Seq: 83 11:46:10 03 Apr 2009 HG
WATER
Hg .0525 ppb .0000 % .0525

*** Sample ID: K9C6GS Seq: 84 11:47:19 03 Apr 2009 HG
WATER
Hg .9309 ppb .0000 % .9309

*** Sample ID: K9C7J Seq: 85 11:48:27 03 Apr 2009 HG
WATER
Hg -.0015 ppb .0000 % -.0015

*** Sample ID: K9C7F Seq: 86 11:49:37 03 Apr 2009 HG
WATER
Hg -.0046 ppb .0000 % -.0046

*** Sample ID: K9C69 Seq: 87 11:50:43 03 Apr 2009 HG
WATER
Hg .0788 ppb .0000 % .0788

*** Sample ID: K9FTRB Seq: 88 11:52:05 03 Apr 2009 HG
9092019
Hg -.0048 ppb .0000 % -.0048

*** Sample ID: K9FTRC Seq: 89 11:53:13 03 Apr 2009 HG
WATER
Hg 5.657 ppb .0000 % 5.657

Line	Conc.	Units	SD/RSD	1	2	3	4	5

*** Sample ID: K9FCH Seq: 90 11:54:52 03 Apr 2009 HG
WATER
Hg -.0472 ppb .0000 % -.0472

*** Sample ID: K9FCHS Seq: 91 11:56:01 03 Apr 2009 HG
WATER
Hg .9974 ppb .0000 % .9974

*** Sample ID: K9FCHD Seq: 92 11:57:12 03 Apr 2009 HG
WATER
Hg .9563 ppb .0000 % .9563

*** Check Standard: 2 Ck2CCV Seq: 93 11:58:19 03 Apr 2009 HG

Line	Flag	%Rcv.	Found	True	Units	SD/RSD
Hg		107.7	5.384	5.000	ppb	.0000 %

*** Check Standard: 1 Ck1CCB Seq: 94 11:59:25 03 Apr 2009 HG

Line	Flag	Found	Range(+/-)	Units	SD/RSD
Hg		-.0235	.2000	ppb	.0000 %

*** Sample ID: K9FCW Seq: 95 12:00:31 03 Apr 2009 HG
WATER
Hg -.0331 ppb .0000 % -.0331

*** Sample ID: K9FCQ Seq: 96 12:01:37 03 Apr 2009 HG
WATER
Hg -.0600 ppb .0000 % -.0600

*** Sample ID: K9FCV Seq: 97 12:02:55 03 Apr 2009 HG
WATER
Hg -.0614 ppb .0000 % -.0614

*** Sample ID: K9FCT Seq: 98 12:04:02 03 Apr 2009 HG
WATER
Hg -.0410 ppb .0000 % -.0410

*** Sample ID: K9FCP Seq: 99 12:05:19 03 Apr 2009 HG
WATER
Hg -.0300 ppb .0000 % -.0300

*** Sample ID: K9FCN Seq: 100 12:06:28 03 Apr 2009 HG
WATER
Hg .0009 ppb .0000 % .0009

*** Check Standard: 2 Ck2CCV Seq: 101 12:07:46 03 Apr 2009 HG

Line	Flag	%Rcv.	Found	True	Units	SD/RSD
Hg		108.1	5.407	5.000	ppb	.0000 %

Line Conc. Units SD/RSD 1 2 3 4 5

*** Check Standard: 1 Ck1CCB Seq: 102 12:08:51 03 Apr 2009 HG
Line Flag Found Range(+/-) Units SD/RSD
Hg -.0319 .2000 ppb .0000 %

*** Check Standard: 2 Ck2CCV Seq: 103 14:48:08 03 Apr 2009 HG
Line Flag %Rcv. Found True Units SD/RSD
Hg 109.8 5.488 5.000 ppb .0000 %

*** Check Standard: 1 Ck1CCB Seq: 104 14:49:16 03 Apr 2009 HG
Line Flag Found Range(+/-) Units SD/RSD
Hg -.0147 .2000 ppb .0000 %

*** Sample ID: K9GHATB Seq: 105 14:50:22 03 Apr 2009 HG
9093026
Hg -.0372 ppb .0000 % -.0372

*** Sample ID: K9JA7TB Seq: 106 14:51:28 03 Apr 2009 HG
WATER
Hg .0181 ppb .0000 % .0181

*** Sample ID: K9JA7TC Seq: 107 14:52:44 03 Apr 2009 HG
WATER
Hg 4.580 ppb .0000 % 4.580

*** Sample ID: K9A7QT Seq: 108 14:54:20 03 Apr 2009 HG
WATER
Hg .0422 ppb .0000 % .0422

*** Sample ID: K9A7QTS Seq: 109 14:55:39 03 Apr 2009 HG
WATER
Hg 5.398 ppb .0000 % 5.398

*** Sample ID: K9A7QTD Seq: 110 14:56:47 03 Apr 2009 HG
WATER
Hg 5.181 ppb .0000 % 5.181

*** Sample ID: K9D70T Seq: 111 14:57:54 03 Apr 2009 HG
WATER
Hg -.1118 ppb .0000 % -.1118

*** Sample ID: K9JAXB Seq: 112 14:59:03 03 Apr 2009 HG
9093022
Hg -.0146 ppb .0000 % -.0146

*** Sample ID: K9JAXC Seq: 113 15:00:11 03 Apr 2009 HG
WATER
Hg 5.314 ppb .0000 % 5.314

Line	Conc.	Units	SD/RSD	1	2	3	4	5

*** Sample ID: K9HRG Seq: 114 15:01:16 03 Apr 2009 HG
WATER
Hg -.0717 ppb .0000 % -.0717

*** Check Standard: 2 Ck2CCV Seq: 115 15:02:23 03 Apr 2009 HG

Line	Flag	%Rcv.	Found	True	Units	SD/RSD
Hg		107.0	5.350	5.000	ppb	.0000 %

*** Check Standard: 1 Ck1CCB Seq: 116 15:04:08 03 Apr 2009 HG

Line	Flag	Found	Range(+/-)	Units	SD/RSD
Hg		-.0197	.2000	ppb	.0000 %

*** Sample ID: K9HRGS Seq: 117 15:05:34 03 Apr 2009 HG
WATER
Hg 1.059 ppb .0000 % 1.059

*** Sample ID: K9HRGD Seq: 118 15:06:40 03 Apr 2009 HG
WATER
Hg 1.021 ppb .0000 % 1.021

*** Sample ID: K9HR3 Seq: 119 15:07:44 03 Apr 2009 HG
WATER
Hg -.0547 ppb .0000 % -.0547

*** Sample ID: K9HR5 Seq: 120 15:09:00 03 Apr 2009 HG
WATER
Hg -.0458 ppb .0000 % -.0458

*** Sample ID: K9HR2 Seq: 121 15:10:09 03 Apr 2009 HG
WATER
Hg .0084 ppb .0000 % .0084

*** Sample ID: K9GHMTB Seq: 122 15:11:24 03 Apr 2009 HG
9093025
Hg .0306 ppb .0000 % .0306

*** Sample ID: K9JA5TB Seq: 123 15:12:40 03 Apr 2009 HG
WATER
Hg -.0283 ppb .0000 % -.0283

*** Sample ID: K9JA5TC Seq: 124 15:14:10 03 Apr 2009 HG
WATER
Hg 5.219 ppb .0000 % 5.219

*** Sample ID: K9E22T Seq: 125 15:15:17 03 Apr 2009 HG
WATER
Hg 1.113 ppb .0000 % 1.113

Line	Conc.	Units	SD/RSD	1	2	3	4	5

*** Sample ID: K9E22TS Seq: 126 15:16:33 03 Apr 2009 HG

WATER

Hg 6.349 ppb .0000 % 6.349

*** Check Standard: 2 Ck2CCV Seq: 127 15:17:42 03 Apr 2009 HG

Line	Flag	%Rcv.	Found	True	Units	SD/RSD
Hg		106.5	5.326	5.000	ppb	.0000 %

*** Check Standard: 1 Ck1CCB Seq: 128 15:18:51 03 Apr 2009 HG

Line	Flag	Found	Range(+/-)	Units	SD/RSD
Hg		-.0616	.2000	ppb	.0000 %

*** Sample ID: K9E22TD Seq: 129 15:20:07 03 Apr 2009 HG

WATER

Hg 6.410 ppb .0000 % 6.410

*** Sample ID: K9JA1B Seq: 130 15:21:19 03 Apr 2009 HG

9093023

Hg -.0722 ppb .0000 % -.0722

*** Sample ID: K9JA1C Seq: 131 15:22:27 03 Apr 2009 HG

WATER

Hg 5.456 ppb .0000 % 5.456

*** Sample ID: K9HK3 Seq: 132 15:23:32 03 Apr 2009 HG

WATER

Hg -.0607 ppb .0000 % -.0607

*** Sample ID: K9HK3S Seq: 133 15:24:51 03 Apr 2009 HG

WATER

Hg 1.092 ppb .0000 % 1.092

*** Sample ID: K9HK3D Seq: 134 15:25:59 03 Apr 2009 HG

WATER

Hg 1.091 ppb .0000 % 1.091

*** Sample ID: K9HL0 Seq: 135 15:27:14 03 Apr 2009 HG

WATER

Hg -.0175 ppb .0000 % -.0175

*** Sample ID: K9H47 Seq: 136 15:28:20 03 Apr 2009 HG

WATER

Hg -.0372 ppb .0000 % -.0372

*** Sample ID: K9HKK Seq: 137 15:29:26 03 Apr 2009 HG

WATER

Hg -.0321 ppb .0000 % -.0321

Line	Conc.	Units	SD/RSD	1	2	3	4	5

*** Sample ID: K9H49 Seq: 138 15:30:44 03 Apr 2009 HG
WATER
Hg -.0304 ppb .0000 % -.0304

*** Check Standard: 2 Ck2CCV Seq: 139 15:32:05 03 Apr 2009 HG

Line	Flag	%Rcv.	Found	True	Units	SD/RSD
Hg		107.4	5.371	5.000	ppb	.0000 %

*** Check Standard: 1 Ck1CCB Seq: 140 15:33:11 03 Apr 2009 HG

Line	Flag	Found	Range(+/-)	Units	SD/RSD
Hg		-.0479	.2000	ppb	.0000 %

*** Sample ID: K9H5A Seq: 141 15:34:31 03 Apr 2009 HG
WATER
Hg -.0240 ppb .0000 % -.0240

*** Sample ID: K9H5D Seq: 142 15:35:59 03 Apr 2009 HG
WATER
Hg -.0102 ppb .0000 % -.0102

*** Sample ID: K9GV8 Seq: 143 15:37:11 03 Apr 2009 HG
WATER
Hg -.0097 ppb .0000 % -.0097

*** Sample ID: K9GV8F Seq: 144 15:39:07 03 Apr 2009 HG
WATER
Hg .0023 ppb .0000 % .0023

*** Sample ID: K9HKO Seq: 145 15:40:15 03 Apr 2009 HG
WATER
Hg -.0141 ppb .0000 % -.0141

*** Sample ID: K9HLF Seq: 146 15:41:44 03 Apr 2009 HG
WATER
Hg -.0785 ppb .0000 % -.0785

*** Sample ID: K9G1R Seq: 147 15:42:59 03 Apr 2009 HG
WATER
Hg .0023 ppb .0000 % .0023

*** Sample ID: K9HLT Seq: 148 15:44:10 03 Apr 2009 HG
WATER
Hg -.0133 ppb .0000 % -.0133

*** Sample ID: K9HKQ Seq: 149 15:45:20 03 Apr 2009 HG
WATER
Hg .1812 ppb .0000 % .1812

Line	Conc.	Units	SD/RSD	1	2	3	4	5

*** Sample ID: K9HKX Seq: 150 15:46:40 03 Apr 2009 HG

WATER

Hg	.5617	ppb	.0000 %	.5617				

*** Check Standard: 2 Ck2CCV Seq: 151 15:47:50 03 Apr 2009 HG

Line	Flag	%Rcv.	Found	True	Units	SD/RSD
Hg		107.5	5.376	5.000	ppb	.0000 %

*** Check Standard: 1 Ck1CCB Seq: 152 15:48:58 03 Apr 2009 HG

Line	Flag	Found	Range(+/-)	Units	SD/RSD
Hg		-.0175	.2000	ppb	.0000 %

*** Sample ID: K9HK4 Seq: 153 15:50:09 03 Apr 2009 HG

WATER

Hg	-.0825	ppb	.0000 %	-.0825				

*** Sample ID: K9GKQF Seq: 154 15:51:35 03 Apr 2009 HG

WATER

Hg	-.0139	ppb	.0000 %	-.0139				

*** Sample ID: K9JA3B Seq: 155 15:52:43 03 Apr 2009 HG

WATER

Hg	-.0220	ppb	.0000 %	-.0220				

*** Sample ID: K9JA3C Seq: 156 15:53:51 03 Apr 2009 HG

WATER

Hg	5.687	ppb	.0000 %	5.687				

*** Sample ID: K9GPX Seq: 157 15:55:08 03 Apr 2009 HG

WATER

Hg	.0127	ppb	.0000 %	.0127				

*** Sample ID: K9GPXS Seq: 158 15:56:13 03 Apr 2009 HG

WATER

Hg	1.193	ppb	.0000 %	1.193				

*** Sample ID: K9GPXD Seq: 159 15:57:23 03 Apr 2009 HG

WATER

Hg	1.123	ppb	.0000 %	1.123				

*** Sample ID: K9GPXF Seq: 160 15:58:32 03 Apr 2009 HG

WATER

Hg	-.0329	ppb	.0000 %	-.0329				

*** Sample ID: K9GPXFS Seq: 161 15:59:52 03 Apr 2009 HG

WATER

Hg	1.159	ppb	.0000 %	1.159				

Line	Conc.	Units	SD/RSD	1	2	3	4	5

*** Sample ID: K9GPXFD Seq: 162 16:00:57 03 Apr 2009 HG

WATER

Hg 1.154 ppb .0000 % 1.154

*** Check Standard: 2 Ck2CCV Seq: 163 16:02:09 03 Apr 2009 HG

Line	Flag	%Rcv.	Found	True	Units	SD/RSD
Hg		107.2	5.358	5.000	ppb	.0000 %

*** Check Standard: 1 Ck1CCB Seq: 164 16:03:15 03 Apr 2009 HG

Line	Flag	Found	Range(+/-)	Units	SD/RSD
Hg		-.0537	.2000	ppb	.0000 %

*** Sample ID: K9HFC Seq: 165 16:04:30 03 Apr 2009 HG

WATER

Hg -.0112 ppb .0000 % -.0112

*** Sample ID: K9HFCF Seq: 166 16:05:41 03 Apr 2009 HG

WATER

Hg -.0307 ppb .0000 % -.0307

*** Sample ID: K9HDP Seq: 167 16:06:49 03 Apr 2009 HG

WATER

Hg -.0004 ppb .0000 % -.0004

*** Sample ID: K9HDPF Seq: 168 16:08:01 03 Apr 2009 HG

WATER

Hg -.0116 ppb .0000 % -.0116

*** Sample ID: K9HEV Seq: 169 16:09:07 03 Apr 2009 HG

WATER

Hg -.0229 ppb .0000 % -.0229

*** Sample ID: K9HEVF Seq: 170 16:10:38 03 Apr 2009 HG

WATER

Hg -.0319 ppb .0000 % -.0319

*** Sample ID: K9HEK Seq: 171 16:11:55 03 Apr 2009 HG

WATER

Hg -.0148 ppb .0000 % -.0148

*** Sample ID: K9HEKF Seq: 172 16:13:07 03 Apr 2009 HG

WATER

Hg -.0232 ppb .0000 % -.0232

*** Sample ID: K9HE1 Seq: 173 16:14:12 03 Apr 2009 HG

WATER

Hg -.0105 ppb .0000 % -.0105

Line	Conc.	Units	SD/RSD	1	2	3	4	5

*** Sample ID: K9HE1F Seq: 174 16:15:23 03 Apr 2009 HG

WATER

Hg	.0094	ppb	.0000 %	.0094

*** Check Standard: 2 Ck2CCV Seq: 175 16:16:31 03 Apr 2009 HG

Line	Flag	%Rcv.	Found	True	Units	SD/RSD
Hg		107.0	5.352	5.000	ppb	.0000 %

*** Check Standard: 1 Ck1CCB Seq: 176 16:17:37 03 Apr 2009 HG

Line	Flag	Found	Range(+/-)	Units	SD/RSD
Hg		-.0313	.2000	ppb	.0000 %

*** Sample ID: K9GTT Seq: 177 16:18:42 03 Apr 2009 HG

WATER

Hg	-.0223	ppb	.0000 %	-.0223

*** Sample ID: K9GTTF Seq: 178 16:19:59 03 Apr 2009 HG

WATER

Hg	-.0213	ppb	.0000 %	-.0213

*** Sample ID: K9GTE Seq: 179 16:21:07 03 Apr 2009 HG

WATER

Hg	.0012	ppb	.0000 %	.0012

*** Sample ID: K9GTEF Seq: 180 16:22:16 03 Apr 2009 HG

WATER

Hg	-.0264	ppb	.0000 %	-.0264

*** Sample ID: K9HFT Seq: 181 16:23:23 03 Apr 2009 HG

WATER

Hg	-.0073	ppb	.0000 %	-.0073

*** Sample ID: K9HFTF Seq: 182 16:24:30 03 Apr 2009 HG

WATER

Hg	.0041	ppb	.0000 %	.0041

*** Sample ID: K9GTO Seq: 183 16:25:49 03 Apr 2009 HG

WATER

Hg	-.0216	ppb	.0000 %	-.0216

*** Sample ID: K9HEQ Seq: 184 16:26:56 03 Apr 2009 HG

WATER

Hg	-.0085	ppb	.0000 %	-.0085

*** Check Standard: 2 Ck2CCV Seq: 185 16:28:04 03 Apr 2009 HG

Line	Flag	%Rcv.	Found	True	Units	SD/RSD
Hg		107.2	5.359	5.000	ppb	.0000 %

Line	Conc.	Units	SD/RSD	1	2	3	4	5

*** Check Standard: 1 Ck1CCB Seq: 186 16:29:22 03 Apr 2009 HG

Line	Flag	Found	Range(+/-)	Units	SD/RSD
Hg		-.0231	.2000	ppb	.0000 %

TestAmerica North Canton Hg Data Review Checklist

Run/Project Information

Run Date: 4-6-09 Analyst: BB Instrument: H1

Prep Batches Run: See Run Log

Circle Methods used: 7470A / 245.1 : CORP-MT-0005 Rev 1 (7471: CORP-MT-0007 Rev 1)

Review Items

A. Calibration/Instrument Run QC	Yes	No	N/A	2nd Level
1. Instrument calibrated per manufacturer's instructions and at SOP specified levels?	✓			✓
2. ICV/CCV analyzed at appropriate frequency and within control limits?	✓			✓
3. ICB/CCB analyzed at appropriate frequency and within +/- RL?	✓			✓
4. CRA run?	✓			✓
B. Sample Results				
1. Were samples with concentrations > high calibration standard diluted and reanalyzed?	✓			✓
2. All reported results bracketed by in control QC?	✓			✓
3. Sample analyses done within holding time?	✓			✓
C. Preparation/ Matrix QC				
1. LCS done per prep batch and within QC limits?	✓			✓
2. Method blank done per prep batch and < RL?	✓			✓
3. MS run at required frequency and within limits?	✓			✓
4. MSD or DU run at required frequency and RPD within SOP limits?	✓			✓
D. Other				
1. Are all nonconformances documented appropriately?	✓			✓
2. Current IDL/MDL data on file?	✓			✓
3. Calculations and Transcription checked for error?	✓			✓
4. All client/project specific requirements met?	✓			✓
5. Date of analysis verified as correct?	✓			✓

Level I Analyst: Karen R Counts Date/Time: 4-7-09

Level I Analyst: _____ Date/Time: _____

Comments: _____

2nd Level Reviewer: Natalie J Buchler Date/Time: 4-7-09

2nd Level Reviewer: _____ Date/Time: _____

Comments: _____

Curve Prepared Date: 4-6-09 Time: 11:50

ICV HPS 0832320 $SnCL_2$ 9MR214

CAL/CCV HPS 0831515 NACL $NH_2OH{\cdot}HCL$ 9MR213

Revised 01/03/2008

Line	Conc.	Units	SD/RSD	1	2	3	4	5

*** Sample ID: K9C72 Seq: 18 14:04:31 06 Apr 2009 HG

SOLID

Hg 3.321 ppb .0000 % 3.321

04070 lw

*** Standard: 1 Rep: 1 Seq: 0 14:18:29 06 Apr 2009 HG

Hg .0000 ppb 7247

*** Standard: 2 Rep: 1 Seq: 1 14:19:34 06 Apr 2009 HG

```
Hg    .2000   ppb      15398

*** Standard: 3 Rep: 1              Seq:  2       14:20:40 06 Apr 2009 HG

Hg    .5000   ppb      29844

*** Standard: 4 Rep: 1              Seq:  3       14:21:51 06 Apr 2009 HG

Hg    1.000   ppb      53632

*** Standard: 5 Rep: 1              Seq:  4       14:22:56 06 Apr 2009 HG

Hg    5.000   ppb      254240

*** Standard: 6 Rep: 1              Seq:  5       14:24:03 06 Apr 2009 HG

Hg    10.00   ppb      507040
```

RunProt: HGPPB | Err: Analyzer needs maintenance

RunFold: HG104086B Seq: 6 Batch:

Prot: R/T On Pump: On

Rev: 4.2 Xmit: Off Gas: 1.00 LPM

State: Idle Macro HG 59: F3 Print User: SMI A/S: On

CALIBRATION: Line proto: HGPPB

	Hg Conc.	Calc.	Dev.	Accepted ->linear
S1	.0000	.0429	.0429	Quadratic
S2	.2000	.2056	.0056	Wtdlinear
S3	.5000	.4939	-.0061	
S4	1.000	.9686	-.0314	Accept
S5	5.000	4.972	-.0280	
S6	10.00	10.02	.0169	

A .00000000 r .999975

B 1.99562e-5 C -1.01677e-1

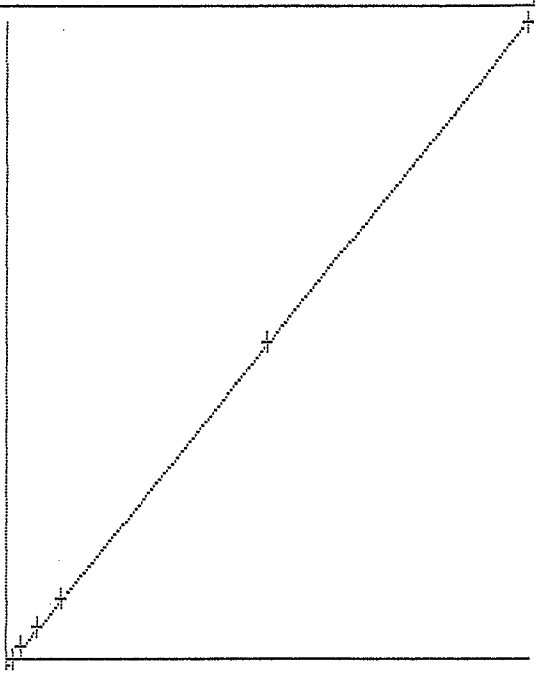

	Mean		SD	
S1	7247	0	SD	7247
S2	15398	0	%RSD	15398
S3	29844	0	%RSD	29844
S4	53632	0	%RSD	53632
S5	254240	0	%RSD	254240
S6	507040	0	%RSD	507040

New cal coefficients stored

Line	Conc.	Units	SD/RSD	1	2	3	4	5

*** Check Standard: 5 Ck5ICV Seq: 6 14:25:14 06 Apr 2009 HG

Line	Flag	%Rcv.	Found	True	Units	SD/RSD
Hg		98.63	2.466	2.500	ppb	.0000 %

*** Check Standard: 4 Ck4ICB Seq: 7 14:26:24 06 Apr 2009 HG

Line	Flag	%Rcv.	Found	True	Units	SD/RSD
Hg		213700	.0214	.0000	ppb	.0000 %

*** Check Standard: 3 Ck3CRA\MRL Seq: 8 14:27:50 06 Apr 2009 HG

Line	Flag	%Rcv.	Found	True	Units	SD/RSD
Hg		93.97	.1879	.2000	ppb	.0000 %

*** Check Standard: 2 Ck2CCV Seq: 9 14:28:55 06 Apr 2009 HG

Line	Flag	%Rcv.	Found	True	Units	SD/RSD
Hg		101.0	5.050	5.000	ppb	.0000 %

*** Check Standard: 1 Ck1CCB Seq: 10 14:30:03 06 Apr 2009 HG

Line	Flag	Found	Range(+/-)	Units	SD/RSD
Hg		.0141	.2000	ppb	.0000 %

*** Sample ID: K9JE7B Seq: 11 14:31:22 06 Apr 2009 HG

9093085

Hg	.0446	ppb	.0000 %	.0446	

*** Sample ID: K9JE7C Seq: 12 14:32:28 06 Apr 2009 HG

SOLID

Hg	4.697	ppb	.0000 %	4.697	

*** Sample ID: K9C7R R Seq: 13 14:33:55 06 Apr 2009 HG

SOLID

Hg	.0909	ppb	.0000 %	.0909	

*** Sample ID: K9C7RX Seq: 14 14:35:09 06 Apr 2009 HG

SOLID

Hg	.0672	ppb	.0000 %	.0672	

*** Sample ID: K9C7RS Seq: 15 14:36:24 06 Apr 2009 HG

SOLID

Hg	1.002	ppb	.0000 %	1.002	

*** Sample ID: K9C7W R Seq: 16 14:38:05 06 Apr 2009 HG

SOLID

Hg	.1456	ppb	.0000 %	.1456	

*** Sample ID: K9C73 R Seq: 17 14:39:10 06 Apr 2009 HG

SOLID

Hg	.0803	ppb	.0000 %	.0803	

Line	Conc.	Units	SD/RSD	1	2	3	4	5

*** Sample ID: K9C72 R Seq: 18 14:40:46 06 Apr 2009 HG
SOLID
Hg .0905 ppb .0000 % .0905

*** Sample ID: K9C77 R Seq: 19 14:42:13 06 Apr 2009 HG
SOLID
Hg .0652 ppb .0000 % .0652

*** Sample ID: K9C71 R Seq: 20 14:43:24 06 Apr 2009 HG
SOLID
Hg .3023 ppb .0000 % .3023

*** Check Standard: 2 Ck2CCV Seq: 21 14:44:40 06 Apr 2009 HG

Line	Flag	%Rcv.	Found	True	Units	SD/RSD
Hg		100.8	5.042	5.000	ppb	.0000 %

*** Check Standard: 1 Ck1CCB Seq: 22 14:45:44 06 Apr 2009 HG

Line	Flag	Found	Range(+/-)	Units	SD/RSD
Hg		.0174	.2000	ppb	.0000 %

*** Sample ID: K9C76 R Seq: 23 14:47:02 06 Apr 2009 HG
SOLID
Hg .0594 ppb .0000 % .0594

*** Sample ID: K9JCJB Seq: 24 14:48:22 06 Apr 2009 HG
9093031
Hg .0351 ppb .0000 % .0351

*** Sample ID: K9JCJC Seq: 25 14:49:40 06 Apr 2009 HG
SOLID
Hg 4.587 ppb .0000 % 4.587

*** Sample ID: K9H4P Seq: 26 14:50:45 06 Apr 2009 HG
SOLID
Hg .1722 ppb .0000 % .1722

*** Sample ID: K9H3PS Seq: 27 14:51:51 06 Apr 2009 HG
SOLID
Hg 1.243 ppb .0000 % 1.243

*** Sample ID: K9H3PD Seq: 28 14:53:01 06 Apr 2009 HG
SOLID
Hg 1.351 ppb .0000 % 1.351

*** Sample ID: K9H3W Seq: 29 14:54:12 06 Apr 2009 HG
SOLID
Hg .1355 ppb .0000 % .1355

Line	Conc.	Units	SD/RSD	1	2	3	4	5

*** Sample ID: K9H3WS Seq: 30 14:55:22 06 Apr 2009 HG

SOLID

Hg	1.048	ppb	.0000 %	1.048				

*** Sample ID: K9H3WD Seq: 31 14:56:30 06 Apr 2009 HG

SOLID

Hg	1.095	ppb	.0000 %	1.095				

*** Sample ID: K9H4J Seq: 32 14:57:56 06 Apr 2009 HG

SOLID

Hg	.1965	ppb	.0000 %	.1965				

*** Check Standard: 2 Ck2CCV Seq: 33 14:59:03 06 Apr 2009 HG

Line	Flag	%Rcv.	Found	True	Units	SD/RSD
Hg		101.2	5.058	5.000	ppb	.0000 %

*** Check Standard: 1 Ck1CCB Seq: 34 15:00:31 06 Apr 2009 HG

Line	Flag	Found	Range(+/-)	Units	SD/RSD
Hg		.0385	.2000	ppb	.0000 %

*** Sample ID: K9H4A Seq: 35 15:01:38 06 Apr 2009 HG

SOLID

Hg	.1565	ppb	.0000 %	.1565				

*** Sample ID: K9H3K Seq: 36 15:02:45 06 Apr 2009 HG

SOLID

Hg	.1689	ppb	.0000 %	.1689				

*** Sample ID: K9H3V Seq: 37 15:04:11 06 Apr 2009 HG

SOLID

Hg	.0923	ppb	.0000 %	.0923				

*** Sample ID: K9H3F Seq: 38 15:05:30 06 Apr 2009 HG

SOLID

Hg	.0442	ppb	.0000 %	.0442				

*** Sample ID: K9H3L Seq: 39 15:06:45 06 Apr 2009 HG

SOLID

Hg	.2761	ppb	.0000 %	.2761				

*** Sample ID: K9H3D Seq: 40 15:08:02 06 Apr 2009 HG

SOLID

Hg	.1069	ppb	.0000 %	.1069				

*** Sample ID: K9H3C Seq: 41 15:09:33 06 Apr 2009 HG

SOLID

Hg	.0514	ppb	.0000 %	.0514				

Line	Conc.	Units	SD/RSD	1	2	3	4	5

*** Sample ID: K9H3A Seq: 42 15:10:38 06 Apr 2009 HG

SOLID

Hg .0384 ppb .0000 % .0384

*** Sample ID: K9H28 Seq: 43 15:11:45 06 Apr 2009 HG

SOLID

Hg .1673 ppb .0000 % .1673

*** Sample ID: K9H3J Seq: 44 15:12:50 06 Apr 2009 HG

SOLID

Hg .2005 ppb .0000 % .2005

*** Check Standard: 2 Ck2CCV Seq: 45 15:13:55 06 Apr 2009 HG

Line	Flag	%Rcv.	Found	True	Units	SD/RSD
Hg		101.4	5.072	5.000	ppb	.0000 %

*** Check Standard: 1 Ck1CCB Seq: 46 15:15:11 06 Apr 2009 HG

Line	Flag	Found	Range(+/-)	Units	SD/RSD
Hg		.0259	.2000	ppb	.0000 %

*** Sample ID: K9H4T Seq: 47 15:16:22 06 Apr 2009 HG

SOLID

Hg .1456 ppb .0000 % .1456

*** Sample ID: K9H3P Seq: 48 15:17:39 06 Apr 2009 HG

SOLID

Hg .4323 ppb .0000 % .4323

*** Sample ID: K9H4V Seq: 49 15:18:47 06 Apr 2009 HG

SOLID

Hg .3637 ppb .0000 % .3637

*** Sample ID: K9H3T Seq: 50 15:19:53 06 Apr 2009 HG

SOLID

Hg .2258 ppb .0000 % .2258

*** Sample ID: K9H3N Seq: 51 15:20:59 06 Apr 2009 HG

SOLID

Hg .2549 ppb .0000 % .2549

*** Sample ID: K9H4M Seq: 52 15:22:06 06 Apr 2009 HG

SOLID

Hg .0727 ppb .0000 % .0727

*** Sample ID: K9H37 Seq: 53 15:23:36 06 Apr 2009 HG

SOLID

Hg .1878 ppb .0000 % .1878

Line	Conc.	Units	SD/RSD	1	2	3	4	5

*** Check Standard: 2 Ck2CCV Seq: 54 15:24:45 06 Apr 2009 HG

Line	Flag	%Rcv.	Found	True	Units	SD/RSD
Hg		101.4	5.069	5.000	ppb	.0000 %

*** Check Standard: 1 Ck1CCB Seq: 55 15:25:51 06 Apr 2009 HG

Line	Flag	Found	Range(+/-)	Units	SD/RSD
Hg		.0011	.2000	ppb	.0000 %

*** Check Standard: 2 Ck2CCV Seq: 56 16:09:48 06 Apr 2009 HG

Line	Flag	%Rcv.	Found	True	Units	SD/RSD
Hg		101.9	5.096	5.000	ppb	.0000 %

*** Check Standard: 1 Ck1CCB Seq: 57 16:10:58 06 Apr 2009 HG

Line	Flag	Found	Range(+/-)	Units	SD/RSD
Hg		.0780	.2000	ppb	.0000 %

*** Sample ID: K9L6EB Seq: 58 16:12:03 06 Apr 2009 HG

9096025

Hg	.0601	ppb	.0000 %	.0601

*** Sample ID: K9L6EC Seq: 59 16:13:19 06 Apr 2009 HG

SOLID

Hg	5.071	ppb	.0000 %	5.071

*** Sample ID: K9K7M Seq: 60 16:14:44 06 Apr 2009 HG

SOLID

Hg	.2917	ppb	.0000 %	.2917

*** Sample ID: K9K7MS Seq: 61 16:15:51 06 Apr 2009 HG

SOLID

Hg	1.086	ppb	.0000 %	1.086

*** Sample ID: K9K7MD Seq: 62 16:17:11 06 Apr 2009 HG

SOLID

Hg	1.145	ppb	.0000 %	1.145

*** Sample ID: K9L6GB Seq: 63 16:18:19 06 Apr 2009 HG

9096026

Hg	.0478	ppb	.0000 %	.0478

*** Sample ID: K9L6GC Seq: 64 16:19:24 06 Apr 2009 HG

SOLID

Hg	4.974	ppb	.0000 %	4.974

*** Sample ID: K9KEA Seq: 65 16:20:30 06 Apr 2009 HG

SOLID

Hg	.2571	ppb	.0000 %	.2571

Line	Conc.	Units	SD/RSD	1	2	3	4	5

*** Sample ID: K9KEAS Seq: 66 16:21:49 06 Apr 2009 HG

SOLID

Hg 1.217 ppb .0000 % 1.217

*** Sample ID: K9KEAD Seq: 67 16:23:06 06 Apr 2009 HG

SOLID

Hg 1.161 ppb .0000 % 1.161

*** Check Standard: 2 Ck2CCV Seq: 68 16:24:13 06 Apr 2009 HG

Line	Flag	%Rcv.	Found	True	Units	SD/RSD
Hg		103.5	5.176	5.000	ppb	.0000 %

*** Check Standard: 1 Ck1CCB Seq: 69 16:25:20 06 Apr 2009 HG

Line	Flag	Found	Range(+/-)	Units	SD/RSD
Hg		.0074	.2000	ppb	.0000 %

*** Sample ID: K9GTJ Seq: 70 16:26:25 06 Apr 2009 HG

SOLID

Hg .1665 ppb .0000 % .1665

*** Sample ID: K9GTJS Seq: 71 16:27:30 06 Apr 2009 HG

SOLID

Hg 1.194 ppb .0000 % 1.194

*** Sample ID: K9GTJD Seq: 72 16:28:38 06 Apr 2009 HG

SOLID

Hg 1.146 ppb .0000 % 1.146

*** Sample ID: K9HE4 Seq: 73 16:29:42 06 Apr 2009 HG

SOLID

Hg .1584 ppb .0000 % .1584

*** Sample ID: K9G8Q Seq: 74 16:30:48 06 Apr 2009 HG

SOLID

Hg .1816 ppb .0000 % .1816

*** Sample ID: K9GTR Seq: 75 16:31:58 06 Apr 2009 HG

SOLID

Hg .2265 ppb .0000 % .2265

*** Sample ID: K9G6K Seq: 76 16:33:03 06 Apr 2009 HG

SOLID

Hg .1718 ppb .0000 % .1718

*** Sample ID: K9HFX Seq: 77 16:34:08 06 Apr 2009 HG

SOLID

Hg .1490 ppb .0000 % .1490

Line	Conc.	Units	SD/RSD	1	2	3	4	5

*** Sample ID: K9G6J Seq: 78 16:35:13 06 Apr 2009 HG

SOLID

Hg .0562 ppb .0000 % .0562

*** Sample ID: K9GWW Seq: 79 16:36:32 06 Apr 2009 HG

SOLID

Hg .2503 ppb .0000 % .2503

*** Check Standard: 2 Ck2CCV Seq: 80 16:38:08 06 Apr 2009 HG

Line	Flag	%Rcv.	Found	True	Units	SD/RSD
Hg		103.2	5.161	5.000	ppb	.0000 %

*** Check Standard: 1 Ck1CCB Seq: 81 16:39:13 06 Apr 2009 HG

Line	Flag	Found	Range(+/-)	Units	SD/RSD
Hg		-.0096	.2000	ppb	.0000 %

*** Sample ID: K9G7K Seq: 82 16:40:28 06 Apr 2009 HG

SOLID

Hg .1839 ppb .0000 % .1839

*** Sample ID: K9G7L Seq: 83 16:41:35 06 Apr 2009 HG

SOLID

Hg .3747 ppb .0000 % .3747

*** Sample ID: K9G6H Seq: 84 16:43:09 06 Apr 2009 HG

SOLID

Hg .2463 ppb .0000 % .2463

*** Sample ID: K9HEW Seq: 85 16:44:14 06 Apr 2009 HG

SOLID

Hg .3144 ppb .0000 % .3144

*** Sample ID: K9HFL Seq: 86 16:45:24 06 Apr 2009 HG

SOLID

Hg .1870 ppb .0000 % .1870

*** Sample ID: K9HED Seq: 87 16:46:31 06 Apr 2009 HG

SOLID

Hg .2096 ppb .0000 % .2096

*** Sample ID: K9L6JB Seq: 88 16:47:59 06 Apr 2009 HG

9096027

Hg .0269 ppb .0000 % .0269

*** Sample ID: K9L6JC Seq: 89 16:49:14 06 Apr 2009 HG

SOLID

Hg 4.912 ppb .0000 % 4.912

Line	Conc.	Units	SD/RSD	1	2	3	4	5

*** Sample ID: K9G88 Seq: 90 16:50:33 06 Apr 2009 HG

SOLID

Hg	.0988	ppb	.0000 %	.0988				

*** Sample ID: K9G88S Seq: 91 16:51:59 06 Apr 2009 HG

SOLID

Hg	1.052	ppb	.0000 %	1.052				

*** Check Standard: 2 Ck2CCV Seq: 92 16:53:18 06 Apr 2009 HG

Line	Flag	%Rcv.	Found	True	Units	SD/RSD
Hg		102.7	5.135	5.000	ppb	.0000 %

*** Check Standard: 1 Ck1CCB Seq: 93 16:54:28 06 Apr 2009 HG

Line	Flag	Found	Range(+/-)	Units	SD/RSD
Hg		.0322	.2000	ppb	.0000 %

*** Sample ID: K9G88D Seq: 94 16:55:38 06 Apr 2009 HG

SOLID

Hg	1.157	ppb	.0000 %	1.157				

*** Sample ID: K9G9P Seq: 95 16:57:39 06 Apr 2009 HG

SOLID

Hg	.2022	ppb	.0000 %	.2022				

*** Sample ID: K9G9K Seq: 96 16:58:45 06 Apr 2009 HG

SOLID

Hg	.2738	ppb	.0000 %	.2738				

*** Sample ID: K9G93 Seq: 97 16:59:52 06 Apr 2009 HG

SOLID

Hg	.1538	ppb	.0000 %	.1538				

*** Sample ID: K9G9T Seq: 98 17:01:08 06 Apr 2009 HG

SOLID

Hg	.1070	ppb	.0000 %	.1070				

*** Sample ID: K9G92 Seq: 99 17:02:14 06 Apr 2009 HG

SOLID

Hg	.1584	ppb	.0000 %	.1584				

*** Sample ID: K9G85 Seq: 100 17:03:21 06 Apr 2009 HG

SOLID

Hg	.0158	ppb	.0000 %	.0158				

*** Sample ID: K9G8T Seq: 101 17:04:26 06 Apr 2009 HG

SOLID

Hg	.1954	ppb	.0000 %	.1954				

Line	Conc.	Units	SD/RSD	1	2	3	4	5

*** Sample ID: K9G9X Seq: 102 17:05:37 06 Apr 2009 HG

SOLID

Hg .2700 ppb .0000 % .2700

*** Sample ID: K9G9L Seq: 103 17:06:43 06 Apr 2009 HG

SOLID

Hg .1656 ppb .0000 % .1656

*** Check Standard: 2 Ck2CCV Seq: 104 17:08:01 06 Apr 2009 HG

Line	Flag	%Rcv.	Found	True	Units	SD/RSD
Hg		103.5	5.175	5.000	ppb	.0000 %

*** Check Standard: 1 Ck1CCB Seq: 105 17:09:07 06 Apr 2009 HG

Line	Flag	Found	Range(+/-)	Units	SD/RSD
Hg		.0203	.2000	ppb	.0000 %

*** Sample ID: K9G98 Seq: 106 17:10:11 06 Apr 2009 HG

SOLID

Hg .1323 ppb .0000 % .1323

*** Sample ID: K9G90 Seq: 107 17:11:17 06 Apr 2009 HG

SOLID

Hg .1973 ppb .0000 % .1973

*** Sample ID: K9G9J Seq: 108 17:12:27 06 Apr 2009 HG

SOLID

Hg .1863 ppb .0000 % .1863

*** Sample ID: K9G9N Seq: 109 17:13:35 06 Apr 2009 HG

SOLID

Hg .2753 ppb .0000 % .2753

*** Sample ID: K9G83 Seq: 110 17:15:13 06 Apr 2009 HG

SOLID

Hg .1075 ppb .0000 % .1075

*** Sample ID: K9G9W Seq: 111 17:16:33 06 Apr 2009 HG

SOLID

Hg .1927 ppb .0000 % .1927

*** Sample ID: K9G9G Seq: 112 17:17:43 06 Apr 2009 HG

SOLID

Hg .1961 ppb .0000 % .1961

*** Sample ID: K9HAA Seq: 113 17:18:52 06 Apr 2009 HG

SOLID

Hg .0707 ppb .0000 % .0707

Line	Conc.	Units	SD/RSD	1	2	3	4	5

*** Sample ID: K9G81 Seq: 114 17:20:13 06 Apr 2009 HG

SOLID

Hg	.1751	ppb	.0000 %	.1751

*** Sample ID: K9G9R Seq: 115 17:21:18 06 Apr 2009 HG

SOLID

Hg	.0989	ppb	.0000 %	.0989

*** Check Standard: 2 Ck2CCV Seq: 116 17:22:27 06 Apr 2009 HG

Line	Flag	%Rcv.	Found	True	Units	SD/RSD
Hg		103.9	5.194	5.000	ppb	.0000 %

*** Check Standard: 1 Ck1CCB Seq: 117 17:23:31 06 Apr 2009 HG

Line	Flag	Found	Range(+/-)	Units	SD/RSD
Hg		.0163	.2000	ppb	.0000 %

SCAL	STD 9C98	ICSA	STD 9A37	CAL1/CRI	STD 9C94
SCAL2	STD 9C97	ICSAB	STD 9C107	CAL2 (2X)- CAL3	STD 9C97
CRI	STD 9C94	ICV	STD 9C110	SCAL (2X)- CAL 2	STD 9C98
		CCV	STD 9D162		

Test America North Canton ICP Data Review Checklist

Run/Project Information:

Run Date: 4-6-09 **Analyst:** MGB **Instrument:** I5

Prep Batches Run: SEE RUN LOG

Circle Methods used: 6010B / 200.7: CORP-MT-0001 Rev 3.2
6010A/200.7: CORP-MT-0001NC, Rev 2

Review Items

A. Calibration/Instrument Run QC	Yes	No	N/A	2nd Level
1. Instrument calibrated per manufacturer's instructions (2 exposures/sample) and at SOP specified levels ?	✓			✓
2. ICV/CCV analyzed at appropriate frequency and within control limits ? *(ICV (2nd source):*200.7=95 –105%, 6010B 90-110%) *(CCV: 90 – 110%)*	✓			✓
3. ICB/CCB analyzed at appropriate frequency and within +/- RL ?	✓			✓
4. High Std. (HCAL) reanalyzed before samples and recovered within QC limits ? (6010A only 95-105%)			✓	
5. CRI run at SOP or project-specific frequency? Recovered within QC limits? (6010A +/- 50%, project specific limits may vary)	✓			✓
6. ICSA/ICSAB run at required frequency and within SOP limits ?	✓			✓
B. Sample Results				
1. Were samples with concentrations > the linear range for any parameter diluted and reanalyzed ?	✓			✓
2. All reported results bracketed by in control QC ?	✓			✓
3. Sample analyses done within holding time ?	✓			✓
C. Preparation/Matrix QC				
1. LCS done per prep batch and within QC limits ?	✓			✓
2. Method blank done per prep batch and < RL ?	✓			✓
3. MS/MSD run at required frequency and within limits ?	✓			✓
4. MSD or DU run at required frequency and RPD within SOP limits ?	✓			✓
5. Serial dilution done per prep batch ?	✓			✓
6. Post digest spike analyzed if required?	✓			✓
D. ther				
1. Are all nonconformances documented appropriately ?	✓			✓
2. Current IDL/MDL/LR/IEC data on file ?	✓			✓
3. Calculations checked for error ?	✓			✓
4. Transcriptions checked for error ?	✓			✓
5. All client/project specific requirements met ?	✓			✓
6. Date/time of analysis verified as correct ?	✓			✓

Level I Analyst: Natalie Jbuchler Date: 4-7-09 Time: 13:12-08:35
Level I Analyst: Date: Time:
Level I Analyst: Date: Time:
Level I Analyst: Date: Time:

Level II Reviewer: [signature] Date: 4.7.09 Time: 13:12-08:35
Level II Reviewer: Date: Time:
Level II Reviewer: Date: Time:
Level II Reviewer: Date: Time:

Comments:

Clouseau
Nonconformance Memo

TestAmerica
THE LEADER IN ENVIRONMENTAL TESTING

NCM #: 01-10836
NCM Initiated By: Dorothy Leeson
Date Opened: 03/05/2004
Date Closed: 03/08/2004

Classification: Anomaly
Status: CLOSED
Production Area: Metals
Tests: None
Lot #'s (Sample #'s): ,
QC Batches: None.,

Nonconformance: Other (describe in detail)
Subcategory: Other (explanation required)

Problem Description / Root Cause

Name	Date	Description
Dorothy Leeson	03/05/2004	Stock standard solutions used for ICP ICSA solutions commonly have low level contamination for certain elements, especially zinc.

Verified contamination is not corrected by interelement correction factors (IEC's) since instrumental determination of the presence of the analyte is due not to spectral interference but due to actual presence of the element in the solution. Contamination can be verified by performing a wavelength scan of the standard solution. If contamination exists, the peak apex will be directly at the expected wavelength for the element of concern. If the presence of the analyte is due to interference from another analyte which produces a peak near the element of concern, the peak apex of the interfering analyte will not be exactly at the wavelength for the element of concern, and an IEC would be generated.

If contamination for an element such as zinc is suspected, an IEC would be inappropriate, and the concentration during analysis of the daily ICSA solution may exceed SOP criteria. In these cases, this NCM will be referenced and a copy of this NCM will be included with the run.

Zinc contamination in ICSA stock solutions has been verified in this lab at various times with wavelength scans. Similarly, contamination for other elements has been verified when suspected. An example scan is included with the I6 ICP analytical run from 4/3/01.

Corrective Action

Name	Date	Corrective Action
Dorothy Leeson	03/05/2004	

Client Notification Summary

Client	Project Manager	Notified	Response	How Notified	Note
	Response	Response Note			

Quality Assurance Verification

Verified By	Due Date	Status	Notes
LAMBERTB		Verified/completed	

Method: ARMY Sample Name: STD1-Blank Operator:
Run Time: 04/06/09 13:12 Filename: I50406A
Mode: IR Type: X Corr. Factor: 1.00000
Lab ID.: Cust. Smpl. ID.: Cust. ID.:

Elems	Ag	Al	As	B	Ba	Be
Units	count	count	count	count	count	count
Avge	-.00199	.0377	.08079	.00214	.00032	.0023
SDev	.00212	.001	.00174	.00016	.00007	.00008
%RSD	106.329	2.67392	2.15652	7.76197	24.0668	3.87788

Elems	Ca	Cd	Co	Cr	Cu	Fe
Units	count	count	count	count	count	count
Avge	.00612	-.00466	-.00032	.00156	.00887	-.00046
SDev	.00007	.00601	.00061	.00066	.0007	.00034
%RSD	1.14519	128.893	188.961	42.6434	7.95276	74.5016

Elems	K	Mg	Mn	Mo	Na	Ni
Units	count	count	count	count	count	count
Avge	.01008	.00603	.00087	.00049	.00376	.00139
SDev	.00242	.00043	.00007	.00015	.00238	.00096
%RSD	24.0026	7.20427	8.32967	31.9124	63.3777	68.9353

Elems	Sn	Ti	Tl	V	Zn	2203\1
Units	count	count	count	count	count	count
Avge	.0028	0	-.03358	.00074	.0009	.01897
SDev	.00014	.00023	.01008	.00042	.00019	.00009
%RSD	5.0356	39135.8	30.015	57.1893	21.9265	.51228

Elems	2203\2	1960\1	1960\2	2068/2	2068/1	Y_3710
Units	count	count	count	count	count	count
Avge	-.00328	-.02039	.00303	-.00016	-.03468	5
SDev	.00813	.00693	.00639	.00155	.01058	0
%RSD	247.32	34.0266	210.842	965.559	30.52	0

Elems	*Y
Units	
Avge	18209
SDev	93.055
%RSD	.51103

Method: ARMY Sample Name: CAL1 Operator:
Run Time: 04/06/09 13:17 Filename: I50406A
Mode: IR Type: X Corr. Factor: 1.00000
Lab ID.: Cust. Smpl. ID.: Cust. ID.:

Elems	Ag	Al	As	B	Ba	Be
Units	count	count	count	count	count	count
Avge	.01606	.07746	.17228	.05944	.00914	.0232
SDev	.00054	.00011	.00707	.00038	.00009	.00014
%RSD	3.42127	.14588	4.10444	.64414	1.06904	.63177

Elems	Ca	Cd	Co	Cr	Cu	Fe
Units	count	count	count	count	count	count
Avge	.47698	.15263	.00609	.0095	.01963	.03102
SDev	.001	.00438	.00037	.00033	.00085	.00016
%RSD	.21016	2.87329	6.16568	3.47477	4.34438	.54587

Elems	Mg	Mn	Mo	Ni	Sn	Ti
Units	count	count	count	count	count	count
Avge	1.03325	.05752	.00291	.02067	.11419	.0168
SDev	.00226	.00007	.00008	.00022	.00205	.00012
%RSD	.21964	.13753	2.87328	1.10965	1.80121	.71928

Elems	Tl	V	Zn	2203\1	2203\2	1960\1
Units	count	count	count	count	count	count
Avge	.01293	.0084	.0927	.06408	.05714	.02177
SDev	.00045	.00032	.00035	.00351	.00551	.00193
%RSD	3.50775	3.90217	.38142	5.49091	9.65031	8.89098

Elems	1960\2	2068/2	2068/1	*Y
Units	count	count	count	
Avge	.06574	.00496	-.00423	18209
SDev	.00782	.00049	.00746	37.3358
%RSD	11.9001	9.95333	176.204	.20504

Method: ARMY Sample Name: CAL2 Operator:
Run Time: 04/06/09 13:23 Filename: I50406A
Mode: IR Type: X Corr. Factor: 1.00000
Lab ID.: Cust. Smpl. ID.: Cust. ID.:

Elems	Ag	As	B	Ba	Be	Cd
Units	count	count	count	count	count	count
Avge	3.41459	2.90724	1.44283	1.76314	8.34689	16.2956
SDev	.00804	.02723	.00316	.00286	.00496	.0227
%RSD	.23547	.93691	.21901	.16259	.05943	.13933

Elems	Co	Cr	Cu	Mn	Mo	Ni
Units	count	count	count	count	count	count
Avge	2.70429	3.08689	1.42278	7.48275	.51133	1.55776
SDev	.00456	.0073	.00055	.01762	.0037	.00195
%RSD	.16876	.23669	.03872	.23556	.72555	.12554

Elems	Sn	Ti	Tl	V	Zn	2203\1
Units	count	count	count	count	count	count
Avge	5.60353	1.664	3.25694	2.3519	4.38349	2.31123
SDev	.01105	.00204	.02508	.00306	.00131	.02023
%RSD	.19723	.12264	.77013	.13026	.02995	.87567

Elems	2203\2	1960\1	1960\2	2068/2	2068/1	*Y
Units	count	count	count	count	count	
Avge	2.94273	1.15317	1.29454	.18357	1.76733	17998.2
SDev	.01068	.00127	.00481	.00187	.01697	14.4253
%RSD	.36309	.11064	.37204	1.02181	.9602	.08014

Method: ARMY Sample Name: CAL3 Operator:
Run Time: 04/06/09 13:29 Filename: I50406A
Mode: IR Type: X Corr. Factor: 1.00000
Lab ID.: Cust. Smpl. ID.: Cust. ID.:

Elems	Ag	As	B	Ba	Be	Cd
Units	count	count	count	count	count	count
Avge	6.85232	5.70428	2.89039	3.50566	16.3197	32.1721
SDev	.01406	.01556	.00647	.00435	.01439	.02846
%RSD	.20525	.27282	.22405	.12429	.08817	.08848

Elems	Co	Cr	Cu	Mn	Mo	Ni
Units	count	count	count	count	count	count
Avge	5.35596	6.12008	2.82792	14.99	1.01603	3.07986
SDev	.00442	.00612	.00602	.0111	.00408	.00178
%RSD	.08256	.10001	.21311	.07408	.40167	.05797

Elems	Sn	Ti	Tl	V	Zn	2203\1
Units	count	count	count	count	count	count
Avge	11.1062	3.29361	6.52335	4.67897	8.6177	4.57574
SDev	.00997	.00419	.01157	.00802	.0061	.02367
%RSD	.08977	.12734	.17736	.17148	.07084	.51743

Elems	2203\2	1960\1	1960\2	2068/2	2068/1	*Y
Units	count	count	count	count	count	
Avge	5.80692	2.31739	2.57559	.37242	3.5422	17927.1
SDev	.01073	.00595	.00101	.00081	.00729	29.5562
%RSD	.18494	.25678	.03929	.21782	.20593	.16486

Method: ARMY Sample Name: SCAL Operator:
Run Time: 04/06/09 13:35 Filename: I50406A
Mode: IR Type: X Corr. Factor: 1.00000
Lab ID.: Cust. Smpl. ID.: Cust. ID.:

Elems	Al	Ca	Fe	Mg	*Y
Units	count	count	count	count	
Avge	4.69478	4.6388	2.55166	10.3422	18167.9
SDev	.00075	.00223	.00186	.00663	77.3564
%RSD	.01608	.04826	.07298	.06419	.42578

Method: ARMY Sample Name: CAL 2 Operator:
Run Time: 04/06/09 13:39 Filename: I50406A
Mode: IR Type: X Corr. Factor: 1.00000
Lab ID.: Cust. Smpl. ID.: Cust. ID.:

Elems	Al	Ca	Fe	K	Mg	Na
Units	count	count	count	count	count	count
Avge	9.36173	9.21596	5.06081	13.6182	20.7801	.89806
SDev	.00756	.0009	.00174	.00951	.01437	.00217
%RSD	.08082	.00984	.03441	.06988	.06915	.24196

Elems	*Y
Units	
Avge	18022.1
SDev	27.8603
%RSD	.15458

	CAL1	10.0000	12.1762	-2.17615
	CAL2	500.000	436.838	63.1623
	CAL3	1000.00	885.860	114.140

CorCoef: 0.99996

Element	Wavelength	Standard	Known Concentration	Measured Concentration	Residual Concentration
2068/1	206.831	STD1-Blank	.000000	.005859	-.005859
		CAL1	10.0000	9.38927	.610731
		CAL2	500.000	555.423	-55.4229
		CAL3	1000.00	1102.47	-102.471

CorCoef: 0.99999

Element	Wavelength	Standard	Known Concentration	Measured Concentration	Residual Concentration
Y_3710	371.030	STD1-Blank	.000000	.000000	.000000
		NONE	.000000	.000000	.000000

Method: ARMY Standard: CAL 2
Run Time: 04/06/09 13:39:23

Elem	Al	Ca	Fe	K	Mg	Na
Avge	9.362	9.216	5.061	13.62	20.78	.8981
SDev	.008	.001	.002	.01	.01	.0022
%RSD	.0808	.0098	.0344	.0699	.0692	.2420
#1	9.367	9.217	5.062	13.62	20.77	.8996
#2	9.356	9.215	5.060	13.61	20.79	.8965

IntStd	1	2	3	4	5	6	7
Mode	Counts	NOTUSED	NOTUSED	NOTUSED	NOTUSED	NOTUSED	NOTUSED
Elem	Y	--	--	--	--	--	--
Wavlen	371.030	--	--	--	--	--	--
Avge	18022	--	--	--	--	--	--
SDev	27.86028	--	--	--	--	--	--
%RSD	.1545895	--	--	--	--	--	--
#1	18002	--	--	--	--	--	--
#2	18042	--	--	--	--	--	--

Method: ARMY Slope = Conc(SIR)/IR

Element	Wavelen	High std	Low std	Slope	Y-intercept	Date Standardized
Ag	328.068	Multiple	Standards	287.032	.571998	04/06/09 01:29:24
Al	308.215	Multiple	Standards	5254.30	-198.189	04/06/09 01:39:23
As	189.042	Multiple	Standards	170.065	-13.7459	04/06/09 01:29:24
B	249.678	Multiple	Standards	3474.20	-7.43374	04/06/09 01:29:24
Ba	493.409	Multiple	Standards	1136.74	-.374985	04/06/09 01:29:24
Be	313.042	Multiple	Standards	239.637	-.553574	04/06/09 01:29:24
Ca	317.933	Multiple	Standards	10756.1	-66.4650	04/06/09 01:39:23
Cd	226.502	Multiple	Standards	31.2140	.146738	04/06/09 01:29:24
Co	228.616	Multiple	Standards	754.815	.249073	04/06/09 01:29:24
Cr	267.716	Multiple	Standards	643.944	-1.01007	04/06/09 01:29:24
Cu	324.753	Multiple	Standards	1408.93	-12.5003	04/06/09 01:29:24
Fe	271.441	Multiple	Standards	9733.21	4.47191	04/06/09 01:39:23
K	766.491	CAL 2	STD1-Blank	1.71097	-.007722	04/06/09 01:39:23
Mg	279.078	Multiple	Standards	4839.33	-28.9573	04/06/09 01:39:23

Element	Wavelen	High std	Low std	Slope	Y-intercept	Date Standardized
Mn	257.610	Multiple	Standards	266.333	-.234814	04/06/09 01:29:24
Mo	202.030	Multiple	Standards	3994.31	-1.97243	04/06/09 01:29:24
Na	330.232	CAL 2	STD1-Blank	1.12718	-.003088	04/06/09 01:39:23
Ni	231.604	Multiple	Standards	1293.69	-1.80792	04/06/09 01:29:24
Se	196.026	NONE	NONE	.000000	.000000	*NOT STANDARDIZED
Pb	220.353	NONE	NONE	.000000	.000000	*NOT STANDARDIZED
Sb	206.838	NONE	NONE	.000000	.000000	*NOT STANDARDIZED
Sn	189.989	Multiple	Standards	896.998	-2.51131	04/06/09 01:29:24
Ti	334.941	Multiple	Standards	3005.38	-.006744	04/06/09 01:29:24
Tl	190.864	Multiple	Standards	311.619	10.4704	04/06/09 01:29:24
V	292.402	Multiple	Standards	871.283	-.641848	04/06/09 01:29:24
Zn	213.856	Multiple	Standards	454.636	-.427191	04/06/09 01:29:24
2203\1	220.351	Multiple	Standards	221.308	-4.19701	04/06/09 01:29:24
2203\2	220.352	Multiple	Standards	168.308	.550984	04/06/09 01:29:24
1960\1	196.021	Multiple	Standards	442.218	9.03068	04/06/09 01:29:24
1960\2	196.022	Multiple	Standards	362.011	-1.12410	04/06/09 01:29:24
2068/2	206.832	Multiple	Standards	2377.66	.360238	04/06/09 01:29:24
2068/1	206.831	Multiple	Standards	308.220	10.6950	04/06/09 01:29:24
Y_3710	371.030	NONE	STD1-Blank	1.00000	.000000	*NOT STANDARDIZED

Method: ARMY

Element	Wavelength	Standard	Known Concentration	Measured Concentration	Residual Concentration
Ag	328.068	STD1-Blank	.000000	-.001800	.001800
		CAL1	5.00000	5.18257	-.182572
		CAL2	1000.00	980.670	19.3297
		CAL3	2000.00	1967.41	32.5912

CorCoef: 1.00000

Element	Wavelength	Standard	Known Concentration	Measured Concentration	Residual Concentration
Al	308.215	STD1-Blank	.000000	-.082495	.082495
		CAL1	200.000	208.817	-8.81721
		SCAL	25000.0	24469.6	530.365
		CAL 2	50000.0	48991.2	1008.85

CorCoef: 1.00000

Element	Wavelength	Standard	Known Concentration	Measured Concentration	Residual Concentration
As	189.042	STD1-Blank	.000000	-.005756	.005756
		CAL1	15.0000	15.5537	-.553666
		CAL2	500.000	480.674	19.3260
		CAL3	1000.00	956.351	43.6486

CorCoef: 1.00000

Element	Wavelength	Standard	Known Concentration	Measured Concentration	Residual Concentration
B	249.678	STD1-Blank	.000000	.008765	-.008765
		CAL1	200.000	199.101	.898712
		CAL2	5000.00	5005.28	-5.28027
		CAL3	10000.0	10034.4	-34.3760

CorCoef: 1.00000

Element	Wavelength	Standard	Known Concentration	Measured Concentration	Residual Concentration
Ba	493.409	STD1-Blank	.000000	-.000190	.000190
		CAL1	10.0000	10.0190	-.019045
		CAL2	2000.00	2003.87	-3.86523
		CAL3	4000.00	3984.65	15.3489

CorCoef: 1.00000

Element	Wavelength	Standard	Known Concentration	Measured Concentration	Residual Concentration
Be	313.042	STD1-Blank	.000000	-.000785	.000785
		CAL1	5.00000	5.00664	-.006638
		CAL2	2000.00	1999.67	.330933
		CAL3	4000.00	3910.24	89.7605

CorCoef: 0.99993

Element	Wavelength	Standard	Known Concentration	Measured Concentration	Residual Concentration
Ca	317.933	STD1-Blank	.000000	-.599975	.599975
		CAL1	5000.00	5064.06	-64.0562
		SCAL	50000.0	49828.9	171.109
		CAL 2	100000.	99061.1	938.906

CorCoef: 1.00000

Element	Wavelength	Standard	Known Concentration	Measured Concentration	Residual Concentration
Cd	226.502	STD1-Blank	.000000	.001082	-.001082
		CAL1	5.00000	4.91123	.088766
		CAL2	500.000	508.796	-8.79642
		CAL3	1000.00	1004.37	-4.36505

CorCoef: 0.99998

Element	Wavelength	Standard	Known Concentration	Measured Concentration	Residual Concentration
Co	228.616	STD1-Blank	.000000	.001551	-.001551
		CAL1	5.00000	4.85005	.149948
		CAL2	2000.00	2041.50	-41.4966
		CAL3	4000.00	4043.01	-43.0149

CorCoef: 0.99999

Element	Wavelength	Standard	Known Concentration	Measured Concentration	Residual Concentration
Cr	267.716	STD1-Blank	.000000	-.001095	.001095
		CAL1	5.00000	5.10813	-.108132
		CAL2	2000.00	1986.78	13.2213
		CAL3	4000.00	3939.99	60.0146

CorCoef: 0.99999

Element	Wavelength	Standard	Known Concentration	Measured Concentration	Residual Concentration
Cu	324.753	STD1-Blank	.000000	-.001595	.001595
		CAL1	15.0000	15.1602	-.160234
		CAL2	2000.00	1992.10	7.89954
		CAL3	4000.00	3971.84	28.1558

CorCoef: 1.00000

Element	Wavelength	Standard	Known Concentration	Measured Concentration	Residual Concentration
Fe	271.441	STD1-Blank	.000000	-.062941	.062941
		CAL1	300.000	306.478	-6.47818
		SCAL	25000.0	24840.4	159.623
		CAL 2	50000.0	49262.4	737.555

CorCoef: 0.99999

Element	Wavelength	Standard	Known Signal	Measured Signal	Residual Signal
K	766.491	STD1-Blank	.009531	.010084	-.000553
		CAL 2	23.2926	13.6182	9.67437

Element	Wavelength	Standard	Known Concentration	Measured Concentration	Residual Concentration
Mg	279.078	STD1-Blank	.000000	.271543	-.271543
		CAL1	5000.00	4971.28	28.7202
		SCAL	50000.0	50020.5	-20.5117
		CAL 2	100000.	100533.	-532.813

CorCoef: 1.00000

Element	Wavelength	Standard	Known Concentration	Measured Concentration	Residual Concentration
Mn	257.610	STD1-Blank	.000000	-.000841	.000841
		CAL1	15.0000	15.0864	-.086408
		CAL2	2000.00	1992.67	7.33069
		CAL3	4000.00	3992.10	7.89795

CorCoef: 1.00000

Element	Wavelength	Standard	Known Concentration	Measured Concentration	Residual Concentration
Mo	202.030	STD1-Blank	.000000	.003417	-.003417
		CAL1	10.0000	9.65395	.346054
		CAL2	2000.00	2040.44	-40.4388
		CAL3	4000.00	4056.38	-56.3848

CorCoef: 1.00000

Element	Wavelength	Standard	Known Signal	Measured Signal	Residual Signal
Na	330.232	STD1-Blank	.001159	.003768	-.002609
		CAL 2	1.00920	.898066	.111131

Element	Wavelength	Standard	Known Concentration	Measured Concentration	Residual Concentration
Ni	231.604	STD1-Blank	.000000	.000578	-.000578
		CAL1	25.0000	24.9408	.059212
		CAL2	2000.00	2013.45	-13.4545
		CAL3	4000.00	3982.57	17.4348

CorCoef: 0.99998

Element	Wavelength	Standard	Known Concentration	Measured Concentration	Residual Concentration
Se	196.026	NONE	.000000	.000000	.000000
		NONE	.000000	.000000	.000000

Element	Wavelength	Standard	Known Concentration	Measured Concentration	Residual Concentration
Pb	220.353	NONE	.000000	.000000	.000000
		NONE	.000000	.000000	.000000

Element	Wavelength	Standard	Known Concentration	Measured Concentration	Residual Concentration
Sb	206.838	NONE	.000000	.000000	.000000
		NONE	.000000	.000000	.000000

Element	Wavelength	Standard	Known Concentration	Measured Concentration	Residual Concentration
Sn	189.989	STD1-Blank	.000000	.000689	-.000689
		CAL1	100.000	99.9255	.074455
		CAL2	5000.00	5023.85	-23.8496
		CAL3	10000.0	9959.75	40.2529

CorCoef: 0.99999

			Known	Measured	Residual

Element	Wavelength	Standard	Known Concentration	Measured Concentration	Residual Concentration
Ti	334.941	STD1-Blank	.000000	-.004954	.004954
		CAL1	50.0000	50.4979	-.497868
		CAL2	5000.00	5000.94	-.941406
		CAL3	10000.0	9898.54	101.458
CorCoef:	0.99999				
Element	Wavelength	Standard	Known Concentration	Measured Concentration	Residual Concentration
Tl	190.864	STD1-Blank	.000000	.004985	-.004985
		CAL1	15.0000	14.5007	.499258
		CAL2	1000.00	1025.40	-25.3956
		CAL3	2000.00	2043.27	-43.2689
CorCoef:	1.00000				
Element	Wavelength	Standard	Known Concentration	Measured Concentration	Residual Concentration
V	292.402	STD1-Blank	.000000	.003172	-.003172
		CAL1	7.00000	6.67935	.320653
		CAL2	2000.00	2048.53	-48.5313
		CAL3	4000.00	4076.07	-76.0664
CorCoef:	1.00000				
Element	Wavelength	Standard	Known Concentration	Measured Concentration	Residual Concentration
Zn	213.856	STD1-Blank	.000000	-.014993	.014993
		CAL1	40.0000	41.7181	-1.71806
		CAL2	2000.00	1992.47	7.53186
		CAL3	4000.00	3917.49	82.5073
CorCoef:	0.99996				
Element	Wavelength	Standard	Known Concentration	Measured Concentration	Residual Concentration
2203\1	220.351	STD1-Blank	.000000	.002065	-.002065
		CAL1	10.0000	9.98566	.014341
		CAL2	500.000	507.299	-7.29944
		CAL3	1000.00	1008.45	-8.45349
CorCoef:	0.99999				
Element	Wavelength	Standard	Known Concentration	Measured Concentration	Residual Concentration
2203\2	220.352	STD1-Blank	.000000	-.002478	.002478
		CAL1	10.0000	10.1694	-.169388
		CAL2	500.000	495.836	4.16412
		CAL3	1000.00	977.901	22.0986
CorCoef:	0.99997				
Element	Wavelength	Standard	Known Concentration	Measured Concentration	Residual Concentration
1960\1	196.021	STD1-Blank	.000000	.012859	-.012859
		CAL1	20.0000	18.6591	1.34092
		CAL2	500.000	518.983	-18.9832
		CAL3	1000.00	1033.82	-33.8221
CorCoef:	1.00000				
Element	Wavelength	Standard	Known Concentration	Measured Concentration	Residual Concentration
1960\2	196.022	STD1-Blank	.000000	-.026621	.026621
		CAL1	20.0000	22.6762	-2.67624
		CAL2	500.000	467.516	32.4844
		CAL3	1000.00	931.272	68.7281
CorCoef:	0.99999				
			Known	Measured	Residual

Element	Wavelength	Standard	Concentration	Concentration	Concentration
2068/2	206.832	STD1-Blank	.000000	-.022058	.022058
		CAL1	10.0000	12.1762	-2.17615
		CAL2	500.000	436.838	63.1623
		CAL3	1000.00	885.860	114.140

CorCoef: 0.99996

Element	Wavelength	Standard	Known Concentration	Measured Concentration	Residual Concentration
2068/1	206.831	STD1-Blank	.000000	.005859	-.005859
		CAL1	10.0000	9.38927	.610731
		CAL2	500.000	555.423	-55.4229
		CAL3	1000.00	1102.47	-102.471

CorCoef: 0.99999

Element	Wavelength	Standard	Known Concentration	Measured Concentration	Residual Concentration
Y_3710	371.030	STD1-Blank	.000000	.000000	.000000
		NONE	.000000	.000000	.000000

Method: ARMY Sample Name: ICV Operator:
Run Time: 04/06/09 13:45:13
Comment:
Mode: CONC Corr. Factor: 1

Elem	Ag	Al	As	B	Ba	Be	Ca
Units	ppb	ppb	ppb	ppb	ppb	ppb	ppb
Avge	493.5	12110.	236.90	1035.	993.2	984.4	24980.
SDev	.6	5.	.55	1.	.9	.5	.
%RSD	.1167	.0440	.23163	.1046	.0884	.0483	.0009
#1	493.9	12110.	237.29	1034.	992.6	984.1	24980.
#2	493.1	12120.	236.51	1035.	993.8	984.8	24980.
Errors	QC Pass	QC Pass	QC Pass	QC Pass	QC Pass	QC Pass	QC Pass
Value	500.0	12500.	250.00	1000.	1000.	1000.	25000.
Range	5.500	5.500	5.5000	5.500	5.500	5.500	5.500

Elem	Cd	Co	Cr	Cu	Fe	K	Mg
Units	ppb	ppb	ppb	ppb	ppb	ppb	ppb
Avge	251.2	1005.	980.8	988.8	12610.	Q23430.	24990.
SDev	.0	.	.0	.9	.	18.	1.
%RSD	.0061	.0231	.0040	.0901	.0013	.0790	.0039
#1	251.2	1005.	980.8	988.2	12610.	Q23410.	24980.
#2	251.2	1005.	980.8	989.5	12610.	Q23440.	24990.
Errors	QC Pass	QC Pass	QC Pass	QC Pass	QC Pass	QC Fail	QC Pass
Value	250.0	1000.	1000.	1000.	12500.	25000.	25000.
Range	5.500	5.500	5.500	5.500	5.500	5.500	5.500

Elem	Mn	Mo	Na	Ni	Se	Pb	Sb
Units	ppb	ppb	ppb	ppb	ppb	ppb	ppb
Avge	1016.	1005.	25330.	994.4	239.83	249.73	247.29
SDev	.	6.	54.	1.3	1.33	.26	.82
%RSD	.0239	.5901	.2116	.1269	.55373	.10240	.33291
#1	1016.	1000.	25290.	993.5	238.89	249.91	247.87
#2	1016.	1009.	25370.	995.3	240.77	249.54	246.71

Method: ARMY Sample Name: ICV Operator:
Run Time: 04/06/09 13:45 Filename: I50406A
Mode: CONC Type: Q Corr. Factor: 1.00000
Lab ID.: Cust. Smpl. ID.: Cust. ID.:

Elems	Ag	Al	As	B	Ba	Be
Units	ppb	ppb	ppb	ppb	ppb	ppb
Avge	493.5	12110.	236.90	1035.	993.2	984.4
SDev	.5757	5.332	.54873	1.082	.8781	.4758
%RSD	.1167	.044	.23163	.1046	.0884	.0483

Elems	Ca	Cd	Co	Cr	Cu	Fe
Units	ppb	ppb	ppb	ppb	ppb	ppb
Avge	24980.	251.2	1005.	980.8	988.8	12610.
SDev	.2127	.0153	.2324	.039	.891	.1657
%RSD	.0009	.0061	.0231	.004	.0901	.0013

Elems	K	Mg	Mn	Mo	Na	Ni
Units	ppb	ppb	ppb	ppb	ppb	ppb
Avge	Q23430.	24990.	1016.	1005.	25330.	994.4
SDev	18.5	.9778	.2426	5.929	53.6	1.262
%RSD	.079	.0039	.0239	.5901	.2116	.1269

Elems	Se	Pb	Sb	Sn	Ti	Tl
Units	ppb	ppb	ppb	ppb	ppb	ppb
Avge	239.83	249.73	247.29	1004.	999.2	499.34
SDev	1.328	.25571	.82325	4.171	.1402	3.4418
%RSD	.55373	.10239	.3329	.4154	.014	.68926

Elems	V	Zn	2203\1	2203\2	1960\1	1960\2
Units	ppb	ppb	ppb	ppb	ppb	ppb
Avge	1009.	987.5	251.85	248.66	256.81	231.36
SDev	.4164	1.345	.17593	.29554	1.8958	1.0446
%RSD	.0413	.1362	.06985	.11885	.7382	.4515

Elems	2068/2	2068/1	Y_3710	*Y
Units	ppb	ppb	ppb	
Avge	222.44	259.70	5.0000	18298.5
SDev	1.712	.37951	0	49.3566
%RSD	.76967	.14613	0	.26973

Method: ARMY Sample Name: ICB Operator:
Run Time: 04/06/09 13:52 Filename: I50406A
Mode: CONC Type: Q Corr. Factor: 1.00000
Lab ID.: Cust. Smpl. ID.: Cust. ID.:

Elems	Ag	Al	As	B	Ba	Be
Units	ppb	ppb	ppb	ppb	ppb	ppb
Avge	.3604	.9488	-.71287	6.409	.0284	.0285
SDev	.1	2.425	1.212	1.09	.1321	.0097
%RSD	27.74	255.6	170.02	17	465.7	34.08

Elems	Ca	Cd	Co	Cr	Cu	Fe
Units	ppb	ppb	ppb	ppb	ppb	ppb
Avge	-4.237	-.0784	-.1423	.1850	-.0435	5.273
SDev	.9076	.1061	.0286	.0512	.1242	13.13
%RSD	21.42	135.3	20.11	27.67	285.5	249.1

Elems	K	Mg	Mn	Mo	Na	Ni
Units	ppb	ppb	ppb	ppb	ppb	ppb
Avge	150.8	-.0338	.0123	1.952	-502.6	-.0779
SDev	2.512	2.838	.0825	1.238	199.7	.1519
%RSD	1.666	8392	669.3	63.42	39.74	195

Elems	Se	Pb	Sb	Sn	Ti	Tl
Units	ppb	ppb	ppb	ppb	ppb	ppb
Avge	3.8650	.33790	-.87199	.0099	-.0067	2.0940
SDev	1.2232	.54248	.03318	.17	0	1.1306
%RSD	31.647	160.55	3.8053	1721	0	53.994

Elems	V	Zn	2203\1	2203\2	1960\1	1960\2
Units	ppb	ppb	ppb	ppb	ppb	ppb
Avge	-.1402	-.0921	-.38745	.70003	7.1843	2.2078
SDev	.7077	.2612	1.9152	.14284	.73516	2.2009
%RSD	504.9	283.6	494.31	20.405	10.233	99.684

Elems	2068/2	2068/1	Y_3710	*Y
Units	ppb	ppb	ppb	
Avge	.77104	-1.6923	5.0000	18322.1
SDev	2.3702	1.2331	0	22.7697
%RSD	307.41	72.866	0	.12427

Method: ARMY Sample Name: CRI/MRL Operator:
Run Time: 04/06/09 13:57 Filename: I50406A
Mode: CONC Type: Q Corr. Factor: 1.00000
Lab ID.: Cust. Smpl. ID.: Cust. ID.:

Elems	Ag	Al	As	B	Ba	Be
Units	ppb	ppb	ppb	ppb	ppb	ppb
Avge	5.145	205.6	15.388	202.2	9.970	5.017
SDev	.1658	4.87	.39681	.9323	.0002	.0189
%RSD	3.222	2.368	2.5788	.461	.0024	.3771

Elems	Ca	Cd	Co	Cr	Cu	Fe
Units	ppb	ppb	ppb	ppb	ppb	ppb
Avge	4985.	4.897	4.810	4.694	14.80	296.1
SDev	3.613	.0075	.407	.0745	.0539	1.499
%RSD	.0725	.1521	8.462	1.588	.3646	.5063

Elems	K	Mg	Mn	Mo	Na	Ni
Units	ppb	ppb	ppb	ppb	ppb	ppb
Avge	4247.	4929.	15.26	9.241	5144.	23.33
SDev	23.19	3.428	.0004	1.078	175.5	.3484
%RSD	.5461	.0695	.0024	11.66	3.413	1.494

Elems	Se	Pb	Sb	Sn	Ti	Tl
Units	ppb	ppb	ppb	ppb	ppb	ppb
Avge	21.939	9.3497	9.6043	98.21	50.03	14.857
SDev	.49827	.90216	1.0422	.1705	.3463	.56377
%RSD	2.2712	9.6491	10.851	.1736	.6922	3.7946

Elems	V	Zn	2203\1	2203\2	1960\1	1960\2
Units	ppb	ppb	ppb	ppb	ppb	ppb
Avge	6.316	41.02	10.667	8.6923	24.456	20.682
SDev	.1692	.0209	.1483	1.2785	5.129	1.8136
%RSD	2.679	.051	1.3904	14.709	20.972	8.769

Elems	2068/2	2068/1	Y_3710	*Y
Units	ppb	ppb	ppb	
Avge	11.172	8.8215	5.0000	18349.9
SDev	2.0022	2.5621	0	.42536
%RSD	17.921	29.044	0	.00231

Method: ARMY Sample Name: ICSA Operator: LRW
Run Time: 04/06/09 14:04 Filename: I50406A
Mode: CONC Type: Q Corr. Factor: 1.00000
Lab ID.: N.CANTON Cust. Smpl. ID.: Cust. ID.:

Elems	Ag	Al	As	B	Ba	Be
Units	ppb	ppb	ppb	ppb	ppb	ppb
Avge	.0895	469300.	2.1989	.8908	1.921	.0046
SDev	.1156	773.3	2.7637	1.87	.0074	.0213
%RSD	129.2	.1648	125.68	209.9	.3863	463.5

Elems	Ca	Cd	Co	Cr	Cu	Fe
Units	ppb	ppb	ppb	ppb	ppb	ppb
Avge	491300.	.8158	2.166	3.851	2.706	193300.
SDev	824.3	.0502	.1294	.3556	.7389	253.8
%RSD	.1678	6.149	5.974	9.232	27.3	.1313

Elems	K	Mg	Mn	Mo	Na	Ni
Units	ppb	ppb	ppb	ppb	ppb	ppb
Avge	142.7	521000.	18.18	.6538	-241.5	2.560
SDev	4.091	634.7	.0291	.9829	400.2	.1725
%RSD	2.867	.1218	.1603	150.3	165.7	6.738

Elems	Se	Pb	Sb	Sn	Ti	Tl
Units	ppb	ppb	ppb	ppb	ppb	ppb
Avge	8.3469	-5.2520	-.86107	-.7814	2.769	1.6409
SDev	1.8893	.63335	1.6039	2.74	.009	7.4729
%RSD	22.635	12.059	186.27	350.7	.324	455.41

Elems	V	Zn	2203\1	2203\2	1960\1	1960\2
Units	ppb	ppb	ppb	ppb	ppb	ppb
Avge	-2.112	-6.681	-42.990	13.588	9.8775	7.5827
SDev	.0773	.1371	.53896	.68047	.1006	2.7823
%RSD	3.659	2.052	1.2537	5.0077	1.0185	36.693

Elems	2068/2	2068/1	Y_3710	*Y
Units	ppb	ppb	ppb	
Avge	-.14296	-1.2196	5.0000	17326
SDev	1.4851	1.6632	0	56.0023
%RSD	1038.8	136.37	0	.32322

Method: ARMY Sample Name: ICSAB Operator: LRW
Run Time: 04/06/09 14:09 Filename: I50406A
Mode: CONC Type: Q Corr. Factor: 1.00000
Lab ID.: N.CANTON Cust. Smpl. ID.: Cust. ID.:

Elems	Ag	Al	As	B	Ba	Be
Units	ppb	ppb	ppb	ppb	ppb	ppb
Avge	996.2	458600.	934.51	1043.	503.6	489.7
SDev	1.325	319.8	1.3995	2.905	.9437	1.14
%RSD	.133	.0697	.14975	.2785	.1874	.2329

Elems	Ca	Cd	Co	Cr	Cu	Fe
Units	ppb	ppb	ppb	ppb	ppb	ppb
Avge	482000.	933.3	481.0	473.2	509.7	189500.
SDev	2278	5.488	3.43	3.461	.6938	551.3
%RSD	.4726	.588	.7131	.7313	.1361	.291

Elems	K	Mg	Mn	Mo	Na	Ni
Units	ppb	ppb	ppb	ppb	ppb	ppb
Avge	9610.	512600.	508.6	977.2	11280.	939.3
SDev	38.71	2404	.9206	10.83	771.6	8.709
%RSD	.4028	.469	.181	1.108	6.843	.9272

Elems	Se	Pb	Sb	Sn	Ti	Tl
Units	ppb	ppb	ppb	ppb	ppb	ppb
Avge	915.98	918.10	985.27	966.5	972.2	952.03
SDev	2.8881	2.4433	3.6638	5.631	1.038	11.324
%RSD	.3153	.26612	.37185	.5826	.1068	1.1894

Elems	V	Zn	2203\1	2203\2	1960\1	1960\2
Units	ppb	ppb	ppb	ppb	ppb	ppb
Avge	485.3	960.2	918.95	917.68	995.15	876.46
SDev	.7213	2.137	37.098	22.184	23.475	16.05
%RSD	.1486	.2226	4.037	2.4174	2.3589	1.8312

Elems	2068/2	2068/1	Y_3710	*Y
Units	ppb	ppb	ppb	
Avge	893.07	1031.3	5.0000	17400.8
SDev	12.526	11.746	0	64.4876
%RSD	1.4026	1.139	0	.3706

Method: ARMY Sample Name: CCV Operator: KLC
Run Time: 04/06/09 14:19 Filename: I50406A
Mode: CONC Type: Q Corr. Factor: 1.00000
Lab ID.: N.CANTON Cust. Smpl. ID.: Cust. ID.:

Elems	Ag	Al	As	B	Ba	Be
Units	ppb	ppb	ppb	ppb	ppb	ppb
Avge	974.2	24370.	487.95	5003.	2000.	1988.
SDev	6.633	154	4.2711	44.34	11.26	9.356
%RSD	.6809	.6318	.87531	.8862	.563	.4705

Elems	Ca	Cd	Co	Cr	Cu	Fe
Units	ppb	ppb	ppb	ppb	ppb	ppb
Avge	50140.	505.6	2033.	1965.	1974.	24930.
SDev	233.9	2.39	10.31	9.804	12.18	123.9
%RSD	.4666	.4727	.5072	.4989	.6172	.497

Elems	K	Mg	Mn	Mo	Na	Ni
Units	ppb	ppb	ppb	ppb	ppb	ppb
Avge	48800.	50270.	2038.	2007.	48660.	2001.
SDev	160.5	224.4	11.73	19.56	125.1	6.254
%RSD	.3289	.4464	.5756	.9745	.257	.3126

Elems	Se	Pb	Sb	Sn	Ti	Tl
Units	ppb	ppb	ppb	ppb	ppb	ppb
Avge	481.58	497.89	483.59	4992.	4934.	1017.8
SDev	2.3243	4.3378	3.4744	29.18	24.32	7.6309
%RSD	.48264	.87125	.71844	.5846	.4929	.74974

Elems	V	Zn	2203\1	2203\2	1960\1	1960\2
Units	ppb	ppb	ppb	ppb	ppb	ppb
Avge	2017.	1962.	504.97	494.35	511.32	466.73
SDev	10.37	12.28	4.9373	4.0386	.56509	3.2026
%RSD	.5142	.626	.97773	.81694	.11051	.68618

Elems	2068/2	2068/1	Y_3710	*Y
Units	ppb	ppb	ppb	
Avge	442.59	504.06	5.0000	18145.6
SDev	1.4301	4.4949	0	57.1334
%RSD	.32312	.89174	0	.31486

Method: ARMY Sample Name: CCB Operator: KLC
Run Time: 04/06/09 14:25 Filename: I50406A
Mode: CONC Type: Q Corr. Factor: 1.00000
Lab ID.: N.CANTON Cust. Smpl. ID.: Cust. ID.:

Elems	Ag	Al	As	B	Ba	Be
Units	ppb	ppb	ppb	ppb	ppb	ppb
Avge	.5033	-2.330	1.9653	8.929	-.0654	.0339
SDev	.6736	2.708	.43495	1.551	.089	.0218
%RSD	133.8	116.2	22.131	17.37	136.2	64.29

Elems	Ca	Cd	Co	Cr	Cu	Fe
Units	ppb	ppb	ppb	ppb	ppb	ppb
Avge	-2.936	-.0098	-.1611	-.0821	-.6516	12.70
SDev	.7251	.0485	.2305	.4168	.3287	10.15
%RSD	24.7	494.2	143.1	507.9	50.45	79.92

Elems	K	Mg	Mn	Mo	Na	Ni
Units	ppb	ppb	ppb	ppb	ppb	ppb
Avge	145.4	-.3711	-.0900	4.120	-664.0	-.6817
SDev	2.72	1.816	.0199	1.567	315.5	.1937
%RSD	1.871	489.4	22.07	38.05	47.52	28.41

Elems	Se	Pb	Sb	Sn	Ti	Tl
Units	ppb	ppb	ppb	ppb	ppb	ppb
Avge	3.8074	.63228	2.6843	1.449	.2395	-1.5245
SDev	.58106	1.7477	.56203	2.022	.3482	2.2802
%RSD	15.261	276.4	20.938	139.6	145.4	149.57

Elems	V	Zn	2203\1	2203\2	1960\1	1960\2
Units	ppb	ppb	ppb	ppb	ppb	ppb
Avge	-.0920	.2694	-.16987	1.0328	3.5152	3.9533
SDev	.1717	.1434	.11422	2.5631	1.6603	.04227
%RSD	186.7	53.23	67.243	248.18	47.231	1.0694

Elems	2068/2	2068/1	Y_3710	*Y
Units	ppb	ppb	ppb	
Avge	2.8072	2.6229	5.0000	18370.6
SDev	.42139	1.053	0	89.9448
%RSD	15.011	40.147	0	.48961

Method: ARMY Sample Name: CCV Operator: KLC
Run Time: 04/06/09 16:21 Filename: I50406A
Mode: CONC Type: Q Corr. Factor: 1.00000
Lab ID.: N.CANTON Cust. Smpl. ID.: Cust. ID.:

Elems	Ag	Al	As	B	Ba	Be
Units	ppb	ppb	ppb	ppb	ppb	ppb
Avge	963.2	24030.	475.53	4851.	1963.	1959.
SDev	.8227	41.36	.98021	13.27	2.314	1.244
%RSD	.0854	.1721	.20612	.2735	.1179	.0635

Elems	Ca	Cd	Co	Cr	Cu	Fe
Units	ppb	ppb	ppb	ppb	ppb	ppb
Avge	49190.	499.2	1993.	1928.	1937.	24320.
SDev	52.19	.3048	1.185	2.157	2.655	28.21
%RSD	.1061	.0611	.0595	.1119	.1371	.116

Elems	K	Mg	Mn	Mo	Na	Ni
Units	ppb	ppb	ppb	ppb	ppb	ppb
Avge	48020.	49640.	2038.	1961.	47760.	1970.
SDev	60.61	74.98	2.116	11.73	6.555	3.78
%RSD	.1262	.1511	.1039	.5979	.0137	.1919

Elems	Se	Pb	Sb	Sn	Ti	Tl
Units	ppb	ppb	ppb	ppb	ppb	ppb
Avge	468.74	487.08	470.15	4921.	4805.	995.80
SDev	1.9938	1.0034	2.6715	15.54	3.993	5.6842
%RSD	.42534	.206	.56821	.3159	.0831	.57082

Elems	V	Zn	2203\1	2203\2	1960\1	1960\2
Units	ppb	ppb	ppb	ppb	ppb	ppb
Avge	1973.	1930.	493.74	483.75	496.94	454.66
SDev	2.423	.9329	.40113	1.3041	.68926	3.3333
%RSD	.1228	.0483	.08124	.26957	.1387	.73314

Elems	2068/2	2068/1	Y_3710	*Y
Units	ppb	ppb	ppb	
Avge	432.84	488.78	5.0000	18476.4
SDev	.99652	4.5027	0	24.8896
%RSD	.23022	.92121	0	.13471

Method: ARMY Sample Name: CCB Operator: KLC
Run Time: 04/06/09 16:27 Filename: I50406A
Mode: CONC Type: Q Corr. Factor: 1.00000
Lab ID.: N.CANTON Cust. Smpl. ID.: Cust. ID.:

Elems	Ag	Al	As	B	Ba	Be
Units	ppb	ppb	ppb	ppb	ppb	ppb
Avge	1.082	2.606	.86858	9.013	.1142	.0977
SDev	.4586	2.607	1.3644	2.116	.0865	.0094
%RSD	42.4	100	157.08	23.47	75.73	9.588

Elems	Ca	Cd	Co	Cr	Cu	Fe
Units	ppb	ppb	ppb	ppb	ppb	ppb
Avge	-5.708	-.0792	-.2990	.1159	-.9428	7.872
SDev	.0042	.1123	.3157	.2205	.1614	1.851
%RSD	.0728	141.8	105.6	190.2	17.12	23.52

Elems	K	Mg	Mn	Mo	Na	Ni
Units	ppb	ppb	ppb	ppb	ppb	ppb
Avge	151.8	-2.533	.0087	3.077	-436.2	-.5900
SDev	3.489	.186	.0608	.4562	306.6	.2461
%RSD	2.299	7.343	698.1	14.82	70.28	41.72

Elems	Se	Pb	Sb	Sn	Ti	Tl
Units	ppb	ppb	ppb	ppb	ppb	ppb
Avge	2.5138	.25875	.89296	1.494	.0741	-.84370
SDev	.6488	.39175	1.3966	1.024	.1143	.07057
%RSD	25.81	151.4	156.4	68.54	154.3	8.3653

Elems	V	Zn	2203\1	2203\2	1960\1	1960\2
Units	ppb	ppb	ppb	ppb	ppb	ppb
Avge	-.3810	.2487	.25516	.26055	5.2130	1.1661
SDev	.0989	.1542	.57074	.30238	1.6994	.12427
%RSD	25.95	62	223.68	116.06	32.6	10.657

Elems	2068/2	2068/1	Y_3710	*Y
Units	ppb	ppb	ppb	
Avge	1.2298	.72480	5.0000	18588.7
SDev	.09402	2.1408	0	1.27196
%RSD	7.646	295.37	0	.00684

Method: ARMY Sample Name: K8843T Operator: KLC
Run Time: 04/06/09 16:31 Filename: I50406A
Mode: CONC Type: S Corr. Factor: 1.00000
Lab ID.: N.CANTON Cust. Smpl. ID.: Cust. ID.:

Elems	Ag	Al	As	B	Ba	Be
Units	ppb	ppb	ppb	ppb	ppb	ppb
Avge	.1912	217.7	1.2867	116.6	55.81	.0965
SDev	.0779	1.51	.61951	.2149	.2458	.0068
%RSD	40.74	.6938	48.147	.1843	.4404	7.058

Elems	Ca	Cd	Co	Cr	Cu	Fe
Units	ppb	ppb	ppb	ppb	ppb	ppb
Avge	102100.	.0019	-.2595	1.054	-.4329	14.94
SDev	37.48	.0454	.027	.0319	.2782	5.152
%RSD	.0367	2433	10.41	3.027	64.27	34.47

Elems	K	Mg	Mn	Mo	Na	Ni
Units	ppb	ppb	ppb	ppb	ppb	ppb
Avge	952.5	11690.	14.08	2.330	25240.	1.537
SDev	.7436	2.034	.0415	.8975	60.58	.4808
%RSD	.0781	.0174	.2945	38.52	.24	31.29

Elems	Se	Pb	Sb	Sn	Ti	Tl
Units	ppb	ppb	ppb	ppb	ppb	ppb
Avge	.51968	.68947	4.6812	-.8678	-1.302	-1.6128
SDev	2.5676	1.5922	6.2902	.2793	.0047	2.9119
%RSD	494.06	230.93	134.37	32.18	.3585	180.55

Elems	V	Zn	2203\1	2203\2	1960\1	1960\2
Units	ppb	ppb	ppb	ppb	ppb	ppb
Avge	-.1703	2.302	.34501	.86143	-1.7224	1.6391
SDev	.0673	.2635	1.3414	1.7174	.51085	4.1045
%RSD	39.5	11.45	388.8	199.36	29.659	250.41

Elems	2068/2	2068/1	Y_3710	*Y
Units	ppb	ppb	ppb	
Avge	1.5349	6.2519	5.0000	18561.9
SDev	2.1662	8.349	0	66.8934
%RSD	141.13	133.54	0	.36038

Method: ARMY Sample Name: K8843TL Operator: KLC
Run Time: 04/06/09 16:36 Filename: I50406A
Mode: CONC Type: S Corr. Factor: 1.00000
Lab ID.: N.CANTON Cust. Smpl. ID.: Cust. ID.:

Elems	Ag	Al	As	B	Ba	Be
Units	ppb	ppb	ppb	ppb	ppb	ppb
Avge	.5563	43.28	.64191	26.76	11.60	.0976
SDev	.065	.3264	.2092	.4159	.2065	.0184
%RSD	11.68	.7543	32.59	1.554	1.779	18.85

Elems	Ca	Cd	Co	Cr	Cu	Fe
Units	ppb	ppb	ppb	ppb	ppb	ppb
Avge	20690.	-.0905	-.3147	.4159	-1.188	16.43
SDev	24.36	.0694	.1142	.2682	.2587	8.811
%RSD	.1177	76.64	36.28	64.48	21.78	53.64

Elems	K	Mg	Mn	Mo	Na	Ni
Units	ppb	ppb	ppb	ppb	ppb	ppb
Avge	298.1	2374.	3.147	-.5866	5222.	.0209
SDev	5.922	2.056	.0625	1.659	80.02	.3404
%RSD	1.987	.0866	1.985	282.7	1.533	1626

Elems	Se	Pb	Sb	Sn	Ti	Tl
Units	ppb	ppb	ppb	ppb	ppb	ppb
Avge	2.4411	.17997	3.7231	2.227	-.6481	-3.6317
SDev	3.6333	1.1506	.28749	1.492	.0004	2.5644
%RSD	148.84	639.33	7.722	67	.0657	70.614

Elems	V	Zn	2203\1	2203\2	1960\1	1960\2
Units	ppb	ppb	ppb	ppb	ppb	ppb
Avge	-.4336	1.863	.14617	.19684	1.7410	2.7906
SDev	.2975	.1572	.19719	1.8235	2.8318	4.0334
%RSD	68.6	8.438	134.91	926.38	162.66	144.54

Elems	2068/2	2068/1	Y_3710	*Y
Units	ppb	ppb	ppb	
Avge	2.5041	4.3317	5.0000	18744.2
SDev	.91658	.88863	0	12.4448
%RSD	36.604	20.515	0	.06639

Method: ARMY Sample Name: K8843TX Operator: KLC
Run Time: 04/06/09 16:40 Filename: I50406A
Mode: CONC Type: S Corr. Factor: 1.00000
Lab ID.: N.CANTON Cust. Smpl. ID.: Cust. ID.:

Elems	Ag	Al	As	B	Ba	Be
Units	ppb	ppb	ppb	ppb	ppb	ppb
Avge	.0496	986.1	2.1670	297.2	57.42	.1330
SDev	.4517	4.048	2.6773	.5633	.2511	.0024
%RSD	910.3	.4105	123.55	.1895	.4373	1.799

Elems	Ca	Cd	Co	Cr	Cu	Fe
Units	ppb	ppb	ppb	ppb	ppb	ppb
Avge	102700.	.0088	-.5061	2.018	-.2386	71.56
SDev	480.8	.0309	.0314	.2845	.0442	3.587
%RSD	.468	351	6.205	14.09	18.5	5.013

Elems	K	Mg	Mn	Mo	Na	Ni
Units	ppb	ppb	ppb	ppb	ppb	ppb
Avge	955.5	11590.	14.24	.1874	25060.	1.163
SDev	6.944	55.44	.164	.0078	91.78	.731
%RSD	.7267	.4783	1.151	4.158	.3662	62.87

Elems	Se	Pb	Sb	Sn	Ti	Tl
Units	ppb	ppb	ppb	ppb	ppb	ppb
Avge	2.6384	1.8563	-1.3835	-.1817	-.0067	-4.0753
SDev	2.9995	.94649	4.2205	1.243	0	.25703
%RSD	113.69	50.989	305.07	683.9	0	6.3073

Elems	V	Zn	2203\1	2203\2	1960\1	1960\2
Units	ppb	ppb	ppb	ppb	ppb	ppb
Avge	-.0309	3.663	1.2772	2.1453	3.0686	2.4237
SDev	.2019	.0332	1.9009	.47	2.024	3.4866
%RSD	652.9	.9054	148.83	21.908	65.957	143.86

Elems	2068/2	2068/1	Y_3710	*Y
Units	ppb	ppb	ppb	
Avge	.39557	-2.2716	5.0000	18499.8
SDev	3.541	4.5597	0	66.468
%RSD	895.16	200.73	0	.35929

Method: ARMY Sample Name: K8843TS/5 Operator: KLC
Run Time: 04/06/09 16:45 Filename: I50406A
Mode: CONC Type: S Corr. Factor: 1.00000
Lab ID.: N.CANTON Cust. Smpl. ID.: Cust. ID.:

Elems	Ag	Al	As	B	Ba	Be
Units	ppb	ppb	ppb	ppb	ppb	ppb
Avge	202.9	24.94	975.27	21.61	10000.	.0869
SDev	.1728	.9991	.7828	1.204	7.151	.0005
%RSD	.0852	4.006	.08026	5.573	.0715	.5483

Elems	Ca	Cd	Co	Cr	Cu	Fe
Units	ppb	ppb	ppb	ppb	ppb	ppb
Avge	20440.	210.4	-8.743	1013.	-1.361	10.72
SDev	20.08	.1677	.1783	.2037	.0976	8.076
%RSD	.0982	.0797	2.039	.0201	7.168	75.32

Elems	K	Mg	Mn	Mo	Na	Ni
Units	ppb	ppb	ppb	ppb	ppb	ppb
Avge	309.6	2347.	3.101	-.6922	5236.	.6454
SDev	4.844	.4404	.0128	.3008	71.79	.1486
%RSD	1.565	.0188	.4121	43.46	1.371	23.02

Elems	Se	Pb	Sb	Sn	Ti	Tl
Units	ppb	ppb	ppb	ppb	ppb	ppb
Avge	195.40	1018.8	.00014	-.0200	.0735	.50757
SDev	.07077	.85086	1.2279	1.014	.1135	1.5585
%RSD	.03622	.08352	823550	5058	154.4	307.05

Elems	V	Zn	2203\1	2203\2	1960\1	1960\2
Units	ppb	ppb	ppb	ppb	ppb	ppb
Avge	-.8059	1.948	1028.2	1014.0	204.18	191.01
SDev	.3623	.2042	1.0286	1.7892	2.9619	1.5848
%RSD	44.95	10.48	.10003	.17644	1.4506	.82969

Elems	2068/2	2068/1	Y_3710	*Y
Units	ppb	ppb	ppb	
Avge	.96573	-.48192	5.0000	18720
SDev	.27296	1.7047	0	14.9901
%RSD	28.265	353.73	0	.08007

Method: ARMY Sample Name: K9ENXBT Operator: KLC
Run Time: 04/06/09 16:50 Filename: I50406A
Mode: CONC Type: S Corr. Factor: 1.00000
Lab ID.: N.CANTON Cust. Smpl. ID.: Cust. ID.:

Elems	Ag	Al	As	B	Ba	Be
Units	ppb	ppb	ppb	ppb	ppb	ppb
Avge	.5883	136.1	2.3183	H105.6	3.784	.1255
SDev	.8041	2.839	.12292	.607	.3022	.0081
%RSD	136.7	2.085	5.3025	.5746	7.985	6.437

Elems	Ca	Cd	Co	Cr	Cu	Fe
Units	ppb	ppb	ppb	ppb	ppb	ppb
Avge	897.0	.0052	-.5407	2.055	-.7554	22.15
SDev	3.391	.0656	.2332	.231	.0341	3.818
%RSD	.378	1262	43.12	11.24	4.514	17.24

Elems	K	Mg	Mn	Mo	Na	Ni
Units	ppb	ppb	ppb	ppb	ppb	ppb
Avge	471.2	149.6	1.568	-.3235	H1280e3	4.137
SDev	8.501	.8831	.0654	.4692	3044	1.672
%RSD	1.804	.5904	4.17	145.1	.2377	40.4

Elems	Se	Pb	Sb	Sn	Ti	Tl
Units	ppb	ppb	ppb	ppb	ppb	ppb
Avge	H5.7721	1.8852	1.9136	-.0923	-.0067	.77936
SDev	.07312	.13388	1.1938	.7023	0	1.9837
%RSD	1.2669	7.102	62.386	761.1	0	254.52

Elems	V	Zn	2203\1	2203\2	1960\1	1960\2
Units	ppb	ppb	ppb	ppb	ppb	ppb
Avge	-.0436	11.50	3.2362	1.2107	11.974	2.6758
SDev	.1002	.1518	.40661	.40373	1.9559	.86685
%RSD	229.8	1.32	12.564	33.347	16.334	32.396

Elems	2068/2	2068/1	Y_3710	*Y
Units	ppb	ppb	ppb	
Avge	-.12719	2.9325	5.0000	18174.3
SDev	2.1251	.72888	0	32.386
%RSD	1670.8	24.855	0	.17819

Method: ARMY Sample Name: K9FT1BT Operator: KLC
Run Time: 04/06/09 16:55 Filename: I50406A
Mode: CONC Type: S Corr. Factor: 1.00000
Lab ID.: N.CANTON Cust. Smpl. ID.: Cust. ID.:

Elems	Ag	Al	As	B	Ba	Be
Units	ppb	ppb	ppb	ppb	ppb	ppb
Avge	.8030	110.5	.84325	H21.08	.3541	.1321
SDev	.8251	.7048	1.4479	2.038	.0842	.0072
%RSD	102.7	.6379	171.7	9.668	23.78	5.429

Elems	Ca	Cd	Co	Cr	Cu	Fe
Units	ppb	ppb	ppb	ppb	ppb	ppb
Avge	240.3	-.1551	-.4969	1.366	-.9774	H118.9
SDev	.3239	.1376	.5403	.1516	.079	5.41
%RSD	.1348	88.69	108.7	11.1	8.086	4.549

Elems	K	Mg	Mn	Mo	Na	Ni
Units	ppb	ppb	ppb	ppb	ppb	ppb
Avge	156.8	5.071	.7255	-.2621	-91.30	1.027
SDev	2.081	9.044	.0123	.91	261.5	.091
%RSD	1.326	178.3	1.699	347.2	286.4	8.863

Elems	Se	Pb	Sb	Sn	Ti	Tl
Units	ppb	ppb	ppb	ppb	ppb	ppb
Avge	4.5009	-.00138	2.8180	-.1604	.2346	-.48180
SDev	1.2981	.84627	3.156	1.226	.3414	1.1969
%RSD	28.841	60931	111.99	764.5	145.5	248.41

Elems	V	Zn	2203\1	2203\2	1960\1	1960\2
Units	ppb	ppb	ppb	ppb	ppb	ppb
Avge	-.0623	2.202	-.38273	.18899	3.9656	4.7681
SDev	.6938	.1094	1.3964	1.9659	3.271	.31308
%RSD	1114	4.97	364.85	1040.2	82.485	6.5663

Elems	2068/2	2068/1	Y_3710	*Y
Units	ppb	ppb	ppb	
Avge	1.2905	3.5806	5.0000	18707.7
SDev	.10215	4.7826	0	44.5477
%RSD	7.9157	133.57	0	.23812

Method: ARMY Sample Name: K9FT1CT Operator: KLC
Run Time: 04/06/09 17:00 Filename: I50406A
Mode: CONC Type: S Corr. Factor: 1.00000
Lab ID.: N.CANTON Cust. Smpl. ID.: Cust. ID.:

Elems	Ag	Al	As	B	Ba	Be
Units	ppb	ppb	ppb	ppb	ppb	ppb
Avge	54.62	2061.	1923.5	1024.	1991.	49.44
SDev	.22	.3266	4.9881	2.656	7.302	.1399
%RSD	.4027	.0158	.25931	.2593	.3667	.2829

Elems	Ca	Cd	Co	Cr	Cu	Fe
Units	ppb	ppb	ppb	ppb	ppb	ppb
Avge	L559.6	51.37	512.6	196.6	255.2	1111.
SDev	1.383	.1405	1.122	.5476	.5089	.9418
%RSD	.2472	.2736	.219	.2785	.1994	.0847

Elems	K	Mg	Mn	Mo	Na	Ni
Units	ppb	ppb	ppb	ppb	ppb	ppb
Avge	L397.8	L65.62	520.3	1005.	H1270e3	518.3
SDev	14.04	1.399	1.748	.8827	3996	1.108
%RSD	3.529	2.132	.3359	.0878	.3146	.2138

Elems	Se	Pb	Sb	Sn	Ti	Tl
Units	ppb	ppb	ppb	ppb	ppb	ppb
Avge	1916.7	499.25	501.30	2051.	980.9	2020.3
SDev	4.5721	4.0899	1.375	6.08	3.425	5.0493
%RSD	.23854	.81921	.27429	.2964	.3491	.24992

Elems	V	Zn	2203\1	2203\2	1960\1	1960\2
Units	ppb	ppb	ppb	ppb	ppb	ppb
Avge	497.8	521.9	505.40	496.18	2017.1	1866.5
SDev	2.397	1.3	.83444	5.7152	14.024	.14691
%RSD	.4815	.2491	.1651	1.1518	.69525	.00787

Elems	2068/2	2068/1	Y_3710	*Y
Units	ppb	ppb	ppb	
Avge	453.27	525.29	5.0000	18229.5
SDev	1.3155	2.7183	0	15.9803
%RSD	.29023	.51748	0	.08766

Method: ARMY Sample Name: K9C69T Operator: KLC
Run Time: 04/06/09 17:05 Filename: I50406A
Mode: CONC Type: S Corr. Factor: 1.00000
Lab ID.: N.CANTON Cust. Smpl. ID.: Cust. ID.:

Elems	Ag	Al	As	B	Ba	Be
Units	ppb	ppb	ppb	ppb	ppb	ppb
Avge	.3103	100.3	2.7040	159.3	27.52	.1187
SDev	.2299	.3166	1.2434	.5139	.2197	.0003
%RSD	74.09	.3157	45.982	.3226	.7986	.2318

Elems	Ca	Cd	Co	Cr	Cu	Fe
Units	ppb	ppb	ppb	ppb	ppb	ppb
Avge	47500.	-.0831	4.278	.4156	-.7887	14.98
SDev	67.13	.0296	.1731	.2948	.2169	5.953
%RSD	.1413	35.62	4.046	70.93	27.51	39.73

Elems	K	Mg	Mn	Mo	Na	Ni
Units	ppb	ppb	ppb	ppb	ppb	ppb
Avge	4793.	39250.	1151.	5.036	17000.	22.50
SDev	.946	49.49	1.645	1.982	142.1	.7926
%RSD	.0197	.1261	.1429	39.35	.8359	3.523

Elems	Se	Pb	Sb	Sn	Ti	Tl
Units	ppb	ppb	ppb	ppb	ppb	ppb
Avge	5.2977	.36696	1.8617	-.3321	-.5746	-2.2935
SDev	2.4651	.07353	2.119	1.096	.1147	.2864
%RSD	46.532	20.039	113.82	330	19.96	12.488

Elems	V	Zn	2203\1	2203\2	1960\1	1960\2
Units	ppb	ppb	ppb	ppb	ppb	ppb
Avge	-1.131	5.540	1.0658	.01804	4.1584	5.8665
SDev	.1021	.1684	.0836	.0685	6.3294	.53585
%RSD	9.028	3.04	7.8437	379.67	152.21	9.1342

Elems	2068/2	2068/1	Y_3710	*Y
Units	ppb	ppb	ppb	
Avge	3.5649	1.0114	5.0000	18522.9
SDev	.97611	2.6896	0	1.83958
%RSD	27.381	265.93	0	.00993

Method: ARMY Sample Name: K9C69TL Operator: KLC
Run Time: 04/06/09 17:10 Filename: I50406A
Mode: CONC Type: S Corr. Factor: 1.00000
Lab ID.: N.CANTON Cust. Smpl. ID.: Cust. ID.:

Elems	Ag	Al	As	B	Ba	Be
Units	ppb	ppb	ppb	ppb	ppb	ppb
Avge	.1538	22.02	1.7795	34.62	5.566	.1048
SDev	1.114	.2634	.04024	.3635	.0714	.0073
%RSD	724.4	1.196	2.2619	1.05	1.283	6.961

Elems	Ca	Cd	Co	Cr	Cu	Fe
Units	ppb	ppb	ppb	ppb	ppb	ppb
Avge	9532.	-.0244	.7312	.4328	-1.268	9.659
SDev	19.51	.0371	.229	.2949	.1328	6.591
%RSD	.2047	152.1	31.32	68.14	10.47	68.23

Elems	K	Mg	Mn	Mo	Na	Ni
Units	ppb	ppb	ppb	ppb	ppb	ppb
Avge	972.6	7824.	231.4	.7980	3471.	5.643
SDev	.8339	20.96	.5189	.9104	170.9	.4699
%RSD	.0857	.2679	.2242	114.1	4.922	8.327

Elems	Se	Pb	Sb	Sn	Ti	Tl
Units	ppb	ppb	ppb	ppb	ppb	ppb
Avge	3.7706	-.84116	.36946	1.913	-.0067	-2.4969
SDev	.66561	.52883	1.8608	.3614	0	4.6466
%RSD	17.653	62.869	503.63	18.89	0	186.1

Elems	V	Zn	2203\1	2203\2	1960\1	1960\2
Units	ppb	ppb	ppb	ppb	ppb	ppb
Avge	-.5256	1.888	.42322	-1.4724	6.1031	2.6061
SDev	.4257	.0437	1.5981	1.5907	5.1286	1.5625
%RSD	80.99	2.314	377.6	108.03	84.033	59.956

Elems	2068/2	2068/1	Y_3710	*Y
Units	ppb	ppb	ppb	
Avge	1.3190	-.10460	5.0000	18751.4
SDev	2.2525	3.9143	0	45.2548
%RSD	170.77	3742.2	0	.24134

Method: ARMY Sample Name: K9C69TX Operator: KLC
Run Time: 04/06/09 17:14 Filename: I50406A
Mode: CONC Type: S Corr. Factor: 1.00000
Lab ID.: N.CANTON Cust. Smpl. ID.: Cust. ID.:

Elems	Ag	Al	As	B	Ba	Be
Units	ppb	ppb	ppb	ppb	ppb	ppb
Avge	.4755	99.92	3.6747	156.4	26.71	.0994
SDev	.1521	.7776	.43569	.0769	.0737	.0008
%RSD	32	.7782	11.857	.0491	.276	.8424

Elems	Ca	Cd	Co	Cr	Cu	Fe
Units	ppb	ppb	ppb	ppb	ppb	ppb
Avge	46530.	-.0269	3.898	.0935	-1.462	122.4
SDev	23.61	.0848	.3182	.5371	.3855	4.187
%RSD	.0508	316	8.163	574.1	26.36	3.421

Elems	K	Mg	Mn	Mo	Na	Ni
Units	ppb	ppb	ppb	ppb	ppb	ppb
Avge	4675.	38530.	1129.	2.835	16620.	21.54
SDev	3.695	20.5	.8742	.4477	116.6	.2181
%RSD	.079	.0532	.0774	15.79	.7016	1.012

Elems	Se	Pb	Sb	Sn	Ti	Tl
Units	ppb	ppb	ppb	ppb	ppb	ppb
Avge	2.7080	.53810	1.0417	-.8328	-.6497	-4.3066
SDev	.61297	.38981	.74162	.9479	.0007	2.2554
%RSD	22.636	72.442	71.191	113.8	.1123	52.37

Elems	V	Zn	2203\1	2203\2	1960\1	1960\2
Units	ppb	ppb	ppb	ppb	ppb	ppb
Avge	-.9218	4.359	-1.3985	1.5050	-1.4755	4.7966
SDev	.2645	.1783	1.2324	.03083	7.1977	2.6745
%RSD	28.69	4.089	88.118	2.0487	487.82	55.757

Elems	2068/2	2068/1	Y_3710	*Y
Units	ppb	ppb	ppb	
Avge	.26366	1.4302	5.0000	18697.8
SDev	.19188	1.2077	0	21.2132
%RSD	72.776	84.442	0	.11345

Method: ARMY Sample Name: CCV Operator: KLC
Run Time: 04/06/09 17:20 Filename: I50406A
Mode: CONC Type: Q Corr. Factor: 1.00000
Lab ID.: N.CANTON Cust. Smpl. ID.: Cust. ID.:

Elems	Ag	Al	As	B	Ba	Be
Units	ppb	ppb	ppb	ppb	ppb	ppb
Avge	947.8	23560.	465.15	4667.	1924.	1914.
SDev	.2105	.4475	1.7948	2.474	.1148	.1014
%RSD	.0222	.0019	.38584	.053	.006	.0053

Elems	Ca	Cd	Co	Cr	Cu	Fe
Units	ppb	ppb	ppb	ppb	ppb	ppb
Avge	47940.	489.1	1944.	1880.	1897.	23600.
SDev	26.05	.478	1.709	.0911	1.027	.8507
%RSD	.0543	.0977	.0879	.0048	.0541	.0036

Elems	K	Mg	Mn	Mo	Na	Ni
Units	ppb	ppb	ppb	ppb	ppb	ppb
Avge	47260.	48530.	1990.	1911.	46900.	1942.
SDev	4.87	20.1	.4308	6.675	39.55	1.945
%RSD	.0103	.0414	.0216	.3492	.0843	.1002

Elems	Se	Pb	Sb	Sn	Ti	Tl
Units	ppb	ppb	ppb	ppb	ppb	ppb
Avge	456.88	476.13	458.87	4815.	4669.	975.35
SDev	1.1606	1.2104	1.2004	6.816	1.217	2.0557
%RSD	.25403	.25421	.26158	.1415	.0261	.21076

Elems	V	Zn	2203\1	2203\2	1960\1	1960\2
Units	ppb	ppb	ppb	ppb	ppb	ppb
Avge	1920.	1895.	484.60	471.90	483.24	443.72
SDev	.4035	2.705	1.3027	1.1643	.80425	2.1416
%RSD	.021	.1427	.26881	.24673	.16642	.48264

Elems	2068/2	2068/1	Y_3710	*Y
Units	ppb	ppb	ppb	
Avge	427.05	474.76	5.0000	18677.2
SDev	1.525	1.0383	0	35.6384
%RSD	.3571	.21869	0	.19081

Method: ARMY Sample Name: CCB Operator: KLC
Run Time: 04/06/09 17:26 Filename: I50406A
Mode: CONC Type: Q Corr. Factor: 1.00000
Lab ID.: N.CANTON Cust. Smpl. ID.: Cust. ID.:

Elems	Ag	Al	As	B	Ba	Be
Units	ppb	ppb	ppb	ppb	ppb	ppb
Avge	.5409	.5942	.94160	7.669	.0801	.1691
SDev	.3249	3.56	.13695	.3511	.2156	.0114
%RSD	60.06	599.1	14.545	4.578	269.3	6.741

Elems	Ca	Cd	Co	Cr	Cu	Fe
Units	ppb	ppb	ppb	ppb	ppb	ppb
Avge	151.8	.0153	.0074	.7588	-1.153	11.48
SDev	1.013	.0255	.2285	.1165	.2453	6.27
%RSD	.6674	166.5	3098	15.35	21.27	54.63

Elems	K	Mg	Mn	Mo	Na	Ni
Units	ppb	ppb	ppb	ppb	ppb	ppb
Avge	161.0	1.638	.1701	3.989	-312.4	-.8756
SDev	1.811	5.013	.0513	3.298	36.59	.5393
%RSD	1.125	306	30.17	82.68	11.71	61.6

Elems	Se	Pb	Sb	Sn	Ti	Tl
Units	ppb	ppb	ppb	ppb	ppb	ppb
Avge	2.7567	.11113	1.2633	2.511	.3142	.63256
SDev	.66951	.55867	2.9499	.8657	.2276	1.2893
%RSD	24.287	502.68	233.5	34.47	72.44	203.82

Elems	V	Zn	2203\1	2203\2	1960\1	1960\2
Units	ppb	ppb	ppb	ppb	ppb	ppb
Avge	-.0570	9.945	.19286	.07033	3.3445	2.4632
SDev	.0349	.0761	2.174	.24777	1.6499	1.8275
%RSD	61.2	.7657	1127.2	352.28	49.332	74.193

Elems	2068/2	2068/1	Y_3710	*Y
Units	ppb	ppb	ppb	
Avge	1.9267	.93218	5.0000	18747.7
SDev	1.2181	3.8145	0	52.1837
%RSD	63.225	409.2	0	.27834

Method: ARMY Sample Name: K9C69TS/5 Operator: KLC
Run Time: 04/06/09 17:30 Filename: I50406A
Mode: CONC Type: S Corr. Factor: 1.00000
Lab ID.: N.CANTON Cust. Smpl. ID.: Cust. ID.:

Elems	Ag	Al	As	B	Ba	Be
Units	ppb	ppb	ppb	ppb	ppb	ppb
Avge	215.4	28.03	1034.2	35.47	10540.	.1372
SDev	.1486	.4066	.56356	.7359	12.95	.0011
%RSD	.069	1.451	.05449	2.074	.1228	.8135

Elems	Ca	Cd	Co	Cr	Cu	Fe
Units	ppb	ppb	ppb	ppb	ppb	ppb
Avge	9418.	222.9	-7.765	1068.	-1.414	25.94
SDev	16.19	.212	.3266	1.645	.0323	3.272
%RSD	.172	.0951	4.206	.1539	2.284	12.62

Elems	K	Mg	Mn	Mo	Na	Ni
Units	ppb	ppb	ppb	ppb	ppb	ppb
Avge	966.8	7733.	229.5	.1593	3435.	4.887
SDev	5.179	19.51	.2508	.6067	36.85	.1102
%RSD	.5357	.2523	.1093	380.7	1.073	2.255

Elems	Se	Pb	Sb	Sn	Ti	Tl
Units	ppb	ppb	ppb	ppb	ppb	ppb
Avge	202.76	1072.0	.06045	3.350	.1536	-3.4912
SDev	.35955	2.327	3.7102	.6319	.0003	2.77
%RSD	.17732	.21706	6136.7	18.86	.1961	79.341

Elems	V	Zn	2203\1	2203\2	1960\1	1960\2
Units	ppb	ppb	ppb	ppb	ppb	ppb
Avge	-.4792	71.02	1082.9	1066.6	216.66	195.82
SDev	.4941	.1682	.99057	2.9942	1.2449	.08247
%RSD	103.1	.2369	.09146	.28072	.57461	.04211

Elems	2068/2	2068/1	Y_3710	*Y
Units	ppb	ppb	ppb	
Avge	.21784	-.01811	5.0000	18744.3
SDev	3.4863	3.822	0	35.2145
%RSD	1600.3	21095	0	.18786

Method: ARMY Sample Name: K9C7FT Operator: KLC
Run Time: 04/06/09 17:36 Filename: I50406A
Mode: CONC Type: S Corr. Factor: 1.00000
Lab ID.: N.CANTON Cust. Smpl. ID.: Cust. ID.:

Elems	Ag	Al	As	B	Ba	Be
Units	ppb	ppb	ppb	ppb	ppb	ppb
Avge	.5452	95.64	5.5016	171.7	27.91	.1324
SDev	.511	8.729	.11092	.7422	.5049	.0103
%RSD	93.73	9.127	2.0162	.4323	1.809	7.787

Elems	Ca	Cd	Co	Cr	Cu	Fe
Units	ppb	ppb	ppb	ppb	ppb	ppb
Avge	53220.	-.0357	7.906	1.216	-.9171	4.986
SDev	56.49	.0072	.3294	.7116	.1826	2.207
%RSD	.1061	20.08	4.167	58.54	19.91	44.27

Elems	K	Mg	Mn	Mo	Na	Ni
Units	ppb	ppb	ppb	ppb	ppb	ppb
Avge	17470.	33390.	885.3	5.303	17790.	27.09
SDev	60.4	54.37	.9808	.3167	300.6	.14
%RSD	.3456	.1628	.1108	5.973	1.69	.5167

Elems	Se	Pb	Sb	Sn	Ti	Tl
Units	ppb	ppb	ppb	ppb	ppb	ppb
Avge	3.7179	.42561	2.8450	-.5888	-.6507	-4.8409
SDev	2.7692	.43093	2.1524	.5474	.0012	1.3858
%RSD	74.482	101.25	75.655	92.96	.1919	28.627

Elems	V	Zn	2203\1	2203\2	1960\1	1960\2
Units	ppb	ppb	ppb	ppb	ppb	ppb
Avge	-.4494	3.589	.69444	.29140	3.7122	3.7208
SDev	.2647	.1981	1.0371	1.1639	.64615	3.8291
%RSD	58.89	5.518	149.35	399.4	17.406	102.91

Elems	2068/2	2068/1	Y_3710	*Y
Units	ppb	ppb	ppb	
Avge	2.1993	3.1673	5.0000	18668
SDev	1.0804	3.7663	0	36.2033
%RSD	49.125	118.91	0	.19393

Method: ARMY Sample Name: K9C7JT Operator: KLC
Run Time: 04/06/09 17:40 Filename: I50406A
Mode: CONC Type: S Corr. Factor: 1.00000
Lab ID.: N.CANTON Cust. Smpl. ID.: Cust. ID.:

Elems	Ag	Al	As	B	Ba	Be
Units	ppb	ppb	ppb	ppb	ppb	ppb
Avge	.9813	630.7	2.8572	227.5	43.16	.1281
SDev	.5505	3.285	.90573	.1764	.027	.0092
%RSD	56.1	.5208	31.7	.0775	.0626	7.202

Elems	Ca	Cd	Co	Cr	Cu	Fe
Units	ppb	ppb	ppb	ppb	ppb	ppb
Avge	50640.	-.0637	2.114	1.061	-1.268	32.66
SDev	58.51	.0096	.1425	.0718	.102	1.846
%RSD	.1155	15.04	6.744	6.765	8.04	5.652

Elems	K	Mg	Mn	Mo	Na	Ni
Units	ppb	ppb	ppb	ppb	ppb	ppb
Avge	3456.	18650.	324.0	4.822	15690.	5.894
SDev	2.358	28.55	.5638	.2978	150	.0028
%RSD	.0682	.1531	.174	6.176	.9561	.0472

Elems	Se	Pb	Sb	Sn	Ti	Tl
Units	ppb	ppb	ppb	ppb	ppb	ppb
Avge	1.3986	.51827	5.2139	.6832	.0731	-.47847
SDev	3.1742	.37338	.30663	.5383	.1129	.7938
%RSD	226.94	72.044	5.881	78.79	154.5	165.9

Elems	V	Zn	2203\1	2203\2	1960\1	1960\2
Units	ppb	ppb	ppb	ppb	ppb	ppb
Avge	-.3135	5.302	1.0955	.23012	1.7467	1.2249
SDev	.3932	.3057	.08404	.51784	1.1615	4.179
%RSD	125.4	5.766	7.6725	225.03	66.496	341.17

Elems	2068/2	2068/1	Y_3710	*Y
Units	ppb	ppb	ppb	
Avge	1.8003	6.9182	5.0000	18812.4
SDev	2.6784	.87746	0	6.78933
%RSD	148.77	12.683	0	.03608

Method: ARMY Sample Name: K9FTVB Operator: KLC
Run Time: 04/06/09 17:46 Filename: I50406A
Mode: CONC Type: S Corr. Factor: 1.00000
Lab ID.: N.CANTON Cust. Smpl. ID.: Cust. ID.:

Elems	Ag	Al	As	B	Ba	Be
Units	ppb	ppb	ppb	ppb	ppb	ppb
Avge	.8898	2.675	-.28209	3.875	.7890	.1513
SDev	.5132	.1106	.57008	.4564	.0483	.0037
%RSD	57.68	4.133	202.09	11.78	6.126	2.46

Elems	Ca	Cd	Co	Cr	Cu	Fe
Units	ppb	ppb	ppb	ppb	ppb	ppb
Avge	277.5	-.0600	-.2857	-.4009	-1.255	29.28
SDev	.2134	.0083	.0813	.0511	.0592	4.106
%RSD	.0769	13.82	28.44	12.74	4.718	14.02

Elems	K	Mg	Mn	Mo	Na	Ni
Units	ppb	ppb	ppb	ppb	ppb	ppb
Avge	150.3	48.54	.4923	-.6093	-645.4	-.3814
SDev	3.917	.4081	.0236	.1411	103.3	.0075
%RSD	2.605	.8406	4.79	23.16	16.01	1.969

Elems	Se	Pb	Sb	Sn	Ti	Tl
Units	ppb	ppb	ppb	ppb	ppb	ppb
Avge	.85015	-.01879	-1.2426	-.1523	-.0067	-.38907
SDev	.78841	.48623	.94786	1.544	0	2.5444
%RSD	92.738	2586.4	76.282	1014	0	653.98

Elems	V	Zn	2203\1	2203\2	1960\1	1960\2
Units	ppb	ppb	ppb	ppb	ppb	ppb
Avge	-.6662	5.409	-.27467	.10894	3.0045	-.22541
SDev	.0327	.0204	1.5405	.04012	1.033	.66632
%RSD	4.913	.3775	560.86	36.829	34.38	295.6

Elems	2068/2	2068/1	Y_3710	*Y
Units	ppb	ppb	ppb	
Avge	2.7327	-3.2272	5.0000	19045.1
SDev	1.9521	2.3956	0	100.267
%RSD	71.434	74.233	0	.52647

Method: ARMY Sample Name: K9FTVC Operator: KLC
Run Time: 04/06/09 17:50 Filename: I50406A
Mode: CONC Type: S Corr. Factor: 1.00000
Lab ID.: N.CANTON Cust. Smpl. ID.: Cust. ID.:

Elems	Ag	Al	As	B	Ba	Be
Units	ppb	ppb	ppb	ppb	ppb	ppb
Avge	49.79	1768.	1718.5	885.4	1808.	45.92
SDev	.4116	3.449	2.2198	5.246	3.133	.0504
%RSD	.8267	.1951	.12917	.5925	.1733	.1096

Elems	Ca	Cd	Co	Cr	Cu	Fe
Units	ppb	ppb	ppb	ppb	ppb	ppb
Avge	45320.	45.65	458.6	180.0	226.0	991.6
SDev	43.83	.0749	.2637	.1153	.163	3.706
%RSD	.0967	.164	.0575	.064	.0721	.3737

Elems	K	Mg	Mn	Mo	Na	Ni
Units	ppb	ppb	ppb	ppb	ppb	ppb
Avge	45130.	45960.	473.2	900.0	45920.	459.6
SDev	28.98	51.46	.3793	9.327	26.54	1.086
%RSD	.0642	.112	.0802	1.036	.0578	.2364

Elems	Se	Pb	Sb	Sn	Ti	Tl
Units	ppb	ppb	ppb	ppb	ppb	ppb
Avge	1738.7	442.99	449.68	1828.	893.5	1814.5
SDev	8.945	3.8083	3.3549	1.683	.8429	11.102
%RSD	.51446	.85967	.74605	.092	.0943	.61181

Elems	V	Zn	2203\1	2203\2	1960\1	1960\2
Units	ppb	ppb	ppb	ppb	ppb	ppb
Avge	455.6	463.5	448.70	440.13	1824.0	1696.1
SDev	.6207	.742	3.2856	4.0692	12.756	7.0422
%RSD	.1363	.1601	.73223	.92453	.69935	.41519

Elems	2068/2	2068/1	Y_3710	*Y
Units	ppb	ppb	ppb	
Avge	412.51	468.23	5.0000	18834.5
SDev	3.9735	3.046	0	13.1519
%RSD	.96324	.65053	0	.06982

Method: ARMY Sample Name: K9C6G Operator: KLC
Run Time: 04/06/09 17:56 Filename: I50406A
Mode: CONC Type: S Corr. Factor: 1.00000
Lab ID.: N.CANTON Cust. Smpl. ID.: Cust. ID.:

Elems	Ag	Al	As	B	Ba	Be
Units	ppb	ppb	ppb	ppb	ppb	ppb
Avge	.2796	-34.61	71.050	168.8	43.58	.1923
SDev	.2042	3.663	3.7918	3.458	.3258	.0157
%RSD	73.03	10.58	5.3368	2.049	.7475	8.184

Elems	Ca	Cd	Co	Cr	Cu	Fe
Units	ppb	ppb	ppb	ppb	ppb	ppb
Avge	69250.	.2272	75.88	.3800	-.4410	1190.
SDev	26.33	.0276	.4131	.5099	1.647	26.71
%RSD	.038	12.13	.5445	134.2	373.4	2.244

Elems	K	Mg	Mn	Mo	Na	Ni
Units	ppb	ppb	ppb	ppb	ppb	ppb
Avge	8554.	58450.	3217.	10.18	10370.	280.1
SDev	48.74	144.8	.3629	1.006	187.9	.0378
%RSD	.5698	.2478	.0113	9.886	1.813	.0135

Elems	Se	Pb	Sb	Sn	Ti	Tl
Units	ppb	ppb	ppb	ppb	ppb	ppb
Avge	1.7700	-.39997	18.239	2.912	-.8814	.55882
SDev	3.6412	.64084	5.4721	3.57	.5645	2.3708
%RSD	205.72	160.22	30.002	122.6	64.04	424.25

Elems	V	Zn	2203\1	2203\2	1960\1	1960\2
Units	ppb	ppb	ppb	ppb	ppb	ppb
Avge	.3709	36.30	-8.9562	3.8717	-5.3242	5.3118
SDev	1.658	.2121	11.771	6.8377	16.454	2.7556
%RSD	447	.5842	131.43	176.61	309.05	51.876

Elems	2068/2	2068/1	Y_3710	*Y
Units	ppb	ppb	ppb	
Avge	12.144	21.282	5.0000	18917.7
SDev	8.7293	12.562	0	60.9534
%RSD	71.881	59.026	0	.3222

Method: ARMY Sample Name: K9C6GL Operator: KLC
Run Time: 04/06/09 18:00 Filename: I50406A
Mode: CONC Type: S Corr. Factor: 1.00000
Lab ID.: N.CANTON Cust. Smpl. ID.: Cust. ID.:

Elems	Ag	Al	As	B	Ba	Be
Units	ppb	ppb	ppb	ppb	ppb	ppb
Avge	.9064	-5.093	13.576	34.42	8.614	.1216
SDev	.5469	1.659	1.7303	.2375	.0324	.0292
%RSD	60.33	32.58	12.745	.6901	.3765	24.05

Elems	Ca	Cd	Co	Cr	Cu	Fe
Units	ppb	ppb	ppb	ppb	ppb	ppb
Avge	13970.	-.0774	15.46	.4513	-2.361	242.6
SDev	57.06	.0163	.0858	.3307	.7192	5.939
%RSD	.4085	21.11	.555	73.28	30.46	2.448

Elems	K	Mg	Mn	Mo	Na	Ni
Units	ppb	ppb	ppb	ppb	ppb	ppb
Avge	1615.	11630.	654.4	2.031	2014.	58.04
SDev	8.613	47.11	2.511	.3123	119.9	.0713
%RSD	.5332	.4052	.3837	15.37	5.954	.1228

Elems	Se	Pb	Sb	Sn	Ti	Tl
Units	ppb	ppb	ppb	ppb	ppb	ppb
Avge	4.2086	.34340	2.4314	1.272	-.6405	-3.4799
SDev	.92035	.67554	2.1901	.0532	.0023	2.2152
%RSD	21.869	196.72	90.073	4.186	.357	63.657

Elems	V	Zn	2203\1	2203\2	1960\1	1960\2
Units	ppb	ppb	ppb	ppb	ppb	ppb
Avge	-.5773	8.925	.29690	.36662	6.4893	3.0699
SDev	.0321	.3218	.0584	.98365	5.5806	1.4063
%RSD	5.553	3.606	19.672	268.3	85.997	45.808

Elems	2068/2	2068/1	Y_3710	*Y
Units	ppb	ppb	ppb	
Avge	3.4411	1.9274	5.0000	18969.2
SDev	.95642	3.7609	0	68.4471
%RSD	27.794	195.14	0	.36083

Method: ARMY Sample Name: K9C6GX Operator: KLC
Run Time: 04/06/09 18:05 Filename: I50406A
Mode: CONC Type: S Corr. Factor: 1.00000
Lab ID.: N.CANTON Cust. Smpl. ID.: Cust. ID.:

Elems	Ag	Al	As	B	Ba	Be
Units	ppb	ppb	ppb	ppb	ppb	ppb
Avge	-.0932	-32.90	63.815	155.1	40.77	.1724
SDev	.8248	.5348	.78574	1.469	.0111	.0087
%RSD	885.3	1.626	1.2313	.9476	.0271	5.05

Elems	Ca	Cd	Co	Cr	Cu	Fe
Units	ppb	ppb	ppb	ppb	ppb	ppb
Avge	65360.	.1025	71.45	-.0997	-1.353	1113.
SDev	21.99	.1226	.6848	.408	.3187	6.114
%RSD	.0336	119.6	.9584	409.3	23.56	.5493

Elems	K	Mg	Mn	Mo	Na	Ni
Units	ppb	ppb	ppb	ppb	ppb	ppb
Avge	8045.	55170.	3046.	5.941	9515.	265.3
SDev	39.3	4.718	1.961	1.339	98.07	.1213
%RSD	.4885	.0086	.0644	22.54	1.031	.0457

Elems	Se	Pb	Sb	Sn	Ti	Tl
Units	ppb	ppb	ppb	ppb	ppb	ppb
Avge	3.3478	-.81595	16.327	-.1924	-.8788	-1.7941
SDev	2.5739	.33691	1.2871	.6699	.3366	1.2185
%RSD	76.883	41.291	7.8834	348.2	38.3	67.915

Elems	V	Zn	2203\1	2203\2	1960\1	1960\2
Units	ppb	ppb	ppb	ppb	ppb	ppb
Avge	-.8491	35.08	-4.1559	.85150	6.7715	1.6385
SDev	.1966	.0239	4.3928	2.6982	.09808	3.8099
%RSD	23.16	.0682	105.7	316.87	1.4486	232.52

Elems	2068/2	2068/1	Y_3710	*Y
Units	ppb	ppb	ppb	
Avge	12.938	18.019	5.0000	18954.8
SDev	4.4446	4.1487	0	5.09061
%RSD	34.354	23.024	0	.02685

Method: ARMY Sample Name: K9C6GS Operator: KLC
Run Time: 04/06/09 18:09 Filename: I50406A
Mode: CONC Type: S Corr. Factor: 1.00000
Lab ID.: N.CANTON Cust. Smpl. ID.: Cust. ID.:

Elems	Ag	Al	As	B	Ba	Be
Units	ppb	ppb	ppb	ppb	ppb	ppb
Avge	53.27	1863.	1936.5	1101.	1991.	49.13
SDev	.6241	8.627	4.3203	3.123	2.555	.0301
%RSD	1.172	.463	.22309	.2836	.1283	.0614

Elems	Ca	Cd	Co	Cr	Cu	Fe
Units	ppb	ppb	ppb	ppb	ppb	ppb
Avge	113100.	48.65	560.6	191.3	241.2	2107.
SDev	165.7	.0445	1.841	.2285	.6261	6.14
%RSD	.1465	.0915	.3283	.1195	.2596	.2914

Elems	K	Mg	Mn	Mo	Na	Ni
Units	ppb	ppb	ppb	ppb	ppb	ppb
Avge	57830.	105400.	3556.	973.2	58330.	756.8
SDev	68.66	100.5	5.766	5.876	104.5	1.373
%RSD	.1187	.0953	.1622	.6038	.1791	.1814

Elems	Se	Pb	Sb	Sn	Ti	Tl
Units	ppb	ppb	ppb	ppb	ppb	ppb
Avge	1849.6	470.11	500.62	1969.	953.0	1930.3
SDev	2.8482	2.12	.01068	5.103	.8927	4.0895
%RSD	.15398	.45096	.00213	.2591	.0937	.21185

Elems	V	Zn	2203\1	2203\2	1960\1	1960\2
Units	ppb	ppb	ppb	ppb	ppb	ppb
Avge	485.6	521.9	474.38	467.98	1939.0	1805.0
SDev	.1597	.9614	3.917	1.2229	4.3899	2.0785
%RSD	.0329	.1842	.82571	.26131	.2264	.11515

Elems	2068/2	2068/1	Y_3710	*Y
Units	ppb	ppb	ppb	
Avge	461.52	520.14	5.0000	18731.6
SDev	2.3657	1.197	0	20.3638
%RSD	.51258	.23013	0	.10871

Method: ARMY Sample Name: K9C69 Operator: KLC
Run Time: 04/06/09 18:15 Filename: I50406A
Mode: CONC Type: S Corr. Factor: 1.00000
Lab ID.: N.CANTON Cust. Smpl. ID.: Cust. ID.:

Elems	Ag	Al	As	B	Ba	Be
Units	ppb	ppb	ppb	ppb	ppb	ppb
Avge	.4203	8558.	23.405	122.8	76.54	1.107
SDev	.669	14.15	.41997	.9432	.2033	.0143
%RSD	159.2	.1653	1.7944	.7682	.2656	1.296

Elems	Ca	Cd	Co	Cr	Cu	Fe
Units	ppb	ppb	ppb	ppb	ppb	ppb
Avge	44690.	.5471	17.83	17.62	16.59	28680.
SDev	25.39	.0392	.7733	.9932	.4892	5.816
%RSD	.0568	7.163	4.338	5.638	2.95	.0203

Elems	K	Mg	Mn	Mo	Na	Ni
Units	ppb	ppb	ppb	ppb	ppb	ppb
Avge	6397.	35980.	1509.	5.108	13580.	60.14
SDev	34.02	62.38	.1902	1.654	295.1	.0696
%RSD	.5319	.1734	.0126	32.38	2.172	.1157

Elems	Se	Pb	Sb	Sn	Ti	Tl
Units	ppb	ppb	ppb	ppb	ppb	ppb
Avge	2.6253	13.919	1.3020	-.4718	89.91	-.39508
SDev	1.9764	.16418	.40266	.688	.5042	2.4917
%RSD	75.284	1.1796	30.927	145.8	.5607	630.66

Elems	V	Zn	2203\1	2203\2	1960\1	1960\2
Units	ppb	ppb	ppb	ppb	ppb	ppb
Avge	24.81	89.79	10.789	15.482	3.3670	2.2550
SDev	.9517	.3219	.28672	.3893	.06853	2.9973
%RSD	3.836	.3585	2.6576	2.5146	2.0354	132.92

Elems	2068/2	2068/1	Y_3710	*Y
Units	ppb	ppb	ppb	
Avge	2.4167	.74547	5.0000	19117.7
SDev	1.1896	.00977	0	81.8821
%RSD	49.225	1.3112	0	.4283

Method: ARMY Sample Name: CCV Operator: KLC
Run Time: 04/06/09 18:21 Filename: I50406A
Mode: CONC Type: Q Corr. Factor: 1.00000
Lab ID.: N.CANTON Cust. Smpl. ID.: Cust. ID.:

Elems	Ag	Al	As	B	Ba	Be
Units	ppb	ppb	ppb	ppb	ppb	ppb
Avge	944.5	23360.	462.21	4552.	1904.	1901.
SDev	1.752	62.92	1.9336	11.6	2.864	1.27
%RSD	.1855	.2694	.41833	.2547	.1504	.0668

Elems	Ca	Cd	Co	Cr	Cu	Fe
Units	ppb	ppb	ppb	ppb	ppb	ppb
Avge	47500.	488.1	1929.	1863.	1882.	23260.
SDev	59	.5125	1.753	2.207	1.724	29.42
%RSD	.1242	.105	.0909	.1185	.0916	.1265

Elems	K	Mg	Mn	Mo	Na	Ni
Units	ppb	ppb	ppb	ppb	ppb	ppb
Avge	46850.	48250.	1991.	1897.	46580.	1947.
SDev	100	45.37	1.925	8.976	271.2	1.206
%RSD	.2135	.094	.0967	.4732	.5822	.0619

Elems	Se	Pb	Sb	Sn	Ti	Tl
Units	ppb	ppb	ppb	ppb	ppb	ppb
Avge	458.57	474.05	459.68	4797.	4599.	973.30
SDev	4.9205	.2654	.24501	8.955	5.728	6.2325
%RSD	1.073	.05598	.0533	.1867	.1245	.64034

Elems	V	Zn	2203\1	2203\2	1960\1	1960\2
Units	ppb	ppb	ppb	ppb	ppb	ppb
Avge	1897.	1889.	476.84	472.66	481.09	447.33
SDev	2.781	.1055	3.0889	1.1443	4.5601	5.1004
%RSD	.1466	.0056	.64779	.24208	.94786	1.1402

Elems	2068/2	2068/1	Y_3710	*Y
Units	ppb	ppb	ppb	
Avge	425.94	476.52	5.0000	18791.8
SDev	3.0568	1.1588	0	3.39466
%RSD	.71766	.24317	0	.01806

Method: ARMY Sample Name: CCB Operator: KLC
Run Time: 04/06/09 18:27 Filename: I50406A
Mode: CONC Type: Q Corr. Factor: 1.00000
Lab ID.: N.CANTON Cust. Smpl. ID.: Cust. ID.:

Elems	Ag	Al	As	B	Ba	Be
Units	ppb	ppb	ppb	ppb	ppb	ppb
Avge	.0035	-3.346	.88354	6.633	.0162	.2074
SDev	.567	1.451	1.4333	2.262	.1291	.0207
%RSD	16160	43.37	162.23	34.11	796.5	9.988

Elems	Ca	Cd	Co	Cr	Cu	Fe
Units	ppb	ppb	ppb	ppb	ppb	ppb
Avge	147.5	-.0907	-.4488	.0634	-2.101	6.043
SDev	.0043	.0357	.534	.0282	.7229	15.29
%RSD	.0029	39.38	119	44.52	34.4	253

Elems	K	Mg	Mn	Mo	Na	Ni
Units	ppb	ppb	ppb	ppb	ppb	ppb
Avge	156.7	-1.039	.2797	3.636	-735.1	-.0288
SDev	5.865	4.45	.0915	4.056	2.215	.2838
%RSD	3.743	428.4	32.72	111.6	.3014	986.6

Elems	Se	Pb	Sb	Sn	Ti	Tl
Units	ppb	ppb	ppb	ppb	ppb	ppb
Avge	3.7852	.02027	1.9210	2.191	-.0067	-.74695
SDev	1.5887	.95529	.94267	1.763	0	.45947
%RSD	41.971	4712.8	49.072	80.47	0	61.513

Elems	V	Zn	2203\1	2203\2	1960\1	1960\2
Units	ppb	ppb	ppb	ppb	ppb	ppb
Avge	-.5226	9.773	-.80379	.43168	1.5182	4.9170
SDev	.1673	.174	1.0227	1.9428	1.0527	1.8563
%RSD	32.02	1.781	127.23	450.05	69.338	37.752

Elems	2068/2	2068/1	Y_3710	*Y
Units	ppb	ppb	ppb	
Avge	.34581	2.7074	5.0000	18899.8
SDev	1.3857	.7215	0	70.7107
%RSD	400.7	26.649	0	.37413

Method: ARMY Sample Name: K9C7F Operator: KLC
Run Time: 04/06/09 18:31 Filename: I50406A
Mode: CONC Type: S Corr. Factor: 1.00000
Lab ID.: N.CANTON Cust. Smpl. ID.: Cust. ID.:

Elems	Ag	Al	As	B	Ba	Be
Units	ppb	ppb	ppb	ppb	ppb	ppb
Avge	.3986	319.7	4.9579	143.3	31.91	.2372
SDev	.5646	1.399	.09781	1.649	.035	.0243
%RSD	141.6	.4375	1.9729	1.151	.1097	10.24

Elems	Ca	Cd	Co	Cr	Cu	Fe
Units	ppb	ppb	ppb	ppb	ppb	ppb
Avge	53340.	-.1688	9.477	1.128	-.8509	904.1
SDev	41.36	.0305	.5745	.0445	.0348	1.146
%RSD	.0775	18.04	6.062	3.943	4.086	.1267

Elems	K	Mg	Mn	Mo	Na	Ni
Units	ppb	ppb	ppb	ppb	ppb	ppb
Avge	18220.	33780.	957.9	6.425	14520.	30.90
SDev	56.57	38.42	.8623	.0128	17.66	.3862
%RSD	.3105	.1137	.09	.1995	.1216	1.25

Elems	Se	Pb	Sb	Sn	Ti	Tl
Units	ppb	ppb	ppb	ppb	ppb	ppb
Avge	3.8844	.40586	1.6962	-1.147	3.150	.59932
SDev	1.9269	.60779	1.9397	1.397	.6743	1.8646
%RSD	49.605	149.75	114.36	121.8	21.41	311.12

Elems	V	Zn	2203\1	2203\2	1960\1	1960\2
Units	ppb	ppb	ppb	ppb	ppb	ppb
Avge	.8730	8.935	-1.0654	1.1404	6.2517	2.7025
SDev	.5475	.0968	3.2496	.7111	7.1214	.66647
%RSD	62.72	1.084	305.01	62.357	113.91	24.661

Elems	2068/2	2068/1	Y_3710	*Y
Units	ppb	ppb	ppb	
Avge	4.8282	.13250	5.0000	19045.8
SDev	.80185	3.3084	0	29.1322
%RSD	16.608	2496.8	0	.15295

Method: ARMY Sample Name: K9C7J Operator: KLC
Run Time: 04/06/09 18:36 Filename: I50406A
Mode: CONC Type: S Corr. Factor: 1.00000
Lab ID.: N.CANTON Cust. Smpl. ID.: Cust. ID.:

Elems	Ag	Al	As	B	Ba	Be
Units	ppb	ppb	ppb	ppb	ppb	ppb
Avge	.8530	108.7	3.2373	71.29	43.84	.1938
SDev	.0541	.3229	1.8813	.925	.0889	.0112
%RSD	6.344	.297	58.114	1.298	.2029	5.772

Elems	Ca	Cd	Co	Cr	Cu	Fe
Units	ppb	ppb	ppb	ppb	ppb	ppb
Avge	51440.	-.0705	1.671	.3243	-2.131	129.9
SDev	6.021	.0698	.0517	.3141	.5003	2.53
%RSD	.0117	99	3.094	96.85	23.48	1.947

Elems	K	Mg	Mn	Mo	Na	Ni
Units	ppb	ppb	ppb	ppb	ppb	ppb
Avge	3600.	19640.	335.1	4.412	15740.	6.901
SDev	3.088	7.922	.0368	.7588	190.6	.0221
%RSD	.0858	.0403	.011	17.2	1.211	.3204

Elems	Se	Pb	Sb	Sn	Ti	Tl
Units	ppb	ppb	ppb	ppb	ppb	ppb
Avge	2.3805	-.66443	1.0824	-.8883	.0721	.52391
SDev	.4602	.69455	1.3284	1.168	.1116	1.3463
%RSD	19.333	104.53	122.73	131.5	154.6	256.97

Elems	V	Zn	2203\1	2203\2	1960\1	1960\2
Units	ppb	ppb	ppb	ppb	ppb	ppb
Avge	-.7316	2.719	-1.6429	-.17593	4.2939	1.4252
SDev	.1941	.026	1.9014	.09202	1.1499	.11588
%RSD	26.53	.9545	115.74	52.309	26.78	8.1309

Elems	2068/2	2068/1	Y_3710	*Y
Units	ppb	ppb	ppb	
Avge	3.7721	-.26044	5.0000	19087.6
SDev	.19242	1.8956	0	56.5685
%RSD	5.1013	727.83	0	.29636

Method: ARMY Sample Name: K9AA0B Operator: KLC
Run Time: 04/06/09 18:41 Filename: I50406A
Mode: CONC Type: S Corr. Factor: 1.00000
Lab ID.: N.CANTON Cust. Smpl. ID.: Cust. ID.:

Elems	Ag	Al	As	B	Ba	Be
Units	ppb	ppb	ppb	ppb	ppb	ppb
Avge	.7668	.8089	.10998	3.984	1.167	.2092
SDev	.1488	1.707	.89735	.2214	.0792	.0024
%RSD	19.41	211	815.91	5.558	6.784	1.136

Elems	Ca	Cd	Co	Cr	Cu	Fe
Units	ppb	ppb	ppb	ppb	ppb	ppb
Avge	248.1	.0441	.0129	.1993	-1.438	24.54
SDev	.2297	.057	.1107	.1863	.1899	4.015
%RSD	.0926	129.1	858.6	93.46	13.2	16.36

Elems	K	Mg	Mn	Mo	Na	Ni
Units	ppb	ppb	ppb	ppb	ppb	ppb
Avge	172.8	62.44	.7030	.3191	-696.8	.3855
SDev	.5448	2.778	.0323	.5823	80.64	.041
%RSD	.3152	4.45	4.597	182.5	11.57	10.64

Elems	Se	Pb	Sb	Sn	Ti	Tl
Units	ppb	ppb	ppb	ppb	ppb	ppb
Avge	3.2647	.25268	1.5952	.5534	-.0067	2.3141
SDev	.30289	.14846	.09568	.2884	0	3.7143
%RSD	9.278	58.757	5.9985	52.13	0	160.51

Elems	V	Zn	2203\1	2203\2	1960\1	1960\2
Units	ppb	ppb	ppb	ppb	ppb	ppb
Avge	-.3696	4.644	-1.7359	1.2455	5.1748	2.3111
SDev	.1285	.1189	1.6162	.58432	3.0457	1.0664
%RSD	34.75	2.56	93.105	46.914	58.856	46.145

Elems	2068/2	2068/1	Y_3710	*Y
Units	ppb	ppb	ppb	
Avge	3.2119	.78803	5.0000	19168.4
SDev	1.4003	.84256	0	58.549
%RSD	43.597	106.92	0	.30544

Method: ARMY Sample Name: K9AA0C Operator: KLC
Run Time: 04/06/09 18:46 Filename: I50406A
Mode: CONC Type: S Corr. Factor: 1.00000
Lab ID.: N.CANTON Cust. Smpl. ID.: Cust. ID.:

Elems	Ag	Al	As	B	Ba	Be
Units	ppb	ppb	ppb	ppb	ppb	ppb
Avge	49.30	1759.	1718.6	872.2	1796.	45.92
SDev	.3179	6.697	4.2046	2.529	2.79	.0543
%RSD	.6447	.3808	.24465	.29	.1553	.1182

Elems	Ca	Cd	Co	Cr	Cu	Fe
Units	ppb	ppb	ppb	ppb	ppb	ppb
Avge	44290.	45.79	457.7	179.4	225.0	996.1
SDev	50.2	.1813	.5867	.4342	.8734	7.646
%RSD	.1133	.3959	.1282	.2421	.3881	.7677

Elems	K	Mg	Mn	Mo	Na	Ni
Units	ppb	ppb	ppb	ppb	ppb	ppb
Avge	44070.	45050.	475.6	872.2	44690.	464.8
SDev	193.1	41.65	.3555	6.178	91.68	.8068
%RSD	.4381	.0925	.0748	.7084	.2051	.1736

Elems	Se	Pb	Sb	Sn	Ti	Tl
Units	ppb	ppb	ppb	ppb	ppb	ppb
Avge	1735.3	442.63	443.19	1808.	875.2	1813.0
SDev	8.2296	1.3523	1.5178	3.643	1.204	.78341
%RSD	.47424	.30552	.34248	.2015	.1375	.0432

Elems	V	Zn	2203\1	2203\2	1960\1	1960\2
Units	ppb	ppb	ppb	ppb	ppb	ppb
Avge	452.7	467.0	447.58	440.16	1813.7	1696.2
SDev	.1334	.2254	2.6789	.69005	2.0721	11.304
%RSD	.0295	.0483	.59852	.15677	.11424	.66642

Elems	2068/2	2068/1	Y_3710	*Y
Units	ppb	ppb	ppb	
Avge	409.42	460.05	5.0000	19020
SDev	.9249	2.7374	0	40.7291
%RSD	.2259	.59501	0	.21413

Method: ARMY Sample Name: K8842 Operator: KLC
Run Time: 04/06/09 18:51 Filename: I50406A
Mode: CONC Type: S Corr. Factor: 1.00000
Lab ID.: N.CANTON Cust. Smpl. ID.: Cust. ID.:

Elems	Ag	Al	As	B	Ba	Be
Units	ppb	ppb	ppb	ppb	ppb	ppb
Avge	-.3696	1631.	2.2497	27.13	64.95	.2992
SDev	.6605	7.556	1.5272	.959	.2588	.0375
%RSD	178.7	.4633	67.888	3.535	.3985	12.53

Elems	Ca	Cd	Co	Cr	Cu	Fe
Units	ppb	ppb	ppb	ppb	ppb	ppb
Avge	136100.	1.418	1.849	3.268	1.555	1574.
SDev	50.09	.028	.3042	.8735	.4987	21.55
%RSD	.0368	1.975	16.46	26.73	32.06	1.369

Elems	K	Mg	Mn	Mo	Na	Ni
Units	ppb	ppb	ppb	ppb	ppb	ppb
Avge	995.5	13990.	1499.	1.389	7549.	4.323
SDev	15	25.21	.0842	.2888	377.5	.2519
%RSD	1.507	.1802	.0056	20.78	5.001	5.828

Elems	Se	Pb	Sb	Sn	Ti	Tl
Units	ppb	ppb	ppb	ppb	ppb	ppb
Avge	4.0272	3.1431	2.0204	1.109	17.15	2.0943
SDev	2.8456	.91362	5.0523	3.528	.4799	3.2682
%RSD	70.659	29.068	250.06	318.1	2.799	156.05

Elems	V	Zn	2203\1	2203\2	1960\1	1960\2
Units	ppb	ppb	ppb	ppb	ppb	ppb
Avge	2.741	37.15	-1.8408	5.6313	6.5328	2.7763
SDev	1.103	.2578	5.3302	4.0308	.48952	4.0218
%RSD	40.24	.6939	289.55	71.579	7.4934	144.86

Elems	2068/2	2068/1	Y_3710	*Y
Units	ppb	ppb	ppb	
Avge	.77561	2.6418	5.0000	19097.6
SDev	3.6912	9.4175	0	38.7486
%RSD	475.91	356.47	0	.20289

Method: ARMY Sample Name: K8846 Operator: KLC
Run Time: 04/06/09 18:56 Filename: I50406A
Mode: CONC Type: S Corr. Factor: 1.00000
Lab ID.: N.CANTON Cust. Smpl. ID.: Cust. ID.:

Elems	Ag	Al	As	B	Ba	Be
Units	ppb	ppb	ppb	ppb	ppb	ppb
Avge	.4711	110.9	.60334	28.32	55.64	.2027
SDev	.8338	.6447	.3415	.1879	.1764	.0013
%RSD	177	.5811	56.602	.6634	.317	.6457

Elems	Ca	Cd	Co	Cr	Cu	Fe
Units	ppb	ppb	ppb	ppb	ppb	ppb
Avge	137800.	1.376	2.294	.1616	-1.153	201.2
SDev	94.97	.0145	.4182	.2656	.4375	4.659
%RSD	.0689	1.055	18.23	164.4	37.95	2.315

Elems	K	Mg	Mn	Mo	Na	Ni
Units	ppb	ppb	ppb	ppb	ppb	ppb
Avge	442.4	19600.	2000.	.7650	9037.	3.504
SDev	3.055	10.73	1.433	2.383	265.4	.3939
%RSD	.6904	.0547	.0717	311.5	2.937	11.24

Elems	Se	Pb	Sb	Sn	Ti	Tl
Units	ppb	ppb	ppb	ppb	ppb	ppb
Avge	1.6616	-.21875	-.19427	-.5044	-.5604	1.2625
SDev	.16883	.3692	.78318	.1035	.111	1.0721
%RSD	10.161	168.78	403.14	20.51	19.8	84.921

Elems	V	Zn	2203\1	2203\2	1960\1	1960\2
Units	ppb	ppb	ppb	ppb	ppb	ppb
Avge	-.6003	13.39	-4.5008	1.9191	3.2196	.88385
SDev	.2619	.2226	.74062	.18377	.8828	.69386
%RSD	43.63	1.663	16.455	9.5764	27.42	78.504

Elems	2068/2	2068/1	Y_3710	*Y
Units	ppb	ppb	ppb	
Avge	3.2390	-1.9084	5.0000	18996.2
SDev	.14453	1.102	0	31.1127
%RSD	4.4622	57.748	0	.16378

Method: ARMY Sample Name: K8847 Operator: KLC
Run Time: 04/06/09 19:00 Filename: I50406A
Mode: CONC Type: S Corr. Factor: 1.00000
Lab ID.: N.CANTON Cust. Smpl. ID.: Cust. ID.:

Elems	Ag	Al	As	B	Ba	Be
Units	ppb	ppb	ppb	ppb	ppb	ppb
Avge	1.203	2242.	3.2124	19.85	69.24	.2950
SDev	.9609	6.144	.48751	.4539	.2515	.0028
%RSD	79.91	.2741	15.176	2.287	.3633	.9423

Elems	Ca	Cd	Co	Cr	Cu	Fe
Units	ppb	ppb	ppb	ppb	ppb	ppb
Avge	152500.	.5943	1.101	5.012	9.886	2248.
SDev	135.3	.0948	.1422	.2006	.207	1.514
%RSD	.0887	15.96	12.91	4.002	2.094	.0674

Elems	K	Mg	Mn	Mo	Na	Ni
Units	ppb	ppb	ppb	ppb	ppb	ppb
Avge	1588.	19660.	30.15	.7787	22110.	3.662
SDev	8.065	13.57	.0251	1.193	3.129	.4458
%RSD	.5079	.069	.0831	153.3	.0142	12.17

Elems	Se	Pb	Sb	Sn	Ti	Tl
Units	ppb	ppb	ppb	ppb	ppb	ppb
Avge	1.1642	14.817	-.75114	-.5810	38.74	.94667
SDev	1.0154	1.2271	4.0848	.9946	.653	3.366
%RSD	87.213	8.2815	543.81	171.2	1.686	355.56

Elems	V	Zn	2203\1	2203\2	1960\1	1960\2
Units	ppb	ppb	ppb	ppb	ppb	ppb
Avge	5.683	131.0	14.502	14.974	8.1815	-2.3392
SDev	.3728	.337	.3299	1.675	2.745	.15182
%RSD	6.56	.2572	2.2748	11.186	33.551	6.4906

Elems	2068/2	2068/1	Y_3710	*Y
Units	ppb	ppb	ppb	
Avge	2.9735	-2.6107	5.0000	19040.2
SDev	1.9182	5.1665	0	46.669
%RSD	64.512	197.9	0	.2451

Method: ARMY Sample Name: K885D Operator: KLC
Run Time: 04/06/09 19:05 Filename: I50406A
Mode: CONC Type: S Corr. Factor: 1.00000
Lab ID.: N.CANTON Cust. Smpl. ID.: Cust. ID.:

Elems	Ag	Al	As	B	Ba	Be
Units	ppb	ppb	ppb	ppb	ppb	ppb
Avge	.4808	45.77	1.9305	28.02	43.21	.2345
SDev	.107	1.746	1.4688	2.72	.0858	.0091
%RSD	22.26	3.816	76.085	9.707	.1985	3.889

Elems	Ca	Cd	Co	Cr	Cu	Fe
Units	ppb	ppb	ppb	ppb	ppb	ppb
Avge	120900.	.1202	-.2883	.5525	-1.206	38.87
SDev	16.14	.0114	.197	.2881	.2101	2.896
%RSD	.0133	9.52	68.32	52.14	17.42	7.451

Elems	K	Mg	Mn	Mo	Na	Ni
Units	ppb	ppb	ppb	ppb	ppb	ppb
Avge	1042.	11110.	3.227	-.2868	16960.	.1024
SDev	2.143	.0691	.0496	0	25.96	.1929
%RSD	.2057	.0006	1.536	.0031	.1531	188.4

Elems	Se	Pb	Sb	Sn	Ti	Tl
Units	ppb	ppb	ppb	ppb	ppb	ppb
Avge	.18901	-1.2002	1.5708	5.412	-1.275	-.30619
SDev	1.5487	.28586	1.0828	8.262	0	2.323
%RSD	819.34	23.818	68.933	152.7	.0022	758.67

Elems	V	Zn	2203\1	2203\2	1960\1	1960\2
Units	ppb	ppb	ppb	ppb	ppb	ppb
Avge	-.4134	9.746	-1.6872	-.95708	.56616	.00072
SDev	.4548	.0151	1.4131	.2769	5.1117	.23016
%RSD	110	.1547	83.755	28.932	902.87	31711

Elems	2068/2	2068/1	Y_3710	*Y
Units	ppb	ppb	ppb	
Avge	1.6655	1.5236	5.0000	18961.9
SDev	.97854	2.112	0	.42536
%RSD	58.754	138.62	0	.00224

Method: ARMY Sample Name: K885G Operator: KLC
Run Time: 04/06/09 19:09 Filename: I50406A
Mode: CONC Type: S Corr. Factor: 1.00000
Lab ID.: N.CANTON Cust. Smpl. ID.: Cust. ID.:

Elems	Ag	Al	As	B	Ba	Be
Units	ppb	ppb	ppb	ppb	ppb	ppb
Avge	.5148	755.4	-.13697	557.5	84.59	.2520
SDev	.3528	2.482	.1932	.3557	.077	.001
%RSD	68.54	.3286	141.05	.0638	.091	.3995

Elems	Ca	Cd	Co	Cr	Cu	Fe
Units	ppb	ppb	ppb	ppb	ppb	ppb
Avge	133200.	.0053	.0503	1.693	-.4391	702.8
SDev	296.5	.0168	.1122	.021	.2751	2.137
%RSD	.2225	318.1	223.2	1.241	62.66	.3041

Elems	K	Mg	Mn	Mo	Na	Ni
Units	ppb	ppb	ppb	ppb	ppb	ppb
Avge	1592.	12570.	32.56	-.4922	18490.	.3389
SDev	6.528	27.04	.2123	.5967	50.05	.3396
%RSD	.41	.2152	.6522	121.2	.2706	100.2

Elems	Se	Pb	Sb	Sn	Ti	Tl
Units	ppb	ppb	ppb	ppb	ppb	ppb
Avge	6.4548	.41771	.17352	-2.157	7.117	1.4234
SDev	1.1184	.49081	.99047	.6352	.0077	2.8464
%RSD	17.326	117.5	570.8	29.45	.1089	199.98

Elems	V	Zn	2203\1	2203\2	1960\1	1960\2
Units	ppb	ppb	ppb	ppb	ppb	ppb
Avge	.7845	16.79	1.9017	-.32316	11.468	3.9519
SDev	.3547	.2711	1.7572	1.6131	3.3299	3.3392
%RSD	45.22	1.615	92.403	499.16	29.036	84.496

Elems	2068/2	2068/1	Y_3710	*Y
Units	ppb	ppb	ppb	
Avge	1.8108	-.64387	5.0000	18983.6
SDev	.34465	1.3129	0	20.6483
%RSD	19.033	203.91	0	.10876

Method: ARMY Sample Name: K885H Operator: KLC
Run Time: 04/06/09 19:14 Filename: I50406A
Mode: CONC Type: S Corr. Factor: 1.00000
Lab ID.: N.CANTON Cust. Smpl. ID.: Cust. ID.:

Elems	Ag	Al	As	B	Ba	Be
Units	ppb	ppb	ppb	ppb	ppb	ppb
Avge	-.2796	855.5	2.9999	102.5	237.2	.2651
SDev	.6168	6.882	.04248	1.091	.443	.0118
%RSD	220.6	.8044	1.4161	1.064	.1868	4.466

Elems	Ca	Cd	Co	Cr	Cu	Fe
Units	ppb	ppb	ppb	ppb	ppb	ppb
Avge	95940.	.6423	.9814	.3927	2.167	2018.
SDev	59.01	.0265	.5321	.9082	.043	3.051
%RSD	.0615	4.121	54.22	231.3	1.985	.1512

Elems	K	Mg	Mn	Mo	Na	Ni
Units	ppb	ppb	ppb	ppb	ppb	ppb
Avge	2601.	10270.	1142.	-2.581	1310.	.4988
SDev	19.64	4.084	.386	.2959	337.3	.7689
%RSD	.755	.0398	.0338	11.46	25.74	154.1

Elems	Se	Pb	Sb	Sn	Ti	Tl
Units	ppb	ppb	ppb	ppb	ppb	ppb
Avge	3.3791	1.0330	.62926	-.0652	14.18	-3.8860
SDev	.294	.9508	1.5754	.6002	2.22	.80757
%RSD	8.7004	92.041	250.36	920.7	15.66	20.782

Elems	V	Zn	2203\1	2203\2	1960\1	1960\2
Units	ppb	ppb	ppb	ppb	ppb	ppb
Avge	1.084	23.75	-1.6867	2.3909	6.2063	1.9677
SDev	.389	.0743	.87408	1.8619	1.1656	1.0227
%RSD	35.9	.313	51.821	77.875	18.781	51.975

Elems	2068/2	2068/1	Y_3710	*Y
Units	ppb	ppb	ppb	
Avge	-1.3145	1.5997	5.0000	19070
SDev	.09534	2.3143	0	11.8799
%RSD	7.2532	144.68	0	.06229

Method: ARMY Sample Name: CCV Operator: KLC
Run Time: 04/06/09 19:20 Filename: I50406A
Mode: CONC Type: Q Corr. Factor: 1.00000
Lab ID.: N.CANTON Cust. Smpl. ID.: Cust. ID.:

Elems	Ag	Al	As	B	Ba	Be
Units	ppb	ppb	ppb	ppb	ppb	ppb
Avge	942.9	23310.	460.78	4501.	1893.	1895.
SDev	.7664	12.86	2.1158	11.65	.6186	5.908
%RSD	.0813	.0552	.45917	.2589	.0327	.3117

Elems	Ca	Cd	Co	Cr	Cu	Fe
Units	ppb	ppb	ppb	ppb	ppb	ppb
Avge	47320.	486.8	1922.	1856.	1877.	23080.
SDev	190.4	2.72	7.169	6.46	2.835	100.3
%RSD	.4025	.5587	.373	.3481	.1511	.4348

Elems	K	Mg	Mn	Mo	Na	Ni
Units	ppb	ppb	ppb	ppb	ppb	ppb
Avge	46690.	48120.	1981.	1887.	45730.	1945.
SDev	34.83	282.6	6.229	15	546.7	7.999
%RSD	.0746	.5873	.3145	.7949	1.196	.4112

Elems	Se	Pb	Sb	Sn	Ti	Tl
Units	ppb	ppb	ppb	ppb	ppb	ppb
Avge	451.61	472.80	451.27	4787.	4566.	967.24
SDev	.36794	1.1782	12.937	25.76	9.01	10.675
%RSD	.08147	.24919	2.8668	.5381	.1973	1.1036

Elems	V	Zn	2203\1	2203\2	1960\1	1960\2
Units	ppb	ppb	ppb	ppb	ppb	ppb
Avge	1887.	1886.	472.26	473.08	470.93	441.97
SDev	5.799	4.039	4.5226	4.0244	3.7236	2.4107
%RSD	.3073	.2142	.95765	.85068	.7907	.54544

Elems	2068/2	2068/1	Y_3710	*Y
Units	ppb	ppb	ppb	
Avge	420.81	466.48	5.0000	18852.7
SDev	3.4762	21.131	0	94.0452
%RSD	.82607	4.5299	0	.49884

Method: ARMY Sample Name: CCB Operator: KLC
Run Time: 04/06/09 19:26 Filename: I50406A
Mode: CONC Type: Q Corr. Factor: 1.00000
Lab ID.: N.CANTON Cust. Smpl. ID.: Cust. ID.:

Elems	Ag	Al	As	B	Ba	Be
Units	ppb	ppb	ppb	ppb	ppb	ppb
Avge	.9431	-3.029	2.2001	6.674	.0747	.2364
SDev	.589	5.128	.38256	2.087	.2124	.0098
%RSD	62.46	169.3	17.388	31.26	284.3	4.136

Elems	Ca	Cd	Co	Cr	Cu	Fe
Units	ppb	ppb	ppb	ppb	ppb	ppb
Avge	146.8	-.0398	-.0293	.0765	-1.951	3.958
SDev	1.396	.0735	.1125	.4791	.3247	4.352
%RSD	.9509	184.5	384.7	626.5	16.64	110

Elems	K	Mg	Mn	Mo	Na	Ni
Units	ppb	ppb	ppb	ppb	ppb	ppb
Avge	150.5	1.667	.1725	3.611	-572.0	-1.126
SDev	6.045	.6918	.06	2.24	233	1.061
%RSD	4.016	41.51	34.76	62.03	40.73	94.17

Elems	Se	Pb	Sb	Sn	Ti	Tl
Units	ppb	ppb	ppb	ppb	ppb	ppb
Avge	2.8747	.02141	-.71327	.3743	-.0067	-.38160
SDev	.70451	.58216	.70418	.2704	0	.76877
%RSD	24.508	2718	98.726	72.24	0	201.45

Elems	V	Zn	2203\1	2203\2	1960\1	1960\2
Units	ppb	ppb	ppb	ppb	ppb	ppb
Avge	-.5004	9.794	1.7666	-.84986	3.2330	2.6958
SDev	.1925	.2195	.84466	1.2945	5.6944	1.7867
%RSD	38.48	2.242	47.813	152.32	176.13	66.276

Elems	2068/2	2068/1	Y_3710	*Y
Units	ppb	ppb	ppb	
Avge	1.0952	-1.6162	5.0000	18962.9
SDev	.4086	.85175	0	18.5256
%RSD	37.308	52.702	0	.09769

Method: ARMY Sample Name: K885J Operator: KLC
Run Time: 04/06/09 19:30 Filename: I50406A
Mode: CONC Type: S Corr. Factor: 1.00000
Lab ID.: N.CANTON Cust. Smpl. ID.: Cust. ID.:

Elems	Ag	Al	As	B	Ba	Be
Units	ppb	ppb	ppb	ppb	ppb	ppb
Avge	.1841	-65.66	.42175	438.8	86.27	.2087
SDev	.4489	9.422	1.5115	.2934	.1602	.0109
%RSD	243.8	14.35	358.39	.0669	.1857	5.235

Elems	Ca	Cd	Co	Cr	Cu	Fe
Units	ppb	ppb	ppb	ppb	ppb	ppb
Avge	174100.	.1737	22.09	-1.618	-1.909	4006.
SDev	284.5	.1749	.7656	.8149	.3978	7.681
%RSD	.1634	100.7	3.466	50.36	20.84	.1918

Elems	K	Mg	Mn	Mo	Na	Ni
Units	ppb	ppb	ppb	ppb	ppb	ppb
Avge	1796.	21820.	10020.	-1.722	15180.	11.43
SDev	34.78	30.72	25.98	.0007	506.5	.0374
%RSD	1.936	.1408	.2592	.0391	3.337	.3274

Elems	Se	Pb	Sb	Sn	Ti	Tl
Units	ppb	ppb	ppb	ppb	ppb	ppb
Avge	1.4864	-.12454	-2.8534	-.3330	-1.830	-5.5840
SDev	.40313	.92111	2.887	1.278	.1173	.69688
%RSD	27.122	739.57	101.18	383.7	6.407	12.48

Elems	V	Zn	2203\1	2203\2	1960\1	1960\2
Units	ppb	ppb	ppb	ppb	ppb	ppb
Avge	-.5664	6.694	-3.8671	1.7439	.25047	2.1034
SDev	.0003	.0371	2.1474	2.4531	4.5454	1.6649
%RSD	.0558	.5548	55.529	140.66	1814.7	79.153

Elems	2068/2	2068/1	Y_3710	*Y
Units	ppb	ppb	ppb	
Avge	-.49099	-4.0329	5.0000	18957.5
SDev	.45462	4.1013	0	53.5992
%RSD	92.594	101.7	0	.28273

Method: ARMY Sample Name: K885K Operator: KLC
Run Time: 04/06/09 19:35 Filename: I50406A
Mode: CONC Type: S Corr. Factor: 1.00000
Lab ID.: N.CANTON Cust. Smpl. ID.: Cust. ID.:

Elems	Ag	Al	As	B	Ba	Be
Units	ppb	ppb	ppb	ppb	ppb	ppb
Avge	1.287	452.3	2.9193	29.99	43.85	.2713
SDev	.3757	2.59	1.9066	1.941	.454	.0211
%RSD	29.2	.5726	65.312	6.472	1.035	7.76

Elems	Ca	Cd	Co	Cr	Cu	Fe
Units	ppb	ppb	ppb	ppb	ppb	ppb
Avge	86200.	.2070	.3877	.8876	-.2477	404.1
SDev	557.1	.0961	.1397	.1845	.9335	16.25
%RSD	.6463	46.44	36.04	20.79	376.9	4.02

Elems	K	Mg	Mn	Mo	Na	Ni
Units	ppb	ppb	ppb	ppb	ppb	ppb
Avge	1405.	14370.	16.48	1.077	15070.	-.3124
SDev	6.638	111.2	.5545	1.347	219.6	.1015
%RSD	.4724	.7744	3.364	125	1.458	32.48

Elems	Se	Pb	Sb	Sn	Ti	Tl
Units	ppb	ppb	ppb	ppb	ppb	ppb
Avge	.66006	-.41634	3.0349	1.588	4.652	2.5908
SDev	1.3335	.41819	2.1733	.5851	.3516	2.2629
%RSD	202.03	100.44	71.61	36.86	7.559	87.344

Elems	V	Zn	2203\1	2203\2	1960\1	1960\2
Units	ppb	ppb	ppb	ppb	ppb	ppb
Avge	1.158	6.454	-4.2224	1.4838	-2.1383	2.0571
SDev	.5577	.0456	3.6147	1.1777	2.5527	.72484
%RSD	48.18	.7058	85.608	79.366	119.38	35.235

Elems	2068/2	2068/1	Y_3710	*Y
Units	ppb	ppb	ppb	
Avge	2.5968	3.2537	5.0000	19033.8
SDev	.32636	3.4213	0	68.1654
%RSD	12.568	105.15	0	.35812

Method: ARMY Sample Name: K886F Operator: KLC
Run Time: 04/06/09 19:39 Filename: I50406A
Mode: CONC Type: S Corr. Factor: 1.00000
Lab ID.: N.CANTON Cust. Smpl. ID.: Cust. ID.:

Elems	Ag	Al	As	B	Ba	Be
Units	ppb	ppb	ppb	ppb	ppb	ppb
Avge	.3747	2.919	-.82561	13.15	38.47	.2070
SDev	.5367	.7367	.40698	.016	.0302	.0095
%RSD	143.2	25.24	49.294	.1218	.0786	4.604

Elems	Ca	Cd	Co	Cr	Cu	Fe
Units	ppb	ppb	ppb	ppb	ppb	ppb
Avge	284900.	.0215	-.0304	.8300	-1.917	34.60
SDev	356.9	.0326	.0559	.3868	.4297	3.985
%RSD	.1253	151.4	184.1	46.6	22.42	11.52

Elems	K	Mg	Mn	Mo	Na	Ni
Units	ppb	ppb	ppb	ppb	ppb	ppb
Avge	415.6	12730.	1.139	-.7041	19620.	-.1991
SDev	6.684	20.24	.0686	.5986	276.8	1.598
%RSD	1.608	.1591	6.029	85.02	1.411	802.7

Elems	Se	Pb	Sb	Sn	Ti	Tl
Units	ppb	ppb	ppb	ppb	ppb	ppb
Avge	3.8922	-.23785	-.25763	-.9458	-4.458	.17855
SDev	.41988	.64971	.13975	1.005	.0035	3.144
%RSD	10.788	273.16	54.246	106.3	.0777	1760.8

Elems	V	Zn	2203\1	2203\2	1960\1	1960\2
Units	ppb	ppb	ppb	ppb	ppb	ppb
Avge	-.7817	8.025	-1.8362	.56014	8.5541	1.5647
SDev	.0658	.1837	.446	1.1968	2.3978	.5676
%RSD	8.419	2.29	24.289	213.65	28.031	36.275

Elems	2068/2	2068/1	Y_3710	*Y
Units	ppb	ppb	ppb	
Avge	1.7249	-1.2474	5.0000	18904
SDev	2.1392	1.2775	0	14.7084
%RSD	124.02	102.41	0	.0778

Method: ARMY Sample Name: K886FL Operator: KLC
Run Time: 04/06/09 19:44 Filename: I50406A
Mode: CONC Type: S Corr. Factor: 1.00000
Lab ID.: N.CANTON Cust. Smpl. ID.: Cust. ID.:

Elems	Ag	Al	As	B	Ba	Be
Units	ppb	ppb	ppb	ppb	ppb	ppb
Avge	.6173	3.166	1.5093	3.553	7.923	.2099
SDev	.3209	1.134	.201	.262	.0447	.009
%RSD	51.99	35.84	13.317	7.373	.5636	4.281

Elems	Ca	Cd	Co	Cr	Cu	Fe
Units	ppb	ppb	ppb	ppb	ppb	ppb
Avge	58210.	.0139	-.2881	.6363	-2.178	11.15
SDev	48.07	.23	.0845	.0724	.5221	4.348
%RSD	.0826	1649	29.31	11.38	23.97	38.99

Elems	K	Mg	Mn	Mo	Na	Ni
Units	ppb	ppb	ppb	ppb	ppb	ppb
Avge	203.2	2594.	.4600	-.4986	3971.	.5785
SDev	.9443	1.986	.0299	.2982	123.2	.9636
%RSD	.4646	.0766	6.51	59.81	3.102	166.6

Elems	Se	Pb	Sb	Sn	Ti	Tl
Units	ppb	ppb	ppb	ppb	ppb	ppb
Avge	2.9156	-.49021	.65338	1.507	-.6404	-.04705
SDev	.32509	.4928	.96803	.1348	.0002	1.8275
%RSD	11.15	100.53	148.16	8.945	.0273	3884.1

Elems	V	Zn	2203\1	2203\2	1960\1	1960\2
Units	ppb	ppb	ppb	ppb	ppb	ppb
Avge	-.7574	4.805	.01687	-.74337	1.6191	3.5629
SDev	.4223	.1937	.78099	1.1287	1.6499	1.3111
%RSD	55.76	4.032	4627	151.84	101.9	36.798

Elems	2068/2	2068/1	Y_3710	*Y
Units	ppb	ppb	ppb	
Avge	.47139	.74424	5.0000	18972.7
SDev	1.0604	.92193	0	5.23286
%RSD	224.94	123.88	0	.02758

Method: ARMY Sample Name: K886FX Operator: KLC
Run Time: 04/06/09 19:49 Filename: I50406A
Mode: CONC Type: S Corr. Factor: 1.00000
Lab ID.: N.CANTON Cust. Smpl. ID.: Cust. ID.:

Elems	Ag	Al	As	B	Ba	Be
Units	ppb	ppb	ppb	ppb	ppb	ppb
Avge	.5419	-2.169	2.2847	11.28	37.77	.2247
SDev	.3215	1.144	2.3316	1.321	.006	.019
%RSD	59.32	52.76	102.05	11.71	.0158	8.437

Elems	Ca	Cd	Co	Cr	Cu	Fe
Units	ppb	ppb	ppb	ppb	ppb	ppb
Avge	279700.	-.0808	-.2889	.1799	-1.862	7.312
SDev	482.2	.0748	.0275	.4312	.7498	7.629
%RSD	.1724	92.54	9.531	239.8	40.27	104.3

Elems	K	Mg	Mn	Mo	Na	Ni
Units	ppb	ppb	ppb	ppb	ppb	ppb
Avge	401.2	12490.	.1589	-.0736	19070.	-.0320
SDev	7.154	25.85	.0402	.8973	168.3	.1909
%RSD	1.783	.207	25.31	1218	.8823	596.1

Elems	Se	Pb	Sb	Sn	Ti	Tl
Units	ppb	ppb	ppb	ppb	ppb	ppb
Avge	1.2290	-.86448	2.1212	-1.919	-4.371	-.96970
SDev	.73045	.53844	.36274	.0997	.1067	2.0444
%RSD	59.436	62.285	17.101	5.196	2.441	210.83

Elems	V	Zn	2203\1	2203\2	1960\1	1960\2
Units	ppb	ppb	ppb	ppb	ppb	ppb
Avge	-.6420	3.030	-1.1336	-.73012	5.6346	-.97053
SDev	.261	.276	.60688	.50427	1.2676	1.728
%RSD	40.66	9.109	53.535	69.068	22.497	178.04

Elems	2068/2	2068/1	Y_3710	*Y
Units	ppb	ppb	ppb	
Avge	3.8091	1.2785	5.0000	18939
SDev	.42338	.75522	0	24.0416
%RSD	11.115	59.071	0	.12694

Method: ARMY Sample Name: K886FS Operator: KLC
Run Time: 04/06/09 19:53 Filename: I50406A
Mode: CONC Type: S Corr. Factor: 1.00000
Lab ID.: N.CANTON Cust. Smpl. ID.: Cust. ID.:

Elems	Ag	Al	As	B	Ba	Be
Units	ppb	ppb	ppb	ppb	ppb	ppb
Avge	53.31	1925.	1898.4	958.4	2007.	49.54
SDev	.2177	4.267	3.3961	4.046	2.979	.1148
%RSD	.4084	.2216	.17889	.4222	.1484	.2317

Elems	Ca	Cd	Co	Cr	Cu	Fe
Units	ppb	ppb	ppb	ppb	ppb	ppb
Avge	335700.	48.81	493.5	192.5	245.7	1062.
SDev	507.2	.0788	1.136	.7917	.1498	.5303
%RSD	.1511	.1614	.2302	.4113	.061	.0499

Elems	K	Mg	Mn	Mo	Na	Ni
Units	ppb	ppb	ppb	ppb	ppb	ppb
Avge	49100.	61710.	521.0	945.4	67810.	499.7
SDev	57.49	93.26	.689	7.015	473.8	.4679
%RSD	.1171	.1511	.1322	.7419	.6986	.0936

Elems	Se	Pb	Sb	Sn	Ti	Tl
Units	ppb	ppb	ppb	ppb	ppb	ppb
Avge	1878.4	474.22	491.08	1967.	945.4	1945.8
SDev	2.6561	1.9109	.12934	6.602	1.14	4.7786
%RSD	.1414	.40295	.02633	.3356	.1206	.24558

Elems	V	Zn	2203\1	2203\2	1960\1	1960\2
Units	ppb	ppb	ppb	ppb	ppb	ppb
Avge	488.7	504.7	476.92	472.87	1960.7	1837.3
SDev	.2024	1.01	.58207	2.5743	.03702	3.9638
%RSD	.0414	.2002	.12204	.54439	.00188	.21573

Elems	2068/2	2068/1	Y_3710	*Y
Units	ppb	ppb	ppb	
Avge	452.98	510.11	5.0000	18759.4
SDev	.79495	.59079	0	22.6274
%RSD	.17549	.11581	0	.12061

Method: ARMY Sample Name: K886N Operator: KLC
Run Time: 04/06/09 19:59 Filename: I50406A
Mode: CONC Type: S Corr. Factor: 1.00000
Lab ID.: N.CANTON Cust. Smpl. ID.: Cust. ID.:

Elems	Ag	Al	As	B	Ba	Be
Units	ppb	ppb	ppb	ppb	ppb	ppb
Avge	.6635	3.190	.34809	12.05	38.12	.2392
SDev	.3439	4.818	.12285	1.509	.2391	.0025
%RSD	51.83	151	35.293	12.52	.6274	1.035

Elems	Ca	Cd	Co	Cr	Cu	Fe
Units	ppb	ppb	ppb	ppb	ppb	ppb
Avge	282000.	.0439	.1894	.1824	-2.065	51.86
SDev	140.5	.0313	.2542	.4787	.5004	2.3
%RSD	.0498	71.32	134.2	262.5	24.23	4.435

Elems	K	Mg	Mn	Mo	Na	Ni
Units	ppb	ppb	ppb	ppb	ppb	ppb
Avge	411.6	12620.	.7372	2.575	19250.	.2444
SDev	11.69	2.26	.0373	2.254	151.5	.8658
%RSD	2.839	.0179	5.062	87.52	.7868	354.2

Elems	Se	Pb	Sb	Sn	Ti	Tl
Units	ppb	ppb	ppb	ppb	ppb	ppb
Avge	3.6086	-1.3180	1.4743	-.7089	-4.220	1.5530
SDev	.205	.6463	1.7254	.8678	.3263	1.1668
%RSD	5.6811	49.037	117.03	122.4	7.731	75.132

Elems	V	Zn	2203\1	2203\2	1960\1	1960\2
Units	ppb	ppb	ppb	ppb	ppb	ppb
Avge	-.6171	10.73	-1.4589	-1.2476	7.4456	1.6930
SDev	.2958	.1352	1.2216	1.5789	1.7829	1.1975
%RSD	47.93	1.261	83.734	126.55	23.945	70.73

Elems	2068/2	2068/1	Y_3710	*Y
Units	ppb	ppb	ppb	
Avge	2.7804	.82223	5.0000	18899.7
SDev	.57438	2.8736	0	49.6397
%RSD	20.659	349.48	0	.26264

Method: ARMY Sample Name: K886R Operator: KLC
Run Time: 04/06/09 20:03 Filename: I50406A
Mode: CONC Type: S Corr. Factor: 1.00000
Lab ID.: N.CANTON Cust. Smpl. ID.: Cust. ID.:

Elems	Ag	Al	As	B	Ba	Be
Units	ppb	ppb	ppb	ppb	ppb	ppb
Avge	.4000	520.7	1.2590	55.07	35.21	.2461
SDev	.1171	6.436	.68061	1.406	.1194	.0071
%RSD	29.28	1.236	54.058	2.553	.3392	2.866

Elems	Ca	Cd	Co	Cr	Cu	Fe
Units	ppb	ppb	ppb	ppb	ppb	ppb
Avge	84690.	.0719	2.004	4.905	-1.779	441.8
SDev	32.74	.1221	.8615	.2749	.2372	1.674
%RSD	.0387	169.8	42.99	5.604	13.33	.379

Elems	K	Mg	Mn	Mo	Na	Ni
Units	ppb	ppb	ppb	ppb	ppb	ppb
Avge	1213.	53690.	112.4	2.941	11400.	4.992
SDev	.5985	3.693	.0112	.4325	175.7	.2244
%RSD	.0494	.0069	.0099	14.71	1.542	4.496

Elems	Se	Pb	Sb	Sn	Ti	Tl
Units	ppb	ppb	ppb	ppb	ppb	ppb
Avge	3.2021	-.13641	1.1883	-.1191	2.508	-.79068
SDev	4.0747	.21437	3.6431	.4592	.0055	2.3865
%RSD	127.25	157.14	306.59	385.6	.218	301.83

Elems	V	Zn	2203\1	2203\2	1960\1	1960\2
Units	ppb	ppb	ppb	ppb	ppb	ppb
Avge	-.0583	10.04	-1.8509	.71955	4.8947	2.3570
SDev	.1926	.1756	1.3838	1.0123	6.3206	2.9534
%RSD	330.5	1.749	74.764	140.68	129.13	125.3

Elems	2068/2	2068/1	Y_3710	*Y
Units	ppb	ppb	ppb	
Avge	.94756	1.3084	5.0000	19119.2
SDev	1.2385	4.8437	0	41.577
%RSD	130.7	370.19	0	.21746

Method: ARMY Sample Name: K886V Operator: KLC
Run Time: 04/06/09 20:08 Filename: I50406A
Mode: CONC Type: S Corr. Factor: 1.00000
Lab ID.: N.CANTON Cust. Smpl. ID.: Cust. ID.:

Elems	Ag	Al	As	B	Ba	Be
Units	ppb	ppb	ppb	ppb	ppb	ppb
Avge	1.056	-58.40	9.3038	6.383	87.79	.2761
SDev	.0214	2.766	2.664	1.158	.1671	.0005
%RSD	2.024	4.737	28.633	18.15	.1903	.171

Elems	Ca	Cd	Co	Cr	Cu	Fe
Units	ppb	ppb	ppb	ppb	ppb	ppb
Avge	147700.	-.0348	17.46	.1256	-1.963	14990.
SDev	56.34	.0187	.0482	.2165	.1096	23.12
%RSD	.0381	53.6	.2762	172.4	5.586	.1542

Elems	K	Mg	Mn	Mo	Na	Ni
Units	ppb	ppb	ppb	ppb	ppb	ppb
Avge	397.3	22710.	4663.	1.754	14010.	17.61
SDev	5.533	4.628	3.885	.597	126.1	.7621
%RSD	1.392	.0204	.0833	34.03	.9	4.327

Elems	Se	Pb	Sb	Sn	Ti	Tl
Units	ppb	ppb	ppb	ppb	ppb	ppb
Avge	3.6202	-.88425	-2.5733	-2.275	-2.460	-.34579
SDev	1.6224	.17117	1.2774	1.938	.1108	.73822
%RSD	44.814	19.358	49.64	85.2	4.504	213.49

Elems	V	Zn	2203\1	2203\2	1960\1	1960\2
Units	ppb	ppb	ppb	ppb	ppb	ppb
Avge	-.7174	5.496	-1.0751	-.78894	4.1183	3.3716
SDev	.1949	.0735	.86413	.17479	2.5057	1.1814
%RSD	27.17	1.337	80.374	22.155	60.843	35.039

Elems	2068/2	2068/1	Y_3710	*Y
Units	ppb	ppb	ppb	
Avge	-.70419	-3.5065	5.0000	18984.5
SDev	.52711	1.652	0	8.62615
%RSD	74.853	47.113	0	.04543

Method: ARMY Sample Name: K8860 Operator: KLC
Run Time: 04/06/09 20:12 Filename: I50406A
Mode: CONC Type: S Corr. Factor: 1.00000
Lab ID.: N.CANTON Cust. Smpl. ID.: Cust. ID.:

Elems	Ag	Al	As	B	Ba	Be
Units	ppb	ppb	ppb	ppb	ppb	ppb
Avge	1.038	.4357	3.5885	103.0	69.76	.2254
SDev	.1901	4.079	.59592	.1286	.1599	.0043
%RSD	18.32	936.2	16.606	.1248	.2291	1.928

Elems	Ca	Cd	Co	Cr	Cu	Fe
Units	ppb	ppb	ppb	ppb	ppb	ppb
Avge	174600.	.0591	.9240	.6825	-2.514	3320.
SDev	81.09	.0398	.2218	.0401	.7291	12.66
%RSD	.0465	67.31	24	5.869	29	.3814

Elems	K	Mg	Mn	Mo	Na	Ni
Units	ppb	ppb	ppb	ppb	ppb	ppb
Avge	1170.	60040.	261.2	.0613	17080.	2.929
SDev	.8141	29.59	.2315	.456	157.8	.1224
%RSD	.0696	.0493	.0886	743.9	.9241	4.177

Elems	Se	Pb	Sb	Sn	Ti	Tl
Units	ppb	ppb	ppb	ppb	ppb	ppb
Avge	2.2476	-.53232	-.77469	-.7570	-2.856	1.4202
SDev	.6102	.433	.3228	2.348	.4345	3.5451
%RSD	27.15	81.342	41.669	310.1	15.21	249.61

Elems	V	Zn	2203\1	2203\2	1960\1	1960\2
Units	ppb	ppb	ppb	ppb	ppb	ppb
Avge	-1.052	5.733	-2.6868	.54331	10.636	-1.9403
SDev	.0663	.2499	.15218	.72516	3.353	.75913
%RSD	6.303	4.358	5.6641	133.47	31.526	39.126

Elems	2068/2	2068/1	Y_3710	*Y
Units	ppb	ppb	ppb	
Avge	3.6665	-2.9920	5.0000	18978.2
SDev	1.1297	.08001	0	89.0954
%RSD	30.811	2.6745	0	.46946

Method: ARMY Sample Name: CCV Operator: KLC
Run Time: 04/06/09 20:18 Filename: I50406A
Mode: CONC Type: Q Corr. Factor: 1.00000
Lab ID.: N.CANTON Cust. Smpl. ID.: Cust. ID.:

Elems	Ag	Al	As	B	Ba	Be
Units	ppb	ppb	ppb	ppb	ppb	ppb
Avge	943.4	23280.	457.96	Q4451.	1882.	1891.
SDev	1.083	23.07	1.5638	8.014	1.337	.044
%RSD	.1149	.0991	.34146	.18	.071	.0023

Elems	Ca	Cd	Co	Cr	Cu	Fe
Units	ppb	ppb	ppb	ppb	ppb	ppb
Avge	47220.	487.0	1915.	1850.	1872.	22880.
SDev	22.11	.7679	.9306	.3378	1.83	3.319
%RSD	.0468	.1577	.0486	.0183	.0978	.0145

Elems	K	Mg	Mn	Mo	Na	Ni
Units	ppb	ppb	ppb	ppb	ppb	ppb
Avge	46630.	48160.	1981.	1884.	46240.	1949.
SDev	10.25	21.03	.3498	9.447	15.35	1.244
%RSD	.022	.0437	.0177	.5014	.0332	.0638

Elems	Se	Pb	Sb	Sn	Ti	Tl
Units	ppb	ppb	ppb	ppb	ppb	ppb
Avge	456.07	470.00	454.70	4779.	4538.	965.87
SDev	2.7263	.90373	1.5522	4.987	1.324	.07531
%RSD	.59777	.19228	.34136	.1044	.0292	.00779

Elems	V	Zn	2203\1	2203\2	1960\1	1960\2
Units	ppb	ppb	ppb	ppb	ppb	ppb
Avge	1876.	1882.	475.54	467.24	475.60	446.33
SDev	.4847	.6234	1.7355	.48844	.73487	3.7205
%RSD	.0258	.0331	.36496	.10453	.15451	.83358

Elems	2068/2	2068/1	Y_3710	*Y
Units	ppb	ppb	ppb	
Avge	422.35	470.84	5.0000	18963.1
SDev	5.2538	.29587	0	8.34303
%RSD	1.2439	.06283	0	.04399

Method: ARMY Sample Name: CCB Operator: KLC
Run Time: 04/06/09 20:24 Filename: I50406A
Mode: CONC Type: Q Corr. Factor: 1.00000
Lab ID.: N.CANTON Cust. Smpl. ID.: Cust. ID.:

Elems	Ag	Al	As	B	Ba	Be
Units	ppb	ppb	ppb	ppb	ppb	ppb
Avge	.5117	-5.562	.66295	6.146	-.0171	.2519
SDev	.1066	1.009	1.4102	2.466	.0848	.0167
%RSD	20.82	18.14	212.71	40.13	495.1	6.61

Elems	Ca	Cd	Co	Cr	Cu	Fe
Units	ppb	ppb	ppb	ppb	ppb	ppb
Avge	77.99	-.0813	-.1468	.2062	-2.228	12.13
SDev	.1897	.0809	.2795	.0461	.3009	1.452
%RSD	.2432	99.51	190.5	22.37	13.5	11.97

Elems	K	Mg	Mn	Mo	Na	Ni
Units	ppb	ppb	ppb	ppb	ppb	ppb
Avge	154.2	-1.922	.0935	4.210	-757.9	.1601
SDev	1.42	2.657	.0301	1.934	206.8	.1894
%RSD	.921	138.3	32.16	45.94	27.29	118.3

Elems	Se	Pb	Sb	Sn	Ti	Tl
Units	ppb	ppb	ppb	ppb	ppb	ppb
Avge	4.3564	.08954	.83768	-.8645	.4662	-.36648
SDev	4.0489	.33904	2.2873	.264	.0006	1.1695
%RSD	92.942	378.62	273.05	30.54	.1332	319.11

Elems	V	Zn	2203\1	2203\2	1960\1	1960\2
Units	ppb	ppb	ppb	ppb	ppb	ppb
Avge	-.6378	5.689	1.6203	-.67471	7.4121	2.8308
SDev	.1919	.1088	.5586	.78719	6.822	2.6644
%RSD	30.09	1.913	34.474	116.67	92.039	94.123

Elems	2068/2	2068/1	Y_3710	*Y
Units	ppb	ppb	ppb	
Avge	2.5308	-.00758	5.0000	19062.1
SDev	2.265	2.2985	0	25.0318
%RSD	89.497	30301	0	.13131

Method: ARMY Sample Name: K8862 Operator: KLC
Run Time: 04/06/09 20:29 Filename: I50406A
Mode: CONC Type: S Corr. Factor: 1.00000
Lab ID.: N.CANTON Cust. Smpl. ID.: Cust. ID.:

Elems	Ag	Al	As	B	Ba	Be
Units	ppb	ppb	ppb	ppb	ppb	ppb
Avge	.2043	1831.	2.4080	73.45	49.14	.3346
SDev	.8136	13.69	.81854	.4441	.034	.0185
%RSD	398.2	.7477	33.993	.6047	.0691	5.537

Elems	Ca	Cd	Co	Cr	Cu	Fe
Units	ppb	ppb	ppb	ppb	ppb	ppb
Avge	126800.	.0359	1.323	3.081	-.7973	1856.
SDev	172.9	.0967	.2242	1.15	.0441	5.627
%RSD	.1363	269.2	16.95	37.33	5.536	.3032

Elems	K	Mg	Mn	Mo	Na	Ni
Units	ppb	ppb	ppb	ppb	ppb	ppb
Avge	2028.	34000.	272.1	1.416	14580.	3.274
SDev	39.32	27.36	.0316	.5935	393.1	1.01
%RSD	1.939	.0804	.0116	41.91	2.696	30.83

Elems	Se	Pb	Sb	Sn	Ti	Tl
Units	ppb	ppb	ppb	ppb	ppb	ppb
Avge	1.2987	1.2481	2.6712	-1.612	20.20	.52397
SDev	.86911	.11832	.77415	.2682	.1259	.57289
%RSD	66.921	9.4801	28.982	16.63	.6234	109.34

Elems	V	Zn	2203\1	2203\2	1960\1	1960\2
Units	ppb	ppb	ppb	ppb	ppb	ppb
Avge	3.308	20.25	-3.1015	3.4196	1.4576	1.2194
SDev	.3271	.1402	3.4191	1.8844	8.2338	2.8077
%RSD	9.891	.692	110.24	55.105	564.88	230.26

Elems	2068/2	2068/1	Y_3710	*Y
Units	ppb	ppb	ppb	
Avge	-.54449	4.2766	5.0000	18963.4
SDev	6.9993	4.6551	0	13.0097
%RSD	1285.5	108.85	0	.0686

Method: ARMY Sample Name: K8864 Operator: KLC
Run Time: 04/06/09 20:33 Filename: I50406A
Mode: CONC Type: S Corr. Factor: 1.00000
Lab ID.: N.CANTON Cust. Smpl. ID.: Cust. ID.:

Elems	Ag	Al	As	B	Ba	Be
Units	ppb	ppb	ppb	ppb	ppb	ppb
Avge	.6994	-8.965	1.0685	103.6	51.83	.2643
SDev	.7939	.847	1.0274	.5405	.1694	.0219
%RSD	113.5	9.449	96.149	.5219	.3269	8.302

Elems	Ca	Cd	Co	Cr	Cu	Fe
Units	ppb	ppb	ppb	ppb	ppb	ppb
Avge	187300.	.0425	3.712	4.190	-1.877	2356.
SDev	316.6	.0909	.3546	.4814	.1564	10.72
%RSD	.169	213.9	9.554	11.49	8.333	.4549

Elems	K	Mg	Mn	Mo	Na	Ni
Units	ppb	ppb	ppb	ppb	ppb	ppb
Avge	1578.	38250.	3079.	-1.419	15490.	3.819
SDev	15.31	55.36	4.152	1.343	211.4	.1173
%RSD	.97	.1448	.1348	94.64	1.364	3.071

Elems	Se	Pb	Sb	Sn	Ti	Tl
Units	ppb	ppb	ppb	ppb	ppb	ppb
Avge	3.3502	.01243	.45004	.1823	-2.621	-1.2496
SDev	1.2049	.75793	.30277	.9233	.0993	1.1749
%RSD	35.964	6096.6	67.278	506.5	3.789	94.021

Elems	V	Zn	2203\1	2203\2	1960\1	1960\2
Units	ppb	ppb	ppb	ppb	ppb	ppb
Avge	-1.257	6.949	-2.3231	1.1784	7.2480	1.4042
SDev	.1934	.3419	1.1791	1.725	3.8432	.1123
%RSD	15.38	4.92	50.757	146.38	53.024	7.9978

Elems	2068/2	2068/1	Y_3710	*Y
Units	ppb	ppb	ppb	
Avge	2.2690	-.45809	5.0000	18965.7
SDev	1.308	1.1069	0	92.3479
%RSD	57.644	241.64	0	.48692

Method: ARMY Sample Name: K9D2LB Operator: KLC
Run Time: 04/06/09 20:39 Filename: I50406A
Mode: CONC Type: S Corr. Factor: 1.00000
Lab ID.: N.CANTON Cust. Smpl. ID.: Cust. ID.:

Elems	Ag	Al	As	B	Ba	Be
Units	ppb	ppb	ppb	ppb	ppb	ppb
Avge	.7361	6.605	.97518	5.665	1.162	.2758
SDev	.0847	3.537	1.4565	2.156	.249	.0439
%RSD	11.5	53.55	149.36	38.06	21.43	15.93

Elems	Ca	Cd	Co	Cr	Cu	Fe
Units	ppb	ppb	ppb	ppb	ppb	ppb
Avge	298.8	.0945	.0721	.9663	-.8861	47.22
SDev	2.02	.1747	.1946	.0451	1.282	24.64
%RSD	.676	184.9	270.1	4.666	144.7	52.18

Elems	K	Mg	Mn	Mo	Na	Ni
Units	ppb	ppb	ppb	ppb	ppb	ppb
Avge	166.2	48.82	1.046	.2100	-529.9	1.086
SDev	2.88	5.246	.1256	1.031	56.67	.3841
%RSD	1.733	10.75	12.01	490.8	10.69	35.38

Elems	Se	Pb	Sb	Sn	Ti	Tl
Units	ppb	ppb	ppb	ppb	ppb	ppb
Avge	.59087	.29406	3.2693	H24.31	.5399	1.2069
SDev	.33922	1.0388	3.985	2.343	.773	1.8546
%RSD	57.41	353.27	121.89	9.637	143.2	153.68

Elems	V	Zn	2203\1	2203\2	1960\1	1960\2
Units	ppb	ppb	ppb	ppb	ppb	ppb
Avge	.5575	8.582	-3.2537	2.0653	-3.5562	2.6613
SDev	.7979	.3061	3.0202	3.0653	4.1953	1.5859
%RSD	143.1	3.567	92.821	148.42	117.97	59.591

Elems	2068/2	2068/1	Y_3710	*Y
Units	ppb	ppb	ppb	
Avge	-.01882	4.9109	5.0000	19226.9
SDev	2.6375	7.2913	0	23.0528
%RSD	14009	148.47	0	.11989

Method: ARMY Sample Name: K9D2LC Operator: KLC
Run Time: 04/06/09 20:43 Filename: I50406A
Mode: CONC Type: S Corr. Factor: 1.00000
Lab ID.: N.CANTON Cust. Smpl. ID.: Cust. ID.:

Elems	Ag	Al	As	B	Ba	Be
Units	ppb	ppb	ppb	ppb	ppb	ppb
Avge	50.67	1794.	1728.1	831.5	1823.	46.74
SDev	.7336	.9989	.92203	2.358	2.089	.0261
%RSD	1.448	.0557	.05335	.2836	.1145	.0557

Elems	Ca	Cd	Co	Cr	Cu	Fe
Units	ppb	ppb	ppb	ppb	ppb	ppb
Avge	46000.	46.59	466.1	183.6	229.0	1024.
SDev	21.26	.095	.2495	.0057	.2854	5.6
%RSD	.0462	.2038	.0535	.0031	.1247	.5469

Elems	K	Mg	Mn	Mo	Na	Ni
Units	ppb	ppb	ppb	ppb	ppb	ppb
Avge	46500.	46970.	485.6	907.8	46130.	475.2
SDev	24	7.798	.5383	6.049	54.34	.3311
%RSD	.0516	.0166	.1109	.6663	.1178	.0697

Elems	Se	Pb	Sb	Sn	Ti	Tl
Units	ppb	ppb	ppb	ppb	ppb	ppb
Avge	1715.7	450.91	452.54	1883.	897.9	1846.1
SDev	8.77	1.8416	.32308	7.594	.714	8.0204
%RSD	.51115	.40842	.07139	.4033	.0795	.43443

Elems	V	Zn	2203\1	2203\2	1960\1	1960\2
Units	ppb	ppb	ppb	ppb	ppb	ppb
Avge	454.3	468.9	456.72	448.00	1783.2	1682.1
SDev	.0787	.384	4.4335	.54763	8.3038	9.0029
%RSD	.0173	.0819	.97073	.12223	.46567	.53523

Elems	2068/2	2068/1	Y_3710	*Y
Units	ppb	ppb	ppb	
Avge	420.20	468.69	5.0000	18988.5
SDev	.76737	.86748	0	22.7683
%RSD	.18262	.18508	0	.1199

Method: ARMY Sample Name: K9C7R Operator: KLC
Run Time: 04/06/09 20:49 Filename: I50406A
Mode: CONC Type: S Corr. Factor: 1.00000
Lab ID.: N.CANTON Cust. Smpl. ID.: Cust. ID.:

Elems	Ag	Al	As	B	Ba	Be
Units	ppb	ppb	ppb	ppb	ppb	ppb
Avge	.1402	72500.	76.209	43.42	489.6	4.931
SDev	.0026	75.78	.67971	.1337	.3405	.0048
%RSD	1.87	.1045	.8919	.3079	.0696	.0977

Elems	Ca	Cd	Co	Cr	Cu	Fe
Units	ppb	ppb	ppb	ppb	ppb	ppb
Avge	162300.	.7410	73.22	123.3	127.5	321400.
SDev	67.51	.1552	.1322	.4187	.4904	12.24
%RSD	.0416	20.95	.1806	.3394	.3848	.0038

Elems	K	Mg	Mn	Mo	Na	Ni
Units	ppb	ppb	ppb	ppb	ppb	ppb
Avge	13460.	43570.	7328.	8.121	23.23	212.1
SDev	37.41	42.11	10.47	.5901	62.82	1.059
%RSD	.2779	.0966	.1429	7.267	270.5	.4992

Elems	Se	Pb	Sb	Sn	Ti	Tl
Units	ppb	ppb	ppb	ppb	ppb	ppb
Avge	4.3441	73.643	-2.4033	10.45	467.1	-3.8856
SDev	3.3336	.39851	2.0179	3.532	.3669	2.3197
%RSD	76.739	.54114	83.965	33.78	.0786	59.701

Elems	V	Zn	2203\1	2203\2	1960\1	1960\2
Units	ppb	ppb	ppb	ppb	ppb	ppb
Avge	131.8	409.8	66.144	77.387	3.1557	4.9374
SDev	.3772	.3009	3.3123	2.2511	3.8023	3.0996
%RSD	.2861	.0734	5.0077	2.9089	120.49	62.778

Elems	2068/2	2068/1	Y_3710	*Y
Units	ppb	ppb	ppb	
Avge	1.6526	-4.4281	5.0000	19744.7
SDev	1.9255	3.9866	0	51.9019
%RSD	116.51	90.029	0	.26286

Method: ARMY Sample Name: K9C7RL Operator: KLC
Run Time: 04/06/09 20:53 Filename: I50406A
Mode: CONC Type: S Corr. Factor: 1.00000
Lab ID.: N.CANTON Cust. Smpl. ID.: Cust. ID.:

Elems	Ag	Al	As	B	Ba	Be
Units	ppb	ppb	ppb	ppb	ppb	ppb
Avge	1.081	15140.	15.890	10.50	102.3	1.237
SDev	.5375	10.45	1.1928	.1405	.0923	.0155
%RSD	49.73	.069	7.5068	1.338	.0902	1.251

Elems	Ca	Cd	Co	Cr	Cu	Fe
Units	ppb	ppb	ppb	ppb	ppb	ppb
Avge	34410.	-.0259	15.63	26.75	24.65	68570.
SDev	7.681	.1822	.1768	.5232	.2837	49.11
%RSD	.0223	704.4	1.131	1.956	1.151	.0716

Elems	K	Mg	Mn	Mo	Na	Ni
Units	ppb	ppb	ppb	ppb	ppb	ppb
Avge	2502.	9146.	1573.	2.341	-613.0	45.79
SDev	9.171	5.068	1.182	.736	172	2.408
%RSD	.3665	.0554	.0752	31.44	28.05	5.259

Elems	Se	Pb	Sb	Sn	Ti	Tl
Units	ppb	ppb	ppb	ppb	ppb	ppb
Avge	2.5257	15.736	.10758	5.681	98.25	-1.7707
SDev	2.0505	.15637	.6431	.9934	.5125	1.5401
%RSD	81.184	.99369	597.76	17.48	.5216	86.978

Elems	V	Zn	2203\1	2203\2	1960\1	1960\2
Units	ppb	ppb	ppb	ppb	ppb	ppb
Avge	27.45	87.58	15.061	16.074	2.5698	2.5037
SDev	.3944	.3176	.50275	.01656	4.636	.75962
%RSD	1.437	.3626	3.3381	.10303	180.41	30.34

Elems	2068/2	2068/1	Y_3710	*Y
Units	ppb	ppb	ppb	
Avge	3.5354	-1.6037	5.0000	19270.5
SDev	2.0244	.04648	0	14.0013
%RSD	57.259	2.8988	0	.07265

Method: ARMY Sample Name: K9C7RX Operator: KLC
Run Time: 04/06/09 20:58 Filename: I50406A
Mode: CONC Type: S Corr. Factor: 1.00000
Lab ID.: N.CANTON Cust. Smpl. ID.: Cust. ID.:

Elems	Ag	Al	As	B	Ba	Be
Units	ppb	ppb	ppb	ppb	ppb	ppb
Avge	.4148	80860.	78.367	43.61	556.6	5.106
SDev	.0113	39.83	.94445	.57	.0206	.002
%RSD	2.725	.0493	1.2052	1.307	.0037	.0387

Elems	Ca	Cd	Co	Cr	Cu	Fe
Units	ppb	ppb	ppb	ppb	ppb	ppb
Avge	175100.	.5819	88.29	125.0	150.8	168300.
SDev	29.07	.085	.4773	.1353	.3343	.4309
%RSD	.0166	14.6	.5407	.1082	.2217	.0003

Elems	K	Mg	Mn	Mo	Na	Ni
Units	ppb	ppb	ppb	ppb	ppb	ppb
Avge	12660.	44980.	3476.	9.171	218.4	203.7
SDev	1.123	8.872	.1794	.2479	299.4	.2605
%RSD	.0089	.0197	.0052	2.703	137.1	.1279

Elems	Se	Pb	Sb	Sn	Ti	Tl
Units	ppb	ppb	ppb	ppb	ppb	ppb
Avge	5.9475	91.700	-2.2950	11.59	574.1	.36908
SDev	.83558	1.1823	3.3634	.009	.1993	2.8926
%RSD	14.049	1.2893	146.55	.078	.0347	783.72

Elems	V	Zn	2203\1	2203\2	1960\1	1960\2
Units	ppb	ppb	ppb	ppb	ppb	ppb
Avge	138.0	438.1	85.071	95.010	6.9762	5.4338
SDev	.3702	.2073	1.1027	1.222	2.9263	.20821
%RSD	.2683	.0473	1.2962	1.2862	41.947	3.8319

Elems	2068/2	2068/1	Y_3710	*Y
Units	ppb	ppb	ppb	
Avge	1.6226	-4.2508	5.0000	19842.2
SDev	4.8633	2.6146	0	77.2169
%RSD	299.72	61.508	0	.38915

Method: ARMY Sample Name: K9C7RS Operator: KLC
Run Time: 04/06/09 21:02 Filename: I50406A
Mode: CONC Type: S Corr. Factor: 1.00000
Lab ID.: N.CANTON Cust. Smpl. ID.: Cust. ID.:

Elems	Ag	Al	As	B	Ba	Be
Units	ppb	ppb	ppb	ppb	ppb	ppb
Avge	46.84	96760.	1713.5	819.1	2084.	47.68
SDev	.4985	206.8	8.7466	2.939	4.609	.0866
%RSD	1.064	.2137	.51046	.3588	.2212	.1817

Elems	Ca	Cd	Co	Cr	Cu	Fe
Units	ppb	ppb	ppb	ppb	ppb	ppb
Avge	158500.	42.68	501.4	316.8	386.0	175300.
SDev	294.8	.1373	1.098	.3239	.8206	256.2
%RSD	.186	.3217	.219	.1022	.2126	.1461

Elems	K	Mg	Mn	Mo	Na	Ni
Units	ppb	ppb	ppb	ppb	ppb	ppb
Avge	63900.	91690.	3593.	817.2	44050.	647.4
SDev	154.9	120.2	6.455	7.985	.3729	1.843
%RSD	.2424	.1311	.1797	.9771	.0008	.2846

Elems	Se	Pb	Sb	Sn	Ti	Tl
Units	ppb	ppb	ppb	ppb	ppb	ppb
Avge	1576.3	498.38	173.77	1637.	1200.	1672.7
SDev	1.8571	.88811	2.596	4.854	1.439	3.8284
%RSD	.11781	.17819	1.4939	.2966	.1199	.22888

Elems	V	Zn	2203\1	2203\2	1960\1	1960\2
Units	ppb	ppb	ppb	ppb	ppb	ppb
Avge	568.6	902.9	494.06	500.54	1634.6	1547.3
SDev	1.289	2.45	1.6253	.52003	.9418	2.3141
%RSD	.2267	.2713	.32897	.10389	.05761	.14955

Elems	2068/2	2068/1	Y_3710	*Y
Units	ppb	ppb	ppb	
Avge	164.64	178.33	5.0000	19616
SDev	2.722	2.5332	0	42.9926
%RSD	1.6533	1.4205	0	.21917

Method: ARMY Sample Name: K9C7W Operator: KLC
Run Time: 04/06/09 21:08 Filename: I50406A
Mode: CONC Type: S Corr. Factor: 1.00000
Lab ID.: N.CANTON Cust. Smpl. ID.: Cust. ID.:

Elems	Ag	Al	As	B	Ba	Be
Units	ppb	ppb	ppb	ppb	ppb	ppb
Avge	.0238	37590.	87.049	37.47	346.9	3.809
SDev	.4751	82.11	.41311	1.315	1.066	.0047
%RSD	1994	.2184	.47458	3.509	.3071	.1238

Elems	Ca	Cd	Co	Cr	Cu	Fe
Units	ppb	ppb	ppb	ppb	ppb	ppb
Avge	40070.	.4593	52.75	78.31	105.6	164300.
SDev	131.7	.1889	.06	.4991	.7932	565.9
%RSD	.3287	41.13	.1137	.6374	.7509	.3445

Elems	K	Mg	Mn	Mo	Na	Ni
Units	ppb	ppb	ppb	ppb	ppb	ppb
Avge	8344.	22670.	4112.	4.427	372.6	172.9
SDev	20.99	83.55	13.06	.7043	118.9	1.009
%RSD	.2515	.3685	.3177	15.91	31.91	.5837

Elems	Se	Pb	Sb	Sn	Ti	Tl
Units	ppb	ppb	ppb	ppb	ppb	ppb
Avge	5.0035	87.884	-3.3144	11.04	225.3	-.17912
SDev	.40235	.6872	.11029	.3437	.7966	.56807
%RSD	8.0415	.78194	3.3279	3.112	.3535	317.13

Elems	V	Zn	2203\1	2203\2	1960\1	1960\2
Units	ppb	ppb	ppb	ppb	ppb	ppb
Avge	68.45	441.6	84.709	89.469	3.6033	5.7026
SDev	.1182	1.964	.72586	.66789	5.2677	2.0267
%RSD	.1726	.4449	.85689	.74651	146.19	35.54

Elems	2068/2	2068/1	Y_3710	*Y
Units	ppb	ppb	ppb	
Avge	-.59557	-4.6717	5.0000	20579.1
SDev	3.1134	1.7197	0	53.8824
%RSD	522.75	36.811	0	.26183

Method: ARMY Sample Name: K9C71 Operator: KLC
Run Time: 04/06/09 21:12 Filename: I50406A
Mode: CONC Type: S Corr. Factor: 1.00000
Lab ID.: N.CANTON Cust. Smpl. ID.: Cust. ID.:

Elems	Ag	Al	As	B	Ba	Be
Units	ppb	ppb	ppb	ppb	ppb	ppb
Avge	-.2752	40350.	72.261	15.71	176.0	2.763
SDev	.4706	3.698	1.8433	1.229	.3265	.0099
%RSD	171	.0092	2.5509	7.823	.1855	.3573

Elems	Ca	Cd	Co	Cr	Cu	Fe
Units	ppb	ppb	ppb	ppb	ppb	ppb
Avge	12200.	.3134	50.77	86.92	77.94	119600.
SDev	13.84	.0733	.293	.4099	.2934	141.1
%RSD	.1134	23.39	.5771	.4716	.3764	.1179

Elems	K	Mg	Mn	Mo	Na	Ni
Units	ppb	ppb	ppb	ppb	ppb	ppb
Avge	5473.	13910.	2922.	4.868	111.4	116.9
SDev	7.513	4.151	2.317	1.429	182.2	.6099
%RSD	.1373	.0298	.0793	29.36	163.6	.5215

Elems	Se	Pb	Sb	Sn	Ti	Tl
Units	ppb	ppb	ppb	ppb	ppb	ppb
Avge	5.9148	64.943	.85198	10.91	259.5	-.34660
SDev	2.1012	.87898	1.7322	1.383	.0923	.66847
%RSD	35.524	1.3535	203.31	12.67	.0356	192.87

Elems	V	Zn	2203\1	2203\2	1960\1	1960\2
Units	ppb	ppb	ppb	ppb	ppb	ppb
Avge	72.09	278.4	61.718	66.553	4.7564	6.4932
SDev	.1841	.092	2.2585	2.4454	4.004	1.1512
%RSD	.2554	.0331	3.6593	3.6743	84.181	17.73

Elems	2068/2	2068/1	Y_3710	*Y
Units	ppb	ppb	ppb	
Avge	2.1952	.18141	5.0000	19816
SDev	1.4543	1.871	0	9.33325
%RSD	66.248	1031.3	0	.04709

Method: ARMY Sample Name: CCV Operator: KLC
Run Time: 04/06/09 21:18 Filename: I50406A
Mode: CONC Type: Q Corr. Factor: 1.00000
Lab ID.: N.CANTON Cust. Smpl. ID.: Cust. ID.:

Elems	Ag	Al	As	B	Ba	Be
Units	ppb	ppb	ppb	ppb	ppb	ppb
Avge	944.2	23130.	455.16	Q4387.	1874.	1889.
SDev	5.438	134.3	3.4063	10.22	7.083	7.398
%RSD	.5759	.5804	.74838	.2328	.3779	.3917

Elems	Ca	Cd	Co	Cr	Cu	Fe
Units	ppb	ppb	ppb	ppb	ppb	ppb
Avge	47120.	487.4	1911.	1846.	1865.	22550.
SDev	240.3	2.907	9.37	8.789	9.144	100.8
%RSD	.51	.5965	.4902	.4761	.4903	.4469

Elems	K	Mg	Mn	Mo	Na	Ni
Units	ppb	ppb	ppb	ppb	ppb	ppb
Avge	46520.	48050.	1987.	1877.	45690.	1954.
SDev	238.1	226.7	7.669	15.27	576.3	8.027
%RSD	.5119	.4717	.386	.8135	1.261	.4107

Elems	Se	Pb	Sb	Sn	Ti	Tl
Units	ppb	ppb	ppb	ppb	ppb	ppb
Avge	450.75	469.74	454.98	4776.	4509.	966.95
SDev	2.2805	5.559	5.417	19.9	18.95	6.4568
%RSD	.50592	1.1834	1.1906	.4168	.4203	.66774

Elems	V	Zn	2203\1	2203\2	1960\1	1960\2
Units	ppb	ppb	ppb	ppb	ppb	ppb
Avge	1865.	1882.	473.79	467.72	471.36	440.46
SDev	7.576	8.096	7.8313	4.4246	9.1408	1.1445
%RSD	.4063	.4301	1.6529	.94599	1.9392	.25984

Elems	2068/2	2068/1	Y_3710	*Y
Units	ppb	ppb	ppb	
Avge	424.90	470.00	5.0000	18963.7
SDev	11.448	2.4059	0	75.9435
%RSD	2.6943	.51189	0	.40046

Method: ARMY Sample Name: CCB Operator: KLC
Run Time: 04/06/09 21:24 Filename: I50406A
Mode: CONC Type: Q Corr. Factor: 1.00000
Lab ID.: N.CANTON Cust. Smpl. ID.: Cust. ID.:

Elems	Ag	Al	As	B	Ba	Be
Units	ppb	ppb	ppb	ppb	ppb	ppb
Avge	1.150	-12.09	2.1618	6.566	.1307	.3186
SDev	.5626	1.703	.28148	1.535	.0423	.009
%RSD	48.92	14.09	13.021	23.38	32.4	2.81

Elems	Ca	Cd	Co	Cr	Cu	Fe
Units	ppb	ppb	ppb	ppb	ppb	ppb
Avge	77.08	-.0758	-.0077	.2538	-2.290	13.38
SDev	.7164	.1245	.6427	.3091	.1495	3.254
%RSD	.9295	164.2	8310	121.8	6.527	24.31

Elems	K	Mg	Mn	Mo	Na	Ni
Units	ppb	ppb	ppb	ppb	ppb	ppb
Avge	151.4	1.814	.1066	4.820	-987.6	-.6230
SDev	2.482	.9125	.0297	3.396	66.45	.4315
%RSD	1.639	50.3	27.9	70.45	6.729	69.27

Elems	Se	Pb	Sb	Sn	Ti	Tl
Units	ppb	ppb	ppb	ppb	ppb	ppb
Avge	-1.0050	.57183	2.1784	1.173	.2291	.69551
SDev	3.8989	1.1753	3.8911	2.288	.3335	.17873
%RSD	387.97	205.53	178.62	195.1	145.6	25.698

Elems	V	Zn	2203\1	2203\2	1960\1	1960\2
Units	ppb	ppb	ppb	ppb	ppb	ppb
Avge	-.5458	5.822	-.02031	.86747	-2.5972	-.21003
SDev	.1898	.1855	.00923	1.7667	1.7775	4.958
%RSD	34.78	3.186	45.461	203.66	68.441	2360.5

Elems	2068/2	2068/1	Y_3710	*Y
Units	ppb	ppb	ppb	
Avge	1.6637	2.4354	5.0000	19108.1
SDev	.66398	5.5023	0	10.6066
%RSD	39.911	225.93	0	.0555

Method: ARMY Sample Name: K9C72 Operator: KLC
Run Time: 04/06/09 21:29 Filename: I50406A
Mode: CONC Type: S Corr. Factor: 1.00000
Lab ID.: N.CANTON Cust. Smpl. ID.: Cust. ID.:

Elems	Ag	Al	As	B	Ba	Be
Units	ppb	ppb	ppb	ppb	ppb	ppb
Avge	.2264	68850.	100.36	23.60	327.8	3.951
SDev	1.259	44.9	.92871	.4514	.6319	.0618
%RSD	556.1	.0652	.92536	1.913	.1928	1.565

Elems	Ca	Cd	Co	Cr	Cu	Fe
Units	ppb	ppb	ppb	ppb	ppb	ppb
Avge	24500.	.2041	88.40	248.0	134.2	181600.
SDev	36.06	.1558	.6085	.5693	1.537	255.9
%RSD	.1472	76.35	.6884	.2296	1.145	.1409

Elems	K	Mg	Mn	Mo	Na	Ni
Units	ppb	ppb	ppb	ppb	ppb	ppb
Avge	7772.	30680.	3089.	7.340	-717.0	224.3
SDev	18.18	57.91	3.057	.1638	148.9	.5559
%RSD	.2339	.1887	.099	2.232	20.76	.2478

Elems	Se	Pb	Sb	Sn	Ti	Tl
Units	ppb	ppb	ppb	ppb	ppb	ppb
Avge	3.8421	80.289	.67323	12.46	449.8	.35047
SDev	.58106	.55872	3.7128	1.087	.5589	.04773
%RSD	15.124	.69589	551.49	8.726	.1243	13.62

Elems	V	Zn	2203\1	2203\2	1960\1	1960\2
Units	ppb	ppb	ppb	ppb	ppb	ppb
Avge	107.9	400.0	73.063	83.896	-.07079	5.7956
SDev	.5725	.9781	2.0103	.16598	1.0717	1.4062
%RSD	.5305	.2445	2.7515	.19784	1513.9	24.264

Elems	2068/2	2068/1	Y_3710	*Y
Units	ppb	ppb	ppb	
Avge	-.11335	1.0659	5.0000	19983
SDev	.41015	5.7712	0	53.1739
%RSD	361.82	541.42	0	.26609

Method: ARMY Sample Name: K9C73 Operator: KLC
Run Time: 04/06/09 21:33 Filename: I50406A
Mode: CONC Type: S Corr. Factor: 1.00000
Lab ID.: N.CANTON Cust. Smpl. ID.: Cust. ID.:

Elems	Ag	Al	As	B	Ba	Be
Units	ppb	ppb	ppb	ppb	ppb	ppb
Avge	.8838	43660.	97.912	20.98	160.6	2.452
SDev	.5577	51.46	1.885	.0809	.0048	.0136
%RSD	63.1	.1179	1.9252	.3858	.003	.5532

Elems	Ca	Cd	Co	Cr	Cu	Fe
Units	ppb	ppb	ppb	ppb	ppb	ppb
Avge	54560.	.2535	54.03	85.91	113.9	144500.
SDev	48.59	.0077	.0793	.3071	.7055	71.3
%RSD	.0891	3.03	.1468	.3574	.6194	.0493

Elems	K	Mg	Mn	Mo	Na	Ni
Units	ppb	ppb	ppb	ppb	ppb	ppb
Avge	6773.	34360.	2159.	4.865	216.1	134.8
SDev	2.086	13.93	.7135	2.15	325.7	.5799
%RSD	.0308	.0406	.033	44.19	150.7	.4303

Elems	Se	Pb	Sb	Sn	Ti	Tl
Units	ppb	ppb	ppb	ppb	ppb	ppb
Avge	3.4597	58.896	-2.5851	11.20	325.5	-1.9276
SDev	1.617	1.057	.7777	.7324	.8316	.00558
%RSD	46.737	1.7947	30.084	6.538	.2555	.28952

Elems	V	Zn	2203\1	2203\2	1960\1	1960\2
Units	ppb	ppb	ppb	ppb	ppb	ppb
Avge	69.45	335.6	56.404	60.140	6.9635	1.7105
SDev	.7388	.6097	1.6064	2.3867	5.8618	.50223
%RSD	1.064	.1817	2.8481	3.9686	84.179	29.362

Elems	2068/2	2068/1	Y_3710	*Y
Units	ppb	ppb	ppb	
Avge	1.1254	-4.4376	5.0000	19623.8
SDev	.52979	1.4305	0	30.5465
%RSD	47.076	32.235	0	.15566

Method: ARMY Sample Name: K9C76 Operator: KLC
Run Time: 04/06/09 21:38 Filename: I50406A
Mode: CONC Type: S Corr. Factor: 1.00000
Lab ID.: N.CANTON Cust. Smpl. ID.: Cust. ID.:

Elems	Ag	Al	As	B	Ba	Be
Units	ppb	ppb	ppb	ppb	ppb	ppb
Avge	.6028	8175.	35.591	9.686	75.94	1.360
SDev	1.32	20.68	1.8947	.1549	.1425	.0108
%RSD	218.9	.2529	5.3234	1.599	.1877	.7937

Elems	Ca	Cd	Co	Cr	Cu	Fe
Units	ppb	ppb	ppb	ppb	ppb	ppb
Avge	9643.	.2539	14.32	22.73	17.05	37430.
SDev	6.34	.0446	.0805	.4314	.1552	56.46
%RSD	.0657	17.59	.5619	1.898	.9106	.1509

Elems	K	Mg	Mn	Mo	Na	Ni
Units	ppb	ppb	ppb	ppb	ppb	ppb
Avge	1782.	4455.	996.2	.8993	-4.709	45.08
SDev	12.99	1.868	.3068	.4187	146.6	.0497
%RSD	.7288	.0419	.0308	46.56	3113	.1103

Elems	Se	Pb	Sb	Sn	Ti	Tl
Units	ppb	ppb	ppb	ppb	ppb	ppb
Avge	4.4860	26.120	-2.1832	12.86	95.54	1.1607
SDev	1.3764	.48984	1.2718	1.393	.5657	.38322
%RSD	30.683	1.8753	58.254	10.83	.5921	33.017

Elems	V	Zn	2203\1	2203\2	1960\1	1960\2
Units	ppb	ppb	ppb	ppb	ppb	ppb
Avge	24.50	331.0	24.894	26.732	6.6258	3.4176
SDev	.4475	.8623	.82646	1.147	5.7613	.81271
%RSD	1.827	.2606	3.3199	4.2907	86.953	23.78

Elems	2068/2	2068/1	Y_3710	*Y
Units	ppb	ppb	ppb	
Avge	1.6988	-4.1213	5.0000	19989
SDev	1.2683	1.2736	0	37.3358
%RSD	74.657	30.902	0	.18678

Method: ARMY Sample Name: K9C77 Operator: KLC
Run Time: 04/06/09 21:42 Filename: I50406A
Mode: CONC Type: S Corr. Factor: 1.00000
Lab ID.: N.CANTON Cust. Smpl. ID.: Cust. ID.:

Elems	Ag	Al	As	B	Ba	Be
Units	ppb	ppb	ppb	ppb	ppb	ppb
Avge	.5008	46810.	107.29	21.43	199.7	3.179
SDev	.2137	42.93	.58103	1.519	.0433	.0164
%RSD	42.66	.0917	.54153	7.088	.0217	.5155

Elems	Ca	Cd	Co	Cr	Cu	Fe
Units	ppb	ppb	ppb	ppb	ppb	ppb
Avge	89240.	.5781	56.94	91.51	129.6	134900.
SDev	20.69	.0177	.3065	.6279	.4181	113.9
%RSD	.0232	3.068	.5384	.6862	.3226	.0844

Elems	K	Mg	Mn	Mo	Na	Ni
Units	ppb	ppb	ppb	ppb	ppb	ppb
Avge	8025.	30880.	2663.	6.152	-177.1	138.9
SDev	9.631	8.422	2.404	1.111	170.8	.6383
%RSD	.12	.0273	.0903	18.06	96.4	.4595

Elems	Se	Pb	Sb	Sn	Ti	Tl
Units	ppb	ppb	ppb	ppb	ppb	ppb
Avge	3.2996	76.506	-3.0488	10.42	412.3	-.23561
SDev	1.167	.06721	.10615	.1564	.0986	1.0952
%RSD	35.367	.08786	3.4817	1.5	.0239	464.83

Elems	V	Zn	2203\1	2203\2	1960\1	1960\2
Units	ppb	ppb	ppb	ppb	ppb	ppb
Avge	87.79	439.3	71.120	79.195	5.6847	2.1088
SDev	.2094	.6088	.8901	.54516	2.7373	.38298
%RSD	.2385	.1386	1.2516	.68837	48.153	18.161

Elems	2068/2	2068/1	Y_3710	*Y
Units	ppb	ppb	ppb	
Avge	-.05896	-4.5415	5.0000	20041.1
SDev	.91087	.29561	0	51.9019
%RSD	1544.7	6.5091	0	.25897

Method: ARMY Sample Name: K9EP8BT Operator: KLC
Run Time: 04/06/09 21:48 Filename: I50406A
Mode: CONC Type: S Corr. Factor: 1.00000
Lab ID.: N.CANTON Cust. Smpl. ID.: Cust. ID.:

Elems	Ag	Al	As	B	Ba	Be
Units	ppb	ppb	ppb	ppb	ppb	ppb
Avge	.9212	113.7	.64370	H93.54	3.190	.3212
SDev	.4284	3.693	1.4953	1.042	.1699	.0102
%RSD	46.5	3.247	232.29	1.114	5.326	3.165

Elems	Ca	Cd	Co	Cr	Cu	Fe
Units	ppb	ppb	ppb	ppb	ppb	ppb
Avge	846.9	-.0268	-.0986	2.037	-1.607	73.95
SDev	.6015	.032	.3744	.0773	.2269	9.005
%RSD	.071	119.4	379.8	3.796	14.12	12.18

Elems	K	Mg	Mn	Mo	Na	Ni
Units	ppb	ppb	ppb	ppb	ppb	ppb
Avge	466.5	150.4	1.550	.0810	H1239e3	4.383
SDev	9.117	3.714	.0388	1.682	1835	1.54
%RSD	1.955	2.469	2.503	2077	.1481	35.14

Elems	Se	Pb	Sb	Sn	Ti	Tl
Units	ppb	ppb	ppb	ppb	ppb	ppb
Avge	3.1625	2.0583	1.1956	.6901	-.0067	-1.4184
SDev	1.1238	.06453	2.1403	.6209	0	.48777
%RSD	35.534	3.1354	179.02	89.97	0	34.388

Elems	V	Zn	2203\1	2203\2	1960\1	1960\2
Units	ppb	ppb	ppb	ppb	ppb	ppb
Avge	-.5260	13.50	5.3289	.42551	4.7930	2.3485
SDev	.0983	.2734	.65498	.42375	2.4476	.46285
%RSD	18.68	2.025	12.291	99.587	51.066	19.708

Elems	2068/2	2068/1	Y_3710	*Y
Units	ppb	ppb	ppb	
Avge	1.9432	.82233	5.0000	18494.5
SDev	.47684	3.4469	0	20.5061
%RSD	24.54	419.16	0	.11087

Method: ARMY Sample Name: K9FT5BT Operator: KLC
Run Time: 04/06/09 21:52 Filename: I50406A
Mode: CONC Type: S Corr. Factor: 1.00000
Lab ID.: N.CANTON Cust. Smpl. ID.: Cust. ID.:

Elems	Ag	Al	As	B	Ba	Be
Units	ppb	ppb	ppb	ppb	ppb	ppb
Avge	.8103	92.44	-.22525	17.71	.1559	.2797
SDev	.0844	.227	1.0541	1.387	.0837	.0005
%RSD	10.41	.2456	467.94	7.832	53.72	.1686

Elems	Ca	Cd	Co	Cr	Cu	Fe
Units	ppb	ppb	ppb	ppb	ppb	ppb
Avge	217.9	-.1806	-.3580	-.0576	-2.961	16.10
SDev	.2256	.0101	.3602	.1188	.4598	10
%RSD	.1035	5.58	100.6	206.4	15.53	62.13

Elems	K	Mg	Mn	Mo	Na	Ni
Units	ppb	ppb	ppb	ppb	ppb	ppb
Avge	149.6	.6727	.0761	.4113	-55.57	-.4992
SDev	3.625	3.214	.1467	.7342	74.66	.7112
%RSD	2.423	477.7	192.9	178.5	134.3	142.5

Elems	Se	Pb	Sb	Sn	Ti	Tl
Units	ppb	ppb	ppb	ppb	ppb	ppb
Avge	2.5275	.00479	-.24738	-1.231	-.0067	-1.0368
SDev	1.0682	.01874	1.2458	1.153	0	.97656
%RSD	42.264	391.32	503.59	93.63	0	94.189

Elems	V	Zn	2203\1	2203\2	1960\1	1960\2
Units	ppb	ppb	ppb	ppb	ppb	ppb
Avge	-.6418	1.592	1.3114	-.64754	4.8119	1.3870
SDev	.0644	.155	3.5932	1.7658	5.5145	1.1516
%RSD	10.04	9.738	273.99	272.69	114.6	83.027

Elems	2068/2	2068/1	Y_3710	*Y
Units	ppb	ppb	ppb	
Avge	2.0298	-1.3843	5.0000	19273.1
SDev	3.7422	.00054	0	11.4559
%RSD	184.37	.03963	0	.05944

Method: ARMY Sample Name: K9FT5CT Operator: KLC
Run Time: 04/06/09 21:57 Filename: I50406A
Mode: CONC Type: S Corr. Factor: 1.00000
Lab ID.: N.CANTON Cust. Smpl. ID.: Cust. ID.:

Elems	Ag	Al	As	B	Ba	Be
Units	ppb	ppb	ppb	ppb	ppb	ppb
Avge	54.25	2009.	1877.1	995.6	1925.	48.78
SDev	.0546	7.917	4.7721	.7476	2.776	.086
%RSD	.1007	.3941	.25422	.0751	.1442	.1762

Elems	Ca	Cd	Co	Cr	Cu	Fe
Units	ppb	ppb	ppb	ppb	ppb	ppb
Avge	L864.0	50.94	500.7	192.7	247.7	1077.
SDev	1.387	.1327	.7363	.0457	.7477	4.343
%RSD	.1605	.2604	.1471	.0237	.3018	.4033

Elems	K	Mg	Mn	Mo	Na	Ni
Units	ppb	ppb	ppb	ppb	ppb	ppb
Avge	L473.6	L148.5	514.0	980.6	H1246e3	520.2
SDev	5.994	1.174	.982	.1535	2169	.5167
%RSD	1.266	.7901	.191	.0157	.1741	.0993

Elems	Se	Pb	Sb	Sn	Ti	Tl
Units	ppb	ppb	ppb	ppb	ppb	ppb
Avge	1871.0	489.88	486.60	2019.	937.2	1970.3
SDev	1.4292	.62042	1.5074	3.213	1.487	6.9305
%RSD	.07638	.12664	.30979	.1591	.1586	.35174

Elems	V	Zn	2203\1	2203\2	1960\1	1960\2
Units	ppb	ppb	ppb	ppb	ppb	ppb
Avge	478.4	520.9	495.61	487.02	1947.9	1832.6
SDev	.7886	.4732	.44293	.70904	2.1457	1.0716
%RSD	.1648	.0908	.08937	.14558	.11015	.05847

Elems	2068/2	2068/1	Y_3710	*Y
Units	ppb	ppb	ppb	
Avge	449.69	505.03	5.0000	18656.7
SDev	1.0849	1.7185	0	11.4559
%RSD	.24124	.34026	0	.0614

Method: ARMY Sample Name: K9C7RT Operator: KLC
Run Time: 04/06/09 22:02 Filename: I50406A
Mode: CONC Type: S Corr. Factor: 1.00000
Lab ID.: N.CANTON Cust. Smpl. ID.: Cust. ID.:

Elems	Ag	Al	As	B	Ba	Be
Units	ppb	ppb	ppb	ppb	ppb	ppb
Avge	.7226	59.64	2.2598	91.74	494.9	.3674
SDev	.6675	.8659	.77415	.156	1.716	.0021
%RSD	92.38	1.452	34.257	.1701	.3468	.5626

Elems	Ca	Cd	Co	Cr	Cu	Fe
Units	ppb	ppb	ppb	ppb	ppb	ppb
Avge	527500.	.7860	7.815	1.250	-2.574	5.814
SDev	1637	.0754	.0223	.0566	.7902	2.633
%RSD	.3104	9.594	.2852	4.524	30.7	45.29

Elems	K	Mg	Mn	Mo	Na	Ni
Units	ppb	ppb	ppb	ppb	ppb	ppb
Avge	3834.	35840.	2787.	1.531	H1244e3	41.82
SDev	8.37	92.2	8.853	.9191	5313	.3738
%RSD	.2183	.2573	.3177	60.03	.4272	.8936

Elems	Se	Pb	Sb	Sn	Ti	Tl
Units	ppb	ppb	ppb	ppb	ppb	ppb
Avge	3.1502	.67510	2.4005	42.11	-8.413	-.68601
SDev	.08007	.00535	1.7051	.4953	.4908	2.4007
%RSD	2.5417	.79355	71.031	1.176	5.834	349.95

Elems	V	Zn	2203\1	2203\2	1960\1	1960\2
Units	ppb	ppb	ppb	ppb	ppb	ppb
Avge	-1.238	37.33	-.51061	1.2671	6.6885	1.3837
SDev	.1716	.3613	.96643	.49052	3.5401	1.8874
%RSD	13.86	.9679	189.27	38.713	52.928	136.4

Elems	2068/2	2068/1	Y_3710	*Y
Units	ppb	ppb	ppb	
Avge	2.5137	2.3441	5.0000	18234.6
SDev	2.4956	1.3105	0	53.457
%RSD	99.28	55.906	0	.29316

Method: ARMY Sample Name: K9C7RTL Operator: KLC
Run Time: 04/06/09 22:07 Filename: I50406A
Mode: CONC Type: S Corr. Factor: 1.00000
Lab ID.: N.CANTON Cust. Smpl. ID.: Cust. ID.:

Elems	Ag	Al	As	B	Ba	Be
Units	ppb	ppb	ppb	ppb	ppb	ppb
Avge	.2727	6.154	.10671	21.49	100.6	.3146
SDev	.5989	2.317	1.1688	.0032	.223	.0172
%RSD	219.6	37.66	1095.2	.015	.2216	5.482

Elems	Ca	Cd	Co	Cr	Cu	Fe
Units	ppb	ppb	ppb	ppb	ppb	ppb
Avge	110200.	.0124	1.221	.5508	-3.036	12.94
SDev	7.314	.0302	.1405	.0958	.4711	1.084
%RSD	.0066	242.7	11.5	17.39	15.52	8.38

Elems	K	Mg	Mn	Mo	Na	Ni
Units	ppb	ppb	ppb	ppb	ppb	ppb
Avge	682.9	7398.	573.2	.2374	262800.	9.404
SDev	8.221	3.534	.2823	.7438	139.1	.0469
%RSD	1.204	.0478	.0493	313.4	.0529	.4992

Elems	Se	Pb	Sb	Sn	Ti	Tl
Units	ppb	ppb	ppb	ppb	ppb	ppb
Avge	3.9218	.72181	.37567	10.60	-2.144	-.23921
SDev	2.4206	.10112	.64513	1.235	.3357	2.2301
%RSD	61.722	14.01	171.73	11.65	15.65	932.27

Elems	V	Zn	2203\1	2203\2	1960\1	1960\2
Units	ppb	ppb	ppb	ppb	ppb	ppb
Avge	-.4813	8.544	.64602	.75966	2.9939	4.3851
SDev	.0332	.3066	.10135	.20221	3.4606	1.9014
%RSD	6.899	3.588	15.69	26.62	115.59	43.36

Elems	2068/2	2068/1	Y_3710	*Y
Units	ppb	ppb	ppb	
Avge	.92046	.10369	5.0000	18980.1
SDev	1.4974	1.7148	0	2.12132
%RSD	162.68	1653.7	0	.01117

Method: ARMY Sample Name: K9C7RTX Operator: KLC
Run Time: 04/06/09 22:11 Filename: I50406A
Mode: CONC Type: S Corr. Factor: 1.00000
Lab ID.: N.CANTON Cust. Smpl. ID.: Cust. ID.:

Elems	Ag	Al	As	B	Ba	Be
Units	ppb	ppb	ppb	ppb	ppb	ppb
Avge	.6774	164.0	1.5180	117.4	514.7	.3555
SDev	1.087	4.715	.74988	2.267	.617	.0123
%RSD	160.5	2.875	49.4	1.932	.1199	3.467

Elems	Ca	Cd	Co	Cr	Cu	Fe
Units	ppb	ppb	ppb	ppb	ppb	ppb
Avge	548100.	.7493	7.966	1.206	-3.078	31.33
SDev	1009	.094	.0035	.604	.3495	3.463
%RSD	.184	12.54	.0436	50.07	11.35	11.05

Elems	K	Mg	Mn	Mo	Na	Ni
Units	ppb	ppb	ppb	ppb	ppb	ppb
Avge	4018.	37330.	2900.	-.7714	H1288e3	44.07
SDev	5.734	68.62	3.638	.7751	2312	.2026
%RSD	.1427	.1838	.1254	100.5	.1794	.4598

Elems	Se	Pb	Sb	Sn	Ti	Tl
Units	ppb	ppb	ppb	ppb	ppb	ppb
Avge	4.1695	.32077	-.15038	40.58	-9.277	-3.4836
SDev	1.5048	.18129	1.588	1.934	.0852	.86587
%RSD	36.09	56.52	1056	4.767	.9181	24.855

Elems	V	Zn	2203\1	2203\2	1960\1	1960\2
Units	ppb	ppb	ppb	ppb	ppb	ppb
Avge	-1.214	40.45	1.5547	-.29529	10.533	.99267
SDev	.3352	.1454	1.4941	.47409	5.7284	.60389
%RSD	27.62	.3595	96.096	160.55	54.388	60.835

Elems	2068/2	2068/1	Y_3710	*Y
Units	ppb	ppb	ppb	
Avge	2.0259	-1.2369	5.0000	18315.9
SDev	1.6612	3.2101	0	60.952
%RSD	81.998	259.53	0	.33278

Method: ARMY Sample Name: CCV Operator: KLC
Run Time: 04/06/09 22:17 Filename: I50406A
Mode: CONC Type: Q Corr. Factor: 1.00000
Lab ID.: N.CANTON Cust. Smpl. ID.: Cust. ID.:

Elems	Ag	Al	As	B	Ba	Be
Units	ppb	ppb	ppb	ppb	ppb	ppb
Avge	945.5	23140.	455.07	Q4335.	1866.	1883.
SDev	.311	21.19	1.1966	2.153	.8331	.075
%RSD	.0329	.0916	.26295	.0497	.0446	.004

Elems	Ca	Cd	Co	Cr	Cu	Fe
Units	ppb	ppb	ppb	ppb	ppb	ppb
Avge	46900.	486.4	1904.	1838.	1863.	Q22330.
SDev	15.34	.256	.3276	1.737	.6215	4.297
%RSD	.0327	.0526	.0172	.0945	.0334	.0192

Elems	K	Mg	Mn	Mo	Na	Ni
Units	ppb	ppb	ppb	ppb	ppb	ppb
Avge	46630.	47890.	1972.	1873.	45770.	1966.
SDev	15.3	12.08	.0756	9.609	13.47	2.994
%RSD	.0328	.0252	.0038	.5131	.0294	.1523

Elems	Se	Pb	Sb	Sn	Ti	Tl
Units	ppb	ppb	ppb	ppb	ppb	ppb
Avge	449.86	465.98	450.08	4765.	4475.	959.57
SDev	.50982	1.8784	.692	.9667	1.566	1.7013
%RSD	.11332	.4031	.15375	.0203	.035	.17729

Elems	V	Zn	2203\1	2203\2	1960\1	1960\2
Units	ppb	ppb	ppb	ppb	ppb	ppb
Avge	1851.	1881.	472.22	462.87	468.97	440.32
SDev	.259	.9715	1.4449	3.5375	.84525	.34237
%RSD	.014	.0517	.30597	.76425	.18023	.07775

Elems	2068/2	2068/1	Y_3710	*Y
Units	ppb	ppb	ppb	
Avge	422.37	463.91	5.0000	19090.1
SDev	3.3751	.6475	0	54.1641
%RSD	.79908	.13957	0	.28372

Method: ARMY Sample Name: CCB Operator: KLC
Run Time: 04/06/09 22:23 Filename: I50406A
Mode: CONC Type: Q Corr. Factor: 1.00000
Lab ID.: N.CANTON Cust. Smpl. ID.: Cust. ID.:

Elems	Ag	Al	As	B	Ba	Be
Units	ppb	ppb	ppb	ppb	ppb	ppb
Avge	.4008	-14.06	.22101	5.806	.0670	.3475
SDev	.5998	3.897	1.9663	1.401	.0417	.0089
%RSD	149.6	27.72	889.69	24.12	62.18	2.549

Elems	Ca	Cd	Co	Cr	Cu	Fe
Units	ppb	ppb	ppb	ppb	ppb	ppb
Avge	75.18	-.1247	-.2009	.2754	-3.444	.1844
SDev	.0052	.0321	.1937	.0707	.2082	8.212
%RSD	.0069	25.72	96.39	25.69	6.045	4452

Elems	K	Mg	Mn	Mo	Na	Ni
Units	ppb	ppb	ppb	ppb	ppb	ppb
Avge	155.5	-4.619	.0690	3.101	-892.1	-.1981
SDev	2.637	.0009	.0195	3.075	41.05	.1897
%RSD	1.696	.0201	28.26	99.15	4.601	95.72

Elems	Se	Pb	Sb	Sn	Ti	Tl
Units	ppb	ppb	ppb	ppb	ppb	ppb
Avge	1.2470	.25205	1.9109	2.116	-.0067	.63297
SDev	1.2717	.86019	.49212	1.02	0	.50349
%RSD	101.98	341.27	25.753	48.18	0	79.545

Elems	V	Zn	2203\1	2203\2	1960\1	1960\2
Units	ppb	ppb	ppb	ppb	ppb	ppb
Avge	-.7515	5.587	.56830	.09416	5.7519	-1.0021
SDev	.284	.3004	.75156	1.6649	.71281	1.5508
%RSD	37.79	5.377	132.25	1768	12.393	154.75

Elems	2068/2	2068/1	Y_3710	*Y
Units	ppb	ppb	ppb	
Avge	3.2942	1.2203	5.0000	19287.3
SDev	.3967	.53976	0	.7071
%RSD	12.043	44.231	0	.00366

Method: ARMY Sample Name: K9C7RTS/5 Operator: KLC
Run Time: 04/06/09 22:28 Filename: I50406A
Mode: CONC Type: S Corr. Factor: 1.00000
Lab ID.: N.CANTON Cust. Smpl. ID.: Cust. ID.:

Elems	Ag	Al	As	B	Ba	Be
Units	ppb	ppb	ppb	ppb	ppb	ppb
Avge	205.6	4.407	932.89	22.15	9540.	.3446
SDev	.197	.3287	1.0841	2.528	3.801	.0156
%RSD	.0958	7.457	.1162	11.41	.0398	4.541

Elems	Ca	Cd	Co	Cr	Cu	Fe
Units	ppb	ppb	ppb	ppb	ppb	ppb
Avge	105200.	205.6	-5.880	948.5	-3.243	9.427
SDev	123	.4576	.2102	1.325	.9015	6.186
%RSD	.1169	.2226	3.575	.1397	27.8	65.62

Elems	K	Mg	Mn	Mo	Na	Ni
Units	ppb	ppb	ppb	ppb	ppb	ppb
Avge	674.2	7058.	548.0	1.282	253100.	7.981
SDev	3.062	11.77	.6299	.1709	192.7	.1248
%RSD	.4542	.1668	.1149	13.33	.0761	1.564

Elems	Se	Pb	Sb	Sn	Ti	Tl
Units	ppb	ppb	ppb	ppb	ppb	ppb
Avge	188.56	976.80	.87708	10.21	-1.585	1.2068
SDev	2.7303	7.7037	.47776	1.379	.4358	1.3024
%RSD	1.448	.78866	54.472	13.5	27.5	107.92

Elems	V	Zn	2203\1	2203\2	1960\1	1960\2
Units	ppb	ppb	ppb	ppb	ppb	ppb
Avge	-.2963	16.68	982.15	974.13	192.05	186.82
SDev	.2938	.1187	7.1815	7.9644	4.2086	6.1945
%RSD	99.14	.7115	.73119	.81759	2.1914	3.3158

Elems	2068/2	2068/1	Y_3710	*Y
Units	ppb	ppb	ppb	
Avge	-1.2462	1.9371	5.0000	19029.1
SDev	.92375	.2551	0	131.098
%RSD	74.127	13.169	0	.68893

Method: ARMY Sample Name: K9C7WT Operator: KLC
Run Time: 04/06/09 22:33 Filename: I50406A
Mode: CONC Type: S Corr. Factor: 1.00000
Lab ID.: N.CANTON Cust. Smpl. ID.: Cust. ID.:

Elems	Ag	Al	As	B	Ba	Be
Units	ppb	ppb	ppb	ppb	ppb	ppb
Avge	.4031	340.2	3.1086	120.2	804.0	1.183
SDev	.0545	.2086	.3595	.267	.498	.0089
%RSD	13.51	.0613	11.565	.2221	.0619	.7504

Elems	Ca	Cd	Co	Cr	Cu	Fe
Units	ppb	ppb	ppb	ppb	ppb	ppb
Avge	109100.	.3898	84.17	3.636	26.40	833.3
SDev	21.64	.0957	.1978	.2197	.6932	1.448
%RSD	.0198	24.55	.235	6.041	2.626	.1738

Elems	K	Mg	Mn	Mo	Na	Ni
Units	ppb	ppb	ppb	ppb	ppb	ppb
Avge	11310.	27600.	3831.	-1.001	H1274e3	272.0
SDev	18.81	12.57	.9638	1.664	29.43	1.135
%RSD	.1662	.0455	.0252	166.2	.0023	.4174

Elems	Se	Pb	Sb	Sn	Ti	Tl
Units	ppb	ppb	ppb	ppb	ppb	ppb
Avge	6.9340	29.323	-3.0749	1.908	-1.938	-.33086
SDev	1.2969	.03015	1.2952	.8831	.0001	3.5277
%RSD	18.703	.10284	42.122	46.27	.003	1066.2

Elems	V	Zn	2203\1	2203\2	1960\1	1960\2
Units	ppb	ppb	ppb	ppb	ppb	ppb
Avge	-1.365	281.3	31.149	28.411	12.755	4.0280
SDev	.3942	.0364	2.2315	1.0689	2.1933	.84934
%RSD	28.88	.0129	7.1639	3.7622	17.196	21.086

Elems	2068/2	2068/1	Y_3710	*Y
Units	ppb	ppb	ppb	
Avge	1.2933	-5.2558	5.0000	18671.4
SDev	.52115	1.6817	0	.56623
%RSD	40.296	31.997	0	.00303

Method: ARMY Sample Name: K9C71T Operator: KLC
Run Time: 04/06/09 22:38 Filename: I50406A
Mode: CONC Type: S Corr. Factor: 1.00000
Lab ID.: N.CANTON Cust. Smpl. ID.: Cust. ID.:

Elems	Ag	Al	As	B	Ba	Be
Units	ppb	ppb	ppb	ppb	ppb	ppb
Avge	.8989	239.4	1.7224	38.20	108.7	.7170
SDev	.1728	.7924	1.7706	.6842	.0251	.0134
%RSD	19.22	.331	102.8	1.791	.0231	1.873

Elems	Ca	Cd	Co	Cr	Cu	Fe
Units	ppb	ppb	ppb	ppb	ppb	ppb
Avge	41640.	.5763	26.85	4.467	-.3283	20.98
SDev	30.57	.0026	.2628	.1657	.2025	1.054
%RSD	.0734	.4584	.9786	3.709	61.69	5.026

Elems	K	Mg	Mn	Mo	Na	Ni
Units	ppb	ppb	ppb	ppb	ppb	ppb
Avge	1696.	7401.	2791.	-.2532	H1232e3	45.13
SDev	1.039	12.56	2.401	.6023	417.2	.7506
%RSD	.0613	.1697	.086	237.8	.0339	1.663

Elems	Se	Pb	Sb	Sn	Ti	Tl
Units	ppb	ppb	ppb	ppb	ppb	ppb
Avge	4.8757	3.0865	-1.0443	-.6770	-.1685	-2.0996
SDev	1.1743	.42239	.01285	.2669	.0006	.96403
%RSD	24.084	13.685	1.2309	39.42	.3267	45.915

Elems	V	Zn	2203\1	2203\2	1960\1	1960\2
Units	ppb	ppb	ppb	ppb	ppb	ppb
Avge	-.6661	83.84	4.5080	2.3768	9.8165	2.4091
SDev	.0325	.288	.0628	.60192	2.3155	.60455
%RSD	4.875	.3435	1.3933	25.325	23.588	25.095

Elems	2068/2	2068/1	Y_3710	*Y
Units	ppb	ppb	ppb	
Avge	.24092	-1.6859	5.0000	18578.3
SDev	1.1862	.61149	0	63.2156
%RSD	492.37	36.271	0	.34026

Method: ARMY Sample Name: K9C72T Operator: KLC
Run Time: 04/06/09 22:42 Filename: I50406A
Mode: CONC Type: S Corr. Factor: 1.00000
Lab ID.: N.CANTON Cust. Smpl. ID.: Cust. ID.:

Elems	Ag	Al	As	B	Ba	Be
Units	ppb	ppb	ppb	ppb	ppb	ppb
Avge	.1652	198.7	1.7648	34.97	205.7	.6671
SDev	.3051	.9966	1.1456	.2303	.2676	.001
%RSD	184.6	.5016	64.912	.6586	.1301	.1534

Elems	Ca	Cd	Co	Cr	Cu	Fe
Units	ppb	ppb	ppb	ppb	ppb	ppb
Avge	160400.	.2915	46.67	4.273	4.583	224.3
SDev	128.7	.0211	.0775	.2247	.1473	6.837
%RSD	.0802	7.234	.1662	5.258	3.214	3.048

Elems	K	Mg	Mn	Mo	Na	Ni
Units	ppb	ppb	ppb	ppb	ppb	ppb
Avge	2742.	34560.	3584.	.2852	H1230e3	54.43
SDev	.9476	24.83	3.7	.4575	347.2	.7913
%RSD	.0346	.0719	.1032	160.4	.0282	1.454

Elems	Se	Pb	Sb	Sn	Ti	Tl
Units	ppb	ppb	ppb	ppb	ppb	ppb
Avge	6.6415	5.3187	-2.6740	-.0517	-2.592	-2.7817
SDev	.72874	.64038	.54552	.6801	.0021	.27331
%RSD	10.973	12.04	20.401	1315	.0796	9.8253

Elems	V	Zn	2203\1	2203\2	1960\1	1960\2
Units	ppb	ppb	ppb	ppb	ppb	ppb
Avge	-1.022	36.92	4.7714	5.5919	8.5516	5.6879
SDev	.1325	.1728	1.3296	.29629	1.8787	.15461
%RSD	12.96	.4679	27.866	5.2987	21.969	2.7183

Elems	2068/2	2068/1	Y_3710	*Y
Units	ppb	ppb	ppb	
Avge	1.5223	-4.7691	5.0000	18597.3
SDev	.8095	.41373	0	14.8492
%RSD	53.178	8.6753	0	.07984

Method: ARMY Sample Name: K9C73T Operator: KLC
Run Time: 04/06/09 22:47 Filename: I50406A
Mode: CONC Type: S Corr. Factor: 1.00000
Lab ID.: N.CANTON Cust. Smpl. ID.: Cust. ID.:

Elems	Ag	Al	As	B	Ba	Be
Units	ppb	ppb	ppb	ppb	ppb	ppb
Avge	.5627	294.3	1.2605	40.66	345.2	.8819
SDev	.6926	4.831	1.7761	.6624	.6454	.0053
%RSD	123.1	1.642	140.91	1.629	.187	.5971

Elems	Ca	Cd	Co	Cr	Cu	Fe
Units	ppb	ppb	ppb	ppb	ppb	ppb
Avge	247000.	.5922	18.07	5.574	13.14	1174.
SDev	506.9	.113	.2956	.1631	.1996	10.19
%RSD	.2052	19.08	1.636	2.926	1.519	.8678

Elems	K	Mg	Mn	Mo	Na	Ni
Units	ppb	ppb	ppb	ppb	ppb	ppb
Avge	3706.	33700.	2980.	-.8925	H1208e3	36.25
SDev	3.441	91.86	5.374	.6065	511.5	1.123
%RSD	.0928	.2726	.1804	67.95	.0423	3.098

Elems	Se	Pb	Sb	Sn	Ti	Tl
Units	ppb	ppb	ppb	ppb	ppb	ppb
Avge	4.8042	14.428	1.9127	1.947	-3.862	.41019
SDev	1.3015	.34217	.80319	.3952	.0101	.44263
%RSD	27.091	2.3716	41.994	20.3	.2603	107.91

Elems	V	Zn	2203\1	2203\2	1960\1	1960\2
Units	ppb	ppb	ppb	ppb	ppb	ppb
Avge	-1.140	61.57	13.122	15.080	7.3559	3.5302
SDev	.132	.0162	.05169	.48719	2.8712	.51781
%RSD	11.58	.0263	.39392	3.2308	39.033	14.668

Elems	2068/2	2068/1	Y_3710	*Y
Units	ppb	ppb	ppb	
Avge	2.9078	1.4158	5.0000	18710.9
SDev	1.604	.40339	0	48.7904
%RSD	55.161	28.492	0	.26075

Method: ARMY Sample Name: K9C76T Operator: KLC
Run Time: 04/06/09 22:51 Filename: I50406A
Mode: CONC Type: S Corr. Factor: 1.00000
Lab ID.: N.CANTON Cust. Smpl. ID.: Cust. ID.:

Elems	Ag	Al	As	B	Ba	Be
Units	ppb	ppb	ppb	ppb	ppb	ppb
Avge	.3237	809.3	1.6210	107.2	244.8	1.119
SDev	.5492	4.355	.32305	.3982	.4415	.0267
%RSD	169.7	.5382	19.93	.3714	.1803	2.384

Elems	Ca	Cd	Co	Cr	Cu	Fe
Units	ppb	ppb	ppb	ppb	ppb	ppb
Avge	28230.	.3205	4.367	1.623	-.3817	26.18
SDev	25.52	.1361	.4535	.3386	.2119	2.921
%RSD	.0904	42.46	10.38	20.87	55.5	11.16

Elems	K	Mg	Mn	Mo	Na	Ni
Units	ppb	ppb	ppb	ppb	ppb	ppb
Avge	1579.	6339.	1422.	-1.124	H1225e3	43.87
SDev	8.246	10.74	2.915	.8998	1457	.877
%RSD	.5224	.1695	.2049	80.06	.1189	1.999

Elems	Se	Pb	Sb	Sn	Ti	Tl
Units	ppb	ppb	ppb	ppb	ppb	ppb
Avge	3.1433	5.1401	-.26470	1.013	-.2461	-2.2971
SDev	.925	.10187	1.4939	.6737	.3385	.92384
%RSD	29.428	1.982	564.35	66.51	137.5	40.217

Elems	V	Zn	2203\1	2203\2	1960\1	1960\2
Units	ppb	ppb	ppb	ppb	ppb	ppb
Avge	-.1812	133.1	3.8898	5.7643	4.7675	2.3325
SDev	.2606	.6	2.1822	1.2422	3.3512	3.0599
%RSD	143.9	.4509	56.101	21.55	70.294	131.19

Elems	2068/2	2068/1	Y_3710	*Y
Units	ppb	ppb	ppb	
Avge	-.43052	-.18192	5.0000	18835
SDev	2.5073	3.4915	0	1.13109
%RSD	582.37	1919.2	0	.006

Method: ARMY Sample Name: K9C77T Operator: KLC
Run Time: 04/06/09 22:56 Filename: I50406A
Mode: CONC Type: S Corr. Factor: 1.00000
Lab ID.: N.CANTON Cust. Smpl. ID.: Cust. ID.:

Elems	Ag	Al	As	B	Ba	Be
Units	ppb	ppb	ppb	ppb	ppb	ppb
Avge	.8223	231.3	2.8599	85.73	293.1	.8792
SDev	.7603	1.244	.85425	1.108	.4086	.0047
%RSD	92.46	.5379	29.871	1.293	.1394	.5337

Elems	Ca	Cd	Co	Cr	Cu	Fe
Units	ppb	ppb	ppb	ppb	ppb	ppb
Avge	259100.	.6384	34.74	3.978	16.71	520.5
SDev	325	.001	.437	.0309	.3741	9.544
%RSD	.1255	.1641	1.258	.7761	2.238	1.833

Elems	K	Mg	Mn	Mo	Na	Ni
Units	ppb	ppb	ppb	ppb	ppb	ppb
Avge	3027.	37150.	3485.	-.2597	H1264e3	69.89
SDev	2.173	60.22	3.139	1.212	922.9	.0129
%RSD	.0718	.1621	.0901	466.7	.073	.0185

Elems	Se	Pb	Sb	Sn	Ti	Tl
Units	ppb	ppb	ppb	ppb	ppb	ppb
Avge	3.2534	8.7764	.03602	.5293	-4.178	1.9476
SDev	1.1283	.66311	.2181	.451	.4686	.93891
%RSD	34.681	7.5556	605.39	85.19	11.22	48.209

Elems	V	Zn	2203\1	2203\2	1960\1	1960\2
Units	ppb	ppb	ppb	ppb	ppb	ppb
Avge	-.7252	115.8	8.0709	9.1287	10.321	-.27529
SDev	.2972	.2822	2.2166	2.1008	3.798	3.5878
%RSD	40.98	.2438	27.464	23.013	36.798	1303.3

Elems	2068/2	2068/1	Y_3710	*Y
Units	ppb	ppb	ppb	
Avge	2.4521	-1.1702	5.0000	18737.7
SDev	1.2803	.31221	0	67.1751
%RSD	52.213	26.68	0	.3585

Method: ARMY Sample Name: K9L5VB Operator: KLC
Run Time: 04/06/09 23:01 Filename: I50406A
Mode: CONC Type: S Corr. Factor: 1.00000
Lab ID.: N.CANTON Cust. Smpl. ID.: Cust. ID.:

Elems	Ag	Al	As	B	Ba	Be
Units	ppb	ppb	ppb	ppb	ppb	ppb
Avge	.4978	11.38	.32515	3.811	.2090	.3945
SDev	.4171	.6186	1.266	.0027	.0827	.0347
%RSD	83.79	5.438	389.36	.0707	39.58	8.787

Elems	Ca	Cd	Co	Cr	Cu	Fe
Units	ppb	ppb	ppb	ppb	ppb	ppb
Avge	279.2	.0374	.1714	.1838	-2.186	H315.0
SDev	3.434	.0531	.055	.0466	.1561	6.293
%RSD	1.23	141.8	32.09	25.35	7.139	1.998

Elems	K	Mg	Mn	Mo	Na	Ni
Units	ppb	ppb	ppb	ppb	ppb	ppb
Avge	154.3	7.222	3.601	-.2250	-666.1	.6844
SDev	3.903	3.332	.1829	.1455	121.8	.6115
%RSD	2.529	46.13	5.078	64.63	18.29	89.35

Elems	Se	Pb	Sb	Sn	Ti	Tl
Units	ppb	ppb	ppb	ppb	ppb	ppb
Avge	2.4994	.15333	-.14054	1.475	-.0067	2.7931
SDev	.02265	.06761	2.1869	.2942	0	4.763
%RSD	.90623	44.1	1556	19.95	0	170.53

Elems	V	Zn	2203\1	2203\2	1960\1	1960\2
Units	ppb	ppb	ppb	ppb	ppb	ppb
Avge	-.3371	5.107	-.93819	.69827	6.4182	.54288
SDev	.1903	.1137	1.8656	1.0328	.48294	.27506
%RSD	56.45	2.226	198.85	147.9	7.5246	50.667

Elems	2068/2	2068/1	Y_3710	*Y
Units	ppb	ppb	ppb	
Avge	-.81700	.19717	5.0000	19465.3
SDev	3.7164	1.4233	0	4.66662
%RSD	454.88	721.86	0	.02397

Method: ARMY Sample Name: K9L5VC Operator: KLC
Run Time: 04/06/09 23:06 Filename: I50406A
Mode: CONC Type: S Corr. Factor: 1.00000
Lab ID.: N.CANTON Cust. Smpl. ID.: Cust. ID.:

Elems	Ag	Al	As	B	Ba	Be
Units	ppb	ppb	ppb	ppb	ppb	ppb
Avge	51.13	1831.	1755.9	858.9	1835.	47.63
SDev	.1242	2.58	.23892	3.15	.2337	.0042
%RSD	.2429	.1409	.0136	.3667	.0127	.0089

Elems	Ca	Cd	Co	Cr	Cu	Fe
Units	ppb	ppb	ppb	ppb	ppb	ppb
Avge	46140.	47.52	470.5	184.1	231.4	1052.
SDev	7.311	.0934	.497	.5145	.9285	.9018
%RSD	.0158	.1966	.1056	.2794	.4013	.0857

Elems	K	Mg	Mn	Mo	Na	Ni
Units	ppb	ppb	ppb	ppb	ppb	ppb
Avge	46700.	47410.	490.7	925.2	46620.	490.0
SDev	79.58	16.56	.1187	4.818	3.268	.0584
%RSD	.1704	.0349	.0242	.5207	.007	.0119

Elems	Se	Pb	Sb	Sn	Ti	Tl
Units	ppb	ppb	ppb	ppb	ppb	ppb
Avge	1773.4	456.31	463.50	1890.	896.3	1868.8
SDev	4.4029	.10094	2.3553	.8004	.1562	4.0477
%RSD	.24826	.02212	.50814	.0423	.0174	.21659

Elems	V	Zn	2203\1	2203\2	1960\1	1960\2
Units	ppb	ppb	ppb	ppb	ppb	ppb
Avge	459.3	474.0	460.04	454.44	1841.1	1739.6
SDev	.0897	.0747	.00541	.15405	.82622	7.0136
%RSD	.0195	.0158	.00117	.03389	.04487	.40316

Elems	2068/2	2068/1	Y_3710	*Y
Units	ppb	ppb	ppb	
Avge	430.75	479.86	5.0000	19336.5
SDev	.645	3.2091	0	48.7904
%RSD	.14973	.66876	0	.25232

Method: ARMY Sample Name: K9J54 Operator: KLC
Run Time: 04/06/09 23:11 Filename: I50406A
Mode: CONC Type: S Corr. Factor: 1.00000
Lab ID.: N.CANTON Cust. Smpl. ID.: Cust. ID.:

Elems	Ag	Al	As	B	Ba	Be
Units	ppb	ppb	ppb	ppb	ppb	ppb
Avge	.7561	169.8	4.4212	20.30	102.5	.4059
SDev	.4534	3.542	.07678	1.97	.0495	.0073
%RSD	59.97	2.086	1.7367	9.707	.0483	1.786

Elems	Ca	Cd	Co	Cr	Cu	Fe
Units	ppb	ppb	ppb	ppb	ppb	ppb
Avge	49340.	-.0292	.1902	.7003	.4289	444.0
SDev	15.28	.0607	.0832	1.133	.3876	3.364
%RSD	.031	207.6	43.76	161.8	90.37	.7578

Elems	K	Mg	Mn	Mo	Na	Ni
Units	ppb	ppb	ppb	ppb	ppb	ppb
Avge	12500.	328.6	16.09	2.809	43240.	-.1943
SDev	27.94	1.055	.0123	.8905	372.9	.6627
%RSD	.2235	.3211	.0766	31.7	.8624	341.2

Elems	Se	Pb	Sb	Sn	Ti	Tl
Units	ppb	ppb	ppb	ppb	ppb	ppb
Avge	2.1445	33.321	.33963	.3338	4.368	1.6698
SDev	.15974	.17667	2.8015	.2034	.2124	.7385
%RSD	7.4493	.53023	824.86	60.94	4.863	44.227

Elems	V	Zn	2203\1	2203\2	1960\1	1960\2
Units	ppb	ppb	ppb	ppb	ppb	ppb
Avge	.4139	81.99	32.432	33.764	6.6746	-.11720
SDev	.0291	.1148	1.8287	1.1779	1.7115	1.094
%RSD	7.03	.14	5.6385	3.4884	25.642	933.37

Elems	2068/2	2068/1	Y_3710	*Y
Units	ppb	ppb	ppb	
Avge	1.0527	-.01633	5.0000	19233.2
SDev	1.1616	3.6203	0	37.6189
%RSD	110.34	22159	0	.19559

Method: ARMY Sample Name: CCV Operator: KLC
Run Time: 04/06/09 23:17 Filename: I50406A
Mode: CONC Type: Q Corr. Factor: 1.00000
Lab ID.: N.CANTON Cust. Smpl. ID.: Cust. ID.:

Elems	Ag	Al	As	B	Ba	Be
Units	ppb	ppb	ppb	ppb	ppb	ppb
Avge	949.0	23150.	454.32	Q4259.	1864.	1884.
SDev	.0025	4.936	.89283	1.489	.1057	1.959
%RSD	.0003	.0213	.19652	.035	.0057	.104

Elems	Ca	Cd	Co	Cr	Cu	Fe
Units	ppb	ppb	ppb	ppb	ppb	ppb
Avge	46850.	488.6	1905.	1836.	1863.	Q22160.
SDev	49.06	.6665	.3988	1.782	1.247	22.95
%RSD	.1047	.1364	.0209	.097	.0669	.1036

Elems	K	Mg	Mn	Mo	Na	Ni
Units	ppb	ppb	ppb	ppb	ppb	ppb
Avge	46770.	47850.	1967.	1874.	45700.	1986.
SDev	18.11	64.02	1.511	7.297	67.42	1.931
%RSD	.0387	.1338	.0768	.3895	.1475	.0972

Elems	Se	Pb	Sb	Sn	Ti	Tl
Units	ppb	ppb	ppb	ppb	ppb	ppb
Avge	450.03	467.96	455.45	4776.	Q4451.	962.65
SDev	2.7167	.25746	1.896	1.474	2.398	4.8769
%RSD	.60366	.05501	.41628	.0309	.0539	.50661

Elems	V	Zn	2203\1	2203\2	1960\1	1960\2
Units	ppb	ppb	ppb	ppb	ppb	ppb
Avge	1843.	1889.	471.81	466.04	469.06	440.52
SDev	1.944	.0562	1.1107	.16851	1.2741	4.7091
%RSD	.1054	.003	.23541	.03615	.27162	1.069

Elems	2068/2	2068/1	Y_3710	*Y
Units	ppb	ppb	ppb	
Avge	427.90	469.21	5.0000	19064.5
SDev	.0266	2.8293	0	22.2034
%RSD	.00621	.60298	0	.11646

Method: ARMY Sample Name: CCB Operator: KLC
Run Time: 04/06/09 23:23 Filename: I50406A
Mode: CONC Type: Q Corr. Factor: 1.00000
Lab ID.: N.CANTON Cust. Smpl. ID.: Cust. ID.:

Elems	Ag	Al	As	B	Ba	Be
Units	ppb	ppb	ppb	ppb	ppb	ppb
Avge	.6537	-16.60	.75614	6.701	.0080	.3906
SDev	.6627	.6604	1.5057	.1337	.0418	.0004
%RSD	101.4	3.979	199.12	1.996	525.6	.095

Elems	Ca	Cd	Co	Cr	Cu	Fe
Units	ppb	ppb	ppb	ppb	ppb	ppb
Avge	-11.56	-.1103	-.1616	.2249	-3.886	5.228
SDev	.3692	.0212	.5255	.0005	.3146	.3526
%RSD	3.195	19.24	325.2	.2365	8.095	6.745

Elems	K	Mg	Mn	Mo	Na	Ni
Units	ppb	ppb	ppb	ppb	ppb	ppb
Avge	159.0	-2.623	-.0209	3.927	-341.3	-.8695
SDev	8.778	.0121	.0489	2.193	180	.9478
%RSD	5.521	.4599	234.1	55.85	52.74	109

Elems	Se	Pb	Sb	Sn	Ti	Tl
Units	ppb	ppb	ppb	ppb	ppb	ppb
Avge	2.3587	-.75565	.30042	-.6054	-.0067	-.30844
SDev	1.3547	1.0397	.42669	.2621	0	3.6255
%RSD	57.435	137.59	142.03	43.3	0	1175.4

Elems	V	Zn	2203\1	2203\2	1960\1	1960\2
Units	ppb	ppb	ppb	ppb	ppb	ppb
Avge	-.7507	.1690	-.16023	-1.0529	6.3260	.37806
SDev	.1573	.0395	4.1915	.53385	3.1128	.47702
%RSD	20.95	23.36	2615.9	50.702	49.207	126.18

Elems	2068/2	2068/1	Y_3710	*Y
Units	ppb	ppb	ppb	
Avge	2.3794	-.73752	5.0000	19295.2
SDev	1.5958	.15699	0	8.7684
%RSD	67.067	21.287	0	.04544

Method: ARMY Sample Name: K9J54L Operator: KLC
Run Time: 04/06/09 23:28 Filename: I50406A
Mode: CONC Type: S Corr. Factor: 1.00000
Lab ID.: N.CANTON Cust. Smpl. ID.: Cust. ID.:

Elems	Ag	Al	As	B	Ba	Be
Units	ppb	ppb	ppb	ppb	ppb	ppb
Avge	.7602	21.05	.81871	6.155	20.38	.4285
SDev	.5994	2.18	.59433	1.15	.0483	.0185
%RSD	78.84	10.36	72.593	18.68	.2371	4.31

Elems	Ca	Cd	Co	Cr	Cu	Fe
Units	ppb	ppb	ppb	ppb	ppb	ppb
Avge	9763.	.0567	.8141	16.11	7.498	12020.
SDev	1.954	.0754	.0276	.1472	.5225	22.77
%RSD	.02	132.8	3.396	.9136	6.969	.1894

Elems	K	Mg	Mn	Mo	Na	Ni
Units	ppb	ppb	ppb	ppb	ppb	ppb
Avge	2264.	64.74	99.65	2.286	8864.	8.747
SDev	4.599	4.639	.0265	.2942	159.8	.809
%RSD	.2031	7.165	.0265	12.87	1.803	9.248

Elems	Se	Pb	Sb	Sn	Ti	Tl
Units	ppb	ppb	ppb	ppb	ppb	ppb
Avge	3.0893	6.8440	1.9142	1.555	.9275	1.3090
SDev	.79055	.44942	1.8242	.0999	.4407	.89305
%RSD	25.59	6.5666	95.298	6.425	47.51	68.225

Elems	V	Zn	2203\1	2203\2	1960\1	1960\2
Units	ppb	ppb	ppb	ppb	ppb	ppb
Avge	.0112	17.66	4.4609	8.0338	3.0200	3.1238
SDev	.1596	.115	1.7019	.17587	2.738	2.5522
%RSD	1429	.6513	38.151	2.1892	90.661	81.699

Elems	2068/2	2068/1	Y_3710	*Y
Units	ppb	ppb	ppb	
Avge	2.0221	1.8603	5.0000	19303.8
SDev	1.6527	1.9098	0	6.22309
%RSD	81.733	102.66	0	.03223

Method: ARMY Sample Name: K9J54X Operator: KLC
Run Time: 04/06/09 23:32 Filename: I50406A
Mode: CONC Type: S Corr. Factor: 1.00000
Lab ID.: N.CANTON Cust. Smpl. ID.: Cust. ID.:

Elems	Ag	Al	As	B	Ba	Be
Units	ppb	ppb	ppb	ppb	ppb	ppb
Avge	1.425	202.9	5.9194	21.00	106.9	.4174
SDev	.2004	1.056	4.2353	.9983	.2585	.0076
%RSD	14.06	.5204	71.549	4.753	.2419	1.818

Elems	Ca	Cd	Co	Cr	Cu	Fe
Units	ppb	ppb	ppb	ppb	ppb	ppb
Avge	50220.	.0989	.2292	1.698	.1266	694.7
SDev	69.42	.0669	.1936	.285	.1974	9.753
%RSD	.1382	67.69	84.45	16.78	156	1.404

Elems	K	Mg	Mn	Mo	Na	Ni
Units	ppb	ppb	ppb	ppb	ppb	ppb
Avge	12790.	339.1	17.72	.4139	44480.	1.174
SDev	31.41	3.447	.0124	.7298	124.9	.0453
%RSD	.2457	1.017	.0702	176.3	.2809	3.859

Elems	Se	Pb	Sb	Sn	Ti	Tl
Units	ppb	ppb	ppb	ppb	ppb	ppb
Avge	.60480	35.395	1.0905	-.0945	5.987	-2.4996
SDev	1.2031	.37585	2.9355	1.316	.3344	1.1386
%RSD	198.92	1.0619	269.19	1392	5.586	45.553

Elems	V	Zn	2203\1	2203\2	1960\1	1960\2
Units	ppb	ppb	ppb	ppb	ppb	ppb
Avge	.1525	87.48	36.990	34.599	4.8460	-1.5126
SDev	.0643	.0393	2.1761	1.6499	6.7247	1.5536
%RSD	42.15	.0449	5.8831	4.7688	138.77	102.71

Elems	2068/2	2068/1	Y_3710	*Y
Units	ppb	ppb	ppb	
Avge	3.8919	-.30813	5.0000	19303.5
SDev	.16371	4.3193	0	13.435
%RSD	4.2066	1401.7	0	.06959

Method: ARMY Sample Name: K9J54S Operator: KLC
Run Time: 04/06/09 23:37 Filename: I50406A
Mode: CONC Type: S Corr. Factor: 1.00000
Lab ID.: N.CANTON Cust. Smpl. ID.: Cust. ID.:

Elems	Ag	Al	As	B	Ba	Be
Units	ppb	ppb	ppb	ppb	ppb	ppb
Avge	52.59	2078.	1801.0	885.1	1962.	48.44
SDev	.4981	2.15	2.3931	1.518	4.784	.0437
%RSD	.9471	.1035	.13287	.1715	.2438	.0902

Elems	Ca	Cd	Co	Cr	Cu	Fe
Units	ppb	ppb	ppb	ppb	ppb	ppb
Avge	95180.	48.35	478.4	187.9	238.4	1488.
SDev	31.49	.1873	.2097	.3636	.7927	22.42
%RSD	.0331	.3874	.0438	.1935	.3325	1.507

Elems	K	Mg	Mn	Mo	Na	Ni
Units	ppb	ppb	ppb	ppb	ppb	ppb
Avge	61520.	48300.	513.5	940.3	89910.	501.2
SDev	216.7	73.84	.123	7.664	22.23	.8773
%RSD	.3523	.1529	.024	.8151	.0247	.1751

Elems	Se	Pb	Sb	Sn	Ti	Tl
Units	ppb	ppb	ppb	ppb	ppb	ppb
Avge	1802.2	494.27	477.47	1934.	912.4	1893.6
SDev	.66498	.0198	7.3297	.323	.5296	.32239
%RSD	.03689	.004	1.5351	.0167	.058	.01702

Elems	V	Zn	2203\1	2203\2	1960\1	1960\2
Units	ppb	ppb	ppb	ppb	ppb	ppb
Avge	465.5	560.9	495.51	493.65	1863.9	1771.4
SDev	.1563	.7998	6.9069	3.478	11.064	6.5206
%RSD	.0336	.1426	1.3939	.70455	.59359	.36811

Elems	2068/2	2068/1	Y_3710	*Y
Units	ppb	ppb	ppb	
Avge	438.07	497.15	5.0000	19092.2
SDev	2.6451	12.31	0	.56485
%RSD	.6038	2.476	0	.00295

Method: ARMY Sample Name: CCV Operator: KLC
Run Time: 04/06/09 23:43 Filename: I50406A
Mode: CONC Type: Q Corr. Factor: 1.00000
Lab ID.: N.CANTON Cust. Smpl. ID.: Cust. ID.:

Elems	Ag	Al	As	B	Ba	Be
Units	ppb	ppb	ppb	ppb	ppb	ppb
Avge	949.5	23140.	453.03	Q4239.	1863.	1878.
SDev	1.182	32.77	.79637	25.71	2.271	.5855
%RSD	.1245	.1416	.17578	.6064	.1219	.0312

Elems	Ca	Cd	Co	Cr	Cu	Fe
Units	ppb	ppb	ppb	ppb	ppb	ppb
Avge	46710.	487.3	1900.	1831.	1864.	Q22060.
SDev	8.737	.169	1.102	.0452	1.217	3.544
%RSD	.0187	.0347	.058	.0025	.0653	.0161

Elems	K	Mg	Mn	Mo	Na	Ni
Units	ppb	ppb	ppb	ppb	ppb	ppb
Avge	46720.	47730.	1959.	1873.	45510.	1987.
SDev	92.55	18.25	1.342	7.233	117	3.929
%RSD	.1981	.0382	.0685	.3861	.2571	.1978

Elems	Se	Pb	Sb	Sn	Ti	Tl
Units	ppb	ppb	ppb	ppb	ppb	ppb
Avge	Q445.92	465.03	452.60	4757.	Q4437.	961.16
SDev	1.7545	.81621	2.7131	.887	2.416	1.0084
%RSD	.39345	.17551	.59944	.0186	.0545	.10491

Elems	V	Zn	2203\1	2203\2	1960\1	1960\2
Units	ppb	ppb	ppb	ppb	ppb	ppb
Avge	1837.	1886.	468.33	463.38	459.78	439.00
SDev	1.071	1.469	.27496	1.0864	5.0075	5.1305
%RSD	.0583	.0779	.05871	.23445	1.0891	1.1687

Elems	2068/2	2068/1	Y_3710	*Y
Units	ppb	ppb	ppb	
Avge	425.70	466.03	5.0000	19105.1
SDev	.13612	3.9996	0	42.2841
%RSD	.03197	.85823	0	.22132

Method: ARMY Sample Name: CCB Operator: KLC
Run Time: 04/06/09 23:49 Filename: I50406A
Mode: CONC Type: Q Corr. Factor: 1.00000
Lab ID.: N.CANTON Cust. Smpl. ID.: Cust. ID.:

Elems	Ag	Al	As	B	Ba	Be
Units	ppb	ppb	ppb	ppb	ppb	ppb
Avge	1.049	-18.57	.70354	6.096	.0087	.3989
SDev	.2326	2.64	.46178	.0219	.0424	.0108
%RSD	22.17	14.21	65.637	.3586	486	2.718

Elems	Ca	Cd	Co	Cr	Cu	Fe
Units	ppb	ppb	ppb	ppb	ppb	ppb
Avge	-12.29	-.1110	-.0452	.3441	-3.467	-.0829
SDev	.0875	.1181	.4158	.1161	.245	5.017
%RSD	.7122	106.4	920.8	33.73	7.066	6054

Elems	K	Mg	Mn	Mo	Na	Ni
Units	ppb	ppb	ppb	ppb	ppb	ppb
Avge	150.8	-.1854	-.0067	4.044	-449.9	-.2980
SDev	4.317	.1314	.1267	2.65	121.9	1.85
%RSD	2.863	70.9	1883	65.51	27.09	620.9

Elems	Se	Pb	Sb	Sn	Ti	Tl
Units	ppb	ppb	ppb	ppb	ppb	ppb
Avge	.59685	.64823	.49133	.2366	.2276	-2.6907
SDev	2.7641	.85117	.25708	.1273	.3314	.63076
%RSD	463.12	131.31	52.324	53.8	145.6	23.442

Elems	V	Zn	2203\1	2203\2	1960\1	1960\2
Units	ppb	ppb	ppb	ppb	ppb	ppb
Avge	-.6602	.2849	1.0676	.43886	-.90187	1.3451
SDev	.0291	.0469	.67767	1.6145	1.6238	3.3335
%RSD	4.405	16.46	63.477	367.87	180.05	247.82

Elems	2068/2	2068/1	Y_3710	*Y
Units	ppb	ppb	ppb	
Avge	4.4205	-1.4703	5.0000	19258.4
SDev	.74349	.01424	0	31.1127
%RSD	16.819	.96889	0	.16155

Method: ARMY Sample Name: CCV Operator:
Run Time: 04/07/09 07:05 Filename: I50406A
Mode: CONC Type: Q Corr. Factor: 1.00000
Lab ID.: N.CANTON Cust. Smpl. ID.: Cust. ID.:

Elems	Ag	Al	As	B	Ba	Be
Units	ppb	ppb	ppb	ppb	ppb	ppb
Avge	952.4	23590.	462.35	Q4356.	1881.	1916.
SDev	.6792	1.435	2.1229	8.265	.5733	.8657
%RSD	.0713	.0061	.45916	.1897	.0305	.0452

Elems	Ca	Cd	Co	Cr	Cu	Fe
Units	ppb	ppb	ppb	ppb	ppb	ppb
Avge	47840.	490.6	1962.	1895.	1915.	23670.
SDev	.8121	.0719	.3902	.3411	.5763	2.164
%RSD	.0017	.0147	.0199	.018	.0301	.0091

Elems	K	Mg	Mn	Mo	Na	Ni
Units	ppb	ppb	ppb	ppb	ppb	ppb
Avge	47120.	48290.	1947.	1947.	47070.	2019.
SDev	90.47	24.37	1.918	11.42	86.03	2.414
%RSD	.192	.0505	.0985	.5863	.1828	.1196

Elems	Se	Pb	Sb	Sn	Ti	Tl
Units	ppb	ppb	ppb	ppb	ppb	ppb
Avge	463.94	474.06	472.23	4843.	4614.	975.57
SDev	.62169	.67301	1.9103	7.53	1.25	3.7638
%RSD	.134	.14196	.40451	.1555	.0271	.38579

Elems	V	Zn	2203\1	2203\2	1960\1	1960\2
Units	ppb	ppb	ppb	ppb	ppb	ppb
Avge	1925.	1922.	485.85	468.18	493.83	449.02
SDev	.7849	1.298	.72542	1.3712	4.4733	3.1654
%RSD	.0408	.0675	.14931	.29288	.90584	.70495

Elems	2068/2	2068/1	Y_3710	*Y
Units	ppb	ppb	ppb	
Avge	434.90	490.87	5.0000	19012.1
SDev	.64955	3.1883	0	25.8798
%RSD	.14935	.64951	0	.13612

Method: ARMY Sample Name: CCB Operator:
Run Time: 04/07/09 07:12 Filename: I50406A
Mode: CONC Type: Q Corr. Factor: 1.00000
Lab ID.: N.CANTON Cust. Smpl. ID.: Cust. ID.:

Elems	Ag	Al	As	B	Ba	Be
Units	ppb	ppb	ppb	ppb	ppb	ppb
Avge	.9563	-3.037	.04734	5.016	-.0776	.1738
SDev	.5012	2.567	1.8573	.5759	.0016	.0392
%RSD	52.41	84.54	3922.8	11.48	2.055	22.53

Elems	Ca	Cd	Co	Cr	Cu	Fe
Units	ppb	ppb	ppb	ppb	ppb	ppb
Avge	-7.375	-.0908	-.3624	.1355	-2.402	4.206
SDev	.317	.1352	.2482	.006	.2624	2.534
%RSD	4.298	148.9	68.48	4.451	10.93	60.25

Elems	K	Mg	Mn	Mo	Na	Ni
Units	ppb	ppb	ppb	ppb	ppb	ppb
Avge	149.0	-2.117	-.0399	2.838	-360.6	-.0157
SDev	1.69	.86	.0384	1.503	212.2	.5169
%RSD	1.134	40.63	96.21	52.97	58.85	3302

Elems	Se	Pb	Sb	Sn	Ti	Tl
Units	ppb	ppb	ppb	ppb	ppb	ppb
Avge	2.0861	-.82362	.88348	-.1419	-.0067	-1.6103
SDev	1.7032	1.2539	.34768	.2196	0	.13577
%RSD	81.644	152.25	39.353	154.7	0	8.4311

Elems	V	Zn	2203\1	2203\2	1960\1	1960\2
Units	ppb	ppb	ppb	ppb	ppb	ppb
Avge	-.2044	.2520	-.96023	-.75542	-.98329	3.6185
SDev	.552	.1584	.55648	1.6022	2.8842	1.1136
%RSD	270	62.84	57.953	212.09	293.32	30.774

Elems	2068/2	2068/1	Y_3710	*Y
Units	ppb	ppb	ppb	
Avge	3.6949	-.52011	5.0000	19113.3
SDev	1.1808	.06824	0	102.53
%RSD	31.957	13.122	0	.53643

Method: ARMY Sample Name: K8862 Operator:
Run Time: 04/07/09 07:17 Filename: I50406A
Mode: CONC Type: S Corr. Factor: 1.00000
Lab ID.: N.CANTON Cust. Smpl. ID.: Cust. ID.:

Elems	Ag	Al	As	B	Ba	Be
Units	ppb	ppb	ppb	ppb	ppb	ppb
Avge	.2632	17.72	-.22170	4.321	.2081	.1530
SDev	.2278	7.429	.76726	.4611	.1669	.0112
%RSD	86.54	41.92	346.08	10.67	80.23	7.349

Elems	Ca	Cd	Co	Cr	Cu	Fe
Units	ppb	ppb	ppb	ppb	ppb	ppb
Avge	285.4	-.0479	-.4271	-.7949	-1.557	47.87
SDev	4.397	.0513	.4627	.0707	.0118	9.021
%RSD	1.541	107.2	108.3	8.897	.7586	18.84

Elems	K	Mg	Mn	Mo	Na	Ni
Units	ppb	ppb	ppb	ppb	ppb	ppb
Avge	142.6	1.441	1.356	-.5359	-942.0	-.7469
SDev	15.34	2.04	.0231	1.453	463.9	.0899
%RSD	10.76	141.6	1.707	271.2	49.24	12.04

Elems	Se	Pb	Sb	Sn	Ti	Tl
Units	ppb	ppb	ppb	ppb	ppb	ppb
Avge	1.2747	-.32528	.39621	-.8098	-.0067	-1.3688
SDev	1.7798	.54699	1.74	.0062	0	1.685
%RSD	139.62	168.16	439.15	.7632	0	123.1

Elems	V	Zn	2203\1	2203\2	1960\1	1960\2
Units	ppb	ppb	ppb	ppb	ppb	ppb
Avge	-.3086	5.644	-2.2425	.63188	5.0951	-.63260
SDev	.0346	.1248	1.6468	1.6423	2.8204	1.2603
%RSD	11.21	2.212	73.438	259.9	55.355	199.23

Elems	2068/2	2068/1	Y_3710	*Y
Units	ppb	ppb	ppb	
Avge	.90912	.14014	5.0000	19505.9
SDev	.27893	2.7479	0	70.8515
%RSD	30.682	1960.8	0	.36323

Method: ARMY Sample Name: K8864 Operator:
Run Time: 04/07/09 07:22 Filename: I50406A
Mode: CONC Type: S Corr. Factor: 1.00000
Lab ID.: N.CANTON Cust. Smpl. ID.: Cust. ID.:

Elems	Ag	Al	As	B	Ba	Be
Units	ppb	ppb	ppb	ppb	ppb	ppb
Avge	50.83	1832.	1753.2	864.0	1812.	46.90
SDev	.547	1.156	5.0276	1.71	1.387	.045
%RSD	1.076	.0631	.28676	.198	.0765	.096

Elems	Ca	Cd	Co	Cr	Cu	Fe
Units	ppb	ppb	ppb	ppb	ppb	ppb
Avge	45990.	46.73	472.5	184.9	231.8	1011.
SDev	5.403	.1233	.0724	.3277	.2949	5.09
%RSD	.0117	.2638	.0153	.1772	.1272	.5033

Elems	K	Mg	Mn	Mo	Na	Ni
Units	ppb	ppb	ppb	ppb	ppb	ppb
Avge	46110.	46820.	476.4	940.3	46940.	486.6
SDev	74.73	6.091	.3364	4.567	59.88	.3774
%RSD	.1621	.013	.0706	.4858	.1276	.0776

Elems	Se	Pb	Sb	Sn	Ti	Tl
Units	ppb	ppb	ppb	ppb	ppb	ppb
Avge	1778.8	450.11	467.48	1873.	907.6	1853.3
SDev	9.1209	2.3275	3.2058	.1896	.1701	5.6313
%RSD	.51275	.5171	.68577	.0101	.0187	.30385

Elems	V	Zn	2203\1	2203\2	1960\1	1960\2
Units	ppb	ppb	ppb	ppb	ppb	ppb
Avge	467.6	472.2	459.82	445.26	1900.8	1717.9
SDev	.0521	.1926	2.2851	2.3487	11.882	7.7424
%RSD	.0111	.0408	.49696	.52748	.62511	.45068

Elems	2068/2	2068/1	Y_3710	*Y
Units	ppb	ppb	ppb	
Avge	423.22	489.57	5.0000	19199.5
SDev	.12505	4.7439	0	15.1324
%RSD	.02954	.969	0	.07881

Method: ARMY Sample Name: K9D2LB Operator:
Run Time: 04/07/09 07:27 Filename: I50406A
Mode: CONC Type: S Corr. Factor: 1.00000
Lab ID.: N.CANTON Cust. Smpl. ID.: Cust. ID.:

Elems	Ag	Al	As	B	Ba	Be
Units	ppb	ppb	ppb	ppb	ppb	ppb
Avge	.4429	183.0	H5.1565	H20.62	H100.1	.1727
SDev	.8092	2.553	1.3137	.7046	.1257	.0015
%RSD	182.7	1.395	25.476	3.417	.1256	.8676

Elems	Ca	Cd	Co	Cr	Cu	Fe
Units	ppb	ppb	ppb	ppb	ppb	ppb
Avge	H48590.	.0206	.1702	1.078	1.574	H458.4
SDev	18.88	.0087	.4974	.405	.2363	1.189
%RSD	.0389	42.31	292.2	37.58	15.01	.2595

Elems	K	Mg	Mn	Mo	Na	Ni
Units	ppb	ppb	ppb	ppb	ppb	ppb
Avge	H12220.	321.1	H15.63	4.232	H43500.	.8369
SDev	1.355	1.968	.006	2.034	35.43	.1365
%RSD	.0111	.6127	.0384	48.05	.0814	16.32

Elems	Se	Pb	Sb	Sn	Ti	Tl
Units	ppb	ppb	ppb	ppb	ppb	ppb
Avge	3.3601	H32.152	1.9832	.8541	4.816	1.9297
SDev	4.3451	.36772	.83268	.6824	.01	2.3543
%RSD	129.31	1.1437	41.986	79.9	.2082	122

Elems	V	Zn	2203\1	2203\2	1960\1	1960\2
Units	ppb	ppb	ppb	ppb	ppb	ppb
Avge	.8162	H81.31	31.109	32.673	8.3309	.87843
SDev	.0328	.1952	2.3593	1.7292	5.6632	3.687
%RSD	4.02	.24	7.5841	5.2925	67.979	419.73

Elems	2068/2	2068/1	Y_3710	*Y
Units	ppb	ppb	ppb	
Avge	.99874	2.4747	5.0000	19319.8
SDev	1.9439	2.2189	0	40.1642
%RSD	194.64	89.662	0	.20789

Method: ARMY Sample Name: K9D2LC Operator:
Run Time: 04/07/09 07:32 Filename: I50406A
Mode: CONC Type: S Corr. Factor: 1.00000
Lab ID.: N.CANTON Cust. Smpl. ID.: Cust. ID.:

Elems	Ag	Al	As	B	Ba	Be
Units	ppb	ppb	ppb	ppb	ppb	ppb
Avge	L.9781	L31.12	L2.0013	L3.729	L19.97	L.1313
SDev	1.05	1.977	1.4105	.0449	.4772	.0017
%RSD	107.3	6.353	70.481	1.203	2.39	1.299

Elems	Ca	Cd	Co	Cr	Cu	Fe
Units	ppb	ppb	ppb	ppb	ppb	ppb
Avge	L9603.	L-.0274	L-.4264	L.7954	L-1.598	L89.13
SDev	178.4	.0436	.4559	.0511	.2184	11.2
%RSD	1.857	159.1	106.9	6.43	13.66	12.57

Elems	K	Mg	Mn	Mo	Na	Ni
Units	ppb	ppb	ppb	ppb	ppb	ppb
Avge	L2178.	L56.91	L3.092	L.7005	L8836.	L-.5720
SDev	34.86	3.78	.0897	.3315	5.453	.7244
%RSD	1.6	6.641	2.9	47.32	.0617	126.6

Elems	Se	Pb	Sb	Sn	Ti	Tl
Units	ppb	ppb	ppb	ppb	ppb	ppb
Avge	L1.6260	L6.3239	L.98539	L-.6734	L.6113	L-3.3139
SDev	.24626	.08409	.43583	2.148	.0095	1.7749
%RSD	15.146	1.3299	44.23	318.9	1.55	53.56

Elems	V	Zn	2203\1	2203\2	1960\1	1960\2
Units	ppb	ppb	ppb	ppb	ppb	ppb
Avge	L-.6642	L16.39	7.6793	5.6472	4.2943	.29381
SDev	.2214	.1693	2.2396	.99201	2.7735	1.0154
%RSD	33.34	1.034	29.164	17.566	64.584	345.6

Elems	2068/2	2068/1	Y_3710	*Y
Units	ppb	ppb	ppb	
Avge	4.7406	-.88940	5.0000	19451.9
SDev	2.1767	1.7401	0	298.258
%RSD	45.915	195.65	0	1.53331

Method: ARMY Sample Name: K9J54X Operator: KLC
Run Time: 04/07/09 07:38 Filename: I50406A
Mode: CONC Type: S Corr. Factor: 1.00000
Lab ID.: N.CANTON Cust. Smpl. ID.: Cust. ID.:

Elems	Ag	Al	As	B	Ba	Be
Units	ppb	ppb	ppb	ppb	ppb	ppb
Avge	1.224	211.1	4.5453	19.47	104.9	.1686
SDev	.2734	2.342	.06501	.8889	.3816	.0091
%RSD	22.33	1.109	1.4303	4.566	.3637	5.395

Elems	Ca	Cd	Co	Cr	Cu	Fe
Units	ppb	ppb	ppb	ppb	ppb	ppb
Avge	49600.	.1010	.2880	1.464	2.569	712.3
SDev	82.06	.0319	.2216	.1416	.6721	2.093
%RSD	.1654	31.63	76.96	9.672	26.16	.2938

Elems	K	Mg	Mn	Mo	Na	Ni
Units	ppb	ppb	ppb	ppb	ppb	ppb
Avge	12410.	335.7	17.11	.8276	44270.	.7719
SDev	47.09	3.392	.0499	.7313	103	2.132
%RSD	.3795	1.01	.2918	88.36	.2326	276.2

Elems	Se	Pb	Sb	Sn	Ti	Tl
Units	ppb	ppb	ppb	ppb	ppb	ppb
Avge	3.3427	34.320	2.5446	1.670	5.908	3.7154
SDev	3.1398	1.066	2.0981	1.643	.2205	.08091
%RSD	93.929	3.1061	82.453	98.37	3.732	2.1777

Elems	V	Zn	2203\1	2203\2	1960\1	1960\2
Units	ppb	ppb	ppb	ppb	ppb	ppb
Avge	.9421	82.45	33.261	34.848	5.9047	2.0636
SDev	.1589	.3582	.77884	1.9871	5.3929	2.0149
%RSD	16.87	.4344	2.3416	5.702	91.331	97.641

Elems	2068/2	2068/1	Y_3710	*Y
Units	ppb	ppb	ppb	
Avge	1.8049	2.9139	5.0000	19306.9
SDev	3.6682	4.9769	0	1.27334
%RSD	203.23	170.8	0	.00659

Method: ARMY Sample Name: K9J54S Operator: KLC
Run Time: 04/07/09 07:43 Filename: I50406A
Mode: CONC Type: S Corr. Factor: 1.00000
Lab ID.: N.CANTON Cust. Smpl. ID.: Cust. ID.:

Elems	Ag	Al	As	B	Ba	Be
Units	ppb	ppb	ppb	ppb	ppb	ppb
Avge	50.92	2056.	1787.2	897.5	1932.	47.36
SDev	.0848	5.646	2.8718	2.033	2.473	.0556
%RSD	.1666	.2747	.16068	.2265	.128	.1175

Elems	Ca	Cd	Co	Cr	Cu	Fe
Units	ppb	ppb	ppb	ppb	ppb	ppb
Avge	94220.	46.85	476.6	187.0	237.4	1493.
SDev	161.1	.0558	.6966	1.513	.7324	7.432
%RSD	.171	.1191	.1461	.8094	.3085	.4977

Elems	K	Mg	Mn	Mo	Na	Ni
Units	ppb	ppb	ppb	ppb	ppb	ppb
Avge	59960.	47360.	498.6	944.4	89610.	486.4
SDev	112.9	101.9	.6664	7.154	289.3	1.122
%RSD	.1882	.2151	.1337	.7576	.3228	.2307

Elems	Se	Pb	Sb	Sn	Ti	Tl
Units	ppb	ppb	ppb	ppb	ppb	ppb
Avge	1794.6	486.15	475.49	1890.	919.6	1859.8
SDev	4.5197	3.0395	1.0649	6.633	1.27	6.3782
%RSD	.25184	.6252	.22396	.351	.1381	.34294

Elems	V	Zn	2203\1	2203\2	1960\1	1960\2
Units	ppb	ppb	ppb	ppb	ppb	ppb
Avge	471.1	551.3	495.84	481.32	1914.7	1734.7
SDev	.9341	1.544	.67836	4.2183	10.054	1.7567
%RSD	.1983	.28	.13681	.87639	.52509	.10126

Elems	2068/2	2068/1	Y_3710	*Y
Units	ppb	ppb	ppb	
Avge	432.10	497.15	5.0000	19148.3
SDev	.09052	1.6418	0	40.3051
%RSD	.02094	.33024	0	.21048

Method: ARMY Sample Name: K9C7RA SB 10PPB Operator: KLC
Run Time: 04/07/09 07:48 Filename: I50406A
Mode: CONC Type: S Corr. Factor: 1.00000
Lab ID.: N.CANTON Cust. Smpl. ID.: Cust. ID.:

Elems	Ag	Al	As	B	Ba	Be
Units	ppb	ppb	ppb	ppb	ppb	ppb
Avge	13.02	70550.	74.158	41.86	473.3	4.667
SDev	.1052	127.8	.58511	1.367	1.334	.0426
%RSD	.8081	.1811	.789	3.265	.2819	.9139

Elems	Ca	Cd	Co	Cr	Cu	Fe
Units	ppb	ppb	ppb	ppb	ppb	ppb
Avge	158200.	-.2351	71.42	120.8	125.0	319800.
SDev	218.3	.025	.4516	.0757	.4775	311.5
%RSD	.1381	10.64	.6323	.0627	.382	.0974

Elems	K	Mg	Mn	Mo	Na	Ni
Units	ppb	ppb	ppb	ppb	ppb	ppb
Avge	13050.	42260.	7032.	21.90	-129.3	208.5
SDev	8.693	44.29	23.42	2.573	152.1	1.728
%RSD	.0666	.1048	.3331	11.75	117.6	.8286

Elems	Se	Pb	Sb	Sn	Ti	Tl
Units	ppb	ppb	ppb	ppb	ppb	ppb
Avge	9.0522	71.184	13.475	24.40	469.2	-1.2246
SDev	1.856	.08915	3.9718	1.253	1.201	.59329
%RSD	20.503	.12524	29.475	5.135	.256	48.447

Elems	V	Zn	2203\1	2203\2	1960\1	1960\2
Units	ppb	ppb	ppb	ppb	ppb	ppb
Avge	129.3	399.9	58.585	77.474	7.0682	10.043
SDev	.5964	.4133	4.2071	1.9667	5.0564	5.307
%RSD	.4613	.1034	7.1811	2.5386	71.538	52.845

Elems	2068/2	2068/1	Y_3710	*Y
Units	ppb	ppb	ppb	
Avge	9.5239	15.447	5.0000	19984.4
SDev	3.5424	7.7232	0	105.5
%RSD	37.195	49.997	0	.52791

Method: ARMY Sample Name: K9C72 Operator: KLC
Run Time: 04/07/09 07:53 Filename: I50406A
Mode: CONC Type: S Corr. Factor: 1.00000
Lab ID.: N.CANTON Cust. Smpl. ID.: Cust. ID.:

Elems	Ag	Al	As	B	Ba	Be
Units	ppb	ppb	ppb	ppb	ppb	ppb
Avge	.3114	68390.	100.85	21.83	323.1	3.737
SDev	.0505	248.2	1.1979	2.035	.9528	.0335
%RSD	16.22	.363	1.1878	9.321	.2949	.8954

Elems	Ca	Cd	Co	Cr	Cu	Fe
Units	ppb	ppb	ppb	ppb	ppb	ppb
Avge	24260.	-.2281	88.03	247.2	134.2	184800.
SDev	18.76	.0066	.1816	.4747	.9222	150.9
%RSD	.0773	2.886	.2063	.1921	.6872	.0816

Elems	K	Mg	Mn	Mo	Na	Ni
Units	ppb	ppb	ppb	ppb	ppb	ppb
Avge	7677.	30230.	3031.	6.583	-625.4	221.1
SDev	53.37	2.465	4.984	.975	485.6	.1229
%RSD	.6952	.0081	.1644	14.81	77.65	.0556

Elems	Se	Pb	Sb	Sn	Ti	Tl
Units	ppb	ppb	ppb	ppb	ppb	ppb
Avge	4.2034	79.066	2.6351	10.87	451.0	1.2074
SDev	1.4384	.11475	.60535	.9564	.0325	.97914
%RSD	34.219	.14514	22.972	8.801	.0072	81.096

Elems	V	Zn	2203\1	2203\2	1960\1	1960\2
Units	ppb	ppb	ppb	ppb	ppb	ppb
Avge	107.5	394.6	71.957	82.615	1.6535	5.4765
SDev	.3052	1.138	2.2387	.94562	3.014	.65173
%RSD	.2839	.2884	3.1112	1.1446	182.29	11.901

Elems	2068/2	2068/1	Y_3710	*Y
Units	ppb	ppb	ppb	
Avge	-.63964	4.2701	5.0000	19945.8
SDev	.16431	.9896	0	43.8406
%RSD	25.689	23.175	0	.21979

Method: ARMY Sample Name: K9C73 Operator: KLC
Run Time: 04/07/09 07:57 Filename: I50406A
Mode: CONC Type: S Corr. Factor: 1.00000
Lab ID.: N.CANTON Cust. Smpl. ID.: Cust. ID.:

Elems	Ag	Al	As	B	Ba	Be
Units	ppb	ppb	ppb	ppb	ppb	ppb
Avge	.7945	42770.	95.133	18.56	156.8	2.229
SDev	.8548	77.61	.98084	.4087	.2109	.0116
%RSD	107.6	.1814	1.031	2.202	.1345	.5186

Elems	Ca	Cd	Co	Cr	Cu	Fe
Units	ppb	ppb	ppb	ppb	ppb	ppb
Avge	53520.	-.1908	53.12	84.21	113.9	145600.
SDev	98.12	.0663	.4767	.2993	.2199	217.7
%RSD	.1833	34.75	.8975	.3555	.193	.1495

Elems	K	Mg	Mn	Mo	Na	Ni
Units	ppb	ppb	ppb	ppb	ppb	ppb
Avge	6580.	33550.	2103.	4.347	-69.00	132.9
SDev	17.19	58.59	3.319	.5818	127.2	1.619
%RSD	.2613	.1746	.1578	13.38	184.3	1.218

Elems	Se	Pb	Sb	Sn	Ti	Tl
Units	ppb	ppb	ppb	ppb	ppb	ppb
Avge	4.0670	57.879	-.16551	10.36	322.2	-.30118
SDev	.70119	.48791	1.1713	2.943	.1068	1.7532
%RSD	17.241	.84297	707.71	28.4	.0331	582.1

Elems	V	Zn	2203\1	2203\2	1960\1	1960\2
Units	ppb	ppb	ppb	ppb	ppb	ppb
Avge	69.32	328.4	53.363	60.134	1.3679	5.4146
SDev	.0001	.3641	3.1625	.84737	6.447	2.1674
%RSD	.0002	.1109	5.9264	1.4091	471.29	40.029

Elems	2068/2	2068/1	Y_3710	*Y
Units	ppb	ppb	ppb	
Avge	.63717	-.56625	5.0000	19713.7
SDev	.5921	1.4605	0	26.4461
%RSD	92.927	257.93	0	.13415

Method: ARMY Sample Name: K9C76 Operator: KLC
Run Time: 04/07/09 08:03 Filename: I50406A
Mode: CONC Type: S Corr. Factor: 1.00000
Lab ID.: N.CANTON Cust. Smpl. ID.: Cust. ID.:

Elems	Ag	Al	As	B	Ba	Be
Units	ppb	ppb	ppb	ppb	ppb	ppb
Avge	.0268	8034.	34.558	8.186	74.57	1.197
SDev	1.272	23.66	.51771	.2156	.079	.0016
%RSD	4747	.2945	1.4981	2.634	.106	.1378

Elems	Ca	Cd	Co	Cr	Cu	Fe
Units	ppb	ppb	ppb	ppb	ppb	ppb
Avge	9507.	.0023	13.76	22.35	17.55	38080.
SDev	4.555	.0089	.6964	.5707	.274	11.48
%RSD	.0479	391.1	5.062	2.554	1.561	.0302

Elems	K	Mg	Mn	Mo	Na	Ni
Units	ppb	ppb	ppb	ppb	ppb	ppb
Avge	1729.	4369.	978.2	.6206	-375.8	43.91
SDev	24.72	7.224	.0164	1.716	538	.132
%RSD	1.429	.1654	.0017	276.5	143.1	.3007

Elems	Se	Pb	Sb	Sn	Ti	Tl
Units	ppb	ppb	ppb	ppb	ppb	ppb
Avge	3.7083	24.736	1.3918	13.62	94.58	1.9276
SDev	.42656	.46489	4.5377	.9236	.2381	2.172
%RSD	11.503	1.8794	326.03	6.78	.2518	112.68

Elems	V	Zn	2203\1	2203\2	1960\1	1960\2
Units	ppb	ppb	ppb	ppb	ppb	ppb
Avge	24.71	325.4	17.607	28.295	.80738	5.1566
SDev	.6784	.0418	6.1128	3.7488	6.2526	2.4821
%RSD	2.745	.0128	34.717	13.249	774.42	48.134

Elems	2068/2	2068/1	Y_3710	*Y
Units	ppb	ppb	ppb	
Avge	-1.5865	2.8787	5.0000	19907.3
SDev	3.5611	8.5809	0	117.521
%RSD	224.45	298.08	0	.59033

Method: ARMY Sample Name: CCV Operator: KLC
Run Time: 04/07/09 08:08 Filename: I50406A
Mode: CONC Type: Q Corr. Factor: 1.00000
Lab ID.: N.CANTON Cust. Smpl. ID.: Cust. ID.:

Elems	Ag	Al	As	B	Ba	Be
Units	ppb	ppb	ppb	ppb	ppb	ppb
Avge	954.3	23680.	467.17	4507.	1910.	1923.
SDev	2.081	38.44	.65572	1.029	3.541	2.7
%RSD	.218	.1623	.14036	.0228	.1853	.1404

Elems	Ca	Cd	Co	Cr	Cu	Fe
Units	ppb	ppb	ppb	ppb	ppb	ppb
Avge	48120.	492.1	1965.	1900.	1917.	23640.
SDev	91	.5041	3.788	3.705	4.367	34.63
%RSD	.1891	.1024	.1928	.1951	.2278	.1465

Elems	K	Mg	Mn	Mo	Na	Ni
Units	ppb	ppb	ppb	ppb	ppb	ppb
Avge	47410.	48800.	2018.	1945.	47380.	1995.
SDev	43.9	88.71	3.753	11.4	23.83	.7656
%RSD	.0926	.1818	.186	.5859	.0503	.0384

Elems	Se	Pb	Sb	Sn	Ti	Tl
Units	ppb	ppb	ppb	ppb	ppb	ppb
Avge	466.00	478.23	471.45	4849.	4660.	977.63
SDev	3.7763	4.0545	2.1577	8.98	7.406	1.2306
%RSD	.81036	.84781	.45767	.1852	.1589	.12587

Elems	V	Zn	2203\1	2203\2	1960\1	1960\2
Units	ppb	ppb	ppb	ppb	ppb	ppb
Avge	1934.	1918.	487.25	473.73	499.05	449.50
SDev	2.052	3.504	4.6482	3.7581	8.8365	1.25
%RSD	.1061	.1827	.95397	.7933	1.7707	.27808

Elems	2068/2	2068/1	Y_3710	*Y
Units	ppb	ppb	ppb	
Avge	437.10	488.60	5.0000	19052.3
SDev	5.0395	.71893	0	46.245
%RSD	1.1529	.14714	0	.24272

Method: ARMY Sample Name: CCB Operator: KLC
Run Time: 04/07/09 08:14 Filename: I50406A
Mode: CONC Type: Q Corr. Factor: 1.00000
Lab ID.: N.CANTON Cust. Smpl. ID.: Cust. ID.:

Elems	Ag	Al	As	B	Ba	Be
Units	ppb	ppb	ppb	ppb	ppb	ppb
Avge	.8024	-8.587	1.9686	5.950	.0685	.1455
SDev	.7916	2.339	1.934	1.319	.2079	.0017
%RSD	98.66	27.24	98.243	22.17	303.6	1.183

Elems	Ca	Cd	Co	Cr	Cu	Fe
Units	ppb	ppb	ppb	ppb	ppb	ppb
Avge	5.755	.0329	-.3997	.0449	-1.868	8.771
SDev	.5748	.0365	.4739	.6367	.0314	1.09
%RSD	9.989	111.2	118.5	1419	1.679	12.43

Elems	K	Mg	Mn	Mo	Na	Ni
Units	ppb	ppb	ppb	ppb	ppb	ppb
Avge	152.3	.1306	.0353	4.059	-791.9	-.6992
SDev	10.72	3.297	.107	1.194	377.3	1.568
%RSD	7.038	2524	303.2	29.42	47.65	224.2

Elems	Se	Pb	Sb	Sn	Ti	Tl
Units	ppb	ppb	ppb	ppb	ppb	ppb
Avge	3.8728	-.21294	4.2076	1.389	.3838	-.33820
SDev	.41169	1.2275	2.2787	1.233	.3307	.80595
%RSD	10.63	576.45	54.156	88.78	86.15	238.31

Elems	V	Zn	2203\1	2203\2	1960\1	1960\2
Units	ppb	ppb	ppb	ppb	ppb	ppb
Avge	-.1394	1.080	-1.4934	.42632	2.8399	4.3885
SDev	.3179	.1028	1.0804	1.301	.14431	.68927
%RSD	228.1	9.522	72.343	305.16	5.0817	15.706

Elems	2068/2	2068/1	Y_3710	*Y
Units	ppb	ppb	ppb	
Avge	.47228	6.0725	5.0000	19212.4
SDev	.94007	3.8856	0	57.701
%RSD	199.05	63.987	0	.30033

Method: ARMY Sample Name: K9C77 Operator: KLC
Run Time: 04/07/09 08:19 Filename: I50406A
Mode: CONC Type: S Corr. Factor: 1.00000
Lab ID.: N.CANTON Cust. Smpl. ID.: Cust. ID.:

Elems	Ag	Al	As	B	Ba	Be
Units	ppb	ppb	ppb	ppb	ppb	ppb
Avge	.0982	46200.	106.56	24.07	196.7	2.973
SDev	.06	15.22	.59964	2.166	.0788	.0021
%RSD	61.12	.0329	.56273	8.997	.04	.0699

Elems	Ca	Cd	Co	Cr	Cu	Fe
Units	ppb	ppb	ppb	ppb	ppb	ppb
Avge	88270.	.4343	56.48	90.41	128.8	137300.
SDev	157	.0778	.1127	.6282	.0652	234.2
%RSD	.1778	17.91	.1995	.6949	.0507	.1706

Elems	K	Mg	Mn	Mo	Na	Ni
Units	ppb	ppb	ppb	ppb	ppb	ppb
Avge	7857.	30390.	2624.	6.625	-434.4	137.7
SDev	1.536	54.47	3.688	.1435	7.117	1.292
%RSD	.0196	.1793	.1405	2.166	1.638	.9385

Elems	Se	Pb	Sb	Sn	Ti	Tl
Units	ppb	ppb	ppb	ppb	ppb	ppb
Avge	6.4188	74.940	-.14354	10.47	411.5	1.6672
SDev	2.7588	.50596	.05668	.7438	.2973	2.118
%RSD	42.981	.67515	39.492	7.105	.0723	127.04

Elems	V	Zn	2203\1	2203\2	1960\1	1960\2
Units	ppb	ppb	ppb	ppb	ppb	ppb
Avge	87.33	432.6	68.715	78.048	13.696	2.7858
SDev	.3466	.4936	1.6674	.07389	4.6595	1.8099
%RSD	.3968	.1141	2.4266	.09468	34.022	64.97

Elems	2068/2	2068/1	Y_3710	*Y
Units	ppb	ppb	ppb	
Avge	.41697	-.42338	5.0000	20179.6
SDev	1.8933	.86023	0	16.4057
%RSD	454.05	203.18	0	.08129

Method: ARMY Sample Name: K9C7RA SB 100PPB Operator: KLC
Run Time: 04/07/09 08:23 Filename: I50406A
Mode: CONC Type: S Corr. Factor: 1.00000
Lab ID.: N.CANTON Cust. Smpl. ID.: Cust. ID.:

Elems	Ag	Al	As	B	Ba	Be
Units	ppb	ppb	ppb	ppb	ppb	ppb
Avge	92.28	70400.	75.773	43.84	474.8	4.691
SDev	1.289	95.55	1.5811	.5359	1.363	.0171
%RSD	1.397	.1357	2.0866	1.222	.2871	.3647

Elems	Ca	Cd	Co	Cr	Cu	Fe
Units	ppb	ppb	ppb	ppb	ppb	ppb
Avge	158000.	-.0602	71.74	120.7	125.3	318000.
SDev	67.97	.0198	1.066	.8614	.414	32.97
%RSD	.043	32.96	1.486	.7136	.3304	.0104

Elems	K	Mg	Mn	Mo	Na	Ni
Units	ppb	ppb	ppb	ppb	ppb	ppb
Avge	13060.	42250.	7159.	96.75	-422.9	206.8
SDev	34.07	55.41	8.095	.2208	325	.5406
%RSD	.2609	.1311	.1131	.2282	76.84	.2614

Elems	Se	Pb	Sb	Sn	Ti	Tl
Units	ppb	ppb	ppb	ppb	ppb	ppb
Avge	7.0212	71.892	88.580	103.3	548.2	-1.2745
SDev	.40775	.60569	1.9225	.47	2.745	1.7079
%RSD	5.8075	.8425	2.1704	.4548	.5007	134.01

Elems	V	Zn	2203\1	2203\2	1960\1	1960\2
Units	ppb	ppb	ppb	ppb	ppb	ppb
Avge	128.7	398.7	63.247	76.208	7.9695	6.5477
SDev	.7505	.1018	2.4954	.33772	5.818	3.516
%RSD	.5832	.0255	3.9454	.44316	73.004	53.697

Elems	2068/2	2068/1	Y_3710	*Y
Units	ppb	ppb	ppb	
Avge	82.074	91.829	5.0000	19921.3
SDev	.92104	3.3422	0	16.5466
%RSD	1.1222	3.6396	0	.08305

Method: ARMY Sample Name: CCV Operator: KLC
Run Time: 04/07/09 08:29 Filename: I50406A
Mode: CONC Type: Q Corr. Factor: 1.00000
Lab ID.: N.CANTON Cust. Smpl. ID.: Cust. ID.:

Elems	Ag	Al	As	B	Ba	Be
Units	ppb	ppb	ppb	ppb	ppb	ppb
Avge	952.4	23630.	466.73	4527.	1910.	1924.
SDev	.2977	11.1	1.6438	3.828	1.247	2.166
%RSD	.0313	.0469	.35218	.0845	.0653	.1126

Elems	Ca	Cd	Co	Cr	Cu	Fe
Units	ppb	ppb	ppb	ppb	ppb	ppb
Avge	48240.	492.3	1964.	1900.	1912.	23610.
SDev	21.6	.3987	2.193	1.713	1.678	17.15
%RSD	.0448	.081	.1117	.0901	.0878	.0726

Elems	K	Mg	Mn	Mo	Na	Ni
Units	ppb	ppb	ppb	ppb	ppb	ppb
Avge	47270.	49040.	2034.	1948.	47280.	1999.
SDev	162.9	37.36	2.237	2.729	46.32	5.189
%RSD	.3445	.0762	.11	.1401	.098	.2596

Elems	Se	Pb	Sb	Sn	Ti	Tl
Units	ppb	ppb	ppb	ppb	ppb	ppb
Avge	461.72	477.48	469.81	4857.	4659.	978.19
SDev	2.1358	1.3101	1.9257	4.195	1.543	.94007
%RSD	.46257	.27438	.40988	.0864	.0331	.0961

Elems	V	Zn	2203\1	2203\2	1960\1	1960\2
Units	ppb	ppb	ppb	ppb	ppb	ppb
Avge	1933.	1919.	485.53	473.46	491.99	446.62
SDev	.6003	4.53	.96495	1.4825	3.3941	1.5076
%RSD	.0311	.2361	.19874	.31311	.68987	.33756

Elems	2068/2	2068/1	Y_3710	*Y
Units	ppb	ppb	ppb	
Avge	431.81	488.78	5.0000	19169.5
SDev	2.0845	1.8464	0	36.9104
%RSD	.48272	.37775	0	.19254

Method: ARMY Sample Name: CCB Operator: KLC
Run Time: 04/07/09 08:35 Filename: I50406A
Mode: CONC Type: Q Corr. Factor: 1.00000
Lab ID.: N.CANTON Cust. Smpl. ID.: Cust. ID.:

Elems	Ag	Al	As	B	Ba	Be
Units	ppb	ppb	ppb	ppb	ppb	ppb
Avge	.2421	-10.14	.42134	8.544	.1003	.1353
SDev	.9546	9.783	.32375	2.049	.0002	.0003
%RSD	394.2	96.49	76.84	23.98	.1681	.1894

Elems	Ca	Cd	Co	Cr	Cu	Fe
Units	ppb	ppb	ppb	ppb	ppb	ppb
Avge	4.084	-.1672	-.4213	-.8919	-2.193	12.86
SDev	2.013	.1811	.7247	1.452	.2121	3.235
%RSD	49.27	108.3	172	162.8	9.671	25.16

Elems	K	Mg	Mn	Mo	Na	Ni
Units	ppb	ppb	ppb	ppb	ppb	ppb
Avge	137.1	-2.401	.1548	3.977	-964.5	-.3878
SDev	21.28	1.779	.0001	.4408	976.2	1.435
%RSD	15.53	74.09	.1018	11.08	101.2	370

Elems	Se	Pb	Sb	Sn	Ti	Tl
Units	ppb	ppb	ppb	ppb	ppb	ppb
Avge	3.4357	.40511	3.9666	.3479	-.0067	-2.3863
SDev	2.6917	.87395	2.2706	2.85	0	.26001
%RSD	78.346	215.73	57.243	819.3	0	10.896

Elems	V	Zn	2203\1	2203\2	1960\1	1960\2
Units	ppb	ppb	ppb	ppb	ppb	ppb
Avge	-.1599	.9532	-.94144	1.0774	1.8571	4.2238
SDev	.0324	.0084	2.1269	2.3721	9.3941	.65445
%RSD	20.28	.8861	225.92	220.18	505.85	15.495

Elems	2068/2	2068/1	Y_3710	*Y
Units	ppb	ppb	ppb	
Avge	2.8444	4.5269	5.0000	19134
SDev	1.8245	4.3151	0	6.78794
%RSD	64.145	95.321	0	.03547

STD2/CCV STD 9C135 ICSA STD 9C145 CRI STD 9C111
STD3 STD 9C136 ICSAB STD ~~9C146~~ 9C154
STD4 STD 9C134 ICV STD 9C153 BLD 4/7/09

Test America North Canton ICP/MS Data Review Checklist

Run/Project Information:

Run Date: 4/6/09 **Analyst:** BLD **Instrument:** I8
Prep Batches Run: _____ **See Run Log** _____

Circle Methods used: 6020/ 200.8: CORP-MT-0001NC

Review Items

A. Tune/Daily performance	Yes	No	N/A	2nd Level
1. Resolution </= 0.9 AMU full width at 10% peak height, and within +/- 0.1 AMU of true mass?	✓			✓
2. Performance check within recommended specfications? (Be>8000cps) (In >300,000 cps) (Pb >100,000 cps) (Co>100000cps) (Mg>10000cps) (CeO/Ce ≤ 0.03) (Ba++/Ba+ ≤ 0.03)(Background < 30cps @ Mass 220) CCT Performance Check (In>75000cps) (Se<20 cps)	✓			✓
B. Calibration/Instrument Run QC				
1. Instrument calibrated per manufacturer's instructions and at SOP specified levels ? Correlation coefficient ≥ .995 ?	✓			✓
2. ICV/CCV analyzed at appropriate frequency and within control limits? *(ICV: =90 – 110%) (CCV: 90 – 110%,* 200.8 = 85 -115% *)*	✓			✓
3. ICB/CCB analyzed at appropriate frequency and within +/- RL?	✓			✓
4. CRI run and recovered within QC limits (+/-50%)?	✓			✓
5. ICSA/ICSAB run at required frequency and within SOP control limits?	✓			✓
C. Sample Results				
1. Were samples with concentrations > the linear range for any parameter diluted and reanalyzed ?	✓			✓
2. All reported results bracketed by in control QC ?	✓			✓
3. Sample analyses done within holding time ?	✓			✓
D. Preparation/Matrix QC				
1. LCS done per prep batch and within QC limits ?	✓			✓
2. Method blank done per prep batch and < RL?	✓			✓
3. MS run at required frequency and within limits ?	✓			✓
4. MSD or DU run at required frequency and RPD within SOP limits ?	✓			✓
5. Serial dilution done per prep batch?	✓			✓
6. Post digest spike analyzed if required?	✓			✓
E. Other				
1. Are all nonconformances documented appropriately ?	✓			✓
2. Current IDL/LR data on file ?	✓			✓
3. Calculations checked for error ?	✓			✓
4. Transcriptions checked for error ?	✓			✓
5. All client/project specific requirements met ?	✓			✓
6. Date/time of analysis verified as correct ?	✓			✓

Level I Analyst: [signature] **Date:** 4/7/09 **Time:** 15:41 – 02:10
Level I Analyst: _____ **Date:** _____ **Time:** _____

Level II Reviewer: Karen A Conte **Date:** 4/7/09 **Time:** 15:41 – 02:10
Level II Reviewer: _____ **Date:** _____ **Time:** _____

Comments: _____

Performance Report

Sample details
Acquired at : 4/6/2009 08:25:06
Report name : CCT MODE PERF REPORT [5/14/2008 11:21:44]

Tune conditions

Major	
Extraction	-82.4
Lens 1	-1137
Lens 2	-80.0
Focus	-6.9
D1	-57.3
D2	-140
Pole Bias	-14.0
Hexapole Bias	-17.0
Nebuliser	0.80

Minor	
Lens 3	-195.3
Forward power	1404
Horizontal	78
Vertical	307
DA	-22.0
Cool	13.0
Auxiliary	0.90
Sampling Depth	150

Global	
Standard resolution	100
High resolution	100
Analogue Detector	1600
PC Detector	3330

Add. Gases	
He_H2	2.63
Do Not Use	0.00

Sensitivity and stability results

Acquisition parameters
Sweeps : 30

Run	Time	78Se	115In
Dwell (mSecs)		500.0	10.0
Limits	%RSD	-	5.0%
	Countrate	<20	>75000
1	08:25:07	16.333	136755.44
2	08:25:24	16.400	136627.73
3	08:25:42	16.133	142382.26
4	08:25:59	17.333	140493.00
5	08:26:17	16.533	142745.35
x		16.547	139800.75
σ		0.46	2964.63
%RSD		2.797	2.121

Result : The performance report passed.

Performance Report

Sample details
Acquired at : 4/6/2009 08:44:36
Report name : STD MODE PERF REPORT [3/11/2009 10:49:24]

Mass Calibration verification

Acquisition parameters
Sweeps : 10
Dwell : 5.0 mSecs
Point spacing : 0.02 amu
Peak width measured at 10% of the peak maximum

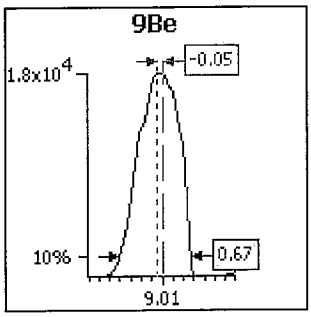

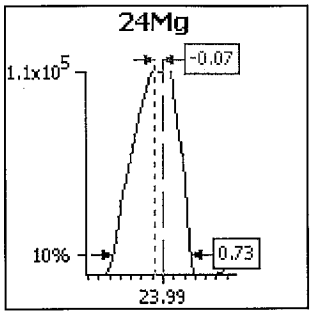

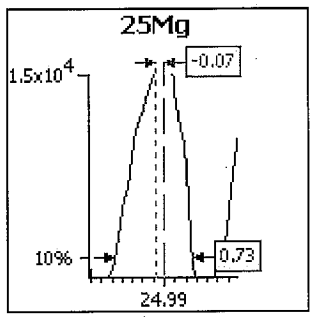

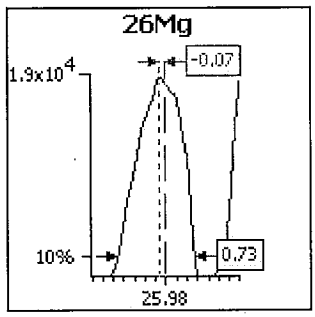

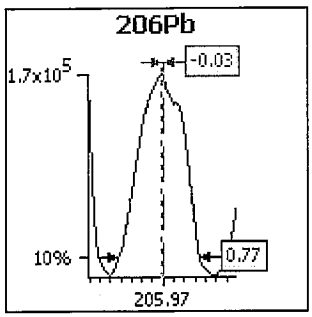

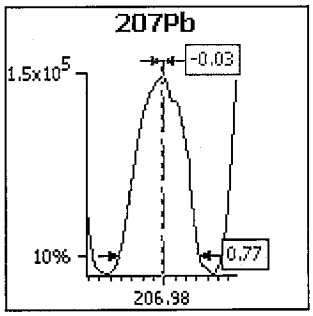

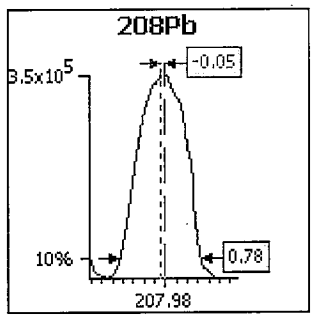

Analyte	Limits			Results	
	Max. width	Min. width	Max. error	Peak width	Peak error
9Be	0.85	0.65	0.10	0.67	-0.05
24Mg	0.85	0.65	0.10	0.73	-0.07
25Mg	0.85	0.65	0.10	0.73	-0.07
26Mg	0.85	0.65	0.10	0.73	-0.07
206Pb	0.85	0.65	0.10	0.77	-0.03
207Pb	0.85	0.65	0.10	0.77	-0.03
208Pb	0.85	0.65	0.10	0.78	-0.05

Sample details
Acquired at : 4/6/2009 08:44:36
Report name : STD MODE PERF REPORT [3/11/2009 10:49:24]

Tune conditions

Major	
Extraction	-105.9
Lens 1	-1153
Lens 2	-80.0
Focus	13.3
D1	-42.4
D2	-140
Pole Bias	-1.0
Hexapole Bias	-4.0
Nebuliser	0.80

Minor	
Lens 3	-195.3
Forward power	1404
Horizontal	78
Vertical	307
DA	-46.3
Cool	13.0
Auxiliary	0.70
Sampling Depth	150

Global	
Standard resolution	60
High resolution	60
Analogue Detector	1600
PC Detector	3330

Add. Gases	
He_H2	0.00
Do Not Use	0.00

Sensitivity and stability results

Acquisition parameters
Sweeps : 30

Run	Time	5Bkg	9Be	24Mg	25Mg	26Mg	59Co	137Ba++	101Bkg	115In
Dwell (mSecs)		100.0	10.0	10.0	10.0	10.0	10.0	30.0	100.0	10.0
Limits	%RSD	-	5.0%	-	5.0%	-	5.0%	-	-	5.0%
	Countrate	-	>8000	>10000	>10000	>10000	>100000	-	-	>300000
1	08:45:09	0.000	17462.477	112344.03	14796.565	17015.348	207034.63	1630.080	9.667	506940.84
2	08:45:27	0.333	17395.740	110639.35	15163.562	17599.287	207392.37	1528.959	10.333	513517.65
3	08:45:44	0.000	17639.329	113968.34	15033.444	18099.823	209555.85	1582.297	7.667	511356.03
4	08:46:02	0.000	17445.793	113334.03	15206.934	17949.661	210558.36	1650.082	10.000	515762.05
5	08:46:19	0.333	17352.362	111615.83	14946.699	17315.657	209046.17	1562.295	9.333	513287.39
x		0.133	17459.140	112380.32	15029.441	17595.955	208717.48	1590.743	9.400	512172.79
σ		0.18	109.63	1327.41	166.27	445.72	1482.20	49.41	1.04	3315.65
%RSD		136.931	0.628	1.181	1.106	2.533	0.710	3.106	11.044	0.647

Run	Time	137Ba	140Ce	156Ce O	206Pb	207Pb	208Pb	220Bkg
Dwell (mSecs)		10.0	10.0	30.0	10.0	10.0	10.0	100.0
Limits	%RSD	-	-	-	-	-	5.0%	-
	Countrate	-	-	-	>100000	>100000	>100000	<5
1	08:45:09	57405.358	486453.67	12190.012	174532.42	143844.74	356335.63	0.000
2	08:45:27	57950.573	497228.06	11970.964	177132.97	145952.95	361668.67	0.000
3	08:45:44	59552.873	502660.76	12683.713	179312.76	145357.78	362295.40	0.000
4	08:46:02	59887.402	500830.21	12710.400	178045.96	146753.26	364151.87	0.000
5	08:46:19	59235.077	497471.84	13076.239	174707.57	143811.12	361934.35	0.000
x		58806.257	496928.91	12526.266	176746.34	145143.97	361277.18	0.000
σ		1072.95	6288.66	442.32	2090.64	1299.47	2928.51	0.00
%RSD		1.825	1.266	3.531	1.183	0.895	0.811	0.000

Ratio results

Run	Time	137Ba++/137Ba	156Ce O/140Ce
Ratio limits		<0.0300	<0.0300
1	08:45:09	0.028	0.025
2	08:45:27	0.026	0.024
3	08:45:44	0.027	0.025
4	08:46:02	0.028	0.025
5	08:46:19	0.026	0.026
x		0.0271	0.0252
σ		0.00	0.00
%RSD		3.3035	3.1336

Result : The performance report passed.

Experiment Details

Description	PlasmaLab Template BlankExperiment
Template Filename	C:\Program Files\Thermo Fisher\PlasmaLab\Templates\TEST AMERICA NORTH CANTON_MULTIMODE.tet
Created By User	martin.nash
Analyte Database	TA NORTH CANTON MULTIMODE.tea
Creation Timestamp	10/10/2007 09:08:48
Last Edited By	upload
Last Edit Timestamp	4/6/2009 15:40:22
Instrument Detector	Simultaneous
Database Version	3,51
Acquisition Mode	Unknown

Numerical Results report key (text indicates meaning)

Blue text indicates that cell is a statistic.
Underlining indicates that a data warning flag is set.

Column headings

No flag
Semi Quant
Standard Addition
Multi Element

Result cells

Internal Standard
Excluded
QC Warning
QC Failure
Transient TRA only:
Peak Not Found
Manually Edited
Merged Peak

Data warning flags
I - Invalid calibration
T - Tripped
F - Interference correction failed
M - Result over max
V - Valley integration failed
D - Different method used

Fully Quant Calibration

9Be FQ Block 1

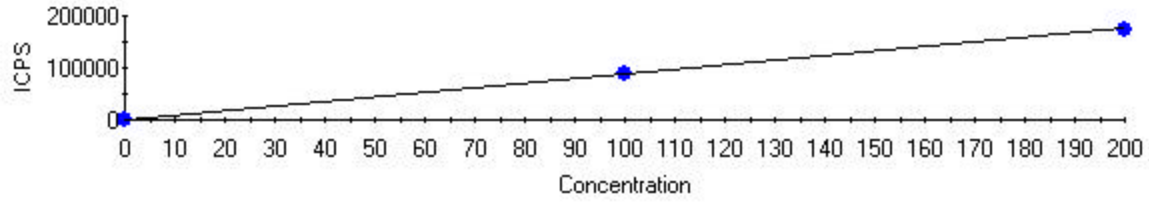

Intercept CPS=10.360042 Intercept Conc=0.011809
Sensitivity=877.273624 Correlation Coeff=0.999900

Label	Defined	Measured	Error	Mean CPS	% Error
STD1	0.000	0.000	0.000	10.36	0.00
STD2	100.000	101.947	1.947	89446.08	1.95
STD3	200.000	199.026	0.974	174610.90	0.49

10B FQ Block 1

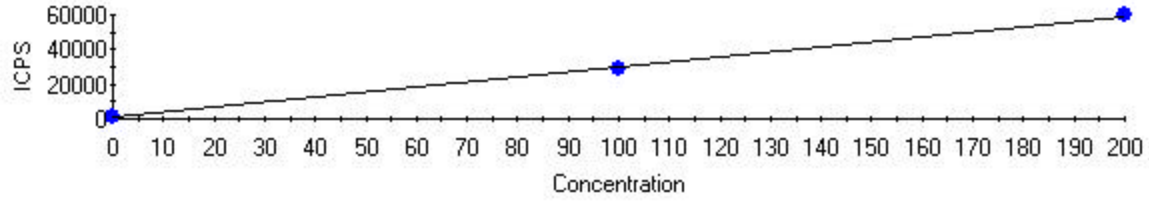

Intercept CPS=1638.302931 Intercept Conc=5.722067
Sensitivity=286.313119 Correlation Coeff=0.999656

Label	Defined	Measured	Error	Mean CPS	% Error
STD1	0.000	-0.000	0.000	1638.30	0.00
STD2	100.000	96.330	3.670	29218.98	3.67
STD4	200.000	201.835	1.835	59426.24	0.92

23Na FQ Block 1

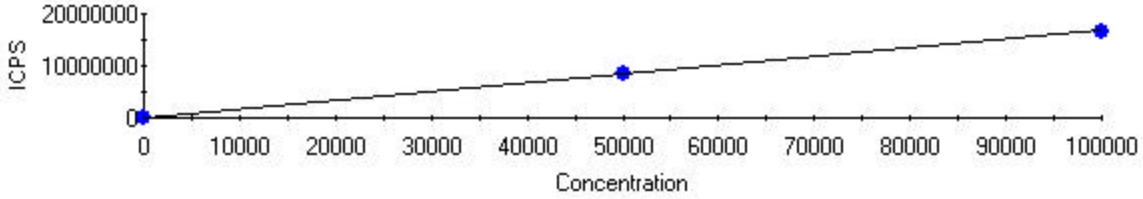

Intercept CPS=1707.822558 Intercept Conc=10.205865
Sensitivity=167.337358 Correlation Coeff=0.999986

Label	Defined	Measured	Error	Mean CPS	% Error
STD1	0.000	-0.000	0.000	1707.82	0.00
STD2	50000.000	50371.017	371.017	8430660.67	0.74
STD3	100000.000	99814.492	185.508	16704401.17	0.19

25Mg FQ Block 1

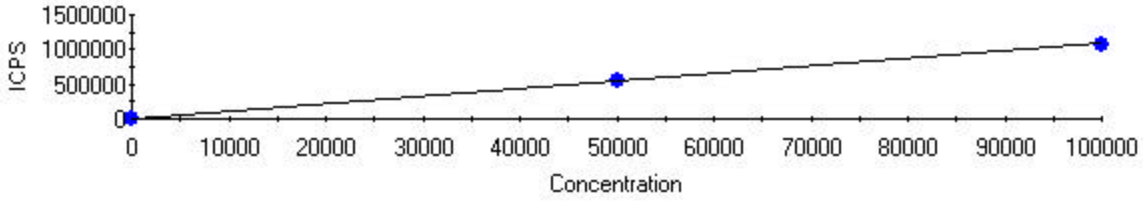

Intercept CPS=11.204053 Intercept Conc=1.033383
Sensitivity=10.842112 Correlation Coeff=0.999954

Label	Defined	Measured	Error	Mean CPS	% Error
STD1	0.000	-0.000	0.000	11.20	0.00
STD2	50000.000	50662.074	662.074	549295.08	1.32
STD3	100000.000	99668.963	331.037	1080633.24	0.33

27Al FQ Block 1

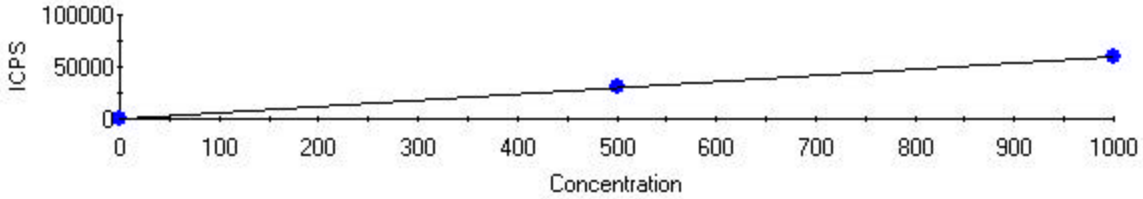

Intercept CPS=141.064975 Intercept Conc=2.341041
Sensitivity=60.257359 Correlation Coeff=0.999928

Label	Defined	Measured	Error	Mean CPS	% Error
STD1	0.000	-0.000	0.000	141.06	0.00
STD2	500.000	508.306	8.306	30770.25	1.66
STD3	1000.000	995.847	4.153	60148.17	0.42

39K FQ Block 1

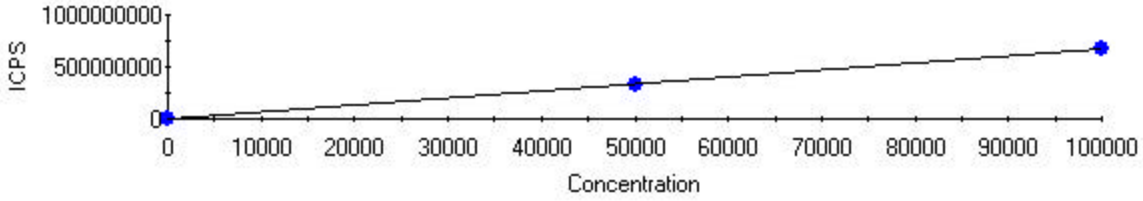

Intercept CPS=353665.129515 Intercept Conc=52.661915
Sensitivity=6715.766628 Correlation Coeff=1.000000

Label	Defined	Measured	Error	Mean CPS	% Error
STD1	0.000	0.000	0.000	353665.13	0.00
STD2	50000.000	50001.072	1.072	336149192.54	0.00
STD3	100000.000	99999.464	0.536	671926729.90	0.00

43Ca FQ Block 1

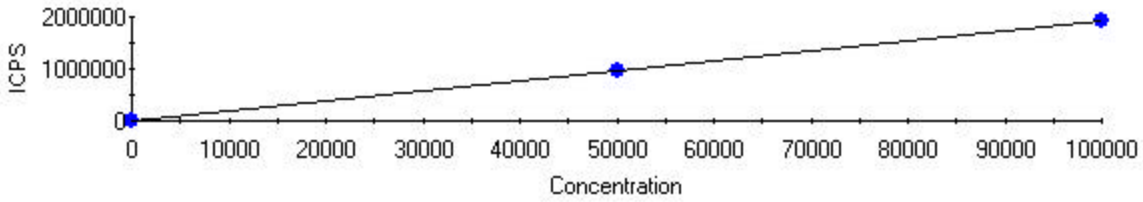

Intercept CPS=526.415409 Intercept Conc=27.348499
Sensitivity=19.248421 Correlation Coeff=0.999996

Label	Defined	Measured	Error	Mean CPS	% Error
STD1	0.000	0.000	0.000	526.42	0.00
STD2	50000.000	50193.575	193.575	966673.47	0.39
STD3	100000.000	99903.212	96.788	1923505.47	0.10

47Ti FQ Block 1

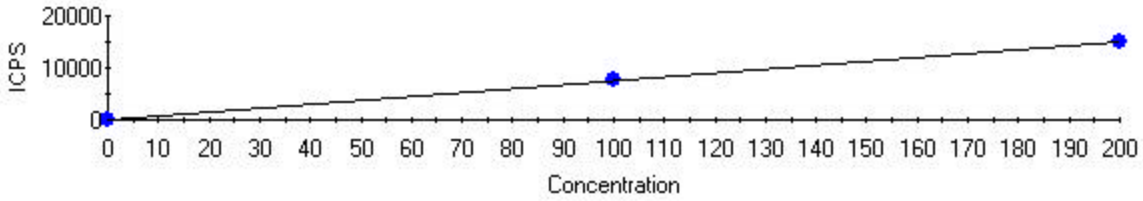

Intercept CPS=12.342686 Intercept Conc=0.164740
Sensitivity=74.922433 Correlation Coeff=0.999823

Label	Defined	Measured	Error	Mean CPS	% Error
STD1	0.000	0.000	0.000	12.34	0.00
STD2	100.000	102.587	2.587	7698.41	2.59
STD4	200.000	198.707	1.293	14899.92	0.65

51V FQ Block 1

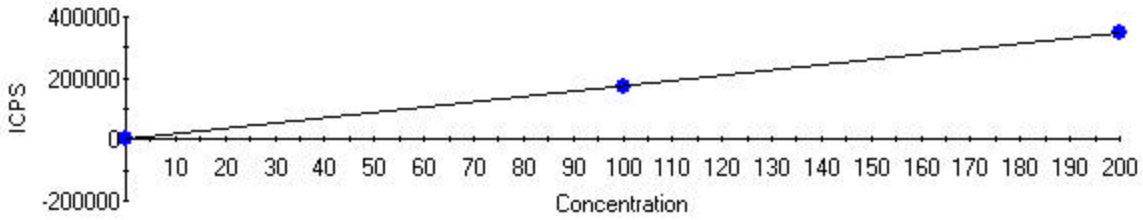

Intercept CPS=307.984612 Intercept Conc=0.176987
Sensitivity=1740.153600 Correlation Coeff=1.000000

Label	Defined	Measured	Error	Mean CPS	% Error
STD1	0.000	0.000	0.000	307.98	0.00
STD2	100.000	100.050	0.050	174410.50	0.05
STD3	200.000	199.975	0.025	348295.12	0.01

52Cr FQ Block 1

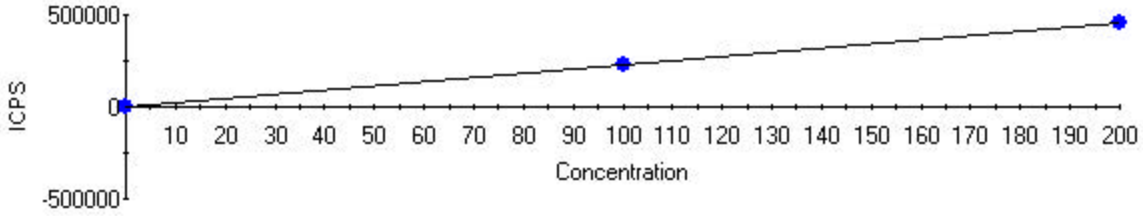

Intercept CPS=-270.594992 Intercept Conc=-0.118863
Sensitivity=2276.525735 Correlation Coeff=0.999991

Label	Defined	Measured	Error	Mean CPS	% Error
STD1	0.000	-0.000	0.000	-270.59	0.00
STD2	100.000	100.592	0.592	228729.63	0.59
STD3	200.000	199.704	0.296	454360.73	0.15

55Mn FQ Block 1

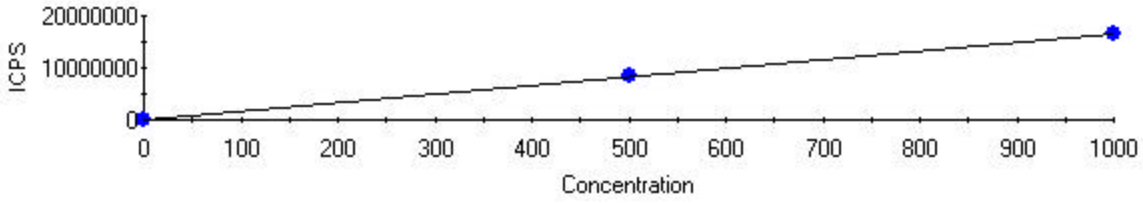

Intercept CPS=2467.556439 Intercept Conc=0.149963
Sensitivity=16454.411309 Correlation Coeff=0.999988

Label	Defined	Measured	Error	Mean CPS	% Error
STD1	0.000	0.000	0.000	2467.56	0.00
STD2	500.000	503.338	3.338	8284596.76	0.67
STD3	1000.000	998.331	1.669	16429417.09	0.17

56Fe FQ Block 1

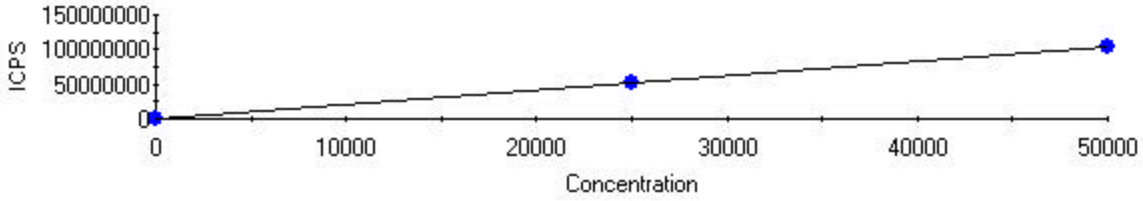

Intercept CPS=9261.319225 Intercept Conc=4.479980
Sensitivity=2067.268010 Correlation Coeff=0.999995

Label	Defined	Measured	Error	Mean CPS	% Error
STD1	0.000	0.000	0.000	9261.32	0.00
STD2	25000.000	25106.758	106.758	51911657.97	0.43
STD3	50000.000	49946.621	53.379	103262313.62	0.11

59Co FQ Block 1

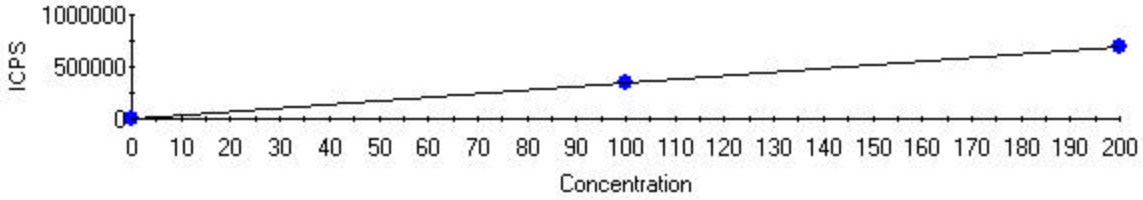

Intercept CPS=16.494923 Intercept Conc=0.004775
Sensitivity=3454.340096 Correlation Coeff=0.999968

Label	Defined	Measured	Error	Mean CPS	% Error
STD1	0.000	-0.000	0.000	16.49	0.00
STD2	100.000	101.101	1.101	349255.44	1.10
STD3	200.000	199.449	0.551	688982.05	0.28

60Ni FQ Block 1

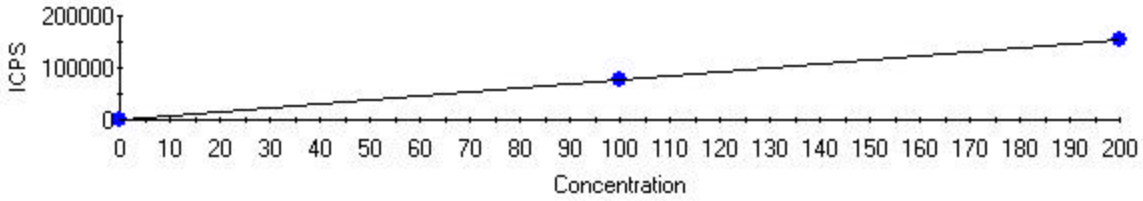

Intercept CPS=339.323341 Intercept Conc=0.443954
Sensitivity=764.321006 Correlation Coeff=0.999917

Label	Defined	Measured	Error	Mean CPS	% Error
STD1	0.000	-0.000	0.000	339.32	0.00
STD2	100.000	101.776	1.776	78128.85	1.78
STD3	200.000	199.112	0.888	152524.81	0.44

65Cu FQ Block 1

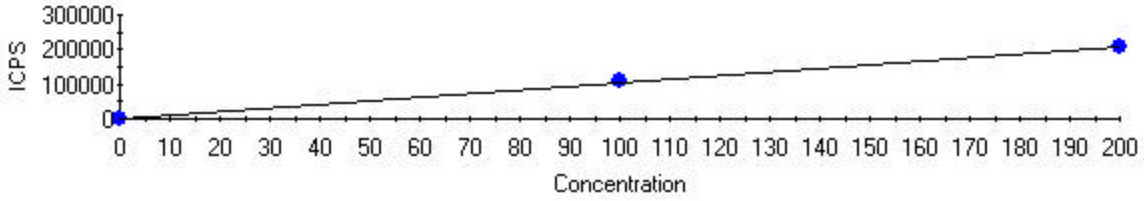

Intercept CPS=145.158890 Intercept Conc=0.138806
Sensitivity=1045.767997 Correlation Coeff=0.999859

Label	Defined	Measured	Error	Mean CPS	% Error
STD1	0.000	-0.000	0.000	145.16	0.00
STD2	100.000	102.310	2.310	107137.96	2.31
STD3	200.000	198.845	1.155	208090.76	0.58

66Zn FQ Block 1

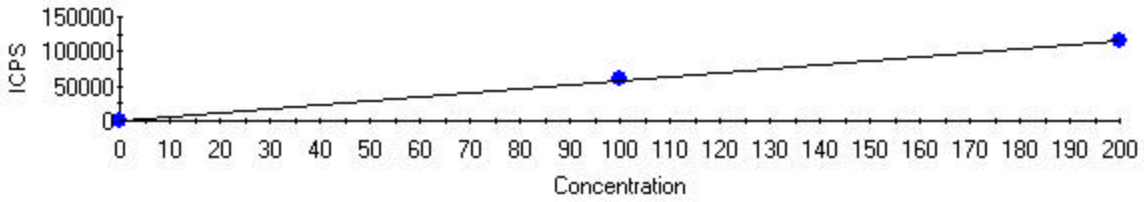

Intercept CPS=613.319747 Intercept Conc=1.058500
Sensitivity=579.423201 Correlation Coeff=0.999667

Label	Defined	Measured	Error	Mean CPS	% Error
STD1	0.000	0.000	0.000	613.32	0.00
STD2	100.000	103.547	3.547	60610.74	3.55
STD3	200.000	198.227	1.773	115470.41	0.89

75As FQ Block 1

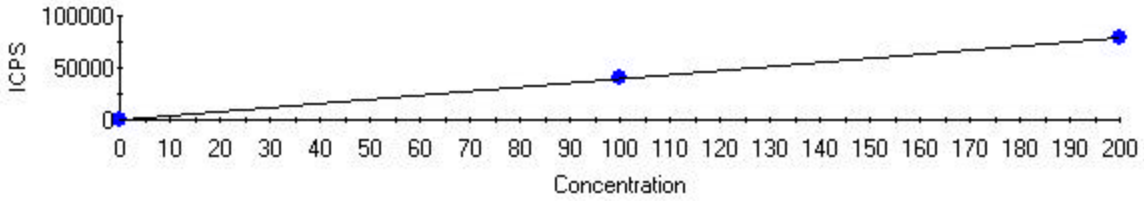

Intercept CPS=751.063164 Intercept Conc=1.935288
Sensitivity=388.088655 Correlation Coeff=0.999972

Label	Defined	Measured	Error	Mean CPS	% Error
STD1	0.000	-0.000	0.000	751.06	0.00
STD2	100.000	101.026	1.026	39958.19	1.03
STD3	200.000	199.487	0.513	78169.66	0.26

78Se FQ Block 1

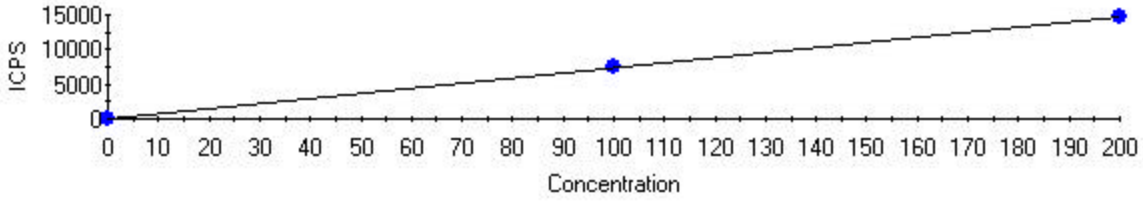

Intercept CPS=18.433750 Intercept Conc=0.250348
Sensitivity=73.632428 Correlation Coeff=0.999939

Label	Defined	Measured	Error	Mean CPS	% Error
STD1	0.000	0.000	0.000	18.43	0.00
STD2	100.000	101.523	1.523	7493.81	1.52
STD3	200.000	199.239	0.761	14688.85	0.38

88Sr FQ Block 1

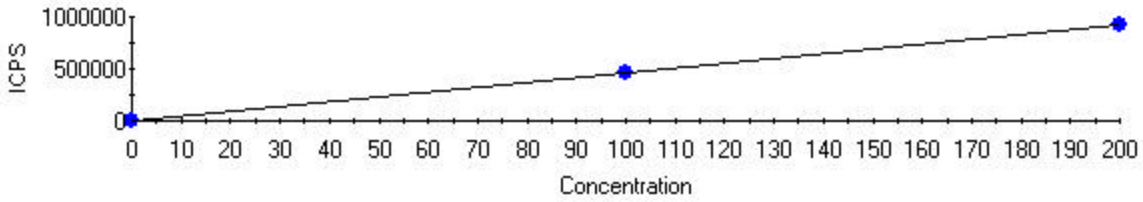

Intercept CPS=233.313328 Intercept Conc=0.050659
Sensitivity=4605.600054 Correlation Coeff=0.999997

Label	Defined	Measured	Error	Mean CPS	% Error
STD1	0.000	0.000	0.000	233.31	0.00
STD2	100.000	99.683	0.317	459333.58	0.32
STD3	200.000	200.158	0.158	922083.19	0.08

95Mo FQ Block 1

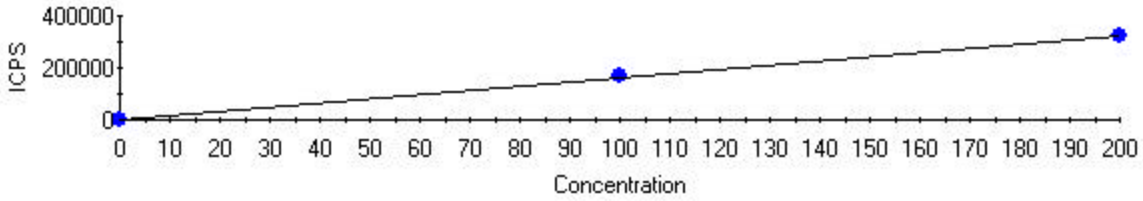

Intercept CPS=463.594506 Intercept Conc=0.285670
Sensitivity=1622.831526 Correlation Coeff=0.999724

Label	Defined	Measured	Error	Mean CPS	% Error
STD1	0.000	-0.000	0.000	463.59	0.00
STD2	100.000	103.230	3.230	167988.67	3.23
STD4	200.000	198.385	1.615	322408.94	0.81

107Ag FQ Block 1

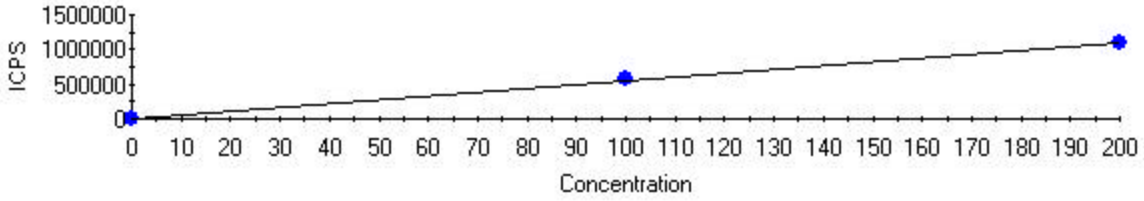

Intercept CPS=8.667396 Intercept Conc=0.001575
Sensitivity=5504.021666 Correlation Coeff=0.999755

Label	Defined	Measured	Error	Mean CPS	% Error
STD1	0.000	-0.000	0.000	8.67	0.00
STD2	100.000	103.046	3.046	567174.57	3.05
STD3	200.000	198.477	1.523	1092431.13	0.76

111Cd FQ Block 1

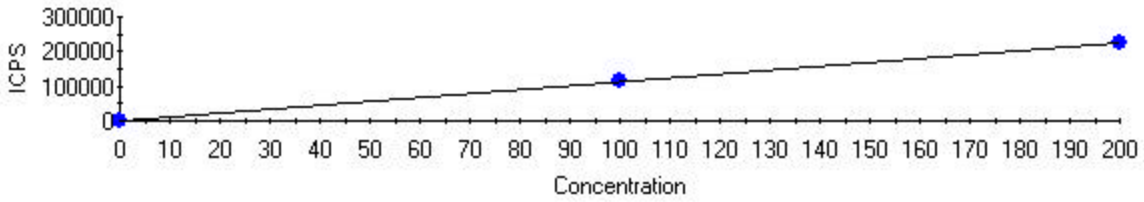

Intercept CPS=18.641672 Intercept Conc=0.016554
Sensitivity=1126.102452 Correlation Coeff=0.999913

Label	Defined	Measured	Error	Mean CPS	% Error
STD1	0.000	-0.000	0.000	18.64	0.00
STD2	100.000	101.816	1.816	114673.45	1.82
STD3	200.000	199.092	0.908	224216.85	0.45

118Sn FQ Block 1

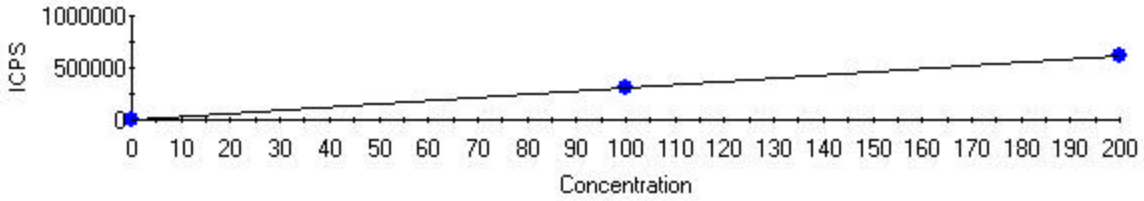

Intercept CPS=828.082735 Intercept Conc=0.273466
Sensitivity=3028.096039 Correlation Coeff=1.000000

Label	Defined	Measured	Error	Mean CPS	% Error
STD1	0.000	0.000	0.000	828.08	0.00
STD2	100.000	99.915	0.085	303378.81	0.09
STD4	200.000	200.043	0.043	606576.73	0.02

121Sb FQ Block 1

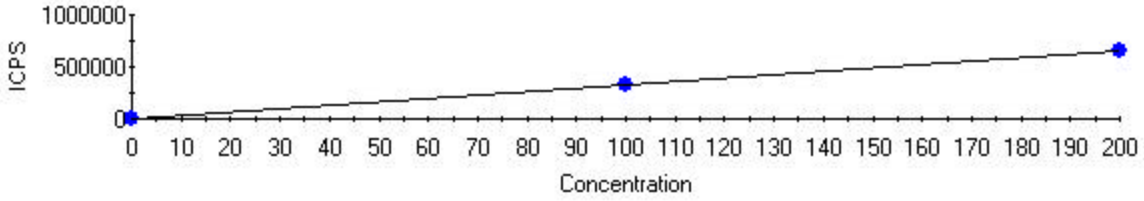

Intercept CPS=174.142636 Intercept Conc=0.053638
Sensitivity=3246.646904 Correlation Coeff=0.999999

Label	Defined	Measured	Error	Mean CPS	% Error
STD1	0.000	0.000	0.000	174.14	0.00
STD2	100.000	100.236	0.236	325604.01	0.24
STD4	200.000	199.882	0.118	649120.94	0.06

137Ba FQ Block 1

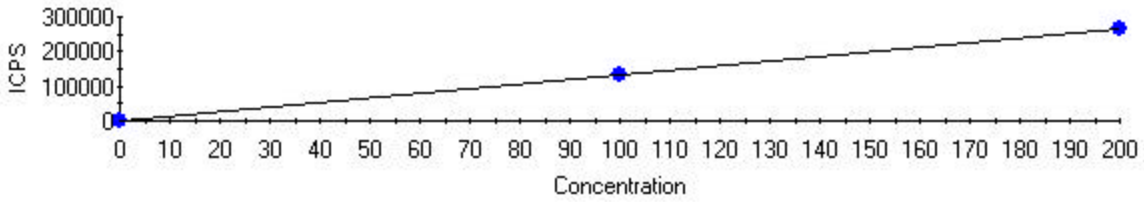

Intercept CPS=45.255862 Intercept Conc=0.033916
Sensitivity=1334.363737 Correlation Coeff=0.999895

Label	Defined	Measured	Error	Mean CPS	% Error
STD1	0.000	-0.000	0.000	45.26	0.00
STD2	100.000	97.979	2.021	130784.36	2.02
STD3	200.000	201.011	1.011	268266.64	0.51

182W FQ Block 1

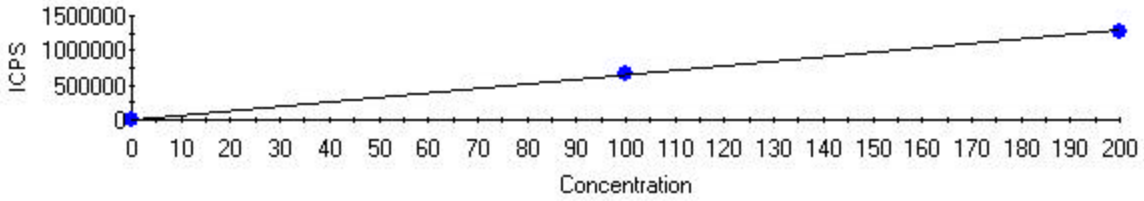

Intercept CPS=458.027757 Intercept Conc=0.070675
Sensitivity=6480.768646 Correlation Coeff=0.999470

Label	Defined	Measured	Error	Mean CPS	% Error
STD1	0.000	0.000	0.000	458.03	0.00
STD2	100.000	104.463	4.463	677459.70	4.46
STD4	200.000	197.768	2.232	1282149.35	1.12

205Tl FQ Block 1

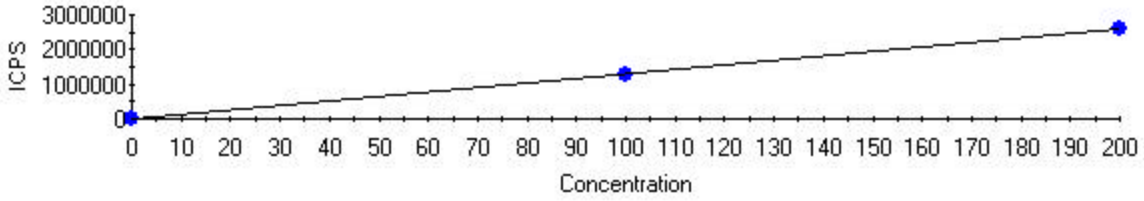

Intercept CPS=2116.196762 Intercept Conc=0.163137
Sensitivity=12971.877992 Correlation Coeff=0.999956

Label	Defined	Measured	Error	Mean CPS	% Error
STD1	0.000	-0.000	0.000	2116.20	0.00
STD2	100.000	98.703	1.297	1282480.69	1.30
STD3	200.000	200.648	0.648	2604903.45	0.32

208Pb FQ Block 1

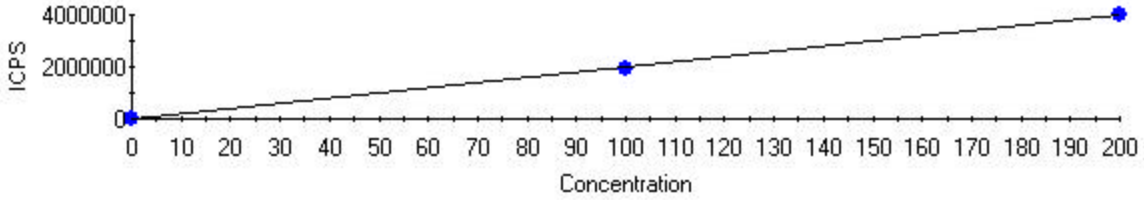

Intercept CPS=1231.494244 Intercept Conc=0.061991
Sensitivity=19865.547353 Correlation Coeff=0.999940

Label	Defined	Measured	Error	Mean CPS	% Error
STD1	0.000	-0.000	0.000	1231.49	0.00
STD2	100.000	98.471	1.529	1957407.92	1.53
STD3	200.000	200.765	0.765	3989530.12	0.38

Dilution Corrected Concentrations

STD1 4/6/2009 15:41:52

User Pre -dilution: 1.000

Run	Time	6Li	9Be	10B
		ppb	ppb	ppb
x		100.000%	0.000	-0.000
%RSD		0.576	0.000	0.000
Run	**Time**	**23Na**	**25Mg**	**27Al**
		ppb	ppb	ppb
x		-0.000	-0.000	-0.000
%RSD		0.000	0.000	0.000
Run	**Time**	**35Cl**	**39K**	**43Ca**
		ppb	ppb	ppb
x		T 0.000	0.000	0.000
%RSD		T 0.000	0.000	0.000
Run	**Time**	**45Sc**	**45Sc**	**47Ti**
		ppb	ppb	ppb
x		T 100.000%	100.000%	0.000
%RSD		T 1.622	6.162	0.000
Run	**Time**	**51V**	**52Cr**	**53Cl O**
		ppb	ppb	ppb
x		0.000	-0.000	-0.000
%RSD		0.000	0.000	0.000
Run	**Time**	**55Mn**	**56Fe**	**59Co**
		ppb	ppb	ppb
x		0.000	0.000	-0.000
%RSD		0.000	0.000	0.000
Run	**Time**	**60Ni**	**65Cu**	**66Zn**
		ppb	ppb	ppb
x		-0.000	-0.000	0.000
%RSD		0.000	0.000	0.000
Run	**Time**	**72Ge**	**75As**	**77Ar Cl**
		ppb	ppb	ppb
x		100.000%	-0.000	0.000
%RSD		5.810	0.000	0.000
Run	**Time**	**78Se**	**88Sr**	**95Mo**
		ppb	ppb	ppb
x		0.000	0.000	-0.000
%RSD		0.000	0.000	0.000
Run	**Time**	**105Pd**	**107Ag**	**108Mo O**
		ppb	ppb	ppb
x		0.000	-0.000	0.000
%RSD		0.000	0.000	0.000
Run	**Time**	**111Cd**	**115In**	**118Sn**
		ppb	ppb	ppb
x		-0.000	100.000%	0.000
%RSD		0.000	6.565	0.000
Run	**Time**	**121Sb**	**137Ba**	**182W**
		ppb	ppb	ppb
x		0.000	-0.000	0.000
%RSD		0.000	0.000	0.000
Run	**Time**	**205Tl**	**208Pb**	**209Bi**
		ppb	ppb	ppb
x		-0.000	-0.000	100.000%
%RSD		0.000	0.000	10.194

STD2 4/6/2009 15:44:50

User Pre-dilution: 1.000

Run	Time	6Li	9Be	10B
		ppb	ppb	ppb
x		95.330%	101.900	96.330
%RSD		1.675	0.328	0.636
Run	**Time**	**23Na**	**25Mg**	**27Al**
		ppb	ppb	ppb
x		T 50370.000	50660.000	508.300
%RSD		T 1.023	0.699	0.924
Run	**Time**	**35Cl**	**39K**	**43Ca**
		ppb	ppb	ppb
x		T 0.000	T 50000.000	50190.000
%RSD		T 0.000	T 0.133	0.271
Run	**Time**	**45Sc**	**45Sc**	**47Ti**
		ppb	ppb	ppb
x		T 99.115%	99.873%	102.600
%RSD		T 1.239	2.614	0.613
Run	**Time**	**51V**	**52Cr**	**53Cl O**
		ppb	ppb	ppb
x		100.100	100.600	1.424
%RSD		1.659	1.382	115.300
Run	**Time**	**55Mn**	**56Fe**	**59Co**
		ppb	ppb	ppb
x		T 503.300	T 25110.000	101.100
%RSD		T 0.275	T 0.975	1.171
Run	**Time**	**60Ni**	**65Cu**	**66Zn**
		ppb	ppb	ppb
x		101.800	102.300	103.500
%RSD		1.024	2.238	0.785
Run	**Time**	**72Ge**	**75As**	**77Ar Cl**
		ppb	ppb	ppb
x		98.007%	101.000	-0.743
%RSD		2.247	1.135	21.000
Run	**Time**	**78Se**	**88Sr**	**95Mo**
		ppb	ppb	ppb
x		101.500	99.680	103.200
%RSD		1.527	1.015	0.510
Run	**Time**	**105Pd**	**107Ag**	**108Mo O**
		ppb	ppb	ppb
x		0.000	103.000	12.480
%RSD		0.000	0.724	288.500
Run	**Time**	**111Cd**	**115In**	**118Sn**
		ppb	ppb	ppb
x		101.800	96.532%	99.910
%RSD		0.392	0.558	0.508
Run	**Time**	**121Sb**	**137Ba**	**182W**
		ppb	ppb	ppb
x		100.200	97.980	104.500
%RSD		0.563	0.798	1.010
Run	**Time**	**205Tl**	**208Pb**	**209Bi**
		ppb	ppb	ppb
x		98.700	98.470	87.780%
%RSD		0.816	0.618	2.322

STD3 4/6/2009 15:48:28

User Pre-dilution: 1.000

Run	Time	6Li	9Be	10B
		ppb	ppb	ppb
x		95.729%	M 199.000	1.842
%RSD		2.273	M 0.803	10.480
Run	**Time**	**23Na**	**25Mg**	**27Al**
		ppb	ppb	ppb
x		TM 99810.000	M 99670.000	M 995.800
%RSD		TM 1.072	M 1.097	M 1.973
Run	**Time**	**35Cl**	**39K**	**43Ca**
		ppb	ppb	ppb
x		T 0.000	TM 100000.000	M 99900.000
%RSD		T 0.000	TM 0.463	M 0.556
Run	**Time**	**45Sc**	**45Sc**	**47Ti**
		ppb	ppb	ppb
x		T 105.968%	101.881%	0.522
%RSD		T 0.992	2.776	13.160
Run	**Time**	**51V**	**52Cr**	**53Cl O**
		ppb	ppb	ppb
x		M 200.000	M 199.700	9.800
%RSD		M 0.782	M 0.736	15.090
Run	**Time**	**55Mn**	**56Fe**	**59Co**
		ppb	ppb	ppb
x		TM 998.300	T 49950.000	M 199.400
%RSD		TM 0.751	T 0.026	M 0.697
Run	**Time**	**60Ni**	**65Cu**	**66Zn**
		ppb	ppb	ppb
x		M 199.100	M 198.800	198.200
%RSD		M 0.973	M 1.291	0.479
Run	**Time**	**72Ge**	**75As**	**77Ar Cl**
		ppb	ppb	ppb
x		99.601%	M 199.500	-1.118
%RSD		2.072	M 0.570	14.180
Run	**Time**	**78Se**	**88Sr**	**95Mo**
		ppb	ppb	ppb
x		M 199.200	M 200.200	0.254
%RSD		M 0.988	M 0.972	33.740
Run	**Time**	**105Pd**	**107Ag**	**108Mo O**
		ppb	ppb	ppb
x		0.000	M 198.500	68.330
%RSD		0.000	M 1.119	72.580
Run	**Time**	**111Cd**	**115In**	**118Sn**
		ppb	ppb	ppb
x		M 199.100	97.759%	0.204
%RSD		M 0.714	1.317	8.681
Run	**Time**	**121Sb**	**137Ba**	**182W**
		ppb	ppb	ppb
x		0.126	M 201.000	0.274
%RSD		4.746	M 2.259	21.780
Run	**Time**	**205Tl**	**208Pb**	**209Bi**
		ppb	ppb	ppb
x		M 200.600	M 200.800	84.342%
%RSD		M 1.298	M 0.210	2.481

STD4 4/6/2009 15:54:40

User Pre-dilution: 1.000

Run	Time	6Li	9Be	10B
		ppb	ppb	ppb
x		100.504%	0.124	M 201.800
%RSD		1.863	6.481	M 1.048
Run	**Time**	**23Na**	**25Mg**	**27Al**
		ppb	ppb	ppb
x		63.830	54.670	5.077
%RSD		11.010	11.660	9.085
Run	**Time**	**35Cl**	**39K**	**43Ca**
		ppb	ppb	ppb
x		T 0.000	62.760	59.700
%RSD		T 0.000	0.648	5.295
Run	**Time**	**45Sc**	**45Sc**	**47Ti**
		ppb	ppb	ppb
x		T 101.483%	96.792%	M 198.700
%RSD		T 0.283	2.571	M 2.293
Run	**Time**	**51V**	**52Cr**	**53Cl O**
		ppb	ppb	ppb
x		0.084	0.152	-3.929
%RSD		274.500	18.880	30.050
Run	**Time**	**55Mn**	**56Fe**	**59Co**
		ppb	ppb	ppb
x		0.598	35.430	0.132
%RSD		0.758	5.057	11.670
Run	**Time**	**60Ni**	**65Cu**	**66Zn**
		ppb	ppb	ppb
x		0.141	0.339	0.092
%RSD		16.820	22.050	45.190
Run	**Time**	**72Ge**	**75As**	**77Ar Cl**
		ppb	ppb	ppb
x		98.830%	-0.008	-0.054
%RSD		2.026	1165.000	62.210
Run	**Time**	**78Se**	**88Sr**	**95Mo**
		ppb	ppb	ppb
x		0.148	0.168	M 198.400
%RSD		37.010	4.439	M 1.631
Run	**Time**	**105Pd**	**107Ag**	**108Mo O**
		ppb	ppb	ppb
x		0.000	0.134	24.550
%RSD		0.000	8.348	12.520
Run	**Time**	**111Cd**	**115In**	**118Sn**
		ppb	ppb	ppb
x		0.039	97.353%	M 200.000
%RSD		54.810	0.812	M 0.775
Run	**Time**	**121Sb**	**137Ba**	**182W**
		ppb	ppb	ppb
x		M 199.900	0.237	M 197.800
%RSD		M 0.359	6.235	M 2.045
Run	**Time**	**205Tl**	**208Pb**	**209Bi**
		ppb	ppb	ppb
x		0.390	0.143	98.671%
%RSD		4.791	4.586	3.862

ICV 4/6/2009 16:00:42 QC Status: PASS (Initial: PASS)

User Pre-dilution: 1.000

Run	Time	6Li	9Be	10B
		ppb	ppb	ppb
x		96.900%	101.521%	97.559%
%RSD		1.575	0.962	1.016
Run	**Time**	**23Na**	**25Mg**	**27Al**
		ppb	ppb	ppb
x		T 101.651%	103.360%	103.738%
%RSD		T 0.571	0.668	2.324
Run	**Time**	**35Cl**	**39K**	**43Ca**
		ppb	ppb	ppb
x		T 0.000	T 98.665%	104.411%
%RSD		T 0.000	T 0.712	0.435
Run	**Time**	**45Sc**	**45Sc**	**47Ti**
		ppb	ppb	ppb
x		T 98.147%	101.553%	103.416%
%RSD		T 1.275	10.517	1.229
Run	**Time**	**51V**	**52Cr**	**53Cl O**
		ppb	ppb	ppb
x		101.190%	100.656%	-0.573
%RSD		1.085	1.458	261.200
Run	**Time**	**55Mn**	**56Fe**	**59Co**
		ppb	ppb	ppb
x		T 101.846%	T 101.037%	100.439%
%RSD		T 0.741	T 0.585	1.453
Run	**Time**	**60Ni**	**65Cu**	**66Zn**
		ppb	ppb	ppb
x		103.072%	103.526%	105.494%
%RSD		1.125	0.929	2.319
Run	**Time**	**72Ge**	**75As**	**77Ar Cl**
		ppb	ppb	ppb
x		99.260%	101.355%	-0.406
%RSD		9.324	0.440	12.260
Run	**Time**	**78Se**	**88Sr**	**95Mo**
		ppb	ppb	ppb
x		102.943%	97.426%	102.577%
%RSD		1.849	0.546	1.869
Run	**Time**	**105Pd**	**107Ag**	**108Mo O**
		ppb	ppb	ppb
x		0.000	103.955%	50.260
%RSD		0.000	2.408	67.230
Run	**Time**	**111Cd**	**115In**	**118Sn**
		ppb	ppb	ppb
x		102.674%	100.058%	97.523%
%RSD		0.292	8.243	1.085
Run	**Time**	**121Sb**	**137Ba**	**182W**
		ppb	ppb	ppb
x		100.436%	97.110%	101.553%
%RSD		0.714	0.565	2.940
Run	**Time**	**205Tl**	**208Pb**	**209Bi**
		ppb	ppb	ppb
x		97.836%	97.708%	92.392%
%RSD		0.471	0.890	4.173

ICB 4/6/2009 16:06:55 QC Status: PASS (Initial: PASS)

User Pre-dilution: 1.000

Run	Time	6Li	9Be	10B
		ppb	ppb	ppb
x		99.569%	0.002	-0.650
%RSD		0.732	251.400	5.388
Run	**Time**	**23Na**	**25Mg**	**27Al**
		ppb	ppb	ppb
x		0.207	0.609	-0.215
%RSD		111.000	192.000	71.340
Run	**Time**	**35Cl**	**39K**	**43Ca**
		ppb	ppb	ppb
x		T 0.000	4.272	-2.803
%RSD		T 0.000	9.866	31.960
Run	**Time**	**45Sc**	**45Sc**	**47Ti**
		ppb	ppb	ppb
x		T 99.862%	100.600%	0.070
%RSD		T 0.148	2.203	196.900
Run	**Time**	**51V**	**52Cr**	**53Cl O**
		ppb	ppb	ppb
x		-0.202	-0.023	-1.857
%RSD		34.640	210.100	44.340
Run	**Time**	**55Mn**	**56Fe**	**59Co**
		ppb	ppb	ppb
x		-0.015	0.713	0.001
%RSD		24.270	60.180	106.300
Run	**Time**	**60Ni**	**65Cu**	**66Zn**
		ppb	ppb	ppb
x		0.010	-0.032	-0.093
%RSD		660.800	34.750	39.440
Run	**Time**	**72Ge**	**75As**	**77Ar Cl**
		ppb	ppb	ppb
x		99.944%	0.004	0.004
%RSD		0.609	1783.000	326.700
Run	**Time**	**78Se**	**88Sr**	**95Mo**
		ppb	ppb	ppb
x		0.014	-0.004	-0.010
%RSD		276.300	204.900	205.500
Run	**Time**	**105Pd**	**107Ag**	**108Mo O**
		ppb	ppb	ppb
x		0.000	0.000	0.477
%RSD		0.000	480.000	155.200
Run	**Time**	**111Cd**	**115In**	**118Sn**
		ppb	ppb	ppb
x		-0.007	99.272%	0.130
%RSD		25.220	0.286	16.980
Run	**Time**	**121Sb**	**137Ba**	**182W**
		ppb	ppb	ppb
x		0.014	0.018	0.083
%RSD		49.400	71.650	19.130
Run	**Time**	**205Tl**	**208Pb**	**209Bi**
		ppb	ppb	ppb
x		0.155	0.010	101.297%
%RSD		15.570	43.080	5.116

CRI 4/6/2009 16:10:57 QC Status: PASS (Initial: PASS)

User Pre -dilution: 1.000

Run	Time	6Li	9Be	10B
		ppb	ppb	ppb
x		97.044%	106.710%	96.805%
%RSD		0.972	1.121	1.063
Run	**Time**	**23Na**	**25Mg**	**27Al**
		ppb	ppb	ppb
x		105.949%	106.488%	113.163%
%RSD		0.633	7.888	5.075
Run	**Time**	**35Cl**	**39K**	**43Ca**
		ppb	ppb	ppb
x		T0.000	102.512%	112.545%
%RSD		T0.000	1.941	5.763
Run	**Time**	**45Sc**	**45Sc**	**47Ti**
		ppb	ppb	ppb
x		T97.745%	96.076%	95.176%
%RSD		T1.054	2.793	7.153
Run	**Time**	**51V**	**52Cr**	**53Cl O**
		ppb	ppb	ppb
x		99.833%	105.578%	-3.439
%RSD		2.312	2.357	9.152
Run	**Time**	**55Mn**	**56Fe**	**59Co**
		ppb	ppb	ppb
x		108.252%	118.162%	99.351%
%RSD		1.436	2.607	3.830
Run	**Time**	**60Ni**	**65Cu**	**66Zn**
		ppb	ppb	ppb
x		116.244%	119.461%	107.556%
%RSD		2.061	5.451	0.846
Run	**Time**	**72Ge**	**75As**	**77Ar Cl**
		ppb	ppb	ppb
x		96.006%	99.514%	-0.145
%RSD		2.009	0.655	15.540
Run	**Time**	**78Se**	**88Sr**	**95Mo**
		ppb	ppb	ppb
x		96.432%	93.497%	99.183%
%RSD		4.812	1.666	1.326
Run	**Time**	**105Pd**	**107Ag**	**108Mo O**
		ppb	ppb	ppb
x		0.000	108.622%	0.772
%RSD		0.000	7.398	234.500
Run	**Time**	**111Cd**	**115In**	**118Sn**
		ppb	ppb	ppb
x		104.548%	97.000%	97.887%
%RSD		6.765	2.526	0.922
Run	**Time**	**121Sb**	**137Ba**	**182W**
		ppb	ppb	ppb
x		99.827%	94.039%	95.979%
%RSD		1.385	4.787	1.944
Run	**Time**	**205Tl**	**208Pb**	**209Bi**
		ppb	ppb	ppb
x		97.041%	99.107%	100.194%
%RSD		2.111	2.036	4.867

ICSA 4/6/2009 16:15:04 QC Status: PASS (Initial: PASS)

User Pre-dilution: 1.000

Run	Time	6Li	9Be	10B
		ppb	ppb	ppb
x		91.087%	0.027	2.995
%RSD		2.458	31.760	3.625
Run	**Time**	**23Na**	**25Mg**	**27Al**
		ppb	ppb	ppb
x		T 53970.000	53850.000	TM 51710.000
%RSD		T 0.773	0.652	TM 1.186
Run	**Time**	**35Cl**	**39K**	**43Ca**
		ppb	ppb	ppb
x		T 0.000	T 53680.000	53890.000
%RSD		T 0.000	T 0.143	0.083
Run	**Time**	**45Sc**	**45Sc**	**47Ti**
		ppb	ppb	ppb
x		T 96.598%	103.187%	M 1080.000
%RSD		T 2.653	7.437	M 0.802
Run	**Time**	**51V**	**52Cr**	**53Cl O**
		ppb	ppb	ppb
x		-0.234	0.620	-1.151
%RSD		65.390	6.214	87.440
Run	**Time**	**55Mn**	**56Fe**	**59Co**
		ppb	ppb	ppb
x		1.279	TM 52900.000	0.096
%RSD		0.590	TM 1.068	4.039
Run	**Time**	**60Ni**	**65Cu**	**66Zn**
		ppb	ppb	ppb
x		0.401	0.293	1.058
%RSD		29.810	17.610	6.098
Run	**Time**	**72Ge**	**75As**	**77Ar Cl**
		ppb	ppb	ppb
x		107.019%	0.405	-0.015
%RSD		5.592	29.590	345.000
Run	**Time**	**78Se**	**88Sr**	**95Mo**
		ppb	ppb	ppb
x		0.096	1.851	M 1035.000
%RSD		79.960	2.905	M 0.877
Run	**Time**	**105Pd**	**107Ag**	**108Mo O**
		ppb	ppb	ppb
x		0.000	0.058	142.400
%RSD		0.000	11.260	6.223
Run	**Time**	**111Cd**	**115In**	**118Sn**
		ppb	ppb	ppb
x		-0.299	104.623%	0.197
%RSD		17.210	4.925	11.110
Run	**Time**	**121Sb**	**137Ba**	**182W**
		ppb	ppb	ppb
x		0.135	0.831	0.143
%RSD		8.206	2.844	13.310
Run	**Time**	**205Tl**	**208Pb**	**209Bi**
		ppb	ppb	ppb
x		0.030	0.120	96.241%
%RSD		10.090	6.527	2.478

ICSAB 4/6/2009 16:19:05 QC Status: PASS (Initial: PASS)

User Pre-dilution: 1.000

Run	Time	6Li	9Be	10B
		ppb	ppb	ppb
x		94.905%	102.495%	98.748%
%RSD		1.353	1.016	1.080
Run	**Time**	**23Na**	**25Mg**	**27Al**
		ppb	ppb	ppb
x		T 105.895%	105.694%	TM 99.793%
%RSD		T 1.685	1.178	TM 0.504
Run	**Time**	**35Cl**	**39K**	**43Ca**
		ppb	ppb	ppb
x		T 0.000	T 105.566%	106.852%
%RSD		T 0.000	T 0.964	0.379
Run	**Time**	**45Sc**	**45Sc**	**47Ti**
		ppb	ppb	ppb
x		T 103.782%	103.096%	M 106.633%
%RSD		T 0.520	1.851	M 0.090
Run	**Time**	**51V**	**52Cr**	**53Cl O**
		ppb	ppb	ppb
x		101.955%	102.789%	6.301
%RSD		0.658	0.856	13.680
Run	**Time**	**55Mn**	**56Fe**	**59Co**
		ppb	ppb	ppb
x		106.681%	TM 103.130%	99.513%
%RSD		0.535	TM 0.745	1.062
Run	**Time**	**60Ni**	**65Cu**	**66Zn**
		ppb	ppb	ppb
x		102.405%	100.174%	103.097%
%RSD		1.301	0.594	0.770
Run	**Time**	**72Ge**	**75As**	**77Ar Cl**
		ppb	ppb	ppb
x		107.276%	98.200%	-0.559
%RSD		1.022	0.542	16.500
Run	**Time**	**78Se**	**88Sr**	**95Mo**
		ppb	ppb	ppb
x		99.710%	95.530%	M 101.633%
%RSD		1.430	0.943	M 0.611
Run	**Time**	**105Pd**	**107Ag**	**108Mo O**
		ppb	ppb	ppb
x		0.000	101.024%	139.800
%RSD		0.000	0.794	21.190
Run	**Time**	**111Cd**	**115In**	**118Sn**
		ppb	ppb	ppb
x		101.675%	105.690%	99.950%
%RSD		0.774	0.162	0.577
Run	**Time**	**121Sb**	**137Ba**	**182W**
		ppb	ppb	ppb
x		100.391%	97.963%	102.687%
%RSD		0.607	1.487	0.777
Run	**Time**	**205Tl**	**208Pb**	**209Bi**
		ppb	ppb	ppb
x		100.014%	100.108%	95.988%
%RSD		0.588	0.745	2.951

CCV 4/6/2009 16:25:20 QC Status: PASS (Initial: PASS)

User Pre-dilution: 1.000

Run	Time	6Li	9Be	10B
		ppb	ppb	ppb
x		98.866%	99.930%	94.970%
%RSD		1.778	0.656	0.124
Run	**Time**	**23Na**	**25Mg**	**27Al**
		ppb	ppb	ppb
x		┬ 102.369%	102.146%	102.354%
%RSD		┬ 1.412	0.607	0.990
Run	**Time**	**35Cl**	**39K**	**43Ca**
		ppb	ppb	ppb
x		┬ 0.000	┬ 101.098%	102.255%
%RSD		┬ 0.000	┬ 0.697	0.469
Run	**Time**	**45Sc**	**45Sc**	**47Ti**
		ppb	ppb	ppb
x		┬ 104.573%	110.086%	101.634%
%RSD		┬ 1.093	6.009	2.078
Run	**Time**	**51V**	**52Cr**	**53Cl O**
		ppb	ppb	ppb
x		99.853%	100.724%	1.285
%RSD		1.044	1.057	83.900
Run	**Time**	**55Mn**	**56Fe**	**59Co**
		ppb	ppb	ppb
x		┬ 101.851%	┬ 101.042%	100.996%
%RSD		┬ 0.205	┬ 0.950	1.229
Run	**Time**	**60Ni**	**65Cu**	**66Zn**
		ppb	ppb	ppb
x		102.516%	102.920%	103.431%
%RSD		1.090	1.936	1.463
Run	**Time**	**72Ge**	**75As**	**77Ar Cl**
		ppb	ppb	ppb
x		107.670%	101.451%	-0.589
%RSD		4.817	0.365	23.730
Run	**Time**	**78Se**	**88Sr**	**95Mo**
		ppb	ppb	ppb
x		102.901%	99.765%	106.176%
%RSD		1.104	1.333	1.005
Run	**Time**	**105Pd**	**107Ag**	**108Mo O**
		ppb	ppb	ppb
x		0.000	103.724%	20.100
%RSD		0.000	1.621	55.540
Run	**Time**	**111Cd**	**115In**	**118Sn**
		ppb	ppb	ppb
x		103.121%	107.043%	99.898%
%RSD		0.816	3.883	0.270
Run	**Time**	**121Sb**	**137Ba**	**182W**
		ppb	ppb	ppb
x		100.035%	98.422%	103.801%
%RSD		0.539	1.520	1.304
Run	**Time**	**205Tl**	**208Pb**	**209Bi**
		ppb	ppb	ppb
x		98.188%	98.274%	98.679%
%RSD		0.785	0.910	1.452

CCB 4/6/2009 16:31:32 QC Status: PASS (Initial: PASS)

User Pre-dilution: 1.000

Run	Time	6Li	9Be	10B
		ppb	ppb	ppb
x		99.319%	0.012	-1.706
%RSD		2.261	23.240	9.549
Run	**Time**	**23Na**	**25Mg**	**27Al**
		ppb	ppb	ppb
x		1.876	1.473	-0.392
%RSD		9.005	35.800	80.400
Run	**Time**	**35Cl**	**39K**	**43Ca**
		ppb	ppb	ppb
x		T 0.000	5.428	0.566
%RSD		T 0.000	11.120	624.600
Run	**Time**	**45Sc**	**45Sc**	**47Ti**
		ppb	ppb	ppb
x		T 100.790%	105.887%	-0.040
%RSD		T 2.627	2.931	274.700
Run	**Time**	**51V**	**52Cr**	**53Cl O**
		ppb	ppb	ppb
x		-0.122	0.015	-1.424
%RSD		130.300	81.230	51.240
Run	**Time**	**55Mn**	**56Fe**	**59Co**
		ppb	ppb	ppb
x		0.011	1.945	0.003
%RSD		22.950	17.830	80.710
Run	**Time**	**60Ni**	**65Cu**	**66Zn**
		ppb	ppb	ppb
x		-0.006	-0.003	-0.094
%RSD		523.700	351.400	100.100
Run	**Time**	**72Ge**	**75As**	**77Ar Cl**
		ppb	ppb	ppb
x		105.237%	-0.058	0.030
%RSD		2.390	131.600	140.100
Run	**Time**	**78Se**	**88Sr**	**95Mo**
		ppb	ppb	ppb
x		0.028	0.001	0.383
%RSD		80.360	406.000	12.560
Run	**Time**	**105Pd**	**107Ag**	**108Mo O**
		ppb	ppb	ppb
x		0.000	0.006	0.621
%RSD		0.000	31.130	10.690
Run	**Time**	**111Cd**	**115In**	**118Sn**
		ppb	ppb	ppb
x		-0.013	105.780%	0.110
%RSD		13.120	2.242	17.270
Run	**Time**	**121Sb**	**137Ba**	**182W**
		ppb	ppb	ppb
x		0.015	0.013	0.119
%RSD		64.610	51.020	16.970
Run	**Time**	**205Tl**	**208Pb**	**209Bi**
		ppb	ppb	ppb
x		0.159	0.008	108.274%
%RSD		12.500	36.330	3.260

CCV 1 4/6/2009 17:26:56 QC Status: PASS (Initial: PASS)

User Pre-dilution: 1.000

Run	Time	6Li	9Be	10B
		ppb	ppb	ppb
x		83.218%	104.028%	100.851%
%RSD		1.658	0.261	0.536
Run	**Time**	**23Na**	**25Mg**	**27Al**
		ppb	ppb	ppb
x		T 101.410%	100.987%	104.232%
%RSD		T 0.280	0.657	3.573
Run	**Time**	**35Cl**	**39K**	**43Ca**
		ppb	ppb	ppb
x		T 0.000	T 100.840%	100.392%
%RSD		T 0.000	T 1.401	0.635
Run	**Time**	**45Sc**	**45Sc**	**47Ti**
		ppb	ppb	ppb
x		T 92.793%	91.413%	101.685%
%RSD		T 0.890	3.526	3.182
Run	**Time**	**51V**	**52Cr**	**53Cl O**
		ppb	ppb	ppb
x		99.199%	100.524%	0.075
%RSD		1.285	1.030	2517.000
Run	**Time**	**55Mn**	**56Fe**	**59Co**
		ppb	ppb	ppb
x		T 101.776%	T 102.601%	100.913%
%RSD		T 0.402	T 0.197	1.509
Run	**Time**	**60Ni**	**65Cu**	**66Zn**
		ppb	ppb	ppb
x		101.682%	101.203%	104.522%
%RSD		1.725	1.630	1.840
Run	**Time**	**72Ge**	**75As**	**77Ar Cl**
		ppb	ppb	ppb
x		92.161%	98.664%	-0.629
%RSD		2.695	0.650	6.023
Run	**Time**	**78Se**	**88Sr**	**95Mo**
		ppb	ppb	ppb
x		100.268%	98.627%	103.172%
%RSD		2.677	1.025	0.847
Run	**Time**	**105Pd**	**107Ag**	**108Mo O**
		ppb	ppb	ppb
x		0.000	102.793%	50.320
%RSD		0.000	1.901	52.730
Run	**Time**	**111Cd**	**115In**	**118Sn**
		ppb	ppb	ppb
x		102.784%	94.295%	99.982%
%RSD		1.212	2.323	1.484
Run	**Time**	**121Sb**	**137Ba**	**182W**
		ppb	ppb	ppb
x		100.574%	97.265%	105.906%
%RSD		1.236	1.334	1.943
Run	**Time**	**205Tl**	**208Pb**	**209Bi**
		ppb	ppb	ppb
x		98.446%	99.102%	91.781%
%RSD		0.875	0.837	1.733

CCB 1 4/6/2009 17:33:08 QC Status: PASS (Initial: PASS)

User Pre-dilution: 1.000

Run	Time	6Li	9Be	10B
		ppb	ppb	ppb
x		85.278%	0.011	2.198
%RSD		0.917	94.700	9.014
Run	**Time**	**23Na**	**25Mg**	**27Al**
		ppb	ppb	ppb
x		7.601	5.691	0.739
%RSD		17.930	42.890	26.410
Run	**Time**	**35Cl**	**39K**	**43Ca**
		ppb	ppb	ppb
x		T 0.000	5.322	1.923
%RSD		T 0.000	14.690	143.700
Run	**Time**	**45Sc**	**45Sc**	**47Ti**
		ppb	ppb	ppb
x		T 89.296%	86.751%	0.159
%RSD		T 0.752	1.776	79.580
Run	**Time**	**51V**	**52Cr**	**53Cl O**
		ppb	ppb	ppb
x		-0.154	-0.041	-5.109
%RSD		140.500	81.440	9.710
Run	**Time**	**55Mn**	**56Fe**	**59Co**
		ppb	ppb	ppb
x		0.065	5.586	0.017
%RSD		15.240	12.610	21.360
Run	**Time**	**60Ni**	**65Cu**	**66Zn**
		ppb	ppb	ppb
x		-0.029	0.001	0.058
%RSD		127.800	579.100	166.200
Run	**Time**	**72Ge**	**75As**	**77Ar Cl**
		ppb	ppb	ppb
x		88.344%	-0.145	0.004
%RSD		0.851	63.400	204.400
Run	**Time**	**78Se**	**88Sr**	**95Mo**
		ppb	ppb	ppb
x		0.051	0.003	-0.004
%RSD		79.790	130.300	554.500
Run	**Time**	**105Pd**	**107Ag**	**108Mo O**
		ppb	ppb	ppb
x		0.000	0.014	0.072
%RSD		0.000	22.550	0.000
Run	**Time**	**111Cd**	**115In**	**118Sn**
		ppb	ppb	ppb
x		0.006	90.874%	0.106
%RSD		58.390	1.202	12.110
Run	**Time**	**121Sb**	**137Ba**	**182W**
		ppb	ppb	ppb
x		0.022	0.031	0.100
%RSD		59.480	39.540	31.630
Run	**Time**	**205Tl**	**208Pb**	**209Bi**
		ppb	ppb	ppb
x		0.249	0.002	97.863%
%RSD		7.698	323.600	5.613

K9E31 4/6/2009 17:38:09 QC Status: PASS (Initial: PASS)

User Pre-dilution: 1.000

Run	Time	6Li	9Be	10B
		ppb	ppb	ppb
x		72.887%	0.085	21.030
%RSD		1.391	8.809	3.444
Run	**Time**	**23Na**	**25Mg**	**27Al**
		ppb	ppb	ppb
x		T 75500.000	61030.000	574.000
%RSD		T 0.155	0.428	1.949
Run	**Time**	**35Cl**	**39K**	**43Ca**
		ppb	ppb	ppb
x		T 0.000	T 1722.000	TM 310900.000
%RSD		T 0.000	T 0.750	TM 0.428
Run	**Time**	**45Sc**	**45Sc**	**47Ti**
		ppb	ppb	ppb
x		T 82.423%	80.651%	11.930
%RSD		T 1.612	2.747	7.359
Run	**Time**	**51V**	**52Cr**	**53Cl O**
		ppb	ppb	ppb
x		2.171	4.068	-7.600
%RSD		14.780	0.443	6.378
Run	**Time**	**55Mn**	**56Fe**	**59Co**
		ppb	ppb	ppb
x		TM 1443.000	TM 56920.000	3.568
%RSD		TM 0.453	TM 0.810	1.693
Run	**Time**	**60Ni**	**65Cu**	**66Zn**
		ppb	ppb	ppb
x		3.597	11.460	122.900
%RSD		0.935	0.209	0.859
Run	**Time**	**72Ge**	**75As**	**77Ar Cl**
		ppb	ppb	ppb
x		84.044%	13.360	-0.045
%RSD		2.528	1.664	119.500
Run	**Time**	**78Se**	**88Sr**	**95Mo**
		ppb	ppb	ppb
x		1.147	M 561.400	0.675
%RSD		3.636	M 0.186	5.308
Run	**Time**	**105Pd**	**107Ag**	**108Mo O**
		ppb	ppb	ppb
x		0.000	0.025	13.570
%RSD		0.000	33.160	210.800
Run	**Time**	**111Cd**	**115In**	**118Sn**
		ppb	ppb	ppb
x		21.630	86.429%	0.484
%RSD		2.600	1.602	9.785
Run	**Time**	**121Sb**	**137Ba**	**182W**
		ppb	ppb	ppb
x		0.393	M 721.800	0.066
%RSD		4.989	M 0.871	10.450
Run	**Time**	**205Tl**	**208Pb**	**209Bi**
		ppb	ppb	ppb
x		0.230	4.419	80.369%
%RSD		4.868	0.890	1.478

K9E33 4/6/2009 17:42:18 QC Status: PASS (Initial: PASS)

User Pre-dilution: 1.000

Run	Time	6Li	9Be	10B
		ppb	ppb	ppb
x		80.222%	0.027	16.500
%RSD		1.127	22.160	2.047
Run	**Time**	**23Na**	**25Mg**	**27Al**
		ppb	ppb	ppb
x		TM 112300.000	45260.000	154.300
%RSD		TM 0.760	0.400	0.500
Run	**Time**	**35Cl**	**39K**	**43Ca**
		ppb	ppb	ppb
x		T 0.000	T 1709.000	M 155700.000
%RSD		T 0.000	T 0.260	M 0.538
Run	**Time**	**45Sc**	**45Sc**	**47Ti**
		ppb	ppb	ppb
x		T 93.092%	86.349%	2.295
%RSD		T 1.140	2.180	15.760
Run	**Time**	**51V**	**52Cr**	**53Cl O**
		ppb	ppb	ppb
x		0.400	0.393	-6.682
%RSD		17.220	9.002	5.276
Run	**Time**	**55Mn**	**56Fe**	**59Co**
		ppb	ppb	ppb
x		5.423	365.200	0.189
%RSD		4.048	2.581	7.595
Run	**Time**	**60Ni**	**65Cu**	**66Zn**
		ppb	ppb	ppb
x		1.197	0.655	8.499
%RSD		6.953	12.610	1.244
Run	**Time**	**72Ge**	**75As**	**77Ar Cl**
		ppb	ppb	ppb
x		86.641%	0.702	0.460
%RSD		1.575	15.270	1.914
Run	**Time**	**78Se**	**88Sr**	**95Mo**
		ppb	ppb	ppb
x		0.109	128.800	3.495
%RSD		34.300	0.346	2.136
Run	**Time**	**105Pd**	**107Ag**	**108Mo O**
		ppb	ppb	ppb
x		0.000	0.009	0.212
%RSD		0.000	26.370	652.200
Run	**Time**	**111Cd**	**115In**	**118Sn**
		ppb	ppb	ppb
x		0.051	87.975%	0.055
%RSD		50.620	0.225	14.670
Run	**Time**	**121Sb**	**137Ba**	**182W**
		ppb	ppb	ppb
x		0.124	M 229.100	0.003
%RSD		26.740	M 0.894	223.300
Run	**Time**	**205Tl**	**208Pb**	**209Bi**
		ppb	ppb	ppb
x		0.061	0.562	84.084%
%RSD		3.647	2.042	3.646

K9E7R 4/6/2009 17:46:36 QC Status: PASS (Initial: PASS)

User Pre-dilution: 1.000

Run	Time	6Li	9Be	10B
		ppb	ppb	ppb
x		77.195%	0.061	50.630
%RSD		1.769	18.180	1.118
Run	**Time**	**23Na**	**25Mg**	**27Al**
		ppb	ppb	ppb
x		T 77390.000	18690.000	57.230
%RSD		T 1.538	1.186	4.003
Run	**Time**	**35Cl**	**39K**	**43Ca**
		ppb	ppb	ppb
x		T 0.000	T 4095.000	TM 233700.000
%RSD		T 0.000	T 0.798	TM 0.311
Run	**Time**	**45Sc**	**45Sc**	**47Ti**
		ppb	ppb	ppb
x		T 88.075%	82.549%	1.072
%RSD		T 0.921	2.261	25.150
Run	**Time**	**51V**	**52Cr**	**53Cl O**
		ppb	ppb	ppb
x		-0.434	4.727	-5.513
%RSD		76.760	0.866	13.850
Run	**Time**	**55Mn**	**56Fe**	**59Co**
		ppb	ppb	ppb
x		TM 1092.000	T 6863.000	3.140
%RSD		TM 0.089	T 0.644	1.838
Run	**Time**	**60Ni**	**65Cu**	**66Zn**
		ppb	ppb	ppb
x		16.640	3.943	18.130
%RSD		1.819	3.743	3.908
Run	**Time**	**72Ge**	**75As**	**77Ar Cl**
		ppb	ppb	ppb
x		83.980%	4.201	0.465
%RSD		1.392	4.969	11.860
Run	**Time**	**78Se**	**88Sr**	**95Mo**
		ppb	ppb	ppb
x		0.145	M 275.300	16.540
%RSD		40.460	M 0.488	1.194
Run	**Time**	**105Pd**	**107Ag**	**108Mo O**
		ppb	ppb	ppb
x		0.000	0.011	0.114
%RSD		0.000	16.300	476.300
Run	**Time**	**111Cd**	**115In**	**118Sn**
		ppb	ppb	ppb
x		0.273	85.539%	0.035
%RSD		3.621	0.180	37.420
Run	**Time**	**121Sb**	**137Ba**	**182W**
		ppb	ppb	ppb
x		0.045	19.800	0.077
%RSD		23.670	0.923	4.048
Run	**Time**	**205Tl**	**208Pb**	**209Bi**
		ppb	ppb	ppb
x		-0.005	1.946	81.072%
%RSD		154.100	0.714	2.904

K9E7RL 4/6/2009 17:50:35 QC Status: PASS (Initial: PASS)

User Pre-dilution: 1.000

Run	Time	6Li	9Be	10B
		ppb	ppb	ppb
x		80.627%	0.011	13.310
%RSD		0.564	15.320	0.983
Run	**Time**	**23Na**	**25Mg**	**27Al**
		ppb	ppb	ppb
x		15700.000	3835.000	25.370
%RSD		0.894	1.420	7.089
Run	**Time**	**35Cl**	**39K**	**43Ca**
		ppb	ppb	ppb
x		T 0.000	T 822.000	46570.000
%RSD		T 0.000	T 0.401	0.768
Run	**Time**	**45Sc**	**45Sc**	**47Ti**
		ppb	ppb	ppb
x		T 87.180%	82.875%	0.264
%RSD		T 0.498	3.785	6.037
Run	**Time**	**51V**	**52Cr**	**53Cl O**
		ppb	ppb	ppb
x		-0.223	1.331	-11.510
%RSD		35.040	6.117	4.789
Run	**Time**	**55Mn**	**56Fe**	**59Co**
		ppb	ppb	ppb
x		T 219.600	1403.000	0.639
%RSD		T 0.183	1.043	5.765
Run	**Time**	**60Ni**	**65Cu**	**66Zn**
		ppb	ppb	ppb
x		3.194	0.874	3.168
%RSD		0.942	13.610	7.116
Run	**Time**	**72Ge**	**75As**	**77Ar Cl**
		ppb	ppb	ppb
x		86.065%	0.320	0.316
%RSD		2.479	14.410	12.920
Run	**Time**	**78Se**	**88Sr**	**95Mo**
		ppb	ppb	ppb
x		0.087	54.750	3.087
%RSD		56.590	1.083	2.802
Run	**Time**	**105Pd**	**107Ag**	**108Mo O**
		ppb	ppb	ppb
x		0.000	0.000	-0.601
%RSD		0.000	256.500	157.000
Run	**Time**	**111Cd**	**115In**	**118Sn**
		ppb	ppb	ppb
x		0.045	89.961%	0.044
%RSD		44.240	2.071	46.630
Run	**Time**	**121Sb**	**137Ba**	**182W**
		ppb	ppb	ppb
x		0.004	3.907	0.004
%RSD		103.000	1.199	55.790
Run	**Time**	**205Tl**	**208Pb**	**209Bi**
		ppb	ppb	ppb
x		-0.020	0.389	92.897%
%RSD		15.360	1.704	3.515

K9D2LB 4/6/2009 17:54:33 QC Status: PASS (Initial: PASS)

User Pre-dilution: 1.000

Run	Time	6Li	9Be	10B
		ppb	ppb	ppb
x		82.331%	-0.002	1.474
%RSD		1.172	38.680	14.370
Run	**Time**	**23Na**	**25Mg**	**27Al**
		ppb	ppb	ppb
x		60.280	45.960	11.580
%RSD		0.970	7.666	17.190
Run	**Time**	**35Cl**	**39K**	**43Ca**
		ppb	ppb	ppb
x		T 0.000	16.400	214.100
%RSD		T 0.000	5.028	3.780
Run	**Time**	**45Sc**	**45Sc**	**47Ti**
		ppb	ppb	ppb
x		T 86.424%	80.282%	0.112
%RSD		T 0.224	1.429	52.450
Run	**Time**	**51V**	**52Cr**	**53Cl O**
		ppb	ppb	ppb
x		-0.009	0.819	-8.242
%RSD		1200.000	1.622	5.335
Run	**Time**	**55Mn**	**56Fe**	**59Co**
		ppb	ppb	ppb
x		0.766	32.800	0.021
%RSD		0.929	1.129	17.640
Run	**Time**	**60Ni**	**65Cu**	**66Zn**
		ppb	ppb	ppb
x		0.459	0.709	4.562
%RSD		19.200	8.512	5.736
Run	**Time**	**72Ge**	**75As**	**77Ar Cl**
		ppb	ppb	ppb
x		82.736%	-0.268	0.421
%RSD		0.309	24.270	6.238
Run	**Time**	**78Se**	**88Sr**	**95Mo**
		ppb	ppb	ppb
x		-0.026	0.681	-0.015
%RSD		55.260	4.958	159.700
Run	**Time**	**105Pd**	**107Ag**	**108Mo O**
		ppb	ppb	ppb
x		0.000	0.003	-0.533
%RSD		0.000	36.670	98.310
Run	**Time**	**111Cd**	**115In**	**118Sn**
		ppb	ppb	ppb
x		0.022	86.394%	22.290
%RSD		63.760	0.654	0.412
Run	**Time**	**121Sb**	**137Ba**	**182W**
		ppb	ppb	ppb
x		-0.014	0.901	0.013
%RSD		45.380	4.153	46.960
Run	**Time**	**205Tl**	**208Pb**	**209Bi**
		ppb	ppb	ppb
x		-0.035	0.124	93.768%
%RSD		13.410	8.216	5.563

K9D2LC 4/6/2009 17:58:31 QC Status: PASS (Initial: PASS)

User Pre-dilution: 1.000

Run	Time	6Li	9Be	10B
		ppb	ppb	ppb
x		79.282%	101.400	92.080
%RSD		0.645	0.965	1.598
Run	**Time**	**23Na**	**25Mg**	**27Al**
		ppb	ppb	ppb
x		85.530	74.340	19.500
%RSD		3.392	3.889	5.926
Run	**Time**	**35Cl**	**39K**	**43Ca**
		ppb	ppb	ppb
x		T 0.000	46.920	204.500
%RSD		T 0.000	4.236	2.291
Run	**Time**	**45Sc**	**45Sc**	**47Ti**
		ppb	ppb	ppb
x		T 82.963%	78.684%	97.070
%RSD		T 0.206	1.806	2.010
Run	**Time**	**51V**	**52Cr**	**53Cl O**
		ppb	ppb	ppb
x		94.210	97.770	-1.889
%RSD		0.247	0.896	35.720
Run	**Time**	**55Mn**	**56Fe**	**59Co**
		ppb	ppb	ppb
x		100.500	40.440	96.080
%RSD		0.727	1.768	1.235
Run	**Time**	**60Ni**	**65Cu**	**66Zn**
		ppb	ppb	ppb
x		101.000	101.300	103.000
%RSD		1.338	2.138	1.446
Run	**Time**	**72Ge**	**75As**	**77Ar Cl**
		ppb	ppb	ppb
x		82.267%	91.950	-0.078
%RSD		0.955	0.563	112.500
Run	**Time**	**78Se**	**88Sr**	**95Mo**
		ppb	ppb	ppb
x		90.920	90.020	94.870
%RSD		2.455	0.771	1.712
Run	**Time**	**105Pd**	**107Ag**	**108Mo O**
		ppb	ppb	ppb
x		0.000	104.100	-12.120
%RSD		0.000	1.793	412.800
Run	**Time**	**111Cd**	**115In**	**118Sn**
		ppb	ppb	ppb
x		101.000	85.637%	116.700
%RSD		0.805	0.656	0.252
Run	**Time**	**121Sb**	**137Ba**	**182W**
		ppb	ppb	ppb
x		95.890	91.640	95.290
%RSD		0.708	1.103	0.763
Run	**Time**	**205Tl**	**208Pb**	**209Bi**
		ppb	ppb	ppb
x		93.140	94.280	92.781%
%RSD		0.726	0.726	4.066

K9C7R 4/6/2009 18:04:44 QC Status: PASS (Initial: PASS)

User Pre-dilution: 1.000

Run	Time	6Li	9Be	10B
		ppb	ppb	ppb
x		61.994%	5.131	47.640
%RSD		1.100	3.902	1.882
Run	**Time**	**23Na**	**25Mg**	**27Al**
		ppb	ppb	ppb
x		776.400	44350.000	TM 72240.000
%RSD		0.553	0.661	TM 0.563
Run	**Time**	**35Cl**	**39K**	**43Ca**
		ppb	ppb	ppb
x		T 0.000	T 13740.000	M 169300.000
%RSD		T 0.000	T 1.508	M 0.323
Run	**Time**	**45Sc**	**45Sc**	**47Ti**
		ppb	ppb	ppb
x		T 76.681%	70.692%	M 495.000
%RSD		T 0.268	2.561	M 1.177
Run	**Time**	**51V**	**52Cr**	**53Cl O**
		ppb	ppb	ppb
x		133.800	129.100	-3.426
%RSD		0.402	1.194	8.558
Run	**Time**	**55Mn**	**56Fe**	**59Co**
		ppb	ppb	ppb
x		TM 7828.000	TM 357500.000	72.700
%RSD		TM 0.497	TM 0.215	1.030
Run	**Time**	**60Ni**	**65Cu**	**66Zn**
		ppb	ppb	ppb
x		M 206.500	122.400	M 424.000
%RSD		M 1.392	1.283	M 1.151
Run	**Time**	**72Ge**	**75As**	**77Ar Cl**
		ppb	ppb	ppb
x		73.706%	81.560	0.898
%RSD		1.867	0.241	2.274
Run	**Time**	**78Se**	**88Sr**	**95Mo**
		ppb	ppb	ppb
x		4.240	M 263.100	8.552
%RSD		1.083	M 0.660	1.418
Run	**Time**	**105Pd**	**107Ag**	**108Mo O**
		ppb	ppb	ppb
x		0.000	0.242	-86.120
%RSD		0.000	8.191	9.478
Run	**Time**	**111Cd**	**115In**	**118Sn**
		ppb	ppb	ppb
x		0.485	77.938%	16.160
%RSD		3.824	1.851	1.107
Run	**Time**	**121Sb**	**137Ba**	**182W**
		ppb	ppb	ppb
x		0.641	M 494.900	3.017
%RSD		3.039	M 0.183	1.556
Run	**Time**	**205Tl**	**208Pb**	**209Bi**
		ppb	ppb	ppb
x		1.155	75.850	81.230%
%RSD		3.170	0.505	0.567

K9C7RL 4/6/2009 18:08:46 QC Status: PASS (Initial: PASS)

User Pre-dilution: 1.000

Run	Time	6Li	9Be	10B
		ppb	ppb	ppb
x		67.328%	1.030	12.360
%RSD		0.621	4.952	2.463
Run	**Time**	**23Na**	**25Mg**	**27Al**
		ppb	ppb	ppb
x		163.000	9390.000	M 15280.000
%RSD		1.374	1.087	M 1.233
Run	**Time**	**35Cl**	**39K**	**43Ca**
		ppb	ppb	ppb
x		0.000	T 2902.000	35640.000
%RSD		0.000	T 0.865	0.857
Run	**Time**	**45Sc**	**45Sc**	**47Ti**
		ppb	ppb	ppb
x		T 74.643%	69.378%	101.200
%RSD		T 0.203	1.677	2.627
Run	**Time**	**51V**	**52Cr**	**53Cl O**
		ppb	ppb	ppb
x		27.450	27.430	-13.170
%RSD		1.274	1.153	5.482
Run	**Time**	**55Mn**	**56Fe**	**59Co**
		ppb	ppb	ppb
x		TM 1589.000	TM 74700.000	15.570
%RSD		TM 0.386	TM 0.740	1.549
Run	**Time**	**60Ni**	**65Cu**	**66Zn**
		ppb	ppb	ppb
x		44.370	26.400	89.040
%RSD		1.640	0.903	2.499
Run	**Time**	**72Ge**	**75As**	**77Ar Cl**
		ppb	ppb	ppb
x		74.238%	15.590	0.389
%RSD		1.172	1.354	9.669
Run	**Time**	**78Se**	**88Sr**	**95Mo**
		ppb	ppb	ppb
x		0.802	52.790	1.586
%RSD		3.707	1.786	1.733
Run	**Time**	**105Pd**	**107Ag**	**108Mo O**
		ppb	ppb	ppb
x		0.000	0.050	-21.620
%RSD		0.000	16.410	36.630
Run	**Time**	**111Cd**	**115In**	**118Sn**
		ppb	ppb	ppb
x		0.099	81.127%	3.150
%RSD		18.330	1.002	1.655
Run	**Time**	**121Sb**	**137Ba**	**182W**
		ppb	ppb	ppb
x		0.134	98.110	0.671
%RSD		19.370	0.148	3.516
Run	**Time**	**205Tl**	**208Pb**	**209Bi**
		ppb	ppb	ppb
x		0.253	15.630	88.390%
%RSD		4.399	0.271	2.849

K9C7RX 4/6/2009 18:12:54 QC Status: PASS (Initial: PASS)

User Pre-dilution: 1.000

Run	Time	6Li	9Be	10B
		ppb	ppb	ppb
x		61.944%	5.294	46.200
%RSD		0.341	2.356	0.660
Run	**Time**	**23Na**	**25Mg**	**27Al**
		ppb	ppb	ppb
x		938.100	46970.000	TM 81640.000
%RSD		0.468	0.284	TM 0.498
Run	**Time**	**35Cl**	**39K**	**43Ca**
		ppb	ppb	ppb
x		T 0.000	T 13680.000	M 189500.000
%RSD		T 0.000	T 0.326	M 0.128
Run	**Time**	**45Sc**	**45Sc**	**47Ti**
		ppb	ppb	ppb
x		T 73.102%	71.097%	M 627.400
%RSD		T 0.174	3.745	M 0.230
Run	**Time**	**51V**	**52Cr**	**53Cl O**
		ppb	ppb	ppb
x		145.700	135.000	-2.039
%RSD		0.367	0.579	17.550
Run	**Time**	**55Mn**	**56Fe**	**59Co**
		ppb	ppb	ppb
x		TM 3731.000	TM 193000.000	90.590
%RSD		TM 0.682	TM 0.923	1.537
Run	**Time**	**60Ni**	**65Cu**	**66Zn**
		ppb	ppb	ppb
x		M 205.700	151.400	M 448.600
%RSD		M 2.256	2.000	M 0.860
Run	**Time**	**72Ge**	**75As**	**77Ar Cl**
		ppb	ppb	ppb
x		73.634%	83.090	0.888
%RSD		3.353	0.301	8.764
Run	**Time**	**78Se**	**88Sr**	**95Mo**
		ppb	ppb	ppb
x		4.200	M 309.800	10.670
%RSD		2.928	M 0.134	1.342
Run	**Time**	**105Pd**	**107Ag**	**108Mo O**
		ppb	ppb	ppb
x		0.000	0.243	-106.400
%RSD		0.000	2.257	26.030
Run	**Time**	**111Cd**	**115In**	**118Sn**
		ppb	ppb	ppb
x		0.711	81.003%	15.780
%RSD		6.392	3.114	1.137
Run	**Time**	**121Sb**	**137Ba**	**182W**
		ppb	ppb	ppb
x		0.669	M 562.800	21.710
%RSD		0.641	M 0.517	1.289
Run	**Time**	**205Tl**	**208Pb**	**209Bi**
		ppb	ppb	ppb
x		1.183	96.770	86.511%
%RSD		3.641	0.604	1.175

K9C7RS 4/6/2009 18:16:53 QC Status: PASS (Initial: PASS)

User Pre-dilution: 1.000

Run	Time	6Li	9Be	10B
		ppb	ppb	ppb
x		63.957%	101.000	107.600
%RSD		0.972	0.626	1.253
Run	**Time**	**23Na**	**25Mg**	**27Al**
		ppb	ppb	ppb
x		808.000	42330.000	M 67210.000
%RSD		1.320	0.663	M 0.215
Run	**Time**	**35Cl**	**39K**	**43Ca**
		ppb	ppb	ppb
x		T 0.000	T 12170.000	M 145900.000
%RSD		T 0.000	T 0.246	M 0.301
Run	**Time**	**45Sc**	**45Sc**	**47Ti**
		ppb	ppb	ppb
x		T 76.939%	72.831%	M 551.000
%RSD		T 0.549	2.682	M 0.865
Run	**Time**	**51V**	**52Cr**	**53Cl O**
		ppb	ppb	ppb
x		M 205.900	M 218.800	4.890
%RSD		M 1.003	M 1.112	22.370
Run	**Time**	**55Mn**	**56Fe**	**59Co**
		ppb	ppb	ppb
x		TM 4019.000	TM 190900.000	163.400
%RSD		TM 0.278	TM 0.686	1.280
Run	**Time**	**60Ni**	**65Cu**	**66Zn**
		ppb	ppb	ppb
x		M 289.500	M 246.200	M 620.500
%RSD		M 1.270	M 1.366	M 1.067
Run	**Time**	**72Ge**	**75As**	**77Ar Cl**
		ppb	ppb	ppb
x		76.340%	M 199.100	0.402
%RSD		1.760	M 0.542	18.380
Run	**Time**	**78Se**	**88Sr**	**95Mo**
		ppb	ppb	ppb
x		85.040	M 322.000	95.030
%RSD		0.791	M 0.709	0.532
Run	**Time**	**105Pd**	**107Ag**	**108Mo O**
		ppb	ppb	ppb
x		0.000	91.280	-147.900
%RSD		0.000	1.559	11.960
Run	**Time**	**111Cd**	**115In**	**118Sn**
		ppb	ppb	ppb
x		94.220	82.427%	100.000
%RSD		1.126	1.738	0.484
Run	**Time**	**121Sb**	**137Ba**	**182W**
		ppb	ppb	ppb
x		27.710	M 398.100	69.310
%RSD		1.067	M 0.444	1.651
Run	**Time**	**205Tl**	**208Pb**	**209Bi**
		ppb	ppb	ppb
x		88.620	174.600	89.075%
%RSD		0.431	0.691	0.951

CCV 2 4/6/2009 18:23:06 QC Status: PASS (Initial: PASS)

User Pre-dilution: 1.000

Run	Time	6Li	9Be	10B
		ppb	ppb	ppb
x		77.312%	102.537%	93.275%
%RSD		2.323	0.807	1.781
Run	**Time**	**23Na**	**25Mg**	**27Al**
		ppb	ppb	ppb
x		┬100.949%	101.571%	106.355%
%RSD		┬1.487	0.358	0.717
Run	**Time**	**35Cl**	**39K**	**43Ca**
		ppb	ppb	ppb
x		┬0.000	┬99.877%	101.317%
%RSD		┬0.000	┬1.068	0.838
Run	**Time**	**45Sc**	**45Sc**	**47Ti**
		ppb	ppb	ppb
x		┬83.365%	82.839%	100.568%
%RSD		┬0.981	3.656	1.324
Run	**Time**	**51V**	**52Cr**	**53Cl O**
		ppb	ppb	ppb
x		100.031%	101.130%	-1.124
%RSD		0.531	1.050	143.900
Run	**Time**	**55Mn**	**56Fe**	**59Co**
		ppb	ppb	ppb
x		┬103.006%	┬102.741%	100.310%
%RSD		┬0.642	┬1.321	1.541
Run	**Time**	**60Ni**	**65Cu**	**66Zn**
		ppb	ppb	ppb
x		101.597%	101.610%	104.396%
%RSD		0.872	1.385	2.890
Run	**Time**	**72Ge**	**75As**	**77Ar Cl**
		ppb	ppb	ppb
x		84.410%	99.115%	-0.687
%RSD		2.526	0.453	1.843
Run	**Time**	**78Se**	**88Sr**	**95Mo**
		ppb	ppb	ppb
x		101.560%	99.175%	103.711%
%RSD		2.141	0.064	1.105
Run	**Time**	**105Pd**	**107Ag**	**108Mo O**
		ppb	ppb	ppb
x		0.000	103.513%	-0.528
%RSD		0.000	2.249	6583.000
Run	**Time**	**111Cd**	**115In**	**118Sn**
		ppb	ppb	ppb
x		103.950%	88.089%	100.376%
%RSD		0.680	1.763	0.799
Run	**Time**	**121Sb**	**137Ba**	**182W**
		ppb	ppb	ppb
x		101.198%	98.270%	106.614%
%RSD		0.520	0.885	1.627
Run	**Time**	**205Tl**	**208Pb**	**209Bi**
		ppb	ppb	ppb
x		99.372%	99.326%	89.066%
%RSD		0.525	0.684	2.710

CCB 2 4/6/2009 18:29:19 QC Status: PASS (Initial: PASS)

User Pre-dilution: 1.000

Run	Time	6Li	9Be	10B
		ppb	ppb	ppb
x		83.225%	0.013	-1.317
%RSD		0.967	48.620	7.487
Run	**Time**	**23Na**	**25Mg**	**27Al**
		ppb	ppb	ppb
x		10.840	15.320	7.387
%RSD		12.350	11.770	9.276
Run	**Time**	**35Cl**	**39K**	**43Ca**
		ppb	ppb	ppb
x		T 0.000	10.760	22.130
%RSD		T 0.000	2.869	26.740
Run	**Time**	**45Sc**	**45Sc**	**47Ti**
		ppb	ppb	ppb
x		T 86.843%	83.392%	0.208
%RSD		T 0.042	0.783	76.270
Run	**Time**	**51V**	**52Cr**	**53Cl O**
		ppb	ppb	ppb
x		-0.243	-0.032	-4.830
%RSD		107.600	44.540	20.030
Run	**Time**	**55Mn**	**56Fe**	**59Co**
		ppb	ppb	ppb
x		0.610	27.840	0.026
%RSD		1.045	2.297	31.320
Run	**Time**	**60Ni**	**65Cu**	**66Zn**
		ppb	ppb	ppb
x		0.031	0.022	0.041
%RSD		109.700	93.470	28.670
Run	**Time**	**72Ge**	**75As**	**77Ar Cl**
		ppb	ppb	ppb
x		85.352%	-0.165	-0.022
%RSD		0.742	35.390	11.920
Run	**Time**	**78Se**	**88Sr**	**95Mo**
		ppb	ppb	ppb
x		0.005	0.034	0.015
%RSD		2574.000	40.890	250.600
Run	**Time**	**105Pd**	**107Ag**	**108Mo O**
		ppb	ppb	ppb
x		0.000	0.019	-0.168
%RSD		0.000	10.600	133.400
Run	**Time**	**111Cd**	**115In**	**118Sn**
		ppb	ppb	ppb
x		0.002	88.431%	0.102
%RSD		331.300	0.802	6.687
Run	**Time**	**121Sb**	**137Ba**	**182W**
		ppb	ppb	ppb
x		0.026	0.089	0.146
%RSD		10.190	18.360	19.510
Run	**Time**	**205Tl**	**208Pb**	**209Bi**
		ppb	ppb	ppb
x		0.172	0.019	97.791%
%RSD		10.030	18.010	5.809

K9C7W 4/6/2009 18:33:22 QC Status: PASS (Initial: PASS)

User Pre-dilution: 1.000

Run	Time	6Li	9Be	10B
		ppb	ppb	ppb
x		69.878%	4.373	41.910
%RSD		0.773	0.679	2.067
Run	**Time**	**23Na**	**25Mg**	**27Al**
		ppb	ppb	ppb
x		987.800	25160.000	M 41520.000
%RSD		0.586	0.794	M 0.668
Run	**Time**	**35Cl**	**39K**	**43Ca**
		ppb	ppb	ppb
x		T 0.000	T 9784.000	44710.000
%RSD		T 0.000	T 0.522	0.225
Run	**Time**	**45Sc**	**45Sc**	**47Ti**
		ppb	ppb	ppb
x		T 82.039%	76.343%	M 266.300
%RSD		T 0.188	3.202	M 1.615
Run	**Time**	**51V**	**52Cr**	**53Cl O**
		ppb	ppb	ppb
x		76.290	88.610	-4.892
%RSD		0.832	0.743	14.700
Run	**Time**	**55Mn**	**56Fe**	**59Co**
		ppb	ppb	ppb
x		TM 4557.000	TM 195200.000	57.240
%RSD		TM 0.313	TM 0.621	1.563
Run	**Time**	**60Ni**	**65Cu**	**66Zn**
		ppb	ppb	ppb
x		185.600	116.800	M 497.100
%RSD		1.756	1.550	M 0.497
Run	**Time**	**72Ge**	**75As**	**77Ar Cl**
		ppb	ppb	ppb
x		80.780%	99.590	1.094
%RSD		2.682	0.736	9.051
Run	**Time**	**78Se**	**88Sr**	**95Mo**
		ppb	ppb	ppb
x		8.424	153.400	4.180
%RSD		7.016	1.371	2.236
Run	**Time**	**105Pd**	**107Ag**	**108Mo O**
		ppb	ppb	ppb
x		0.000	0.309	-79.090
%RSD		0.000	2.989	6.165
Run	**Time**	**111Cd**	**115In**	**118Sn**
		ppb	ppb	ppb
x		0.679	83.132%	14.810
%RSD		9.240	1.988	0.641
Run	**Time**	**121Sb**	**137Ba**	**182W**
		ppb	ppb	ppb
x		0.599	M 368.500	34.120
%RSD		3.377	M 0.283	1.435
Run	**Time**	**205Tl**	**208Pb**	**209Bi**
		ppb	ppb	ppb
x		0.909	94.180	87.026%
%RSD		2.121	0.555	1.669

K9C71 4/6/2009 18:37:22 QC Status: PASS (Initial: PASS)

User Pre-dilution: 1.000

Run	Time	6Li	9Be	10B
		ppb	ppb	ppb
x		80.652%	2.831	15.600
%RSD		1.148	1.065	2.305
Run	**Time**	**23Na**	**25Mg**	**27Al**
		ppb	ppb	ppb
x		573.500	15050.000	M 43280.000
%RSD		0.910	1.133	M 1.591
Run	**Time**	**35Cl**	**39K**	**43Ca**
		ppb	ppb	ppb
x		T 0.000	T 6359.000	13030.000
%RSD		T 0.000	T 1.013	1.039
Run	**Time**	**45Sc**	**45Sc**	**47Ti**
		ppb	ppb	ppb
x		T 91.551%	86.952%	M 290.600
%RSD		T 0.452	2.192	M 1.315
Run	**Time**	**51V**	**52Cr**	**53Cl O**
		ppb	ppb	ppb
x		77.030	94.800	-2.068
%RSD		0.171	0.846	28.460
Run	**Time**	**55Mn**	**56Fe**	**59Co**
		ppb	ppb	ppb
x		TM 3070.000	TM 136300.000	53.080
%RSD		TM 0.284	TM 0.767	1.514
Run	**Time**	**60Ni**	**65Cu**	**66Zn**
		ppb	ppb	ppb
x		122.700	85.170	M 301.200
%RSD		1.021	0.500	M 1.302
Run	**Time**	**72Ge**	**75As**	**77Ar Cl**
		ppb	ppb	ppb
x		89.550%	79.370	0.701
%RSD		1.667	0.418	2.609
Run	**Time**	**78Se**	**88Sr**	**95Mo**
		ppb	ppb	ppb
x		3.209	38.660	5.134
%RSD		4.035	0.533	1.127
Run	**Time**	**105Pd**	**107Ag**	**108Mo O**
		ppb	ppb	ppb
x		0.000	0.140	-44.790
%RSD		0.000	6.810	22.070
Run	**Time**	**111Cd**	**115In**	**118Sn**
		ppb	ppb	ppb
x		0.412	89.732%	14.290
%RSD		10.240	1.082	0.616
Run	**Time**	**121Sb**	**137Ba**	**182W**
		ppb	ppb	ppb
x		0.546	177.200	14.980
%RSD		3.455	0.532	1.422
Run	**Time**	**205Tl**	**208Pb**	**209Bi**
		ppb	ppb	ppb
x		0.664	67.180	91.612%
%RSD		3.303	0.397	1.257

K9C72 4/6/2009 18:41:22 QC Status: PASS (Initial: PASS)

User Pre-dilution: 1.000

Run	Time	6Li	9Be	10B
		ppb	ppb	ppb
x		81.539%	4.135	23.090
%RSD		0.709	1.188	1.194
Run	**Time**	**23Na**	**25Mg**	**27Al**
		ppb	ppb	ppb
x		459.000	33050.000	TM 73310.000
%RSD		1.089	0.873	TM 1.416
Run	**Time**	**35Cl**	**39K**	**43Ca**
		ppb	ppb	ppb
x		T 0.000	T 8725.000	25730.000
%RSD		T 0.000	T 0.473	0.371
Run	**Time**	**45Sc**	**45Sc**	**47Ti**
		ppb	ppb	ppb
x		T 94.292%	86.118%	M 506.900
%RSD		T 0.072	2.303	M 0.387
Run	**Time**	**51V**	**52Cr**	**53Cl O**
		ppb	ppb	ppb
x		112.400	M 268.800	9.318
%RSD		0.422	M 0.631	23.800
Run	**Time**	**55Mn**	**56Fe**	**59Co**
		ppb	ppb	ppb
x		TM 3214.000	TM 207300.000	90.780
%RSD		TM 0.415	TM 0.712	0.088
Run	**Time**	**60Ni**	**65Cu**	**66Zn**
		ppb	ppb	ppb
x		M 229.900	141.200	M 424.100
%RSD		M 0.791	1.669	M 0.529
Run	**Time**	**72Ge**	**75As**	**77Ar Cl**
		ppb	ppb	ppb
x		88.273%	110.300	0.871
%RSD		1.891	0.385	9.188
Run	**Time**	**78Se**	**88Sr**	**95Mo**
		ppb	ppb	ppb
x		4.657	76.700	8.627
%RSD		10.550	0.809	0.424
Run	**Time**	**105Pd**	**107Ag**	**108Mo O**
		ppb	ppb	ppb
x		0.000	0.238	-77.090
%RSD		0.000	7.096	20.910
Run	**Time**	**111Cd**	**115In**	**118Sn**
		ppb	ppb	ppb
x		0.362	87.193%	14.870
%RSD		17.360	0.860	1.711
Run	**Time**	**121Sb**	**137Ba**	**182W**
		ppb	ppb	ppb
x		0.509	M 331.400	5.297
%RSD		9.517	M 0.560	1.332
Run	**Time**	**205Tl**	**208Pb**	**209Bi**
		ppb	ppb	ppb
x		1.197	82.110	88.868%
%RSD		1.794	1.282	0.841

K9C73 4/6/2009 18:45:22 QC Status: PASS (Initial: PASS)

User Pre-dilution: 1.000

Run	Time	6Li	9Be	10B
		ppb	ppb	ppb
x		72.957%	2.314	19.590
%RSD		1.770	3.082	1.877
Run	**Time**	**23Na**	**25Mg**	**27Al**
		ppb	ppb	ppb
x		569.600	36060.000	M 45020.000
%RSD		0.161	0.538	M 0.768
Run	**Time**	**35Cl**	**39K**	**43Ca**
		ppb	ppb	ppb
x		T 0.000	T 7537.000	57100.000
%RSD		T 0.000	T 0.539	1.118
Run	**Time**	**45Sc**	**45Sc**	**47Ti**
		ppb	ppb	ppb
x		T 84.181%	78.358%	M 355.200
%RSD		T 0.318	1.736	M 1.728
Run	**Time**	**51V**	**52Cr**	**53Cl O**
		ppb	ppb	ppb
x		72.730	90.920	-4.255
%RSD		1.068	0.631	22.310
Run	**Time**	**55Mn**	**56Fe**	**59Co**
		ppb	ppb	ppb
x		TM 2238.000	TM 162100.000	54.150
%RSD		TM 0.783	TM 0.475	0.537
Run	**Time**	**60Ni**	**65Cu**	**66Zn**
		ppb	ppb	ppb
x		136.000	117.100	M 350.100
%RSD		1.756	1.765	M 0.710
Run	**Time**	**72Ge**	**75As**	**77Ar Cl**
		ppb	ppb	ppb
x		81.937%	102.400	0.696
%RSD		2.333	0.783	5.588
Run	**Time**	**78Se**	**88Sr**	**95Mo**
		ppb	ppb	ppb
x		2.582	86.840	5.056
%RSD		11.450	0.775	4.601
Run	**Time**	**105Pd**	**107Ag**	**108Mo O**
		ppb	ppb	ppb
x		0.000	0.296	-47.840
%RSD		0.000	11.640	12.960
Run	**Time**	**111Cd**	**115In**	**118Sn**
		ppb	ppb	ppb
x		0.316	84.752%	15.520
%RSD		7.137	1.663	1.007
Run	**Time**	**121Sb**	**137Ba**	**182W**
		ppb	ppb	ppb
x		0.393	158.300	3.986
%RSD		7.848	0.801	1.534
Run	**Time**	**205Tl**	**208Pb**	**209Bi**
		ppb	ppb	ppb
x		0.836	60.730	88.435%
%RSD		1.178	0.318	1.849

K9C76 4/6/2009 18:49:24 QC Status: PASS (Initial: PASS)

User Pre-dilution: 1.000

Run	Time	6Li	9Be	10B
		ppb	ppb	ppb
x		78.538%	1.310	5.405
%RSD		0.610	1.010	2.909
Run	**Time**	**23Na**	**25Mg**	**27Al**
		ppb	ppb	ppb
x		676.500	4837.000	M 8756.000
%RSD		0.958	0.529	M 1.060
Run	**Time**	**35Cl**	**39K**	**43Ca**
		ppb	ppb	ppb
x		T 0.000	T 2148.000	10330.000
%RSD		T 0.000	T 0.411	1.409
Run	**Time**	**45Sc**	**45Sc**	**47Ti**
		ppb	ppb	ppb
x		T 85.661%	82.227%	105.400
%RSD		T 2.108	1.705	4.062
Run	**Time**	**51V**	**52Cr**	**53Cl O**
		ppb	ppb	ppb
x		25.990	24.920	-6.808
%RSD		1.743	1.237	19.080
Run	**Time**	**55Mn**	**56Fe**	**59Co**
		ppb	ppb	ppb
x		TM 1040.000	T 42490.000	14.570
%RSD		TM 0.407	T 0.397	1.404
Run	**Time**	**60Ni**	**65Cu**	**66Zn**
		ppb	ppb	ppb
x		46.400	20.930	M 394.000
%RSD		0.653	1.263	M 0.528
Run	**Time**	**72Ge**	**75As**	**77Ar Cl**
		ppb	ppb	ppb
x		87.594%	39.260	0.563
%RSD		0.404	0.147	2.044
Run	**Time**	**78Se**	**88Sr**	**95Mo**
		ppb	ppb	ppb
x		1.558	25.810	2.070
%RSD		17.590	0.520	3.910
Run	**Time**	**105Pd**	**107Ag**	**108Mo O**
		ppb	ppb	ppb
x		0.000	0.097	-30.620
%RSD		0.000	5.817	14.320
Run	**Time**	**111Cd**	**115In**	**118Sn**
		ppb	ppb	ppb
x		0.287	88.396%	15.280
%RSD		8.514	0.646	1.686
Run	**Time**	**121Sb**	**137Ba**	**182W**
		ppb	ppb	ppb
x		0.338	74.960	6.060
%RSD		5.671	1.091	1.077
Run	**Time**	**205Tl**	**208Pb**	**209Bi**
		ppb	ppb	ppb
x		0.203	26.170	93.909%
%RSD		7.552	0.610	3.805

K9C77 4/6/2009 18:53:28 QC Status: PASS (Initial: PASS)

User Pre-dilution: 1.000

Run	Time	6Li	9Be	10B
		ppb	ppb	ppb
x		67.600%	3.366	22.740
%RSD		0.586	3.670	1.648
Run	**Time**	**23Na**	**25Mg**	**27Al**
		ppb	ppb	ppb
x		817.900	32610.000	M 48230.000
%RSD		1.331	1.037	M 0.380
Run	**Time**	**35Cl**	**39K**	**43Ca**
		ppb	ppb	ppb
x		T 0.000	T 8884.000	96120.000
%RSD		T 0.000	T 0.356	0.478
Run	**Time**	**45Sc**	**45Sc**	**47Ti**
		ppb	ppb	ppb
x		T 78.928%	77.424%	M 460.200
%RSD		T 1.162	3.695	M 1.362
Run	**Time**	**51V**	**52Cr**	**53Cl O**
		ppb	ppb	ppb
x		92.530	97.970	-5.359
%RSD		0.759	0.308	5.472
Run	**Time**	**55Mn**	**56Fe**	**59Co**
		ppb	ppb	ppb
x		TM 2823.000	TM 154600.000	57.750
%RSD		TM 0.637	TM 0.888	1.090
Run	**Time**	**60Ni**	**65Cu**	**66Zn**
		ppb	ppb	ppb
x		141.900	134.800	M 503.100
%RSD		1.778	1.671	M 1.489
Run	**Time**	**72Ge**	**75As**	**77Ar Cl**
		ppb	ppb	ppb
x		82.234%	120.700	0.902
%RSD		3.826	0.800	6.599
Run	**Time**	**78Se**	**88Sr**	**95Mo**
		ppb	ppb	ppb
x		4.671	153.300	7.478
%RSD		9.818	0.896	1.232
Run	**Time**	**105Pd**	**107Ag**	**108Mo O**
		ppb	ppb	ppb
x		0.000	0.230	-74.830
%RSD		0.000	4.761	9.715
Run	**Time**	**111Cd**	**115In**	**118Sn**
		ppb	ppb	ppb
x		0.678	84.811%	13.980
%RSD		12.270	2.243	0.420
Run	**Time**	**121Sb**	**137Ba**	**182W**
		ppb	ppb	ppb
x		0.712	M 201.900	14.210
%RSD		7.154	M 0.339	0.327
Run	**Time**	**205Tl**	**208Pb**	**209Bi**
		ppb	ppb	ppb
x		0.812	79.370	89.471%
%RSD		2.004	0.441	2.164

K9D13B 4/6/2009 18:57:26 QC Status: PASS (Initial: PASS)

User Pre-dilution: 1.000

Run	Time	6Li	9Be	10B
		ppb	ppb	ppb
x		84.606%	0.002	-1.897
%RSD		1.748	392.400	5.680
Run	**Time**	**23Na**	**25Mg**	**27Al**
		ppb	ppb	ppb
x		122.300	33.490	5.081
%RSD		1.034	14.320	17.060
Run	**Time**	**35Cl**	**39K**	**43Ca**
		ppb	ppb	ppb
x		T 0.000	3.026	170.500
%RSD		T 0.000	25.930	4.773
Run	**Time**	**45Sc**	**45Sc**	**47Ti**
		ppb	ppb	ppb
x		T 95.915%	96.564%	0.157
%RSD		T 0.460	1.324	56.760
Run	**Time**	**51V**	**52Cr**	**53Cl O**
		ppb	ppb	ppb
x		-0.161	0.083	-6.203
%RSD		111.800	35.860	11.230
Run	**Time**	**55Mn**	**56Fe**	**59Co**
		ppb	ppb	ppb
x		2.070	19.400	0.075
%RSD		2.926	13.340	8.962
Run	**Time**	**60Ni**	**65Cu**	**66Zn**
		ppb	ppb	ppb
x		0.050	0.354	15.180
%RSD		141.500	11.550	2.470
Run	**Time**	**72Ge**	**75As**	**77Ar Cl**
		ppb	ppb	ppb
x		99.336%	-0.247	0.402
%RSD		2.058	8.598	15.110
Run	**Time**	**78Se**	**88Sr**	**95Mo**
		ppb	ppb	ppb
x		0.021	0.301	0.364
%RSD		328.700	5.382	3.597
Run	**Time**	**105Pd**	**107Ag**	**108Mo O**
		ppb	ppb	ppb
x		0.000	0.002	-4.126
%RSD		0.000	95.890	37.240
Run	**Time**	**111Cd**	**115In**	**118Sn**
		ppb	ppb	ppb
x		0.012	100.819%	0.070
%RSD		35.310	3.299	15.320
Run	**Time**	**121Sb**	**137Ba**	**182W**
		ppb	ppb	ppb
x		0.042	0.523	0.171
%RSD		46.440	1.852	31.210
Run	**Time**	**205Tl**	**208Pb**	**209Bi**
		ppb	ppb	ppb
x		-0.059	0.036	105.648%
%RSD		17.140	13.180	8.054

K9D13C 4/6/2009 19:01:27 QC Status: PASS (Initial: PASS)

User Pre-dilution: 1.000

Run	Time	6Li	9Be	10B
		ppb	ppb	ppb
x		87.647%	100.400	87.200
%RSD		1.283	0.786	1.395
Run	**Time**	**23Na**	**25Mg**	**27Al**
		ppb	ppb	ppb
x		142.100	34.150	2.527
%RSD		1.086	3.659	2.347
Run	**Time**	**35Cl**	**39K**	**43Ca**
		ppb	ppb	ppb
x		┬0.000	1.585	157.800
%RSD		┬0.000	107.000	5.898
Run	**Time**	**45Sc**	**45Sc**	**47Ti**
		ppb	ppb	ppb
x		┬97.412%	102.266%	92.070
%RSD		┬0.607	2.244	0.916
Run	**Time**	**51V**	**52Cr**	**53Cl O**
		ppb	ppb	ppb
x		91.320	93.390	1.938
%RSD		0.267	1.147	54.950
Run	**Time**	**55Mn**	**56Fe**	**59Co**
		ppb	ppb	ppb
x		97.210	21.300	92.040
%RSD		0.157	1.632	1.306
Run	**Time**	**60Ni**	**65Cu**	**66Zn**
		ppb	ppb	ppb
x		96.650	98.320	110.000
%RSD		2.053	1.806	1.273
Run	**Time**	**72Ge**	**75As**	**77Ar Cl**
		ppb	ppb	ppb
x		104.904%	92.410	-0.066
%RSD		1.468	1.235	178.300
Run	**Time**	**78Se**	**88Sr**	**95Mo**
		ppb	ppb	ppb
x		92.430	85.210	92.620
%RSD		1.379	0.401	1.047
Run	**Time**	**105Pd**	**107Ag**	**108Mo O**
		ppb	ppb	ppb
x		0.000	102.700	9.817
%RSD		0.000	1.498	183.500
Run	**Time**	**111Cd**	**115In**	**118Sn**
		ppb	ppb	ppb
x		99.510	104.686%	94.280
%RSD		1.534	0.823	1.513
Run	**Time**	**121Sb**	**137Ba**	**182W**
		ppb	ppb	ppb
x		96.110	87.930	90.430
%RSD		0.586	1.179	1.616
Run	**Time**	**205Tl**	**208Pb**	**209Bi**
		ppb	ppb	ppb
x		87.570	88.450	107.366%
%RSD		0.409	0.460	3.992

K9CTL 4/6/2009 19:07:40 QC Status: PASS (Initial: PASS)

User Pre-dilution: 1.000

Run	Time	6Li	9Be	10B
		ppb	ppb	ppb
x		81.967%	0.040	28.480
%RSD		2.813	25.300	1.036
Run	**Time**	**23Na**	**25Mg**	**27Al**
		ppb	ppb	ppb
x		T 95380.000	20010.000	251.700
%RSD		T 0.623	0.479	2.127
Run	**Time**	**35Cl**	**39K**	**43Ca**
		ppb	ppb	ppb
x		T 0.000	T 6546.000	79630.000
%RSD		T 0.000	T 0.840	0.448
Run	**Time**	**45Sc**	**45Sc**	**47Ti**
		ppb	ppb	ppb
x		T 92.417%	96.343%	3.983
%RSD		T 1.392	3.542	13.450
Run	**Time**	**51V**	**52Cr**	**53Cl O**
		ppb	ppb	ppb
x		0.629	0.940	-5.263
%RSD		28.340	4.015	19.340
Run	**Time**	**55Mn**	**56Fe**	**59Co**
		ppb	ppb	ppb
x		170.600	530.400	3.002
%RSD		0.305	0.286	3.174
Run	**Time**	**60Ni**	**65Cu**	**66Zn**
		ppb	ppb	ppb
x		5.655	3.905	69.250
%RSD		4.323	2.512	0.783
Run	**Time**	**72Ge**	**75As**	**77Ar Cl**
		ppb	ppb	ppb
x		96.752%	0.792	0.424
%RSD		2.661	29.950	5.630
Run	**Time**	**78Se**	**88Sr**	**95Mo**
		ppb	ppb	ppb
x		2.517	M 355.400	1.770
%RSD		1.864	M 1.013	4.471
Run	**Time**	**105Pd**	**107Ag**	**108Mo O**
		ppb	ppb	ppb
x		0.000	0.050	-2.374
%RSD		0.000	16.920	84.510
Run	**Time**	**111Cd**	**115In**	**118Sn**
		ppb	ppb	ppb
x		0.117	95.497%	0.091
%RSD		18.110	1.200	5.525
Run	**Time**	**121Sb**	**137Ba**	**182W**
		ppb	ppb	ppb
x		1.853	43.830	0.583
%RSD		1.971	0.564	11.220
Run	**Time**	**205Tl**	**208Pb**	**209Bi**
		ppb	ppb	ppb
x		0.144	1.906	89.658%
%RSD		16.850	0.396	3.949

K9CTLF 4/6/2009 19:11:39 QC Status: PASS (Initial: PASS)

User Pre-dilution: 1.000

Run	Time	6Li	9Be	10B
		ppb	ppb	ppb
x		92.741%	0.009	125.300
%RSD		1.611	31.050	1.212
Run	**Time**	**23Na**	**25Mg**	**27Al**
		ppb	ppb	ppb
x		T 96440.000	20070.000	90.890
%RSD		T 0.781	0.645	2.438
Run	**Time**	**35Cl**	**39K**	**43Ca**
		ppb	ppb	ppb
x		T 0.000	T 6184.000	79780.000
%RSD		T 0.000	T 0.688	0.438
Run	**Time**	**45Sc**	**45Sc**	**47Ti**
		ppb	ppb	ppb
x		T 105.189%	102.958%	0.427
%RSD		T 0.449	1.258	32.790
Run	**Time**	**51V**	**52Cr**	**53Cl O**
		ppb	ppb	ppb
x		-0.063	0.308	-4.438
%RSD		261.300	3.707	14.790
Run	**Time**	**55Mn**	**56Fe**	**59Co**
		ppb	ppb	ppb
x		165.900	-3.867	2.643
%RSD		0.652	4.505	1.077
Run	**Time**	**60Ni**	**65Cu**	**66Zn**
		ppb	ppb	ppb
x		4.668	1.355	25.790
%RSD		0.418	4.543	1.855
Run	**Time**	**72Ge**	**75As**	**77Ar Cl**
		ppb	ppb	ppb
x		102.822%	3.164	0.395
%RSD		1.268	3.733	4.203
Run	**Time**	**78Se**	**88Sr**	**95Mo**
		ppb	ppb	ppb
x		2.392	M 358.800	1.604
%RSD		5.586	M 0.609	11.910
Run	**Time**	**105Pd**	**107Ag**	**108Mo O**
		ppb	ppb	ppb
x		0.000	0.006	-6.802
%RSD		0.000	44.250	49.180
Run	**Time**	**111Cd**	**115In**	**118Sn**
		ppb	ppb	ppb
x		0.062	100.382%	0.011
%RSD		17.920	0.292	137.700
Run	**Time**	**121Sb**	**137Ba**	**182W**
		ppb	ppb	ppb
x		1.623	40.030	0.372
%RSD		0.670	0.799	4.414
Run	**Time**	**205Tl**	**208Pb**	**209Bi**
		ppb	ppb	ppb
x		0.047	0.095	93.228%
%RSD		30.680	2.708	4.592

CCV 3 4/6/2009 19:15:42 QC Status: PASS (Initial: PASS)

User Pre-dilution: 1.000

Run	Time	6Li	9Be	10B
		ppb	ppb	ppb
x		94.017%	104.013%	95.395%
%RSD		2.936	0.743	1.846
Run	**Time**	**23Na**	**25Mg**	**27Al**
		ppb	ppb	ppb
x		T 100.392%	100.043%	103.576%
%RSD		T 0.240	0.421	1.514
Run	**Time**	**35Cl**	**39K**	**43Ca**
		ppb	ppb	ppb
x		T 0.000	T 102.993%	100.301%
%RSD		T 0.000	T 1.087	0.425
Run	**Time**	**45Sc**	**45Sc**	**47Ti**
		ppb	ppb	ppb
x		T 108.735%	105.092%	100.815%
%RSD		T 2.277	3.016	1.192
Run	**Time**	**51V**	**52Cr**	**53Cl O**
		ppb	ppb	ppb
x		100.031%	101.192%	-0.379
%RSD		0.370	0.688	176.900
Run	**Time**	**55Mn**	**56Fe**	**59Co**
		ppb	ppb	ppb
x		T 101.051%	T 102.260%	101.061%
%RSD		T 0.510	T 0.590	1.107
Run	**Time**	**60Ni**	**65Cu**	**66Zn**
		ppb	ppb	ppb
x		103.106%	102.581%	102.568%
%RSD		1.009	1.858	1.134
Run	**Time**	**72Ge**	**75As**	**77Ar Cl**
		ppb	ppb	ppb
x		103.833%	100.879%	-0.578
%RSD		2.496	0.502	15.660
Run	**Time**	**78Se**	**88Sr**	**95Mo**
		ppb	ppb	ppb
x		100.936%	98.396%	104.048%
%RSD		0.748	0.537	1.800
Run	**Time**	**105Pd**	**107Ag**	**108Mo O**
		ppb	ppb	ppb
x		0.000	104.504%	22.070
%RSD		0.000	1.816	64.780
Run	**Time**	**111Cd**	**115In**	**118Sn**
		ppb	ppb	ppb
x		103.281%	102.176%	99.752%
%RSD		1.287	1.571	0.182
Run	**Time**	**121Sb**	**137Ba**	**182W**
		ppb	ppb	ppb
x		100.285%	98.185%	103.457%
%RSD		0.345	0.779	1.048
Run	**Time**	**205Tl**	**208Pb**	**209Bi**
		ppb	ppb	ppb
x		98.100%	98.834%	94.373%
%RSD		1.235	0.419	1.963

CCB 3 4/6/2009 19:21:54 QC Status: PASS (Initial: PASS)

User Pre-dilution: 1.000

Run	Time	6Li	9Be	10B
		ppb	ppb	ppb
x		94.667%	0.040	-2.114
%RSD		1.411	16.180	10.470
Run	**Time**	**23Na**	**25Mg**	**27Al**
		ppb	ppb	ppb
x		17.170	22.880	9.719
%RSD		1.334	19.180	1.014
Run	**Time**	**35Cl**	**39K**	**43Ca**
		ppb	ppb	ppb
x		T 0.000	15.990	30.250
%RSD		T 0.000	5.838	17.380
Run	**Time**	**45Sc**	**45Sc**	**47Ti**
		ppb	ppb	ppb
x		T 102.912%	100.299%	0.028
%RSD		T 0.617	0.290	94.980
Run	**Time**	**51V**	**52Cr**	**53Cl O**
		ppb	ppb	ppb
x		-0.186	-0.049	-4.097
%RSD		120.600	16.670	15.550
Run	**Time**	**55Mn**	**56Fe**	**59Co**
		ppb	ppb	ppb
x		0.764	36.420	0.044
%RSD		0.910	3.554	14.140
Run	**Time**	**60Ni**	**65Cu**	**66Zn**
		ppb	ppb	ppb
x		0.054	0.024	0.008
%RSD		136.900	20.220	984.400
Run	**Time**	**72Ge**	**75As**	**77Ar Cl**
		ppb	ppb	ppb
x		100.357%	-0.116	-0.011
%RSD		0.150	93.040	432.400
Run	**Time**	**78Se**	**88Sr**	**95Mo**
		ppb	ppb	ppb
x		0.030	0.058	0.015
%RSD		162.500	28.190	278.000
Run	**Time**	**105Pd**	**107Ag**	**108Mo O**
		ppb	ppb	ppb
x		0.000	0.034	-0.355
%RSD		0.000	4.079	89.450
Run	**Time**	**111Cd**	**115In**	**118Sn**
		ppb	ppb	ppb
x		0.020	99.247%	0.052
%RSD		36.280	1.740	74.090
Run	**Time**	**121Sb**	**137Ba**	**182W**
		ppb	ppb	ppb
x		0.046	0.098	0.139
%RSD		15.220	14.390	7.669
Run	**Time**	**205Tl**	**208Pb**	**209Bi**
		ppb	ppb	ppb
x		0.128	0.031	98.813%
%RSD		13.640	9.252	4.901

K9CKFF 4/6/2009 19:25:53 QC Status: PASS (Initial: PASS)

User Pre-dilution: 1.000

Run	Time	6Li	9Be	10B
		ppb	ppb	ppb
x		84.816%	0.037	131.500
%RSD		1.821	3.149	0.466
Run	**Time**	**23Na**	**25Mg**	**27Al**
		ppb	ppb	ppb
x		TM 140300.000	32590.000	130.400
%RSD		TM 0.786	0.800	0.792
Run	**Time**	**35Cl**	**39K**	**43Ca**
		ppb	ppb	ppb
x		T 0.000	T 7132.000	TM 167000.000
%RSD		T 0.000	T 1.264	TM 0.943
Run	**Time**	**45Sc**	**45Sc**	**47Ti**
		ppb	ppb	ppb
x		T 100.795%	100.808%	2.195
%RSD		T 0.963	3.833	7.257
Run	**Time**	**51V**	**52Cr**	**53Cl O**
		ppb	ppb	ppb
x		0.489	0.197	-7.017
%RSD		28.970	22.240	13.550
Run	**Time**	**55Mn**	**56Fe**	**59Co**
		ppb	ppb	ppb
x		TM 1428.000	T 15810.000	3.041
%RSD		TM 0.054	T 0.809	0.273
Run	**Time**	**60Ni**	**65Cu**	**66Zn**
		ppb	ppb	ppb
x		8.742	0.541	7.775
%RSD		2.462	9.665	7.047
Run	**Time**	**72Ge**	**75As**	**77Ar Cl**
		ppb	ppb	ppb
x		99.895%	2.554	0.311
%RSD		3.366	7.836	17.890
Run	**Time**	**78Se**	**88Sr**	**95Mo**
		ppb	ppb	ppb
x		0.688	M 488.100	19.360
%RSD		9.968	M 0.480	1.319
Run	**Time**	**105Pd**	**107Ag**	**108Mo O**
		ppb	ppb	ppb
x		0.000	0.008	0.948
%RSD		0.000	72.380	121.100
Run	**Time**	**111Cd**	**115In**	**118Sn**
		ppb	ppb	ppb
x		0.027	96.970%	0.032
%RSD		48.450	2.268	11.230
Run	**Time**	**121Sb**	**137Ba**	**182W**
		ppb	ppb	ppb
x		0.229	104.400	0.122
%RSD		6.903	0.410	9.419
Run	**Time**	**205Tl**	**208Pb**	**209Bi**
		ppb	ppb	ppb
x		0.078	0.091	85.779%
%RSD		9.442	17.480	2.154

K9CKGF 4/6/2009 19:29:53 QC Status: PASS (Initial: PASS)

User Pre-dilution: 1.000

Run	Time	6Li	9Be	10B
		ppb	ppb	ppb
x		82.388%	0.016	78.020
%RSD		1.847	37.740	1.315
Run	**Time**	**23Na**	**25Mg**	**27Al**
		ppb	ppb	ppb
x		TM 223700.000	17.230	18.170
%RSD		TM 1.035	8.709	5.828
Run	**Time**	**35Cl**	**39K**	**43Ca**
		ppb	ppb	ppb
x		T 0.000	T 27270.000	TM 529800.000
%RSD		T 0.000	T 0.804	TM 0.460
Run	**Time**	**45Sc**	**45Sc**	**47Ti**
		ppb	ppb	ppb
x		T 114.013%	101.706%	0.171
%RSD		T 1.345	2.081	80.740
Run	**Time**	**51V**	**52Cr**	**53Cl O**
		ppb	ppb	ppb
x		0.266	-0.098	-5.803
%RSD		145.400	18.960	8.482
Run	**Time**	**55Mn**	**56Fe**	**59Co**
		ppb	ppb	ppb
x		2.019	-98.500	0.509
%RSD		1.750	1.358	6.481
Run	**Time**	**60Ni**	**65Cu**	**66Zn**
		ppb	ppb	ppb
x		3.469	0.750	13.040
%RSD		4.290	4.432	4.073
Run	**Time**	**72Ge**	**75As**	**77Ar Cl**
		ppb	ppb	ppb
x		95.142%	3.679	0.512
%RSD		1.558	4.586	21.250
Run	**Time**	**78Se**	**88Sr**	**95Mo**
		ppb	ppb	ppb
x		3.804	TM 998.700	101.300
%RSD		3.570	TM 0.397	0.983
Run	**Time**	**105Pd**	**107Ag**	**108Mo O**
		ppb	ppb	ppb
x		0.000	0.005	10.270
%RSD		0.000	38.500	22.820
Run	**Time**	**111Cd**	**115In**	**118Sn**
		ppb	ppb	ppb
x		-0.028	94.245%	0.031
%RSD		41.740	0.944	96.380
Run	**Time**	**121Sb**	**137Ba**	**182W**
		ppb	ppb	ppb
x		0.865	133.400	0.285
%RSD		1.930	0.939	1.785
Run	**Time**	**205Tl**	**208Pb**	**209Bi**
		ppb	ppb	ppb
x		-0.017	0.121	76.941%
%RSD		53.270	4.247	1.360

K9CKHF 4/6/2009 19:33:52 QC Status: PASS (Initial: PASS)

User Pre-dilution: 1.000

Run	Time	6Li	9Be	10B
		ppb	ppb	ppb
x		83.850%	-0.001	57.400
%RSD		0.297	240.700	2.542
Run	**Time**	**23Na**	**25Mg**	**27Al**
		ppb	ppb	ppb
x		TM 187500.000	7.706	23.410
%RSD		TM 0.567	8.768	3.978
Run	**Time**	**35Cl**	**39K**	**43Ca**
		ppb	ppb	ppb
x		T 0.000	T 25690.000	TM 510000.000
%RSD		T 0.000	T 0.865	TM 0.042
Run	**Time**	**45Sc**	**45Sc**	**47Ti**
		ppb	ppb	ppb
x		T 113.473%	103.250%	0.368
%RSD		T 0.156	2.858	47.230
Run	**Time**	**51V**	**52Cr**	**53Cl O**
		ppb	ppb	ppb
x		0.946	0.093	-6.354
%RSD		2.033	41.290	4.885
Run	**Time**	**55Mn**	**56Fe**	**59Co**
		ppb	ppb	ppb
x		1.239	-45.270	0.413
%RSD		0.359	5.826	3.308
Run	**Time**	**60Ni**	**65Cu**	**66Zn**
		ppb	ppb	ppb
x		2.887	2.028	3.378
%RSD		4.004	2.637	6.429
Run	**Time**	**72Ge**	**75As**	**77Ar Cl**
		ppb	ppb	ppb
x		96.937%	2.827	0.534
%RSD		2.388	4.420	9.151
Run	**Time**	**78Se**	**88Sr**	**95Mo**
		ppb	ppb	ppb
x		4.982	TM 976.800	81.090
%RSD		4.690	TM 0.294	0.684
Run	**Time**	**105Pd**	**107Ag**	**108Mo O**
		ppb	ppb	ppb
x		0.000	0.003	9.663
%RSD		0.000	42.610	28.910
Run	**Time**	**111Cd**	**115In**	**118Sn**
		ppb	ppb	ppb
x		-0.033	96.107%	0.013
%RSD		25.510	1.892	83.670
Run	**Time**	**121Sb**	**137Ba**	**182W**
		ppb	ppb	ppb
x		0.156	116.800	0.217
%RSD		6.743	0.535	3.180
Run	**Time**	**205Tl**	**208Pb**	**209Bi**
		ppb	ppb	ppb
x		-0.042	0.126	79.612%
%RSD		30.230	4.748	1.022

K9CKJF 4/6/2009 19:37:52 QC Status: PASS (Initial: PASS)

User Pre-dilution: 1.000

Run	Time	6Li	9Be	10B
		ppb	ppb	ppb
x		86.015%	0.004	88.010
%RSD		2.162	93.410	1.718
Run	**Time**	**23Na**	**25Mg**	**27Al**
		ppb	ppb	ppb
x		TM 179300.000	31890.000	12.190
%RSD		TM 0.752	0.442	5.468
Run	**Time**	**35Cl**	**39K**	**43Ca**
		ppb	ppb	ppb
x		T 0.000	T 2161.000	M 117800.000
%RSD		T 0.000	T 0.348	M 0.390
Run	**Time**	**45Sc**	**45Sc**	**47Ti**
		ppb	ppb	ppb
x		T 102.056%	100.393%	0.546
%RSD		T 1.196	1.312	31.000
Run	**Time**	**51V**	**52Cr**	**53Cl O**
		ppb	ppb	ppb
x		0.156	0.288	-2.816
%RSD		175.600	6.351	46.280
Run	**Time**	**55Mn**	**56Fe**	**59Co**
		ppb	ppb	ppb
x		TM 3367.000	T 20790.000	2.015
%RSD		TM 0.143	T 0.490	2.127
Run	**Time**	**60Ni**	**65Cu**	**66Zn**
		ppb	ppb	ppb
x		8.172	0.497	9.309
%RSD		3.059	9.836	3.472
Run	**Time**	**72Ge**	**75As**	**77Ar Cl**
		ppb	ppb	ppb
x		98.919%	17.020	0.315
%RSD		0.626	0.990	17.300
Run	**Time**	**78Se**	**88Sr**	**95Mo**
		ppb	ppb	ppb
x		0.424	M 380.200	36.350
%RSD		14.840	M 1.077	1.569
Run	**Time**	**105Pd**	**107Ag**	**108Mo O**
		ppb	ppb	ppb
x		0.000	0.003	3.615
%RSD		0.000	29.890	44.440
Run	**Time**	**111Cd**	**115In**	**118Sn**
		ppb	ppb	ppb
x		0.013	95.404%	0.006
%RSD		38.630	0.459	202.400
Run	**Time**	**121Sb**	**137Ba**	**182W**
		ppb	ppb	ppb
x		0.183	84.290	0.002
%RSD		10.280	0.484	111.900
Run	**Time**	**205Tl**	**208Pb**	**209Bi**
		ppb	ppb	ppb
x		-0.005	0.034	85.082%
%RSD		249.900	2.397	3.840

K9CKKF 4/6/2009 19:41:57 QC Status: PASS (Initial: PASS)

User Pre-dilution: 1.000

Run	Time	6Li	9Be	10B
		ppb	ppb	ppb
x		90.192%	0.003	86.040
%RSD		2.205	243.800	0.318
Run	**Time**	**23Na**	**25Mg**	**27Al**
		ppb	ppb	ppb
x		TM 176100.000	30480.000	2.554
%RSD		TM 1.350	0.813	36.300
Run	**Time**	**35Cl**	**39K**	**43Ca**
		ppb	ppb	ppb
x		T 0.000	T 2088.000	M 113600.000
%RSD		T 0.000	T 0.697	M 0.250
Run	**Time**	**45Sc**	**45Sc**	**47Ti**
		ppb	ppb	ppb
x		T 107.233%	105.143%	0.427
%RSD		T 0.697	3.135	41.900
Run	**Time**	**51V**	**52Cr**	**53Cl O**
		ppb	ppb	ppb
x		0.232	0.070	-4.497
%RSD		26.280	17.420	14.010
Run	**Time**	**55Mn**	**56Fe**	**59Co**
		ppb	ppb	ppb
x		TM 3284.000	T 19590.000	1.648
%RSD		TM 0.243	T 1.131	4.590
Run	**Time**	**60Ni**	**65Cu**	**66Zn**
		ppb	ppb	ppb
x		7.637	0.283	7.408
%RSD		3.940	13.730	4.130
Run	**Time**	**72Ge**	**75As**	**77Ar Cl**
		ppb	ppb	ppb
x		103.661%	15.560	0.261
%RSD		1.998	0.270	19.210
Run	**Time**	**78Se**	**88Sr**	**95Mo**
		ppb	ppb	ppb
x		0.244	M 363.100	35.000
%RSD		34.960	M 0.239	0.316
Run	**Time**	**105Pd**	**107Ag**	**108Mo O**
		ppb	ppb	ppb
x		0.000	0.001	4.143
%RSD		0.000	92.070	15.170
Run	**Time**	**111Cd**	**115In**	**118Sn**
		ppb	ppb	ppb
x		0.006	101.034%	-0.013
%RSD		214.500	0.818	174.800
Run	**Time**	**121Sb**	**137Ba**	**182W**
		ppb	ppb	ppb
x		0.137	81.100	-0.009
%RSD		4.314	0.817	102.600
Run	**Time**	**205Tl**	**208Pb**	**209Bi**
		ppb	ppb	ppb
x		-0.027	0.023	89.374%
%RSD		8.058	14.700	2.264

K9CKL 4/6/2009 19:45:57 QC Status: PASS (Initial: PASS)

User Pre-dilution: 1.000

Run	Time	6Li	9Be	10B
		ppb	ppb	ppb
x		84.621%	0.004	31.040
%RSD		1.184	90.790	2.099
Run	**Time**	**23Na**	**25Mg**	**27Al**
		ppb	ppb	ppb
x		TM 206100.000	11.280	368.600
%RSD		TM 0.795	13.560	0.681
Run	**Time**	**35Cl**	**39K**	**43Ca**
		ppb	ppb	ppb
x		T 0.000	T 32270.000	TM 308400.000
%RSD		T 0.000	T 0.288	TM 0.976
Run	**Time**	**45Sc**	**45Sc**	**47Ti**
		ppb	ppb	ppb
x		T 107.131%	95.830%	0.237
%RSD		T 0.722	2.143	57.220
Run	**Time**	**51V**	**52Cr**	**53Cl O**
		ppb	ppb	ppb
x		2.054	0.033	-6.318
%RSD		12.130	141.800	12.610
Run	**Time**	**55Mn**	**56Fe**	**59Co**
		ppb	ppb	ppb
x		1.660	-45.340	0.344
%RSD		11.010	6.844	4.969
Run	**Time**	**60Ni**	**65Cu**	**66Zn**
		ppb	ppb	ppb
x		6.243	0.662	2.027
%RSD		2.511	4.151	6.851
Run	**Time**	**72Ge**	**75As**	**77Ar Cl**
		ppb	ppb	ppb
x		94.136%	17.820	0.438
%RSD		1.217	2.095	11.610
Run	**Time**	**78Se**	**88Sr**	**95Mo**
		ppb	ppb	ppb
x		4.288	TM 983.000	124.000
%RSD		7.367	TM 0.357	0.985
Run	**Time**	**105Pd**	**107Ag**	**108Mo O**
		ppb	ppb	ppb
x		0.000	0.003	13.120
%RSD		0.000	31.900	19.840
Run	**Time**	**111Cd**	**115In**	**118Sn**
		ppb	ppb	ppb
x		-0.050	92.663%	0.025
%RSD		2.300	0.553	73.380
Run	**Time**	**121Sb**	**137Ba**	**182W**
		ppb	ppb	ppb
x		1.232	57.370	0.360
%RSD		6.898	0.839	1.769
Run	**Time**	**205Tl**	**208Pb**	**209Bi**
		ppb	ppb	ppb
x		-0.090	0.063	82.459%
%RSD		6.561	8.347	2.051

K9CKLS 4/6/2009 19:49:56 QC Status: PASS (Initial: PASS)

User Pre-dilution: 1.000

Run	Time	6Li	9Be	10B
		ppb	ppb	ppb
x		84.161%	103.900	121.600
%RSD		0.808	0.739	0.335
Run	**Time**	**23Na**	**25Mg**	**27Al**
		ppb	ppb	ppb
x		TM 198000.000	1.829	357.500
%RSD		TM 1.432	17.010	1.554
Run	**Time**	**35Cl**	**39K**	**43Ca**
		ppb	ppb	ppb
x		T 0.000	T 31660.000	TM 299200.000
%RSD		T 0.000	T 0.219	TM 0.440
Run	**Time**	**45Sc**	**45Sc**	**47Ti**
		ppb	ppb	ppb
x		T 104.367%	96.645%	101.900
%RSD		T 0.928	1.891	1.976
Run	**Time**	**51V**	**52Cr**	**53Cl O**
		ppb	ppb	ppb
x		104.600	101.100	0.944
%RSD		1.268	1.745	74.260
Run	**Time**	**55Mn**	**56Fe**	**59Co**
		ppb	ppb	ppb
x		103.100	-25.880	99.290
%RSD		0.860	2.413	1.205
Run	**Time**	**60Ni**	**65Cu**	**66Zn**
		ppb	ppb	ppb
x		106.900	100.100	101.900
%RSD		1.233	1.364	1.145
Run	**Time**	**72Ge**	**75As**	**77Ar Cl**
		ppb	ppb	ppb
x		94.384%	123.400	-0.073
%RSD		1.555	0.303	139.600
Run	**Time**	**78Se**	**88Sr**	**95Mo**
		ppb	ppb	ppb
x		102.200	TM 1044.000	M 221.800
%RSD		0.854	TM 0.172	M 0.266
Run	**Time**	**105Pd**	**107Ag**	**108Mo O**
		ppb	ppb	ppb
x		0.000	97.980	-33.980
%RSD		0.000	0.966	59.950
Run	**Time**	**111Cd**	**115In**	**118Sn**
		ppb	ppb	ppb
x		102.100	93.770%	99.950
%RSD		0.674	0.707	1.007
Run	**Time**	**121Sb**	**137Ba**	**182W**
		ppb	ppb	ppb
x		101.900	155.100	104.900
%RSD		0.249	1.105	0.482
Run	**Time**	**205Tl**	**208Pb**	**209Bi**
		ppb	ppb	ppb
x		99.130	98.640	84.369%
%RSD		0.466	0.044	2.252

K9CKLD 4/6/2009 19:56:09 QC Status: PASS (Initial: PASS)

User Pre-dilution: 1.000

Run	Time	6Li	9Be	10B
		ppb	ppb	ppb
x		84.231%	104.400	123.300
%RSD		1.188	0.851	0.162
Run	**Time**	**23Na**	**25Mg**	**27Al**
		ppb	ppb	ppb
x		TM 197200.000	3.113	358.100
%RSD		TM 0.999	44.150	0.774
Run	**Time**	**35Cl**	**39K**	**43Ca**
		ppb	ppb	ppb
x		T 0.000	T 31340.000	TM 297400.000
%RSD		T 0.000	T 0.191	TM 0.265
Run	**Time**	**45Sc**	**45Sc**	**47Ti**
		ppb	ppb	ppb
x		T 103.382%	96.319%	104.000
%RSD		T 1.903	0.350	1.568
Run	**Time**	**51V**	**52Cr**	**53Cl O**
		ppb	ppb	ppb
x		104.300	100.300	-0.221
%RSD		0.820	1.269	198.000
Run	**Time**	**55Mn**	**56Fe**	**59Co**
		ppb	ppb	ppb
x		104.200	-37.450	98.490
%RSD		0.370	2.854	1.071
Run	**Time**	**60Ni**	**65Cu**	**66Zn**
		ppb	ppb	ppb
x		105.200	98.540	100.200
%RSD		1.294	1.270	0.481
Run	**Time**	**72Ge**	**75As**	**77Ar Cl**
		ppb	ppb	ppb
x		94.659%	122.400	-0.019
%RSD		0.922	0.342	835.400
Run	**Time**	**78Se**	**88Sr**	**95Mo**
		ppb	ppb	ppb
x		101.400	TM 1050.000	M 217.300
%RSD		1.424	TM 0.781	M 1.623
Run	**Time**	**105Pd**	**107Ag**	**108Mo O**
		ppb	ppb	ppb
x		0.000	96.820	-61.410
%RSD		0.000	0.523	101.200
Run	**Time**	**111Cd**	**115In**	**118Sn**
		ppb	ppb	ppb
x		101.300	93.641%	100.200
%RSD		0.552	1.476	0.255
Run	**Time**	**121Sb**	**137Ba**	**182W**
		ppb	ppb	ppb
x		102.200	154.600	104.500
%RSD		0.815	0.596	1.226
Run	**Time**	**205Tl**	**208Pb**	**209Bi**
		ppb	ppb	ppb
x		98.490	97.710	85.028%
%RSD		1.468	0.739	3.144

K9CKMF 4/6/2009 20:02:22 QC Status: PASS (Initial: PASS)

User Pre-dilution: 1.000

Run	Time	6Li	9Be	10B
		ppb	ppb	ppb
x		85.011%	0.005	3.211
%RSD		1.616	61.000	5.446
Run	**Time**	**23Na**	**25Mg**	**27Al**
		ppb	ppb	ppb
x		TM 154000.000	8.210	557.500
%RSD		TM 0.762	8.372	0.765
Run	**Time**	**35Cl**	**39K**	**43Ca**
		ppb	ppb	ppb
x		T 0.000	T 25450.000	TM 227100.000
%RSD		T 0.000	T 0.362	TM 0.169
Run	**Time**	**45Sc**	**45Sc**	**47Ti**
		ppb	ppb	ppb
x		T 99.910%	92.114%	0.191
%RSD		T 0.798	2.501	43.170
Run	**Time**	**51V**	**52Cr**	**53Cl O**
		ppb	ppb	ppb
x		1.667	-0.010	-5.532
%RSD		4.263	254.200	9.302
Run	**Time**	**55Mn**	**56Fe**	**59Co**
		ppb	ppb	ppb
x		0.746	-34.850	0.353
%RSD		1.397	2.699	5.262
Run	**Time**	**60Ni**	**65Cu**	**66Zn**
		ppb	ppb	ppb
x		4.014	0.510	1.714
%RSD		5.188	7.482	6.339
Run	**Time**	**72Ge**	**75As**	**77Ar Cl**
		ppb	ppb	ppb
x		91.178%	14.410	0.365
%RSD		1.238	2.377	19.600
Run	**Time**	**78Se**	**88Sr**	**95Mo**
		ppb	ppb	ppb
x		5.292	TM 901.600	97.210
%RSD		4.740	TM 0.646	1.829
Run	**Time**	**105Pd**	**107Ag**	**108Mo O**
		ppb	ppb	ppb
x		0.000	0.015	3.223
%RSD		0.000	12.530	84.130
Run	**Time**	**111Cd**	**115In**	**118Sn**
		ppb	ppb	ppb
x		-0.013	89.981%	0.026
%RSD		117.200	0.892	42.290
Run	**Time**	**121Sb**	**137Ba**	**182W**
		ppb	ppb	ppb
x		2.663	25.480	0.574
%RSD		2.772	1.723	4.975
Run	**Time**	**205Tl**	**208Pb**	**209Bi**
		ppb	ppb	ppb
x		0.128	0.029	84.204%
%RSD		22.810	21.640	2.995

K9CKNF 4/6/2009 20:06:28 QC Status: PASS (Initial: PASS)

User Pre-dilution: 1.000

Run	Time	6Li	9Be	10B
		ppb	ppb	ppb
x		86.084%	0.030	21.490
%RSD		1.067	21.210	2.400
Run	**Time**	**23Na**	**25Mg**	**27Al**
		ppb	ppb	ppb
x		TM 127300.000	5929.000	32.650
%RSD		TM 1.285	0.552	2.404
Run	**Time**	**35Cl**	**39K**	**43Ca**
		ppb	ppb	ppb
x		T 0.000	T 10350.000	56210.000
%RSD		T 0.000	T 1.496	0.814
Run	**Time**	**45Sc**	**45Sc**	**47Ti**
		ppb	ppb	ppb
x		T 96.971%	94.517%	1.968
%RSD		T 1.342	2.771	5.743
Run	**Time**	**51V**	**52Cr**	**53Cl O**
		ppb	ppb	ppb
x		2.444	0.265	-5.310
%RSD		7.923	14.400	8.512
Run	**Time**	**55Mn**	**56Fe**	**59Co**
		ppb	ppb	ppb
x		TM 1593.000	T 1840.000	6.485
%RSD		TM 0.458	T 1.189	1.723
Run	**Time**	**60Ni**	**65Cu**	**66Zn**
		ppb	ppb	ppb
x		25.440	4.117	10.760
%RSD		1.376	2.308	3.635
Run	**Time**	**72Ge**	**75As**	**77Ar Cl**
		ppb	ppb	ppb
x		94.804%	5.191	0.199
%RSD		1.347	1.228	12.020
Run	**Time**	**78Se**	**88Sr**	**95Mo**
		ppb	ppb	ppb
x		1.574	M 213.400	M 232.000
%RSD		8.887	M 1.067	M 0.760
Run	**Time**	**105Pd**	**107Ag**	**108Mo O**
		ppb	ppb	ppb
x		0.000	0.019	23.420
%RSD		0.000	8.182	18.580
Run	**Time**	**111Cd**	**115In**	**118Sn**
		ppb	ppb	ppb
x		0.309	93.705%	0.302
%RSD		12.780	0.203	16.350
Run	**Time**	**121Sb**	**137Ba**	**182W**
		ppb	ppb	ppb
x		0.495	43.130	0.092
%RSD		11.110	1.608	10.310
Run	**Time**	**205Tl**	**208Pb**	**209Bi**
		ppb	ppb	ppb
x		0.308	0.238	92.398%
%RSD		6.296	2.199	4.565

CCV 4 4/6/2009 20:10:30 QC Status: PASS (Initial: PASS)

User Pre-dilution: 1.000

Run	Time	6Li	9Be	10B
		ppb	ppb	ppb
x		89.071%	106.236%	94.165%
%RSD		2.521	0.923	2.066
Run	**Time**	**23Na**	**25Mg**	**27Al**
		ppb	ppb	ppb
x		┬101.630%	101.955%	105.904%
%RSD		┬0.923	0.075	0.660
Run	**Time**	**35Cl**	**39K**	**43Ca**
		ppb	ppb	ppb
x		┬0.000	┬100.259%	99.580%
%RSD		┬0.000	┬0.850	0.188
Run	**Time**	**45Sc**	**45Sc**	**47Ti**
		ppb	ppb	ppb
x		┬97.062%	98.860%	101.521%
%RSD		┬1.346	5.334	1.078
Run	**Time**	**51V**	**52Cr**	**53Cl O**
		ppb	ppb	ppb
x		99.865%	100.469%	3.218
%RSD		1.727	1.395	61.130
Run	**Time**	**55Mn**	**56Fe**	**59Co**
		ppb	ppb	ppb
x		┬101.311%	┬101.936%	100.191%
%RSD		┬0.382	┬0.567	1.551
Run	**Time**	**60Ni**	**65Cu**	**66Zn**
		ppb	ppb	ppb
x		100.922%	100.622%	101.192%
%RSD		2.119	1.971	0.499
Run	**Time**	**72Ge**	**75As**	**77Ar Cl**
		ppb	ppb	ppb
x		97.623%	100.279%	-0.505
%RSD		4.244	0.124	18.050
Run	**Time**	**78Se**	**88Sr**	**95Mo**
		ppb	ppb	ppb
x		101.817%	98.323%	102.926%
%RSD		1.526	0.676	1.020
Run	**Time**	**105Pd**	**107Ag**	**108Mo O**
		ppb	ppb	ppb
x		0.000	102.601%	66.920
%RSD		0.000	1.219	79.150
Run	**Time**	**111Cd**	**115In**	**118Sn**
		ppb	ppb	ppb
x		101.593%	95.086%	99.761%
%RSD		0.786	2.599	0.663
Run	**Time**	**121Sb**	**137Ba**	**182W**
		ppb	ppb	ppb
x		100.245%	98.145%	102.259%
%RSD		0.551	0.987	1.249
Run	**Time**	**205Tl**	**208Pb**	**209Bi**
		ppb	ppb	ppb
x		96.845%	96.198%	89.299%
%RSD		1.168	1.348	2.062

CCB 4 4/6/2009 20:16:41 QC Status: PASS (Initial: PASS)

User Pre-dilution: 1.000

Run	Time	6Li	9Be	10B
		ppb	ppb	ppb
x		90.505%	0.048	-2.497
%RSD		1.798	5.376	0.984
Run	**Time**	**23Na**	**25Mg**	**27Al**
		ppb	ppb	ppb
x		26.860	27.790	11.100
%RSD		5.606	6.342	14.210
Run	**Time**	**35Cl**	**39K**	**43Ca**
		ppb	ppb	ppb
x		T 0.000	20.290	44.400
%RSD		T 0.000	6.612	4.980
Run	**Time**	**45Sc**	**45Sc**	**47Ti**
		ppb	ppb	ppb
x		T 94.770%	92.863%	0.122
%RSD		T 0.810	2.052	63.860
Run	**Time**	**51V**	**52Cr**	**53Cl O**
		ppb	ppb	ppb
x		0.047	0.014	-3.140
%RSD		666.600	97.640	37.870
Run	**Time**	**55Mn**	**56Fe**	**59Co**
		ppb	ppb	ppb
x		0.851	39.200	0.049
%RSD		0.425	0.545	9.684
Run	**Time**	**60Ni**	**65Cu**	**66Zn**
		ppb	ppb	ppb
x		0.067	0.061	0.057
%RSD		47.930	21.990	158.800
Run	**Time**	**72Ge**	**75As**	**77Ar Cl**
		ppb	ppb	ppb
x		92.915%	0.065	-0.016
%RSD		0.518	161.200	203.600
Run	**Time**	**78Se**	**88Sr**	**95Mo**
		ppb	ppb	ppb
x		0.136	0.080	0.127
%RSD		4.193	14.410	13.580
Run	**Time**	**105Pd**	**107Ag**	**108Mo O**
		ppb	ppb	ppb
x		0.000	0.042	1.087
%RSD		0.000	10.050	58.910
Run	**Time**	**111Cd**	**115In**	**118Sn**
		ppb	ppb	ppb
x		0.041	92.570%	0.079
%RSD		53.940	1.590	20.440
Run	**Time**	**121Sb**	**137Ba**	**182W**
		ppb	ppb	ppb
x		0.060	0.111	0.144
%RSD		2.261	16.820	13.810
Run	**Time**	**205Tl**	**208Pb**	**209Bi**
		ppb	ppb	ppb
x		0.134	0.056	98.157%
%RSD		14.650	15.270	6.159

K9CKPF 4/6/2009 20:20:40 QC Status: PASS (Initial: PASS)

User Pre-dilution: 1.000

Run	Time	6Li	9Be	10B
		ppb	ppb	ppb
x		81.003%	0.027	51.270
%RSD		0.833	10.800	1.646
Run	**Time**	**23Na**	**25Mg**	**27Al**
		ppb	ppb	ppb
x		T 85890.000	61010.000	16.050
%RSD		T 1.328	0.496	9.028
Run	**Time**	**35Cl**	**39K**	**43Ca**
		ppb	ppb	ppb
x		T 0.000	T 4155.000	M 152800.000
%RSD		T 0.000	T 0.779	M 0.350
Run	**Time**	**45Sc**	**45Sc**	**47Ti**
		ppb	ppb	ppb
x		T 91.087%	88.171%	0.725
%RSD		T 1.368	2.967	17.940
Run	**Time**	**51V**	**52Cr**	**53Cl O**
		ppb	ppb	ppb
x		-0.030	0.026	-6.013
%RSD		632.600	50.560	2.180
Run	**Time**	**55Mn**	**56Fe**	**59Co**
		ppb	ppb	ppb
x		TM 7623.000	TM 93180.000	1.772
%RSD		TM 0.486	TM 0.534	1.933
Run	**Time**	**60Ni**	**65Cu**	**66Zn**
		ppb	ppb	ppb
x		3.736	0.248	3.396
%RSD		2.559	8.263	3.274
Run	**Time**	**72Ge**	**75As**	**77Ar Cl**
		ppb	ppb	ppb
x		89.456%	11.460	0.306
%RSD		2.708	0.768	10.570
Run	**Time**	**78Se**	**88Sr**	**95Mo**
		ppb	ppb	ppb
x		0.352	M 722.200	7.438
%RSD		19.650	M 0.522	0.977
Run	**Time**	**105Pd**	**107Ag**	**108Mo O**
		ppb	ppb	ppb
x		0.000	0.003	-1.290
%RSD		0.000	54.440	61.340
Run	**Time**	**111Cd**	**115In**	**118Sn**
		ppb	ppb	ppb
x		0.007	88.549%	0.075
%RSD		49.950	1.840	60.370
Run	**Time**	**121Sb**	**137Ba**	**182W**
		ppb	ppb	ppb
x		0.220	M 296.100	0.029
%RSD		15.180	M 0.463	32.300
Run	**Time**	**205Tl**	**208Pb**	**209Bi**
		ppb	ppb	ppb
x		0.029	0.034	84.463%
%RSD		30.260	19.220	1.738

K9CKQF 4/6/2009 20:24:39 QC Status: PASS (Initial: PASS)

User Pre-dilution: 1.000

Run	Time	6Li	9Be	10B
		ppb	ppb	ppb
x		78.401%	0.017	M 213.100
%RSD		1.456	32.730	M 0.908
Run	**Time**	**23Na**	**25Mg**	**27Al**
		ppb	ppb	ppb
x		TM 154800.000	M 135900.000	12.270
%RSD		TM 0.919	M 0.887	5.182
Run	**Time**	**35Cl**	**39K**	**43Ca**
		ppb	ppb	ppb
x		T 0.000	T 11910.000	TM 327800.000
%RSD		T 0.000	T 0.627	TM 0.232
Run	**Time**	**45Sc**	**45Sc**	**47Ti**
		ppb	ppb	ppb
x		T 94.522%	86.524%	0.433
%RSD		T 0.850	2.143	47.180
Run	**Time**	**51V**	**52Cr**	**53Cl O**
		ppb	ppb	ppb
x		-0.054	-0.019	-6.211
%RSD		202.800	169.400	7.803
Run	**Time**	**55Mn**	**56Fe**	**59Co**
		ppb	ppb	ppb
x		TM 4269.000	T 30120.000	0.795
%RSD		TM 0.411	T 0.956	1.970
Run	**Time**	**60Ni**	**65Cu**	**66Zn**
		ppb	ppb	ppb
x		1.053	1.072	5.830
%RSD		5.785	8.022	4.185
Run	**Time**	**72Ge**	**75As**	**77Ar Cl**
		ppb	ppb	ppb
x		85.905%	2.911	0.344
%RSD		2.190	5.803	15.690
Run	**Time**	**78Se**	**88Sr**	**95Mo**
		ppb	ppb	ppb
x		0.281	TM 1208.000	30.230
%RSD		19.780	TM 0.110	0.941
Run	**Time**	**105Pd**	**107Ag**	**108Mo O**
		ppb	ppb	ppb
x		0.000	0.001	1.605
%RSD		0.000	77.900	125.400
Run	**Time**	**111Cd**	**115In**	**118Sn**
		ppb	ppb	ppb
x		0.014	86.478%	0.046
%RSD		91.630	1.394	44.700
Run	**Time**	**121Sb**	**137Ba**	**182W**
		ppb	ppb	ppb
x		0.151	91.940	0.029
%RSD		15.860	0.794	13.430
Run	**Time**	**205Tl**	**208Pb**	**209Bi**
		ppb	ppb	ppb
x		-0.032	0.035	77.852%
%RSD		22.150	12.110	1.449

K9DKV 4/6/2009 20:28:38 QC Status: PASS (Initial: PASS)

User Pre-dilution: 1.000

Run	Time	6Li	9Be	10B
		ppb	ppb	ppb
x		80.407%	0.021	M 2140.000
%RSD		2.300	21.930	M 1.676
Run	**Time**	**23Na**	**25Mg**	**27Al**
		ppb	ppb	ppb
x		TM 518500.000	41430.000	130.500
%RSD		TM 0.395	0.713	1.470
Run	**Time**	**35Cl**	**39K**	**43Ca**
		ppb	ppb	ppb
x		T 0.000	T 11100.000	70250.000
%RSD		T 0.000	T 1.153	0.402
Run	**Time**	**45Sc**	**45Sc**	**47Ti**
		ppb	ppb	ppb
x		T 97.156%	94.018%	5.361
%RSD		T 2.410	2.453	6.962
Run	**Time**	**51V**	**52Cr**	**53Cl O**
		ppb	ppb	ppb
x		-0.050	18.780	-4.093
%RSD		296.700	1.303	6.235
Run	**Time**	**55Mn**	**56Fe**	**59Co**
		ppb	ppb	ppb
x		TM 1216.000	T 2108.000	2.208
%RSD		TM 1.042	T 0.154	0.995
Run	**Time**	**60Ni**	**65Cu**	**66Zn**
		ppb	ppb	ppb
x		14.320	23.460	61.460
%RSD		1.915	2.733	1.125
Run	**Time**	**72Ge**	**75As**	**77Ar Cl**
		ppb	ppb	ppb
x		89.933%	4.219	0.237
%RSD		1.934	3.886	18.150
Run	**Time**	**78Se**	**88Sr**	**95Mo**
		ppb	ppb	ppb
x		0.124	TM 1155.000	6.578
%RSD		90.650	TM 0.596	2.542
Run	**Time**	**105Pd**	**107Ag**	**108Mo O**
		ppb	ppb	ppb
x		0.000	0.027	2.453
%RSD		0.000	17.280	40.490
Run	**Time**	**111Cd**	**115In**	**118Sn**
		ppb	ppb	ppb
x		3.905	88.808%	0.252
%RSD		1.849	0.450	4.447
Run	**Time**	**121Sb**	**137Ba**	**182W**
		ppb	ppb	ppb
x		0.094	83.910	0.461
%RSD		25.170	0.308	3.982
Run	**Time**	**205Tl**	**208Pb**	**209Bi**
		ppb	ppb	ppb
x		-0.048	25.340	80.617%
%RSD		18.990	0.462	3.039

K9DKVL 4/6/2009 20:32:37 QC Status: PASS (Initial: PASS)

User Pre-dilution: 1.000

Run	Time	6Li	9Be	10B
		ppb	ppb	ppb
x		94.323%	0.009	M 474.800
%RSD		0.857	63.950	M 0.552
Run	**Time**	**23Na**	**25Mg**	**27Al**
		ppb	ppb	ppb
x		TM 105100.000	8546.000	39.650
%RSD		TM 0.802	0.854	3.683
Run	**Time**	**35Cl**	**39K**	**43Ca**
		ppb	ppb	ppb
x		T 0.000	T 2243.000	14080.000
%RSD		T 0.000	T 1.070	1.149
Run	**Time**	**45Sc**	**45Sc**	**47Ti**
		ppb	ppb	ppb
x		T 103.864%	100.256%	1.154
%RSD		T 0.863	3.554	12.080
Run	**Time**	**51V**	**52Cr**	**53Cl O**
		ppb	ppb	ppb
x		-0.125	4.091	-9.312
%RSD		181.400	1.798	2.002
Run	**Time**	**55Mn**	**56Fe**	**59Co**
		ppb	ppb	ppb
x		T 246.000	433.700	0.429
%RSD		T 0.439	1.241	1.977
Run	**Time**	**60Ni**	**65Cu**	**66Zn**
		ppb	ppb	ppb
x		2.707	4.807	12.110
%RSD		3.390	1.257	1.665
Run	**Time**	**72Ge**	**75As**	**77Ar Cl**
		ppb	ppb	ppb
x		98.771%	0.509	0.261
%RSD		2.965	13.600	7.986
Run	**Time**	**78Se**	**88Sr**	**95Mo**
		ppb	ppb	ppb
x		0.015	M 221.900	1.229
%RSD		102.600	M 1.196	3.137
Run	**Time**	**105Pd**	**107Ag**	**108Mo O**
		ppb	ppb	ppb
x		0.000	0.006	0.841
%RSD		0.000	50.950	869.300
Run	**Time**	**111Cd**	**115In**	**118Sn**
		ppb	ppb	ppb
x		0.727	100.100%	-0.049
%RSD		9.764	2.180	35.530
Run	**Time**	**121Sb**	**137Ba**	**182W**
		ppb	ppb	ppb
x		0.008	16.150	0.088
%RSD		146.000	1.434	25.570
Run	**Time**	**205Tl**	**208Pb**	**209Bi**
		ppb	ppb	ppb
x		-0.050	5.115	94.740%
%RSD		20.000	0.418	2.740

K9DKX 4/6/2009 20:36:42 QC Status: PASS (Initial: PASS)

User Pre-dilution: 1.000

Run	Time	6Li	9Be	10B
		ppb	ppb	ppb
x		81.002%	0.013	M 1396.000
%RSD		2.298	73.980	M 1.311
Run	**Time**	**23Na**	**25Mg**	**27Al**
		ppb	ppb	ppb
x		TM 989200.000	1910.000	183.200
%RSD		TM 1.378	0.595	1.267
Run	**Time**	**35Cl**	**39K**	**43Ca**
		ppb	ppb	ppb
x		T 0.000	T 5268.000	6208.000
%RSD		T 0.000	T 0.516	0.716
Run	**Time**	**45Sc**	**45Sc**	**47Ti**
		ppb	ppb	ppb
x		T 99.851%	92.972%	4.678
%RSD		T 0.785	1.611	3.198
Run	**Time**	**51V**	**52Cr**	**53Cl O**
		ppb	ppb	ppb
x		0.237	4.663	-6.622
%RSD		26.120	1.303	4.614
Run	**Time**	**55Mn**	**56Fe**	**59Co**
		ppb	ppb	ppb
x		21.260	1110.000	0.528
%RSD		0.690	0.132	4.238
Run	**Time**	**60Ni**	**65Cu**	**66Zn**
		ppb	ppb	ppb
x		6.583	23.900	36.840
%RSD		4.917	1.301	1.079
Run	**Time**	**72Ge**	**75As**	**77Ar Cl**
		ppb	ppb	ppb
x		86.938%	7.916	0.054
%RSD		1.633	2.611	149.900
Run	**Time**	**78Se**	**88Sr**	**95Mo**
		ppb	ppb	ppb
x		0.110	M 281.100	75.180
%RSD		23.700	M 1.496	0.813
Run	**Time**	**105Pd**	**107Ag**	**108Mo O**
		ppb	ppb	ppb
x		0.000	0.036	1.981
%RSD		0.000	7.059	547.500
Run	**Time**	**111Cd**	**115In**	**118Sn**
		ppb	ppb	ppb
x		10.540	85.794%	0.489
%RSD		2.441	0.507	4.717
Run	**Time**	**121Sb**	**137Ba**	**182W**
		ppb	ppb	ppb
x		0.107	8.239	0.468
%RSD		5.631	0.610	2.652
Run	**Time**	**205Tl**	**208Pb**	**209Bi**
		ppb	ppb	ppb
x		-0.071	3.817	75.447%
%RSD		6.435	1.625	4.306

K9DK1 4/6/2009 20:40:41 QC Status: PASS (Initial: PASS)

User Pre-dilution: 1.000

Run	Time	6Li	9Be	10B
		ppb	ppb	ppb
x		96.473%	0.039	M 1169.000
%RSD		1.055	5.377	M 1.110
Run	**Time**	**23Na**	**25Mg**	**27Al**
		ppb	ppb	ppb
x		TM 176500.000	435.000	790.500
%RSD		TM 0.636	1.727	1.459
Run	**Time**	**35Cl**	**39K**	**43Ca**
		ppb	ppb	ppb
x		T 0.000	T 2201.000	8272.000
%RSD		T 0.000	T 0.888	0.828
Run	**Time**	**45Sc**	**45Sc**	**47Ti**
		ppb	ppb	ppb
x		T 108.277%	105.174%	7.228
%RSD		T 0.314	0.640	6.682
Run	**Time**	**51V**	**52Cr**	**53Cl O**
		ppb	ppb	ppb
x		1.709	3.405	-4.601
%RSD		10.120	3.888	11.730
Run	**Time**	**55Mn**	**56Fe**	**59Co**
		ppb	ppb	ppb
x		6.758	673.500	0.253
%RSD		0.169	0.444	2.442
Run	**Time**	**60Ni**	**65Cu**	**66Zn**
		ppb	ppb	ppb
x		2.557	2.959	9.507
%RSD		4.801	3.678	3.200
Run	**Time**	**72Ge**	**75As**	**77Ar Cl**
		ppb	ppb	ppb
x		104.090%	2.100	0.376
%RSD		0.995	5.729	9.108
Run	**Time**	**78Se**	**88Sr**	**95Mo**
		ppb	ppb	ppb
x		0.368	73.110	18.740
%RSD		24.500	0.569	2.253
Run	**Time**	**105Pd**	**107Ag**	**108Mo O**
		ppb	ppb	ppb
x		0.000	0.014	1.598
%RSD		0.000	19.470	118.600
Run	**Time**	**111Cd**	**115In**	**118Sn**
		ppb	ppb	ppb
x		0.270	99.884%	0.161
%RSD		15.220	1.424	12.430
Run	**Time**	**121Sb**	**137Ba**	**182W**
		ppb	ppb	ppb
x		0.218	39.370	0.830
%RSD		5.221	0.096	3.723
Run	**Time**	**205Tl**	**208Pb**	**209Bi**
		ppb	ppb	ppb
x		-0.079	1.534	94.723%
%RSD		3.354	1.448	5.243

K9DK7 4/6/2009 20:44:42 QC Status: PASS (Initial: PASS)

User Pre-dilution: 1.000

Run	Time	6Li	9Be	10B
		ppb	ppb	ppb
x		82.767%	0.014	M 1406.000
%RSD		1.625	59.170	M 0.686
Run	**Time**	**23Na**	**25Mg**	**27Al**
		ppb	ppb	ppb
x		TM 971000.000	1890.000	186.900
%RSD		TM 0.675	2.562	1.227
Run	**Time**	**35Cl**	**39K**	**43Ca**
		ppb	ppb	ppb
x		T 0.000	T 5236.000	6165.000
%RSD		T 0.000	T 1.090	1.136
Run	**Time**	**45Sc**	**45Sc**	**47Ti**
		ppb	ppb	ppb
x		T 103.017%	95.148%	4.165
%RSD		T 0.342	1.644	8.550
Run	**Time**	**51V**	**52Cr**	**53Cl O**
		ppb	ppb	ppb
x		0.314	5.564	-6.445
%RSD		38.690	1.180	5.368
Run	**Time**	**55Mn**	**56Fe**	**59Co**
		ppb	ppb	ppb
x		21.060	1105.000	0.541
%RSD		0.454	0.594	1.864
Run	**Time**	**60Ni**	**65Cu**	**66Zn**
		ppb	ppb	ppb
x		7.245	23.500	38.910
%RSD		1.783	2.487	0.945
Run	**Time**	**72Ge**	**75As**	**77Ar Cl**
		ppb	ppb	ppb
x		87.831%	7.860	0.078
%RSD		1.465	1.530	42.610
Run	**Time**	**78Se**	**88Sr**	**95Mo**
		ppb	ppb	ppb
x		0.041	M 277.100	74.870
%RSD		132.100	M 0.537	1.601
Run	**Time**	**105Pd**	**107Ag**	**108Mo O**
		ppb	ppb	ppb
x		0.000	0.034	16.280
%RSD		0.000	6.696	28.900
Run	**Time**	**111Cd**	**115In**	**118Sn**
		ppb	ppb	ppb
x		11.940	85.869%	0.456
%RSD		0.788	0.784	3.940
Run	**Time**	**121Sb**	**137Ba**	**182W**
		ppb	ppb	ppb
x		0.109	8.146	0.484
%RSD		12.370	1.932	2.543
Run	**Time**	**205Tl**	**208Pb**	**209Bi**
		ppb	ppb	ppb
x		-0.081	4.152	74.678%
%RSD		11.130	0.732	3.925

K9FTVB 4/6/2009 20:48:42 QC Status: PASS (Initial: PASS)

User Pre-dilution: 1.000

Run	Time	6Li	9Be	10B
		ppb	ppb	ppb
x		102.600%	0.001	33.630
%RSD		1.330	131.100	3.857
Run	**Time**	**23Na**	**25Mg**	**27Al**
		ppb	ppb	ppb
x		535.500	59.080	3.974
%RSD		8.997	3.758	8.369
Run	**Time**	**35Cl**	**39K**	**43Ca**
		ppb	ppb	ppb
x		T 0.000	11.640	292.100
%RSD		T 0.000	13.320	2.183
Run	**Time**	**45Sc**	**45Sc**	**47Ti**
		ppb	ppb	ppb
x		T 112.265%	108.255%	0.042
%RSD		T 0.887	2.212	182.800
Run	**Time**	**51V**	**52Cr**	**53Cl O**
		ppb	ppb	ppb
x		-0.240	0.021	-6.679
%RSD		66.670	46.970	4.178
Run	**Time**	**55Mn**	**56Fe**	**59Co**
		ppb	ppb	ppb
x		0.552	27.980	0.007
%RSD		2.401	1.178	68.370
Run	**Time**	**60Ni**	**65Cu**	**66Zn**
		ppb	ppb	ppb
x		0.173	0.454	4.778
%RSD		1.969	11.540	6.262
Run	**Time**	**72Ge**	**75As**	**77Ar Cl**
		ppb	ppb	ppb
x		108.600%	-0.210	0.444
%RSD		0.984	15.000	5.778
Run	**Time**	**78Se**	**88Sr**	**95Mo**
		ppb	ppb	ppb
x		0.031	0.774	0.021
%RSD		74.650	4.153	92.540
Run	**Time**	**105Pd**	**107Ag**	**108Mo O**
		ppb	ppb	ppb
x		0.000	0.001	-0.037
%RSD		0.000	189.400	573.300
Run	**Time**	**111Cd**	**115In**	**118Sn**
		ppb	ppb	ppb
x		0.001	104.451%	-0.038
%RSD		335.700	0.527	15.130
Run	**Time**	**121Sb**	**137Ba**	**182W**
		ppb	ppb	ppb
x		0.022	0.755	-0.024
%RSD		65.350	10.080	14.470
Run	**Time**	**205Tl**	**208Pb**	**209Bi**
		ppb	ppb	ppb
x		-0.101	0.079	103.119%
%RSD		6.307	7.266	5.125

K9FTVC 4/6/2009 20:52:41 QC Status: PASS (Initial: PASS)

User Pre-dilution: 1.000

Run	Time	6Li	9Be	10B
		ppb	ppb	ppb
x		99.971%	100.400	101.500
%RSD		2.012	0.168	1.394
Run	**Time**	**23Na**	**25Mg**	**27Al**
		ppb	ppb	ppb
x		9817.000	9915.000	M 9520.000
%RSD		0.704	1.096	M 1.088
Run	**Time**	**35Cl**	**39K**	**43Ca**
		ppb	ppb	ppb
x		T 0.000	T 9502.000	9868.000
%RSD		T 0.000	T 0.415	0.079
Run	**Time**	**45Sc**	**45Sc**	**47Ti**
		ppb	ppb	ppb
x		T 110.216%	108.212%	95.240
%RSD		T 2.755	0.301	0.957
Run	**Time**	**51V**	**52Cr**	**53Cl O**
		ppb	ppb	ppb
x		92.680	93.370	0.862
%RSD		0.611	0.468	108.500
Run	**Time**	**55Mn**	**56Fe**	**59Co**
		ppb	ppb	ppb
x		96.160	T 9737.000	91.920
%RSD		0.077	T 0.703	1.650
Run	**Time**	**60Ni**	**65Cu**	**66Zn**
		ppb	ppb	ppb
x		96.550	96.940	108.400
%RSD		1.696	2.584	2.232
Run	**Time**	**72Ge**	**75As**	**77Ar Cl**
		ppb	ppb	ppb
x		106.737%	96.000	-0.129
%RSD		0.723	0.447	38.800
Run	**Time**	**78Se**	**88Sr**	**95Mo**
		ppb	ppb	ppb
x		97.890	87.620	92.380
%RSD		0.644	0.490	1.244
Run	**Time**	**105Pd**	**107Ag**	**108Mo O**
		ppb	ppb	ppb
x		0.000	98.400	34.170
%RSD		0.000	1.156	144.800
Run	**Time**	**111Cd**	**115In**	**118Sn**
		ppb	ppb	ppb
x		98.560	106.341%	92.690
%RSD		1.171	1.215	1.028
Run	**Time**	**121Sb**	**137Ba**	**182W**
		ppb	ppb	ppb
x		94.540	89.000	89.490
%RSD		0.395	1.419	0.958
Run	**Time**	**205Tl**	**208Pb**	**209Bi**
		ppb	ppb	ppb
x		87.400	88.220	102.695%
%RSD		0.492	0.773	4.486

K9C6G 4/6/2009 20:58:54 QC Status: PASS (Initial: PASS)

User Pre-dilution: 1.000

Run	Time	6Li	9Be	10B
		ppb	ppb	ppb
x		99.884%	0.013	162.200
%RSD		0.508	15.260	1.857
Run	**Time**	**23Na**	**25Mg**	**27Al**
		ppb	ppb	ppb
x		10330.000	59720.000	8.046
%RSD		0.146	0.571	0.918
Run	**Time**	**35Cl**	**39K**	**43Ca**
		ppb	ppb	ppb
x		T 0.000	T 9516.000	70330.000
%RSD		T 0.000	T 1.481	0.336
Run	**Time**	**45Sc**	**45Sc**	**47Ti**
		ppb	ppb	ppb
x		T 105.744%	101.197%	0.291
%RSD		T 0.499	2.750	49.380
Run	**Time**	**51V**	**52Cr**	**53Cl O**
		ppb	ppb	ppb
x		0.106	0.347	3.023
%RSD		223.900	6.769	31.110
Run	**Time**	**55Mn**	**56Fe**	**59Co**
		ppb	ppb	ppb
x		TM 3152.000	1178.000	74.620
%RSD		TM 0.612	1.213	1.068
Run	**Time**	**60Ni**	**65Cu**	**66Zn**
		ppb	ppb	ppb
x		M 279.500	0.119	36.590
%RSD		M 1.452	42.180	1.597
Run	**Time**	**72Ge**	**75As**	**77Ar Cl**
		ppb	ppb	ppb
x		101.747%	70.760	0.508
%RSD		1.849	0.941	13.160
Run	**Time**	**78Se**	**88Sr**	**95Mo**
		ppb	ppb	ppb
x		0.157	129.200	8.580
%RSD		26.650	0.601	2.821
Run	**Time**	**105Pd**	**107Ag**	**108Mo O**
		ppb	ppb	ppb
x		0.000	0.004	-2.138
%RSD		0.000	28.370	125.100
Run	**Time**	**111Cd**	**115In**	**118Sn**
		ppb	ppb	ppb
x		0.112	98.079%	0.976
%RSD		22.030	1.467	2.488
Run	**Time**	**121Sb**	**137Ba**	**182W**
		ppb	ppb	ppb
x		16.210	41.650	0.245
%RSD		1.250	0.858	19.150
Run	**Time**	**205Tl**	**208Pb**	**209Bi**
		ppb	ppb	ppb
x		0.085	0.036	93.503%
%RSD		24.650	27.950	2.752

CCV 5 4/6/2009 21:02:52 QC Status: PASS (Initial: PASS)

User Pre-dilution: 1.000

Run	Time	6Li	9Be	10B
		ppb	ppb	ppb
x		95.411%	102.668%	100.246%
%RSD		2.385	1.328	1.785
Run	**Time**	**23Na**	**25Mg**	**27Al**
		ppb	ppb	ppb
x		┬ 101.427%	101.697%	104.957%
%RSD		┬ 1.727	0.993	0.625
Run	**Time**	**35Cl**	**39K**	**43Ca**
		ppb	ppb	ppb
x		┬ 0.000	┬ 100.267%	99.985%
%RSD		┬ 0.000	┬ 0.780	0.534
Run	**Time**	**45Sc**	**45Sc**	**47Ti**
		ppb	ppb	ppb
x		┬ 100.728%	99.215%	100.782%
%RSD		┬ 0.992	3.164	0.346
Run	**Time**	**51V**	**52Cr**	**53Cl O**
		ppb	ppb	ppb
x		99.664%	99.854%	1.319
%RSD		0.463	1.043	35.050
Run	**Time**	**55Mn**	**56Fe**	**59Co**
		ppb	ppb	ppb
x		┬ 101.279%	┬ 102.264%	100.002%
%RSD		┬ 0.507	┬ 0.719	1.172
Run	**Time**	**60Ni**	**65Cu**	**66Zn**
		ppb	ppb	ppb
x		101.240%	101.492%	103.073%
%RSD		0.432	0.959	0.405
Run	**Time**	**72Ge**	**75As**	**77Ar Cl**
		ppb	ppb	ppb
x		96.864%	100.725%	-0.543
%RSD		1.941	0.763	17.840
Run	**Time**	**78Se**	**88Sr**	**95Mo**
		ppb	ppb	ppb
x		100.754%	99.008%	103.089%
%RSD		1.105	0.242	1.154
Run	**Time**	**105Pd**	**107Ag**	**108Mo O**
		ppb	ppb	ppb
x		0.000	102.800%	68.520
%RSD		0.000	1.396	58.590
Run	**Time**	**111Cd**	**115In**	**118Sn**
		ppb	ppb	ppb
x		103.478%	94.786%	100.373%
%RSD		0.770	1.254	1.073
Run	**Time**	**121Sb**	**137Ba**	**182W**
		ppb	ppb	ppb
x		100.847%	97.974%	103.993%
%RSD		0.611	0.743	1.535
Run	**Time**	**205Tl**	**208Pb**	**209Bi**
		ppb	ppb	ppb
x		97.882%	97.691%	88.614%
%RSD		0.610	0.370	2.430

CCB 5 4/6/2009 21:09:06 QC Status: PASS (Initial: PASS)

User Pre-dilution: 1.000

Run	Time	6Li	9Be	10B
		ppb	ppb	ppb
x		97.063%	0.056	2.951
%RSD		1.839	25.190	5.778
Run	**Time**	**23Na**	**25Mg**	**27Al**
		ppb	ppb	ppb
x		42.850	33.050	10.740
%RSD		5.517	13.650	7.942
Run	**Time**	**35Cl**	**39K**	**43Ca**
		ppb	ppb	ppb
x		T 0.000	27.740	54.740
%RSD		T 0.000	5.645	6.081
Run	**Time**	**45Sc**	**45Sc**	**47Ti**
		ppb	ppb	ppb
x		T 100.264%	97.349%	0.170
%RSD		T 1.415	1.400	54.390
Run	**Time**	**51V**	**52Cr**	**53Cl O**
		ppb	ppb	ppb
x		-0.065	0.001	-3.052
%RSD		256.000	5042.000	26.830
Run	**Time**	**55Mn**	**56Fe**	**59Co**
		ppb	ppb	ppb
x		0.937	42.480	0.068
%RSD		1.628	1.907	15.310
Run	**Time**	**60Ni**	**65Cu**	**66Zn**
		ppb	ppb	ppb
x		0.093	0.077	0.051
%RSD		34.040	23.330	32.130
Run	**Time**	**72Ge**	**75As**	**77Ar Cl**
		ppb	ppb	ppb
x		96.645%	0.050	0.006
%RSD		0.913	201.800	587.300
Run	**Time**	**78Se**	**88Sr**	**95Mo**
		ppb	ppb	ppb
x		0.038	0.125	0.051
%RSD		66.190	9.856	89.570
Run	**Time**	**105Pd**	**107Ag**	**108Mo O**
		ppb	ppb	ppb
x		0.000	0.051	-0.044
%RSD		0.000	9.549	1326.000
Run	**Time**	**111Cd**	**115In**	**118Sn**
		ppb	ppb	ppb
x		0.043	96.347%	0.076
%RSD		26.680	1.093	35.850
Run	**Time**	**121Sb**	**137Ba**	**182W**
		ppb	ppb	ppb
x		0.077	0.117	0.163
%RSD		20.140	22.210	5.458
Run	**Time**	**205Tl**	**208Pb**	**209Bi**
		ppb	ppb	ppb
x		0.129	0.073	99.484%
%RSD		11.980	10.940	5.173

K9C6GL 4/6/2009 21:13:13 QC Status: PASS (Initial: PASS)

User Pre-dilution: 1.000

Run	Time	6Li	9Be	10B
		ppb	ppb	ppb
x		92.735%	0.003	35.090
%RSD		1.276	23.530	1.265
Run	**Time**	**23Na**	**25Mg**	**27Al**
		ppb	ppb	ppb
x		2060.000	12180.000	15.410
%RSD		1.409	0.655	2.364
Run	**Time**	**35Cl**	**39K**	**43Ca**
		ppb	ppb	ppb
x		T 0.000	T 1875.000	14080.000
%RSD		T 0.000	T 0.994	0.555
Run	**Time**	**45Sc**	**45Sc**	**47Ti**
		ppb	ppb	ppb
x		T 95.195%	90.769%	-0.002
%RSD		T 0.988	1.687	7278.000
Run	**Time**	**51V**	**52Cr**	**53Cl O**
		ppb	ppb	ppb
x		0.052	0.467	-6.183
%RSD		331.400	2.392	13.920
Run	**Time**	**55Mn**	**56Fe**	**59Co**
		ppb	ppb	ppb
x		T 639.500	236.400	14.980
%RSD		T 0.619	0.792	0.942
Run	**Time**	**60Ni**	**65Cu**	**66Zn**
		ppb	ppb	ppb
x		56.330	0.033	7.706
%RSD		1.494	91.480	2.608
Run	**Time**	**72Ge**	**75As**	**77Ar Cl**
		ppb	ppb	ppb
x		92.204%	12.850	0.275
%RSD		1.111	0.975	9.331
Run	**Time**	**78Se**	**88Sr**	**95Mo**
		ppb	ppb	ppb
x		0.001	26.290	1.531
%RSD		3815.000	0.940	8.616
Run	**Time**	**105Pd**	**107Ag**	**108Mo O**
		ppb	ppb	ppb
x		0.000	0.000	0.513
%RSD		0.000	168.200	156.200
Run	**Time**	**111Cd**	**115In**	**118Sn**
		ppb	ppb	ppb
x		0.029	92.219%	0.201
%RSD		38.800	0.867	10.030
Run	**Time**	**121Sb**	**137Ba**	**182W**
		ppb	ppb	ppb
x		3.195	8.375	0.040
%RSD		1.392	0.595	8.434
Run	**Time**	**205Tl**	**208Pb**	**209Bi**
		ppb	ppb	ppb
x		0.027	0.025	94.199%
%RSD		37.300	8.992	5.104

K9C6GX 4/6/2009 21:17:11 QC Status: PASS (Initial: PASS)

User Pre-dilution: 1.000

Run	Time	6Li	9Be	10B
		ppb	ppb	ppb
x		98.099%	0.014	145.600
%RSD		1.459	75.180	1.644
Run	**Time**	**23Na**	**25Mg**	**27Al**
		ppb	ppb	ppb
x		9372.000	54810.000	6.870
%RSD		0.393	0.767	1.664
Run	**Time**	**35Cl**	**39K**	**43Ca**
		ppb	ppb	ppb
x		T 0.000	T 8671.000	64380.000
%RSD		T 0.000	T 0.257	0.174
Run	**Time**	**45Sc**	**45Sc**	**47Ti**
		ppb	ppb	ppb
x		T 100.444%	98.301%	0.165
%RSD		T 0.898	1.633	101.300
Run	**Time**	**51V**	**52Cr**	**53Cl O**
		ppb	ppb	ppb
x		0.242	0.437	3.662
%RSD		82.900	8.029	22.380
Run	**Time**	**55Mn**	**56Fe**	**59Co**
		ppb	ppb	ppb
x		TM 2896.000	1122.000	68.540
%RSD		TM 0.108	0.581	1.224
Run	**Time**	**60Ni**	**65Cu**	**66Zn**
		ppb	ppb	ppb
x		M 257.800	0.173	36.780
%RSD		M 0.664	6.755	0.782
Run	**Time**	**72Ge**	**75As**	**77Ar Cl**
		ppb	ppb	ppb
x		98.427%	65.520	0.481
%RSD		1.145	0.487	13.330
Run	**Time**	**78Se**	**88Sr**	**95Mo**
		ppb	ppb	ppb
x		0.088	119.600	7.804
%RSD		80.030	0.851	1.974
Run	**Time**	**105Pd**	**107Ag**	**108Mo O**
		ppb	ppb	ppb
x		0.000	0.001	1.626
%RSD		0.000	2.042	86.840
Run	**Time**	**111Cd**	**115In**	**118Sn**
		ppb	ppb	ppb
x		0.095	94.855%	0.920
%RSD		11.740	0.720	3.957
Run	**Time**	**121Sb**	**137Ba**	**182W**
		ppb	ppb	ppb
x		15.160	38.490	0.013
%RSD		0.046	1.445	28.390
Run	**Time**	**205Tl**	**208Pb**	**209Bi**
		ppb	ppb	ppb
x		-0.026	0.037	92.130%
%RSD		31.840	13.100	3.871

K9C6GS 4/6/2009 21:21:14 QC Status: PASS (Initial: PASS)

User Pre-dilution: 1.000

Run	Time	6Li	9Be	10B
		ppb	ppb	ppb
x		92.150%	102.600	M 240.100
%RSD		0.458	0.741	M 0.896
Run	**Time**	**23Na**	**25Mg**	**27Al**
		ppb	ppb	ppb
x		T 19190.000	64210.000	M 9796.000
%RSD		T 0.278	0.497	M 0.860
Run	**Time**	**35Cl**	**39K**	**43Ca**
		ppb	ppb	ppb
x		T 0.000	T 18840.000	75180.000
%RSD		T 0.000	T 1.362	1.033
Run	**Time**	**45Sc**	**45Sc**	**47Ti**
		ppb	ppb	ppb
x		T 98.059%	97.138%	99.160
%RSD		T 0.508	2.191	1.628
Run	**Time**	**51V**	**52Cr**	**53Cl O**
		ppb	ppb	ppb
x		98.420	97.680	2.539
%RSD		0.742	0.741	65.240
Run	**Time**	**55Mn**	**56Fe**	**59Co**
		ppb	ppb	ppb
x		TM 3019.000	T 11140.000	163.400
%RSD		TM 0.451	T 0.842	1.039
Run	**Time**	**60Ni**	**65Cu**	**66Zn**
		ppb	ppb	ppb
x		M 353.200	98.290	136.500
%RSD		M 1.294	1.785	1.114
Run	**Time**	**72Ge**	**75As**	**77Ar Cl**
		ppb	ppb	ppb
x		97.549%	166.400	-0.138
%RSD		1.737	0.321	42.020
Run	**Time**	**78Se**	**88Sr**	**95Mo**
		ppb	ppb	ppb
x		99.830	M 213.100	106.700
%RSD		1.033	M 0.663	0.607
Run	**Time**	**105Pd**	**107Ag**	**108Mo O**
		ppb	ppb	ppb
x		0.000	102.100	14.640
%RSD		0.000	1.753	505.000
Run	**Time**	**111Cd**	**115In**	**118Sn**
		ppb	ppb	ppb
x		103.500	95.626%	99.700
%RSD		0.562	0.819	0.181
Run	**Time**	**121Sb**	**137Ba**	**182W**
		ppb	ppb	ppb
x		116.300	133.500	101.300
%RSD		0.256	1.300	1.218
Run	**Time**	**205Tl**	**208Pb**	**209Bi**
		ppb	ppb	ppb
x		95.590	95.430	91.642%
%RSD		0.572	0.712	2.383

K9C69 4/6/2009 21:27:27 QC Status: PASS (Initial: PASS)

User Pre-dilution: 1.000

Run	Time	6Li	9Be	10B
		ppb	ppb	ppb
x		89.335%	1.022	119.400
%RSD		0.951	6.318	0.480
Run	**Time**	**23Na**	**25Mg**	**27Al**
		ppb	ppb	ppb
x		13700.000	36890.000	M 8670.000
%RSD		1.214	0.654	M 1.421
Run	**Time**	**35Cl**	**39K**	**43Ca**
		ppb	ppb	ppb
x		T 0.000	T 7199.000	45910.000
%RSD		T 0.000	T 1.472	0.347
Run	**Time**	**45Sc**	**45Sc**	**47Ti**
		ppb	ppb	ppb
x		T 94.828%	92.427%	89.430
%RSD		T 0.874	2.944	5.857
Run	**Time**	**51V**	**52Cr**	**53Cl O**
		ppb	ppb	ppb
x		25.550	18.910	-4.972
%RSD		1.291	1.245	16.340
Run	**Time**	**55Mn**	**56Fe**	**59Co**
		ppb	ppb	ppb
x		TM 1496.000	T 30120.000	17.810
%RSD		TM 0.635	T 1.216	2.537
Run	**Time**	**60Ni**	**65Cu**	**66Zn**
		ppb	ppb	ppb
x		60.630	18.310	95.530
%RSD		1.744	4.622	1.029
Run	**Time**	**72Ge**	**75As**	**77Ar Cl**
		ppb	ppb	ppb
x		95.483%	24.680	0.537
%RSD		2.337	0.704	6.318
Run	**Time**	**78Se**	**88Sr**	**95Mo**
		ppb	ppb	ppb
x		1.538	132.400	4.319
%RSD		14.980	0.172	1.418
Run	**Time**	**105Pd**	**107Ag**	**108Mo O**
		ppb	ppb	ppb
x		0.000	0.132	-13.460
%RSD		0.000	8.476	14.160
Run	**Time**	**111Cd**	**115In**	**118Sn**
		ppb	ppb	ppb
x		0.669	94.140%	0.545
%RSD		10.650	1.002	1.780
Run	**Time**	**121Sb**	**137Ba**	**182W**
		ppb	ppb	ppb
x		0.860	73.380	24.450
%RSD		3.059	0.936	1.476
Run	**Time**	**205Tl**	**208Pb**	**209Bi**
		ppb	ppb	ppb
x		0.279	14.400	94.834%
%RSD		5.528	0.728	2.644

K9C7F 4/6/2009 21:31:29 QC Status: PASS (Initial: PASS)

User Pre-dilution: 1.000

Run	Time	6Li	9Be	10B
		ppb	ppb	ppb
x		97.158%	0.044	135.800
%RSD		2.399	20.930	0.249
Run	**Time**	**23Na**	**25Mg**	**27Al**
		ppb	ppb	ppb
x		14460.000	34830.000	337.200
%RSD		0.331	1.022	1.660
Run	**Time**	**35Cl**	**39K**	**43Ca**
		ppb	ppb	ppb
x		T 0.000	T 19460.000	54220.000
%RSD		T 0.000	T 0.940	0.522
Run	**Time**	**45Sc**	**45Sc**	**47Ti**
		ppb	ppb	ppb
x		T 102.059%	103.246%	3.641
%RSD		T 1.120	2.360	19.390
Run	**Time**	**51V**	**52Cr**	**53Cl O**
		ppb	ppb	ppb
x		1.719	1.354	0.827
%RSD		10.470	1.832	221.100
Run	**Time**	**55Mn**	**56Fe**	**59Co**
		ppb	ppb	ppb
x		T 937.700	950.300	9.617
%RSD		T 0.354	0.398	1.058
Run	**Time**	**60Ni**	**65Cu**	**66Zn**
		ppb	ppb	ppb
x		30.930	1.671	9.665
%RSD		1.289	4.138	3.561
Run	**Time**	**72Ge**	**75As**	**77Ar Cl**
		ppb	ppb	ppb
x		104.108%	5.811	0.481
%RSD		2.092	4.096	5.113
Run	**Time**	**78Se**	**88Sr**	**95Mo**
		ppb	ppb	ppb
x		0.492	M 206.400	6.723
%RSD		6.209	M 0.551	2.450
Run	**Time**	**105Pd**	**107Ag**	**108Mo O**
		ppb	ppb	ppb
x		0.000	0.016	-0.207
%RSD		0.000	35.720	1775.000
Run	**Time**	**111Cd**	**115In**	**118Sn**
		ppb	ppb	ppb
x		0.023	100.823%	0.019
%RSD		37.720	0.927	82.180
Run	**Time**	**121Sb**	**137Ba**	**182W**
		ppb	ppb	ppb
x		0.791	30.810	16.760
%RSD		5.230	1.686	2.084
Run	**Time**	**205Tl**	**208Pb**	**209Bi**
		ppb	ppb	ppb
x		0.026	0.642	98.120%
%RSD		65.760	0.403	3.258

K9C7J 4/6/2009 21:35:46 QC Status: PASS (Initial: PASS)

User Pre-dilution: 1.000

Run	Time	6Li	9Be	10B
		ppb	ppb	ppb
x		101.554%	0.011	66.910
%RSD		1.971	31.400	1.528
Run	**Time**	**23Na**	**25Mg**	**27Al**
		ppb	ppb	ppb
x		15660.000	20370.000	114.200
%RSD		0.759	0.560	4.114
Run	**Time**	**35Cl**	**39K**	**43Ca**
		ppb	ppb	ppb
x		T 0.000	T 4164.000	52340.000
%RSD		T 0.000	T 0.309	0.395
Run	**Time**	**45Sc**	**45Sc**	**47Ti**
		ppb	ppb	ppb
x		T 105.777%	105.724%	0.770
%RSD		T 0.451	1.828	58.680
Run	**Time**	**51V**	**52Cr**	**53Cl O**
		ppb	ppb	ppb
x		0.287	0.304	1.938
%RSD		69.280	8.908	29.380
Run	**Time**	**55Mn**	**56Fe**	**59Co**
		ppb	ppb	ppb
x		T 326.500	244.200	2.031
%RSD		T 0.238	0.375	3.488
Run	**Time**	**60Ni**	**65Cu**	**66Zn**
		ppb	ppb	ppb
x		6.730	0.297	2.434
%RSD		4.541	15.440	9.467
Run	**Time**	**72Ge**	**75As**	**77Ar Cl**
		ppb	ppb	ppb
x		106.523%	3.319	0.475
%RSD		1.491	2.249	9.060
Run	**Time**	**78Se**	**88Sr**	**95Mo**
		ppb	ppb	ppb
x		0.125	193.400	5.257
%RSD		50.980	0.633	1.027
Run	**Time**	**105Pd**	**107Ag**	**108Mo O**
		ppb	ppb	ppb
x		0.000	0.002	-0.666
%RSD		0.000	89.300	201.500
Run	**Time**	**111Cd**	**115In**	**118Sn**
		ppb	ppb	ppb
x		-0.002	102.772%	-0.026
%RSD		423.600	0.921	12.030
Run	**Time**	**121Sb**	**137Ba**	**182W**
		ppb	ppb	ppb
x		1.494	42.060	9.506
%RSD		1.602	0.545	1.159
Run	**Time**	**205Tl**	**208Pb**	**209Bi**
		ppb	ppb	ppb
x		-0.042	0.115	99.227%
%RSD		15.740	7.417	3.774

K9JA9B 4/6/2009 21:39:45 QC Status: PASS (Initial: PASS)

User Pre-dilution: 1.000

Run	Time	6Li	9Be	10B
		ppb	ppb	ppb
x		103.901%	0.000	3.999
%RSD		1.200	2240.000	2.358
Run	**Time**	**23Na**	**25Mg**	**27Al**
		ppb	ppb	ppb
x		121.900	66.740	12.900
%RSD		2.818	11.860	10.950
Run	**Time**	**35Cl**	**39K**	**43Ca**
		ppb	ppb	ppb
x		T 0.000	26.560	339.200
%RSD		T 0.000	8.173	2.957
Run	**Time**	**45Sc**	**45Sc**	**47Ti**
		ppb	ppb	ppb
x		T 105.241%	101.503%	0.361
%RSD		T 0.684	0.505	36.080
Run	**Time**	**51V**	**52Cr**	**53Cl O**
		ppb	ppb	ppb
x		0.190	1.307	6.524
%RSD		90.770	0.901	8.690
Run	**Time**	**55Mn**	**56Fe**	**59Co**
		ppb	ppb	ppb
x		1.156	50.020	0.021
%RSD		2.235	1.440	27.450
Run	**Time**	**60Ni**	**65Cu**	**66Zn**
		ppb	ppb	ppb
x		0.778	0.844	6.542
%RSD		11.310	7.790	1.649
Run	**Time**	**72Ge**	**75As**	**77Ar Cl**
		ppb	ppb	ppb
x		100.643%	0.055	0.444
%RSD		0.736	162.200	1.003
Run	**Time**	**78Se**	**88Sr**	**95Mo**
		ppb	ppb	ppb
x		-0.018	1.018	0.078
%RSD		300.100	1.305	23.550
Run	**Time**	**105Pd**	**107Ag**	**108Mo O**
		ppb	ppb	ppb
x		0.000	0.003	-0.157
%RSD		0.000	54.610	1316.000
Run	**Time**	**111Cd**	**115In**	**118Sn**
		ppb	ppb	ppb
x		0.006	99.927%	27.460
%RSD		209.200	1.038	1.585
Run	**Time**	**121Sb**	**137Ba**	**182W**
		ppb	ppb	ppb
x		0.008	0.888	0.167
%RSD		154.900	6.352	11.750
Run	**Time**	**205Tl**	**208Pb**	**209Bi**
		ppb	ppb	ppb
x		-0.037	0.403	100.590%
%RSD		4.256	8.160	5.611

K9JA9C 4/6/2009 21:43:49 QC Status: PASS (Initial: PASS)

User Pre-dilution: 1.000

Run	Time	6Li	9Be	10B
		ppb	ppb	ppb
x		100.410%	92.850	85.580
%RSD		0.881	0.513	0.852
Run	**Time**	**23Na**	**25Mg**	**27Al**
		ppb	ppb	ppb
x		126.900	65.570	10.720
%RSD		2.352	6.260	15.110
Run	**Time**	**35Cl**	**39K**	**43Ca**
		ppb	ppb	ppb
x		T 0.000	34.740	466.300
%RSD		T 0.000	6.486	0.626
Run	**Time**	**45Sc**	**45Sc**	**47Ti**
		ppb	ppb	ppb
x		T 101.903%	99.688%	94.230
%RSD		T 0.245	0.320	2.117
Run	**Time**	**51V**	**52Cr**	**53Cl O**
		ppb	ppb	ppb
x		92.190	94.510	10.430
%RSD		0.309	0.673	10.620
Run	**Time**	**55Mn**	**56Fe**	**59Co**
		ppb	ppb	ppb
x		96.010	50.870	92.560
%RSD		0.772	1.864	0.569
Run	**Time**	**60Ni**	**65Cu**	**66Zn**
		ppb	ppb	ppb
x		96.970	96.980	95.600
%RSD		0.507	0.945	0.456
Run	**Time**	**72Ge**	**75As**	**77Ar Cl**
		ppb	ppb	ppb
x		98.748%	82.240	-0.008
%RSD		0.841	1.551	1211.000
Run	**Time**	**78Se**	**88Sr**	**95Mo**
		ppb	ppb	ppb
x		74.800	87.700	94.090
%RSD		1.684	0.764	0.931
Run	**Time**	**105Pd**	**107Ag**	**108Mo O**
		ppb	ppb	ppb
x		0.000	100.700	-35.210
%RSD		0.000	2.263	62.870
Run	**Time**	**111Cd**	**115In**	**118Sn**
		ppb	ppb	ppb
x		91.350	98.320%	121.100
%RSD		0.740	0.603	0.421
Run	**Time**	**121Sb**	**137Ba**	**182W**
		ppb	ppb	ppb
x		89.300	89.530	92.700
%RSD		0.156	0.484	1.717
Run	**Time**	**205Tl**	**208Pb**	**209Bi**
		ppb	ppb	ppb
x		88.420	90.200	99.949%
%RSD		0.504	1.279	4.743

K9HCL 4/6/2009 21:49:46 QC Status: PASS (Initial: PASS)

User Pre-dilution: 1.000

Run	Time	6Li	9Be	10B
		ppb	ppb	ppb
x		74.120%	0.205	M 582.600
%RSD		1.243	8.438	M 1.339
Run	**Time**	**23Na**	**25Mg**	**27Al**
		ppb	ppb	ppb
x		939.200	942.300	M 1846.000
%RSD		1.196	1.629	M 1.015
Run	**Time**	**35Cl**	**39K**	**43Ca**
		ppb	ppb	ppb
x		T 0.000	T 3133.000	7729.000
%RSD		T 0.000	T 0.338	0.697
Run	**Time**	**45Sc**	**45Sc**	**47Ti**
		ppb	ppb	ppb
x		T 90.575%	81.583%	M 410.100
%RSD		T 1.301	3.104	M 1.231
Run	**Time**	**51V**	**52Cr**	**53Cl O**
		ppb	ppb	ppb
x		12.940	M 1117.000	68.750
%RSD		18.790	M 0.980	10.390
Run	**Time**	**55Mn**	**56Fe**	**59Co**
		ppb	ppb	ppb
x		TM 8424.000	TM 648300.000	111.800
%RSD		TM 0.770	TM 0.874	1.536
Run	**Time**	**60Ni**	**65Cu**	**66Zn**
		ppb	ppb	ppb
x		M 1948.000	M 1384.000	M 329.900
%RSD		M 1.352	M 1.385	M 0.688
Run	**Time**	**72Ge**	**75As**	**77Ar Cl**
		ppb	ppb	ppb
x		88.241%	35.580	0.408
%RSD		2.555	0.979	12.620
Run	**Time**	**78Se**	**88Sr**	**95Mo**
		ppb	ppb	ppb
x		0.333	26.320	M 1368.000
%RSD		44.670	0.817	M 0.741
Run	**Time**	**105Pd**	**107Ag**	**108Mo O**
		ppb	ppb	ppb
x		0.000	0.358	119.600
%RSD		0.000	2.047	12.830
Run	**Time**	**111Cd**	**115In**	**118Sn**
		ppb	ppb	ppb
x		-0.204	85.068%	115.900
%RSD		36.500	2.465	0.194
Run	**Time**	**121Sb**	**137Ba**	**182W**
		ppb	ppb	ppb
x		M 245.700	44.240	32.580
%RSD		M 0.406	0.675	1.683
Run	**Time**	**205Tl**	**208Pb**	**209Bi**
		ppb	ppb	ppb
x		0.065	10.090	83.074%
%RSD		19.210	0.240	1.204

K9HCLL 4/6/2009 21:53:47 QC Status: PASS (Initial: PASS)

User Pre-dilution: 1.000

Run	Time	6Li	9Be	10B
		ppb	ppb	ppb
x		76.667%	0.030	133.000
%RSD		2.017	30.870	2.456
Run	**Time**	**23Na**	**25Mg**	**27Al**
		ppb	ppb	ppb
x		205.800	189.300	388.200
%RSD		0.928	2.306	0.525
Run	**Time**	**35Cl**	**39K**	**43Ca**
		ppb	ppb	ppb
x		T 0.000	T 644.900	1602.000
%RSD		T 0.000	T 0.245	0.548
Run	**Time**	**45Sc**	**45Sc**	**47Ti**
		ppb	ppb	ppb
x		T 85.182%	81.403%	83.880
%RSD		T 0.359	3.714	1.735
Run	**Time**	**51V**	**52Cr**	**53Cl O**
		ppb	ppb	ppb
x		2.338	M 232.700	2.250
%RSD		14.960	M 1.160	39.780
Run	**Time**	**55Mn**	**56Fe**	**59Co**
		ppb	ppb	ppb
x		TM 1642.000	TM 135000.000	23.680
%RSD		TM 0.942	TM 0.468	0.984
Run	**Time**	**60Ni**	**65Cu**	**66Zn**
		ppb	ppb	ppb
x		M 418.800	M 299.900	70.230
%RSD		M 1.397	M 1.686	1.105
Run	**Time**	**72Ge**	**75As**	**77Ar Cl**
		ppb	ppb	ppb
x		85.232%	6.821	0.266
%RSD		2.762	3.244	6.581
Run	**Time**	**78Se**	**88Sr**	**95Mo**
		ppb	ppb	ppb
x		0.092	5.552	M 277.600
%RSD		88.280	0.665	M 0.751
Run	**Time**	**105Pd**	**107Ag**	**108Mo O**
		ppb	ppb	ppb
x		0.000	0.069	27.000
%RSD		0.000	10.760	14.140
Run	**Time**	**111Cd**	**115In**	**118Sn**
		ppb	ppb	ppb
x		-0.044	88.814%	23.440
%RSD		130.200	3.026	0.215
Run	**Time**	**121Sb**	**137Ba**	**182W**
		ppb	ppb	ppb
x		48.850	8.855	6.622
%RSD		1.193	3.604	1.740
Run	**Time**	**205Tl**	**208Pb**	**209Bi**
		ppb	ppb	ppb
x		-0.027	2.071	90.356%
%RSD		42.140	1.519	3.230

CCV 6 4/6/2009 21:57:46 QC Status: PASS (Initial: PASS)

User Pre-dilution: 1.000

Run	Time	6Li	9Be	10B
		ppb	ppb	ppb
x		75.743%	103.562%	98.296%
%RSD		2.349	0.559	0.715
Run	**Time**	**23Na**	**25Mg**	**27Al**
		ppb	ppb	ppb
x		T 100.088%	101.123%	104.354%
%RSD		T 0.928	0.405	1.643
Run	**Time**	**35Cl**	**39K**	**43Ca**
		ppb	ppb	ppb
x		T 0.000	T 100.943%	100.140%
%RSD		T 0.000	T 1.545	0.703
Run	**Time**	**45Sc**	**45Sc**	**47Ti**
		ppb	ppb	ppb
x		T 81.712%	84.520%	101.106%
%RSD		T 2.540	3.713	1.238
Run	**Time**	**51V**	**52Cr**	**53Cl O**
		ppb	ppb	ppb
x		99.184%	100.632%	-2.684
%RSD		0.584	1.554	17.420
Run	**Time**	**55Mn**	**56Fe**	**59Co**
		ppb	ppb	ppb
x		T 102.745%	T 103.602%	99.234%
%RSD		T 0.884	T 0.900	1.490
Run	**Time**	**60Ni**	**65Cu**	**66Zn**
		ppb	ppb	ppb
x		99.604%	99.843%	103.483%
%RSD		0.370	0.247	0.493
Run	**Time**	**72Ge**	**75As**	**77Ar Cl**
		ppb	ppb	ppb
x		85.324%	99.605%	-0.559
%RSD		2.351	0.454	27.020
Run	**Time**	**78Se**	**88Sr**	**95Mo**
		ppb	ppb	ppb
x		100.770%	98.555%	103.317%
%RSD		2.442	1.081	0.776
Run	**Time**	**105Pd**	**107Ag**	**108Mo O**
		ppb	ppb	ppb
x		0.000	101.799%	27.280
%RSD		0.000	1.063	237.400
Run	**Time**	**111Cd**	**115In**	**118Sn**
		ppb	ppb	ppb
x		102.993%	88.367%	100.009%
%RSD		1.553	1.510	1.209
Run	**Time**	**121Sb**	**137Ba**	**182W**
		ppb	ppb	ppb
x		101.602%	96.525%	104.208%
%RSD		1.115	0.516	1.221
Run	**Time**	**205Tl**	**208Pb**	**209Bi**
		ppb	ppb	ppb
x		97.856%	97.966%	88.445%
%RSD		0.949	0.754	2.042

CCB 6 4/6/2009 22:03:59 QC Status: FAIL (Initial: FAIL)

User Pre-dilution: 1.000

Run	Time	6Li	9Be	10B
		ppb	ppb	ppb
x		86.097%	0.058	0.629
%RSD		1.924	9.546	67.520
Run	**Time**	**23Na**	**25Mg**	**27Al**
		ppb	ppb	ppb
x		49.310	41.460	11.460
%RSD		6.453	9.364	8.886
Run	**Time**	**35Cl**	**39K**	**43Ca**
		ppb	ppb	ppb
x		T 0.000	31.890	62.060
%RSD		T 0.000	0.516	8.642
Run	**Time**	**45Sc**	**45Sc**	**47Ti**
		ppb	ppb	ppb
x		T 87.979%	82.395%	0.230
%RSD		T 0.321	1.748	52.200
Run	**Time**	**51V**	**52Cr**	**53Cl O**
		ppb	ppb	ppb
x		-0.186	-0.057	-5.717
%RSD		16.570	28.910	12.950
Run	**Time**	**55Mn**	**56Fe**	**59Co**
		ppb	ppb	ppb
x		1.055	46.230	0.067
%RSD		2.317	2.167	19.930
Run	**Time**	**60Ni**	**65Cu**	**66Zn**
		ppb	ppb	ppb
x		0.071	0.099	-0.005
%RSD		68.050	38.970	246.800
Run	**Time**	**72Ge**	**75As**	**77Ar Cl**
		ppb	ppb	ppb
x		83.413%	-0.171	-0.026
%RSD		1.071	87.850	82.160
Run	**Time**	**78Se**	**88Sr**	**95Mo**
		ppb	ppb	ppb
x		0.053	0.147	0.281
%RSD		52.440	10.070	4.350
Run	**Time**	**105Pd**	**107Ag**	**108Mo O**
		ppb	ppb	ppb
x		0.000	0.059	-1.207
%RSD		0.000	18.050	154.500
Run	**Time**	**111Cd**	**115In**	**118Sn**
		ppb	ppb	ppb
x		0.063	85.719%	0.114
%RSD		20.500	1.160	18.680
Run	**Time**	**121Sb**	**137Ba**	**182W**
		ppb	ppb	ppb
x		0.120	0.129	0.179
%RSD		9.438	11.410	23.220
Run	**Time**	**205Tl**	**208Pb**	**209Bi**
		ppb	ppb	ppb
x		0.112	0.075	93.923%
%RSD		16.530	2.777	4.614

TestAmerica
THE LEADER IN ENVIRONMENTAL TESTING

MISCELLANEOUS DATA

North Canton

Metals Internal Chain of Custody

Date Prepared: 04/01/09 **Prep Analyst:** Lisa Mcgall

Laboratory Sample ID			Lab ID	Method	Analysis Date	Analyst	Instrument
A9C310174	6		K9C7R	SW846 6010B	04/06/09	Natalie Bucklew	I5
A9C310174	6	S	K9C7R	SW846 6010B	04/06/09	Natalie Bucklew	I5
A9C310174	6	X	K9C7R	SW846 6010B	04/06/09	Natalie Bucklew	I5
A9C310174	6		K9C7R	SW846 6020	04/06/09	Brian Davies	I8
A9C310174	6	S	K9C7R	SW846 6020	04/06/09	Brian Davies	I8
A9C310174	6	X	K9C7R	SW846 6020	04/06/09	Brian Davies	I8
A9C310174	6		K9C7R	SW846 7471A	04/02/09	Bradley Belding	H1
A9C310174	6	S	K9C7R	SW846 7471A	04/06/09	Bradley Belding	H1
A9C310174	6	X	K9C7R	SW846 7471A	04/06/09	Bradley Belding	H1
A9C310174	7		K9C7W	SW846 6010B	04/06/09	Natalie Bucklew	I5
A9C310174	7		K9C7W	SW846 6020	04/06/09	Brian Davies	I8
A9C310174	7		K9C7W	SW846 7471A	04/02/09	Bradley Belding	H1
A9C310174	8		K9C71	SW846 6010B	04/06/09	Natalie Bucklew	I5
A9C310174	8		K9C71	SW846 6020	04/06/09	Brian Davies	I8
A9C310174	8		K9C71	SW846 7471A	04/02/09	Bradley Belding	H1
A9C310174	9		K9C72	SW846 6010B	04/06/09	Natalie Bucklew	I5
A9C310174	9		K9C72	SW846 6010B	04/07/09	Natalie Bucklew	I5
A9C310174	9		K9C72	SW846 6020	04/06/09	Brian Davies	I8
A9C310174	9		K9C72	SW846 7471A	04/02/09	Bradley Belding	H1
A9C310174	10		K9C73	SW846 6010B	04/06/09	Natalie Bucklew	I5
A9C310174	10		K9C73	SW846 6010B	04/07/09	Natalie Bucklew	I5
A9C310174	10		K9C73	SW846 6020	04/06/09	Brian Davies	I8
A9C310174	10		K9C73	SW846 7471A	04/02/09	Bradley Belding	H1

U - Unfiltered F - Filtered T - TCLP L - SPLP East W - SPLP West

North Canton

Metals Internal Chain of Custody

Date Prepared: 04/01/09 **Prep Analyst:** Lisa Mcgall

Laboratory Sample ID		Lab ID	Method	Analysis Date	Analyst	Instrument
A9C310174	11	K9C76	SW846 6010B	04/06/09	Natalie Bucklew	I5
A9C310174	11	K9C76	SW846 6010B	04/07/09	Natalie Bucklew	I5
A9C310174	11	K9C76	SW846 6020	04/06/09	Brian Davies	I8
A9C310174	11	K9C76	SW846 7471A	04/02/09	Bradley Belding	H1
A9C310174	12	K9C77	SW846 6010B	04/06/09	Natalie Bucklew	I5
A9C310174	12	K9C77	SW846 6010B	04/07/09	Natalie Bucklew	I5
A9C310174	12	K9C77	SW846 6020	04/06/09	Brian Davies	I8
A9C310174	12	K9C77	SW846 7471A	04/02/09	Bradley Belding	H1

3588

U - Unfiltered F - Filtered T - TCLP L - SPLP East W - SPLP West

North Canton

Metals Internal Chain of Custody

Date Prepared: 04/02/09 **Prep Analyst:** Lisa Mcgall

Laboratory Sample ID			Lab ID	Method	Analysis Date	Analyst	Instrument
A9C310174	1		K9C6G	SW846 6010B	04/06/09	Natalie Bucklew	I5
A9C310174	1	S	K9C6G	SW846 6010B	04/06/09	Natalie Bucklew	I5
A9C310174	1	X	K9C6G	SW846 6010B	04/06/09	Natalie Bucklew	I5
A9C310174	1		K9C6G	SW846 6020	04/06/09	Brian Davies	I8
A9C310174	1	S	K9C6G	SW846 6020	04/06/09	Brian Davies	I8
A9C310174	1	X	K9C6G	SW846 6020	04/06/09	Brian Davies	I8
A9C310174	1		K9C6G	SW846 7470A	04/03/09	Bradley Belding	H1
A9C310174	1	S	K9C6G	SW846 7470A	04/03/09	Bradley Belding	H1
A9C310174	1	X	K9C6G	SW846 7470A	04/03/09	Bradley Belding	H1
A9C310174	2		K9C69 T	SW846 6010B	04/06/09	Natalie Bucklew	I5
A9C310174	2		K9C69	SW846 6010B	04/06/09	Natalie Bucklew	I5
A9C310174	2	S	K9C69 T	SW846 6010B	04/06/09	Natalie Bucklew	I5
A9C310174	2	X	K9C69 T	SW846 6010B	04/06/09	Natalie Bucklew	I5
A9C310174	2		K9C69	SW846 6020	04/06/09	Brian Davies	I8
A9C310174	2		K9C69 T	SW846 7470A	04/03/09	Bradley Belding	H1
A9C310174	2		K9C69	SW846 7470A	04/03/09	Bradley Belding	H1
A9C310174	2	S	K9C69 T	SW846 7470A	04/03/09	Bradley Belding	H1
A9C310174	2	X	K9C69 T	SW846 7470A	04/03/09	Bradley Belding	H1
A9C310174	3		K9C7F T	SW846 6010B	04/06/09	Natalie Bucklew	I5
A9C310174	3		K9C7F	SW846 6010B	04/06/09	Natalie Bucklew	I5
A9C310174	3		K9C7F	SW846 6020	04/06/09	Brian Davies	I8
A9C310174	3		K9C7F T	SW846 7470A	04/03/09	Bradley Belding	H1
A9C310174	3		K9C7F	SW846 7470A	04/03/09	Bradley Belding	H1

U - Unfiltered F - Filtered T - TCLP L - SPLP East W - SPLP West

North Canton

Metals Internal Chain of Custody

Date Prepared: 04/02/09 **Prep Analyst:** Lisa Mcgall

Laboratory Sample ID			Lab ID	Method	Analysis Date	Analyst	Instrument
A9C310174	4		K9C7J T	SW846 6010B	04/06/09	Natalie Bucklew	I5
A9C310174	4		K9C7J	SW846 6010B	04/06/09	Natalie Bucklew	I5
A9C310174	4		K9C7J	SW846 6020	04/06/09	Brian Davies	I8
A9C310174	4		K9C7J T	SW846 7470A	04/03/09	Bradley Belding	H1
A9C310174	4		K9C7J	SW846 7470A	04/03/09	Bradley Belding	H1
A9C310174	6		K9C7R T	SW846 6010B	04/06/09	Natalie Bucklew	I5
A9C310174	6	S	K9C7R T	SW846 6010B	04/06/09	Natalie Bucklew	I5
A9C310174	6	X	K9C7R T	SW846 6010B	04/06/09	Natalie Bucklew	I5
A9C310174	6		K9C7R T	SW846 7470A	04/03/09	Bradley Belding	H1
A9C310174	6	S	K9C7R T	SW846 7470A	04/03/09	Bradley Belding	H1
A9C310174	6	X	K9C7R T	SW846 7470A	04/03/09	Bradley Belding	H1
A9C310174	7		K9C7W T	SW846 6010B	04/06/09	Natalie Bucklew	I5
A9C310174	7		K9C7W T	SW846 7470A	04/03/09	Bradley Belding	H1
A9C310174	8		K9C71 T	SW846 6010B	04/06/09	Natalie Bucklew	I5
A9C310174	8		K9C71 T	SW846 7470A	04/03/09	Bradley Belding	H1
A9C310174	9		K9C72 T	SW846 6010B	04/06/09	Natalie Bucklew	I5
A9C310174	9		K9C72 T	SW846 7470A	04/03/09	Bradley Belding	H1
A9C310174	10		K9C73 T	SW846 6010B	04/06/09	Natalie Bucklew	I5
A9C310174	10		K9C73 T	SW846 7470A	04/03/09	Bradley Belding	H1
A9C310174	11		K9C76 T	SW846 6010B	04/06/09	Natalie Bucklew	I5
A9C310174	11		K9C76 T	SW846 7470A	04/03/09	Bradley Belding	H1
A9C310174	12		K9C77 T	SW846 6010B	04/06/09	Natalie Bucklew	I5
A9C310174	12		K9C77 T	SW846 7470A	04/03/09	Bradley Belding	H1

U - Unfiltered F - Filtered T - TCLP L - SPLP East W - SPLP West

3590

North Canton

Metals Internal Chain of Custody

Date Prepared: 04/03/09 **Prep Analyst:** Lisa Mcgall

Laboratory Sample ID			Lab ID	Method	Analysis Date	Analyst	Instrument
A9C310174	6		K9C7R	SW846 7471A	04/06/09	Bradley Belding	H1
A9C310174	6	S	K9C7R	SW846 7471A	04/06/09	Bradley Belding	H1
A9C310174	6	X	K9C7R	SW846 7471A	04/06/09	Bradley Belding	H1
A9C310174	7		K9C7W	SW846 7471A	04/06/09	Bradley Belding	H1
A9C310174	8		K9C71	SW846 7471A	04/06/09	Bradley Belding	H1
A9C310174	9		K9C72	SW846 7471A	04/06/09	Bradley Belding	H1
A9C310174	10		K9C73	SW846 7471A	04/06/09	Bradley Belding	H1
A9C310174	11		K9C76	SW846 7471A	04/06/09	Bradley Belding	H1
A9C310174	12		K9C77	SW846 7471A	04/06/09	Bradley Belding	H1

U - Unfiltered F - Filtered T - TCLP L - SPLP East W - SPLP West

METALS PREPARATION SUMMARY

Preparation Type	Matrix	Amount of Standard added to LCS & MS/MSD		Initial Sample Vol/Wt	Final Sample Volume
		Amount	Standard name		
ICP	water	1 mL 1 mL 1.0 mL	Ag ICP-1 ICP-2A	50 mL	50 mL
ICPMS	water	0.5ml 0.5ml	ICPMS-1 ICPMS-2	50 mL	50 mL
Hg - CVAA	water	5 mL (LCS) 1 mL (MS/MSD)	HG-1 HG-1	100 mL	100 mL
Hg - CVAF (low level)	water	0.2 mL (LCS/MS/MSD)	HG ICAL	40 ml	40 ml
ICP	solid	2 mL 2 mL 2 mL	Ag ICP-1 ICP-2A	1.00 +/- .02g	100 mL
ICPMS	solid	1ml 1ml	ICPMS-1 ICPMS-2	1.00 +/- .02g	100ml
Hg - CVAA	solid	5 mL (LCS) 1 mL (MS/MSD)	HG-1 HG-1	0.60 +/- .01g	100 mL
ICP	TCLP	1 mL (LCS) 1 mL(LCS)	Ag ICP-1	50 mL	50 mL
ICP	TCLP	0.5 mL(MS/MSD)	TCLP Spike I RCRA	50 mL	50 mL
ICP	TCLP	1 mL(MS/MSD)	TCLP Spike II Non-RCRA	50 mL	50 mL
Hg - CVAA	TCLP	5 mL (LCS) 5 mL (MS/MSD)	HG-1 HG-1	100 mL	100 mL

Mercury Standards Preparation				
Final Concentration		Spiking Standard		
		Amount	Standard	Concentration
Calibration Standards:				
0.0002 ppm		0.2 mL	HG-2	0.1 ppm
0.0005 ppm		0.5 mL	HG-2	0.1 ppm
0.001 ppm		1 mL	HG-2	0.1 ppm
0.005 ppm		5 mL	HG-2	0.1 ppm
0.010 ppm		10 mL	HG-2	0.1 ppm
ICV Preparation				
0.0025 ppm		2.5 mL	HG-1	0.1 ppm
CCV Preparation:				
0.005 ppm		5 mL	HG-2	0.1 ppm

Low Level Mercury Standards Preparation				
Final Concentration		Spiking Standard		
		Amount	Standard	Concentration
Calibration Standards:				
0.5 ppt		20 ul	HG ICAL	1.0 ppb
1.0 ppt		40 ul	HG ICAL	1.0 ppb
2 ppt		80 ul	HG ICAL	1.0 ppb
5 ppt		200 ul	HG ICAL	1.0 ppb
10 ppt		400 ul	HG ICAL	1.0 ppb
25 ppt		1000 ul	HG ICAL	1.0 ppb
ICV Preparation				
5 ppt		200 ul	HG ICV	1.0 ppb
CCV Preparation:				
5 ppt		200 ul	HG ICAL	1.0 ppb

SPIKING STANDARD DEFINITIONS

Elements	Ag	ICP-1	ICP-2A	ICPMS-1	ICPMS-2	HG-1	HG-2	HG ICAL	HG ICV	TCLP Spike I	TCLP Spike II
Ag	2.5 ppm			10ppm						100 ppm	
Al		100 ppm			1000ppm						100 ppm
As		100 ppm		10ppm						500 ppm	
Ba		100 ppm		10ppm						5000 ppm	
Be		2.5 ppm		10ppm							2.5 ppm
Cd		2.5 ppm		10ppm						100 ppm	
Ca			2500 ppm		1000ppm						
Co		25 ppm		10ppm							25 ppm
Cr		10 ppm		10ppm						500 ppm	
Cu		12.5 ppm		10ppm							12.5 ppm
Fe		50 ppm			1000ppm						50 ppm
Hg						0.1 ppm	0.1 ppm	1.0 ppb	1.0 ppb		
K			2500 ppm		1000ppm						
Mg			2500 ppm		1000ppm						
Mn		25 ppm		10ppm							25 ppm
Na			2500 ppm		1000ppm						
Ni		25 ppm		10ppm							25 ppm
Pb		25 ppm		10ppm						500 ppm	
Sb		25 ppm		10ppm							25 ppm
Se		100 ppm		10ppm						100 ppm	
Tl		100 ppm		10ppm							100 ppm
V		25 ppm		10ppm							25 ppm
Zn		25 ppm		10ppm							25 ppm
B		50 ppm		10ppm							50 ppm
Sr		50 ppm		10ppm							
Mo		50 ppm		10ppm							50 ppm
W		50 ppm		10ppm							
Sn		100 ppm		10ppm							100 ppm
Zr		50 ppm		10ppm							
Ti		50 ppm		10ppm							

TestAmerica North Canton
Revised 4/5/02
N:\Metals\Preplog.xls

DATE: 4-1-09

METALS PREPARATION REAGENTS/STANDARDS

Reagents and Standards listed on this form are used for the entire day's prep batches unless otherwise noted on the individual prep log.

REAGENT NAME	REAGENT NUMBER
1:1 HNO_3 (nitric acid)	9MR200
1:1 HCl (hydrochloric acid)	9MR156
HNO_3 (nitric acid)	9MR166
HCl (hydrochloric acid)	9MR179
$KMnO_4$ (potassium permanganate)	9MR181
$K_2S_2O_8$ (potassium persulfate)	9MR182
H_2O_2 (hydrogen peroxide)	9MR23
H_2SO_4 (sulfuric acid)	9MR174
HCl/HNO_3 (aqua regia)	9MR201

STANDARD NAME	STANDARD/LOT NUMBER
ICP-1	9C149
ICP-2A	9C130
RCRA	HPS0817707
non-RCRA	HPS 0831624
Ag	9C148
Hg	9D157
ICPMS-1	HPS0905503-A HPS0905504-B
ICPMS-2	

Waters

Hg time in the water bath (HB1) 11:10

Hg time out of the water bath (HB1) 1:10

Solids

Hg time in the water bath (HB1) 10:20

Hg time out of the water bath (HB1) 10:50

Times listed are for the waters and solids for that day unless otherwise noted.

All solid batches were weighed on balance number B030 unless otherwise noted.

Daily Batch Level II Lisa McGee

Test America North Canton
Revision Date: 4/4/08
N:\Metals/Reagent2.doc

DATE: 4-2-09

METALS PREPARATION REAGENTS/STANDARDS

Reagents and Standards listed on this form are used for the entire day's prep batches unless otherwise noted on the individual prep log.

REAGENT NAME	REAGENT NUMBER
1:1 HNO_3 (nitric acid)	9MR206
1:1 HCl (hydrochloric acid)	9MR156
HNO_3 (nitric acid)	9MR166
HCl (hydrochloric acid)	9MR179
$KMnO_4$ (potassium permanganate)	9MR181
$K_2S_2O_8$ (potassium persulfate)	9MR182
H_2O_2 (hydrogen peroxide)	9MR23
H_2SO_4 (sulfuric acid)	9MR174
HCl/HNO_3 (aqua regia)	9MR207

STANDARD NAME	STANDARD/LOT NUMBER
ICP-1	9C149
ICP-2A	9C130
RCRA	HPS0817707
non-RCRA	HPS0831624
Ag	9C148
Hg	9D158
ICPMS-1	HPS0905503-A HPS0905504-B
ICPMS-2	HPS0834003

Waters

Hg time in the water bath (HB1) 12:40

Hg time out of the water bath (HB1) 2:40

Solids

Hg time in the water bath (HB1) 10:05

Hg time out of the water bath (HB1) 10:35

Times listed are for the waters and solids for that day unless otherwise noted.

All solid batches were weighed on balance number B030 unless otherwise noted.

Daily Batch Level II Lisa McGee

Test America North Canton
Revision Date: 4/4/08
N:\Metals/Reagent2.doc

Hg Standard Curve Preparation Summary

Date: 4.2.09

Time In: 8:25

Time Out: 8:55

> SOLID

H2O

10:40

12:40

Standard Concentrations	Standard Numbers
S0	
0.2 ppb	
CRA - 0.2 ppb	
0.5 ppb	
1.0 ppb	STD 9D159
5.0 ppb	
10.0 ppb	
CCV - 5.0 ppb	
CCB	
ICV - 2.5 ppb	STD 9D158
ICB	

DATE: 4-3-09

METALS PREPARATION REAGENTS/STANDARDS

Reagents and Standards listed on this form are used for the entire day's prep batches unless otherwise noted on the individual prep log.

REAGENT NAME	REAGENT NUMBER
1:1 HNO_3 (nitric acid)	9MR208
1:1 HCl (hydrochloric acid)	9MR156
HNO_3 (nitric acid)	9MR193
HCl (hydrochloric acid)	9MR202
$KMnO_4$ (potassium permanganate)	9MR181
$K_2S_2O_8$ (potassium persulfate)	9MR182
H_2O_2 (hydrogen peroxide)	9MR23
H_2SO_4 (sulfuric acid)	9MR174
HCl/HNO_3 (aqua regia)	9MR209

STANDARD NAME	STANDARD/LOT NUMBER
ICP-1	9C149
ICP-2A	9C130
RCRA	HPS0817707
non-RCRA	HPS0831624
Ag	9C148
Hg	9D160
ICPMS-1	HPS0905503-A HPS0905504-B
ICPMS-2	———

Waters

Hg time in the water bath (HB1) 10:00

Hg time out of the water bath (HB1) 12:00

Solids

Hg time in the water bath (HB1) 12:05

Hg time out of the water bath (HB1) 12:35

Times listed are for the waters and solids for that day unless otherwise noted.

All solid batches were weighed on balance number B030 unless otherwise noted.

Daily Batch Level II Lisa McHale

Test America North Canton
Revision Date: 4/4/08
N:\Metals/Reagent2.doc

TestAmerica
THE LEADER IN ENVIRONMENTAL TESTING

GENERAL CHEMISTRY DATA

TestAmerica
THE LEADER IN ENVIRONMENTAL TESTING

SAMPLE DATA

Science Applications International Corp

Client Sample ID: SCFww-001-0004-WW

General Chemistry

Lot-Sample #...: A9C310174-002 **Work Order #...:** K9C69 **Matrix.....:** WG
Date Sampled...: 03/27/09 11:40 **Date Received..:** 03/28/09

PARAMETER	RESULT	RL	UNITS	METHOD	PREPARATION-ANALYSIS DATE	PREP BATCH #
Acid-soluble sulfide	ND	3.0	mg/L	SW846 9030B/9034	04/02/09	9092409
		Dilution Factor: 1				
Corrosivity	**7.5**		**No Units**	**SW846 9045A**	**03/28/09**	**9092120**
		Dilution Factor: 1				
Cyanide, Total	ND	0.010	mg/L	SW846 9012A	04/02/09	9092383
		Dilution Factor: 1				
Flashpoint	**>180**		**deg F**	**SW846 1010**	**04/06/09**	**9096411**
		Dilution Factor: 1				
Nitrate-Nitrite	**0.07 B**	**0.1**	**mg/L**	**MCAWW 353.2**	**04/09/09**	**9099475**
		Dilution Factor: 1				
Nitrocellulose	ND	0.50	mg/L	MCAWW 353.2	04/06-04/07/09	9096210
		Dilution Factor: 1				

NOTE(S):

RL Reporting Limit

B Estimated result. Result is less than RL.

Science Applications International Corp

Client Sample ID: SCFww-002-0005-WW

General Chemistry

Lot-Sample #...: A9C310174-003 **Work Order #...:** K9C7F **Matrix.....:** WG
Date Sampled...: 03/27/09 13:00 **Date Received..:** 03/28/09

PARAMETER	RESULT	RL	UNITS	METHOD	PREPARATION-ANALYSIS DATE	PREP BATCH #
Acid-soluble sulfide	ND	3.0	mg/L	SW846 9030B/9034	04/02/09	9092409
		Dilution Factor: 1				
Corrosivity	**8.2**		**No Units**	**SW846 9045A**	**03/28/09**	**9092120**
		Dilution Factor: 1				
Cyanide, Total	ND	0.010	mg/L	SW846 9012A	04/02/09	9092383
		Dilution Factor: 1				
Flashpoint	**>180**		**deg F**	**SW846 1010**	**04/08/09**	**9098463**
		Dilution Factor: 1				
Nitrate-Nitrite	**0.04 B**	**0.1**	**mg/L**	**MCAWW 353.2**	**04/09/09**	**9099475**
		Dilution Factor: 1				
Nitrocellulose	ND	0.50	mg/L	MCAWW 353.2	04/06-04/07/09	9096210
		Dilution Factor: 1				

NOTE(S):

RL Reporting Limit

B Estimated result. Result is less than RL.

Science Applications International Corp

Client Sample ID: SCFww-003-0006-WW

General Chemistry

Lot-Sample #...: A9C310174-004 **Work Order #...:** K9C7J **Matrix.....:** WG
Date Sampled...: 03/27/09 19:20 **Date Received..:** 03/28/09

PARAMETER	RESULT	RL	UNITS	METHOD	PREPARATION-ANALYSIS DATE	PREP BATCH #
Acid-soluble sulfide	ND	3.0	mg/L	SW846 9030B/9034	04/02/09	9092409
		Dilution Factor: 1				
Corrosivity	**7.8**		**No Units**	**SW846 9045A**	**03/28/09**	**9092120**
		Dilution Factor: 1				
Cyanide, Total	ND	0.010	mg/L	SW846 9012A	04/02/09	9092383
		Dilution Factor: 1				
Flashpoint	**>180**		**deg F**	**SW846 1010**	**04/08/09**	**9098463**
		Dilution Factor: 1				
Nitrate-Nitrite	ND	0.1	mg/L	MCAWW 353.2	04/09/09	9099475
		Dilution Factor: 1				
Nitrocellulose	ND	0.50	mg/L	MCAWW 353.2	04/06-04/07/09	9096210
		Dilution Factor: 1				

Science Applications International Corp

Client Sample ID: SCFmw-001-0008-WS

General Chemistry

Lot-Sample #...: A9C310174-006 **Work Order #...:** K9C7R **Matrix.....:** SO
Date Sampled...: 03/27/09 10:05 **Date Received..:** 03/28/09
% Moisture.....: 12

PARAMETER	RESULT	RL	UNITS	METHOD	PREPARATION-ANALYSIS DATE	PREP BATCH #
Acid-soluble sulfide	ND	34.1	mg/kg	SW846 9030B/9034	04/02/09	9092229
		Dilution Factor: 1				
Corrosivity	**8.2**		**No Units**	**SW846 9045C**	**03/31/09**	**9090392**
		Dilution Factor: 1				
Cyanide, Total	ND	0.57	mg/kg	SW846 9012A	04/01/09	9091434
		Dilution Factor: 1				
Flashpoint	**>180**		**deg F**	**SW846 1010**	**04/08/09**	**9098464**
		Dilution Factor: 1				
Nitrate/Nitrite as N	**0.6 B,J**	**1.1**	**mg/kg**	**MCAWW 353.2**	**04/08/09**	**9098476**
		Dilution Factor: 1				
Nitrocellulose	ND	5.7	mg/kg	MCAWW 353.2	04/03-04/07/09	9093414
		Dilution Factor: 1				
Percent Solids	**88.0**	**10.0**	**%**	**MCAWW 160.3 MOD**	**04/02-04/03/09**	**9092189**
		Dilution Factor: 1				

NOTE(S):

RL Reporting Limit

Results and reporting limits have been adjusted for dry weight.

B Estimated result. Result is less than RL.

J Method blank contamination. The associated method blank contains the target analyte at a reportable level.

Science Applications International Corp

Client Sample ID: SCFmw-002-0009-WS

General Chemistry

Lot-Sample #...: A9C310174-007 **Work Order #...:** K9C7W **Matrix.....:** SO
Date Sampled...: 03/27/09 14:57 **Date Received..:** 03/28/09
% Moisture.....: 20

PARAMETER	RESULT	RL	UNITS	METHOD	PREPARATION-ANALYSIS DATE	PREP BATCH #
Acid-soluble sulfide	ND	37.4	mg/kg	SW846 9030B/9034	04/02/09	9092229
		Dilution Factor: 1				
Corrosivity	**8.0**		**No Units**	**SW846 9045C**	**03/31/09**	**9090392**
		Dilution Factor: 1				
Cyanide, Total	ND	0.62	mg/kg	SW846 9012A	04/01/09	9091434
		Dilution Factor: 1				
Flashpoint	**>180**		**deg F**	**SW846 1010**	**04/08/09**	**9098464**
		Dilution Factor: 1				
Nitrate/Nitrite as N	**0.7 B,J**	**1.2**	**mg/kg**	**MCAWW 353.2**	**04/08/09**	**9098476**
		Dilution Factor: 1				
Nitrocellulose	ND	6.2	mg/kg	MCAWW 353.2	04/03-04/07/09	9093414
		Dilution Factor: 1				
Percent Solids	**80.2**	**10.0**	**%**	**MCAWW 160.3 MOD**	**04/02-04/03/09**	**9092189**
		Dilution Factor: 1				

NOTE(S):

RL Reporting Limit

Results and reporting limits have been adjusted for dry weight.

B Estimated result. Result is less than RL.

J Method blank contamination. The associated method blank contains the target analyte at a reportable level.

Science Applications International Corp

Client Sample ID: SCFmw-003-0010-WS

General Chemistry

Lot-Sample #...: A9C310174-008 **Work Order #...:** K9C71 **Matrix.....:** SO
Date Sampled...: 03/27/09 18:40 **Date Received..:** 03/28/09
% Moisture.....: 15

PARAMETER	RESULT	RL	UNITS	METHOD	PREPARATION-ANALYSIS DATE	PREP BATCH #
Acid-soluble sulfide	ND	35.5	mg/kg	SW846 9030B/9034	04/02/09	9092229
		Dilution Factor: 1				
Corrosivity	**7.8**		**No Units**	**SW846 9045C**	**03/31/09**	**9090392**
		Dilution Factor: 1				
Cyanide, Total	**0.31 B**	**0.59**	**mg/kg**	**SW846 9012A**	**04/01/09**	**9091434**
		Dilution Factor: 1				
Flashpoint	**>180**		**deg F**	**SW846 1010**	**04/08/09**	**9098464**
		Dilution Factor: 1				
Nitrate/Nitrite as N	**0.7 B,J**	**1.2**	**mg/kg**	**MCAWW 353.2**	**04/08/09**	**9098476**
		Dilution Factor: 1				
Nitrocellulose	ND	5.9	mg/kg	MCAWW 353.2	04/03-04/07/09	9093414
		Dilution Factor: 1				
Percent Solids	**84.6**	**10.0**	**%**	**MCAWW 160.3 MOD**	**04/02-04/03/09**	**9092189**
		Dilution Factor: 1				

NOTE(S):

RL Reporting Limit

Results and reporting limits have been adjusted for dry weight.

B Estimated result. Result is less than RL.

J Method blank contamination. The associated method blank contains the target analyte at a reportable level.

Science Applications International Corp

Client Sample ID: SCFmw-004-0011-WS

General Chemistry

Lot-Sample #...: A9C310174-009 **Work Order #...:** K9C72 **Matrix.....:** SO
Date Sampled...: 03/27/09 17:45 **Date Received..:** 03/28/09
% Moisture.....: 26

PARAMETER	RESULT	RL	UNITS	METHOD	PREPARATION-ANALYSIS DATE	PREP BATCH #
Acid-soluble sulfide	ND	40.7	mg/kg	SW846 9030B/9034	04/02/09	9092229
		Dilution Factor: 1				
Corrosivity	**8.0**		**No Units**	**SW846 9045C**	**03/31/09**	**9090392**
		Dilution Factor: 1				
Cyanide, Total	ND	0.68	mg/kg	SW846 9012A	04/01/09	9091434
		Dilution Factor: 1				
Flashpoint	**>180**		**deg F**	**SW846 1010**	**04/09/09**	**9099429**
		Dilution Factor: 1				
Nitrate/Nitrite as N	**0.8 B,J**	**1.4**	**mg/kg**	**MCAWW 353.2**	**04/08/09**	**9098476**
		Dilution Factor: 1				
Nitrocellulose	ND	6.8	mg/kg	MCAWW 353.2	04/03-04/07/09	9093414
		Dilution Factor: 1				
Percent Solids	**73.8**	**10.0**	**%**	**MCAWW 160.3 MOD**	**04/02-04/03/09**	**9092189**
		Dilution Factor: 1				

NOTE(S):

RL Reporting Limit

Results and reporting limits have been adjusted for dry weight.

B Estimated result. Result is less than RL.

J Method blank contamination. The associated method blank contains the target analyte at a reportable level.

Science Applications International Corp

Client Sample ID: SCFmw-004-0012-WS

General Chemistry

Lot-Sample #...: A9C310174-010 **Work Order #...:** K9C73 **Matrix.....:** SO
Date Sampled...: 03/27/09 18:13 **Date Received..:** 03/28/09
% Moisture.....: 27

PARAMETER	RESULT	RL	UNITS	METHOD	PREPARATION-ANALYSIS DATE	PREP BATCH #
Acid-soluble sulfide	ND	41.0	mg/kg	SW846 9030B/9034	04/02/09	9092229
		Dilution Factor: 1				
Corrosivity	**9.5**		**No Units**	**SW846 9045C**	**03/31/09**	**9090392**
		Dilution Factor: 1				
Cyanide, Total	ND	0.68	mg/kg	SW846 9012A	04/01/09	9091434
		Dilution Factor: 1				
Flashpoint	**>180**		**deg F**	**SW846 1010**	**04/09/09**	**9099429**
		Dilution Factor: 1				
Nitrate/Nitrite as N	**0.9 B,J**	**1.4**	**mg/kg**	**MCAWW 353.2**	**04/08/09**	**9098476**
		Dilution Factor: 1				
Nitrocellulose	ND	6.8	mg/kg	MCAWW 353.2	04/03-04/07/09	9093414
		Dilution Factor: 1				
Percent Solids	**73.2**	**10.0**	**%**	**MCAWW 160.3 MOD**	**04/02-04/03/09**	**9092189**
		Dilution Factor: 1				

NOTE(S):

RL Reporting Limit

Results and reporting limits have been adjusted for dry weight.

B Estimated result. Result is less than RL.

J Method blank contamination. The associated method blank contains the target analyte at a reportable level.

Science Applications International Corp

Client Sample ID: SCFmw-005-0013-WS

General Chemistry

Lot-Sample #...: A9C310174-011 **Work Order #...:** K9C76 **Matrix.....:** SO
Date Sampled...: 03/27/09 17:05 **Date Received..:** 03/28/09
% Moisture.....: 17

PARAMETER	RESULT	RL	UNITS	METHOD	PREPARATION-ANALYSIS DATE	PREP BATCH #
Acid-soluble sulfide	ND	36.1	mg/kg	SW846 9030B/9034	04/02/09	9092229
		Dilution Factor: 1				
Corrosivity	**6.1**		**No Units**	**SW846 9045C**	**03/31/09**	**9090392**
		Dilution Factor: 1				
Cyanide, Total	ND	0.60	mg/kg	SW846 9012A	04/01/09	9091434
		Dilution Factor: 1				
Flashpoint	**>180**		**deg F**	**SW846 1010**	**04/09/09**	**9099429**
		Dilution Factor: 1				
Nitrate/Nitrite as N	ND	1.2	mg/kg	MCAWW 353.2	04/08/09	9098476
		Dilution Factor: 1				
Nitrocellulose	ND	6.0	mg/kg	MCAWW 353.2	04/03-04/07/09	9093414
		Dilution Factor: 1				
Percent Solids	**83.2**	**10.0**	**%**	**MCAWW 160.3 MOD**	**04/02-04/03/09**	**9092189**
		Dilution Factor: 1				

NOTE(S):

RL Reporting Limit

Results and reporting limits have been adjusted for dry weight.

Science Applications International Corp

Client Sample ID: SCFmw-006-0014-WS

General Chemistry

Lot-Sample #...: A9C310174-012 **Work Order #...:** K9C77 **Matrix.....:** SO
Date Sampled...: 03/27/09 16:00 **Date Received..:** 03/28/09
% Moisture.....: 19

PARAMETER	RESULT	RL	UNITS	METHOD	PREPARATION-ANALYSIS DATE	PREP BATCH #
Acid-soluble sulfide	ND	37.1	mg/kg	SW846 9030B/9034	04/02/09	9092229
		Dilution Factor: 1				
Corrosivity	**8.3**		**No Units**	**SW846 9045C**	**03/31/09**	**9090392**
		Dilution Factor: 1				
Cyanide, Total	ND	0.62	mg/kg	SW846 9012A	04/01/09	9091434
		Dilution Factor: 1				
Flashpoint	**>180**		**deg F**	**SW846 1010**	**04/09/09**	**9099429**
		Dilution Factor: 1				
Nitrate/Nitrite as N	ND	1.2	mg/kg	MCAWW 353.2	04/08/09	9098476
		Dilution Factor: 1				
Nitrocellulose	ND	6.2	mg/kg	MCAWW 353.2	04/03-04/07/09	9093414
		Dilution Factor: 1				
Percent Solids	**80.9**	**10.0**	**%**	**MCAWW 160.3 MOD**	**04/02-04/03/09**	**9092273**
		Dilution Factor: 1				

NOTE(S):

RL Reporting Limit

Results and reporting limits have been adjusted for dry weight.

METHOD BLANK REPORT

General Chemistry

Client Lot #...: A9C310174 **Matrix.....:** SOLID

PARAMETER	RESULT	REPORTING LIMIT	UNITS	METHOD	PREPARATION-ANALYSIS DATE	PREP BATCH #
Acid-soluble sulfide		Work Order #: K9GGA1AA		MB Lot-Sample #:	A9D020000-229	
	ND	30.0	mg/kg	SW846 9030B/9034	04/02/09	9092229
		Dilution Factor: 1				
Cyanide, Total		Work Order #: K9FG21AA		MB Lot-Sample #:	A9D010000-434	
	ND	0.50	mg/kg	SW846 9012A	04/01/09	9091434
		Dilution Factor: 1				
Nitrate/Nitrite as N		Work Order #: K9R8F1AA		MB Lot-Sample #:	A9D080000-476	
	0.5 B	**1.0**	**mg/kg**	**MCAWW 353.2**	**04/08/09**	**9098476**
		Dilution Factor: 1				
Nitrocellulose		Work Order #: K9K511AA		MB Lot-Sample #:	G9D030000-414	
	ND	5.0	mg/kg	MCAWW 353.2	04/03-04/07/09	9093414
		Dilution Factor: 1				
Percent Solids		Work Order #: K9F8L1AA		MB Lot-Sample #:	A9D020000-189	
	ND	10.0	%	MCAWW 160.3 MOD	04/02-04/03/09	9092189
		Dilution Factor: 1				
Percent Solids		Work Order #: K9GQR1AA		MB Lot-Sample #:	A9D020000-273	
	ND	10.0	%	MCAWW 160.3 MOD	04/02-04/03/09	9092273
		Dilution Factor: 1				

NOTE(S):

Calculations are performed before rounding to avoid round-off errors in calculated results.

B Estimated result. Result is less than RL.

METHOD BLANK REPORT

General Chemistry

Client Lot #...: A9C310174 **Matrix.....:** WATER

PARAMETER	RESULT	REPORTING LIMIT	UNITS	METHOD	PREPARATION-ANALYSIS DATE	PREP BATCH #
Acid-soluble sulfide		Work Order #: K9HK21AA		MB Lot-Sample #:	A9D020000-409	
	ND	3.0	mg/L	SW846 9030B/9034	04/02/09	9092409
		Dilution Factor: 1				
Cyanide, Total		Work Order #: K9HDT1AA		MB Lot-Sample #:	A9D020000-383	
	0.0050 B	**0.010**	**mg/L**	**SW846 9012A**	**04/02/09**	**9092383**
		Dilution Factor: 1				
Nitrate-Nitrite		Work Order #: K9WND1AA		MB Lot-Sample #:	A9D090000-475	
	ND	0.1	mg/L	MCAWW 353.2	04/09/09	9099475
		Dilution Factor: 1				
Nitrocellulose		Work Order #: K9MGV1AA		MB Lot-Sample #:	G9D060000-210	
	ND	0.50	mg/L	MCAWW 353.2	04/06-04/07/09	9096210
		Dilution Factor: 1				

NOTE(S):

Calculations are performed before rounding to avoid round-off errors in calculated results.

B Estimated result. Result is less than RL.

LABORATORY CONTROL SAMPLE EVALUATION REPORT

General Chemistry

Client Lot #...: A9C310174 **Matrix.....:** SOLID

PARAMETER	PERCENT RECOVERY	RECOVERY LIMITS	METHOD	PREPARATION-ANALYSIS DATE	PREP BATCH #
Acid-soluble sulfide		Work Order #: K9GGA1AC	LCS Lot-Sample#: A9D020000-229		
	76	(70 - 130)	SW846 9030B/9034	04/02/09	9092229
		Dilution Factor: 1			
Corrosivity		Work Order #: K9DJ91AA	LCS Lot-Sample#: A9C310000-392		
	100	(97 - 103)	SW846 9045C	03/31/09	9090392
		Dilution Factor: 1			
Cyanide, Total		Work Order #: K9FG21AC	LCS Lot-Sample#: A9D010000-434		
	104	(80 - 120)	SW846 9012A	04/01/09	9091434
		Dilution Factor: 1			
Nitrate/Nitrite as N		Work Order #: K9R8F1AC	LCS Lot-Sample#: A9D080000-476		
	115	(85 - 115)	MCAWW 353.2	04/08/09	9098476
		Dilution Factor: 1			
Nitrocellulose		Work Order #: K9K511AC	LCS Lot-Sample#: G9D030000-414		
	72	(34 - 115)	MCAWW 353.2	04/03-04/07/09	9093414
		Dilution Factor: 1			

NOTE(S):

Calculations are performed before rounding to avoid round-off errors in calculated results.

LABORATORY CONTROL SAMPLE DATA REPORT

General Chemistry

Client Lot #...: A9C310174 **Matrix.....:** SOLID

PARAMETER	SPIKE AMOUNT	MEASURED AMOUNT	UNITS	PERCNT RECVRY	METHOD	PREPARATION-ANALYSIS DATE	PREP BATCH #
Acid-soluble sulfide			Work Order #: K9GGA1AC		LCS Lot-Sample#: A9D020000-229		
	76.9	58.2	mg/kg	76	SW846 9030B/9034	04/02/09	9092229
			Dilution Factor: 1				
Corrosivity			Work Order #: K9DJ91AA		LCS Lot-Sample#: A9C310000-392		
	8.5	8.5	No Units	100	SW846 9045C	03/31/09	9090392
			Dilution Factor: 1				
Cyanide, Total			Work Order #: K9FG21AC		LCS Lot-Sample#: A9D010000-434		
	37.8	39.4	mg/kg	104	SW846 9012A	04/01/09	9091434
			Dilution Factor: 1				
Nitrate/Nitrite as N			Work Order #: K9R8F1AC		LCS Lot-Sample#: A9D080000-476		
	100	120	mg/kg	115	MCAWW 353.2	04/08/09	9098476
			Dilution Factor: 1				
Nitrocellulose			Work Order #: K9K511AC		LCS Lot-Sample#: G9D030000-414		
	50.1	35.9	mg/kg	72	MCAWW 353.2	04/03-04/07/09	9093414
			Dilution Factor: 1				

NOTE(S):

Calculations are performed before rounding to avoid round-off errors in calculated results.

LABORATORY CONTROL SAMPLE EVALUATION REPORT

General Chemistry

Client Lot #...: A9C310174 **Matrix.....:** WATER

PARAMETER	PERCENT RECOVERY	RECOVERY LIMITS	METHOD	PREPARATION-ANALYSIS DATE	PREP BATCH #
Acid-soluble sulfide		Work Order #: K9HK21AC	LCS Lot-Sample#: A9D020000-409		
	81	(70 - 130)	SW846 9030B/9034	04/02/09	9092409
		Dilution Factor: 1			
Corrosivity		Work Order #: K9F3C1AA	LCS Lot-Sample#: A9D020000-120		
	99	(97 - 103)	SW846 9045A	03/28/09	9092120
		Dilution Factor: 1			
Cyanide, Total		Work Order #: K9HDT1AC	LCS Lot-Sample#: A9D020000-383		
	111	(80 - 120)	SW846 9012A	04/02/09	9092383
		Dilution Factor: 1			
Nitrate-Nitrite		Work Order #: K9WND1AC	LCS Lot-Sample#: A9D090000-475		
	104	(79 - 117)	MCAWW 353.2	04/09/09	9099475
		Dilution Factor: 1			
Nitrocellulose		Work Order #: K9MGV1AC	LCS Lot-Sample#: G9D060000-210		
	70	(26 - 144)	MCAWW 353.2	04/06-04/07/09	9096210
		Dilution Factor: 1			

NOTE(S):

Calculations are performed before rounding to avoid round-off errors in calculated results.

LABORATORY CONTROL SAMPLE DATA REPORT

General Chemistry

Client Lot #...: A9C310174 **Matrix.....:** WATER

PARAMETER	SPIKE AMOUNT	MEASURED AMOUNT	UNITS	PERCNT RECVRY	METHOD	PREPARATION-ANALYSIS DATE	PREP BATCH #
Acid-soluble sulfide			Work Order #: K9HK21AC		LCS Lot-Sample#: A9D020000-409		
	7.7	6.2	mg/L	81	SW846 9030B/9034	04/02/09	9092409
			Dilution Factor: 1				
Corrosivity			Work Order #: K9F3C1AA		LCS Lot-Sample#: A9D020000-120		
	8.5	8.4	No Units	99	SW846 9045A	03/28/09	9092120
			Dilution Factor: 1				
Cyanide, Total			Work Order #: K9HDT1AC		LCS Lot-Sample#: A9D020000-383		
	0.76	0.84	mg/L	111	SW846 9012A	04/02/09	9092383
			Dilution Factor: 1				
Nitrate-Nitrite			Work Order #: K9WND1AC		LCS Lot-Sample#: A9D090000-475		
	10	11	mg/L	104	MCAWW 353.2	04/09/09	9099475
			Dilution Factor: 1				
Nitrocellulose			Work Order #: K9MGV1AC		LCS Lot-Sample#: G9D060000-210		
	2.0	1.4	mg/L	70	MCAWW 353.2	04/06-04/07/09	9096210
			Dilution Factor: 1				

NOTE(S):

Calculations are performed before rounding to avoid round-off errors in calculated results.

MATRIX SPIKE SAMPLE EVALUATION REPORT

General Chemistry

Client Lot #...: A9C310174 **Matrix.....:** SOLID
Date Sampled...: 03/30/09 16:00 **Date Received..:** 03/30/09

PARAMETER	PERCENT RECOVERY	RECOVERY LIMITS	RPD	RPD LIMITS	METHOD	PREPARATION-ANALYSIS DATE	PREP BATCH #
						% Moisture.....: 7.9	
Cyanide, Total		WO#: K9A7Q1AV-MS/K9A7Q1AW-MSD				MS Lot-Sample #: A9C300153-001	
	70	(50 - 134)			SW846 9012A	04/01/09	9091433
	69	(50 - 134)	0.88	(0-20)	SW846 9012A	04/01/09	9091433
		Dilution Factor: 1					

NOTE(S):

Calculations are performed before rounding to avoid round-off errors in calculated results.

MATRIX SPIKE SAMPLE DATA REPORT

General Chemistry

Client Lot #...: A9C310174 **Matrix.....:** SOLID
Date Sampled...: 03/30/09 16:00 **Date Received..:** 03/30/09

PARAMETER	SAMPLE AMOUNT	SPIKE AMT	MEASRD AMOUNT	UNITS	PERCNT RECVRY	RPD	METHOD	PREPARATION-ANALYSIS DATE	PREP BATCH #
							% Moisture.....: 7.9		
Cyanide, Total			WO#: K9A7Q1AV-MS/K9A7Q1AW-MSD				MS Lot-Sample #: A9C300153-001		
	ND	2.0	1.4	mg/kg	70		SW846 9012A	04/01/09	9091433
	ND	2.0	1.4	mg/kg	69	0.88	SW846 9012A	04/01/09	9091433
			Dilution Factor: 1						

NOTE(S):

Calculations are performed before rounding to avoid round-off errors in calculated results.

MATRIX SPIKE SAMPLE EVALUATION REPORT

General Chemistry

Client Lot #...: A9C310174 **Matrix.....:** WATER
Date Sampled...: 03/24/09 **Date Received..:** 03/26/09

PARAMETER	PERCENT RECOVERY	RECOVERY LIMITS	RPD	RPD LIMITS	METHOD	PREPARATION-ANALYSIS DATE	PREP BATCH #
Acid-soluble sulfide		WO#: K88G61CE-MS/K88G61CF-MSD				MS Lot-Sample #: A9C270158-001	
	52	(27 - 124)			SW846 9030B/9034	04/02/09	9092409
	26 N,*	(27 - 124)	39	(0-20)	SW846 9030B/9034	04/02/09	9092409
		Dilution Factor: 1					
Cyanide, Total		WO#: K87G51AG-MS/K87G51AH-MSD				MS Lot-Sample #: A9C260264-002	
	94	(42 - 140)			SW846 9012A	04/02/09	9092382
	90	(42 - 140)	4.8	(0-20)	SW846 9012A	04/02/09	9092382
		Dilution Factor: 1					
Nitrate-Nitrite		WO#: K9GPX1DX-MS/K9GPX1D0-MSD				MS Lot-Sample #: A9D020199-001	
	115	(34 - 125)			MCAWW 353.2	04/09/09	9099475
	112	(34 - 125)	2.7	(0-20)	MCAWW 353.2	04/09/09	9099475
		Dilution Factor: 1					

NOTE(S):

Calculations are performed before rounding to avoid round-off errors in calculated results.

N Spiked analyte recovery is outside stated control limits.

* Relative percent difference (RPD) is outside stated control limits.

MATRIX SPIKE SAMPLE DATA REPORT

General Chemistry

Client Lot #...: A9C310174 **Matrix.....:** WATER
Date Sampled...: 03/24/09 **Date Received..:** 03/26/09

PARAMETER	SAMPLE AMOUNT	SPIKE AMT	MEASRD AMOUNT	UNITS	PERCNT RECVRY	RPD	METHOD	PREPARATION-ANALYSIS DATE	PREP BATCH #
Acid-soluble sulfide			WO#: K88G61CE-MS/K88G61CF-MSD				MS Lot-Sample #: A9C270158-001		
	2.2	7.7	6.2	mg/L	52		SW846 9030B/9	04/02/09	9092409
	2.2	7.7	4.2 N,*	mg/L	26	39	SW846 9030B/9	04/02/09	9092409
			Dilution Factor: 1						
Cyanide, Total			WO#: K87G51AG-MS/K87G51AH-MSD				MS Lot-Sample #: A9C260264-002		
	ND	0.040	0.038	mg/L	94		SW846 9012A	04/02/09	9092382
	ND	0.040	0.036	mg/L	90	4.8	SW846 9012A	04/02/09	9092382
			Dilution Factor: 1						
Nitrate-Nitrite			WO#: K9GPX1DX-MS/K9GPX1D0-MSD				MS Lot-Sample #: A9D020199-001		
	0.02	0.5	0.6	mg/L	115		MCAWW 353.2	04/09/09	9099475
	0.02	0.5	0.6	mg/L	112	2.7	MCAWW 353.2	04/09/09	9099475
			Dilution Factor: 1						

NOTE(S):

Calculations are performed before rounding to avoid round-off errors in calculated results.

N Spiked analyte recovery is outside stated control limits.

* Relative percent difference (RPD) is outside stated control limits.

MATRIX SPIKE SAMPLE EVALUATION REPORT

General Chemistry

Client Lot #...: A9C310174 **Matrix.....:** WG
Date Sampled...: 03/27/09 11:40 **Date Received..:** 03/28/09

PARAMETER	PERCENT RECOVERY	RECOVERY LIMITS	RPD	RPD LIMITS	METHOD	PREPARATION-ANALYSIS DATE	PREP BATCH #
Nitrocellulose		WO#: K9C691DE-MS/K9C691DF-MSD				MS Lot-Sample #: A9C310174-002	
	78	(26 - 144)			MCAWW 353.2	04/06-04/07/09	9096210
	58	(26 - 144)	30	(0-45)	MCAWW 353.2	04/06-04/07/09	9096210
		Dilution Factor: 1					

NOTE(S):

Calculations are performed before rounding to avoid round-off errors in calculated results.

MATRIX SPIKE SAMPLE DATA REPORT

General Chemistry

Client Lot #...: A9C310174 **Matrix.....:** WG
Date Sampled...: 03/27/09 11:40 **Date Received..:** 03/28/09

PARAMETER	SAMPLE AMOUNT	SPIKE AMT	MEASRD AMOUNT	UNITS	PERCNT RECVRY	RPD	METHOD	PREPARATION-ANALYSIS DATE	PREP BATCH #
Nitrocellulose			WO#: K9C691DE-MS/K9C691DF-MSD				MS Lot-Sample #: A9C310174-002		
	ND	2.0	1.6	mg/L	78		MCAWW 353.2	04/06-04/07/09	9096210
	ND	2.0	1.2	mg/L	58	30	MCAWW 353.2	04/06-04/07/09	9096210

Dilution Factor: 1

NOTE(S):

Calculations are performed before rounding to avoid round-off errors in calculated results.

MATRIX SPIKE SAMPLE EVALUATION REPORT

General Chemistry

Client Lot #...: A9C310174 **Matrix.....:** SO
Date Sampled...: 03/27/09 10:05 **Date Received..:** 03/28/09

PARAMETER	PERCENT RECOVERY	RECOVERY LIMITS	RPD	RPD LIMITS	METHOD	PREPARATION-ANALYSIS DATE	PREP BATCH #
Acid-soluble sulfide		WO#: K9C7R1E2-MS/K9C7R1E3-MSD				MS Lot-Sample #: A9C310174-006	
	76	(10 - 154)			SW846 9030B/9034	04/02/09	9092229
	60 *	(10 - 154)	23	(0-20)	SW846 9030B/9034	04/02/09	9092229
		Dilution Factor: 1					
Nitrate/Nitrite as N		WO#: K9C7R1FE-MS/K9C7R1FF-MSD				MS Lot-Sample #: A9C310174-006	
	118 N	(85 - 115)			MCAWW 353.2	04/08/09	9098476
	120 N	(85 - 115)	1.0	(0-20)	MCAWW 353.2	04/08/09	9098476
		Dilution Factor: 1					
Nitrocellulose		WO#: K9C7R1FA-MS/K9C7R1FC-MSD				MS Lot-Sample #: A9C310174-006	
	38	(34 - 115)			MCAWW 353.2	04/03-04/07/09	9093414
	32 N	(34 - 115)	18	(0-71)	MCAWW 353.2	04/03-04/07/09	9093414
		Dilution Factor: 1					

NOTE(S):

Calculations are performed before rounding to avoid round-off errors in calculated results.

N Spiked analyte recovery is outside stated control limits.

Results and reporting limits have been adjusted for dry weight.

* Relative percent difference (RPD) is outside stated control limits.

MATRIX SPIKE SAMPLE DATA REPORT

General Chemistry

Client Lot #...: A9C310174 **Matrix.....:** SO
Date Sampled...: 03/27/09 10:05 **Date Received..:** 03/28/09

PARAMETER	SAMPLE AMOUNT	SPIKE AMT	MEASRD AMOUNT	UNITS	PERCNT RECVRY	RPD	METHOD	PREPARATION-ANALYSIS DATE	PREP BATCH #
Acid-soluble sulfide			WO#: K9C7R1E2-MS/K9C7R1E3-MSD				MS Lot-Sample #: A9C310174-006		
	ND	87.4	66.1	mg/kg	76		SW846 9030B/9	04/02/09	9092229
	ND	87.4	52.4 *	mg/kg	60	23	SW846 9030B/9	04/02/09	9092229
			Dilution Factor: 1						
Nitrate/Nitrite as N			WO#: K9C7R1FE-MS/K9C7R1FF-MSD				MS Lot-Sample #: A9C310174-006		
	0.6	5.7	7.3 N	mg/kg	118		MCAWW 353.2	04/08/09	9098476
	0.6	5.7	7.4 N	mg/kg	120	1.0	MCAWW 353.2	04/08/09	9098476
			Dilution Factor: 1						
Nitrocellulose			WO#: K9C7R1FA-MS/K9C7R1FC-MSD				MS Lot-Sample #: A9C310174-006		
	ND	56.8	21.7	mg/kg	38		MCAWW 353.2	04/03-04/07/09	9093414
	ND	56.8	18.2 N	mg/kg	32	18	MCAWW 353.2	04/03-04/07/09	9093414
			Dilution Factor: 1						

NOTE(S):

Calculations are performed before rounding to avoid round-off errors in calculated results.

N Spiked analyte recovery is outside stated control limits.

Results and reporting limits have been adjusted for dry weight.

* Relative percent difference (RPD) is outside stated control limits.

SAMPLE DUPLICATE EVALUATION REPORT

General Chemistry

Client Lot #...: A9C310174 **Work Order #...:** K9C1D-SMP **Matrix.....:** WATER
K9C1D-DUP
Date Sampled...: 03/30/09 17:00 **Date Received..:** 03/31/09

PARAM	RESULT	DUPLICATE RESULT	UNITS	RPD	RPD LIMIT	METHOD	PREPARATION-ANALYSIS DATE	PREP BATCH #
Corrosivity						SD Lot-Sample #: A9C310150-001		
	7.5	7.5	No Units	0.13	(0-20)	SW846 9045C	03/31/09	9090391

Dilution Factor: 1

SAMPLE DUPLICATE EVALUATION REPORT

General Chemistry

Client Lot #...: A9C310174 **Work Order #...:** K9C77-SMP **Matrix.....:** SO
K9C77-DUP
Date Sampled...: 03/27/09 16:00 **Date Received..:** 03/28/09
% Moisture.....: 19

PARAM	RESULT	DUPLICATE RESULT	UNITS	RPD	RPD LIMIT	METHOD	PREPARATION-ANALYSIS DATE	PREP BATCH #
Corrosivity						SD Lot-Sample #: A9C310174-012		
	8.3	8.2	No Units	1.2	(0-20)	SW846 9045C	03/31/09	9090392

Dilution Factor: 1

SAMPLE DUPLICATE EVALUATION REPORT

General Chemistry

Client Lot #...: A9C310174 **Work Order #...:** K9C76-SMP **Matrix.....:** SO
K9C76-DUP
Date Sampled...: 03/27/09 17:05 **Date Received..:** 03/28/09
% Moisture.....: 17

PARAM	RESULT	DUPLICATE RESULT	UNITS	RPD	RPD LIMIT	METHOD	PREPARATION-ANALYSIS DATE	PREP BATCH #
Percent Solids						SD Lot-Sample #: A9C310174-011		
	83.2	82.0	%	1.5	(0-20)	MCAWW 160.3 MOD	04/02-04/03/09	9092189

Dilution Factor: 1

SAMPLE DUPLICATE EVALUATION REPORT

General Chemistry

Client Lot #...: A9C310174 **Work Order #...:** K9EL1-SMP **Matrix.....:** SOLID
K9EL1-DUP
Date Sampled...: 03/30/09 09:30 **Date Received..:** 04/01/09
% Moisture.....: 20

PARAM	RESULT	DUPLICATE RESULT	UNITS	RPD	RPD LIMIT	METHOD	PREPARATION-ANALYSIS DATE	PREP BATCH #
Percent Solids						SD Lot-Sample #: A9D010147-006		
	79.7	78.3	%	1.9	(0-20)	MCAWW 160.3 MOD	04/02-04/03/09	9092189

Dilution Factor: 1

SAMPLE DUPLICATE EVALUATION REPORT

General Chemistry

Client Lot #...: A9C310174 **Work Order #...:** K9DJ5-SMP **Matrix.....:** SOLID
K9DJ5-DUP
Date Sampled...: 03/30/09 13:20 **Date Received..:** 03/31/09
% Moisture.....: 15

PARAM	RESULT	DUPLICATE RESULT	UNITS	RPD	RPD LIMIT	METHOD	PREPARATION-ANALYSIS DATE	PREP BATCH #
Percent Solids						SD Lot-Sample #: A9C310222-003		
	85.2	85.6	%	0.46	(0-20)	MCAWW 160.3 MOD	04/02-04/03/09	9092273

Dilution Factor: 1

SAMPLE DUPLICATE EVALUATION REPORT

General Chemistry

Client Lot #...: A9C310174 **Work Order #...:** K9E6L-SMP **Matrix.....:** SOLID
K9E6L-DUP
Date Sampled...: 03/30/09 14:10 **Date Received..:** 04/01/09
% Moisture.....: 29

PARAM	RESULT	DUPLICATE RESULT	UNITS	RPD	RPD LIMIT	METHOD	PREPARATION-ANALYSIS DATE	PREP BATCH #
Percent Solids						SD Lot-Sample #: A9D010212-001		
	71.3	71.3	%	0.043	(0-20)	MCAWW 160.3 MOD	04/02-04/03/09	9092273

Dilution Factor: 1

SAMPLE DUPLICATE EVALUATION REPORT

General Chemistry

Client Lot #...: A9C310174 **Work Order #...:** K9E7D-SMP **Matrix.....:** SOLID
K9E7D-DUP
Date Sampled...: 03/30/09 14:20 **Date Received..:** 04/01/09
% Moisture.....: 32

PARAM	RESULT	DUPLICATE RESULT	UNITS	RPD	RPD LIMIT	METHOD	PREPARATION-ANALYSIS DATE	PREP BATCH #
Percent Solids						SD Lot-Sample #: A9D010213-004		
	68.5	66.4	%	3.1	(0-20)	MCAWW 160.3 MOD	04/02-04/03/09	9092273

Dilution Factor: 1

SAMPLE DUPLICATE EVALUATION REPORT

General Chemistry

Client Lot #...: A9C310174 **Work Order #...:** K8843-SMP **Matrix.....:** WATER
K8843-DUP
Date Sampled...: 03/25/09 15:00 **Date Received..:** 03/27/09

PARAM	RESULT	DUPLICATE RESULT	UNITS	RPD	RPD LIMIT	METHOD	PREPARATION-ANALYSIS DATE	PREP BATCH #
Flashpoint						SD Lot-Sample #: A9C270249-001		
	>180	>180	deg F	0.0	(0-20)	SW846 1010	04/06/09	9096411

Dilution Factor: 1

SAMPLE DUPLICATE EVALUATION REPORT

General Chemistry

Client Lot #...: A9C310174 **Work Order #...:** K9HLE-SMP **Matrix.....:** WASTE
K9HLE-DUP
Date Sampled...: 03/30/09 15:00 **Date Received..:** 04/02/09

PARAM	RESULT	DUPLICATE RESULT	UNITS	RPD	RPD LIMIT	METHOD	PREPARATION-ANALYSIS DATE	PREP BATCH #
Flashpoint						SD Lot-Sample #: A9D020298-001		
	>180	>180	deg F	0.0	(0-20)	SW846 1010	04/06/09	9096411

Dilution Factor: 1

SAMPLE DUPLICATE EVALUATION REPORT

General Chemistry

Client Lot #...: A9C310174 **Work Order #...:** K9C7F-SMP **Matrix.....:** WG
K9C7F-DUP
Date Sampled...: 03/27/09 13:00 **Date Received..:** 03/28/09

PARAM	RESULT	DUPLICATE RESULT	UNITS	RPD	RPD LIMIT	METHOD	PREPARATION-ANALYSIS DATE	PREP BATCH #
Flashpoint						SD Lot-Sample #: A9C310174-003		
	>180	>180	deg F	0.0	(0-20)	SW846 1010	04/08/09	9098463
		Dilution Factor: 1						
Corrosivity						SD Lot-Sample #: A9C310174-003		
	8.2	8.3	No Units	0.36	(0-20)	SW846 9045A	03/28/09	9092120
		Dilution Factor: 1						

SAMPLE DUPLICATE EVALUATION REPORT

General Chemistry

Client Lot #...: A9C310174 **Work Order #...:** K9C7R-SMP **Matrix.....:** SO
K9C7R-DUP
Date Sampled...: 03/27/09 10:05 **Date Received..:** 03/28/09
% Moisture.....: 12

PARAM	RESULT	DUPLICATE RESULT	UNITS	RPD	RPD LIMIT	METHOD	PREPARATION-ANALYSIS DATE	PREP BATCH #
Flashpoint						SD Lot-Sample #: A9C310174-006		
	>180	>180	deg F	0.0	(0-20)	SW846 1010	04/08/09	9098464

Dilution Factor: 1

SAMPLE DUPLICATE EVALUATION REPORT

General Chemistry

Client Lot #...: A9C310174 **Work Order #...:** K9C72-SMP **Matrix.....:** SO
K9C72-DUP
Date Sampled...: 03/27/09 17:45 **Date Received..:** 03/28/09
% Moisture.....: 26

PARAM	RESULT	DUPLICATE RESULT	UNITS	RPD	RPD LIMIT	METHOD	PREPARATION-ANALYSIS DATE	PREP BATCH #
Flashpoint						SD Lot-Sample #: A9C310174-009		
	>180	>180	deg F	0.0	(0-20)	SW846 1010	04/09/09	9099429

Dilution Factor: 1

TestAmerica
THE LEADER IN ENVIRONMENTAL TESTING

SUPPORTIVE RAW DATA

TestAmerica, North Canton

General Chemistry Data Review Checklist

Parameter(s): Cyanide

Batch(es): 909432/3/4

Method #/SOP#: 9012A

Review Items	Level II Review			Level III Review		
	YES	NO	N/A	YES	NO	N/A
A. Initial Calibration						
1. Initial calibration correlation coefficient ≥ 0.995?	✓			X		
2. Calibration curve consist of the minimum number of calibration standards?	✓			X		
3. ICV analyzed at immediately after calibration and within control limits ? (90-110%)	✓			X		
4. ICB analyzed immediately after ICV and within criteria (± RL)?	✓			X		
B. Continuing Calibration						
1. CCV analyzed every 10 samples, at end of sequence and within criteria?	✓			X		
2. CCB analyzed every 10 samples, at end of sequence & within criteria (±RL)?	✓			X		
C. Sample Results						
1. Were samples with concentrations > the linear range diluted and reanalyzed ?			✓			X
2. All reported results bracketed by in control QC ?	✓			X		
3. Sample analyses done within holding time ?	✓			X		
D. Quality Control						
1. LCS per prep batch and within QC limits ? *(LCSD, where applicable)*	✓			X		
2. Method blank done per prep batch and < RL. Method blank RL supports the lowest RL reported for the batch?	✓			X		
3. MS/MSD run at required frequency and evaluated? MS/MSD reported properly and calculated correctly? BR 4/1/9	✓		X	X		
4. Duplicate samples run at required frequency (duplicate sample performed per matrix encountered)?			✓			X
E. Titrant						
1. Titrant standardized?			✓			X
2. If no, standardization expires						
F. Other						
1. Are all nonconformances documented appropriately (NCM or narrative)?			✓			X
2. Calculations checked for error ?			✓			X
3. Transcriptions checked for error ?	✓			X		
4. All client/project specific requirements met ?	✓			X		
5. Date/time of preparation and analysis verified as correct ?	✓			X		
6. Units verified as correct?	✓			X		
7. Dilutions have been properly applied and RL's adjusted appropriately?			✓			X
8. SOP followed?	✓			X		
9. Calculations checked at minimum frequency (at least 20%, 100% for QC)?			✓			X
10. All reagent and standard numbers recorded in logbook?	✓			X		
11. Edits dated and initialed	✓			X		

Comment on any "NO" response(s):

Level I reviewer: Ben Bar Date: 4/1/9

Level II Reviewer: Melissa A. Fuller Date: 4/2/09

N:\Inorganics\spreadsheets2\Use This Wet Chem_Level I.doc
Corporate Policy, QA-012
Revision date: 08/25/00

TestAmerica
Konelab 250

Date : 2009-04-01
Time : 18.04

Test CN 9012A 3
Unit mg/l

Sample ID:	Result	Resp.	Dilut	Man.dilut	Date and Time
CCV-CN	0.0943	0.083			2009-04-01 15.39
CCB-CN	0.0000	0.002			2009-04-01 15.39
ICV	0.0999	0.088			2009-04-01 15.39
ICB	0.0002	0.002			2009-04-01 15.39
MRL	0.0045	0.006			2009-04-01 15.39
CCV-CN	0.1019	0.090			2009-04-01 15.40
CCB-CN	-0.0004	0.002			2009-04-01 15.40
CCV-CN	0.0951	0.084			2009-04-01 16.18
CCB-CN	0.0001	0.002			2009-04-01 16.18
BLANK - S	-0.0038	0.002		1+49.0	2009-04-01 16.18
LCS - S 10X	39.4495	0.070		1+499.0	2009-04-01 16.18
K9DEX	0.4895	0.010		1+49.0	2009-04-01 16.18
K9DE0	0.0035	0.002		1+49.0	2009-04-01 16.18
K9DF7	0.0189	0.002		1+49.0	2009-04-01 16.18
K894W	0.0220	0.002		1+49.0	2009-04-01 16.18
K9A7Q	0.0254	0.002		1+49.0	2009-04-01 16.18
K9A7Q MS	1.4247	0.027		1+49.0	2009-04-01 16.19
K9A7Q MSD	1.4122	0.026		1+49.0	2009-04-01 16.19
CCV-CN	0.0957	0.084			2009-04-01 16.24
CCB-CN	-0.0001	0.002			2009-04-01 16.24
K9C7R	0.0648	0.003		1+49.0	2009-04-01 16.24
K9C7W	0.0361	0.003		1+49.0	2009-04-01 16.24
K9C71	0.2587	0.006		1+49.0	2009-04-01 16.24
K9C72	0.0066	0.002		1+49.0	2009-04-01 16.24
K9C73	0.0130	0.002		1+49.0	2009-04-01 16.24
K9C76	0.0334	0.003		1+49.0	2009-04-01 16.24
K9C77	0.0317	0.003		1+49.0	2009-04-01 16.24
CCV-CN	0.0950	0.084			2009-04-01 16.29
CCB-CN	-0.0000	0.002			2009-04-01 16.29
LOW 2	0.0235	0.022			2009-04-01 16.29
CCV-CN	0.0966	0.085			2009-04-01 16.31
CCB-CN	-0.0002	0.002			2009-04-01 16.31
CCV-CN	0.0998	0.088			2009-04-01 16.44
CCB-CN	-0.0002	0.002			2009-04-01 16.44
CCV-CN	0.0982	0.086			2009-04-01 17.03
CCB-CN	-0.0002	0.002			2009-04-01 17.04
K9DF4	0.5684	0.012		1+49.0	2009-04-01 17.04
CCV-CN	0.0995	0.088			2009-04-01 17.05
CCB-CN	-0.0000	0.002			2009-04-01 17.05
CCV-CN	0.0957	0.084			2009-04-01 18.01
CCB-CN	0.0003	0.002			2009-04-01 18.01
HIGH D	0.0958	0.084			2009-04-01 18.01
CCV-CN	0.0931	0.082			2009-04-01 18.03
CCB-CN	-0.0000	0.002			2009-04-01 18.03

TestAmerica
Konelab 250
Wet Chemistry

01.04.2009 18:04

Test: CN 9012A 3

Sample Id	Result	Dil. 1 +	Response	Errors
CCV-CN	0.0943	0.0	0.083	
CCB-CN	0.0000	0.0	0.002	
ICV	0.0999	0.0	0.088	
ICB	0.0002	0.0	0.002	
MRL	0.0045	0.0	0.006	
CCV-CN	0.1019	0.0	0.090	
CCB-CN	-0.0004	0.0	0.002	
CCV-CN	0.0951	0.0	0.084	
CCB-CN	0.0001	0.0	0.002	
BLANK - S	-0.0038	0.0	0.002	
LCS - S 10X	39.4495	0.0	0.070	
K9DEX	0.4895	0.0	0.010	
K9DE0	0.0035	0.0	0.002	
K9DF4	0.5151	0.0	0.011	
K9DF7	0.0189	0.0	0.002	
K894W	0.0220	0.0	0.002	
K9A7Q	0.0254	0.0	0.002	
K9A7Q MS	1.4247	0.0	0.027	
K9A7Q MSD	1.4122	0.0	0.026	
CCV-CN	0.0957	0.0	0.084	
CCB-CN	-0.0001	0.0	0.002	
K9C7R	0.0648	0.0	0.003	
K9C7W	0.0361	0.0	0.003	
K9C71	0.2587	0.0	0.006	
K9C72	0.0066	0.0	0.002	
K9C73	0.0130	0.0	0.002	
K9C76	0.0334	0.0	0.003	
K9C77	0.0317	0.0	0.003	
K9C77 MS	1.9796	0.0	0.036	
K9C77 MSD	1.0073	0.0	0.019	
HIGH 1	0.0697	0.0	0.062	
CCV-CN	0.0950	0.0	0.084	
CCB-CN	-0.0000	0.0	0.002	
HIGH 2	0.0097	0.0	0.010	
HIG 3	0.0784	0.0	0.069	
LOW 1	0.0198	0.0	0.019	
LOW 2	0.0235	0.0	0.022	
LOW 3	0.0207	0.0	0.020	
LOW 4	0.0029	0.0	0.004	
CCV-CN	0.0966	0.0	0.085	
CCB-CN	-0.0002	0.0	0.002	
HIGH 1	0.0757	0.0	0.067	
HIG 3	0.0816	0.0	0.072	
CCV-CN	0.0998	0.0	0.088	
CCB-CN	-0.0002	0.0	0.002	
CCV-CN	0.0982	0.0	0.086	
CCB-CN	-0.0002	0.0	0.002	
K9DF4	0.5684	0.0	0.012	
CCV-CN	0.0995	0.0	0.088	
CCB-CN	-0.0000	0.0	0.002	
CCV-CN	0.0957	0.0	0.084	
CCB-CN	0.0003	0.0	0.002	
HIGH A	0.0947	0.0	0.083	
HIGH B	0.0753	0.0	0.067	
HIGH C	0.0559	0.0	0.050	

TestAmerica
Konelab 250
Wet Chemistry

01.04.2009 18:04

Test: CN 9012A 3

Sample Id	Result	Dil. 1 +	Response	Errors
HIGH D	0.0958	0.0	0.084	
CCV-CN	0.0931	0.0	0.082	
CCB-CN	-0.0000	0.0	0.002	

N	36
Mean	1.3379
SD	6.55034
CV%	489.59

TestAmerica, North Canton
Cyanide Reagent Sheet

Date: 4/1/2009

BR

	Reagent Name	Reagent Number
	50/50 vol/vol Sulfuric	WR90376
	Na OH	WR90141
	Magnesium Chloride	WR90349
	Sulfamic Acid	WR90359
	Sulfuric Acid	WR90377
	Ottawa Sand	WR70439
	Chloromine T	LOT 1014424
	Phosphate Buffer	LOT. 1014081
	Pyridine	LOT. 1014074
	Calcium Hypochlorite	WR90185
A	Ascorbic Acid	WR81445
A	Zinc Acetate	WR81479
F	Sodium Acetate	WR91067
F	Methyl Red	WR91068
F		WR81523

Cadmium carbonate: Sigma-Aldrich batch # 07402KC exp: 1/2/13

Conc.	Standard #	prep date	exp date
10ppm p	CY9074	3/27/2009	4/3/2009
.2ppm cal	CY9075	3/27/2009	4/3/2009
.1ppm ccv	CY9076	3/27/2009	4/3/2009
.005ppm mrl	CY9077	3/27/2009	4/3/2009
10ppm s	CY9078	3/27/2009	4/3/2009
1ppm ms/msd	CY9079	3/27/2009	4/3/2009
.1ppm icv	CY9080	3/27/2009	4/3/2009
	P149-502 TV=0.545mg/L		
LCS ERA	P143-502 TV=.660MG/L	27.25mg/kg	
LCS 2 ml 1ppm s	tv=0.04 mg/L or 2.0 mg/kg		

MS/MSD: 2 ml 1ı 1g Sample + 50 ml DI tv=2.0 mg/kg

	P138-502 TV=.370mg/l	
LCS ERA	P149-502 TV=0.545mg/L	18.5mg/kg
LCS ERA	P156-502 TV=.757mg/l	27.25mg/kg
LCS ERA		37.85 mg/kg

Barbituric acid lot. 1010702

TestAmerica
Konelab 250
Wet Chemistry

01.04.2009 16:47

Test CN 9012A 3

Accepted 01.04.2009 11:21

Factor 1.163
Bias 0.002

Coeff. of det. 0.999962

Errors

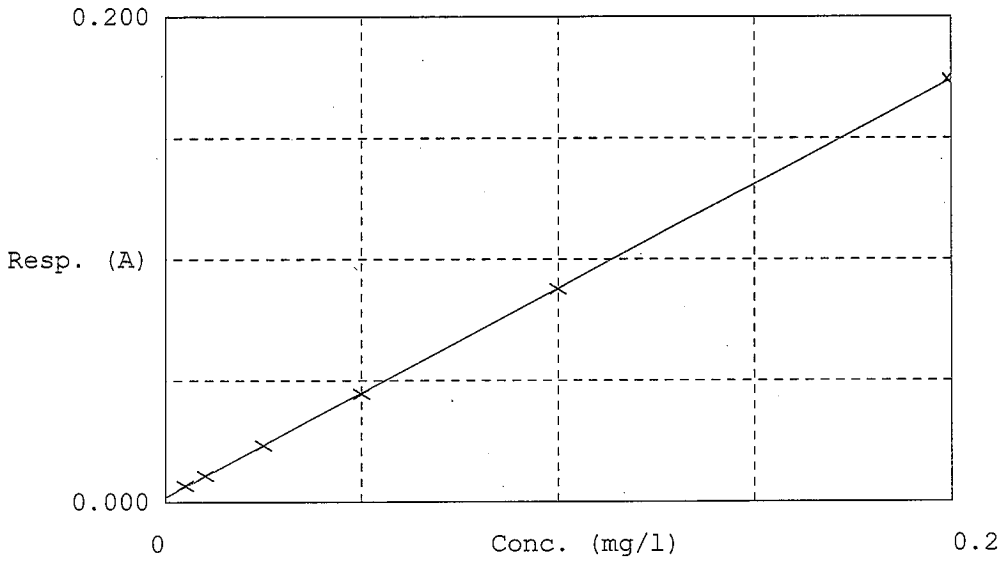

	Calibrator	Response	Calc. con.	Conc.	Errors
1	CN-0.2	0.007	0.00555	0.00500	
2	CN-0.2	0.011	0.01031	0.01000	
3	CN-0.2	0.023	0.02477	0.02500	
4	CN-0.2	0.044	0.04940	0.05000	
5	CN-0.2	0.088	0.09964	0.10000	
6	CN-0.2	0.174	0.20033	0.20000	

TESTAMERICA, NORTH CANTON
CYANIDE DISTILLATION LOGSHEET

Prep/Anal Date 4/1/9 Analyst(s) BL Batch 909432/3/4

LCS No P156-502 MS/MSD No C99079 MS Prep Date 3/27/9

Start Time 2:40 End Time 3:40 Cool Down Time 15min

Sample	Type T	C	F	pH >12	S	Cl2	Sample Volume (g)	Final Volume (mL)	Comments
BLANK 10X	T	C	F	X	X	X	1.0 g	50 ml	
LCS-S 10X	T	C	F	X	X	X	1.0 g	50 ml	TV = 37.85mg/kg
K9DEX	T	C	F	X	X	X	1.0 g	50 ml	
K9DE0	T	C	F	X	X	X	1.0 g	50 ml	
K9DF4	T	C	F	X	X	X	1.0 g	50 ml	
K9DF7	T	C	F	X	X	X	1.0 g	50 ml	
K894W	T	C	F	X	X	X	1.0 g	50 ml	
K9A7Q	T	C	F	X	X	X	1.0 g	50 ml	
K9A7Q MS	T	C	F	X	X	X	1.0 g	50 ml	2mg/kg = 2ml 1ppm 2°
K9A7Q MSD	T	C	F	X	X	X	1.0 g	50 ml	
K9C7R	T	C	F	X	X	X	1.0 g	50 ml	
K9C7W	T	C	F	X	X	X	1.0 g	50 ml	
K9C71	T	C	F	X	X	X	1.0 g	50 ml	
K9C72	T	C	F	X	X	X	1.0 g	50 ml	
K9C73	T	C	F	X	X	X	1.0 g	50 ml	
K9C76	T	C	F	X	X	X	1.0 g	50 ml	
K9C77	T	C	F	X	X	X	1.0 g	50 ml	
K9C77 MS	T	C	F	X	X	X	1.0 g	50 ml	2mg/kg = 2ml 1ppm 2°
K9C77 MSD	T	C	F	X	X	X	1.0 g	50 ml	
High 1	T	C	F	X	X	X	1.0 g	50 ml	
High 2	T	C	F	X	X	X	1.0 g	50 ml	.1mg/L = .5ml 10ppm 1°
High 3	T	C	F	X	X	X	1.0 g	50 ml	
Low 1	T	C	F	X	X	X	1.0 g	50 ml	
Low 2	T	C	F	X	X	X	1.0 g	50 ml	.025mg/L = .125ml 10ppm 1°
Low 3	T	C	F	X	X	X	1.0 g	50 ml	
Low 4	T	C	F	X	X	X	1.0 g	50 ml	

Type: T = Total C = Chlorinated F = Free

S and Cl2 Column – a check mark in these columns indicates the sample was checked for this interference. If the interference is present, the analyst will address this in the comments section.

N:\QAQC\LAB_FORM\Wet Chem CN Distillation Log.doc Revision 0, 06/01/01 DJL

TestAmerica, North Canton

General Chemistry Data Review Checklist

Parameter(s): Cyanide

Batch(es): 909432/3/4

Method #/SOP#: 9012A

Review Items	Level II Review			Level III Review		
	YES	NO	N/A	YES	NO	N/A
A. Initial Calibration						
1. Initial calibration correlation coefficient ≥ 0.995?	✓			X		
2. Calibration curve consist of the minimum number of calibration standards?	✓			X		
3. ICV analyzed at immediately after calibration and within control limits ? (90-110%)	✓			X		
4. ICB analyzed immediately after ICV and within criteria (± RL)?	✓			X		
B. Continuing Calibration						
1. CCV analyzed every 10 samples, at end of sequence and within criteria?	✓			X		
2. CCB analyzed every 10 samples, at end of sequence & within criteria (±RL)?	✓			X		
C. Sample Results						
1. Were samples with concentrations > the linear range diluted and reanalyzed ?			✓			X
2. All reported results bracketed by in control QC ?	✓			X		
3. Sample analyses done within holding time ?	✓			X		
D. Quality Control						
1. LCS per prep batch and within QC limits ? *(LCSD, where applicable)*	✓			X		
2. Method blank done per prep batch and < RL. Method blank RL supports the lowest RL reported for the batch?	✓			X		
3. MS/MSD run at required frequency and evaluated? MS/MSD reported properly and calculated correctly? BR 4/1/9	✓		X	X		
4. Duplicate samples run at required frequency (duplicate sample performed per matrix encountered)?			✓			X
E. Titrant						
1. Titrant standardized?			✓			X
2. If no, standardization expires						
F. Other						
1. Are all nonconformances documented appropriately (NCM or narrative)?			✓			X
2. Calculations checked for error ?			✓			X
3. Transcriptions checked for error ?	✓			X		
4. All client/project specific requirements met ?	✓			X		
5. Date/time of preparation and analysis verified as correct ?	✓			X		
6. Units verified as correct?	✓			X		
7. Dilutions have been properly applied and RL's adjusted appropriately?			✓			X
8. SOP followed?	✓			X		
9. Calculations checked at minimum frequency (at least 20%, 100% for QC)?			✓			X
10. All reagent and standard numbers recorded in logbook?	✓			X		
11. Edits dated and initialed	✓			X		

Comment on any "NO" response(s):

Level I reviewer: Ben Bar Date: 4/1/9

Level II Reviewer: Melissa A. Fuller Date: 4/2/09

N:\Inorganics\spreadsheets2\Use This Wet Chem_Level I.doc
Corporate Policy, QA-012
Revision date: 08/25/00

TestAmerica
Konelab 250

Date : 2009-04-01
Time : 18.04

Test CN 9012A 3
Unit mg/l

Sample ID:	Result	Resp.	Dilut	Man.dilut	Date and Time
CCV-CN	0.0943	0.083			2009-04-01 15.39
CCB-CN	0.0000	0.002			2009-04-01 15.39
ICV	0.0999	0.088			2009-04-01 15.39
ICB	0.0002	0.002			2009-04-01 15.39
MRL	0.0045	0.006			2009-04-01 15.39
CCV-CN	0.1019	0.090			2009-04-01 15.40
CCB-CN	-0.0004	0.002			2009-04-01 15.40
CCV-CN	0.0951	0.084			2009-04-01 16.18
CCB-CN	0.0001	0.002			2009-04-01 16.18
BLANK - S	-0.0038	0.002		1+49.0	2009-04-01 16.18
LCS - S 10X	39.4495	0.070		1+499.0	2009-04-01 16.18
K9DEX	0.4895	0.010		1+49.0	2009-04-01 16.18
K9DE0	0.0035	0.002		1+49.0	2009-04-01 16.18
K9DF7	0.0189	0.002		1+49.0	2009-04-01 16.18
K894W	0.0220	0.002		1+49.0	2009-04-01 16.18
K9A7Q	0.0254	0.002		1+49.0	2009-04-01 16.18
K9A7Q MS	1.4247	0.027		1+49.0	2009-04-01 16.19
K9A7Q MSD	1.4122	0.026		1+49.0	2009-04-01 16.19
CCV-CN	0.0957	0.084			2009-04-01 16.24
CCB-CN	-0.0001	0.002			2009-04-01 16.24
K9C7R	0.0648	0.003		1+49.0	2009-04-01 16.24
K9C7W	0.0361	0.003		1+49.0	2009-04-01 16.24
K9C71	0.2587	0.006		1+49.0	2009-04-01 16.24
K9C72	0.0066	0.002		1+49.0	2009-04-01 16.24
K9C73	0.0130	0.002		1+49.0	2009-04-01 16.24
K9C76	0.0334	0.003		1+49.0	2009-04-01 16.24
K9C77	0.0317	0.003		1+49.0	2009-04-01 16.24
CCV-CN	0.0950	0.084			2009-04-01 16.29
CCB-CN	-0.0000	0.002			2009-04-01 16.29
LOW 2	0.0235	0.022			2009-04-01 16.29
CCV-CN	0.0966	0.085			2009-04-01 16.31
CCB-CN	-0.0002	0.002			2009-04-01 16.31
CCV-CN	0.0998	0.088			2009-04-01 16.44
CCB-CN	-0.0002	0.002			2009-04-01 16.44
CCV-CN	0.0982	0.086			2009-04-01 17.03
CCB-CN	-0.0002	0.002			2009-04-01 17.04
K9DF4	0.5684	0.012		1+49.0	2009-04-01 17.04
CCV-CN	0.0995	0.088			2009-04-01 17.05
CCB-CN	-0.0000	0.002			2009-04-01 17.05
CCV-CN	0.0957	0.084			2009-04-01 18.01
CCB-CN	0.0003	0.002			2009-04-01 18.01
HIGH D	0.0958	0.084			2009-04-01 18.01
CCV-CN	0.0931	0.082			2009-04-01 18.03
CCB-CN	-0.0000	0.002			2009-04-01 18.03

TestAmerica
Konelab 250
Wet Chemistry

01.04.2009 18:04

Test: CN 9012A 3

Sample Id	Result	Dil. 1 +	Response	Errors
CCV-CN	0.0943	0.0	0.083	
CCB-CN	0.0000	0.0	0.002	
ICV	0.0999	0.0	0.088	
ICB	0.0002	0.0	0.002	
MRL	0.0045	0.0	0.006	
CCV-CN	0.1019	0.0	0.090	
CCB-CN	-0.0004	0.0	0.002	
CCV-CN	0.0951	0.0	0.084	
CCB-CN	0.0001	0.0	0.002	
BLANK - S	-0.0038	0.0	0.002	
LCS - S 10X	39.4495	0.0	0.070	
K9DEX	0.4895	0.0	0.010	
K9DE0	0.0035	0.0	0.002	
K9DF4	0.5151	0.0	0.011	
K9DF7	0.0189	0.0	0.002	
K894W	0.0220	0.0	0.002	
K9A7Q	0.0254	0.0	0.002	
K9A7Q MS	1.4247	0.0	0.027	
K9A7Q MSD	1.4122	0.0	0.026	
CCV-CN	0.0957	0.0	0.084	
CCB-CN	-0.0001	0.0	0.002	
K9C7R	0.0648	0.0	0.003	
K9C7W	0.0361	0.0	0.003	
K9C71	0.2587	0.0	0.006	
K9C72	0.0066	0.0	0.002	
K9C73	0.0130	0.0	0.002	
K9C76	0.0334	0.0	0.003	
K9C77	0.0317	0.0	0.003	
K9C77 MS	1.9796	0.0	0.036	
K9C77 MSD	1.0073	0.0	0.019	
HIGH 1	0.0697	0.0	0.062	
CCV-CN	0.0950	0.0	0.084	
CCB-CN	-0.0000	0.0	0.002	
HIGH 2	0.0097	0.0	0.010	
HIG 3	0.0784	0.0	0.069	
LOW 1	0.0198	0.0	0.019	
LOW 2	0.0235	0.0	0.022	
LOW 3	0.0207	0.0	0.020	
LOW 4	0.0029	0.0	0.004	
CCV-CN	0.0966	0.0	0.085	
CCB-CN	-0.0002	0.0	0.002	
HIGH 1	0.0757	0.0	0.067	
HIG 3	0.0816	0.0	0.072	
CCV-CN	0.0998	0.0	0.088	
CCB-CN	-0.0002	0.0	0.002	
CCV-CN	0.0982	0.0	0.086	
CCB-CN	-0.0002	0.0	0.002	
K9DF4	0.5684	0.0	0.012	
CCV-CN	0.0995	0.0	0.088	
CCB-CN	-0.0000	0.0	0.002	
CCV-CN	0.0957	0.0	0.084	
CCB-CN	0.0003	0.0	0.002	
HIGH A	0.0947	0.0	0.083	
HIGH B	0.0753	0.0	0.067	
HIGH C	0.0559	0.0	0.050	

TestAmerica
Konelab 250
Wet Chemistry

01.04.2009 18:04

Test: CN 9012A 3

Sample Id	Result	Dil. 1 +	Response	Errors
HIGH D	0.0958	0.0	0.084	
CCV-CN	0.0931	0.0	0.082	
CCB-CN	-0.0000	0.0	0.002	

N	36
Mean	1.3379
SD	6.55034
CV%	489.59

TestAmerica, North Canton
Cyanide Reagent Sheet

Date: 4/1/2009

BR

	Reagent Name	Reagent Number
	50/50 vol/vol Sulfuric	WR90376
	Na OH	WR90141
	Magnesium Chloride	WR90349
	Sulfamic Acid	WR90359
	Sulfuric Acid	WR90377
	Ottawa Sand	WR70439
	Chloromine T	LOT 1014424
	Phosphate Buffer	LOT. 1014081
	Pyridine	LOT. 1014074
	Calcium Hypochlorite	WR90185
A	Ascorbic Acid	WR81445
A	Zinc Acetate	WR81479
F	Sodium Acetate	WR91067
F	Methyl Red	WR91068
F		WR81523

Cadmium carbonate: Sigma-Aldrich batch # 07402KC exp: 1/2/13

Conc.	Standard #	prep date	exp date
10ppm p	CY9074	3/27/2009	4/3/2009
.2ppm cal	CY9075	3/27/2009	4/3/2009
.1ppm ccv	CY9076	3/27/2009	4/3/2009
.005ppm mrl	CY9077	3/27/2009	4/3/2009
10ppm s	CY9078	3/27/2009	4/3/2009
1ppm ms/msd	CY9079	3/27/2009	4/3/2009
.1ppm icv	CY9080	3/27/2009	4/3/2009
	P149-502 TV=0.545mg/L		
LCS ERA	P143-502 TV=.660MG/L	27.25mg/kg	
LCS 2 ml 1ppm s	tv=0.04 mg/L or 2.0 mg/kg		

MS/MSD: 2 ml 1ı 1g Sample + 50 ml DI tv=2.0 mg/kg

	P138-502 TV=.370mg/l	
LCS ERA	P149-502 TV=0.545mg/L	18.5mg/kg
LCS ERA	P156-502 TV=.757mg/l	27.25mg/kg
LCS ERA		37.85 mg/kg

Barbituric acid lot. 1010702

TestAmerica
Konelab 250
Wet Chemistry

01.04.2009 16:47

Test CN 9012A 3

Accepted 01.04.2009 11:21

Factor 1.163
Bias 0.002

Coeff. of det. 0.999962

Errors

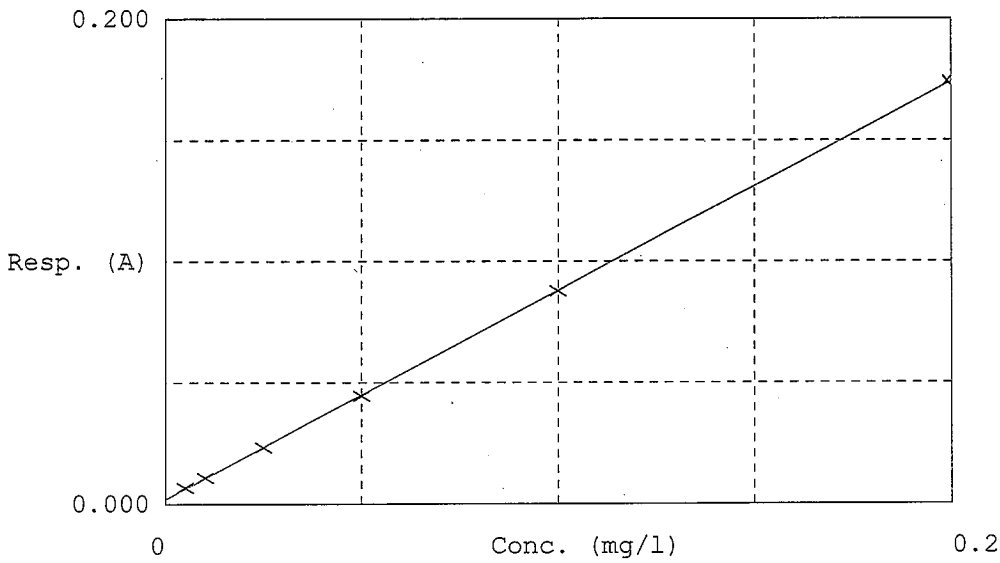

	Calibrator	Response	Calc. con.	Conc.	Errors
1	CN-0.2	0.007	0.00555	0.00500	
2	CN-0.2	0.011	0.01031	0.01000	
3	CN-0.2	0.023	0.02477	0.02500	
4	CN-0.2	0.044	0.04940	0.05000	
5	CN-0.2	0.088	0.09964	0.10000	
6	CN-0.2	0.174	0.20033	0.20000	

TESTAMERICA, NORTH CANTON
CYANIDE DISTILLATION LOGSHEET

Prep/Anal Date 4/1/9 Analyst(s) BL Batch 909143 2/3/4

LCS No P156-502 MS/MSD No C49079 MS Prep Date 3/27/9

Start Time 2:40 End Time 3:40 Cool Down Time 15min

Sample	Type T	C	F	pH >12	S	Cl2	Sample Volume (g)	Final Volume (mL)	Comments
BLANK 10X	T	C	F	X	X	X	1.0 g	50 ml	
LCS -S 10X	T	C	F	X	X	X	1.0 g	50 ml	TV = 37.85mg/kg
K9DEX	T	C	F	X	X	X	1.0 g	50 ml	
K9DE0	T	C	F	X	X	X	1.0 g	50 ml	
K9DF4	T	C	F	X	X	X	1.0 g	50 ml	
K9DF7	T	C	F	X	X	X	1.0 g	50 ml	
K894W	T	C	F	X	X	X	1.0 g	50 ml	
K9A7Q	T	C	F	X	X	X	1.0 g	50 ml	
K9A7Q MS	T	C	F	X	X	X	1.0 g	50 ml	2mg/kg = 2ml 1ppm 2°
K9A7Q MSD	T	C	F	X	X	X	1.0 g	50 ml	
K9C7R	T	C	F	X	X	X	1.0 g	50 ml	
K9C7W	T	C	F	X	X	X	1.0 g	50 ml	
K9C71	T	C	F	X	X	X	1.0 g	50 ml	
K9C72	T	C	F	X	X	X	1.0 g	50 ml	
K9C73	T	C	F	X	X	X	1.0 g	50 ml	
K9C76	T	C	F	X	X	X	1.0 g	50 ml	
K9C77	T	C	F	X	X	X	1.0 g	50 ml	
K9C77 MS	T	C	F	X	X	X	1.0 g	50 ml	2mg/kg = 2ml 1ppm 2°
K9C77 MSD	T	C	F	X	X	X	1.0 g	50 ml	
High 1	T	C	F	X	X	X	1.0 g	50 ml	.1mg/L = .5ml 10ppm 1°
High 2	T	C	F	X	X	X	1.0 g	50 ml	
High 3	T	C	F	X	X	X	1.0 g	50 ml	
Low 1	T	C	F	X	X	X	1.0 g	50 ml	.025mg/L = .125ml 10ppm 1°
Low 2	T	C	F	X	X	X	1.0 g	50 ml	
Low 3	T	C	F	X	X	X	1.0 g	50 ml	
Low 4	T	C	F	X	X	X	1.0 g	50 ml	

Type: T = Total C = Chlorinated F = Free

S and Cl2 Column – a check mark in these columns indicates the sample was checked for this interference. If the interference is present, the analyst will address this in the comments section.

N:\QAQC\LAB_FORM\Wet Chem CN Distillation Log.doc Revision 0, 06/01/01 DJL

TestAmerica, North Canton

General Chemistry Data Review Checklist

Parameter(s): Corr

Batch(es): 90 92120

Method #/SOP#: 9045

Review Items	Level II Review			Level III Review		
A. Initial Calibration	YES	NO	N/A	YES	NO	N/A
1. Initial calibration correlation coefficient ≥ 0.995?			✓			✓
2. Calibration curve consist of the minimum number of calibration standards?			✓			✓
3. ICV analyzed at immediately after calibration and within control limits ? (90-110%)	✓			✓		
4. ICB analyzed immediately after ICV and within criteria (± RL)?			✓			
B. Continuing Calibration						
1. CCV analyzed every 10 samples, at end of sequence and within criteria?	✓			✓		
2. CCB analyzed every 10 samples, at end of sequence & within criteria (±RL)?			✓			✓
C. Sample Results						
1. Were samples with concentrations > the linear range diluted and reanalyzed ?			✓			✓
2. All reported results bracketed by in control QC ?	✓			✓		
3. Sample analyses done within holding time ?				✓		
D. Quality Control						
1. LCS per prep batch and within QC limits ? *(LCSD, where applicable)*	✓			✓		
2. Method blank done per prep batch and < RL. Method blank RL supports the lowest RL reported for the batch?			✓			✓
3. MS/MSD run at required frequency and evaluated? MS/MSD reported properly and calculated correctly?			✓			✓
4. Duplicate samples run at required frequency (duplicate sample performed per matrix encountered)?	✓			✓		
E. Titrant						
1. Titrant standardized?			✓			✓
2. If no, standardization expires			✓			✓
F. Other						
1. Are all nonconformances documented appropriately (NCM or narrative)?			✓			✓
2. Calculations checked for error ?			✓			✓
3. Transcriptions checked for error ?	✓			✓		
4. All client/project specific requirements met ?	✓			✓		
5. Date/time of preparation and analysis verified as correct ?	✓			✓		
6. Units verified as correct?	✓			✓		
7. Dilutions have been properly applied and RL's adjusted appropriately?			✓			✓
8. SOP followed?	✓			✓		
9. Calculations checked at minimum frequency (at least 20%, 100% for QC)?	✓			✓		
10. All reagent and standard numbers recorded in logbook?	✓			✓		
11. Edits dated and initialed			✓			✓

Comment on any "NO" response(s): _____

Level I reviewer: Bruce Woodward Date: 4/2/09

Level II Reviewer: [signature] Date: 4-2-09

N:\Inorganics\spreadsheets2\Use This Wet Chem_Level I.doc
Corporate Policy, QA-012
Revision date: 08/25/00

TESTAMERICA, NORTH CANTON
pH, CORROSIVITY LOGSHEET
4500B, 9045C

Analysis Date 3/28/09
Analyst(s) BW
Calibration Date 3/28/09

Batch 9092120
Instrument ORION320
Calibration Analyst BW

CALIBRATION

BUFFER	LOT # for Buffers
4.0 ✓	E30503
7.0 ✓	G35512
10.0 5	G41522

CURVE DATA
Electrode Slope 97.7
Balance ID: B023
Probe ID: WCP32
LCS: P146977

Criteria: +/- 0.05 (9.95-10.05)

Sample	Matrix	pH	Paper	Comments
pH 7.00		7.01		
pH 2.00		2.03		060809
pH 12.00		12.04		8282-03
LCS		8.45		TV= 8.50
SCF-WW-002 K9C7F	Corr-W	8.24 ✓		12:50
0605-WW K9C7F DUP	Corr-W	8.27 ✓		12:52
SCF-WW-001 K9C69	Corr-W	7.54 ✓		12:58
003 K9C7J	Corr-W	7.76		13:00
pH7	QC	6.99		
pH 7.00	QC	7.03		
DUP				
		BW 4/2/09		
pH 7.00				

			TestAmerica, North Canton				
		Percent Total Solid/Percent Moisture Logsheet					
		Method 160.3, 160.5, D2216-90, D1553-83					
Analysis	TS			Batch	9092189		
Prep Date	04/02/09	Time In	10:35		Analyst	JB/AS	
Anal date	04/03/09	Time Out	7:40	RL	10		
Oven	**2**	Balance	**6**		**9092107**		
Sample	Tare	Wet	Dry	Result TS	Result MS	time	comments
ID	wt	wt	wt	%	%		
BLANK A	4.6893	4.6862	4.6746	0.39	ND	10:30	
K9EJ8	4.6893	18.5909	17.7548	93.986	6.014	10:30	
K9ELR	4.6893	14.3671	11.4234	69.583	30.417	10:31	
K9ELV	4.6893	15.7641	12.7255	72.563	27.437	10:31	
K9ELW	4.6893	18.7884	15.5123	76.764	23.236	10:31	
K9ELX	4.6893	14.7408	12.8299	80.989	19.011	10:31	
K9EL0	4.6893	14.1506	11.9225	76.450	23.550	10:31	
K9EL1	4.6893	10.9078	9.6482	79.744	20.256	10:32	
K9EL1-X	4.6893	8.5883	7.7409	78.266	21.734	10:32	
K9EL2	4.6893	18.5105	14.5921	71.649	28.351	10:48	
K9EL4	4.6893	15.9583	13.4573	77.806	22.194	10:48	
K9EWW	4.6893	13.9221	9.8851	56.275	43.725	10:48	
K9EWX	4.6893	13.8441	11.1064	70.095	29.905	10:49	
K9EW0	4.6893	14.9401	11.9412	70.745	29.255	10:49	
K9EXC	4.6893	12.9730	11.6171	83.632	16.368	10:49	
K9D70	4.6893	13.7410	10.7896	67.394	32.606	10:30	
K9C7R	4.6893	24.5955	22.2016	87.974	12.026	10:49	
K9C7W	4.6893	23.1780	19.5139	80.182	19.818	10:49	
K9C71	4.6893	18.1744	16.1006	84.622	15.378	10:49	
K9C72	4.6893	21.4502	17.0519	73.759	26.241	10:50	
K9C73	4.6893	20.2081	16.0468	73.185	26.815	10:50	
K9C76	4.6893	9.2875	8.5156	83.213	16.787	10:50	
K9C76-X	4.6893	8.8467	8.0969	81.965	18.035	10:50	

	TestAmerica, North Canton				
		9030 Sulfide Logsheet			
Prep Date	04/02/09		Batch	9092229-409	
Anal Date	04/02/09				
			Lcs No.	SD9005	
Analyst	SS/BW		Prep Date	03/12/09	
Titrant					
Name			Iodine		
Normality	0.0251		Normality	0.028	
Standardization	03/17/09		Date	04/02/09	
Intials	MFG		Intials	BW/SS	
Sample No.	Sample Vol	dil	Titrant Vol (ml)	Final Conc mg/L or mg/kg	QC/Calc
	??? ml soluble/total				
	???ml insoluble				
	??? gram all solids				
BLK S	5	1	9.00	-6.08	
LCS S	5	1	8.20	58.18	TV=76.92 MG/KG
K9D70	5	1	8.35	46.13	
K9C7R	5	1	9.00	-6.08	
K8C7W	5	1	8.70	18.02	
K9C71	5	1	8.95	-2.06	
K9C72	5	1	8.90	1.95	
K9C73	5	1	8.80	9.98	
K9C76	5	1	8.90	1.95	
K9C77	5	1	8.90	1.95	
K9A7Q	5	1	8.90	1.95	
K9C7R MS	5	1	8.20	58.18	
K9C7R MSD	5	1	8.35	46.13	
BLANK W	50	1	8.90	0.20	
LCS W	50	1	8.15	6.22	TV=7.69 MG/L
K88G6	50	1	8.65	2.20	
K880X	50	1	9.00	-0.61	
K881E	50	1	8.90	0.20	
K881F	50	1	8.90	0.20	
K881H	50	1	8.80	1.00	
K881J	50	1	8.85	0.60	
K9C69	50	1	8.90	0.20	
K9C7F	50	1	8.90	0.20	
K9C7J	50	1	8.90	0.20	
K9C7J MS	50	1	8.15	6.22	
K9C7J MSD	50	1	8.40	4.21	
Zinc Acetate:	***WR90386***		***NaThio:***	***WR90029***	
Starch:	***WR90331***		***Iodine:***	***WR90030***	
North Canton					

LCS 1	***5***	***1***	***7.95***	***78.26***	

			TestAmerica, North Canton				
		Percent Total Solid/Percent Moisture Logsheet					
		Method 160.3, 160.5, D2216-90, D1553-83					
Analysis	TS			Batch	9092273		
Prep Date	04/02/09	Time In	12:10		Analyst	AS/JB	
Anal date	04/03/09	Time Out	7:40	RL	10		
Oven	**2**	Balance	**6**		**9092157**		
Sample	Tare	Wet	Dry	Result TS	Result MS	time	comments
ID	wt	wt	wt	%	%		
BLANK B	4.6893	4.5516	4.5405	4.59	ND	10:53	
K9C77	4.6893	19.2520	16.4700	80.896	19.104	10:53	
K83C1	4.6893	21.8419	18.7656	82.065	17.935	10:53	
K83C2	4.6893	16.0677	14.0997	82.704	17.296	10:54	
K9A7Q	4.6893	7.0490	6.8631	92.122	7.878	10:54	
K9DJ1	4.6893	9.9668	9.5846	92.758	7.242	10:54	
K9DJ5	4.6893	9.4389	8.7345	85.169	14.831	10:54	
K9DJ5-X	4.6893	8.7969	8.2038	85.561	14.439	10:54	
K9DKD	4.6893	13.6672	13.0139	92.723	7.277	10:54	
K9DKH	4.6893	12.5210	11.6188	88.480	11.520	10:55	
K9DKK	4.6893	9.5076	8.8047	85.412	14.588	10:55	
K9DKP	4.6893	9.7473	9.0533	86.279	13.721	10:55	
K9FG6	4.6893	14.2953	12.3559	79.811	20.189	10:55	
K9FG7	4.6893	11.7781	10.9889	88.867	11.133	10:55	
K8197	4.6893	11.9466	10.8155	84.414	15.586	10:55	
K9EH5	4.6893	16.3096	11.4057	57.799	42.201	10:56	
K9E7A	4.6893	19.4108	15.6682	74.577	25.423	10:56	
K9E7D	4.6893	13.2731	10.5686	68.493	31.507	10:56	
K9E7D-X	4.6893	12.8348	10.0985	66.407	33.593	10:56	
K9E7G	4.6893	12.3655	10.0465	69.790	30.210	10:56	
K9E6L	4.6893	14.7710	11.8765	71.290	28.710	10:57	
K9E6L-X	4.6893	11.5583	9.5841	71.259	28.741	10:57	
K9E6R	4.6893	12.0876	9.7014	67.747	32.253	10:57	

TestAmerica, North Canton

General Chemistry Data Review Checklist

Parameter(s): CN-

Batch(es): 9092382/83/84

Method #/SOP#: 9012A, 4500CN-E

Review Items	Level I Review			Level II Review		
	YES	NO	N/A	YES	NO	N/A
A. Initial Calibration						
1. Initial calibration correlation coefficient ≥ 0.995?	✓			X		
2. Calibration curve consist of the minimum number of calibration standards?	✓			X		
3. ICV analyzed at immediately after calibration and within control limits ? (90-110%)	✓			X		
4. ICB analyzed immediately after ICV and within criteria (± RL)?	✓			X		
B. Continuing Calibration						
1. CCV analyzed every 10 samples, at end of sequence and within criteria?	✓			X		
2. CCB analyzed every 10 samples, at end of sequence & within criteria (±RL)?	✓			X		
C. Sample Results						
1. Were samples with concentrations > the linear range diluted and reanalyzed ?			✓			X
2. All reported results bracketed by in control QC ?	✓			X		
3. Sample analyses done within holding time ?	✓			X		
D. Quality Control						
1. LCS per prep batch and within QC limits ? *(LCSD, where applicable)*	✓			X		
2. Method blank done per prep batch and < RL. Method blank RL supports the lowest RL reported for the batch?	✓			X		
3. MS/MSD run at required frequency and evaluated? MS/MSD reported properly and calculated correctly?	✓			X		
4. Duplicate samples run at required frequency (duplicate sample performed per matrix encountered)?			✓			X
E. Titrant						
1. Titrant standardized?			✓			X
2. If no, standardization expires						
F. Other						
1. Are all nonconformances documented appropriately (NCM or narrative)?			✓			X
2. Calculations checked for error ?			✓			X
3. Transcriptions checked for error ?	✓			X		
4. All client/project specific requirements met ?	✓			X		
5. Date/time of preparation and analysis verified as correct ?	✓			X		
6. Units verified as correct?	✓			X		
7. Dilutions have been properly applied and RL's adjusted appropriately?			✓			X
8. SOP followed?	✓			X		
9. Calculations checked at minimum frequency (at least 20%, 100% for QC)?			✓			X
10. All reagent and standard numbers recorded in logbook?	✓			X		
11. Edits dated and initialed	✓			X		

Comment on any "NO" response(s):

Level I reviewer: Courtney Tenn Date: 4/2/09

Level II Reviewer: Melissa A. Miller-Bustamante Date: 4/2/09

N:\Inorganics\spreadsheets2\Use This Wet Chem_Level I.doc
Corporate Policy, QA-012
Revision date: 08/25/00

TestAmerica, North Canton
Cyanide Reagent Sheet

Date: 4/2/2009
CT

	Reagent Name	Reagent Number
	50/50 vol/vol Sulfuric	WR90376
	Na OH	WR90141
	Magnesium Chloride	WR90349
	Sulfamic Acid	WR90359
	Sulfuric Acid	WR90377
	Ottawa Sand	WR70439
	Chloromine T	LOT 1014424
	Phosphate Buffer	LOT. 1014081
	Pyridine	LOT. 1014074
	Calcium Hypochlorite	WR90185
A	Ascorbic Acid	WR81445
A	Zinc Acetate	WR81479
F	Sodium Acetate	WR91067
F	Methyl Red	WR91068
F		WR81523

Cadmium carbonate: Sigma-Aldrich batch # 07402KC exp: 1/2/13

Conc.	Standard #	prep date	exp date
10ppm p	CY9074	3/27/2009	4/3/2009
.2ppm cal	CY9075	3/27/2009	4/3/2009
.1ppm ccv	CY9076	3/27/2009	4/3/2009
.005ppm mrl	CY9077	3/27/2009	4/3/2009
10ppm s	CY9078	3/27/2009	4/3/2009
1ppm ms/msd	CY9079	3/27/2009	4/3/2009
.1ppm icv	CY9080	3/27/2009	4/3/2009
	P149-502 TV=0.545mg/L		
LCS ERA	P143-502 TV=.660MG/L	27.25mg/kg	
LCS 2 ml 1ppm s	tv=0.04 mg/L or 2.0 mg/kg		

MS/MSD: 2 ml 1p 1g Sample + 50 ml DI tv=2.0 mg/kg

	P138-502 TV=.370mg/l	
LCS ERA	P149-502 TV=0.545mg/L	18.5mg/kg
LCS ERA	P156-502 TV=.757mg/l	27.25mg/kg
LCS ERA		37.85 mg/kg

Barbituric acid lot. 1010702

TestAmerica
Konelab 250

Date : 2009-04-02
Time : 13.38

Test CN 9012A 3 4500 CN-E
Unit mg/l

Sample ID:	Result	Resp.	Dilut	Man.dilut	Date and Time
CCB-CN	-0.0001	0.002			2009-04-02 10.54
CCV-CN	0.0910	0.078			2009-04-02 10.55
CCV-CN	0.1037	0.088			2009-04-02 11.11
CCB-CN	-0.0004	0.002			2009-04-02 11.11
ICV	0.1064	0.090			2009-04-02 11.11
CCV-CN	0.1033	0.088			2009-04-02 11.12
CCB-CN	-0.0005	0.002			2009-04-02 11.12
CCV-CN	0.1028	0.087			2009-04-02 11.39
CCB-CN	-0.0000	0.002			2009-04-02 11.39
0.005 MRL	0.0046	0.006			2009-04-02 11.39
ICB	0.0017	0.004			2009-04-02 11.39
CCV-CN	0.1040	0.088			2009-04-02 11.40
CCB-CN	0.0015	0.004			2009-04-02 11.40
CCV-CN	0.0985	0.084			2009-04-02 12.03
CCB-CN	0.0000	0.002			2009-04-02 12.03
BLK	0.0050	0.006			2009-04-02 12.03
0.025	0.0253	0.023			2009-04-02 12.03
K87G5	0.0004 ✓	0.003			2009-04-02 12.03
K87G5 MS	0.0382	0.034			2009-04-02 12.03
K87G5 MSD	0.0364	0.032			2009-04-02 12.03
K87H8	0.0009 ✓	0.003			2009-04-02 12.03
K87LH	0.0007 ✓	0.003			2009-04-02 12.04
K9C69	0.0030 ✓	0.005			2009-04-02 12.04
CCV-CN	0.0963	0.082			2009-04-02 12.09
CCB-CN	0.0000	0.002			2009-04-02 12.09
K9C7F	0.0003 ✓	0.003			2009-04-02 12.09
K9C7J	0.0000 ✓	0.002			2009-04-02 12.09
K87JL	-0.0002 ✓	0.002			2009-04-02 12.09
K87JM	0.0006 ✓	0.003			2009-04-02 12.09
K87JN	0.0010 ✓	0.003			2009-04-02 12.09
K9DDX	0.0011 ✓	0.003			2009-04-02 12.09
K9DD6	0.0003 ✓	0.003			2009-04-02 12.09
K9E4Q	0.0000 ✓	0.002			2009-04-02 12.09
K9E4X	0.0005 ✓	0.003			2009-04-02 12.09
CCV-CN	0.0953	0.081			2009-04-02 12.14
CCB-CN	0.0003	0.003			2009-04-02 12.14
K9E42	-0.0001 ✓	0.002			2009-04-02 12.14
K9E47	0.0006 ✓	0.003			2009-04-02 12.14
K9E5A	0.0002 ✓	0.002			2009-04-02 12.14
K9E5D	0.0003 ✓	0.003			2009-04-02 12.14
K839R	-0.0001 ✓	0.002			2009-04-02 12.14
K9FCW	0.0001	0.002			2009-04-02 12.14
CCV-CN	0.0952	0.081			2009-04-02 12.16
CCB-CN	0.0040	0.006			2009-04-02 12.16
LCS	0.8433	0.072	1+9.0		2009-04-02 12.17
CCV-CN	0.1051	0.089			2009-04-02 12.20
CCB-CN	-0.0002	0.002			2009-04-02 12.20
CCV-CN	0.1001	0.085			2009-04-02 13.07
CCB-CN	0.0011	0.003			2009-04-02 13.07
* 0.100	0.0395	0.035			2009-04-02 13.07
K9DL6	0.1217 ✓	0.103			2009-04-02 13.07
CCV-CN	0.1035	0.088			2009-04-02 13.08
CCB-CN	0.0008	0.003			2009-04-02 13.08

* On next rack.

TestAmerica
Konelab 250
Wet Chemistry

02.04.2009 11:20

Test CN 9012A 3

Accepted 02.04.2009 10:56

Factor 1.21
Bias 0.002

Coeff. of det. 0.999786

Errors

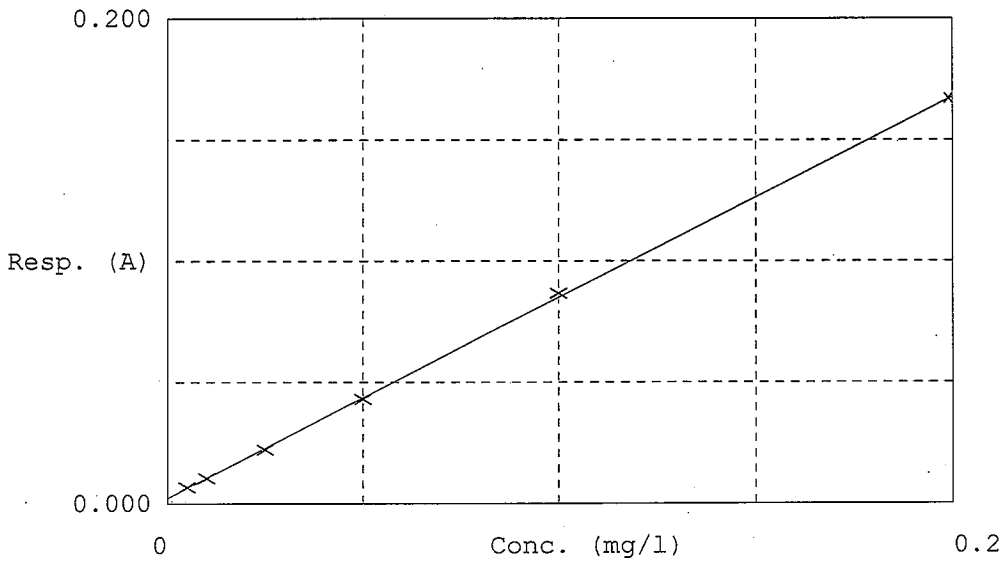

	Calibrator	Response	Calc. con.	Conc.	Errors
1	CN-0.2	0.007	0.00539	0.00500	
2	CN-0.2	0.010	0.00990	0.01000	
3	CN-0.2	0.022	0.02417	0.02500	
4	CN-0.2	0.043	0.04924	0.05000	
5	CN-0.2	0.087	0.10201	0.10000	
6	CN-0.2	0.167	0.19928	0.20000	
7	CCB-CN(control)	0.002	-0.00010	0.00000	
8	CCV-CN(control)	0.078	0.09103	0.10000	

TestAmerica
Konelab 250
Wet Chemistry

02.04.2009 13:38

Test: CN 9012A 3

Sample Id	Result	Dil. 1 +	Response	Errors
CCB-CN	-0.0135	0.0	0.016	Rule 1 violated
CCV-CN	-0.0112	0.0	0.083	Rule 1 violated
CCB-CN	-0.0143	0.0	0.016	Rule 1 violated
CCV-CN	-0.0120	0.0	0.082	Rule 1 violated
CCB-CN	-0.0001	0.0	0.002	
CCV-CN	0.0910	0.0	0.078	
CCV-CN	0.1037	0.0	0.088	
CCB-CN	-0.0004	0.0	0.002	
ICV	0.1064	0.0	0.090	
0.005 MRL	0.0040	0.0	0.006	
CCV-CN	0.1033	0.0	0.088	
CCB-CN	-0.0005	0.0	0.002	
CCB-CN	-	0.0	-	Aut. rejected, Batch inco
CCV-CN	-	0.0	-	Aut. rejected, Batch inco
CCB-CN	-	0.0	-	Aut. rejected, Batch inco
CCV-CN	-	0.0	-	Aut. rejected, Batch inco
CCV-CN	0.1028	0.0	0.087	
CCB-CN	-0.0000	0.0	0.002	
0.005 MRL	0.0046	0.0	0.006	
ICB	0.0017	0.0	0.004	
CCV-CN	0.1040	0.0	0.088	
CCB-CN	0.0015	0.0	0.004	
CCV-CN	0.0985	0.0	0.084	
CCB-CN	0.0000	0.0	0.002	
BLK	0.0050	0.0	0.006	
LCS	0.8073	0.0	0.670	Dil. limit high
0.025	0.0253	0.0	0.023	
0.100	0.0390	0.0	0.035	
K87G5	0.0004	0.0	0.003	
K87G5 MS	0.0382	0.0	0.034	
K87G5 MSD	0.0364	0.0	0.032	
K87H8	0.0009	0.0	0.003	
K87LH	0.0007	0.0	0.003	
K9C69	0.0030	0.0	0.005	
CCV-CN	0.0963	0.0	0.082	
CCB-CN	0.0000	0.0	0.002	
K9C7F	0.0003	0.0	0.003	
K9C7J	0.0000	0.0	0.002	
K87JL	-0.0002	0.0	0.002	
K87JM	0.0006	0.0	0.003	
K87JN	0.0010	0.0	0.003	
K9DDX	0.0011	0.0	0.003	
K9DD6	0.0003	0.0	0.003	
K9DL6	0.1185	0.0	0.100	
K9E4Q	0.0000	0.0	0.002	
K9E4X	0.0005	0.0	0.003	
CCV-CN	0.0953	0.0	0.081	
CCB-CN	0.0003	0.0	0.003	
K9E42	-0.0001	0.0	0.002	
K9E47	0.0006	0.0	0.003	
K9E5A	0.0002	0.0	0.002	
K9E5D	0.0003	0.0	0.003	
K839R	-0.0001	0.0	0.002	
K9FCW	0.0001	0.0	0.002	
CCV-CN	0.0952	0.0	0.081	

TestAmerica
Konelab 250
Wet Chemistry

02.04.2009 13:38

Test: CN 9012A 3

Sample Id	Result	Dil. 1 +	Response	Errors
CCB-CN	0.0040	0.0	0.006	
LCS	0.8433	9.0	0.072	
CCV-CN	0.1051	0.0	0.089	
CCB-CN	-0.0002	0.0	0.002	
CCV-CN	0.1001	0.0	0.085	
CCB-CN	0.0011	0.0	0.003	
0.100	0.0395	0.0	0.035	
K9DL6	0.1217	0.0	0.103	
CCV-CN	0.1035	0.0	0.088	
CCB-CN	0.0008	0.0	0.003	

N	33
Mean	0.0667
SD	0.19865
CV%	297.93

TESTAMERICA, NORTH CANTON
CYANIDE DISTILLATION LOGSHEET

Prep/Anal Date 4/2/09 Analyst(s) CT Batch 9092382/83/84

LCS No P156-502 MS/MSD No CY9079 MS Prep Date 3/27/09

Start Time 9:55 AM End Time 10:55 AM Cool Down Time 15 mins

Balance ID

Sample	Type T	C	F	pH <12	S	Cl2	Sample Volume (mL)	Final Volume (mL)	Comments
BLANK	T	C	F	X	X	X	50 ml	50 ml	
LCS	T	C	F	X	X	X	50 ml	50 ml	TV = 0.757
0.025	T	C	F	X	X	X	50 ml	50 ml	0.125 > m1 CY9074
0.100	T	C	F	X	X	X	50 ml	50 ml	0.500
IAF K87G5	T	C	F	X	X	X	50 ml	50 ml	
K87G5-MS	T	C	F	X	X	X	50 ml	50 ml	2ml > CY9079
K87G5-MSD	T	C	F	X	X	X	50 ml	50 ml	2ml
K87H8	T	C	F	X	X	X	50 ml	50 ml	
K87LH	T	C	F	X	X	X	50 ml	50 ml	
K9C69	T	C	F	X	X	X	50 ml	50 ml	
K9C7F	T	C	F	X	X	X	50 ml	50 ml	
K9C7J	T	C	F	X	X	X	50 ml	50 ml	
K87JL	T	C	F	X	X	X	50 ml	50 ml	
K87JM	T	C	F	X	X	X	50 ml	50 ml	
K87JN	T	C	F	X	X	X	50 ml	50 ml	
K9DDX	T	C	F	X	X	X	50 ml	50 ml	
K9DD6	T	C	F	X	X	X	50 ml	50 ml	
K9DL6	T	C	F	X	X	X	50 ml	50 ml	
K9E40	T	C	F	X	X	X	50 ml	50 ml	
K9E4X	T	C	F	X	X	X	50 ml	50 ml	
K9E42	T	C	F	X	X	X	50 ml	50 ml	
K9E47	T	C	F	X	X	X	50 ml	50 ml	
K9E5A	T	C	F	X	X	X	50 ml	50 ml	
K9E5D	T	C	F	X	X	X	50 ml	50 ml	
K839R	T	C	F	X	X	X	50 ml	50 ml	
K9FCW	T	C	F	X	X	X	50 ml	50 ml	

Type: T = Total C = Chlorinated F = Free

S and Cl2 Column – a check mark in these columns indicates the sample was checked for this interference. If the interference is present, the analyst will address this in the comments section.

N:\QAQC\LAB_FORM\Wet Chem CN Distillation Log.doc Revision 0, 06/01/01 DJL

MS # 9092218

	TestAmerica, North Canton				
		9030 Sulfide Logsheet			
Prep Date	04/02/09		Batch	9092229-409	
Anal Date	04/02/09				
			Lcs No.	SD9005	
Analyst	SS/BW		Prep Date	03/12/09	
Titrant					
Name			Iodine		
Normality	0.0251		Normality	0.028	
Standardization	03/17/09		Date	04/02/09	
Intials	MFG		Intials	BW/SS	
Sample	Sample	dil	Titrant	Final Conc	QC/Calc
No.	Vol		Vol (ml)	mg/L or mg/kg	
	??? ml soluble/total				
	???ml insoluble				
	??? gram all solids				
BLK S	5	1	9.00	-6.08	
LCS S	5	1	8.20	58.18	TV=76.92 MG/KG
K9D70	5	1	8.35	46.13	
K9C7R	5	1	9.00	-6.08	
K8C7W	5	1	8.70	18.02	
K9C71	5	1	8.95	-2.06	
K9C72	5	1	8.90	1.95	
K9C73	5	1	8.80	9.98	
K9C76	5	1	8.90	1.95	
K9C77	5	1	8.90	1.95	
K9A7Q	5	1	8.90	1.95	
K9C7R MS	5	1	8.20	58.18	
K9C7R MSD	5	1	8.35	46.13	
BLANK W	50	1	8.90	0.20	
LCS W	50	1	8.15	6.22	TV=7.69 MG/L
K88G6	50	1	8.65	2.20	
K880X	50	1	9.00	-0.61	
K881E	50	1	8.90	0.20	
K881F	50	1	8.90	0.20	
K881H	50	1	8.80	1.00	
K881J	50	1	8.85	0.60	
K9C69	50	1	8.90	0.20	
K9C7F	50	1	8.90	0.20	
K9C7J	50	1	8.90	0.20	
K9C7J MS	50	1	8.15	6.22	
K9C7J MSD	50	1	8.40	4.21	
Zinc Acetate:	*WR90386*		*NaThio:*	*WR90029*	
Starch:	*WR90331*		*Iodine:*	*WR90030*	

LCS 1	*5*	*1*	*7.95*	*78.26*	

TestAmerica, North Canton

General Chemistry Data Review Checklist

Parameter(s): Flash Point

Batch(es): 9096411

Method #/SOP#: 1010

Review Items	Level II Review			Level III Review		
	YES	NO	N/A	YES	NO	N/A
A. Initial Calibration						
1. Initial calibration correlation coefficient ≥ 0.995?			✓			✓
2. Calibration curve consist of the minimum number of calibration standards?			✓			✓
3. ICV analyzed at immediately after calibration and within control limits ? (90-110%)			✓			✓
4. ICB analyzed immediately after ICV and within criteria (± RL)?			✓			✓
B. Continuing Calibration						
1. CCV analyzed every 10 samples, at end of sequence and within criteria?			✓			✓
2. CCB analyzed every 10 samples, at end of sequence & within criteria (±RL)?			✓			✓
C. Sample Results						
1. Were samples with concentrations > the linear range diluted and reanalyzed ?			✓			✓
2. All reported results bracketed by in control QC ?	✓				✓	
3. Sample analyses done within holding time ?	✓				✓	
D. Quality Control						
1. LCS per prep batch and within QC limits ? *(LCSD, where applicable)*			✓			✓
2. Method blank done per prep batch and < RL. Method blank RL supports the lowest RL reported for the batch?			✓			✓
3. MS/MSD run at required frequency and evaluated? MS/MSD reported properly and calculated correctly?			✓			✓
4. Duplicate samples run at required frequency (duplicate sample performed per matrix encountered)?	✓			✓		
E. Titrant						
1. Titrant standardized?			✓			✓
2. If no, standardization expires			✓			
F. Other						
1. Are all nonconformances documented appropriately (NCM or narrative)?			✓			✓
2. Calculations checked for error ?			✓			✓
3. Transcriptions checked for error ?	✓			✓		
4. All client/project specific requirements met ?	✓			✓		
5. Date/time of preparation and analysis verified as correct ?	✓			✓		
6. Units verified as correct?	✓			✓		
7. Dilutions have been properly applied and RL's adjusted appropriately?			✓			✓
8. SOP followed?	✓			✓		
9. Calculations checked at minimum frequency (at least 20%, 100% for QC)?	✓					✓
10. All reagent and standard numbers recorded in logbook?	✓			✓		
11. Edits dated and initialed			✓	✓		

Comment on any "NO" response(s): _____

Level I reviewer: Bruce Woodward Date: 4/20/09

Level II Reviewer: QC Date: 4/7/09

N:\Inorganics\spreadsheets2\Use This Wet Chem_Level I.doc
Corporate Policy, QA-012
Revision date: 08/25/00

TESTAMERICA, NORTH CANTON
FLASHPOINT LOGSHEET

Analysis Date 4/6/09 1010 closed cup Batch 9096411

Analyst BW pXylene lot WR81279

Instrument HFP 339

Sample	Matrix	Method	Start Temp (F)	Flash Temp (F)	Correct Flash Temp (F)	Comments
pXylene		(PM) OC	54	81		
K9HLE	wst	(PM) OC	60	>180		smoke
HLE DUP	wst	(PM) OC	63	>180		
K9C2G	wst	(PM) OC	63	>180		
K9C4W	wst	(PM) OC	64	>180		
K8843	w	(PM) OC	64	>180		
K8843-X	w	(PM) OC	64	>180		
K9C69	w	(PM) OC	64	>180		
K9C1D	w	(PM) OC	65	>180		
		PM OC				
		PM OC				
		PM OC				
		PM OC				
		PM OC		BW 4/6/09		
		PM OC				
		PM OC				
		PM OC				
		PM OC				
		PM OC				
		PM OC				
		PM OC				
		PM OC				

TestAmerica, North Canton

General Chemistry Data Review Checklist

Parameter(s): Flashpoint

Batch(es): 9098463, 64

Method #/SOP#: 1010

Review Items	Level II Review			Level III Review		
	YES	NO	N/A	YES	NO	N/A
A. Initial Calibration						
1. Initial calibration correlation coefficient ≥ 0.995?			X			✓
2. Calibration curve consist of the minimum number of calibration standards?			X			✓
3. ICV analyzed at immediately after calibration and within control limits ? (90-110%)			X			✓
4. ICB analyzed immediately after ICV and within criteria (± RL)?			X			✓
B. Continuing Calibration						
1. CCV analyzed every 10 samples, at end of sequence and within criteria?			X			✓
2. CCB analyzed every 10 samples, at end of sequence & within criteria (±RL)?			X			✓
C. Sample Results						
1. Were samples with concentrations > the linear range diluted and reanalyzed ?			X			✓
2. All reported results bracketed by in control QC ?	X			✓		
3. Sample analyses done within holding time ?	X			✓		
D. Quality Control						
1. LCS per prep batch and within QC limits ? *(LCSD, where applicable)*			X			✓
2. Method blank done per prep batch and < RL. Method blank RL supports the lowest RL reported for the batch?			X			✓
3. MS/MSD run at required frequency and evaluated? MS/MSD reported properly and calculated correctly?			X			✓
4. Duplicate samples run at required frequency (duplicate sample performed per matrix encountered)?	X			✓		
E. Titrant						
1. Titrant standardized?			X			✓
2. If no, standardization expires						
F. Other:						
1. Are all nonconformances documented appropriately (NCM or narrative)?			X			✓
2. Calculations checked for error ?			X			✓
3. Transcriptions checked for error ?	X			✓		
4. All client/project specific requirements met ?	X			✓		
5. Date/time of preparation and analysis verified as correct ?	X			✓		
6. Units verified as correct?	X			✓		
7. Dilutions have been properly applied and RL's adjusted appropriately?			X			✓
8. SOP followed?	X			✓		
9. Calculations checked at minimum frequency (at least 20%, 100% for QC)?		f	X			✓
10. All reagent and standard numbers recorded in logbook?	X			✓		
11. Edits dated and initialed	X			✓		

Comment on any "NO" response(s): Exp. dates ok!

Level I reviewer: [signature] Date: 4/8/09

Level II Reviewer: [signature] Date: 4/9/09.

N:\Inorganics\spreadsheets2\Use This Wet Chem_Level I.doc
Corporate Policy, QA-012
Revision date: 08/25/00

TESTAMERICA, NORTH CANTON
FLASHPOINT LOGSHEET

Analysis Date 4/8/09 Batch 9098463, 64

Analyst MKO pXylene lot IR81279

Instrument HFP 339

Sample	Matrix	Method	Start Temp (F)	Flash Temp (F)	Correct Flash Temp (F)	Comments
pXylene		(PM) OC	56.0	79.0		
K9C7F	water	(PM) OC	57.0	>180°		
K9C7F DUP	water	(PM) OC	58.5	>180°		
K9C7J	water	(PM) OC	63.0	>180°		
K9C7R	Solid	(PM) OC	66.0	>180°		
K9C7R-X	Solid	(PM) OC	69.0	>180°		
K9C7W	Solid	(PM) OC	66.5	>180°		
K9C71	Solid	(PM) OC	65.0	>180°		
		PM OC				
		PM OC				
		PM OC				
		PM OC				
		PM OC				
		PM OC				
		PM OC	MKO 4/8/09			
		PM OC				
		PM OC				
		PM OC				
		PM OC				
		PM OC				
		PM OC				

Flash = F + [0.6(76 - BP)], F = Observed flash temp (degrees F), BP = barometric pressure (cm)

TestAmerica, North Canton

General Chemistry Data Review Checklist

Parameter(s): NO_2NO_3 traacs

Batch(es): 9098476

Method #/SOP#: 353.2

Review Items	Level I Review			Level II Review		
	YES	NO	N/A	YES	NO	N/A
A. Initial Calibration						
1. Initial calibration correlation coefficient ≥ 0.995?	X			✓		
2. Calibration curve consist of the minimum number of calibration standards?	X			✓		
3. ICV analyzed at immediately after calibration and within control limits ? (90-110%)	X			✓		
4. ICB analyzed immediately after ICV and within criteria (± RL)?	X			✓		
B. Continuing Calibration						
1. CCV analyzed every 10 samples, at end of sequence and within criteria?	X			✓		
2. CCB analyzed every 10 samples, at end of sequence & within criteria (±RL)?	X			✓		
C. Sample Results						
1. Were samples with concentrations > the linear range diluted and reanalyzed ?			X			✓
2. All reported results bracketed by in control QC ?	X			✓		
3. Sample analyses done within holding time ?	X			✓		
D. Quality Control						
1. LCS per prep batch and within QC limits ? *(LCSD, where applicable)*	X			✓		
2. Method blank done per prep batch and < RL. Method blank RL supports the lowest RL reported for the batch?	X			✓		
3. MS/MSD run at required frequency and evaluated? MS/MSD reported properly and calculated correctly?	X			✓		
4. Duplicate samples run at required frequency (duplicate sample performed per matrix encountered)?			X			✓
E. Titrant						
1. Titrant standardized?			X			✓
2. If no, standardization expires						
F. Other						
1. Are all nonconformances documented appropriately (NCM or narrative)?			X			✓
2. Calculations checked for error ?	X			✓		
3. Transcriptions checked for error ?	X			✓		
4. All client/project specific requirements met ?	X			✓		
5. Date/time of preparation and analysis verified as correct ?	X			✓		
6. Units verified as correct?	X			✓		
7. Dilutions have been properly applied and RL's adjusted appropriately?			X			✓
8. SOP followed?	X			✓		
9. Calculations checked at minimum frequency (at least 20%, 100% for QC)?	X			✓		
10. All reagent and standard numbers recorded in logbook?	X			✓		
11. Edits dated and initialed			X	✓		✓

OC 4/9/09.

Comment on any "NO" response(s):

Level I reviewer: Melissa A. [signature] Date: 4/9/09

Level II Reviewer: OC Date: 4/9/09

N:\Inorganics\spreadsheets2\Use This Wet Chem_Level I.doc
Corporate Policy, QA-012
Revision date: 08/25/00

Test America

TRAACS AUTOANALYZER REPORT

Name of Run	: 090408A	Name of Analysis	: NO2NO3.ANL
Date of Report	: 4/8/09	System No.	: 2
Date of Run	: 4/8/09	Type of System	: TRAACS
Operator	: MFG	Start/Stop time	: 15:28 - 16:23
Comment	: 353.2 AUTOMATED		
	1 HR LEACHES		

9098476

Channel :	1	2
Method :	NO2	NO2NO3
Unit :	mg/L	mg/L
Calibr. Fit :	Linear	Linear
Corr. Coeff. :	0.9979	0.9994 ✓
Base :	67	64
Gain :	38	38
Sensitivity :	0.2627	0.2484
Sample Limit 1 :		
Sample Limit 2 :		

Pk	Cup		Sample Id	Conc	Conc
0	0	B	Baseline	0.0026	-0.0117
1	1	P	Primer	1.0105	2.0121
2	1	C	1.0/2.0 NO2NO3	1.0174	2.0166
3	2	C	0.5/1.0 NO2NO3	0.4563	0.9529
4	3	C	0.25/0.5 NO2NO3	0.2513	0.5178
5	4	C	0.1/0.2 NO2NO3	0.1093	0.2093
6	5	C	0.04/0.08 NO2NO3	0.0557	0.0834
7	1	H1	High	1.0233	2.0402
8	0	L1	Low	0.0067	-0.0019
9	0	L1	Low	0.0080	-0.0019
10	2	D	Drift	0.4615	0.9542
11	0	B	Baseline	0.0026	-0.0117
12	0	N	Null	0.0046N	-0.0031N
13	2	QC1	ICV	0.4576	0.9574 (96%) ✓
14	6	QC2	ICB	0.0039	0.0043 ✓
15	7	S	NO2 CHECK	0.5011	0.5374
16	8	S	NO3 CHECK	0.0106	1.0824
17	9	S	LCS 20X	0.0119	0.5863 x 20 = 11.726
18	10	S	L BLK	0.0123	0.0493 0.493

LCS = 117.2%
TV = 102.0

(115%) TV=10.2

19	11	S	K9C7R	0.0095	0.0543	0.543
20	12	S	K9C7R MS	0.2715	0.6465	6.465
21	13	S	K9C7R MSD	0.2698	0.6530	6.530
22	14	S	K9C7W	0.0159	0.0561	0.561
23	15	S	K9C71	0.0081	0.0594	0.594
24	16	S	K9C72	0.0076	0.0600	0.600
25	2	QC1	CCV	0.4629	1.0158	102%
26	6	QC2	CCB	0.0079	0.0407	✓
27	17	S	K9C73	0.0092	0.0687	0.687
28	18	S	K9C76	0.0106	-0.0287	ND
29	19	S	K9C77	0.0088	-0.0250	ND
30	20	S	K9GTJ*	0.0099	-0.0179	ND
31	21	S	K9GTR	0.0090	-0.0011	ND
32	22	S	K9GWW	0.0120	-0.0089	ND
33	23	S	K9HED	0.0090	-0.0065	ND
34	24	S	K9HEW	0.0086	-0.0099	ND
35	25	S	K9J4X	0.0104	0.0177	0.177
36	26	S	K9J5Q	0.0083	-0.0021	ND
37	2	QC1	CCV	0.4614	0.9504	95%
38	6	QC1	CCB	0.0121	-0.0150	✓
39	2	D	Drift	0.4615	0.9542	
40	0	B	Baseline	0.0026	-0.0117	
41	0	B	FinalBase	0.0026	-0.0117	

QC Limits

* This sample reanalyzed. Client specific MS/MSD needs done.

Channel	:	1	2
QC 1		Unused	
QC 2		Unused	
QC 3		Unused	
QC 4		Unused	
QC 5		Unused	
QC 6		Unused	
QC 7		Unused	
QC 8		Unused	
QC 9		Unused	
QC10		Unused	

CORRECTIONS

Channel	:	1	2
Baseline	:	Yes	Yes

Drift	:	Yes	Yes
Carry over	:	Yes	Yes
	%:	3.6	0.3

---

* ... Sample offscale
\+ ... Result higher than sample limit
\- ... Result lower than sample limit
P ... Standard passed
F ... Standard failed
N ... Value not calculated or not used
R ... Resample after offscale
M ... Peak marker moved manually
D ... Diluted sample

** <END OF REPORT> **

Test America

TRAACS AUTOANALYZER REPORT

Name of run :090408A.RUN
Comment :353.2 AUTOMATED

Name of analysis :NO2NO3.ANL

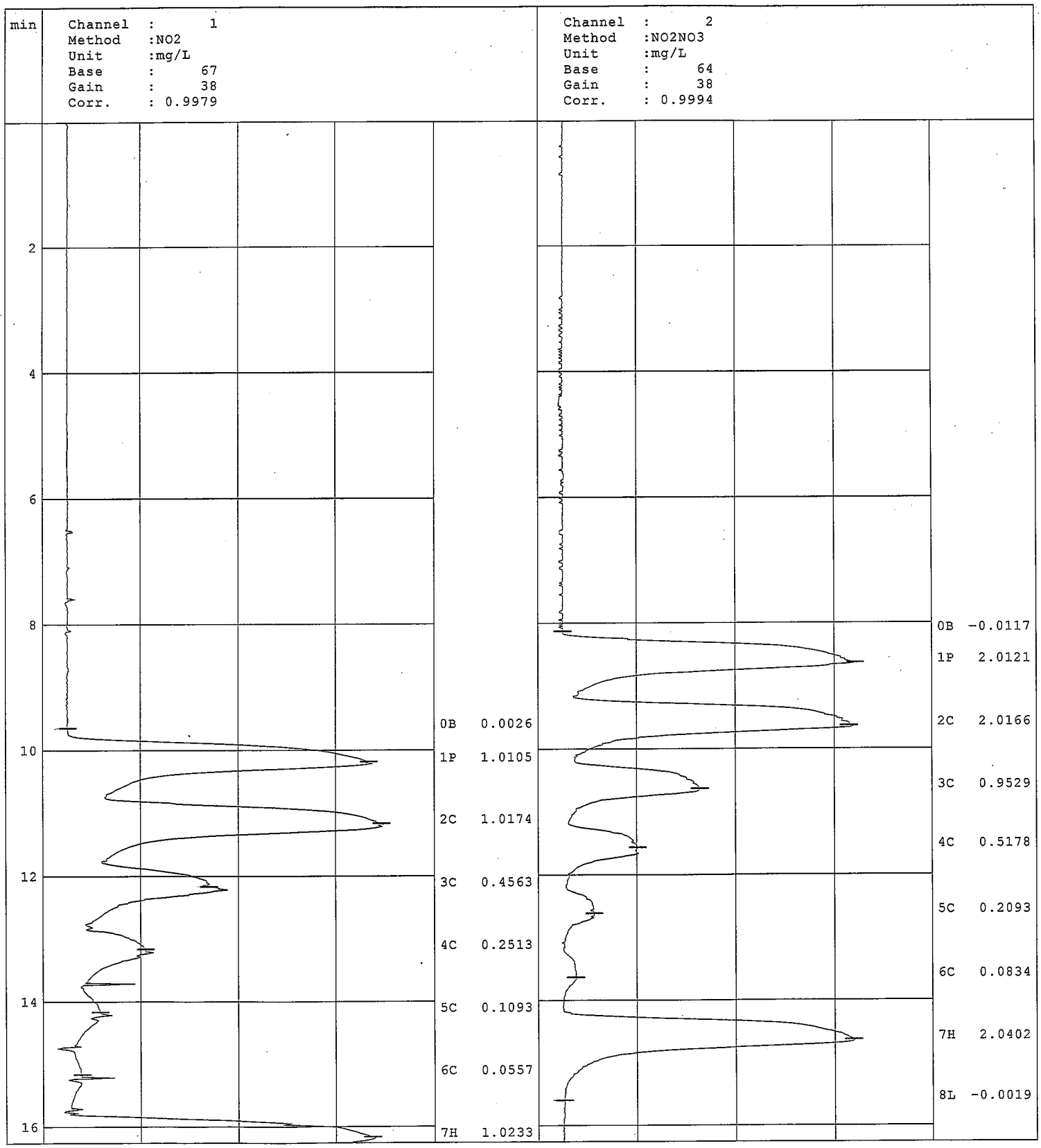

Name of run :090408A.RUN
Comment :353.2 AUTOMATED

Name of analysis :NO2NO3.ANL

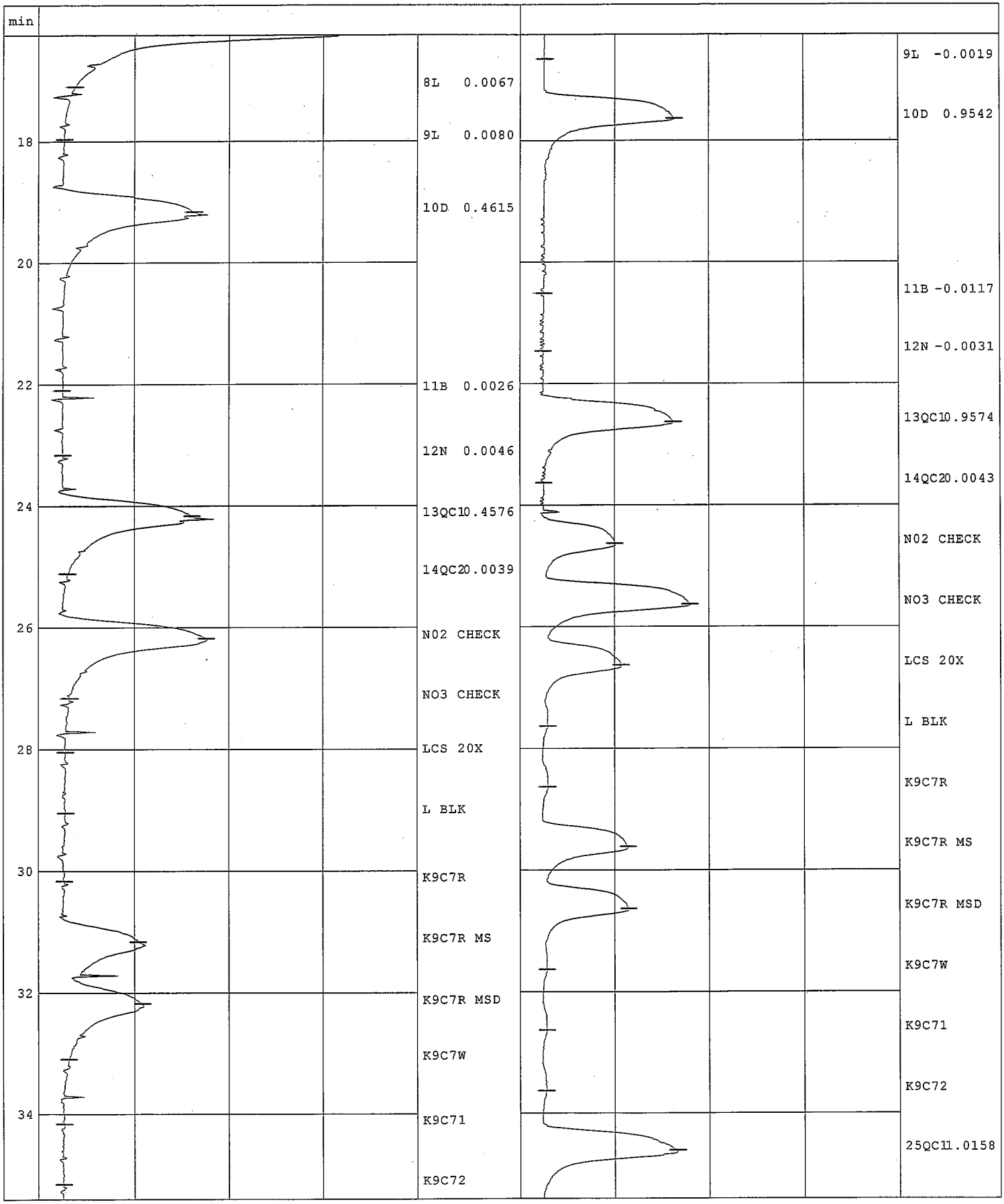

Name of run :090408A.RUN
Comment :353.2 AUTOMATED

Name of analysis :NO2NO3.ANL

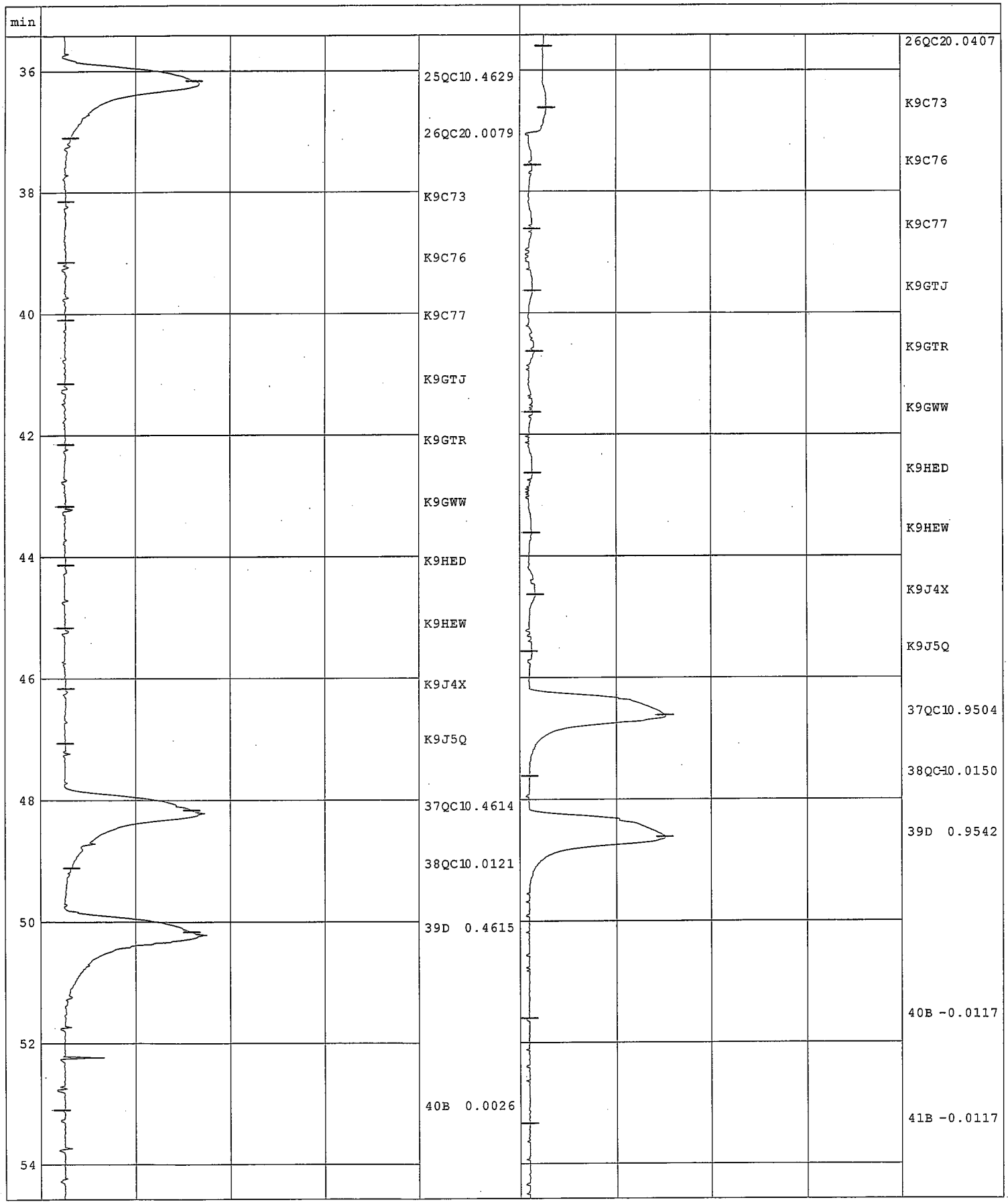

Name of run :090408A.RUN
Comment :353.2 AUTOMATED

Name of analysis :NO2NO3.ANL

41B -0.0117



Test America

TRAACS AUTOANALYZER REPORT

Name of run :090408A.RUN
Comment :353.2 AUTOMATED

Name of analysis :NO2NO3.ANL

Channel :1
Method :NO2
Curve fit :linear a=0.0000200 b=-0.0808802
Corr. coeff. :0.9979

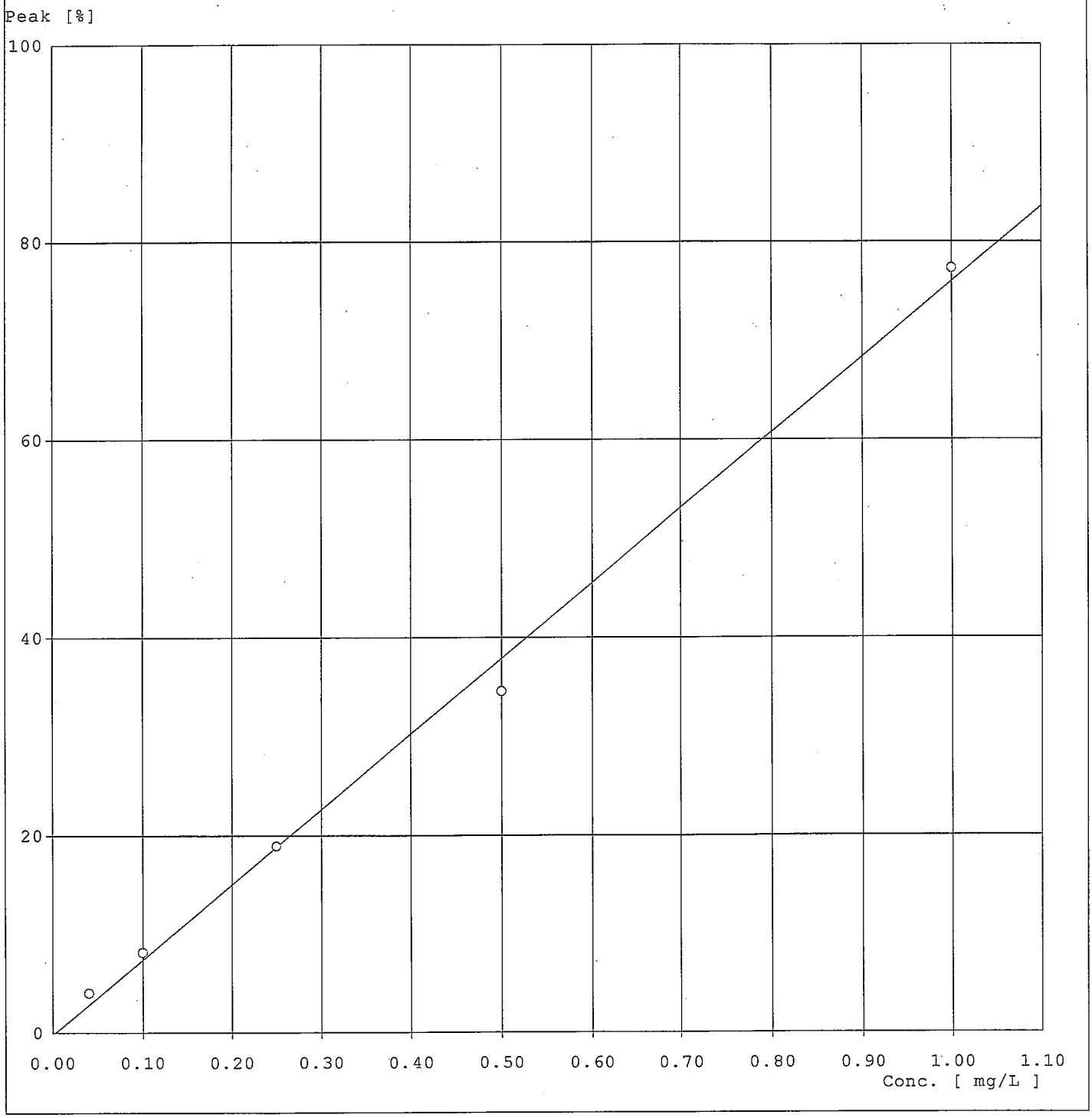

Test America

TRAACS AUTOANALYZER REPORT

Name of run :090408A.RUN
Comment :353.2 AUTOMATED

Name of analysis :NO2NO3.ANL

Channel :2
Method :NO2NO3
Curve fit :linear a=0.0000425 b=-0.1863474
Corr. coeff. :0.9994

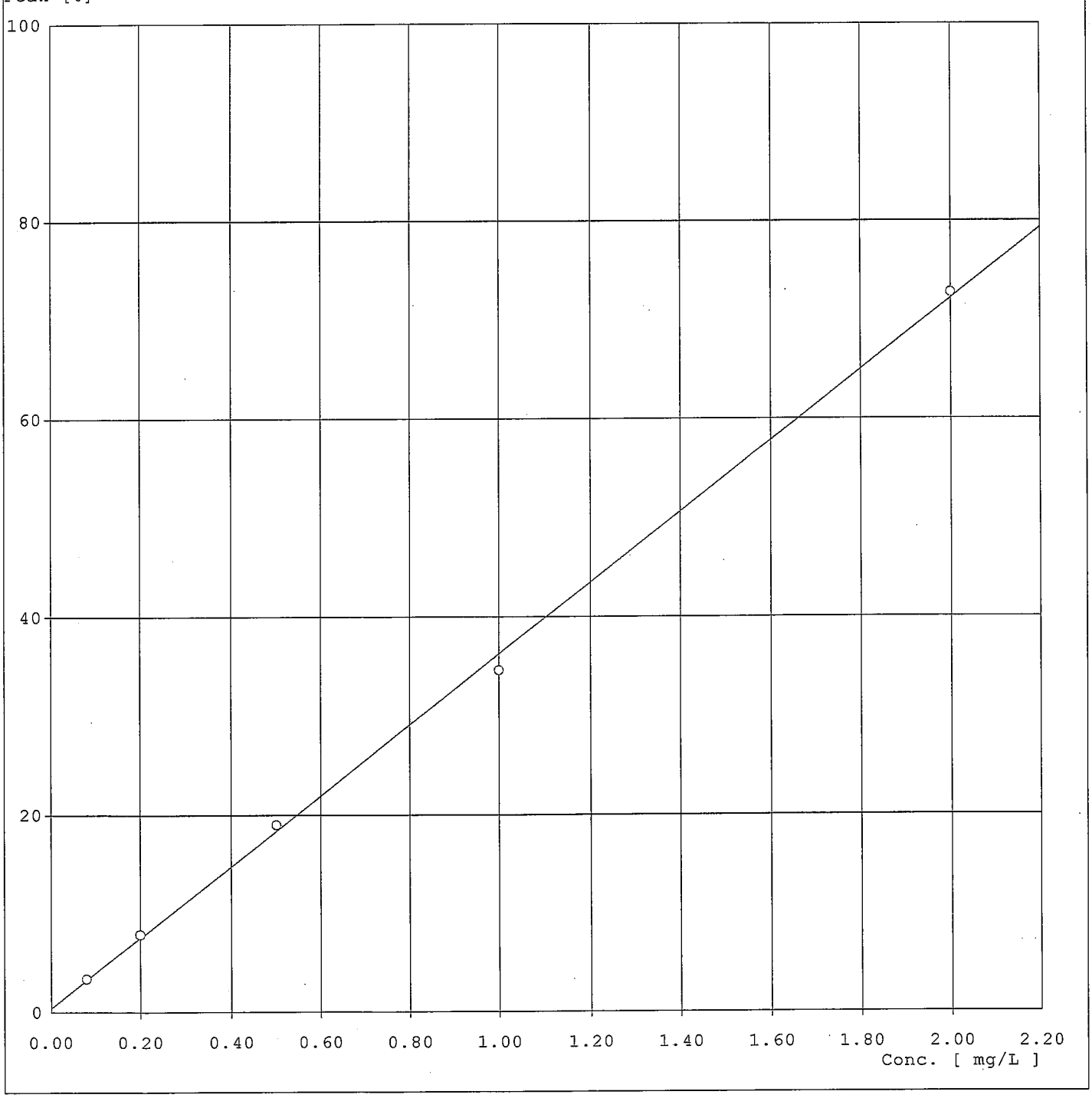

TestAmerica, North Canton
NO2NO3 Reagents/Standards

Date: 4/8/2009

Analyst: MFG

Reagent Name	Reagent Number
NED	WR90383
SAN	WR90382
Imidazole Stock	WR90380
Sulfanilamide	WR90177
50/50 Triton	WR90188

Standard	TV	Standard Number	Prep	Exp
Combo LCS	10.2	p160-505	2/10/2009	
100 ppm NO3		NN9044	3/20/2009	4/20/2009
100 ppm NO2		NN9045		
Cal I	1.0/2.0	NN9046		
Cal II	0.5/1.0	NN9047		
Cal III	0.25/0.5	NN9048		
Cal IV	0.1/0.2	NN9049		
Cal V	0.04/0.08	NN9050		
NO2 Check		NN9051	**TV=0.50**	
NO3 Check		NN9052	**TV=1.00**	
NO2 LCS		NN9043	**TV=0.50**	
NO3 LCS		NN9042	**TV=1.00**	
MS/MSD		NN9053		

MS/MSD: 0.1 ml +4 ml sample. TV NO2 = 0.25 ppm, TV NO3 = 0.25 ppm

TESTAMERICA NORTH CANTON
D.I. LEACH LOGSHEET

Prep Date 4/7/09 Batch 909847lo

Analyst(s) MFG Start Time 11:30

Analysis NO_2, NO_3 traacs End Time 12:30

Sample	Sample Amount (g)	D.I. Water Volume (mL)	Comments
LBlk	10.0	100	
K9C7R	9.97	100	
K9C7W	9.99	100	
K9C7I	9.99	100	
K9C72	10.10	100	
K9C73	10.10	100	
K9C7lo	9.98	100	
K9C77	9.99	100	
K9J4K	10.05	100	
K9J5Q	9.99	100	
K9GTJ	10.05	100	
K9GTR	10.02	100	
K9GWW	9.99	100	
K9HED	10.09	100	
K9HEW	10.04	100	

MFG 4/7/09

N:\QAQC\LAB_FORM\Wet Chem DI Leach Log.doc

TestAmerica, North Canton

General Chemistry Data Review Checklist

Parameter(s): Flashpoint

Batch(es): 9099429

Method #/SOP#: 1010

Review Items	Level II Review			Level III Review		
	YES	NO	N/A	YES	NO	N/A
A. Initial Calibration						
1. Initial calibration correlation coefficient ≥ 0.995?			✓			✓
2. Calibration curve consist of the minimum number of calibration standards?			✓	✓		✓
3. ICV analyzed at immediately after calibration and within control limits ? (90-110%)			✓	✓		✓
4. ICB analyzed immediately after ICV and within criteria (± RL)?			✓	✓		✓
B. Continuing Calibration						
1. CCV analyzed every 10 samples, at end of sequence and within criteria?			✓	✓		✓
2. CCB analyzed every 10 samples, at end of sequence & within criteria (±RL)?			✓	✓		✓
C. Sample Results						
1. Were samples with concentrations > the linear range diluted and reanalyzed ?	✓		✓			✓
2. All reported results bracketed by in control QC ?	✓			✓		
3. Sample analyses done within holding time ?	✓			✓		
D. Quality Control						
1. LCS per prep batch and within QC limits ? *(LCSD, where applicable)*			✓	✓		✓
2. Method blank done per prep batch and < RL. Method blank RL supports the lowest RL reported for the batch?			✓	✓		✓
3. MS/MSD run at required frequency and evaluated? MS/MSD reported properly and calculated correctly?		✓	✓			✓
4. Duplicate samples run at required frequency (duplicate sample performed per matrix encountered)?	✓			✓		
E. Titrant						
1. Titrant standardized?			✓	✓		✓
2. If no, standardization expires						
F. Other:						
1. Are all nonconformances documented appropriately (NCM or narrative)?	✓		✓			✓
2. Calculations checked for error ?	✓			✓		
3. Transcriptions checked for error ?	✓			✓		
4. All client/project specific requirements met ?	✓			✓		
5. Date/time of preparation and analysis verified as correct ?	✓			✓		
6. Units verified as correct?	✓		✓			✓
7. Dilutions have been properly applied and RL's adjusted appropriately?	✓			✓		
8. SOP followed?	✓			✓		✓
9. Calculations checked at minimum frequency (at least 20%, 100% for QC)?	✓			✓		
10. All reagent and standard numbers recorded in logbook?	✓			✓		
11. Edits dated and initialed	✓			✓		

Comment on any "NO" response(s): _____

Level I reviewer: _____ Date: 4/9/09

Level II Reviewer: Melissa A. Fuller-Gustafson Date: 4/9/09

N:\Inorganics\spreadsheets2\Use This Wet Chem_Level I.doc
Corporate Policy, QA-012
Revision date: 08/25/00

1010, Closed cup Page 1 of 1

TESTAMERICA, NORTH CANTON
FLASHPOINT LOGSHEET

Analysis Date 4.9.09 Batch 9099429

Analyst SJS pXylene lot UR81279

Instrument HFP 339 79-83

Sample	Matrix	Method	Start Temp (F)	Flash Temp (F)	Correct Flash Temp (F)	Comments
pXylene		PM OC	60.0	82.0		
K9C72		PM OC	58.5	>180	✓	
K9C72 DUP		PM OC	62.5	>180	✓	
K9C73		PM OC	62.0	>180	✓	
K9C76		PM OC	65.0	>180	✓	
K9C77		PM OC	65.5	>180	✓	
K9K22		PM OC	66.0	>180	✓	
K9K4P		PM OC	71.0	>180	✓	
K9LWN		PM OC	82.5	>180	✓	
K9LWW		PM OC	71.5	>180	✓	
K9NJT		PM OC	68.5	>180	✓	
K9NJ2		PM OC	72.0	>180	✓	
		PM OC				
		PM OC				
		PM OC				
		PM OC	58 4 9.09			
		PM OC				
		PM OC				
		PM OC				
		PM OC				
		PM OC				

150 pg 8

TestAmerica, North Canton

General Chemistry Data Review Checklist

Parameter(s): NO2 NO3 traacs

Batch(es): 9099475

Method #/SOP#: 353.2

Review Items	Level II Review			Level III Review		
	YES	NO	N/A	YES	NO	N/A
A. Initial Calibration						
1. Initial calibration correlation coefficient ≥ 0.995?	X			✓		
2. Calibration curve consist of the minimum number of calibration standards?	X			✓		
3. ICV analyzed at immediately after calibration and within control limits ? (90-110%)	X			✓		
4. ICB analyzed immediately after ICV and within criteria (± RL)?	X			✓		
B. Continuing Calibration						
1. CCV analyzed every 10 samples, at end of sequence and within criteria?	X				✓	
2. CCB analyzed every 10 samples, at end of sequence & within criteria (±RL)?	X				✓	
C. Sample Results						
1. Were samples with concentrations > the linear range diluted and reanalyzed ?			X			✓
2. All reported results bracketed by in control QC ?	X			✓		
3. Sample analyses done within holding time ?	X			✓		
D. Quality Control						
1. LCS per prep batch and within QC limits ? *(LCSD, where applicable)*	X			✓		
2. Method blank done per prep batch and < RL. Method blank RL supports the lowest RL reported for the batch?	X			✓		
3. MS/MSD run at required frequency and evaluated? MS/MSD reported properly and calculated correctly?	X			✓		
4. Duplicate samples run at required frequency (duplicate sample performed per matrix encountered)?			X			✓
E. Titrant						
1. Titrant standardized?			X			✓
2. If no, standardization expires						
F. Other						
1. Are all nonconformances documented appropriately (NCM or narrative)?			X	✓		
2. Calculations checked for error ?	X			✓		
3. Transcriptions checked for error ?	X			✓		
4. All client/project specific requirements met ?	X			✓		
5. Date/time of preparation and analysis verified as correct ?	X			✓		
6. Units verified as correct?	X			✓		
7. Dilutions have been properly applied and RL's adjusted appropriately?			X			✓
8. SOP followed?	X			✓		
9. Calculations checked at minimum frequency (at least 20%, 100% for QC)?	X	f		✓		
10. All reagent and standard numbers recorded in logbook?	X			✓		
11. Edits dated and initialed			X	✓		

Comment on any "NO" response(s): _____

Level I reviewer: Melissa A. Fallon-Gustafson Date: 4/9/09

Level II Reviewer: _____ Date: 4/10/09.

N:\Inorganics\spreadsheets2\Use This Wet Chem_Level I.doc
Corporate Policy, QA-012
Revision date: 08/25/00

Test America

TRAACS AUTOANALYZER REPORT

Name of Run	: 090409B	Name of Analysis	: NO2NO3.ANL
Date of Report	: 4/9/09	System No.	: 2
Date of Run	: 4/9/09	Type of System	: TRAACS
Operator	: MFG	Start/Stop time	: 18:06 - 18:54
Comment	: 353.2 AUTOMATED		

9099475

Channel	:	1	2
Method	:	NO2	NO2NO3
Unit	:	mg/L	mg/L
Calibr. Fit	:	Linear	Linear
Corr. Coeff.	:	0.9986	0.9987 ✓
Base	:	67	65
Gain	:	38	38
Sensitivity	:	0.2774	0.2537
Sample Limit 1	:		
Sample Limit 2	:		

Pk	Cup		Sample Id	Conc	Conc
0	0	B	Baseline	0.0023	-0.0194
1	1	P	Primer	1.0143	2.0191
2	1	C	1.0/2.0 NO2NO3	1.0131	2.0235
3	2	C	0.5/1.0 NO2NO3	0.4629	0.9300
4	3	C	0.25/0.5 NO2NO3	0.2616	0.5284
5	4	C	0.1/0.2 NO2NO3	0.1056	0.2079
6	5	C	0.04/0.08 NO2NO3	0.0468	0.0902
7	1	H1	High	1.0126	2.0582
8	0	L1	Low	0.0049	-0.0168
9	0	L1	Low	0.0051	-0.0167
10	2	D	Drift	0.4625	0.9520
11	0	B	Baseline	0.0023	-0.0194
12	0	N	Null	0.0040N	-0.0198N
13	2	QC1	ICV	0.4598	0.9451 (95%)
14	6	QC2	ICB	0.0065	-0.0100
15	7	S	NO2 CHECK	0.5028 (101%)	0.5267
16	8	S	NO3 CHECK	0.0104	1.0685 (107%)
17	9	S	LCS 20X	0.0137	0.6328 → HIGH. Review
18	10	S	K9GPX	0.0148	0.0234

19	11	S	K9GPX MS	0.3192	0.6004
20	12	S	K9GPX MSD	0.3153	0.5845
21	13	S	K9C69	0.0151	0.0676
22	14	S	K9C7F	0.0122	0.0423
23	15	S	K8C7J	0.0108	-0.0039
24	16	S	K8J5T	0.0771	0.0816
25	17	S	K9J50	0.0361	0.0317
26	2	QC1	CCV	0.4645	0.9058 91%
27	6	QC2	CCB	0.0056	-0.0110 ✓
28	18	S	K9J51	0.0165	0.5019
29	19	S	K9J56	0.0153	0.4910
30	2	QC1	CCV	0.4687	0.9096 91%
31	6	QC2	CCB	0.0072	-0.0127 ✓
32	2	D	Drift	0.4625	0.9520
33	0	B	Baseline	0.0023	-0.0194
34	0	B	FinalBase	0.0023	-0.0194

QC Limits

Channel :	1	2
QC 1	Unused	
QC 2	Unused	
QC 3	Unused	
QC 4	Unused	
QC 5	Unused	
QC 6	Unused	
QC 7	Unused	
QC 8	Unused	
QC 9	Unused	
QC10	Unused	

CORRECTIONS

Channel :	1	2
Baseline :	Yes	Yes
Drift :	Yes	Yes
Carry over :	Yes	Yes
%:	1.6	0.8

---

* ... Sample offscale

+ ... Result higher than sample limit
- ... Result lower than sample limit
P ... Standard passed
F ... Standard failed
N ... Value not calculated or not used
R ... Resample after offscale
M ... Peak marker moved manually
D ... Diluted sample

** <END OF REPORT> **

Test America

TRAACS AUTOANALYZER REPORT

Name of run :090409B.RUN
Comment :353.2 AUTOMATED

Name of analysis :NO2NO3.ANL

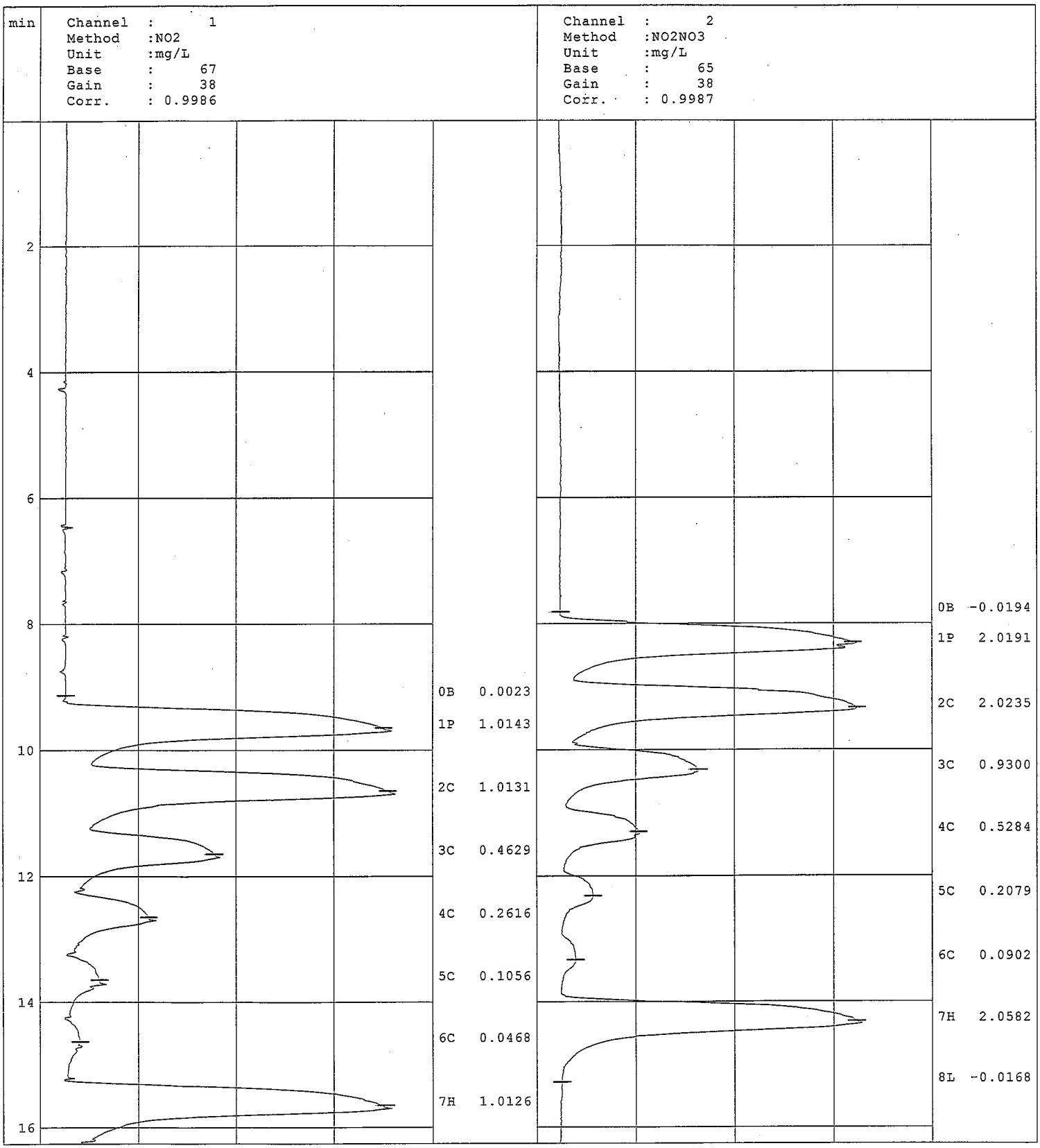

Name of run :090409B.RUN
Comment :353.2 AUTOMATED

Name of analysis :NO2NO3.ANL

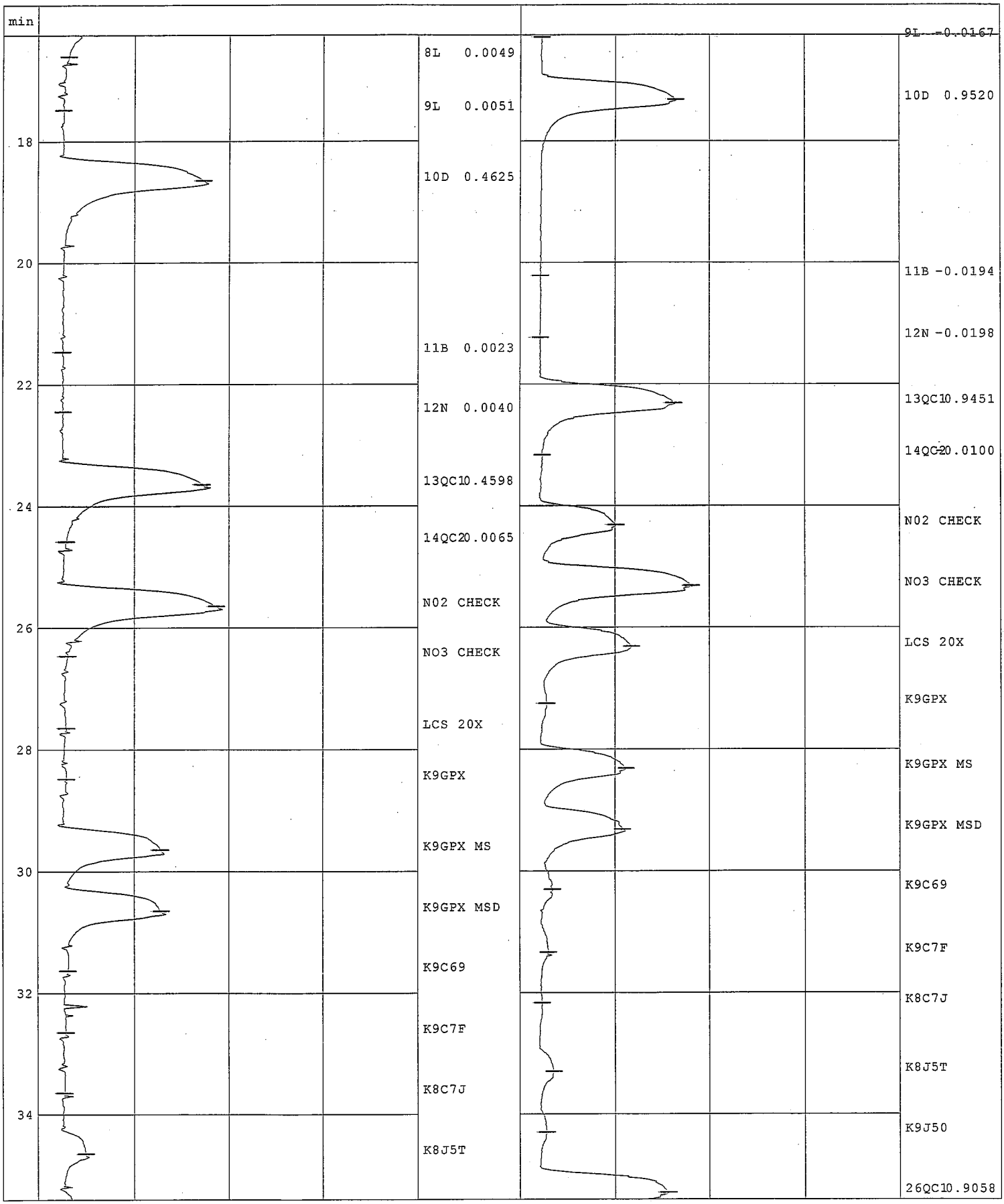

Name of run :090409B.RUN
Comment :353.2 AUTOMATED

Name of analysis :NO2NO3.ANL



Test America

TRAACS AUTOANALYZER REPORT

Name of run :090409B.RUN
Comment :353.2 AUTOMATED

Name of analysis :NO2NO3.ANL

Channel	:1		
Method	:NO2		
Curve fit	:linear	a=0.0000191	b=-0.0795572
Corr. coeff.	:0.9986		

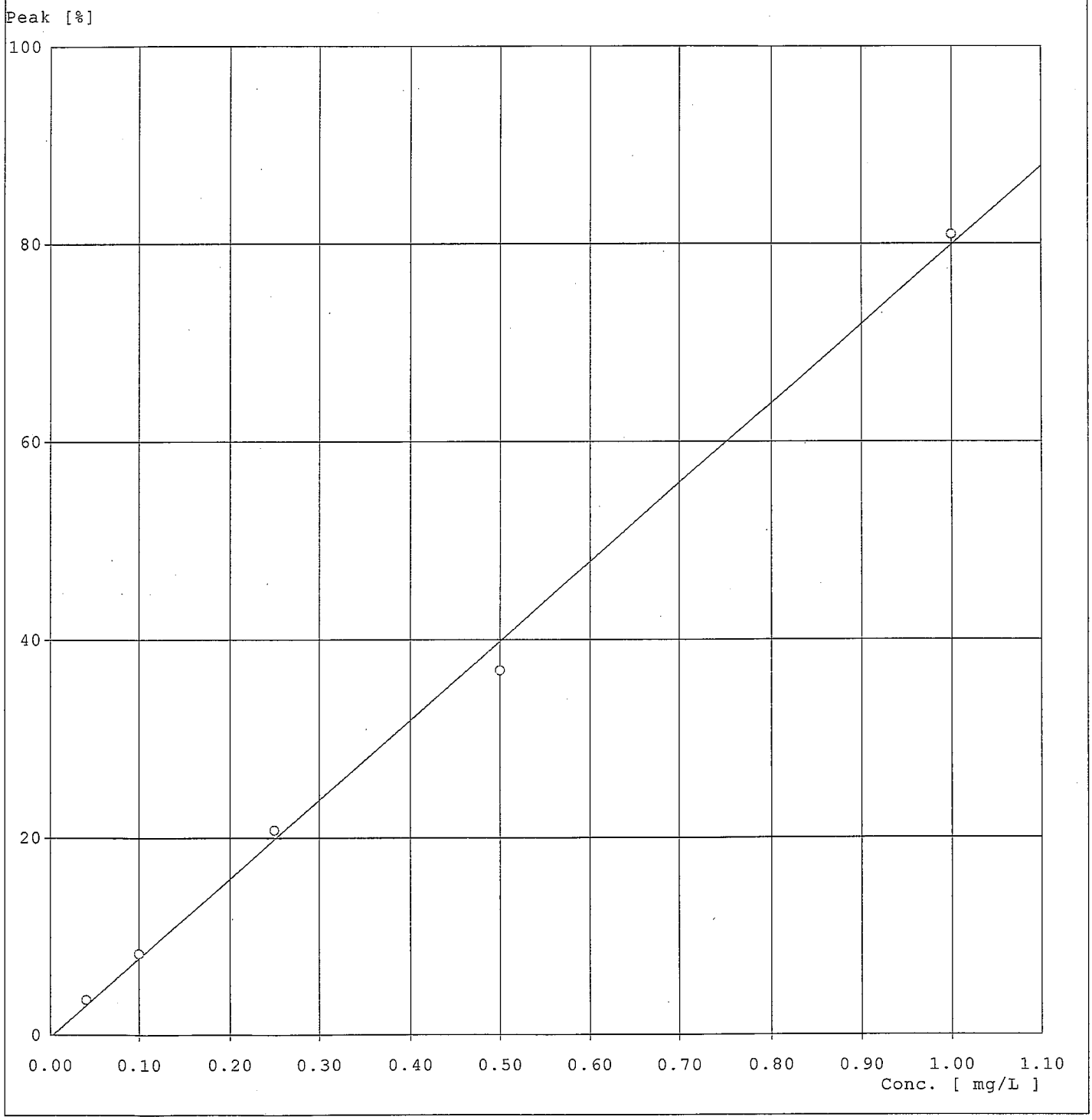

Test America

TRAACS AUTOANALYZER REPORT

Name of run :090409B.RUN
Comment :353.2 AUTOMATED

Name of analysis :NO2NO3.ANL

Channel :2
Method :NO2NO3
Curve fit :linear a=0.0000419 b=-0.1816370
Corr. coeff. :0.9987

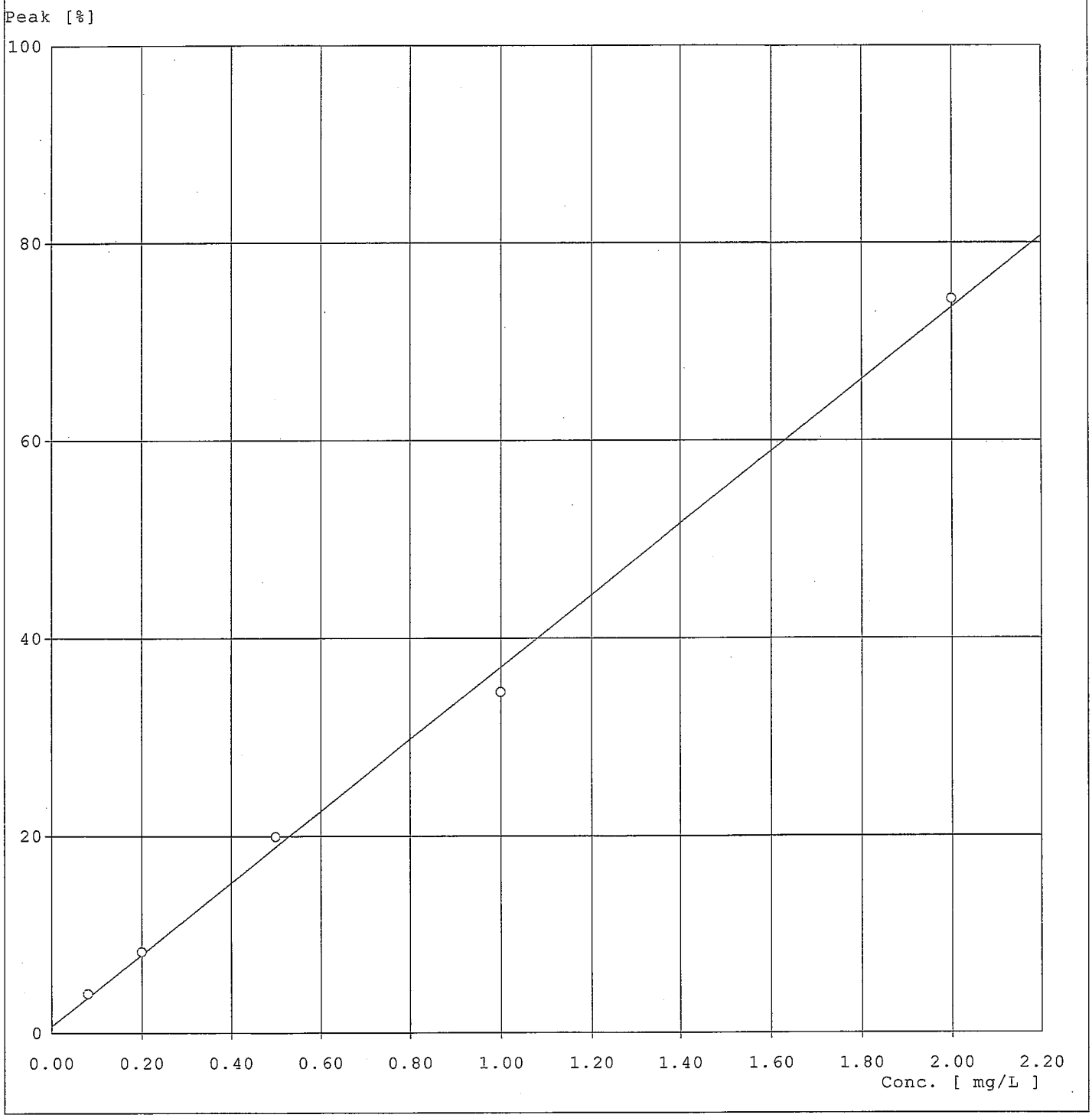

Test America

TRAACS AUTOANALYZER REPORT

Name of Run	: 090409C	Name of Analysis	: NO2NO3.ANL
Date of Report	: 4/9/09	System No.	: 2
Date of Run	: 4/9/09	Type of System	: TRAACS
Operator	: MFG	Start/Stop time	: 19:00 - 19:35
Comment	: 353.2 AUTOMATED		

9099475

Channel	:	1	2
Method	:	NO2	NO2NO3
Unit	:	mg/L	mg/L
Calibr. Fit	:	Linear	Linear
Corr. Coeff.	:	0.9980	0.9990
Base	:	67	65
Gain	:	38	38
Sensitivity	:	0.2520	0.2572
Sample Limit 1	:		
Sample Limit 2	:		

Pk	Cup		Sample Id	Conc	Conc
0	0	B	Baseline	0.0034	-0.0174
1	1	P	Primer	1.0060	2.0422
2	1	C	1.0/2.0 NO2NO3	1.0161	2.0204
3	2	C	0.5/1.0 NO2NO3	0.4568	0.9387
4	3	C	0.25/0.5 NO2NO3	0.2569	0.5270
5	4	C	0.1/0.2 NO2NO3	0.1092	0.2069
6	5	C	0.04/0.08 NO2NO3	0.0510	0.0870
7	1	H1	High	1.0201	2.0366
8	0	L1	Low	0.0095	-0.0179
9	0	L1	Low	0.0104	-0.0179
10	2	D	Drift	0.4572	0.9397
11	0	B	Baseline	0.0034	-0.0174
12	0	N	Null	0.0106N	-0.0085N
13	2	QC1	ICV	0.4504	0.9352
14	6	QC2	ICB	0.0165	-0.0028
15	7	S	NO2 CHECK	0.5118	0.5273
16	8	S	NO3 CHECK	0.0169	1.0543
17	9	S	LCS 20X	0.0154	0.5287
18	2	QC1	CCV	0.4613	0.9330

94%

104%

X 20 = 10.574

TV = 10.2

93%

19	6	QC2	CCB	0.0183	-0.0063
20	2	D	Drift	0.4572	0.9397
21	0	B	Baseline	0.0034	-0.0174
22	0	B	FinalBase	0.0034	-0.0174

QC Limits

Channel :	1	2
QC 1	Unused	
QC 2	Unused	
QC 3	Unused	
QC 4	Unused	
QC 5	Unused	
QC 6	Unused	
QC 7	Unused	
QC 8	Unused	
QC 9	Unused	
QC10	Unused	

CORRECTIONS

Channel :	1	2
Baseline :	Yes	Yes
Drift :	Yes	Yes
Carry over :	Yes	Yes
%:	3.2	0.4

---

* ... Sample offscale
+ ... Result higher than sample limit
- ... Result lower than sample limit
P ... Standard passed
F ... Standard failed
N ... Value not calculated or not used
R ... Resample after offscale
M ... Peak marker moved manually
D ... Diluted sample

** <END OF REPORT> **

Test America

TRAACS AUTOANALYZER REPORT

Name of run :090409C.RUN
Comment :353.2 AUTOMATED

Name of analysis :NO2NO3.ANL

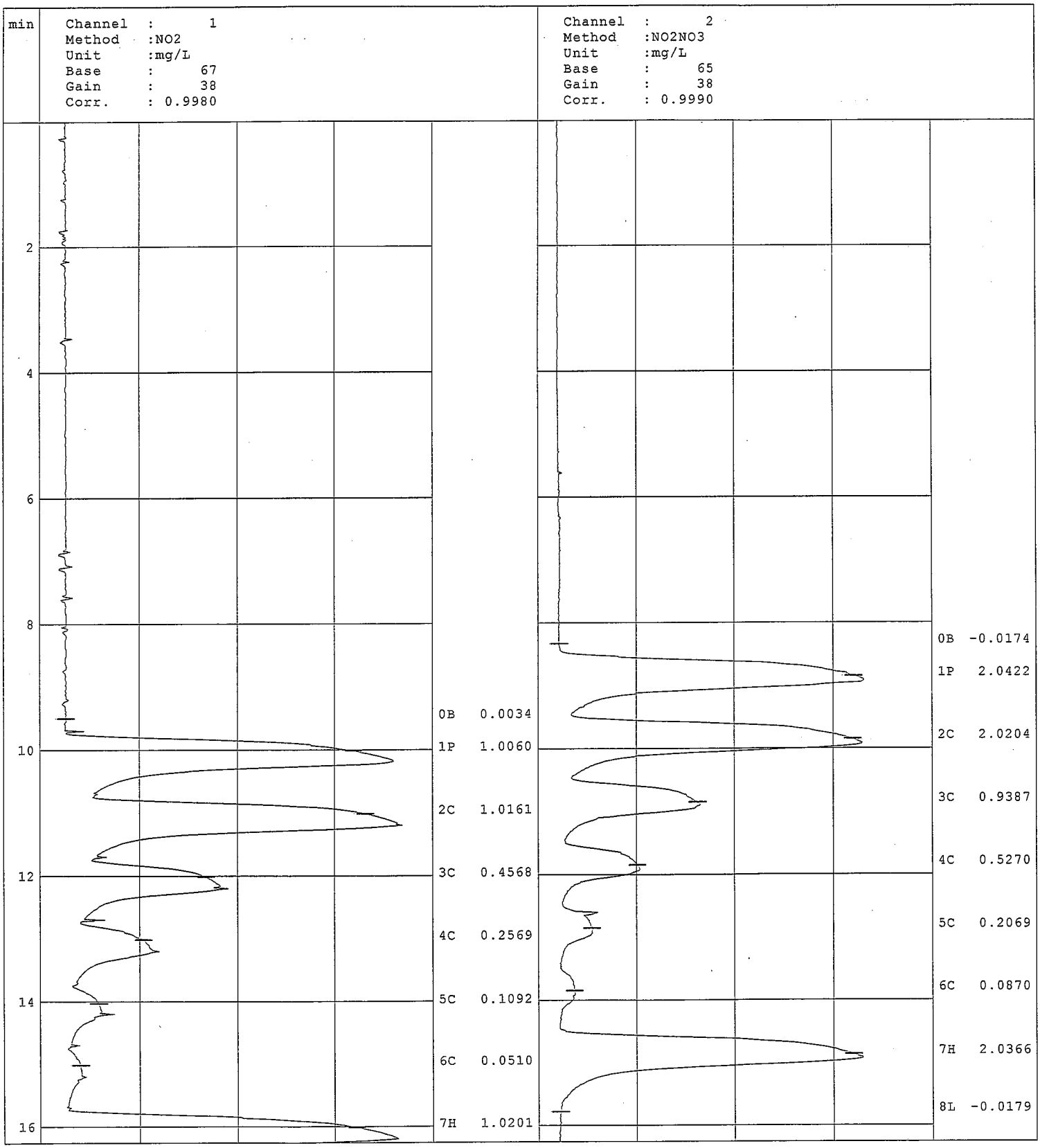

Name of run :090409C.RUN
Comment :353.2 AUTOMATED

Name of analysis :NO2NO3.ANL

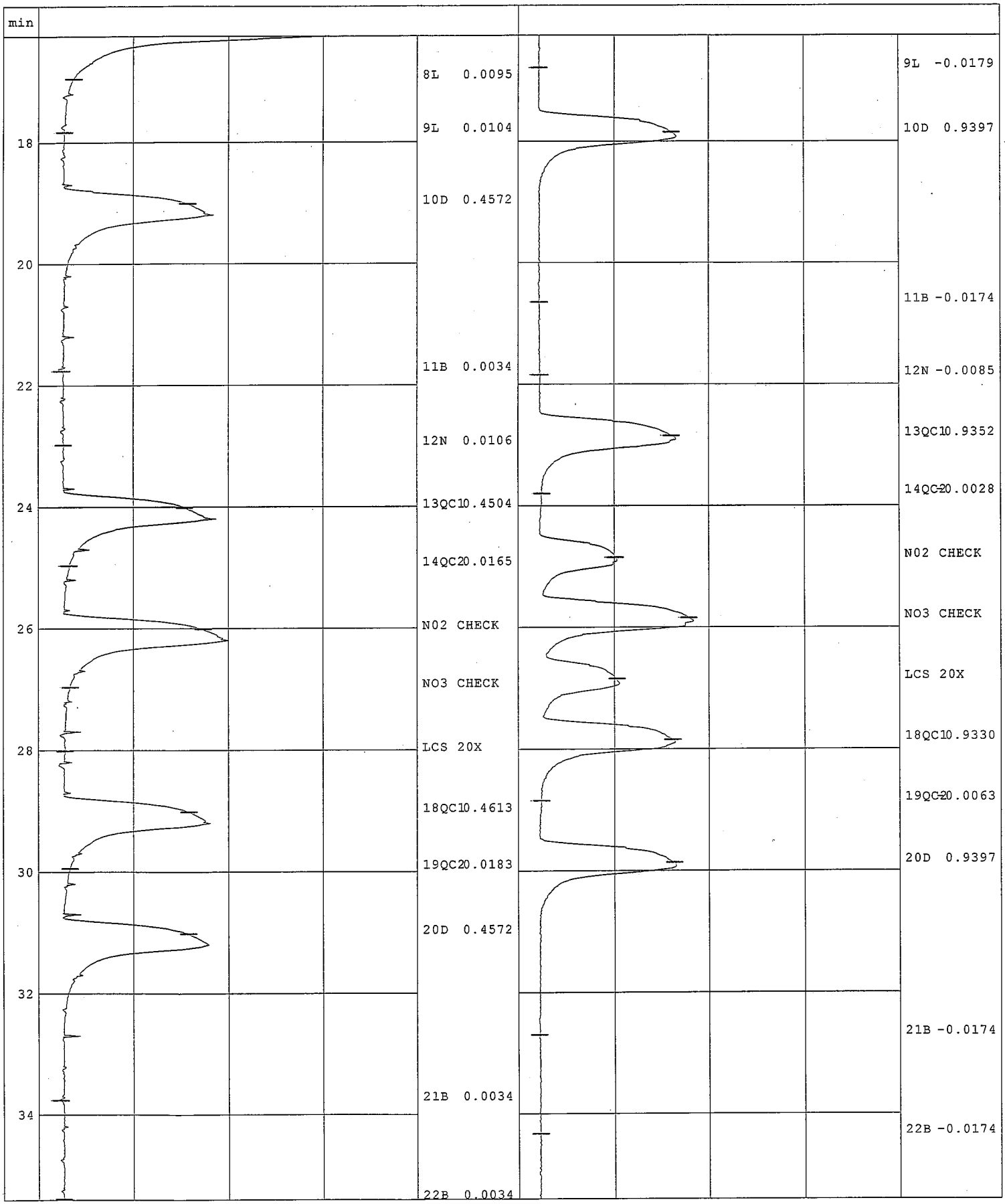

Name of run :090409C.RUN
Comment :353.2 AUTOMATED

Name of analysis :NO3+NO2 AAL



Test America

TRAACS AUTOANALYZER REPORT

Name of run :090409C.RUN
Comment :353.2 AUTOMATED

Name of analysis :NO2NO3.ANL

Channel :1
Method :NO2
Curve fit :linear a=0.0000208 b=-0.0874688
Corr. coeff. :0.9980

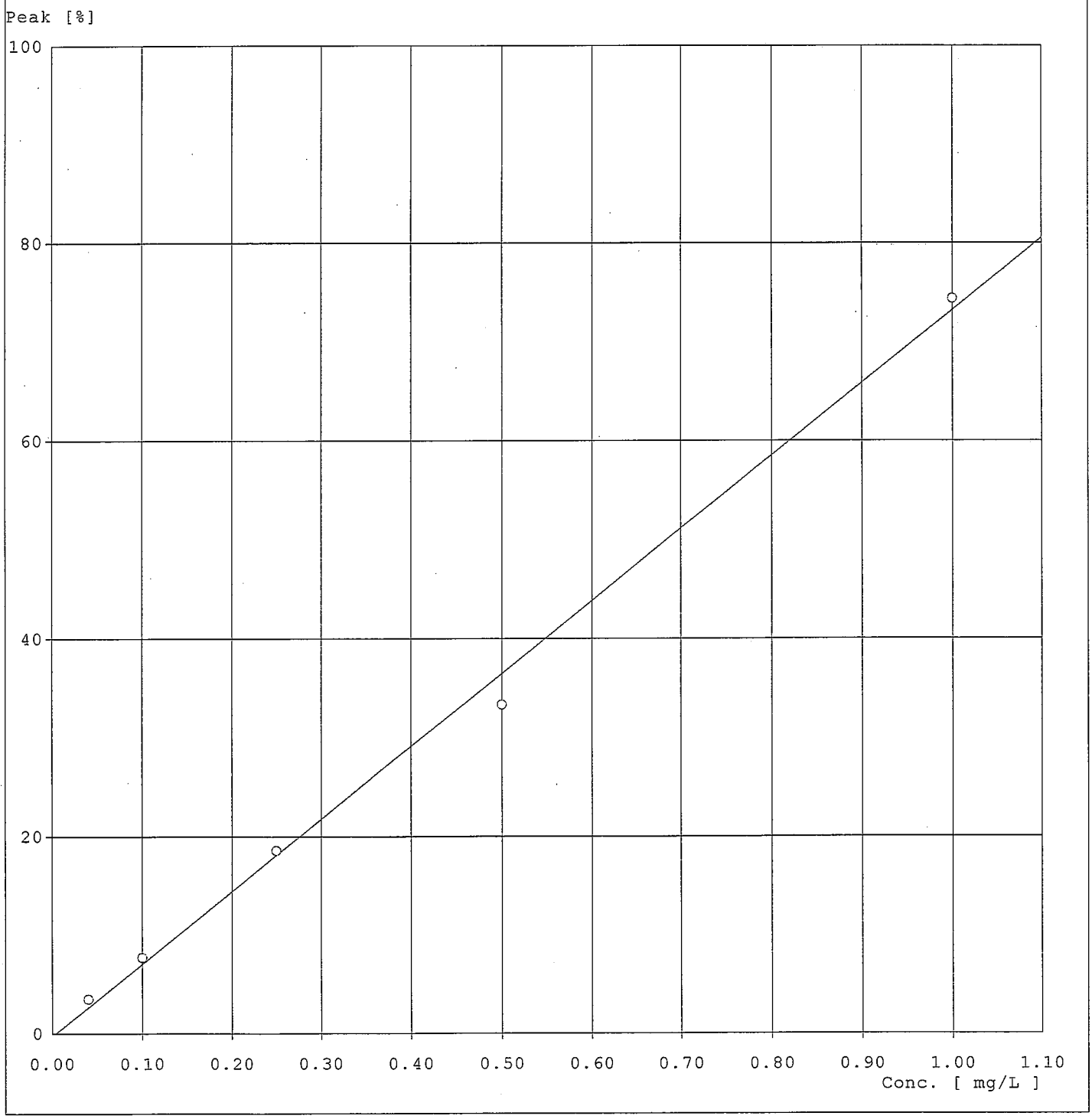

Test America

TRAACS AUTOANALYZER REPORT

Name of run :090409C.RUN
Comment :353.2 AUTOMATED

Name of analysis :NO2NO3.ANL

Channel :2
Method :NO2NO3
Curve fit :linear a=0.0000418 b=-0.1654458
Corr. coeff. :0.9990

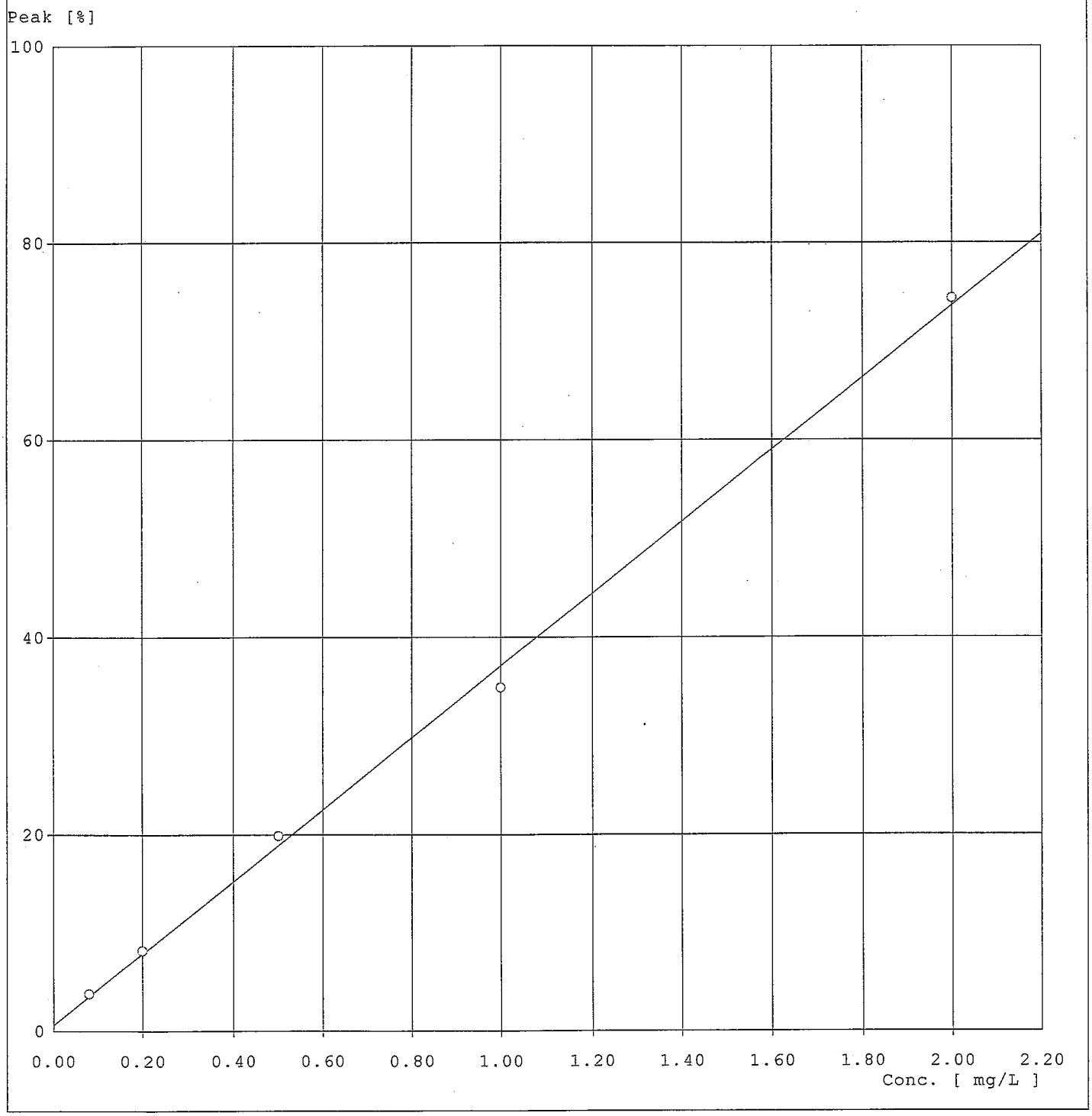

TestAmerica, North Canton
NO2NO3 Reagents/Standards

Date: 4/9/2009

Analyst: AMS/MFG

Reagent Name	Reagent Number
NED	WR90383
SAN	WR90382
Imidazole Stock	WR90380
Sulfanilamide	WR90177
50/50 Triton	WR90188

Standard	TV	Standard Number	Prep	Exp
Combo LCS	10.2	p160-505	2/10/2009	
100 ppm NO3		NN9044	3/20/2009	4/20/2009
100 ppm NO2		NN9045		
Cal I	1.0/2.0	NN9046		
Cal II	0.5/1.0	NN9047		
Cal III	0.25/0.5	NN9048		
Cal IV	0.1/0.2	NN9049		
Cal V	0.04/0.08	NN9050		
NO2 Check		NN9051	**TV=0.50**	
NO3 Check		NN9052	**TV=1.00**	
NO2 LCS		NN9043	**TV=0.50**	
NO3 LCS		NN9042	**TV=1.00**	
MS/MSD		NN9053		

MS/MSD: 0.1 ml + 4 ml sample. TV NO2 = 0.25 ppm, TV NO3 = 0.25 ppm

North Canton

TestAmerica North Canton

Sample Control Chain of Custody for General Chemistry

Lot Number	Sample	Suffix	Lab ID	Test	Prep Date	Prepared by	Analysis Date	Analyzed by
A9C310174	2		K9C691CT	Flash Point (1010, Closed Cup)	04/06/09	Bruce Woodward	04/06/09	Bruce Woodward
A9C310174	2		K9C691CU	Corrosivity (9045)	03/28/09	Bruce Woodward	03/28/09	Bruce Woodward
A9C310174	2		K9C691CC	Cyanide, Total (9012A, Automated)	04/02/09	Courtaney Tenn	04/02/09	Courtaney Tenn
A9C310174	2		K9C691CA	Nitrate-Nitrite (353.2, Automated)	04/09/09	Melissa Fuller-Gustavel	04/09/09	Melissa Fuller-Gustavel
A9C310174	2		K9C691CR	Sulfides, Total (9030B-dist/9034-titrat.)	04/02/09	Samantha Scott	04/02/09	Samantha Scott
A9C310174	3		K9C7F1CU	Corrosivity (9045)	03/28/09	Bruce Woodward	03/28/09	Bruce Woodward
A9C310174	3		K9C7F1CC	Cyanide, Total (9012A, Automated)	04/02/09	Courtaney Tenn	04/02/09	Courtaney Tenn
A9C310174	3		K9C7F1CA	Nitrate-Nitrite (353.2, Automated)	04/09/09	Melissa Fuller-Gustavel	04/09/09	Melissa Fuller-Gustavel
A9C310174	3		K9C7F1CT	Flash Point (1010, Closed Cup)	04/08/09	Melissa Fuller-Gustavel	04/08/09	Melissa Fuller-Gustavel
A9C310174	3		K9C7F1CR	Sulfides, Total (9030B-dist/9034-titrat.)	04/02/09	Samantha Scott	04/02/09	Samantha Scott
A9C310174	3	X	K9C7F1CV	Corrosivity (9045)	03/28/09	Bruce Woodward	03/28/09	Bruce Woodward
A9C310174	3	X	K9C7F1CW	Flash Point (1010, Closed Cup)	04/08/09	Melissa Fuller-Gustavel	04/08/09	Melissa Fuller-Gustavel
A9C310174	4		K9C7J1CU	Corrosivity (9045)	03/28/09	Bruce Woodward	03/28/09	Bruce Woodward
A9C310174	4		K9C7J1CC	Cyanide, Total (9012A, Automated)	04/02/09	Courtaney Tenn	04/02/09	Courtaney Tenn
A9C310174	4		K9C7J1CA	Nitrate-Nitrite (353.2, Automated)	04/09/09	Melissa Fuller-Gustavel	04/09/09	Melissa Fuller-Gustavel
A9C310174	4		K9C7J1CT	Flash Point (1010, Closed Cup)	04/08/09	Melissa Fuller-Gustavel	04/08/09	Melissa Fuller-Gustavel
A9C310174	4		K9C7J1CR	Sulfides, Total (9030B-dist/9034-titrat.)	04/02/09	Samantha Scott	04/02/09	Samantha Scott
A9C310174	6		K9C7R1AG	Cyanide, Total (9012A, Automated)	04/01/09	Ben Rohr	04/01/09	Ben Rohr
A9C310174	6		K9C7R1CU	Corrosivity	03/31/09	Abigail Sigmon	03/31/09	Courtaney Tenn
A9C310174	6		K9C7R1AA	Solids, Percent (as TS - 160.3 MOD) - Solids	04/02/09	Abigail Sigmon	04/03/09	Jill Burns
A9C310174	6		K9C7R1CR	Flash Point (1010, Closed Cup)	04/08/09	Melissa Fuller-Gustavel	04/08/09	Melissa Fuller-Gustavel
A9C310174	6		K9C7R1CV	Nitrate-Nitrite (353.2, Automated)	04/08/09	Melissa Fuller-Gustavel	04/08/09	Melissa Fuller-Gustavel
A9C310174	6		K9C7R1CT	Sulfides, Total (9030B-dist/9034-titrat.)	04/02/09	Samantha Scott	04/02/09	Samantha Scott
A9C310174	6	S	K9C7R1FE	Nitrate-Nitrite (353.2, Automated)	04/08/09	Melissa Fuller-Gustavel	04/08/09	Melissa Fuller-Gustavel
A9C310174	6	S	K9C7R1E2	Sulfides, Total (9030B-dist/9034-titrat.)	04/02/09	Samantha Scott	04/02/09	Samantha Scott
A9C310174	6	D	K9C7R1FF	Nitrate-Nitrite (353.2, Automated)	04/08/09	Melissa Fuller-Gustavel	04/08/09	Melissa Fuller-Gustavel
A9C310174	6	D	K9C7R1E3	Sulfides, Total (9030B-dist/9034-titrat.)	04/02/09	Samantha Scott	04/02/09	Samantha Scott

TestAmerica North Canton

Sample Control Chain of Custody for General Chemistry

Lot Number	Sample	Suffix	Lab ID	Test	Prep Date	Prepared by	Analysis Date	Analyzed by
A9C310174	6	X	K9C7R1FD	Flash Point (1010, Closed Cup)	04/08/09	Melissa Fuller-Gustavel	04/08/09	Melissa Fuller-Gustavel
A9C310174	7		K9C7W1AT	Cyanide, Total (9012A, Automated)	04/01/09	Ben Rohr	04/01/09	Ben Rohr
A9C310174	7		K9C7W1CU	Corrosivity	03/31/09	Abigail Sigmon	03/31/09	Courtaney Tenn
A9C310174	7		K9C7W1AM	Solids, Percent (as TS - 160.3 MOD) - Solids	04/02/09	Abigail Sigmon	04/03/09	Jill Burns
A9C310174	7		K9C7W1CR	Flash Point (1010, Closed Cup)	04/08/09	Melissa Fuller-Gustavel	04/08/09	Melissa Fuller-Gustavel
A9C310174	7		K9C7W1CV	Nitrate-Nitrite (353.2, Automated)	04/08/09	Melissa Fuller-Gustavel	04/08/09	Melissa Fuller-Gustavel
A9C310174	7		K9C7W1CT	Sulfides, Total (9030B-dist/9034-titrat.)	04/02/09	Samantha Scott	04/02/09	Samantha Scott
A9C310174	8		K9C711CT	Sulfides, Total (9030B-dist/9034-titrat.)	04/02/09	Samantha Scott	04/02/09	Samantha Scott
A9C310174	8		K9C711AT	Cyanide, Total (9012A, Automated)	04/01/09	Ben Rohr	04/01/09	Ben Rohr
A9C310174	8		K9C711CU	Corrosivity	03/31/09	Abigail Sigmon	03/31/09	Courtaney Tenn
A9C310174	8		K9C711AM	Solids, Percent (as TS - 160.3 MOD) - Solids	04/02/09	Abigail Sigmon	04/03/09	Jill Burns
A9C310174	8		K9C711CR	Flash Point (1010, Closed Cup)	04/08/09	Melissa Fuller-Gustavel	04/08/09	Melissa Fuller-Gustavel
A9C310174	8		K9C711CV	Nitrate-Nitrite (353.2, Automated)	04/08/09	Melissa Fuller-Gustavel	04/08/09	Melissa Fuller-Gustavel
A9C310174	9		K9C721AT	Cyanide, Total (9012A, Automated)	04/01/09	Ben Rohr	04/01/09	Ben Rohr
A9C310174	9		K9C721CU	Corrosivity	03/31/09	Abigail Sigmon	03/31/09	Courtaney Tenn
A9C310174	9		K9C721AM	Solids, Percent (as TS - 160.3 MOD) - Solids	04/02/09	Abigail Sigmon	04/03/09	Jill Burns
A9C310174	9		K9C721CV	Nitrate-Nitrite (353.2, Automated)	04/08/09	Melissa Fuller-Gustavel	04/08/09	Melissa Fuller-Gustavel
A9C310174	9		K9C721CR	Flash Point (1010, Closed Cup)	04/09/09	Samantha Scott	04/09/09	Samantha Scott
A9C310174	9		K9C721CT	Sulfides, Total (9030B-dist/9034-titrat.)	04/02/09	Samantha Scott	04/02/09	Samantha Scott
A9C310174	9	X	K9C721CW	Flash Point (1010, Closed Cup)	04/09/09	Samantha Scott	04/09/09	Samantha Scott
A9C310174	10		K9C731A5	Cyanide, Total (9012A, Automated)	04/01/09	Ben Rohr	04/01/09	Ben Rohr
A9C310174	10		K9C731CU	Corrosivity	03/31/09	Abigail Sigmon	03/31/09	Courtaney Tenn
A9C310174	10		K9C731A0	Solids, Percent (as TS - 160.3 MOD) - Solids	04/02/09	Abigail Sigmon	04/03/09	Jill Burns
A9C310174	10		K9C731CV	Nitrate-Nitrite (353.2, Automated)	04/08/09	Melissa Fuller-Gustavel	04/08/09	Melissa Fuller-Gustavel
A9C310174	10		K9C731CR	Flash Point (1010, Closed Cup)	04/09/09	Samantha Scott	04/09/09	Samantha Scott
A9C310174	10		K9C731CT	Sulfides, Total (9030B-dist/9034-titrat.)	04/02/09	Samantha Scott	04/02/09	Samantha Scott
A9C310174	11		K9C761A5	Cyanide, Total (9012A, Automated)	04/01/09	Ben Rohr	04/01/09	Ben Rohr

TestAmerica North Canton

Sample Control Chain of Custody for General Chemistry

Lot Number	Sample	Suffix	Lab ID	Test	Prep Date	Prepared by	Analysis Date	Analyzed by
A9C310174	11		K9C761CU	Corrosivity	03/31/09	Abigail Sigmon	03/31/09	Courtaney Tenn
A9C310174	11		K9C761A0	Solids, Percent (as TS - 160.3 MOD) - Solids	04/02/09	Abigail Sigmon	04/03/09	Jill Burns
A9C310174	11		K9C761CV	Nitrate-Nitrite (353.2, Automated)	04/08/09	Melissa Fuller-Gustavel	04/08/09	Melissa Fuller-Gustavel
A9C310174	11		K9C761CR	Flash Point (1010, Closed Cup)	04/09/09	Samantha Scott	04/09/09	Samantha Scott
A9C310174	11		K9C761CT	Sulfides, Total (9030B-dist/9034-titrat.)	04/02/09	Samantha Scott	04/02/09	Samantha Scott
A9C310174	11	X	K9C761CW	Solids, Percent (as TS - 160.3 MOD) - Solids	04/02/09	Abigail Sigmon	04/03/09	Jill Burns
A9C310174	12		K9C771A5	Cyanide, Total (9012A, Automated)	04/01/09	Ben Rohr	04/01/09	Ben Rohr
A9C310174	12		K9C771CU	Corrosivity	03/31/09	Abigail Sigmon	03/31/09	Courtaney Tenn
A9C310174	12		K9C771A0	Solids, Percent (as TS - 160.3 MOD) - Solids	04/02/09	Jill Burns	04/03/09	Jill Burns
A9C310174	12		K9C771CV	Nitrate-Nitrite (353.2, Automated)	04/08/09	Melissa Fuller-Gustavel	04/08/09	Melissa Fuller-Gustavel
A9C310174	12		K9C771CR	Flash Point (1010, Closed Cup)	04/09/09	Samantha Scott	04/09/09	Samantha Scott
A9C310174	12		K9C771CT	Sulfides, Total (9030B-dist/9034-titrat.)	04/02/09	Samantha Scott	04/02/09	Samantha Scott
A9C310174	12	X	K9C771CW	Corrosivity	03/31/09	Abigail Sigmon	03/31/09	Courtaney Tenn

TestAmerica
THE LEADER IN ENVIRONMENTAL TESTING

WEST SACRAMENTO DATA

Case Narrative

TestAmerica West Sacramento Project Number A9C310174

General Comments
Following US EPA Region V guidelines, manual integrations were performed only when necessary and are in compliance with the laboratory's standard operating procedure, Acceptable Manual Integration Practices, SOP No.: S-Q-004, including Addendum 1. The reasons for manual integration have been documented on the affected chromatograms, which are provided in the raw data package. The raw data also includes the original chromatograms prior to any manual integrations being performed. The following samples and analytes required manual integrations:

For LC9:
8330 MRL/MDL standard (analyzed on 4/10/09 @ 19:08) - 2,4,6-Trinitrotoluene
8330 MRL standard (analyzed on 4/11/09 @ 4:37) - 2,4,6-Trinitrotoluene

For LC10:
8330 MRL/MDL standard (analyzed on 4/9/09 @ 8:46) - Tetryl, 3,5-Dinitroaniline, 2-Nitrotoluene, & PETN
8330 MRL standard (analyzed on 4/9/09 @ 18:55) - Tetryl, 3,5-Dinitroaniline, 3-Nitrotoluene, & PETN
8330 MRL standard (analyzed on 4/10/09 @ 5:02) - Tetryl, 3,5-Dinitrotoluene, 3-Nitrotoluene, & PETN
8330 MRL standard (analyzed on 4/10/09 @ 12:52) - 2-Nitrotoluene

WATER, 8330, Explosives
Sample(s): 2, 3, 4
There was insufficient sample volume to prepare a matrix spike/matrix spike duplicate (MS/MSD) pair with this batch.

SOLID, 353.2, Nitrocellulose
Sample(s): 6, 7, 8, 9, 10, 11, 12
The matrix spikes, which were performed on sample 6, have a low matrix spike duplicate recovery due to possible matrix interferences. Since the laboratory control sample met acceptance criteria, no corrective action was performed.

There were no other anomalies associated with this project.

Science Applications International Corp

Client Sample ID: SCFww-001-0004-WW

HPLC

Lot-Sample #...: A9C310174-002 **Work Order #...:** K9C691AF **Matrix.....:** WG
Date Sampled...: 03/27/09 11:40 **Date Received..:** 03/28/09
Prep Date.....: 04/02/09 **Analysis Date..:** 04/09/09
Prep Batch #...: 9092289
Dilution Factor: 1 **Method.....:** SW846 8330

PARAMETER	RESULT	REPORTING LIMIT	UNITS
1,3,5-Trinitrobenzene	ND	0.20	ug/L
1,3-Dinitrobenzene	ND	0.20	ug/L
2-Amino-4,6-dinitrotoluene	ND	0.20	ug/L
2,4,6-Trinitrotoluene	ND	0.20	ug/L
2,4-Dinitrotoluene	ND	0.10	ug/L
2,6-Dinitrotoluene	ND	0.10	ug/L
2-Nitrotoluene	ND	0.50	ug/L
3-Nitrotoluene	ND	0.50	ug/L
4-Amino-2,6-dinitrotoluene	ND	0.20	ug/L
4-Nitrotoluene	ND	0.50	ug/L
HMX	ND	0.50	ug/L
Nitrobenzene	ND	0.20	ug/L
Nitroglycerin	ND	3.0	ug/L
RDX	ND	0.50	ug/L
PETN	ND	3.0	ug/L
Tetryl	ND	0.20	ug/L

SURROGATE	PERCENT RECOVERY	RECOVERY LIMITS
3,4-Dinitrotoluene	89	(50 - 150)

Science Applications International Corp

Client Sample ID: SCFww-001-0004-WW

HPLC

Lot-Sample #...: A9C310174-002 **Work Order #...:** K9C691AH **Matrix.....:** WG
Date Sampled...: 03/27/09 11:40 **Date Received..:** 03/28/09
Prep Date.....: 04/07/09 **Analysis Date..:** 04/10/09
Prep Batch #...: 9097383
Dilution Factor: 1 **Method.....:** SW846 8330 (Modif

PARAMETER	RESULT	REPORTING LIMIT	UNITS
Nitroguanidine	ND	20	ug/L

Science Applications International Corp

Client Sample ID: SCFww-001-0004-WW

General Chemistry

Lot-Sample #...: A9C310174-002 **Work Order #...:** K9C69 **Matrix.....:** WG
Date Sampled...: 03/27/09 11:40 **Date Received..:** 03/28/09

PARAMETER	RESULT	RL	UNITS	METHOD	PREPARATION-ANALYSIS DATE	PREP BATCH #
Acid-soluble sulfide	ND	3.0	mg/L	SW846 9030B/9034	04/02/09	9092409
		Dilution Factor: 1				
Corrosivity	**7.5**		**No Units**	**SW846 9045A**	**03/28/09**	**9092120**
		Dilution Factor: 1				
Cyanide, Total	ND	0.010	mg/L	SW846 9012A	04/02/09	9092383
		Dilution Factor: 1				
Flashpoint	**>180**		**deg F**	**SW846 1010**	**04/06/09**	**9096411**
		Dilution Factor: 1				
Nitrate-Nitrite	**0.07 B**	**0.1**	**mg/L**	**MCAWW 353.2**	**04/09/09**	**9099475**
		Dilution Factor: 1				
Nitrocellulose	ND	0.50	mg/L	MCAWW 353.2	04/06-04/07/09	9096210
		Dilution Factor: 1				

NOTE(S):

RL Reporting Limit

B Estimated result. Result is less than RL.

Science Applications International Corp

Client Sample ID: SCFww-002-0005-WW

HPLC

Lot-Sample #...: A9C310174-003 **Work Order #...:** K9C7F1AF **Matrix.....:** WG
Date Sampled...: 03/27/09 13:00 **Date Received..:** 03/28/09
Prep Date.....: 04/02/09 **Analysis Date..:** 04/09/09
Prep Batch #...: 9092289
Dilution Factor: 1.04 **Method.....:** SW846 8330

PARAMETER	RESULT	REPORTING LIMIT	UNITS
1,3,5-Trinitrobenzene	ND	0.21	ug/L
1,3-Dinitrobenzene	ND	0.21	ug/L
2-Amino-4,6-dinitrotoluene	ND	0.21	ug/L
2,4,6-Trinitrotoluene	ND	0.21	ug/L
2,4-Dinitrotoluene	ND	0.10	ug/L
2,6-Dinitrotoluene	ND	0.10	ug/L
2-Nitrotoluene	ND	0.52	ug/L
3-Nitrotoluene	ND	0.52	ug/L
4-Amino-2,6-dinitrotoluene	ND	0.21	ug/L
4-Nitrotoluene	ND	0.52	ug/L
HMX	ND	0.52	ug/L
Nitrobenzene	ND	0.21	ug/L
Nitroglycerin	ND	3.1	ug/L
RDX	ND	0.52	ug/L
PETN	ND	3.1	ug/L
Tetryl	ND	0.21	ug/L

SURROGATE	PERCENT RECOVERY	RECOVERY LIMITS
3,4-Dinitrotoluene	95	(50 - 150)

Science Applications International Corp

Client Sample ID: SCFww-002-0005-WW

HPLC

Lot-Sample #...: A9C310174-003 **Work Order #...:** K9C7F1AH **Matrix.....:** WG
Date Sampled...: 03/27/09 13:00 **Date Received..:** 03/28/09
Prep Date.....: 04/07/09 **Analysis Date..:** 04/10/09
Prep Batch #...: 9097383
Dilution Factor: 1 **Method.....:** SW846 8330 (Modif

PARAMETER	RESULT	REPORTING LIMIT	UNITS
Nitroguanidine	ND	20	ug/L

Science Applications International Corp

Client Sample ID: SCFww-002-0005-WW

General Chemistry

Lot-Sample #...: A9C310174-003 **Work Order #...:** K9C7F **Matrix.....:** WG
Date Sampled...: 03/27/09 13:00 **Date Received..:** 03/28/09

PARAMETER	RESULT	RL	UNITS	METHOD	PREPARATION-ANALYSIS DATE	PREP BATCH #
Acid-soluble sulfide	ND	3.0	mg/L	SW846 9030B/9034	04/02/09	9092409
		Dilution Factor: 1				
Corrosivity	**8.2**		**No Units**	**SW846 9045A**	**03/28/09**	**9092120**
		Dilution Factor: 1				
Cyanide, Total	ND	0.010	mg/L	SW846 9012A	04/02/09	9092383
		Dilution Factor: 1				
Flashpoint	**>180**		**deg F**	**SW846 1010**	**04/08/09**	**9098463**
		Dilution Factor: 1				
Nitrate-Nitrite	**0.04 B**	**0.1**	**mg/L**	**MCAWW 353.2**	**04/09/09**	**9099475**
		Dilution Factor: 1				
Nitrocellulose	ND	0.50	mg/L	MCAWW 353.2	04/06-04/07/09	9096210
		Dilution Factor: 1				

NOTE(S):

RL Reporting Limit

B Estimated result. Result is less than RL.

Science Applications International Corp

Client Sample ID: SCFww-003-0006-WW

HPLC

Lot-Sample #...: A9C310174-004 **Work Order #...:** K9C7J1AF **Matrix.....:** WG
Date Sampled...: 03/27/09 19:20 **Date Received..:** 03/28/09
Prep Date.....: 04/02/09 **Analysis Date..:** 04/09/09
Prep Batch #...: 9092289
Dilution Factor: 0.99 **Method.....:** SW846 8330

PARAMETER	RESULT	REPORTING LIMIT	UNITS
1,3,5-Trinitrobenzene	ND	0.20	ug/L
1,3-Dinitrobenzene	ND	0.20	ug/L
2-Amino-4,6-dinitrotoluene	ND	0.20	ug/L
2,4,6-Trinitrotoluene	ND	0.20	ug/L
2,4-Dinitrotoluene	ND	0.099	ug/L
2,6-Dinitrotoluene	ND	0.099	ug/L
2-Nitrotoluene	ND	0.50	ug/L
3-Nitrotoluene	ND	0.50	ug/L
4-Amino-2,6-dinitrotoluene	ND	0.20	ug/L
4-Nitrotoluene	ND	0.50	ug/L
HMX	**0.041 J**	**0.50**	**ug/L**
Nitrobenzene	**0.20 PG**	**0.20**	**ug/L**
Nitroglycerin	**0.47 J**	**3.0**	**ug/L**
RDX	ND	0.50	ug/L
PETN	ND	3.0	ug/L
Tetryl	ND	0.20	ug/L

SURROGATE	PERCENT RECOVERY	RECOVERY LIMITS
3,4-Dinitrotoluene	97	(50 - 150)

NOTE(S):

J Estimated result. Result is less than RL.

PG The percent difference between the original and confirmation analyses is greater than 40%.

Science Applications International Corp

Client Sample ID: SCFww-003-0006-WW

HPLC

Lot-Sample #...: A9C310174-004 **Work Order #...:** K9C7J1AH **Matrix.....:** WG
Date Sampled...: 03/27/09 19:20 **Date Received..:** 03/28/09
Prep Date.....: 04/07/09 **Analysis Date..:** 04/10/09
Prep Batch #...: 9097383
Dilution Factor: 1 **Method.....:** SW846 8330 (Modif

PARAMETER	RESULT	REPORTING LIMIT	UNITS
Nitroguanidine	ND	20	ug/L

Science Applications International Corp

Client Sample ID: SCFww-003-0006-WW

General Chemistry

Lot-Sample #...: A9C310174-004 **Work Order #...:** K9C7J **Matrix.....:** WG
Date Sampled...: 03/27/09 19:20 **Date Received..:** 03/28/09

PARAMETER	RESULT	RL	UNITS	METHOD	PREPARATION-ANALYSIS DATE	PREP BATCH #
Acid-soluble sulfide	ND	3.0	mg/L	SW846 9030B/9034	04/02/09	9092409
		Dilution Factor: 1				
Corrosivity	**7.8**		**No Units**	**SW846 9045A**	**03/28/09**	**9092120**
		Dilution Factor: 1				
Cyanide, Total	ND	0.010	mg/L	SW846 9012A	04/02/09	9092383
		Dilution Factor: 1				
Flashpoint	**>180**		**deg F**	**SW846 1010**	**04/08/09**	**9098463**
		Dilution Factor: 1				
Nitrate-Nitrite	ND	0.1	mg/L	MCAWW 353.2	04/09/09	9099475
		Dilution Factor: 1				
Nitrocellulose	ND	0.50	mg/L	MCAWW 353.2	04/06-04/07/09	9096210
		Dilution Factor: 1				

Science Applications International Corp

Client Sample ID: SCFmw-001-0008-WS

HPLC

Lot-Sample #...: A9C310174-006 **Work Order #...:** K9C7R1A9 **Matrix.....:** SO
Date Sampled...: 03/27/09 10:05 **Date Received..:** 03/28/09
Prep Date.....: 04/03/09 **Analysis Date..:** 04/09/09
Prep Batch #...: 9093292
Dilution Factor: 1
% Moisture.....: 12 **Method.....:** SW846 8330

PARAMETER	RESULT	REPORTING LIMIT	UNITS
1,3,5-Trinitrobenzene	ND	0.25	mg/kg
1,3-Dinitrobenzene	ND	0.25	mg/kg
2-Amino-4,6-dinitrotoluene	ND	0.30	mg/kg
2,4,6-Trinitrotoluene	ND	0.25	mg/kg
2,4-Dinitrotoluene	ND	0.25	mg/kg
2,6-Dinitrotoluene	ND	0.25	mg/kg
2-Nitrotoluene	ND	0.25	mg/kg
3-Nitrotoluene	ND	0.25	mg/kg
4-Amino-2,6-dinitrotoluene	ND	0.25	mg/kg
4-Nitrotoluene	ND	0.25	mg/kg
HMX	ND	0.25	mg/kg
Nitrobenzene	ND	0.25	mg/kg
Nitroglycerin	ND	0.50	mg/kg
RDX	ND	0.25	mg/kg
PETN	ND	0.50	mg/kg
Tetryl	ND	0.25	mg/kg

SURROGATE	PERCENT RECOVERY	RECOVERY LIMITS
3,4-Dinitrotoluene	93	(50 - 150)

Science Applications International Corp

Client Sample ID: SCFmw-001-0008-WS

HPLC

Lot-Sample #...: A9C310174-006 **Work Order #...:** K9C7R1CC **Matrix.....:** SO
Date Sampled...: 03/27/09 10:05 **Date Received..:** 03/28/09
Prep Date.....: 04/03/09 **Analysis Date..:** 04/10/09
Prep Batch #...: 9093296
Dilution Factor: 1
% Moisture.....: 12 **Method.....:** SW846 8330 (Modif

PARAMETER	RESULT	REPORTING LIMIT	UNITS
Nitroguanidine	ND	0.25	mg/kg

Science Applications International Corp

Client Sample ID: SCFmw-001-0008-WS

General Chemistry

Lot-Sample #...: A9C310174-006 **Work Order #...:** K9C7R **Matrix.....:** SO
Date Sampled...: 03/27/09 10:05 **Date Received..:** 03/28/09
% Moisture.....: 12

PARAMETER	RESULT	RL	UNITS	METHOD	PREPARATION-ANALYSIS DATE	PREP BATCH #
Acid-soluble sulfide	ND	34.1	mg/kg	SW846 9030B/9034	04/02/09	9092229
		Dilution Factor: 1				
Corrosivity	**8.2**		**No Units**	**SW846 9045C**	**03/31/09**	**9090392**
		Dilution Factor: 1				
Cyanide, Total	ND	0.57	mg/kg	SW846 9012A	04/01/09	9091434
		Dilution Factor: 1				
Flashpoint	**>180**		**deg F**	**SW846 1010**	**04/08/09**	**9098464**
		Dilution Factor: 1				
Nitrate/Nitrite as N	**0.6 B,J**	**1.1**	**mg/kg**	**MCAWW 353.2**	**04/08/09**	**9098476**
		Dilution Factor: 1				
Nitrocellulose	ND	5.7	mg/kg	MCAWW 353.2	04/03-04/07/09	9093414
		Dilution Factor: 1				
Percent Solids	**88.0**	**10.0**	**%**	**MCAWW 160.3 MOD**	**04/02-04/03/09**	**9092189**
		Dilution Factor: 1				

NOTE(S):

RL Reporting Limit

Results and reporting limits have been adjusted for dry weight.

B Estimated result. Result is less than RL.

J Method blank contamination. The associated method blank contains the target analyte at a reportable level.

Science Applications International Corp

Client Sample ID: SCFmw-002-0009-WS

HPLC

Lot-Sample #...: A9C310174-007 **Work Order #...:** K9C7W1AL **Matrix.....:** SO
Date Sampled...: 03/27/09 14:57 **Date Received..:** 03/28/09
Prep Date.....: 04/03/09 **Analysis Date..:** 04/10/09
Prep Batch #...: 9093292
Dilution Factor: 1
% Moisture.....: 20 **Method.....:** SW846 8330

PARAMETER	RESULT	REPORTING LIMIT	UNITS
1,3,5-Trinitrobenzene	ND	0.25	mg/kg
1,3-Dinitrobenzene	ND	0.25	mg/kg
2-Amino-4,6-dinitrotoluene	ND	0.30	mg/kg
2,4,6-Trinitrotoluene	ND	0.25	mg/kg
2,4-Dinitrotoluene	ND	0.25	mg/kg
2,6-Dinitrotoluene	ND	0.25	mg/kg
2-Nitrotoluene	ND	0.25	mg/kg
3-Nitrotoluene	ND	0.25	mg/kg
4-Amino-2,6-dinitrotoluene	ND	0.25	mg/kg
4-Nitrotoluene	ND	0.25	mg/kg
HMX	ND	0.25	mg/kg
Nitrobenzene	ND	0.25	mg/kg
Nitroglycerin	ND	0.50	mg/kg
RDX	ND	0.25	mg/kg
PETN	ND	0.50	mg/kg
Tetryl	ND	0.25	mg/kg

SURROGATE	PERCENT RECOVERY	RECOVERY LIMITS
3,4-Dinitrotoluene	97	(50 - 150)

Science Applications International Corp

Client Sample ID: SCFmw-002-0009-WS

HPLC

Lot-Sample #...: A9C310174-007 **Work Order #...:** K9C7W1CC **Matrix.....:** SO
Date Sampled...: 03/27/09 14:57 **Date Received..:** 03/28/09
Prep Date.....: 04/03/09 **Analysis Date..:** 04/10/09
Prep Batch #...: 9093296
Dilution Factor: 1
% Moisture.....: 20 **Method.....:** SW846 8330 (Modif

PARAMETER	RESULT	REPORTING LIMIT	UNITS
Nitroguanidine	ND	0.25	mg/kg

Science Applications International Corp

Client Sample ID: SCFmw-002-0009-WS

General Chemistry

Lot-Sample #...: A9C310174-007 **Work Order #...:** K9C7W **Matrix.....:** SO
Date Sampled...: 03/27/09 14:57 **Date Received..:** 03/28/09
% Moisture.....: 20

PARAMETER	RESULT	RL	UNITS	METHOD	PREPARATION-ANALYSIS DATE	PREP BATCH #
Acid-soluble sulfide	ND	37.4	mg/kg	SW846 9030B/9034	04/02/09	9092229
		Dilution Factor: 1				
Corrosivity	**8.0**		**No Units**	**SW846 9045C**	**03/31/09**	**9090392**
		Dilution Factor: 1				
Cyanide, Total	ND	0.62	mg/kg	SW846 9012A	04/01/09	9091434
		Dilution Factor: 1				
Flashpoint	**>180**		**deg F**	**SW846 1010**	**04/08/09**	**9098464**
		Dilution Factor: 1				
Nitrate/Nitrite as N	**0.7 B,J**	**1.2**	**mg/kg**	**MCAWW 353.2**	**04/08/09**	**9098476**
		Dilution Factor: 1				
Nitrocellulose	ND	6.2	mg/kg	MCAWW 353.2	04/03-04/07/09	9093414
		Dilution Factor: 1				
Percent Solids	**80.2**	**10.0**	**%**	**MCAWW 160.3 MOD**	**04/02-04/03/09**	**9092189**
		Dilution Factor: 1				

NOTE(S):

RL Reporting Limit

Results and reporting limits have been adjusted for dry weight.

B Estimated result. Result is less than RL.

J Method blank contamination. The associated method blank contains the target analyte at a reportable level.

Science Applications International Corp

Client Sample ID: SCFmw-003-0010-WS

HPLC

Lot-Sample #...: A9C310174-008 **Work Order #...:** K9C711AL **Matrix.....:** SO
Date Sampled...: 03/27/09 18:40 **Date Received..:** 03/28/09
Prep Date.....: 04/03/09 **Analysis Date..:** 04/10/09
Prep Batch #...: 9093292
Dilution Factor: 1
% Moisture.....: 15 **Method.....:** SW846 8330

PARAMETER	RESULT	REPORTING LIMIT	UNITS
1,3,5-Trinitrobenzene	ND	0.25	mg/kg
1,3-Dinitrobenzene	ND	0.25	mg/kg
2-Amino-4,6-dinitrotoluene	ND	0.30	mg/kg
2,4,6-Trinitrotoluene	ND	0.25	mg/kg
2,4-Dinitrotoluene	ND	0.25	mg/kg
2,6-Dinitrotoluene	ND	0.25	mg/kg
2-Nitrotoluene	ND	0.25	mg/kg
3-Nitrotoluene	ND	0.25	mg/kg
4-Amino-2,6-dinitrotoluene	ND	0.25	mg/kg
4-Nitrotoluene	ND	0.25	mg/kg
HMX	ND	0.25	mg/kg
Nitrobenzene	ND	0.25	mg/kg
Nitroglycerin	ND	0.50	mg/kg
RDX	ND	0.25	mg/kg
PETN	ND	0.50	mg/kg
Tetryl	ND	0.25	mg/kg

SURROGATE	PERCENT RECOVERY	RECOVERY LIMITS
3,4-Dinitrotoluene	98	(50 - 150)

Science Applications International Corp

Client Sample ID: SCFmw-003-0010-WS

HPLC

Lot-Sample #...: A9C310174-008 **Work Order #...:** K9C711CC **Matrix.....:** SO
Date Sampled...: 03/27/09 18:40 **Date Received..:** 03/28/09
Prep Date.....: 04/03/09 **Analysis Date..:** 04/10/09
Prep Batch #...: 9093296
Dilution Factor: 1
% Moisture.....: 15 **Method.....:** SW846 8330 (Modif

PARAMETER	RESULT	REPORTING LIMIT	UNITS
Nitroguanidine	ND	0.25	mg/kg

Science Applications International Corp

Client Sample ID: SCFmw-003-0010-WS

General Chemistry

Lot-Sample #...: A9C310174-008 **Work Order #...:** K9C71 **Matrix.....:** SO
Date Sampled...: 03/27/09 18:40 **Date Received..:** 03/28/09
% Moisture.....: 15

PARAMETER	RESULT	RL	UNITS	METHOD	PREPARATION-ANALYSIS DATE	PREP BATCH #
Acid-soluble sulfide	ND	35.5	mg/kg	SW846 9030B/9034	04/02/09	9092229
		Dilution Factor: 1				
Corrosivity	**7.8**		**No Units**	**SW846 9045C**	**03/31/09**	**9090392**
		Dilution Factor: 1				
Cyanide, Total	**0.31 B**	**0.59**	**mg/kg**	**SW846 9012A**	**04/01/09**	**9091434**
		Dilution Factor: 1				
Flashpoint	**>180**		**deg F**	**SW846 1010**	**04/08/09**	**9098464**
		Dilution Factor: 1				
Nitrate/Nitrite as N	**0.7 B,J**	**1.2**	**mg/kg**	**MCAWW 353.2**	**04/08/09**	**9098476**
		Dilution Factor: 1				
Nitrocellulose	ND	5.9	mg/kg	MCAWW 353.2	04/03-04/07/09	9093414
		Dilution Factor: 1				
Percent Solids	**84.6**	**10.0**	**%**	**MCAWW 160.3 MOD**	**04/02-04/03/09**	**9092189**
		Dilution Factor: 1				

NOTE(S):

RL Reporting Limit

Results and reporting limits have been adjusted for dry weight.

B Estimated result. Result is less than RL.

J Method blank contamination. The associated method blank contains the target analyte at a reportable level.

Science Applications International Corp

Client Sample ID: SCFmw-004-0011-WS

HPLC

Lot-Sample #...: A9C310174-009 **Work Order #...:** K9C721AL **Matrix.....:** SO
Date Sampled...: 03/27/09 17:45 **Date Received..:** 03/28/09
Prep Date.....: 04/03/09 **Analysis Date..:** 04/10/09
Prep Batch #...: 9093292
Dilution Factor: 0.98
% Moisture.....: 26 **Method.....:** SW846 8330

PARAMETER	RESULT	REPORTING LIMIT	UNITS
1,3,5-Trinitrobenzene	ND	0.24	mg/kg
1,3-Dinitrobenzene	ND	0.24	mg/kg
2-Amino-4,6-dinitrotoluene	ND	0.29	mg/kg
2,4,6-Trinitrotoluene	ND	0.24	mg/kg
2,4-Dinitrotoluene	ND	0.24	mg/kg
2,6-Dinitrotoluene	ND	0.24	mg/kg
2-Nitrotoluene	ND	0.24	mg/kg
3-Nitrotoluene	ND	0.24	mg/kg
4-Amino-2,6-dinitrotoluene	ND	0.24	mg/kg
4-Nitrotoluene	ND	0.24	mg/kg
HMX	ND	0.24	mg/kg
Nitrobenzene	ND	0.24	mg/kg
Nitroglycerin	ND	0.49	mg/kg
RDX	ND	0.24	mg/kg
PETN	ND	0.49	mg/kg
Tetryl	ND	0.24	mg/kg

SURROGATE	PERCENT RECOVERY	RECOVERY LIMITS
3,4-Dinitrotoluene	98	(50 - 150)

Science Applications International Corp

Client Sample ID: SCFmw-004-0011-WS

HPLC

Lot-Sample #...: A9C310174-009 **Work Order #...:** K9C721CC **Matrix.....:** SO
Date Sampled...: 03/27/09 17:45 **Date Received..:** 03/28/09
Prep Date.....: 04/03/09 **Analysis Date..:** 04/10/09
Prep Batch #...: 9093296
Dilution Factor: 1
% Moisture.....: 26 **Method.....:** SW846 8330 (Modif

PARAMETER	RESULT	REPORTING LIMIT	UNITS
Nitroguanidine	ND	0.25	mg/kg

Science Applications International Corp

Client Sample ID: SCFmw-004-0011-WS

General Chemistry

Lot-Sample #...: A9C310174-009 **Work Order #...:** K9C72 **Matrix.....:** SO
Date Sampled...: 03/27/09 17:45 **Date Received..:** 03/28/09
% Moisture.....: 26

PARAMETER	RESULT	RL	UNITS	METHOD	PREPARATION-ANALYSIS DATE	PREP BATCH #
Acid-soluble sulfide	ND	40.7	mg/kg	SW846 9030B/9034	04/02/09	9092229
		Dilution Factor: 1				
Corrosivity	**8.0**		**No Units**	**SW846 9045C**	**03/31/09**	**9090392**
		Dilution Factor: 1				
Cyanide, Total	ND	0.68	mg/kg	SW846 9012A	04/01/09	9091434
		Dilution Factor: 1				
Flashpoint	**>180**		**deg F**	**SW846 1010**	**04/09/09**	**9099429**
		Dilution Factor: 1				
Nitrate/Nitrite as N	**0.8 B,J**	**1.4**	**mg/kg**	**MCAWW 353.2**	**04/08/09**	**9098476**
		Dilution Factor: 1				
Nitrocellulose	ND	6.8	mg/kg	MCAWW 353.2	04/03-04/07/09	9093414
		Dilution Factor: 1				
Percent Solids	**73.8**	**10.0**	**%**	**MCAWW 160.3 MOD**	**04/02-04/03/09**	**9092189**
		Dilution Factor: 1				

NOTE(S):

RL Reporting Limit

Results and reporting limits have been adjusted for dry weight.

B Estimated result. Result is less than RL.

J Method blank contamination. The associated method blank contains the target analyte at a reportable level.

Science Applications International Corp

Client Sample ID: SCFmw-004-0012-WS

HPLC

Lot-Sample #...: A9C310174-010 **Work Order #...:** K9C731AX **Matrix.....:** SO
Date Sampled...: 03/27/09 18:13 **Date Received..:** 03/28/09
Prep Date.....: 04/03/09 **Analysis Date..:** 04/10/09
Prep Batch #...: 9093292
Dilution Factor: 0.99
% Moisture.....: 27 **Method.....:** SW846 8330

PARAMETER	RESULT	REPORTING LIMIT	UNITS
1,3,5-Trinitrobenzene	**0.022 J**	**0.25**	**mg/kg**
1,3-Dinitrobenzene	ND	0.25	mg/kg
2-Amino-4,6-dinitrotoluene	ND	0.30	mg/kg
2,4,6-Trinitrotoluene	ND	0.25	mg/kg
2,4-Dinitrotoluene	ND	0.25	mg/kg
2,6-Dinitrotoluene	ND	0.25	mg/kg
2-Nitrotoluene	ND	0.25	mg/kg
3-Nitrotoluene	ND	0.25	mg/kg
4-Amino-2,6-dinitrotoluene	ND	0.25	mg/kg
4-Nitrotoluene	ND	0.25	mg/kg
HMX	ND	0.25	mg/kg
Nitrobenzene	ND	0.25	mg/kg
Nitroglycerin	ND	0.50	mg/kg
RDX	ND	0.25	mg/kg
PETN	ND	0.50	mg/kg
Tetryl	ND	0.25	mg/kg

SURROGATE	PERCENT RECOVERY	RECOVERY LIMITS
3,4-Dinitrotoluene	98	(50 - 150)

NOTE(S):

J Estimated result. Result is less than RL.

Science Applications International Corp

Client Sample ID: SCFmw-004-0012-WS

HPLC

Lot-Sample #...: A9C310174-010 **Work Order #...:** K9C731CC **Matrix.....:** SO
Date Sampled...: 03/27/09 18:13 **Date Received..:** 03/28/09
Prep Date.....: 04/03/09 **Analysis Date..:** 04/10/09
Prep Batch #...: 9093296
Dilution Factor: 1
% Moisture.....: 27 **Method.....:** SW846 8330 (Modif

PARAMETER	RESULT	REPORTING LIMIT	UNITS
Nitroguanidine	ND	0.25	mg/kg

Science Applications International Corp

Client Sample ID: SCFmw-004-0012-WS

General Chemistry

Lot-Sample #...: A9C310174-010 **Work Order #...:** K9C73 **Matrix.....:** SO
Date Sampled...: 03/27/09 18:13 **Date Received..:** 03/28/09
% Moisture.....: 27

PARAMETER	RESULT	RL	UNITS	METHOD	PREPARATION-ANALYSIS DATE	PREP BATCH #
Acid-soluble sulfide	ND	41.0	mg/kg	SW846 9030B/9034	04/02/09	9092229
		Dilution Factor: 1				
Corrosivity	**9.5**		**No Units**	**SW846 9045C**	**03/31/09**	**9090392**
		Dilution Factor: 1				
Cyanide, Total	ND	0.68	mg/kg	SW846 9012A	04/01/09	9091434
		Dilution Factor: 1				
Flashpoint	**>180**		**deg F**	**SW846 1010**	**04/09/09**	**9099429**
		Dilution Factor: 1				
Nitrate/Nitrite as N	**0.9 B,J**	**1.4**	**mg/kg**	**MCAWW 353.2**	**04/08/09**	**9098476**
		Dilution Factor: 1				
Nitrocellulose	ND	6.8	mg/kg	MCAWW 353.2	04/03-04/07/09	9093414
		Dilution Factor: 1				
Percent Solids	**73.2**	**10.0**	**%**	**MCAWW 160.3 MOD**	**04/02-04/03/09**	**9092189**
		Dilution Factor: 1				

NOTE(S):

RL Reporting Limit

Results and reporting limits have been adjusted for dry weight.

B Estimated result. Result is less than RL.

J Method blank contamination. The associated method blank contains the target analyte at a reportable level.

Science Applications International Corp

Client Sample ID: SCFmw-005-0013-WS

HPLC

Lot-Sample #...: A9C310174-011 **Work Order #...:** K9C761AX **Matrix.....:** SO
Date Sampled...: 03/27/09 17:05 **Date Received..:** 03/28/09
Prep Date.....: 04/03/09 **Analysis Date..:** 04/10/09
Prep Batch #...: 9093292
Dilution Factor: 0.98
% Moisture.....: 17 **Method.....:** SW846 8330

PARAMETER	RESULT	REPORTING LIMIT	UNITS
1,3,5-Trinitrobenzene	ND	0.24	mg/kg
1,3-Dinitrobenzene	ND	0.24	mg/kg
2-Amino-4,6-dinitrotoluene	ND	0.29	mg/kg
2,4,6-Trinitrotoluene	ND	0.24	mg/kg
2,4-Dinitrotoluene	ND	0.24	mg/kg
2,6-Dinitrotoluene	ND	0.24	mg/kg
2-Nitrotoluene	ND	0.24	mg/kg
3-Nitrotoluene	ND	0.24	mg/kg
4-Amino-2,6-dinitrotoluene	ND	0.24	mg/kg
4-Nitrotoluene	ND	0.24	mg/kg
HMX	ND	0.24	mg/kg
Nitrobenzene	ND	0.24	mg/kg
Nitroglycerin	ND	0.49	mg/kg
RDX	ND	0.24	mg/kg
PETN	ND	0.49	mg/kg
Tetryl	ND	0.24	mg/kg

SURROGATE	PERCENT RECOVERY	RECOVERY LIMITS
3,4-Dinitrotoluene	96	(50 - 150)

Science Applications International Corp

Client Sample ID: SCFmw-005-0013-WS

HPLC

Lot-Sample #...: A9C310174-011 **Work Order #...:** K9C761CC **Matrix.....:** SO
Date Sampled...: 03/27/09 17:05 **Date Received..:** 03/28/09
Prep Date.....: 04/03/09 **Analysis Date..:** 04/10/09
Prep Batch #...: 9093296
Dilution Factor: 1
% Moisture.....: 17 **Method.....:** SW846 8330 (Modif

PARAMETER	RESULT	REPORTING LIMIT	UNITS
Nitroguanidine	ND	0.25	mg/kg

Science Applications International Corp

Client Sample ID: SCFmw-005-0013-WS

General Chemistry

Lot-Sample #...: A9C310174-011 **Work Order #...:** K9C76 **Matrix.....:** SO
Date Sampled...: 03/27/09 17:05 **Date Received..:** 03/28/09
% Moisture.....: 17

PARAMETER	RESULT	RL	UNITS	METHOD	PREPARATION-ANALYSIS DATE	PREP BATCH #
Acid-soluble sulfide	ND	36.1	mg/kg	SW846 9030B/9034	04/02/09	9092229
		Dilution Factor: 1				
Corrosivity	**6.1**		**No Units**	**SW846 9045C**	**03/31/09**	**9090392**
		Dilution Factor: 1				
Cyanide, Total	ND	0.60	mg/kg	SW846 9012A	04/01/09	9091434
		Dilution Factor: 1				
Flashpoint	**>180**		**deg F**	**SW846 1010**	**04/09/09**	**9099429**
		Dilution Factor: 1				
Nitrate/Nitrite as N	ND	1.2	mg/kg	MCAWW 353.2	04/08/09	9098476
		Dilution Factor: 1				
Nitrocellulose	ND	6.0	mg/kg	MCAWW 353.2	04/03-04/07/09	9093414
		Dilution Factor: 1				
Percent Solids	**83.2**	**10.0**	**%**	**MCAWW 160.3 MOD**	**04/02-04/03/09**	**9092189**
		Dilution Factor: 1				

NOTE(S):

RL Reporting Limit

Results and reporting limits have been adjusted for dry weight.

Science Applications International Corp

Client Sample ID: SCFmw-006-0014-WS

HPLC

Lot-Sample #...: A9C310174-012 **Work Order #...:** K9C771AX **Matrix.....:** SO
Date Sampled...: 03/27/09 16:00 **Date Received..:** 03/28/09
Prep Date.....: 04/03/09 **Analysis Date..:** 04/10/09
Prep Batch #...: 9093292
Dilution Factor: 0.98
% Moisture.....: 19 **Method.....:** SW846 8330

PARAMETER	RESULT	REPORTING LIMIT	UNITS
1,3,5-Trinitrobenzene	ND	0.24	mg/kg
1,3-Dinitrobenzene	ND	0.24	mg/kg
2-Amino-4,6-dinitrotoluene	ND	0.29	mg/kg
2,4,6-Trinitrotoluene	ND	0.24	mg/kg
2,4-Dinitrotoluene	ND	0.24	mg/kg
2,6-Dinitrotoluene	ND	0.24	mg/kg
2-Nitrotoluene	ND	0.24	mg/kg
3-Nitrotoluene	ND	0.24	mg/kg
4-Amino-2,6-dinitrotoluene	ND	0.24	mg/kg
4-Nitrotoluene	ND	0.24	mg/kg
HMX	ND	0.24	mg/kg
Nitrobenzene	ND	0.24	mg/kg
Nitroglycerin	ND	0.49	mg/kg
RDX	ND	0.24	mg/kg
PETN	ND	0.49	mg/kg
Tetryl	ND	0.24	mg/kg

SURROGATE	PERCENT RECOVERY	RECOVERY LIMITS
3,4-Dinitrotoluene	97	(50 - 150)

Science Applications International Corp

Client Sample ID: SCFmw-006-0014-WS

HPLC

Lot-Sample #...: A9C310174-012 **Work Order #...:** K9C771CC **Matrix.....:** SO
Date Sampled...: 03/27/09 16:00 **Date Received..:** 03/28/09
Prep Date.....: 04/03/09 **Analysis Date..:** 04/10/09
Prep Batch #...: 9093296
Dilution Factor: 1
% Moisture.....: 19 **Method.....:** SW846 8330 (Modif

PARAMETER	RESULT	REPORTING LIMIT	UNITS
Nitroguanidine	ND	0.25	mg/kg

Science Applications International Corp

Client Sample ID: SCFmw-006-0014-WS

General Chemistry

Lot-Sample #...: A9C310174-012 **Work Order #...:** K9C77 **Matrix.....:** SO
Date Sampled...: 03/27/09 16:00 **Date Received..:** 03/28/09
% Moisture.....: 19

PARAMETER	RESULT	RL	UNITS	METHOD	PREPARATION-ANALYSIS DATE	PREP BATCH #
Acid-soluble sulfide	ND	37.1 Dilution Factor: 1	mg/kg	SW846 9030B/9034	04/02/09	9092229
Corrosivity	**8.3**	**No Units** Dilution Factor: 1		**SW846 9045C**	**03/31/09**	**9090392**
Cyanide, Total	ND	0.62 Dilution Factor: 1	mg/kg	SW846 9012A	04/01/09	9091434
Flashpoint	**>180**	**deg F** Dilution Factor: 1		**SW846 1010**	**04/09/09**	**9099429**
Nitrate/Nitrite as N	ND	1.2 Dilution Factor: 1	mg/kg	MCAWW 353.2	04/08/09	9098476
Nitrocellulose	ND	6.2 Dilution Factor: 1	mg/kg	MCAWW 353.2	04/03-04/07/09	9093414
Percent Solids	**80.9**	**10.0** Dilution Factor: 1	**%**	**MCAWW 160.3 MOD**	**04/02-04/03/09**	**9092273**

NOTE(S):

RL Reporting Limit

Results and reporting limits have been adjusted for dry weight.

METHOD BLANK REPORT

HPLC

Client Lot #...: A9C310174 **Work Order #...:** K9GXN1AA **Matrix.....:** WATER
MB Lot-Sample #: G9D020000-289

Prep Date.....: 04/02/09
Analysis Date..: 04/09/09 **Prep Batch #...:** 9092289
Dilution Factor: 1

PARAMETER	RESULT	REPORTING LIMIT	UNITS	METHOD
1,3,5-Trinitrobenzene	**0.043 J**	**0.20**	**ug/L**	**SW846 8330**
1,3-Dinitrobenzene	ND	0.20	ug/L	SW846 8330
2-Amino-4,6-dinitrotoluene	ND	0.20	ug/L	SW846 8330
2,4,6-Trinitrotoluene	ND	0.20	ug/L	SW846 8330
2,4-Dinitrotoluene	ND	0.10	ug/L	SW846 8330
2,6-Dinitrotoluene	ND	0.10	ug/L	SW846 8330
2-Nitrotoluene	ND	0.50	ug/L	SW846 8330
3-Nitrotoluene	ND	0.50	ug/L	SW846 8330
4-Amino-2,6-dinitrotoluene	ND	0.20	ug/L	SW846 8330
4-Nitrotoluene	ND	0.50	ug/L	SW846 8330
HMX	ND	0.50	ug/L	SW846 8330
Nitrobenzene	ND	0.20	ug/L	SW846 8330
Nitroglycerin	ND	3.0	ug/L	SW846 8330
RDX	ND	0.50	ug/L	SW846 8330
PETN	ND	3.0	ug/L	SW846 8330
Tetryl	ND	0.20	ug/L	SW846 8330

SURROGATE	PERCENT RECOVERY	RECOVERY LIMITS
3,4-Dinitrotoluene	97	(50 - 150)

NOTE(S):

Calculations are performed before rounding to avoid round-off errors in calculated results.

J Estimated result. Result is less than RL.

METHOD BLANK REPORT

HPLC

Client Lot #...: A9C310174 **Work Order #...:** K9J8F1AA **Matrix.....:** SOLID
MB Lot-Sample #: G9D030000-292

Prep Date.....: 04/03/09
Analysis Date..: 04/09/09 **Prep Batch #...:** 9093292
Dilution Factor: 1

PARAMETER	RESULT	REPORTING LIMIT	UNITS	METHOD
1,3,5-Trinitrobenzene	ND	0.25	mg/kg	SW846 8330
1,3-Dinitrobenzene	ND	0.25	mg/kg	SW846 8330
2-Amino-4,6-dinitrotoluene	ND	0.30	mg/kg	SW846 8330
2,4,6-Trinitrotoluene	ND	0.25	mg/kg	SW846 8330
2,4-Dinitrotoluene	ND	0.25	mg/kg	SW846 8330
2,6-Dinitrotoluene	ND	0.25	mg/kg	SW846 8330
2-Nitrotoluene	ND	0.25	mg/kg	SW846 8330
3-Nitrotoluene	ND	0.25	mg/kg	SW846 8330
4-Amino-2,6-dinitrotoluene	ND	0.25	mg/kg	SW846 8330
4-Nitrotoluene	ND	0.25	mg/kg	SW846 8330
HMX	ND	0.25	mg/kg	SW846 8330
Nitrobenzene	ND	0.25	mg/kg	SW846 8330
Nitroglycerin	ND	0.50	mg/kg	SW846 8330
RDX	ND	0.25	mg/kg	SW846 8330
PETN	ND	0.50	mg/kg	SW846 8330
Tetryl	ND	0.25	mg/kg	SW846 8330

SURROGATE	PERCENT RECOVERY	RECOVERY LIMITS
3,4-Dinitrotoluene	95	(50 - 150)

NOTE(S):

Calculations are performed before rounding to avoid round-off errors in calculated results.

METHOD BLANK REPORT

HPLC

Client Lot #...: A9C310174 **Work Order #...:** K9J831AA **Matrix.....:** SOLID
MB Lot-Sample #: G9D030000-296
Prep Date.....: 04/03/09
Analysis Date..: 04/10/09 **Prep Batch #...:** 9093296
Dilution Factor: 1

PARAMETER	RESULT	REPORTING LIMIT	UNITS	METHOD
Nitroguanidine	ND	0.25	mg/kg	SW846 8330 (Modif

NOTE(S):

Calculations are performed before rounding to avoid round-off errors in calculated results.

METHOD BLANK REPORT

HPLC

Client Lot #...: A9C310174 **Work Order #...:** K9PQR1AA **Matrix.....:** WATER
MB Lot-Sample #: G9D070000-383
Prep Date.....: 04/07/09
Analysis Date..: 04/10/09 **Prep Batch #...:** 9097383
Dilution Factor: 1

PARAMETER	RESULT	REPORTING LIMIT	UNITS	METHOD
Nitroguanidine	ND	20	ug/L	SW846 8330 (Modif

NOTE(S):

Calculations are performed before rounding to avoid round-off errors in calculated results.

METHOD BLANK REPORT

General Chemistry

Client Lot #...: A9C310174 **Matrix.....:** SOLID

PARAMETER	RESULT	REPORTING LIMIT	UNITS	METHOD	PREPARATION-ANALYSIS DATE	PREP BATCH #
Acid-soluble sulfide		Work Order #: K9GGA1AA		MB Lot-Sample #:	A9D020000-229	
	ND	30.0	mg/kg	SW846 9030B/9034	04/02/09	9092229
		Dilution Factor: 1				
Cyanide, Total		Work Order #: K9FG21AA		MB Lot-Sample #:	A9D010000-434	
	ND	0.50	mg/kg	SW846 9012A	04/01/09	9091434
		Dilution Factor: 1				
Nitrate/Nitrite as N		Work Order #: K9R8F1AA		MB Lot-Sample #:	A9D080000-476	
	0.5 B	**1.0**	**mg/kg**	**MCAWW 353.2**	**04/08/09**	**9098476**
		Dilution Factor: 1				
Nitrocellulose		Work Order #: K9K511AA		MB Lot-Sample #:	G9D030000-414	
	ND	5.0	mg/kg	MCAWW 353.2	04/03-04/07/09	9093414
		Dilution Factor: 1				
Percent Solids		Work Order #: K9F8L1AA		MB Lot-Sample #:	A9D020000-189	
	ND	10.0	%	MCAWW 160.3 MOD	04/02-04/03/09	9092189
		Dilution Factor: 1				
Percent Solids		Work Order #: K9GQR1AA		MB Lot-Sample #:	A9D020000-273	
	ND	10.0	%	MCAWW 160.3 MOD	04/02-04/03/09	9092273
		Dilution Factor: 1				

NOTE(S):

Calculations are performed before rounding to avoid round-off errors in calculated results.

B Estimated result. Result is less than RL.

METHOD BLANK REPORT

General Chemistry

Client Lot #...: A9C310174 **Matrix.....:** WATER

PARAMETER	RESULT	REPORTING LIMIT	UNITS	METHOD	PREPARATION-ANALYSIS DATE	PREP BATCH #
Acid-soluble sulfide		Work Order #: K9HK21AA		MB Lot-Sample #:	A9D020000-409	
	ND	3.0	mg/L	SW846 9030B/9034	04/02/09	9092409
		Dilution Factor: 1				
Cyanide, Total		Work Order #: K9HDT1AA		MB Lot-Sample #:	A9D020000-383	
	0.0050 B	**0.010**	**mg/L**	**SW846 9012A**	**04/02/09**	**9092383**
		Dilution Factor: 1				
Nitrate-Nitrite		Work Order #: K9WND1AA		MB Lot-Sample #:	A9D090000-475	
	ND	0.1	mg/L	MCAWW 353.2	04/09/09	9099475
		Dilution Factor: 1				
Nitrocellulose		Work Order #: K9MGV1AA		MB Lot-Sample #:	G9D060000-210	
	ND	0.50	mg/L	MCAWW 353.2	04/06-04/07/09	9096210
		Dilution Factor: 1				

NOTE(S):

Calculations are performed before rounding to avoid round-off errors in calculated results.

B Estimated result. Result is less than RL.

LABORATORY CONTROL SAMPLE EVALUATION REPORT

HPLC

Client Lot #...: A9C310174 **Work Order #...:** K9GXN1AC-LCS **Matrix.....:** WATER
LCS Lot-Sample#: G9D020000-289 K9GXN1AD-LCSD
Prep Date.....: 04/02/09 **Analysis Date..:** 04/09/09
Prep Batch #...: 9092289
Dilution Factor: 1

PARAMETER	PERCENT RECOVERY	RECOVERY LIMITS	RPD	RPD LIMITS	METHOD
1,3,5-Trinitrobenzene	**94**	**(53 - 135)**			**SW846 8330**
	97	**(53 - 135)**	**3.5**	**(0-30)**	**SW846 8330**
1,3-Dinitrobenzene	**93**	**(54 - 120)**			**SW846 8330**
	96	**(54 - 120)**	**2.9**	**(0-30)**	**SW846 8330**
2-Amino-4,6-dinitrotoluene	**99**	**(53 - 120)**			**SW846 8330**
	102	**(53 - 120)**	**3.0**	**(0-30)**	**SW846 8330**
2,4,6-Trinitrotoluene	**86**	**(37 - 120)**			**SW846 8330**
	89	**(37 - 120)**	**2.6**	**(0-30)**	**SW846 8330**
2,4-Dinitrotoluene	**92**	**(58 - 136)**			**SW846 8330**
	95	**(58 - 136)**	**3.0**	**(0-30)**	**SW846 8330**
2,6-Dinitrotoluene	**92**	**(52 - 144)**			**SW846 8330**
	95	**(52 - 144)**	**2.7**	**(0-30)**	**SW846 8330**
2-Nitrotoluene	**88**	**(52 - 120)**			**SW846 8330**
	90	**(52 - 120)**	**2.8**	**(0-30)**	**SW846 8330**
3-Nitrotoluene	**88**	**(48 - 136)**			**SW846 8330**
	90	**(48 - 136)**	**2.7**	**(0-30)**	**SW846 8330**
4-Amino-2,6-dinitrotoluene	**89**	**(58 - 159)**			**SW846 8330**
	90	**(58 - 159)**	**1.6**	**(0-30)**	**SW846 8330**
4-Nitrotoluene	**88**	**(46 - 136)**			**SW846 8330**
	90	**(46 - 136)**	**2.8**	**(0-30)**	**SW846 8330**
HMX	**89**	**(45 - 140)**			**SW846 8330**
	91	**(45 - 140)**	**2.8**	**(0-30)**	**SW846 8330**
Nitrobenzene	**90**	**(49 - 120)**			**SW846 8330**
	93	**(49 - 120)**	**3.6**	**(0-30)**	**SW846 8330**
Nitroglycerin	**98**	**(60 - 120)**			**SW846 8330**
	101	**(60 - 120)**	**2.1**	**(0-60)**	**SW846 8330**
RDX	**91**	**(39 - 120)**			**SW846 8330**
	95	**(39 - 120)**	**3.4**	**(0-30)**	**SW846 8330**
PETN	**97**	**(60 - 120)**			**SW846 8330**
	99	**(60 - 120)**	**2.5**	**(0-30)**	**SW846 8330**
Tetryl	**84**	**(30 - 120)**			**SW846 8330**
	86	**(30 - 120)**	**3.0**	**(0-30)**	**SW846 8330**

SURROGATE	PERCENT RECOVERY	RECOVERY LIMITS
3,4-Dinitrotoluene	96	(50 - 150)
	98	(50 - 150)

(Continued on next page)

LABORATORY CONTROL SAMPLE EVALUATION REPORT

HPLC

Client Lot #...: A9C310174 **Work Order #...:** K9GXN1AC-LCS **Matrix.....:** WATER
LCS Lot-Sample#: G9D020000-289 K9GXN1AD-LCSD

NOTE(S):

Calculations are performed before rounding to avoid round-off errors in calculated results.

Bold print denotes control parameters

LABORATORY CONTROL SAMPLE DATA REPORT

HPLC

Client Lot #...: A9C310174 **Work Order #...:** K9GXN1AC-LCS **Matrix.....:** WATER
LCS Lot-Sample#: G9D020000-289 K9GXN1AD-LCSD
Prep Date.....: 04/02/09 **Analysis Date..:** 04/09/09
Prep Batch #...: 9092289
Dilution Factor: 1

PARAMETER	SPIKE AMOUNT	MEASURED AMOUNT	UNITS	PERCENT RECOVERY	RPD	METHOD
1,3,5-Trinitrobenzene	**1.0**	**0.94**	**ug/L**	**94**		**SW846 8330**
	1.0	**0.97**	**ug/L**	**97**	**3.5**	**SW846 8330**
1,3-Dinitrobenzene	**1.0**	**0.93**	**ug/L**	**93**		**SW846 8330**
	1.0	**0.96**	**ug/L**	**96**	**2.9**	**SW846 8330**
2-Amino-4,6-dinitrotoluene	**1.0**	**0.99**	**ug/L**	**99**		**SW846 8330**
	1.0	**1.0**	**ug/L**	**102**	**3.0**	**SW846 8330**
2,4,6-Trinitrotoluene	**1.0**	**0.86**	**ug/L**	**86**		**SW846 8330**
	1.0	**0.89**	**ug/L**	**89**	**2.6**	**SW846 8330**
2,4-Dinitrotoluene	**1.0**	**0.92**	**ug/L**	**92**		**SW846 8330**
	1.0	**0.95**	**ug/L**	**95**	**3.0**	**SW846 8330**
2,6-Dinitrotoluene	**1.0**	**0.92**	**ug/L**	**92**		**SW846 8330**
	1.0	**0.95**	**ug/L**	**95**	**2.7**	**SW846 8330**
2-Nitrotoluene	**1.0**	**0.88**	**ug/L**	**88**		**SW846 8330**
	1.0	**0.90**	**ug/L**	**90**	**2.8**	**SW846 8330**
3-Nitrotoluene	**1.0**	**0.88**	**ug/L**	**88**		**SW846 8330**
	1.0	**0.90**	**ug/L**	**90**	**2.7**	**SW846 8330**
4-Amino-2,6-dinitrotoluene	**1.0**	**0.89**	**ug/L**	**89**		**SW846 8330**
	1.0	**0.90**	**ug/L**	**90**	**1.6**	**SW846 8330**
4-Nitrotoluene	**1.0**	**0.88**	**ug/L**	**88**		**SW846 8330**
	1.0	**0.90**	**ug/L**	**90**	**2.8**	**SW846 8330**
HMX	**1.0**	**0.89**	**ug/L**	**89**		**SW846 8330**
	1.0	**0.91**	**ug/L**	**91**	**2.8**	**SW846 8330**
Nitrobenzene	**1.0**	**0.90**	**ug/L**	**90**		**SW846 8330**
	1.0	**0.93**	**ug/L**	**93**	**3.6**	**SW846 8330**
Nitroglycerin	**5.0**	**4.9**	**ug/L**	**98**		**SW846 8330**
	5.0	**5.0**	**ug/L**	**101**	**2.1**	**SW846 8330**
RDX	**1.0**	**0.91**	**ug/L**	**91**		**SW846 8330**
	1.0	**0.95**	**ug/L**	**95**	**3.4**	**SW846 8330**
PETN	**5.0**	**4.8**	**ug/L**	**97**		**SW846 8330**
	5.0	**5.0**	**ug/L**	**99**	**2.5**	**SW846 8330**
Tetryl	**1.0**	**0.84**	**ug/L**	**84**		**SW846 8330**
	1.0	**0.86**	**ug/L**	**86**	**3.0**	**SW846 8330**

SURROGATE	PERCENT RECOVERY	RECOVERY LIMITS
3,4-Dinitrotoluene	96	(50 - 150)
	98	(50 - 150)

(Continued on next page)

LABORATORY CONTROL SAMPLE DATA REPORT

HPLC

Client Lot #...: A9C310174 **Work Order #...:** K9GXN1AC-LCS **Matrix.....:** WATER
LCS Lot-Sample#: G9D020000-289 K9GXN1AD-LCSD

NOTE(S):

Calculations are performed before rounding to avoid round-off errors in calculated results.

Bold print denotes control parameters

LABORATORY CONTROL SAMPLE EVALUATION REPORT

HPLC

Client Lot #...: A9C310174 **Work Order #...:** K9J8F1AC **Matrix.....:** SOLID
LCS Lot-Sample#: G9D030000-292
Prep Date.....: 04/03/09 **Analysis Date..:** 04/09/09
Prep Batch #...: 9093292
Dilution Factor: 1

PARAMETER	PERCENT RECOVERY	RECOVERY LIMITS	METHOD
1,3,5-Trinitrobenzene	**94**	**(50 - 135)**	**SW846 8330**
1,3-Dinitrobenzene	**93**	**(50 - 120)**	**SW846 8330**
2-Amino-4,6-dinitrotoluene	**101**	**(50 - 120)**	**SW846 8330**
2,4,6-Trinitrotoluene	**90**	**(44 - 120)**	**SW846 8330**
2,4-Dinitrotoluene	**95**	**(50 - 136)**	**SW846 8330**
2,6-Dinitrotoluene	**95**	**(50 - 144)**	**SW846 8330**
2-Nitrotoluene	**94**	**(59 - 120)**	**SW846 8330**
3-Nitrotoluene	**97**	**(50 - 136)**	**SW846 8330**
4-Amino-2,6-dinitrotoluene	**93**	**(50 - 159)**	**SW846 8330**
4-Nitrotoluene	**93**	**(58 - 136)**	**SW846 8330**
HMX	**94**	**(60 - 140)**	**SW846 8330**
Nitrobenzene	**90**	**(59 - 120)**	**SW846 8330**
Nitroglycerin	**99**	**(60 - 120)**	**SW846 8330**
RDX	**92**	**(59 - 120)**	**SW846 8330**
PETN	**97**	**(60 - 120)**	**SW846 8330**
Tetryl	**87**	**(37 - 120)**	**SW846 8330**

SURROGATE	PERCENT RECOVERY	RECOVERY LIMITS
3,4-Dinitrotoluene	94	(50 - 150)

NOTE(S):

Calculations are performed before rounding to avoid round-off errors in calculated results.

Bold print denotes control parameters

LABORATORY CONTROL SAMPLE DATA REPORT

HPLC

Client Lot #...: A9C310174 **Work Order #...:** K9J8F1AC **Matrix.....:** SOLID
LCS Lot-Sample#: G9D030000-292
Prep Date.....: 04/03/09 **Analysis Date..:** 04/09/09
Prep Batch #...: 9093292
Dilution Factor: 1

PARAMETER	SPIKE AMOUNT	MEASURED AMOUNT	UNITS	PERCENT RECOVERY	METHOD
1,3,5-Trinitrobenzene	**1.0**	**0.94**	**mg/kg**	**94**	**SW846 8330**
1,3-Dinitrobenzene	**1.0**	**0.93**	**mg/kg**	**93**	**SW846 8330**
2-Amino-4,6-dinitrotoluene	**1.0**	**1.0**	**mg/kg**	**101**	**SW846 8330**
2,4,6-Trinitrotoluene	**1.0**	**0.90**	**mg/kg**	**90**	**SW846 8330**
2,4-Dinitrotoluene	**1.0**	**0.95**	**mg/kg**	**95**	**SW846 8330**
2,6-Dinitrotoluene	**1.0**	**0.95**	**mg/kg**	**95**	**SW846 8330**
2-Nitrotoluene	**1.0**	**0.94**	**mg/kg**	**94**	**SW846 8330**
3-Nitrotoluene	**1.0**	**0.97**	**mg/kg**	**97**	**SW846 8330**
4-Amino-2,6-dinitrotoluene	**1.0**	**0.93**	**mg/kg**	**93**	**SW846 8330**
4-Nitrotoluene	**1.0**	**0.93**	**mg/kg**	**93**	**SW846 8330**
HMX	**1.0**	**0.94**	**mg/kg**	**94**	**SW846 8330**
Nitrobenzene	**1.0**	**0.90**	**mg/kg**	**90**	**SW846 8330**
Nitroglycerin	**5.0**	**4.9**	**mg/kg**	**99**	**SW846 8330**
RDX	**1.0**	**0.92**	**mg/kg**	**92**	**SW846 8330**
PETN	**5.0**	**4.9**	**mg/kg**	**97**	**SW846 8330**
Tetryl	**1.0**	**0.87**	**mg/kg**	**87**	**SW846 8330**

SURROGATE	PERCENT RECOVERY	RECOVERY LIMITS
3,4-Dinitrotoluene	94	(50 - 150)

NOTE(S):

Calculations are performed before rounding to avoid round-off errors in calculated results.

Bold print denotes control parameters

LABORATORY CONTROL SAMPLE EVALUATION REPORT

HPLC

Client Lot #...: A9C310174 **Work Order #...:** K9J831AC **Matrix.....:** SOLID
LCS Lot-Sample#: G9D030000-296
Prep Date.....: 04/03/09 **Analysis Date..:** 04/10/09
Prep Batch #...: 9093296
Dilution Factor: 1

PARAMETER	PERCENT RECOVERY	RECOVERY LIMITS	METHOD
Nitroguanidine	**95**	**(72 - 121)**	**SW846 8330 (Modified**

NOTE(S):

Calculations are performed before rounding to avoid round-off errors in calculated results.

Bold print denotes control parameters

LABORATORY CONTROL SAMPLE DATA REPORT

HPLC

Client Lot #...: A9C310174 **Work Order #...:** K9J831AC **Matrix.....:** SOLID
LCS Lot-Sample#: G9D030000-296
Prep Date.....: 04/03/09 **Analysis Date..:** 04/10/09
Prep Batch #...: 9093296
Dilution Factor: 1

PARAMETER	SPIKE AMOUNT	MEASURED AMOUNT	UNITS	PERCENT RECOVERY	METHOD
Nitroguanidine	**1.0**	**0.95**	**mg/kg**	**95**	**SW846 8330 (Modi**

NOTE(S):

Calculations are performed before rounding to avoid round-off errors in calculated results.

Bold print denotes control parameters

LABORATORY CONTROL SAMPLE EVALUATION REPORT

HPLC

Client Lot #...: A9C310174 **Work Order #...:** K9PQR1AC **Matrix.....:** WATER
LCS Lot-Sample#: G9D070000-383
Prep Date.....: 04/07/09 **Analysis Date..:** 04/10/09
Prep Batch #...: 9097383
Dilution Factor: 1

PARAMETER	PERCENT RECOVERY	RECOVERY LIMITS	METHOD
Nitroguanidine	**97**	**(73 - 117)**	**SW846 8330 (Modified**

NOTE(S):

Calculations are performed before rounding to avoid round-off errors in calculated results.

Bold print denotes control parameters

LABORATORY CONTROL SAMPLE DATA REPORT

HPLC

Client Lot #...: A9C310174 **Work Order #...:** K9PQR1AC **Matrix.....:** WATER
LCS Lot-Sample#: G9D070000-383
Prep Date.....: 04/07/09 **Analysis Date..:** 04/10/09
Prep Batch #...: 9097383
Dilution Factor: 1

PARAMETER	SPIKE AMOUNT	MEASURED AMOUNT	UNITS	PERCENT RECOVERY	METHOD
Nitroguanidine	**250**	**240**	**ug/L**	**97**	**SW846 8330 (Modi**

NOTE(S):

Calculations are performed before rounding to avoid round-off errors in calculated results.

Bold print denotes control parameters

LABORATORY CONTROL SAMPLE EVALUATION REPORT

General Chemistry

Client Lot #...: A9C310174 **Matrix.....:** SOLID

PARAMETER	PERCENT RECOVERY	RECOVERY LIMITS	METHOD	PREPARATION-ANALYSIS DATE	PREP BATCH #
Acid-soluble sulfide		Work Order #: K9GGA1AC	LCS Lot-Sample#: A9D020000-229		
	76	(70 - 130)	SW846 9030B/9034	04/02/09	9092229
		Dilution Factor: 1			
Corrosivity		Work Order #: K9DJ91AA	LCS Lot-Sample#: A9C310000-392		
	100	(97 - 103)	SW846 9045C	03/31/09	9090392
		Dilution Factor: 1			
Cyanide, Total		Work Order #: K9FG21AC	LCS Lot-Sample#: A9D010000-434		
	104	(80 - 120)	SW846 9012A	04/01/09	9091434
		Dilution Factor: 1			
Nitrate/Nitrite as N		Work Order #: K9R8F1AC	LCS Lot-Sample#: A9D080000-476		
	115	(85 - 115)	MCAWW 353.2	04/08/09	9098476
		Dilution Factor: 1			
Nitrocellulose		Work Order #: K9K511AC	LCS Lot-Sample#: G9D030000-414		
	72	(34 - 115)	MCAWW 353.2	04/03-04/07/09	9093414
		Dilution Factor: 1			

NOTE(S):

Calculations are performed before rounding to avoid round-off errors in calculated results.

LABORATORY CONTROL SAMPLE DATA REPORT

General Chemistry

Client Lot #...: A9C310174 **Matrix.....:** SOLID

PARAMETER	SPIKE AMOUNT	MEASURED AMOUNT	UNITS	PERCNT RECVRY	METHOD	PREPARATION-ANALYSIS DATE	PREP BATCH #
Acid-soluble sulfide			Work Order #: K9GGA1AC		LCS Lot-Sample#: A9D020000-229		
	76.9	58.2	mg/kg	76	SW846 9030B/9034	04/02/09	9092229
			Dilution Factor: 1				
Corrosivity			Work Order #: K9DJ91AA		LCS Lot-Sample#: A9C310000-392		
	8.5	8.5	No Units	100	SW846 9045C	03/31/09	9090392
			Dilution Factor: 1				
Cyanide, Total			Work Order #: K9FG21AC		LCS Lot-Sample#: A9D010000-434		
	37.8	39.4	mg/kg	104	SW846 9012A	04/01/09	9091434
			Dilution Factor: 1				
Nitrate/Nitrite as N			Work Order #: K9R8F1AC		LCS Lot-Sample#: A9D080000-476		
	100	120	mg/kg	115	MCAWW 353.2	04/08/09	9098476
			Dilution Factor: 1				
Nitrocellulose			Work Order #: K9K511AC		LCS Lot-Sample#: G9D030000-414		
	50.1	35.9	mg/kg	72	MCAWW 353.2	04/03-04/07/09	9093414
			Dilution Factor: 1				

NOTE(S):

Calculations are performed before rounding to avoid round-off errors in calculated results.

LABORATORY CONTROL SAMPLE EVALUATION REPORT

General Chemistry

Client Lot #...: A9C310174 **Matrix.....:** WATER

PARAMETER	PERCENT RECOVERY	RECOVERY LIMITS	METHOD	PREPARATION-ANALYSIS DATE	PREP BATCH #
Acid-soluble sulfide		Work Order #: K9HK21AC	LCS Lot-Sample#: A9D020000-409		
	81	(70 - 130)	SW846 9030B/9034	04/02/09	9092409
		Dilution Factor: 1			
Corrosivity		Work Order #: K9F3C1AA	LCS Lot-Sample#: A9D020000-120		
	99	(97 - 103)	SW846 9045A	03/28/09	9092120
		Dilution Factor: 1			
Cyanide, Total		Work Order #: K9HDT1AC	LCS Lot-Sample#: A9D020000-383		
	111	(80 - 120)	SW846 9012A	04/02/09	9092383
		Dilution Factor: 1			
Nitrate-Nitrite		Work Order #: K9WND1AC	LCS Lot-Sample#: A9D090000-475		
	104	(79 - 117)	MCAWW 353.2	04/09/09	9099475
		Dilution Factor: 1			
Nitrocellulose		Work Order #: K9MGV1AC	LCS Lot-Sample#: G9D060000-210		
	70	(26 - 144)	MCAWW 353.2	04/06-04/07/09	9096210
		Dilution Factor: 1			

NOTE(S):

Calculations are performed before rounding to avoid round-off errors in calculated results.

LABORATORY CONTROL SAMPLE DATA REPORT

General Chemistry

Client Lot #...: A9C310174 **Matrix.....:** WATER

PARAMETER	SPIKE AMOUNT	MEASURED AMOUNT	UNITS	PERCNT RECVRY	METHOD	PREPARATION-ANALYSIS DATE	PREP BATCH #
Acid-soluble sulfide			Work Order #: K9HK21AC		LCS Lot-Sample#: A9D020000-409		
	7.7	6.2	mg/L	81	SW846 9030B/9034	04/02/09	9092409
			Dilution Factor: 1				
Corrosivity			Work Order #: K9F3C1AA		LCS Lot-Sample#: A9D020000-120		
	8.5	8.4	No Units	99	SW846 9045A	03/28/09	9092120
			Dilution Factor: 1				
Cyanide, Total			Work Order #: K9HDT1AC		LCS Lot-Sample#: A9D020000-383		
	0.76	0.84	mg/L	111	SW846 9012A	04/02/09	9092383
			Dilution Factor: 1				
Nitrate-Nitrite			Work Order #: K9WND1AC		LCS Lot-Sample#: A9D090000-475		
	10	11	mg/L	104	MCAWW 353.2	04/09/09	9099475
			Dilution Factor: 1				
Nitrocellulose			Work Order #: K9MGV1AC		LCS Lot-Sample#: G9D060000-210		
	2.0	1.4	mg/L	70	MCAWW 353.2	04/06-04/07/09	9096210
			Dilution Factor: 1				

NOTE(S):

Calculations are performed before rounding to avoid round-off errors in calculated results.

MATRIX SPIKE SAMPLE EVALUATION REPORT

HPLC

Client Lot #...: A9C310174 **Work Order #...:** K9C7R1E6-MS **Matrix.....:** SO
MS Lot-Sample #: A9C310174-006 K9C7R1E7-MSD
Date Sampled...: 03/27/09 10:05 **Date Received..:** 03/28/09
Prep Date.....: 04/03/09 **Analysis Date..:** 04/09/09
Prep Batch #...: 9093292
Dilution Factor: 0.98

PARAMETER	PERCENT RECOVERY	RECOVERY LIMITS	RPD	RPD LIMITS	METHOD
1,3,5-Trinitrobenzene	**94**	**(50 - 150)**			**SW846 8330**
	95	**(50 - 150)**	**1.4**	**(0-50)**	**SW846 8330**
1,3-Dinitrobenzene	**95**	**(50 - 150)**			**SW846 8330**
	95	**(50 - 150)**	**0.85**	**(0-50)**	**SW846 8330**
2-Amino-4,6- dinitrotoluene	**101**	**(50 - 150)**			**SW846 8330**
	102	**(50 - 150)**	**1.4**	**(0-50)**	**SW846 8330**
2,4,6-Trinitrotoluene	**90**	**(50 - 150)**			**SW846 8330**
	91	**(50 - 150)**	**0.90**	**(0-50)**	**SW846 8330**
2,4-Dinitrotoluene	**96**	**(50 - 150)**			**SW846 8330**
	96	**(50 - 150)**	**1.1**	**(0-50)**	**SW846 8330**
2,6-Dinitrotoluene	**96**	**(50 - 150)**			**SW846 8330**
	97	**(50 - 150)**	**1.5**	**(0-50)**	**SW846 8330**
2-Nitrotoluene	**96**	**(50 - 150)**			**SW846 8330**
	96	**(50 - 150)**	**0.26**	**(0-50)**	**SW846 8330**
3-Nitrotoluene	**96**	**(50 - 150)**			**SW846 8330**
	98	**(50 - 150)**	**2.6**	**(0-50)**	**SW846 8330**
4-Amino-2,6- dinitrotoluene	**91**	**(50 - 150)**			**SW846 8330**
	92	**(50 - 150)**	**1.6**	**(0-50)**	**SW846 8330**
4-Nitrotoluene	**95**	**(50 - 150)**			**SW846 8330**
	94	**(50 - 150)**	**0.27**	**(0-50)**	**SW846 8330**
HMX	**94**	**(50 - 150)**			**SW846 8330**
	94	**(50 - 150)**	**1.2**	**(0-50)**	**SW846 8330**
Nitrobenzene	**94**	**(50 - 150)**			**SW846 8330**
	93	**(50 - 150)**	**0.69**	**(0-50)**	**SW846 8330**
Nitroglycerin	**100**	**(50 - 150)**			**SW846 8330**
	100	**(50 - 150)**	**0.42**	**(0-500)**	**SW846 8330**
RDX	**90**	**(50 - 150)**			**SW846 8330**
	91	**(50 - 150)**	**2.2**	**(0-50)**	**SW846 8330**
PETN	**100**	**(50 - 150)**			**SW846 8330**
	100	**(50 - 150)**	**0.06**	**(0-50)**	**SW846 8330**
Tetryl	**87**	**(50 - 150)**			**SW846 8330**
	86	**(50 - 150)**	**0.28**	**(0-50)**	**SW846 8330**

(Continued on next page)

MATRIX SPIKE SAMPLE EVALUATION REPORT

HPLC

Client Lot #...: A9C310174 **Work Order #...:** K9C7R1E6-MS **Matrix.....:** SO
MS Lot-Sample #: A9C310174-006 K9C7R1E7-MSD

SURROGATE	PERCENT RECOVERY	RECOVERY LIMITS
3,4-Dinitrotoluene	93	(50 - 150)
	96	(50 - 150)

NOTE(S):

Calculations are performed before rounding to avoid round-off errors in calculated results.

Bold print denotes control parameters

MATRIX SPIKE SAMPLE DATA REPORT

HPLC

Client Lot #...: A9C310174 **Work Order #...:** K9C7R1E6-MS **Matrix.....:** SO
MS Lot-Sample #: A9C310174-006 K9C7R1E7-MSD
Date Sampled...: 03/27/09 10:05 **Date Received..:** 03/28/09
Prep Date.....: 04/03/09 **Analysis Date..:** 04/09/09
Prep Batch #...: 9093292
Dilution Factor: 0.98

PARAMETER	SAMPLE AMOUNT	SPIKE AMT	MEASRD AMOUNT	UNITS	PERCNT RECVRY	RPD	METHOD
1,3,5-Trinitrobenzene	**ND**	**0.99**	**0.92**	**mg/kg**	**94**		**SW846 8330**
	ND	**0.99**	**0.94**	**mg/kg**	**95**	**1.4**	**SW846 8330**
1,3-Dinitrobenzene	**ND**	**0.99**	**0.93**	**mg/kg**	**95**		**SW846 8330**
	ND	**0.99**	**0.94**	**mg/kg**	**95**	**0.85**	**SW846 8330**
2-Amino-4,6- dinitrotoluene	**ND**	**0.99**	**0.99**	**mg/kg**	**101**		**SW846 8330**
	ND	**0.99**	**1.0**	**mg/kg**	**102**	**1.4**	**SW846 8330**
2,4,6-Trinitrotoluene	**ND**	**0.99**	**0.89**	**mg/kg**	**90**		**SW846 8330**
	ND	**0.99**	**0.90**	**mg/kg**	**91**	**0.90**	**SW846 8330**
2,4-Dinitrotoluene	**ND**	**0.99**	**0.94**	**mg/kg**	**96**		**SW846 8330**
	ND	**0.99**	**0.95**	**mg/kg**	**96**	**1.1**	**SW846 8330**
2,6-Dinitrotoluene	**ND**	**0.99**	**0.94**	**mg/kg**	**96**		**SW846 8330**
	ND	**0.99**	**0.96**	**mg/kg**	**97**	**1.5**	**SW846 8330**
2-Nitrotoluene	**ND**	**0.99**	**0.95**	**mg/kg**	**96**		**SW846 8330**
	ND	**0.99**	**0.95**	**mg/kg**	**96**	**0.26**	**SW846 8330**
3-Nitrotoluene	**ND**	**0.99**	**0.95**	**mg/kg**	**96**		**SW846 8330**
	ND	**0.99**	**0.97**	**mg/kg**	**98**	**2.6**	**SW846 8330**
4-Amino-2,6- dinitrotoluene	**ND**	**0.99**	**0.89**	**mg/kg**	**91**		**SW846 8330**
	ND	**0.99**	**0.91**	**mg/kg**	**92**	**1.6**	**SW846 8330**
4-Nitrotoluene	**ND**	**0.99**	**0.93**	**mg/kg**	**95**		**SW846 8330**
	ND	**0.99**	**0.93**	**mg/kg**	**94**	**0.27**	**SW846 8330**
HMX	**ND**	**0.99**	**0.92**	**mg/kg**	**94**		**SW846 8330**
	ND	**0.99**	**0.93**	**mg/kg**	**94**	**1.2**	**SW846 8330**
Nitrobenzene	**ND**	**0.99**	**0.92**	**mg/kg**	**94**		**SW846 8330**
	ND	**0.99**	**0.92**	**mg/kg**	**93**	**0.69**	**SW846 8330**
Nitroglycerin	**ND**	**4.9**	**4.9**	**mg/kg**	**100**		**SW846 8330**
	ND	**5.0**	**4.9**	**mg/kg**	**100**	**0.42**	**SW846 8330**
RDX	**ND**	**0.99**	**0.88**	**mg/kg**	**90**		**SW846 8330**
	ND	**0.99**	**0.90**	**mg/kg**	**91**	**2.2**	**SW846 8330**
PETN	**ND**	**4.9**	**4.9**	**mg/kg**	**100**		**SW846 8330**
	ND	**5.0**	**4.9**	**mg/kg**	**100**	**0.06**	**SW846 8330**
Tetryl	**ND**	**0.99**	**0.85**	**mg/kg**	**87**		**SW846 8330**
	ND	**0.99**	**0.85**	**mg/kg**	**86**	**0.28**	**SW846 8330**

(Continued on next page)

MATRIX SPIKE SAMPLE DATA REPORT

HPLC

Client Lot #...: A9C310174 **Work Order #...:** K9C7R1E6-MS **Matrix.....:** SO
MS Lot-Sample #: A9C310174-006 K9C7R1E7-MSD

SURROGATE	PERCENT RECOVERY	RECOVERY LIMITS
3,4-Dinitrotoluene	93	(50 - 150)
	96	(50 - 150)

NOTE(S):

Calculations are performed before rounding to avoid round-off errors in calculated results.

Bold print denotes control parameters

MATRIX SPIKE SAMPLE EVALUATION REPORT

HPLC

Client Lot #...: A9C310174 **Work Order #...:** K9C7R1E8-MS **Matrix.....:** SO
MS Lot-Sample #: A9C310174-006 K9C7R1E9-MSD
Date Sampled...: 03/27/09 10:05 **Date Received..:** 03/28/09
Prep Date.....: 04/03/09 **Analysis Date..:** 04/10/09
Prep Batch #...: 9093296
Dilution Factor: 1

PARAMETER	PERCENT RECOVERY	RECOVERY LIMITS	RPD	RPD LIMITS	METHOD
Nitroguanidine	**90**	**(72 - 121)**			**SW846 8330 (Modified**
	90	**(72 - 121)**	**0.49**	**(0-20)**	**SW846 8330 (Modified**

NOTE(S):

Calculations are performed before rounding to avoid round-off errors in calculated results.

Bold print denotes control parameters

MATRIX SPIKE SAMPLE DATA REPORT

HPLC

Client Lot #...: A9C310174 **Work Order #...:** K9C7R1E8-MS **Matrix.....:** SO
MS Lot-Sample #: A9C310174-006 K9C7R1E9-MSD
Date Sampled...: 03/27/09 10:05 **Date Received..:** 03/28/09
Prep Date.....: 04/03/09 **Analysis Date..:** 04/10/09
Prep Batch #...: 9093296
Dilution Factor: 1

PARAMETER	SAMPLE AMOUNT	SPIKE AMT	MEASRD AMOUNT	UNITS	PERCNT RECVRY	RPD	METHOD
Nitroguanidine	**ND**	**1.0**	**0.90**	**mg/kg**	**90**		**SW846 8330 (Modified**
	ND	**1.0**	**0.90**	**mg/kg**	**90**	**0.49**	**SW846 8330 (Modified**

NOTE(S):

Calculations are performed before rounding to avoid round-off errors in calculated results.

Bold print denotes control parameters

MATRIX SPIKE SAMPLE EVALUATION REPORT

HPLC

Client Lot #...: A9C310174 **Work Order #...:** K9C7J1CV-MS **Matrix.....:** WG
MS Lot-Sample #: A9C310174-004 K9C7J1CW-MSD
Date Sampled...: 03/27/09 19:20 **Date Received..:** 03/28/09
Prep Date.....: 04/07/09 **Analysis Date..:** 04/10/09
Prep Batch #...: 9097383
Dilution Factor: 1

PARAMETER	PERCENT RECOVERY	RECOVERY LIMITS	RPD	RPD LIMITS	METHOD
Nitroguanidine	**91**	**(73 - 117)**			**SW846 8330 (Modified**
	100	**(73 - 117)**	**9.4**	**(0-15)**	**SW846 8330 (Modified**

NOTE(S):

Calculations are performed before rounding to avoid round-off errors in calculated results.

Bold print denotes control parameters

MATRIX SPIKE SAMPLE DATA REPORT

HPLC

Client Lot #...: A9C310174 **Work Order #...:** K9C7J1CV-MS **Matrix.....:** WG
MS Lot-Sample #: A9C310174-004 K9C7J1CW-MSD
Date Sampled...: 03/27/09 19:20 **Date Received..:** 03/28/09
Prep Date.....: 04/07/09 **Analysis Date..:** 04/10/09
Prep Batch #...: 9097383
Dilution Factor: 1

PARAMETER	SAMPLE AMOUNT	SPIKE AMT	MEASRD AMOUNT	UNITS	PERCNT RECVRY	RPD	METHOD
Nitroguanidine	**ND**	**250**	**230**	**ug/L**	**91**		**SW846 8330 (Modified**
	ND	**250**	**250**	**ug/L**	**100**	**9.4**	**SW846 8330 (Modified**

NOTE(S):

Calculations are performed before rounding to avoid round-off errors in calculated results.

Bold print denotes control parameters

MATRIX SPIKE SAMPLE EVALUATION REPORT

General Chemistry

Client Lot #...: A9C310174 **Matrix.....:** SOLID
Date Sampled...: 03/30/09 16:00 **Date Received..:** 03/30/09

PARAMETER	PERCENT RECOVERY	RECOVERY LIMITS	RPD	RPD LIMITS	METHOD	PREPARATION-ANALYSIS DATE	PREP BATCH #
						% Moisture.....: 7.9	
Cyanide, Total		WO#: K9A7Q1AV-MS/K9A7Q1AW-MSD				MS Lot-Sample #: A9C300153-001	
	70	(50 - 134)			SW846 9012A	04/01/09	9091433
	69	(50 - 134)	0.88	(0-20)	SW846 9012A	04/01/09	9091433
		Dilution Factor: 1					

NOTE(S):

Calculations are performed before rounding to avoid round-off errors in calculated results.

MATRIX SPIKE SAMPLE DATA REPORT

General Chemistry

Client Lot #...: A9C310174 **Matrix.....:** SOLID
Date Sampled...: 03/30/09 16:00 **Date Received..:** 03/30/09

PARAMETER	SAMPLE AMOUNT	SPIKE AMT	MEASRD AMOUNT	UNITS	PERCNT RECVRY	RPD	METHOD	PREPARATION-ANALYSIS DATE	PREP BATCH #
							% Moisture.....: 7.9		
Cyanide, Total			WO#: K9A7Q1AV-MS/K9A7Q1AW-MSD				MS Lot-Sample #: A9C300153-001		
	ND	2.0	1.4	mg/kg	70		SW846 9012A	04/01/09	9091433
	ND	2.0	1.4	mg/kg	69	0.88	SW846 9012A	04/01/09	9091433
			Dilution Factor: 1						

NOTE(S):

Calculations are performed before rounding to avoid round-off errors in calculated results.

MATRIX SPIKE SAMPLE EVALUATION REPORT

General Chemistry

Client Lot #...: A9C310174 **Matrix.....:** WATER
Date Sampled...: 03/24/09 **Date Received..:** 03/26/09

PARAMETER	PERCENT RECOVERY	RECOVERY LIMITS	RPD	RPD LIMITS	METHOD	PREPARATION-ANALYSIS DATE	PREP BATCH #
Acid-soluble sulfide		WO#: K88G61CE-MS/K88G61CF-MSD				MS Lot-Sample #: A9C270158-001	
	52	(27 - 124)			SW846 9030B/9034	04/02/09	9092409
	26 N,*	(27 - 124)	39	(0-20)	SW846 9030B/9034	04/02/09	9092409
		Dilution Factor: 1					
Cyanide, Total		WO#: K87G51AG-MS/K87G51AH-MSD				MS Lot-Sample #: A9C260264-002	
	94	(42 - 140)			SW846 9012A	04/02/09	9092382
	90	(42 - 140)	4.8	(0-20)	SW846 9012A	04/02/09	9092382
		Dilution Factor: 1					
Nitrate-Nitrite		WO#: K9GPX1DX-MS/K9GPX1D0-MSD				MS Lot-Sample #: A9D020199-001	
	115	(34 - 125)			MCAWW 353.2	04/09/09	9099475
	112	(34 - 125)	2.7	(0-20)	MCAWW 353.2	04/09/09	9099475
		Dilution Factor: 1					

NOTE(S):

Calculations are performed before rounding to avoid round-off errors in calculated results.

N Spiked analyte recovery is outside stated control limits.

* Relative percent difference (RPD) is outside stated control limits.

MATRIX SPIKE SAMPLE DATA REPORT

General Chemistry

Client Lot #...: A9C310174 **Matrix.....:** WATER
Date Sampled...: 03/24/09 **Date Received..:** 03/26/09

PARAMETER	SAMPLE AMOUNT	SPIKE AMT	MEASRD AMOUNT	UNITS	PERCNT RECVRY	RPD	METHOD	PREPARATION-ANALYSIS DATE	PREP BATCH #
Acid-soluble sulfide			WO#: K88G61CE-MS/K88G61CF-MSD				MS Lot-Sample #: A9C270158-001		
	2.2	7.7	6.2	mg/L	52		SW846 9030B/9	04/02/09	9092409
	2.2	7.7	4.2 N,*	mg/L	26	39	SW846 9030B/9	04/02/09	9092409
			Dilution Factor: 1						
Cyanide, Total			WO#: K87G51AG-MS/K87G51AH-MSD				MS Lot-Sample #: A9C260264-002		
	ND	0.040	0.038	mg/L	94		SW846 9012A	04/02/09	9092382
	ND	0.040	0.036	mg/L	90	4.8	SW846 9012A	04/02/09	9092382
			Dilution Factor: 1						
Nitrate-Nitrite			WO#: K9GPX1DX-MS/K9GPX1D0-MSD				MS Lot-Sample #: A9D020199-001		
	0.02	0.5	0.6	mg/L	115		MCAWW 353.2	04/09/09	9099475
	0.02	0.5	0.6	mg/L	112	2.7	MCAWW 353.2	04/09/09	9099475
			Dilution Factor: 1						

NOTE(S):

Calculations are performed before rounding to avoid round-off errors in calculated results.

N Spiked analyte recovery is outside stated control limits.

* Relative percent difference (RPD) is outside stated control limits.

MATRIX SPIKE SAMPLE EVALUATION REPORT

General Chemistry

Client Lot #...: A9C310174 **Matrix.....:** WG
Date Sampled...: 03/27/09 11:40 **Date Received..:** 03/28/09

PARAMETER	PERCENT RECOVERY	RECOVERY LIMITS	RPD	RPD LIMITS	METHOD	PREPARATION-ANALYSIS DATE	PREP BATCH #
Nitrocellulose		WO#: K9C691DE-MS/K9C691DF-MSD				MS Lot-Sample #: A9C310174-002	
	78	(26 - 144)			MCAWW 353.2	04/06-04/07/09	9096210
	58	(26 - 144)	30	(0-45)	MCAWW 353.2	04/06-04/07/09	9096210
		Dilution Factor: 1					

NOTE(S):

Calculations are performed before rounding to avoid round-off errors in calculated results.

MATRIX SPIKE SAMPLE DATA REPORT

General Chemistry

Client Lot #...: A9C310174 **Matrix.....:** WG
Date Sampled...: 03/27/09 11:40 **Date Received..:** 03/28/09

PARAMETER	SAMPLE AMOUNT	SPIKE AMT	MEASRD AMOUNT	UNITS	PERCNT RECVRY	RPD	METHOD	PREPARATION-ANALYSIS DATE	PREP BATCH #
Nitrocellulose			WO#: K9C691DE-MS/K9C691DF-MSD				MS Lot-Sample #: A9C310174-002		
	ND	2.0	1.6	mg/L	78		MCAWW 353.2	04/06-04/07/09	9096210
	ND	2.0	1.2	mg/L	58	30	MCAWW 353.2	04/06-04/07/09	9096210

Dilution Factor: 1

NOTE(S):

Calculations are performed before rounding to avoid round-off errors in calculated results.

MATRIX SPIKE SAMPLE EVALUATION REPORT

General Chemistry

Client Lot #...: A9C310174 **Matrix.....:** SO
Date Sampled...: 03/27/09 10:05 **Date Received..:** 03/28/09

PARAMETER	PERCENT RECOVERY	RECOVERY LIMITS	RPD	RPD LIMITS	METHOD	PREPARATION-ANALYSIS DATE	PREP BATCH #
Acid-soluble sulfide		WO#: K9C7R1E2-MS/K9C7R1E3-MSD				MS Lot-Sample #: A9C310174-006	
	76	(10 - 154)			SW846 9030B/9034	04/02/09	9092229
	60 *	(10 - 154)	23	(0-20)	SW846 9030B/9034	04/02/09	9092229
		Dilution Factor: 1					
Nitrate/Nitrite as N		WO#: K9C7R1FE-MS/K9C7R1FF-MSD				MS Lot-Sample #: A9C310174-006	
	118 N	(85 - 115)			MCAWW 353.2	04/08/09	9098476
	120 N	(85 - 115)	1.0	(0-20)	MCAWW 353.2	04/08/09	9098476
		Dilution Factor: 1					
Nitrocellulose		WO#: K9C7R1FA-MS/K9C7R1FC-MSD				MS Lot-Sample #: A9C310174-006	
	38	(34 - 115)			MCAWW 353.2	04/03-04/07/09	9093414
	32 N	(34 - 115)	18	(0-71)	MCAWW 353.2	04/03-04/07/09	9093414
		Dilution Factor: 1					

NOTE(S):

Calculations are performed before rounding to avoid round-off errors in calculated results.

N Spiked analyte recovery is outside stated control limits.

Results and reporting limits have been adjusted for dry weight.

* Relative percent difference (RPD) is outside stated control limits.

MATRIX SPIKE SAMPLE DATA REPORT

General Chemistry

Client Lot #...: A9C310174 **Matrix.....:** SO
Date Sampled...: 03/27/09 10:05 **Date Received..:** 03/28/09

PARAMETER	SAMPLE AMOUNT	SPIKE AMT	MEASRD AMOUNT	UNITS	PERCNT RECVRY	RPD	METHOD	PREPARATION-ANALYSIS DATE	PREP BATCH #
Acid-soluble sulfide			WO#: K9C7R1E2-MS/K9C7R1E3-MSD				MS Lot-Sample #: A9C310174-006		
	ND	87.4	66.1	mg/kg	76		SW846 9030B/9	04/02/09	9092229
	ND	87.4	52.4 *	mg/kg	60	23	SW846 9030B/9	04/02/09	9092229
			Dilution Factor: 1						
Nitrate/Nitrite as N			WO#: K9C7R1FE-MS/K9C7R1FF-MSD				MS Lot-Sample #: A9C310174-006		
	0.6	5.7	7.3 N	mg/kg	118		MCAWW 353.2	04/08/09	9098476
	0.6	5.7	7.4 N	mg/kg	120	1.0	MCAWW 353.2	04/08/09	9098476
			Dilution Factor: 1						
Nitrocellulose			WO#: K9C7R1FA-MS/K9C7R1FC-MSD				MS Lot-Sample #: A9C310174-006		
	ND	56.8	21.7	mg/kg	38		MCAWW 353.2	04/03-04/07/09	9093414
	ND	56.8	18.2 N	mg/kg	32	18	MCAWW 353.2	04/03-04/07/09	9093414
			Dilution Factor: 1						

NOTE(S):

Calculations are performed before rounding to avoid round-off errors in calculated results.

N Spiked analyte recovery is outside stated control limits.

Results and reporting limits have been adjusted for dry weight.

* Relative percent difference (RPD) is outside stated control limits.

SAMPLE DUPLICATE EVALUATION REPORT

General Chemistry

Client Lot #...: A9C310174 **Work Order #...:** K9C1D-SMP K9C1D-DUP **Matrix.....:** WATER

Date Sampled...: 03/30/09 17:00 **Date Received..:** 03/31/09

PARAM	RESULT	DUPLICATE RESULT	UNITS	RPD	RPD LIMIT	METHOD	PREPARATION-ANALYSIS DATE	PREP BATCH #
Corrosivity						SD Lot-Sample #: A9C310150-001		
	7.5	7.5	No Units	0.13	(0-20)	SW846 9045C	03/31/09	9090391

Dilution Factor: 1

SAMPLE DUPLICATE EVALUATION REPORT

General Chemistry

Client Lot #...: A9C310174 **Work Order #...:** K9C77-SMP **Matrix.....:** SO
K9C77-DUP
Date Sampled...: 03/27/09 16:00 **Date Received..:** 03/28/09
% Moisture.....: 19

PARAM	RESULT	DUPLICATE RESULT	UNITS	RPD	RPD LIMIT	METHOD	PREPARATION-ANALYSIS DATE	PREP BATCH #
Corrosivity						SD Lot-Sample #: A9C310174-012		
	8.3	8.2	No Units	1.2	(0-20)	SW846 9045C	03/31/09	9090392

Dilution Factor: 1

SAMPLE DUPLICATE EVALUATION REPORT

General Chemistry

Client Lot #...: A9C310174 **Work Order #...:** K9C76-SMP **Matrix.....:** SO
K9C76-DUP
Date Sampled...: 03/27/09 17:05 **Date Received..:** 03/28/09
% Moisture.....: 17

PARAM	RESULT	DUPLICATE RESULT	UNITS	RPD	RPD LIMIT	METHOD	PREPARATION-ANALYSIS DATE	PREP BATCH #
Percent Solids						SD Lot-Sample #: A9C310174-011		
	83.2	82.0	%	1.5	(0-20)	MCAWW 160.3 MOD	04/02-04/03/09	9092189

Dilution Factor: 1

SAMPLE DUPLICATE EVALUATION REPORT

General Chemistry

Client Lot #...: A9C310174 **Work Order #...:** K9EL1-SMP **Matrix.....:** SOLID
K9EL1-DUP
Date Sampled...: 03/30/09 09:30 **Date Received..:** 04/01/09
% Moisture.....: 20

PARAM	RESULT	DUPLICATE RESULT	UNITS	RPD	RPD LIMIT	METHOD	PREPARATION-ANALYSIS DATE	PREP BATCH #
Percent Solids						SD Lot-Sample #: A9D010147-006		
	79.7	78.3	%	1.9	(0-20)	MCAWW 160.3 MOD	04/02-04/03/09	9092189

Dilution Factor: 1

SAMPLE DUPLICATE EVALUATION REPORT

General Chemistry

Client Lot #...: A9C310174 **Work Order #...:** K9DJ5-SMP **Matrix.....:** SOLID
K9DJ5-DUP
Date Sampled...: 03/30/09 13:20 **Date Received..:** 03/31/09
% Moisture.....: 15

PARAM	RESULT	DUPLICATE RESULT	UNITS	RPD	RPD LIMIT	METHOD	PREPARATION-ANALYSIS DATE	PREP BATCH #
Percent Solids						SD Lot-Sample #: A9C310222-003		
	85.2	85.6	%	0.46	(0-20)	MCAWW 160.3 MOD	04/02-04/03/09	9092273

Dilution Factor: 1

SAMPLE DUPLICATE EVALUATION REPORT

General Chemistry

Client Lot #...: A9C310174 **Work Order #...:** K9E6L-SMP **Matrix.....:** SOLID
K9E6L-DUP
Date Sampled...: 03/30/09 14:10 **Date Received..:** 04/01/09
% Moisture.....: 29

PARAM	RESULT	DUPLICATE RESULT	UNITS	RPD	RPD LIMIT	METHOD	PREPARATION-ANALYSIS DATE	PREP BATCH #
Percent Solids						SD Lot-Sample #: A9D010212-001		
	71.3	71.3	%	0.043	(0-20)	MCAWW 160.3 MOD	04/02-04/03/09	9092273

Dilution Factor: 1

SAMPLE DUPLICATE EVALUATION REPORT

General Chemistry

Client Lot #...: A9C310174 **Work Order #...:** K9E7D-SMP **Matrix.....:** SOLID
K9E7D-DUP
Date Sampled...: 03/30/09 14:20 **Date Received..:** 04/01/09
% Moisture.....: 32

PARAM	RESULT	DUPLICATE RESULT	UNITS	RPD	RPD LIMIT	METHOD	PREPARATION-ANALYSIS DATE	PREP BATCH #
Percent Solids						SD Lot-Sample #: A9D010213-004		
	68.5	66.4	%	3.1	(0-20)	MCAWW 160.3 MOD	04/02-04/03/09	9092273

Dilution Factor: 1

SAMPLE DUPLICATE EVALUATION REPORT

General Chemistry

Client Lot #...: A9C310174 **Work Order #...:** K8843-SMP **Matrix.....:** WATER
K8843-DUP
Date Sampled...: 03/25/09 15:00 **Date Received..:** 03/27/09

PARAM	RESULT	DUPLICATE RESULT	UNITS	RPD	RPD LIMIT	METHOD	PREPARATION-ANALYSIS DATE	PREP BATCH #
Flashpoint						SD Lot-Sample #: A9C270249-001		
	>180	>180	deg F	0.0	(0-20)	SW846 1010	04/06/09	9096411

Dilution Factor: 1

SAMPLE DUPLICATE EVALUATION REPORT

General Chemistry

Client Lot #...: A9C310174 **Work Order #...:** K9HLE-SMP **Matrix.....:** WASTE
K9HLE-DUP
Date Sampled...: 03/30/09 15:00 **Date Received..:** 04/02/09

PARAM	RESULT	DUPLICATE RESULT	UNITS	RPD	RPD LIMIT	METHOD	PREPARATION-ANALYSIS DATE	PREP BATCH #
Flashpoint						SD Lot-Sample #: A9D020298-001		
	>180	>180	deg F	0.0	(0-20)	SW846 1010	04/06/09	9096411

Dilution Factor: 1

SAMPLE DUPLICATE EVALUATION REPORT

General Chemistry

Client Lot #...: A9C310174 **Work Order #...:** K9C7F-SMP **Matrix.....:** WG
K9C7F-DUP
Date Sampled...: 03/27/09 13:00 **Date Received..:** 03/28/09

PARAM	RESULT	DUPLICATE RESULT	UNITS	RPD	RPD LIMIT	METHOD	PREPARATION-ANALYSIS DATE	PREP BATCH #
Flashpoint						SD Lot-Sample #: A9C310174-003		
	>180	>180	deg F	0.0	(0-20)	SW846 1010	04/08/09	9098463
		Dilution Factor: 1						
Corrosivity						SD Lot-Sample #: A9C310174-003		
	8.2	8.3	No Units	0.36	(0-20)	SW846 9045A	03/28/09	9092120
		Dilution Factor: 1						

SAMPLE DUPLICATE EVALUATION REPORT

General Chemistry

Client Lot #...: A9C310174 **Work Order #...:** K9C7R-SMP **Matrix.....:** SO
K9C7R-DUP
Date Sampled...: 03/27/09 10:05 **Date Received..:** 03/28/09
% Moisture.....: 12

PARAM	RESULT	DUPLICATE RESULT	UNITS	RPD	RPD LIMIT	METHOD	PREPARATION-ANALYSIS DATE	PREP BATCH #
Flashpoint						SD Lot-Sample #: A9C310174-006		
	>180	>180	deg F	0.0	(0-20)	SW846 1010	04/08/09	9098464

Dilution Factor: 1

SAMPLE DUPLICATE EVALUATION REPORT

General Chemistry

Client Lot #...: A9C310174 **Work Order #...:** K9C72-SMP **Matrix.....:** SO
K9C72-DUP
Date Sampled...: 03/27/09 17:45 **Date Received..:** 03/28/09
% Moisture.....: 26

PARAM	RESULT	DUPLICATE RESULT	UNITS	RPD	RPD LIMIT	METHOD	PREPARATION-ANALYSIS DATE	PREP BATCH #
Flashpoint						SD Lot-Sample #: A9C310174-009		
	>180	>180	deg F	0.0	(0-20)	SW846 1010	04/09/09	9099429

Dilution Factor: 1

WATER, 8330, Explosives

Raw Data Package

Run/Batch Data

Includes (as applicable):

runlogs

continuing calibration standards

interference/performance check standards

continuing calibration blanks

method blanks

lcs

ms/sd

sample raw data

ms tune data

TestAmerica West Sacramento
GC/LC INSTRUMENT LOG

Inst ID: LC10 Batch ID: 04072009
Method : Method 8330 Test : SOP SAC-LC-0009
ICAL Date: See Calibration Report

Date	Time	Operator	Sample ID	File ID	Vol or Wt	Extract Vol	Diln	Comments
07-APR-2009	18:50	fhk	Primer	A-000001.	0 g	0 mL	1	
07-APR-2009	19.43	fhk	Primer	A-000002.	0 g	0 mL	1	
07-APR-2009	20.31	fhk	STD_5 09GCSV0052 .2K/.1/.1/.1/	A-000003.	0 g	0 mL	1	
07-APR-2009	21:22	fhk	K9J701AA 9093288 G9D030000-288	A-000004.	10 g	80 mL	1	
07-APR-2009	22:12	fhk	K9J701AC 9093288 G9D030000-288	A-000005.	10 g	80 mL	1	
07-APR-2009	23:03	fhk	K83CR2AG 9093288 G9C240231-13	A-000006.	10 g	80 mL	1	
07-APR-2009	23:53	fhk	K9EL31AC 9093288 G9D010148-1 1	A-000007.	10 01 g	80 mL	1	
08-APR-2009	00 44	fhk	K9EL31CC 9093288 G9D010148-1 S	A-000008	10 g	80 mL	1	
08-APR-2009	01 34	fhk	K9EL31CD 9093288 G9D010148-1 D	A-000009.	10 g	80 mL	1	
08-APR-2009	02.25	fhk	K9EL71AN 9093288 G9D010148-2 1	A-000010	10 g	80 mL	1	
08-APR-2009	03.15	fhk	K9EL81AN 9093288 G9D010148-3 1	A-000011	10.02 g	80 mL	1	
08-APR-2009	04 06	fhk	STD_6 09GCSV0054 .5K/.2/.2/.2/	A-000012.	0 g	0 mL	1	
08-APR-2009	04:57	fhk	K9FM21AA 9091508 G9D010000-508	A-000013.	2 g	40 mL	1	
08-APR-2009	05:47	fhk	K9FM21AC 9091508 G9D010000-508	A-000014	2 g	40 mL	1	
08-APR-2009	06:38	fhk	K87GF1AA 9091508 C9C260266-1 1	A-000015	2 01 g	40 mL	1	
08-APR-2009	07.28	fhk	K87GK1AA 9091508 C9C260266-2 1	A-000016.	2 g	40 mL	1	
08-APR-2009	08:19	fhk	K87GL1AA 9091508 C9C260266-3 1	A-000017.	2.03 g	40 mL	1	
08-APR-2009	09:09	fhk	K87GN1AA 9091508 C9C260266-4 1	A-000018	1.97 g	40 mL	1	
08-APR-2009	10:00	fhk	K87GP1AA 9091508 C9C260266-5 1	A-000019.	2 g	40 mL	1	
08-APR-2009	10:51	fhk	K87GQ1AA 9091508 C9C260266-6 1	A-000020.	1.99 g	40 mL	1	
08-APR-2009	11:41	fhk	K87GT1AA 9091508 C9C260266-7 1	A-000021.	2.04 g	40 mL	1	
08-APR-2009	12:32	fhk	K87GW1AA 9091508 C9C260266-8 1	A-000022.	2.01 g	40 mL	1	
08-APR-2009	13:23	fhk	STD_5 09GCSV0052 .2K/.1/.1/.1/	A-000023.	0 g	0 mL	1	
08-APR-2009	14:13	fhk	K8VX91A4 9091508 C9C200146-1 1	A-000024.	1.98 g	40 mL	1	
08-APR-2009	15:04	fhk	K8V0F1AF 9091508 C9C200146-2 1	A-000025.	2.01 g	40 mL	1	
08-APR-2009	15:54	fhk	K8V0J1AF 9091508 C9C200146-3 1	A-000026.	1.97 g	40 mL	1	
08-APR-2009	16:45	fhk	K8V0K1A9 9091508 C9C200146-4 1	A-000027.	2.01 g	40 mL	1	
08-APR-2009	17:36	fhk	K8V0R1AF 9091508 C9C200146-5 1	A-000028.	2.01 g	40 mL	1	
08-APR-2009	18:26	fhk	K8V0T1AF 9091508 C9C200146-6 1	A-000029.	1.99 g	40 mL	1	
08-APR-2009	19.17	fhk	K8V0T1CQ 9091508 C9C200146-6 S	A-000030.	2 g	40 mL	1	
08-APR-2009	20:08	fhk	K8V0T1CR 9091508 C9C200146-6 D	A-000031	2.01 g	40 mL	1	
08-APR-2009	20:58	fhk	K8V001A8 9091508 C9C200146-7 1	A-000032.	1.99 g	40 mL	1	
08-APR-2009	21:49	fhk	K8V031AF 9091508 C9C200146-8 1	A-000033.	2 g	40 mL	1	
08-APR-2009	22:39	fhk	STD_5 09GCSV0052 .2K/.1/.1/.1/	A-000034.	0 g	0 mL	1	
08-APR-2009	23:30	fhk	K8V051AF 9091508 C9C200146-9 1	A-000035.	2.01 g	40 mL	1	
09-APR-2009	00:21	fhk	K8V081AF 9091508 C9C200146-10	A-000036.	1.99 g	40 mL	1	
09-APR-2009	01.11	fhk	K8V091AF 9091508 C9C200146-11	A-000037.	2 g	40 mL	1	
09-APR-2009	02:02	fhk	K86JG1ADL 9085255 LCSD RI 1X	A-000038.	1000 mL	20 mL	1	
09-APR-2009	02:52	fhk	K9CT01ADL 9090203 LCS RI 1X	A-000039.	1000 mL	20 mL	1	
09-APR-2009	03:43	fhk	K83PD1AC 9085256 G9C240292-1 5	A-000040.	1000 mL	20 mL	5	
09-APR-2009	04:33	fhk	K9MCL1AA 9096130 G9D060000-130	A-000041.	1000 mL	20 mL	1	
09-APR-2009	05:24	fhk	K9MCL1AC 9096130 G9D060000-130	A-000042.	1000 mL	20 mL	1	
09-APR-2009	06:14	fhk	K9E6F1AA 9096130 A9D010211-1 1	A-000043.	1039 13 mL	20 mL	1	
09-APR-2009	07:05	fhk	K9E6F1AC 9096130 A9D010211-1 S	A-000044.	1038.84 mL	20 mL	1	
09-APR-2009	07:55	fhk	STD_5 09GCSV0052 .2K/.1/ 1/.1/	A-000045	0 g	0 mL	1	
09-APR-2009	08:46	fhk	MRL_1 09GCSV0057 20/5/20/20/20	A-000046.	0 g	0 mL	1	
09-APR-2009	09:36	fhk	K9E6F1AD 9096130 A9D010211-1 D	A-000047.	1029.93 mL	20 mL	1	
09-APR-2009	10:28	fhk	K9E6T1AA 9096130 A9D010211-3 1	A-000048.	1020.03 mL	20 mL	1	
09-APR-2009	11:19	fhk	K9E621AA 9096130 A9D010211-5 1	A-000049	1021.12 mL	20 mL	1	
09-APR-2009	12:09	fhk	K9E641AA 9096130 A9D010211-6 1	A-000050.	1010.64 mL	20 mL	1	

Sequence continued on next page

Page 2 of Batch 04072009 on Instrument LC10
For header information, refer to the first page of this batch's log.

Date	Time	Operator	Sample ID	File ID	Vol or Wt	Extract Vol	Diln	Comments
09-APR-2009	13:00	fhk	K9E8K1AA 9096130 A9D010218-2 1	A-000051	1028.77 mL	20 mL	1	
09-APR-2009	13:51	fhk	K83PD1AC 9085256 G9C240292-1 5	A-000052	1000 mL	20 mL	5	
09-APR-2009	14:41	fhk	K9GXN1AA 9092289 G9D020000-289	A-000053.	1000 mL	20 mL	1	
09-APR-2009	15:32	fhk	K9GXN1AC 9092289 G9D020000-289	A-000054.	1000 mL	20 mL	1	
09-APR-2009	16:23	fhk	K9GXN1AD 9092289 G9D020000-289	A-000055.	1000 mL	20 mL	1	
09-APR-2009	17:13	fhk	K9C691AF 9092289 A9C310174-2 1	A-000056.	991.9 mL	20 mL	1	
09-APR-2009	18:04	fhk	STD_5 09GCSV0052 .2K/.1/.1/.1/	A-000057.	0 g	0 mL	1	
09-APR-2009	18:55	fhk	MRL_1 09GCSV0057 20/5/20/20/20	A-000058.	0 g	0 mL	1	
09-APR-2009	19:46	fhk	K9C7F1AF 9092289 A9C310174-3 1	A-000059	956.3 mL	20 mL	1	
09-APR-2009	20:36	fhk	K9C7J1AF 9092289 A9C310174-4 1	A-000060	1003.52 mL	20 mL	1	
09-APR-2009	21:27	fhk	K9J8F1AA 9093292 G9D030000-292	A-000061.	2 g	40 mL	1	
09-APR-2009	22:17	fhk	K9J8F1AC 9093292 G9D030000-292	A-000062	2 g	40 mL	1	
09-APR-2009	23:08	fhk	K9C7R1A9 9093292 A9C310174-6 1	A-000063.	2 g	40 mL	1	
09-APR-2009	23:59	fhk	K9C7R1E6 9093292 A9C310174-6 S	A-000064	2.03 g	40 mL	1	
10-APR-2009	00:49	fhk	K9C7R1E7 9093292 A9C310174-6 D	A-000065	2.02 g	40 mL	1	
10-APR-2009	01:40	fhk	K9C7W1AL 9093292 A9C310174-7 1	A-000066.	2 g	40 mL	1	
10-APR-2009	02:30	fhk	K9C711AL 9093292 A9C310174-8 1	A-000067.	2 g	40 mL	1	
10-APR-2009	03:21	fhk	K9C721AL 9093292 A9C310174-9 1	A-000068.	2.03 g	40 mL	1	
10-APR-2009	04:12	fhk	STD_5 09GCSV0052 .2K/.1/.1/.1/	A-000069.	0 g	0 mL	1	
10-APR-2009	05:02	fhk	MRL_1 09GCSV0057 20/5/20/20/20	A-000070.	0 g	0 mL	1	
10-APR-2009	05:52	fhk	K9C731AX 9093292 A9C310174-10	A-000071	2.01 g	40 mL	1	
10-APR-2009	06:43	fhk	K9C761AX 9093292 A9C310174-11	A-000072.	2.04 g	40 mL	1	
10-APR-2009	07:34	fhk	K9C771AX 9093292 A9C310174-12	A-000073.	2.03 g	40 mL	1	
10-APR-2009	08:24	fhk	K87GF2AA 9091508 C9C260266-1 5	A-000074.	2.01 g	40 mL	5	
10-APR-2009	09:14	fhk	K87GT2AA 9091508 C9C260266-7 5	A-000075	2.04 g	40 mL	5	
10-APR-2009	10:20	fhk	K86JG1ACC 9085255 LCS RI 1X	A-000076.	1000 mL	20 mL	1	
10-APR-2009	11:11	fhk	K86JG1ADL 9085255 LCSD RI 1X	A-000077.	1000 mL	20 mL	1	
10-APR-2009	12:01	fhk	STD_5 09GCSV0052 .2K/.1/.1/.1/	A-000078	0 g	0 mL	1	

TestAmerica West Sacramento

A-000045.D

Chromatography Summary

Injection Date: 4/9/2009 7 55 **Operator:** fhk

DataFile: LC10 I\04072009 B\A-000045.D **Vial Num:** 6

Instrument ID: LC10

Method 8330 Target Analyte Results

Sample : **STD_5 09GCSV0052 .2K/.1/.1/.1/.1**

Method File: LC10 I\04072009 B\8330AB M

Start Cal Date: 9/27/2008 13:52 **End Cal Date:** 9/27/2008 19 47

Dilution Factor	Extract Volume	Sample Volume	Sample Weight
1X	0 mL	0 mL	0 g

Matrix: NONE **SubList:** CAL sub **SpikeList:**

Samp. Info: STD_5 09GCSV0052 2K/.1/.1/.1/.1;2

Misc. Info: ,5, , , ;3;CAL sub; ;0;1

	Signal 1 UV 250-265							Signal 2 UV 358-205								
Compound Name	**RT**	**Response**	**PPB**	**Spike Level**	**%D**	**Result**	**Flag**	**RT**	**Response**	**PPB**	**Spike Level**	**%D**	**Result**	**Flag**	**Limits(%)**	**Flag**
3,4-Dinitrotoluene	17.70	4725	99 8600<	100	0%	Acceptable		17.70	9168	97.4300	100	-3%	Acceptable		(±15)	
HMX	5 20	12421	99 0700<	100	-1%	Acceptable					**100**	**-100%**	**Fails**		(±15)	45
RDX	7 70	7899	96.5400<	100	-3%	Acceptable					**100**	**-100%**	**Fails**		(±15)	45
Picric ACID	8 88	17116	202 8000	200	1%	Acceptable		8.88	25178	203.1000<	200	2%	Acceptable		(±15)	
1,3,5-Trinitrobenzene	10 02	14827	98 4400<	100	-2%	Acceptable					**100**	**-100%**	**Fails**		(±15)	45
1,3-Dinitrobenzene	13.00	14165	97 9400<	100	-2%	Acceptable					**100**	**-100%**	**Fails**		(±15)	45
TETRYL	13 94	10488	103 0000<	100	3%	Acceptable					**100**	**-100%**	**Fails**		(±15)	45
Nitrobenzene	14.87	6209	96.0700<	100	-4%	Acceptable					**100**	**-100%**	**Fails**		(±15)	45
2,4,6-Trinitrotoluene	16.18	8785	98 6500<	100	-1%	Acceptable					**100**	**-100%**	**Fails**		(±15)	45
4-AM-2,6-DNT	17.09	6377	98 3000<	100	-2%	Acceptable					**100**	**-100%**	**Fails**		(±15)	45
2-AM-4,6-DNT	18.15	7478	101 8000<	100	2%	Acceptable					**100**	**-100%**	**Fails**		(±15)	45
2,6-Dinitrotoluene	19 86	5290	98.7400<	100	-1%	Acceptable					**100**	**-100%**	**Fails**		(±15)	45
2,4-Dinitrotoluene	20 58	8482	99 5500<	100	0%	Acceptable					**100**	**-100%**	**Fails**		(±15)	45
2-Nitrotoluene	24 22	3520	98.6800<	100	-1%	Acceptable					**100**	**-100%**	**Fails**		(±15)	45
4-Nitrotoluene	26 01	4258	97 3500<	100	-3%	Acceptable					**100**	**-100%**	**Fails**		(±15)	45
3-Nitrotoluene	28 01	4228	98.0700<	100	-2%	Acceptable					**100**	**-100%**	**Fails**		(±15)	45
Nitroglycerin				**100**	**-100%**	**Fails**		15 42	7605	101 8000<	100	2%	Acceptable		(±15)	45
PETN				**100**	**-100%**	**Fails**		29 50	3984	103 7000<	100	4%	Acceptable		(±15)	45
3,5-Dinitroaniline	13 71	9569	98.7000<	100	-1%	Acceptable					**100**	**-100%**	**Fails**		(±15)	45
EGDN				**100**	**-100%**	**Fails**					**100**	**-100%**	**Fails**		(±15)	

Notes: M = Manually Integrated — Signals Differ by More Than 40%

D = Operator Disabled Result — Signals Differ by More Than 50%

O = Over Calibration Range

Printed: 4/9/2009 9:38 AM

Test America West Sacramento

Method 8330

Data file : \\Terastation\share\GCdata\LC10.I\04072009.B\A-000045.D
Lab Smp Id: STD_5 09GCSV0052 .2
Inj Date : 09-APR-2009 07:55
Operator : fhk Inst ID: LC10.i
Smp Info : STD_5 09GCSV0052 .2K/.1/.1/.1/.1;2
Misc Info : ;5; ; ; ;3;CAL.sub; ;0;1
Comment : SOP SAC-LC-0009
Method : \\Terastation\share\GCdata\LC10.I\04072009.B\8330AB.m
Meth Date : 09-Apr-2009 08:41 tap Quant Type: AREA%
Cal Date : 27-SEP-2008 19:47 Cal File: A-000011.d
Als bottle: 6 Continuing Calibration Sample
Dil Factor: 1.00000
Integrator: Falcon+ Compound Sublist: CAL.sub
Target Version: 4.14
Processing Host: SACP307HPLC

RT	AREA	HEIGHT	HT/AREA	% HEIGHT			COMPOUNDS
5.204	80383	12421	0.155	8.50		2	HMX
6.087	558	35	0.063	0.02			
7.701	91329	7899	0.086	5.40		3	RDX
8.884	238272	17116	0.072	11.84		5	Picric ACID
10.021	204205	14827	0.073	10.15		6	1,3,5-Trinitrobenze
12.997	248538	14165	0.057	9.70		7	1,3-Dinitrobenzene
13.707	144675	9569	0.066	6.55		8	3,5-Dinitroaniline
13.941	188012	10488	0.056	7.18		9	TETRYL
14.874	124598	6209	0.050	4.25		10	Nitrobenzene
16.184	174075	8785	0.050	6.01		12	2,4,6-Trinitrotolue
17.091	137394	6377	0.046	4.36		13	4-AM-2,6-DNT
17.697	92564	4725	0.051	3.23	$	1	3,4-Dinitrotoluene
18.154	184369	7478	0.041	5.12		14	2-AM-4,6-DNT
19.857	122785	5290	0.043	3.62		15	2,6-Dinitrotoluene
20.581	218678	8482	0.039	5.80		16	2,4-Dinitrotoluene
23.504	101	31	0.308	0.02			
24.221	102054	3520	0.034	2.41		17	2-Nitrotoluene
26.011	131194	4258	0.032	2.91		18	4-Nitrotoluene
27.254	144	29	0.201	0.01			
28.014	140380	4228	0.030	2.89		19	3-Nitrotoluene
29.411	215	28	0.130	0.01			
32.194	74	25	0.336	0.01			
34.027	264	27	0.102	0.01			
	2624860	146012		100.000			

Total unknown % height = 0.08000

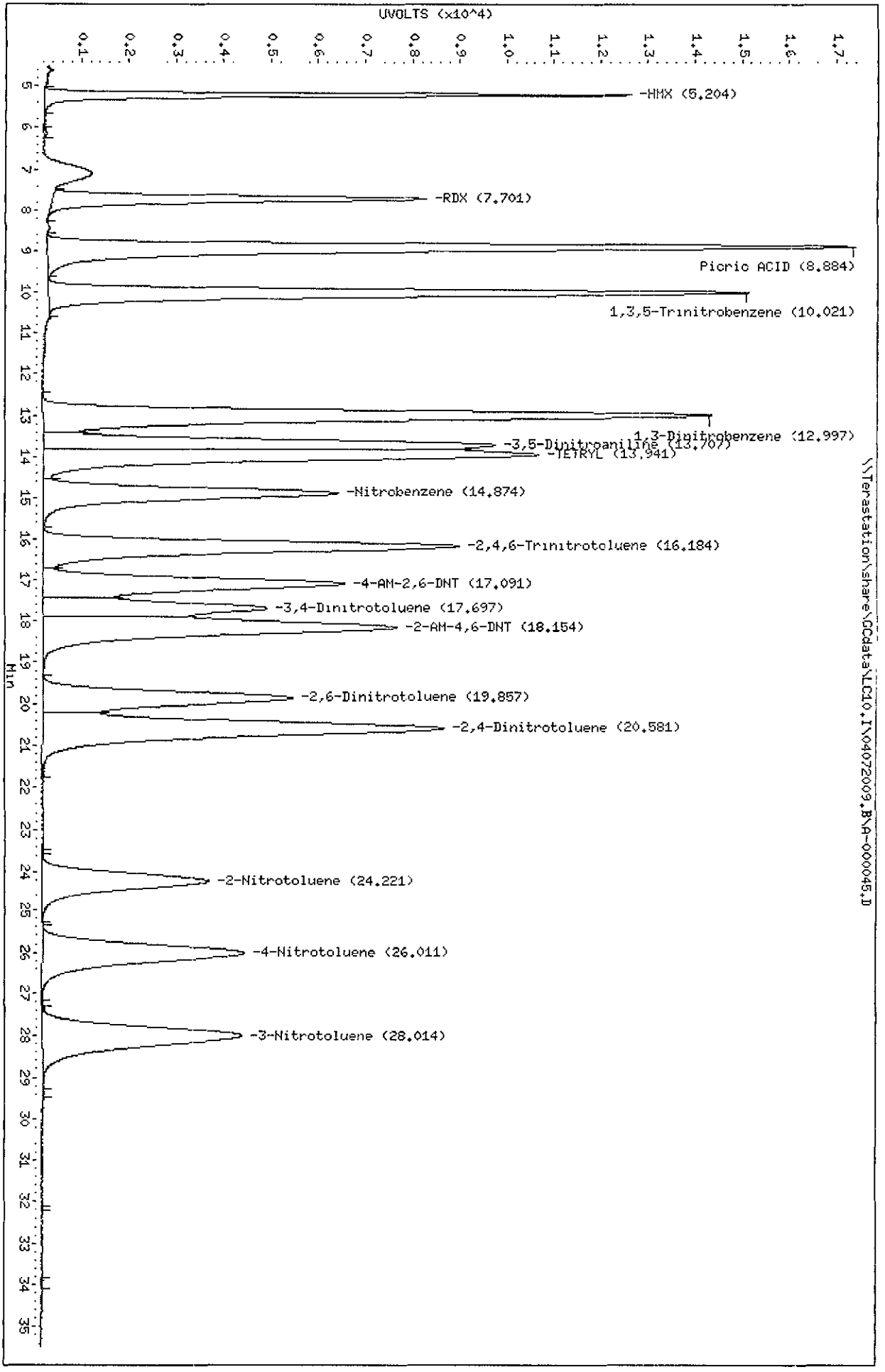

Data File: \\Terastation\share\GCdata\LC10.I\04072009.B\A-000045.D
Date : 09-APR-2009 07:55
Client ID:
Sample Info: STD_5 09CSV0052 .2K/.1/.1/.1/.1;2
Column phase: SYNERGI HYDRORP C18

Instrument: LC10.i
Operator: fhk
Column diameter: 4.60

Test America West Sacramento

Method 8330

Data file : \\Terastation\share\GCdata\LC10.I\04072009.B\A-000045.D\A-000045
Lab Smp Id: STD_5 09GCSV0052 .2
Inj Date : 09-APR-2009 07:55
Operator : fhk Inst ID: LC10.i
Smp Info : STD_5 09GCSV0052 .2K/.1/.1/.1/.1;2
Misc Info : ;5; ; ; ;3;CAL.sub; ;0;1
Comment : SOP SAC-LC-0009
Method : \\Terastation\share\GCdata\LC10.I\04072009.B\8330AB.M\83302.m
Meth Date : 09-Apr-2009 08:41 tap Quant Type: AREA%
Cal Date : 27-SEP-2008 19:47 Cal File: A-000011.d
Als bottle: 6 Continuing Calibration Sample
Dil Factor: 1.00000
Integrator: Falcon+ Compound Sublist: CAL.sub
Target Version: 4.14
Processing Host: SACP307HPLC

RT	AREA	HEIGHT	HT/AREA	% HEIGHT		COMPOUNDS
8.884	352596	25178	0.071	17.11		5 Picric ACID
10.037	3677	246	0.067	0.16		
12.997	129724	7451	0.057	5.04		
13.947	340159	12596	0.037	8.52		
14.877	242152	12833	0.053	8.68		
15.424	142243	7605	0.053	5.14		11 Nitroglycerin
16.191	164979	8769	0.053	5.93		
17.091	207269	10074	0.049	6.81		
17.697	190713	9168	0.048	6.20	$	1 3,4-Dinitrotoluene
18.144	201510	8433	0.042	5.70		
19.861	232737	9821	0.042	6.64		
20.564	189567	7098	0.037	4.80		
24.217	242409	8366	0.035	5.66		
26.014	231810	7399	0.032	5.00		
28.014	287110	8352	0.029	5.65		
29.501	152945	3984	0.026	2.69		20 PETN
31.971	862	72	0.084	0.04		
32.624	1568	93	0.059	0.06		
33.124	3305	142	0.043	0.09		
34.194	2758	123	0.045	0.08		
	3320094	147803		100.000		

Total unknown % height = 68.86

Data File: \\Terastation\share\GCdata\LC10.I\04072009.B\A-000045.D\A-000045.D
Date : 09-APR-2009 07:55
Client ID:
Sample Info: STD_5 09GCSV0052 .2K/.1/.1/.1/.1;2

Instrument: LC10.i
Operator: fhk
Column diameter: 4.60

Column phase: SYNERCI HYDRORP C18

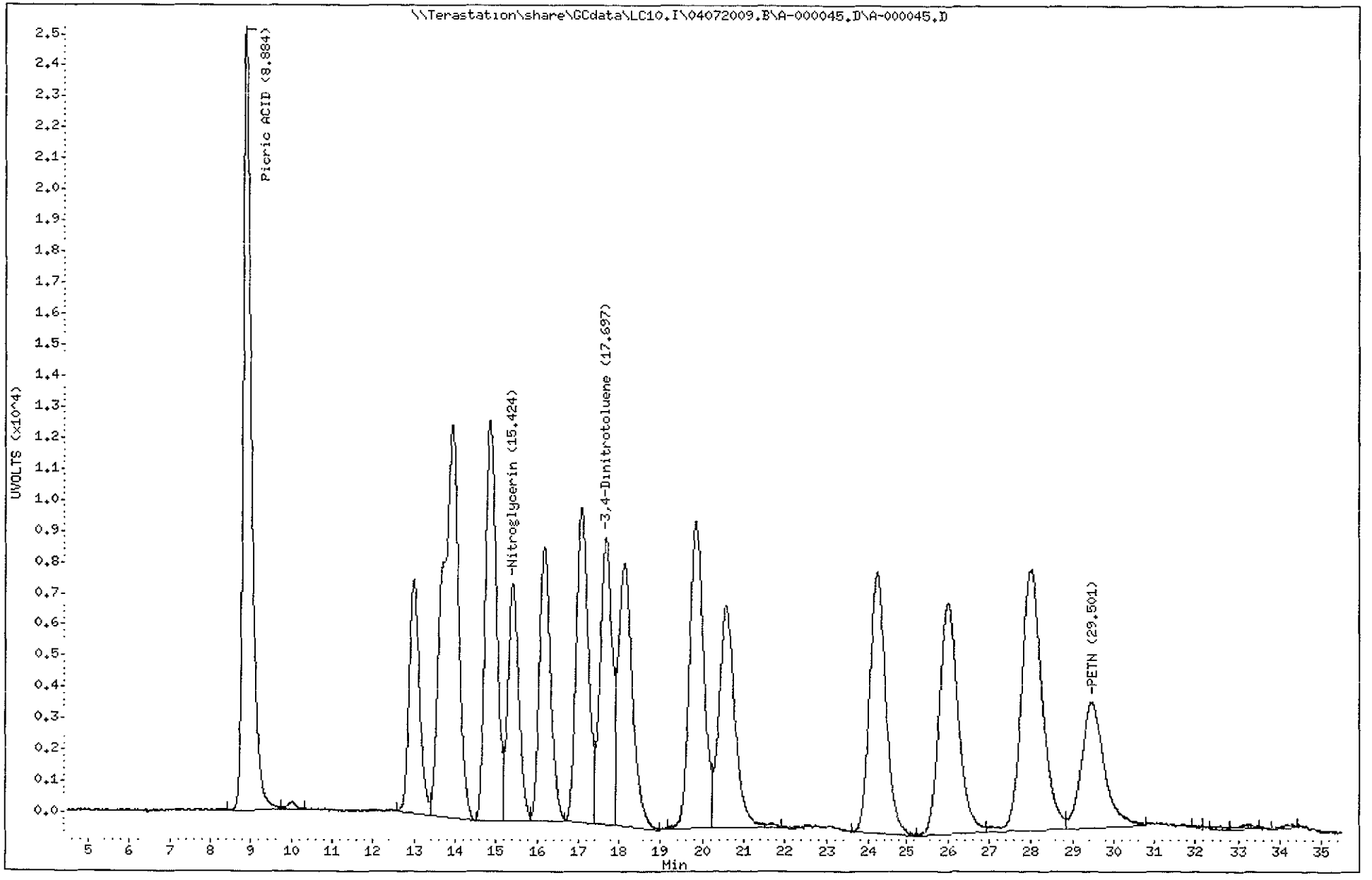

3793
North Canton

TestAmerica West Sacramento

A-000046.D

Chromatography Summary

Injection Date: 4/9/2009 8 46 **Operator:** fhk

DataFile: LC10 I\04072009 B\A-000046 D **Vial Num:** 7

Instrument ID: LC10

Method 8330 Target Analyte Results

MDL check

Sample : **MRL_1 09GCSV0057 20/5/20/20/20ng/ml**

Method File: LC10 I\04072009.B\8330AB.M

Start Cal Date: 9/27/2008 13:52 **End Cal Date:** 9/27/2008 19 47

Dilution Factor	Extract Volume	Sample Volume	Sample Weight
1X	0 mL	0 mL	0 g

Matrix: NONE **SubList:** CAL sub **SpikeList:**

Samp. Info: MRL_1 09GCSV0057 20/5/20/20/20ng/ml,2

Misc. Info: ;1; ; ; ;3,CAL sub; ;0.1

	Signal 1 UV 250-265							Signal 2 UV 358-205								
Compound Name	RT	Response	PPB	Spike Level	%D	Result	Flag	RT	Response	PPB	Spike Level	%D	Result	Flag	Limits(%)	Flag
3,4-Dinitrotoluene	**17.71**	**889**	**18.7900<**	~~20~~ 5	**276%**	**Fails**	-6%	17.72	1785	18.9700	~~20~~ 5	279%	Fails	-5%	(±15)	
HMX	5 20	588	4 6900<	5	-6%	Acceptable					5	-100%	Fails		(±15)	45
RDX	7 71	352	4.3020<	5	-14%	Acceptable					5	-100%	Fails		(±15)	45
Picric ACID	**8.91**	**4392**	**52.0300**	~~50~~ 10	**420%**	**Fails**	4%	8.91	6393	51.5700<	~~50~~ 10	416%	Fails	3%	(±15)	
1,3,5-Trinitrobenzene	10.02	768	5 0990<	5	2%	Acceptable					5	-100%	Fails		(±15)	45
1,3-Dinitrobenzene	13 01	723	4 9990<	5	0%	Acceptable					5	-100%	Fails		(±15)	45
TETRYL	13.97	488	4 7930<	5	-4%	Acceptable	M				5	-100%	Fails		(±15)	45
Nitrobenzene	14.86	328	5 0750<	5	2%	Acceptable					5	-100%	Fails		(±15)	45
2,4,6-Trinitrotoluene	16.20	463	5.1990<	5	4%	Acceptable					5	-100%	Fails		(±15)	45
4-AM-2,6-DNT	17.12	344	5 3030<	5	6%	Acceptable					5	-100%	Fails		(±15)	45
2-AM-4,6-DNT	18.15	411	5 5950<	5	12%	Acceptable					5	-100%	Fails		(±15)	45
2,6-Dinitrotoluene	19.89	289	5.3940<	5	8%	Acceptable					5	-100%	Fails		(±15)	45
2,4-Dinitrotoluene	20 59	440	5 1640<	5	3%	Acceptable					5	-100%	Fails		(±15)	45
2-Nitrotoluene	24.30	183	5 1300<	5	3%	Acceptable	M				5	-100%	Fails		(±15)	45
4-Nitrotoluene	26 03	229	5 2360<	5	5%	Acceptable					5	-100%	Fails		(±15)	45
3-Nitrotoluene	28 04	210	4 8710<	5	-3%	Acceptable					5	-100%	Fails		(±15)	45
Nitroglycerin				5	**-100%**	**Fails**		15.42	1510	20.2200<	~~20~~ 5	304%	Fails	1%	(±15)	45
PETN				5	**-100%**	**Fails**		29.52	852	22.1800<	~~20~~ 5	344%	Fails	11% M	(±15)	45
3,5-Dinitroaniline	13 72	451	4.6520<	5	-7%	Acceptable	M				5	-100%	Fails		(±15)	45
EGDN				5	**-100%**	**Fails**					5	-100%	Fails		(±15)	

Notes:
M = Manually Integrated
D = Operator Disabled Result
O = Over Calibration Range

Signals Differ by More Than 40%
Signals Differ by More Than 50%

RE-INTEGRATION CODES

1 Poor Peak Shape
2 Poor Peak Resolution
3 Peak Not Integrated
4 Sample Matrix Interference
5 Column Bleed
6 Instrument Noise
7 Baseline Correction
8 Other (reason must be stated)

ALL RE-INTEGRATIONS MUST BE INITIALED, DATED AND CODED

4/9/09

Printed: 4/9/2009 1:11 PM

TestAmerica West Sacramento

Method 8330

Data file : \\Terastation\share\GCdata\LC10.I\04072009.B\A-000046.d
Lab Smp Id: MRL_1 09GCSV0057 20
Inj Date : 09-APR-2009 08:46
Operator : fhk Inst ID: LC10.i
Smp Info : MRL_1 09GCSV0057 20/5/20/20/20ng/ml;2
Misc Info : ;1; ; ; ;3;CAL.sub; ;0;1
Comment : SOP SAC-LC-0009
Method : \\Terastation\share\GCdata\LC10.I\04072009.B\8330AB.M
Meth Date : 09-Apr-2009 09:46 kenneyf Quant Type: AREA%
Cal Date : 27-SEP-2008 19:47 Cal File: A-000011.d
Als bottle: 7 Continuing Calibration Sample
Dil Factor: 1.00000
Integrator: Falcon+ Compound Sublist: CAL.sub
Target Version: 4.14
Processing Host: SACP307FK

RT	AREA	HEIGHT	HT/AREA	% HEIGHT			COMPOUNDS
5.204	3438	588	0.171	4.97		2	HMX
7.714	3698	352	0.095	2.97		3	RDX
8.914	63402	4392	0.069	37.26		5	Picric ACID
10.021	10575	768	0.073	6.49		6	1,3,5-Trinitrobenze
13.008	12189	723	0.059	6.11		7	1,3-Dinitrobenzene
13.721	6253	451	0.072	3.81		8	3,5-Dinitroaniline
13.974	8171	488	0.060	4.12		9	TETRYL
14.864	6257	328	0.052	2.77		10	Nitrobenzene
16.201	9455	463	0.049	3.91		12	2,4,6-Trinitrotolue
17.124	6787	344	0.051	2.90		13	4-AM-2,6-DNT
17.711	18194	889	0.049	7.51	$	1	3,4-Dinitrotoluene
18.148	8840	411	0.046	3.47		14	2-AM-4,6-DNT
19.888	6536	289	0.044	2.44		15	2,6-Dinitrotoluene
20.591	10959	440	0.040	3.72		16	2,4-Dinitrotoluene
21.378	253	38	0.150	0.32			
23.211	113	40	0.356	0.33			
24.301	4916	183	0.037	1.54		17	2-Nitrotoluene
26.031	7266	229	0.032	1.93		18	4-Nitrotoluene
27.168	263	34	0.129	0.28			
28.044	5837	210	0.036	1.77		19	3-Nitrotoluene
30.141	299	27	0.090	0.22			
31.164	834	39	0.047	0.32			
32.638	261	37	0.142	0.31			
33.191	140	25	0.179	0.21			
34.211	389	38	0.098	0.32			
	195325	11826		100.000			

Total unknown % height = 2.310

RE-INTEGRATION CODES

1 Poor Peak Shape 5 Column Bleed
2 Poor Peak Resolution 6 Instrument Noise
3 Peak Not Integrated 7 Baseline Correction
4 Sample Matrix Interference 8 Other (reason must be stated)
ALL RE-INTEGRATIONS MUST BE INITIALED, DATED AND CODED

4/9/09

Data File: \\Terastation\share\GCdata\LC10.I\04072009.B\A-000046.d
Date : 09-APR-2009 08:46
Client ID:
Sample Info: MRL_1 09GCSV0057 20/5/20/20/20ng/ml;2

Instrument: LC10.i
Operator: fhk
Column phase: SYNERGI HYDRORP C18
Column diameter: 4.60

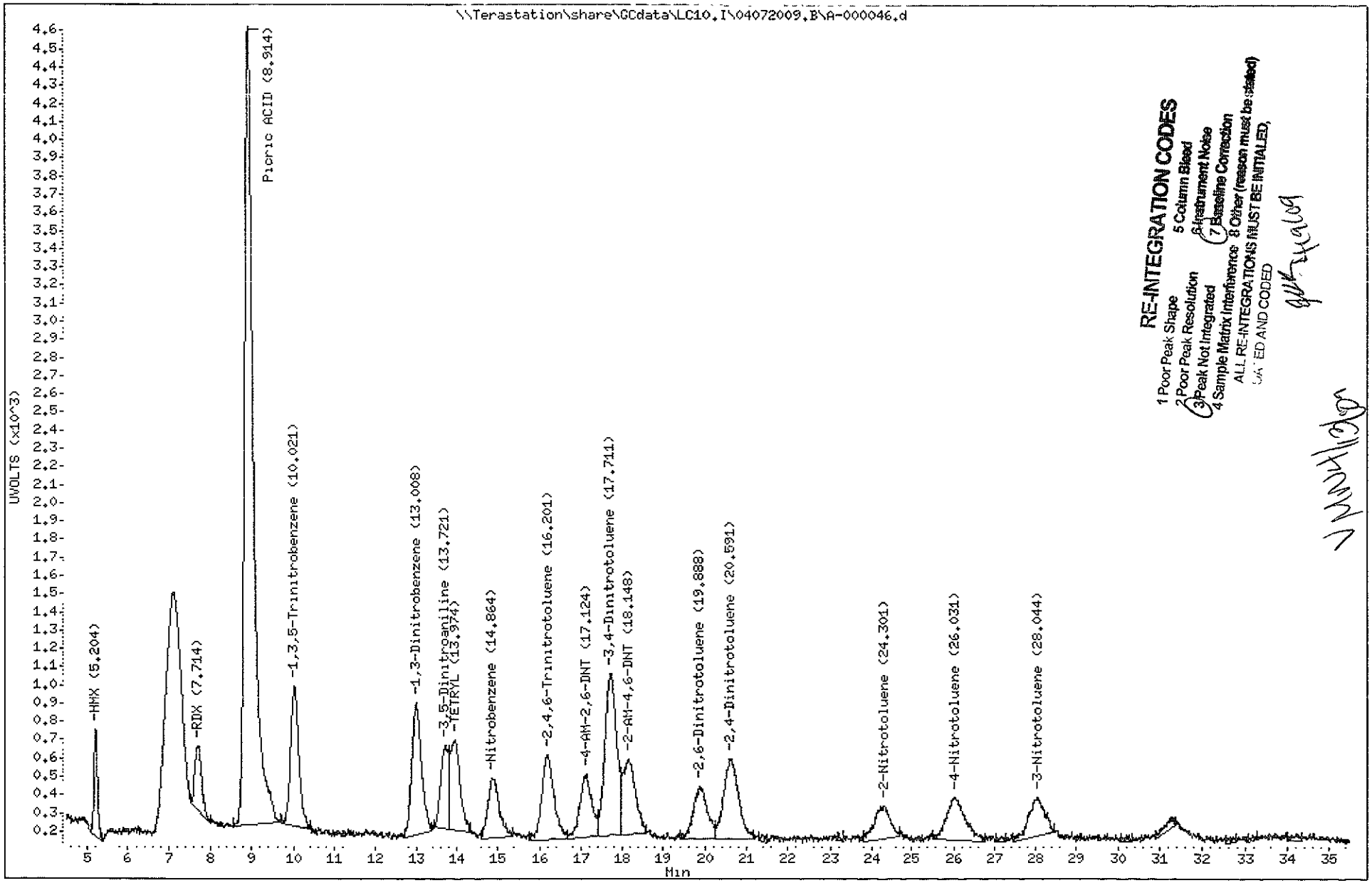

RE-INTEGRATION CODES
1 Poor Peak Shape
2 Poor Peak Resolution
3 Peak Not Integrated
4 Sample Matrix Interference
5 Column Bleed
6 Instrument Noise
7 Baseline Correction
8 Other (reason must be stated)
ALL RE-INTEGRATIONS MUST BE INITIALED, DATED AND CODED

3796

North Canton

TestAmerica West Sacramento

Method 8330

Data file : \\Terastation\share\GCdata\LC10.I\04072009.B\A-000046.d\A-000046
Lab Smp Id: MRL_1 09GCSV0057 20
Inj Date : 09-APR-2009 08:46
Operator : fhk Inst ID: LC10.i
Smp Info : MRL_1 09GCSV0057 20/5/20/20/20ng/ml;2
Misc Info : ;1; ; ; ;3;CAL.sub; ;0;1
Comment : SOP SAC-LC-0009
Method : \\Terastation\share\GCdata\LC10.I\04072009.B\8330AB.M\83302.m
Meth Date : 09-Apr-2009 09:32 tap Quant Type: AREA%
Cal Date : 27-SEP-2008 19:47 Cal File: A-000011.d
Als bottle: 7 Continuing Calibration Sample
Dil Factor: 1.00000
Integrator: Falcon+ Compound Sublist: CAL.sub
Target Version: 4.14
Processing Host: SACP307FK

RT	AREA	HEIGHT	HT/AREA	% HEIGHT		COMPOUNDS
8.914	88805	6393	0.072	32.21		5 Picric ACID
13.001	8071	450	0.056	2.25		
13.701	10076	321	0.032	1.61		
14.874	10074	602	0.060	3.02		
15.424	26968	1510	0.056	7.57		11 Nitroglycerin
16.188	9603	494	0.051	2.47		
17.108	10718	568	0.053	2.85		
17.721	51877	1785	0.034	8.95	$	1 3,4-Dinitrotoluene
19.871	16353	634	0.039	3.18		
20.598	11958	410	0.034	2.05		
24.208	14168	460	0.032	2.30		
25.261	680	88	0.129	0.44		
25.558	1336	131	0.098	0.65		
26.031	14407	444	0.031	2.22		
27.048	1415	96	0.068	0.48		
27.338	555	93	0.168	0.46		
28.021	27804	637	0.023	3.19		
29.524	29075	852	0.029	4.27		20 PETN
31.298	143197	3505	0.024	17.59		
33.248	206	66	0.320	0.33		
33.514	937	83	0.089	0.41		
33.681	531	77	0.145	0.38		
33.938	890	68	0.076	0.34		
34.211	315	97	0.308	0.48		
35.088	450	60	0.133	0.30		
	480471	19924		100.000		

Total unknown % height = 47.00

RE-INTEGRATION CODES

1 Poor Peak Shape
2 Poor Peak Resolution
3 Peak Not Integrated
4 Sample Matrix Interference
5 Column Bleed
6 Instrument Noise
7 Baseline Correction
8 Other (reason must be stated)

ALL RE-INTEGRATIONS MUST BE INITIALED, DATED AND CODED

4/9/09

Data File: \\Terastation\share\GCdata\LC10.I\04072009.B\A-000046.d\A-000046.d
Date : 09-APR-2009 08:46
Client ID:
Sample Info: MRL_1 09GCSV0057 20/5/20/20/20ng/ml;2

Instrument: LC10.1
Operator: fhk
Column phase: SYNERGI HYDRORP C18
Column diameter: 4.60

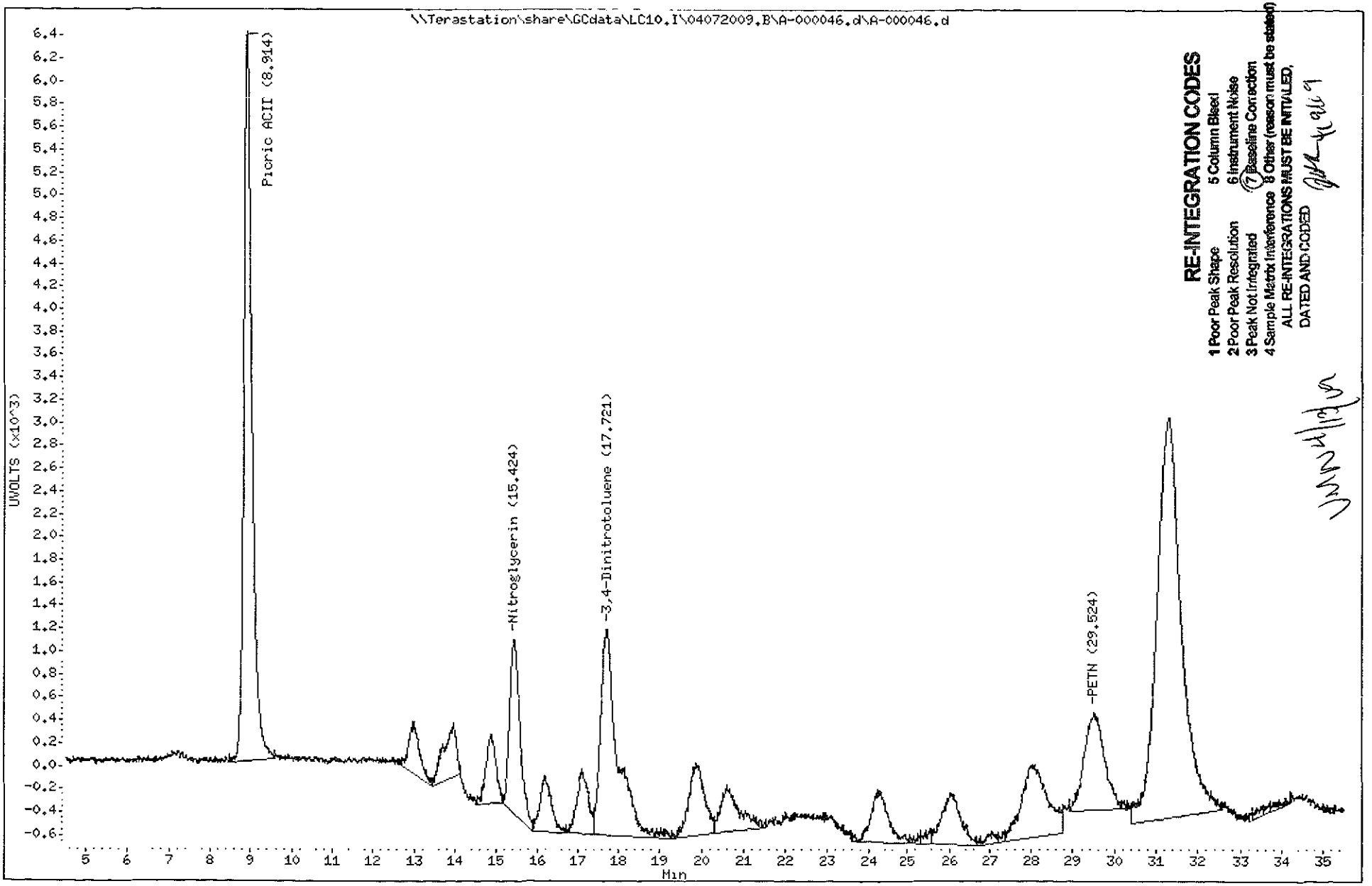

Tes:America West Sacramento

A-000046.D

Chromatography Summary

Injection Date: 4/9/2009 8 46 **Operator:** fhk

DataFile: LC10 I\04072009.B\A-000046.D **Vial Num:** 7

Instrument ID: LC10

Method 8330 Target Analyte Results

Sample : **MRL_1 09GCSV0057 20/5/20/20/20ng/ml**

Method File: LC10 I\04072009 B\8330AB M

Start Cal Date: 9/27/2008 13 52 **End Cal Date:** 9/27/2008 19:47

Dilution Factor	Extract Volume	Sample Volume	Sample Weight
1X	0 mL	0 mL	0 g

Matrix: NONE **SubList:** CAL sub **SpikeList:**

Samp. Info: MRL_1 09GCSV0057 20/5/20/20/20ng/ml;2

Misc. Info: ;1; ; ; ;3;CAL sub; ;0;1

	Signal 1 UV 250-265							Signal 2 UV 358-205								
Compound Name	RT	Response	PPB	Spike Level	%D	Result	Flag	RT	Response	PPB	Spike Level	%D	Result	Flag	Limits(%)	Flag
3,4-Dinitrotoluene	**17.71**	**889**	**18.7900<**	**5**	**276%**	**Fails**		**17.72**	**1785**	**18.9700**	**5**	**279%**	**Fails**		(±15)	
HMX	5 20	588	4 6900<	5	-6%	Acceptable					5	-100%	Fails		(±15)	45
RDX	7 71	352	4 3020<	5	-14%	Acceptable					5	-100%	Fails		(±15)	45
Picric ACID	**8.91**	**4392**	**52.0300**	**10**	**420%**	**Fails**		**8.91**	**6393**	**51.5700<**	**10**	**416%**	**Fails**		(±15)	
1,3,5-Trinitrobenzene	10 02	768	5.0990<	5	2%	Acceptable					5	-100%	Fails		(±15)	45
1,3-Dinitrobenzene	13.01	723	4.9990<	5	0%	Acceptable					5	-100%	Fails		(±15)	45
TETRYL				**5**	**-100%**	**Fails**					5	-100%	Fails		(±15)	
Nitrobenzene	14.86	328	5 0750<	5	2%	Acceptable					5	-100%	Fails		(±15)	45
2,4,6-Trinitrotoluene	16 20	463	5 1990<	5	4%	Acceptable					5	-100%	Fails		(±15)	45
4-AM-2,6-DNT	17 12	344	5.3030<	5	6%	Acceptable					5	-100%	Fails		(±15)	45
2-AM-4,6-DNT	18.15	411	5.5950<	5	12%	Acceptable					5	-100%	Fails		(±15)	45
2,6-Dinitrotoluene	19 89	289	5.3940<	5	8%	Acceptable					5	-100%	Fails		(±15)	45
2,4-Dinitrotoluene	20 59	440	5 1640<	5	3%	Acceptable					5	-100%	Fails		(±15)	45
2-Nitrotoluene	**24.20**	**123**	**3.4480<**	**5**	**-31%**	**Fails**					5	-100%	Fails		(±15)	45
4-Nitrotoluene	26.03	229	5 2360<	5	5%	Acceptable					5	-100%	Fails		(±15)	45
3-Nitrotoluene	28.04	210	4 8710<	5	-3%	Acceptable					5	-100%	Fails		(±15)	45
Nitroglycerin				**5**	**-100%**	**Fails**		**15.42**	**1510**	**20.2200<**	**5**	**304%**	**Fails**		(±15)	45
PETN				**5**	**-100%**	**Fails**		**29.53**	**1013**	**26.3700<**	**5**	**427%**	**Fails**		(±15)	45
3,5-Dinitroaniline	**13.72**	**297**	**3.0630<**	**5**	**-39%**	**Fails**					5	-100%	Fails		(±15)	45
EGDN				**5**	**-100%**	**Fails**					5	-100%	Fails		(±15)	

Notes:
M = Manually Integrated
D = Operator Disabled Result
O = Over Calibration Range

Signals Differ by More Than 40%
Signals Differ by More Than 50%

See reintegration.

4/9/09

Printed: 4/9/2009 9:42 AM

Test America West Sacramento

Method 8330

Data file : \\Terastation\share\GCdata\LC10.I\04072009.B\A-000046.D
Lab Smp Id: MRL_1 09GCSV0057 20
Inj Date : 09-APR-2009 08:46
Operator : fhk Inst ID: LC10.i
Smp Info : MRL_1 09GCSV0057 20/5/20/20/20ng/ml;2
Misc Info : ;1; ; ; ;3;CAL.sub; ;0;1
Comment : SOP SAC-LC-0009
Method : \\Terastation\share\GCdata\LC10.I\04072009.B\8330AB.m
Meth Date : 09-Apr-2009 09:31 tap Quant Type: AREA%
Cal Date : 27-SEP-2008 19:47 Cal File: A-000011.d
Als bottle: 7 Continuing Calibration Sample
Dil Factor: 1.00000
Integrator: Falcon+ Compound Sublist: CAL.sub
Target Version: 4.14
Processing Host: SACP307HPLC

RT	AREA	HEIGHT	HT/AREA	% HEIGHT		COMPOUNDS
5.204	3438	588	0.171	5.28		2 HMX
7.714	3698	352	0.095	3.16		3 RDX
8.914	63402	4392	0.069	39.60		5 Picric ACID
10.021	10575	768	0.073	6.90		6 1,3,5-Trinitrobenze
13.008	12189	723	0.059	6.49		7 1,3-Dinitrobenzene
13.724	6233	297	0.048	2.66		8 3,5-Dinitroaniline
14.864	6257	328	0.052	2.94		10 Nitrobenzene
16.201	9455	463	0.049	4.16		12 2,4,6-Trinitrotolue
17.124	6787	344	0.051	3.09		13 4-AM-2,6-DNT
17.711	18194	889	0.049	7.99	$	1 3,4-Dinitrotoluene
18.148	8840	411	0.046	3.69		14 2-AM-4,6-DNT
19.888	6536	289	0.044	2.59		15 2,6-Dinitrotoluene
20.591	10959	440	0.040	3.95		16 2,4-Dinitrotoluene
21.378	253	38	0.150	0.34		
23.211	113	40	0.356	0.35		
24.204	2458	123	0.050	1.10		17 2-Nitrotoluene
26.031	7266	229	0.032	2.05		18 4-Nitrotoluene
27.168	263	34	0.129	0.30		
28.044	5837	210	0.036	1.88		19 3-Nitrotoluene
30.141	299	27	0.090	0.24		
31.164	834	39	0.047	0.35		
32.638	261	37	0.142	0.33		
33.191	140	25	0.179	0.22		
34.211	389	38	0.098	0.34		
	184676	11124		100.000		

Total unknown % height = 2.470

See reintegration.

Data File: \\Terastation\share\GCdata\LC10.I\04072009.B\A-000046.D
Date : 09-APR-2009 08:46
Client ID:
Sample Info: MRL_1 09GCSV0057 20/5/20/20/20ng/ml;2

Instrument: LC10.i
Operator: fhk
Column diameter: 4.60

Column phase: SYNERGI HYDRORP C18

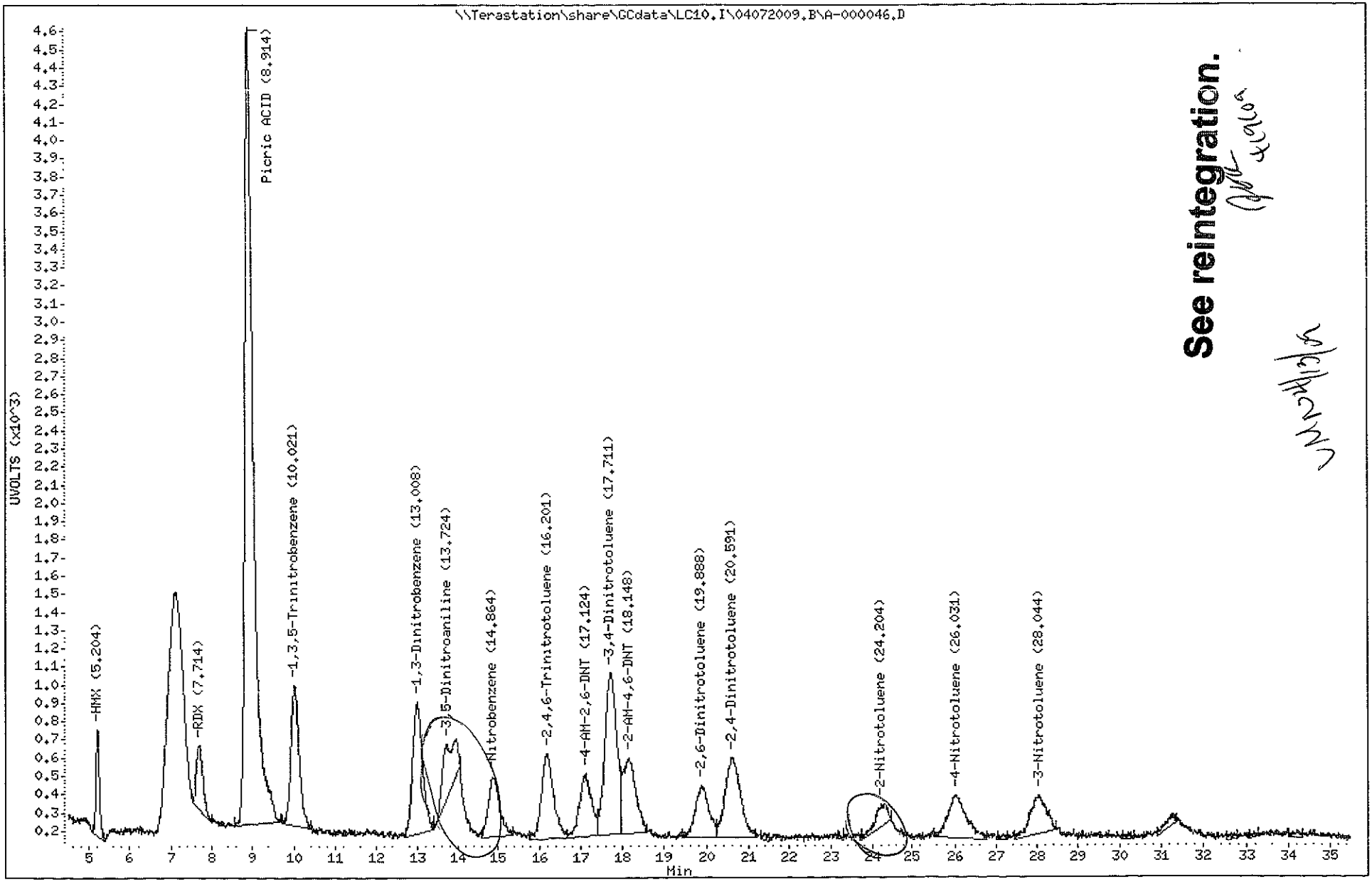

See reintegration.

3801

North Canton

Test America West Sacramento

Method 8330

Data file : \\Terastation\share\GCdata\LC10.I\04072009.B\A-000046.D\A-000046
Lab Smp Id: MRL_1 09GCSV0057 20
Inj Date : 09-APR-2009 08:46
Operator : fhk Inst ID: LC10.i
Smp Info : MRL_1 09GCSV0057 20/5/20/20/20ng/ml;2
Misc Info : ;1; ; ; ;3;CAL.sub; ;0;1
Comment : SOP SAC-LC-0009
Method : \\Terastation\share\GCdata\LC10.I\04072009.B\8330AB.M\83302.m
Meth Date : 09-Apr-2009 09:32 tap Quant Type: AREA%
Cal Date : 27-SEP-2008 19:47 Cal File: A-000011.d
Als bottle: 7 Continuing Calibration Sample
Dil Factor: 1.00000
Integrator: Falcon+ Compound Sublist: CAL.sub
Target Version: 4.14
Processing Host: SACP307HPLC

RT	AREA	HEIGHT	HT/AREA	% HEIGHT		COMPOUNDS
8.914	88805	6393	0.072	31.95		5 Picric ACID
13.001	8071	450	0.056	2.24		
13.701	10076	321	0.032	1.59		
14.874	10074	602	0.060	2.99		
15.424	26968	1510	0.056	7.51		11 Nitroglycerin
16.188	9603	494	0.051	2.45		
17.108	10718	568	0.053	2.82		
17.721	51877	1785	0.034	8.88	$	1 3,4-Dinitrotoluene
19.871	16353	634	0.039	3.15		
20.598	11958	410	0.034	2.04		
24.208	14168	460	0.032	2.29		
25.261	680	88	0.129	0.43		
25.558	1336	131	0.098	0.65		
26.031	14407	444	0.031	2.21		
27.048	1415	96	0.068	0.47		
27.338	555	93	0.168	0.46		
28.021	27804	637	0.023	3.17		
29.528	45436	1013	0.022	5.04		20 PETN
31.298	143197	3505	0.024	17.45		
33.248	206	66	0.320	0.32		
33.514	937	83	0.089	0.41		
33.681	531	77	0.145	0.38		
33.938	890	68	0.076	0.33		
34.211	315	97	0.308	0.48		
35.088	450	60	0.133	0.29		
	496832	20085		100.000		

Total unknown % height = 46.62

See reintegration.
4/9/09

Data File: \\Terastation\share\GCdata\LC10.I\04072009.B\A-000046.D\A-000046.D
Date : 09-APR-2009 08:46
Client ID:
Sample Info: MRL_1 09GCSV0057 20/5/20/20/20mg/ml;2

Instrument: LC10.i
Operator: fhk
Column diameter: 4.60

Column phase: SYNERGI HYDRORP C18

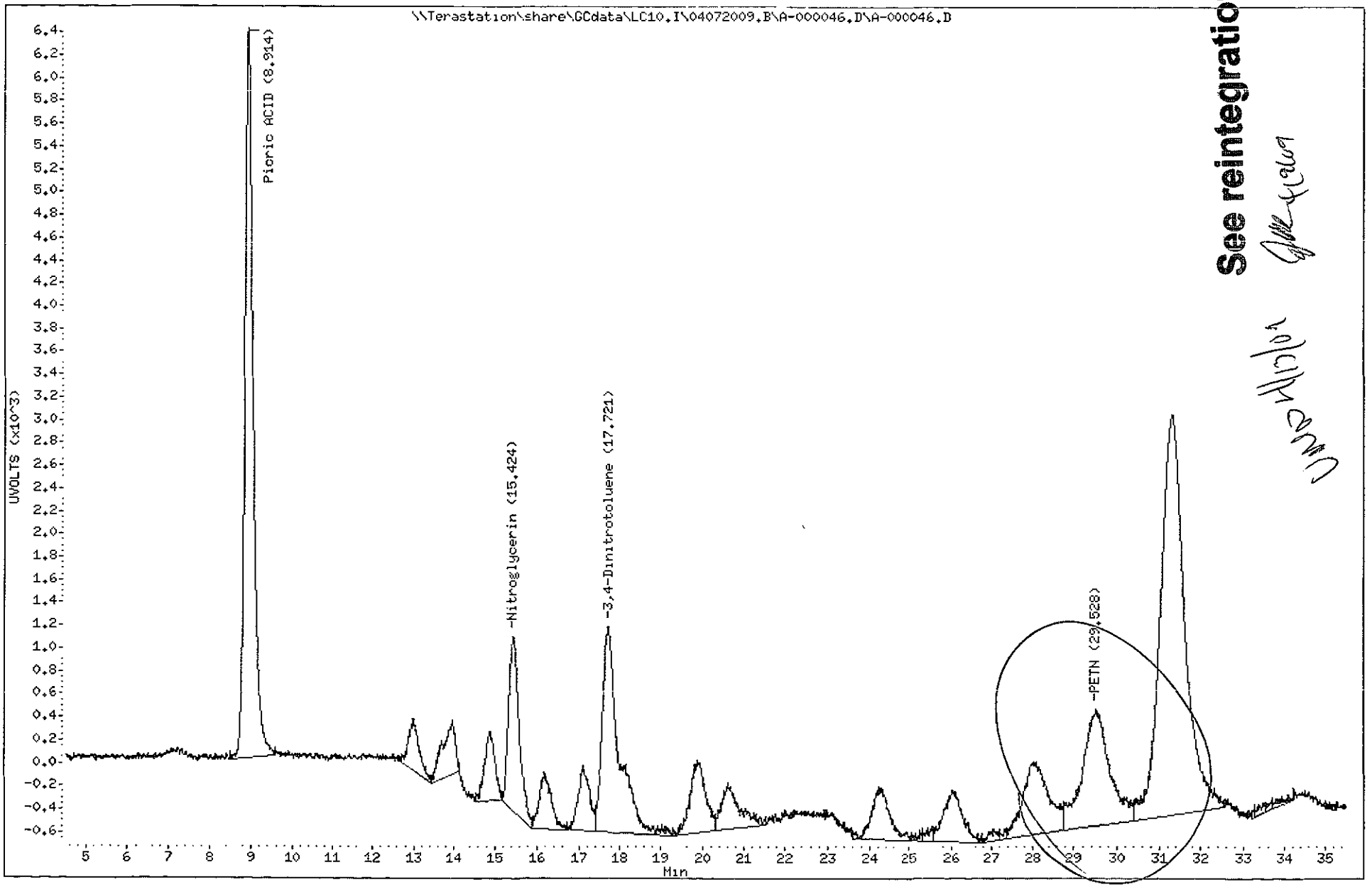

See reintegration.

3803

North Canton

TestAmerica West Sacramento

A-000053.D

Chromatography Summary

Injection Date: 4/9/2009 14 41 **Operator:** fhk

DataFile: LC10.I\04072009 B\A-000053 D **Vial Num:** 51

Instrument ID: LC10

Method 8330 Target Analyte Results

Sample : **K9GXN1AA 9092289 G9D020000-289 B 1X**

Method File: LC10 I\04072009.B\8330AB.M

Start Cal Date: 9/27/2008 13:52 **End Cal Date:** 9/27/2008 19:47

Dilution Factor	Extract Volume	Sample Volume	Sample Weight
1X	20 mL	1000 mL	0 g

Matrix: WATER **SubList:** WATER sub **SpikeList:**

Samp. Info: K9GXN1AA 9092289 G9D020000-289 B 1X,0,

Misc. Info: ;;1000;;20;1;WATER sub.,0,1,K9GXN1AA

	Signal 1 UV 250-265					Signal 2 UV 358-205							
Compound Name	**RT**	**Diff**	**Response**	**Conc (ug/L)**	**Flag**	**RT**	**Diff**	**Response**	**Conc (ug/L)**	**Flag**	**MDL**	**RL**	**Flag**
3,4-Dinitrotoluene	**17.73**	**0.016**	**5735**	**2.4240<**		**17.73**	**0.009**	**11357**	**2.4140**		**0.0000**	**0.00**	
HMX											0.0270	0.10	
RDX											0 0650	0.10	
Picric ACID											0 1250	1 00	
1,3,5-Trinitrobenzene	9.94	-0.081	324	0 0430<							0 0310	0 10	45
1,3-Dinitrobenzene											0 0500	0 10	
TETRYL											0 0500	0 10	
Nitrobenzene											0 0500	0.10	
2,4,6-Trinitrotoluene											0 0240	0 10	
4-AM-2,6-DNT											0 0220	0.10	
2-AM-4,6-DNT											0 1000	0 20	
2,6-Dinitrotoluene											0 0500	0 10	
2,4-Dinitrotoluene											0 0500	0 10	
2-Nitrotoluene											0 0720	0 50	
4-Nitrotoluene											0.0720	0 50	
3-Nitrotoluene											0 0620	0 50	
Nitroglycerin											0 3300	0 65	
PETN											0 3000	0 65	
3,5-Dinitroaniline											0 0250	1 00	

Surrogates:	**Spiked**	**Recovered**	**%Rec**	**Spiked**	**Recovered**	**%Rec**	**Limits**
3,4-Dinitrotoluene	**2.5000**	**2.4240**	**97**	**2.5000**	**2.4140**	**97**	**(83-113)**

Notes: M = Manually Integrated — Signals Differ by More Than 40%

D = Operator Disabled Result — Signals Differ by More Than 50%

O = Over Calibration Range

Printed: 4/9/2009 3:43 PM

Test America West Sacramento

Method 8330

Data file : \\Terastation\share\GCdata\LC10.I\04072009.B\A-000053.D
Lab Smp Id: K9GXN1AA 9092289 G9
Inj Date : 09-APR-2009 14:41
Operator : fhk Inst ID: LC10.i
Smp Info : K9GXN1AA 9092289 G9D020000-289 B 1X;0;
Misc Info : ;;1000;;20;1;WATER.sub;;0;1;K9GXN1AA
Comment : SOP SAC-LC-0009
Method : \\Terastation\share\GCdata\LC10.I\04072009.B\8330AB.m
Meth Date : 09-Apr-2009 09:46 kenneyf Quant Type: AREA%
Cal Date : 27-SEP-2008 19:47 Cal File: A-000011.d
Als bottle: 51
Dil Factor: 1.00000
Integrator: Falcon+ Compound Sublist: WATER.sub
Target Version: 4.14
Processing Host: SACP307HPLC

Concentration Formula: Amt * DF * Uf*Vt / Vo * CpndVariable

Name	Value	Description
DF	1.000	Dilution Factor
Uf	1.000	ng unit correction factor
Vt	20.000	Volume of final extract (mL)
Vo	1000.000	Volume of sample extracted (mL)
Cpnd Variable		Local Compound Variable

RT	AREA	HEIGHT	HT/AREA	% HEIGHT	COMPOUNDS
5.503	1208	85	0.070	1.09	
8.120	1063	100	0.094	1.28	
8.944	378	57	0.151	0.73	
9.287	190	32	0.168	0.41	
9.940	5895	324	0.055	4.17	6 1,3,5-Trinitrobenze
11.160	181	37	0.204	0.47	
11.830	8745	549	0.063	7.06	
13.700	106	29	0.274	0.37	
14.207	343	37	0.108	0.47	
14.724	236	26	0.110	0.33	
15.664	89	25	0.282	0.32	
16.137	774	47	0.061	0.60	
17.727	122100	5735	0.047	74.01	$ 1 3,4-Dinitrotoluene
19.823	1059	63	0.060	0.81	
20.570	429	34	0.079	0.43	
20.917	520	45	0.087	0.57	
22.690	549	34	0.062	0.43	
23.230	276	34	0.123	0.43	
23.774	260	44	0.169	0.56	
24.424	494	37	0.075	0.47	
24.777	289	45	0.156	0.57	
25.430	112	23	0.205	0.29	
26.030	128	37	0.290	0.47	
27.617	228	33	0.145	0.42	

RT	AREA	HEIGHT	HT/AREA	% HEIGHT	COMPOUNDS
28.084	410	27	0.066	0.34	
29.210	422	35	0.083	0.45	
29.950	80	25	0.312	0.32	
31.400	554	40	0.072	0.51	
31.924	180	31	0.172	0.39	
32.380	122	32	0.261	0.41	
32.854	528	32	0.061	0.41	
33.284	210	32	0.152	0.41	
	148158	7766		100.000	

Total unknown % height = 21.82

Data File: \\Terastation\share\GCdata\LC10.I\04072009.B\A-000053.D
Date : 09-APR-2009 14:41
Client ID:
Sample Info: K9GXN1AA 9092289 G9D020000-289 B 1X;0;
Volume Injected (uL): 500.0
Column phase: SYNERGI HYDRORP C18

Instrument: LC10.i
Operator: fhk
Column diameter: 4.60

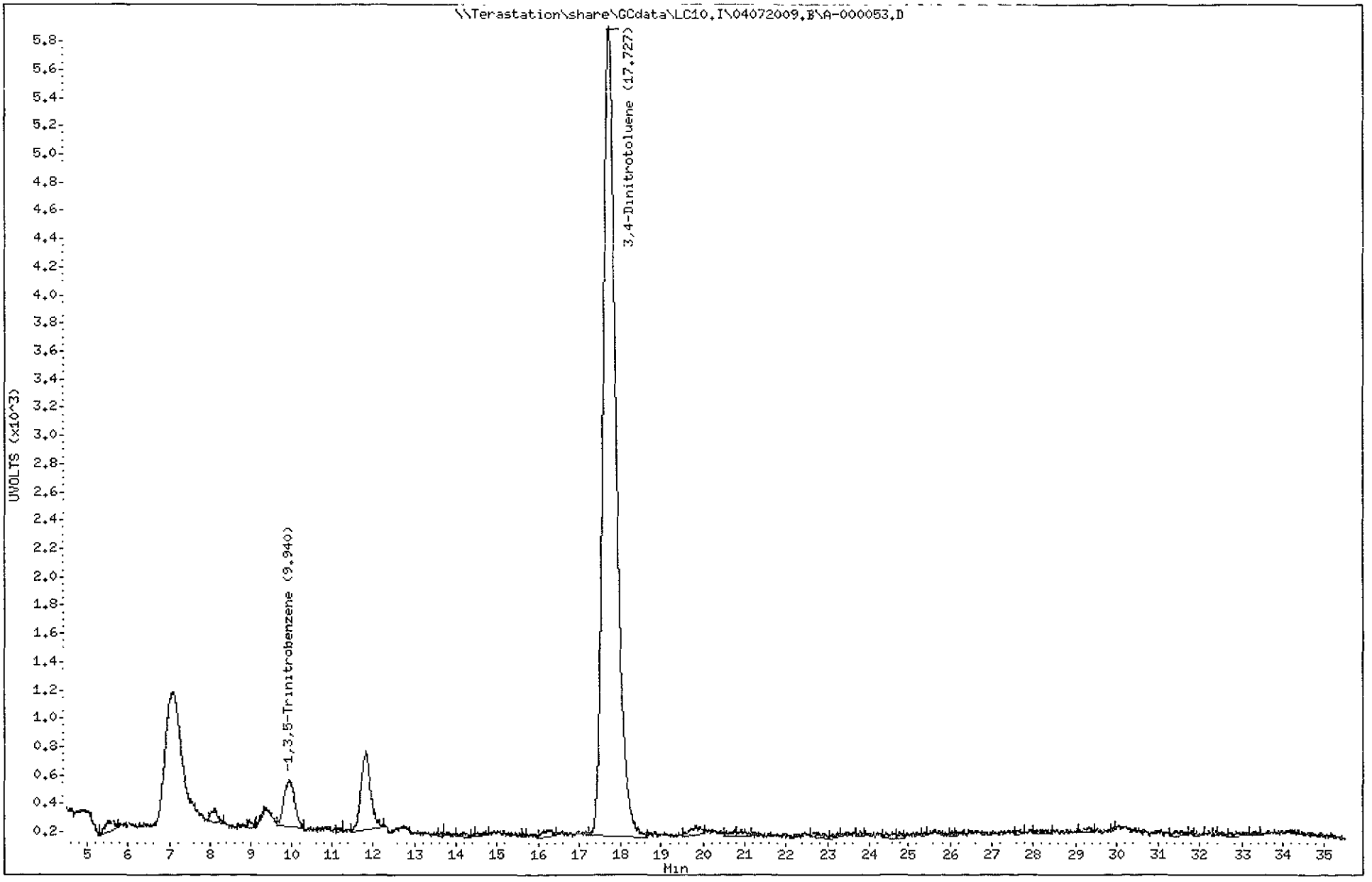

3807
North Canton

Test America West Sacramento

Method 8330

Data file : \\Terastation\share\GCdata\LC10.I\04072009.B\A-000053.D\A-000053
Lab Smp Id: K9GXN1AA 9092289 G9
Inj Date : 09-APR-2009 14:41
Operator : fhk Inst ID: LC10.i
Smp Info : K9GXN1AA 9092289 G9D020000-289 B 1X;0;
Misc Info : ;;1000;;20;1;WATER.sub;;0;1;K9GXN1AA
Comment : SOP SAC-LC-0009
Method : \\Terastation\share\GCdata\LC10.I\04072009.B\8330AB.M\83302.m
Meth Date : 09-Apr-2009 09:32 tap Quant Type: AREA%
Cal Date : 27-SEP-2008 19:47 Cal File: A-000011.d
Als bottle: 51
Dil Factor: 1.00000
Integrator: Falcon+ Compound Sublist: WATER.sub
Target Version: 4.14
Processing Host: SACP307HPLC

Concentration Formula: Amt * DF * Uf*Vt / Vo * CpndVariable

Name	Value	Description
DF	1.000	Dilution Factor
Uf	1.000	ng unit correction factor
Vt	20.000	Volume of final extract (mL)
Vo	1000.000	Volume of sample extracted (mL)
Cpnd Variable		Local Compound Variable

RT	AREA	HEIGHT	HT/AREA	% HEIGHT	COMPOUNDS
17.730	238529	11357	0.048	72.36	$ 1 3,4-Dinitrotoluene
19.820	4686	189	0.040	1.20	
21.127	7921	127	0.016	0.80	
23.314	13643	284	0.021	1.80	
25.207	8941	475	0.053	3.02	
25.624	20558	544	0.026	3.46	
26.624	35627	848	0.024	5.39	
27.967	1059	126	0.119	0.80	
28.507	28154	646	0.023	4.10	
30.084	4733	178	0.038	1.13	
31.210	1480	116	0.078	0.73	
31.397	2433	132	0.054	0.83	
32.384	262	46	0.176	0.29	
32.760	827	66	0.080	0.41	
32.970	228	56	0.245	0.35	
33.247	416	67	0.161	0.42	
33.527	544	38	0.070	0.24	
33.777	690	97	0.140	0.61	
34.054	2212	150	0.068	0.95	
34.374	4246	176	0.041	1.11	
	377190	15718		100.000	

Total unknown % height = 27.64

Data File: \\Terastation\share\GCdata\LC10.I\04072009.B\A-000053.D\A-000053.D
Date : 09-APR-2009 14:41
Client ID:
Sample Info: K9GXN1AA 9092289 G9D020000-289 B 1X;0;
Volume Injected (uL): 500.0
Column phase: SYNERGI HYDRORP C18

Instrument: LC10.1

Operator: fhk
Column diameter: 4.60

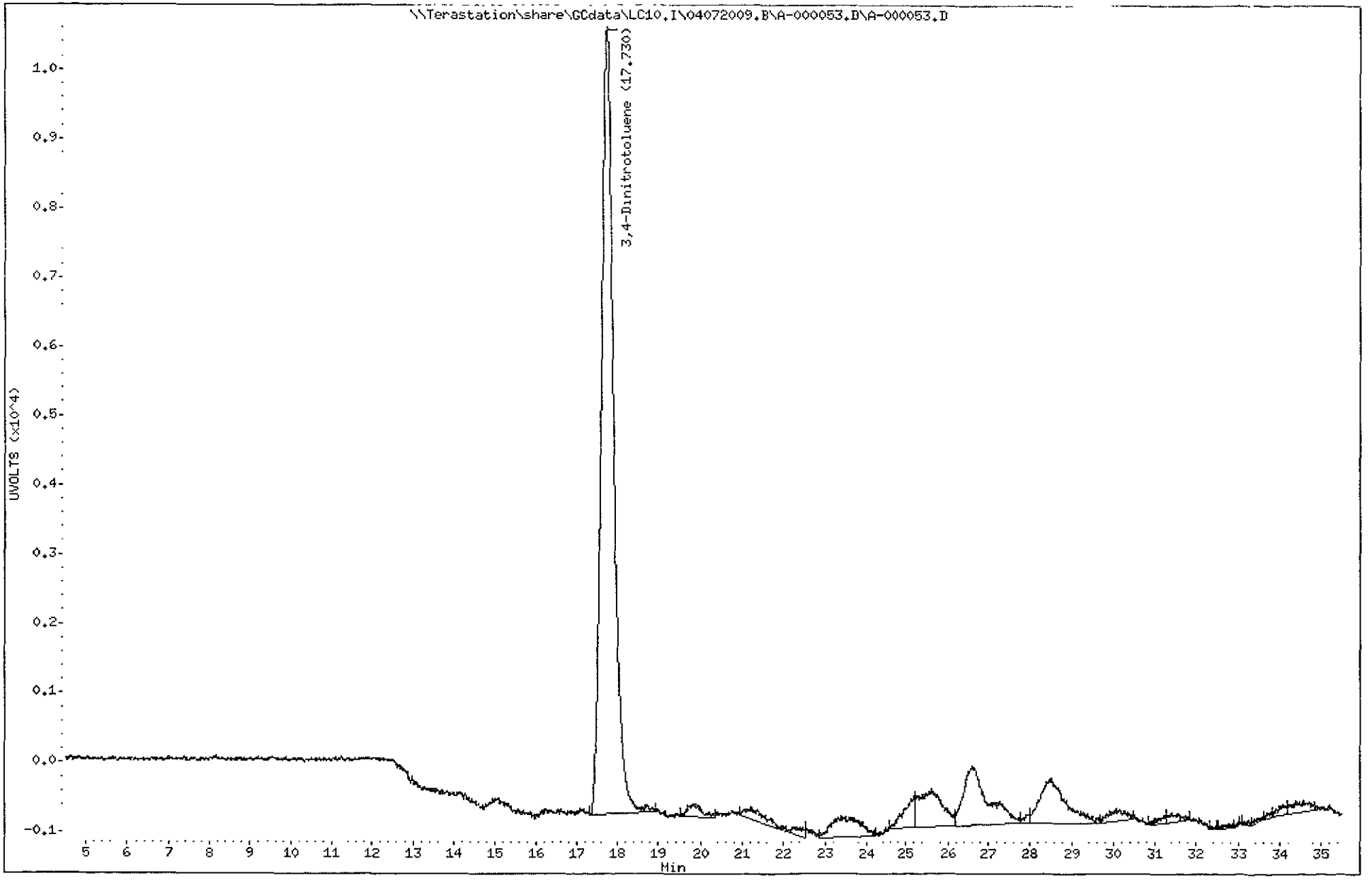

3809
North Canton

TestAmerica West Sacramento

A-000054.D

Chromatography Summary

Injection Date: 4/9/2009 15 32 **Operator:** fhk

DataFile: LC10 I\04072009 B\A-000054 D **Vial Num:** 52

Instrument ID: LC10

Method 8330 Target Analyte Results

Sample : **K9GXN1AC 9092289 G9D020000-289 C 1X**

Method File: LC10 I\04072009 B\8330AB M

Start Cal Date: 9/27/2008 13:52 **End Cal Date:** 9/27/2008 19:47

Dilution Factor	Extract Volume	Sample Volume	Sample Weight
1X	20 mL	1000 mL	0 g

Matrix: WATER **SubList:** WATER sub **SpikeList:** WATER spk

Samp. Info: K9GXN1AC 9092289 G9D020000-289 C 1X;3;

Misc. Info: LCS;,1000;;20:1,WATER sub,WATER spk,1,1,K9GXN1AC

	Signal 1 UV 250-265							Signal 2 UV 358-205								
Compound Name	RT	Response	Conc (ug/L)	Spike Level	%R	Result	Flag	RT	Response	Conc (ug/L)	Spike Level	%R	Result	Flag	Limits(%)	Flag
3,4-Dinitrotoluene	17 73	5677	2.4000<	2.5	96%	Acceptable		17.72	11751	2.4980	2.5	100%	Acceptable		(83-113)	
HMX	5 21	5563	0 8874<	1	89%	Acceptable					1	0%	Fails		(88-123)	45
RDX	7.71	3738	0.9137<	1	91%	Acceptable					1	0%	Fails		(91-121)	45
Picric ACID				5	0%	Fails					5	0%	Fails		(21-118)	
1,3,5-Trinitrobenzene	10.04	7064	0 9380<	1	94%	Acceptable					1	0%	Fails		(87-123)	45
1,3-Dinitrobenzene	13 03	6720	0 9292<	1	93%	Acceptable					1	0%	Fails		(90-124)	45
TETRYL	13.96	4271	0.8389<	1	84%	Acceptable					1	0%	Fails		(72-115)	45
Nitrobenzene	14.91	2908	0.8998<	1	90%	Acceptable					1	0%	Fails		(85-124)	45
2,4,6-Trinitrotoluene	16 21	3845	0 8636<	1	86%	Acceptable					1	0%	Fails		(82-118)	45
4-AM-2,6-DNT	17 12	2881	0 8882<	1	89%	Acceptable					1	0%	Fails		(79-110)	45
2-AM-4,6-DNT	18.17	3620	0.9856<	1	99%	Acceptable					1	0%	Fails		(83-116)	45
2,6-Dinitrotoluene	19.89	2476	0 9243<	1	92%	Acceptable					1	0%	Fails		(84-119)	45
2,4-Dinitrotoluene	20.62	3925	0.9214<	1	92%	Acceptable					1	0%	Fails		(85-117)	45
2-Nitrotoluene	24.27	1566	0.8781<	1	88%	Acceptable					1	0%	Fails		(81-117)	45
4-Nitrotoluene	26 06	1921	0 8784<	1	88%	Acceptable					1	0%	Fails		(80-120)	45
3-Nitrotoluene	28 08	1891	0 8773<	1	88%	Acceptable					1	0%	Fails		(77-118)	45
Nitroglycerin				5	0%	Fails		15 45	18379	4 9230<	5	98%	Acceptable		(81-111)	45
PETN				5	0%	Fails		29.53	9308	4.8460<	5	97%	Acceptable		(83-113)	45
3,5-Dinitroaniline	13.74	4429	0.9136<	1	91%	Acceptable					1	0%	Fails		(40-140)	45

Surrogates:	Spiked	Recovered	%Rec	Spiked	Recovered	%Rec	Limits
3,4-Dinitrotoluene	2.5000	2.4000	96	2.5000	2.4980	100	(83-113)

Notes

M = Manually Integrated

D = Operator Disabled Result

O = Over Calibration Range

Signals Differ by More Than 40%

Signals Differ by More Than 50%

Printed: 4/9/2009 6:35 PM

Test America West Sacramento

Method 8330

Data file : \\Terastation\share\GCdata\LC10.I\04072009.B\A-000054.D
Lab Smp Id: K9GXN1AC 9092289 G9
Inj Date : 09-APR-2009 15:32
Operator : fhk Inst ID: LC10.i
Smp Info : K9GXN1AC 9092289 G9D020000-289 C 1X;3;
Misc Info : LCS;;1000;;20;1;WATER.sub;WATER.spk;1;1;K9GXN1AC
Comment : SOP SAC-LC-0009
Method : \\Terastation\share\GCdata\LC10.I\04072009.B\8330AB.m
Meth Date : 09-Apr-2009 09:46 kenneyf Quant Type: AREA%
Cal Date : 27-SEP-2008 19:47 Cal File: A-000011.d
Als bottle: 52 QC Sample: LCS
Dil Factor: 1.00000
Integrator: Falcon+ Compound Sublist: WATER.sub
Target Version: 4.14
Processing Host: SACP307HPLC

Concentration Formula: Amt * DF * Uf*Vt / Vo * CpndVariable

Name	Value	Description
DF	1.000	Dilution Factor
Uf	1.000	ng unit correction factor
Vt	20.000	Volume of final extract (mL)
Vo	1000.000	Volume of sample extracted (mL)
Cpnd Variable		Local Compound Variable

RT	AREA	HEIGHT	HT/AREA	% HEIGHT			COMPOUNDS
4.809	629	48	0.076	0.07			
5.209	34065	5563	0.163	8.73		2	HMX
7.713	38931	3738	0.096	5.87		3	RDX
8.949	1270	125	0.098	0.19			
9.316	1714	96	0.056	0.15			
10.036	95351	7064	0.074	11.26		6	1,3,5-Trinitrobenze
11.813	9306	546	0.059	0.85			
13.026	112190	6720	0.060	10.55		7	1,3-Dinitrobenzene
13.736	67393	4429	0.066	6.95		8	3,5-Dinitroaniline
13.959	71307	4271	0.060	6.70		9	TETRYL
14.906	56930	2908	0.051	4.56		10	Nitrobenzene
16.209	74817	3845	0.051	6.03		12	2,4,6-Trinitrotolue
17.119	57887	2881	0.050	4.52		13	4-AM-2,6-DNT
17.726	115007	5677	0.049	8.91	$	1	3,4-Dinitrotoluene
18.166	84194	3620	0.043	5.68		14	2-AM-4,6-DNT
19.886	56194	2476	0.044	3.88		15	2,6-Dinitrotoluene
20.619	99972	3925	0.039	6.16		16	2,4-Dinitrotoluene
21.893	154	34	0.221	0.05			
23.703	231	34	0.147	0.05			
24.266	44450	1566	0.035	2.45		17	2-Nitrotoluene
25.359	120	29	0.242	0.04			
26.063	59393	1921	0.032	3.01		18	4-Nitrotoluene
27.506	294	25	0.085	0.03			
28.079	60423	1891	0.031	2.96		19	3-Nitrotoluene

RT	AREA	HEIGHT	HT/AREA	% HEIGHT	COMPOUNDS
29.246	201	30	0.149	0.04	
30.099	426	45	0.106	0.07	
31.176	563	48	0.085	0.07	
31.526	512	40	0.078	0.06	
32.546	279	43	0.154	0.06	
34.253	331	35	0.106	0.05	
	1144536	63673		100.000	

Total unknown % height = 1.780

Data File: \\Terastation\share\GCdata\LC10.I\04072009.B\A-000054.D
Date : 09-APR-2009 15:32
Client ID:
Sample Info: K9GXN1AC 9092289 G9D020000-289 C 1X;3;
Volume Injected (uL): 500.0
Column phase: SYNERGI HYDRORP C18

Instrument: LC10.1
Operator: fhk
Column diameter: 4.60

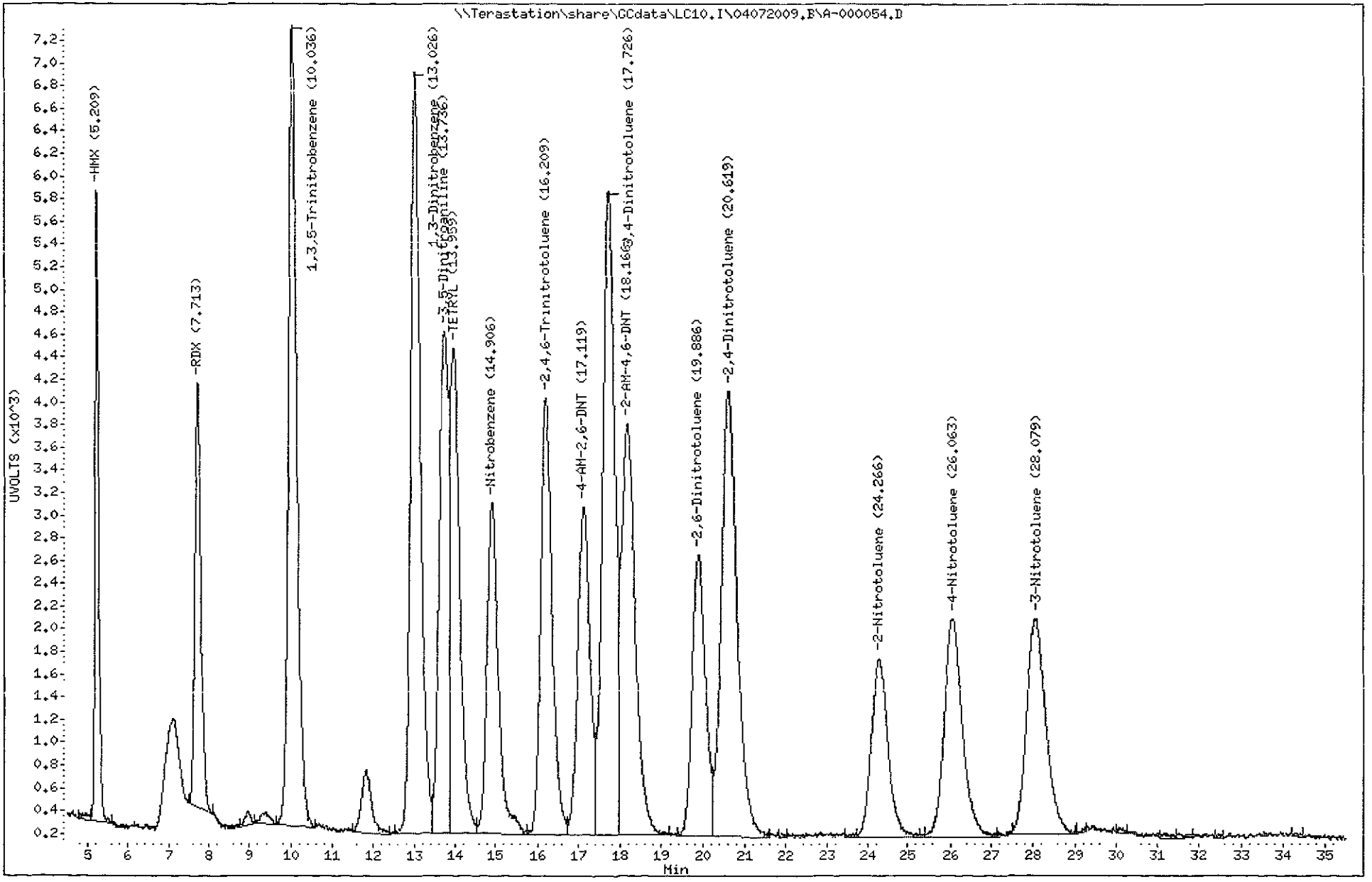

3813
North Canton

Test America West Sacramento

Method 8330

Data file : \\Terastation\share\GCdata\LC10.I\04072009.B\A-000054.D\A-000054
Lab Smp Id: K9GXN1AC 9092289 G9
Inj Date : 09-APR-2009 15:32
Operator : fhk Inst ID: LC10.i
Smp Info : K9GXN1AC 9092289 G9D020000-289 C 1X;3;
Misc Info : LCS;;1000;;20;1;WATER.sub;WATER.spk;1;1;K9GXN1AC
Comment : SOP SAC-LC-0009
Method : \\Terastation\share\GCdata\LC10.I\04072009.B\8330AB.M\83302.m
Meth Date : 09-Apr-2009 09:32 tap Quant Type: AREA%
Cal Date : 27-SEP-2008 19:47 Cal File: A-000011.d
Als bottle: 52 QC Sample: LCS
Dil Factor: 1.00000
Integrator: Falcon+ Compound Sublist: WATER.sub
Target Version: 4.14
Processing Host: SACP307HPLC

Concentration Formula: Amt * DF * Uf*Vt / Vo * CpndVariable

Name	Value	Description
DF	1.000	Dilution Factor
Uf	1.000	ng unit correction factor
Vt	20.000	Volume of final extract (mL)
Vo	1000.000	Volume of sample extracted (mL)
Cpnd Variable		Local Compound Variable

RT	AREA	HEIGHT	HT/AREA	% HEIGHT		COMPOUNDS
8.933	2659	183	0.069	0.19		
10.026	2538	126	0.050	0.13		
13.016	74360	4042	0.054	4.28		
13.749	44748	3803	0.085	4.03		
13.976	96613	5152	0.053	5.46		
14.906	112596	6371	0.057	6.75		
15.449	345165	18379	0.053	19.60		11 Nitroglycerin
16.213	88318	4201	0.048	4.45		
17.119	109908	5149	0.047	5.45		
17.723	247969	11751	0.047	12.45	$	1 3,4-Dinitrotoluene
18.159	101696	4541	0.045	4.81		
19.886	104489	4539	0.043	4.81		
20.619	84913	3254	0.038	3.44		
23.413	9887	280	0.028	0.29		
24.253	105575	3703	0.035	3.92		
25.453	10728	446	0.042	0.47		
26.073	158120	3598	0.023	3.81		
27.213	14797	645	0.044	0.68		
28.046	132266	3816	0.029	4.04		
29.533	336718	9308	0.028	9.86		20 PETN
30.986	1538	137	0.089	0.14		
31.219	4833	214	0.044	0.22		
32.229	836	78	0.093	0.08		
32.489	621	53	0.085	0.05		

RT	AREA	HEIGHT	HT/AREA	% HEIGHT	COMPOUNDS
32.666	607	105	0.173	0.11	
33.576	1253	75	0.060	0.07	
33.813	2006	130	0.065	0.13	
34.143	1825	108	0.059	0.11	
34.413	1524	99	0.065	0.10	
35.316	183	69	0.378	0.07	
	2199289	94355		100.000	

Total unknown % height = 58.09

Data File: \\Terastation\share\GCdata\LC10.I\04072009.B\A-000054.D\A-000054.D
Date : 09-APR-2009 15:32
Client ID:
Sample Info: K9GXN1AC 9092289 G9D020000-289 C 1X;3;
Volume Injected (uL): 500.0
Column phase: SYNERGI HYDRORP C18

Instrument: LC10.i
Operator: fhk
Column diameter: 4.60

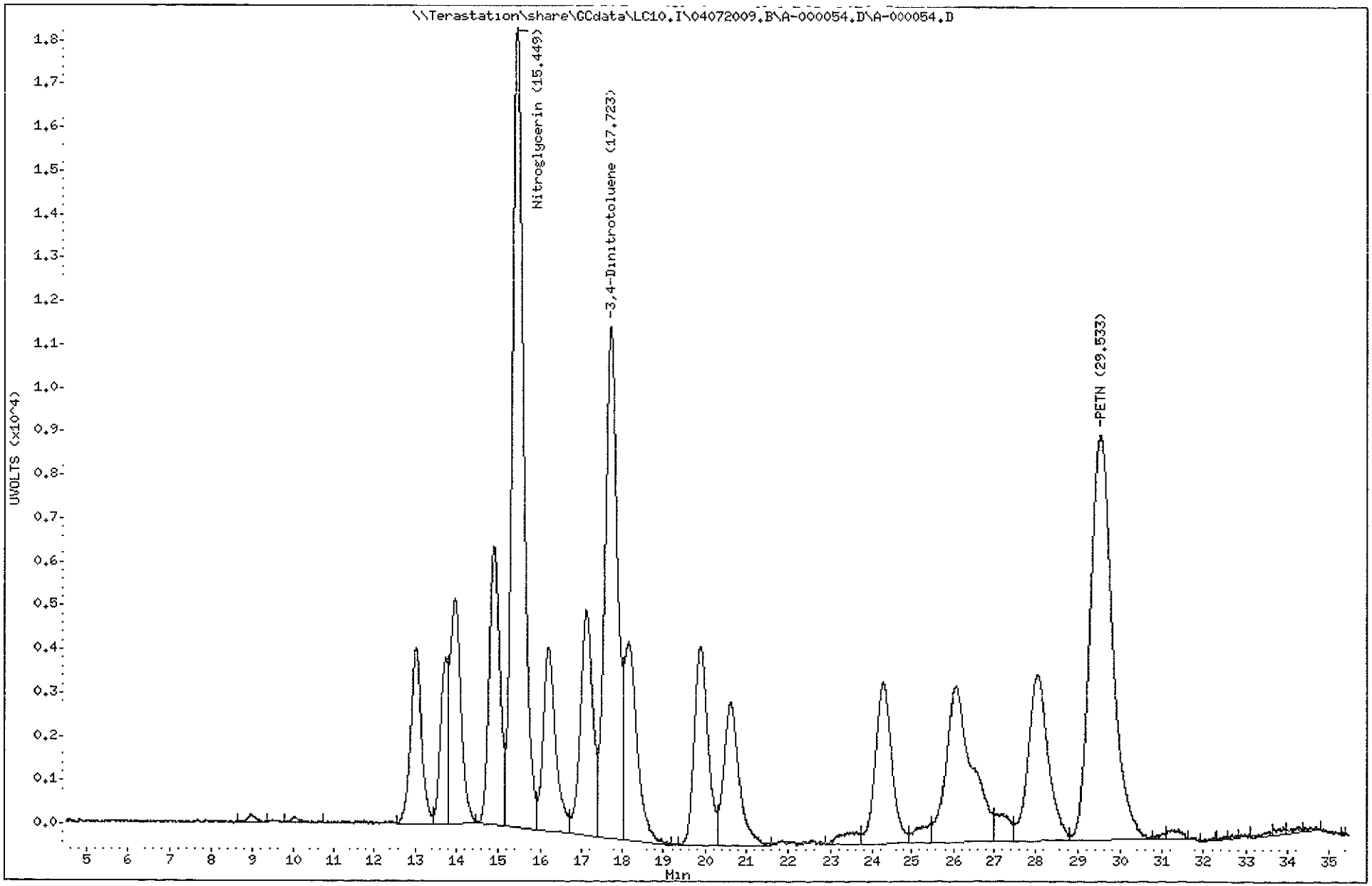

3816
North Canton

TestAmerica West Sacramento

A-000055.D

Chromatography Summary

Injection Date: 4/9/2009 16.23 **Operator:** fhk

DataFile: LC10 I\04072009.B\A-000055 D **Vial Num:** 53

Instrument ID: LC10

Method 8330 Target Analyte Results

Sample : **K9GXN1AD 9092289 G9D020000-289 L 1X**

Method File: LC10 I\04072009.B\8330AB.M

Start Cal Date: 9/27/2008 13 52 **End Cal Date:** 9/27/2008 19 47

Dilution Factor	Extract Volume	Sample Volume	Sample Weight
1X	20 mL	1000 mL	0 g

Matrix: WATER **SubList:** WATER.sub **SpikeList:** WATER spk

Samp. Info: K9GXN1AD 9092289 G9D020000-289 L 1X,3,

Misc. Info: LCS.;1000,;20;1;WATER.sub:WATER spk,1,1,K9GXN1AD

	Signal 1 UV 250-265							Signal 2 UV 358-205								
Compound Name	RT	Response	Conc (ug/L)	Spike Level	%R	Result	Flag	RT	Response	Conc (ug/L)	Spike Level	%R	Result	Flag	Limits(%)	Flag
3,4-Dinitrotoluene	17 73	5810	2 4560<	2.5	98%	Acceptable		17 73	11534	2 4510	2.5	98%	Acceptable		(83-113)	
HMX	5 21	5723	0 9129<	1	91%	Acceptable					1	0%	Fails		(38-123)	45
RDX	7 72	3868	0.9455<	1	95%	Acceptable					1	0%	Fails		(91-121)	45
Picric ACID				5	0%	Fails					5	0%	Fails		(21-118)	
1,3,5-Trinitrobenzene	10 04	7314	0 9712<	1	97%	Acceptable					1	0%	Fails		(37-123)	45
1,3-Dinitrobenzene	13.02	6919	0 9567<	1	96%	Acceptable					1	0%	Fails		(90-124)	45
TETRYL	13.97	4400	0 8643<	1	86%	Acceptable					1	0%	Fails		(72-115)	45
Nitrobenzene	14.90	3015	0.9330<	1	93%	Acceptable					1	0%	Fails		(85-124)	45
2,4,6-Trinitrotoluene	16 21	3948	0 8867<	1	89%	Acceptable					1	0%	Fails		(82-118)	45
4-AM-2,6-DNT	17.12	2929	0 9030<	1	90%	Acceptable					1	0%	Fails		(79-110)	45
2-AM-4,6-DNT	18.19	3730	1.0160<	1	102%	Acceptable					1	0%	Fails		(83-116)	45
2,6-Dinitrotoluene	19.90	2544	0 9497<	1	95%	Acceptable					1	0%	Fails		(84-119)	45
2,4-Dinitrotoluene	20.62	4044	0 9493<	1	95%	Acceptable					1	0%	Fails		(85-117)	45
2-Nitrotoluene	24.27	1611	0.9033<	1	90%	Acceptable					1	0%	Fails		(81-117)	45
4-Nitrotoluene	26 06	1976	0.9036<	1	90%	Acceptable					1	0%	Fails		(80-120)	45
3-Nitrotoluene	28.05	1943	0 9014<	1	90%	Acceptable					1	0%	Fails		(77-118)	45
Nitroglycerin				5	0%	Fails		15 45	18768	5 0270<	5	101%	Acceptable		(81-111)	45
PETN				5	0%	Fails		29 53	9544	4.9690<	5	99%	Acceptable		(83-113)	45
3,5-Dinitroaniline	13 73	4546	0.9378<	1	94%	Acceptable					1	0%	Fails		(40-140)	45

Surrogates:	Spiked	Recovered	%Rec		Spiked	Recovered	%Rec	Limits
3,4-Dinitrotoluene	2.5000	2.4560	98		2.5000	2.4510	98	(83-113)

Notes

M = Manually Integrated

D = Operator Disabled Result

O = Over Calibration Range

Signals Differ by More Than 40%

Signals Differ by More Than 50%

Printed: 4/9/2009 6:36 PM

Test America West Sacramento

Method 8330

Data file : \\Terastation\share\GCdata\LC10.I\04072009.B\A-000055.D
Lab Smp Id: K9GXN1AD 9092289 G9
Inj Date : 09-APR-2009 16:23
Operator : fhk Inst ID: LC10.i
Smp Info : K9GXN1AD 9092289 G9D020000-289 L 1X;3;
Misc Info : LCS;;1000;;20;1;WATER.sub;WATER.spk;1;1;K9GXN1AD
Comment : SOP SAC-LC-0009
Method : \\Terastation\share\GCdata\LC10.I\04072009.B\8330AB.m
Meth Date : 09-Apr-2009 09:46 kenneyf Quant Type: AREA%
Cal Date : 27-SEP-2008 19:47 Cal File: A-000011.d
Als bottle: 53 QC Sample: LCS
Dil Factor: 1.00000
Integrator: Falcon+ Compound Sublist: WATER.sub
Target Version: 4.14
Processing Host: SACP307HPLC

Concentration Formula: Amt * DF * Uf*Vt / Vo * CpndVariable

Name	Value	Description
DF	1.000	Dilution Factor
Uf	1.000	ng unit correction factor
Vt	20.000	Volume of final extract (mL)
Vo	1000.000	Volume of sample extracted (mL)
Cpnd Variable		Local Compound Variable

RT	AREA	HEIGHT	HT/AREA	% HEIGHT			COMPOUNDS
5.211	35200	5723	0.163	8.74		2	HMX
7.721	39746	3868	0.097	5.90		3	RDX
8.938	1370	126	0.092	0.19			
9.365	1542	103	0.067	0.15			
10.038	97761	7314	0.075	11.31		6	1,3,5-Trinitrobenze
11.828	9454	552	0.058	0.84			
13.025	114583	6919	0.060	10.56		7	1,3-Dinitrobenzene
13.735	69541	4546	0.065	6.94		8	3,5-Dinitroaniline
13.968	72264	4400	0.061	6.72		9	TETRYL
14.901	58706	3015	0.051	4.60		10	Nitrobenzene
16.215	76723	3948	0.051	6.02		12	2,4,6-Trinitrotolue
17.121	59180	2929	0.049	4.47		13	4-AM-2,6-DNT
17.731	118815	5810	0.049	8.87	$	1	3,4-Dinitrotoluene
18.188	85766	3730	0.043	5.69		14	2-AM-4,6-DNT
19.291	120	38	0.316	0.05			
19.905	57890	2544	0.044	3.88		15	2,6-Dinitrotoluene
20.625	102653	4044	0.039	6.17		16	2,4-Dinitrotoluene
21.851	229	28	0.122	0.04			
22.998	66	24	0.363	0.03			
23.771	193	35	0.181	0.05			
24.271	45174	1611	0.036	2.46		17	2-Nitrotoluene
26.061	60290	1976	0.033	3.01		18	4-Nitrotoluene
27.351	100	23	0.231	0.03			
28.051	62551	1943	0.031	2.96		19	3-Nitrotoluene

RT	AREA	HEIGHT	HT/AREA	% HEIGHT	COMPOUNDS
29.261	296	34	0.115	0.05	
29.868	220	50	0.227	0.07	
30.055	971	48	0.049	0.07	
31.508	321	32	0.100	0.04	
34.455	299	27	0.090	0.04	
34.788	149	35	0.235	0.05	
	1172172	65475		100.000	

Total unknown % height = 1.700

Data File: \\Terastation\share\GCdata\LC10.I\04072009.B\A-000055.D
Date : 09-APR-2009 16:23
Client ID:
Sample Info: K9GXN1AD 9092289 G9D020000-289 L 1X;3;
Volume Injected (uL): 500.0
Column phase: SYNERGI HYDRORP C18

Instrument: LC10.i
Operator: fhk
Column diameter: 4.60

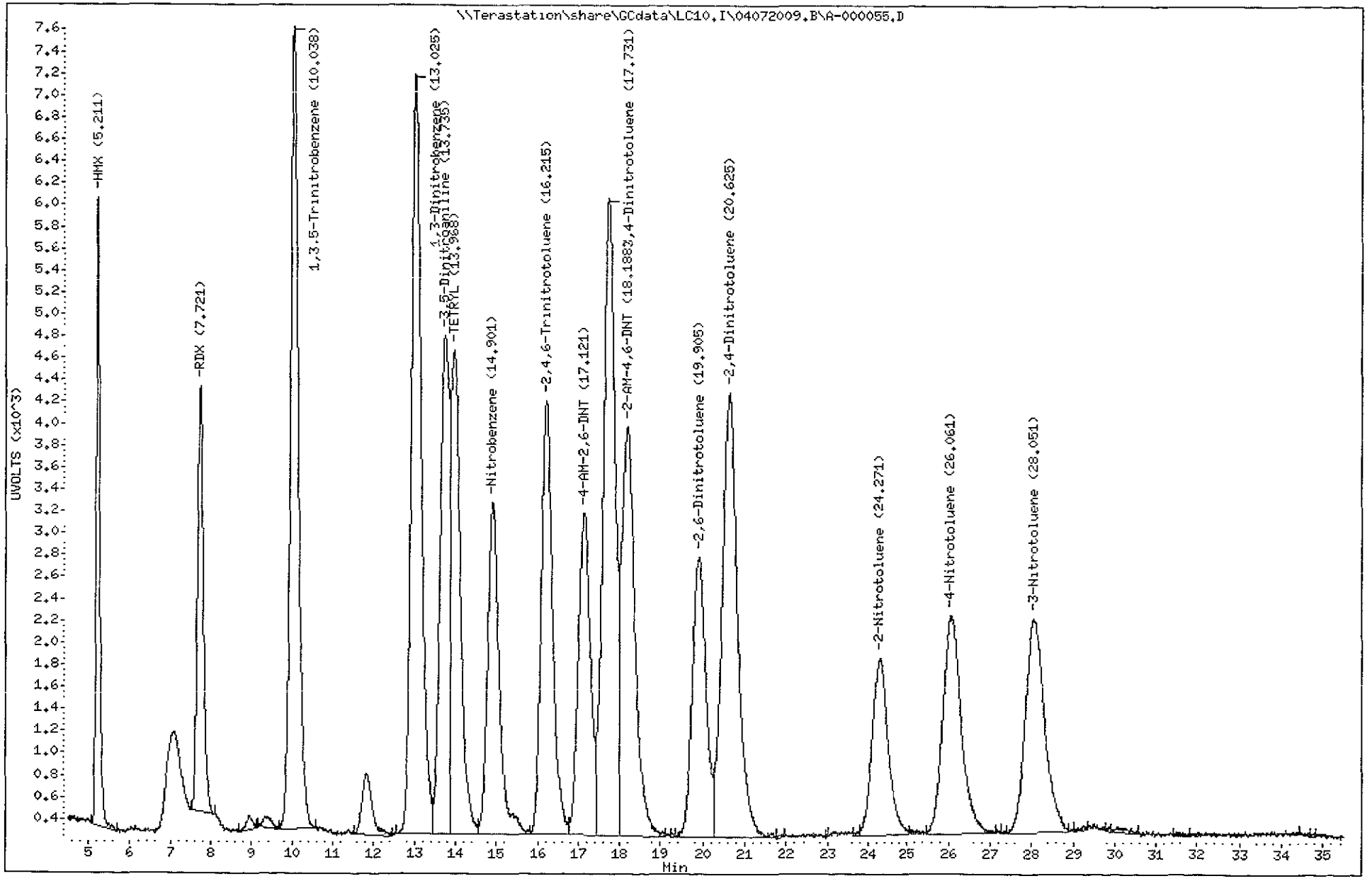

3820
North Canton

Test America West Sacramento

Method 8330

Data file : \\Terastation\share\GCdata\LC10.I\04072009.B\A-000055.D\A-000055
Lab Smp Id: K9GXN1AD 9092289 G9
Inj Date : 09-APR-2009 16:23
Operator : fhk Inst ID: LC10.i
Smp Info : K9GXN1AD 9092289 G9D020000-289 L 1X;3;
Misc Info : LCS;;1000;;20;1;WATER.sub;WATER.spk;1;1;K9GXN1AD
Comment : SOP SAC-LC-0009
Method : \\Terastation\share\GCdata\LC10.I\04072009.B\8330AB.M\83302.m
Meth Date : 09-Apr-2009 09:32 tap Quant Type: AREA%
Cal Date : 27-SEP-2008 19:47 Cal File: A-000011.d
Als bottle: 53 QC Sample: LCS
Dil Factor: 1.00000
Integrator: Falcon+ Compound Sublist: WATER.sub
Target Version: 4.14
Processing Host: SACP307HPLC

Concentration Formula: Amt * DF * Uf*Vt / Vo * CpndVariable

Name	Value	Description
DF	1.000	Dilution Factor
Uf	1.000	ng unit correction factor
Vt	20.000	Volume of final extract (mL)
Vo	1000.000	Volume of sample extracted (mL)
Cpnd Variable		Local Compound Variable

RT	AREA	HEIGHT	HT/AREA	% HEIGHT		COMPOUNDS
8.975	2659	178	0.067	0.19		
10.055	1875	129	0.069	0.13		
13.015	64281	3745	0.058	4.04		
13.738	51186	3995	0.078	4.31		
13.975	99090	5446	0.055	5.88		
14.908	115061	6491	0.056	7.01		
15.451	350180	18768	0.054	20.40		11 Nitroglycerin
16.218	75975	4083	0.054	4.41		
17.131	94322	4800	0.051	5.18		
17.731	243547	11534	0.047	12.45	$	1 3,4-Dinitrotoluene
18.171	91340	4382	0.048	4.73		
19.901	110897	4727	0.043	5.10		
20.631	86749	3375	0.039	3.64		
22.645	4156	177	0.043	0.19		
24.275	97522	3552	0.036	3.83		
26.055	125758	3245	0.026	3.50		
28.055	118854	3654	0.031	3.94		
29.528	341925	9544	0.028	10.30		20 PETN
30.908	731	78	0.107	0.08		
31.118	259	80	0.309	0.08		
32.075	1799	109	0.061	0.11		
33.001	465	59	0.127	0.06		
33.191	300	85	0.284	0.09		
33.928	734	65	0.089	0.07		

RT	AREA	HEIGHT	HT/AREA	% HEIGHT	COMPOUNDS
34.288	857	83	0.097	0.08	
34.501	3425	143	0.042	0.15	
35.141	201	55	0.273	0.05	
	2084150	92582		100.000	

Total unknown % height = 56.85

Data File: \\Terastation\share\GCdata\LC10.I\04072009.B\A-000055.D\A-000055.D
Date : 09-APR-2009 16:23
Client ID:
Sample Info: K9GXN1AD 9092289 G9D020000-289 L 1X;3;
Volume Injected (uL): 500.0
Column phase: SYNERGI HYDRORP C18

Instrument: LC10.i
Operator: fhk
Column diameter: 4.60

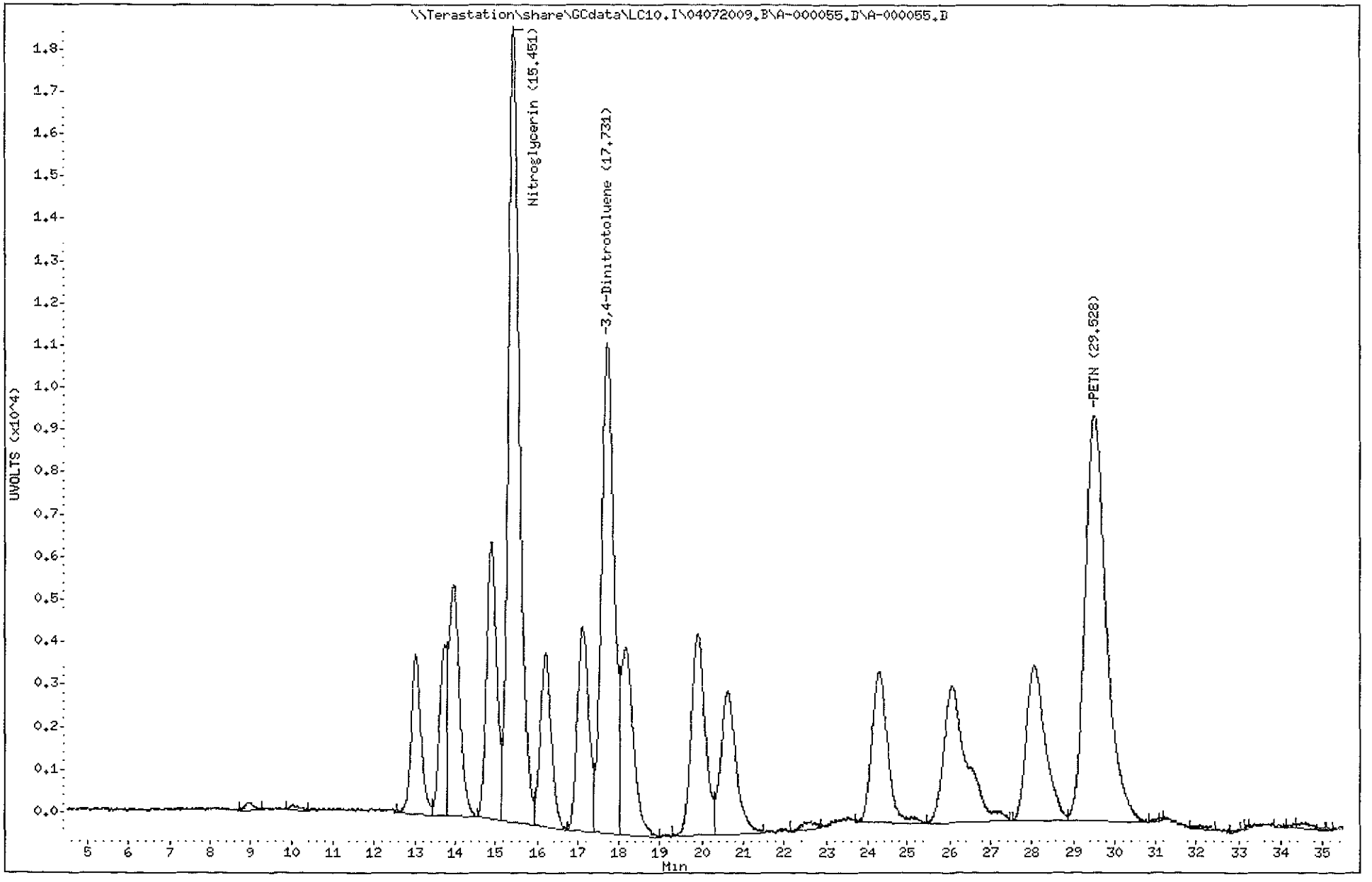

3823
North Canton

Tes America West Sacramento

A-000056.D

Chromatography Summary

Method 8330 Target Analyte Results

Injection Date: 4/9/2009 17 13 **Operator:** fhk

DataFile: LC10 I\04072009 B\A-000056 D **Vial Num:** 54

Instrument ID: LC10

Sample : **K9C691AF 9092289 A9C310174-2 1X**

Method File: LC10 I\04072009 B\8330AB M

Start Cal Date: 9/27/2008 13 52 **End Cal Date:** 9/27/2008 19.47

Dilution Factor	Extract Volume	Sample Volume	Sample Weight
1X	20 mL	991.9 mL	0 g

Matrix: WATER **SubList:** WATER sub **SpikeList:**

Samp. Info: K9C691AF 9092289 A9C310174-2 1X,0;

Misc. Info: ..991.90;;20,1.WATER sub,,0.1,K9C691AF

	Signal 1 UV 250-265					Signal 2 UV 358-205							
Compound Name	**RT**	**Diff**	**Response**	**Conc (ug/L)**	**Flag**	**RT**	**Diff**	**Response**	**Conc (ug/L)**	**Flag**	**MDL**	**RL**	**Flag**
3,4-Dinitrotoluene	17.72	0.011	5278	2.2490<		17.72	0.001	10988	2.3540		**0.0000**	**0.00**	
HMX											0 0272	0.10	
RDX											0 0655	0 10	
Picric ACID											0 1260	1.01	
1,3,5-Trinitrobenzene											0 0313	0 10	
1,3-Dinitrobenzene											0.0504	0 10	
TETRYL											0 0504	0 10	
Nitrobenzene	14.94	0.075	2111	0.6586<							**0.0504**	**0.10**	45
2,4,6-Trinitrotoluene											0 0242	0 10	
4-AM-2,6-DNT	16.97	-0.156 early	4606	1.4320<							**0.0222**	**0.10**	45
2-AM-4,6-DNT											0.1008	0 20	
2,6-Dinitrotoluene											0 0504	0.10	
2,4-Dinitrotoluene											0.0504	0.10	
2-Nitrotoluene											0 0726	0 50	
4-Nitrotoluene	26 23	0 195 late	453	0 2088<							0 0726	0 50	45
3-Nitrotoluene											0.0625	0 50	
Nitroglycerin											0 3327	0 66	
PETN											0 3025	0.66	
3,5-Dinitroanitine	13 68	-0 039	160	0 0333<							0 0252	1 01	45

Surrogates:	**Spiked**	**Recovered**	**%Rec**	**Spiked**	**Recovered**	**%Rec**	**Limits**
3,4-Dinitrotoluene	**2.5204**	**2.2490**	**89**	**2.5204**	**2.3540**	**93**	**(83-113)**

Notes. M = Manually Integrated — Signals Differ by More Than 40%

D = Operator Disabled Result — Signals Differ by More Than 50%

O = Over Calibration Range

Printed: 4/9/2009 6:36 PM

Test America West Sacramento

Method 8330

Data file : \\Terastation\share\GCdata\LC10.I\04072009.B\A-000056.D
Lab Smp Id: K9C691AF 9092289 A9
Inj Date : 09-APR-2009 17:13
Operator : fhk Inst ID: LC10.i
Smp Info : K9C691AF 9092289 A9C310174-2 1X;0;
Misc Info : ;;991.90;;20;1;WATER.sub;;0;1;K9C691AF
Comment : SOP SAC-LC-0009
Method : \\Terastation\share\GCdata\LC10.I\04072009.B\8330AB.m
Meth Date : 09-Apr-2009 09:46 kenneyf Quant Type: AREA%
Cal Date : 27-SEP-2008 19:47 Cal File: A-000011.d
Als bottle: 54
Dil Factor: 1.00000
Integrator: Falcon+ Compound Sublist: WATER.sub
Target Version: 4.14
Processing Host: SACP307HPLC

Concentration Formula: Amt * DF * Uf*Vt / Vo * CpndVariable

Name	Value	Description
DF	1.000	Dilution Factor
Uf	1.000	ng unit correction factor
Vt	20.000	Volume of final extract (mL)
Vo	991.900	Volume of sample extracted (mL)
Cpnd Variable		Local Compound Variable

RT	AREA	HEIGHT	HT/AREA	% HEIGHT			COMPOUNDS
5.412	10219	867	0.085	3.05			
6.109	36394	1387	0.038	4.89			
8.165	185099	7885	0.043	28.00			
8.946	1082	127	0.117	0.44			
9.335	7512	434	0.058	1.53			
9.922	4630	183	0.040	0.64			
10.982	9962	639	0.064	2.25			
11.509	2323	205	0.088	0.72			
12.239	5100	388	0.076	1.36			
12.709	4950	293	0.059	1.03			
13.682	5865	160	0.027	0.56		8	3,5-Dinitroaniline
14.939	48353	2111	0.044	7.44		10	Nitrobenzene
16.969	92867	4606	0.050	16.25		13	4-AM-2,6-DNT
17.722	105447	5278	0.050	18.62	$	1	3,4-Dinitrotoluene
18.529	5641	160	0.028	0.56			
20.349	26478	702	0.027	2.47			
23.019	1397	73	0.052	0.25			
24.042	14657	425	0.029	1.49			
25.719	93	25	0.269	0.08			
26.226	12462	453	0.036	1.59		18	4-Nitrotoluene
26.929	2977	149	0.050	0.52			
28.512	66	8	0.122	0.02			
29.309	52253	1261	0.024	4.45			
30.742	95	28	0.294	0.09			

RT	AREA	HEIGHT	HT/AREA	% HEIGHT	COMPOUNDS
31.219	144	30	0.209	0.10	
31.479	256	35	0.137	0.12	
33.556	114	39	0.343	0.13	
33.859	133	33	0.248	0.11	
34.622	15352	353	0.023	1.24	
	651920	28337		100.000	

Total unknown % height = 55.54

Data File: \\Terastation\share\GCdata\LC10.I\04072009.B\A-000056.D
Date : 09-APR-2009 17:13
Client ID:
Sample Info: K9C691AF 9092289 A9C310174-2 1X:0:
Volume Injected (uL): 500.0
Column phase: SYNERGI HYDRORP C18

Instrument: LC10.i
Operator: fhk
Column diameter: 4.60

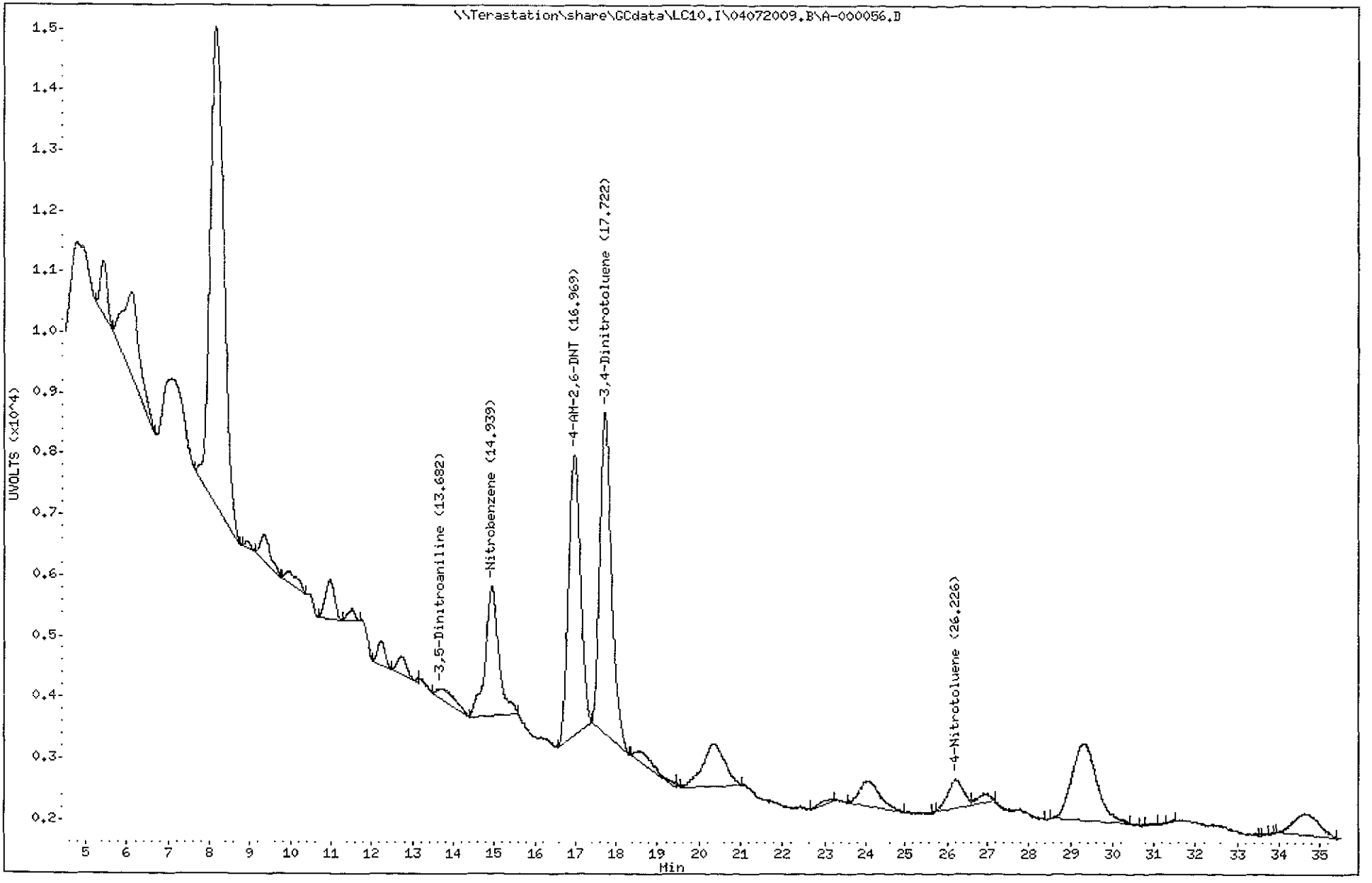

3827
North Canton

Test America West Sacramento

Method 8330

Data file : \\Terastation\share\GCdata\LC10.I\04072009.B\A-000056.D\A-000056
Lab Smp Id: K9C691AF 9092289 A9
Inj Date : 09-APR-2009 17:13
Operator : fhk Inst ID: LC10.i
Smp Info : K9C691AF 9092289 A9C310174-2 1X;0;
Misc Info : ;;991.90;;20;1;WATER.sub;;0;1;K9C691AF
Comment : SOP SAC-LC-0009
Method : \\Terastation\share\GCdata\LC10.I\04072009.B\8330AB.M\83302.m
Meth Date : 09-Apr-2009 09:32 tap Quant Type: AREA%
Cal Date : 27-SEP-2008 19:47 Cal File: A-000011.d
Als bottle: 54
Dil Factor: 1.00000
Integrator: Falcon+ Compound Sublist: WATER.sub
Target Version: 4.14
Processing Host: SACP307HPLC

Concentration Formula: Amt * DF * Uf*Vt / Vo * CpndVariable

Name	Value	Description
DF	1.000	Dilution Factor
Uf	1.000	ng unit correction factor
Vt	20.000	Volume of final extract (mL)
Vo	991.900	Volume of sample extracted (mL)
Cpnd Variable		Local Compound Variable

RT	AREA	HEIGHT	HT/AREA	% HEIGHT	COMPOUNDS
5.569	4406	310	0.070	0.78	
12.799	53366	1355	0.025	3.44	
14.942	212441	9194	0.043	23.40	
16.989	64765	3116	0.048	7.93	
17.722	243300	10988	0.045	28.03	$ 1 3,4-Dinitrotoluene
19.599	2624	154	0.059	0.39	
20.102	42913	1517	0.035	3.86	
21.982	75682	2237	0.030	5.69	
23.226	38676	809	0.021	2.05	
24.766	74841	1562	0.021	3.97	
26.656	12952	408	0.032	1.03	
27.872	68385	2071	0.030	5.27	
29.306	39103	1254	0.032	3.19	
31.479	32198	717	0.022	1.82	
32.446	11361	393	0.035	1.00	
33.692	682	77	0.113	0.19	
34.912	78714	3128	0.040	7.96	
	1056408	39290		100.000	

Total unknown % height = 71.97

Data File: \\Terastation\share\GCdata\LC10.I\04072009.B\A-000056.D\A-000056.D
Date : 09-APR-2009 17:13
Client ID:
Sample Info: K9C691AF 9092289 A9C310174-2 1X;0;
Volume Injected (uL): 500.0
Column phase: SYNERGI HYDRORP C18

Instrument: LC10.i
Operator: fhk
Column diameter: 4.60

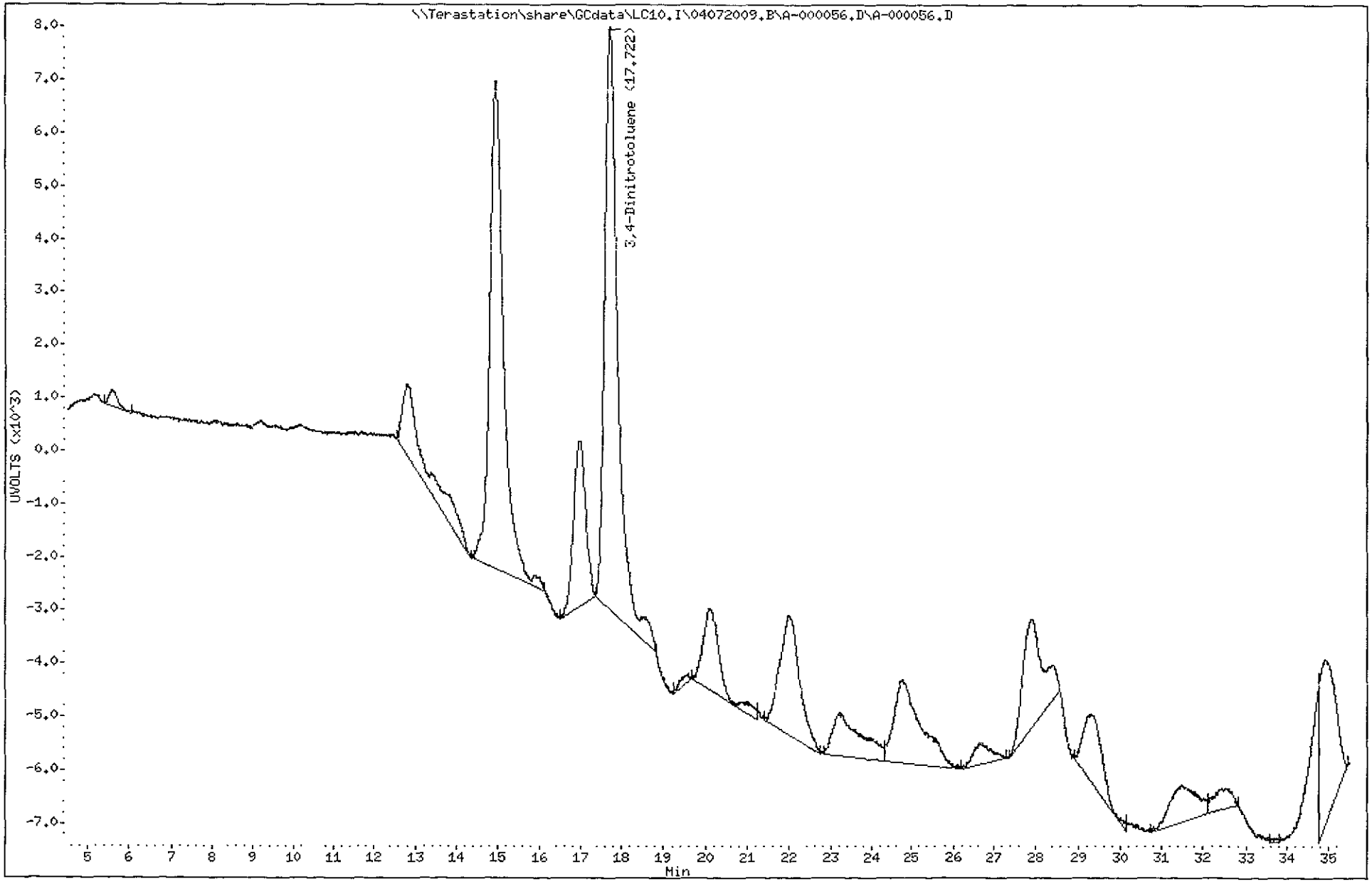

3829
North Canton

TestAmerica West Sacramento

A-000057.D

Chromatography Summary

Injection Date: 4/9/2009 18 04 **Operator:** fhk

DataFile: LC10 I\04072009.B\A-000057 D **Vial Num:** 8

Instrument ID: LC10

Method 8330 Target Analyte Results

Sample : **STD_5 09GCSV0052 .2K/.1/.1/.1/.1**

Method File: LC10 I\04072009 B\8330AB M

Start Cal Date: 9/27/2008 13 52 **End Cal Date:** 9/27/2008 19.47

Dilution Factor	Extract Volume	Sample Volume	Sample Weight
1X	0 mL	0 mL	0 g

Matrix: NONE **SubList:** CAL sub **SpikeList:**

Samp. Info: STD_5 09GCSV0052 .2K/ 1/ 1/ 1/ 1;2

Misc. Info: .5, ; , .3,CAL sub, .0;1

	Signal 1 UV 250-265							Signal 2 UV 358-205								
Compound Name	RT	Response	PPB	Spike Level	%D	Result	Flag	RT	Response	PPB	Spike Level	%D	Result	Flag	Limits(%)	Flag
3,4-Dinitrotoluene	17 70	4728	99.9200<	100	0%	Acceptable		17 69	9088	96 5800	100	-3%	Acceptable		(±15)	
HMX	5 20	12455	99 3400<	100	-1%	Acceptable					**100**	**-100%**	**Fails**		(±15)	45
RDX	7 69	7904	96 6000<	100	-3%	Acceptable					**100**	**-100%**	**Fails**		(±15)	45
Picric ACID	8 88	17154	203 2000	200	2%	Acceptable		8 88	25217	203.4000<	200	2%	Acceptable		(±15)	
1,3,5-Trinitrobenzene	10 01	14862	98 6700<	100	-1%	Acceptable					**100**	**-100%**	**Fails**		(±15)	45
1,3-Dinitrobenzene	12 99	14156	97 8700<	100	-2%	Acceptable					**100**	**-100%**	**Fails**		(±15)	45
TETRYL	13 94	10497	103 1000<	100	3%	Acceptable					**100**	**-100%**	**Fails**		(±15)	45
Nitrobenzene	14 87	6216	96.1700<	100	-4%	Acceptable					**100**	**-100%**	**Fails**		(±15)	45
2,4,6-Trinitrotoluene	16 19	8793	98.7400<	100	-1%	Acceptable					**100**	**-100%**	**Fails**		(±15)	45
4-AM-2,6-DNT	17 09	6376	98 2900<	100	-2%	Acceptable					**100**	**-100%**	**Fails**		(±15)	45
2-AM-4,6-DNT	18 14	7496	102.0000<	100	2%	Acceptable					**100**	**-100%**	**Fails**		(±15)	45
2,6-Dinitrotoluene	19.87	5273	98 4200<	100	-2%	Acceptable					**100**	**-100%**	**Fails**		(±15)	45
2,4-Dinitrotoluene	20.58	8477	99 4900<	100	-1%	Acceptable					**100**	**-100%**	**Fails**		(±15)	45
2-Nitrotoluene	24 23	3523	98 7700<	100	-1%	Acceptable					**100**	**-100%**	**Fails**		(±15)	45
4-Nitrotoluene	26 04	4264	97 4900<	100	-3%	Acceptable					**100**	**-100%**	**Fails**		(±15)	45
3-Nitrotoluene	28.02	4205	97 5400<	100	-2%	Acceptable					**100**	**-100%**	**Fails**		(±15)	45
Nitroglycerin				**100**	**-100%**	**Fails**		15.43	7624	102 1000<	100	2%	Acceptable		(±15)	45
PETN				**100**	**-100%**	**Fails**		29.48	3943	102.6000<	100	3%	Acceptable		(±15)	45
3,5-Dinitroaniline	13 70	9539	98.3900<	100	-2%	Acceptable					**100**	**-100%**	**Fails**		(±15)	45
EGDN				**100**	**-100%**	**Fails**					**100**	**-100%**	**Fails**		(±15)	

Notes: M = Manually Integrated — Signals Differ by More Than 40%

D = Operator Disabled Result — Signals Differ by More Than 50%

O = Over Calibration Range

Printed: 4/10/2009 9:16 AM

Test America West Sacramento

Method 8330

Data file : \\Terastation\share\GCdata\LC10.I\04072009.B\A-000057.D
Lab Smp Id: STD_5 09GCSV0052 .2
Inj Date : 09-APR-2009 18:04
Operator : fhk Inst ID: LC10.i
Smp Info : STD_5 09GCSV0052 .2K/.1/.1/.1/.1;2
Misc Info : ;5; ; ; ;3;CAL.sub; ;0;1
Comment : SOP SAC-LC-0009
Method : \\Terastation\share\GCdata\LC10.I\04072009.B\8330AB.m
Meth Date : 09-Apr-2009 18:50 tap Quant Type: AREA%
Cal Date : 27-SEP-2008 19:47 Cal File: A-000011.d
Als bottle: 8 Continuing Calibration Sample
Dil Factor: 1.00000
Integrator: Falcon+ Compound Sublist: CAL.sub
Target Version: 4.14
Processing Host: SACP307HPLC

RT	AREA	HEIGHT	HT/AREA	% HEIGHT		COMPOUNDS
5.202	80137	12455	0.155	8.51		2 HMX
6.142	855	89	0.104	0.06		
7.692	91421	7904	0.086	5.40		3 RDX
8.876	239494	17154	0.072	11.86		5 Picric ACID
10.012	207561	14862	0.072	10.15		6 1,3,5-Trinitrobenze
11.212	109	40	0.368	0.02		
11.742	496	37	0.075	0.02		
12.992	248576	14156	0.057	9.67		7 1,3-Dinitrobenzene
13.702	143115	9539	0.067	6.51		8 3,5-Dinitroaniline
13.939	190871	10497	0.055	7.17		9 TETRYL
14.872	125166	6216	0.050	4.24		10 Nitrobenzene
16.186	173982	8793	0.051	6.01		12 2,4,6-Trinitrotolue
17.089	136065	6376	0.047	4.35		13 4-AM-2,6-DNT
17.696	95447	4728	0.050	3.23	$	1 3,4-Dinitrotoluene
18.142	183209	7496	0.041	5.12		14 2-AM-4,6-DNT
19.866	122053	5273	0.043	3.60		15 2,6-Dinitrotoluene
20.582	219434	8477	0.039	5.79		16 2,4-Dinitrotoluene
24.226	102370	3523	0.034	2.40		17 2-Nitrotoluene
26.036	132034	4264	0.032	2.91		18 4-Nitrotoluene
28.016	139179	4205	0.030	2.87		19 3-Nitrotoluene
31.146	171	40	0.234	0.02		
31.396	88	22	0.249	0.01		
31.776	166	36	0.216	0.02		
32.906	317	43	0.136	0.02		
33.502	407	42	0.103	0.02		
34.142	535	39	0.073	0.02		
	2633260	146306		100.000		

Total unknown % height = 0.2100

Data File: \\Terastation\share\GCdata\LC10.I\04072009.B\A-000057.D
Date : 09-APR-2009 18:04
Client ID:
Sample Info: STD_5 09GCSV0052 .2K/.1/.1/.1/.1:2

Instrument: LC10.i
Operator: fhk
Column diameter: 4.60

Column phase: SYNERGI HYDRORP C10

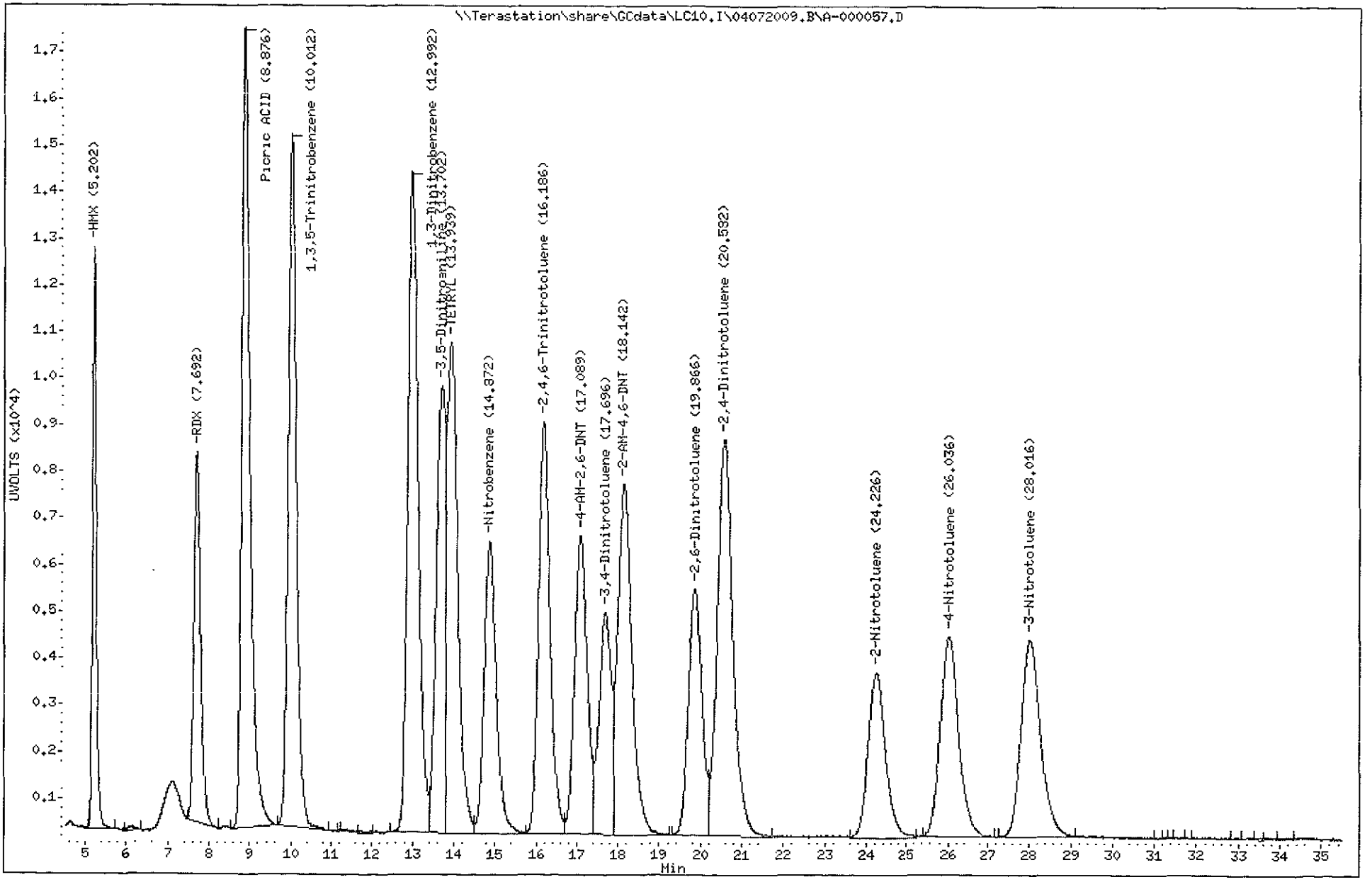

3832

North Canton

Test America West Sacramento

Method 8330

Data file : \\Terastation\share\GCdata\LC10.I\04072009.B\A-000057.D\A-000057
Lab Smp Id: STD_5 09GCSV0052 .2
Inj Date : 09-APR-2009 18:04
Operator : fhk Inst ID: LC10.i
Smp Info : STD_5 09GCSV0052 .2K/.1/.1/.1/.1;2
Misc Info : ;5; ; ; ;3;CAL.sub; ;0;1
Comment : SOP SAC-LC-0009
Method : \\Terastation\share\GCdata\LC10.I\04072009.B\8330AB.M\83302.m
Meth Date : 09-Apr-2009 18:50 tap Quant Type: AREA%
Cal Date : 27-SEP-2008 19:47 Cal File: A-0000[illegible]1.d
Als bottle: 8 Continuing Calibration Sample
Dil Factor: 1.00000
Integrator: Falcon+ Compound Sublist: CAL.sub
Target Version: 4.14
Processing Host: SACP307HPLC

RT	AREA	HEIGHT	HT/AREA	% HEIGHT		COMPOUNDS
8.876	352968	25217	0.071	17.18		5 Picric ACID
10.062	3817	237	0.062	0.16		
12.989	130031	7457	0.057	5.04		
13.946	336666	12542	0.037	8.49		
14.872	244880	12953	0.053	8.77		
15.426	142424	7624	0.054	5.16		11 Nitroglycerin
16.182	167780	8838	0.053	5.98		
17.092	205849	10033	0.049	6.79		
17.692	182953	9088	0.050	6.15	$	1 3,4-Dinitrotoluene
18.149	197941	8296	0.042	5.61		
19.856	223274	9654	0.043	6.53		
20.599	190717	7049	0.037	4.77		
24.226	240166	8333	0.035	5.64		
26.032	226524	7380	0.033	4.99		
28.019	278819	8306	0.030	5.62		
29.479	143668	3943	0.027	2.66		20 PETN
31.182	2347	128	0.055	0.08		
32.532	655	95	0.145	0.06		
32.919	3017	126	0.042	0.08		
33.209	2369	142	0.060	0.09		
33.662	813	92	0.113	0.06		
34.019	605	56	0.093	0.03		
34.179	691	95	0.138	0.06		
	3278971	147684		100.000		

Total unknown % height = 68.85

Data File: \\Terastation\share\GCdata\LC10.I\04072009.B\A-000057.D\A-000057.D
Date : 09-APR-2009 18:04
Client ID:
Sample Info: STD_5 09GCSV0052 .2K/.1/.1/.1/.1:2

Instrument: LC10.i
Operator: fhk
Column phase: SYNERGI HYDRORP C18
Column diameter: 4.60

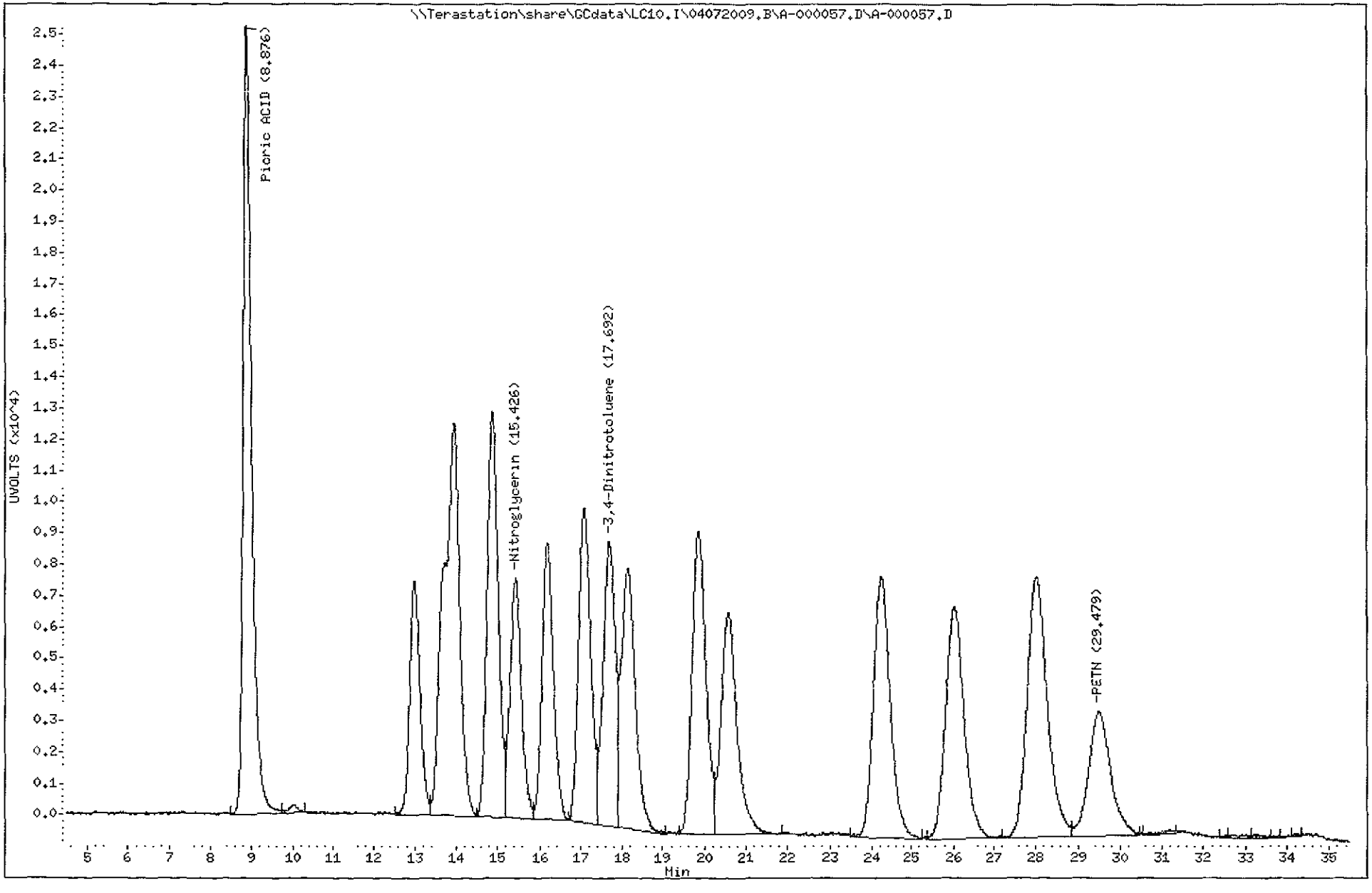

3834
North Canton

Test America West Sacramento

A-000058.D

Chromatography Summary

Injection Date: 4/9/2009 18:55 **Operator:** fhk

DataFile: LC10.I\04072009 B\A-000058 D **Vial Num:** 9

Instrument ID: LC10

Method 8330 Target Analyte Results

Sample : **MRL_1 09GCSV0057 20/5/20/20/20ng/ml**

Method File: LC10 I\04072009 B\8330AB.M

Start Cal Date: 9/27/2008 13:52 **End Cal Date:** 9/27/2008 19 47

Dilution Factor	Extract Volume	Sample Volume	Sample Weight
1X	0 mL	0 mL	0 g

Matrix: NONE **SubList:** CAL sub **SpikeList:**

Samp. Info: MRL_1 09GCSV0057 20/5/20/20/20ng/ml,2

Misc Info: ;1; ; . .3,CAL sub; ;0:1

	Signal 1 UV 250-265							Signal 2 UV 358-205								
Compound Name	RT	Response	PPB	Spike Level	%D	Result	Flag	RT	Response	PPB	Spike Level	%D	Result	Flag	Limits(%)	Flag
3,4-Dinitrotoluene	**17.70**	**922**	**19.4800<**	5	**290%**	**Fails**		**17.71**	**1837**	**19.5200**	5	**290%**	**Fails**		(±15)	
HMX	5 21	588	4 6900<	5	-6%	Acceptable					5	-100%	Fails		(±15)	45
RDX	7 71	356	4 3510<	5	-13%	Acceptable					5	-100%	Fails		(±15)	45
Picric ACID	**8.91**	**4409**	**52.2300**	5	**422%**	**Fails**		**8.91**	**6390**	**51.5400<**	5	**415%**	**Fails**		(±15)	
1,3,5-Trinitrobenzene	10 02	773	5 1320<	5	3%	Acceptable					5	-100%	Fails		(±15)	45
1,3-Dinitrobenzene	13 01	705	4.8740<	5	-3%	Acceptable					5	-100%	Fails		(±15)	45
TETRYL	13.96	486	4 7730<	5	-5%	Acceptable	M				5	-100%	Fails		(±15)	45
Nitrobenzene	14 88	336	5 1990<	5	4%	Acceptable					5	-100%	Fails		(±15)	45
2,4,6-Trinitrotoluene	16 19	461	5 1770<	5	4%	Acceptable					5	-100%	Fails		(±15)	45
4-AM-2,6-DNT	17.14	354	5.4570<	5	9%	Acceptable					5	-100%	Fails		(±15)	45
2-AM-4,6-DNT	**18.12**	**448**	**6.0990<**	5	**22%**	**Fails**					5	-100%	Fails		(±15)	45
2,6-Dinitrotoluene	19.85	278	5 1890<	5	4%	Acceptable					5	-100%	Fails		(±15)	45
2,4-Dinitrotoluene	20 61	436	5.1170<	5	2%	Acceptable					5	-100%	Fails		(±15)	45
2-Nitrotoluene	**24.20**	**207**	**5.8030<**	5	**16%**	**Fails**					5	-100%	Fails		(±15)	45
4-Nitrotoluene	26 02	229	5.2360<	5	5%	Acceptable					5	-100%	Fails		(±15)	45
3-Nitrotoluene	28.03	218	5.0570<	5	1%	Acceptable	M				5	-100%	Fails		(±15)	45
Nitroglycerin				5	**-100%**	**Fails**		15.44	1520	20.3600<	5	307%	Fails		(±15)	45
PETN				5	**-100%**	**Fails**		29.47	843	21.9400<	5	339%	Fails	M	(±15)	45
3,5-Dinitroaniline	13 71	428	4 4140<	5	-12%	Acceptable	M				5	-100%	Fails		(±15)	45
EGDN				5	**-100%**	**Fails**					5	-100%	Fails		(±15)	

Notes. M = Manually Integrated

D = Operator Disabled Result

O = Over Calibration Range

Signals Differ by More Than 40%

Signals Differ by More Than 50%

RE-INTEGRATION CODES

1 Poor Peak Shape
2 Poor Peak Resolution
3 Peak Not Integrated
4 Sample Matrix Interference
5 Column Bleed
6 Instrument Noise
7 Baseline Correction
8 Other (reason must be stated)

ALL RE-INTEGRATIONS MUST BE INITIALED, DATED AND CODED

4/10/09

Printed: 4/10/2009 9:34 AM

TestAmerica West Sacramento

Method 8330

Data file : \\Terastation\share\GCdata\LC10.I\04072009.B\A-000058.d
Lab Smp Id: MRL_1 09GCSV0057 20
Inj Date : 09-APR-2009 18:55
Operator : fhk Inst ID: LC10.i
Smp Info : MRL_1 09GCSV0057 20/5/20/20/20ng/ml;2
Misc Info : ;1; ; ; ;3;CAL.sub; ;0;1
Comment : SOP SAC-LC-0009
Method : \\Terastation\share\GCdata\LC10.I\04072009.B\8330AB.M
Meth Date : 10-Apr-2009 09:34 kenneyf Quant Type: AREA%
Cal Date : 27-SEP-2008 19:47 Cal File: A-000011.d
Als bottle: 9 Continuing Calibration Sample
Dil Factor: 1.00000
Integrator: Falcon+ Compound Sublist: CAL.sub
Target Version: 4.14
Processing Host: SACP307FK

RT	AREA	HEIGHT	HT/AREA	% HEIGHT		COMPOUNDS
5.206	3434	588	0.171	4.86		2 HMX
7.706	3803	356	0.094	2.94		3 RDX
8.906	64332	4409	0.069	36.64		5 Picric ACID
10.019	10893	773	0.071	6.39		6 1,3,5-Trinitrobenze
10.809	151	37	0.244	0.30		
13.013	11906	705	0.059	5.83		7 1,3-Dinitrobenzene
13.706	5962	428	0.072	3.54		8 3,5-Dinitroaniline
13.963	7661	486	0.063	4.02		9 TETRYL
14.876	6916	336	0.049	2.78		10 Nitrobenzene
16.192	9803	461	0.047	3.81		12 2,4,6-Trinitrotolue
17.136	7250	354	0.049	2.92		13 4-AM-2,6-DNT
17.703	19201	922	0.048	7.63	$	1 3,4-Dinitrotoluene
18.116	10788	448	0.042	3.70		14 2-AM-4,6-DNT
19.849	6297	278	0.044	2.30		15 2,6-Dinitrotoluene
20.606	10343	436	0.042	3.60		16 2,4-Dinitrotoluene
21.512	296	39	0.132	0.32		
22.016	121	38	0.315	0.31		
22.573	85	25	0.295	0.20		
23.063	460	42	0.091	0.34		
24.203	6002	207	0.034	1.71		17 2-Nitrotoluene
26.019	7031	229	0.033	1.89		18 4-Nitrotoluene
28.029	6848	218	0.032	1.80		19 3-Nitrotoluene
29.463	96	24	0.250	0.19		
30.289	377	40	0.106	0.33		
31.169	899	50	0.056	0.41		
32.676	547	39	0.071	0.32		
33.663	140	30	0.214	0.24		
34.249	173	42	0.243	0.34		
34.659	413	42	0.102	0.34		
	202227	12082		100.000		

Total unknown % height = 3.640

RE-INTEGRATION CODES
1 Poor Peak Shape
2 Poor Peak Resolution
3 Peak Not Integrated
4 Sample Matrix Interference
5 Column Bleed
6 Instrument Noise
7 Baseline Correction
8 Other (reason must be stated)
ALL RE-INTEGRATIONS MUST BE INITIALED, DATED AND CODED
4/10/09

Data File: \\Terastation\share\GCdata\LC10.I\04072009.B\A-000058.d
Date : 09-APR-2009 18:55
Client ID:
Sample Info: MRL_1 09GCSV0057 20/5/20/20/20ng/ml;2

Instrument: LC10.i
Operator: fhk
Column diameter: 4.60

Column phase: SYNERGI HYDRORP C18

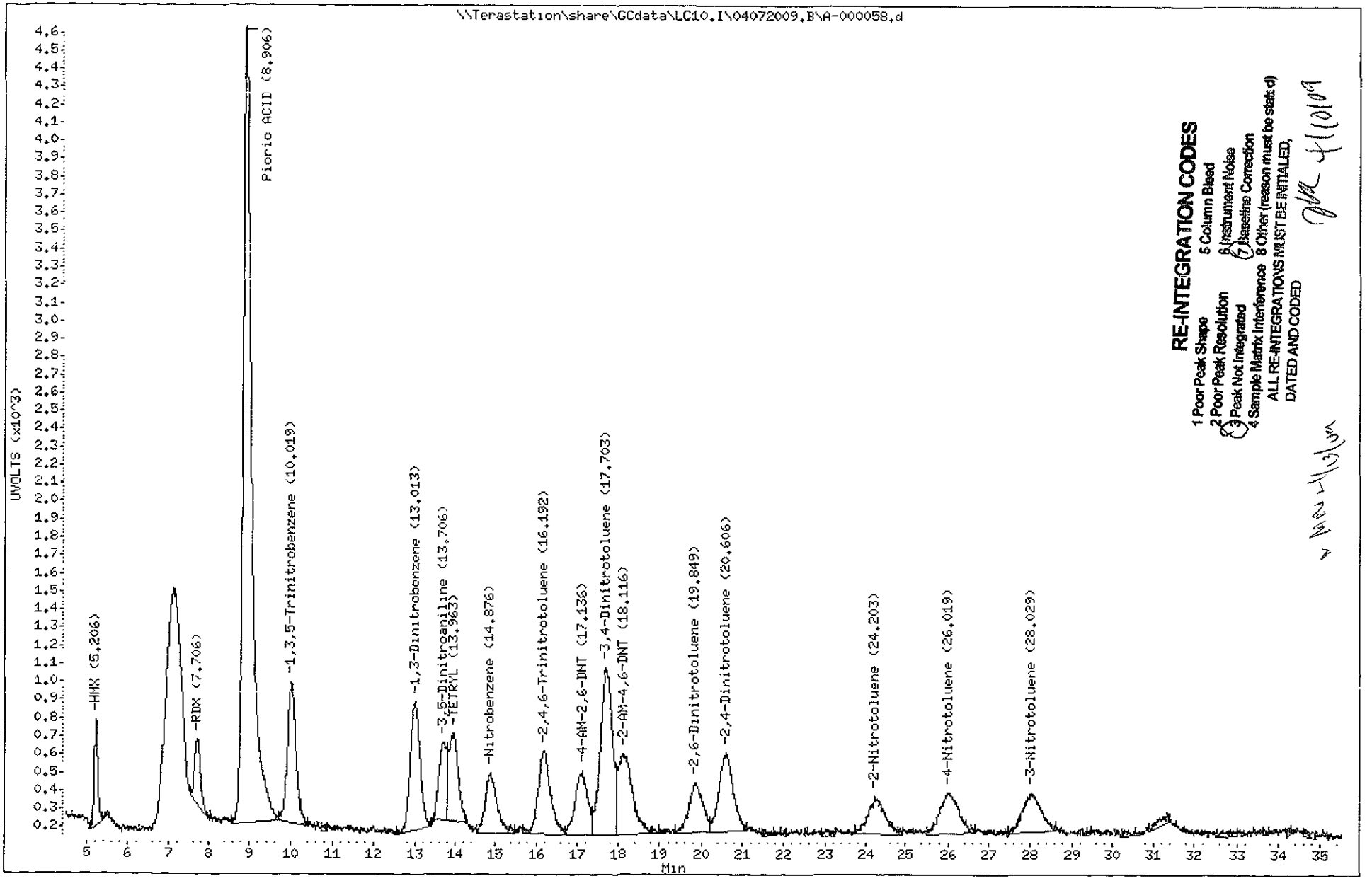

TestAmerica West Sacramento

Method 8330

Data file : \\Terastation\share\GCdata\LC10.I\04072009.B\A-000058.d\A-000058
Lab Smp Id: MRL_1 09GCSV0057 20
Inj Date : 09-APR-2009 18:55
Operator : fhk Inst ID: LC10.i
Smp Info : MRL_1 09GCSV0057 20/5/20/20/20ng/ml;2
Misc Info : ;1; ; ; ;3;CAL.sub; ;0;1
Comment : SOP SAC-LC-0009
Method : \\Terastation\share\GCdata\LC10.I\04072009.B\8330AB.M\83302.m
Meth Date : 10-Apr-2009 05:48 tap Quant Type: AREA%
Cal Date : 27-SEP-2008 19:47 Cal File: A-000011.d
Als bottle: 9 Continuing Calibration Sample
Dil Factor: 1.00000
Integrator: Falcon+ Compound Sublist: CAL.sub
Target Version: 4.14
Processing Host: SACP307FK

RT	AREA	HEIGHT	HT/AREA	% HEIGHT		COMPOUNDS
8.909	87368	6390	0.073	30.80		5 Picric ACID
13.019	7038	378	0.054	1.81		
13.953	17439	713	0.041	3.42		
14.849	12971	664	0.051	3.18		
15.436	27347	1520	0.056	7.29		11 Nitroglycerin
16.209	11456	518	0.045	2.48		
17.089	10530	527	0.050	2.52		
17.709	53124	1837	0.035	8.81	$	1 3,4-Dinitrotoluene
19.853	9618	455	0.047	2.18		
20.603	6485	317	0.049	1.52		
24.253	14139	493	0.035	2.36		
25.983	29885	644	0.022	3.09		
26.813	4754	333	0.070	1.59		
27.056	4093	360	0.088	1.72		
27.396	6154	407	0.066	1.95		
27.996	33986	714	0.021	3.42		
28.816	4198	299	0.071	1.43		
29.469	27109	843	0.031	4.04		20 PETN
31.296	109560	2864	0.026	13.74		
32.966	705	50	0.071	0.23		
33.216	508	60	0.118	0.28		
33.409	334	61	0.183	0.29		
33.676	1539	98	0.064	0.47		
34.109	507	77	0.152	0.36		
34.446	537	79	0.147	0.37		
34.836	626	63	0.101	0.30		
35.049	441	74	0.168	0.35		
	482451	20838		100.000		

Total unknown % height = 49.06

RE-INTEGRATION CODES

1 Poor Peak Shape
2 Poor Peak Resolution
3 Peak Not Integrated
4 Sample Matrix Interference
5 Column Bleed
6 Instrument Noise
7 Baseline Correction
8 Other (reason must be stated)

ALL RE-INTEGRATIONS MUST BE INITIALED, DATED AND CODED

4/10/09

Data File: \\Terastation\share\GCdata\LC10.I\04072009.B\A-000058.d\A-000058.d
Date : 09-APR-2009 18:55
Client ID:
Sample Info: MRL_1 09GCSV0057 20/5/20/20/20ng/ml;2

Column phase: SYNERGI HYDRORP C18

Instrument: LC10.i
Operator: fhk
Column diameter: 4.60

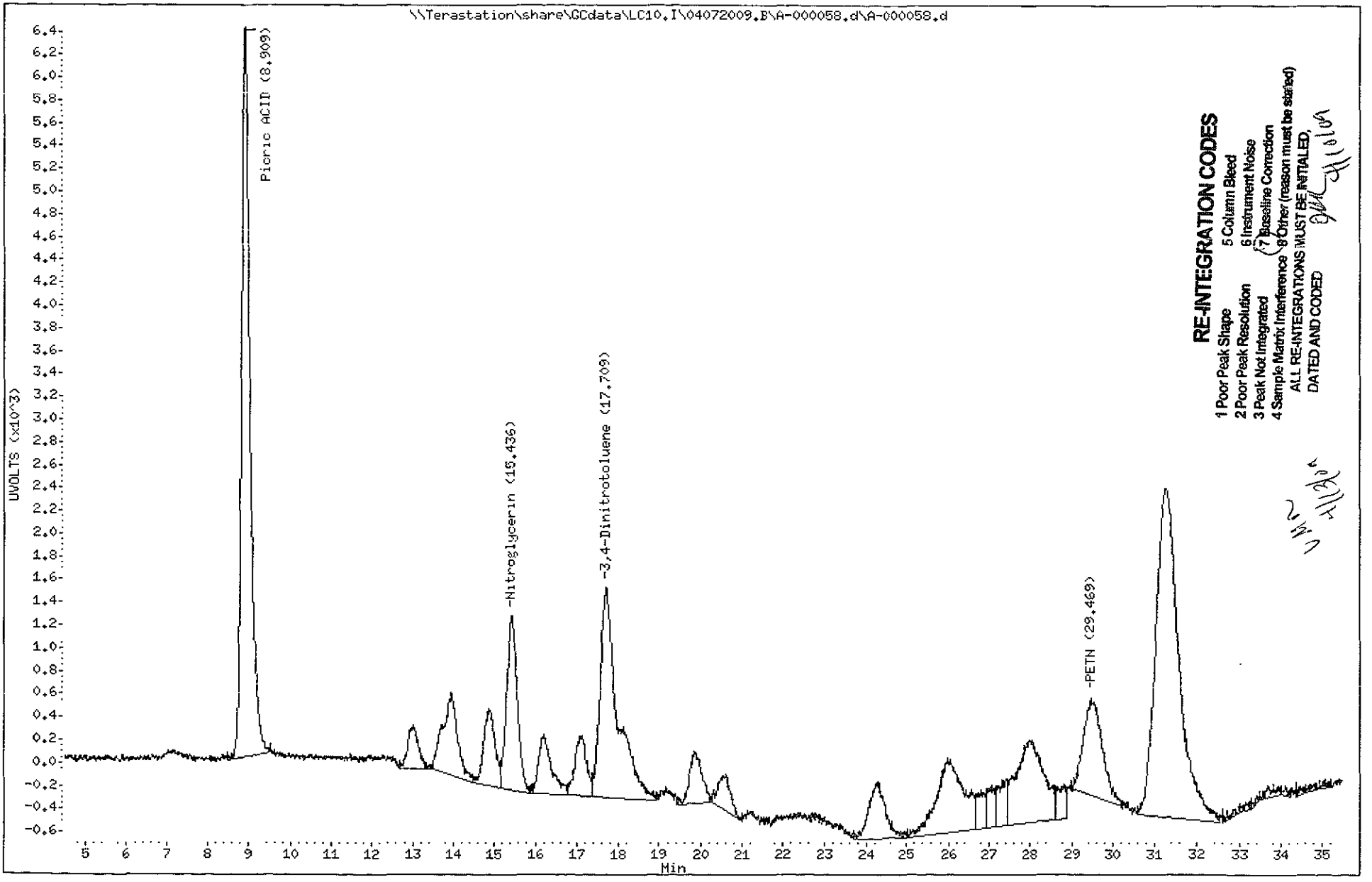

TestAmerica West Sacramento

A-000058.D

Chromatography Summary

Injection Date: 4/9/2009 18:55 **Operator:** thk

DataFile: LC10 I\04072009 B\A-000058.D **Vial Num:** 9

Instrument ID: LC10

Method 8330 Target Analyte Results

Sample : **MRL_1 09GCSV0057 20/5/20/20/20ng/ml**

Method File: LC10 I\04072009 B\8330AB M

Start Cal Date: 9/27/2008 13:52 **End Cal Date:** 9/27/2008 19:47

Dilution Factor	Extract Volume	Sample Volume	Sample Weight
1X	0 mL	0 mL	0 g

Matrix: NONE **SubList:** CAL sub **SpikeList:**

Samp. Info: MRL_1 09GCSV0057 20/5/20/20/20ng/ml:2

Misc. Info: ;1, , , ,3,CAL.sub; ,0,1

	Signal 1 UV 250-265							Signal 2 UV 358-205								
Compound Name	RT	Response	PPB	Spike Level	%D	Result	Flag	RT	Response	PPB	Spike Level	%D	Result	Flag	Limits(%)	Flag
3,4-Dinitrotoluene	**17.70**	**922**	**19.4800<**	**5**	**290%**	**Fails**		**17.71**	**1837**	**19.5200**	**5**	**290%**	**Fails**		(±15)	
HMX	5.21	588	4.6900<	5	-6%	Acceptable					5	-100%	Fails		(±15)	45
RDX	7.71	356	4.3510<	5	-13%	Acceptable					5	-100%	Fails		(±15)	45
Picric ACID	**8.91**	**4409**	**52.2300**	**10**	**422%**	**Fails**		**8.91**	**6390**	**51.5400<**	**10**	**415%**	**Fails**		(±15)	
1,3,5-Trinitrobenzene	10.02	773	5.1320<	5	3%	Acceptable					5	-100%	Fails		(±15)	45
1,3-Dinitrobenzene	13.01	705	4.8740<	5	-3%	Acceptable					5	-100%	Fails		(±15)	45
TETRYL				5	-100%	Fails					5	-100%	Fails		(±15)	
Nitrobenzene	14.88	336	5.1990<	5	4%	Acceptable					5	-100%	Fails		(±15)	45
2,4,6-Trinitrotoluene	16.19	461	5.1770<	5	4%	Acceptable					5	-100%	Fails		(±15)	45
4-AM-2,6-DNT	17.14	354	5.4570<	5	9%	Acceptable					5	-100%	Fails		(±15)	45
2-AM-4,6-DNT	**18.12**	**448**	**6.0990<**	**5**	**22%**	**Fails**					5	-100%	Fails		(±15)	45
2,6-Dinitrotoluene	19.85	278	5.1890<	5	4%	Acceptable					5	-100%	Fails		(±15)	45
2,4-Dinitrotoluene	20.61	436	5.1170<	5	2%	Acceptable					5	-100%	Fails		(±15)	45
2-Nitrotoluene	**24.20**	**207**	**5.8030<**	**5**	**16%**	**Fails**					5	-100%	Fails		(±15)	45
4-Nitrotoluene	26.02	229	5.2360<	5	5%	Acceptable					5	-100%	Fails		(±15)	45
3-Nitrotoluene	**27.94**	**91**	**2.1110<**	**5**	**-58%**	**Fails**					5	-100%	Fails		(±15)	45
Nitroglycerin				**5**	**-100%**	**Fails**		**15.44**	**1520**	**20.3600<**	**5**	**307%**	**Fails**		(±15)	45
PETN				**5**	**-100%**	**Fails**		**29.47**	**1030**	**26.8100<**	**5**	**436%**	**Fails**		(±15)	45
3,5-Dinitroaniline	**13.71**	**312**	**3.2180<**	**5**	**-36%**	**Fails**					5	-100%	Fails		(±15)	45
EGDN				**5**	**-100%**	**Fails**					5	-100%	Fails		(±15)	

Notes: M = Manually Integrated — Signals Differ by More Than 40%

D = Operator Disabled Result — Signals Differ by More Than 50%

O = Over Calibration Range

See reintegration.

4/10/09

Printed: 4/10/2009 9:27 AM

Test America West Sacramento

Method 8330

Data file : \\Terastation\share\GCdata\LC10.I\04072009.B\A-000058.D
Lab Smp Id: MRL_1 09GCSV0057 20
Inj Date : 09-APR-2009 18:55
Operator : fhk Inst ID: LC10.i
Smp Info : MRL_1 09GCSV0057 20/5/20/20/20ng/ml;2
Misc Info : ;1; ; ; ;3;CAL.sub; ;0;1
Comment : SOP SAC-LC-0009
Method : \\Terastation\share\GCdata\LC10.I\04072009.B\8330AB.m
Meth Date : 09-Apr-2009 19:41 tap Quant Type: AREA%
Cal Date : 27-SEP-2008 19:47 Cal File: A-000011.d
Als bottle: 9 Continuing Calibration Sample
Dil Factor: 1.00000
Integrator: Falcon+ Compound Sublist: CAL.sub
Target Version: 4.14
Processing Host: SACP307HPLC

RT	AREA	HEIGHT	HT/AREA	% HEIGHT		COMPOUNDS
5.206	3434	588	0.171	5.16		2 HMX
7.706	3803	356	0.094	3.12		3 RDX
8.906	64332	4409	0.069	38.88		5 Picric ACID
10.019	10893	773	0.071	6.79		6 1,3,5-Trinitrobenze
10.809	151	37	0.244	0.32		
13.013	11906	705	0.059	6.19		7 1,3-Dinitrobenzene
13.706	6882	312	0.045	2.74		8 3,5-Dinitroaniline
14.876	6916	336	0.049	2.95		10 Nitrobenzene
16.192	9803	461	0.047	4.04		12 2,4,6-Trinitrotolue
17.136	7250	354	0.049	3.10		13 4-AM-2,6-DNT
17.703	19201	922	0.048	8.09	$	1 3,4-Dinitrotoluene
18.116	10788	448	0.042	3.93		14 2-AM-4,6-DNT
19.849	6297	278	0.044	2.44		15 2,6-Dinitrotoluene
20.606	10343	436	0.042	3.83		16 2,4-Dinitrotoluene
21.512	296	39	0.132	0.34		
22.016	121	38	0.315	0.33		
22.573	85	25	0.295	0.21		
23.063	460	42	0.091	0.36		
24.203	6002	207	0.034	1.81		17 2-Nitrotoluene
26.019	7031	229	0.033	2.01		18 4-Nitrotoluene
27.553	128	30	0.234	0.26		
27.943	1689	91	0.054	0.79		19 3-Nitrotoluene
29.463	96	24	0.250	0.21		
30.289	377	40	0.106	0.35		
31.169	899	50	0.056	0.43		
32.676	547	39	0.071	0.34		
33.663	140	30	0.214	0.26		
34.249	173	42	0.243	0.36		
34.659	413	42	0.102	0.36		
	190455	11383		100.000		

Total unknown % height = 4.130

See reintegration.

4/10/09

Data File: \\Terastation\share\GCdata\LC10.I\04072009.B\A-000058.D
Date : 09-APR-2009 18:55
Client ID:
Sample Info: MRL_1 09GCSV0057 20/5/20/20/20ng/ml:2

Instrument: LC10.1
Operator: fhk
Column diameter: 4.60

Column phase: SYNERGI HYDRORP C18

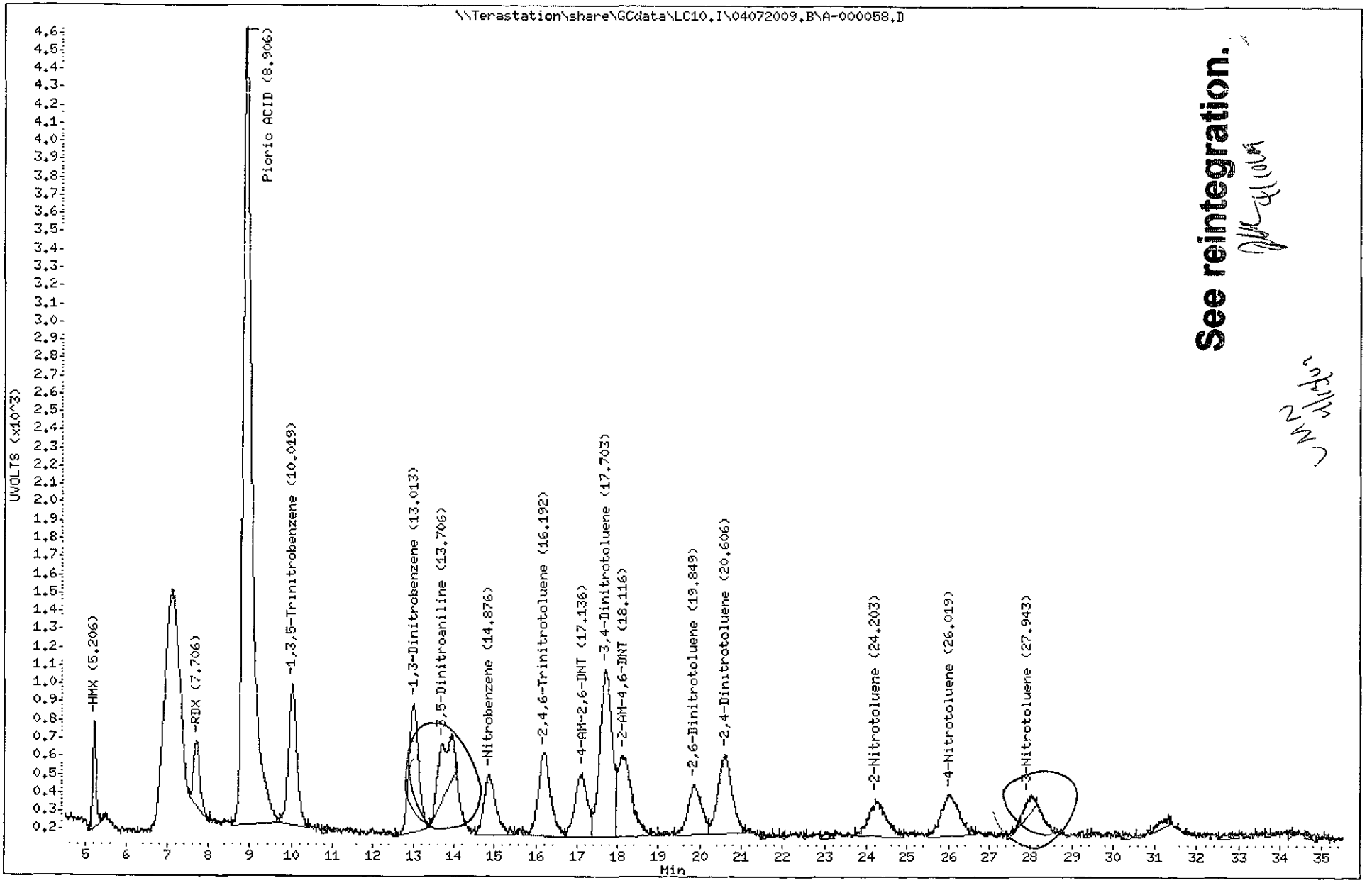

See reintegration.

3842

North Canton

Test America West Sacramento

Method 8330

Data file : \\Terastation\share\GCdata\LC10.I\04072009.B\A-000058.D\A-000058
Lab Smp Id: MRL_1 09GCSV0057 20
Inj Date : 09-APR-2009 18:55
Operator : fhk Inst ID: LC10.i
Smp Info : MRL_1 09GCSV0057 20/5/20/20/20ng/ml;2
Misc Info : ;1; ; ; ;3;CAL.sub; ;0;1
Comment : SOP SAC-LC-0009
Method : \\Terastation\share\GCdata\LC10.I\04072009.B\8330AB.M\83302.m
Meth Date : 09-Apr-2009 19:41 tap Quant Type: AREA%
Cal Date : 27-SEP-2008 19:47 Cal File: A-000011.d
Als bottle: 9 Continuing Calibration Sample
Dil Factor: 1.00000
Integrator: Falcon+ Compound Sublist: CAL.sub
Target Version: 4.14
Processing Host: SACP307HPLC

RT	AREA	HEIGHT	HT/AREA	% HEIGHT		COMPOUNDS
8.909	87368	6390	0.073	30.53		5 Picric ACID
13.019	7038	378	0.054	1.79		
13.953	17439	713	0.041	3.39		
14.849	12971	664	0.051	3.15		
15.436	27347	1520	0.056	7.22		11 Nitroglycerin
16.209	11456	518	0.045	2.46		
17.089	10530	527	0.050	2.50		
17.709	53124	1837	0.035	8.73	$	1 3,4-Dinitrotoluene
19.853	9618	455	0.047	2.16		
20.603	6485	317	0.049	1.50		
24.253	14139	493	0.035	2.34		
25.983	29885	644	0.022	3.06		
26.813	4754	333	0.070	1.58		
27.056	4093	360	0.088	1.71		
27.396	6154	407	0.066	1.93		
27.996	33986	714	0.021	3.39		
28.816	4198	299	0.071	1.42		
29.469	42566	1030	0.024	4.89		20 PETN
31.296	109560	2864	0.026	13.62		
32.966	705	50	0.071	0.23		
33.216	508	60	0.118	0.28		
33.409	334	61	0.183	0.29		
33.676	1539	98	0.064	0.46		
34.109	507	77	0.152	0.36		
34.446	537	79	0.147	0.37		
34.836	626	63	0.101	0.29		
35.049	441	74	0.168	0.35		
	497909	21025		100.000		

Total unknown % height = 48.63

See reintegration.

Data File: \\Terastation\share\GCdata\LC10.I\04072009.B\A-000058.D\A-000058.D
Date : 09-APR-2009 18:55
Client ID:
Sample Info: MRL_1 09GCSV0057 20/5/20/20/20ng/ml;2

Column phase: SYNERGI HYDRORP C18

Instrument: LC10.i

Operator: fhk
Column diameter: 4.60

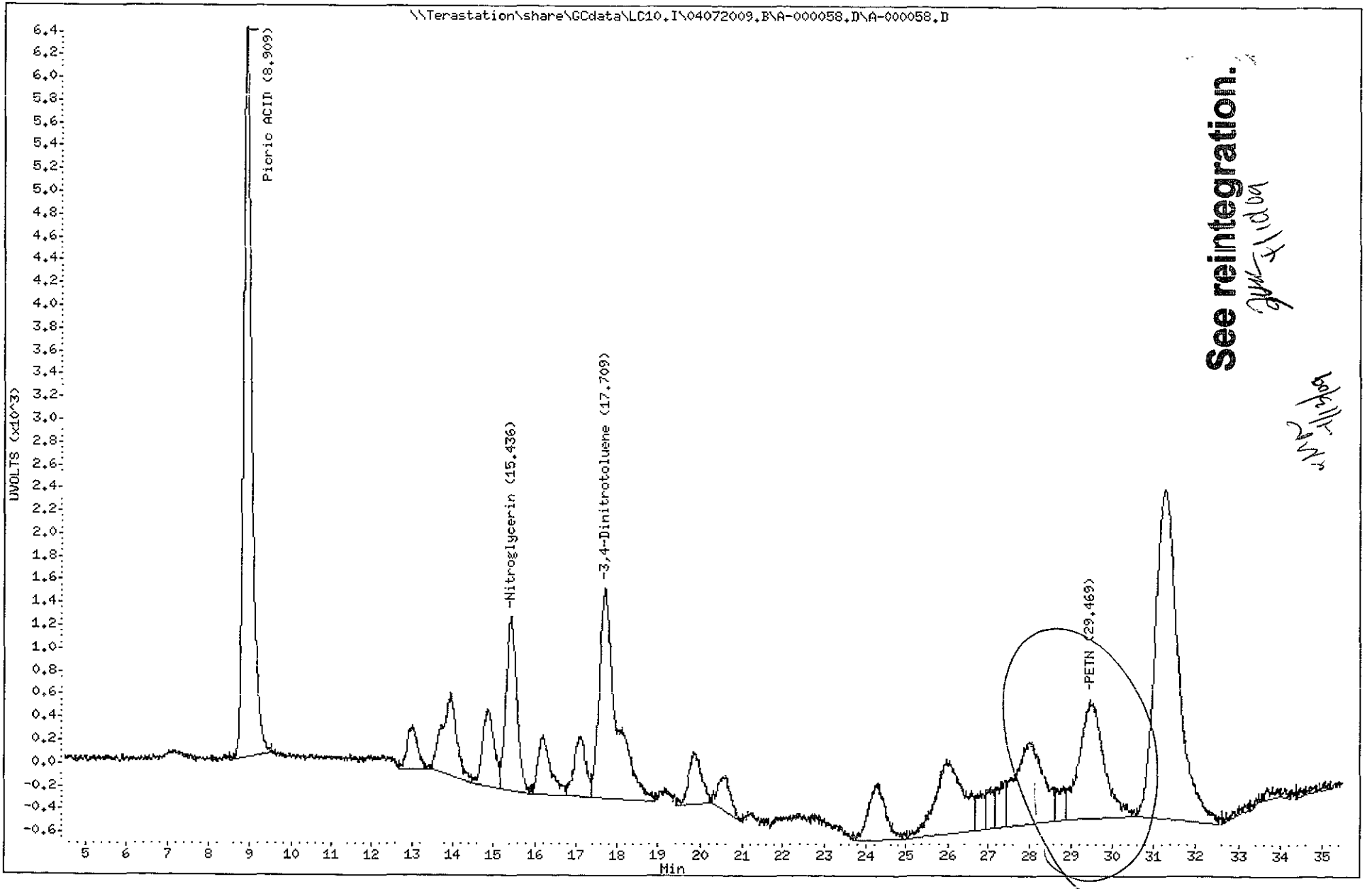

3844

North Canton

TestAmerica West Sacramento

A-000059.D

Chromatography Summary

Injection Date: 4/9/2009 19 46 **Operator:** fhk

DataFile: LC10 I\04072009 B\A-000059 D **Vial Num:** 55

Instrument ID: LC10

Method 8330 Target Analyte Results

Sample : **K9C7F1AF 9092289 A9C310174-3 1X**

Method File: LC10.I\04072009 B\8330AB M

Start Cal Date: 9/27/2008 13:52 **End Cal Date:** 9/27/2008 19:47

Dilution Factor	Extract Volume	Sample Volume	Sample Weight
1X	20 mL	956.3 mL	0 g

Matrix: WATER **SubList:** WATER sub **SpikeList:**

Samp. Info: K9C7F1AF 9092289 A9C310174-3 1X;0;

Misc. Info: „;956 30;,20,1,WATER sub.,0;1;K9C7F1AF

	Signal 1 UV 250-265					Signal 2 UV 358-205							
Compound Name	**RT**	**Diff**	**Response**	**Conc (ug/L)**	**Flag**	**RT**	**Diff**	**Response**	**Conc (ug/L)**	**Flag**	**MDL**	**RL**	**Flag**
3,4-Dinitrotoluene	**17.72**	**0.019**	**5647**	**2.4960<**		**17.72**	**0.029**	**11123**	**2.4720**		**0.0000**	**0.00**	
HMX											0 0282	0 10	
RDX											0.0680	0.10	
Picric ACID											0.1307	0 05	
1,3,5-Trinitrobenzene											0.0324	0 10	
1,3-Dinitrobenzene											0 0523	0.10	
TETRYL											0.0523	0.10	
Nitrobenzene	**14.96**	**0.079**	**409**	**0.1323<**							**0.0523**	**0.10**	**45**
2,4,6-Trinitrotoluene											0 0251	0 10	
4-AM-2,6-DNT											0 0230	0 10	
2-AM-4,6-DNT											0.1046	0.21	
2,6-Dinitrotoluene											0 0523	0 10	
2,4-Dinitrotoluene											0 0523	0 10	
2-Nitrotoluene											0 0753	0 52	
4-Nitrotoluene											0.0753	0 52	
3-Nitrotoluene											0 0648	0 52	
Nitroglycerin											0.3451	0 68	
PETN											0 3137	0 68	
3,5-Dinitroaniline	13 71	0 006	237	0 0511<							0 0261	1 05	45

Surrogates:	**Spiked**	**Recovered**	**%Rec**	**Spiked**	**Recovered**	**%Rec**	**Limits**
3,4-Dinitrotoluene	**2.6142**	**2.4960**	**95**	**2.6142**	**2.4720**	**95**	**(83-113)**

Notes:
M = Manually Integrated
D = Operator Disabled Result
O = Over Calibration Range

Signals Differ by More Than 40%
Signals Differ by More Than 50%

Printed: 4/10/2009 9:17 AM

Test America West Sacramento

Method 8330

Data file : \\Terastation\share\GCdata\LC10.I\04072009.B\A-000059.D
Lab Smp Id: K9C7F1AF 9092289 A9
Inj Date : 09-APR-2009 19:46
Operator : fhk Inst ID: LC10.i
Smp Info : K9C7F1AF 9092289 A9C310174-3 1X;0;
Misc Info : ;;956.30;;20;1;WATER.sub;;0;1;K9C7F1AF
Comment : SOP SAC-LC-0009
Method : \\Terastation\share\GCdata\LC10.I\04072009.B\8330AB.m
Meth Date : 09-Apr-2009 19:41 tap Quant Type: AREA%
Cal Date : 27-SEP-2008 19:47 Cal File: A-000011.d
Als bottle: 55
Dil Factor: 1.00000
Integrator: Falcon+ Compound Sublist: WATER.sub
Target Version: 4.14
Processing Host: SACP307HPLC

Concentration Formula: Amt * DF * Uf*Vt / Vo * CpndVariable

Name	Value	Description
DF	1.000	Dilution Factor
Uf	1.000	ng unit correction factor
Vt	20.000	Volume of final extract (mL)
Vo	956.300	Volume of sample extracted (mL)
Cpnd Variable		Local Compound Variable

RT	AREA	HEIGHT	HT/AREA	% HEIGHT			COMPOUNDS
5.435	42623	1297	0.030	10.84			
5.815	14279	618	0.043	5.16			
8.162	49650	1872	0.038	15.64			
9.385	3163	247	0.078	2.06			
9.865	3896	182	0.047	1.52			
10.992	5374	312	0.058	2.60			
11.829	6162	345	0.056	2.88			
13.712	6098	237	0.039	1.98		8	3,5-Dinitroaniline
14.955	8827	409	0.046	3.41		10	Nitrobenzene
17.722	118566	5647	0.048	47.32	$	1	3,4-Dinitrotoluene
19.379	224	43	0.192	0.35			
19.785	1364	81	0.059	0.67			
20.185	512	52	0.102	0.43			
22.192	847	35	0.041	0.29			
23.612	118	24	0.203	0.20			
24.099	596	46	0.077	0.38			
25.289	525	48	0.091	0.40			
26.655	253	31	0.122	0.25			
26.859	392	48	0.122	0.40			
27.715	280	34	0.121	0.28			
28.375	4014	127	0.032	1.06			
29.239	894	54	0.060	0.45			
29.975	186	33	0.177	0.27			
30.952	279	36	0.129	0.30			

RT	AREA	HEIGHT	HT/AREA	% HEIGHT	COMPOUNDS
32.715	331	28	0.085	0.23	
33.645	226	37	0.163	0.30	
34.472	320	40	0.125	0.33	
	270000	11963		100.000	

Total unknown % height = 47.29

Data File: \\Terastation\share\GCdata\LC10.I\04072009.B\A-000059.D
Date : 09-APR-2009 19:46
Client ID:
Sample Info: K9C7F1AF 9092289 A9C310174-3 1X;0;
Volume Injected (uL): 500.0
Column phase: SYNERGI HYDRORP C18

Instrument: LC10.i
Operator: fhk
Column diameter: 4.60

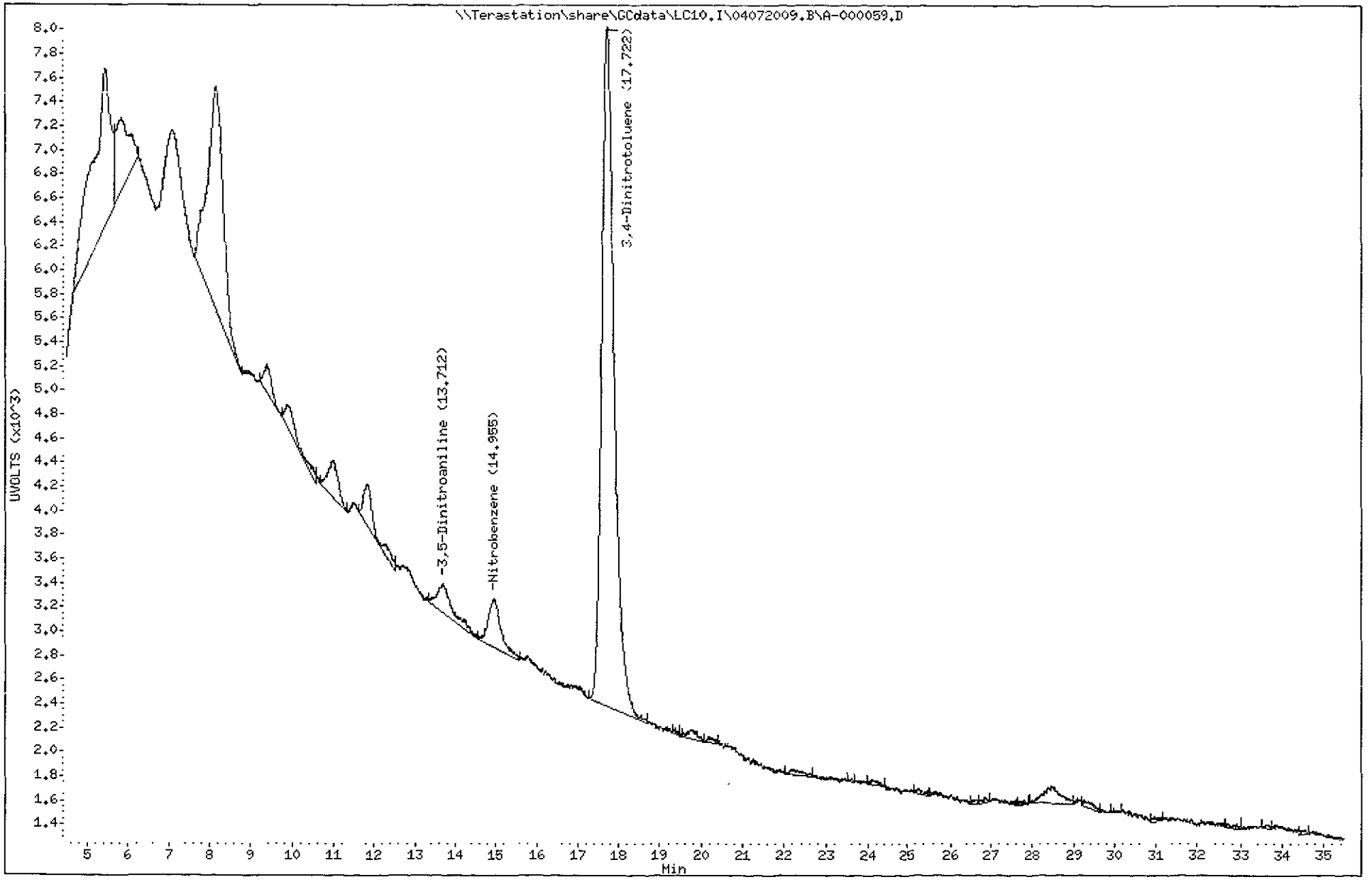

Test America West Sacramento

Method 8330

Data file : \\Terastation\share\GCdata\LC10.I\04072009.B\A-000059.D\A-000059
Lab Smp Id: K9C7F1AF 9092289 A9
Inj Date : 09-APR-2009 19:46
Operator : fhk Inst ID: LC10.i
Smp Info : K9C7F1AF 9092289 A9C310174-3 1X;0;
Misc Info : ;;956.30;;20;1;WATER.sub;;0;1;K9C7F1AF
Comment : SOP SAC-LC-0009
Method : \\Terastation\share\GCdata\LC10.I\04072009.B\8330AB.M\83302.m
Meth Date : 09-Apr-2009 19:41 tap Quant Type: AREA%
Cal Date : 27-SEP-2008 19:47 Cal File: A-000011.d
Als bottle: 55
Dil Factor: 1.00000
Integrator: Falcon+ Compound Sublist: WATER.sub
Target Version: 4.14
Processing Host: SACP307HPLC

Concentration Formula: Amt * DF * Uf*Vt / Vo * CpndVariable

Name	Value	Description
DF	1.000	Dilution Factor
Uf	1.000	ng unit correction factor
Vt	20.000	Volume of final extract (mL)
Vo	956.300	Volume of sample extracted (mL)
Cpnd Variable		Local Compound Variable

RT	AREA	HEIGHT	HT/AREA	% HEIGHT	COMPOUNDS
13.725	21284	768	0.036	3.78	
14.959	42656	1575	0.037	7.77	
17.719	234224	11123	0.047	54.95	$ 1 3,4-Dinitrotoluene
23.682	6770	269	0.040	1.32	
25.502	4955	203	0.041	1.00	
26.319	314	72	0.230	0.35	
26.559	3050	172	0.056	0.84	
27.259	3414	173	0.051	0.85	
28.469	206587	4943	0.024	24.39	
29.942	970	88	0.091	0.43	
30.189	3478	164	0.047	0.80	
31.315	4546	306	0.067	1.50	
33.402	250	51	0.204	0.25	
33.665	953	134	0.141	0.66	
34.062	8998	225	0.025	1.11	
	542449	20266		100.000	

Total unknown % height = 45.05

Data File: \\Terastation\share\GCdata\LC10.I\04072009.B\A-000059.D\A-000059.D
Date : 09-APR-2009 19:46
Client ID:
Sample Info: K9C7F1AF 9092289 A9C310174-3 1X:0:
Volume Injected (uL): 500.0
Column phase: SYNERGI HYDRORP C18

Instrument: LC10.i
Operator: fhk
Column diameter: 4.60

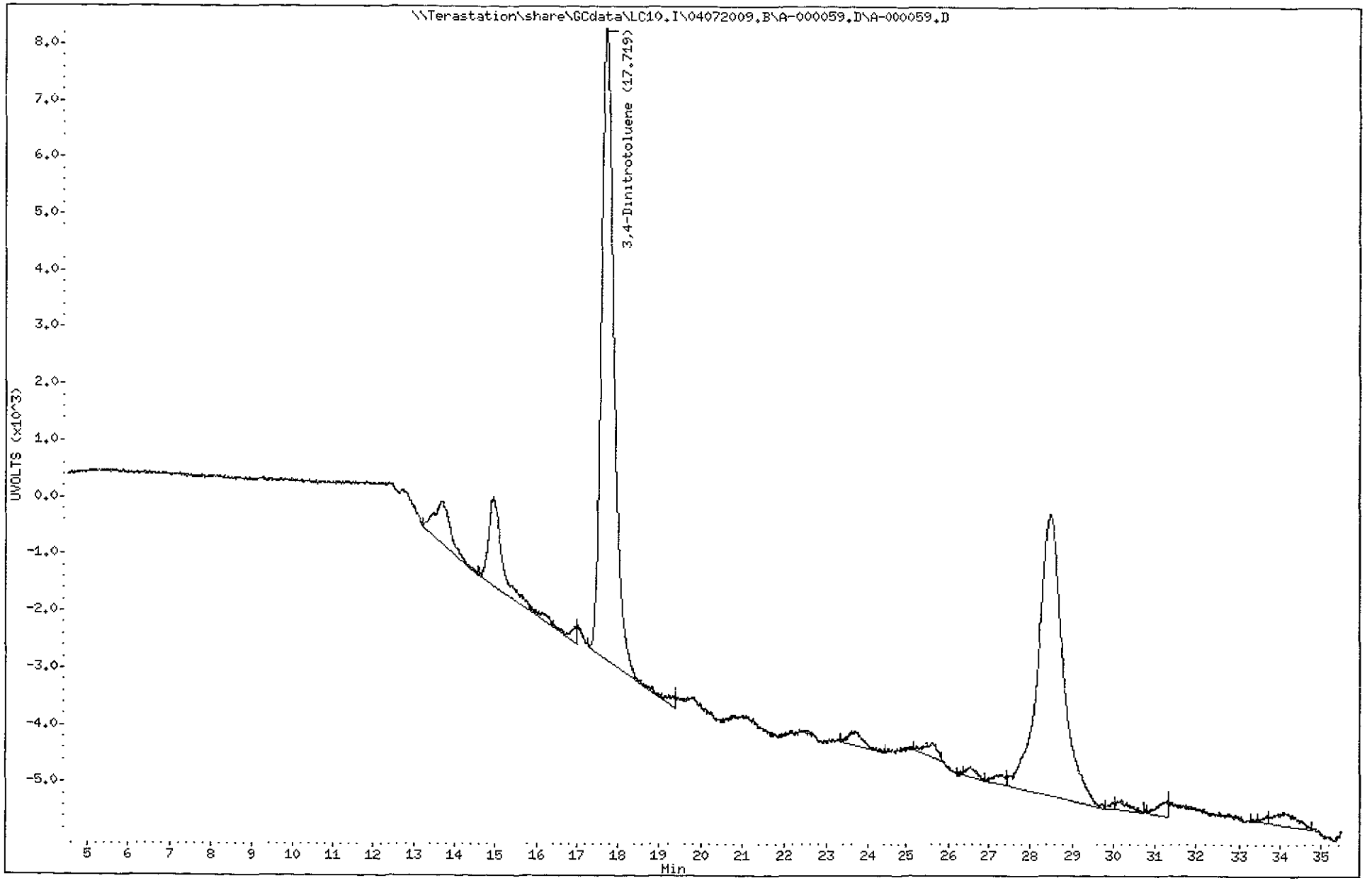

3850
North Canton

TestAmerica West Sacramento

A-000060.D

Chromatography Summary

Method 8330 Target Analyte Results

Injection Date: 4/9/2009 20 36 **Operator:** fhk
DataFile: LC10 I\04072009 B\A-000060 D **Vial Num:** 56
Instrument ID: LC10

Sample : **K9C7J1AF 9092289 A9C310174-4 1X**

Method File: LC10 I\04072009.B\8330AB M
Start Cal Date: 9/27/2008 13 52 **End Cal Date:** 9/27/2008 19 47

Dilution Factor	Extract Volume	Sample Volume	Sample Weight
1X	20 mL	1003.52 mL	0 g

Matrix: WATER **SubList:** WATER sub **SpikeList:**
Samp. Info: K9C7J1AF 9092289 A9C310174-4 1X;0;
Misc. Info: ,,1003 52,,20,1,WATER.sub,,0;1;K9C7J1AF

	Signal 1 UV 250-265					Signal 2 UV 358-205							
Compound Name	**RT**	**Diff**	**Response**	**Conc (ug/L)**	**Flag**	**RT**	**Diff**	**Response**	**Conc (ug/L)**	**Flag**	**MDL**	**RL**	**Flag**
3,4-Dinitrotoluene	**17.73**	**0.024**	**5742**	**2.4180<**		**17.74**	**0.047**	**11706**	**2.4790**		**0.0000**	**0.00**	
HMX	5 14	-0 066	255	0 0405<							0 0269	0.10	45
RDX											0.0648	0.10	
Picric ACID											0 1246	1 00	
,3,5-Trinitrobenzene											0 0309	0 10	
1,3-Dinitrobenzene											0 0498	0 10	
TETRYL											0.0498	0.10	
Nitrobenzene	**14.96**	**0.084**	**663**	**0.2044<**	– confirmed on ce 7 40% PG						**0.0498**	**0.10**	**45**
2,4,6-Trinitrotoluene											0 0239	0.10	
4-AM-2,6-DNT											0 0219	0 10	
2-AM-4,6-DNT											0 0996	0 20	
2,6-Dinitrotoluene											0.0498	0 10	
2,4-Dinitrotoluene											0 0498	0 10	
2-Nitrotoluene											0.0717	0 50	
4-Nitrotoluene											0 0717	0.50	
3-Nitrotoluene											0.0618	0.50	
Nitroglycerin						15 47	0 041	1769	0 4722<		0 3288	0 65	45
PETN											0 2989	0.65	
3,5-Dinitroaniline	13.72	0.017	728	0.1496<							0 0249	1 00	45

4/11/09

Surrogates:	Spiked	Recovered	%Rec	Spiked	Recovered	%Rec	Limits
3,4-Dinitrotoluene	**2.4912**	**2.4180**	**97**	**2.4912**	**2.4790**	**100**	**(83-113)**

Notes
M = Manually Integrated
D = Operator Disabled Result
O = Over Calibration Range

Signals Differ by More Than 40%
Signals Differ by More Than 50%

Printed: 4/10/2009 9:17 AM

Test America West Sacramento

Method 8330

Data file : \\Terastation\share\GCdata\LC10.I\04072009.B\A-000060.D
Lab Smp Id: K9C7J1AF 9092289 A9
Inj Date : 09-APR-2009 20:36
Operator : fhk Inst ID: LC10.i
Smp Info : K9C7J1AF 9092289 A9C310174-4 1X;0;
Misc Info : ;;1003.52;;20;1;WATER.sub;;0;1;K9C7J1AF
Comment : SOP SAC-LC-0009
Method : \\Terastation\share\GCdata\LC10.I\04072009.B\8330AB.m
Meth Date : 09-Apr-2009 19:41 tap Quant Type: AREA%
Cal Date : 27-SEP-2008 19:47 Cal File: A-000011.d
Als bottle: 56
Dil Factor: 1.00000
Integrator: Falcon+ Compound Sublist: WATER.sub
Target Version: 4.14
Processing Host: SACP307HPLC

Concentration Formula: Amt * DF * Uf*Vt / Vo * CpndVariable

Name	Value	Description
DF	1.000	Dilution Factor
Uf	1.000	ng unit correction factor
Vt	20.000	Volume of final extract (mL)
Vo	1003.520	Volume of sample extracted (mL)
Cpnd Variable		Local Compound Variable

RT	AREA	HEIGHT	HT/AREA	% HEIGHT			COMPOUNDS
5.140	6446	255	0.040	1.67		2	HMX
5.447	6410	433	0.068	2.84			
5.780	6062	387	0.064	2.54			
6.157	15885	699	0.044	4.58			
7.823	2355	167	0.071	1.09			
8.160	4737	214	0.045	1.40			
9.393	695	66	0.095	0.43			
9.663	7214	312	0.043	2.04			
10.480	1624	125	0.077	0.82			
10.943	5051	305	0.060	2.00			
11.470	6713	345	0.051	2.26			
12.217	585	59	0.101	0.38			
13.723	17074	728	0.043	4.77		8	3,5-Dinitroaniline
14.960	14871	663	0.045	4.35		10	Nitrobenzene
15.773	2194	117	0.053	0.76			
16.600	31920	1317	0.041	8.64			
17.727	123292	5742	0.047	37.85	$	1	3,4-Dinitrotoluene
18.710	35366	1387	0.039	9.10			
19.750	1452	91	0.063	0.59			
20.223	1996	120	0.060	0.78			
20.790	944	65	0.069	0.42			
22.280	110	22	0.200	0.14			
22.507	2681	113	0.042	0.74			
24.160	197	38	0.193	0.24			

RT	AREA	HEIGHT	HT/AREA	% HEIGHT	COMPOUNDS
24.747	125	38	0.304	0.24	
24.990	1136	89	0.078	0.58	
25.557	7175	236	0.033	1.54	
27.547	12916	388	0.030	2.54	
28.450	2024	92	0.045	0.60	
29.943	434	26	0.060	0.17	
31.180	159	36	0.227	0.23	
33.950	22858	560	0.024	3.67	
	342697	15235		100.000	

Total unknown % height = 51.36

Data File: \\Terastation\share\GCdata\LC10.I\04072009.B\A-000060.D
Date : 09-APR-2009 20:36
Client ID:
Sample Info: K9C7J1AF 9092289 A9C310174-4 1X:0;
Volume Injected (uL): 500.0
Column phase: SYNERGI HYDRORP C18

Instrument: LC10.1
Operator: fhk
Column diameter: 4.60

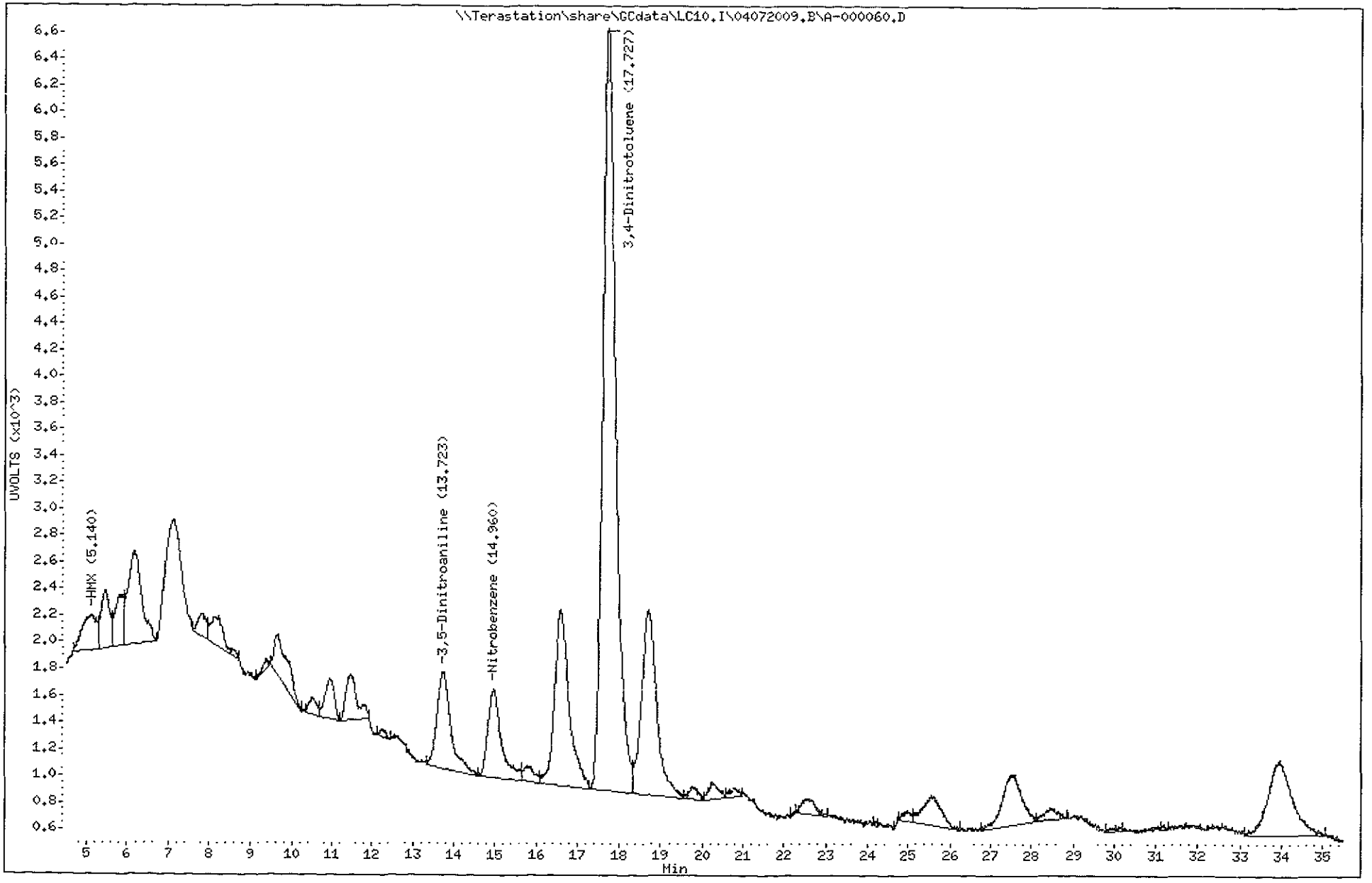

3854
North Canton

Test America West Sacramento

Method 8330

Data file : \\Terastation\share\GCdata\LC10.I\04072009.B\A-000060.D\A-000060
Lab Smp Id: K9C7J1AF 9092289 A9
Inj Date : 09-APR-2009 20:36
Operator : fhk Inst ID: LC10.i
Smp Info : K9C7J1AF 9092289 A9C310174-4 1X;0;
Misc Info : ;;1003.52;;20;1;WATER.sub;;0;1;K9C7J1AF
Comment : SOP SAC-LC-0009
Method : \\Terastation\share\GCdata\LC10.I\04072009.B\8330AB.M\83302.m
Meth Date : 09-Apr-2009 19:41 tap Quant Type: AREA%
Cal Date : 27-SEP-2008 19:47 Cal File: A-000011.d
Als bottle: 56
Dil Factor: 1.00000
Integrator: Falcon+ Compound Sublist: WATER.sub
Target Version: 4.14
Processing Host: SACP307HPLC

Concentration Formula: Amt * DF * Uf*Vt / Vo * CpndVariable

Name	Value	Description
DF	1.000	Dilution Factor
Uf	1.000	ng unit correction factor
Vt	20.000	Volume of final extract (mL)
Vo	1003.520	Volume of sample extracted (mL)
Cpnd Variable		Local Compound Variable

RT	AREA	HEIGHT	HT/AREA	% HEIGHT	COMPOUNDS
13.733	63922	2409	0.038	4.44	
14.957	46137	2395	0.052	4.41	
15.467	36546	1769	0.048	3.26	11 Nitroglycerin
16.290	8519	483	0.057	0.89	
17.003	226855	9276	0.041	17.10	
17.736	272591	11706	0.043	21.68	$ 1 3,4-Dinitrotoluene
18.457	57766	1789	0.031	3.29	
19.437	20152	797	0.040	1.46	
20.863	15865	354	0.022	0.65	
22.593	240284	7782	0.032	14.34	
25.583	148355	3979	0.027	7.33	
26.557	20283	674	0.033	1.24	
28.470	315078	5501	0.017	10.14	
29.970	4859	567	0.117	1.04	
30.213	23287	691	0.030	1.27	
31.180	20683	780	0.038	1.43	
31.917	94536	1252	0.013	2.30	
33.950	107088	2027	0.019	3.73	
	1722807	54231		100.000	

Total unknown % height = 75.06

Data File: \\Terastation\share\GCdata\LC10.I\04072009.B\A-000060.D\A-000060.D
Date : 09-APR-2009 20:36
Client ID:
Sample Info: K9C7J1AF 9092289 A9C310174-4 1X;0;
Volume Injected (uL): 500.0
Column phase: SYNERGI HYDRORP C18

Instrument: LC10.i
Operator: fhk
Column diameter: 4.60

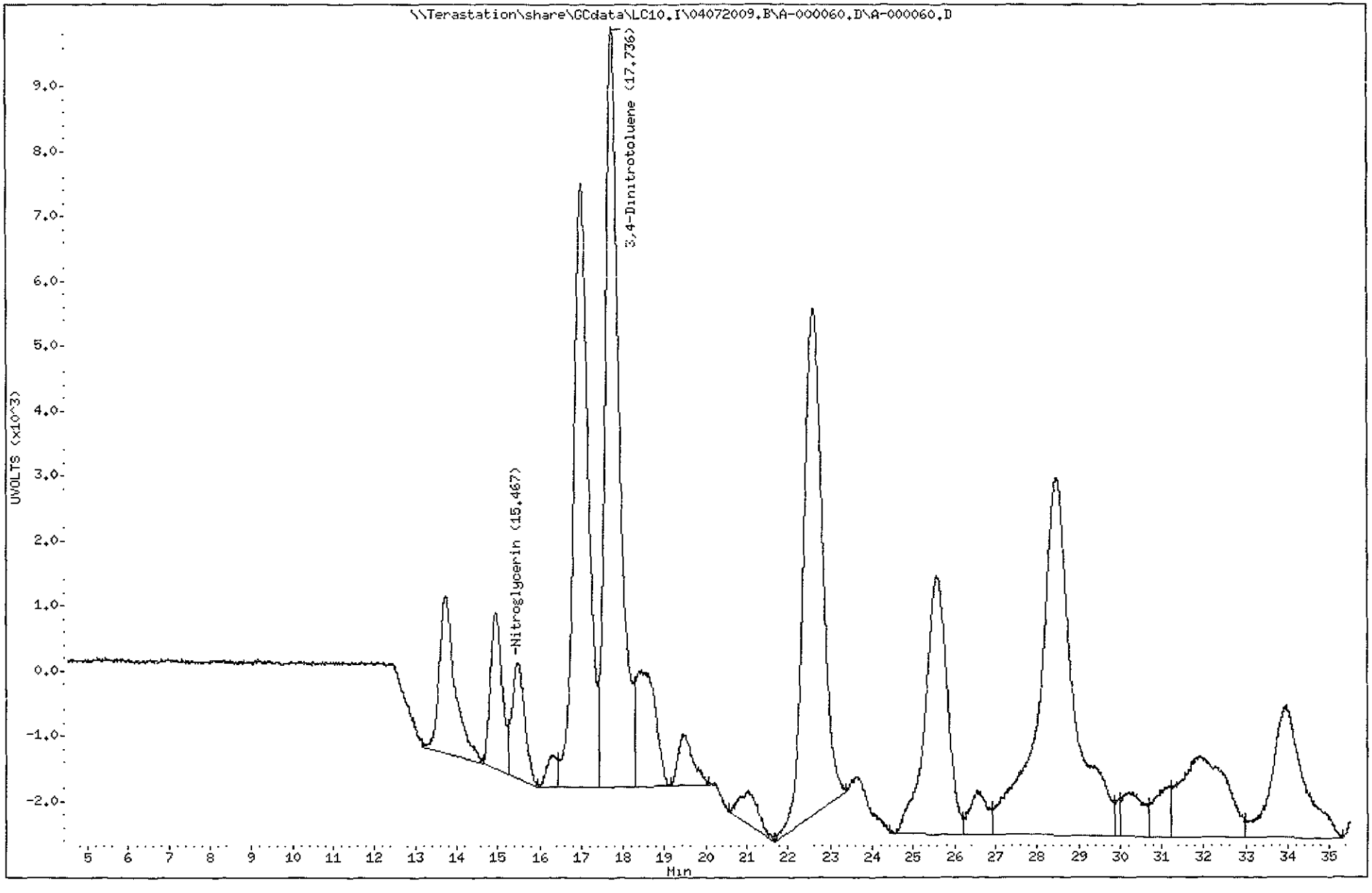

3856

North Canton

TestAmerica West Sacramento

A-000069.D

Chromatography Summary

Injection Date: 4/10/2009 4:12 **Operator:** fhk

DataFile: LC10.I\04072009 B\A-000069.D **Vial Num:** 10

Instrument ID: LC10

Method 8330 Target Analyte Results

Sample : **STD_5 09GCSV0052 .2K/.1/.1/.1/.1**

Method File: LC10.I\04072009 B\8330AB.M

Start Cal Date: 9/27/2008 13:52 **End Cal Date:** 9/27/2008 19:47

Dilution Factor	Extract Volume	Sample Volume	Sample Weight
1X	0 mL	0 mL	0 g

Matrix: NONE **SubList:** CAL sub **SpikeList:**

Samp. Info: STD_5 09GCSV0052 .2K/.1/.1/ 1/ 1,2

Misc. Info: :5; , , ;3;CAL sub: ;0;1

	Signal 1 UV 250-265							Signal 2 UV 358-205								
Compound Name	**RT**	**Response**	**PPB**	**Spike Level**	**%D**	**Result**	**Flag**	**RT**	**Response**	**PPB**	**Spike Level**	**%D**	**Result**	**Flag**	**Limits(%)**	**Flag**
3,4-Dinitrotoluene	17.69	4749	100.4000<	100	0%	Acceptable		17.69	9267	98.4800	100	-2%	Acceptable		(±15)	
HMX	5.20	12381	98.7500<	100	-1%	Acceptable					**100**	**-100%**	**Fails**		(±15)	45
RDX	7.69	7905	96.6100<	100	-3%	Acceptable					**100**	**-100%**	**Fails**		(±15)	45
Picric ACID	8.88	17057	202.1000	200	1%	Acceptable		8.88	25104	202.5000<	200	1%	Acceptable		(±15)	
1,3,5-Trinitrobenzene	10.01	14794	98.2200<	100	-2%	Acceptable					**100**	**-100%**	**Fails**		(±15)	45
1,3-Dinitrobenzene	12.99	14146	97.8000<	100	-2%	Acceptable					**100**	**-100%**	**Fails**		(±15)	45
TETRYL	13.94	10473	102.8000<	100	3%	Acceptable					**100**	**-100%**	**Fails**		(±15)	45
Nitrobenzene	14.87	6191	95.7900<	100	-4%	Acceptable					**100**	**-100%**	**Fails**		(±15)	45
2,4,6-Trinitrotoluene	16.18	8782	98.6200<	100	-1%	Acceptable					**100**	**-100%**	**Fails**		(±15)	45
4-AM-2,6-DNT	17.09	6380	98.3500<	100	-2%	Acceptable					**100**	**-100%**	**Fails**		(±15)	45
2-AM-4,6-DNT	18.15	7518	102.3000<	100	2%	Acceptable					**100**	**-100%**	**Fails**		(±15)	45
2,6-Dinitrotoluene	19.86	5267	98.3100<	100	-2%	Acceptable					**100**	**-100%**	**Fails**		(±15)	45
2,4-Dinitrotoluene	20.58	8457	99.2600<	100	-1%	Acceptable					**100**	**-100%**	**Fails**		(±15)	45
2-Nitrotoluene	24.23	3488	97.7900<	100	-2%	Acceptable					**100**	**-100%**	**Fails**		(±15)	45
4-Nitrotoluene	26.02	4262	97.4400<	100	-3%	Acceptable					**100**	**-100%**	**Fails**		(±15)	45
3-Nitrotoluene	28.02	4197	97.3500<	100	-3%	Acceptable					**100**	**-100%**	**Fails**		(±15)	45
Nitroglycerin				**100**	**-100%**	**Fails**		15.43	7633	102.2000<	100	2%	Acceptable		(±15)	45
PETN				**100**	**-100%**	**Fails**		29.52	3946	102.7000<	100	3%	Acceptable		(±15)	45
3,5-Dinitroaniline	13.70	9495	97.9300<	100	-2%	Acceptable					**100**	**-100%**	**Fails**		(±15)	45
EGDN				**100**	**-100%**	**Fails**					**100**	**-100%**	**Fails**		(±15)	

Notes. M = Manually Integrated

D = Operator Disabled Result

O = Over Calibration Range

Signals Differ by More Than 40%

Signals Differ by More Than 50%

Printed: 4/10/2009 9:20 AM

Test America West Sacramento

Method 8330

Data file : \\Terastation\share\GCdata\LC10.I\04072009.B\A-000069.D
Lab Smp Id: STD_5 09GCSV0052 .2
Inj Date : 10-APR-2009 04:12
Operator : fhk Inst ID: LC10.i
Smp Info : STD_5 09GCSV0052 .2K/.1/.1/.1/.1;2
Misc Info : ;5; ; ; ;3;CAL.sub; ;0;1
Comment : SOP SAC-LC-0009
Method : \\Terastation\share\GCdata\LC10.I\04072009.B\8330AB.m
Meth Date : 10-Apr-2009 04:57 tap Quant Type: AREA%
Cal Date : 27-SEP-2008 19:47 Cal File: A-00001.d
Als bottle: 10 Continuing Calibration Sample
Dil Factor: 1.00000
Integrator: Falcon+ Compound Sublist: CAL.sub
Target Version: 4.14
Processing Host: SACP307HPLC

RT	AREA	HEIGHT	HT/AREA	% HEIGHT			COMPOUNDS
5.199	80387	12381	0.154	8.48		2	HMX
7.692	91565	7905	0.086	5.41		3	RDX
8.419	705	75	0.106	0.05			
8.875	238527	17057	0.072	11.83		5	Picric ACID
10.012	204181	14794	0.072	10.14		6	1,3,5-Trinitrobenze
12.989	249148	14146	0.057	9.69		7	1,3-Dinitrobenzene
13.695	145001	9495	0.065	6.50		8	3,5-Dinitroaniline
13.935	189218	10473	0.055	7.17		9	TETRYL
14.869	124583	6191	0.050	4.24		10	Nitrobenzene
16.179	174476	8782	0.050	6.01		12	2,4,6-Trinitrotolue
17.085	136012	6380	0.047	4.37		13	4-AM-2,6-DNT
17.692	93892	4749	0.051	3.25	$	1	3,4-Dinitrotoluene
18.149	185295	7518	0.041	5.15		14	2-AM-4,6-DNT
19.862	121375	5267	0.043	3.61		15	2,6-Dinitrotoluene
20.579	218953	8457	0.039	5.79		16	2,4-Dinitrotoluene
22.662	285	25	0.088	0.01			
23.165	220	29	0.132	0.01			
24.232	101039	3488	0.035	2.39		17	2-Nitrotoluene
26.022	132000	4262	0.032	2.92		18	4-Nitrotoluene
28.015	139688	4197	0.030	2.87		19	3-Nitrotoluene
29.305	285	33	0.116	0.02			
30.349	327	40	0.122	0.02			
30.689	133	28	0.211	0.01			
30.992	668	40	0.060	0.02			
32.822	212	33	0.156	0.02			
34.682	603	36	0.060	0.02			
	2628778	145881		100.000			

Total unknown % height = 0.1800

Data File: \\Terastation\share\GCdata\LC10.I\04072009.B\A-000069.D
Date : 10-APR-2009 04:12
Client ID:
Sample Info: STD_5 09GCSV0052 .2K/.1/.1/.1/.1;2

Instrument: LC10.1
Operator: fhk
Column diameter: 4.60

Column phase: SYNERGI HYDRORP C18

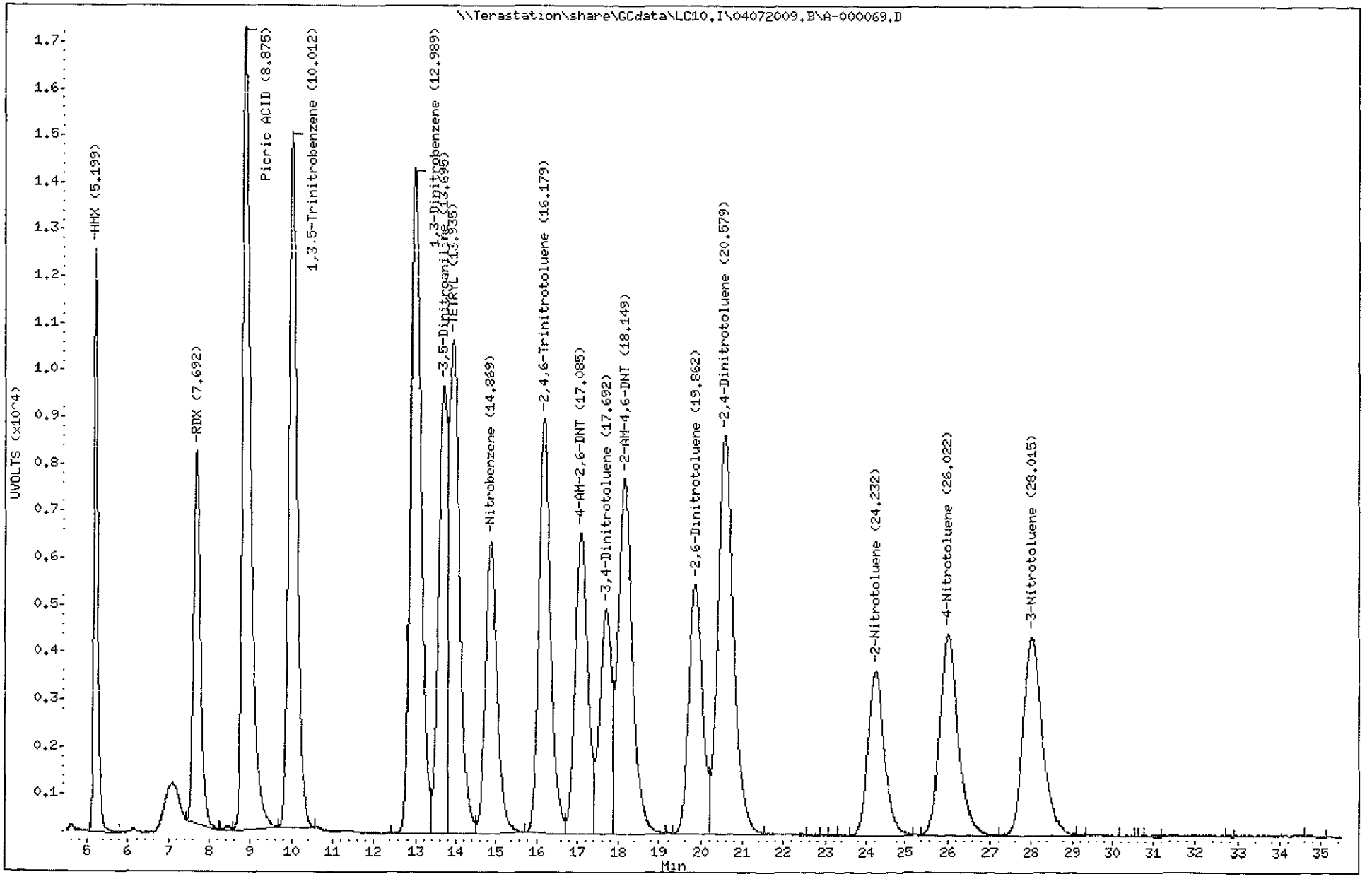

3859
North Canton

Test America West Sacramento

Method 8330

Data file : \\Terastation\share\GCdata\LC10.I\04072009.B\A-000069.D\A-000069
Lab Smp Id: STD_5 09GCSV0052 .2
Inj Date : 10-APR-2009 04:12
Operator : fhk Inst ID: LC10.i
Smp Info : STD_5 09GCSV0052 .2K/.1/.1/.1/.1;2
Misc Info : ;5; ; ; ;3;CAL.sub; ;0;1
Comment : SOP SAC-LC-0009
Method : \\Terastation\share\GCdata\LC10.I\04072009.B\8330AB.M\83302.m
Meth Date : 10-Apr-2009 04:57 tap Quant Type: AREA%
Cal Date : 27-SEP-2008 19:47 Cal File: A-0000_1.d
Als bottle: 10 Continuing Calibration Sample
Dil Factor: 1.00000
Integrator: Falcon+ Compound Sublist: CAL.sub
Target Version: 4.14
Processing Host: SACP307HPLC

RT	AREA	HEIGHT	HT/AREA	% HEIGHT		COMPOUNDS
8.875	352938	25104	0.071	16.20		5 Picric ACID
10.019	4348	253	0.058	0.16		
12.989	128103	7408	0.058	4.74		
13.779	106920	7906	0.074	5.06		
13.949	225684	12450	0.055	7.97		
14.865	243888	12926	0.053	8.28		
15.425	143257	7633	0.053	4.89		11 Nitroglycerin
16.175	169836	8863	0.052	5.68		
17.085	209113	10092	0.048	6.46		
17.692	186443	9267	0.050	5.93	$	1 3,4-Dinitrotoluene
18.142	205849	8444	0.041	5.41		
19.862	228997	9742	0.043	6.24		
20.582	204918	7112	0.035	4.55		
24.229	241677	8343	0.035	5.34		
26.015	237258	7506	0.032	4.81		
28.012	269194	8165	0.030	5.23		
29.522	147215	3946	0.027	2.52		20 PETN
31.165	497	67	0.135	0.04		
31.465	1169	111	0.095	0.07		
31.809	608	65	0.107	0.04		
32.825	285	70	0.245	0.04		
33.375	274	67	0.244	0.04		
34.109	3642	151	0.041	0.09		
34.362	3063	179	0.058	0.11		
34.782	3284	158	0.048	0.10		
	3318460	156028		100.000		

Total unknown % height = 70.46

Data File: \\Terastation\share\GCdata\LC10.I\04072009.B\A-000069.D\A-000069.D
Date : 10-APR-2009 04:12
Client ID:
Sample Info: STD_5 09GCSW0052 .2K/.1/.1/.1/.1;2

Instrument: LC10.i
Operator: fhk
Column diameter: 4.60

Column phase: SYNERGI HYDRORP C18

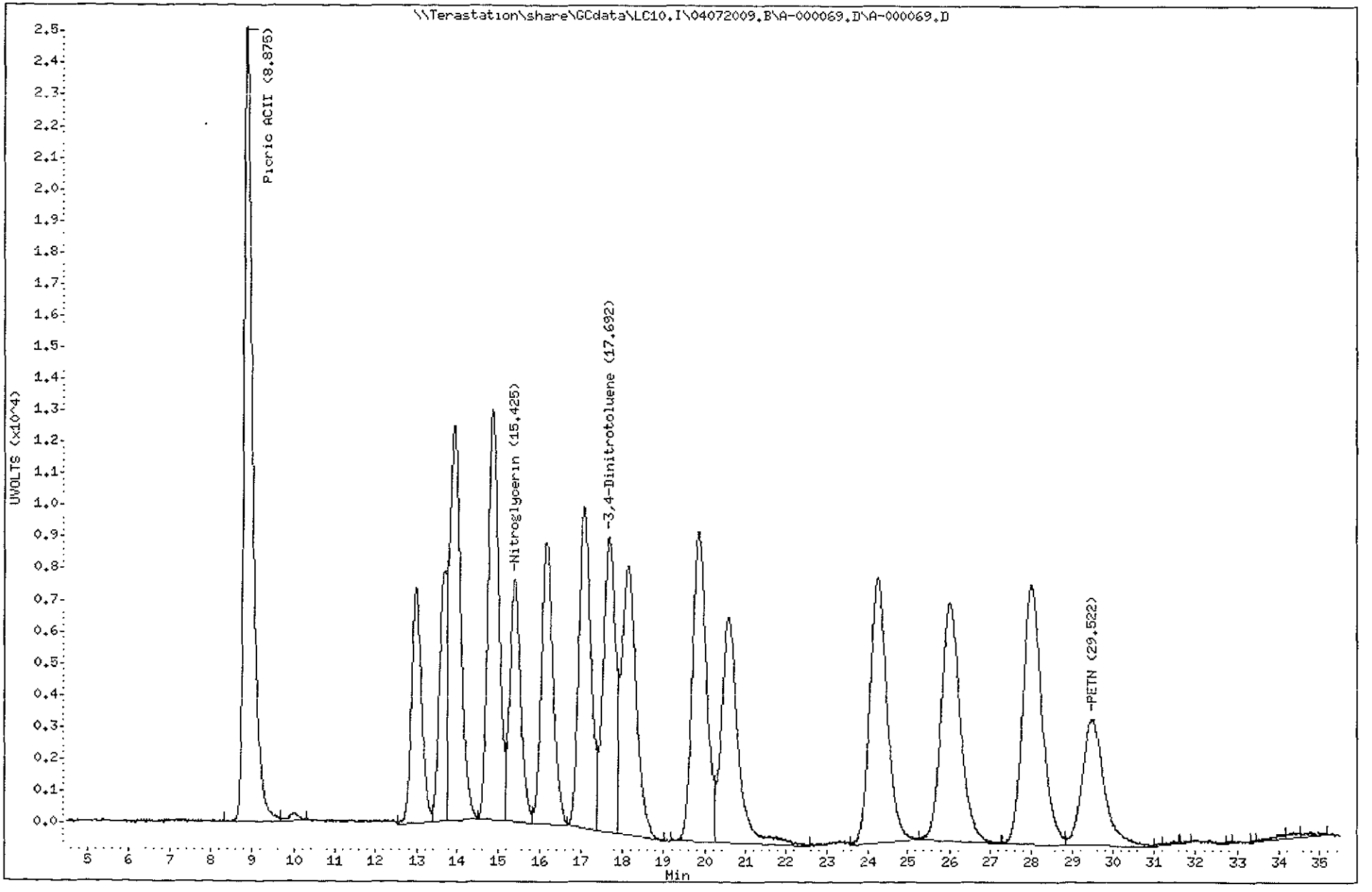

3861
North Canton

TestAmerica West Sacramento

A-000070.D

Chromatography Summary

Injection Date: 4/10/2009 5 02 **Operator:** ftk

DataFile: LC10 I\04072009 B\A-000070.D **Vial Num:** 92

Instrument ID: LC10

Method 8330 Target Analyte Results

Sample : **MRL_1 09GCSV0057 20/5/20/20/20ng/ml**

Method File: LC10 I\04072009.B\8330AB.M

Start Cal Date: 9/27/2008 13 52 **End Cal Date:** 9/27/2008 19 47

Dilution Factor	Extract Volume	Sample Volume	Sample Weight
1X	0 mL	0 mL	0 g

Matrix: NONE **SubList:** CAL sub **SpikeList:**

Samp. Info: MRL_1 09GCSV0057 20/5/20/20/20ng/ml;2

Misc. Info: :1; : : :3;CAL sub, ,0,1

	Signal 1 UV 250-265							Signal 2 UV 358-205								
Compound Name	RT	Response	PPB	Spike Level	%D	Result	Flag	RT	Response	PPB	Spike Level	%D	Result	Flag	Limits(%)	Flag
3,4-Dinitrotoluene	**17.69**	**910**	**19.2300<**	5	**285%**	**Fails**		**17.69**	**1707**	**18.1400**	5	**263%**	**Fails**		(±15)	
HMX	5 20	586	4.6740<	5	-7%	Acceptable					5	-100%	Fails		(±15)	45
RDX	7.70	356	4.3510<	5	-13%	Acceptable					5	-100%	Fails		(±15)	45
Picric ACID	**8.89**	**4426**	**52.4300**	10	**424%**	**Fails**		**8.89**	**6408**	**51.6900<**	10	**417%**	**Fails**		(±15)	
1,3,5-Trinitrobenzene	10.00	794	5 2720<	5	5%	Acceptable					5	-100%	Fails		(±15)	45
1,3-Dinitrobenzene	12.98	710	4.9090<	5	-2%	Acceptable					5	-100%	Fails		(±15)	45
TETRYL	13 92	494	4.8520<	5	-3%	Acceptable	M				5	-100%	Fails		(±15)	45
Nitrobenzene	14.90	325	5.0280<	5	1%	Acceptable					5	-100%	Fails		(±15)	45
2,4,6-Trinitrotoluene	16 16	450	5 0530<	5	1%	Acceptable					5	-100%	Fails		(±15)	45
4-AM-2,6-DNT	17 10	320	4.9330<	5	-1%	Acceptable					5	-100%	Fails		(±15)	45
2-AM-4,6-DNT	**18.14**	**427**	**5.8130<**	5	**16%**	**Fails**					5	-100%	Fails		(±15)	45
2,6-Dinitrotoluene	19.84	280	5.2260<	5	5%	Acceptable					5	-100%	Fails		(±15)	45
2,4-Dinitrotoluene	20 55	450	5 2820<	5	6%	Acceptable					5	-100%	Fails		(±15)	45
2-Nitrotoluene	24.19	182	5 1020<	5	2%	Acceptable					5	-100%	Fails		(±15)	45
4-Nitrotoluene	26 04	220	5 0300<	5	1%	Acceptable					5	-100%	Fails		(±15)	45
3-Nitrotoluene	28.01	198	4.5930<	5	-8%	Acceptable	M				5	-100%	Fails		(±15)	45
Nitroglycerin				5	**-100%**	**Fails**		15.43	1569	21.0100<	20	**320%**	**Fails**		(±15)	45
PETN				5	**-100%**	**Fails**		29.51	845	22.0000<	20	**340%**	**Fails**	M	(±15)	45
3,5-Dinitroaniline	13 69	456	4 7030<	5	-6%	Acceptable	M				5	-100%	Fails		(±15)	45
EGDN				5	**-100%**	**Fails**					5	-100%	Fails		(±15)	

Notes. M = Manually Integrated

D = Operator Disabled Result

O = Over Calibration Range

Signals Differ by More Than 40%

Signals Differ by More Than 50%

RE-INTEGRATION CODES

1 Poor Peak Shape
2 Poor Peak Resolution
3 Peak Not Integrated
4 Sample Matrix Interference
5 Column Bleed
6 Instrument Noise
7 Baseline Correction
8 Other (reason must be stated)

ALL RE-INTEGRATIONS MUST BE INITIALED, DATED AND CODED

4/10/09

Printed: 4/10/2009 9:41 AM

TestAmerica West Sacramento

Method 8330

Data file : \\Terastation\share\GCdata\LC10.I\04072009.B\A-000070.d
Lab Smp Id: MRL_1 09GCSV0057 20
Inj Date : 10-APR-2009 05:02
Operator : fhk Inst ID: LC10.i
Smp Info : MRL_1 09GCSV0057 20/5/20/20/20ng/ml;2
Misc Info : ;1; ; ; ;3;CAL.sub; ;0;1
Comment : SOP SAC-LC-0009
Method : \\Terastation\share\GCdata\LC10.I\04072009.B\8330AB.M
Meth Date : 10-Apr-2009 09:39 kenneyf Quant Type: AREA%
Cal Date : 27-SEP-2008 19:47 Cal File: A-000011.d
Als bottle: 92 Continuing Calibration Sample
Dil Factor: 1.00000
Integrator: Falcon+ Compound Sublist: CAL.sub
Target Version: 4.14
Processing Host: SACP307FK

RT	AREA	HEIGHT	HT/AREA	% HEIGHT			COMPOUNDS
5.199	3447	586	0.170	4.88		2	HMX
7.699	3593	356	0.099	2.96		3	RDX
8.893	63057	4426	0.070	37.03		5	Picric ACID
9.996	11541	794	0.069	6.61		6	1,3,5-Trinitrobenze
12.983	12077	710	0.059	5.91		7	1,3-Dinitrobenzene
13.686	6413	456	0.071	3.79		8	3,5-Dinitroaniline
13.919	8382	494	0.059	4.11		9	TETRYL
14.903	6766	325	0.048	2.70		10	Nitrobenzene
16.163	9186	450	0.049	3.74		12	2,4,6-Trinitrotolue
17.102	6510	320	0.049	2.66		13	4-AM-2,6-DNT
17.689	18654	910	0.049	7.58	$	1	3,4-Dinitrotoluene
18.139	9507	427	0.045	3.55		14	2-AM-4,6-DNT
19.213	373	43	0.115	0.35			
19.839	6483	280	0.043	2.33		15	2,6-Dinitrotoluene
20.553	11475	450	0.039	3.74		16	2,4-Dinitrotoluene
23.373	430	35	0.081	0.29			
24.189	5159	182	0.035	1.51		17	2-Nitrotoluene
25.299	90	26	0.288	0.21			
26.036	7253	220	0.030	1.83		18	4-Nitrotoluene
27.276	291	31	0.106	0.25			
28.013	5924	198	0.033	1.64		19	3-Nitrotoluene
29.133	513	41	0.080	0.34			
29.993	265	29	0.109	0.24			
31.106	244	31	0.127	0.25			
32.759	573	39	0.068	0.32			
33.263	190	31	0.164	0.25			
33.689	356	45	0.126	0.37			
34.363	200	38	0.190	0.31			
34.819	119	31	0.261	0.25			
	199071	12004		100.000			

Total unknown % height = 3.430

RE-INTEGRATION CODES
1 Poor Peak Shape
2 Poor Peak Resolution
3 Peak Not Integrated
4 Sample Matrix Interference
5 Column Bleed
6 Instrument Noise
7 Baseline Correction
8 Other (reason must be stated)
ALL RE-INTEGRATIONS MUST BE INITIALED, DATED AND CODED

4/10/09

Data File: \\Terastation\share\GCdata\LC10.I\04072009.B\A-000070.d
Date : 10-APR-2009 05:02
Client ID:
Sample Info: MRL_1 09GCSV0057 20/5/20/20/20ng/ml;2

Instrument: LC10.i
Operator: fhk
Column diameter: 4.60

Column phase: SYNERGI HYDRORP C18

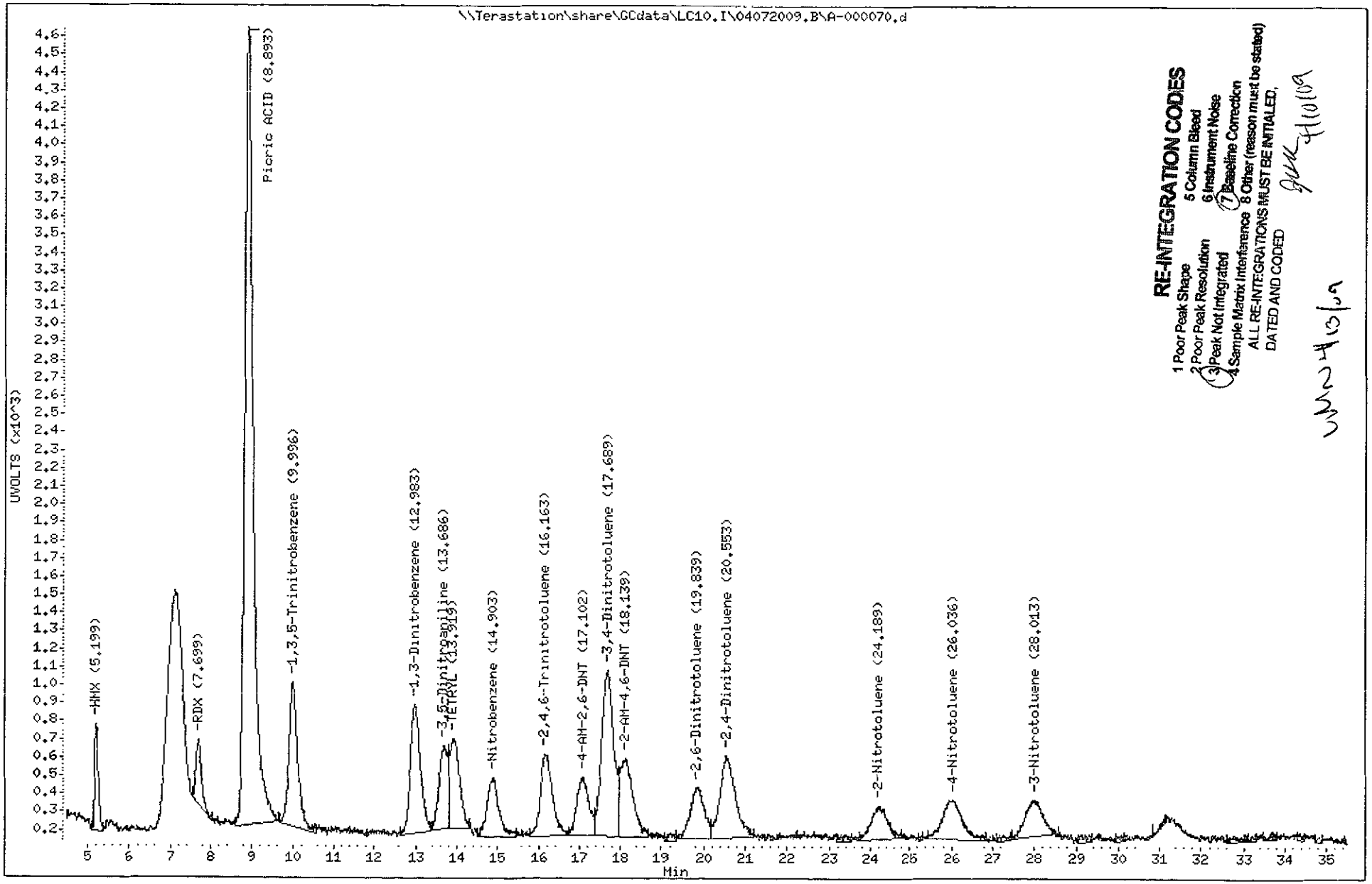

RE-INTEGRATION CODES

1 Poor Peak Shape
2 Poor Peak Resolution
3 Peak Not Integrated
4 Sample Matrix Interference
5 Column Bleed
6 Instrument Noise
7 Baseline Correction
8 Other (reason must be stated)

ALL RE-INTEGRATIONS MUST BE INITIALED, DATED AND CODED

fhk 4/10/09

3864

North Canton

TestAmerica West Sacramento

Method 8330

Data file : \\Terastation\share\GCdata\LC10.I\04072009.B\A-000070.d\A-000070
Lab Smp Id: MRL_1 09GCSV0057 20
Inj Date : 10-APR-2009 05:02
Operator : fhk Inst ID: LC10.i
Smp Info : MRL_1 09GCSV0057 20/5/20/20/20ng/ml;2
Misc Info : ;1; ; ; ;3;CAL.sub; ;0;1
Comment : SOP SAC-LC-0009
Method : \\Terastation\share\GCdata\LC10.I\04072009.B\8330AB.M\83302.m
Meth Date : 10-Apr-2009 05:48 tap Quant Type: AREA%
Cal Date : 27-SEP-2008 19:47 Cal File: A-000011.d
Als bottle: 92 Continuing Calibration Sample
Dil Factor: 1.00000
Integrator: Falcon+ Compound Sublist: CAL.sub
Target Version: 4.14
Processing Host: SACP307FK

RT	AREA	HEIGHT	HT/AREA	% HEIGHT		COMPOUNDS
8.893	88319	6408	0.073	30.36		5 Picric ACID
12.999	8044	426	0.053	2.01		
13.683	4361	361	0.083	1.70		
13.916	10892	593	0.054	2.80		
14.833	13956	728	0.052	3.43		
15.426	29024	1569	0.054	7.41		11 Nitroglycerin
16.166	9876	506	0.051	2.39		
17.053	8588	481	0.056	2.27		
17.689	41447	1707	0.041	8.06	$	1 3,4-Dinitrotoluene
19.866	12958	573	0.044	2.70		
20.546	11741	415	0.035	1.96		
24.219	13774	462	0.034	2.18		
25.249	293	59	0.201	0.27		
25.976	14148	395	0.028	1.86		
28.003	15171	432	0.028	2.04		
29.513	29246	845	0.029	3.99		20 PETN
31.216	192855	4267	0.022	20.16		
33.259	459	89	0.194	0.42		
34.013	7953	278	0.035	1.31		
34.359	4632	227	0.049	1.07		
34.786	8097	213	0.026	1.00		
35.273	1402	130	0.093	0.61		
	527236	21164		100.000		

Total unknown % height = 50.18

RE-INTEGRATION CODES

1 Poor Peak Shape
2 Poor Peak Resolution
3 Peak Not Integrated
4 Sample Matrix Interference
5 Column Bleed
6 Instrument Noise
7 Baseline Correction
8 Other (reason must be stated)

ALL RE-INTEGRATIONS MUST BE INITIALED, DATED AND CODED

4/10/09

Data File: \\Terastation\share\GCdata\LC10.I\04072009.B\A-000070.d\A-000070.d
Date : 10-APR-2009 05:02
Client ID:
Sample Info: MRL_1 09GCSV0057 20/5/20/20/20ng/ml;2

Column phase: SYNERGI HYDRORP C18

Instrument: LC10.i

Operator: fhk
Column diameter: 4.60

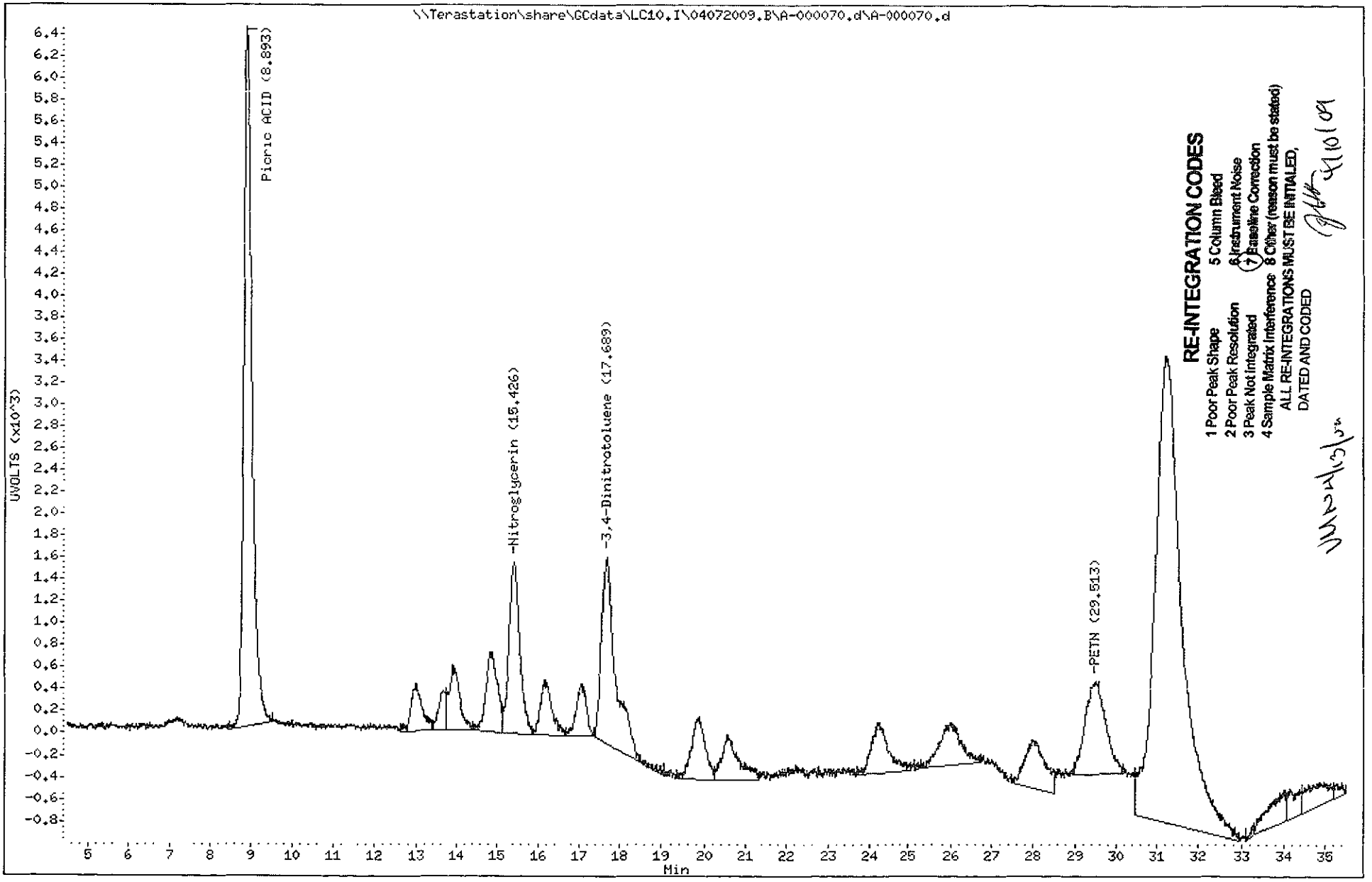

3866

North Canton

TestAmerica West Sacramento

A-000070.D

Chromatography Summary

Injection Date: 4/10/2009 5 02 **Operator:** fhk

DataFile: LC10 I\04072009 B\A-000070 D **Vial Num:** 92

Instrument ID: LC10

Method 8330 Target Analyte Results

Sample : **MRL_1 09GCSV0057 20/5/20/20/20ng/ml**

Method File: LC10 I\04072009.B\8330AB M

Start Cal Date: 9/27/2008 13 52 **End Cal Date:** 9/27/2008 19 47

Dilution Factor	Extract Volume	Sample Volume	Sample Weight
1X	0 mL	0 mL	0 g

Matrix: NONE **SubList:** CAL sub **SpikeList:**

Samp. Info: MRL_1 09GCSV0057 20/5/20/20/20ng/ml,2

Misc. Info: ,1. . : :3:CAL sub, .0;1

	Signal 1 UV 250-265							Signal 2 UV 358-205								
Compound Name	RT	Response	PPB	Spike Level	%D	Result	Flag	RT	Response	PPB	Spike Level	%D	Result	Flag	Limits(%)	Flag
3,4-Dinitrotoluene	**17.69**	**910**	**19.2300<**	**5**	**285%**	**Fails**		17.69	1707	18.1400	5	263%	Fails		(±15)	
HMX	5 20	586	4 6740<	5	-7%	Acceptable					5	-100%	Fails		(±15)	45
RDX	7.70	356	4 3510<	5	-13%	Acceptable					5	-100%	Fails		(±15)	45
Picric ACID	**8.89**	**4426**	**52.4300**	**10**	**424%**	**Fails**		8.89	6408	51.6900<	10	417%	Fails		(±15)	
1,3,5-Trinitrobenzene	10 00	794	5 2720<	5	5%	Acceptable					5	-100%	Fails		(±15)	45
1,3-Dinitrobenzene	12 98	710	4 9090<	5	-2%	Acceptable					5	-100%	Fails		(±15)	45
TETRYL				**5**	**-100%**	**Fails**					5	-100%	Fails		(±15)	
Nitrobenzene	14.90	325	5 0280<	5	1%	Acceptable					5	-100%	Fails		(±15)	45
2,4,6-Trinitrotoluene	16.16	450	5.0530<	5	1%	Acceptable					5	-100%	Fails		(±15)	45
4-AM-2,6-DNT	17 10	320	4 9330<	5	-1%	Acceptable					5	-100%	Fails		(±15)	45
2-AM-4,6-DNT	**18.14**	**427**	**5.8130<**	**5**	**16%**	**Fails**					5	-100%	Fails		(±15)	45
2,6-Dinitrotoluene	19 84	280	5.2260<	5	5%	Acceptable					5	-100%	Fails		(±15)	45
2,4-Dinitrotoluene	20 55	450	5 2820<	5	6%	Acceptable					5	-100%	Fails		(±15)	45
2-Nitrotoluene	24 19	182	5 1020<	5	2%	Acceptable					5	-100%	Fails		(±15)	45
4-Nitrotoluene	26.04	220	5 0300<	5	1%	Acceptable					5	-100%	Fails		(±15)	45
3-Nitrotoluene	**28.01**	**141**	**3.2710<**	**5**	**-35%**	**Fails**					5	-100%	Fails		(±15)	45
Nitroglycerin				**5**	**-100%**	**Fails**		15.43	1569	21.0100<	5	320%	Fails		(±15)	45
PETN				**5**	**-100%**	**Fails**		29.51	1117	29.0800<	5	482%	Fails		(±15)	45
3,5-Dinitroaniline	**13.69**	**327**	**3.3730<**	**5**	**-33%**	**Fails**					5	-100%	Fails		(±15)	45
EGDN				**5**	**-100%**	**Fails**					5	-100%	Fails		(±15)	

Notes

M = Manually Integrated

D = Operator Disabled Result

O = Over Calibration Range

Signals Differ by More Than 40%

Signals Differ by More Than 50%

See reintegration.

4/10/09

Printed: 4/10/2009 9:28 AM

Test America West Sacramento

Method 8330

Data file : \\Terastation\share\GCdata\LC10.I\04072009.B\A-000070.D
Lab Smp Id: MRL_1 09GCSV0057 20
Inj Date : 10-APR-2009 05:02
Operator : fhk Inst ID: LC10.i
Smp Info : MRL_1 09GCSV0057 20/5/20/20/20ng/ml;2
Misc Info : ;1; ; ; ;3;CAL.sub; ;0;1
Comment : SOP SAC-LC-0009
Method : \\Terastation\share\GCdata\LC10.I\04072009.B\8330AB.m
Meth Date : 10-Apr-2009 05:48 tap Quant Type: AREA%
Cal Date : 27-SEP-2008 19:47 Cal File: A-000011.d
Als bottle: 92 Continuing Calibration Sample
Dil Factor: 1.00000
Integrator: Falcon+ Compound Sublist: CAL.sub
Target Version: 4.14
Processing Host: SACP307HPLC

RT	AREA	HEIGHT	HT/AREA	% HEIGHT		COMPOUNDS
5.199	3447	586	0.170	5.17		2 HMX
7.699	3593	356	0.099	3.14		3 RDX
8.893	63057	4426	0.070	39.22		5 Picric ACID
9.996	11541	794	0.069	7.01		6 1,3,5-Trinitrobenze
12.983	12077	710	0.059	6.26		7 1,3-Dinitrobenzene
13.693	7424	327	0.044	2.88		8 3,5-Dinitroaniline
14.903	6766	325	0.048	2.87		10 Nitrobenzene
16.163	9186	450	0.049	3.97		12 2,4,6-Trinitrotolue
17.102	6510	320	0.049	2.82		13 4-AM-2,6-DNT
17.689	18654	910	0.049	8.03	$	1 3,4-Dinitrotoluene
18.139	9507	427	0.045	3.77		14 2-AM-4,6-DNT
19.213	373	43	0.115	0.37		
19.839	6483	280	0.043	2.47		15 2,6-Dinitrotoluene
20.553	11475	450	0.039	3.97		16 2,4-Dinitrotoluene
23.373	430	35	0.081	0.30		
24.189	5159	182	0.035	1.60		17 2-Nitrotoluene
25.299	90	26	0.288	0.22		
26.036	7253	220	0.030	1.94		18 4-Nitrotoluene
27.276	291	31	0.106	0.27		
28.013	3376	141	0.042	1.24		19 3-Nitrotoluene
29.133	513	41	0.080	0.36		
29.993	265	29	0.109	0.25		
31.106	244	31	0.127	0.27		
32.759	573	39	0.068	0.34		
33.263	190	31	0.164	0.27		
33.689	356	45	0.126	0.39		
34.363	200	38	0.190	0.33		
34.819	119	31	0.261	0.27		
	189152	11324		100.000		

Total unknown % height = 3.640

See reintegration.
4/10/09

Data File: \\Terastation\share\GCdata\LC10.I\04072009.B\A-000070.D
Date : 10-APR-2009 05:02
Client ID:
Sample Info: MRL_1 09GCSV0057 20/5/20/20/20ng/ml;2

Instrument: LC10.i
Operator: fhk
Column diameter: 4.60

Column phase: SYNERGI HYDRORP C18

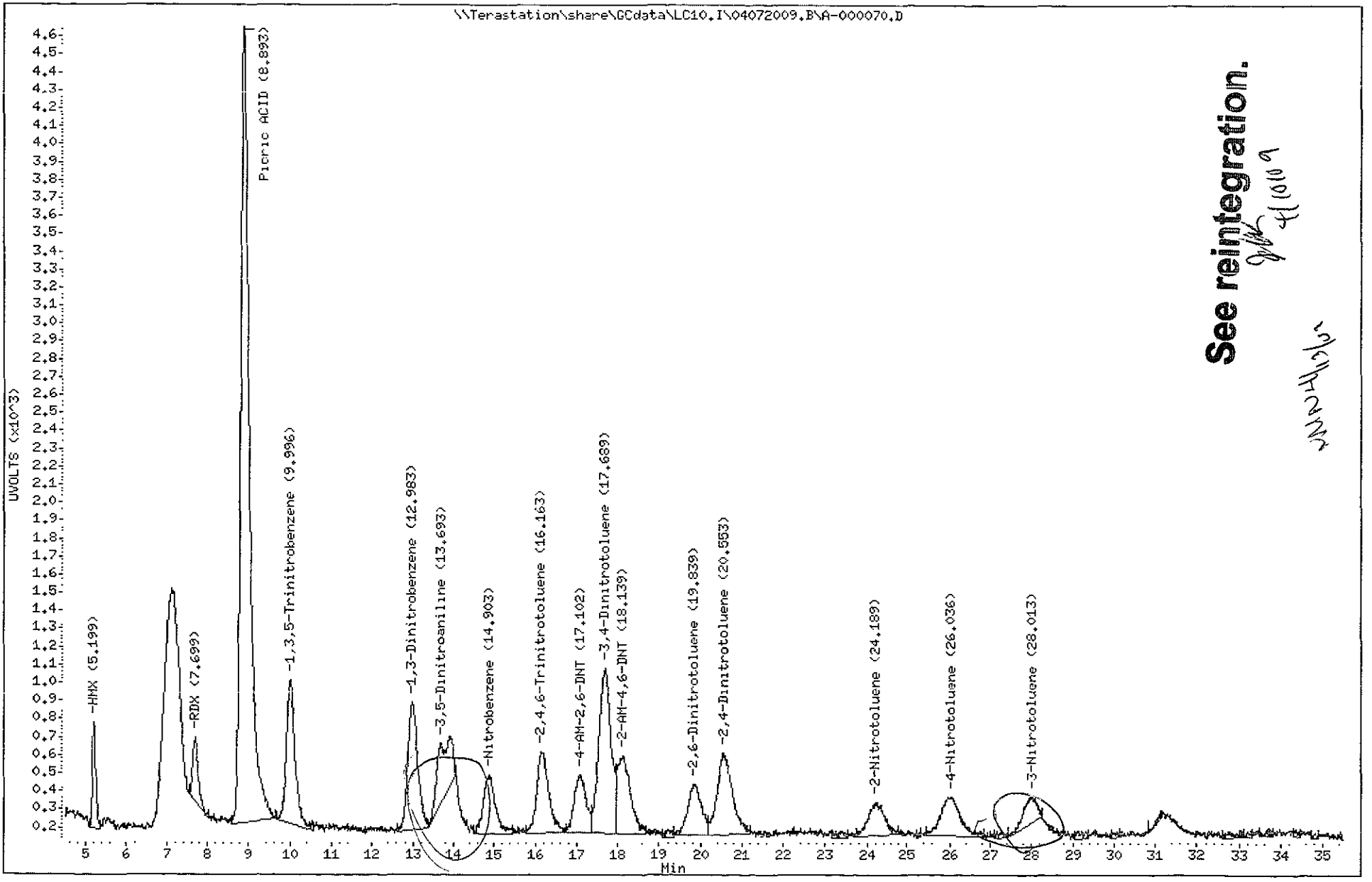

See reintegration.

3869

North Canton

Test America West Sacramento

Method 8330

Data file : \\Terastation\share\GCdata\LC10.I\04072009.B\A-000070.D\A-000070
Lab Smp Id: MRL_1 09GCSV0057 20
Inj Date : 10-APR-2009 05:02
Operator : fhk Inst ID: LC10.i
Smp Info : MRL_1 09GCSV0057 20/5/20/20/20ng/ml;2
Misc Info : ;1; ; ; ;3;CAL.sub; ;0;1
Comment : SOP SAC-LC-0009
Method : \\Terastation\share\GCdata\LC10.I\04072009.B\8330AB.M\83302.m
Meth Date : 10-Apr-2009 05:48 tap Quant Type: AREA%
Cal Date : 27-SEP-2008 19:47 Cal File: A-000011.d
Als bottle: 92 Continuing Calibration Sample
Dil Factor: 1.00000
Integrator: Falcon+ Compound Sublist: CAL.sub
Target Version: 4.14
Processing Host: SACP307HPLC

RT	AREA	HEIGHT	HT/AREA	% HEIGHT		COMPOUNDS
8.893	88319	6408	0.073	29.61		5 Picric ACID
12.999	8044	426	0.053	1.96		
13.683	4361	361	0.083	1.66		
13.916	10892	593	0.054	2.73		
14.833	13956	728	0.052	3.35		
15.426	29024	1569	0.054	7.22		11 Nitroglycerin
16.166	9876	506	0.051	2.33		
17.053	8588	481	0.056	2.21		
17.689	41447	1707	0.041	7.86	$	1 3,4-Dinitrotoluene
19.866	12958	573	0.044	2.64		
20.546	11741	415	0.035	1.91		
24.219	13774	462	0.034	2.12		
25.249	293	59	0.201	0.27		
25.976	14148	395	0.028	1.82		
28.003	15171	432	0.028	1.99		
28.989	5605	266	0.047	1.22		
29.513	55290	1117	0.020	5.14		20 PETN
31.216	192855	4267	0.022	19.66		
33.259	459	89	0.194	0.41		
34.013	7953	278	0.035	1.28		
34.359	4632	227	0.049	1.04		
34.786	8097	213	0.026	0.98		
35.273	1402	130	0.093	0.59		
	558884	21702		100.000		

Total unknown % height = 50.17

See reintegration.
4/10/09

Data File: \\Terastation\share\GCdata\LC10.I\04072009.B\A-000070.D\A-000070.D
Date : 10-APR-2009 05:02
Client ID:
Sample Info: MRL_1 09GCSV0057 20/5/20/20/20ng/ml;2

Instrument: LC10.1
Operator: fhk
Column diameter: 4.60

Column phase: SYNERGI HYDRORP C18

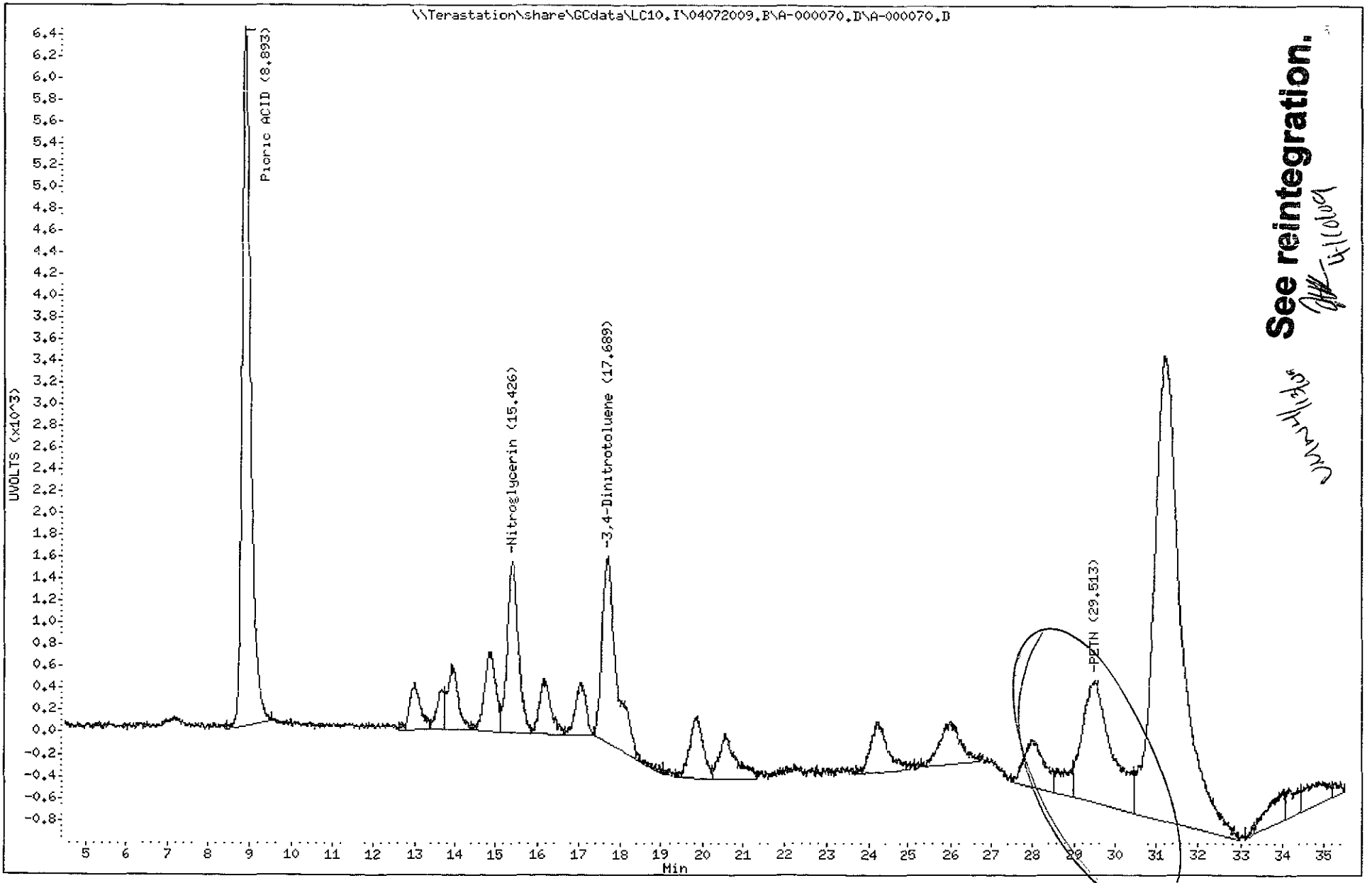

See reintegration.

3871

North Canton

TestAmerica West Sacramento
GC/LC INSTRUMENT LOG

Inst ID: LC9 Batch ID: 04102009
Method : Method 8330 Test : SOP SAC-LC-0009
ICAL Date: See Calibration Report

Date	Time	Operator	Sample ID	File ID	Vol or Wt	Extract Vol	Diln	Comments
10-APR-2009	15:57	fhk	Primer	C-000001	0 g	0 mL	1	
10-APR-2009	17:02	fhk	Primer	C-000002.	0 g	0 mL	1	
10-APR-2009	18:05	fhk	STD_5 09GCSV0052 .2K/.1/.1/.1/	C-000003	0 g	0 mL	1	
10-APR-2009	19:08	fhk	MRL_1 09GCSV0057 50/20/20/20/2	C-000004.	0 g	0 mL	1	
10-APR-2009	20:11	fhk	K9GXN1AA 9092289 G9D020000-289	C-000005.	1000 mL	20 mL	1	
10-APR-2009	21:14	fhk	K9C691AF 9092289 A9C310174-2 1	C-000006.	991.9 mL	20 mL	1	
10-APR-2009	22:17	fhk	K9C7F1AF 9092289 A9C310174-3 1	C-000007.	956.3 mL	20 mL	1	
10-APR-2009	23:20	fhk	K9C7J1AF 9092289 A9C310174-4 1	C-000008.	1003.52 mL	20 mL	1	
11-APR-2009	00:23	fhk	K9V0J1AA 9099341 G9D090000-341	C-000009.	10 g	80 mL	1	
11-APR-2009	01:27	fhk	K9Q2C1AA 9099341 G9D080171-1 1	C-000010.	10 g	80 mL	1	
11-APR-2009	02:30	fhk	K9Q2G1AA 9099341 G9D080171-2 1	C-000011.	10.02 g	80 mL	1	
11-APR-2009	03:34	fhk	STD_6 09GCSV0254 .5K/.2/.2/.2/	C-000012.	0 g	0 mL	1	
11-APR-2009	04:37	fhk	MRL_1 09GCSV0057 50/20/20/20/2	C-000013.	0 g	0 mL	1	
11-APR-2009	05:41	fhk	K9Q2J1AA 9099341 G9D080171-3 1	C-000014.	10.01 g	80 mL	1	
11-APR-2009	06:44	fhk	K9Q2L1AA 9099341 G9D080171-4 1	C-000015.	10.01 g	80 mL	1	
11-APR-2009	07:48	fhk	K9Q2M1AA 9099341 G9D080171-5 1	C-000016.	9.99 g	80 mL	1	
11-APR-2009	08:52	fhk	K9Q2P1AA 9099341 G9D080171-6 1	C-000017	10 g	80 mL	1	
11-APR-2009	09:56	fhk	K9Q2R1AA 9099341 G9D080171-7 1	C-000018.	10 01 g	80 mL	2	

TestAmerica West Sacramento

C-000003.D

Chromatography Summary

Method 8330 Target Analyte Results

Injection Date: 4/10/2009 18 05 Operator: fhk

DataFile: LC9.I\04102009 B\C-000003 D Vial Num: 2

Instrument ID: LC9

Sample : **STD_5 09GCSV0052 .2K/.1/.1/.1/.1ng/ml**

Method File: LC9 I\04102009 B\8330CNAB.M

Start Cal Date: 9/26/2008 15 03 End Cal Date: 9/27/2008 13:24

Dilution Factor	Extract Volume	Sample Volume	Sample Weight
1X	0 mL	0 mL	0 g

Matrix: NONE SubList: CAL sub SpikeList:

Samp. Info: STD_5 09GCSV0052 2K/.1/.1/ 1/ 1ng/ml,2

Misc. Info: ;5, , , ,3,CAL sub. ,0,1

	Signal 1 UV 250-265							Signal 2 UV 358-205								
Compound Name	RT	Response	PPB	Spike Level	%D	Result	Flag	RT	Response	PPB	Spike Level	%D	Result	Flag	Limits(%)	Flag
3,4-Dinitrotoluene	31.32	3716	84.5900<	100	-15%	Fails					100	-100%	Fails		(±15)	45
HMX	35 21	3928	88 5000<	100	-12%	Acceptable					100	-100%	Fails		(±15)	45
RDX	25 73	4229	93 8700<	100	-6%	Acceptable					100	-100%	Fails		(±15)	45
Picric ACID				200	-100%	Fails					200	-100%	Fails		(±15)	
1,3,5-Trinitrobenzene	21 99	6633	94.3600<	100	-6%	Acceptable					100	-100%	Fails		(±15)	45
1,3-Dinitrobenzene	19 65	8683	94 7500<	100	-5%	Acceptable					100	-100%	Fails		(±15)	45
TETRYL	40 90	8606	91.5900<	100	-8%	Acceptable					100	-100%	Fails		(±15)	45
Nitrobenzene	16 93	3961	94.7100<	100	-5%	Acceptable					100	-100%	Fails		(±15)	45
2,4,6-Trinitrotoluene	33 08	7284	108 6000<	100	9%	Acceptable					100	-100%	Fails		(±15)	45
4-AM-2,6-DNT	29 68	6849	92 1600<	100	-8%	Acceptable					100	-100%	Fails		(±15)	45
2-AM-4,6-DNT	29 35	7349	88 9600<	100	-11%	Acceptable					100	-100%	Fails		(±15)	45
2,6-Dinitrotoluene	27 41	4899	92.7300<	100	-7%	Acceptable					100	-100%	Fails		(±15)	45
2,4-Dinitrotoluene	26 57	7795	95 2900<	100	-5%	Acceptable					100	-100%	Fails		(±15)	45
2-Nitrotoluene	22 97	4798	186 2000<	200	-7%	Acceptable					200	-100%	Fails		(±15)	45
4-Nitrotoluene				200	-100%	Fails					200	-100%	Fails		(±15)	
3-Nitrotoluene	23 49	3051	92.7800<	100	-7%	Acceptable					100	-100%	Fails		(±15)	45
Nitroglycerin				100	-100%	Fails		38.80	5702	93 0300<	100	-7%	Acceptable		(±15)	45
PETN				100	-100%	Fails		49 20	10370	95.8000<	100	-4%	Acceptable		(±15)	45
3,5-Dinitroaniline	25 21	6638	92.2100<	100	-8%	Acceptable					100	-100%	Fails		(±15)	45
EGDN				100	-100%	Fails		18.16	4298	95.0800	100	-5%	Acceptable		(±15)	45

Notes M = Manually Integrated

D = Operator Disabled Result

O = Over Calibration Range

Signals Differ by More Than 40%

Signals Differ by More Than 50%

Printed: 4/11/2009 9:20 AM

TestAmerica West Sacramento

Method 8330

Data file : \\Terastation\share\GCdata\LC9.I\04102009.B\C-000003.D
Lab Smp Id: STD_5 09GCSV0052 .2
Inj Date : 10-APR-2009 18:05
Operator : fhk Inst ID: LC9.i
Smp Info : STD_5 09GCSV0052 .2K/.1/.1/.1/.1ng/ml;2
Misc Info : ;5; ; ; ;3;CAL.sub; ;0;1
Comment : SOP SAC-LC-0009
Method : \\Terastation\share\GCdata\LC9.I\04102009.B\8330CNAB.m
Meth Date : 10-Apr-2009 19:03 tap Quant Type: AREA%
Cal Date : 27-SEP-2008 13:24 Cal File: C-000003.d
Als bottle: 2 Continuing Calibration Sample
Dil Factor: 1.00000
Integrator: HP Genie Compound Sublist: CAL.sub
Target Version: 4.14
Processing Host: SACP307WW

RT	AREA	HEIGHT	HT/AREA	% HEIGHT		COMPOUNDS
16.934	588401	3961	0.007	4.43		10 Nitrobenzene
19.650	1284327	8683	0.007	9.83		7 1,3-Dinitrobenzene
21.988	1038524	6633	0.006	7.43		6 1,3,5-Trinitrobenze
22.968	694793	4798	0.007	5.37		17 2-Nitrotoluene
23.488	400437	3051	0.008	3.41		19 3-Nitrotoluene
25.208	868707	6638	0.008	7.43		8 3,5-Dinitroaniline
25.733	499404	4229	0.008	4.73		3 RDX
26.570	1059955	7795	0.007	8.73		16 2,4-Dinitrotoluene
27.410	687541	4899	0.007	5.48		15 2,6-Dinitrotoluene
29.350	868569	7349	0.008	8.23		14 2-AM-4,6-DNT
29.677	749922	6849	0.009	7.67		13 4-AM-2,6-DNT
31.317	513900	3716	0.007	4.16	$	1 3,4-Dinitrotoluene
33.077	967295	7284	0.008	8.16		12 2,4,6-Trinitrotolue
35.210	430810	3928	0.009	4.40		2 HMX
38.800	9225	54	0.006	0.06		
40.905	774420	8606	0.011	9.64		9 TETRYL
43.409	3792	21	0.006	0.02		
44.108	6199	66	0.011	0.07		
49.385	50461	497	0.010	0.55		
50.267	2966	50	0.017	0.05		
50.714	5784	55	0.010	0.06		
50.847	2788	47	0.017	0.05		
51.236	4014	40	0.010	0.04		
	11512234	89249		100.000		

Total unknown % height = 0.9000

Data File: \\Terastation\share\GCdata\LC9.I\04102009.B\C-000003.D
Date : 10-APR-2009 18:05
Client ID:
Sample Info: STD_5 09GCSV0052 .2K/.1/.1/.1/.1ng/ml:2

Instrument: LC9.i
Operator: fhk
Column diameter: 4.60

Column phase: Agilent ZorbaxCyano

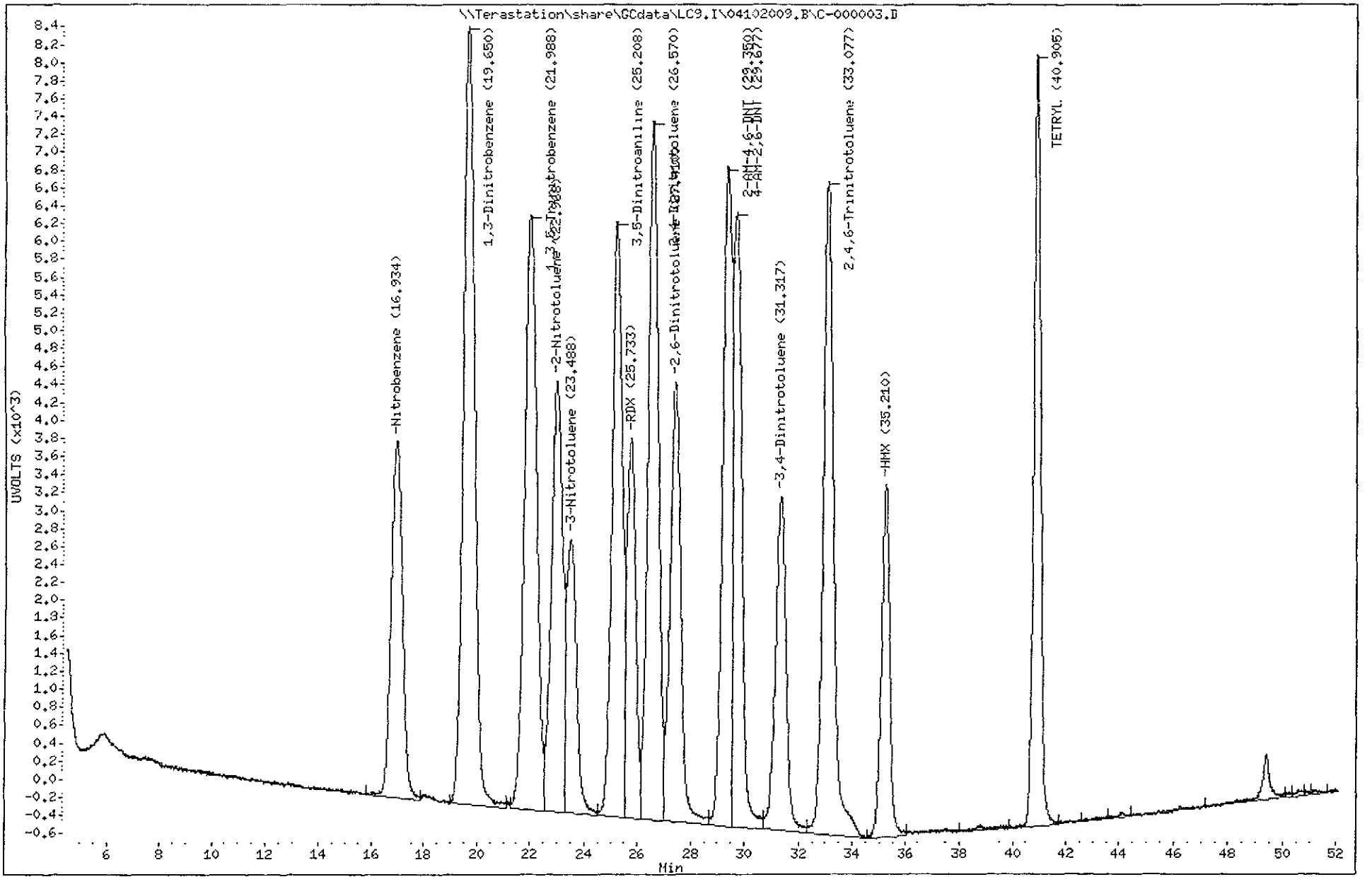

TestAmerica West Sacramento

Method 8330

Data file : \\Terastation\share\GCdata\LC9.I\04102009.B\C-000003.D\C-000003.
Lab Smp Id: STD_5 09GCSV0052 .2
Inj Date : 10-APR-2009 18:05
Operator : fhk Inst ID: LC9.i
Smp Info : STD_5 09GCSV0052 .2K/.1/.1/.1/.1ng/ml;2
Misc Info : ;5; ; ; ;3;CAL.sub; ;0;1
Comment : SOP SAC-LC-0009
Method : \\Terastation\share\GCdata\LC9.I\04102009.B\8330CNAB.M\8330CN2.m
Meth Date : 10-Apr-2009 19:03 tap Quant Type: AREA%
Cal Date : 27-SEP-2008 13:24 Cal File: C-000003.d
Als bottle: 2 Continuing Calibration Sample
Dil Factor: 1.00000
Integrator: HP Genie Compound Sublist: CAL.sub
Target Version: 4.14
Processing Host: SACP307WW

RT	AREA	HEIGHT	HT/AREA	% HEIGHT	COMPOUNDS
16.927	1006443	6858	0.007	16.07	
18.163	652120	4298	0.007	10.07	4 EGDN
19.644	681173	4175	0.006	9.78	
38.805	602963	5702	0.009	13.36	11 Nitroglycerin
40.906	841632	11269	0.013	26.42	
49.196	644015	10370	0.016	24.30	20 PETN
	4428347	42672		100.000	

Total unknown % height = 52.27

Data File: \\Terastation\share\GCdata\LC9.I\04102009.B\C-000003.D\C-000003.B

Date : 10-APR-2009 18:05

Client ID:

Instrument: LC9.1

Sample Info: STD_5 09GCSV0052 .2K/.1/.1/.1/.1mg/ml;2

Operator: fhk

Column phase: Agilent ZorbaxCyano

Column diameter: 4.60

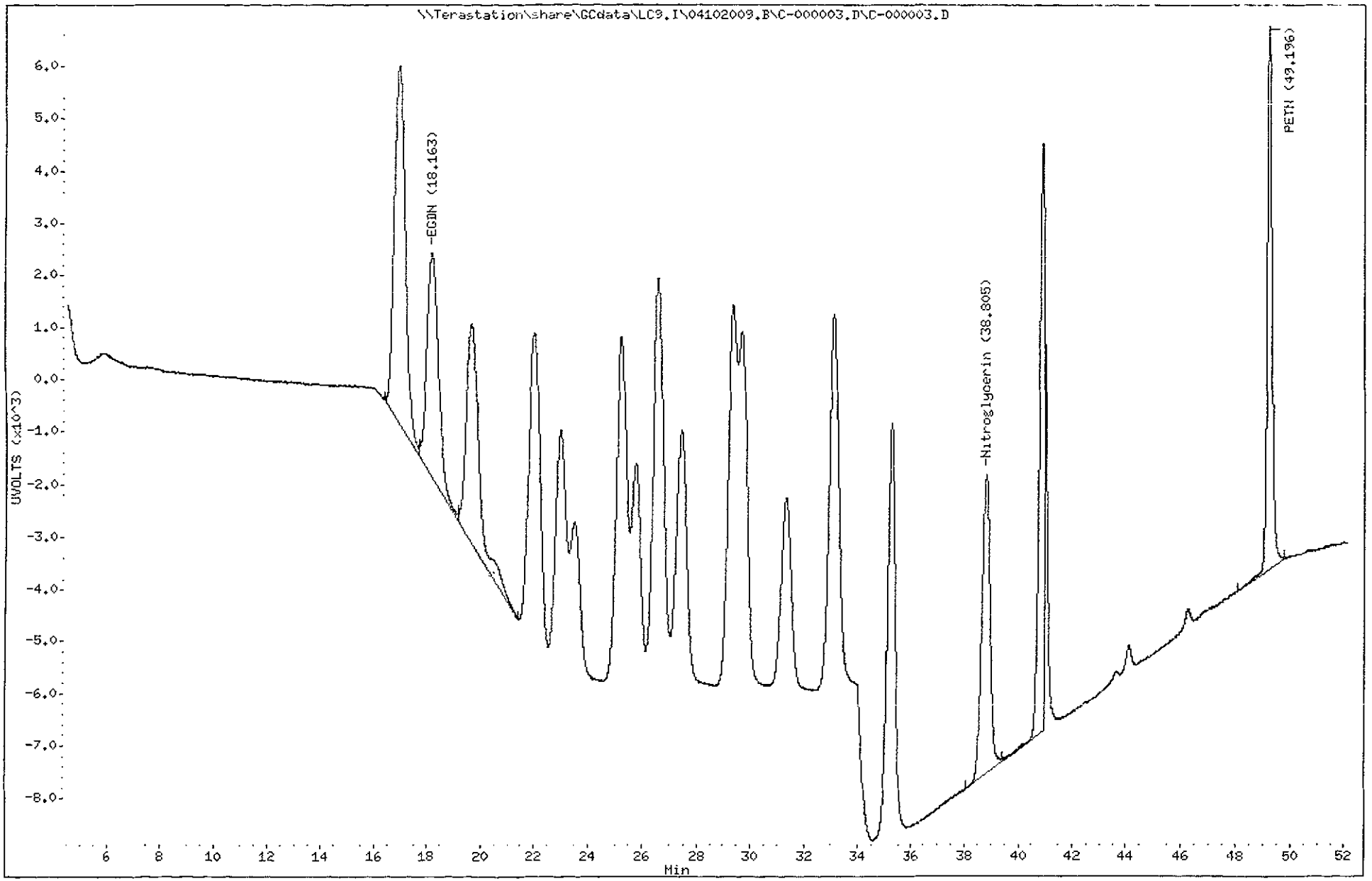

3877

North Canton

TestAmerica West Sacramento

C-000004.D

Chromatography Summary

Injection Date: 4/10/2009 19 08 **Operator:** fhk

DataFile: LC9.I\04102009 B\C-000004.D **Vial Num:** 5

Instrument ID: LC9

Method 8330 Target Analyte Results

MDL check 4/11/09

Sample : MRL_1 09GCSV0057 50/20/20/20/20ng/ml

Method File: LC9.I\04102009 B\8330CNAB.M

Start Cal Date: 9/26/2008 15 03 **End Cal Date:** 9/27/2008 13:24

Dilution Factor	Extract Volume	Sample Volume	Sample Weight
1X	0 mL	0 mL	0 g

Matrix: NONE **SubList:** CAL.sub **SpikeList:**

Samp. Info: MRL_1 09GCSV0057 50/20/20/20/20ng/ml,2

Misc. Info: ,1, ; , ,3,CAL sub, ,0;1

	Signal 1 UV 250-265							Signal 2 UV 358-205								
Compound Name	RT	Response	PPB	Spike Level	%D	Result	Flag	RT	Response	PPB	Spike Level	%D	Result	Flag	Limits(%)	Flag
3,4-Dinitrotoluene	31.33	761	17.3200<	20	246%	Fails	~3%				5	-100%	Fails		(±15)	45
HMX	35.19	245	5 5200<	5	10%	Acceptable					5	-100%	Fails		(±15)	45
RDX	25.72	219	4 8610<	5	-3%	Acceptable					5	-100%	Fails		(±15)	45
Picric ACID				10	-100%	Fails					10	-100%	Fails		(±15)	
1,3,5-Trinitrobenzene	21 98	333	4.7370<	5	-5%	Acceptable					5	-100%	Fails		(±15)	45
1,3-Dinitrobenzene	19 65	453	4 9430<	5	-1%	Acceptable					5	-100%	Fails		(±15)	45
TETRYL	40 89	451	4.8000<	5	-4%	Acceptable					5	-100%	Fails		(±15)	45
Nitrobenzene	16 89	197	4.7100<	5	-6%	Acceptable					5	-100%	Fails		(±15)	45
2,4,6-Trinitrotoluene	33 10	366	5.4590<	5	9%	Acceptable	M				5	-100%	Fails		(±15)	45
4-AM-2,6-DNT	29 67	338	4.5480<	5	-9%	Acceptable					5	-100%	Fails		(±15)	45
2-AM-4,6-DNT	29.34	366	4 4310<	5	-11%	Acceptable					5	-100%	Fails		(±15)	45
2,6-Dinitrotoluene	27 42	248	4 6940<	5	-6%	Acceptable					5	-100%	Fails		(±15)	45
2,4-Dinitrotoluene	26 58	412	5 0360<	5	1%	Acceptable					5	-100%	Fails		(±15)	45
2-Nitrotoluene	22.84	538	20.8800<	10	109%	Fails	high - not needed				10	-100%	Fails		(±15)	45
4-Nitrotoluene				10	-100%	Fails					10	-100%	Fails		(±15)	
3-Nitrotoluene	23 45	166	5 0480<	5	1%	Acceptable					5	-100%	Fails		(±15)	45
Nitroglycerin				5	-100%	Fails		38.80	1129	18.4200<	~~5~~ 20	268%	Fails	~5%	(±15)	45
PETN				5	-100%	Fails		49.18	2057	19.0000<	~~5~~ 20	280%	Fails	~5%	(±15)	45
3,5-Dinitroaniline	25 21	343	4.7650<	5	-5%	Acceptable					5	-100%	Fails		(±15)	45
EGDN				5	-100%	Fails		18.14	796	17.6100	5	252%	Fails		(±15)	45

Notes: M = Manually Integrated
D = Operator Disabled Result
O = Over Calibration Range

Signals Differ by More Than 40%
Signals Differ by More Than 50%

RE-INTEGRATION CODES

1 Poor Peak Shape
2 Poor Peak Resolution
3 Peak Not Integrated
4 Sample Matrix Interference
5 Column Bleed
6 Instrument Noise
7 Baseline Correction
8 Other (reason must be stated)

ALL RE-INTEGRATIONS MUST BE INITIALED, DATED AND CODED

FHK 4/11/09

Printed: 4/11/2009 11:00 AM

TestAmerica West Sacramento

Method 8330

Data file : \\Terastation\share\GCdata\LC9.I\04102009.B\C-000004.d
Lab Smp Id: MRL_1 09GCSV0057 50
Inj Date : 10-APR-2009 19:08
Operator : fhk Inst ID: LC9.i
Smp Info : MRL_1 09GCSV0057 50/20/20/20/20ng/ml;2
Misc Info : ;1; ; ; ;3;CAL.sub; ;0;1
Comment : SOP SAC-LC-0009
Method : \\Terastation\share\GCdata\LC9.I\04102009.B\8330CNAB.M
Meth Date : 11-Apr-2009 09:30 kenneyf Quant Type: AREA%
Cal Date : 27-SEP-2008 13:24 Cal File: C-000003.d
Als bottle: 5 Continuing Calibration Sample
Dil Factor: 1.00000
Integrator: HP Genie Compound Sublist: CAL.sub
Target Version: 4.14
Processing Host: SACP307FK

RT	AREA	HEIGHT	HT/AREA	% HEIGHT		COMPOUNDS
16.895	29075	197	0.007	3.39		10 Nitrobenzene
19.651	67987	453	0.007	7.80		7 1,3-Dinitrobenzene
21.977	52835	333	0.006	5.73		6 1,3,5-Trinitrobenze
22.843	80884	538	0.007	9.26		17 2-Nitrotoluene
23.454	21403	166	0.008	2.85		19 3-Nitrotoluene
25.212	45719	343	0.008	5.90		8 3,5-Dinitroaniline
25.722	26002	219	0.008	3.77		3 RDX
26.585	58602	412	0.007	7.09		16 2,4-Dinitrotoluene
27.421	34526	248	0.007	4.27		15 2,6-Dinitrotoluene
29.344	44617	366	0.008	6.30		14 2-AM-4,6-DNT
29.669	32751	338	0.010	5.82		13 4-AM-2,6-DNT
31.326	113661	761	0.007	13.22	$	1 3,4-Dinitrotoluene
33.103	42463	366	0.009	6.30		12 2,4,6-Trinitrotolue
35.188	32512	245	0.008	4.21		2 HMX
40.894	46037	451	0.010	7.76		9 TETRYL
42.726	4780	21	0.004	0.36		
44.076	9554	58	0.006	0.99		
44.703	2512	39	0.016	0.67		
45.527	4351	29	0.007	0.49		
46.259	5414	48	0.009	0.82		
46.941	2731	30	0.011	0.51		
47.839	5294	27	0.005	0.46		
48.587	5692	34	0.006	0.58		
49.967	13826	45	0.003	0.77		
50.915	8572	40	0.005	0.68		
	791800	5807		100.000		

Total unknown % height = 6.330

RE-INTEGRATION CODES

1 Poor Peak Shape
2 Poor Peak Resolution
3 Peak Not Integrated
4 Sample Matrix Interference
5 Column Bleed
6 Instrument Noise
7 Baseline Correction
8 Other (reason must be stated)

ALL RE-INTEGRATIONS MUST BE INITIALED, DATED AND CODED

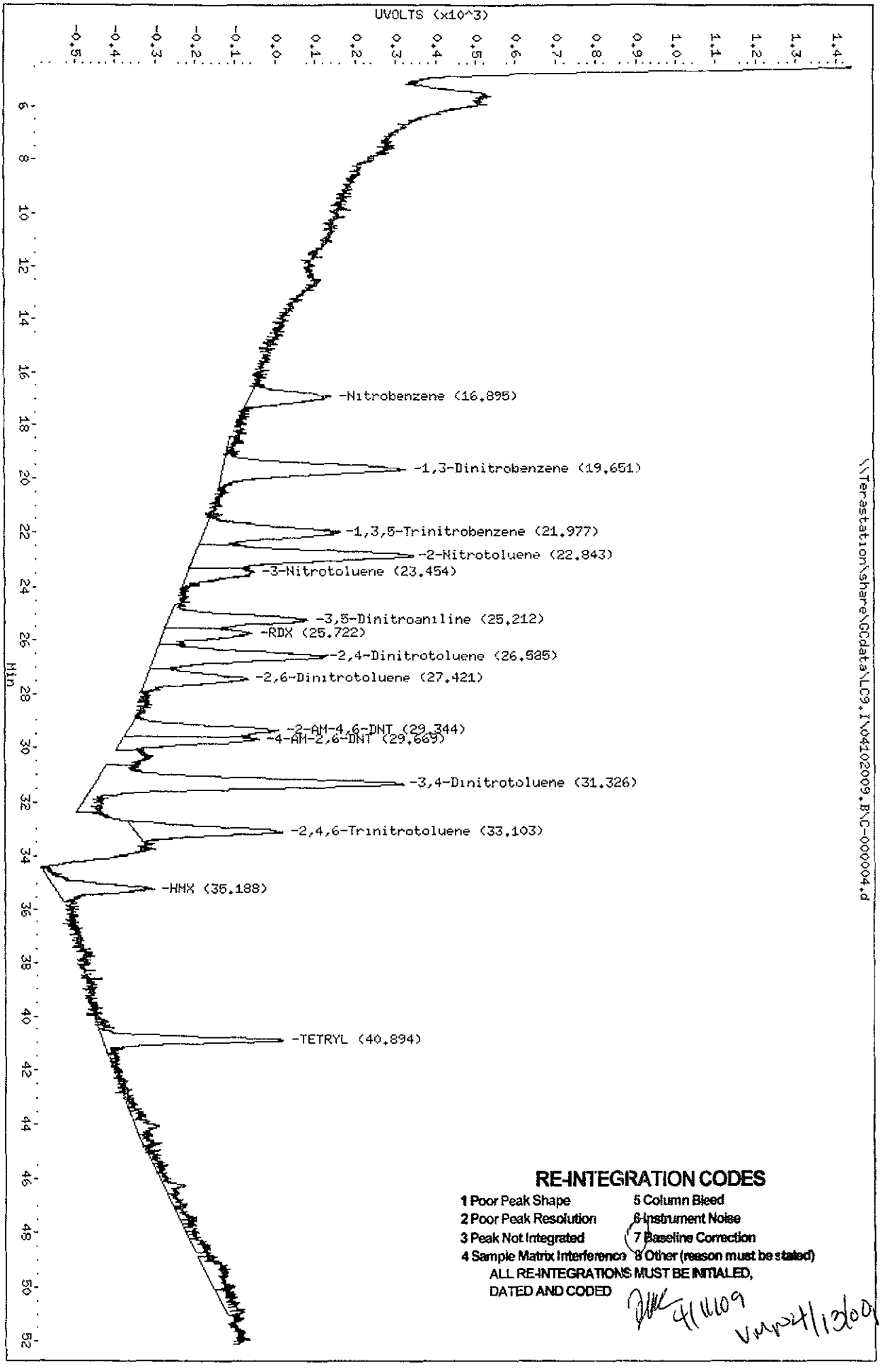
Data File: \\Terrastation\share\GCdata\LC9,i\04102009,B\C-000004.d
Date : 10-APR-2009 19:08
Client ID:
Sample Info: MRL_1 09GCSV0057 50/20/20/20/20/20ng/ml;2
Column phase: Agilent ZorbaxSBano
Instrument: LC9,i
Operator: fhk
Column diameter: 4.60
UVOLTS (x10^3)
Min
\\Terrastation\share\GCdata\LC9,i\04102009,B\C-000004.d
-Nitrobenzene (16.895)
-1,3-Dinitrobenzene (19.651)
-1,3,5-Trinitrobenzene (21.977)
-2-Nitrotoluene (22.843)
-3-Nitrotoluene (23.454)
-3,5-Dinitroaniline (25.212)
-RDX (25.722)
-2,4-Dinitrotoluene (26.585)
-2,6-Dinitrotoluene (27.421)
-2-AM-4,6-DNT (29.344)
-4-AM-2,6-DNT (29.669)
-3,4-Dinitrotoluene (31.326)
-2,4,6-Trinitrotoluene (33.103)
-HMX (35.188)
-TETRYL (40.894)
RE-INTEGRATION CODES
1 Poor Peak Shape
2 Poor Peak Resolution
3 Peak Not Integrated
4 Sample Matrix Interference
5 Column Bleed
6 Instrument Noise
7 Baseline Correction
8 Other (reason must be stated)
ALL RE-INTEGRATIONS MUST BE INITIALED, DATED AND CODED
4/11/09
4/13/09

TestAmerica West Sacramento

C-000004.D

Chromatography Summary

Injection Date: 4/10/2009 19 08 Operator: fhl

DataFile: I C9 I\04102009 B\C-000004.D Vial Num: 5

Instrument ID: I.C9

Method 8330 Target Analyte Results

Sample : **MRL_1 09GCSV0057 50/20/20/20/20ng/ml**

Method File: I.C9 I\04102009 B\8330CNAB M

Start Cal Date: 9/26/2008 15:03 End Cal Date: 9/27/2008 13.24

Dilution Factor	Extract Volume	Sample Volume	Sample Weight
1X	0 mL	0 mL	0 g

Matrix: NONE SubList: CAL sub SpikeList:

Samp. Info: MRL_1 09GCSV0057 50/20/20/20/20ng/ml,2

Misc. Info: ,1, , ; ;3,CAL.sub; ,0,1

	Signal 1 UV 250-265							Signal 2 UV 358-205								
Compound Name	RT	Response	PPB	Spike Level	%D	Result	Flag	RT	Response	PPB	Spike Level	%D	Result	Flag	Limits(%)	Flag
3,4-Dinitrotoluene	31.33	761	17.3200<	5	246%	Fails					5	-100%	Fails		(±15)	45
HMX	35 19	245	5 5200<	5	10%	Acceptable					5	-100%	Fails		(±15)	45
RDX	25.72	219	4.8610<	5	-3%	Acceptable					5	-100%	Fails		(±15)	45
Picric ACID				10	-100%	Fails					10	-100%	Fails		(±15)	
1,3,5-Trinitrobenzene	21.98	333	4 7370<	5	-5%	Acceptable					5	-100%	Fails		(±15)	45
1,3-Dinitrobenzene	19.65	453	4.9430<	5	-1%	Acceptable					5	-100%	Fails		(±15)	45
TETRYL	40 89	451	4 8000<	5	-4%	Acceptable					5	-100%	Fails		(±15)	45
Nitrobenzene	16 89	197	4 7100<	5	-6%	Acceptable					5	-100%	Fails		(±15)	45
2,4,6-Trinitrotoluene	33.08	525	7.8300<	5	57%	Fails					5	-100%	Fails		(±15)	45
4-AM-2,6-DNT	29 67	338	4 5480<	5	-9%	Acceptable					5	-100%	Fails		(±15)	45
2-AM-4,6-DNT	29 34	366	4 4310<	5	-11%	Acceptable					5	-100%	Fails		(±15)	45
2,6-Dinitrotoluene	27 42	248	4.6940<	5	-6%	Acceptable					5	-100%	Fails		(±15)	45
2,4-Dinitrotoluene	26 58	412	5.0360<	5	1%	Acceptable					5	-100%	Fails		(±15)	45
2-Nitrotoluene	22.84	538	20.8800<	10	109%	Fails					10	-100%	Fails		(±15)	45
4-Nitrotoluene				10	-100%	Fails					10	-100%	Fails		(±15)	
3-Nitrotoluene	23 45	166	5.0480<	5	1%	Acceptable					5	-100%	Fails		(±15)	45
Nitroglycerin				5	-100%	Fails		38.80	1129	18.4200<	5	268%	Fails		(±15)	45
PETN				5	-100%	Fails		49.18	2057	19.0000<	5	280%	Fails		(±15)	45
3,5-Dinitroaniline	25 21	343	4 7650<	5	-5%	Acceptable					5	-100%	Fails		(±15)	45
EGDN				5	-100%	Fails		18.14	796	17.6100	5	252%	Fails		(±15)	45

Notes M = Manually Integrated

D = Operator Disabled Result

O = Over Calibration Range

Signals Differ by More Than 40%

Signals Differ by More Than 50%

See reintegration.

4/11/09

Printed: 4/11/2009 9:20 AM

TestAmerica West Sacramento

Method 8330

Data file : \\Terastation\share\GCdata\LC9.I\04102009.B\C-000004.D
Lab Smp Id: MRL_1 09GCSV0057 50
Inj Date : 10-APR-2009 19:08
Operator : fhk Inst ID: LC9.i
Smp Info : MRL_1 09GCSV0057 50/20/20/20/20ng/ml;2
Misc Info : ;1; ; ; ;3;CAL.sub; ;0;1
Comment : SOP SAC-LC-0009
Method : \\Terastation\share\GCdata\LC9.I\04102009.B\8330CNAB.m
Meth Date : 10-Apr-2009 20:06 tap Quant Type: AREA%
Cal Date : 27-SEP-2008 13:24 Cal File: C-000003.d
Als bottle: 5 Continuing Calibration Sample
Dil Factor: 1.00000
Integrator: HP Genie Compound Sublist: CAL.sub
Target Version: 4.14
Processing Host: SACP307WW

RT	AREA	HEIGHT	HT/AREA	% HEIGHT		COMPOUNDS
16.895	29075	197	0.007	3.16	10	Nitrobenzene
19.651	67987	453	0.007	7.28	7	1,3-Dinitrobenzene
21.977	52835	333	0.006	5.35	6	1,3,5-Trinitrobenze
22.843	80884	538	0.007	8.65	17	2-Nitrotoluene
23.454	21403	166	0.008	2.67	19	3-Nitrotoluene
25.212	45719	343	0.008	5.51	8	3,5-Dinitroaniline
25.722	26002	219	0.008	3.52	3	RDX
26.585	58602	412	0.007	6.62	16	2,4-Dinitrotoluene
27.421	34526	248	0.007	3.99	15	2,6-Dinitrotoluene
29.344	44617	366	0.008	5.88	14	2-AM-4,6-DNT
29.669	32751	338	0.010	5.43	13	4-AM-2,6-DNT
31.326	113661	761	0.007	12.39	$ 1	3,4-Dinitrotoluene
33.082	92440	525	0.006	8.44	12	2,4,6-Trinitrotolue
33.740	42581	249	0.006	4.00		
35.188	32512	245	0.008	3.94	2	HMX
40.894	46037	451	0.010	7.25	9	TETRYL
42.726	4780	21	0.004	0.33		
44.076	9554	58	0.006	0.93		
44.703	2512	39	0.016	0.62		
45.527	4351	29	0.007	0.46		
46.259	5414	48	0.009	0.77		
46.941	2731	30	0.011	0.48		
47.839	5294	27	0.005	0.43		
48.587	5692	34	0.006	0.54		
49.967	13826	45	0.003	0.72		
50.915	8572	40	0.005	0.64		
	884358	6215		100.000		

Total unknown % height = 9.920

See reintegration.

Data File: \\Terastation\share\GCdata\LC9.I\04102009.B\C-000004.D
Date : 10-APR-2009 19:08
Client ID:
Sample Info: MRL_1 09GCSV0057 50/20/20/20/20ng/ml;2

Instrument: LC9.1
Operator: fhk
Column diameter: 4.60

Column phase: Agilent ZorbaxCyano

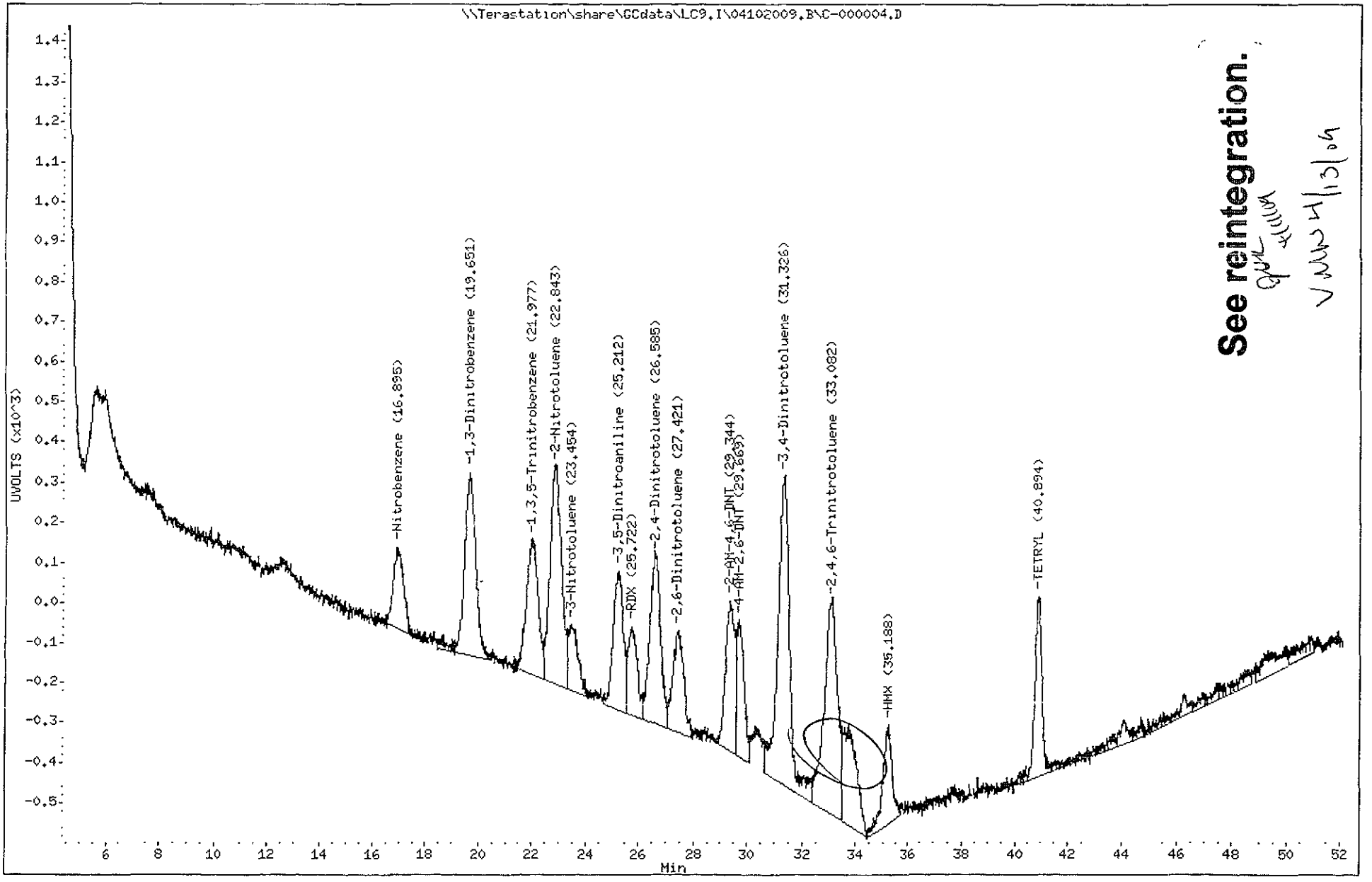

See reintegration.

3883

North Canton

TestAmerica West Sacramento

Method 8330

Data file : \\Terastation\share\GCdata\LC9.I\04102009.B\C-000004.D\C-000004.
Lab Smp Id: MRL_1 09GCSV0057 50
Inj Date : 10-APR-2009 19:08
Operator : fhk Inst ID: LC9.i
Smp Info : MRL_1 09GCSV0057 50/20/20/20/20ng/ml;2
Misc Info : ;1; ; ; ;3;CAL.sub; ;0;1
Comment : SOP SAC-LC-0009
Method : \\Terastation\share\GCdata\LC9.I\04102009.B\8330CNAB.M\8330CN2.m
Meth Date : 10-Apr-2009 20:06 tap Quant Type: AREA%
Cal Date : 27-SEP-2008 13:24 Cal File: C-000003.d
Als bottle: 5 Continuing Calibration Sample
Dil Factor: 1.00000
Integrator: HP Genie Compound Sublist: CAL.sub
Target Version: 4.14
Processing Host: SACP307WW

RT	AREA	HEIGHT	HT/AREA	% HEIGHT	COMPOUNDS
18.144	65648	796	0.012	17.65	4 EGDN
38.795	124285	1129	0.009	25.04	11 Nitroglycerin
40.900	32910	526	0.016	11.66	
49.182	122352	2057	0.017	45.65	20 PETN
	345195	4508		100.000	

Total unknown % height = 11.66

Data File: \\Terastation\share\GCdata\LC9.I\04102009.B\C-000004.D\C-000004.D
Date : 10-APR-2009 19:08
Client ID:
Sample Info: MRL_1 09GCSV0057 50/20/20/20/20ng/ml:2

Column phase: Agilent ZorbaxCyano

Instrument: LC9.i

Operator: fhk
Column diameter: 4.60

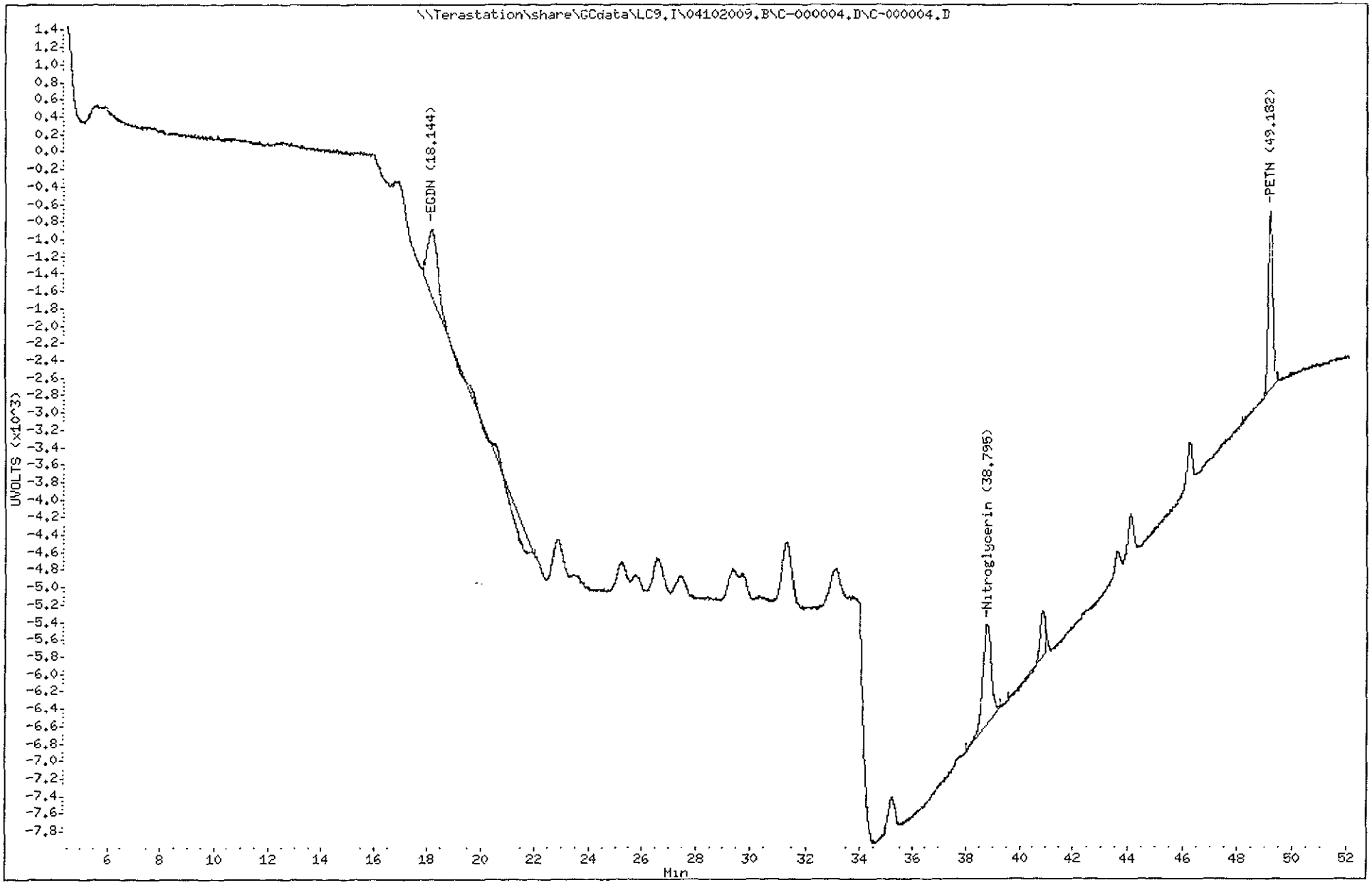

3885

North Canton

TestAmerica West Sacramento

C-000005.D

Chromatography Summary

Method 8330 Target Analyte Results

Injection Date: 4/10/2009 20:11 **Operator:** fhk
DataFile: LC9 I\04102009 B\C-000005 D **Vial Num:** 11
Instrument ID: LC9

Sample : **K9GXN1AA 9092289 G9D020000-289 B 1X**

Method File: LC9 I\04102009 B\8330CNAB.M
Start Cal Date: 9/26/2008 15 03 **End Cal Date:** 9/27/2008 13 24

Dilution Factor	Extract Volume	Sample Volume	Sample Weight
1X	20 mL	1000 mL	0 g

Matrix: WATER **SubList:** WATER sub **SpikeList:**
Samp. Info: K9GXN1AA 9092289 G9D020000-289 B 1X,0,
Misc. Info: ,,1000.;20,1;WATER sub,,0,1,K9GXN1AA

	Signal 1 UV 250-265					Signal 2 UV 358-205							
Compound Name	**RT**	**Diff**	**Response**	**Conc (ug/L)**	**Flag**	**RT**	**Diff**	**Response**	**Conc (ug/L)**	**Flag**	**MDL**	**RL**	**Flag**
3,4-Dinitrotoluene	**31.37**	**0.041**	**4753**	**2.1640<**							**0.0000**	**0.00**	**45**
HMX	35.18	-0 006	71	0 0320<							0 0270	0.10	45
RDX											0 0650	0 10	
Picric ACID											0 1250	1.00	
,3.5-Trinitrobenzene											0 0310	0 10	
1,3-Dinitrobenzene											0.0500	0 10	
TETRYL											0 0500	0 10	
Nitrobenzene											0.0500	0 10	
2,4,6-Trinitrotoluene	33.02	-0 063	201	0.0600<							0.0240	0 10	45
4-AM-2.6-DNT											0 0220	0 10	
2-AM-4.6-DNT											0 1000	0 20	
2,6-Dinitrotoluene											0 0500	0 10	
2,4-Dinitrotoluene											0 0500	0.10	
2-Nitrotoluene											0 0720	0.50	
4-Nitrotoluene											0 0720	0.50	
3-Nitrotoluene											0.0620	0 50	
Nitroglycerin											0 3300	0.65	
PETN											0 3000	0.65	
3,5-Dinitroaniline											0 0250	1 00	

Surrogates:	**Spiked**	**Recovered**	**%Rec**	**Spiked**	**Recovered**	**%Rec**	**Limits**
3,4-Dinitrotoluene	**2.5000**	**2.1640**	**87**	**2.5000**		**0**	**(48-143)**

Notes
M = Manually Integrated
D = Operator Disabled Result
O = Over Calibration Range

Signals Differ by More Than 40%
Signals Differ by More Than 50%

Printed: 4/11/2009 9:21 AM

TestAmerica West Sacramento

Method 8330

Data file : \\Terastation\share\GCdata\LC9.I\04102009.B\C-000005.D
Lab Smp Id: K9GXN1AA 9092289 G9
Inj Date : 10-APR-2009 20:11
Operator : fhk Inst ID: LC9.i
Smp Info : K9GXN1AA 9092289 G9D020000-289 B 1X;0;
Misc Info : ;;1000;;20;1;WATER.sub;;0;1;K9GXN1AA
Comment : SOP SAC-LC-0009
Method : \\Terastation\share\GCdata\LC9.I\04102009.B\8330CNAB.m
Meth Date : 10-Apr-2009 20:06 tap Quant Type: AREA%
Cal Date : 27-SEP-2008 13:24 Cal File: C-000003.d
Als bottle: 11
Dil Factor: 1.00000
Integrator: HP Genie Compound Sublist: WATER.sub
Target Version: 4.14
Processing Host: SACP307WW

Concentration Formula: Amt * DF * Uf*Vt / Vo * CpndVariable

Name	Value	Description
DF	1.000	Dilution Factor
Uf	1.000	ng unit correction factor
Vt	20.000	Volume of final extract (mL)
Vo	1000.000	Volume of sample extracted (mL)
Cpnd Variable		Local Compound Variable

RT	AREA	HEIGHT	HT/AREA	% HEIGHT	COMPOUNDS
15.608	6349	66	0.010	0.81	
16.431	14400	104	0.007	1.27	
20.348	13078	91	0.007	1.11	
21.364	56230	359	0.006	4.40	
21.677	64865	349	0.005	4.28	
30.378	29431	166	0.006	2.03	
31.368	625616	4753	0.008	58.55	$ 1 3,4-Dinitrotoluene
33.019	34858	201	0.006	2.46	12 2,4,6-Trinitrotolue
33.185	9441	205	0.022	2.51	
33.681	57227	243	0.004	2.98	
35.182	13665	71	0.005	0.87	2 HMX
35.518	2645	55	0.021	0.67	
35.985	6226	52	0.008	0.63	
36.177	3648	51	0.014	0.62	
36.976	5278	38	0.007	0.46	
37.404	7425	61	0.008	0.74	
40.359	3567	46	0.013	0.56	
40.830	4761	49	0.010	0.60	
42.712	6367	25	0.004	0.30	
43.189	9856	131	0.013	1.60	
43.629	7487	91	0.012	1.11	
44.099	20697	255	0.012	3.13	
44.707	17942	239	0.013	2.93	
45.549	2804	23	0.008	0.28	

RT	AREA	HEIGHT	HT/AREA	% HEIGHT	COMPOUNDS
46.304	5892	52	0.009	0.63	
46.849	5216	48	0.009	0.58	
47.481	3927	53	0.013	0.65	
50.145	10301	25	0.002	0.30	
51.173	7586	82	0.011	1.00	
51.768	15181	158	0.010	1.94	
	1071966	8142		100.000	

Total unknown % height = 38.12

Data File: \\Terastation\share\GCdata\LC9.I\04102009.B\C-000005.D
Date : 10-APR-2009 20:11
Client ID:
Sample Info: K9GXN1AA 9092289 G9D020000-289 B 1X;0;
Volume Injected (uL): 500.0
Column phase: Agilent ZorbaxCyano

Instrument: LC9.1
Operator: fhk
Column diameter: 4.60

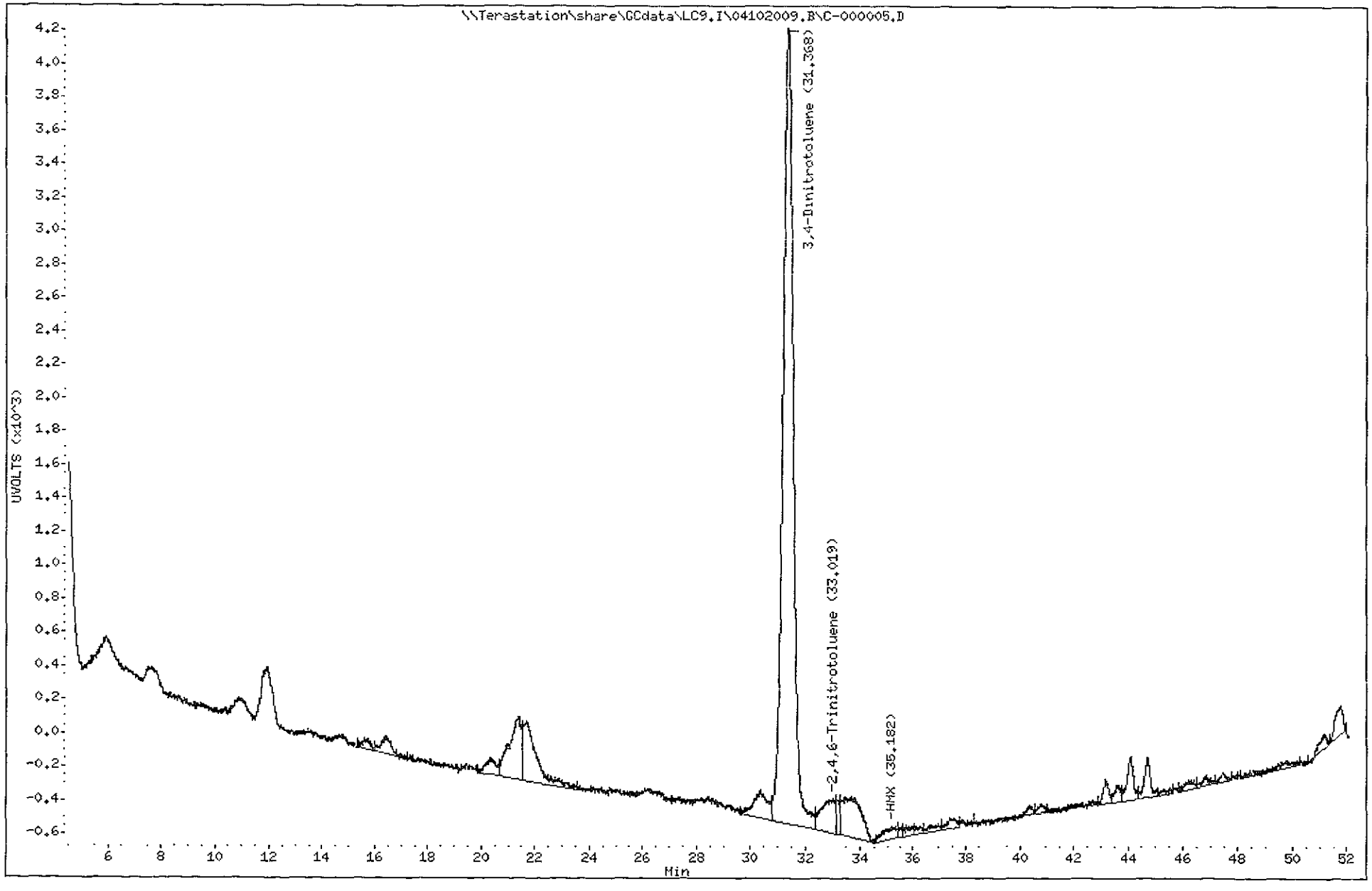

TestAmerica West Sacramento

Method 8330

Data file : \\Terastation\share\GCdata\LC9.I\04102009.B\C-000005.D\C-000005.
Lab Smp Id: K9GXN1AA 9092289 G9
Inj Date : 10-APR-2009 20:11
Operator : fhk Inst ID: LC9.i
Smp Info : K9GXN1AA 9092289 G9D020000-289 B 1X;0;
Misc Info : ;;1000;;20;1;WATER.sub;;0;1;K9GXN1AA
Comment : SOP SAC-LC-0009
Method : \\Terastation\share\GCdata\LC9.I\04102009.B\8330CNAB.M\8330CN2.m
Meth Date : 10-Apr-2009 20:06 tap Quant Type: AREA%
Cal Date : 27-SEP-2008 13:24 Cal File: C-000003.d
Als bottle: 11
Dil Factor: 1.00000
Integrator: HP Genie Compound Sublist: WATER.sub
Target Version: 4.14
Processing Host: SACP307WW

Concentration Formula: Amt * DF * Uf*Vt / Vo * CpndVariable

Name	Value	Description
DF	1.000	Dilution Factor
Uf	1.000	ng unit correction factor
Vt	20.000	Volume of final extract (mL)
Vo	1000.000	Volume of sample extracted (mL)
Cpnd Variable		Local Compound Variable

RT	AREA	HEIGHT	HT/AREA	% HEIGHT	COMPOUNDS
16.383	342836	875	0.003	34.51	
40.373	98988	966	0.010	38.12	
49.843	86079	694	0.008	27.37	
	527904	2535		100.000	

Total unknown % height = 100.0

Data File: \\Terastation\share\GCdata\LC9.I\04102009.B\C-000005.D\C-000005.D
Date : 10-APR-2009 20:11
Client ID:
Sample Info: K9GXN1AA 9092289 C9D020000-289 B 1X;0;
Volume Injected (uL): 500.0
Column phase: Agilent ZorbaxCyano

Instrument: LC9.1
Operator: fhk
Column diameter: 4.60

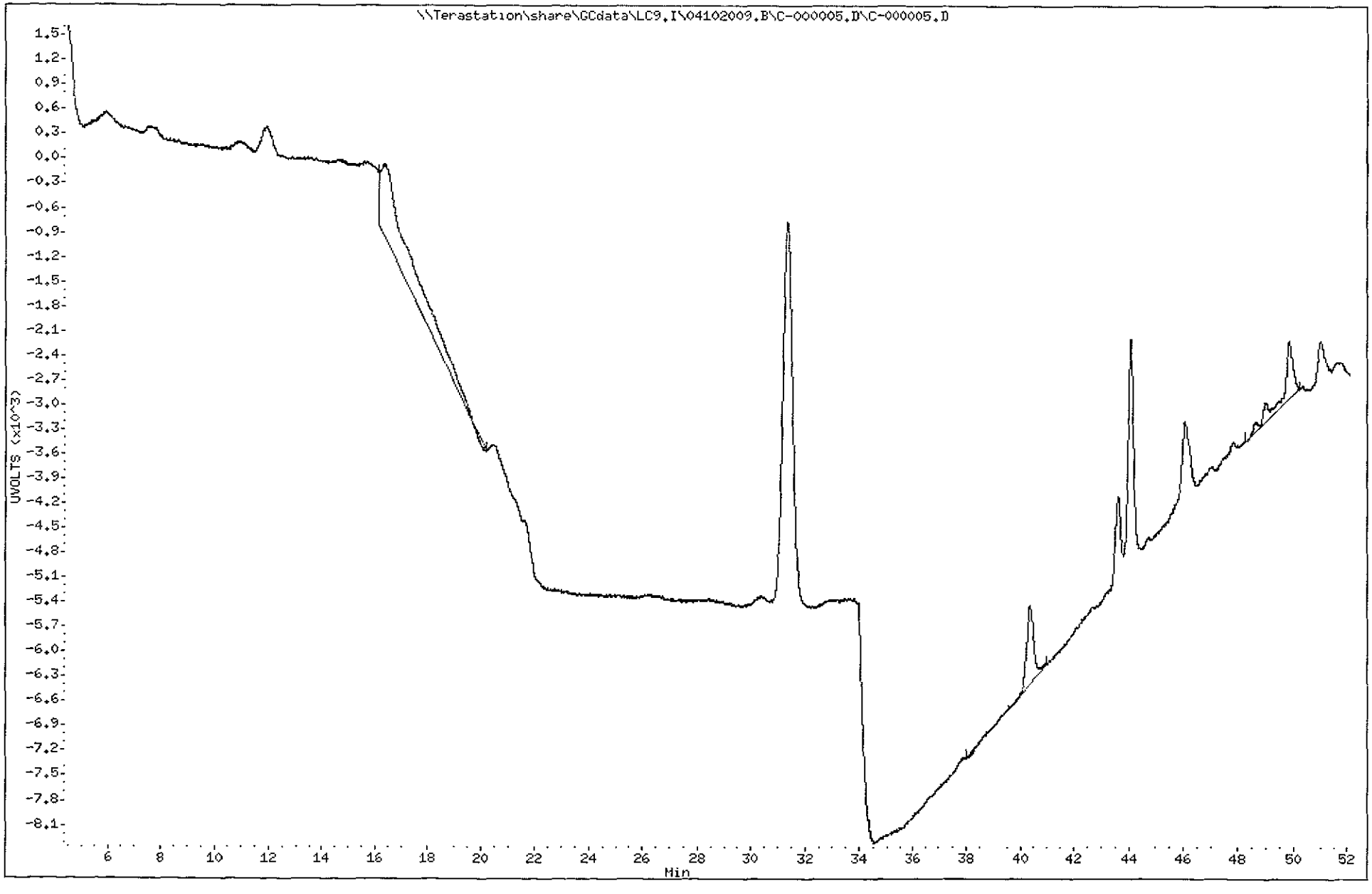

3891
North Canton

Test America West Sacramento

C-000006.D

Chromatography Summary

Injection Date: 4/10/2009 21 14 **Operator:** fnk

DataFile: LC9 I\04102009 B\C-000006.D **Vial Num:** 12

Method 8330 Target Analyte Results

Instrument ID: LC9

Sample : **K9C691AF 9092289 A9C310174-2 1X**

Method File: LC9 I\04102009 B\8330CNAB M

Start Cal Date: 9/26/2008 15 03 **End Cal Date:** 9/27/2008 13 24

Dilution Factor	Extract Volume	Sample Volume	Sample Weight
1X	20 mL	991.9 mL	0 g

Matrix: WATER **SubList:** WATER.sub **SpikeList:**

Samp. Info: K9C691AF 9092289 A9C310174-2 1X,0,

Misc Info: ;;991.90;.20;1,WATER sub;,0,1,K9C691AF

	Signal 1 UV 250-265					Signal 2 UV 358-205							
Compound Name	**RT**	**Diff**	**Response**	**Conc (ug/L)**	**Flag**	**RT**	**Diff**	**Response**	**Conc (ug/L)**	**Flag**	**MDL**	**RL**	**Flag**
3,4-Dinitrotoluene	**31.36**	**0.034**	**5172**	**2.3740<**							**0.0000**	**0.00**	**45**
HMX	**35.24**	**0.049**	**347**	**0.1576<**							**0.0272**	**0.10**	**45**
RDX	**25.64**	**-0.086**	**935**	**0.4185<**							**0.0655**	**0.10**	**45**
Picric ACID											0 1260	1.02	
1,3,5-Trinitrobenzene											0 0313	0.10	
1,3-Dinitrobenzene	**19.52**	**-0.131**	**463**	**0.1019<**							**0.0504**	**0.10**	**45**
TETRYL											0.0504	0.10	
Nitrobenzene											0 0504	0.10	
2,4,6-Trinitrotoluene											0 0242	0.10	
4-AM-2,6-DNT	29 58	-0 091	327	0 0887<							0 0222	0.10	45
2-AM-4,6-DNT											0 1008	0 20	
2,6-Dinitrotoluene											0 0504	0.10	
2,4-Dinitrotoluene											0 0504	0 10	
2-Nitrotoluene	**22.94**	**0.097**	**1293**	**1.0120<**							**0.0726**	**0.51**	**45**
4-Nitrotoluene											0.0726	0 51	
3-Nitrotoluene											0 0625	0 51	
Nitroglycerin						38.66	-0 115	1903	0.6260<		0 3327	0 66	45
PETN											0 3025	0 66	
3,5-Dinitroaniline											0 0252	1 02	

Not continued ND

Surrogates:	**Spiked**	**Recovered**	**%Rec**	**Spiked**	**Recovered**	**%Rec**	**Limits**
3,4-Dinitrotoluene	**2.5204**	**2.3740**	**94**	**2.5204**		**0**	**(48-143)**

Notes M = Manually Integrated

D = Operator Disabled Result

O = Over Calibration Range

Signals Differ by More Than 40%

Signals Differ by More Than 50%

Printed: 4/11/2009 9:28 AM

TestAmerica West Sacramento

Method 8330

Data file : \\Terastation\share\GCdata\LC9.I\04102009.B\C-000006.D
Lab Smp Id: K9C691AF 9092289 A9
Inj Date : 10-APR-2009 21:14
Operator : fhk Inst ID: LC9.i
Smp Info : K9C691AF 9092289 A9C310174-2 1X;0;
Misc Info : ;;991.90;;20;1;WATER.sub;;0;1;K9C691AF
Comment : SOP SAC-LC-0009
Method : \\Terastation\share\GCdata\LC9.I\04102009.B\8330CNAB.m
Meth Date : 10-Apr-2009 20:06 tap Quant Type: AREA%
Cal Date : 27-SEP-2008 13:24 Cal File: C-000003.d
Als bottle: 12
Dil Factor: 1.00000
Integrator: HP Genie Compound Sublist: WATER.sub
Target Version: 4.14
Processing Host: SACP307WW

Concentration Formula: Amt * DF * Uf*Vt / Vo * CpndVariable

Name	Value	Description
DF	1.000	Dilution Factor
Uf	1.000	ng unit correction factor
Vt	20.000	Volume of final extract (mL)
Vo	991.900	Volume of sample extracted (mL)
Cpnd Variable		Local Compound Variable

RT	AREA	HEIGHT	HT/AREA	% HEIGHT			COMPOUNDS
15.236	232541	1638	0.007	3.14			
17.128	38865	283	0.007	0.54			
18.032	107380	940	0.009	1.80			
19.520	56823	463	0.008	0.88		7	1,3-Dinitrobenzene
21.096	124817	827	0.007	1.58			
22.243	142399	791	0.006	1.51			
22.941	233605	1293	0.006	2.48		17	2-Nitrotoluene
25.636	163469	935	0.006	1.79		3	RDX
26.223	136124	926	0.007	1.77			
29.577	44100	327	0.007	0.62		13	4-AM-2,6-DNT
30.307	76382	427	0.006	0.81			
31.361	736016	5172	0.007	9.92	$	1	3,4-Dinitrotoluene
32.526	249724	1110	0.004	2.13			
33.533	429116	2120	0.005	4.06			
35.237	83108	347	0.004	0.66		2	HMX
36.306	965566	3312	0.003	6.35			
37.407	141696	944	0.007	1.81			
38.073	76587	562	0.007	1.07			
38.619	65899	501	0.008	0.96			
39.672	288566	887	0.003	1.70			
40.495	111169	656	0.006	1.25			
41.150	76783	646	0.008	1.24			
41.934	167535	1198	0.007	2.29			
42.374	484779	5291	0.011	10.15			

RT	AREA	HEIGHT	HT/AREA	% HEIGHT	COMPOUNDS
43.186	840548	9603	0.011	18.63	
44.085	311867	2702	0.009	5.18	
44.700	324100	3985	0.012	7.65	
45.640	98183	661	0.007	1.26	
46.267	48899	514	0.011	0.98	
46.709	148521	1991	0.013	3.82	
47.383	29257	313	0.011	0.60	
47.990	61690	333	0.005	0.63	
49.221	9430	115	0.012	0.22	
51.163	9166	101	0.011	0.19	
51.768	34536	175	0.005	0.33	
	7149243	52089		100.000	

Total unknown % height = 83.65

Data File: \\Terastation\share\GCdata\LC9.I\04102009.B\C-000006.D
Date : 10-APR-2009 21:14
Client ID:
Sample Info: K9C691AF 9092289 A9C310174-2 1X;0;
Volume Injected (uL): 500.0
Column phase: Agilent ZorbaxCyano

Instrument: LC9.i
Operator: fhk
Column diameter: 4.60

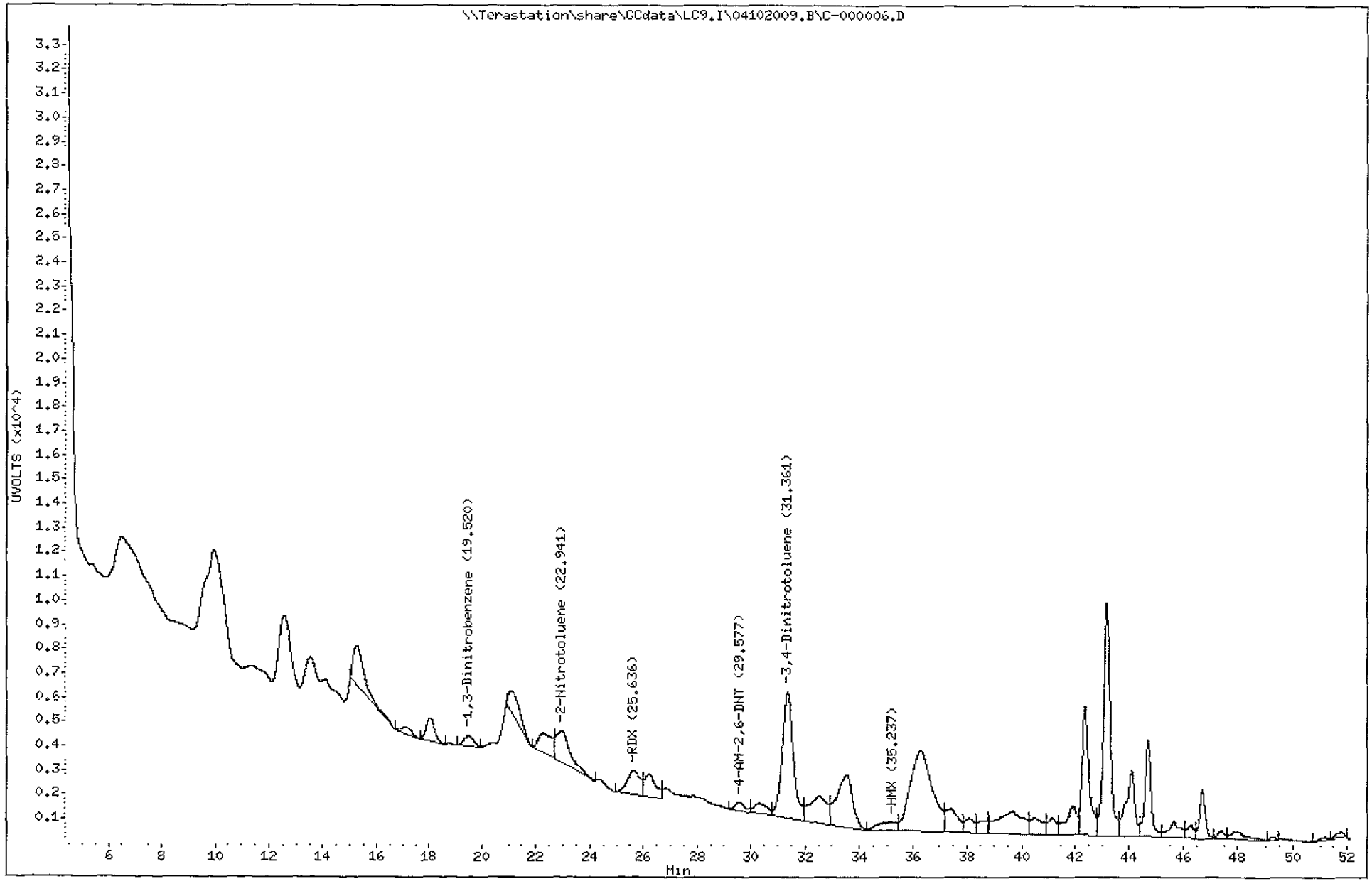

3895

North Canton

TestAmerica West Sacramento

Method 8330

Data file : \\Terastation\share\GCdata\LC9.I\04102009.B\C-000006.D\C-000006.
Lab Smp Id: K9C691AF 9092289 A9
Inj Date : 10-APR-2009 21:14
Operator : fhk Inst ID: LC9.i
Smp Info : K9C691AF 9092289 A9C310174-2 1X;0;
Misc Info : ;;991.90;;20;1;WATER.sub;;0;1;K9C691AF
Comment : SOP SAC-LC-0009
Method : \\Terastation\share\GCdata\LC9.I\04102009.B\8330CNAB.M\8330CN2.m
Meth Date : 10-Apr-2009 20:06 tap Quant Type: AREA%
Cal Date : 27-SEP-2008 13:24 Cal File: C-000003.d
Als bottle: 12
Dil Factor: 1.00000
Integrator: HP Genie Compound Sublist: WATER.sub
Target Version: 4.14
Processing Host: SACP307WW

Concentration Formula: Amt * DF * Uf*Vt / Vo * CpndVariable

Name	Value	Description
DF	1.000	Dilution Factor
Uf	1.000	ng unit correction factor
Vt	20.000	Volume of final extract (mL)
Vo	991.900	Volume of sample extracted (mL)
Cpnd Variable		Local Compound Variable

RT	AREA	HEIGHT	HT/AREA	% HEIGHT	COMPOUNDS
15.236	314613	1784	0.006	5.88	
16.725	2288985	9091	0.004	29.97	
19.183	570601	4156	0.007	13.70	
20.543	1975925	10782	0.005	35.59	
38.661	133582	1903	0.014	6.27	11 Nitroglycerin
40.674	241113	1575	0.007	5.19	
49.212	133290	1033	0.008	3.40	
	5658109	30324		100.000	

Total unknown % height = 93.73

Data File: \\Terastation\share\GCdata\LC9.I\04102009.B\C-000006.D\C-000006.D
Date : 10-APR-2009 21:14
Client ID:
Sample Info: K9C691AF 9092289 A9C310174-2 1X;0;
Volume Injected (uL): 500.0
Column phase: Agilent ZorbaxCyano

Instrument: LC9.1
Operator: fhk
Column diameter: 4.60

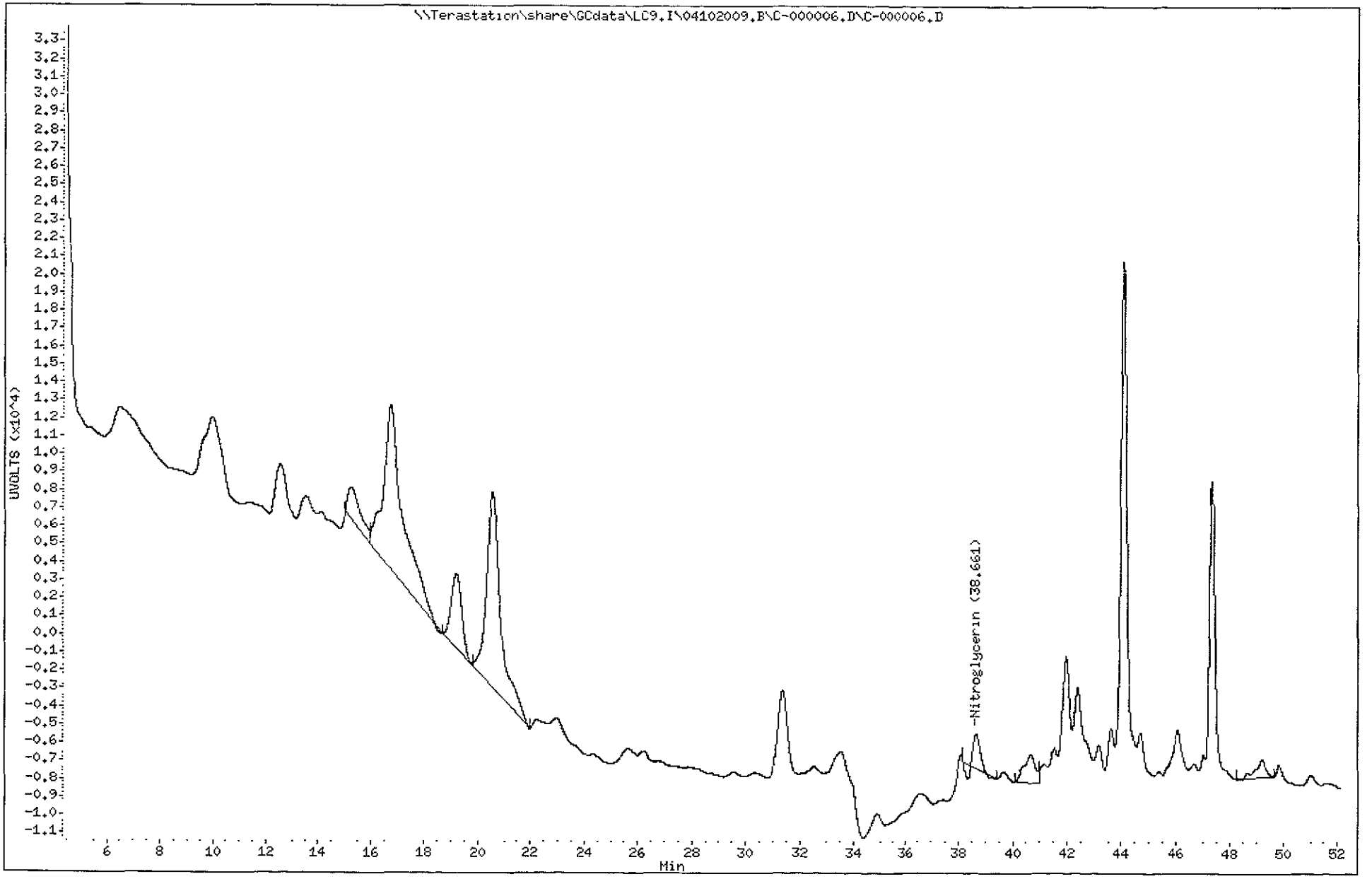

3897
North Canton

TestAmerica West Sacramento

C-000007.D

Chromatography Summary

Injection Date: 4/10/2009 22:17 **Operator:** ftk

DataFile: LC9.I\04102009.B\C-000007 D **Vial Num:** 13

Instrument ID: LC9

Method 8330 Target Analyte Results

Sample : **K9C7F1AF 9092289 A9C310174-3 1X**

Method File: LC9.I\04102009.B\8330CNAB M

Start Cal Date: 9/26/2008 15 03 **End Cal Date:** 9/27/2008 13 24

Dilution Factor	Extract Volume	Sample Volume	Sample Weight
1X	20 mL	956.3 mL	0 g

Matrix: WATER **SubList:** WATER.sub **SpikeList:**

Samp. Info: K9C7F1AF 9092289 A9C310174-3 1X;0,

Misc. Info: ,;956.30;.20;1;WATER sub;.0,1,K9C7F1AF

	Signal 1 UV 250-265					Signal 2 UV 358-205							
Compound Name	**RT**	**Diff**	**Response**	**Conc (ug/L)**	**Flag**	**RT**	**Diff**	**Response**	**Conc (ug/L)**	**Flag**	**MDL**	**RL**	**Flag**
3,4-Dinitrotoluene	**31.37**	**0.042**	**4377**	**2.0840<**							**0.0000**	**0.00**	**45**
HMX											0.0282	0 11	
RDX											0 0680	0.11	
Picric ACID											0 1307	1 09	
1,3,5-Trinitrobenzene											0 0324	0.11	
1,3-Dinitrobenzene											0 0523	0 11	
TETRYL											0.0523	0.11	
Nitrobenzene											0 0523	0.11	
2,4,6-Trinitrotoluene											0 0251	0 11	
4-AM-2,6-DNT											0 0230	0 11	
2-AM-4,6-DNT											0.1046	0.22	
2,6-Dinitrotoluene											0 0523	0.11	
2,4-Dinitrotoluene											0 0523	0 11	
2-Nitrotoluene	**22.68**	**-0.162**	**1061**	**0.8613<**							**0.0753**	**0.55**	**45**
4-Nitrotoluene											0.0753	0 55	
3-Nitrotoluene											0.0648	0 55	
Nitroglycerin											0 3451	0.71	
PETN											0 3137	0 71	
3,5-Dinitroaniline											0 0261	1 09	

Not confirmed ND

4/11/09

Surrogates:	**Spiked**	**Recovered**	**%Rec**	**Spiked**	**Recovered**	**%Rec**	**Limits**
3,4-Dinitrotoluene	**2.6142**	**2.0840**	**80**	**2.6142**		**0**	**(48-143)**

Notes.

M = Manually Integrated

D = Operator Disabled Result

O = Over Calibration Range

Signals Differ by More Than 40%

Signals Differ by More Than 50%

Printed: 4/11/2009 9:28 AM

TestAmerica West Sacramento

Method 8330

Data file : \\Terastation\share\GCdata\LC9.I\04102009.B\C-000007.D
Lab Smp Id: K9C7F1AF 9092289 A9
Inj Date : 10-APR-2009 22:17
Operator : fhk Inst ID: LC9.i
Smp Info : K9C7F1AF 9092289 A9C310174-3 1X;0;
Misc Info : ;;956.30;;20;1;WATER.sub;;0;1;K9C7F1AF
Comment : SOP SAC-LC-0009
Method : \\Terastation\share\GCdata\LC9.I\04102009.B\8330CNAB.m
Meth Date : 10-Apr-2009 20:06 tap Quant Type: AREA%
Cal Date : 27-SEP-2008 13:24 Cal File: C-000003.d
Als bottle: 13
Dil Factor: 1.00000
Integrator: HP Genie Compound Sublist: WATER.sub
Target Version: 4.14
Processing Host: SACP307WW

Concentration Formula: Amt * DF * Uf*Vt / Vo * CpndVariable

Name	Value	Description
DF	1.000	Dilution Factor
Uf	1.000	ng unit correction factor
Vt	20.000	Volume of final extract (mL)
Vo	956.300	Volume of sample extracted (mL)
Cpnd Variable		Local Compound Variable

RT	AREA	HEIGHT	HT/AREA	% HEIGHT	COMPOUNDS
21.343	88855	377	0.004	2.75	
22.682	219907	1061	0.005	7.76	17 2-Nitrotoluene
26.105	29262	144	0.005	1.05	
28.267	19850	135	0.007	0.98	
31.368	521927	4377	0.008	32.16	$ 1 3,4-Dinitrotoluene
32.598	184973	383	0.002	2.80	
37.487	22956	129	0.006	0.94	
38.163	7663	71	0.009	0.51	
38.567	25058	198	0.008	1.44	
40.077	45339	171	0.004	1.25	
40.486	34483	254	0.007	1.85	
41.145	31701	256	0.008	1.87	
41.909	47492	287	0.006	2.09	
42.395	31558	273	0.009	1.99	
43.195	171305	2142	0.013	15.67	
44.073	111897	654	0.006	4.78	
44.684	86115	772	0.009	5.64	
45.883	47000	363	0.008	2.65	
46.254	50160	483	0.010	3.53	
46.607	25439	239	0.009	1.74	
47.871	40633	298	0.007	2.18	
48.240	27665	194	0.007	1.41	
49.546	25685	113	0.004	0.82	
51.106	15166	115	0.008	0.84	

RT	AREA	HEIGHT	HT/AREA	% HEIGHT	COMPOUNDS
51.723	22658	179	0.008	1.30	
	1934745	13668		100.000	

Total unknown % height = 60.08

Data File: \\Terastation\share\GCdata\LC9.I\04102009.B\C-000007.D
Date : 10-APR-2009 22:17
Client ID:
Sample Info: K9C7F1AF 9092289 A9C310174-3 1X;0;
Volume Injected (uL): 500.0
Column phase: Agilent ZorbaxCyano

Instrument: LC9.1
Operator: fhk
Column diameter: 4.60

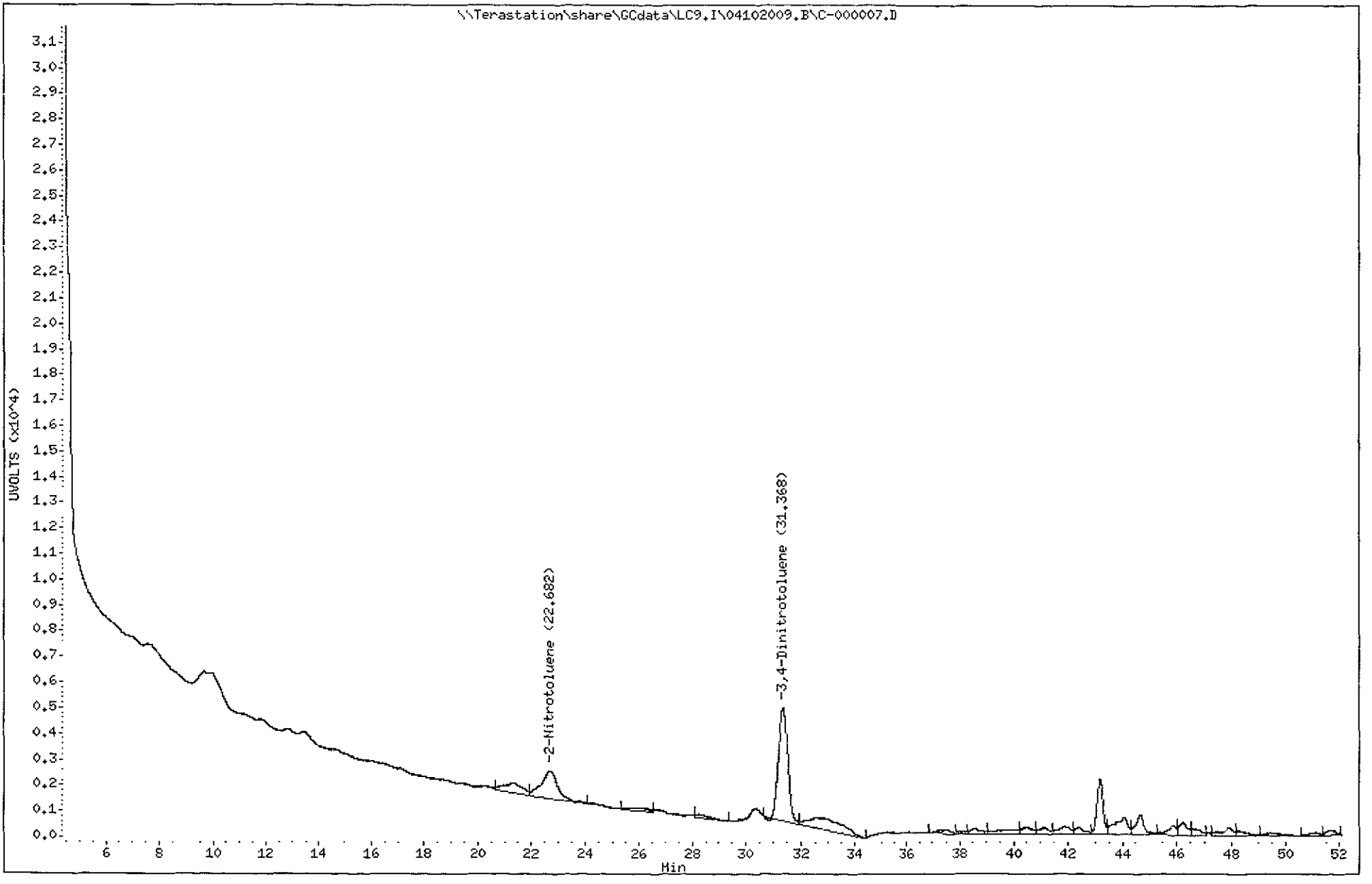

3901
North Canton

TestAmerica West Sacramento

Method 8330

Data file : \\Terastation\share\GCdata\LC9.I\04102009.B\C-000007.D\C-000007.
Lab Smp Id: K9C7F1AF 9092289 A9
Inj Date : 10-APR-2009 22:17
Operator : fhk Inst ID: LC9.i
Smp Info : K9C7F1AF 9092289 A9C310174-3 1X;0;
Misc Info : ;;956.30;;20;1;WATER.sub;;0;1;K9C7F1AF
Comment : SOP SAC-LC-0009
Method : \\Terastation\share\GCdata\LC9.I\04102009.B\8330CNAB.M\8330CN2.m
Meth Date : 10-Apr-2009 20:06 tap Quant Type: AREA%
Cal Date : 27-SEP-2008 13:24 Cal File: C-000003.d
Als bottle: 13
Dil Factor: 1.00000
Integrator: HP Genie Compound Sublist: WATER.sub
Target Version: 4.14
Processing Host: SACP307WW

Concentration Formula: Amt * DF * Uf*Vt / Vo * CpndVariable

Name	Value	Description
DF	1.000	Dilution Factor
Uf	1.000	ng unit correction factor
Vt	20.000	Volume of final extract (mL)
Vo	956.300	Volume of sample extracted (mL)
Cpnd Variable		Local Compound Variable

RT	AREA	HEIGHT	HT/AREA	% HEIGHT	COMPOUNDS
16.726	316644	3210	0.010	59.50	
20.509	196726	722	0.004	13.38	
38.604	28303	290	0.010	5.37	
40.393	272107	1174	0.004	21.75	
	813780	5396		100.000	

Total unknown % height = 100.0

Data File: \\Terastation\share\GCdata\LC9.I\04102009.B\C-000007.D\C-000007.D
Date : 10-APR-2009 22:17
Client ID:
Instrument: LC9.i
Sample Info: K9C7F1AF 9092289 A9C310174-3 1X;0;
Volume Injected (uL): 500.0
Operator: fhk
Column phase: Agilent ZorbaxCyano
Column diameter: 4.60

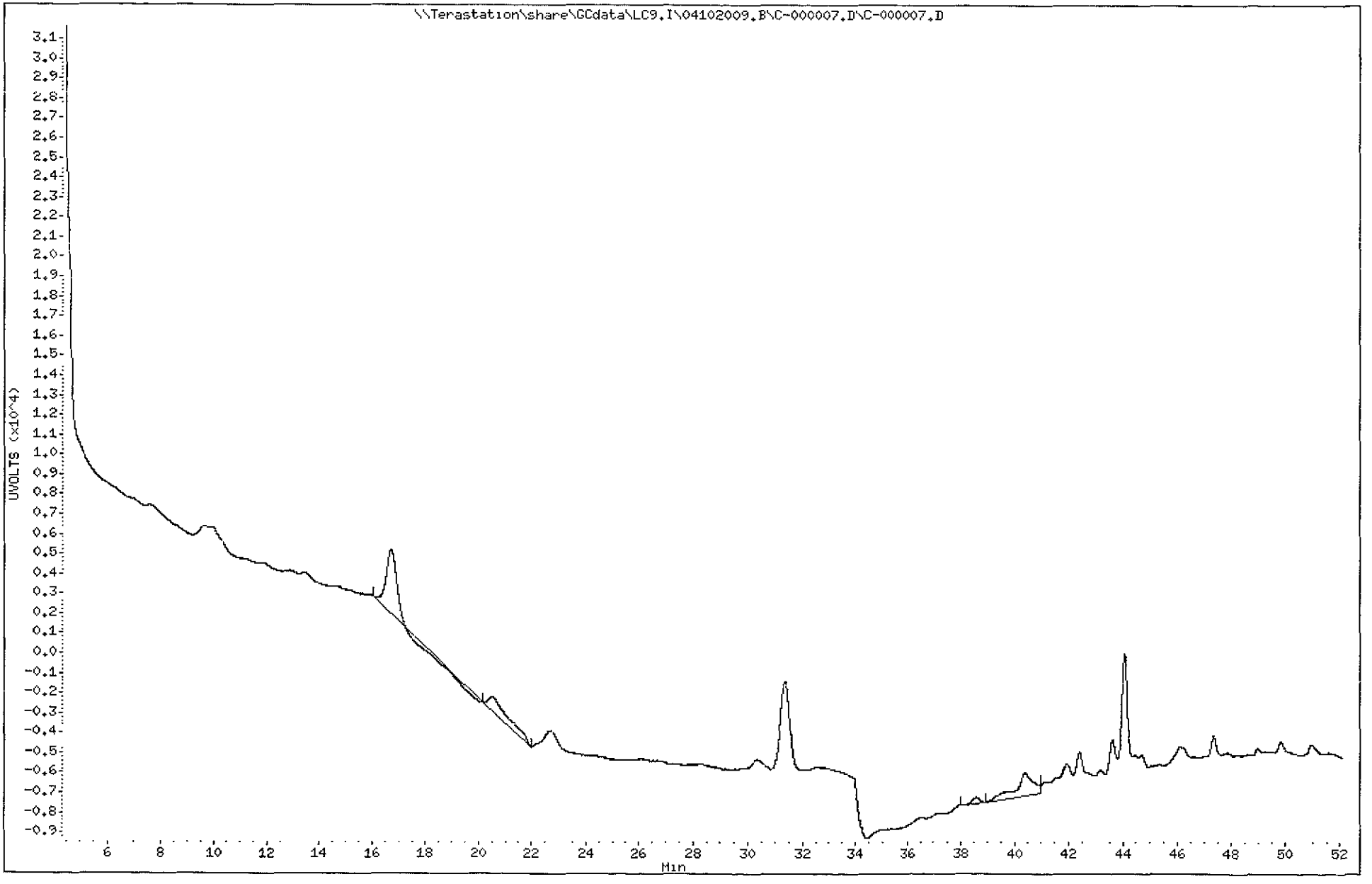

3903
North Canton

TestAmerica West Sacramento

C-000008.D

Chromatography Summary

Injection Date: 4/10/2009 23.20 **Operator:** fhk

DataFile: LC9 I\04102009 B\C-000008 D **Vial Num:** 14

Method 8330 Target Analyte Results

Instrument ID: LC9

Sample : **K9C7J1AF 9092289 A9C310174-4 1X**

Method File: LC9.I\04102009 B\8330CNAB M

Start Cal Date: 9/26/2008 15.03 **End Cal Date:** 9/27/2008 13 24

Dilution Factor	Extract Volume	Sample Volume	Sample Weight
1X	20 mL	1003.52 mL	0 g

Matrix: WATER **SubList:** WATER sub **SpikeList:**

Samp. Info: K9C7J1AF 9092289 A9C310174-4 1X:0.

Misc. Info: ::1003 52,,20,1,WATER sub,,0.1:K9C7J1AF

	Signal 1 UV 250-265					Signal 2 UV 358-205							
Compound Name	RT	Diff	Response	Conc (ug/L)	Flag	RT	Diff	Response	Conc (ug/L)	Flag	MDL	RL	Flag
3,4-Dinitrotoluene	31.36	0.033	5136	2.3300<							0.0000	0.00	45
HMX	35.29	0.101	575	0.2582<							0.0269	0.10	45
RDX	25.75	0.024	356	0.1575<							0.0648	0.10	45
Picric ACID											0 1246	0 99	
1,3,5-Trinitrobenzene											0 0309	0 10	
1,3-Dinitrobenzene											0.0498	0 10	
TETRYL											0 0498	0 10	
Nitrobenzene	17.04	0.145	683	0.3255<							0.0498	0.10	45
2,4,6-Trinitrotoluene	33.01	-0.067	1048	0.3115<							0.0239	0.10	45
4-AM-2,6-DNT											0 0219	0.10	
2-AM-4,6-DNT											0 0996	0.20	
2,6-Dinitrotoluene											0 0498	0.10	
2,4-Dinitrotoluene	26.78	0.191	801	0.1951<							0.0498	0.10	45
2-Nitrotoluene	22.84	-0.004	1150	0.8896<							0.0717	0.50	45
4-Nitrotoluene											0 0717	0.50	
3-Nitrotoluene											0 0618	0 50	
Nitroglycerin						38.65	-0.129	1988	0.6464<		0.3288	0.65	45
PETN											0 2989	0.65	
3,5-Dinitroaniline											0 0249	0 99	

Surrogates:	Spiked	Recovered	%Rec	Spiked	Recovered	%Rec	Limits
3,4-Dinitrotoluene	2.4912	2.3300	94	2.4912		0	(48-143)

Notes:
M = Manually Integrated
D = Operator Disabled Result
O = Over Calibration Range

Signals Differ by More Than 40%
Signals Differ by More Than 50%

Printed: 4/11/2009 9:28 AM

TestAmerica West Sacramento

Method 8330

Data file : \\Terastation\share\GCdata\LC9.I\04102009.B\C-000008.D
Lab Smp Id: K9C7J1AF 9092289 A9
Inj Date : 10-APR-2009 23:20
Operator : fhk Inst ID: LC9.i
Smp Info : K9C7J1AF 9092289 A9C310174-4 1X;0;
Misc Info : ;;1003.52;;20;1;WATER.sub;;0;1;K9C7J1AF
Comment : SOP SAC-LC-0009
Method : \\Terastation\share\GCdata\LC9.I\04102009.B\8330CNAB.m
Meth Date : 10-Apr-2009 20:06 tap Quant Type: AREA%
Cal Date : 27-SEP-2008 13:24 Cal File: C-000003.d
Als bottle: 14
Dil Factor: 1.00000
Integrator: HP Genie Compound Sublist: WATER.sub
Target Version: 4.14
Processing Host: SACP307WW

Concentration Formula: Amt * DF * Uf*Vt / Vo * CpndVariable

Name	Value	Description
DF	1.000	Dilution Factor
Uf	1.000	ng unit correction factor
Vt	20.000	Volume of final extract (mL)
Vo	1003.520	Volume of sample extracted (mL)
Cpnd Variable		Local Compound Variable

RT	AREA	HEIGHT	HT/AREA	% HEIGHT		COMPOUNDS
17.040	97621	683	0.007	1.37		10 Nitrobenzene
18.030	574812	4528	0.008	9.13		
18.885	36699	303	0.008	0.61		
19.673	21321	175	0.008	0.35		
20.232	49238	330	0.007	0.66		
20.944	58879	465	0.008	0.93		
21.354	70640	531	0.008	1.07		
22.303	212920	991	0.005	2.00		
22.840	151344	1150	0.008	2.32		17 2-Nitrotoluene
23.700	28037	216	0.008	0.43		
24.417	13428	123	0.009	0.24		
24.941	21561	149	0.007	0.30		
25.746	39452	356	0.009	0.71		3 RDX
26.103	45412	383	0.008	0.77		
26.776	159555	801	0.005	1.61		16 2,4-Dinitrotoluene
27.210	79072	657	0.008	1.32		
27.859	71389	522	0.007	1.05		
28.207	141024	533	0.004	1.07		
30.568	203295	1252	0.006	2.52		
31.359	791547	5136	0.006	10.62	$	1 3,4-Dinitrotoluene
33.015	340503	1048	0.003	2.11		12 2,4,6-Trinitrotolue
35.063	59484	549	0.009	1.10		
35.288	75405	575	0.008	1.16		2 HMX
36.002	69992	512	0.007	1.03		

RT	AREA	HEIGHT	HT/AREA	% HEIGHT	COMPOUNDS
36.318	47585	461	0.010	0.93	
37.464	237920	1405	0.006	2.83	
38.115	95772	713	0.007	1.43	
38.620	141823	908	0.006	1.83	
39.421	63552	440	0.007	0.88	
40.097	67270	542	0.008	1.09	
40.500	142679	989	0.007	1.99	
41.117	84222	673	0.008	1.35	
41.939	245062	1366	0.006	2.75	
42.403	170108	1101	0.006	2.22	
43.192	397712	4237	0.011	8.55	
43.858	388177	3165	0.008	6.38	
44.690	319644	3148	0.010	6.35	
45.155	99421	855	0.009	1.72	
45.876	86149	834	0.010	1.68	
46.264	125637	1466	0.012	2.95	
46.746	248862	1812	0.007	3.65	
47.446	51484	535	0.010	1.07	
48.114	205815	985	0.005	1.98	
48.634	89780	716	0.008	1.44	
49.221	28534	330	0.012	0.66	
49.706	69352	429	0.006	0.86	
51.125	35611	299	0.008	0.60	
51.735	20301	164	0.008	0.33	
	6875104	49541		100.000	

Total unknown % height = 80.10

Data File: \\Terastation\share\GCdata\LC9.I\04102009.B\C-000008.D
Date : 10-APR-2009 23:20
Client ID:
Sample Info: K9C7J1AF 9092289 A9C310174-4 1X;0;
Volume Injected (uL): 500.0
Column phase: Agilent ZorbaxCyano

Instrument: LC9.i
Operator: fhk
Column diameter: 4.60

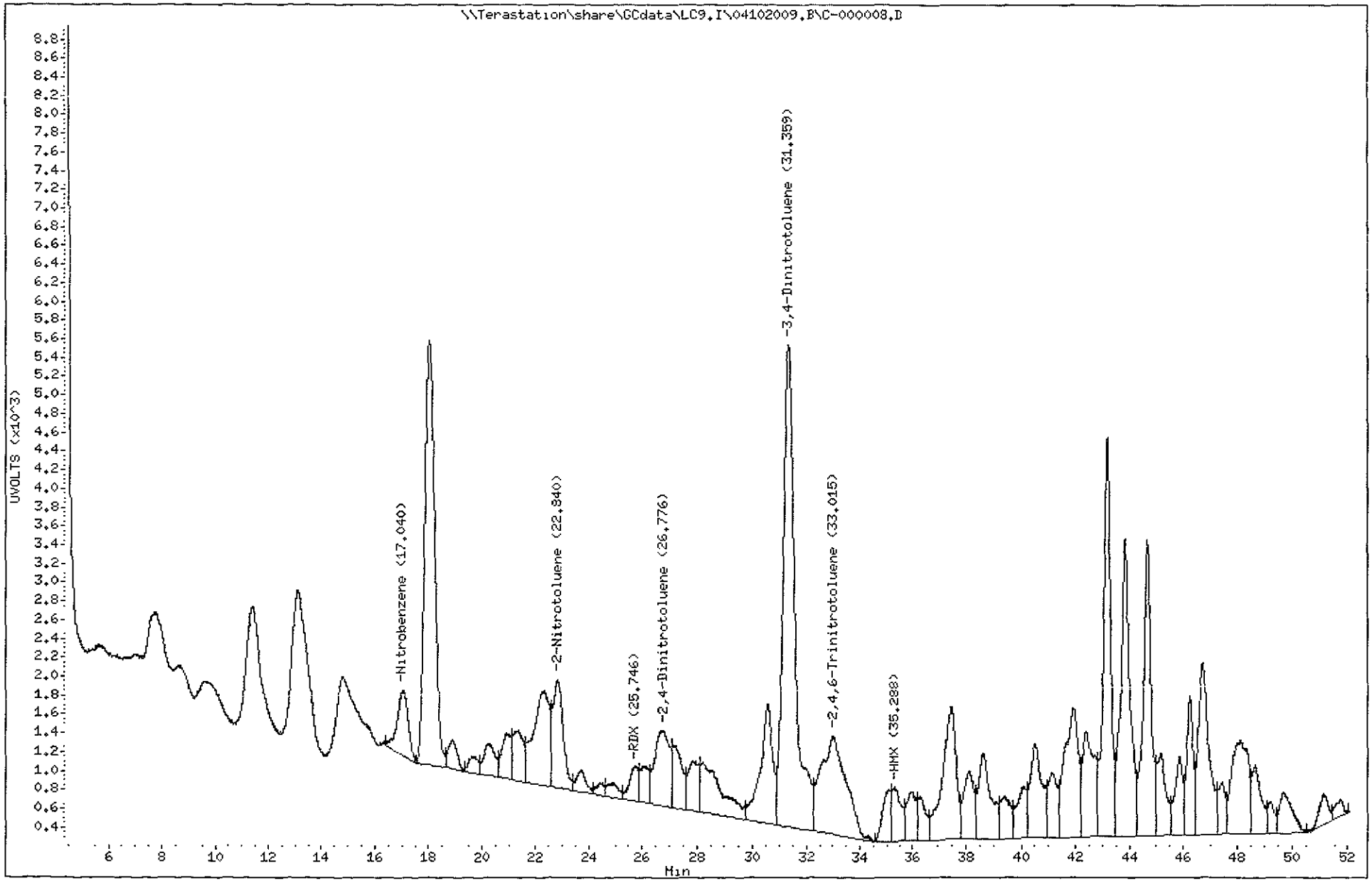

3907

North Canton

TestAmerica West Sacramento

Method 8330

Data file : \\Terastation\share\GCdata\LC9.I\04102009.B\C-000008.D\C-000008.
Lab Smp Id: K9C7J1AF 9092289 A9
Inj Date : 10-APR-2009 23:20
Operator : fhk Inst ID: LC9.i
Smp Info : K9C7J1AF 9092289 A9C310174-4 1X;0;
Misc Info : ;;1003.52;;20;1;WATER.sub;;0;1;K9C7J1AF
Comment : SOP SAC-LC-0009
Method : \\Terastation\share\GCdata\LC9.I\04102009.B\8330CNAB.M\8330CN2.m
Meth Date : 10-Apr-2009 20:06 tap Quant Type: AREA%
Cal Date : 27-SEP-2008 13:24 Cal File: C-000003.d
Als bottle: 14
Dil Factor: 1.00000
Integrator: HP Genie Compound Sublist: WATER.sub
Target Version: 4.14
Processing Host: SACP307WW

Concentration Formula: Amt * DF * Uf*Vt / Vo * CpndVariable

Name	Value	Description
DF	1.000	Dilution Factor
Uf	1.000	ng unit correction factor
Vt	20.000	Volume of final extract (mL)
Vo	1003.520	Volume of sample extracted (mL)
Cpnd Variable		Local Compound Variable

RT	AREA	HEIGHT	HT/AREA	% HEIGHT	COMPOUNDS
17.057	2851994	12747	0.004	24.16	
18.184	1452508	12444	0.009	23.58	
19.118	1132156	8388	0.007	15.89	
20.272	2062918	14617	0.007	27.74	
21.464	114896	1048	0.009	1.98	
38.647	115957	1988	0.017	3.76	11 Nitroglycerin
40.515	194870	1526	0.008	2.89	
	7925299	52758		100.000	

Total unknown % height = 96.24

Data File: \\Terastation\share\GCdata\LC9,I\04102009,B\C-000008,D\C-000008.D

Page 2

Date : 10-APR-2009 23:20

Client ID:

Instrument: LC9,1

Sample Info: K9C7J1AF 9092289 A9C310174-4 1X;0;

Volume Injected (uL): 500.0

Operator: fhk

Column phase: Agilent ZorbaxCyano

Column diameter: 4.60

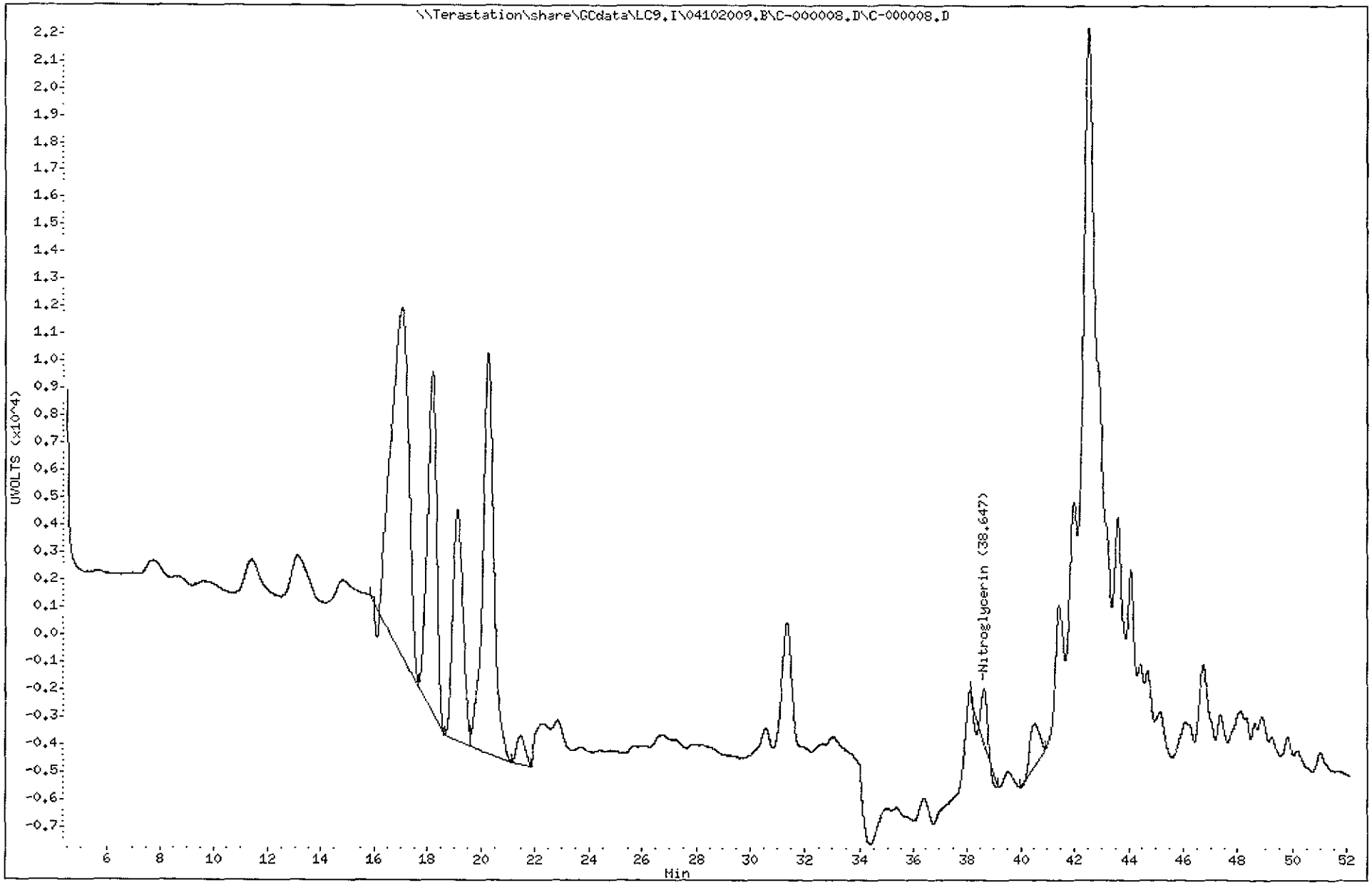

3909

North Canton

TestAmerica West Sacramento

C-000012.D

Chromatography Summary

Injection Date: 4/11/2009 3:34 **Operator:** thk

DataFile: LC9 I\04102009 B\C-000012 D **Vial Num:** 3

Instrument ID: LC9

Method 8330 Target Analyte Results

Sample : **STD_6 09GCSV0254 .5K/.2/.2/.2/.2ng/ml**

Method File: LC9 I\04102009.B\8330CNAB M

Start Cal Date: 9/26/2008 15:03 **End Cal Date:** 9/27/2008 13:24

Dilution Factor	Extract Volume	Sample Volume	Sample Weight
1X	0 mL	0 mL	0 g

Matrix: NONE **SubList:** CAL sub **SpikeList:**

Samp. Info: STD_6 09GCSV0254 5K/.2/.2/.2/.2ng/ml,2

Misc. Info: .6, , , ,3,CAL sub, ,0,1

	Signal 1 UV 250-265							Signal 2 UV 358-205								
Compound Name	**RT**	**Response**	**PPB**	**Spike Level**	**%D**	**Result**	**Flag**	**RT**	**Response**	**PPB**	**Spike Level**	**%D**	**Result**	**Flag**	**Limits(%)**	**Flag**
3,4-Dinitrotoluene	31.31	7616	173.4000<	200	-13%	Acceptable					200	-100%	Fails		(±15)	45
HMX	35.18	7935	178.8000<	200	-11%	Acceptable					200	-100%	Fails		(±15)	45
RDX	25.71	8609	191.1000<	200	-4%	Acceptable					200	-100%	Fails		(±15)	45
Picric ACID				500	-100%	Fails					500	-100%	Fails		(±15)	
1,3,5-Trinitrobenzene	21.97	13532	192.5000<	200	-4%	Acceptable					200	-100%	Fails		(±15)	45
1,3-Dinitrobenzene	19.63	17684	193.0000<	200	-4%	Acceptable					200	-100%	Fails		(±15)	45
TETRYL	40.87	17374	184.9000<	200	-8%	Acceptable					200	-100%	Fails		(±15)	45
Nitrobenzene	16.92	8106	193.8000<	200	-3%	Acceptable					200	-100%	Fails		(±15)	45
2,4,6-Trinitrotoluene	33.07	14535	216.8000<	200	8%	Acceptable					200	-100%	Fails		(±15)	45
4-AM-2,6-DNT	29.67	13390	180.2000<	200	-10%	Acceptable					200	-100%	Fails		(±15)	45
2-AM-4,6-DNT	29.33	14658	177.4000<	200	-11%	Acceptable					200	-100%	Fails		(±15)	45
2,6-Dinitrotoluene	27.41	9911	187.6000<	200	-6%	Acceptable					200	-100%	Fails		(±15)	45
2,4-Dinitrotoluene	26.56	15817	193.3000<	200	-3%	Acceptable					200	-100%	Fails		(±15)	45
2-Nitrotoluene	22.95	9874	383.2000<	400	-4%	Acceptable					400	-100%	Fails		(±15)	45
4-Nitrotoluene				400	-100%	Fails					400	-100%	Fails		(±15)	
3-Nitrotoluene	23.47	6237	189.7000<	200	-5%	Acceptable					200	-100%	Fails		(±15)	45
Nitroglycerin				200	-100%	Fails		38.77	11799	192.5000<	200	-4%	Acceptable		(±15)	45
PETN				200	-100%	Fails		49.17	21043	194.4000<	200	-3%	Acceptable		(±15)	45
3,5-Dinitroaniline	25.19	13446	186.8000<	200	-7%	Acceptable					200	-100%	Fails		(±15)	45
EGDN				200	-100%	Fails		18.15	8807	194.8000	200	-3%	Acceptable		(±15)	45

Notes M = Manually Integrated : Signals Differ by More Than 40%

D = Operator Disabled Result Signals Differ by More Than 50%

O = Over Calibration Range

Printed: 4/11/2009 9:30 AM

TestAmerica West Sacramento

Method 8330

Data file : \\Terastation\share\GCdata\LC9.I\04102009.B\C-000012.D
Lab Smp Id: STD_6 09GCSV0254 .5
Inj Date : 11-APR-2009 03:34
Operator : fhk Inst ID: LC9.i
Smp Info : STD_6 09GCSV0254 .5K/.2/.2/.2/.2ng/ml;2
Misc Info : ;6; ; ; ;3;CAL.sub; ;0;1
Comment : SOP SAC-LC-0009
Method : \\Terastation\share\GCdata\LC9.I\04102009.B\8330CNAB.m
Meth Date : 11-Apr-2009 04:32 tap Quant Type: AREA%
Cal Date : 27-SEP-2008 13:24 Cal File: C-000003.d
Als bottle: 3 Continuing Calibration Sample
Dil Factor: 1.00000
Integrator: HP Genie Compound Sublist: CAL.sub
Target Version: 4.14
Processing Host: SACP307WW

RT	AREA	HEIGHT	HT/AREA	% HEIGHT			COMPOUNDS
16.915	1175807	8106	0.007	4.49		10	Nitrobenzene
19.634	2579339	17684	0.007	9.93		7	1,3-Dinitrobenzene
21.970	2095272	13532	0.006	7.50		6	1,3,5-Trinitrobenze
22.953	1399868	9874	0.007	5.47		17	2-Nitrotoluene
23.474	832751	6237	0.007	3.45		19	3-Nitrotoluene
25.190	1736889	13446	0.008	7.45		8	3,5-Dinitroaniline
25.713	1012951	8609	0.008	4.77		3	RDX
26.562	2132933	15817	0.007	8.77		16	2,4-Dinitrotoluene
27.409	1371435	9911	0.007	5.49		15	2,6-Dinitrotoluene
29.331	1735065	14658	0.008	8.13		14	2-AM-4,6-DNT
29.674	1457441	13390	0.009	7.42		13	4-AM-2,6-DNT
31.308	1024047	7616	0.007	4.22	$	1	3,4-Dinitrotoluene
33.071	1853529	14535	0.008	8.06		12	2,4,6-Trinitrotolue
35.181	856446	7935	0.009	4.40		2	HMX
37.069	4245	39	0.009	0.02			
37.488	3475	34	0.010	0.01			
38.796	11664	97	0.008	0.05			
40.867	1544547	17374	0.011	9.63		9	TETRYL
43.177	2976	39	0.013	0.02			
44.053	4372	38	0.009	0.02			
45.097	4727	33	0.007	0.01			
46.293	14053	69	0.005	0.03			
49.346	102379	1011	0.010	0.56			
50.269	4948	71	0.014	0.03			
50.636	8529	80	0.009	0.04			
51.219	6136	57	0.009	0.03			
	22975822	180292		100.000			

Total unknown % height = 0.8200

Data File: \\Terastation\share\GCdata\LC9.I\04102009.B\C-000012.D
Date : 11-APR-2009 03:34
Client ID:
Sample Info: STD_6 09GCSV0254 .5K/.2/.2/.2/.2ng/ml;2

Instrument: LC9.i
Operator: fhk
Column diameter: 4.60

Column phase: Agilent ZorbaxCyano

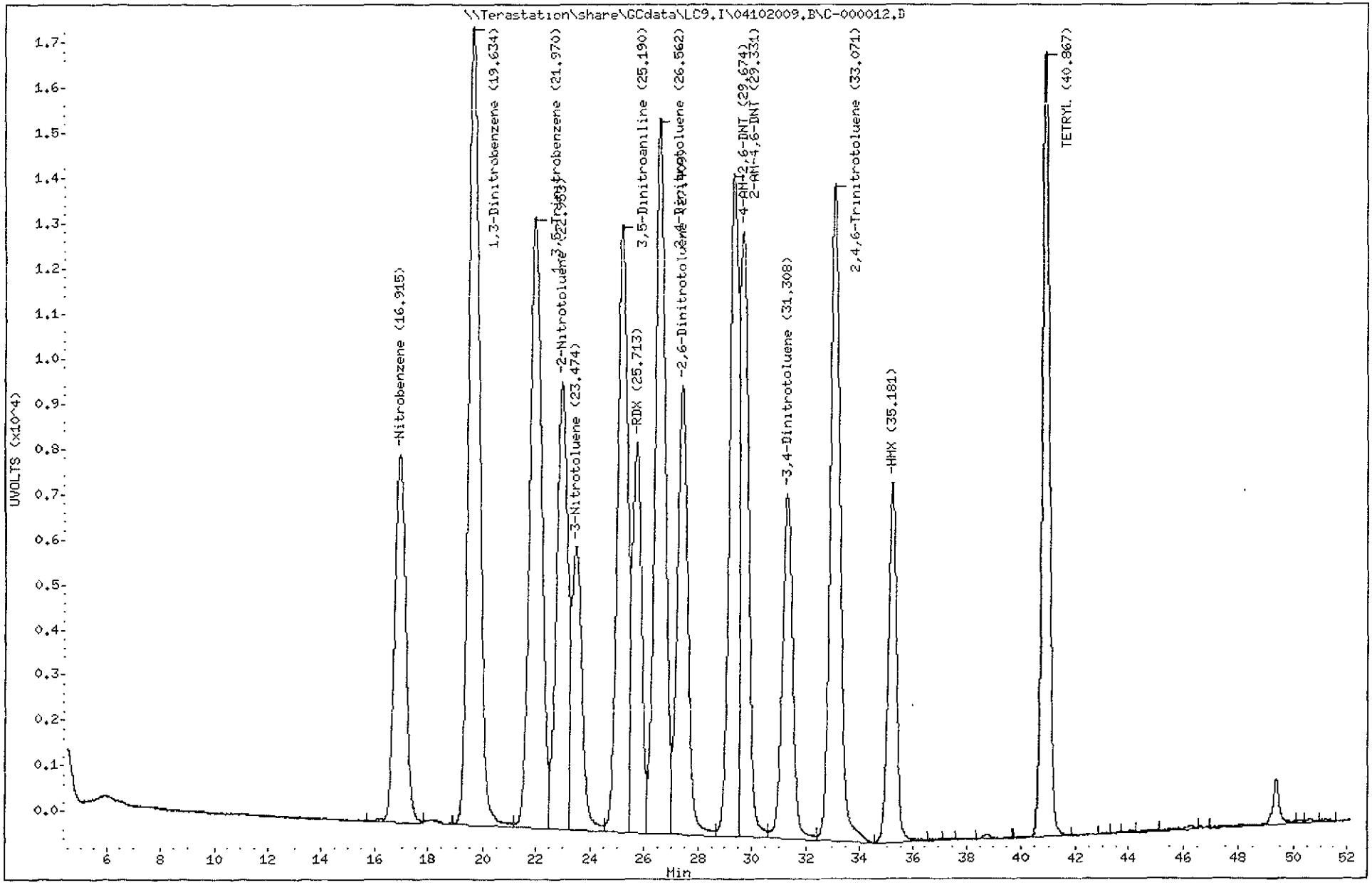

TestAmerica West Sacramento

Method 8330

Data file : \\Terastation\share\GCdata\LC9.I\04102009.B\C-000012.D\C-000012.
Lab Smp Id: STD_6 09GCSV0254 .5
Inj Date : 11-APR-2009 03:34
Operator : fhk Inst ID: LC9.i
Smp Info : STD_6 09GCSV0254 .5K/.2/.2/.2/.2ng/ml;2
Misc Info : ;6; ; ; ;3;CAL.sub; ;0;1
Comment : SOP SAC-LC-0009
Method : \\Terastation\share\GCdata\LC9.I\04102009.B\8330CNAB.M\8330CN2.m
Meth Date : 11-Apr-2009 04:32 tap Quant Type: AREA%
Cal Date : 27-SEP-2008 13:24 Cal File: C-000003.d
Als bottle: 3 Continuing Calibration Sample
Dil Factor: 1.00000
Integrator: HP Genie Compound Sublist: CAL.sub
Target Version: 4.14
Processing Host: SACP307WW

RT	AREA	HEIGHT	HT/AREA	% HEIGHT	COMPOUNDS
16.913	2087080	14188	0.007	22.07	
18.150	1310015	8807	0.007	13.70	4 EGDN
19.629	1278544	8438	0.007	13.12	
38.772	1324977	11799	0.009	18.35	11 Nitroglycerin
49.171	1454745	21043	0.014	32.76	20 PETN
	7455360	64275		100.000	

Total unknown % height = 35.19

Data File: \\Terastation\share\GCdata\LC9.I\04102009.B\C-000012.D\C-000012.D
Date : 11-APR-2009 03:34
Client ID:
Sample Info: STD_6 09GCSV0254 .5K/.2/.2/.2/.2ng/ml;2

Instrument: LC9.i
Operator: fhk
Column diameter: 4.60

Column phase: Agilent ZorbaxCyano

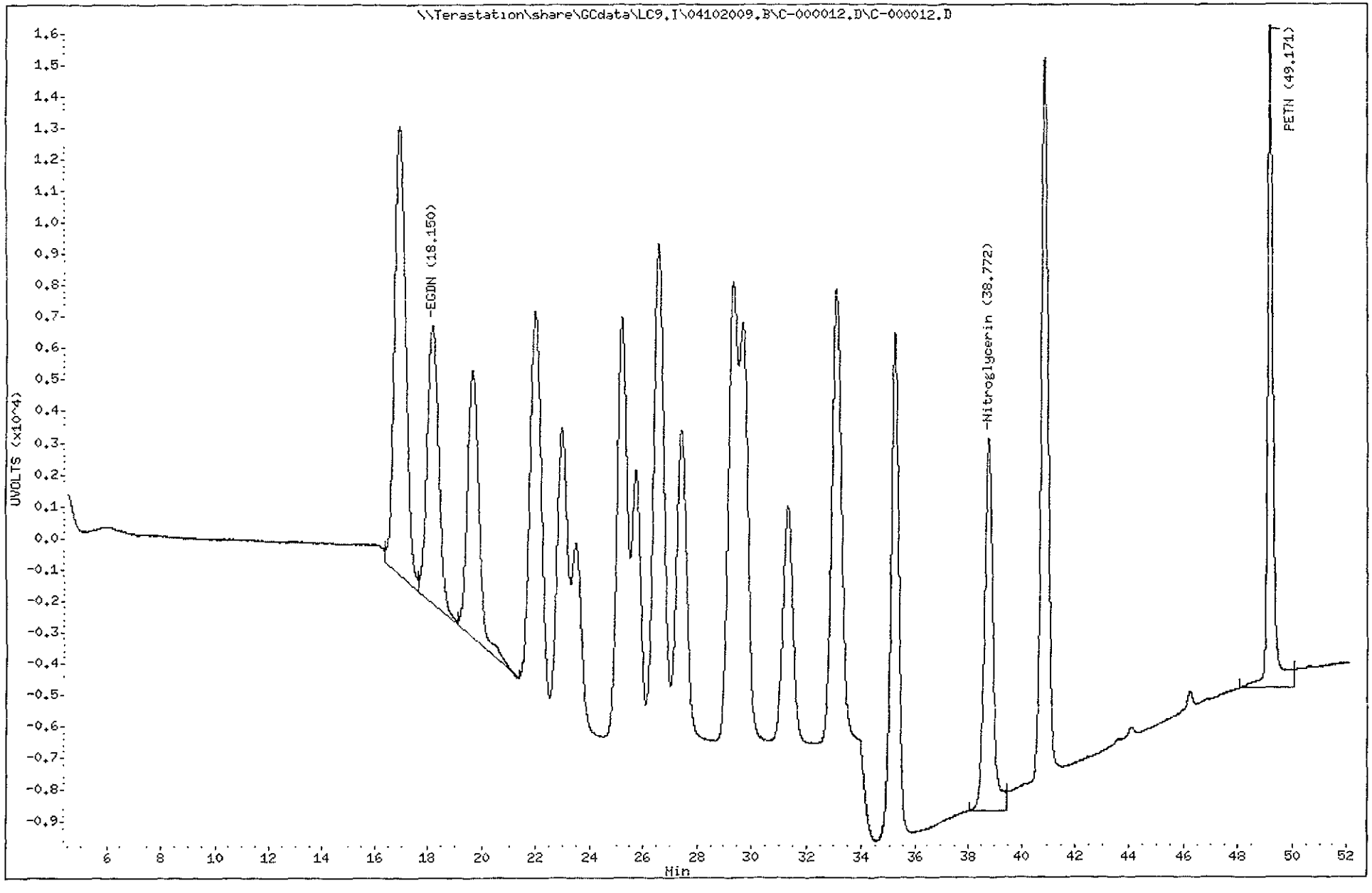

3914

North Canton

TestAmerica West Sacramento

C-000013.D

Chromatography Summary

Injection Date: 4/11/2009 4 37 **Operator:** fnk

DataFile: LC9 I\04102009 B\C-000013 D **Vial Num:** 6

Instrument ID: LC9

Method 8330 Target Analyte Results

Sample : **MRL_1 09GCSV0057 50/20/20/20/20ng/ml**

Method File: LC9 I\04102009 B\8330CNAB M

Start Cal Date: 9/26/2008 15 03 **End Cal Date:** 9/27/2008 13:24

Dilution Factor	Extract Volume	Sample Volume	Sample Weight
1X	0 mL	0 mL	0 g

Matrix: NONE **SubList:** CAL sub **SpikeList:**

Samp. Info: MRL_1 09GCSV0057 50/20/20/20/20ng/ml,2

Misc. Info: ,1, : : :3;CAL sub, ,0,1

	Signal 1 UV 250-265							Signal 2 UV 358-205								
Compound Name	RT	Response	PPB	Spike Level	%D	Result	Flag	RT	Response	PPB	Spike Level	%D	Result	Flag	Limits(%)	Flag
3,4-Dinitrotoluene	31.29	711	16.1800<	20 ~~5~~	~~224%~~	Fails					5	-100%	Fails		(±15)	45
HMX	35.18	257	5.7900<	5	16%	Fails					5	-100%	Fails		(±15)	45
RDX	25.71	227	5 0390<	5	1%	Acceptable					5	-100%	Fails		(±15)	45
Picric ACID				10	-100%	Fails					10	-100%	Fails		(±15)	
1,3,5-Trinitrobenzene	21.97	350	4 9790<	5	0%	Acceptable					5	-100%	Fails		(±15)	45
1,3-Dinitrobenzene	19.63	438	4 7790<	5	-4%	Acceptable					5	-100%	Fails		(±15)	45
TETRYL	40 88	444	4.7250<	5	-6%	Acceptable					5	-100%	Fails		(±15)	45
Nitrobenzene	16 91	199	4.7580<	5	-5%	Acceptable					5	-100%	Fails		(±15)	45
2,4,6-Trinitrotoluene	33 06	341	5.0860<	5	2%	Acceptable	M				5	-100%	Fails		(±15)	45
4-AM-2,6-DNT	29.65	290	3.9020<	5	~~-22%~~	~~Fails~~					5	-100%	Fails		(±15)	45
2-AM-4,6-DNT	29.32	336	4.0680<	5	-19%	~~Fails~~					5	-100%	Fails		(±15)	45
2,6-Dinitrotoluene	27 42	244	4 6190<	5	-8%	Acceptable					5	-100%	Fails		(±15)	45
2,4-Dinitrotoluene	26 54	401	4 9020<	5	-2%	Acceptable					5	-100%	Fails		(±15)	45
2-Nitrotoluene	22.82	546	21.1900<	10	112%	Fails					10	-100%	Fails		(±15)	45
4-Nitrotoluene				10	-100%	Fails					10	-100%	Fails		(±15)	
3-Nitrotoluene	23 45	161	4 8960<	5	-2%	Acceptable					5	-100%	Fails		(±15)	45
Nitroglycerin				5	-100%	Fails		38.78	1097	17.9000<	20 ~~5~~	~~258%~~	Fails		(±15)	45
PETN				5	-100%	Fails		49.19	2060	19.0300<	20 ~~5~~	~~281%~~	Fails		(±15)	45
3,5-Dinitroaniline	25 18	337	4.6810<	5	-6%	Acceptable					5	-100%	Fails		(±15)	45
EGDN				5	-100%	Fails		18.12	840	18.5800	20 ~~5~~	~~272%~~	Fails		(±15)	45

Notes:
M = Manually Integrated
D = Operator Disabled Result
O = Over Calibration Range

Signals Differ by More Than 40%
Signals Differ by More Than 50%

RE-INTEGRATION CODES

1 Poor Peak Shape
2 Poor Peak Resolution
3 Peak Not Integrated
4 Sample Matrix Interference
5 Column Bleed
6 Instrument Noise
7 Baseline Correction
8 Other (reason must be stated)

ALL RE-INTEGRATIONS MUST BE INITIALED, DATED AND CODED

Printed: 4/11/2009 11:08 AM

TestAmerica West Sacramento

Method 8330

Data file : \\Terastation\share\GCdata\LC9.I\04102009.B\C-000013.d
Lab Smp Id: MRL_1 09GCSV0057 50
Inj Date : 11-APR-2009 04:37
Operator : fhk Inst ID: LC9.i
Smp Info : MRL_1 09GCSV0057 50/20/20/20/20ng/ml;2
Misc Info : ;1; ; ; ;3;CAL.sub; ;0;1
Comment : SOP SAC-LC-0009
Method : \\Terastation\share\GCdata\LC9.I\04102009.B\8330CNAB.M
Meth Date : 11-Apr-2009 10:59 kenneyf Quant Type: AREA%
Cal Date : 27-SEP-2008 13:24 Cal File: C-000003.d
Als bottle: 6 Continuing Calibration Sample
Dil Factor: 1.00000
Integrator: HP Genie Compound Sublist: CAL.sub
Target Version: 4.14
Processing Host: SACP307FK

RT	AREA	HEIGHT	HT/AREA	% HEIGHT			COMPOUNDS
16.914	28994	199	0.007	3.27		10	Nitrobenzene
19.634	62663	438	0.007	7.20		7	1,3-Dinitrobenzene
21.974	54579	350	0.006	5.75		6	1,3,5-Trinitrobenze
22.817	81946	546	0.007	8.98		17	2-Nitrotoluene
23.453	20995	161	0.008	2.64		19	3-Nitrotoluene
25.176	45129	337	0.007	5.54		8	3,5-Dinitroaniline
25.705	25093	227	0.009	3.73		3	RDX
26.544	55285	401	0.007	6.59		16	2,4-Dinitrotoluene
27.416	31313	244	0.008	4.01		15	2,6-Dinitrotoluene
29.315	39158	336	0.009	5.52		14	2-AM-4,6-DNT
29.654	29687	290	0.010	4.77		13	4-AM-2,6-DNT
30.271	4582	49	0.011	0.80			
31.288	90756	711	0.008	11.84	$	1	3,4-Dinitrotoluene
33.057	36500	341	0.009	5.61		12	2,4,6-Trinitrotolue
33.688	34903	234	0.007	3.85			
35.181	43837	257	0.006	4.22		2	HMX
36.695	3739	33	0.009	0.54			
40.882	42317	444	0.010	7.30		9	TETRYL
43.576	5598	56	0.010	0.92			
44.068	4893	83	0.017	1.36			
44.949	4810	43	0.009	0.70			
46.258	6482	76	0.012	1.25			
47.460	6237	68	0.011	1.11			
48.275	3455	38	0.011	0.62			
49.519	9806	58	0.006	0.95			
50.104	5738	33	0.006	0.54			
50.798	2567	24	0.009	0.39			
	781061	6077		100.000			

Total unknown % height = 13.03

RE-INTEGRATION CODES
1 Poor Peak Shape
2 Poor Peak Resolution
3 Peak Not Integrated
4 Sample Matrix Interference
5 Column Bleed
6 Instrument Noise
7 Baseline Correction
8 Other (reason must be stated)
ALL RE-INTEGRATIONS MUST BE INITIALED, DATED AND CODED

4/14/09

Data File: \\Terastation\share\GCdata\LC9.I\04102009.B\C-000013.d
Date : 11-APR-2009 04:37
Client ID:
Sample Info: MRL_1 09GCSV0057 50/20/20/20/20ng/ml;2

Instrument: LC9.i
Operator: fhk
Column phase: Agilent ZorbaxCyano
Column diameter: 4.60

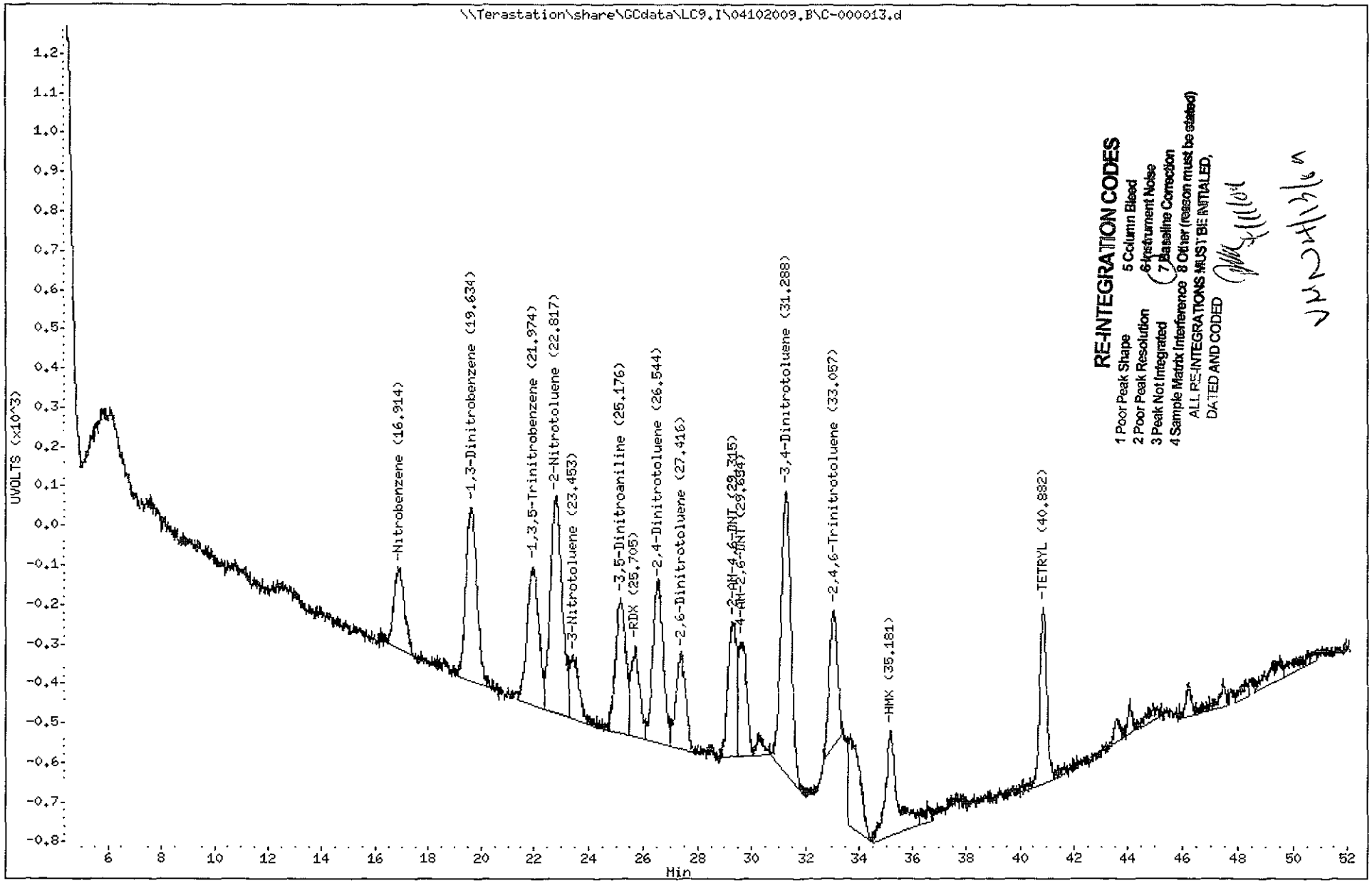

3917
North Canton

TestAmerica West Sacramento

C-000013.D

Chromatography Summary

Injection Date: 4/11/2009 4:37 **Operator:** ihk

DataFile: LC9 I\04102009 B\C-000013 D **Vial Num:** 6

Instrument ID: LC9

Method 8330 Target Analyte Results

Sample : **MRL_1 09GCSV0057 50/20/20/20/20ng/ml**

Method File: LC9 I\04102009.B\8330CNAB M

Start Cal Date: 9/26/2008 15:03 **End Cal Date:** 9/27/2008 13:24

Dilution Factor	Extract Volume	Sample Volume	Sample Weight
1X	0 mL	0 mL	0 g

Matrix: NONE **SubList:** CAL sub **SpikeList:**

Samp. Info: MRL_1 09GCSV0057 50/20/20/20/20ng/ml,2

Misc. Info: ,1. . ; ;3;CAL sub. ;0,1

	Signal 1 UV 250-265							Signal 2 UV 358-205								
Compound Name	RT	Response	PPB	Spike Level	%D	Result	Flag	RT	Response	PPB	Spike Level	%D	Result	Flag	Limits(%)	Flag
3,4-Dinitrotoluene	31.29	711	16.1800<	5	224%	Fails					5	-100%	Fails		(±15)	45
HMX	35.18	257	5.7900<	5	16%	Fails					5	-100%	Fails		(±15)	45
RDX	25.71	227	5.0390<	5	1%	Acceptable					5	-100%	Fails		(±15)	45
Picric ACID				10	-100%	Fails					10	-100%	Fails		(±15)	
1,3,5-Trinitrobenzene	21.97	350	4.9790<	5	0%	Acceptable					5	-100%	Fails		(±15)	45
1,3-Dinitrobenzene	19.63	438	4.7790<	5	-4%	Acceptable					5	-100%	Fails		(±15)	45
TETRYL	40.88	444	4.7250<	5	-6%	Acceptable					5	-100%	Fails		(±15)	45
Nitrobenzene	16.91	199	4.7580<	5	-5%	Acceptable					5	-100%	Fails		(±15)	45
2,4,6-Trinitrotoluene	33.05	518	7.7260<	5	55%	Fails					5	-100%	Fails		(±15)	45
4-AM-2,6-DNT	29.65	290	3.9020<	5	-22%	Fails					5	-100%	Fails		(±15)	45
2-AM-4,6-DNT	29.32	336	4.0680<	5	-19%	Fails					5	-100%	Fails		(±15)	45
2,6-Dinitrotoluene	27.42	244	4.6190<	5	-8%	Acceptable					5	-100%	Fails		(±15)	45
2,4-Dinitrotoluene	26.54	401	4.9020<	5	-2%	Acceptable					5	-100%	Fails		(±15)	45
2-Nitrotoluene	22.82	546	21.1900<	10	112%	Fails					10	-100%	Fails		(±15)	45
4-Nitrotoluene				10	-100%	Fails					10	-100%	Fails		(±15)	
3-Nitrotoluene	23.45	161	4.8960<	5	-2%	Acceptable					5	-100%	Fails		(±15)	45
Nitroglycerin				5	-100%	Fails		38.78	1097	17.9000<	5	258%	Fails		(±15)	45
PETN				5	-100%	Fails		49.19	2060	19.0300<	5	281%	Fails		(±15)	45
3,5-Dinitroaniline	25.18	337	4.6810<	5	-6%	Acceptable					5	-100%	Fails		(±15)	45
EGDN				5	-100%	Fails		18.12	840	18.5800	5	272%	Fails		(±15)	45

Notes. M = Manually Integrated — Signals Differ by More Than 40%

D = Operator Disabled Result — Signals Differ by More Than 50%

O = Over Calibration Range

See reintegration.

Printed: 4/11/2009 9:30 AM

TestAmerica West Sacramento

Method 8330

Data file : \\Terastation\share\GCdata\LC9.I\04102009.B\C-000013.D
Lab Smp Id: MRL_1 09GCSV0057 50
Inj Date : 11-APR-2009 04:37
Operator : fhk Inst ID: LC9.i
Smp Info : MRL_1 09GCSV0057 50/20/20/20/20ng/ml;2
Misc Info : ;1; ; ; ;3;CAL.sub; ;0;1
Comment : SOP SAC-LC-0009
Method : \\Terastation\share\GCdata\LC9.I\04102009.B\8330CNAB.m
Meth Date : 11-Apr-2009 05:35 tap Quant Type: AREA%
Cal Date : 27-SEP-2008 13:24 Cal File: C-000003.d
Als bottle: 6 Continuing Calibration Sample
Dil Factor: 1.00000
Integrator: HP Genie Compound Sublist: CAL.sub
Target Version: 4.14
Processing Host: SACP307WW

RT	AREA	HEIGHT	HT/AREA	% HEIGHT			COMPOUNDS
16.914	28994	199	0.007	3.18		10	Nitrobenzene
19.634	62663	438	0.007	7.00		7	1,3-Dinitrobenzene
21.974	54579	350	0.006	5.59		6	1,3,5-Trinitrobenze
22.817	81946	546	0.007	8.73		17	2-Nitrotoluene
23.453	20995	161	0.008	2.57		19	3-Nitrotoluene
25.176	45129	337	0.007	5.38		8	3,5-Dinitroaniline
25.705	25093	227	0.009	3.62		3	RDX
26.544	55285	401	0.007	6.41		16	2,4-Dinitrotoluene
27.416	31313	244	0.008	3.90		15	2,6-Dinitrotoluene
29.315	39158	336	0.009	5.37		14	2-AM-4,6-DNT
29.654	29687	290	0.010	4.63		13	4-AM-2,6-DNT
30.271	4582	49	0.011	0.78			
31.288	90756	711	0.008	11.51	$	1	3,4-Dinitrotoluene
33.055	94697	518	0.005	8.28		12	2,4,6-Trinitrotolue
33.688	34903	234	0.007	3.74			
35.181	43837	257	0.006	4.10		2	HMX
36.695	3739	33	0.009	0.52			
40.882	42317	444	0.010	7.09		9	TETRYL
43.576	5598	56	0.010	0.89			
44.068	4893	83	0.017	1.32			
44.949	4810	43	0.009	0.68			
46.258	6482	76	0.012	1.21			
47.460	6237	68	0.011	1.08			
48.275	3455	38	0.011	0.60			
49.519	9806	58	0.006	0.92			
50.104	5738	33	0.006	0.52			
50.798	2567	24	0.009	0.38			
	839258	6254		100.000			

Total unknown % height = 12.64

See reintegration.

Data File: \\Terastation\share\GCdata\LC9.I\04102009.B\C-000013.D
Date : 11-APR-2009 04:37
Client ID:
Sample Info: MRL_1 09GCSV0057 50/20/20/20/20ng/ml;2

Instrument: LC9.1
Operator: fhk
Column diameter: 4.60

Column phase: Agilent ZorbaxCyano

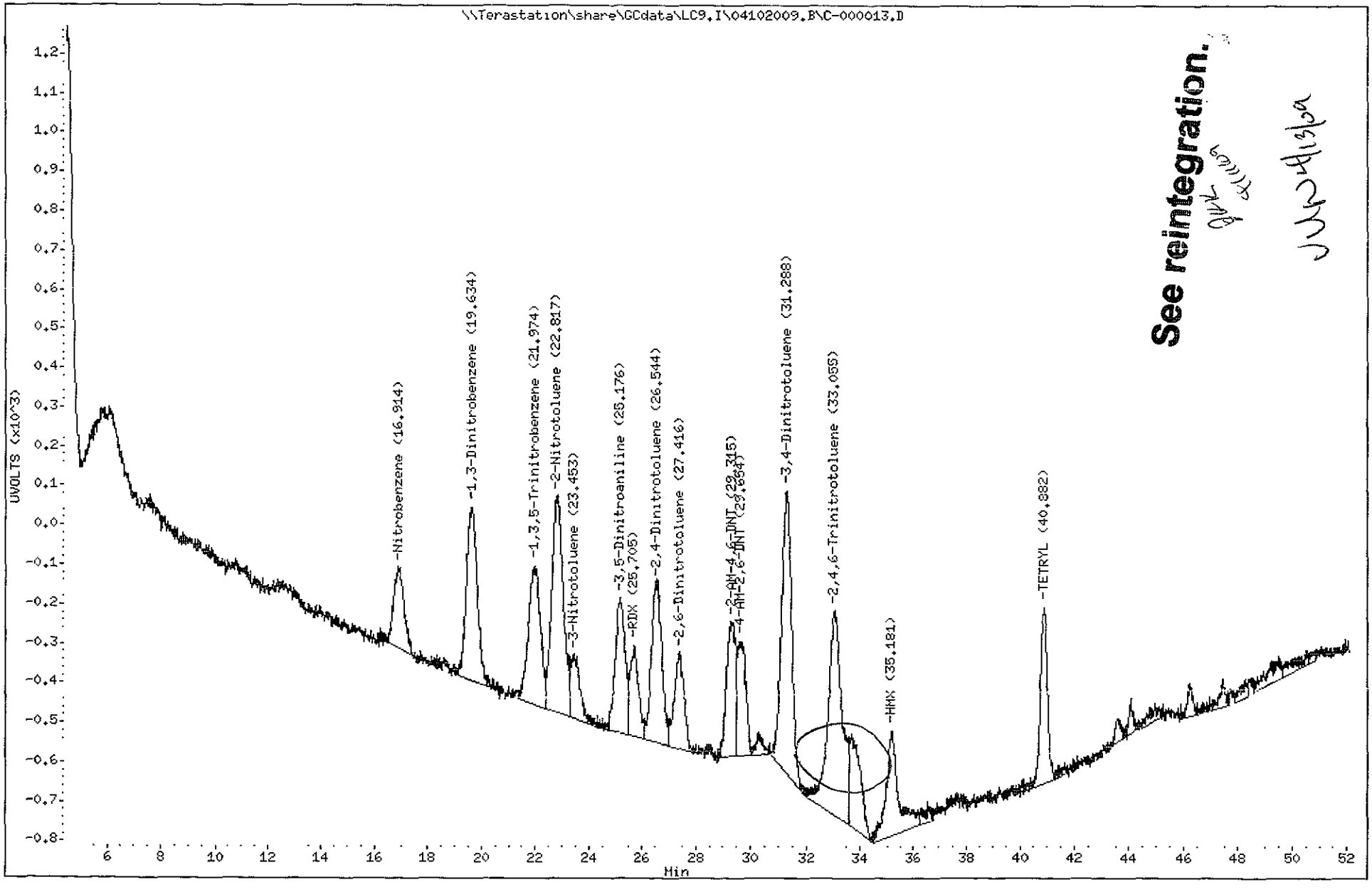

See reintegration.

North Canton

TestAmerica West Sacramento

Method 8330

Data file : \\Terastation\share\GCdata\LC9.I\04102009.B\C-000013.D\C-000013.
Lab Smp Id: MRL_1 09GCSV0057 50
Inj Date : 11-APR-2009 04:37
Operator : fhk Inst ID: LC9.i
Smp Info : MRL_1 09GCSV0057 50/20/20/20/20ng/ml;2
Misc Info : ;1; ; ; ;3;CAL.sub; ;0;1
Comment : SOP SAC-LC-0009
Method : \\Terastation\share\GCdata\LC9.I\04102009.B\8330CNAB.M\8330CN2.m
Meth Date : 11-Apr-2009 05:36 tap Quant Type: AREA%
Cal Date : 27-SEP-2008 13:24 Cal File: C-000003.d
Als bottle: 6 Continuing Calibration Sample
Dil Factor: 1.00000
Integrator: HP Genie Compound Sublist: CAL.sub
Target Version: 4.14
Processing Host: SACP307WW

RT	AREA	HEIGHT	HT/AREA	% HEIGHT	COMPOUNDS
18.120	132474	840	0.006	18.33	4 EGDN
38.776	111245	1097	0.010	23.94	11 Nitroglycerin
40.893	57502	584	0.010	12.74	
49.185	121986	2060	0.017	44.99	20 PETN
	423208	4581		100.000	

Total unknown % height = 12.74

Data File: \\Terastation\share\GCdata\LC9,I\04102009,B\C-000013,D\C-000013,D
Date : 11-APR-2009 04:37
Client ID:
Sample Info: MRL_1 09GCSV0057 50/20/20/20/20ng/ml;2

Instrument: LC9,1
Operator: fhk
Column phase: Agilent ZorbaxCyano
Column diameter: 4.60

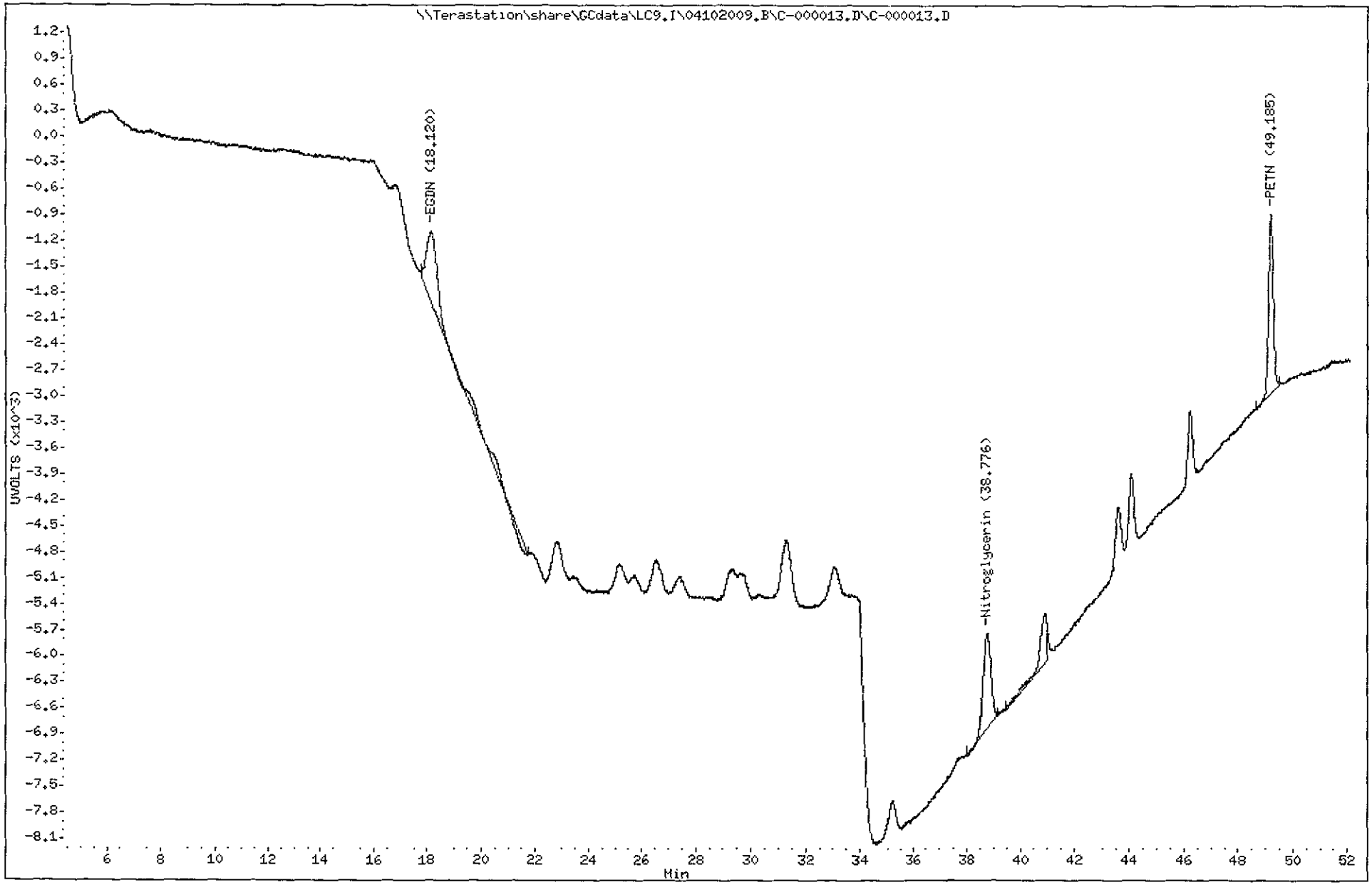

3922
North Canton

Initial Calibration

Includes (as applicable):

runlog

standard raw data

statistical summary

ms tune data

TestAmerica
THE LEADER IN ENVIRONMENTAL TESTING

West Sacramento

GC/HPLC ICAL Checklist

Instrument ID: LC10-C18 ICAL ID: 09272008 Method: 8330A

Analytes Included in curve (with dates): All

A. Included Sections of ICAL	Analyst	Reviewer	N/A
1. ICAL Summary included (for both columns if applicable).	✓	✓	
2. ICAL Runlog included.	✓	✓	
3. ICV Included and moved to after summary.	✓	✓	
4. PEM meets requirements and is included for 8081.			—
5. Alkane Marker included for 8015 TPH.			—
6. ICAL Raw Data included for all analytes.	—	✓	
B. ICAL Summary			
1. All analytes meet %RSD or linear regression requirements.	—	✓	
2. ICAL meets requirements stated in SOP.	—	✓	
2. Any levels dropped are reviewed and appropriate.	HW		✓
3. All analytes in ICAL are in the ICAL summary.	✓	✓	
4. RFs are calculated correctly. Perform Manual calculation.	—	✓	
C. ICAL Analysis			
1. Manual Integrations reviewed and appropriate.			✓
2. All peaks correctly identified.	—	✓	
3. No analytes have saturated peaks.	—	✓	
4. RT windows set correctly (8015 TPH).			—
5. ICV meets requirements and is run after the ICAL.	—	✓	
6. Standards used in ICAL are current.	—	✓	
7. ICAL is copied to source method.	—	✓	

Curve Valid for:	Yes	No	Criteria
Standard SOP	✓		RSD ≤20%, r≥ 0.995 (intercept <1/2RL for 8081,8082, NQ, 8310) and (<RL for 8330) and r>0.990 (intercept <RL for 8015), ICV≤15%, PEM ≤15%
DOD QSM V3	✓		RSD ≤20%, r≥ 0.995, ICV≤20%, PEM ≤15%
AFCEE 3.1	✓		RSD ≤20%, r≥ 0.995, ICV≤15%, PEM ≤15%
AFCEE 4.0	✓		RSD ≤20%, r≥ 0.995, ICV≤20% (8081, 8082, 8015) and ICV≤25% (8330,8310), PEM ≤15%

Analyst: [signature] Date: 9/30/08

Reviewer: [signature] Date: 9/30/08

Comments:

TestAmerica West Sacramento

INITIAL CALIBRATION DATA

Start Cal Date : 27-SEP-2008 13:52
End Cal Date : 27-SEP-2008 19:47
Quant Method : ESTD
Origin : Disabled
Target Version : 4.14
Integrator : Falcon
Method file : \\Terastation\share\GCdata\LC10.I\09272008.B\8330AB.M
Last Edit : 30-Sep-2008 11:42 kenneyf
Curve Type : Average

Calibration File Names:
Level 1: \\Terastation\share\GCdata\GCdata\LC10.I\09272008.B\A-000004.d
Level 2: \\Terastation\share\GCdata\GCdata\LC10.I\09272008.B\A-000005.d
Level 3: \\Terastation\share\GCdata\GCdata\LC10.I\09272008.B\A-000006.d
Level 4: \\Terastation\share\GCdata\GCdata\LC10.I\09272008.B\A-000007.d
Level 5: \\Terastation\share\GCdata\GCdata\LC10.I\09272008.B\A-000008.d
Level 6: \\Terastation\share\GCdata\GCdata\LC10.I\09272008.B\A-000009.d
Level 7: \\Terastation\share\GCdata\GCdata\LC10.I\09272008.B\A-000010.d
Level 8: \\Terastation\share\GCdata\GCdata\LC10.I\09272008.B\A-000011.d

Compound	5.000 Level 1	10.000 Level 2	20.000 Level 3	50.000 Level 4	100.000 Level 5	200.000 Level 6	RRF	% RSD	
	500.000 Level 7	1000.000 Level 8							
2 HMX	117	126	126	127	126	127			
	127	127					125	2.629	
3 RDX	79.40000	84.20000	80.50000	82.28000	80.63000	81.89500			
	83.09600	82.56600					81.82088	1.909	
4 EGDN	+++++	+++++	+++++	+++++	+++++	+++++			
	+++++	+++++					+++++	+++++	<-
5 Picric ACID	+++++	+++++	85.72000	89.27000	86.24500	83.37800			
	84.50700	77.35300					84.41217	4.726	
6 1,3,5-Trinitrobenzene	151	150	150	152	149	150			
	152	151					151	0.595	
7 1,3-Dinitrobenzene	148	149	143	143	141	144			
	145	144					145	1.732	
8 3,5-Dinitroaniline	102	99	93.95000	95.70000	93.12000	96.91000			
	97.73600	97.41400					96.95375	2.831	
9 TETRYL	107	106	99	101	98.18000	102			
	102	99					102	3.088	

TestAmerica West Sacramento

INITIAL CALIBRATION DATA

Start Cal Date : 27-SEP-2008 13:52
End Cal Date : 27-SEP-2008 19:47
Quant Method : ESTD
Origin : Disabled
Target Version : 4.14
Integrator : Falcon
Method file : \\Terastation\share\GCdata\LC10.I\09272008.B\8330AB.M
Last Edit : 30-Sep-2008 11:42 kenneyf
Curve Type : Average

Compound	5.000 Level 1	10.000 Level 2	20.000 Level 3	50.000 Level 4	100.000 Level 5	200.000 Level 6	RRF	% RSD
	500.000 Level 7	1000.000 Level 8						
10 Nitrobenzene	71.20000	67.20000	61.95000	63.20000	61.14000	63.89500		
	64.63000	63.84600					64.63262	4.974
11 Nitroglycerin	+++++	+++++	+++++	+++++	+++++	+++++		
	+++++	+++++					+++++	+++++
12 2,4,6-Trinitrotoluene	92.40000	93.90000	88.35000	88.48000	86.89000	87.73000		
	87.93000	86.71900					89.04988	2.961
13 4-AM-2,6-DNT	67.40000	68.00000	64.90000	63.96000	63.13000	63.77500		
	64.00000	63.80100					64.87075	2.804
14 2-AM-4,6-DNT	76.80000	75.50000	72.70000	73.04000	71.83000	72.59000		
	72.70000	72.47700					73.45463	2.360
15 2,6-Dinitrotoluene	57.00000	54.70000	53.10000	52.72000	52 62000	52.98500		
	52.85200	52.63400					53.57637	2.876
16 2,4-Dinitrotoluene	88.00000	85.40000	85.65000	84.78000	83.90000	84.51000		
	84 76400	84.60200					85.20075	1.469
17 2-Nitrotoluene	36.20000	36 70000	35.70000	35.14000	35.24000	35.48500		
	35.61600	35.27000				-	35.66888	1 501
18 4-Nitrotoluene	46.60000	45.20000	43.35000	42.96000	42.63000	43.06000		
	43.24000	42.85800					43.73725	3.210
19 3-Nitrotoluene	44.20000	45.60000	43.20000	42.24000	42.12000	42.54500		
	42.71200	42.26900					43.11075	2.816
20 PETN	+++++	+++++	+++++	+++++	+++++	+++++		
	+++++	+++++					+++++	+++++

TestAmerica West Sacramento

INITIAL CALIBRATION DATA

Start Cal Date : 27-SEP-2008 13:52
End Cal Date : 27-SEP-2008 19:47
Quant Method : ESTD
Origin : Disabled
Target Version : 4.14
Integrator : Falcon
Method file : \\Terastation\share\GCdata\LC10.I\09272008.B\8330AB.M
Last Edit : 30-Sep-2008 11:42 kenneyf
Curve Type : Average

Compound	5.000 Level 1	10.000 Level 2	20.000 Level 3	50 000 Level 4	100.000 Level 5	200.000 Level 6	RRF	% RSD
	500 000 Level 7	1000.000 Level 8						
$ 1 3,4-Dinitrotoluene	+++++	46.70000	46.85000	46 92000	46.78000	46.88500		
	47.89000	49.18800					47 31614	1.941

Report Date: 30-Sep-2008 12:06

Calibration History

Method : \\Terastation\share\GCdata\LC10.I\09272008.B\8330AB.M
Start Cal Date: 27-SEP-2008 13:52
End Cal Date : 27-SEP-2008 19:47
Last Cal Level: 8
Last Cal Type : Initial Calibration

Initial Calibration

Injection Date	Sublist	Calibration File
Cal Level: 1 , Cal Amount: 5.00000		
27-SEP-2008 13:52	CAL	\\Terastation\share\GCdata\LC10.I\09272008.B\A-000004.d
Cal Level: 2 , Cal Amount: 10.00000		
27-SEP-2008 14:43	CAL	\\Terastation\share\GCdata\LC10.I\09272008.B\A-000005.d
Cal Level: 3 , Cal Amount: 20.00000		
27-SEP-2008 15:34	CAL	\\Terastation\share\GCdata\LC10.I\09272008.B\A-000006.d
Cal Level: 4 , Cal Amount: 50.00000		
27-SEP-2008 16:24	CAL	\\Terastation\share\GCdata\LC10.I\09272008.B\A-000007.d
Cal Level: 5 , Cal Amount: 100.00000		
27-SEP-2008 17:15	CAL	\\Terastation\share\GCdata\LC10.I\09272008.B\A-000008.d
Cal Level: 6 , Cal Amount: 200.00000		
27-SEP-2008 18:05	CAL	\\Terastation\share\GCdata\LC10.I\09272008.B\A-000009.d
Cal Level: 7 , Cal Amount: 500.00000		
27-SEP-2008 18:56	CAL	\\Terastation\share\GCdata\LC10.I\09272008.B\A-000010.d
Cal Level: 8 , Cal Amount: 1000.00000		

27-SEP-2008 19:47	CAL	
\\Terastation\share\GCdata\LC10.I\09272008.B\A-000011.d		

Continuing Calibration
Ccal Level Mode: BY SAMPLE

27-SEP-2008 17:15	CAL	
\\Terastation\share\GCdata\LC10.I\09272008.B\A-000008.d		

TestAmerica West Sacramento

INITIAL CALIBRATION DATA

Start Cal Date : 27-SEP-2008 13:52
End Cal Date : 27-SEP-2008 19:47
Quant Method : ESTD
Origin : Disabled
Target Version : 4.14
Integrator : Falcon
Method file : \\Terastation\share\GCdata\LC10.I\09272008.B\8330AB.M\8330
Last Edit : 30-Sep-2008 12:32 kenneyf
Curve Type : Average

Calibration File Names:
Level 1: \\Terastation\share\GCdata\GCdata\LC10.I\09272008.B\A-000004.d\A-00
Level 2: \\Terastation\share\GCdata\GCdata\LC10.I\09272008.B\A-000005.d\A-00
Level 3: \\Terastation\share\GCdata\GCdata\LC10.I\09272008.B\A-000006.d\A-00
Level 4: \\Terastation\share\GCdata\GCdata\LC10.I\09272008.B\A-000007.d\A-00
Level 5: \\Terastation\share\GCdata\GCdata\LC10.I\09272008.B\A-000008.d\A-00
Level 6: \\Terastation\share\GCdata\GCdata\LC10.I\09272008.B\A-000009.d\A-00
Level 7: \\Terastation\share\GCdata\GCdata\LC10.I\09272008.B\A-000010.d\A-00
Level 8: \\Terastation\share\GCdata\GCdata\LC10.I\09272008.B\A-000011.d\A-00

Compound	5.000 Level 1	10.000 Level 2	20.000 Level 3	50.000 Level 4	100.000 Level 5	200.000 Level 6	RRF	% RSD	
	500.000 Level 7	1000.000 Level 8							
2 HMX	+++++	+++++	+++++	+++++	+++++	+++++			
	+++++	+++++					+++++	+++++	
3 RDX	+++++	+++++	+++++	+++++	+++++	+++++			
	+++++	+++++					+++++	+++++	
4 EGDN	+++++	+++++	+++++	+++++	+++++	+++++			
	+++++	+++++					+++++	+++++	<-
5 Picric ACID	+++++	+++++	126	131	127	122			
	124	113					124	4.825	
6 1,3,5-Trinitrobenzene	+++++	+++++	+++++	+++++	+++++	+++++			
	+++++	+++++					+++++	+++++	
7 1,3-Dinitrobenzene	+++++	+++++	+++++	+++++	+++++	+++++			
	+++++	+++++					+++++	+++++	
8 3,5-Dinitroaniline	+++++	+++++	+++++	+++++	+++++	+++++			
	+++++	+++++					+++++	+++++	
9 TETRYL	+++++	+++++	+++++	+++++	+++++	+++++			
	+++++	+++++					+++++	+++++	

TestAmerica West Sacramento

INITIAL CALIBRATION DATA

Start Cal Date : 27-SEP-2008 13:52
End Cal Date : 27-SEP-2008 19:47
Quant Method : ESTD
Origin : Disabled
Target Version : 4.14
Integrator : Falcon
Method file : \\Terastation\share\GCdata\LC10.I\09272008.B\8330AB.M\8330
Last Edit : 30-Sep-2008 12:32 kenneyf
Curve Type : Average

Compound	5.000 Level 1 / 500.000 Level 7	10.000 Level 2 / 1000.000 Level 8	20.000 Level 3	50.000 Level 4	100.000 Level 5	200.000 Level 6	RRF	% RSD
10 Nitrobenzene	+++++ / +++++	+++++ / +++++	+++++	+++++	+++++	+++++	+++++	+++++
11 Nitroglycerin	+++++ / 76.04600	+++++ / 76.29300	75.35000	74.06000	73 19000	73.06000	74.66650	1.908
12 2,4,6-Trinitrotoluene	+++++ / +++++	+++++ / +++++	+++++	+++++	+++++	+++++	+++++	+++++
13 4-AM-2,6-DNT	+++++ / +++++	+++++ / +++++	+++++	+++++	+++++	+++++	+++++	+++++
14 2-AM-4,6-DNT	+++++ / +++++	+++++ / +++++	+++++	+++++	+++++	+++++	+++++	+++++
15 2,6-Dinitrotoluene	+++++ / +++++	+++++ / +++++	+++++	+++++	+++++	+++++	+++++	+++++
16 2,4-Dinitrotoluene	+++++ / +++++	+++++ / +++++	+++++	+++++	+++++	+++++	+++++	+++++
17 2-Nitrotoluene	+++++ / +++++	+++++ / +++++	+++++	+++++	+++++	+++++	+++++	+++++
18 4-Nitrotoluene	+++++ / +++++	+++++ / +++++	+++++	+++++	+++++	+++++	+++++	+++++
19 3-Nitrotoluene	+++++ / +++++	+++++ / +++++	+++++	+++++	+++++	+++++	+++++	+++++
20 PETN	+++++ / 38.12000	+++++ / 38.32400	38.70000	39.22000	37.69000	38.42500	38.41317	1.353

TestAmerica West Sacramento

INITIAL CALIBRATION DATA

Start Cal Date : 27-SEP-2008 13:52
End Cal Date : 27-SEP-2008 19:47
Quant Method : ESTD
Origin : Disabled
Target Version : 4.14
Integrator : Falcon
Method file : \\Terastation\share\GCdata\LC10.I\09272008.B\8330AB.M\8330
Last Edit : 30-Sep-2008 12:32 kenneyf
Curve Type : Average

Compound	5.000 Level 1	10.000 Level 2	20.000 Level 3	50.000 Level 4	100.000 Level 5	200.000 Level 6	RRF	% RSD
	500.000 Level 7	1000.000 Level 8						
$ 1 3,4-Dinitrotoluene	+++++	91 90000	95.35000	94.04000	93.04000	92.95500		
	94.51667	96.91200					94.10195	1.785

Report Date: 30-Sep-2008 12:36

Calibration History

Method : \\Terastation\share\GCdata\LC10.I\09272008.B\8330AB.M\83302.M
Start Cal Date: 27-SEP-2008 13:52
End Cal Date : 27-SEP-2008 19:47
Last Cal Level: 8
Last Cal Type : Initial Calibration

Initial Calibration

Injection Date	Sublist	Calibration File
Cal Level: 1 , Cal Amount: 5.00000		
27-SEP-2008 13:52	CAL	\\Terastation\share\GCdata\LC10.I\09272008.B\A-000004.d\A-000004.d
Cal Level: 2 , Cal Amount: 10.00000		
27-SEP-2008 14:43	CAL	\\Terastation\share\GCdata\LC10.I\09272008.B\A-000005.d\A-000005.d
Cal Level: 3 , Cal Amount: 20.00000		
27-SEP-2008 15:34	CAL	\\Terastation\share\GCdata\LC10.I\09272008.B\A-000006.d\A-000006.d
Cal Level: 4 , Cal Amount: 50.00000		
27-SEP-2008 16:24	CAL	\\Terastation\share\GCdata\LC10.I\09272008.B\A-000007.d\A-000007.d
Cal Level: 5 , Cal Amount: 100.00000		
27-SEP-2008 17:15	CAL	\\Terastation\share\GCdata\LC10.I\09272008.B\A-000008.d\A-000008.d
Cal Level: 6 , Cal Amount: 200.00000		
27-SEP-2008 18:05	CAL	\\Terastation\share\GCdata\LC10.I\09272008.B\A-000009.d\A-000009.d
Cal Level: 7 , Cal Amount: 500.00000		
27-SEP-2008 18:56	CAL	\\Terastation\share\GCdata\LC10.I\09272008.B\A-000010.d\A-000010.d
Cal Level: 8 , Cal Amount: 1000.00000		

27-SEP-2008 19:47	CAL	\\Terastation\share\GCdata\LC10.I\09272008.B\A-000011.d\A-000011.d

Continuing Calibration
Ccal Level Mode: BY SAMPLE

27-SEP-2008 16:24	CAL	\\Terastation\share\GCdata\LC10.I\09272008.B\A-000007.d\A-000007.d

TestAmerica West Sacramento
GC/LC INSTRUMENT LOG

Inst ID: LC10 Batch ID: 09272008
Method : Method 8330 Test : SOP SAC-LC-0009
ICAL Date: See Calibration Report

Date	Time	Operator	Sample ID	File ID	Vol or Wt	Extract Vol	Diln	Comments
27-SEP-2008	11:20	fhk	PRIMER	A-000001.	0 g	0 mL	1	
27-SEP-2008	12:11	fhk	PRIMER	A-000002.	0 g	0 mL	1	
27-SEP-2008	13:02	fhk	Blank	A-000003.	0 g	0 mL	1	
27-SEP-2008	13:52	fhk	STD_1 08GCSV0252 5.0/0/0/0ng/m	A-000004.	0 g	0 mL	1	
27-SEP-2008	14:43	fhk	STD_2 08GCSV0253 10/20/10/10ng	A-000005.	0 g	0 mL	1	
27-SEP-2008	15:34	fhk	STD_3 08GCSV0254 20/50/20/20ng	A-000006.	0 g	0 mL	1	
27-SEP-2008	16:24	fhk	STD_4 08GCSV0255 50/100/50/50n	A-000007.	0 g	0 mL	1	
27-SEP-2008	17:15	fhk	STD_5 08GCSV0258 100/200/100/1	A-000008.	0 g	0 mL	1	
27-SEP-2008	18:05	fhk	STD_6 08GCSV0259 200/500/200/2	A-000009.	0 g	0 mL	1	
27-SEP-2008	18:56	fhk	STD_7 08GCSC0260 500/1000/500/	A-000010.	0 g	0 mL	1	
27-SEP-2008	19:47	fhk	STD_8 08GCSV0261 1000/2000/100	A-000011.	0 g	0 mL	1	
27-SEP-2008	20:37	fhk	Blank	A-000012.	0 g	0 mL	1	
27-SEP-2008	21:28	fhk	ICV_6 08GCSV0135 100/200/100/1	A-000013.	0 g	0 mL	1	
27-SEP-2008	22:19	fhk	STD_5 08GCSV0258 100/200/100/1	A-000014.	0 g	0 mL	1	

TestAmerica West Sacramento

A-000013.D

Chromatography Summary

Injection Date: 9/27/2008 21:28 **Operator:** fhk

DataFile: LC10 I\09272008.B\A-000013 D **Vial Num:** 20

Instrument ID: LC10

Method 8330 Target Analyte Results

Sample : **ICV_6 08GCSV0135 100/200/100/100ng/mL**

Method File: LC10 I\09272008.B\8330AB.M

Start Cal Date: 9/27/2008 13.52 **End Cal Date:** 9/27/2008 19 47

Dilution Factor	Extract Volume	Sample Volume	Sample Weight
1X	0 mL	0 mL	0 g

Matrix: NONE **SubList:** CAL.sub **SpikeList:**

Samp. Info: ICV_6 08GCSV0135 100/200/100/100ng/mL,2

Misc. Info: ;6, ; ; ;3;CAL sub; ;0;1

	Signal 1 UV 250-265							Signal 2 UV 358-205								
Compound Name	RT	Response	PPB	Spike Level	%D	Result	Flag	RT	Response	PPB	Spike Level	%D	Result	Flag	Limits(%)	Flag
3,4-Dinitrotoluene	18 69	9022	190.7000<	200	-5%	Acceptable		18 70	17952	190 8000	200	-5%	Acceptable		(±15)	
HMX	5 31	25559	203 9000<	200	2%	Acceptable					**200**	**-100%**	**Fails**		(±15)	45
RDX	7 97	15689	191.7000<	200	-4%	Acceptable					**200**	**-100%**	**Fails**		(±15)	45
Picric ACID	9 21	41952	497 0000	500	-1%	Acceptable		9 21	61649	497 3000<	500	-1%	Acceptable		(±15)	
1,3,5-Trinitrobenzene	10 40	28345	188 2000<	200	-6%	Acceptable					**200**	**-100%**	**Fails**		(±15)	45
1,3-Dinitrobenzene	13.59	26803	185 3000<	200	-7%	Acceptable					**200**	**-100%**	**Fails**		(±15)	45
TETRYL	14.72	17979	176.6000<	200	-12%	Acceptable					**200**	**-100%**	**Fails**		(±15)	45
Nitrobenzene	15.57	11948	184.9000<	200	-8%	Acceptable					**200**	**-100%**	**Fails**		(±15)	45
2,4,6-Trinitrotoluene	17.02	16676	187 3000<	200	-6%	Acceptable					**200**	**-100%**	**Fails**		(±15)	45
4-AM-2,6-DNT	18.16	11745	181.0000<	200	-10%	Acceptable					**200**	**-100%**	**Fails**		(±15)	45
2-AM-4,6-DNT	19.32	13573	184.8000<	200	-8%	Acceptable					**200**	**-100%**	**Fails**		(±15)	45
2,6-Dinitrotoluene	21.03	9900	184.8000<	200	-8%	Acceptable					**200**	**-100%**	**Fails**		(±15)	45
2,4-Dinitrotoluene	21 80	15718	184 5000<	200	-8%	Acceptable					**200**	**-100%**	**Fails**		(±15)	45
2-Nitrotoluene	25 68	6799	190 6000<	200	-5%	Acceptable					**200**	**-100%**	**Fails**		(±15)	45
4-Nitrotoluene	27 61	8163	186.6000<	200	-7%	Acceptable					**200**	**-100%**	**Fails**		(±15)	45
3-Nitrotoluene	29.76	8057	186.9000<	200	-7%	Acceptable					**200**	**-100%**	**Fails**		(±15)	45
Nitroglycerin				**200**	**-100%**	**Fails**		16 19	15609	209 0000<	200	5%	Acceptable		(±15)	45
PETN				**200**	**-100%**	**Fails**		31 44	7499	195 2000<	200	-2%	Acceptable		(±15)	45
3,5-Dinitroaniline	14.47	17382	179.3000<	200	-10%	Acceptable					**200**	**-100%**	**Fails**		(±15)	45
EGDN				**200**	**-100%**	**Fails**	N/A				**200**	**-100%**	**Fails**	N/A	(±15)	

passes ICV criteria ±15%
9/30/08

Notes: M = Manually Integrated
D = Operator Disabled Result
O = Over Calibration Range

Signals Differ by More Than 40%
Signals Differ by More Than 50%

Printed: 9/30/2008 12:38 PM

Test America West Sacramento

Method 8330

Data file : \\Terastation\share\GCdata\LC10.I\09272008.B\A-000013.D
Lab Smp Id: ICV_6 08GCSV0135 10
Inj Date : 27-SEP-2008 21:28
Operator : fhk Inst ID: LC10.i
Smp Info : ICV_6 08GCSV0135 100/200/100/100ng/mL;2
Misc Info : ;6; ; ; ;3;CAL.sub; ;0;1
Comment : SOP SAC-LC-0009
Method : \\Terastation\share\GCdata\LC10.I\09272008.B\8330AB.m
Meth Date : 27-Sep-2008 22:14 tap Quant Type: AREA%
Cal Date : 17-APR-2008 03:14 Cal File: A-000011.d
Als bottle: 20 Continuing Calibration Sample
Dil Factor: 1.00000
Integrator: Falcon+ Compound Sublist: CAL.sub
Target Version: 4.14
Processing Host: SACP307HPLC

RT	AREA	HEIGHT	HT/AREA	% HEIGHT			COMPOUNDS
4.970	661	88	0.133	0.03			
5.310	166517	25559	0.153	8.93		2	HMX
7.967	182212	15689	0.086	5.48		3	RDX
8.647	1381	128	0.093	0.04			
9.213	580188	41952	0.072	14.80		5	Picric ACID
10.397	388900	28345	0.073	9.91		6	1,3,5-Trinitrobenze
11.837	3196	166	0.052	0.05			
13.593	465283	26803	0.058	9.37		7	1,3-Dinitrobenzene
14.467	270363	17382	0.064	6.07		8	3,5-Dinitroaniline
14.717	317737	17979	0.057	6.28		9	TETRYL
15.573	236146	11948	0.051	4.17		10	Nitrobenzene
17.023	331906	16676	0.050	5.83		12	2,4,6-Trinitrotolue
18.163	247970	11745	0.047	4.10		13	4-AM-2,6-DNT
18.693	193073	9022	0.047	3.15	$	1	3,4-Dinitrotoluene
19.320	333036	13573	0.041	4.74		14	2-AM-4,6-DNT
21.033	233369	9900	0.042	3.46		15	2,6-Dinitrotoluene
21.797	406817	15718	0.039	5.49		16	2,4-Dinitrotoluene
23.260	365	36	0.099	0.01			
24.303	184	33	0.180	0.01			
25.677	198484	6799	0.034	2.37		17	2-Nitrotoluene
27.613	255661	8163	0.032	2.85		18	4-Nitrotoluene
29.757	272047	8057	0.030	2.81		19	3-Nitrotoluene
31.190	125	32	0.256	0.01			
31.807	249	35	0.140	0.01			
32.413	332	29	0.087	0.01			
33.403	197	22	0.112	0.00			
33.617	164	35	0.213	0.01			
34.580	144	30	0.209	0.01			
	5086707	285944		100.000			

Total unknown % height = 0.1900

Data File: \\Terastation\share\GCdata\LC10.I\09272008.B\A-000013.D
Date : 27-SEP-2008 21:28
Client ID:
Sample Info: ICV_6 08GCSV0135 100/200/100/100ng/mL;2

Instrument: LC10.i
Operator: fhk
Column diameter: 4.60

Column phase: SYNERGI HYDRORP C18

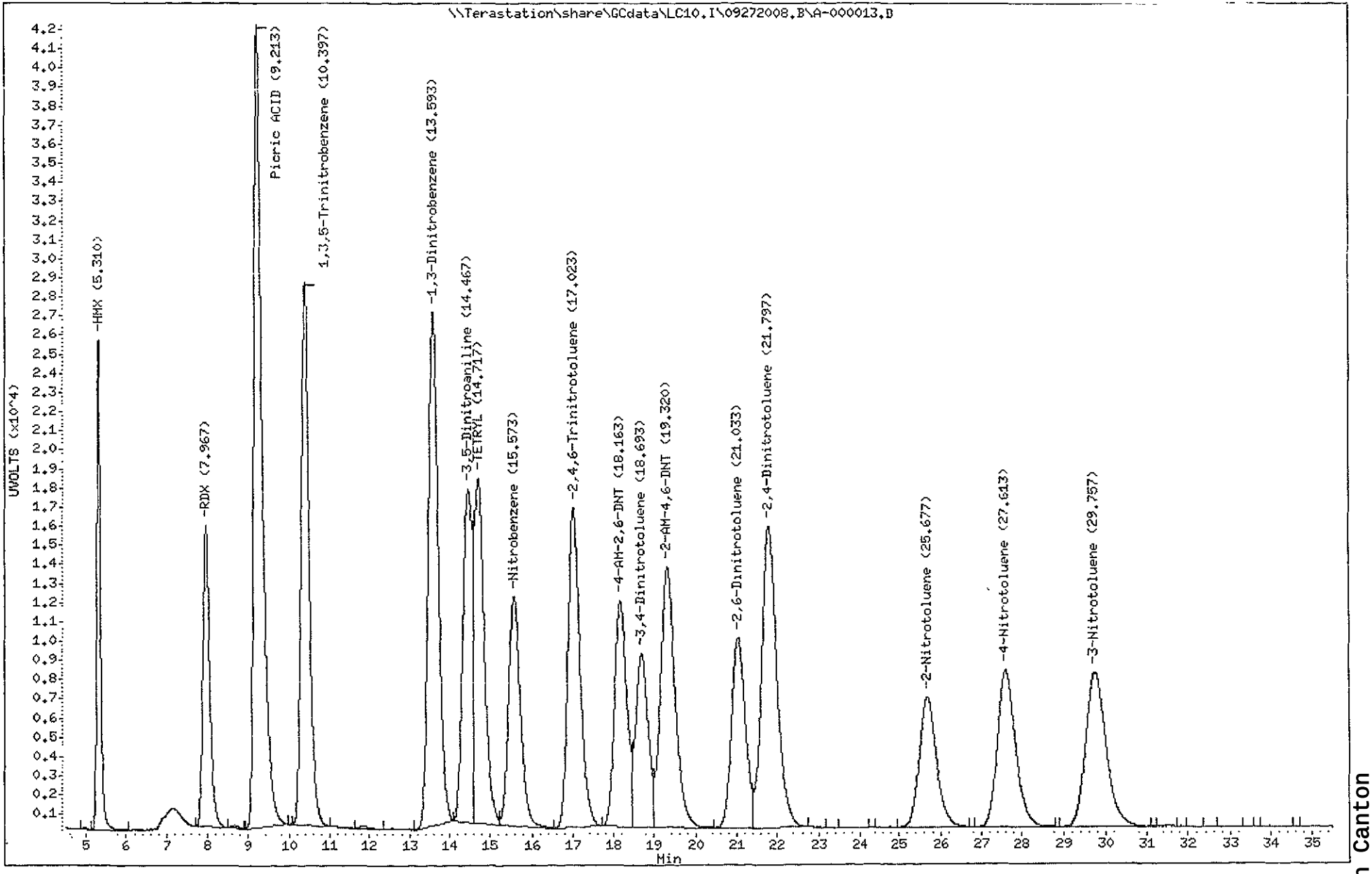

3938
North Canton

Test America West Sacramento

Method 8330

Data file : \\Terastation\share\GCdata\LC10.I\09272008.B\A-000013.D\A-000013
Lab Smp Id: ICV_6 08GCSV0135 10
Inj Date : 27-SEP-2008 21:28
Operator : fhk Inst ID: LC10.i
Smp Info : ICV_6 08GCSV0135 100/200/100/100ng/mL;2
Misc Info : ;6; ; ; ;3;CAL.sub; ;0;1
Comment : SOP SAC-LC-0009
Method : \\Terastation\share\GCdata\LC10.I\09272008.B\8330AB.M\83302.m
Meth Date : 27-Sep-2008 22:14 tap Quant Type: AREA%
Cal Date : 17-APR-2008 03:14 Cal File: A-000011.d
Als bottle: 20 Continuing Calibration Sample
Dil Factor: 1.00000
Integrator: Falcon+ Compound Sublist: CAL.sub
Target Version: 4.14
Processing Host: SACP307HPLC

RT	AREA	HEIGHT	HT/AREA	% HEIGHT		COMPOUNDS
9.213	864233	61649	0.071	20.02		5 Picric ACID
10.387	8899	505	0.057	0.16		
13.593	248148	14208	0.057	4.58		
14.477	197154	14874	0.075	4.80		
14.727	423572	22122	0.052	7.14		
15.573	494192	25511	0.052	8.24		
16.193	299066	15609	0.052	5.04		11 Nitroglycerin
17.023	342776	17237	0.050	5.56		
18.167	401820	19098	0.048	6.16		
18.697	388799	17952	0.046	5.79	$	1 3,4-Dinitrotoluene
19.320	372285	15087	0.041	4.87		
21.033	445357	18403	0.041	5.94		
21.797	356128	13307	0.037	4.29		
25.677	477959	16314	0.034	5.26		
27.613	445512	14294	0.032	4.61		
29.767	530288	15752	0.030	5.08		
31.440	271354	7499	0.028	2.42		20 PETN
32.957	306	57	0.186	0.01		
33.163	336	68	0.203	0.02		
34.327	472	50	0.106	0.01		
	6568657	309596		100.000		

Total unknown % height = 66.73

Data File: \\Terastation\share\GCdata\LC10.I\09272008.B\A-000013.D\A-000013.D
Date : 27-SEP-2008 21:28
Client ID:
Sample Info: ICV_6 08GCSV0135 100/200/100/100ng/mL;2

Instrument: LC10.i
Operator: fhk
Column diameter: 4.60

Column phase: SYNERGI HYDRORP C18

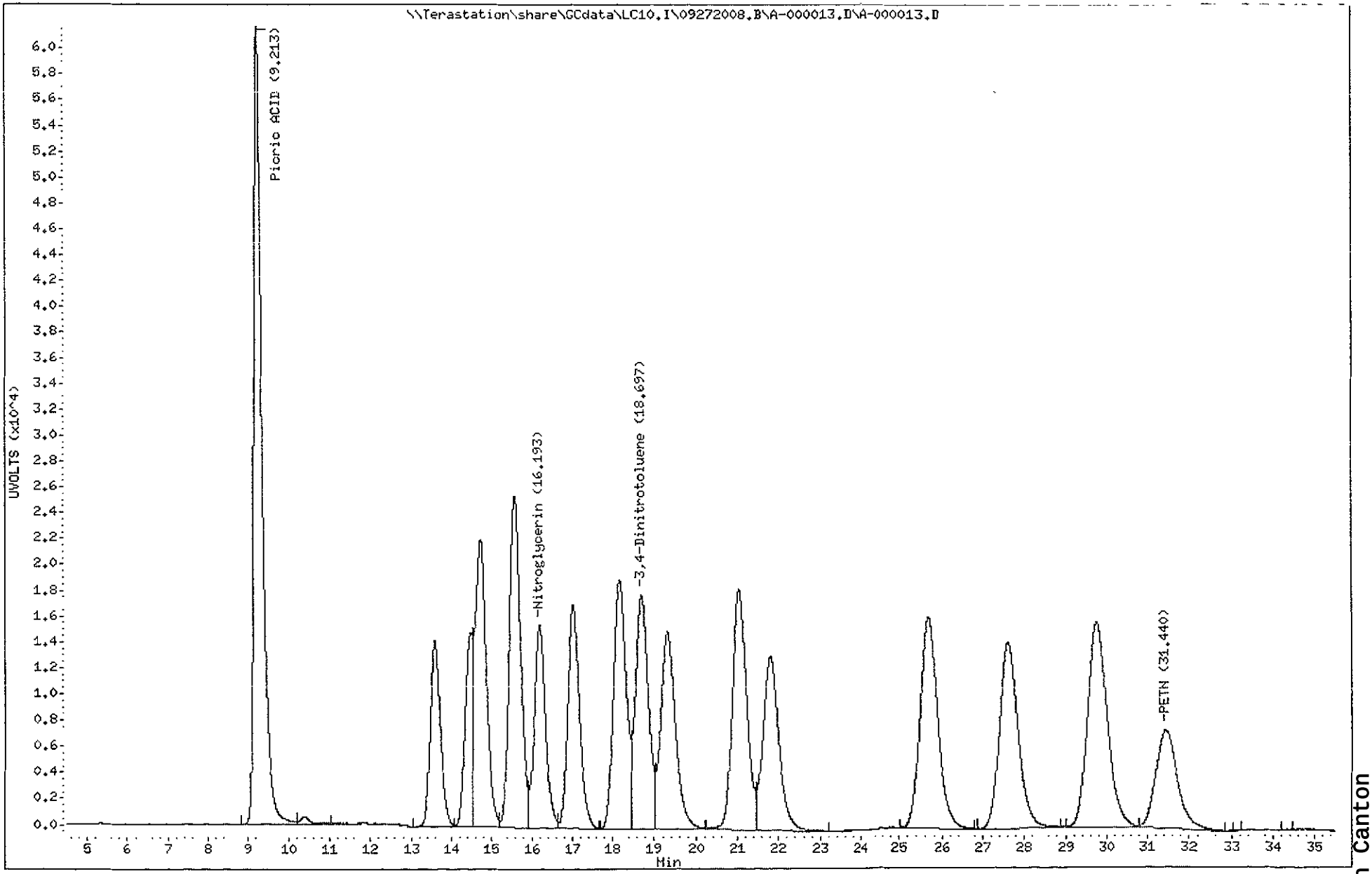

3940
North Canton

TestAmerica West Sacramento

A-000003.D

Chromatography Summary

Injection Date: 9/27/2008 13 02 **Operator:** fhk

DataFile: LC10 I\09272008.B\A-000003 D **Vial Num:** 11

Instrument ID: LC10

Method 8330 Target Analyte Results

Sample : **Blank**

Method File: LC10.I\09272008.B\8330AB.M

Start Cal Date: 4/16/2008 20.58 **End Cal Date:** 4/17/2008 3:14

Dilution Factor	Extract Volume	Sample Volume	Sample Weight
1X	0 mL	0 mL	0 g

Matrix: NONE **SubList:** CAL sub **SpikeList:**

Samp. Info: Blank,0

Misc. Info: ; ; ; ; ,3;CAL.sub, ;0;1

	Signal 1 UV 250-265					Signal 2 UV 358-205							
Compound Name	**RT**	**Diff**	**Response**	**PPB**	**Flag**	**RT**	**Diff**	**Response**	**PPB**	**Flag**	**MDL**	**RL**	**Flag**
3,4-Dinitrotoluene	**18.84**	**0.150**	**34**	**0.7250<**							**0.0000**	**0.00**	**45**
HMX											0 0000	0 00	
RDX											0 0000	0.00	
Picric ACID											0.0000	0 00	
1,3.5-Trinitrobenzene											0.0000	0.00	
1,3-Dinitrobenzene											0.0000	0.00	
TETRYL											0 0000	0 00	
Nitrobenzene											0.0000	0 00	
2.4,6-Trinitrotoluene											0.0000	0 00	
4-AM-2,6-DNT											0 0000	0 00	
2-AM-4,6-DNT											0.0000	0 00	
2.6-Dinitrotoluene											0 0000	0 00	
2,4-Dinitrotoluene											0.0000	0 00	
2-Nitrotoluene	**25.58**	**-0.084**	**32**	**0.8760<**							***0.0000***	***0.00***	**45**
4-Nitrotoluene											0.0000	0 00	
3-Nitrotoluene											0.0000	0.00	
Nitroglycerin											0 0000	0 00	
PETN											0.0000	0 00	
3,5-Dinitroaniline											0 0000	0 00	
EGDN											0 0000	0.00	

Surrogates:	**Spiked**	**Recovered**	**%Rec**	**Spiked**	**Recovered**	**%Rec**	**Limits**
3,4-Dinitrotoluene	**50.0000**	**0.7250**	**1**	**50.0000**		**0**	**30--1.#QNAN**

Notes:
M = Manually Integrated
D = Operator Disabled Result
O = Over Calibration Range

Signals Differ by More Than 40%
Signals Differ by More Than 50%

Printed: 9/27/2008 2:28 PM

Test America West Sacramento

Method 8330

Data file : \\Terastation\share\GCdata\LC10.I\09272008.B\A-000003.D
Lab Smp Id: Blank
Inj Date : 27-SEP-2008 13:02
Operator : fhk Inst ID: LC10.i
Smp Info : Blank;0
Misc Info : ; ; ; ; ;3;CAL.sub; ;0;1
Comment : SOP SAC-LC-0009
Method : \\Terastation\share\GCdata\LC10.I\09272008.B\8330AB.m
Meth Date : 27-Sep-2008 13:03 kenneyf Quant Type: AREA%
Cal Date : 17-APR-2008 03:14 Cal File: A-000011.d
Als bottle: 11
Dil Factor: 1.00000
Integrator: Falcon+ Compound Sublist: CAL.sub
Target Version: 4.14
Processing Host: SACP307HPLC

RT	AREA	HEIGHT	HT/AREA	% HEIGHT	COMPOUNDS
5.553	116	0	0.000	0.00	
9.577	1386	87	0.063	23.37	
18.837	467	34	0.073	9.11	$ 1 3,4-Dinitrotoluene
20.060	255	31	0.121	8.31	
25.577	460	32	0.070	8.57	17 2-Nitrotoluene
26.343	626	38	0.061	10.18	
26.867	360	35	0.097	9.38	
30.127	586	35	0.060	9.38	
32.770	749	48	0.064	12.86	
34.457	533	33	0.062	8.84	
	5539	373		100.000	

Total unknown % height = 82.32

Data File: \\Terastation\share\GCdata\LC10,I\09272008,B\A-000003,D
Date : 27-SEP-2008 13:02
Client ID:
Sample Info: Blank;0

Instrument: LC10,1
Operator: fhk
Column diameter: 4.60

Column phase: SYNERGI HYDRORP C18

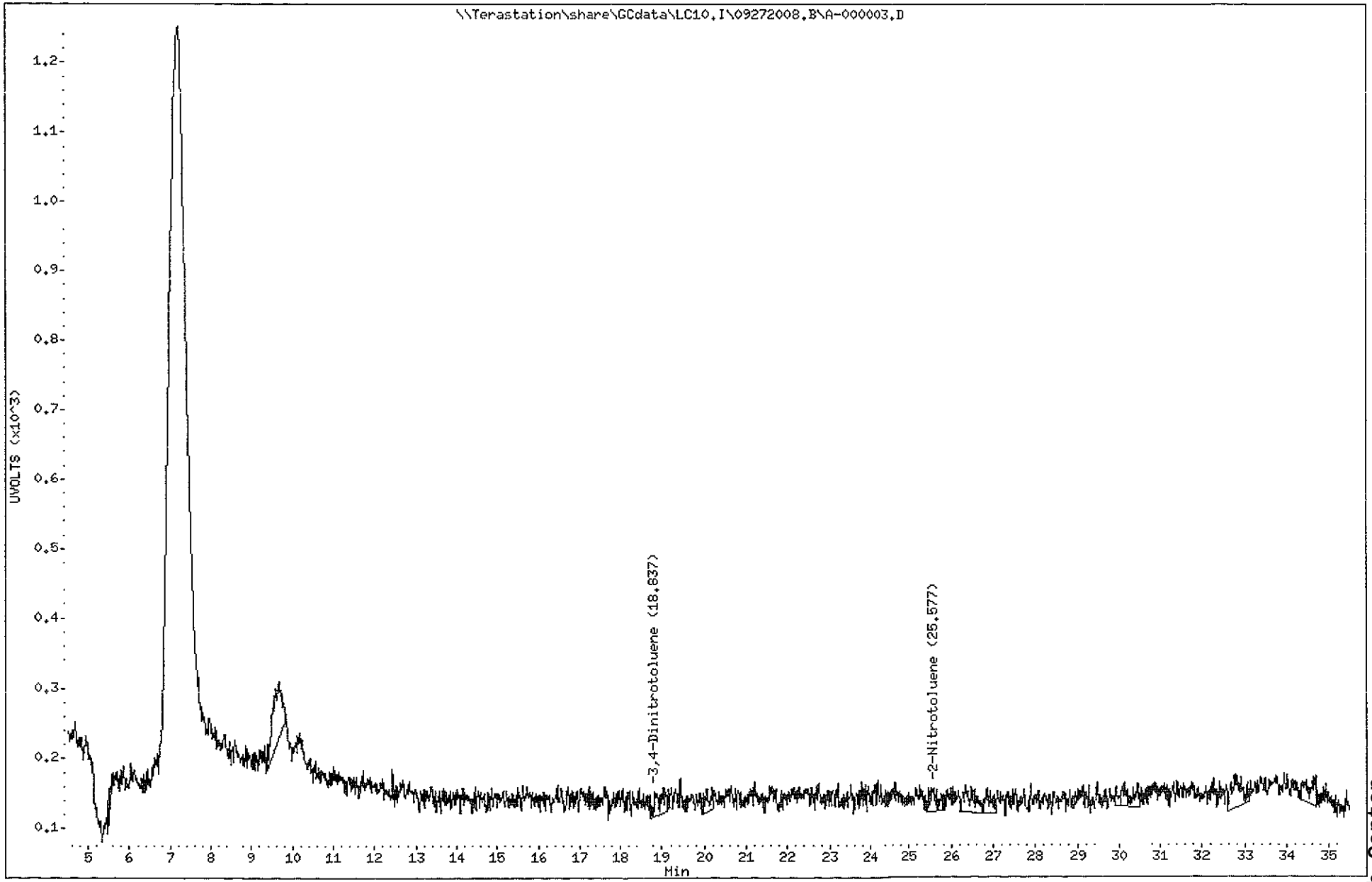

3943
North Canton

Test America West Sacramento

Method 8330

Data file : \\Terastation\share\GCdata\LC10.I\09272008.B\A-000003.D\A-000003
Lab Smp Id: Blank
Inj Date : 27-SEP-2008 13:02
Operator : fhk Inst ID: LC10.i
Smp Info : Blank;0
Misc Info : ; ; ; ; ;3;CAL.sub; ;0;1
Comment : SOP SAC-LC-0009
Method : \\Terastation\share\GCdata\LC10.I\09272008.B\8330AB.M\83302.m
Meth Date : 27-Sep-2008 12:57 tap Quant Type: AREA%
Cal Date : 17-APR-2008 03:14 Cal File: A-000011.d
Als bottle: 11
Dil Factor: 1.00000
Integrator: Falcon+ Compound Sublist: CAL.sub
Target Version: 4.14
Processing Host: SACP307HPLC

RT	AREA	HEIGHT	HT/AREA	% HEIGHT	COMPOUNDS
26.173	1122	53	0.047	6.07	
26.607	528	59	0.112	6.75	
28.073	624	64	0.103	7.33	
29.137	307	39	0.127	4.46	
29.853	5512	140	0.025	16.08	
30.837	1074	84	0.078	9.62	
31.163	1099	93	0.085	10.65	
32.630	187	64	0.343	7.33	
32.773	404	56	0.139	6.41	
33.477	3037	107	0.035	12.25	
34.327	285	62	0.218	7.10	
34.543	383	52	0.136	5.95	
	14560	873		100.000	

Total unknown % height = 100.0

Data File: \\Terastation\share\GCdata\LC10.I\09272008.B\A-000003.D\A-000003.D
Date : 27-SEP-2008 13:02
Client ID:
Sample Info: Blank;0

Instrument: LC10.i

Operator: fhk
Column diameter: 4.60

Column phase: SYNERGI HYDRORP C18

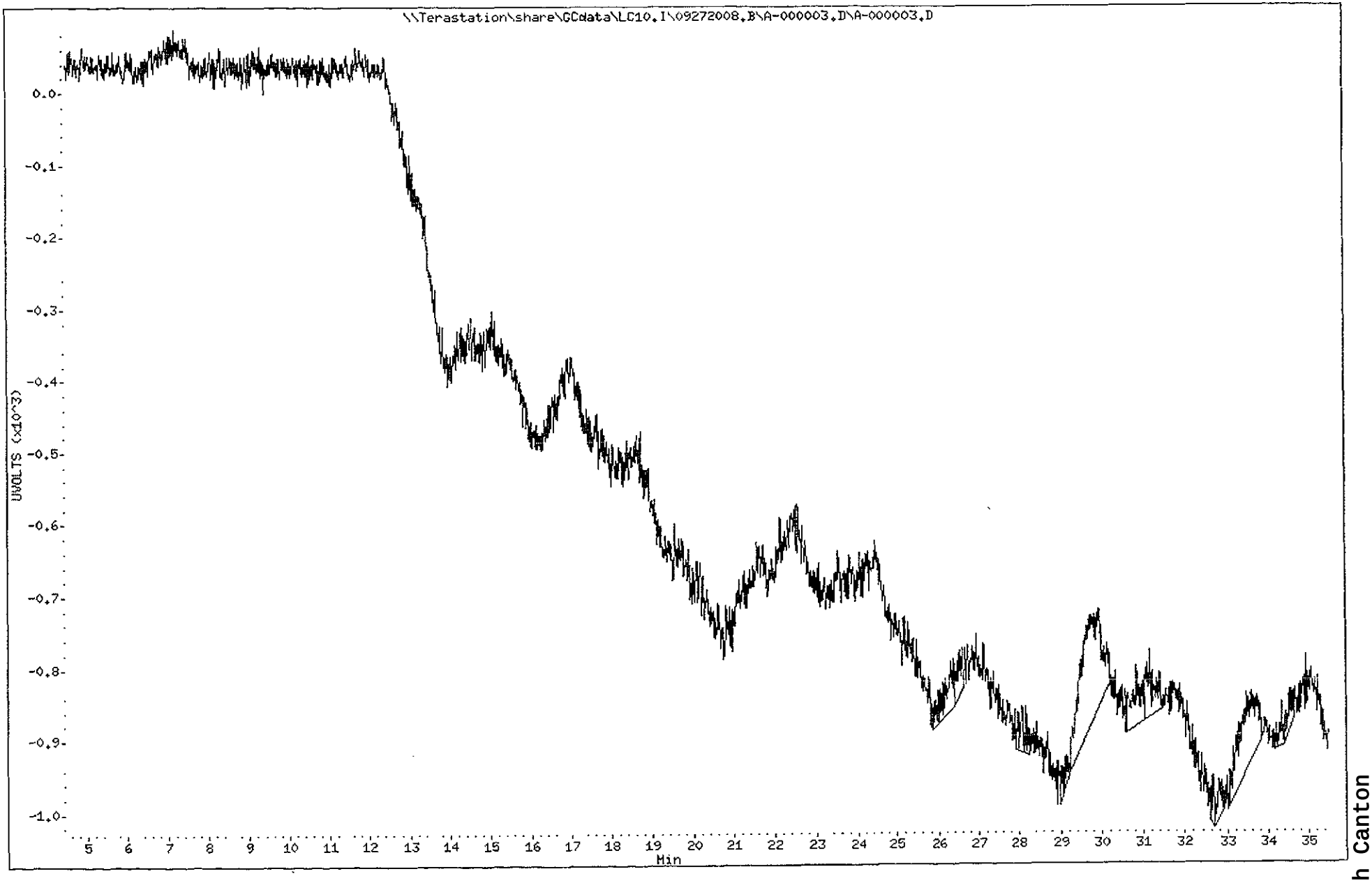

3945
North Canton

Test America West Sacramento

A-000004.D

Chromatography Summary

Injection Date: 9/27/2008 13.52 **Operator:** fnk

DataFile: LC10.D\09272008.B\A-000004.D **Vial Num:** 12

Method 8330 Target Analyte Results

Instrument ID: LC10

Sample : **STD_1 08GCSV0252 5.0/0/0/0ng/mL**

Method File: LC10.D\09272008.B\8330AB.M

Start Cal Date: 4/16/2008 20:58 **End Cal Date:** 4/17/2008 3.14

Dilution Factor	Extract Volume	Sample Volume	Sample Weight
1X	0 mL	0 mL	0 g

Matrix: NONE **SubList:** CAL.sub **SpikeList:**

Samp. Info: STD_1 08GCSV0252 5.0/0/0/0ng/mL;1

Misc. Info: :1, , , ,3:CAL sub, ,0;1

	Signal 1 UV 250-265					Signal 2 UV 358-205				
Compound Name	RT	Response	Spike Level	Flag	Response Factor	RT	Response	Spike Level	Flag	Response Factor
3,4-Dinitrotoluene			5		0			5		0
HMX	5.31	587	5		117.4			5		0
RDX	7.96	397	5		79.4			5		0
Picric ACID			10		0			10		0
1,3,5-Trinitrobenzene	10.41	755	5		151			5		0
1,3-Dinitrobenzene	13.61	739	5		147.8			5		0
TETRYL	14.71	535	5		107			5		0
Nitrobenzene	15.56	356	5		71.2			5		0
2 4,6-Trinitrotoluene	17.05	462	5		92.4			5		0
4-AM-2,6-DNT	18.17	337	5		67.4			5		0
2-AM-4,6-DNT	19.34	384	5		76.8			5		0
2,6-Dinitrotoluene	21.03	285	5		57			5		0
2,4-Dinitrotoluene	21.79	440	5		88			5		0
2-Nitrotoluene	25.71	181	5		36.2			5		0
4-Nitrotoluene	27.64	233	5		46.6			5		0
3-Nitrotoluene	29.75	221	5		44.2			5		0
Nitroglycerin			5		0			5		0
PETN			5		0	31.53	46	5		9.2
3,5-Dinitroaniline	14.46	508	5		101.6			5		0
EGDN			5		0			5		0

Notes: M = Manually Integrated — Signals Differ by More Than 40%

D = Operator Disabled Result — Signals Differ by More Than 50%

O = Over Calibration Range

Printed: 9/27/2008 3:02 PM

TestAmerica West Sacramento

Method 8330

Data file : \\Terastation\share\GCdata\LC10.I\09272008.B\A-000004.d
Lab Smp Id: STD_1 08GCSV0252 5.
Inj Date : 27-SEP-2008 13:52
Operator : fhk Inst ID: LC10.i
Smp Info : STD_1 08GCSV0252 5.0/0/0/0ng/mL;1
Misc Info : ;1; ; ; ;3;CAL.sub; ;0;1
Comment : SOP SAC-LC-0009
Method : \\Terastation\share\GCdata\LC10.I\09272008.B\8330AB.m
Meth Date : 27-Sep-2008 15:01 kenneyf Quant Type: AREA%
Cal Date : 17-APR-2008 03:14 Cal File: A-000011.d
Als bottle: 12 Calibration Sample, Level: 1
Dil Factor: 1.00000
Integrator: Falcon+ Compound Sublist: CAL.sub
Target Version: 4.14
Processing Host: SACP307FK

RT	AREA	HEIGHT	HT/AREA	% HEIGHT	COMPOUNDS
5.314	3349	587	0.175	8.67	2 HMX
7.964	4719	397	0.084	5.86	3 RDX
10.407	10416	755	0.072	11.31	6 1,3,5-Trinitrobenze
13.610	13038	739	0.057	10.92	7 1,3-Dinitrobenzene
14.464	8296	508	0.061	7.50	8 3,5-Dinitroaniline
14.707	9774	535	0.055	7.90	9 TETRYL
15.557	7572	356	0.047	5.26	10 Nitrobenzene
17.047	9951	462	0.046	6.82	12 2,4,6-Trinitrotolue
18.170	8295	337	0.041	4.98	13 4-AM-2,6-DNT
19.344	10018	384	0.038	5.67	14 2-AM-4,6-DNT
21.034	6943	285	0.041	4.21	15 2,6-Dinitrotoluene
21.790	11702	440	0.038	6.50	16 2,4-Dinitrotoluene
22.654	396	35	0.088	0.51	
25.404	359	52	0.145	0.76	
25.707	4308	181	0.042	2.67	17 2-Nitrotoluene
27.637	7947	233	0.029	3.44	18 4-Nitrotoluene
28.840	100	23	0.231	0.33	
29.264	128	31	0.243	0.45	
29.754	7898	221	0.028	3.26	19 3-Nitrotoluene
30.617	193	45	0.233	0.66	
32.470	416	34	0.082	0.50	
32.837	209	29	0.139	0.42	
33.370	363	35	0.097	0.51	
33.983	96	28	0.291	0.41	
34.347	291	33	0.113	0.48	
	126777	6765		100.000	

Total unknown % height = 5.030

Data File: \\Terastation\share\GCdata\LC10.I\09272008.B\A-000004.d
Date : 27-SEP-2008 13:52
Client ID:
Sample Info: STD_1 08GCSV0252 5.0/0/0/0ng/mL;1

Instrument: LC10.i
Operator: fhk
Column phase: SYNERGI HYDRORP C18
Column diameter: 4.60

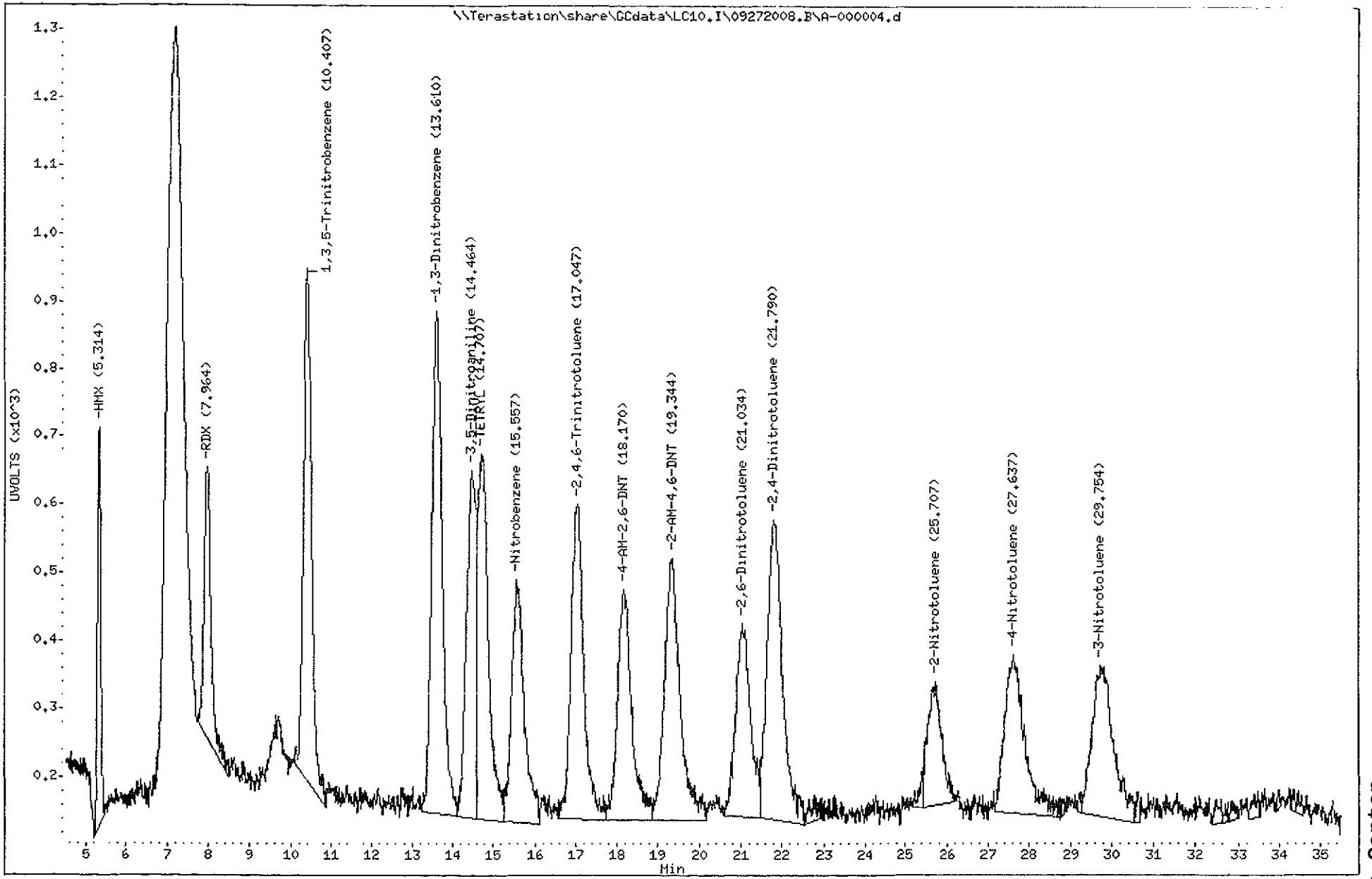

3948

North Canton

TestAmerica West Sacramento

Method 8330

Data file : \\Terastation\share\GCdata\LC10.I\09272008.B\A-000004.d\A-000004
Lab Smp Id: STD_1 08GCSV0252 5.
Inj Date : 27-SEP-2008 13:52
Operator : fhk Inst ID: LC10.i
Smp Info : STD_1 08GCSV0252 5.0/0/0/0ng/mL;1
Misc Info : ;1; ; ; ;3;CAL.sub; ;0;1
Comment : SOP SAC-LC-0009
Method : \\Terastation\share\GCdata\LC10.I\09272008.B\8330AB.M\83302.m
Meth Date : 27-Sep-2008 15:02 kenneyf Quant Type: AREA%
Cal Date : 17-APR-2008 03:14 Cal File: A-000011.d
Als bottle: 12 Calibration Sample, Level: 1
Dil Factor: 1.00000
Integrator: Falcon+ Compound Sublist: CAL.sub
Target Version: 4.14
Processing Host: SACP307FK

RT	AREA	HEIGHT	HT/AREA	% HEIGHT	COMPOUNDS
13.610	9024	473	0.052	7.41	
14.724	19204	690	0.036	10.91	
15.570	15667	675	0.043	10.58	
17.060	11177	495	0.044	7.76	
18.174	11350	530	0.047	8.30	
19.310	10692	432	0.040	6.77	
21.020	14103	525	0.037	8.23	
21.764	11934	419	0.035	6.56	
25.704	12584	424	0.034	6.64	
26.874	269	62	0.230	0.97	
27.624	17124	468	0.027	7.33	
29.690	15361	468	0.030	7.33	
31.534	493	46	0.093	0.72	20 PETN
31.744	396	73	0.184	1.14	
32.150	1717	113	0.066	1.77	
32.270	2746	137	0.050	2.14	
32.980	799	45	0.056	0.70	
33.267	342	39	0.114	0.61	
33.580	527	67	0.127	1.05	
33.974	1503	87	0.058	1.36	
34.450	2848	110	0.039	1.72	
	159860	6378		100.000	

Total unknown % height = 99.28

Data File: \\Terastation\share\GCdata\LC10.I\09272008.B\A-000004.d\A-000004.d
Date : 27-SEP-2008 13:52
Client ID:
Sample Info: STD_1 08GCSV0252 5.0/0/0/0ng/mL;1

Instrument: LC10.i
Operator: fhk
Column diameter: 4.60

Column phase: SYNERGI HYDROPP C18

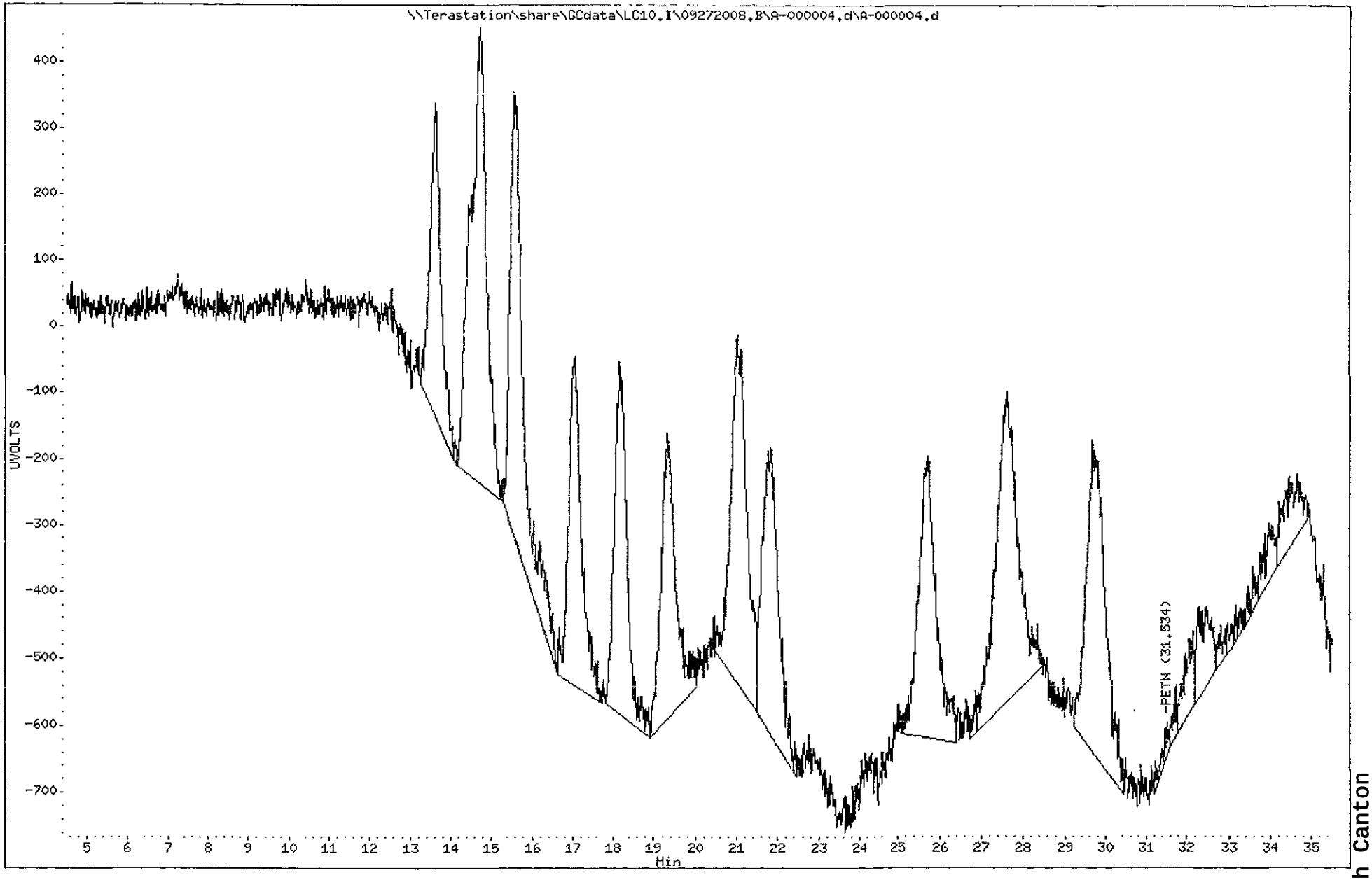

3950

North Canton

TestAmerica West Sacramento

A-000005.D

Chromatography Summary

Injection Date: 9/27/2008 14:43 **Operator:** fnk

DataFile: LC10 I\09272008 B\A-000005.D **Vial Num:** 13

Instrument ID: LC10

Method 8330 Target Analyte Results

Sample : **STD_2 08GCSV0253 10/20/10/10ng/mL**

Method File: LC10 I\09272008.B\8330AB.M

Start Cal Date: 4/16/2008 20:58 **End Cal Date:** 4/17/2008 3 14

Dilution Factor	Extract Volume	Sample Volume	Sample Weight
1X	0 mL	0 mL	0 g

Matrix: NONE **SubList:** CAL sub **SpikeList:**

Samp. Info: STD_2 08GCSV0253 10/20/10/10ng/mL;1

Misc. Info: ,2; ; ; ;3;CAL.sub; ;0;1

	Signal 1 UV 250-265					Signal 2 UV 358-205				
Compound Name	RT	Response	Spike Level	Flag	Response Factor	RT	Response	Spike Level	Flag	Response Factor
3,4-Dinitrotoluene	18.68	467	10		46.7	18.70	919	10		91.9
HMX	5.31	1259	10		125.9			10		0
RDX	7.97	842	10		84.2			10		0
Picric ACID	9.26	1684	20		84.2	9.26	2558	20		127.9
1,3,5-Trinitrobenzene	10.40	1503	10		150.3			10		0
1,3-Dinitrobenzene	13.60	1485	10		148.5			10		0
TETRYL	14.72	1055	10		105.5			10		0
Nitrobenzene	15.57	672	10		67.2			10		0
2,4,6-Trinitrotoluene	17.02	939	10		93.9			10		0
4-AM-2,6-DNT	18.16	680	10		68			10		0
2-AM-4,6-DNT	19.33	755	10		75.5			10		0
2,6-Dinitrotoluene	21.04	547	10		54.7			10		0
2,4-Dinitrotoluene	21.81	854	10		85.4			10		0
2-Nitrotoluene	25.66	367	10		36.7			10		0
4-Nitrotoluene	27.58	452	10		45.2			10		0
3-Nitrotoluene	29.75	456	10		45.6			10		0
Nitroglycerin			10		0	16.21	651	10		65.1
PETN			10		0	31.43	428	10		42.8
3,5-Dinitroaniline	14.48	992	10		99.2			10		0
EGDN			10		0			10		0

$\frac{1259}{10} = 125.9$ 9/30/08

Notes
M = Manually Integrated
D = Operator Disabled Result
O = Over Calibration Range

Signals Differ by More Than 40%
Signals Differ by More Than 50%

Printed: 9/27/2008 3:37 PM

Test America West Sacramento

Method 8330

Data file : \\Terastation\share\GCdata\LC10.I\09272008.B\A-000005.D
Lab Smp Id: STD_2 08GCSV0253 10
Inj Date : 27-SEP-2008 14:43
Operator : fhk Inst ID: LC10.i
Smp Info : STD_2 08GCSV0253 10/20/10/10ng/mL;1
Misc Info : ;2; ; ; ;3;CAL.sub; ;0;1
Comment : SOP SAC-LC-0009
Method : \\Terastation\share\GCdata\LC10.I\09272008.B\8330AB.m
Meth Date : 27-Sep-2008 15:29 tap Quant Type: AREA%
Cal Date : 17-APR-2008 03:14 Cal File: A-000011.d
Als bottle: 13 Calibration Sample, Level: 2
Dil Factor: 1.00000
Integrator: Falcon+ Compound Sublist: CAL.sub
Target Version: 4.14
Processing Host: SACP307HPLC

RT	AREA	HEIGHT	HT/AREA	% HEIGHT		COMPOUNDS
5.314	7637	1259	0.165	8.22		2 HMX
7.968	9427	842	0.089	5.50		3 RDX
9.264	22578	1684	0.075	11.12		5 Picric ACID
10.401	20343	1503	0.074	9.81		6 1,3,5-Trinitrobenze
13.598	26044	1485	0.057	9.70		7 1,3-Dinitrobenzene
14.478	16225	992	0.061	6.47		8 3,5-Dinitroaniline
14.718	18281	1055	0.058	6.89		9 TETRYL
15.574	13465	672	0.050	4.38		10 Nitrobenzene
17.021	19042	939	0.049	6.13		12 2,4,6-Trinitrotolue
18.164	14175	680	0.048	4.44		13 4-AM-2,6-DNT
18.678	10358	467	0.045	3.05	$	1 3,4-Dinitrotoluene
19.328	19427	755	0.039	4.93		14 2-AM-4,6-DNT
20.551	99	24	0.242	0.15		
21.038	12983	547	0.042	3.57		15 2,6-Dinitrotoluene
21.811	21962	854	0.039	5.57		16 2,4-Dinitrotoluene
22.958	147	21	0.142	0.13		
23.754	128	27	0.211	0.17		
25.088	387	43	0.111	0.28		
25.661	11072	367	0.033	2.39		17 2-Nitrotoluene
27.584	13975	452	0.032	2.95		18 4-Nitrotoluene
28.948	239	31	0.130	0.20		
29.754	15661	456	0.029	2.97		19 3-Nitrotoluene
32.618	329	38	0.116	0.24		
33.041	241	36	0.149	0.23		
33.981	127	38	0.298	0.24		
34.568	431	42	0.097	0.27		
	274783	15309		100.000		

Total unknown % height = 1.910

Data File: \\Terastation\share\GCdata\LC10.I\09272008.B\A-000005.D
Date : 27-SEP-2008 14:43
Client ID:
Sample Info: STD_2 08GCSV0253 10/20/10/10ng/mL;1

Instrument: LC10.1
Operator: fhk
Column phase: SYNERGI HYDRORP C18
Column diameter: 4.60

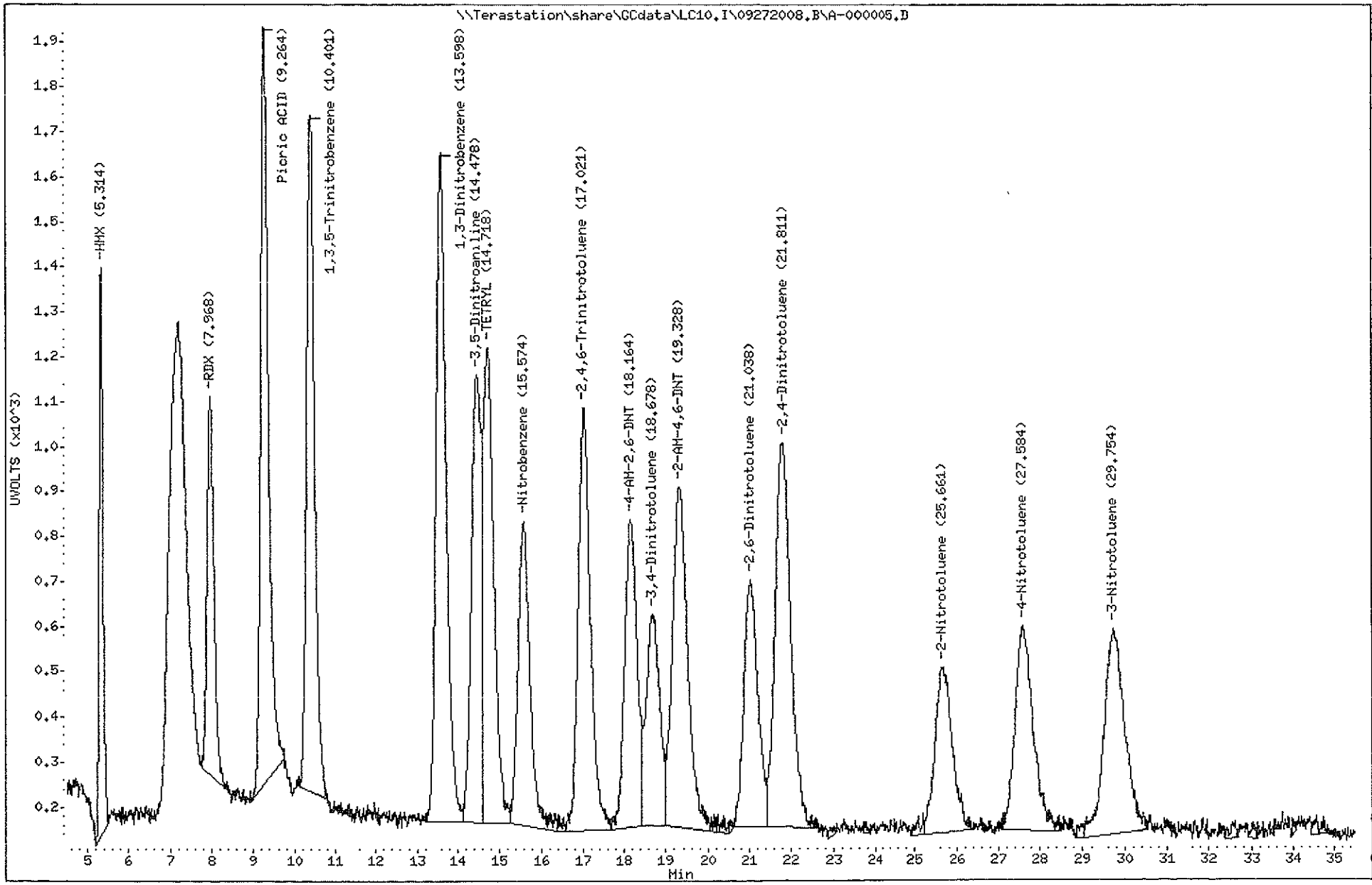

3953

North Canton

Test America West Sacramento

Method 8330

Data file : \\Terastation\share\GCdata\LC10.I\09272008.B\A-000005.D\A-000005
Lab Smp Id: STD_2 08GCSV0253 10
Inj Date : 27-SEP-2008 14:43
Operator : fhk Inst ID: LC10.i
Smp Info : STD_2 08GCSV0253 10/20/10/10ng/mL;1
Misc Info : ;2; ; ; ;3;CAL.sub; ;0;1
Comment : SOP SAC-LC-0009
Method : \\Terastation\share\GCdata\LC10.I\09272008.B\8330AB.M\83302.m
Meth Date : 27-Sep-2008 15:29 tap Quant Type: AREA%
Cal Date : 17-APR-2008 03:14 Cal File: A-000011.d
Als bottle: 13 Calibration Sample, Level: 2
Dil Factor: 1.00000
Integrator: Falcon+ Compound Sublist: CAL.sub
Target Version: 4.14
Processing Host: SACP307HPLC

RT	AREA	HEIGHT	HT/AREA	% HEIGHT		COMPOUNDS
9.264	35568	2558	0.072	15.71		5 Picric ACID
13.581	14344	810	0.056	4.94		
14.581	12895	829	0.064	5.05		
14.728	22113	1264	0.057	7.71		
15.578	23810	1311	0.055	7.99		
16.208	11676	651	0.056	3.97		11 Nitroglycerin
17.024	18380	949	0.052	5.78		
18.151	24074	1115	0.046	6.80		
18.704	19644	919	0.047	5.60	$	1 3,4-Dinitrotoluene
19.324	23020	868	0.038	5.29		
21.034	22637	1006	0.044	6.13		
21.791	22050	766	0.035	4.67		
24.661	3072	118	0.038	0.71		
25.671	28901	907	0.031	5.53		
27.591	22736	742	0.033	4.52		
28.778	915	77	0.084	0.46		
29.754	32702	933	0.029	5.69		
31.431	17202	428	0.025	2.61		20 PETN
33.267	206	37	0.179	0.22		
33.748	652	45	0.069	0.27		
34.394	899	58	0.065	0.35		
	357494	16391		100.000		

Total unknown % height = 72.11

Data File: \\Terastation\share\GCdata\LC10.I\09272008.B\A-000005.D\A-000005.D
Date : 27-SEP-2008 14:43
Client ID:
Sample Info: STD_2 08GCSV0253 10/20/10/10ng/mL;1

Instrument: LC10.i

Operator: fhk
Column diameter: 4.60

Column phase: SYNERGI HYDRORP C18

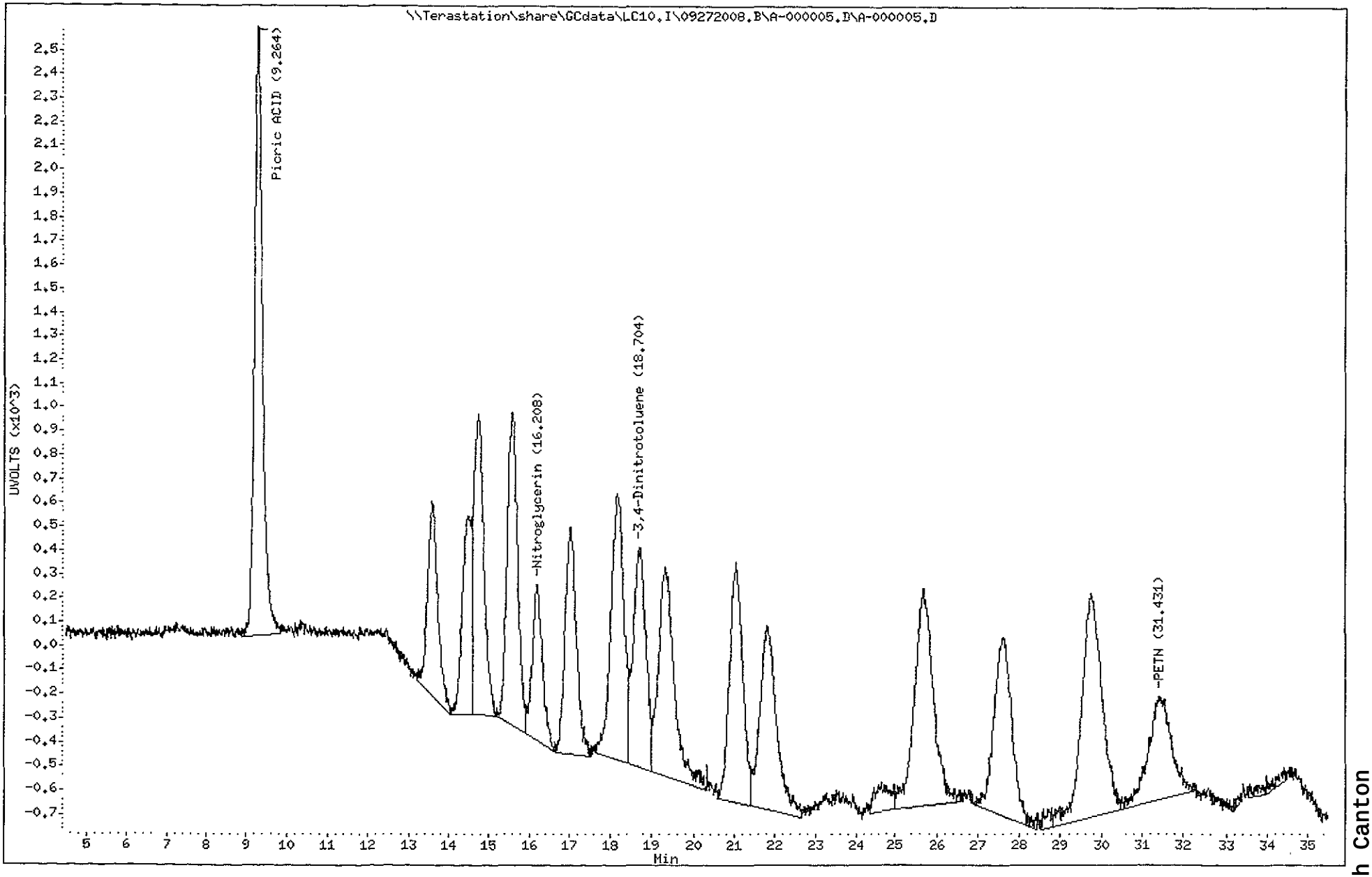

3955
North Canton

TestAmerica West Sacramento

A-000006.D

Chromatography Summary

Injection Date: 9/27/2008 15:34 **Operator:** fhk

DataFile: LC10.I\09272008 B\A-000006.D **Vial Num:** 14

Instrument ID: LC10

Method 8330 Target Analyte Results

Sample : **STD_3 08GCSV0254 20/50/20/20ng/mL**

Method File: LC10 I\09272008.B\8330AB M

Start Cal Date: 4/16/2008 20:58 **End Cal Date:** 4/17/2008 3 14

Dilution Factor	Extract Volume	Sample Volume	Sample Weight
1X	0 mL	0 mL	0 g

Matrix: NONE **SubList:** CAL.sub **SpikeList:**

Samp. Info: STD_3 08GCSV0254 20/50/20/20ng/mL;1

Misc. Info: ;3; , , ,3;CAL.sub, ;0;1

	Signal 1 UV 250-265					Signal 2 UV 358-205				
Compound Name	RT	Response	Spike Level	Flag	Response Factor	RT	Response	Spike Level	Flag	Response Factor
3,4-Dinitrotoluene	18.71	937	20		46.85	18.70	1907	20		95.35
HMX	5.31	2516	20		125.8			20		0
RDX	7.97	1610	20		80.5			20		0
Picric ACID	9.26	4286	50		85.72	9.26	6308	50		126.16
1,3,5-Trinitrobenzene	10.40	3003	20		150.15			20		0
1,3-Dinitrobenzene	13.59	2863	20		143.15			20		0
TETRYL	14.73	1981	20		99.05			20		0
Nitrobenzene	15.58	1239	20		61.95			20		0
2,4,6-Trinitrotoluene	17.04	1767	20		88.35			20		0
4-AM-2,6-DNT	18.16	1298	20		64.9			20		0
2-AM-4,6-DNT	19.33	1454	20		72.7			20		0
2,6-Dinitrotoluene	21.03	1062	20		53.1			20		0
2,4-Dinitrotoluene	21.80	1713	20		85.65			20		0
2-Nitrotoluene	25.68	714	20		35.7			20		0
4-Nitrotoluene	27.59	867	20		43.35			20		0
3-Nitrotoluene	29.78	864	20		43.2			20		0
Nitroglycerin			20		0	16.20	1507	20		75.35
PETN			20		0	31.43	774	20		38.7
3,5-Dinitroaniline	14.47	1879	20		93.95			20		0
EGDN			20		0			20		0

Notes:
M = Manually Integrated
D = Operator Disabled Result
O = Over Calibration Range

Signals Differ by More Than 40%
Signals Differ by More Than 50%

Printed: 9/30/2008 11:35 AM

Test America West Sacramento

Method 8330

Data file : \\Terastation\share\GCdata\LC10.I\09272008.B\A-000006.D
Lab Smp Id: STD_3 08GCSV0254 20
Inj Date : 27-SEP-2008 15:34
Operator : fhk Inst ID: LC10.i
Smp Info : STD_3 08GCSV0254 20/50/20/20ng/mL;1
Misc Info : ;3; ; ; ;3;CAL.sub; ;0;1
Comment : SOP SAC-LC-0009
Method : \\Terastation\share\GCdata\LC10.I\09272008.B\8330AB.m
Meth Date : 27-Sep-2008 16:20 tap Quant Type: AREA%
Cal Date : 17-APR-2008 03:14 Cal File: A-000011.d
Als bottle: 14 Calibration Sample, Level: 3
Dil Factor: 1.00000
Integrator: Falcon+ Compound Sublist: CAL.sub
Target Version: 4.14
Processing Host: SACP307HPLC

RT	AREA	HEIGHT	HT/AREA	% HEIGHT			COMPOUNDS
5.314	15790	2516	0.159	8.28		2	HMX
7.967	18166	1610	0.089	5.30		3	RDX
9.260	59552	4286	0.072	14.25		5	Picric ACID
10.400	40625	3003	0.074	9.88		6	1,3,5-Trinitrobenze
12.567	111	26	0.233	0.08			
13.590	49308	2863	0.058	9.42		7	1,3-Dinitrobenzene
14.470	29338	1879	0.064	6.18		8	3,5-Dinitroaniline
14.727	34691	1981	0.057	6.52		9	TETRYL
15.580	23654	1239	0.052	4.07		10	Nitrobenzene
17.040	35583	1767	0.050	5.81		12	2,4,6-Trinitrotolue
18.157	27422	1298	0.047	4.27		13	4-AM-2,6-DNT
18.710	19616	937	0.048	3.08	$	1	3,4-Dinitrotoluene
19.334	35641	1454	0.041	4.78		14	2-AM-4,6-DNT
20.384	148	22	0.149	0.07			
21.034	25175	1062	0.042	3.49		15	2,6-Dinitrotoluene
21.804	44145	1713	0.039	5.64		16	2,4-Dinitrotoluene
23.227	278	29	0.104	0.09			
24.044	264	39	0.147	0.12			
24.484	649	31	0.048	0.10			
25.684	20819	714	0.034	2.35		17	2-Nitrotoluene
27.594	27250	867	0.032	2.85		18	4-Nitrotoluene
29.784	29289	864	0.029	2.84		19	3-Nitrotoluene
31.260	338	21	0.062	0.06			
31.984	127	28	0.221	0.09			
32.447	83	27	0.326	0.08			
33.410	311	29	0.093	0.09			
34.030	312	28	0.090	0.09			
34.724	380	37	0.097	0.12			
	539063	30370		100.000			

Total unknown % height = 0.9900

Data File: \\Terastation\share\GCdata\LC10.I\09272008.B\A-000006.D
Date : 27-SEP-2008 15:34
Client ID:
Sample Info: STD_3 08GCSV0254 20/50/20/20ng/mL;1

Instrument: LC10.i
Operator: fhk
Column phase: SYNERCI HYDRORP C18
Column diameter: 4.60

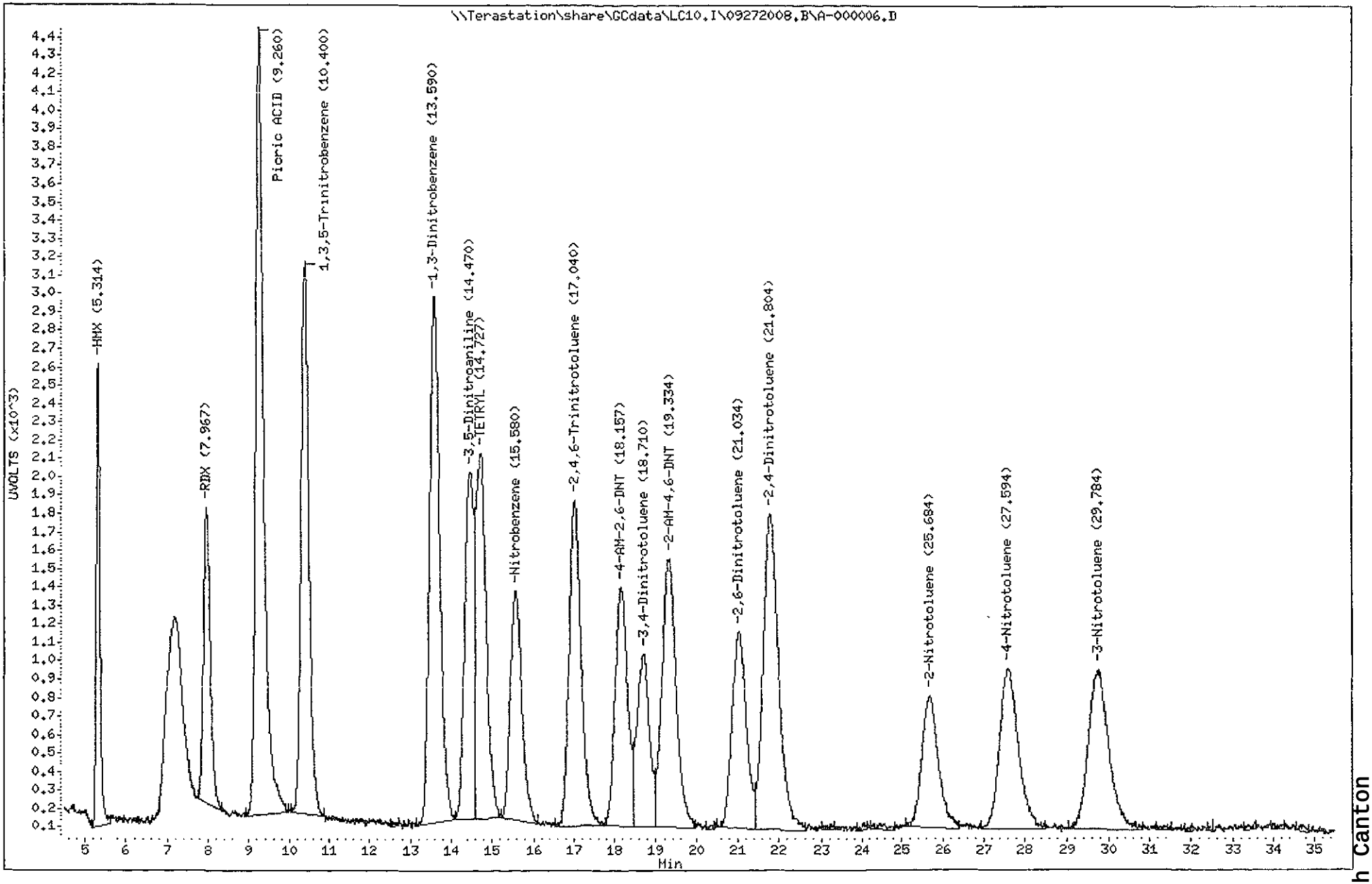

3958
North Canton

Test America West Sacramento

Method 8330

Data file : \\Terastation\share\GCdata\LC10.I\09272008.B\A-000006.D\A-000006
Lab Smp Id: STD_3 08GCSV0254 20
Inj Date : 27-SEP-2008 15:34
Operator : fhk Inst ID: LC10.i
Smp Info : STD_3 08GCSV0254 20/50/20/20ng/mL;1
Misc Info : ;3; ; ; ;3;CAL.sub; ;0;1
Comment : SOP SAC-LC-0009
Method : \\Terastation\share\GCdata\LC10.I\09272008.B\8330AB.M\83302.m
Meth Date : 27-Sep-2008 16:20 tap Quant Type: AREA%
Cal Date : 17-APR-2008 03:14 Cal File: A-000011.d
Als bottle: 14 Calibration Sample, Level: 3
Dil Factor: 1.00000
Integrator: Falcon+ Compound Sublist: CAL.sub
Target Version: 4.14
Processing Host: SACP307HPLC

RT	AREA	HEIGHT	HT/AREA	% HEIGHT			COMPOUNDS
9.260	86841	6308	0.073	18.96		5	Picric ACID
13.590	26028	1518	0.058	4.53			
14.580	25528	1684	0.066	5.03			
14.727	43275	2470	0.057	7.38			
15.574	51910	2691	0.052	8.04			
16.197	27952	1507	0.054	4.50		11	Nitroglycerin
17.024	36217	1809	0.050	5.40			
18.157	43965	2133	0.049	6.37			
18.697	42033	1907	0.045	5.69	$	1	3,4-Dinitrotoluene
19.310	41729	1662	0.040	4.96			
21.027	47106	1999	0.042	5.97			
21.764	37476	1390	0.037	4.15			
25.667	62592	1824	0.029	5.45			
27.620	60077	1646	0.027	4.91			
28.867	282	51	0.181	0.15			
29.767	62620	1743	0.028	5.20			
31.430	27439	774	0.028	2.31		20	PETN
32.457	1751	86	0.049	0.25			
33.240	663	63	0.095	0.18			
33.523	454	62	0.137	0.18			
33.960	869	63	0.073	0.18			
34.460	1024	72	0.070	0.21			
	727832	33462		100.000			

Total unknown % height = 68.54

Data File: \\Terastation\share\GCdata\LC10.I\09272008.B\A-000006.D\A-000006.D
Date : 27-SEP-2008 15:34
Client ID:
Sample Info: STD_3 08GCSV0254 20/50/20/20ng/mL:1

Instrument: LC10.1
Operator: fhk
Column phase: SYNERGI HYDRORP C18
Column diameter: 4.60

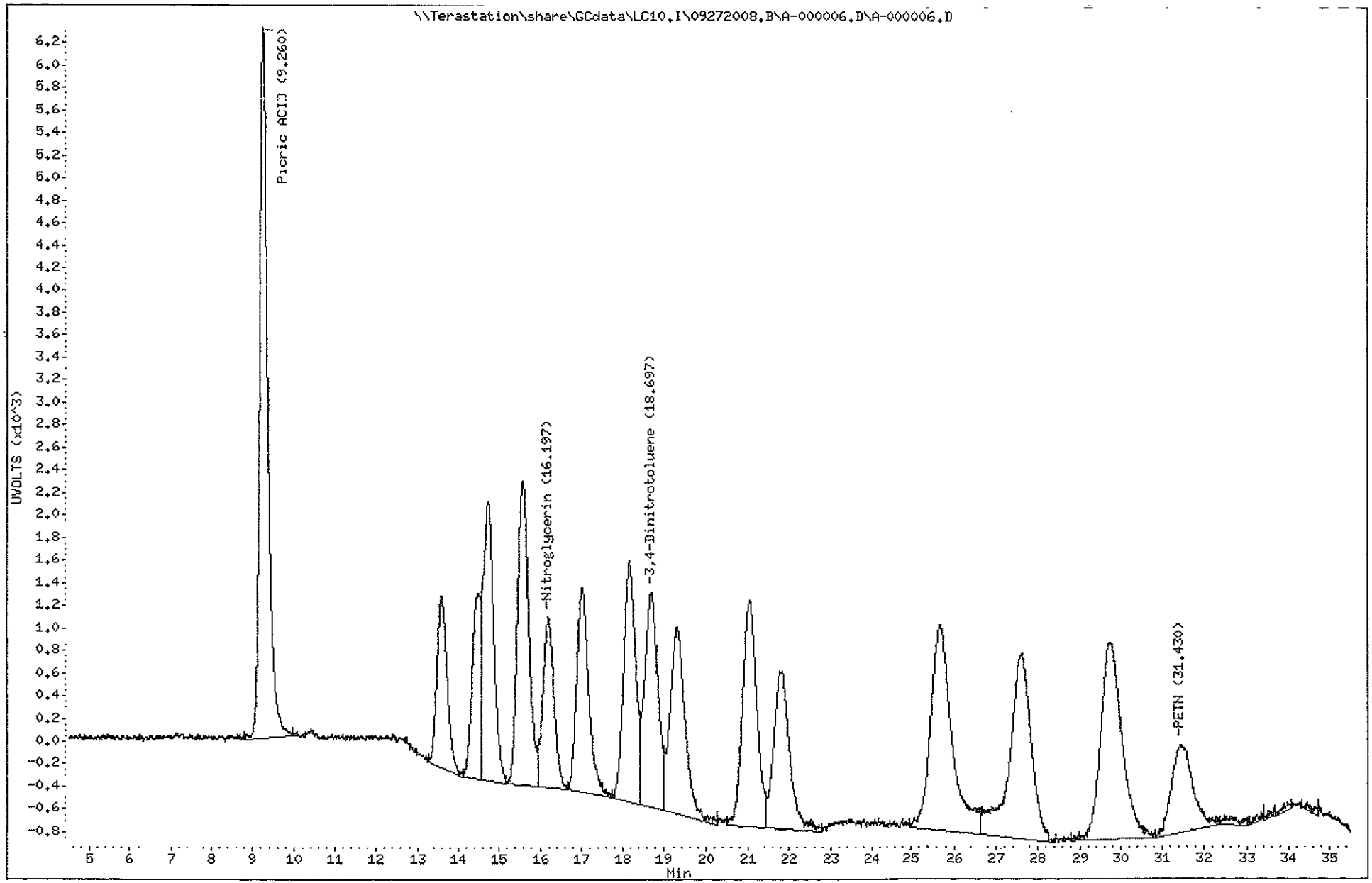

3960

North Canton

TestAmerica West Sacramento

A-000007.D

Chromatography Summary

Method 8330 Target Analyte Results

Injection Date: 9/27/2008 16:24 Operator: fbk

DataFile: LC10 I\09272008 B\A-000007.D Vial Num: 15

Instrument ID: LC10

Sample : **STD_4 08GCSV0255 50/100/50/50ng/mL**

Method File: LC10.I\09272008 B\8330AB.M

Start Cal Date: 4/16/2008 20.58 End Cal Date: 4/17/2008 3.14

Matrix: NONE SubList: CAL.sub SpikeList:

Samp. Info: STD_4 08GCSV0255 50/100/50/50ng/mL;1

Misc. Info: ,4, , , ;3;CAL.sub; ;0;1

Dilution Factor	Extract Volume	Sample Volume	Sample Weight
1X	0 mL	0 mL	0 g

	Signal 1 UV 250-265					Signal 2 UV 358-205				
Compound Name	RT	Response	Spike Level	Flag	Response Factor	RT	Response	Spike Level	Flag	Response Factor
3,4-Dinitrotoluene	18.69	2346	50		46.92	18.69	4702	50		94.04
HMX	5.31	6360	50		127.2			50		0
RDX	7.96	4114	50		82.28			50		0
Picric ACID	9.25	8927	100		89.27	9.25	13121	100		131.21
1,3,5-Trinitrobenzene	10.40	7581	50		151.62			50		0
1,3-Dinitrobenzene	13.59	7139	50		142.78			50		0
TETRYL	14.73	5050	50		101			50		0
Nitrobenzene	15.58	3160	50		63.2			50		0
2,4,6-Trinitrotoluene	17.03	4424	50		88.48			50		0
4-AM-2,6-DNT	18.16	3198	50		63.96			50		0
2-AM-4,6-DNT	19.32	3652	50		73.04			50		0
2,6-Dinitrotoluene	21.04	2636	50		52.72			50		0
2,4-Dinitrotoluene	21.80	4239	50		84.78			50		0
2-Nitrotoluene	25.67	1757	50		35.14			50		0
4-Nitrotoluene	27.61	2148	50		42.96			50		0
3-Nitrotoluene	29.78	2112	50		42.24			50		0
Nitroglycerin			50		0	16.21	3703	50		74.06
PETN			50		0	31.47	1961	50		39.22
3,5-Dinitroaniline	14.47	4785	50		95.7			50		0
EGDN			50		0			50		0

Notes: M = Manually Integrated

D = Operator Disabled Result

O = Over Calibration Range

Signals Differ by More Than 40%

Signals Differ by More Than 50%

Printed: 9/30/2008 11:36 AM

Test America West Sacramento

Method 8330

Data file : \\Terastation\share\GCdata\LC10.I\09272008.B\A-000007.D
Lab Smp Id: STD_4 08GCSV0255 50
Inj Date : 27-SEP-2008 16:24
Operator : fhk Inst ID: LC10.i
Smp Info : STD_4 08GCSV0255 50/100/50/50ng/mL;1
Misc Info : ;4; ; ; ;3;CAL.sub; ;0;1
Comment : SOP SAC-LC-0009
Method : \\Terastation\share\GCdata\LC10.I\09272008.B\8330AB.m
Meth Date : 27-Sep-2008 17:10 tap Quant Type: AREA%
Cal Date : 17-APR-2008 03:14 Cal File: A-000011.d
Als bottle: 15 Calibration Sample, Level: 4
Dil Factor: 1.00000
Integrator: Falcon+ Compound Sublist: CAL.sub
Target Version: 4.14
Processing Host: SACP307HPLC

RT	AREA	HEIGHT	HT/AREA	% HEIGHT		COMPOUNDS
5.309	40779	6360	0.156	8.60		2 HMX
7.962	46827	4114	0.088	5.56		3 RDX
9.249	121109	8927	0.074	12.21		5 Picric ACID
10.395	102521	7581	0.074	10.25		6 1,3,5-Trinitrobenze
11.812	470	34	0.072	0.04		
13.592	123268	7139	0.058	9.65		7 1,3-Dinitrobenzene
14.472	74966	4785	0.064	6.47		8 3,5-Dinitroaniline
14.725	88728	5050	0.057	6.83		9 TETRYL
15.575	62546	3160	0.051	4.27		10 Nitrobenzene
17.025	87671	4424	0.050	5.98		12 2,4,6-Trinitrotolue
18.155	67488	3198	0.047	4.32		13 4-AM-2,6-DNT
18.692	49313	2346	0.048	3.17	$	1 3,4-Dinitrotoluene
19.315	88486	3652	0.041	4.94		14 2-AM-4,6-DNT
20.499	75	22	0.293	0.02		
21.035	61899	2636	0.043	3.56		15 2,6-Dinitrotoluene
21.799	109817	4239	0.039	5.73		16 2,4-Dinitrotoluene
23.202	154	23	0.149	0.03		
23.612	77	22	0.286	0.02		
23.882	217	30	0.139	0.04		
24.059	403	30	0.074	0.04		
25.665	51342	1757	0.034	2.37		17 2-Nitrotoluene
27.605	67809	2148	0.032	2.90		18 4-Nitrotoluene
29.139	449	34	0.076	0.04		
29.779	71426	2112	0.030	2.85		19 3-Nitrotoluene
31.229	230	29	0.126	0.03		
32.545	211	31	0.147	0.04		
32.902	172	31	0.180	0.04		
	1318453	73914		100.000		

Total unknown % height = 0.3400

Data File: \\Terastation\share\GCdata\LC10.I\09272008.B\A-000007.D
Date : 27-SEP-2008 16:24
Client ID:
Sample Info: STD_4 08GCSV0255 50/100/50/50ng/mL;1

Instrument: LC10.1
Operator: fhk
Column diameter: 4.60

Column phase: SYNERGI HYDROPP C18

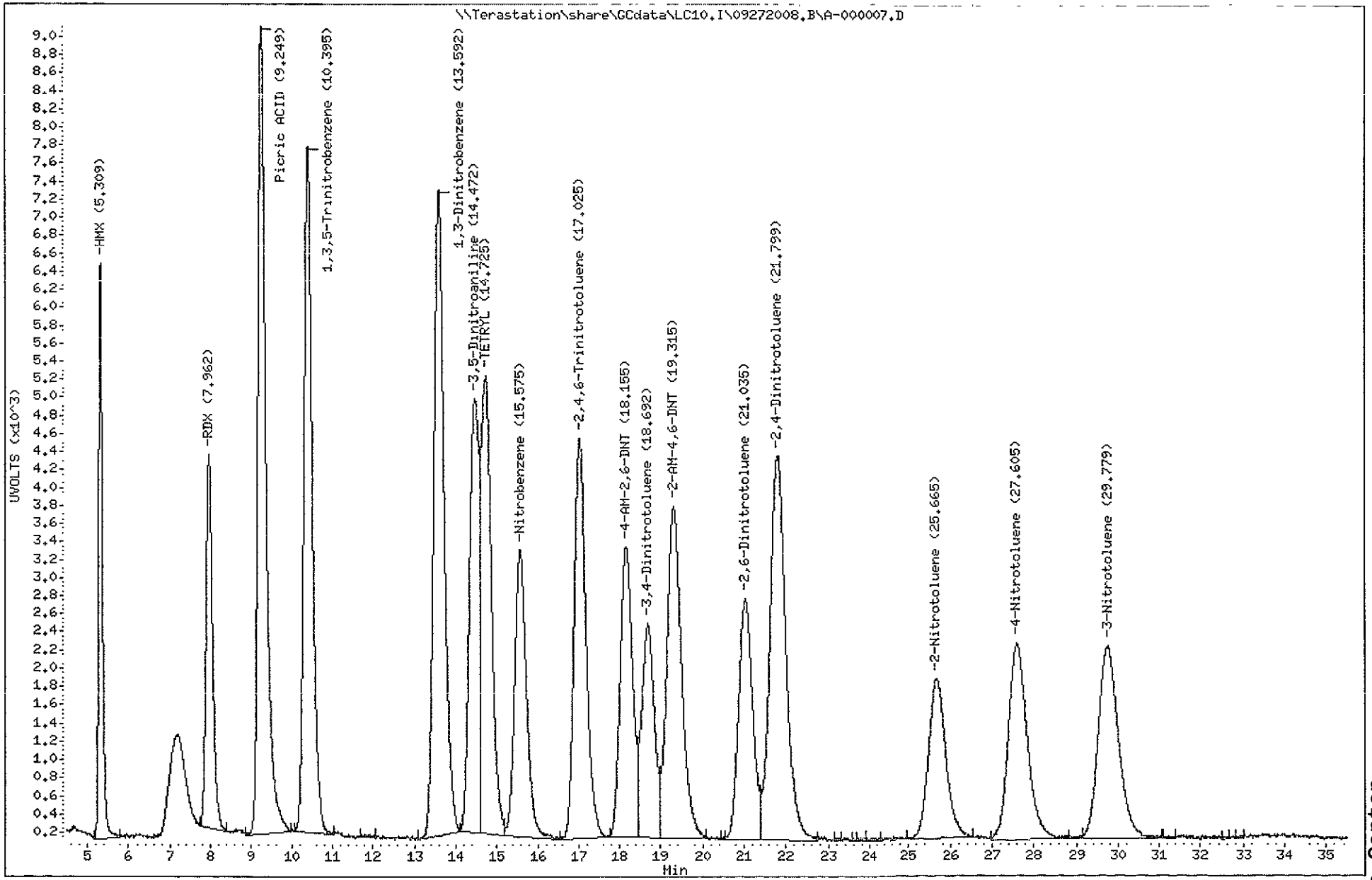

3963
North Canton

Test America West Sacramento

Method 8330

Data file : \\Terastation\share\GCdata\LC10.I\09272008.B\A-000007.D\A-000007
Lab Smp Id: STD_4 08GCSV0255 50
Inj Date : 27-SEP-2008 16:24
Operator : fhk Inst ID: LC10.i
Smp Info : STD_4 08GCSV0255 50/100/50/50ng/mL;1
Misc Info : ;4; ; ; ;3;CAL.sub; ;0;1
Comment : SOP SAC-LC-0009
Method : \\Terastation\share\GCdata\LC10.I\09272008.B\8330AB.M\83302.m
Meth Date : 27-Sep-2008 17:10 tap Quant Type: AREA%
Cal Date : 17-APR-2008 03:14 Cal File: A-000011.d
Als bottle: 15 Calibration Sample, Level: 4
Dil Factor: 1.00000
Integrator: Falcon+ Compound Sublist: CAL.sub
Target Version: 4.14
Processing Host: SACP307HPLC

RT	AREA	HEIGHT	HT/AREA	% HEIGHT		COMPOUNDS
9.249	176733	13121	0.074	16.69		5 Picric ACID
13.595	67944	3843	0.057	4.85		
14.579	61642	4082	0.066	5.15		
14.729	107202	6209	0.058	7.84		
15.572	123570	6573	0.053	8.30		
16.205	67772	3703	0.055	4.67		11 Nitroglycerin
17.022	88184	4541	0.051	5.73		
18.169	111797	5272	0.047	6.66		
18.689	103406	4702	0.045	5.94	$	1 3,4-Dinitrotoluene
19.315	114271	4193	0.037	5.29		
21.032	124825	5029	0.040	6.35		
21.809	102759	3648	0.036	4.60		
25.682	122204	4166	0.034	5.26		
27.599	119223	3795	0.032	4.79		
29.762	137640	4172	0.030	5.27		
31.469	73135	1961	0.027	2.47		20 PETN
32.782	240	38	0.158	0.04		
33.439	958	46	0.048	0.05		
34.075	229	46	0.201	0.05		
	1703736	79140		100.000		

Total unknown % height = 70.23

Data File: \\Terastation\share\GCdata\LC10.I\09272008.B\A-000007.D\A-000007.D
Date : 27-SEP-2008 16:24
Client ID:
Sample Info: STD_4 08GCSV0255 50/100/50/50ng/mL;1

Instrument: LC10.i
Operator: fhk
Column phase: SYNERGI HYDRORP C18
Column diameter: 4.60

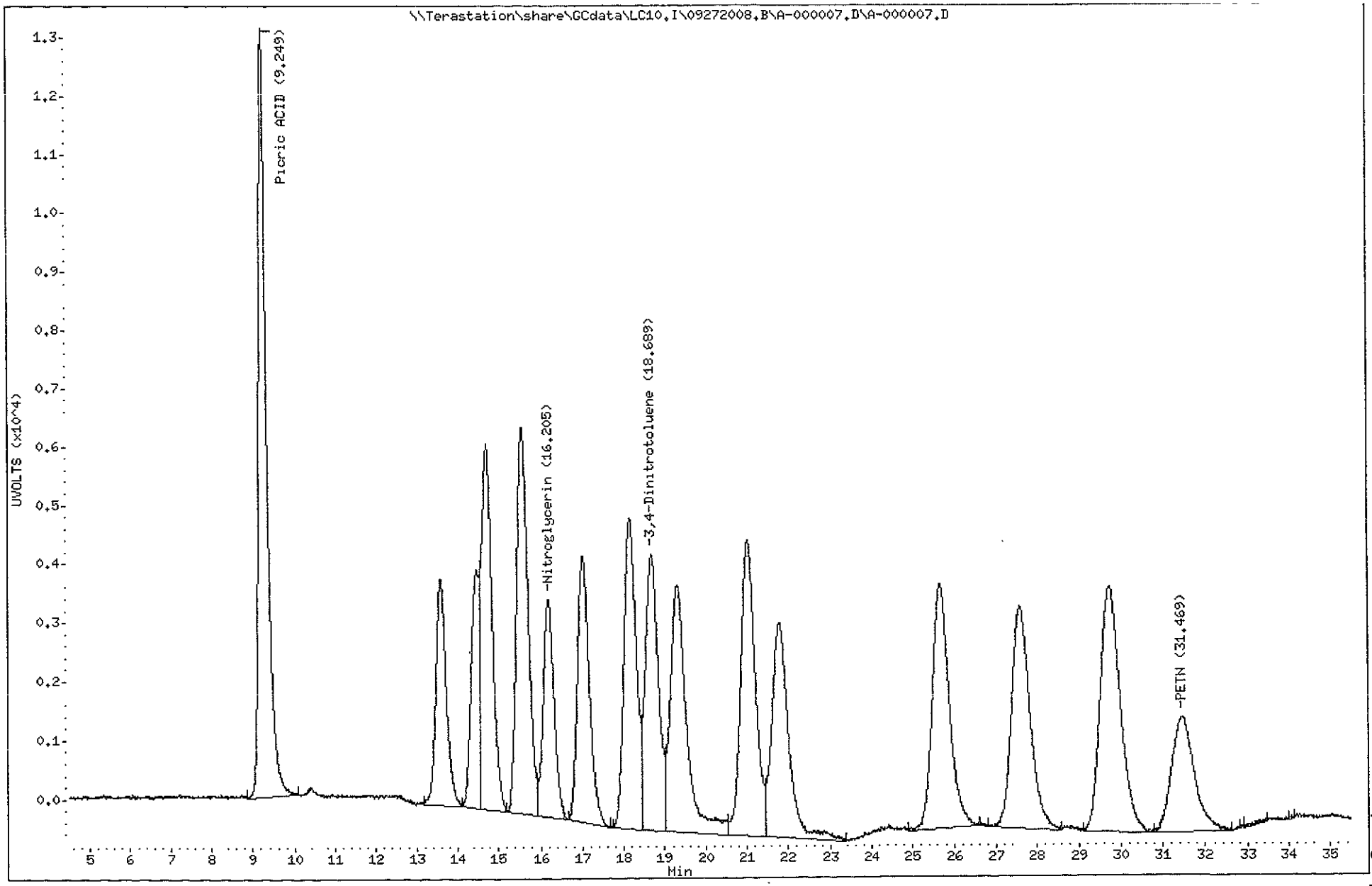

3965
North Canton

TestAmerica West Sacramento

A-000008.D

Chromatography Summary

Method 8330 Target Analyte Results

Injection Date: 9/27/2008 17 15 **Operator:** fhk
DataFile: LC10 I\09272008 B\A-000008.D **Vial Num:** 16
Instrument ID: LC10

Sample : **STD_5 08GCSV0258 100/200/100/100ng/mL**

Method File: LC10 I\09272008 B\8330AB M
Start Cal Date: 4/16/2008 20.58 **End Cal Date:** 4/17/2008 3:14

Dilution Factor	Extract Volume	Sample Volume	Sample Weight
1X	0 mL	0 mL	0 g

Matrix: NONE **SubList:** CAL.sub **SpikeList:**
Samp. Info: STD_5 08GCSV0258 100/200/100/100ng/mL,1
Misc. Info: ,5, ; ; ;3,CAL sub; ;0,1

	Signal 1 UV 250-265					Signal 2 UV 358-205				
Compound Name	RT	Response	Spike Level	Flag	Response Factor	RT	Response	Spike Level	Flag	Response Factor
3,4-Dinitrotoluene	18.69	4678	100		46.78	18.70	9304	100		93.04
HMX	5.31	12557	100		125.57			100		0
RDX	7.97	8063	100		80.63			100		0
Picric ACID	9.24	17249	200		86.245	9.24	25331	200		126.655
1,3,5-Trinitrobenzene	10.40	14900	100		149			100		0
1,3-Dinitrobenzene	13.59	14107	100		141.07			100		0
TETRYL	14.72	9818	100		98.18			100		0
Nitrobenzene	15.57	6114	100		61.14			100		0
2,4,6-Trinitrotoluene	17.03	8689	100		86.89			100		0
4-AM-2,6-DNT	18.17	6313	100		63.13			100		0
2-AM-4,6-DNT	19.33	7183	100		71.83			100		0
2,6-Dinitrotoluene	21.03	5262	100		52.62			100		0
2,4-Dinitrotoluene	21.80	8390	100		83.9			100		0
2-Nitrotoluene	25.68	3524	100		35.24			100		0
4-Nitrotoluene	27.62	4263	100		42.63			100		0
3-Nitrotoluene	29.76	4212	100		42.12			100		0
Nitroglycerin			100		0	16.20	7319	100		73.19
PETN			100		0	31.45	3769	100		37.69
3,5-Dinitroaniline	14.47	9312	100		93.12			100		0
EGDN			100		0			100		0

$\frac{12557}{100} = 125.57$ 9/30/08

Notes: M = Manually Integrated
D = Operator Disabled Result
O = Over Calibration Range

Signals Differ by More Than 40%
Signals Differ by More Than 50%

Printed: 9/30/2008 11:32 AM

Test America West Sacramento

Method 8330

Data file : \\Terastation\share\GCdata\LC10.I\09272008.B\A-000008.D
Lab Smp Id: STD_5 08GCSV0258 10
Inj Date : 27-SEP-2008 17:15
Operator : fhk Inst ID: LC10.i
Smp Info : STD_5 08GCSV0258 100/200/100/100ng/mL;1
Misc Info : ;5; ; ; ;3;CAL.sub; ;0;1
Comment : SOP SAC-LC-0009
Method : \\Terastation\share\GCdata\LC10.I\09272008.B\8330AB.m
Meth Date : 27-Sep-2008 18:01 tap Quant Type: AREA%
Cal Date : 17-APR-2008 03:14 Cal File: A-000011.d
Als bottle: 16 Calibration Sample, Level: 5
Dil Factor: 1.00000
Integrator: Falcon+ Compound Sublist: CAL.sub
Target Version: 4.14
Processing Host: SACP307HPLC

RT	AREA	HEIGHT	HT/AREA	% HEIGHT		COMPOUNDS
5.313	80547	12557	0.156	8.65		2 HMX
6.246	739	65	0.088	0.04		
7.966	92611	8063	0.087	5.56		3 RDX
8.680	798	79	0.099	0.05		
9.236	236386	17249	0.073	12.02		5 Picric ACID
10.400	203212	14900	0.073	10.27		6 1,3,5-Trinitrobenze
13.593	243487	14107	0.058	9.72		7 1,3-Dinitrobenzene
14.466	144722	9312	0.064	6.42		8 3,5-Dinitroaniline
14.720	170606	9818	0.058	6.77		9 TETRYL
15.573	116676	6114	0.052	4.21		10 Nitrobenzene
17.030	172401	8689	0.050	5.99		12 2,4,6-Trinitrotolue
18.170	132092	6313	0.048	4.35		13 4-AM-2,6-DNT
18.693	100256	4678	0.047	3.22	$	1 3,4-Dinitrotoluene
19.326	174537	7183	0.041	4.95		14 2-AM-4,6-DNT
20.366	210	34	0.162	0.02		
21.033	123843	5262	0.042	3.62		15 2,6-Dinitrotoluene
21.803	217821	8390	0.039	5.78		16 2,4-Dinitrotoluene
23.040	321	44	0.137	0.03		
23.656	76	21	0.277	0.01		
24.123	125	26	0.208	0.01		
24.690	154	27	0.176	0.01		
25.680	103140	3524	0.034	2.43		17 2-Nitrotoluene
27.623	133749	4263	0.032	2.93		18 4-Nitrotoluene
29.760	140610	4212	0.030	2.90		19 3-Nitrotoluene
31.473	387	31	0.080	0.02		
33.433	111	25	0.225	0.01		
34.963	418	28	0.067	0.01		
	2590037	145014		100.000		

Total unknown % height = 0.2100

Data File: \\Terastation\share\GCdata\LC10.I\09272008.B\A-000008.D
Date : 27-SEP-2008 17:15
Client ID:
Sample Info: STD_5 08GCSV0258 100/200/100/100ng/mL;1

Instrument: LC10.i
Operator: fhk
Column phase: SYNERGI HYDRORP C18
Column diameter: 4.60

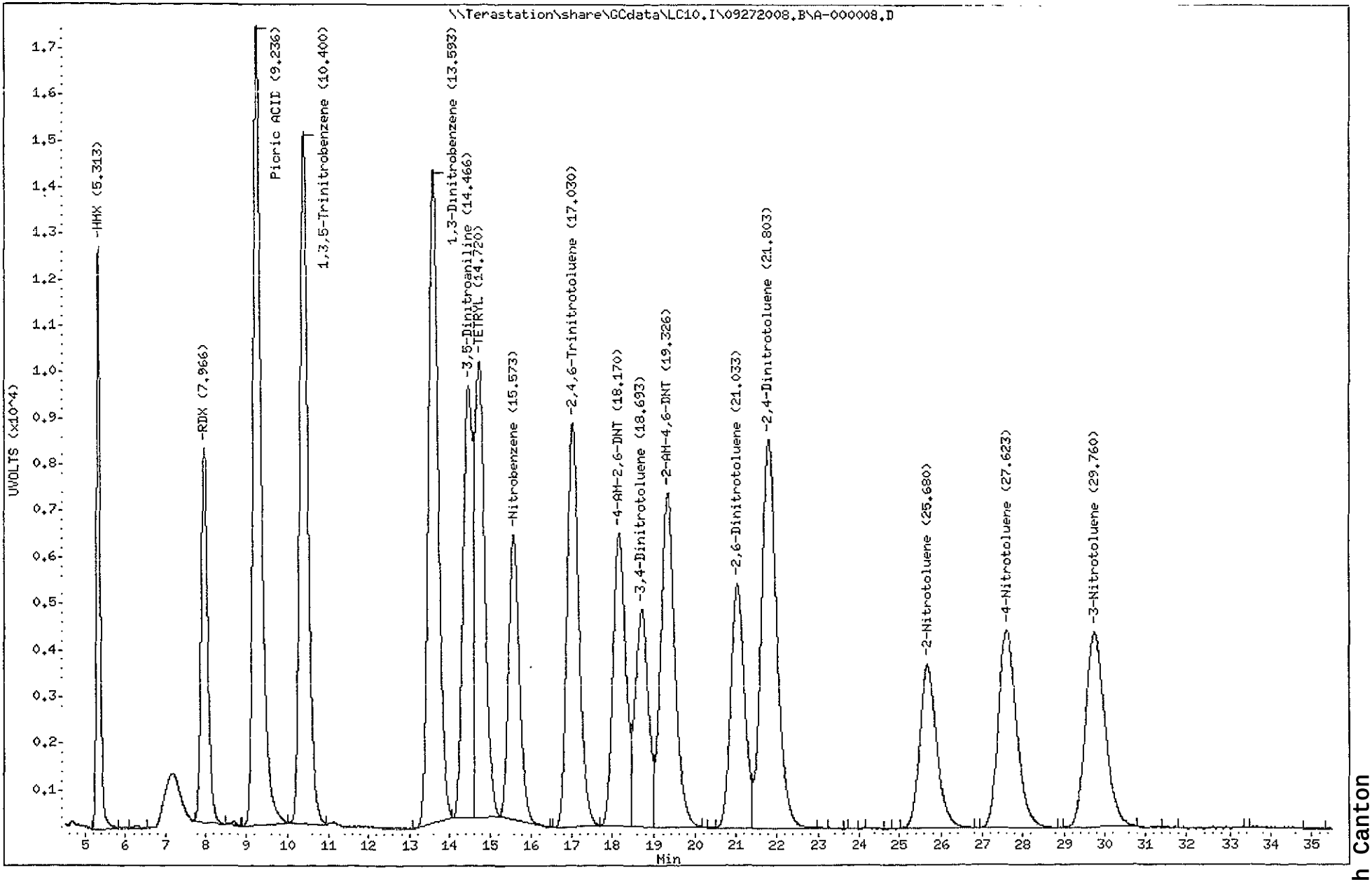

3968
North Canton

Test America West Sacramento

Method 8330

Data file : \\Terastation\share\GCdata\LC10.I\09272008.B\A-000008.D\A-000008
Lab Smp Id: STD_5 08GCSV0258 10
Inj Date : 27-SEP-2008 17:15
Operator : fhk Inst ID: LC10.i
Smp Info : STD_5 08GCSV0258 100/200/100/100ng/mL;1
Misc Info : ;5; ; ; ;3;CAL.sub; ;0;1
Comment : SOP SAC-LC-0009
Method : \\Terastation\share\GCdata\LC10.I\09272008.B\8330AB.M\83302.m
Meth Date : 27-Sep-2008 18:01 tap Quant Type: AREA%
Cal Date : 17-APR-2008 03:14 Cal File: A-000011.d
Als bottle: 16 Calibration Sample, Level: 5
Dil Factor: 1.00000
Integrator: Falcon+ Compound Sublist: CAL.sub
Target Version: 4.14
Processing Host: SACP307HPLC

RT	AREA	HEIGHT	HT/AREA	% HEIGHT		COMPOUNDS
9.236	347917	25331	0.073	16.42		5 Picric ACID
10.403	3742	258	0.069	0.16		
13.593	129078	7469	0.058	4.80		
14.476	104768	7977	0.076	5.13		
14.730	230920	12211	0.053	7.85		
15.576	247944	13130	0.053	8.44		
16.203	133924	7319	0.055	4.70		11 Nitroglycerin
17.026	172910	8893	0.051	5.72		
18.166	214567	10276	0.048	6.61		
18.700	201732	9304	0.046	5.98	$	1 3,4-Dinitrotoluene
19.333	203631	8047	0.040	5.17		
21.033	233021	9764	0.042	6.28		
21.806	183364	6992	0.038	4.49		
25.676	247956	8487	0.034	5.46		
26.893	421	94	0.223	0.06		
27.603	243447	7612	0.031	4.89		
29.760	275991	8251	0.030	5.30		
31.446	136992	3769	0.028	2.42		20 PETN
32.956	985	45	0.046	0.02		
33.556	1507	75	0.050	0.04		
34.143	437	54	0.124	0.03		
34.436	458	62	0.135	0.03		
	3315712	155420		100.000		

Total unknown % height = 70.48

Data File: \\Terastation\share\GCdata\LC10,I\09272008,B\A-000008,D\A-000008,D
Date : 27-SEP-2008 17:15
Client ID:
Sample Info: STD_5 08GCSV0258 100/200/100/100ng/mL;1

Instrument: LC10,1
Operator: fhk
Column diameter: 4.60

Column phase: SYNERGI HYDRORP C18

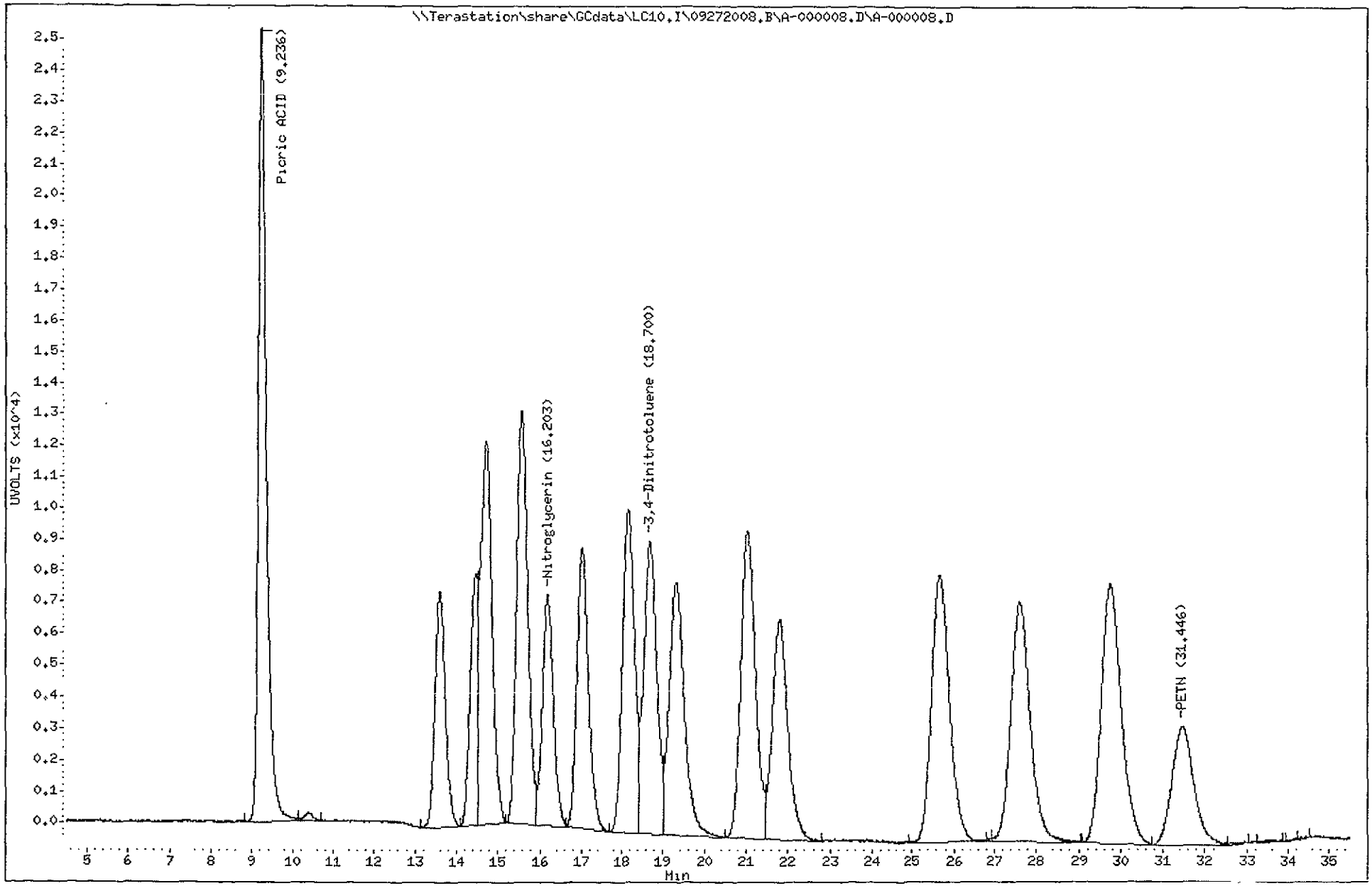

3970

North Canton

TestAmerica West Sacramento

A-000009.D

Chromatography Summary

Injection Date: 9/27/2008 18:05 Operator: fhk

DataFile: LC10.I\09272008 B\A-000009 D Vial Num: 17

Instrument ID: LC10

Method 8330 Target Analyte Results

Sample : **STD_6 08GCSV0259 200/500/200/200ng/mL**

Method File: LC10.I\09272008.B\8330AB.M

Start Cal Date: 4/16/2008 20 58 End Cal Date: 4/17/2008 3 14

Dilution Factor	Extract Volume	Sample Volume	Sample Weight
1X	0 mL	0 mL	0 g

Matrix: NONE SubList: CAL sub SpikeList:

Samp. Info: STD_6 08GCSV0259 200/500/200/200ng/mL,1

Misc. Info: ;6; ; ; ;3;CAL sub; ;0;1

	Signal 1 UV 250-265					Signal 2 UV 358-205				
Compound Name	RT	Response	Spike Level	Flag	Response Factor	RT	Response	Spike Level	Flag	Response Factor
3,4-Dinitrotoluene	18.69	9377	200		46.885	18.69	18591	200		92.955
HMX	5.31	25373	200		126.865			200		0
RDX	7.97	16379	200		81.895			200		0
Picric ACID	9.21	41689	500		83.378	9.21	61223	500		122.446
1,3,5-Trinitrobenzene	10.40	30076	200		150.38			200		0
1,3-Dinitrobenzene	13.59	28831	200		144.155			200		0
TETRYL	14.71	20433	200		102.165			200		0
Nitrobenzene	15.57	12779	200		63.895			200		0
2,4,6-Trinitrotoluene	17.02	17546	200		87.73			200		0
4-AM-2,6-DNT	18.16	12755	200		63.775			200		0
2-AM-4,6-DNT	19.31	14518	200		72.59			200		0
2,6-Dinitrotoluene	21.03	10597	200		52.985			200		0
2,4-Dinitrotoluene	21.79	16902	200		84.51			200		0
2-Nitrotoluene	25.67	7097	200		35.485			200		0
4-Nitrotoluene	27.60	8612	200		43.06			200		0
3-Nitrotoluene	29.75	8509	200		42.545			200		0
Nitroglycerin			200		0	16.19	14612	200		73.06
PETN			200		0	31.43	7685	200		38.425
3,5-Dinitroaniline	14.46	19382	200		96.91			200		0
EGDN			200		0			200		0

Notes: M = Manually Integrated

D = Operator Disabled Result

O = Over Calibration Range

Signals Differ by More Than 40%

Signals Differ by More Than 50%

Test America West Sacramento

Method 8330

Data file : \\Terastation\share\GCdata\LC10.I\09272008.B\A-000009.D
Lab Smp Id: STD_6 08GCSV0259 20
Inj Date : 27-SEP-2008 18:05
Operator : fhk Inst ID: LC10.i
Smp Info : STD_6 08GCSV0259 200/500/200/200ng/mL;1
Misc Info : ;6; ; ; ;3;CAL.sub; ;0;1
Comment : SOP SAC-LC-0009
Method : \\Terastation\share\GCdata\LC10.I\09272008.B\8330AB.m
Meth Date : 27-Sep-2008 18:51 tap Quant Type: AREA%
Cal Date : 17-APR-2008 03:14 Cal File: A-000011.d
Als bottle: 17 Calibration Sample, Level: 6
Dil Factor: 1.00000
Integrator: Falcon+ Compound Sublist: CAL.sub
Target Version: 4.14
Processing Host: SACP307HPLC

RT	AREA	HEIGHT	HT/AREA	% HEIGHT			COMPOUNDS
5.313	163743	25373	0.155	8.41		2	HMX
6.306	1606	124	0.077	0.04			
7.966	187409	16379	0.087	5.43		3	RDX
8.659	1346	145	0.108	0.04			
9.206	572757	41689	0.073	13.95		5	Picric ACID
10.396	408338	30076	0.074	9.97		6	1,3,5-Trinitrobenze
11.876	1053	76	0.072	0.02			
13.590	503557	28831	0.057	9.56		7	1,3-Dinitrobenzene
14.463	301980	19382	0.064	6.43		8	3,5-Dinitroaniline
14.713	365715	20433	0.056	6.77		9	TETRYL
15.570	255203	12779	0.050	4.23		10	Nitrobenzene
17.020	347272	17546	0.051	5.82		12	2,4,6-Trinitrotolue
18.160	266365	12755	0.048	4.23		13	4-AM-2,6-DNT
18.686	200751	9377	0.047	3.11	$	1	3,4-Dinitrotoluene
19.313	352323	14518	0.041	4.81		14	2-AM-4,6-DNT
21.026	248706	10597	0.043	3.51		15	2,6-Dinitrotoluene
21.790	435095	16902	0.039	5.60		16	2,4-Dinitrotoluene
23.110	134	31	0.232	0.01			
25.666	207222	7097	0.034	2.35		17	2-Nitrotoluene
27.596	268893	8612	0.032	2.85		18	4-Nitrotoluene
29.746	285737	8509	0.030	2.82		19	3-Nitrotoluene
31.470	1419	48	0.034	0.01			
32.480	136	35	0.257	0.01			
33.696	442	31	0.070	0.01			
34.383	284	29	0.102	0.00			
34.653	128	34	0.265	0.01			
	5377611	301408		100.000			

Total unknown % height = 0.1500

Data File: \\Terastation\share\GCdata\LC10.I\09272008.B\A-000009.D
Date : 27-SEP-2008 18:05
Client ID:
Sample Info: STD_6 08GCSV0259 200/500/200/200ng/mL;1

Instrument: LC10.i
Operator: fhk
Column diameter: 4.60

Column phase: SYNERGI HYDRORP C18

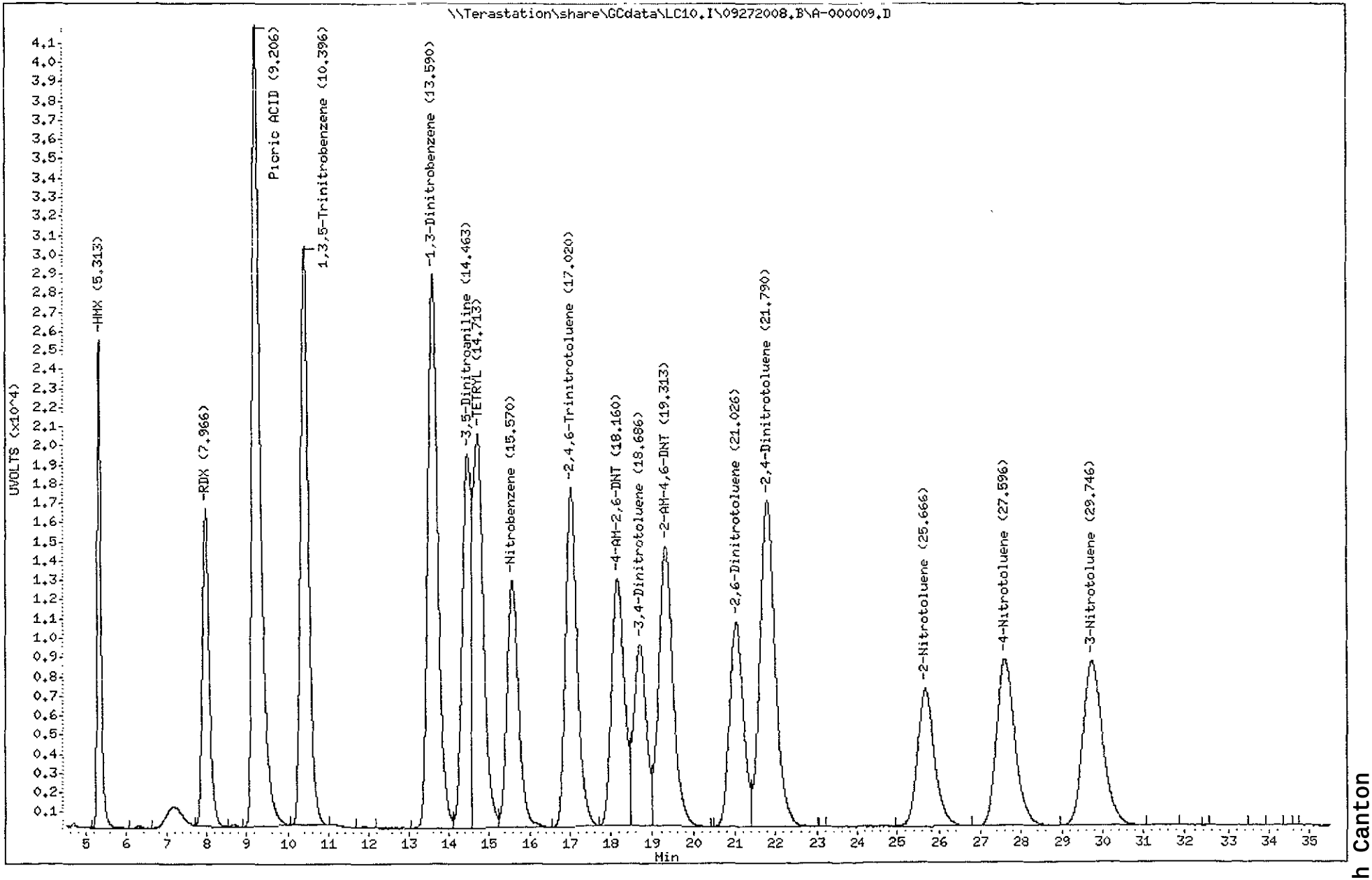

3973
North Canton

Test America West Sacramento

Method 8330

Data file : \\Terastation\share\GCdata\LC10.I\09272008.B\A-000009.D\A-000009
Lab Smp Id: STD_6 08GCSV0259 20
Inj Date : 27-SEP-2008 18:05
Operator : fhk Inst ID: LC10.i
Smp Info : STD_6 08GCSV0259 200/500/200/200ng/mL;1
Misc Info : ;6; ; ; ;3;CAL.sub; ;0;1
Comment : SOP SAC-LC-0009
Method : \\Terastation\share\GCdata\LC10.I\09272008.B\8330AB.M\83302.m
Meth Date : 27-Sep-2008 18:51 tap Quant Type: AREA%
Cal Date : 17-APR-2008 03:14 Cal File: A-000011.d
Als bottle: 17 Calibration Sample, Level: 6
Dil Factor: 1.00000
Integrator: Falcon+ Compound Sublist: CAL.sub
Target Version: 4.14
Processing Host: SACP307HPLC

RT	AREA	HEIGHT	HT/AREA	% HEIGHT		COMPOUNDS
9.206	847859	61223	0.072	20.09		5 Picric ACID
10.413	7653	499	0.065	0.16		
13.590	261778	15201	0.058	4.96		
14.723	675610	24689	0.037	8.06		
15.570	496307	26512	0.053	8.65		
16.190	264888	14612	0.055	4.77		11 Nitroglycerin
17.016	346549	17840	0.051	5.82		
18.160	430737	20638	0.048	6.73		
18.686	400566	18591	0.046	6.07	$	1 3,4-Dinitrotoluene
19.313	394743	16128	0.041	5.26		
21.023	465551	19596	0.042	6.39		
21.790	368351	14086	0.038	4.59		
25.666	492766	16964	0.034	5.53		
27.600	480629	15286	0.032	4.99		
29.746	553690	16531	0.030	5.39		
31.426	282954	7685	0.027	2.50		20 PETN
33.253	1262	60	0.048	0.01		
34.096	519	37	0.071	0.01		
34.286	1149	74	0.064	0.02		
	6773563	306252		100.000		

Total unknown % height = 66.57

Data File: \\Terastation\share\GCdata\LC10.I\09272008.B\A-000009.D\A-000009.D
Date : 27-SEP-2008 18:05
Client ID:
Sample Info: STD_6 08GCSV0259 200/500/200/200ng/mL;1

Instrument: LC10.i
Operator: fhk
Column diameter: 4.60

Column phase: SYNERGI HYDRORP C18

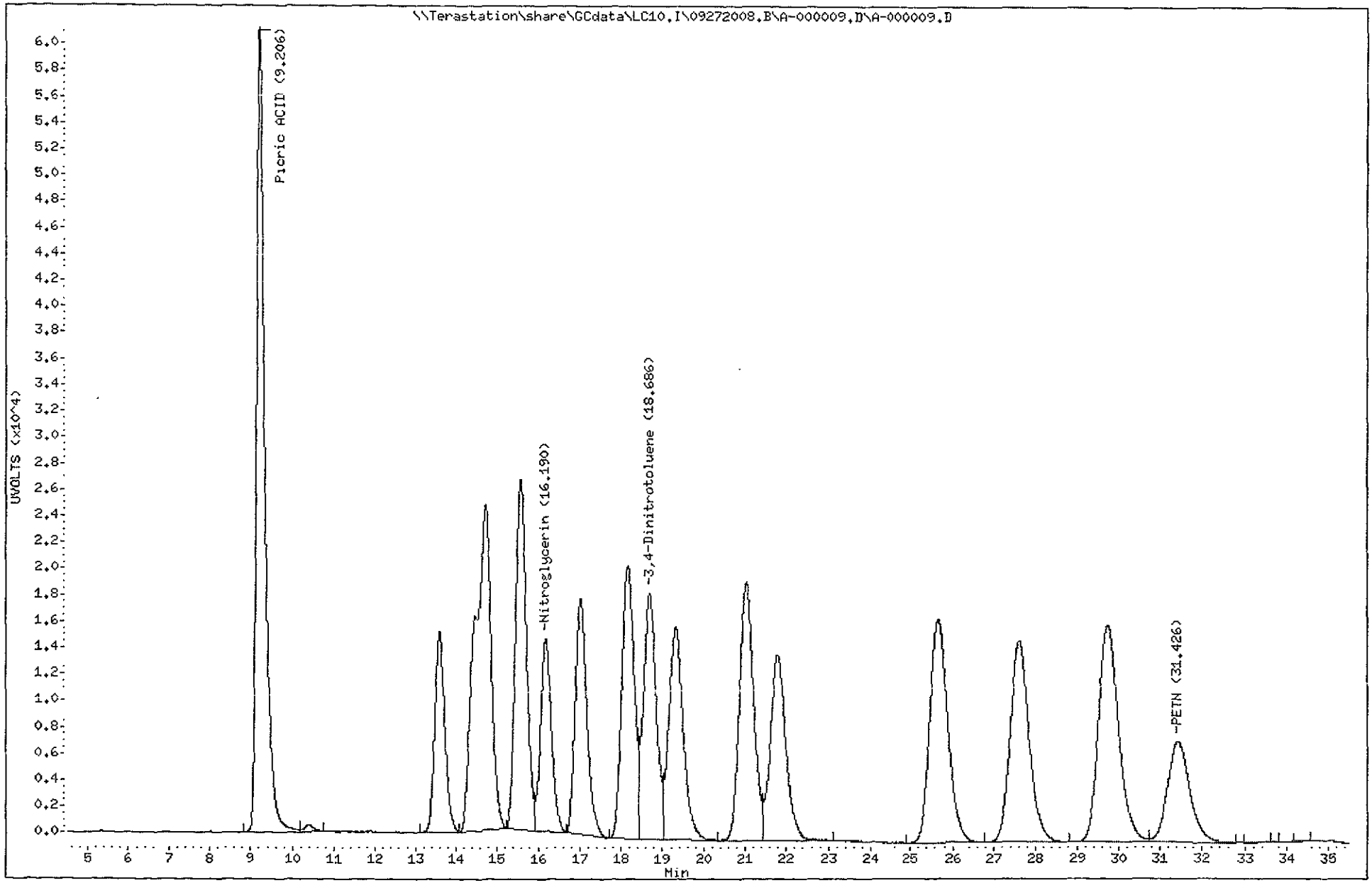

3975
North Canton

TestAmerica West Sacramento

A-000010.D

Chromatography Summary

Injection Date: 9/27/2008 18:56 **Operator:** fhk

DataFile: LC10.I\09272008.B\A-000010.D **Vial Num:** 18

Instrument ID: LC10

Method 8330 Target Analyte Results

Sample : **STD_7 08GCSC0260 500/1000/500/300ng/mL**

Method File: LC10.I\09272008.B\8330AB.M

Start Cal Date: 4/16/2008 20:58 **End Cal Date:** 4/17/2008 3:14

Dilution Factor	Extract Volume	Sample Volume	Sample Weight
1X	0 mL	0 mL	0 g

Matrix: NONE **SubList:** CAL sub **SpikeList:**

Samp. Info: STD_7 08GCSC0260 500/1000/500/300ng/mL;1

Misc. Info: :7; ; , ,3,CAL sub, ,0,1

	Signal 1 UV 250-265					Signal 2 UV 358-205				
Compound Name	RT	Response	Spike Level	Flag	Response Factor	RT	Response	Spike Level	Flag	Response Factor
3,4-Dinitrotoluene	18.66	14367	300		47.89	18.67	28355	300		94.51666667
HMX	5.31	63737	500		127.474			500		0
RDX	7.96	41548	500		83.096			500		0
Picric ACID	9.15	84507	1000		84.507	9.15	124010	1000		124.01
1,3,5-Trinitrobenzene	10.39	75918	500		151.836			500		0
1,3-Dinitrobenzene	13.58	72604	500		145.208			500		0
TETRYL	14.70	51216	500		102.432			500		0
Nitrobenzene	15.56	32315	500		64.63			500		0
2,4,6-Trinitrotoluene	17.00	43965	500		87.93			500		0
4-AM-2,6-DNT	18.14	32000	500		64			500		0
2-AM-4,6-DNT	19.29	36350	500		72.7			500		0
2,6-Dinitrotoluene	21.00	26426	500		52.852			500		0
2,4-Dinitrotoluene	21.77	42382	500		84.764			500		0
2-Nitrotoluene	25.64	17808	500		35.616			500		0
4-Nitrotoluene	27.57	21620	500		43.24			500		0
3-Nitrotoluene	29.72	21356	500		42.712			500		0
Nitroglycerin			500		0	16.17	38023	500		76.046
PETN			500		0	31.39	19060	500		38.12
3,5-Dinitroaniline	14.45	48868	500		97.736			500		0
EGDN			500		0			500		0

Notes:

M = Manually Integrated

D = Operator Disabled Result

O = Over Calibration Range

Signals Differ by More Than 40%

Signals Differ by More Than 50%

Test America West Sacramento

Method 8330

Data file : \\Terastation\share\GCdata\LC10.I\09272008.B\A-000010.D
Lab Smp Id: STD_7 08GCSC0260 50
Inj Date : 27-SEP-2008 18:56
Operator : fhk Inst ID: LC10.i
Smp Info : STD_7 08GCSC0260 500/1000/500/300ng/mL;1
Misc Info : ;7; ; ; ;3;CAL.sub; ;0;1
Comment : SOP SAC-LC-0009
Method : \\Terastation\share\GCdata\LC10.I\09272008.B\8330AB.m
Meth Date : 27-Sep-2008 19:42 tap Quant Type: AREA%
Cal Date : 17-APR-2008 03:14 Cal File: A-000011.d
Als bottle: 18 Calibration Sample, Level: 7
Dil Factor: 1.00000
Integrator: Falcon+ Compound Sublist: CAL.sub
Target Version: 4.14
Processing Host: SACP307HPLC

RT	AREA	HEIGHT	HT/AREA	% HEIGHT		COMPOUNDS
5.307	409658	63737	0.156	8.75		2 HMX
6.287	3407	307	0.090	0.04		
7.961	469937	41548	0.088	5.70		3 RDX
8.661	3614	358	0.099	0.04		
9.151	1202418	84507	0.070	11.73		5 Picric ACID
10.387	1026756	75918	0.074	10.42		6 1,3,5-Trinitrobenze
11.087	4352	303	0.070	0.04		
11.861	2522	145	0.057	0.01		
13.581	1257040	72604	0.058	9.96		7 1,3-Dinitrobenzene
14.454	748496	48868	0.065	6.70		8 3,5-Dinitroaniline
14.701	918755	51216	0.056	7.03		9 TETRYL
15.557	638631	32315	0.051	4.43		10 Nitrobenzene
17.004	866210	43965	0.051	6.03		12 2,4,6-Trinitrotolue
18.144	677732	32000	0.047	4.39		13 4-AM-2,6-DNT
18.664	297706	14367	0.048	1.97	$	1 3,4-Dinitrotoluene
19.294	874766	36350	0.042	4.99		14 2-AM-4,6-DNT
21.004	617940	26426	0.043	3.62		15 2,6-Dinitrotoluene
21.767	1086937	42382	0.039	5.81		16 2,4-Dinitrotoluene
23.507	235	28	0.119	0.00		
24.314	181	33	0.182	0.00		
25.637	516330	17808	0.034	2.44		17 2-Nitrotoluene
27.571	671204	21620	0.032	2.96		18 4-Nitrotoluene
29.721	713573	21356	0.030	2.93		19 3-Nitrotoluene
31.377	2646	103	0.039	0.01		
32.424	288	32	0.111	0.00		
33.324	634	44	0.069	0.00		
	13011968	728340		100.000		

Total unknown % height = 0.1400

Data File: \\Terastation\share\GCdata\LC10.I\09272008.B\A-000010.D
Date : 27-SEP-2008 18:56
Client ID:
Sample Info: STD_7 08GCSC0260 500/1000/500/300ng/mL;1

Instrument: LC10.i
Operator: fhk
Column diameter: 4.60

Column phase: SYNERGI HYDRORP C18

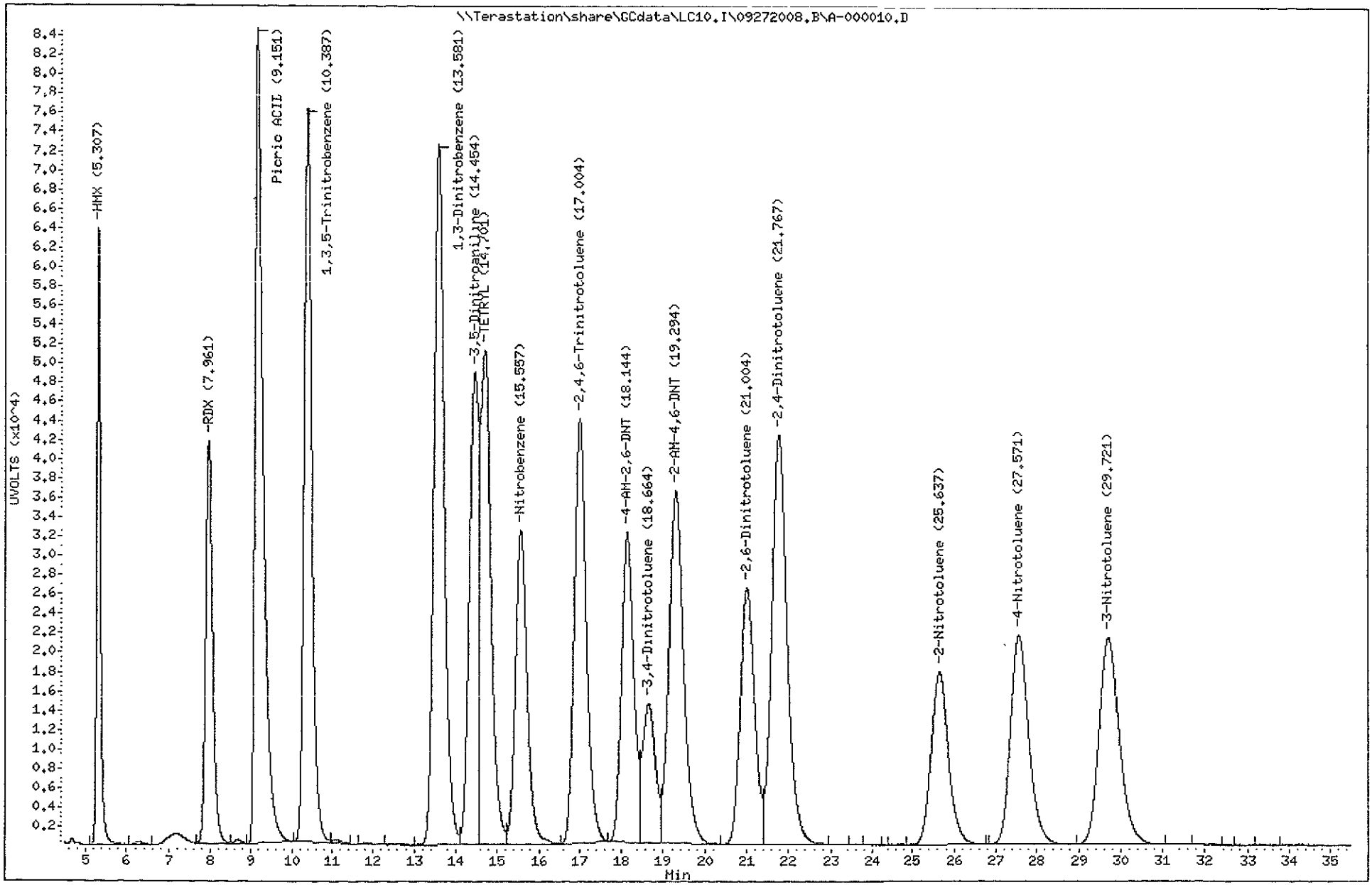

Test America West Sacramento

Method 8330

Data file : \\Terastation\share\GCdata\LC10.I\09272008.B\A-000010.D\A-000010
Lab Smp Id: STD_7 08GCSC0260 50
Inj Date : 27-SEP-2008 18:56
Operator : fhk Inst ID: LC10.i
Smp Info : STD_7 08GCSC0260 500/1000/500/300ng/mL;1
Misc Info : ;7; ; ; ;3;CAL.sub; ;0;1
Comment : SOP SAC-LC-0009
Method : \\Terastation\share\GCdata\LC10.I\09272008.B\8330AB.M\83302.m
Meth Date : 27-Sep-2008 19:42 tap Quant Type: AREA%
Cal Date : 17-APR-2008 03:14 Cal File: A-000011.d
Als bottle: 18 Calibration Sample, Level: 7
Dil Factor: 1.00000
Integrator: Falcon+ Compound Sublist: CAL.sub
Target Version: 4.14
Processing Host: SACP307HPLC

RT	AREA	HEIGHT	HT/AREA	% HEIGHT		COMPOUNDS
5.297	2009	205	0.102	0.02		
7.984	1371	110	0.080	0.01		
9.151	1779768	124010	0.070	16.31		5 Picric ACID
10.384	20755	1255	0.060	0.16		
13.581	652024	38226	0.059	4.99		
14.467	515824	41247	0.080	5.38		
14.711	1205872	62431	0.052	8.15		
15.557	1306461	68545	0.052	8.95		
16.174	721308	38023	0.053	4.96		11 Nitroglycerin
17.007	894541	45400	0.051	5.93		
18.140	1094377	51948	0.047	6.78		
18.667	602374	28355	0.047	3.70	$	1 3,4-Dinitrotoluene
19.294	974886	40205	0.041	5.25		
21.004	1151639	48648	0.042	6.35		
21.764	909360	35187	0.039	4.59		
25.637	1240883	42814	0.035	5.59		
27.571	1185946	38008	0.032	4.96		
29.717	1384465	41561	0.030	5.43		
31.387	697684	19060	0.027	2.49		20 PETN
33.501	985	69	0.070	0.00		
34.167	273	59	0.216	0.00		
	16342804	765366		100.000		

Total unknown % height = 72.54

Data File: \\Terastation\share\GCdata\LC10.I\09272008.B\A-000010.D\A-000010.D
Date : 27-SEP-2008 18:56
Client ID:
Sample Info: STD_7 08GCSC0260 500/1000/500/300ng/mL;1

Instrument: LC10.i
Operator: fhk
Column phase: SYNERGI HYDRORP C18
Column diameter: 4.60

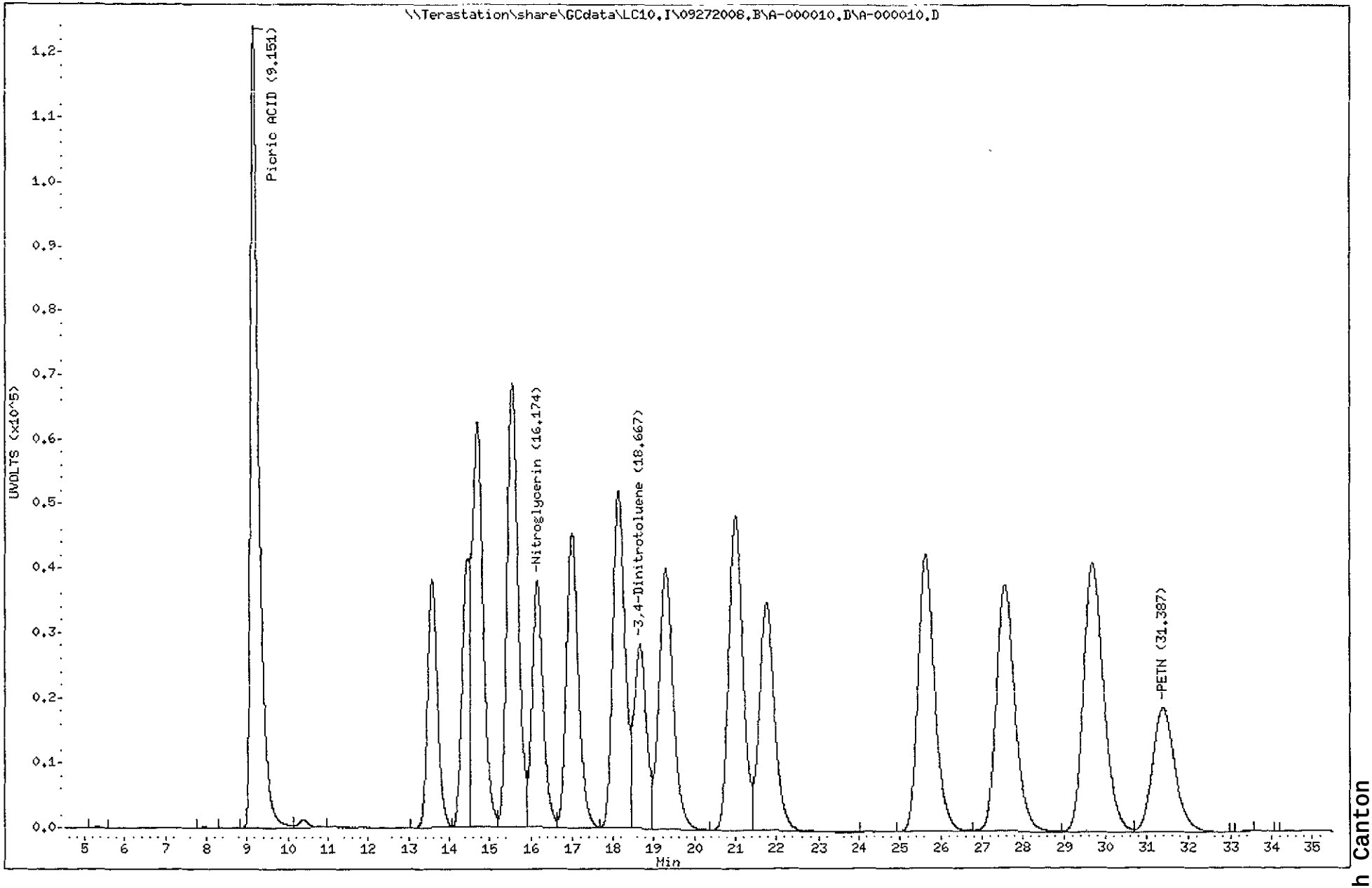

3980
North Canton

TestAmerica West Sacramento

A-000011.D

Chromatography Summary

Injection Date: 9/27/2008 19:47 **Operator:** fhk

DataFile: LC10.I\09272008.B\A-000011.D **Vial Num:** 19

Instrument ID: LC10

Method 8330 Target Analyte Results

Sample : **STD_8 08GCSV0261 1000/2000/1000/500ng/**

Method File: LC10.I\09272008 B\8330AB.M

Start Cal Date: 4/16/2008 20.58 **End Cal Date:** 4/17/2008 3.14

Dilution Factor	Extract Volume	Sample Volume	Sample Weight
1X	0 mL	0 mL	0 g

Matrix: NONE **SubList:** CAL sub **SpikeList:**

Samp. Info: STD_8 08GCSV0261 1000/2000/1000/500ng/;1

Misc. Info: ;8; ; , ,3:CAL.sub; ,0,1

	Signal 1 UV 250-265					Signal 2 UV 358-205				
Compound Name	RT	Response	Spike Level	Flag	Response Factor	RT	Response	Spike Level	Flag	Response Factor
3,4-Dinitrotoluene	18.68	24594	500	O	49.188	18.68	48456	500	O	96.912
HMX	5.31	126784	1000		126.784			1000		0
RDX	7.97	82566	1000		82.566			1000		0
Picric ACID	9.08	154706	2000		77.353	9.08	226756	2000		113.378
1,3,5-Trinitrobenzene	10.39	150642	1000	O	150.642			1000		0
1,3-Dinitrobenzene	13.59	144422	1000	O	144.422			1000		0
TETRYL	14.71	99223	1000	O	99.223			1000		0
Nitrobenzene	15.57	63846	1000		63.846			1000		0
2,4,6-Trinitrotoluene	17.02	86719	1000		86.719			1000		0
4-AM-2,6-DNT	18.16	63801	1000		63.801			1000		0
2-AM-4,6-DNT	19.32	72477	1000		72.477			1000		0
2,6-Dinitrotoluene	21.03	52634	1000		52.634			1000		0
2,4-Dinitrotoluene	21.80	84602	1000	O	84.602			1000		0
2-Nitrotoluene	25.68	35270	1000		35.27			1000		0
4-Nitrotoluene	27.62	42858	1000		42.858			1000		0
3-Nitrotoluene	29.77	42269	1000		42.269			1000		0
Nitroglycerin			1000		0	16.18	76293	1000	O	76.293
PETN			1000		0	31.45	38324	1000	O	38.324
3,5-Dinitroaniline	14.46	97414	1000	O	97.414			1000		0
EGDN			1000		0			1000		0

Notes:
M = Manually Integrated
D = Operator Disabled Result
O = Over Calibration Range

Signals Differ by More Than 40%
Signals Differ by More Than 50%

Printed: 9/30/2008 11:33 AM

Test America West Sacramento

Method 8330

Data file : \\Terastation\share\GCdata\LC10.I\09272008.B\A-000011.D
Lab Smp Id: STD_8 08GCSV0261 10
Inj Date : 27-SEP-2008 19:47
Operator : fhk Inst ID: LC10.i
Smp Info : STD_8 08GCSV0261 1000/2000/1000/500ng/;1
Misc Info : ;8; ; ; ;3;CAL.sub; ;0;1
Comment : SOP SAC-LC-0009
Method : \\Terastation\share\GCdata\LC10.I\09272008.B\8330AB.m
Meth Date : 27-Sep-2008 20:32 tap Quant Type: AREA%
Cal Date : 17-APR-2008 03:14 Cal File: A-000011.d
Als bottle: 19 Calibration Sample, Level: 8
Dil Factor: 1.00000
Integrator: Falcon+ Compound Sublist: CAL.sub
Target Version: 4.14
Processing Host: SACP307HPLC

RT	AREA	HEIGHT	HT/AREA	% HEIGHT			COMPOUNDS
5.312	821203	126784	0.154	8.88		2	HMX
6.292	6123	559	0.091	0.03			
7.966	942897	82566	0.088	5.78		3	RDX
8.675	6689	669	0.100	0.04			
9.082	2451423	154706	0.063	10.95		5	Picric ACID
10.392	2060089	150642	0.073	10.55		6	1,3,5-Trinitrobenze
11.102	9779	670	0.069	0.04			
11.866	9000	406	0.045	0.02			
13.586	2516712	144422	0.057	10.11		7	1,3-Dinitrobenzene
14.462	1522501	97414	0.064	6.82		8	3,5-Dinitroaniline
14.706	1762628	99223	0.056	6.95		9	TETRYL
15.569	1270476	63846	0.050	4.47		10	Nitrobenzene
17.019	1715303	86719	0.051	6.07		12	2,4,6-Trinitrotolue
18.159	1363287	63801	0.047	4.47		13	4-AM-2,6-DNT
18.682	504691	24594	0.049	1.72	$	1	3,4-Dinitrotoluene
19.316	1749555	72477	0.041	5.07		14	2-AM-4,6-DNT
21.032	1236695	52634	0.043	3.68		15	2,6-Dinitrotoluene
21.796	2183372	84602	0.039	5.92		16	2,4-Dinitrotoluene
25.676	1027135	35270	0.034	2.47		17	2-Nitrotoluene
27.616	1334482	42858	0.032	3.00		18	4-Nitrotoluene
29.766	1414335	42269	0.030	2.96		19	3-Nitrotoluene
31.346	1792	85	0.047	0.00			
33.616	221	30	0.136	0.00			
34.449	253	42	0.166	0.00			
	25910643	1427288		100.000			

Total unknown % height = 0.1300

Data File: \\Terastation\share\GCdata\LC10.I\09272008.B\A-000011.D
Date : 27-SEP-2008 19:47
Client ID:
Sample Info: STD_8 08GCSV0261 1000/2000/1000/500ng/;1

Instrument: LC10.i
Operator: fhk
Column diameter: 4.60

Column phase: SYNERGI HYDRORP C18

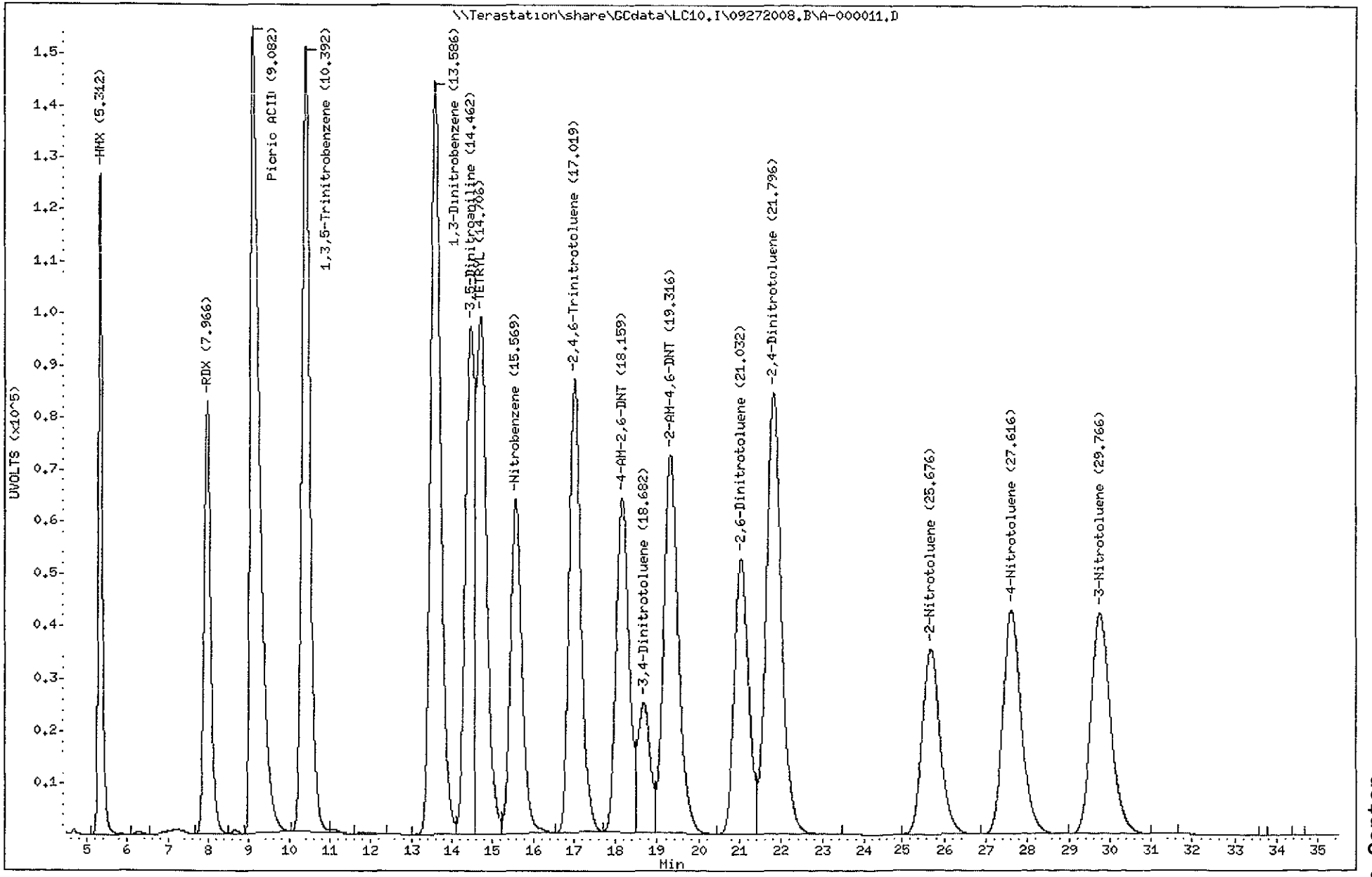

3983
North Canton

Test America West Sacramento

Method 8330

Data file : \\Terastation\share\GCdata\LC10.I\09272008.B\A-000011.D\A-000011
Lab Smp Id: STD_8 08GCSV0261 10
Inj Date : 27-SEP-2008 19:47
Operator : fhk Inst ID: LC10.i
Smp Info : STD_8 08GCSV0261 1000/2000/1000/500ng/;1
Misc Info : ;8; ; ; ;3;CAL.sub; ;0;1
Comment : SOP SAC-LC-0009
Method : \\Terastation\share\GCdata\LC10.I\09272008.B\8330AB.M\83302.m
Meth Date : 27-Sep-2008 20:33 tap Quant Type: AREA%
Cal Date : 17-APR-2008 03:14 Cal File: A-000011.d
Als bottle: 19 Calibration Sample, Level: 8
Dil Factor: 1.00000
Integrator: Falcon+ Compound Sublist: CAL.sub
Target Version: 4.14
Processing Host: SACP307HPLC

RT	AREA	HEIGHT	HT/AREA	% HEIGHT		COMPOUNDS
5.319	3334	371	0.111	0.02		
7.949	3465	228	0.066	0.01		
9.082	3622237	226756	0.063	16.20		5 Picric ACID
10.389	37853	2380	0.063	0.16		
13.586	1333298	76437	0.057	5.42		
14.719	3433897	121325	0.035	8.60		
15.569	2626433	135842	0.052	9.63		
16.182	1465106	76293	0.052	5.41		11 Nitroglycerin
17.019	1784717	89844	0.050	6.37		
18.159	2201014	103579	0.047	7.34		
18.682	1022295	48456	0.047	3.43	$	1 3,4-Dinitrotoluene
19.316	1942296	80187	0.041	5.68		
21.032	2297844	96771	0.042	6.86		
21.796	1836385	70350	0.038	4.99		
24.856	3957	196	0.050	0.01		
25.676	2468844	84667	0.034	6.00		
27.612	2337232	75092	0.032	5.32		
29.769	2759567	82337	0.030	5.84		
31.449	1411641	38324	0.027	2.71		20 PETN
33.249	167	29	0.174	0.00		
33.679	715	41	0.057	0.00		
33.976	638	63	0.099	0.00		
34.219	964	72	0.075	0.00		
	32593900	1409640		100.000		

Total unknown % height = 72.25

Data File: \\Terastation\share\GCdata\LC10.I\09272008.B\A-000011.D\A-000011.D
Date : 27-SEP-2008 19:47
Client ID:
Sample Info: STD_8 08GCSV0261 1000/2000/1000/500ng/;1

Instrument: LC10.i
Operator: fhk
Column phase: SYNERGI HYDRORP C18
Column diameter: 4.60

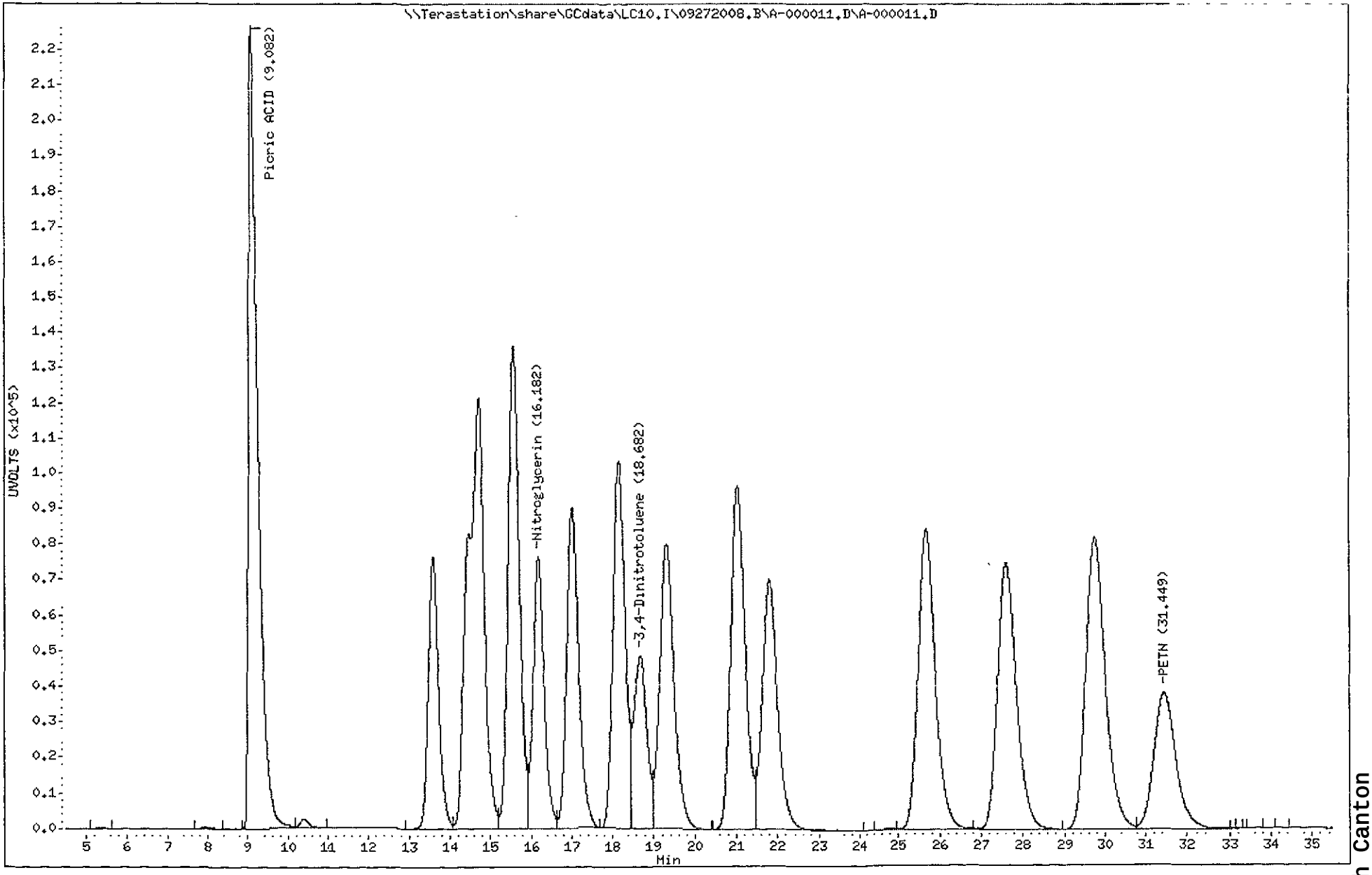

3985
North Canton

TestAmerica West Sacramento

A-000012.D

Chromatography Summary

Injection Date: 9/27/2008 20 37 Operator: fhk

DataFile: LC10.I\09272008 B\A-000012.D Vial Num: 11

Instrument ID: LC10

Method 8330 Target Analyte Results

Sample : **Blank**

Method File: LC10.I\09272008.B\8330AB M

Start Cal Date: 4/16/2008 20:58 End Cal Date: 4/17/2008 3.14

Dilution Factor	Extract Volume	Sample Volume	Sample Weight
1X	0 mL	0 mL	0 g

Matrix: NONE SubList: CAL.sub SpikeList:

Samp. Info: Blank;0

Misc. Info: , , , ; ,3;CAL.sub; ,0;1

	Signal 1 UV 250-265					Signal 2 UV 358-205							
Compound Name	RT	Diff	Response	PPB	Flag	RT	Diff	Response	PPB	Flag	MDL	RL	Flag
3,4-Dinitrotoluene	**18.69**	**-0.028**	**30**	**0.6397<**							**0.0000**	**0.00**	**45**
HMX											0.0000	0 00	
RDX											0 0000	0 00	
Picric ACID											0 0000	0.00	
1,3.5-Trinitrobenzene											0.0000	0 00	
1,3-Dinitrobenzene											0.0000	0.00	
TETRYL											0.0000	0 00	
Nitrobenzene											0 0000	0.00	
2,4,6-Trinitrotoluene	**16.90**	**-0.139**	**30**	**0.3399<**							**0.0000**	**0.00**	**45**
4-AM-2,6-DNT	**18.29**	**0.108**	**39**	**0.6113<**							**0.0000**	**0.00**	**45**
2-AM-4,6-DNT	**19.38**	**0.035**	**43**	**0.5907<**							**0.0000**	**0.00**	**45**
2,6-Dinitrotoluene											0.0000	0.00	
2,4-Dinitrotoluene											0.0000	0.00	
2-Nitrotoluene											0 0000	0 00	
4-Nitrotoluene											0 0000	0 00	
3-Nitrotoluene											0 0000	0 00	
Nitroglycerin											0.0000	0.00	
PETN											0 0000	0.00	
3,5-Dinitroaniline	**14.50**	**0.018**	**31**	**0.3286<**							**0.0000**	**0.00**	**45**
EGDN											0 0000	0 00	

Surrogates:	Spiked	Recovered	%Rec	Spiked	Recovered	%Rec	Limits
3,4-Dinitrotoluene	**50.0000**	**0.6397**	**1**	**50.0000**		**0**	**0--1,#QNA**

Notes
M = Manually Integrated
D = Operator Disabled Result
O = Over Calibration Range

Signals Differ by More Than 40%
Signals Differ by More Than 50%

Test America West Sacramento

Method 8330

Data file : \\Terastation\share\GCdata\LC10.I\09272008.B\A-000012.D
Lab Smp Id: Blank
Inj Date : 27-SEP-2008 20:37
Operator : fhk Inst ID: LC10.i
Smp Info : Blank;0
Misc Info : ; ; ; ; ;3;CAL.sub; ;0;1
Comment : SOP SAC-LC-0009
Method : \\Terastation\share\GCdata\LC10.I\09272008.B\8330AB.m
Meth Date : 27-Sep-2008 20:32 tap Quant Type: AREA%
Cal Date : 17-APR-2008 03:14 Cal File: A-000011.d
Als bottle: 11
Dil Factor: 1.00000
Integrator: Falcon+ Compound Sublist: CAL.sub
Target Version: 4.14
Processing Host: SACP307HPLC

RT	AREA	HEIGHT	HT/AREA	% HEIGHT			COMPOUNDS
5.538	563	64	0.114	7.69			
8.461	448	32	0.071	3.79			
9.581	176	38	0.215	4.50			
10.168	68	25	0.367	2.96			
11.834	134	40	0.298	4.73			
14.211	106	30	0.282	3.55			
14.501	108	31	0.287	3.67		8	3,5-Dinitroaniline
14.931	123	27	0.219	3.19			
15.268	161	25	0.155	2.96			
16.901	487	30	0.062	3.55		12	2,4,6-Trinitrotolue
17.751	128	27	0.211	3.19			
18.294	353	39	0.110	4.62		13	4-AM-2,6-DNT
18.691	118	30	0.253	3.55	$	1	3,4-Dinitrotoluene
19.381	761	43	0.056	5.09		14	2-AM-4,6-DNT
19.938	249	39	0.157	4.62			
22.238	118	27	0.229	3.19			
23.108	105	29	0.276	3.43			
23.828	591	44	0.074	5.21			
26.018	208	28	0.135	3.31			
26.234	471	43	0.091	5.09			
27.118	129	26	0.202	3.08			
28.964	227	27	0.119	3.19			
31.594	693	31	0.045	3.67			
32.197	308	38	0.123	4.50			
33.108	87	31	0.356	3.67			
	6924	844		100.000			

Total unknown % height = 79.52

Data File: \\Terastation\share\GCdata\LC10,I\09272008,B\A-000012.D
Date : 27-SEP-2008 20:37
Client ID:
Sample Info: Blank;0

Instrument: LC10,i
Operator: fhk
Column phase: SYNERGI HYDRORP C18
Column diameter: 4.60

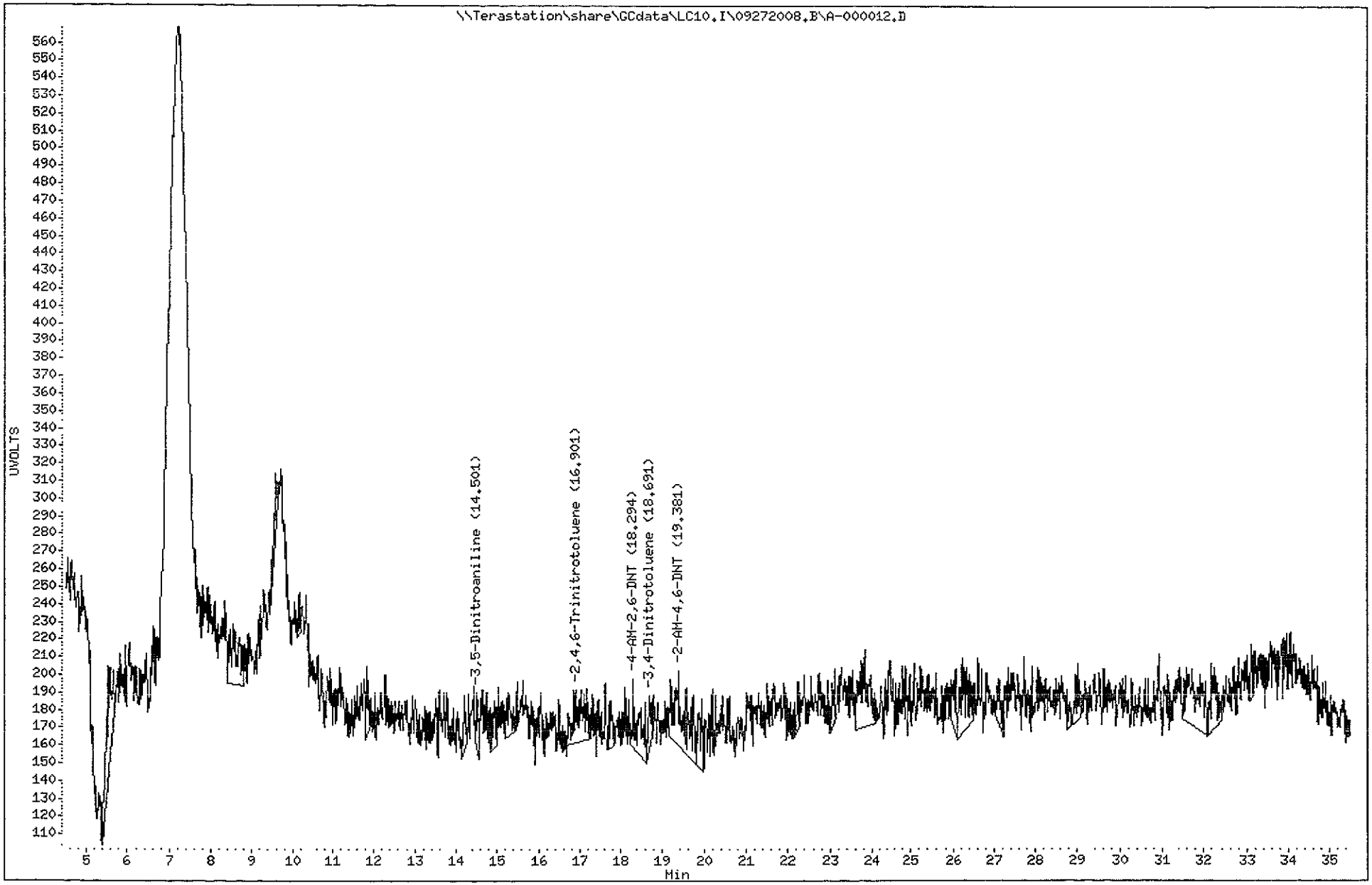

3988

North Canton

Test America West Sacramento

Method 8330

Data file : \\Terastation\share\GCdata\LC10.I\09272008.B\A-000012.D\A-000012
Lab Smp Id: Blank
Inj Date : 27-SEP-2008 20:37
Operator : fhk Inst ID: LC10.i
Smp Info : Blank;0
Misc Info : ; ; ; ; ;3;CAL.sub; ;0;1
Comment : SOP SAC-LC-0009
Method : \\Terastation\share\GCdata\LC10.I\09272008.B\8330AB.M\83302.m
Meth Date : 27-Sep-2008 20:33 tap Quant Type: AREA%
Cal Date : 17-APR-2008 03:14 Cal File: A-000011.d
Als bottle: 11
Dil Factor: 1.00000
Integrator: Falcon+ Compound Sublist: CAL.sub
Target Version: 4.14
Processing Host: SACP307HPLC

RT	AREA	HEIGHT	HT/AREA	% HEIGHT	COMPOUNDS
25.918	999	53	0.053	3.87	
26.531	722	46	0.064	3.36	
27.451	264	53	0.201	3.87	
27.584	1275	80	0.063	5.85	
29.428	873	55	0.063	4.02	
30.448	8311	186	0.022	13.60	
31.718	594	87	0.146	6.36	
32.061	2401	164	0.068	11.99	
32.261	5653	206	0.036	15.06	
33.428	1042	69	0.066	5.04	
33.758	844	61	0.072	4.46	
34.354	1317	73	0.055	5.34	
34.727	8148	234	0.029	17.18	
	32442	1367		100.000	

Total unknown % height = 100.0

Data File: \\Terastation\share\GCdata\LC10.I\09272008.B\A-000012.D\A-000012.D
Date : 27-SEP-2008 20:37
Client ID:
Sample Info: Blank;0

Instrument: LC10.i
Operator: fhk
Column diameter: 4.60

Column phase: SYNERGI HYDRORP C18



3990

North Canton

TestAmerica
THE LEADER IN ENVIRONMENTAL TESTING

West Sacramento

GC/HPLC ICAL Checklist

Instrument ID: LC9-CN ICAL ID: 09262008 Method: 8330A

Analytes Included in curve (with dates): All

A. Included Sections of ICAL	Analyst	Reviewer	N/A
1. ICAL Summary included (for both columns if applicable).	—	✓	
2. ICAL Runlog included.	—	✓	
3. ICV Included and moved to after summary.	—	✓	
4. PEM meets requirements and is included for 8081.			—
5. Alkane Marker included for 8015 TPH.			—
6. ICAL Raw Data included for all analytes.	—	✓	
B. ICAL Summary			
1. All analytes meet %RSD or linear regression requirements.	—	✓	
2. ICAL meets requirements stated in SOP.	—	✓	
2. Any levels dropped are reviewed and appropriate.			—
3. All analytes in ICAL are in the ICAL summary.	—	✓	
4. RFs are calculated correctly. Perform Manual calculation.	—	✓	
C. ICAL Analysis			
1. Manual Integrations reviewed and appropriate.			—
2. All peaks correctly identified.	—	✓	
3. No analytes have saturated peaks.	—	✓	
4. RT windows set correctly (8015 TPH).			—
5. ICV meets requirements and is run after the ICAL.	—	✓	
6. Standards used in ICAL are current.	—	✓	
7. ICAL is copied to source method.	—	✓	

Curve Valid for:	Yes	No	Criteria
Standard SOP	✓		RSD ≤20%, r≥ 0.995 (intercept <1/2RL for 8081,8082, NQ, 8310) and (<RL for 8330) and r>0.990 (intercept <RL for 8015), ICV≤15%, PEM ≤15%
DOD QSM V3	✓		RSD ≤20%, r≥ 0.995, ICV≤20%, PEM ≤15%
AFCEE 3.1	✓		RSD ≤20%, r≥ 0.995, ICV≤15%, PEM ≤15%
AFCEE 4.0	✓		RSD ≤20%, r≥ 0.995, ICV≤20% (8081, 8082, 8015) and ICV≤25% (8330,8310), PEM ≤15%

Analyst: [signature] Date: 9/30/08

Reviewer: V. Nhan Date: 9/30/08

Comments:
Std level 6 had a mis-injection (the septum pushed through into the vial & blocked the sample pathway). It was re-run within 24 hours & used in the curve.

TestAmerica West Sacramento

INITIAL CALIBRATION DATA

Start Cal Date : 26-SEP-2008 15:03
End Cal Date : 27-SEP-2008 13:24
Quant Method : ESTD
Origin : Disabled
Target Version : 4.14
Integrator : HP Genie
Method file : \\Terastation\share\GCdata\LC9.I\09272008.B\8330CNAB.M
Last Edit : 27-Sep-2008 14:31 kenneyf
Curve Type : Average

Calibration File Names:
Level 1: \\Terastation\share\GCdata\GCdata\LC9.I\09262008.B\C-000006.d
Level 2: \\Terastation\share\GCdata\GCdata\LC9.I\09262008.B\C-000007.d
Level 3: \\Terastation\share\GCdata\GCdata\LC9.I\09262008.B\C-000008.d
Level 4: \\Terastation\share\GCdata\GCdata\LC9.I\09262008.B\C-000009.d
Level 5: \\Terastation\share\GCdata\GCdata\LC9.I\09262008.B\C-000010.d
Level 6: \\Terastation\share\GCdata\GCdata\LC9.I\09272008.B\C-000003.d
Level 7: \\Terastation\share\GCdata\GCdata\LC9.I\09262008.B\C-000012.d
Level 8: \\Terastation\share\GCdata\GCdata\LC9.I\09262008 B\C-000013.d

Compound	5.000 Level 1	10.000 Level 2	20.000 Level 3	50.000 Level 4	100.000 Level 5	200.000 Level 6	RRF	% RSD	
	500.000 Level 7	1000.000 Level 8							
2 HMX	48.60000	46.50000	44.65000	43.32000	42.73000	42.95000			
	43.12400	43.20400					44.38475	4.759	
3 RDX	48.40000	45.10000	45.60000	44.56000	43.58000	44.23500			
	44.24600	44.67400					45.04937	3.290	
4 EGDN	+++++	+++++	+++++	+++++	+++++	+++++			
	+++++	+++++					+++++	+++++	<-
5 Picric ACID	+++++	+++++	+++++	+++++	+++++	+++++			
	+++++	+++++					+++++	+++++	<-
6 1,3,5-Trinitrobenzene	72.60000	71.10000	70.65000	70.28000	68.51000	69.50000			
	69.80600	69.88700					70.29162	1.727	
7 1,3-Dinitrobenzene	93.60000	92.60000	91.95000	90.40000	89.46000	91.02000			
	92.05000	92.05500					91.64187	1.421	
8 3,5-Dinitroaniline	73.40000	73.50000	71.90000	72.02000	70.32000	71.06000			
	71.72600	71.98400					71.98875	1.485	
9 TETRYL	95.40000	97.50000	94.20000	94.06000	92.70000	93.52500			
	93.92200	90.36000					93.95838	2.182	

TestAmerica West Sacramento

INITIAL CALIBRATION DATA

Start Cal Date : 26-SEP-2008 15:03
End Cal Date : 27-SEP-2008 13:24
Quant Method : ESTD
Origin : Disabled
Target Version : 4.14
Integrator : HP Genie
Method file : \\Terastation\share\GCdata\LC9.I\09272008.B\8330CNAB.M
Last Edit : 27-Sep-2008 14:31 kenneyf
Curve Type : Average

Compound	5.000 Level 1	10.000 Level 2	20.000 Level 3	50.000 Level 4	100.000 Level 5	200.000 Level 6	RRF	% RSD	
	500.000 Level 7	1000.000 Level 8							
10 Nitrobenzene	43.00000	41.70000	41 50000	41 12000	40.97000	41.71500			
	42.38600	42.19800					41.82363	1.616	
11 Nitroglycerin	+++++	+++++	+++++	+++++	+++++	+++++			
	+++++	+++++					+++++	+++++	
12 2,4,6-Trinitrotoluene	83.60000	74.00000	65.85000	64.10000	62.90000	63.17000			
	61.40600	61.34900					67.04688	11.676	
13 4-AM-2,6-DNT	74.20000	79.90000	73.60000	73.52000	73.06000	73 37000			
	72.39600	74.49900					74.31813	3.157	
14 2-AM-4,6-DNT	78.60000	86.90000	82.95000	82.04000	82.18000	82.08000			
	82.68600	83.41200					82.60600	2.747	
15 2,6-Dinitrotoluene	52.00000	54.60000	53.60000	52.42000	51.94000	52.43500			
	52.60200	53.02700					52.82800	1.696	
16 2,4-Dinitrotoluene	78.60000	83.90000	82.80000	81.66000	81.02000	81.85500			
	82.15000	82.46200					81.80588	1.896	
17 2-Nitrotoluene	26.80000	26.55000	25.65000	25.38000	25.11500	25.44750			
	25.62900	25.54000					25.76394	2.292	
18 4-Nitrotoluene	+++++	+++++	+++++	+++++	+++++	+++++			
	+++++	+++++					+++++	+++++	<-
19 3-Nitrotoluene	34.80000	34.60000	32.70000	32 14000	31.66000	32.25000			
	32.49400	32.43000					32.88425	3.535	
20 PETN	+++++	+++++	+++++	+++++	+++++	+++++			
	+++++	+++++					+++++	+++++	

TestAmerica West Sacramento

INITIAL CALIBRATION DATA

Start Cal Date : 26-SEP-2008 15:03
End Cal Date : 27-SEP-2008 13:24
Quant Method : ESTD
Origin : Disabled
Target Version : 4.14
Integrator : HP Genie
Method file : \\Terastation\share\GCdata\LC9.I\09272008.B\8330CNAB.M
Last Edit : 27-Sep-2008 14:31 kenneyf
Curve Type : Average

Compound	5.000 Level 1	10.000 Level 2	20.000 Level 3	50.000 Level 4	100.000 Level 5	200.000 Level 6	RRF	% RSD
	500.000 Level 7	1000.000 Level 8						
$ 1 3,4-Dinitrotoluene	+++++	43.10000	43 95000	42.80000	42 92000	43.78500		
	45.86000	45.07400					43.92700	2.635

Report Date: 27-Sep-2008 14:33

Calibration History

Method : \\Terastation\share\GCdata\LC9.I\09272008.B\8330CNAB.M
Start Cal Date: 26-SEP-2008 15:03
End Cal Date : 27-SEP-2008 13:24
Last Cal Level: 6
Last Cal Type : Initial Calibration

Initial Calibration

Injection Date	Sublist	Calibration File
Cal Level: 1 , Cal Amount: 5.00000		
26-SEP-2008 15:03	CAL	\\Terastation\share\GCdata\LC9.I\09262008.B\C-000006.d
Cal Level: 2 , Cal Amount: 10.00000		
26-SEP-2008 16:05	CAL	\\Terastation\share\GCdata\LC9.I\09262008.B\C-000007.d
Cal Level: 3 , Cal Amount: 20.00000		
26-SEP-2008 17:07	CAL	\\Terastation\share\GCdata\LC9.I\09262008.B\C-000008.d
Cal Level: 4 , Cal Amount: 50.00000		
26-SEP-2008 18:09	CAL	\\Terastation\share\GCdata\LC9.I\09262008.B\C-000009.d
Cal Level: 5 , Cal Amount: 100.00000		
26-SEP-2008 19:11	CAL	\\Terastation\share\GCdata\LC9.I\09262008.B\C-000010.d
Cal Level: 6 , Cal Amount: 200.00000		
27-SEP-2008 13:24	CAL	\\Terastation\share\GCdata\LC9.I\09272008.B\C-000003.d
Cal Level: 7 , Cal Amount: 500.00000		
26-SEP-2008 21:16	CAL	\\Terastation\share\GCdata\LC9.I\09262008.B\C-000012.d
Cal Level: 8 , Cal Amount: 1000.00000		

26-SEP-2008 22:18	CAL	
\\Terastation\share\GCdata\LC9.I\09262008.B\C-000013.d		

Continuing Calibration
Ccal Level Mode: BY SAMPLE

27-SEP-2008 12:22	CAL	
\\Terastation\share\GCdata\LC9.I\09272008.B\C-000002.d		
27-SEP-2008 13:24	CAL	
\\Terastation\share\GCdata\LC9.I\09272008.B\C-000003.D		
27-SEP-2008 11:19	CAL	
\\Terastation\share\GCdata\LC9.I\09272008.B\C-000001.d		
27-SEP-2008 00:22	CAL	
\\Terastation\share\GCdata\LC9.I\09262008.B\C-000015.d		
27-SEP-2008 01:24	CAL	
\\Terastation\share\GCdata\LC9.I\09262008.B\C-000016.d		
26-SEP-2008 19:11	CAL	
\\Terastation\share\GCdata\LC9.I\09262008.B\C-000010.d		

TestAmerica West Sacramento

INITIAL CALIBRATION DATA

Start Cal Date : 26-SEP-2008 16:05
End Cal Date : 27-SEP-2008 13:24
Quant Method : ESTD
Origin : Disabled
Target Version : 4.14
Integrator : HP Genie
Method file : \\Terastation\share\GCdata\LC9.I\09272008.B\8330CNAB.M\833
Last Edit : 27-Sep-2008 14:32 kenneyf
Curve Type : Average

Calibration File Names:
Level 2: \\Terastation\share\GCdata\GCdata\LC9.I\09262008.B\C-000007.d\C-000
Level 3: \\Terastation\share\GCdata\GCdata\LC9.I\09262008.B\C-000008.d\C-000
Level 4: \\Terastation\share\GCdata\GCdata\LC9.I\09262008.B\C-000009.d\C-000
Level 5: \\Terastation\share\GCdata\GCdata\LC9.I\09262008.B\C-000010.d\C-000
Level 6: \\Terastation\share\GCdata\GCdata\LC9.I\09272008.B\C-000003.d\C-000
Level 7: \\Terastation\share\GCdata\GCdata\LC9.I\09262008.B\C-000012.d\C-000
Level 8: \\Terastation\share\GCdata\GCdata\LC9.I\09262008.B\C-000013.d\C-000

Compound	10.000 Level 2	20.000 Level 3	50.000 Level 4	100.000 Level 5	200.000 Level 6	500.000 Level 7	RRF	% RSD	
	1000.000 Level 8								
2 HMX	+++++	+++++	+++++	+++++	+++++	+++++			
	+++++						+++++	+++++	
3 RDX	+++++	+++++	+++++	+++++	+++++	+++++			
	+++++						+++++	+++++	
4 EGDN	+++++	45.75000	44.84000	45.55000	44 92500	45.52000			
	44.62900						45.20233	1.018	
5 Picric ACID	+++++	+++++	+++++	+++++	+++++	+++++			
	+++++						+++++	+++++	<-
6 1,3,5-Trinitrobenzene	+++++	+++++	+++++	+++++	+++++	+++++			
	+++++						+++++	+++++	
7 1,3-Dinitrobenzene	+++++	+++++	+++++	+++++	+++++	+++++			
	+++++						+++++	+++++	
8 3,5-Dinitroaniline	+++++	+++++	+++++	+++++	+++++	+++++			
	+++++						+++++	+++++	
9 TETRYL	+++++	+++++	+++++	+++++	+++++	+++++			
	+++++						+++++	+++++	

TestAmerica West Sacramento

INITIAL CALIBRATION DATA

Start Cal Date : 26-SEP-2008 16:05
End Cal Date : 27-SEP-2008 13:24
Quant Method : ESTD
Origin : Disabled
Target Version : 4.14
Integrator : HP Genie
Method file : \\Terastation\share\GCdata\LC9.I\09272008.B\8330CNAB.M\833
Last Edit : 27-Sep-2008 14:32 kenneyf
Curve Type : Average

Compound	10.000 Level 2	20.000 Level 3	50.000 Level 4	100.000 Level 5	200.000 Level 6	500.000 Level 7	1000.000 Level 8	RRF	% RSD
10 Nitrobenzene	+++++	+++++	+++++	+++++	+++++	+++++	+++++	+++++	+++++
11 Nitroglycerin	+++++	58.90000	62.06000	60.90000	61.38500	62.48200	62.03500	61.29367	2.120
12 2,4,6-Trinitrotoluene	+++++	+++++	+++++	+++++	+++++	+++++	+++++	+++++	+++++
13 4-AM-2,6-DNT	+++++	+++++	+++++	+++++	+++++	+++++	+++++	+++++	+++++
14 2-AM-4,6-DNT	+++++	+++++	+++++	+++++	+++++	+++++	+++++	+++++	+++++
15 2,6-Dinitrotoluene	+++++	+++++	+++++	+++++	+++++	+++++	+++++	+++++	+++++
16 2,4-Dinitrotoluene	+++++	+++++	+++++	+++++	+++++	+++++	+++++	+++++	+++++
17 2-Nitrotoluene	+++++	+++++	+++++	+++++	+++++	+++++	+++++	+++++	+++++
18 4-Nitrotoluene	+++++	+++++	+++++	+++++	+++++	+++++	+++++	+++++	+++++
19 3-Nitrotoluene	+++++	+++++	+++++	+++++	+++++	+++++	+++++	+++++	+++++
20 PETN	+++++	108	110	107	108	108	108	108	1.059

TestAmerica West Sacramento

INITIAL CALIBRATION DATA

Start Cal Date : 26-SEP-2008 16:05
End Cal Date : 27-SEP-2008 13:24
Quant Method : ESTD
Origin : Disabled
Target Version : 4.14
Integrator : HP Genie
Method file : \\Terastation\share\GCdata\LC9.I\09272008.B\8330CNAB.M\833
Last Edit : 27-Sep-2008 14:32 kenneyf
Curve Type : Average

Compound	10.000 Level 2 / 1000 000 Level 8	20.000 Level 3	50.000 Level 4	100.000 Level 5	200.000 Level 6	500.000 Level 7	RRF	% RSD	
$ 1 3,4-Dinitrotoluene	+++++ / +++++	+++++	+++++	+++++	+++++	+++++	+++++	+++++	<-

Report Date: 27-Sep-2008 14:35

Calibration History

Method : \\Terastation\share\GCdata\LC9.I\09272008.B\8330CNAB.M\8330CN2.M
Start Cal Date: 26-SEP-2008 16:05
End Cal Date : 27-SEP-2008 13:24
Last Cal Level: 6
Last Cal Type : Initial Calibration

Initial Calibration

Injection Date	Sublist	Calibration File
Cal Level: 2 , Cal Amount: 10.00000		
26-SEP-2008 16:05	CAL	\\Terastation\share\GCdata\LC9.I\09262008.B\C-000007.d\C-000007.d
Cal Level: 3 , Cal Amount: 20.00000		
26-SEP-2008 17:07	CAL	\\Terastation\share\GCdata\LC9.I\09262008.B\C-000008.d\C-000008.d
Cal Level: 4 , Cal Amount: 50.00000		
26-SEP-2008 18:09	CAL	\\Terastation\share\GCdata\LC9.I\09262008.B\C-000009.d\C-000009.d
Cal Level: 5 , Cal Amount: 100.00000		
26-SEP-2008 19:11	CAL	\\Terastation\share\GCdata\LC9.I\09262008.B\C-000010.d\C-000010.d
Cal Level: 6 , Cal Amount: 200.00000		
27-SEP-2008 13:24	CAL	\\Terastation\share\GCdata\LC9.I\09272008.B\C-000003.d\C-000003.d
Cal Level: 7 , Cal Amount: 500.00000		
26-SEP-2008 21:16	CAL	\\Terastation\share\GCdata\LC9.I\09262008.B\C-000012.d\C-000012.d
Cal Level: 8 , Cal Amount: 1000.00000		
26-SEP-2008 22:18	CAL	\\Terastation\share\GCdata\LC9.I\09262008.B\C-000013.d\C-000013.d

Continuing Calibration

Ccal Level Mode: BY SAMPLE

27-SEP-2008 13:24	CAL	\\Terastation\share\GCdata\LC9.I\09272008.B\C-000003.D\C-000003.D
27-SEP-2008 12:22	CAL	\\Terastation\share\GCdata\LC9.I\09272008.B\C-000002.D\C-000002.D
27-SEP-2008 11:19	CAL	\\Terastation\share\GCdata\LC9.I\09272008.B\C-000001.d\C-000001.d
27-SEP-2008 00:22	CAL	\\Terastation\share\GCdata\LC9.I\09262008.B\C-000015.d\C-000015.d
26-SEP-2008 18:09	CAL	\\Terastation\share\GCdata\LC9.I\09262008.B\C-000009.d\C-000009.d

TestAmerica West Sacramento
GC/LC INSTRUMENT LOG

Inst ID: LC9 Batch ID: 09262008
Method : Method 8330 Test : SOP SAC-LC-0009
ICAL Date: See Calibration Report

Date	Time	Operator	Sample ID	File ID	Vol or Wt	Extract Vol	Diln	Comments
26-SEP-2008	09:52	fhk	Primer	C-000001.	0 g	0 mL	1	
26-SEP-2008	10:54	fhk	Primer	C-000002.	0 g	0 mL	1	
26-SEP-2008	11:56	fhk	Primer	C-000003.	0 g	0 mL	1	
26-SEP-2008	12:58	fhk	Primer	C-000004.	0 g	0 mL	1	
26-SEP-2008	14:01	fhk	BLANK	C-000005.	0 g	0 mL	1	
26-SEP-2008	15:03	fhk	STD_1 08GCSV0252 5/0/0/0/0	C-000006.	0 g	0 mL	1	
26-SEP-2008	16:05	fhk	STD_2 08GCSV0253 10/20/10/10/1	C-000007.	0 g	0 mL	1	
26-SEP-2008	17:07	fhk	STD_3 08GCSV0254 20/50/20/20/2	C-000008.	0 g	0 mL	1	
26-SEP-2008	18:09	fhk	STD_4 08GCSV0255 50/100/50/50/	C-000009.	0 g	0 mL	1	
26-SEP-2008	19:11	fhk	STD_5 08GCSV0258 100/200/100/1	C-000010.	0 g	0 mL	1	
26-SEP-2008	20:13	fhk	STD_6 08GCSV0259 200/500/200/2	C-000011	0 g	0 mL	1	
26-SEP-2008	21:16	fhk	STD_7 08GCSV0260 500/1000/500/	C-000012	0 g	0 mL	1	
26-SEP-2008	22:18	fhk	STD_8 08GCSV0261 1000/2000/1K/	C-000013.	0 g	0 mL	1	
26-SEP-2008	23:20	fhk	BLANK	C-000014.	0 g	0 mL	1	
27-SEP-2008	00:22	fhk	ICV_6 08GCSV0135 200/500/200/2	C-000015.	0 g	0 mL	1	
27-SEP-2008	01:24	fhk	STD_5 08GCSV0258 100/200/100/1	C-000016.	0 g	0 mL	1	

Std level 6 had a mis-injection
screen on next day
fhk
9/30/08

TestAmerica West Sacramento
GC/LC INSTRUMENT LOG

Inst ID: LC9 Batch ID: 09272008
Method : Method 8330 Test : SOP SAC-LC-0009
ICAL Date: See Calibration Report

Date	Time	Operator	Sample ID	File ID	Vol or Wt	Extract Vol	Diln	Comments
27-SEP-2008	11:19	fhk	Primer	C-000001.	0 g	0 mL	1	
27-SEP-2008	12:22	fhk	Primer	C-000002.	0 g	0 mL	1	
27-SEP-2008	13:24	fhk	STD_6 08GCSV0259 200/500/200/2	C-000003.	0 g	0 mL	1	
27-SEP-2008	14:26	fhk	ICV_6 08GCSV0135 200/500/200/2	C-000004.	0 g	0 mL	1	

Std Level 6 rerun within 24hrs of start of curve and included in curve.
9/30/08

TestAmerica West Sacramento

C-000004.D

Chromatography Summary

Method 8330 Target Analyte Results

Injection Date: 9/27/2008 14:26 **Operator:** fhk
DataFile: LC9 I\09272008 B\C-000004 D **Vial Num:** 22
Instrument ID: LC9

Sample : **ICV_6 08GCSV0135 200/500/200/200/200**

Method File: LC9 I\09272008 B\8330CNAB M
Start Cal Date: 9/26/2008 15.03 **End Cal Date:** 9/27/2008 13 24

Dilution Factor	Extract Volume	Sample Volume	Sample Weight
1X	0 mL	0 mL	0 g

Matrix: NONE **SubList:** CAL sub **SpikeList:**
Samp. Info: ICV_6 08GCSV0135 200/500/200/200/200,2
Misc. Info: ; 6, ; ; ; 3; CAL.sub. , 0, 1, 0

	Signal 1 UV 250-265							Signal 2 UV 358-205								
Compound Name	RT	Response	PPB	Spike Level	%D	Result	Flag	RT	Response	PPB	Spike Level	%D	Result	Flag	Limits(%)	Flag
3,4-Dinitrotoluene	31.88	8187	186 4000<	200	-7%	Acceptable					200	-100%	Fails		(±15)	45
HMX	35 77	8728	196 6000<	200	-2%	Acceptable					200	-100%	Fails		(±15)	45
RDX	26.25	8522	189.2000<	200	-5%	Acceptable					200	-100%	Fails		(±15)	45
Picric ACID				500	-100%	Fails					500	-100%	Fails		(±15)	
1 3,5-Trinitrobenzene	22.44	13180	187.5000<	200	-6%	Acceptable					200	-100%	Fails		(±15)	45
1,3-Dinitrobenzene	20 02	17159	187.2000<	200	-6%	Acceptable					200	-100%	Fails		(±15)	45
TETRYL	41.35	16685	177.6000<	200	-11%	Acceptable					200	-100%	Fails		(±15)	45
Nitrobenzene	17 21	7936	189.7000<	200	-5%	Acceptable					200	-100%	Fails		(±15)	45
2,4,6-Trinitrotoluene	33 62	11811	176 2000<	200	-12%	Acceptable					200	-100%	Fails		(±15)	45
4-AM-2,6-DNT	30.19	13575	182.7000<	200	-9%	Acceptable					200	-100%	Fails		(±15)	45
2-AM-4,6-DNT	29.87	15288	185.1000<	200	-7%	Acceptable					200	-100%	Fails		(±15)	45
2,6-Dinitrotoluene	27 91	9893	187 3000<	200	-6%	Acceptable					200	-100%	Fails		(±15)	45
2,4-Dinitrotoluene	27 07	15238	186.3000<	200	-7%	Acceptable					200	-100%	Fails		(±15)	45
2-Nitrotoluene	23.36	9694	376 3000<	400	-6%	Acceptable					400	-100%	Fails		(±15)	45
4-Nitrotoluene				400	-100%	Fails					400	-100%	Fails		(±15)	
3-Nitrotoluene	23 90	6071	184 6000<	200	-8%	Acceptable					200	-100%	Fails		(±15)	45
Nitroglycerin				200	-100%	Fails		39.31	12682	206 9000<	200	3%	Acceptable		(±15)	45
PETN				200	-100%	Fails		49 50	21818	201 5000<	200	1%	Acceptable		(±15)	45
3,5-Dinitroaniline	25.71	13032	181 0000<	200	-10%	Acceptable					200	-100%	Fails		(±15)	45
EGDN				200	-100%	Fails		18.53	8285	183.3000	200	-8%	Acceptable		(±15)	45

Icv passes criteria ± 15%
9/30/08

Notes. M = Manually Integrated
D = Operator Disabled Result
O = Over Calibration Range

Signals Differ by More Than 40%
Signals Differ by More Than 50%

Printed: 9/27/2008 3:34 PM

TestAmerica West Sacramento

Method 8330

Data file : \\Terastation\share\GCdata\LC9.I\09272008.B\C-000004.D
Lab Smp Id: ICV_6 08GCSV0135 20
Inj Date : 27-SEP-2008 14:26
Operator : fhk Inst ID: LC9.i
Smp Info : ICV_6 08GCSV0135 200/500/200/200/200;2
Misc Info : ; 6; ; ; ; 3; CAL.sub; ; 0; 1; 0
Comment : SOP SAC-LC-0009
Method : \\Terastation\share\GCdata\LC9.I\09272008.B\8330CNAB.m
Meth Date : 27-Sep-2008 15:23 tap Quant Type: AREA%
Cal Date : 27-SEP-2008 13:24 Cal File: C-000003.d
Als bottle: 22 Continuing Calibration Sample
Dil Factor: 1.00000
Integrator: HP Genie Compound Sublist: CAL.sub
Target Version: 4.14
Processing Host: SACP307WW

RT	AREA	HEIGHT	HT/AREA	% HEIGHT			COMPOUNDS
17.208	1140069	7936	0.007	4.49		10	Nitrobenzene
20.019	2434926	17159	0.007	9.81		7	1,3-Dinitrobenzene
22.444	1973790	13180	0.007	7.45		6	1,3,5-Trinitrobenze
23.364	1331895	9694	0.007	5.48		17	2-Nitrotoluene
23.900	790202	6071	0.008	3.43		19	3-Nitrotoluene
25.711	1600648	13032	0.008	7.37		8	3,5-Dinitroaniline
26.245	983181	8522	0.009	4.82		3	RDX
27.070	1981532	15238	0.008	8.62		16	2,4-Dinitrotoluene
27.912	1263011	9893	0.008	5.59		15	2,6-Dinitrotoluene
29.868	1626527	15288	0.009	8.65		14	2-AM-4,6-DNT
30.187	1363769	13575	0.010	7.68		13	4-AM-2,6-DNT
31.880	905484	8187	0.009	4.63	$	1	3,4-Dinitrotoluene
32.627	6696	107	0.016	0.06			
33.616	1666016	11811	0.007	6.68		12	2,4,6-Trinitrotolue
35.772	850267	8728	0.010	4.93		2	HMX
39.307	10472	109	0.010	0.06			
39.856	6203	64	0.010	0.03			
41.352	1387428	16685	0.012	9.44		9	TETRYL
43.494	3022	18	0.006	0.01			
45.684	7342	92	0.013	0.05			
46.525	6623	65	0.010	0.03			
47.402	4024	58	0.014	0.03			
48.461	6659	69	0.010	0.03			
48.884	3032	51	0.017	0.02			
49.683	78017	897	0.011	0.50			
50.838	24834	203	0.008	0.11			
	21455668	176732		100.000			

Total unknown % height = 0.9300

Data File: \\Terastation\share\GCdata\LC9.I\09272008.B\C-000004.D
Date : 27-SEP-2008 14:26
Client ID:
Sample Info: ICV_6 08GCSV0135 200/500/200/200/200;2

Instrument: LC9.i

Operator: fhk
Column diameter: 4.60

Column phase: Agilent ZorbaxCyano

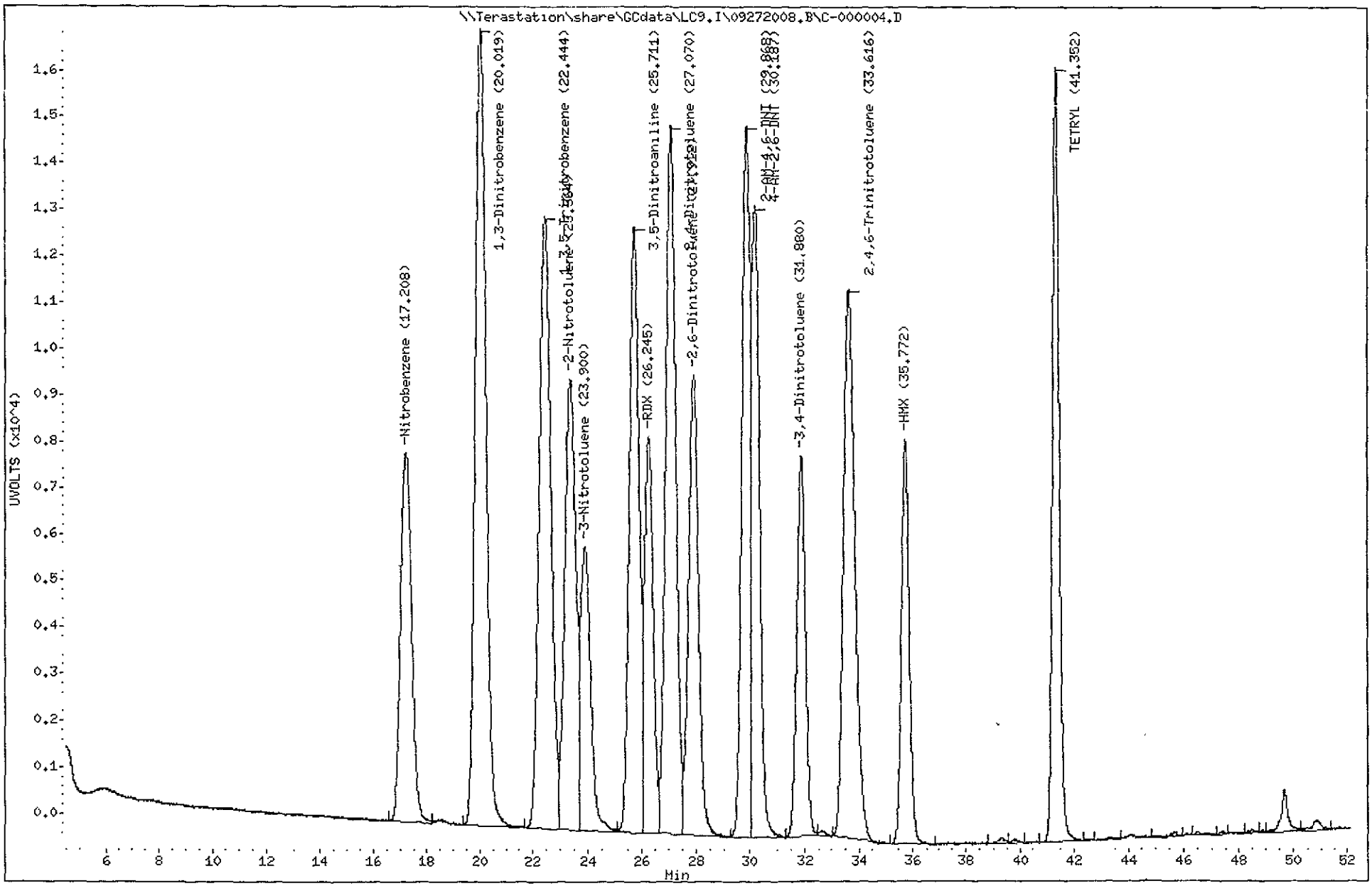

North Canton

TestAmerica West Sacramento

Method 8330

Data file : \\Terastation\share\GCdata\LC9.I\09272008.B\C-000004.D\C-000004.
Lab Smp Id: ICV_6 08GCSV0135 20
Inj Date : 27-SEP-2008 14:26
Operator : fhk Inst ID: LC9.i
Smp Info : ICV_6 08GCSV0135 200/500/200/200/200;2
Misc Info : ; 6; ; ; ; 3; CAL.sub; ; 0; 1; 0
Comment : SOP SAC-LC-0009
Method : \\Terastation\share\GCdata\LC9.I\09272008.B\8330CNAB.M\8330CN2.m
Meth Date : 27-Sep-2008 15:24 tap Quant Type: AREA%
Cal Date : 27-SEP-2008 13:24 Cal File: C-000003.d
Als bottle: 22 Continuing Calibration Sample
Dil Factor: 1.00000
Integrator: HP Genie Compound Sublist: CAL.sub
Target Version: 4.14
Processing Host: SACP307WW

RT	AREA	HEIGHT	HT/AREA	% HEIGHT	COMPOUNDS
17.205	1997250	13781	0.007	21.27	
18.531	1227628	8285	0.007	12.78	4 EGDN
20.015	1192568	8221	0.007	12.68	
39.307	1232450	12682	0.010	19.57	11 Nitroglycerin
49.498	1288811	21818	0.017	33.70	20 PETN
	6938707	64787		100.000	

Total unknown % height = 33.95

Data File: \\Terastation\share\GCdata\LC9.I\09272008.B\C-000004.D\C-000004.D
Date : 27-SEP-2008 14:26
Client ID:
Sample Info: ICV_6 08GCSV0135 200/500/200/200/200;2

Instrument: LC9.i
Operator: fhk
Column phase: Agilent ZorbaxCyano
Column diameter: 4.60

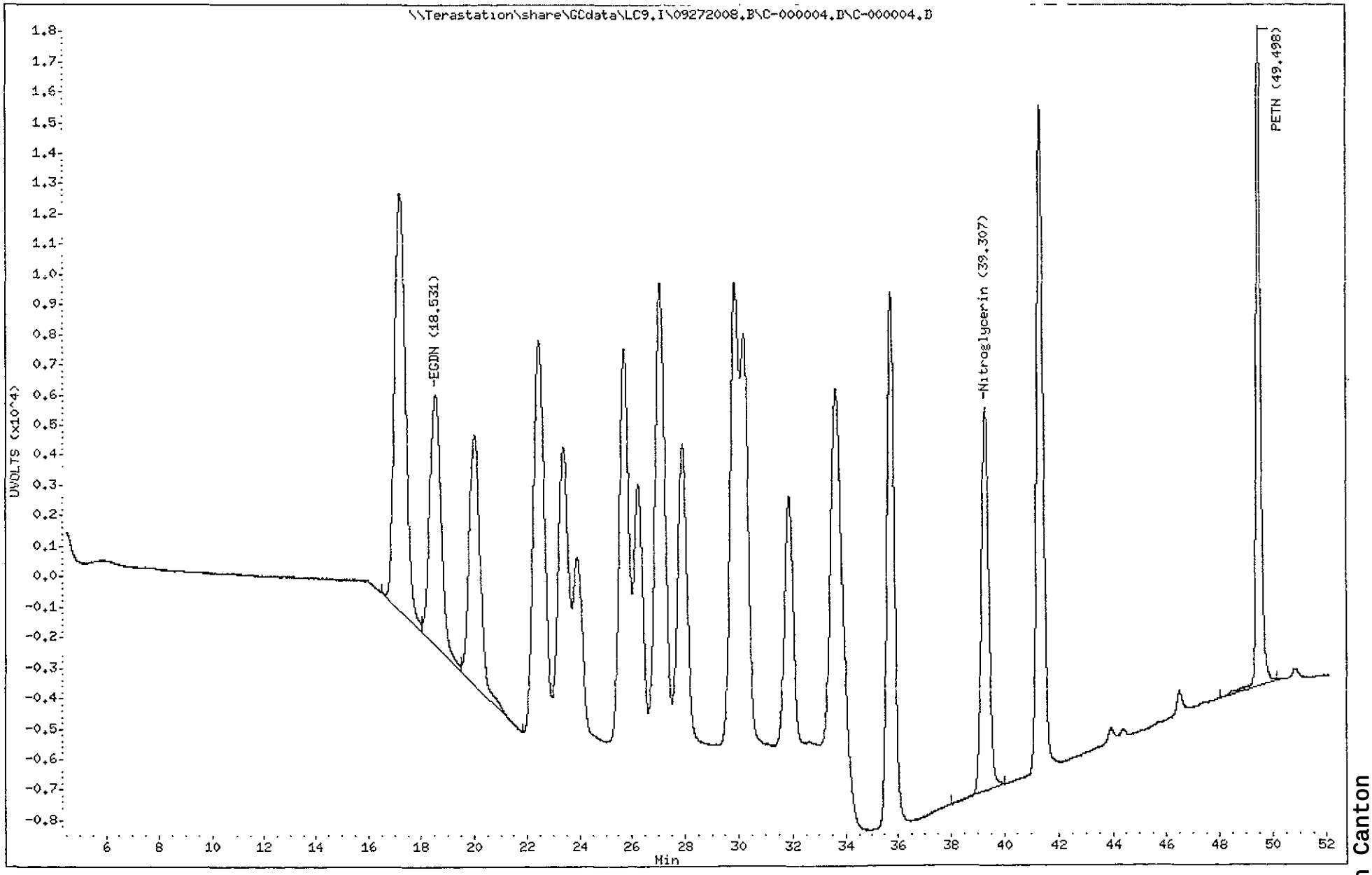

TestAmerica West Sacramento

C-000006.D

Chromatography Summary

Injection Date: 9/26/2008 15.03 **Operator:** fhk

DataFile: LC9.I\09262008 B\C-000006.D **Vial Num:** 11

Method 8330 Target Analyte Results

Instrument ID: LC9

Sample : **STD_1 08GCSV0252 5/0/0/0/0**

Method File: LC9 I\09262008.B\8330CNAB M

Start Cal Date: 8/5/2008 14:49 **End Cal Date:** 8/5/2008 22:03

Dilution Factor	Extract Volume	Sample Volume	Sample Weight
1X	0 mL	0 mL	0 g

Matrix: NONE **SubList:** CAL sub **SpikeList:**

Samp. Info: STD_1 08GCSV0252 5/0/0/0/0;1

Misc. Info: , 1, , , ; 3; CAL.sub, ; 0; 1, 0

	Signal 1 UV 250-265					Signal 2 UV 358-205				
Compound Name	RT	Response	Spike Level	Flag	Response Factor	RT	Response	Spike Level	Flag	Response Factor
3,4-Dinitrotoluene			5		0			5		0
HMX	35.74	243	5		48.6			5		0
RDX	26.24	242	5		48.4			5		0
Picric ACID			10		0			10		0
1,3,5-Trinitrobenzene	22.46	363	5		72.6			5		0
1,3-Dinitrobenzene	20.06	468	5		93.6			5		0
TETRYL	41.34	477	5		95.4			5		0
Nitrobenzene	17.23	215	5		43			5		0
2,4,6-Trinitrotoluene	33.59	418	5		83.6			5		0
4-AM-2,6-DNT	30.17	371	5		74.2			5		0
2-AM-4,6-DNT	29.85	393	5		78.6			5		0
2,6-Dinitrotoluene	27.91	260	5		52			5		0
2,4-Dinitrotoluene	27.07	393	5		78.6			5		0
2-Nitrotoluene	23.37	268	10		26.8			10		0
4-Nitrotoluene			10		0			10		0
3-Nitrotoluene	23.88	174	5		34.8			5		0
Nitroglycerin			5		0			5		0
PETN			5		0			5		0
3,5-Dinitroaniline	25.71	367	5		73.4			5		0
EGDN			5		0			5		0

Notes:
M = Manually Integrated
D = Operator Disabled Result
O = Over Calibration Range

Signals Differ by More Than 40%
Signals Differ by More Than 50%

Printed: 9/27/2008 10:46 AM

TestAmerica West Sacramento

Method 8330

Data file : \\Terastation\share\GCdata\LC9.I\09262008.B\C-000006.D
Lab Smp Id: STD_1 08GCSV0252 5/
Inj Date : 26-SEP-2008 15:03
Operator : fhk Inst ID: LC9.i
Smp Info : STD_1 08GCSV0252 5/0/0/0/0;1
Misc Info : ; 1; ; ; ; 3; CAL.sub; ; 0; 1; 0
Comment : SOP SAC-LC-0009
Method : \\Terastation\share\GCdata\LC9.I\09262008.B\8330CNAB.m
Meth Date : 26-Sep-2008 16:00 tap Quant Type: AREA%
Cal Date : 05-AUG-2008 22:03 Cal File: C-000011.d
Als bottle: 11 Calibration Sample, Level: 1
Dil Factor: 1.00000
Integrator: HP Genie Compound Sublist: CAL.sub
Target Version: 4.14
Processing Host: SACP307WW

RT	AREA	HEIGHT	HT/AREA	% HEIGHT	COMPOUNDS
17.231	31605	215	0.007	4.28	10 Nitrobenzene
20.059	70313	468	0.007	9.31	7 1,3-Dinitrobenzene
22.464	58890	363	0.006	7.22	6 1,3,5-Trinitrobenze
23.371	37346	268	0.007	5.33	17 2-Nitrotoluene
23.883	26171	174	0.007	3.46	19 3-Nitrotoluene
25.711	46809	367	0.008	7.30	8 3,5-Dinitroaniline
26.243	26760	242	0.009	4.81	3 RDX
27.067	52281	393	0.008	7.82	16 2,4-Dinitrotoluene
27.909	32596	260	0.008	5.17	15 2,6-Dinitrotoluene
29.852	40469	393	0.010	7.82	14 2-AM-4,6-DNT
30.169	42276	371	0.009	7.38	13 4-AM-2,6-DNT
33.593	68381	418	0.006	8.32	12 2,4,6-Trinitrotolue
35.101	8482	51	0.006	1.01	
35.738	26872	243	0.009	4.83	2 HMX
41.337	42586	477	0.011	9.60	9 TETRYL
42.782	3368	26	0.008	0.51	
46.133	10566	50	0.005	0.99	
46.536	8814	74	0.008	1.47	
48.777	20344	77	0.004	1.53	
49.017	2705	50	0.018	0.99	
51.024	21788	43	0.002	0.85	
	679421	5023		100.000	

Total unknown % height = 7.350

Data File: \\Terastation\share\GCdata\LC9.I\09262008.B\C-000006.D
Date : 26-SEP-2008 15:03
Client ID:
Sample Info: STD_1 08GCSV0252 5/0/0/0/0;1

Instrument: LC9.1
Operator: fhk
Column diameter: 4.60

Column phase: Agilent ZorbaxCyano

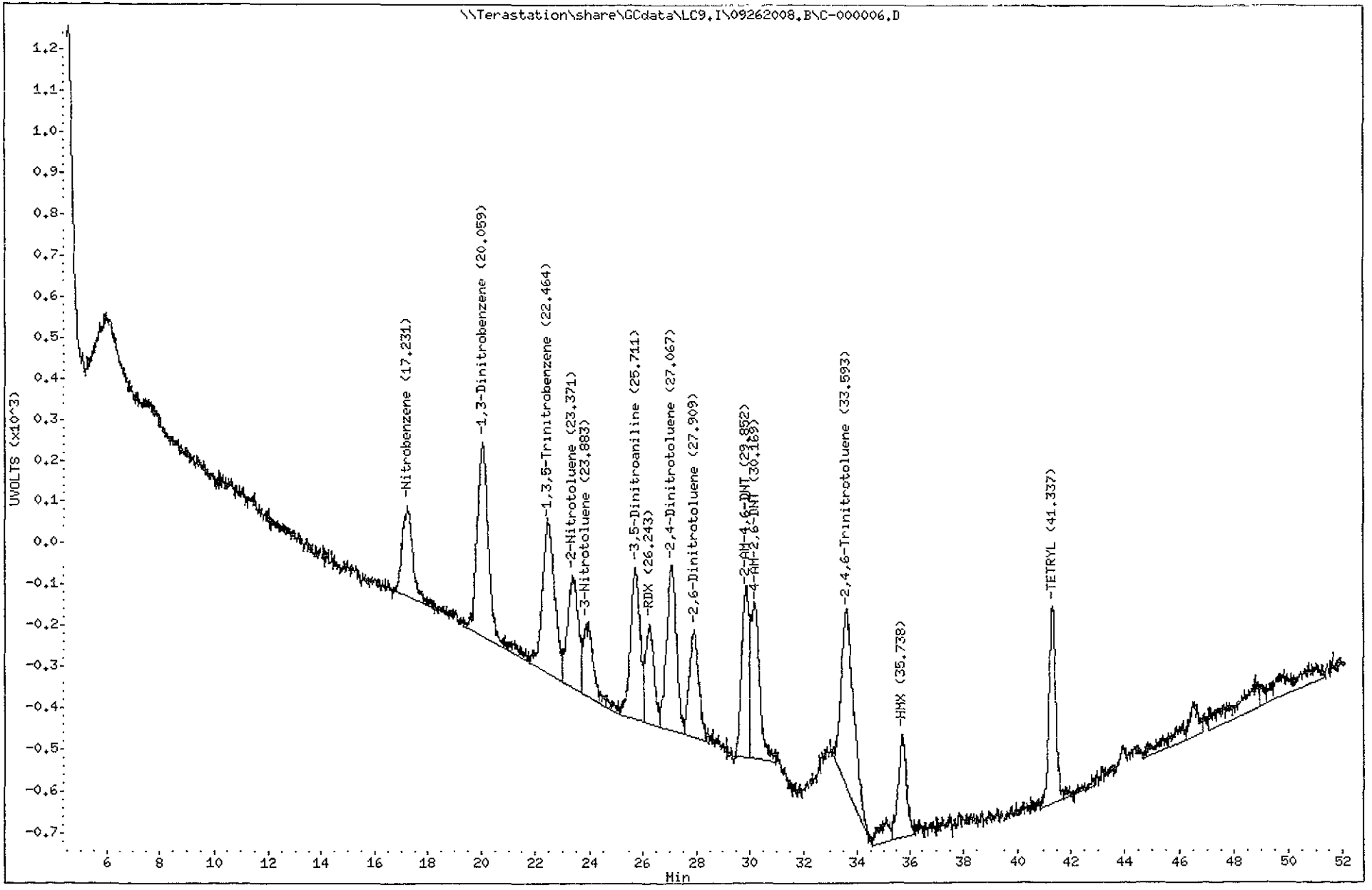

4011
North Canton

Data File: \\Terastation\share\GCdata\LC9.I\09262008.B\C-000006.D\C-000006.D

Date : 26-SEP-2008 15:03

Client ID:

Instrument: LC9.1

Sample Info: STD_1 08GCSV0252 5/0/0/0/0;1

Operator: fhk

Column phase: Agilent ZorbaxCyano

Column diameter: 4.60

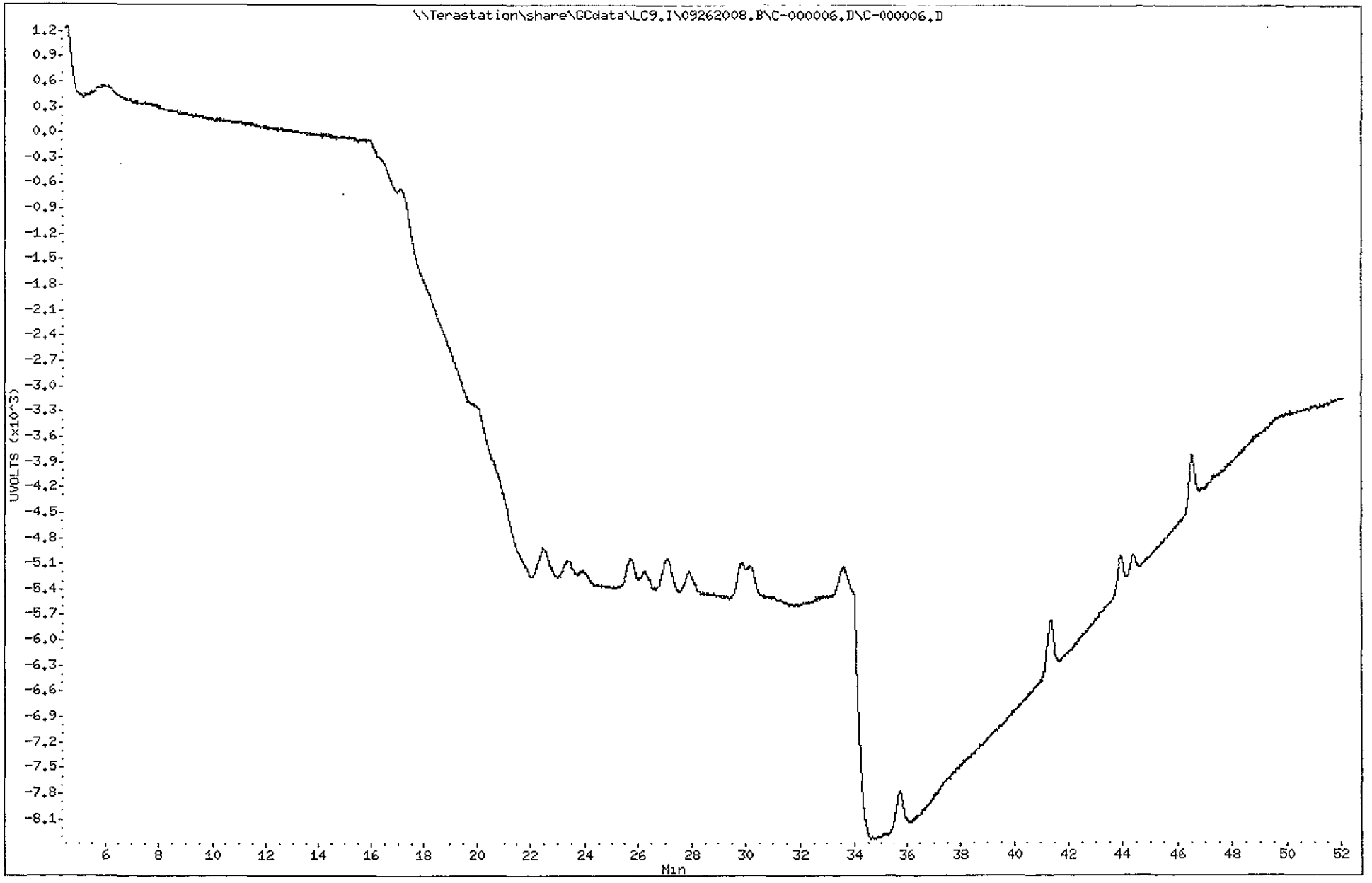

4012

North Canton

TestAmerica West Sacramento

C-000007.D

Chromatography Summary

Method 8330 Target Analyte Results

Injection Date: 9/26/2008 16 05 **Operator:** fhk
DataFile: LC9 I\09262008.B\C-000007.D **Vial Num:** 12
Instrument ID: LC9

Sample : **STD_2 08GCSV0253 10/20/10/10/10**

Method File: LC9.I\09262008.B\8330CNAB.M
Start Cal Date: 8/5/2008 14.49 **End Cal Date:** 8/5/2008 22.03

Dilution Factor	Extract Volume	Sample Volume	Sample Weight
1X	0 mL	0 mL	0 g

Matrix: NONE **SubList:** CAL.sub **SpikeList:**
Samp. Info: STD_2 08GCSV0253 10/20/10/10/10;1
Misc. Info: , 2; ; ; ; 3; CAL.sub, ; 0; 1, 0

	Signal 1 UV 250-265					Signal 2 UV 358-205				
Compound Name	RT	Response	Spike Level	Flag	Response Factor	RT	Response	Spike Level	Flag	Response Factor
3,4-Dinitrotoluene	31.91	431	10		43.1			10		0
HMX	35.79	465	10		46.5			10		0
RDX	26.27	451	10		45.1			10		0
Picric ACID			20		0			20		0
1,3,5-Trinitrobenzene	22.47	711	10		71.1			10		0
1,3-Dinitrobenzene	20.02	926	10		92.6			10		0
TETRYL	41.37	975	10		97.5			10		0
Nitrobenzene	17.22	417	10		41.7			10		0
2,4,6-Trinitrotoluene	33.63	740	10		74			10		0
4-AM-2,6-DNT	30.22	799	10		79.9			10		0
2-AM-4,6-DNT	29.89	869	10		86.9			10		0
2,6-Dinitrotoluene	27.94	546	10		54.6			10		0
2,4-Dinitrotoluene	27.09	839	10		83.9			10		0
2-Nitrotoluene	23.38	531	20		26.55			20		0
4-Nitrotoluene			20		0			20		0
3-Nitrotoluene	23.92	346	10		34.6			10		0
Nitroglycerin			10		0	39.34	514	10		51.4
PETN			10		0	49.52	1013	10		101.3
3,5-Dinitroaniline	25.73	735	10		73.5			10		0
EGDN			10		0			10		0

465/10 = 46.5
9/30/08

Notes: M = Manually Integrated
D = Operator Disabled Result
O = Over Calibration Range

Signals Differ by More Than 40%
Signals Differ by More Than 50%

Printed: 9/27/2008 10:47 AM

TestAmerica West Sacramento

Method 8330

Data file : \\Terastation\share\GCdata\LC9.I\09262008.B\C-000007.D
Lab Smp Id: STD_2 08GCSV0253 10
Inj Date : 26-SEP-2008 16:05
Operator : fhk Inst ID: LC9.i
Smp Info : STD_2 08GCSV0253 10/20/10/10/10;1
Misc Info : ; 2; ; ; ; 3; CAL.sub; ; 0; 1; 0
Comment : SOP SAC-LC-0009
Method : \\Terastation\share\GCdata\LC9.I\09262008.B\8330CNAB.m
Meth Date : 26-Sep-2008 17:02 tap Quant Type: AREA%
Cal Date : 05-AUG-2008 22:03 Cal File: C-000011.d
Als bottle: 12 Calibration Sample, Level: 2
Dil Factor: 1.00000
Integrator: HP Genie Compound Sublist: CAL.sub
Target Version: 4.14
Processing Host: SACP307WW

RT	AREA	HEIGHT	HT/AREA	% HEIGHT		COMPOUNDS
17.225	60563	417	0.007	4.07	10	Nitrobenzene
20.023	134673	926	0.007	9.05	7	1,3-Dinitrobenzene
22.467	109351	711	0.007	6.94	6	1,3,5-Trinitrobenze
23.385	72579	531	0.007	5.18	17	2-Nitrotoluene
23.916	47336	346	0.007	3.38	19	3-Nitrotoluene
25.734	91786	735	0.008	7.18	8	3,5-Dinitroaniline
26.265	53862	451	0.008	4.40	3	RDX
27.091	113524	839	0.007	8.19	16	2,4-Dinitrotoluene
27.939	81196	546	0.007	5.33	15	2,6-Dinitrotoluene
29.887	94143	869	0.009	8.49	14	2-AM-4,6-DNT
30.222	93010	799	0.009	7.80	13	4-AM-2,6-DNT
31.908	44208	431	0.010	4.21	$ 1	3,4-Dinitrotoluene
33.632	118763	740	0.006	7.23	12	2,4,6-Trinitrotolue
35.788	48594	465	0.010	4.54	2	HMX
39.545	3376	44	0.013	0.43		
41.370	81601	975	0.012	9.63	9	TETRYL
46.562	8266	80	0.010	0.78		
47.071	3278	33	0.010	0.32		
47.406	2819	43	0.015	0.42		
48.826	12754	68	0.005	0.66		
49.810	17478	81	0.005	0.79		
50.225	4571	50	0.011	0.48		
51.076	10583	52	0.005	0.50		
	1308314	10232		100.000		

Total unknown % height = 4.380

Data File: \\Terastation\share\GCdata\LC9,I\09262008,B\C-000007,D
Date : 26-SEP-2008 16:05
Client ID:
Sample Info: STD_2 08GCSV0253 10/20/10/10/10;1

Instrument: LC9,i
Operator: fhk
Column diameter: 4.60

Column phase: Agilent ZorbaxCyano

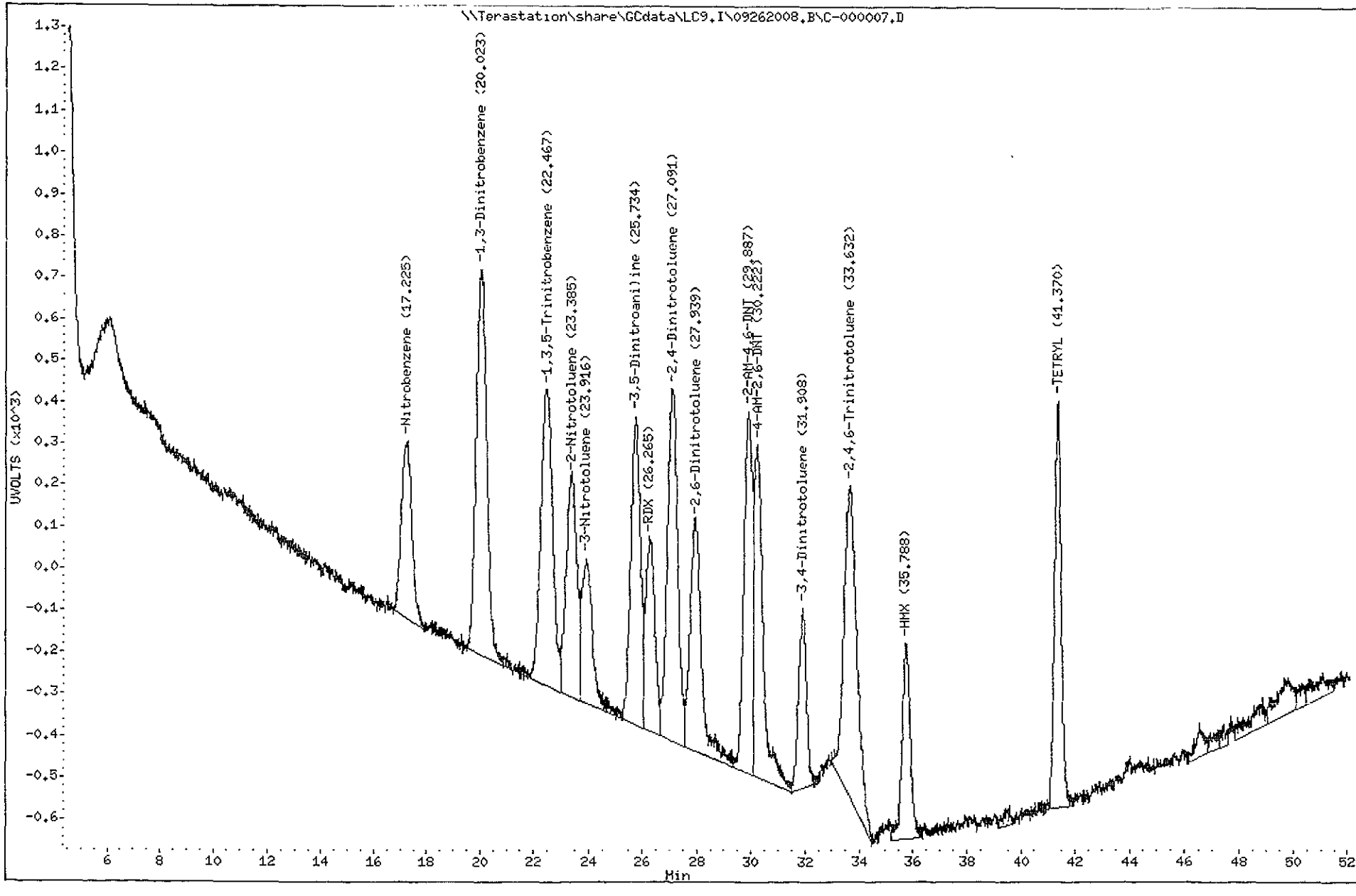

North Canton

TestAmerica West Sacramento

Method 8330

Data file : \\Terastation\share\GCdata\LC9.I\09262008.B\C-000007.D\C-000007.
Lab Smp Id: STD_2 08GCSV0253 10
Inj Date : 26-SEP-2008 16:05
Operator : fhk Inst ID: LC9.i
Smp Info : STD_2 08GCSV0253 10/20/10/10/10;1
Misc Info : ; 2; ; ; ; 3; CAL.sub; ; 0; 1; 0
Comment : SOP SAC-LC-0009
Method : \\Terastation\share\GCdata\LC9.I\09262008.B\8330CNAB.M\8330CN2.m
Meth Date : 26-Sep-2008 17:02 tap Quant Type: AREA%
Cal Date : 05-AUG-2008 22:03 Cal File: C-000011.d
Als bottle: 12 Calibration Sample, Level: 2
Dil Factor: 1.00000
Integrator: HP Genie Compound Sublist: CAL.sub
Target Version: 4.14
Processing Host: SACP307WW

RT	AREA	HEIGHT	HT/AREA	% HEIGHT	COMPOUNDS
17.163	103086	665	0.006	25.17	
19.950	63222	450	0.007	17.03	
39.343	50817	514	0.010	19.45	11 Nitroglycerin
49.525	67096	1013	0.015	38.35	20 PETN
	284221	2642		100.000	

Total unknown % height = 42.20

Data File: \\Terastation\share\GCdata\LC9.I\09262008.B\C-000007.D\C-000007.D
Date : 26-SEP-2008 16:05
Client ID:
Sample Info: STD_2 08GCSV0253 10/20/10/10/10;1

Column phase: Agilent ZorbaxCyano

Instrument: LC9.1
Operator: fhk
Column diameter: 4.60

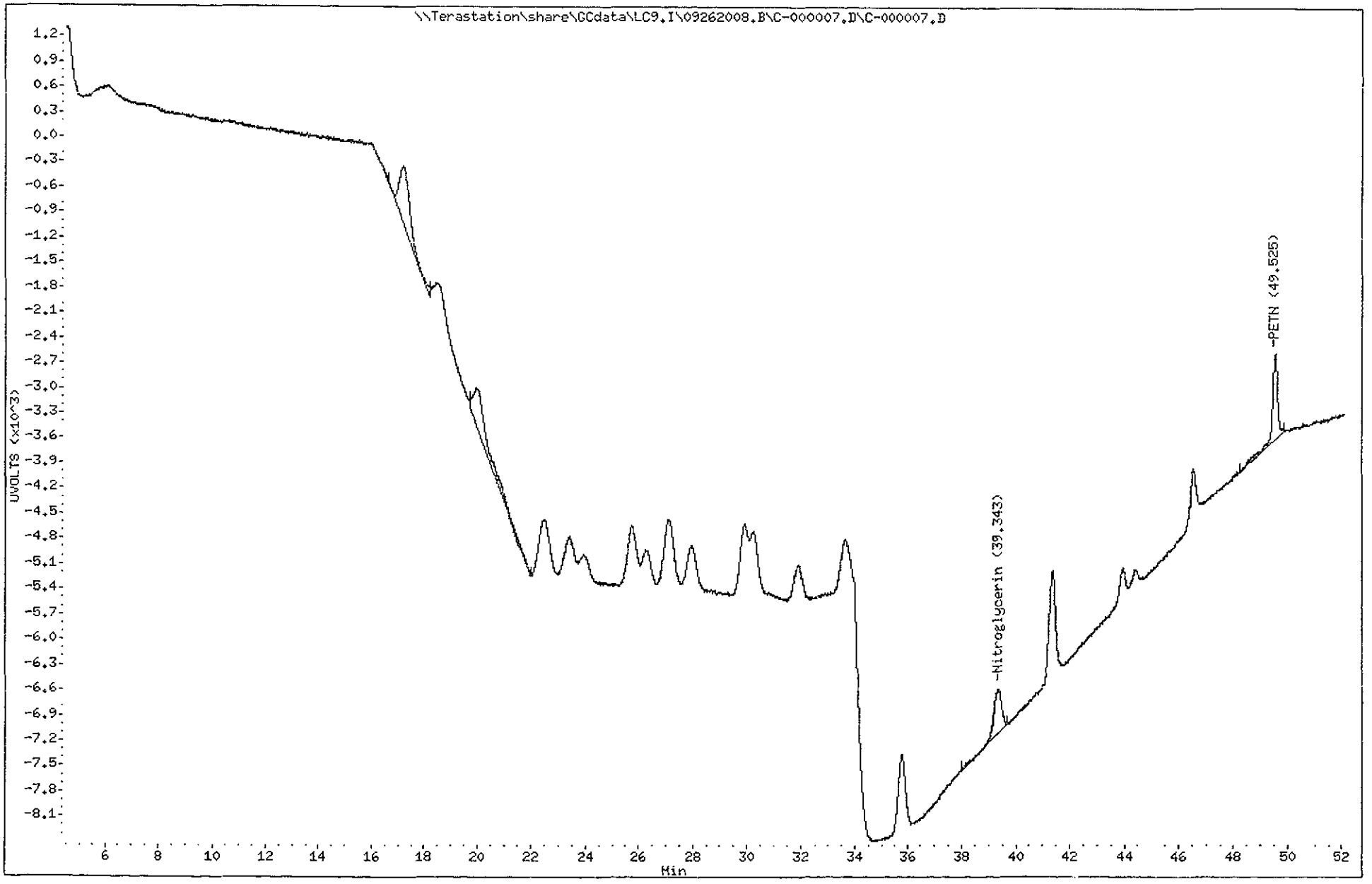

TestAmerica West Sacramento

C-000008.D

Chromatography Summary

Injection Date: 9/26/2008 17:07 Operator: fhk

DataFile: LC9.I\09262008 B\C-000008.D Vial Num: 13

Instrument ID: LC9

Method 8330 Target Analyte Results

Sample : **STD_3 08GCSV0254 20/50/20/20/20**

Method File: LC9 I\09262008 B\8330CNAB.M

Start Cal Date: 8/5/2008 14.49 End Cal Date: 8/5/2008 22:03

Dilution Factor	Extract Volume	Sample Volume	Sample Weight
1X	0 mL	0 mL	0 g

Matrix: NONE SubList: CAL sub SpikeList:

Samp. Info: STD_3 08GCSV0254 20/50/20/20/20;1

Misc. Info: ; 3, ; ; , 3; CAL sub, ; 0; 1, 0

	Signal 1 UV 250-265					Signal 2 UV 358-205				
Compound Name	RT	Response	Spike Level	Flag	Response Factor	RT	Response	Spike Level	Flag	Response Factor
3,4-Dinitrotoluene	31.89	879	20		43.95			20		0
HMX	35.79	893	20		44.65			20		0
RDX	26.26	912	20		45.6			20		0
Picric ACID			50		0			50		0
1,3,5-Trinitrobenzene	22.45	1413	20		70.65			20		0
1,3-Dinitrobenzene	20.02	1839	20		91.95			20		0
TETRYL	41.36	1884	20		94.2			20		0
Nitrobenzene	17.21	830	20		41.5			20		0
2,4,6-Trinitrotoluene	33.62	1317	20		65.85			20		0
4-AM-2,6-DNT	30.20	1472	20		73.6			20		0
2-AM-4,6-DNT	29.88	1659	20		82.95			20		0
2,6-Dinitrotoluene	27.92	1072	20		53.6			20		0
2,4-Dinitrotoluene	27.08	1656	20		82.8			20		0
2-Nitrotoluene	23.37	1026	40		25.65			40		0
4-Nitrotoluene			40		0			40		0
3-Nitrotoluene	23.91	654	20		32.7			20		0
Nitroglycerin			20		0	39.32	1178	20		58.9
PETN			20		0	49.53	2166	20		108.3
3,5-Dinitroaniline	25.72	1438	20		71.9			20		0
EGDN			20		0	18.51	915	20		45.75

Notes: M = Manually Integrated

D = Operator Disabled Result

O = Over Calibration Range

Signals Differ by More Than 40%

Signals Differ by More Than 50%

Printed: 9/27/2008 10:47 AM

TestAmerica West Sacramento

Method 8330

Data file : \\Terastation\share\GCdata\LC9.I\09262008.B\C-000008.D
Lab Smp Id: STD_3 08GCSV0254 20
Inj Date : 26-SEP-2008 17:07
Operator : fhk Inst ID: LC9.i
Smp Info : STD_3 08GCSV0254 20/50/20/20/20;1
Misc Info : ; 3; ; ; ; 3; CAL.sub; ; 0; 1; 0
Comment : SOP SAC-LC-0009
Method : \\Terastation\share\GCdata\LC9.I\09262008.B\8330CNAB.m
Meth Date : 26-Sep-2008 18:04 tap Quant Type: AREA%
Cal Date : 05-AUG-2008 22:03 Cal File: C-000011.d
Als bottle: 13 Calibration Sample, Level: 3
Dil Factor: 1.00000
Integrator: HP Genie Compound Sublist: CAL.sub
Target Version: 4.14
Processing Host: SACP307WW

RT	AREA	HEIGHT	HT/AREA	% HEIGHT		COMPOUNDS
17.212	121034	830	0.007	4.30		10 Nitrobenzene
20.025	261351	1839	0.007	9.54		7 1,3-Dinitrobenzene
22.447	213935	1413	0.007	7.33		6 1,3,5-Trinitrobenze
23.373	142671	1026	0.007	5.32		17 2-Nitrotoluene
23.907	84650	654	0.008	3.39		19 3-Nitrotoluene
25.715	180357	1438	0.008	7.46		8 3,5-Dinitroaniline
26.256	102255	912	0.009	4.73		3 RDX
27.079	216781	1656	0.008	8.59		16 2,4-Dinitrotoluene
27.923	144875	1072	0.007	5.56		15 2,6-Dinitrotoluene
29.878	178802	1659	0.009	8.61		14 2-AM-4,6-DNT
30.204	159142	1472	0.009	7.63		13 4-AM-2,6-DNT
31.886	92348	879	0.010	4.56	$	1 3,4-Dinitrotoluene
33.625	199107	1317	0.007	6.83		12 2,4,6-Trinitrotolue
35.790	100151	893	0.009	4.63		2 HMX
41.360	158287	1884	0.012	9.87		9 TETRYL
46.614	6852	61	0.009	0.31		
47.932	6620	35	0.005	0.18		
48.825	9733	50	0.005	0.25		
49.778	13449	99	0.007	0.51		
50.479	4256	40	0.009	0.20		
50.753	2513	39	0.016	0.20		
	2399168	19268		100.000		

Total unknown % height = 1.650

Data File: \\Terastation\share\GCdata\LC9.I\09262008.B\C-000008.D
Date : 26-SEP-2008 17:07
Client ID:
Sample Info: STD_3 08GCSV0254 20/50/20/20/20;1

Instrument: LC9.i
Operator: fhk
Column diameter: 4.60

Column phase: Agilent ZorbaxCyano

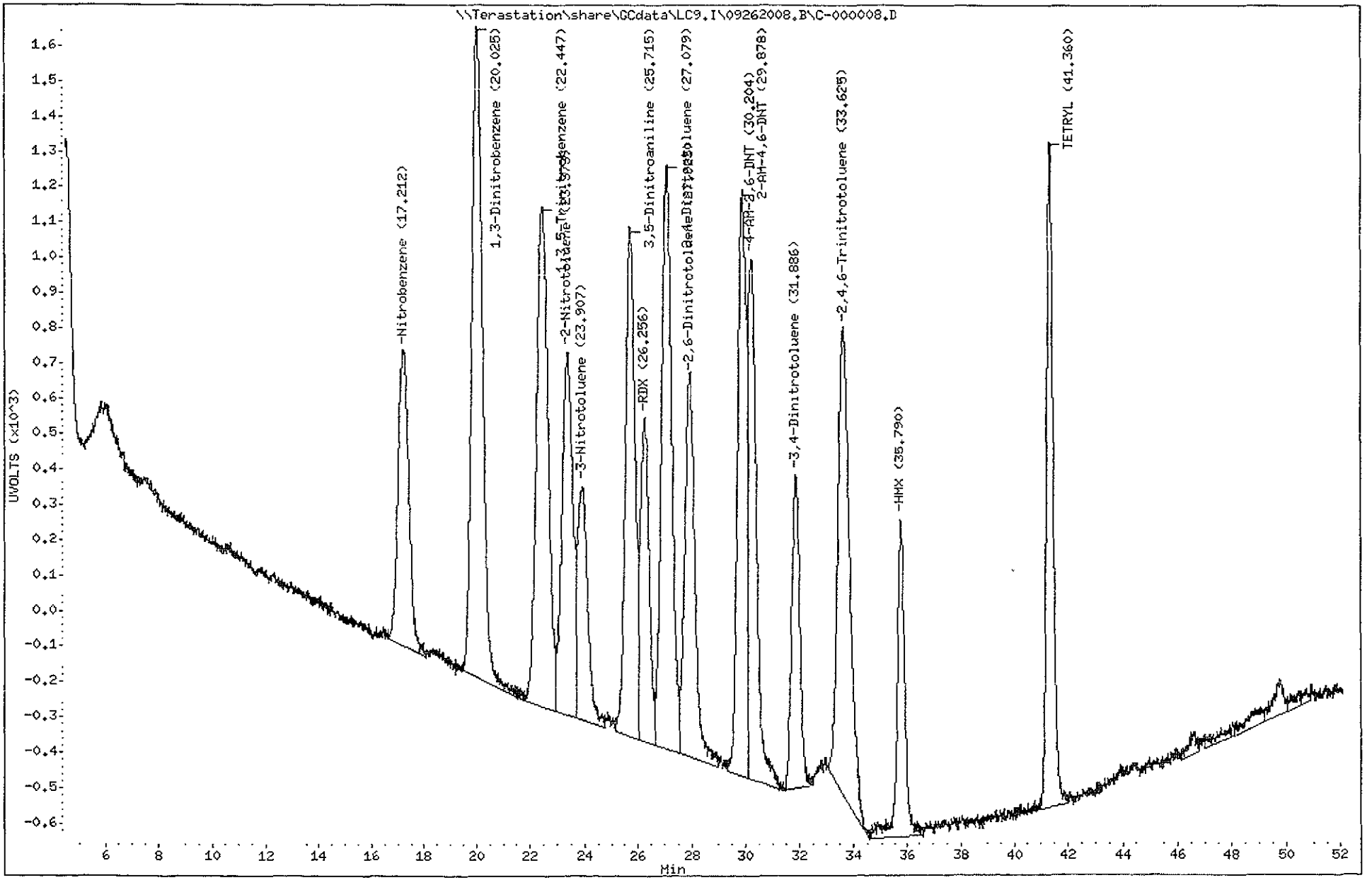

TestAmerica West Sacramento

Method 8330

Data file : \\Terastation\share\GCdata\LC9.I\09262008.B\C-000008.D\C-000008.
Lab Smp Id: STD_3 08GCSV0254 20
Inj Date : 26-SEP-2008 17:07
Operator : fhk Inst ID: LC9.i
Smp Info : STD_3 08GCSV0254 20/50/20/20/20;1
Misc Info : ; 3; ; ; ; 3; CAL.sub; ; 0; 1; 0
Comment : SOP SAC-LC-0009
Method : \\Terastation\share\GCdata\LC9.I\09262008.B\8330CNAB.M\8330CN2.m
Meth Date : 26-Sep-2008 18:05 tap Quant Type: AREA%
Cal Date : 05-AUG-2008 22:03 Cal File: C-000011.d
Als bottle: 13 Calibration Sample, Level: 3
Dil Factor: 1.00000
Integrator: HP Genie Compound Sublist: CAL.sub
Target Version: 4.14
Processing Host: SACP307WW

RT	AREA	HEIGHT	HT/AREA	% HEIGHT	COMPOUNDS
17.194	217902	1435	0.007	21.76	
18.511	149917	915	0.006	13.87	4 EGDN
19.995	121226	899	0.007	13.63	
39.322	112965	1178	0.010	17.86	11 Nitroglycerin
49.534	129433	2166	0.017	32.88	20 PETN
	731444	6593		100.000	

Total unknown % height = 35.39

Data File: \\Terastation\share\GCdata\LC9.I\09262008.B\C-000008.D\C-000008.D
Date : 26-SEP-2008 17:07
Client ID:
Sample Info: STD_3 08GCSV0254 20/50/20/20/20;1

Instrument: LC9.i
Operator: fhk
Column diameter: 4.00

Column phase: Agilent ZorbaxCyano

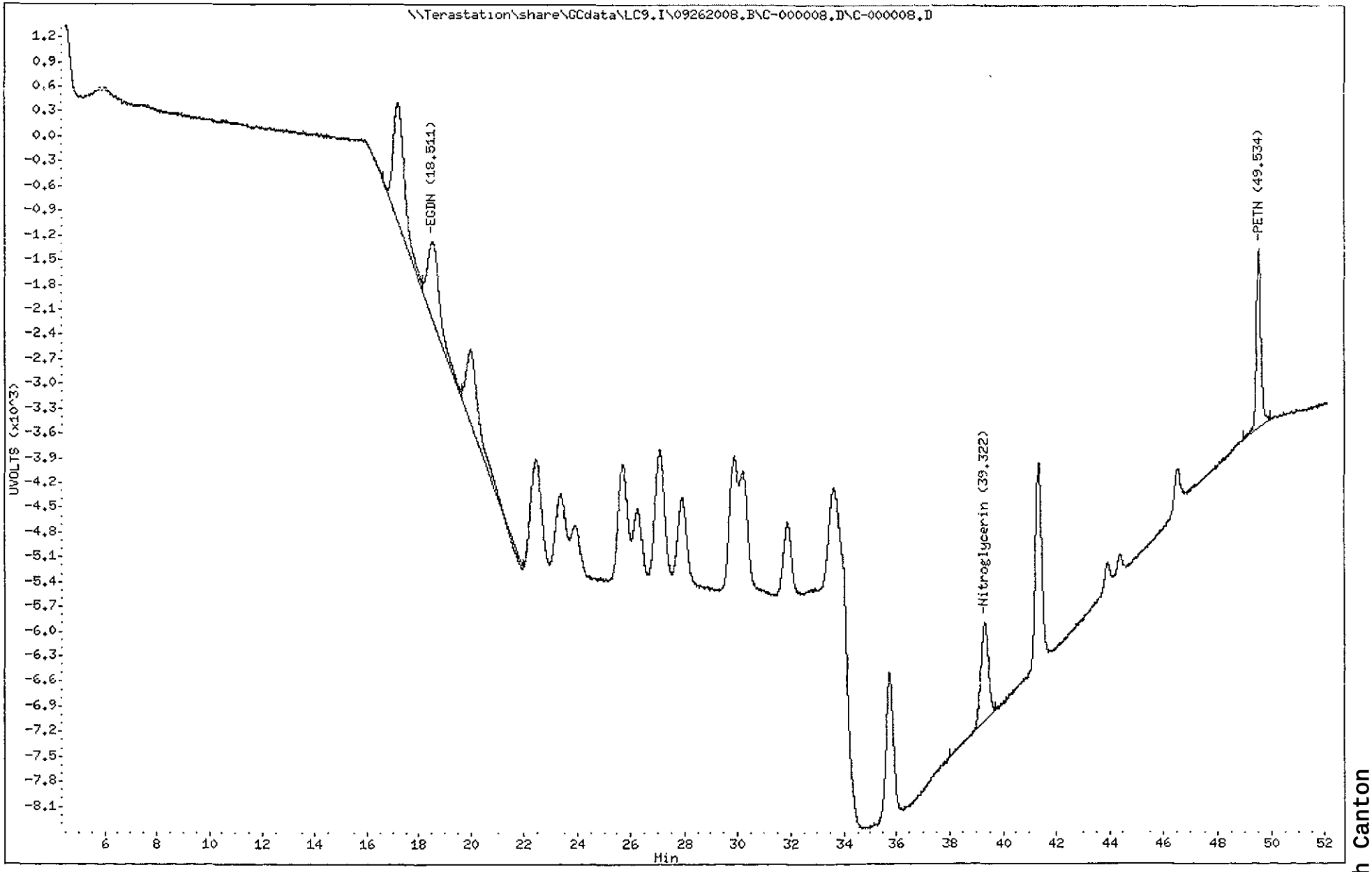

4022
North Canton

TestAmerica West Sacramento

C-000009.D

Chromatography Summary

Method 8330 Target Analyte Results

Injection Date: 9/26/2008 18.09 **Operator:** fnk

DataFile: LC9 I\09262008 B\C-000009.D **Vial Num:** 14

Instrument ID: LC9

Sample : **STD_4 08GCSV0255 50/100/50/50/50**

Method File: LC9 I\09262008.B\8330CNAB M

Start Cal Date: 8/5/2008 14:49 **End Cal Date:** 8/5/2008 22:03

Dilution Factor	Extract Volume	Sample Volume	Sample Weight
1X	0 mL	0 mL	0 g

Matrix: NONE **SubList:** CAL sub **SpikeList:**

Samp. Info: STD_4 08GCSV0255 50/100/50/50/50;1

Misc. Info: , 4, , ; ; 3; CAL sub, ; 0; 1, 0

	Signal 1 UV 250-265					Signal 2 UV 358-205				
Compound Name	RT	Response	Spike Level	Flag	Response Factor	RT	Response	Spike Level	Flag	Response Factor
3,4-Dinitrotoluene	31.86	2140	50		42.8			50		0
HMX	35.75	2166	50		43.32			50		0
RDX	26.24	2228	50		44.56			50		0
Picric ACID			100		0			100		0
1,2,5-Trinitrobenzene	22.46	3514	50		70.28			50		0
1,3-Dinitrobenzene	20.03	4520	50		90.4			50		0
TETRYL	41.33	4703	50		94.06			50		0
Nitrobenzene	17.21	2056	50		41.12			50		0
2,4,6-Trinitrotoluene	33.59	3205	50		64.1			50		0
4-AM-2,6-DNT	30.17	3676	50		73.52			50		0
2-AM-4,6-DNT	29.85	4102	50		82.04			50		0
2,6-Dinitrotoluene	27.90	2621	50		52.42			50		0
2,4-Dinitrotoluene	27.06	4083	50		81.66			50		0
2-Nitrotoluene	23.37	2538	100		25.38			100		0
4-Nitrotoluene			100		0			100		0
3-Nitrotoluene	23.90	1607	50		32.14			50		0
Nitroglycerin			50		0	39.29	3103	50		62.06
PETN			50		0	49.51	5511	50		110.22
3,5-Dinitroaniline	25.71	3601	50		72.02			50		0
EGDN			50		0	18.53	2242	50		44.84

Notes: M = Manually Integrated — Signals Differ by More Than 40%

D = Operator Disabled Result — Signals Differ by More Than 50%

O = Over Calibration Range

Printed: 9/27/2008 10:48 AM

TestAmerica West Sacramento

Method 8330

Data file : \\Terastation\share\GCdata\LC9.I\09262008.B\C-000009.D
Lab Smp Id: STD_4 08GCSV0255 50
Inj Date : 26-SEP-2008 18:09
Operator : fhk Inst ID: LC9.i
Smp Info : STD_4 08GCSV0255 50/100/50/50/50;1
Misc Info : ; 4; ; ; ; 3; CAL.sub; ; 0; 1; 0
Comment : SOP SAC-LC-0009
Method : \\Terastation\share\GCdata\LC9.I\09262008.B\8330CNAB.m
Meth Date : 26-Sep-2008 19:07 tap Quant Type: AREA%
Cal Date : 05-AUG-2008 22:03 Cal File: C-000011.d
Als bottle: 14 Calibration Sample, Level: 4
Dil Factor: 1.00000
Integrator: HP Genie Compound Sublist: CAL.sub
Target Version: 4.14
Processing Host: SACP307WW

RT	AREA	HEIGHT	HT/AREA	% HEIGHT		COMPOUNDS
17.207	297926	2056	0.007	4.36		10 Nitrobenzene
20.028	639299	4520	0.007	9.59		7 1,3-Dinitrobenzene
22.463	527966	3514	0.007	7.46		6 1,3,5-Trinitrobenze
23.370	344784	2538	0.007	5.38		17 2-Nitrotoluene
23.902	209565	1607	0.008	3.41		19 3-Nitrotoluene
25.705	437305	3601	0.008	7.64		8 3,5-Dinitroaniline
26.237	255177	2228	0.009	4.73		3 RDX
27.065	527782	4083	0.008	8.66		16 2,4-Dinitrotoluene
27.899	337600	2621	0.008	5.56		15 2,6-Dinitrotoluene
29.848	434301	4102	0.009	8.70		14 2-AM-4,6-DNT
30.168	374764	3676	0.010	7.80		13 4-AM-2,6-DNT
31.862	228525	2140	0.009	4.54	$	1 3,4-Dinitrotoluene
33.594	458162	3205	0.007	6.80		12 2,4,6-Trinitrotolue
35.749	214672	2166	0.010	4.59		2 HMX
41.332	388974	4703	0.012	10.08		9 TETRYL
46.537	4139	61	0.015	0.12		
48.819	12744	49	0.004	0.10		
49.715	22419	227	0.010	0.48		
	5716103	47097		100.000		

Total unknown % height = 0.7000

Data File: \\Terastation\share\GCdata\LC9.I\09262008.B\C-000009.D
Date : 26-SEP-2008 18:09
Client ID:
Sample Info: STD_4 08GCSV0255 50/100/50/50/50;1

Instrument: LC9.i
Operator: fhk
Column phase: Agilent ZorbaxCyano
Column diameter: 4.60

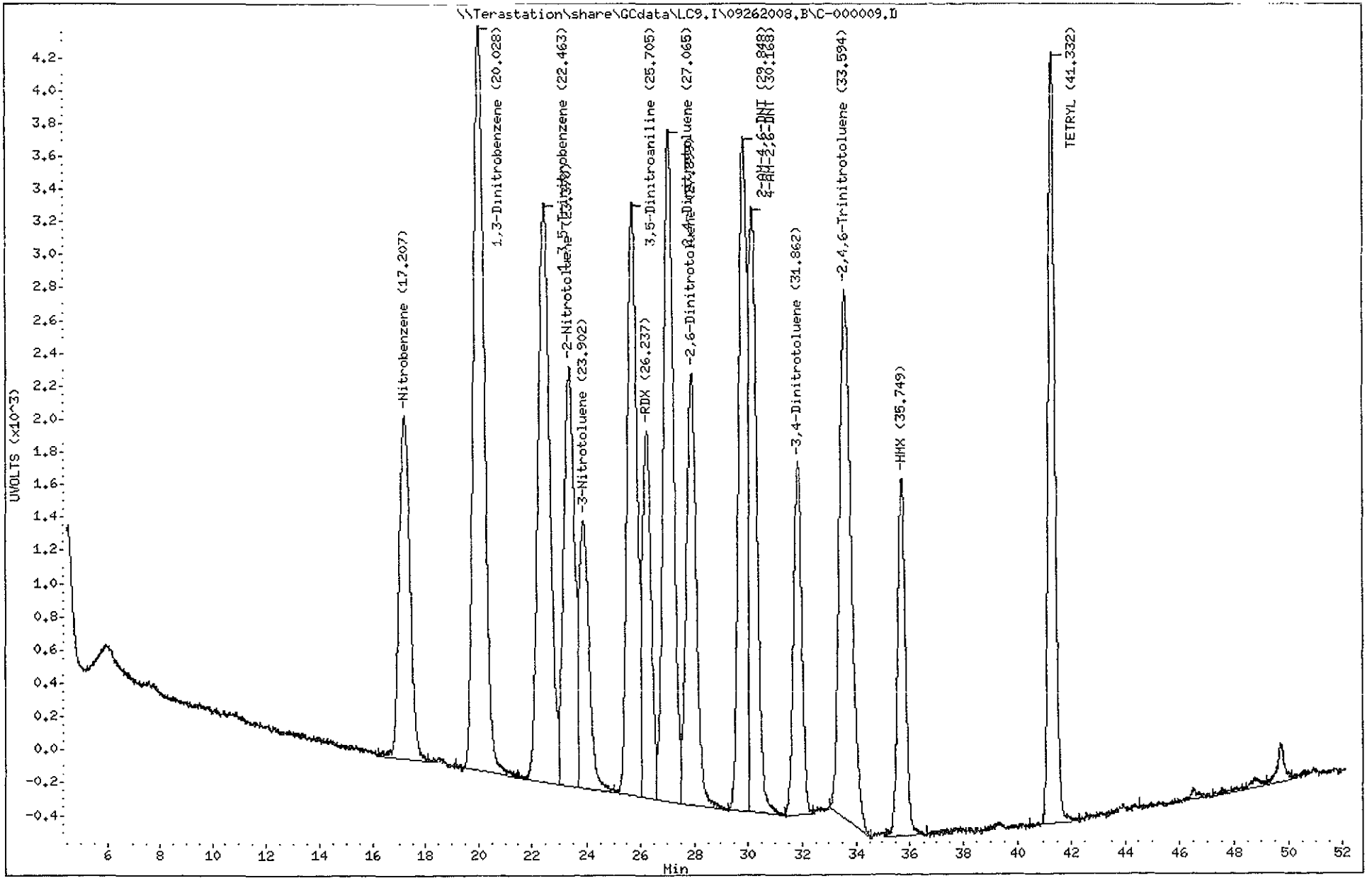

North Canton

TestAmerica West Sacramento

Method 8330

Data file : \\Terastation\share\GCdata\LC9.I\09262008.B\C-000009.D\C-000009.
Lab Smp Id: STD_4 08GCSV0255 50
Inj Date : 26-SEP-2008 18:09
Operator : fhk Inst ID: LC9.i
Smp Info : STD_4 08GCSV0255 50/100/50/50/50;1
Misc Info : ; 4; ; ; ; 3; CAL.sub; ; 0; 1; 0
Comment : SOP SAC-LC-0009
Method : \\Terastation\share\GCdata\LC9.I\09262008.B\8330CNAB.M\8330CN2.m
Meth Date : 26-Sep-2008 19:07 tap Quant Type: AREA%
Cal Date : 05-AUG-2008 22:03 Cal File: C-00000[illegible]1.d
Als bottle: 14 Calibration Sample, Level: 4
Dil Factor: 1.00000
Integrator: HP Genie Compound Sublist: CAL.sub
Target Version: 4.14
Processing Host: SACP307WW

RT	AREA	HEIGHT	HT/AREA	% HEIGHT	COMPOUNDS
17.201	506285	3515	0.007	21.27	
18.528	333961	2242	0.007	13.57	4 EGDN
20.011	308110	2148	0.007	13.00	
39.293	286219	3103	0.011	18.78	11 Nitroglycerin
49.512	335520	5511	0.016	33.38	20 PETN
	1770094	16519		100.000	

Total unknown % height = 34.27

Data File: \\Terastation\share\GCdata\LC9.I\09262008.B\C-000009.D\C-000009.D
Date : 26-SEP-2008 18:09
Client ID:
Sample Info: STD_4 08GCSV0255 50/100/50/50/50;1

Instrument: LC9.i
Operator: fhk
Column diameter: 4.60

Column phase: Agilent ZorbaxCyano

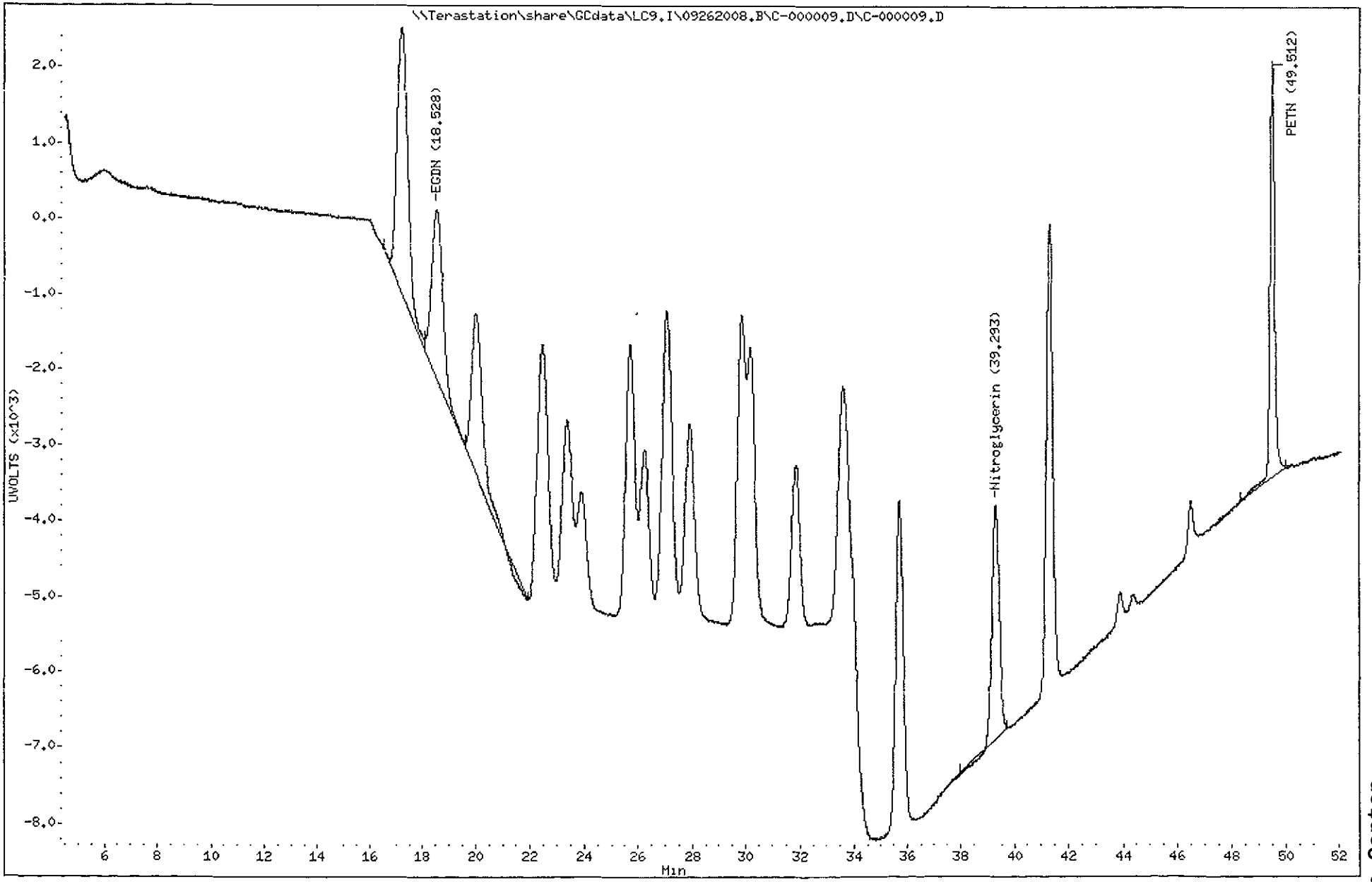

4027
North Canton

TestAmerica West Sacramento

C-000010.D

Chromatography Summary

Injection Date: 9/26/2008 19:11 **Operator:** fhk

DataFile: LC9.I\09262008.B\C-000010.D **Vial Num:** 15

Instrument ID: LC9

Method 8330 Target Analyte Results

Sample : **STD_5 08GCSV0258 100/200/100/100/100**

Method File: LC9 I\09262008.B\8330CNAB.M

Start Cal Date: 8/5/2008 14:49 **End Cal Date:** 8/5/2008 22:03

Dilution Factor	Extract Volume	Sample Volume	Sample Weight
1X	0 mL	0 mL	0 g

Matrix: NONE **SubList:** CAL.sub **SpikeList:**

Samp. Info: STD_5 08GCSV0258 100/200/100/100/100,1

Misc. Info: : 5, , , : 3; CAL sub, , 0, 1, 0

	Signal 1 UV 250-265					Signal 2 UV 358-205				
Compound Name	RT	Response	Spike Level	Flag	Response Factor	RT	Response	Spike Level	Flag	Response Factor
3,4-Dinitrotoluene	31.88	4292	100		42.92			100		0
HMX	35.77	4273	100		42.73			100		0
RDX	26.26	4358	100		43.58			100		0
Picric ACID			200		0			200		0
1,3,5-Trinitrobenzene	22.47	6851	100		68.51			100		0
1,3-Dinitrobenzene	20.03	8946	100		89.46			100		0
TETRYL	41.36	9270	100		92.7			100		0
Nitrobenzene	17.21	4097	100		40.97			100		0
2,4,6-Trinitrotoluene	33.61	6290	100		62.9			100		0
4-AM-2,6-DNT	30.19	7306	100		73.06			100		0
2-AM-4,6-DNT	29.87	8218	100		82.18			100		0
2,6-Dinitrotoluene	27.93	5194	100		51.94			100		0
2,4-Dinitrotoluene	27.09	8102	100		81.02			100		0
2-Nitrotoluene	23.38	5023	200		25.115			200		0
4-Nitrotoluene			200		0			200		0
3-Nitrotoluene	23.91	3166	100		31.66			100		0
Nitroglycerin			100		0	39.31	6090	100		60.9
PETN			100		0	49.52	10671	100		106.71
3,5-Dinitroaniline	25.73	7032	100		70.32			100		0
EGDN			100		0	18.54	4555	100		45.55

4273 / 100 = 42.73 ✓ 9/30/08

Notes: M = Manually Integrated — Signals Differ by More Than 40%

D = Operator Disabled Result — Signals Differ by More Than 50%

O = Over Calibration Range

Printed: 9/27/2008 10:49 AM

TestAmerica West Sacramento

Method 8330

Data file : \\Terastation\share\GCdata\LC9.I\09262008.B\C-000010.D
Lab Smp Id: STD_5 08GCSV0258 10
Inj Date : 26-SEP-2008 19:11
Operator : fhk Inst ID: LC9.i
Smp Info : STD_5 08GCSV0258 100/200/100/100/100;1
Misc Info : ; 5; ; ; ; 3; CAL.sub; ; 0; 1; 0
Comment : SOP SAC-LC-0009
Method : \\Terastation\share\GCdata\LC9.I\09262008.B\8330CNAB.m
Meth Date : 26-Sep-2008 20:09 tap Quant Type: AREA%
Cal Date : 05-AUG-2008 22:03 Cal File: C-000011.d
Als bottle: 15 Calibration Sample, Level: 5
Dil Factor: 1.00000
Integrator: HP Genie Compound Sublist: CAL.sub
Target Version: 4.14
Processing Host: SACP307WW

RT	AREA	HEIGHT	HT/AREA	% HEIGHT		COMPOUNDS
17.212	589446	4097	0.007	4.39		10 Nitrobenzene
20.031	1275188	8946	0.007	9.59		7 1,3-Dinitrobenzene
22.465	1030803	6851	0.007	7.34		6 1,3,5-Trinitrobenze
23.378	695371	5023	0.007	5.38		17 2-Nitrotoluene
23.911	409000	3166	0.008	3.39		19 3-Nitrotoluene
25.728	864864	7032	0.008	7.54		8 3,5-Dinitroaniline
26.260	505200	4358	0.009	4.67		3 RDX
27.089	1053016	8102	0.008	8.69		16 2,4-Dinitrotoluene
27.927	668360	5194	0.008	5.57		15 2,6-Dinitrotoluene
29.873	859773	8218	0.010	8.81		14 2-AM-4,6-DNT
30.188	732919	7306	0.010	7.83		13 4-AM-2,6-DNT
31.883	465232	4292	0.009	4.60	$	1 3,4-Dinitrotoluene
33.612	880165	6290	0.007	6.74		12 2,4,6-Trinitrotolue
35.768	421068	4273	0.010	4.58		2 HMX
39.278	8076	58	0.007	0.06		
41.356	768489	9270	0.012	10.05		9 TETRYL
46.586	7830	53	0.007	0.05		
47.706	2659	27	0.010	0.02		
48.833	5974	57	0.010	0.06		
49.718	47404	499	0.011	0.53		
50.619	4499	62	0.014	0.06		
51.000	5407	49	0.009	0.05		
	11300744	93223		100.000		

Total unknown % height = 0.8300

Data File: \\Terastation\share\GCdata\LC9.I\09262008.B\C-000010.D
Date : 26-SEP-2008 19:11
Client ID:
Sample Info: STD_5 08GCSV0258 100/200/100/100/100;1

Column phase: Agilent ZorbaxCyano

Instrument: LC9.i

Operator: fhk
Column diameter: 4.60

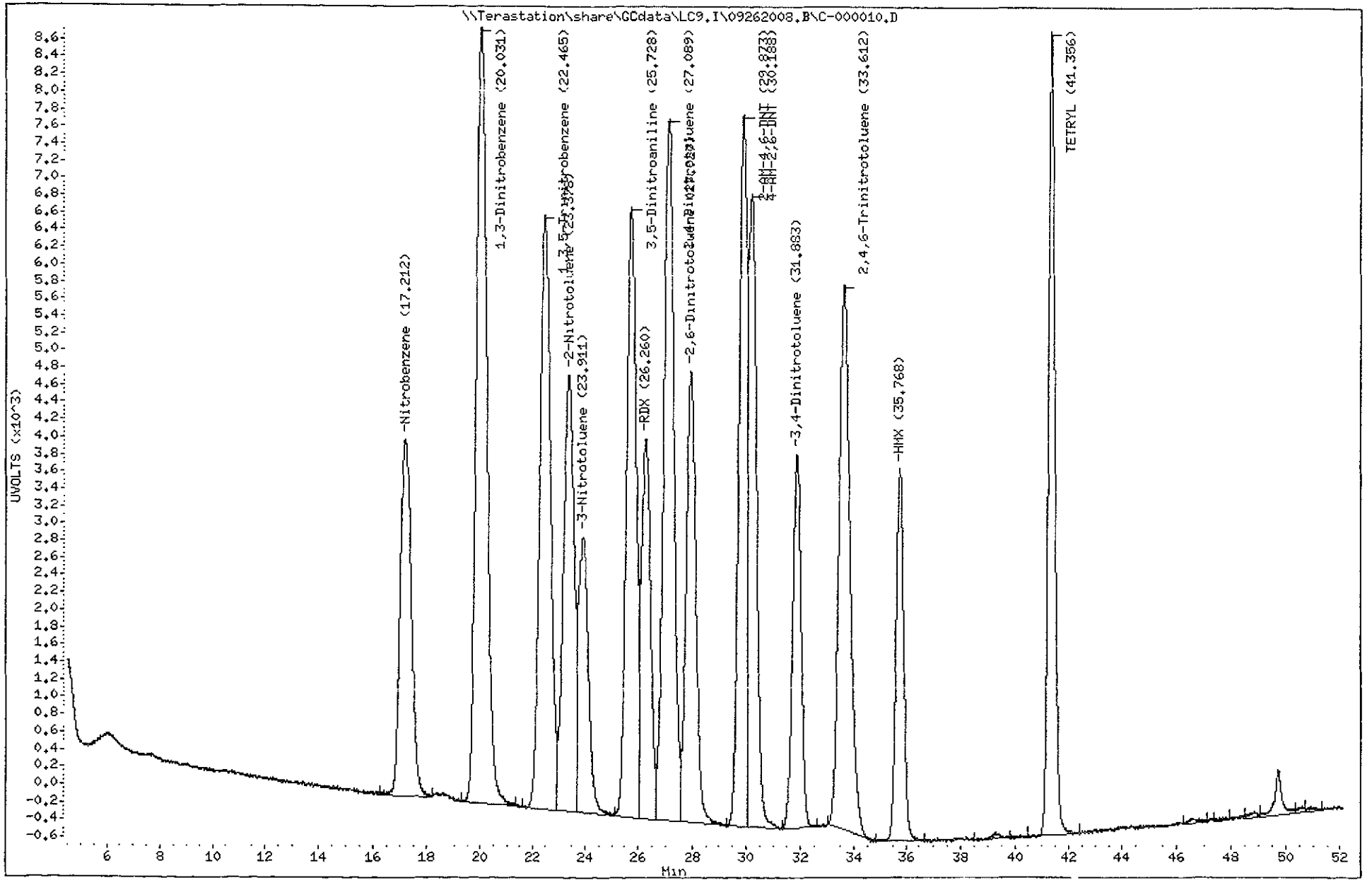

North Canton

TestAmerica West Sacramento

Method 8330

Data file : \\Terastation\share\GCdata\LC9.I\09262008.B\C-000010.D\C-000010.
Lab Smp Id: STD_5 08GCSV0258 10
Inj Date : 26-SEP-2008 19:11
Operator : fhk Inst ID: LC9.i
Smp Info : STD_5 08GCSV0258 100/200/100/100/100;1
Misc Info : ; 5; ; ; ; 3; CAL.sub; ; 0; 1; 0
Comment : SOP SAC-LC-0009
Method : \\Terastation\share\GCdata\LC9.I\09262008.B\8330CNAB.M\8330CN2.m
Meth Date : 26-Sep-2008 20:09 tap Quant Type: AREA%
Cal Date : 05-AUG-2008 22:03 Cal File: C-000011.d
Als bottle: 15 Calibration Sample, Level: 5
Dil Factor: 1.00000
Integrator: HP Genie Compound Sublist: CAL.sub
Target Version: 4.14
Processing Host: SACP307WW

RT	AREA	HEIGHT	HT/AREA	% HEIGHT	COMPOUNDS
17.207	1010527	7051	0.007	21.63	
18.541	664028	4555	0.007	13.97	4 EGDN
20.023	580780	4225	0.007	12.96	
39.310	581519	6090	0.010	18.68	11 Nitroglycerin
49.525	635917	10671	0.017	32.76	20 PETN
	3472769	32592		100.000	

Total unknown % height = 34.59

Data File: \\Terastation\share\GCdata\LC9.I\09262008.B\C-000010.D\C-000010.D
Date : 26-SEP-2008 19:11
Client ID:
Sample Info: STD_5 08GCSV0258 100/200/100/100/100;1

Instrument: LC9.1
Operator: fhk
Column diameter: 4.60

Column phase: Agilent ZorbaxCyano

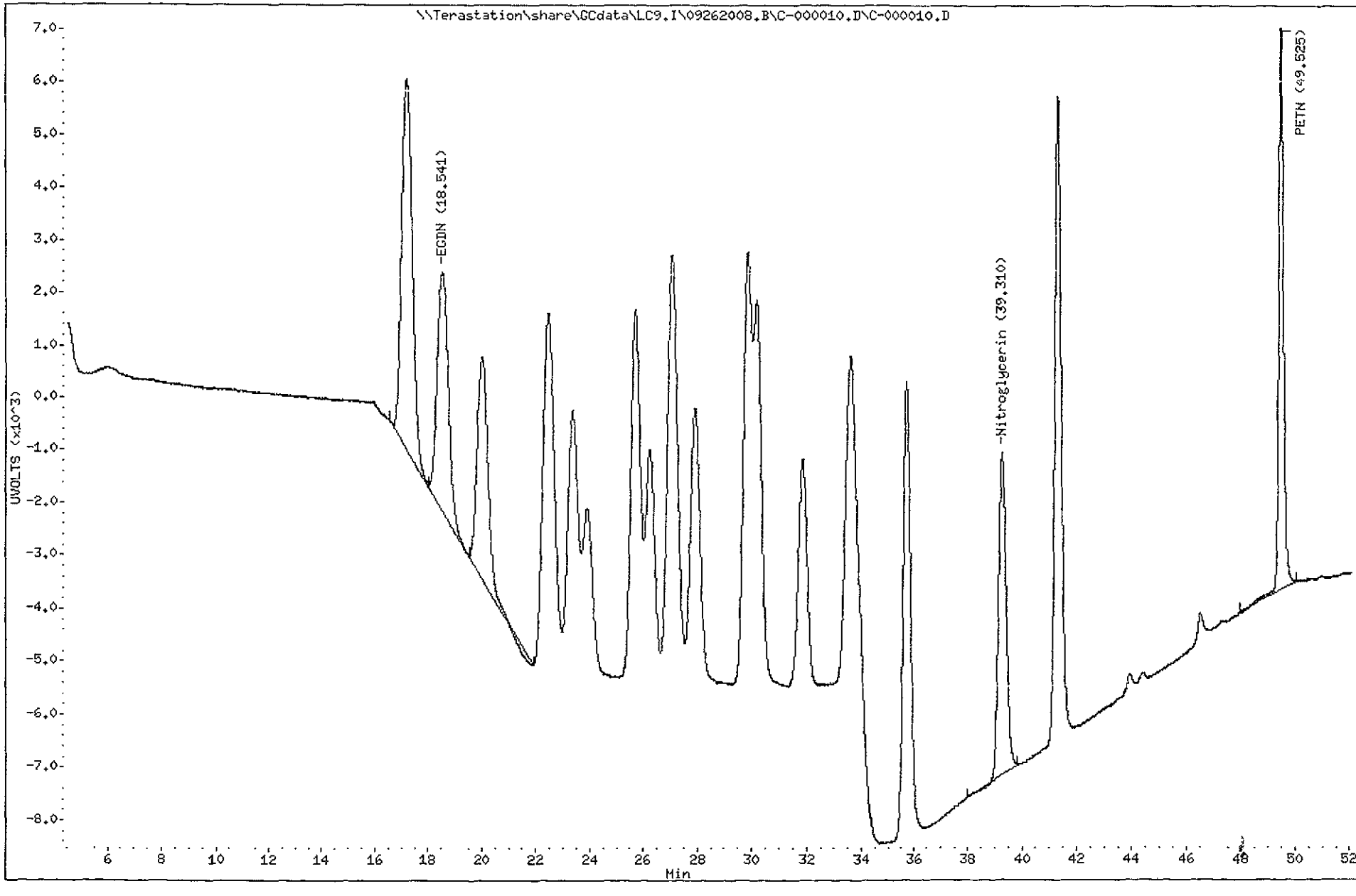

4032
North Canton

Data File: \\Terastation\share\GCdata\LC9.I\09272008.B\C-000003.D
Date : 27-SEP-2008 13:24
Client ID:
Sample Info: STD_6 08GCSV0259 200/500/200/200/200;2

Instrument: LC9.i
Operator: fhk
Column phase: Agilent ZorbaxCyano
Column diameter: 4.60

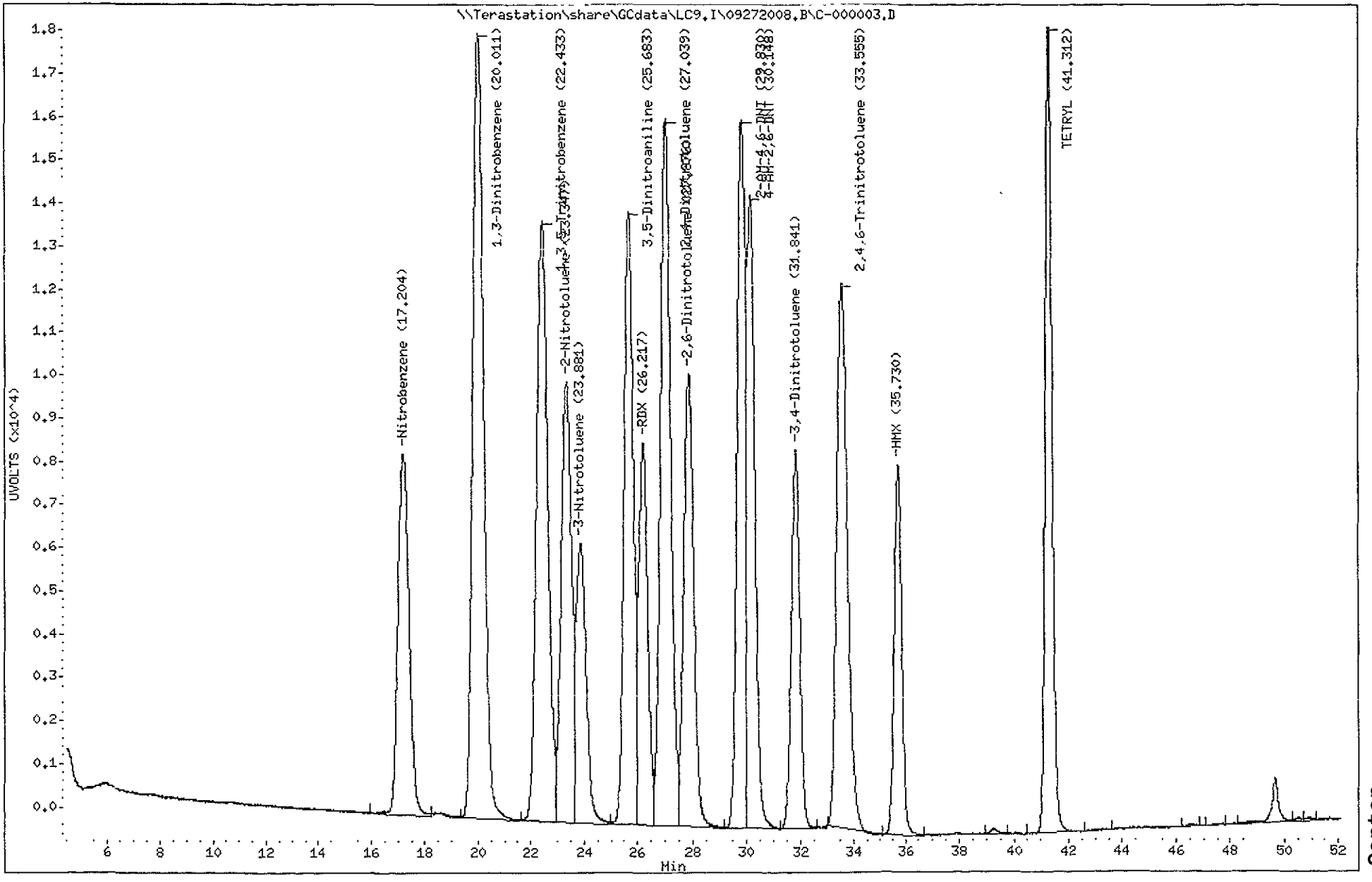

North Canton

TestAmerica West Sacramento

Method 8330

Data file : \\Terastation\share\GCdata\LC9.I\09272008.B\C-000003.D\C-000003.
Lab Smp Id: STD_6 08GCSV0259 20
Inj Date : 27-SEP-2008 13:24
Operator : fhk Inst ID: LC9.i
Smp Info : STD_6 08GCSV0259 200/500/200/200/200;2
Misc Info : ; 6; ; ; ; 3; CAL.sub; ; 0; 1; 0
Comment : SOP SAC-LC-0009
Method : \\Terastation\share\GCdata\LC9.I\09272008.B\8330CNAB.M\8330CN2.m
Meth Date : 27-Sep-2008 14:21 tap Quant Type: AREA%
Cal Date : 26-SEP-2008 22:18 Cal File: C-000013.d
Als bottle: 21 Continuing Calibration Sample
Dil Factor: 1.00000
Integrator: HP Genie Compound Sublist: CAL.sub
Target Version: 4.14
Processing Host: SACP307WW

RT	AREA	HEIGHT	HT/AREA	% HEIGHT	COMPOUNDS
17.201	2050172	14361	0.007	21.76	
18.525	1307256	8985	0.007	13.61	4 EGDN
20.007	1256798	8743	0.007	13.25	
39.262	1187247	12277	0.010	18.60	11 Nitroglycerin
49.482	1276946	21618	0.017	32.78	20 PETN
	7078420	65984		100.000	

Total unknown % height = 35.01

Data File: \\Terastation\share\GCdata\LC9.I\09272008.B\C-000003.D\C-000003.D
Date : 27-SEP-2008 13:24
Client ID:
Sample Info: STD_6 08GCSV0259 200/500/200/200/200;2

Column phase: Agilent ZorbaxCyano

Instrument: LC9.i

Operator: fhk
Column diameter: 4.60

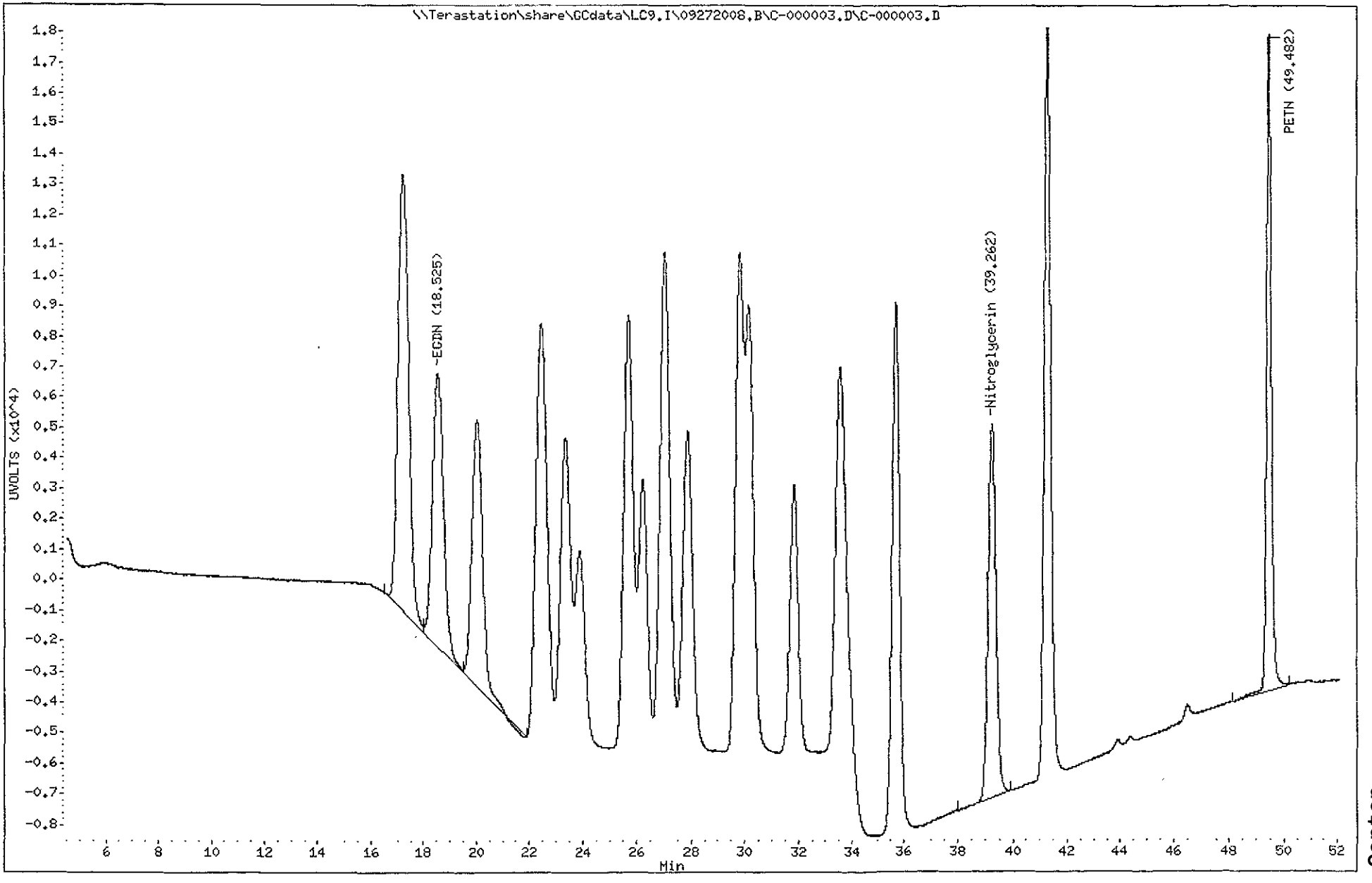

4035
North Canton

TestAmerica West Sacramento

C-000012.D

Chromatography Summary

Method 8330 Target Analyte Results

Injection Date: 9/26/2008 21 16 **Operator:** fhk

DataFile: LC9.I\09262008.B\C-000012 D **Vial Num:** 17

Instrument ID: LC9

Sample : **STD_7 08GCSV0260 500/1000/500/500/300**

Method File: LC9.I\09262008 B\8330CNAB M

Start Cal Date: 8/5/2008 14:49 **End Cal Date:** 8/5/2008 22 03

Dilution Factor	Extract Volume	Sample Volume	Sample Weight
1X	0 mL	0 mL	0 g

Matrix: NONE **SubList:** CAL sub **SpikeList:**

Samp. Info: STD_7 08GCSV0260 500/1000/500/500/300;1

Misc. Info: , 7, ; ; , 3, CAL sub; ; 0; 1; 0

	Signal 1 UV 250-265					Signal 2 UV 358-205				
Compound Name	RT	Response	Spike Level	Flag	Response Factor	RT	Response	Spike Level	Flag	Response Factor
3,4-Dinitrotoluene	31.92	13758	300		45.86			300		0
HMX	35.80	21562	500		43.124			500		0
RDX	26.28	22123	500		44.246			500		0
Picric ACID			1000		0			1000		0
1,3,5-Trinitrobenzene	22.46	34903	500		69.806			500		0
1,3-Dinitrobenzene	20.04	46025	500		92.05			500		0
TETRYL	41.37	46961	500		93.922			500		0
Nitrobenzene	17.22	21193	500		42.386			500		0
2,4,6-Trinitrotoluene	33.62	30703	500		61.406			500		0
4-AM-2,6-DNT	30.23	36198	500		72.396			500		0
2-AM-4,6-DNT	29.90	41343	500		82.686			500		0
2,6-Dinitrotoluene	27.96	26301	500		52.602			500		0
2,4-Dinitrotoluene	27.11	41075	500		82.15			500		0
2-Nitrotoluene	23.40	25629	1000		25.629			1000		0
4-Nitrotoluene			1000		0			1000		0
3-Nitrotoluene	23.93	16247	500		32.494			500		0
Nitroglycerin			500		0	39.33	31241	500		62.482
PETN			500		0	49.52	53873	500		107.746
3,5-Dinitroaniline	25.75	35863	500		71.726			500		0
EGDN			500		0	18.55	22760	500		45.52

Notes: M = Manually Integrated — Signals Differ by More Than 40%

D = Operator Disabled Result — Signals Differ by More Than 50%

O = Over Calibration Range

Printed: 9/27/2008 10:50 AM

TestAmerica West Sacramento

Method 8330

Data file : \\Terastation\share\GCdata\LC9.I\09262008.B\C-000012.D
Lab Smp Id: STD_7 08GCSV0260 50
Inj Date : 26-SEP-2008 21:16
Operator : fhk Inst ID: LC9.i
Smp Info : STD_7 08GCSV0260 500/1000/500/500/300;1
Misc Info : ; 7; ; ; ; 3; CAL.sub; ; 0; 1; 0
Comment : SOP SAC-LC-0009
Method : \\Terastation\share\GCdata\LC9.I\09262008.B\8330CNAB.m
Meth Date : 26-Sep-2008 22:13 tap Quant Type: AREA%
Cal Date : 05-AUG-2008 22:03 Cal File: C-000011.d
Als bottle: 17 Calibration Sample, Level: 7
Dil Factor: 1.00000
Integrator: HP Genie Compound Sublist: CAL.sub
Target Version: 4.14
Processing Host: SACP307WW

RT	AREA	HEIGHT	HT/AREA	% HEIGHT		COMPOUNDS
17.221	2988673	21193	0.007	4.57		10 Nitrobenzene
18.535	32258	205	0.006	0.04		
20.037	6424891	46025	0.007	9.92		7 1,3-Dinitrobenzene
22.465	5191736	34903	0.007	7.52		6 1,3,5-Trinitrobenze
23.396	3480818	25629	0.007	5.52		17 2-Nitrotoluene
23.932	2068548	16247	0.008	3.50		19 3-Nitrotoluene
25.747	4333310	35863	0.008	7.73		8 3,5-Dinitroaniline
26.284	2525783	22123	0.009	4.77		3 RDX
27.115	5277574	41075	0.008	8.85		16 2,4-Dinitrotoluene
27.956	3326439	26301	0.008	5.67		15 2,6-Dinitrotoluene
29.903	4336333	41343	0.010	8.91		14 2-AM-4,6-DNT
30.231	3655884	36198	0.010	7.80		13 4-AM-2,6-DNT
31.921	1425823	13758	0.010	2.96	$	1 3,4-Dinitrotoluene
33.621	4401698	30703	0.007	6.62		12 2,4,6-Trinitrotolue
35.803	2096506	21562	0.010	4.65		2 HMX
39.333	27375	263	0.010	0.05		
41.368	3859066	46961	0.012	10.26		9 TETRYL
46.566	9674	64	0.007	0.01		
46.992	3177	41	0.013	0.00		
47.444	3884	41	0.011	0.00		
48.858	8719	50	0.006	0.01		
49.696	207645	2709	0.013	0.58		
50.587	11141	156	0.014	0.03		
50.987	9794	121	0.012	0.02		
51.627	3515	68	0.019	0.01		
	55710263	463602		100.000		

Total unknown % height = 0.7500

Data File: \\Terastation\share\GCdata\LC9.I\09262008.B\C-000012.D
Date : 26-SEP-2008 21:16
Client ID:
Sample Info: STD_7 08GCSV0260 500/1000/500/500/300;1

Instrument: LC9.i
Operator: fhk
Column phase: Agilent ZorbaxCyano
Column diameter: 4.60

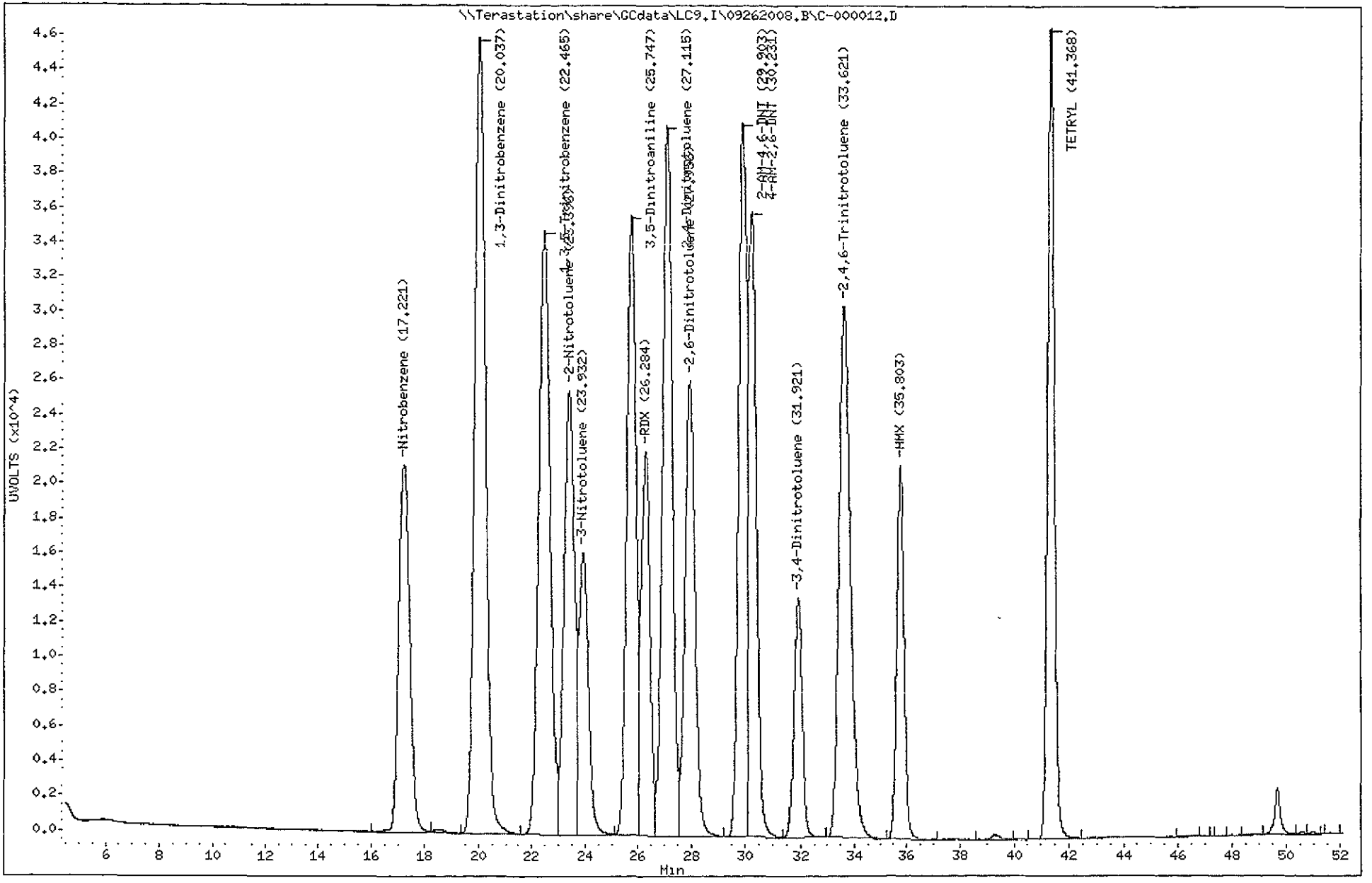

North Canton

TestAmerica West Sacramento

Method 8330

Data file : \\Terastation\share\GCdata\LC9.I\09262008.B\C-000012.D\C-000012.
Lab Smp Id: STD_7 08GCSV0260 50
Inj Date : 26-SEP-2008 21:16
Operator : fhk Inst ID: LC9.i
Smp Info : STD_7 08GCSV0260 500/1000/500/500/300;1
Misc Info : ; 7; ; ; ; 3; CAL.sub; ; 0; 1; 0
Comment : SOP SAC-LC-0009
Method : \\Terastation\share\GCdata\LC9.I\09262008.B\8330CNAB.M\8330CN2.m
Meth Date : 26-Sep-2008 22:13 tap Quant Type: AREA%
Cal Date : 05-AUG-2008 22:03 Cal File: C-000011.d
Als bottle: 17 Calibration Sample, Level: 7
Dil Factor: 1.00000
Integrator: HP Genie Compound Sublist: CAL.sub
Target Version: 4.14
Processing Host: SACP307WW

RT	AREA	HEIGHT	HT/AREA	% HEIGHT	COMPOUNDS
17.220	5083729	36451	0.007	21.72	
18.547	3225370	22760	0.007	13.56	4 EGDN
20.036	3100545	21947	0.007	13.08	
39.328	3170636	31241	0.010	18.62	11 Nitroglycerin
49.523	3326787	53873	0.016	32.14	20 PETN
50.586	110084	723	0.007	0.43	
50.992	65223	755	0.012	0.45	
	18082373	167750		100.000	

Total unknown % height = 35.68

Data File: \\Terastation\share\GCdata\LC9.I\09262008.B\C-000012.D\C-000012.D
Date : 26-SEP-2008 21:16
Client ID:
Sample Info: STD_7 08GCSV0260 500/1000/500/500/300;1

Instrument: LC9.i
Operator: fhk
Column phase: Agilent ZorbaxCyano
Column diameter: 4.60

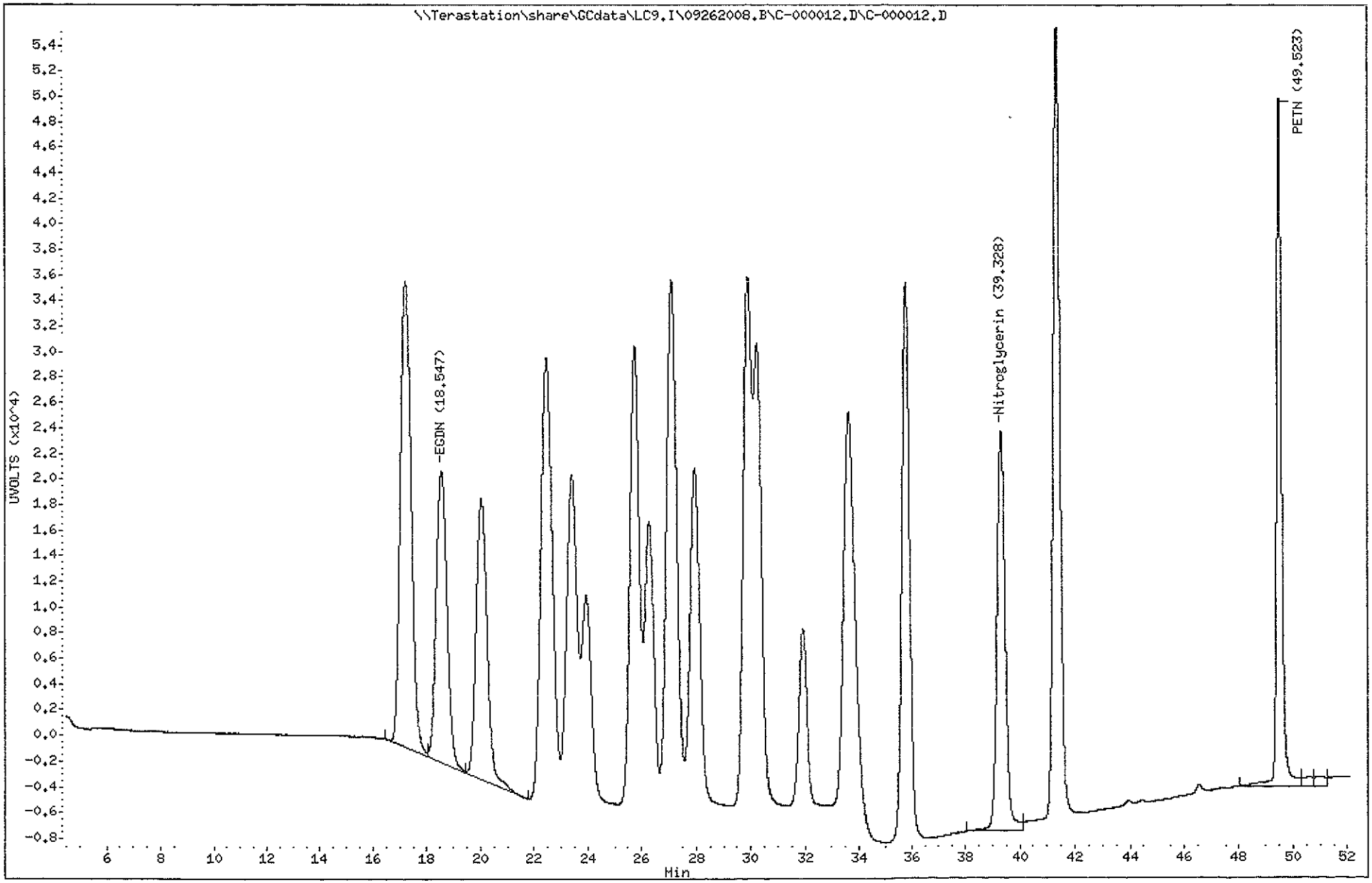

TestAmerica West Sacramento

C-000013.D

Chromatography Summary

Injection Date: 9/26/2008 22:18 **Operator:** fhk

DataFile: LC9 I\09262008 B\C-000013.D **Vial Num:** 18

Instrument ID: LC9

Method 8330 Target Analyte Results

Sample : **STD_8 08GCSV0261 1000/2000/1K/1K/500**

Method File: LC9 I\09262008.B\8330CNAB M

Start Cal Date: 8/5/2008 14:49 **End Cal Date:** 8/5/2008 22:03

Dilution Factor	Extract Volume	Sample Volume	Sample Weight
1X	0 mL	0 mL	0 g

Matrix: NONE **SubList:** CAL sub **SpikeList:**

Samp. Info: STD_8 08GCSV0261 1000/2000/1K/1K/500,1

Misc. Info: ; 8, , , ; 3, CAL sub, , 0; 1; 0

	Signal 1 UV 250-265					Signal 2 UV 358-205				
Compound Name	RT	Response	Spike Level	Flag	Response Factor	RT	Response	Spike Level	Flag	Response Factor
3,4-Dinitrotoluene	31.87	22537	500		45.074			500		0
HMX	35.74	43204	1000		43.204			1000		0
RDX	26.25	44674	1000		44.674			1000		0
Picric ACID			2000		0			2000		0
1,3,5-Trinitrobenzene	22.47	69887	1000		69.887			1000		0
1,3-Dinitrobenzene	20.04	92055	1000	O	92.055			1000		0
TETRYL	41.33	90360	1000		90.36			1000		0
Nitrobenzene	17.23	42198	1000	O	42.198			1000		0
2,4,6-Trinitrotoluene	33.60	61349	1000		61.349			1000		0
4-AM-2,6-DNT	30.19	74499	1000	O	74.499			1000		0
2-AM-4,6-DNT	29.87	83412	1000	O	83.412			1000		0
2,6-Dinitrotoluene	27.92	53027	1000	O	53.027			1000		0
2,4-Dinitrotoluene	27.08	82462	1000		82.462			1000		0
2-Nitrotoluene	23.37	51080	2000	O	25.54			2000		0
4-Nitrotoluene			2000		0			2000		0
3-Nitrotoluene	23.91	32430	1000		32.43			1000		0
Nitroglycerin			1000		0	39.28	62035	1000		62.035
PETN			1000		0	49.47	108442	1000	O	108.442
3,5-Dinitroaniline	25.72	71984	1000		71.984			1000		0
EGDN			1000		0	18.56	44629	1000		44.629

Notes. M = Manually Integrated — Signals Differ by More Than 40%

D = Operator Disabled Result — Signals Differ by More Than 50%

O = Over Calibration Range

Printed: 9/27/2008 10:50 AM

TestAmerica West Sacramento

Method 8330

Data file : \\Terastation\share\GCdata\LC9.I\09262008.B\C-000013.D
Lab Smp Id: STD_8 08GCSV0261 10
Inj Date : 26-SEP-2008 22:18
Operator : fhk Inst ID: LC9.i
Smp Info : STD_8 08GCSV0261 1000/2000/1K/1K/500;1
Misc Info : ; 8; ; ; ; 3; CAL.sub; ; 0; 1; 0
Comment : SOP SAC-LC-0009
Method : \\Terastation\share\GCdata\LC9.I\09262008.B\8330CNAB.m
Meth Date : 26-Sep-2008 23:15 tap Quant Type: AREA%
Cal Date : 05-AUG-2008 22:03 Cal File: C-000011.d
Als bottle: 18 Calibration Sample, Level: 8
Dil Factor: 1.00000
Integrator: HP Genie Compound Sublist: CAL.sub
Target Version: 4.14
Processing Host: SACP307WW

RT	AREA	HEIGHT	HT/AREA	% HEIGHT		COMPOUNDS
17.229	5965160	42198	0.007	4.57		10 Nitrobenzene
18.552	65040	414	0.006	0.04		
20.039	12891082	92055	0.007	10.11		7 1,3-Dinitrobenzene
22.468	10401606	69887	0.007	7.57		6 1,3,5-Trinitrobenze
23.373	6958617	51080	0.007	5.53		17 2-Nitrotoluene
23.907	4112770	32430	0.008	3.51		19 3-Nitrotoluene
25.719	8711800	71984	0.008	7.79		8 3,5-Dinitroaniline
26.247	5072390	44674	0.009	4.83		3 RDX
27.084	10607191	82462	0.008	8.93		16 2,4-Dinitrotoluene
27.921	6679825	53027	0.008	5.74		15 2,6-Dinitrotoluene
29.868	8683435	83412	0.010	9.03		14 2-AM-4,6-DNT
30.186	7327070	74499	0.010	8.07		13 4-AM-2,6-DNT
31.866	2420960	22537	0.009	2.44	$	1 3,4-Dinitrotoluene
32.597	19796	230	0.012	0.02		
33.599	8717477	61349	0.007	6.64		12 2,4,6-Trinitrotolue
35.741	4199764	43204	0.010	4.68		2 HMX
37.813	7046	60	0.009	0.00		
39.297	51410	506	0.010	0.05		
39.812	19320	245	0.013	0.02		
41.330	7471958	90360	0.012	9.78		9 TETRYL
45.738	3128	30	0.010	0.00		
46.566	11034	81	0.007	0.00		
47.256	3404	49	0.014	0.00		
47.894	7075	74	0.010	0.00		
48.489	10135	76	0.007	0.00		
49.637	415468	5653	0.014	0.61		
50.542	18479	247	0.013	0.02		
50.930	13301	175	0.013	0.01		
51.575	8064	136	0.017	0.01		
	110873807	923134		100.000		

Total unknown % height = 0.7800

Data File: \\Terastation\share\GCdata\LC9.I\09262008.B\C-000013.D
Date : 26-SEP-2008 22:18
Client ID:
Sample Info: STD_8 08GCSV0261 1000/2000/1K/1K/500;1

Instrument: LC9.i
Operator: fhk
Column phase: Agilent ZorbaxCyano
Column diameter: 4.60

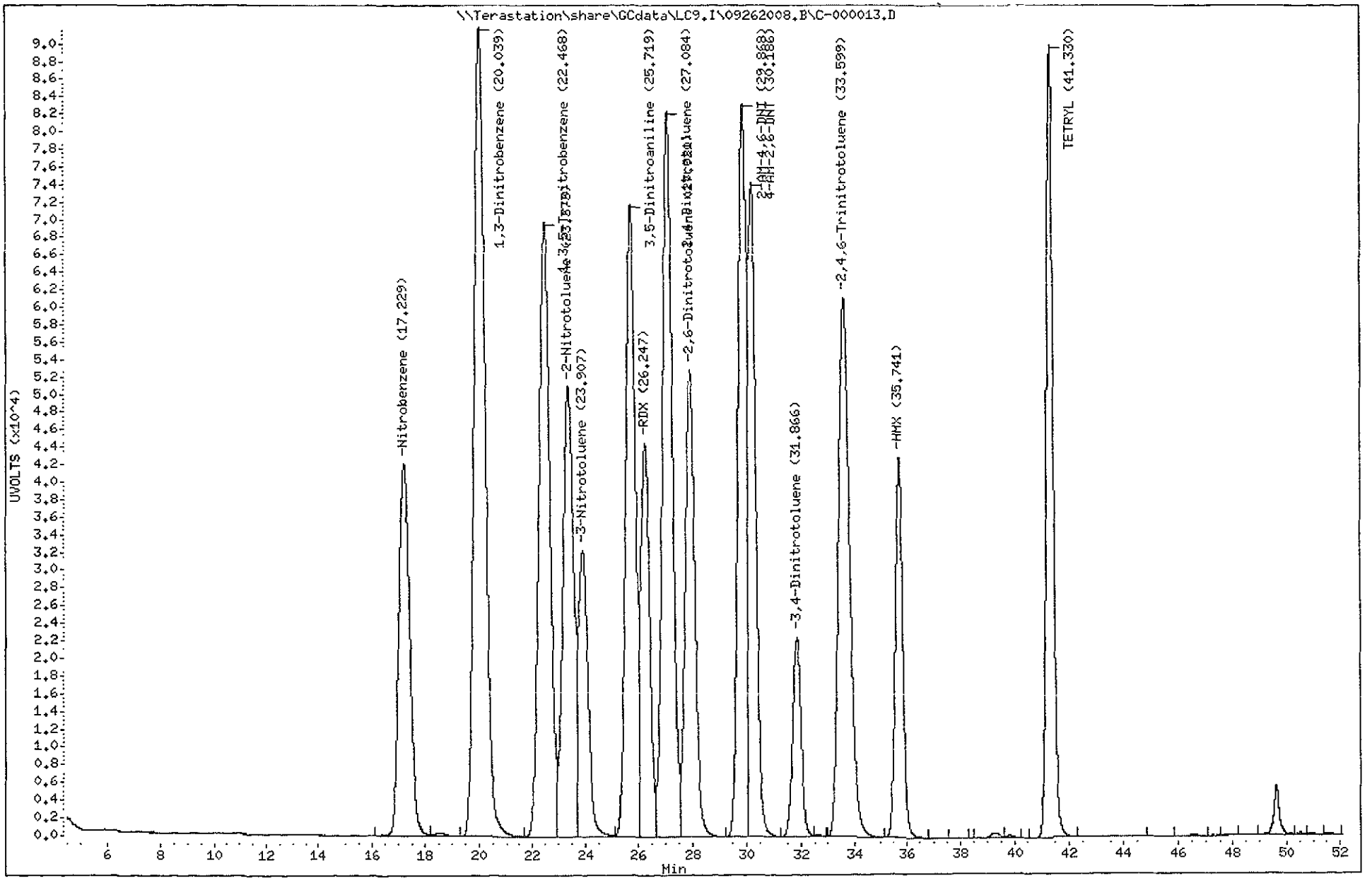

North Canton

TestAmerica West Sacramento

Method 8330

Data file : \\Terastation\share\GCdata\LC9.I\09262008.B\C-000013.D\C-000013.
Lab Smp Id: STD_8 08GCSV0261 10
Inj Date : 26-SEP-2008 22:18
Operator : fhk Inst ID: LC9.i
Smp Info : STD_8 08GCSV0261 1000/2000/1K/1K/500;1
Misc Info : ; 8; ; ; ; 3; CAL.sub; ; 0; 1; 0
Comment : SOP SAC-LC-0009
Method : \\Terastation\share\GCdata\LC9.I\09262008.B\8330CNAB.M\8330CN2.m
Meth Date : 26-Sep-2008 23:16 tap Quant Type: AREA%
Cal Date : 05-AUG-2008 22:03 Cal File: C-000011.d
Als bottle: 18 Calibration Sample, Level: 8
Dil Factor: 1.00000
Integrator: HP Genie Compound Sublist: CAL.sub
Target Version: 4.14
Processing Host: SACP307WW

RT	AREA	HEIGHT	HT/AREA	% HEIGHT	COMPOUNDS
16.494	18602	219	0.012	0.06	
17.229	7956491	72029	0.009	21.65	
18.561	6242407	44629	0.007	13.41	4 EGDN
20.038	6159326	43759	0.007	13.15	
39.284	6135385	62035	0.010	18.65	11 Nitroglycerin
49.474	6470494	108442	0.017	32.64	20 PETN
50.542	89346	746	0.008	0.22	
50.941	128714	753	0.006	0.22	
	33200765	332612		100.000	

Total unknown % height = 35.30

Data File: \\Terastation\share\GCdata\LC9.I\09262008.B\C-000013.d\C-000013.d
Date : 26-SEP-2008 22:18
Client ID:
Sample Info: STD_8 08GCSV0261 1000/2000/1K/1K/500;1

Instrument: LC9.1
Operator: fhk
Column phase: Agilent ZorbaxCyano
Column diameter: 4.60

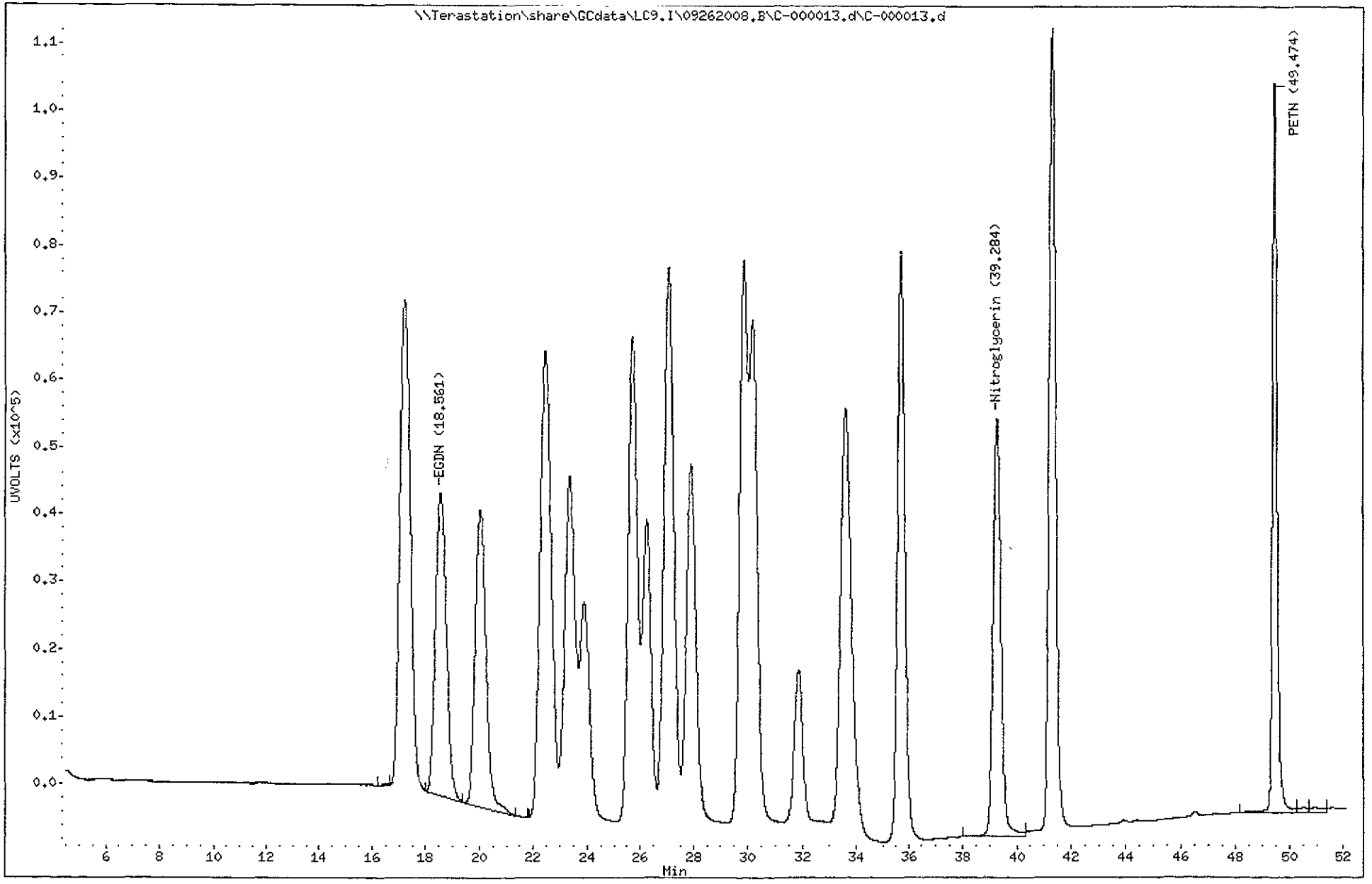

4045
North Canton

TestAmerica West Sacramento

C-000014.D

Chromatography Summary

Injection Date: 9/26/2008 23:20 **Operator:** fbk

DataFile: LC9 B\09262008.B\C-000014.D **Vial Num:** 19

Instrument ID: LC9

Method 8330 Target Analyte Results

Sample : **BLANK**

Method File: LC9 B\09262008.B\8330CNAB.M

Start Cal Date: 8/5/2008 14:49 **End Cal Date:** 8/5/2008 22:03

Dilution Factor	Extract Volume	Sample Volume	Sample Weight
1X	0 mL	0 mL	0 g

Matrix: NONE **SubList:** CAL.sub **SpikeList:**

Samp. Info: BLANK,0

Misc. Info: , , , , , 3; CAL.sub; , 0; 1, 0

	Signal 1 UV 250-265					Signal 2 UV 358-205							
Compound Name	RT	Diff	Response	PPB	Flag	RT	Diff	Response	PPB	Flag	MDL	RL	Flag
3,4-Dinitrotoluene											0.0000	0.00	
HMX											0.0000	0.00	
RDX											0.0000	0.00	
Picric ACID											0.0000	0.00	
1,3,5-Trinitrobenzene											0.0000	0.00	
1,3-Dinitrobenzene											0.0000	0.00	
TETRYL											0.0000	0.00	
Nitrobenzene											0.0000	0.00	
2,4,6-Trinitrotoluene											0.0000	0.00	
4-AM-2,6-DNT											0.0000	0.00	
2-AM-4,6-DNT											0.0000	0.00	
2,6-Dinitrotoluene											0.0000	0.00	
2,4-Dinitrotoluene											0.0000	0.00	
2-Nitrotoluene											0.0000	0.00	
4-Nitrotoluene											0.0000	0.00	
3-Nitrotoluene											0.0000	0.00	
Nitroglycerin											0.0000	0.00	
PETN											0.0000	0.00	
3,5-Dinitroaniline											0.0000	0.00	
EGDN											0.0000	0.00	

Surrogates:	Spiked	Recovered	%Rec	Spiked	Recovered	%Rec	Limits
3,4-Dinitrotoluene	50.0000		0	50.0000		0	0--1.#QNAN

Notes:
M = Manually Integrated
D = Operator Disabled Result
O = Over Calibration Range

Signals Differ by More Than 40%
Signals Differ by More Than 50%

Printed: 9/27/2008 10:51 AM

TestAmerica West Sacramento

Method 8330

Data file : \\Terastation\share\GCdata\LC9.I\09262008.B\C-000014.D
Lab Smp Id: BLANK
Inj Date : 26-SEP-2008 23:20
Operator : fhk Inst ID: LC9.i
Smp Info : BLANK;0
Misc Info : ; ; ; ; ; 3; CAL.sub; ; 0; 1; 0
Comment : SOP SAC-LC-0009
Method : \\Terastation\share\GCdata\LC9.I\09262008.B\8330CNAB.m
Meth Date : 26-Sep-2008 23:15 tap Quant Type: AREA%
Cal Date : 05-AUG-2008 22:03 Cal File: C-000011.d
Als bottle: 19
Dil Factor: 1.00000
Integrator: HP Genie Compound Sublist: CAL.sub
Target Version: 4.14
Processing Host: SACP307WW

RT	AREA	HEIGHT	HT/AREA	% HEIGHT	COMPOUNDS
25.992	5546	57	0.010	10.34	
30.858	17696	138	0.008	25.11	
39.697	4419	24	0.005	4.35	
42.496	3562	39	0.011	7.07	
43.596	4395	47	0.011	8.52	
45.058	4416	48	0.011	8.71	
46.844	11039	36	0.003	6.53	
48.761	8201	52	0.006	9.43	
50.025	5257	38	0.007	6.89	
50.572	3734	32	0.009	5.80	
50.751	2896	40	0.014	7.25	
	71160	551		100.000	

Total unknown % height = 100.0

Data File: \\Terastation\share\GCdata\LC9,I\09262008,B\C-000014,D
Date : 26-SEP-2008 23:20
Client ID:
Sample Info: BLANK;0

Instrument: LC9,1
Operator: fhk
Column phase: Agilent ZorbaxCyano
Column diameter: 4.60

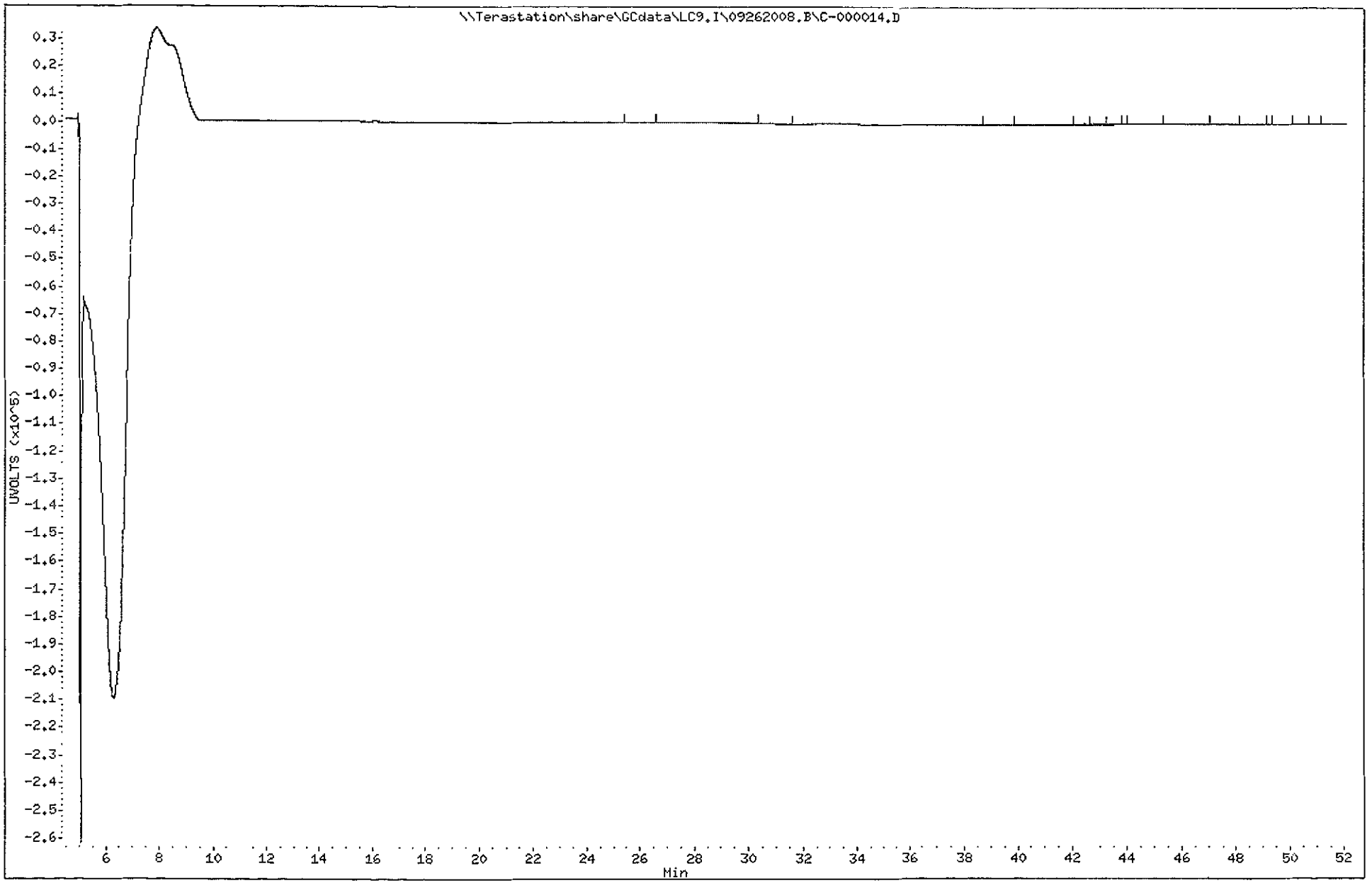

4048
North Canton

TestAmerica West Sacramento

Method 8330

Data file : \\Terastation\share\GCdata\LC9.I\09262008.B\C-000014.D\C-000014.
Lab Smp Id: BLANK
Inj Date : 26-SEP-2008 23:20
Operator : fhk Inst ID: LC9.i
Smp Info : BLANK;0
Misc Info : ; ; ; ; ; 3; CAL.sub; ; 0; 1; 0
Comment : SOP SAC-LC-0009
Method : \\Terastation\share\GCdata\LC9.I\09262008.B\8330CNAB.M\8330CN2.m
Meth Date : 26-Sep-2008 23:16 tap Quant Type: AREA%
Cal Date : 05-AUG-2008 22:03 Cal File: C-000011.d
Als bottle: 19
Dil Factor: 1.00000
Integrator: HP Genie Compound Sublist: CAL.sub
Target Version: 4.14
Processing Host: SACP307WW

RT	AREA	HEIGHT	HT/AREA	% HEIGHT	COMPOUNDS
16.507	152968	443	0.003	100.00	
	152968	443		100.000	

Total unknown % height = 100.0

Data File: \\Terastation\share\GCdata\LC9,I\09262008,B\C-000014,D\C-000014,D
Date : 26-SEP-2008 23:20
Client ID:
Sample Info: BLANK;0

Instrument: LC9,i
Operator: fhk
Column phase: Agilent ZorbaxCyano
Column diameter: 4,60

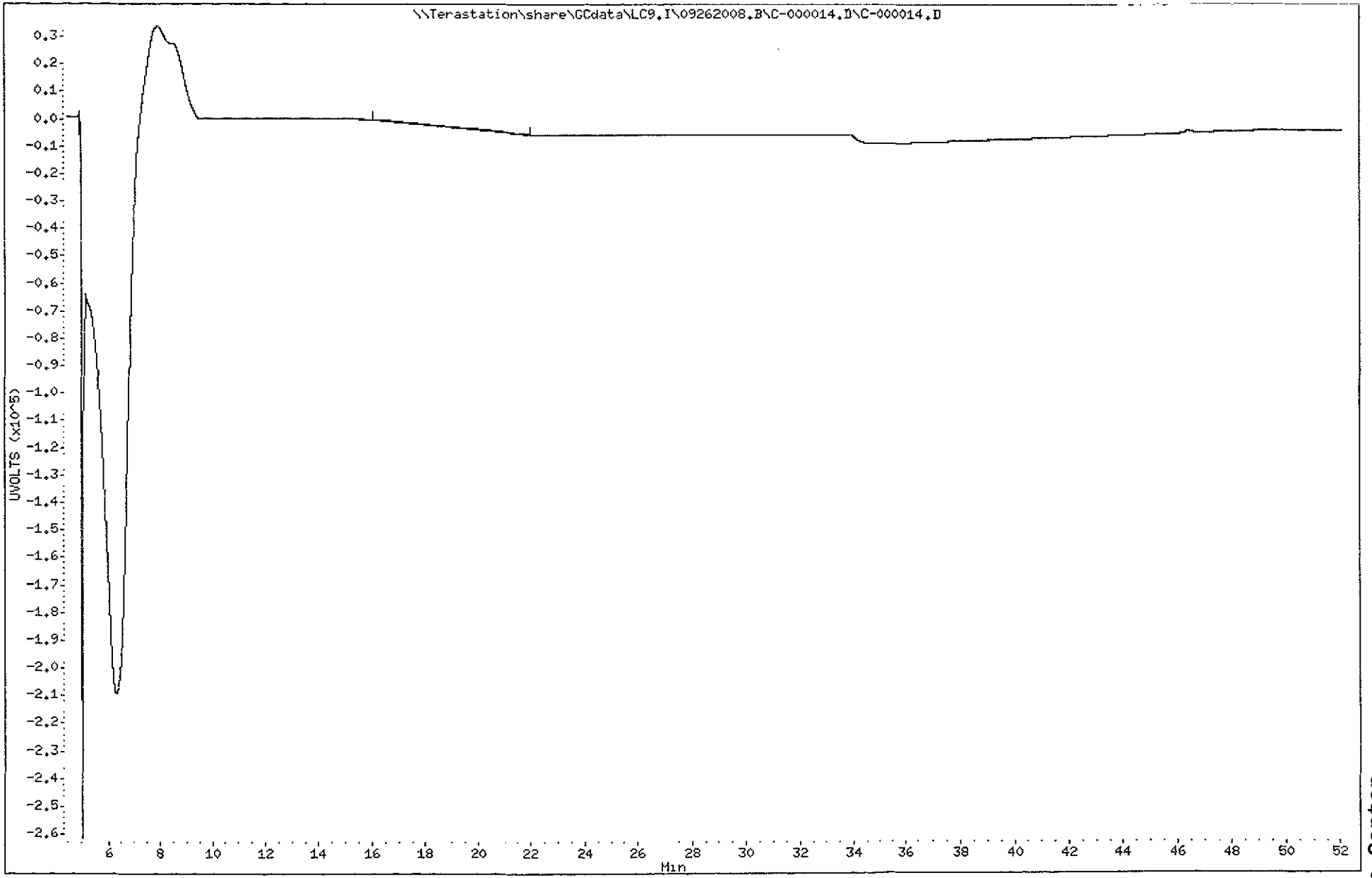

4050
North Canton

Unused Data

TestAmerica West Sacramento

C-000011.D

Chromatography Summary

Method 8330 Target Analyte Results

Injection Date: 9/26/2008 20 13 Operator: fhk

DataFile: LC9.I\09262008.B\C-000011 D Vial Num: 16

Instrument ID: LC9

Sample : **STD_6 08GCSV0259 200/500/200/200/200**

Method File: LC9 I\09262008.B\8330CNAB M

Start Cal Date: 8/5/2008 14:49 End Cal Date: 8/5/2008 22:03

Dilution Factor	Extract Volume	Sample Volume	Sample Weight
1X	0 mL	0 mL	0 g

Matrix: NONE SubList: CAL sub SpikeList:

Samp. Info: STD_6 08GCSV0259 200/500/200/200/200,I

Misc. Info: , 6; ; , , 3; CAL sub; ; 0; 1; 0

	Signal 1 UV 250-265					Signal 2 UV 358-205				
Compound Name	RT	Response	Spike Level	Flag	Response Factor	RT	Response	Spike Level	Flag	Response Factor
3,4-Dinitrotoluene	31.92	3375	200		16.875			200		0
HMX	35.79	3162	200		15.81			200		0
RDX	26.35	3686	200		18.43			200		0
Picric ACID			500		0			500		0
1,3,5-Trinitrobenzene	22.59	5864	200		29.32			200		0
1,3-Dinitrobenzene	20.16	8249	200		41.245			200		0
TETRYL	41.38	6721	200		33.605			200		0
Nitrobenzene	17.35	4044	200		20.22			200		0
2,4,6-Trinitrotoluene	33.65	4590	200		22.95			200		0
4-AM-2,6-DNT	30.25	5502	200		27.51			200		0
2-AM-4,6-DNT	29.91	6344	200		31.72			200		0
2,6-Dinitrotoluene	28.00	4111	200		20.555			200		0
2,4-Dinitrotoluene	27.17	6517	200		32.585			200		0
2-Nitrotoluene	23.49	4083	400		10.2075			400		0
4-Nitrotoluene			400		0			400		0
3-Nitrotoluene	24.03	2596	200		12.98			200		0
Nitroglycerin			200		0	39.34	4394	200		21.97
PETN			200		0	49.49	7565	200		37.825
3,5-Dinitroaniline	25.82	5973	200		29.865			200		0
EGDN			200		0	18.68	4082	200		20.41

Notes: M = Manually Integrated

D = Operator Disabled Result

O = Over Calibration Range

Signals Differ by More Than 40%

Signals Differ by More Than 50%

septum pushed into vial
Bad Inj
9/27/08

Printed: 9/27/2008 10:49 AM

TestAmerica West Sacramento

Method 8330

Data file : \\Terastation\share\GCdata\LC9.I\09262008.B\C-000011.D
Lab Smp Id: STD_6 08GCSV0259 20
Inj Date : 26-SEP-2008 20:13
Operator : fhk Inst ID: LC9.i
Smp Info : STD_6 08GCSV0259 200/500/200/200/200;1
Misc Info : ; 6; ; ; ; 3; CAL.sub; ; 0; 1; 0
Comment : SOP SAC-LC-0009
Method : \\Terastation\share\GCdata\LC9.I\09262008.B\8330CNAB.m
Meth Date : 26-Sep-2008 21:11 tap Quant Type: AREA%
Cal Date : 05-AUG-2008 22:03 Cal File: C-000011.d
Als bottle: 16 Calibration Sample, Level: 6
Dil Factor: 1.00000
Integrator: HP Genie Compound Sublist: CAL.sub
Target Version: 4.14
Processing Host: SACP307WW

RT	AREA	HEIGHT	HT/AREA	% HEIGHT		COMPOUNDS
17.348	418078	4044	0.010	5.36		10 Nitrobenzene
20.158	908868	8249	0.009	11.03		7 1,3-Dinitrobenzene
22.591	737066	5864	0.008	7.77		6 1,3,5-Trinitrobenze
23.489	471456	4083	0.009	5.41		17 2-Nitrotoluene
24.028	291996	2596	0.009	3.44		19 3-Nitrotoluene
25.816	611224	5973	0.010	7.92		8 3,5-Dinitroaniline
26.346	368185	3686	0.010	4.88		3 RDX
27.173	738310	6517	0.009	8.64		16 2,4-Dinitrotoluene
27.999	471516	4111	0.009	5.45		15 2,6-Dinitrotoluene
29.914	605683	6344	0.010	8.41		14 2-AM-4,6-DNT
30.253	538274	5502	0.010	7.29		13 4-AM-2,6-DNT
31.917	326603	3375	0.010	4.47	$	1 3,4-Dinitrotoluene
33.650	633187	4590	0.007	6.08		12 2,4,6-Trinitrotolue
35.787	304330	3162	0.010	4.19		2 HMX
39.324	4492	52	0.012	0.06		
41.379	552782	6721	0.012	8.91		9 TETRYL
46.545	4436	48	0.011	0.06		
47.744	5528	39	0.007	0.05		
48.910	11078	48	0.004	0.06		
49.696	37717	350	0.009	0.46		
50.933	11557	50	0.004	0.06		
	8052365	75404		100.000		

Total unknown % height = 0.7500

Data File: \\Terastation\share\GCdata\LC9.I\09262008.B\C-000011.D
Date : 26-SEP-2008 20:13
Client ID:
Sample Info: STD_6 08GCSV0259 200/500/200/200/200:1

Instrument: LC9.1
Operator: fhk
Column diameter: 4.60

Column phase: Agilent ZorbaxCyano

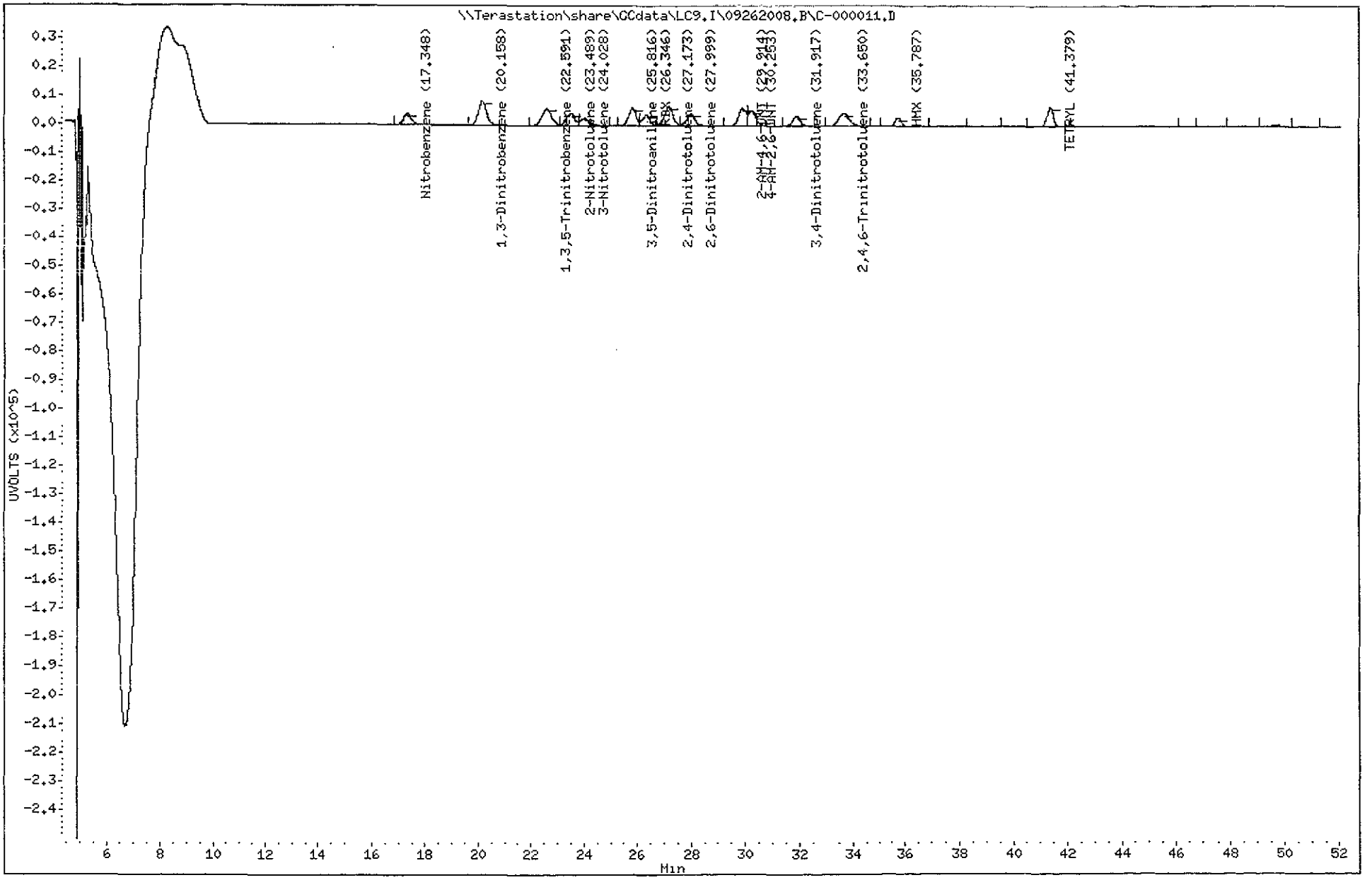

4054
North Canton

TestAmerica West Sacramento

Method 8330

Data file : \\Terastation\share\GCdata\LC9.I\09262008.B\C-000011.D\C-000011.
Lab Smp Id: STD_6 08GCSV0259 20
Inj Date : 26-SEP-2008 20:13
Operator : fhk Inst ID: LC9.i
Smp Info : STD_6 08GCSV0259 200/500/200/200/200;1
Misc Info : ; 6; ; ; ; 3; CAL.sub; ; 0; 1; 0
Comment : SOP SAC-LC-0009
Method : \\Terastation\share\GCdata\LC9.I\09262008.B\8330CNAB.M\8330CN2.m
Meth Date : 26-Sep-2008 21:11 tap Quant Type: AREA%
Cal Date : 05-AUG-2008 22:03 Cal File: C-000011.d
Als bottle: 16 Calibration Sample, Level: 6
Dil Factor: 1.00000
Integrator: HP Genie Compound Sublist: CAL.sub
Target Version: 4.14
Processing Host: SACP307WW

RT	AREA	HEIGHT	HT/AREA	% HEIGHT	COMPOUNDS
17.345	683882	6912	0.010	25.71	
18.675	446943	4082	0.009	15.18	4 EGDN
20.154	435719	3931	0.009	14.62	
39.335	398946	4394	0.011	16.34	11 Nitroglycerin
49.492	438847	7565	0.017	28.15	20 PETN
	2404337	26884		100.000	

Total unknown % height = 40.33

Data File: \\Terastation\share\GCdata\LC9.I\09262008.B\C-000011.D\C-000011.D
Date : 26-SEP-2008 20:13
Client ID:
Sample Info: STD_6 08GCSV0259 200/500/200/200/200:1

Instrument: LC9.i
Operator: fhk
Column diameter: 4.60

Column phase: Agilent ZorbaxCyano

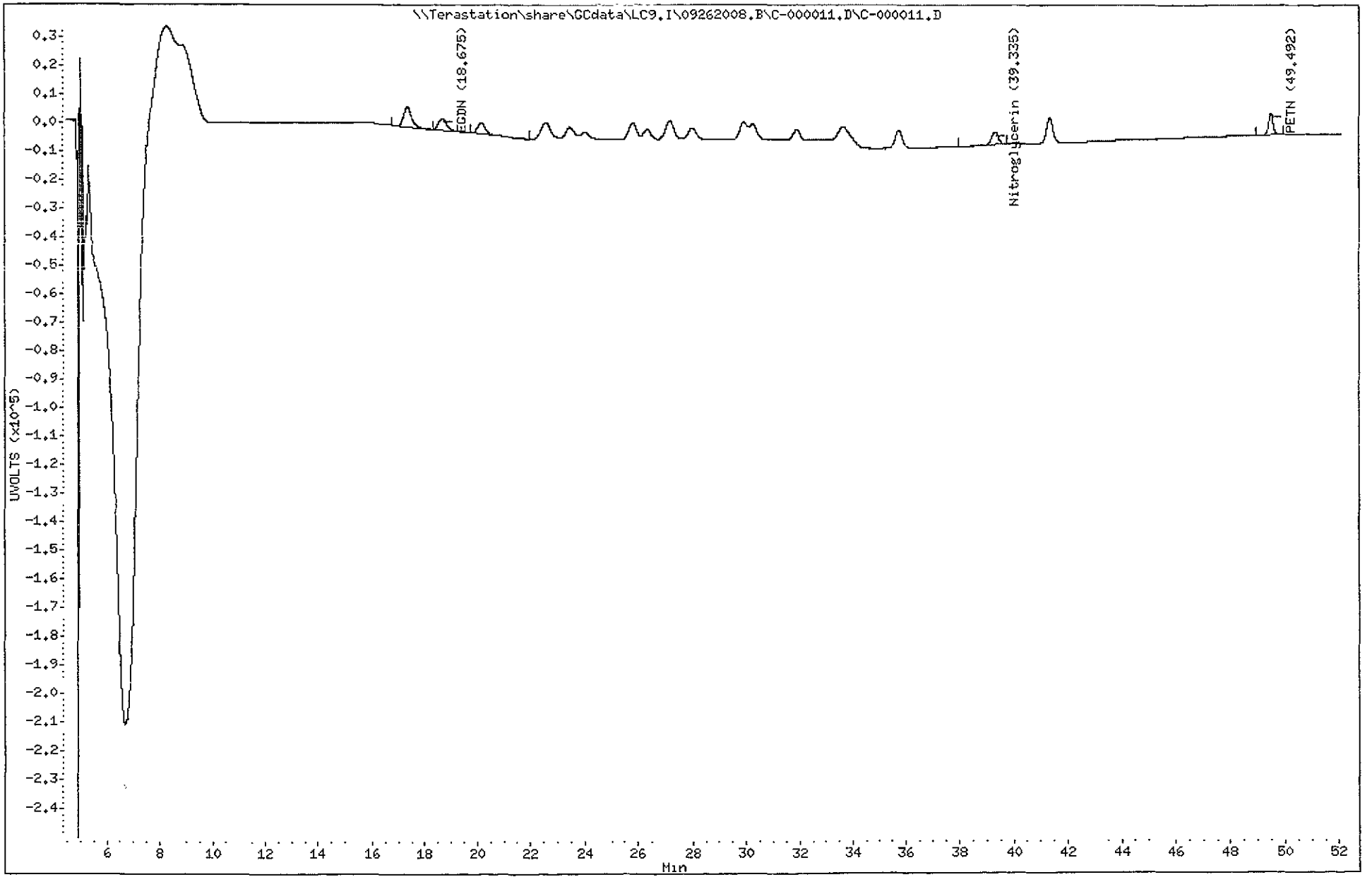

4056
North Canton

TestAmerica West Sacramento

C-000015.D

Chromatography Summary

Injection Date: 9/27/2008 0:22 **Operator:** fhk

DataFile: LC9 I\09262008 B\C-000015 D **Vial Num:** 20

Instrument ID: LC9

Method 8330 Target Analyte Results

Sample : **ICV_6 08GCSV0135 200/500/200/200/200**

Method File: LC9.I\09262008.B\8330CNAB M

Start Cal Date: 9/26/2008 15:03 **End Cal Date:** 9/26/2008 22.18

Dilution Factor	Extract Volume	Sample Volume	Sample Weight
1X	0 mL	0 mL	0 g

Matrix: NONE **SubList:** CAL.sub **SpikeList:**

Samp. Info: ICV_6 08GCSV0135 200/500/200/200/200,2

Misc. Info: ; 6; , , ; 3, CAL.sub; ; 0, 1: 0

	Signal 1 UV 250-265							Signal 2 UV 358-205								
Compound Name	RT	Response	PPB	Spike Level	%D	Result	Flag	RT	Response	PPB	Spike Level	%D	Result	Flag	Limits(%)	Flag
3,4-Dinitrotoluene	31 91	8792	200.0000<	200	0%	Acceptable					200	-100%	Fails		(±15)	45
HMX	35 81	8728	195 7000<	200	-2%	Acceptable					200	-100%	Fails		(±15)	45
RDX	26.27	8497	188.1000<	200	-6%	Acceptable					200	-100%	Fails		(±15)	45
Picric ACID				500	-100%	Fails					500	-100%	Fails		(±15)	
1,3,5-Trnitrobenzene	22.46	13181	187.2000<	200	-6%	Acceptable					200	-100%	Fails		(±15)	45
1,3-Dinitrobenzene	20 03	17153	187.0000<	200	-7%	Acceptable					200	-100%	Fails		(±15)	45
TETRYL	41 38	16701	177 6000<	200	-11%	Acceptable					200	-100%	Fails		(±15)	45
Nitrobenzene	17 22	7914	189 2000<	200	-5%	Acceptable					200	-100%	Fails		(±15)	45
2,4,6-Trinitrotoluene	**33.66**	**11330**	**167.6000<**	**200**	**-16%**	**Fails**					200	-100%	Fails		(±15)	45
4-AM-2,6-DNT	30 23	13258	178 1000<	200	-11%	Acceptable					200	-100%	Fails		(±15)	45
2-AM-4,6-DNT	29 90	15184	183 6000<	200	-8%	Acceptable					200	-100%	Fails		(±15)	45
2,6-Dinitrotoluene	27.95	9890	187.0000<	200	-7%	Acceptable					200	-100%	Fails		(±15)	45
2,4-Dinitrotoluene	27 10	15266	186 6000<	200	-7%	Acceptable					200	-100%	Fails		(±15)	45
2-Nitrotoluene	23.39	9664	374.4000<	400	-6%	Acceptable					400	-100%	Fails		(±15)	45
4-Nitrotoluene				400	-100%	Fails					400	-100%	Fails		(±15)	
3-Nitrotoluene	23.92	6057	183 7000<	200	-8%	Acceptable					200	-100%	Fails		(±15)	45
Nitroglycerin				200	-100%	Fails		39.34	12704	213.0000<	200	7%	Acceptable		(±15)	45
PETN				200	-100%	Fails		49 52	22375	208 9000<	200	4%	Acceptable		(±15)	45
3,5-Dinitroaniline	25 74	13003	180.3000<	200	-10%	Acceptable					200	-100%	Fails		(±15)	45
EGDN				200	-100%	Fails		18.54	8405	185.7000	200	-7%	Acceptable		(±15)	45

Notes:
M = Manually Integrated
D = Operator Disabled Result
O = Over Calibration Range

Signals Differ by More Than 40%
Signals Differ by More Than 50%

Printed: 9/27/2008 12:38 PM

TestAmerica West Sacramento

Method 8330

Data file : \\Terastation\share\GCdata\LC9.I\09262008.B\C-000015.D
Lab Smp Id: ICV_6 08GCSV0135 20
Inj Date : 27-SEP-2008 00:22
Operator : fhk Inst ID: LC9.i
Smp Info : ICV_6 08GCSV0135 200/500/200/200/200;1
Misc Info : ; 6; ; ; ; 3; CAL.sub; ; 0; 1; 0
Comment : SOP SAC-LC-0009
Method : \\Terastation\share\GCdata\LC9.I\09262008.B\8330CNAB.m
Meth Date : 27-Sep-2008 01:20 tap Quant Type: AREA%
Cal Date : 05-AUG-2008 22:03 Cal File: C-000011.d
Als bottle: 20 Calibration Sample, Level: 6
Dil Factor: 1.00000
Integrator: HP Genie Compound Sublist: CAL.sub
Target Version: 4.14
Processing Host: SACP307WW

RT	AREA	HEIGHT	HT/AREA	% HEIGHT			COMPOUNDS
17.217	1138838	7914	0.007	4.48		10	Nitrobenzene
20.028	2433238	17153	0.007	9.84		7	1,3-Dinitrobenzene
22.456	1978973	13181	0.007	7.46		6	1,3,5-Trinitrobenze
23.388	1329029	9664	0.007	5.47		17	2-Nitrotoluene
23.924	788011	6057	0.008	3.43		19	3-Nitrotoluene
25.737	1596949	13003	0.008	7.36		8	3,5-Dinitroaniline
26.273	981272	8497	0.009	4.81		3	RDX
27.100	1977348	15266	0.008	8.65		16	2,4-Dinitrotoluene
27.946	1262858	9890	0.008	5.60		15	2,6-Dinitrotoluene
29.902	1633219	15184	0.009	8.60		14	2-AM-4,6-DNT
30.231	1357525	13258	0.010	7.51		13	4-AM-2,6-DNT
31.913	916058	8792	0.010	4.98	$	1	3,4-Dinitrotoluene
32.630	12007	130	0.011	0.07			
33.657	1672992	11330	0.007	6.42		12	2,4,6-Trinitrotolue
35.814	852437	8728	0.010	4.94		2	HMX
39.314	12392	107	0.009	0.06			
39.881	5288	79	0.015	0.04			
41.384	1380868	16701	0.012	9.46		9	TETRYL
45.713	5541	82	0.015	0.04			
46.562	4858	63	0.013	0.03			
47.422	4546	67	0.015	0.03			
48.479	7446	86	0.012	0.04			
48.971	5495	57	0.010	0.03			
49.700	78549	922	0.012	0.52			
50.283	3175	43	0.014	0.02			
50.853	23459	210	0.009	0.11			
	21462369	176464		100.000			

Total unknown % height = 0.9900

Data File: \\Terastation\share\GCdata\LC9.I\09262008.B\C-000015.D
Date : 27-SEP-2008 00:22
Client ID:
Sample Info: ICV_6 09GCSV0135 200/500/200/200/200;1

Instrument: LC9.i
Operator: fhk
Column phase: Agilent ZorbaxCyano
Column diameter: 4.60

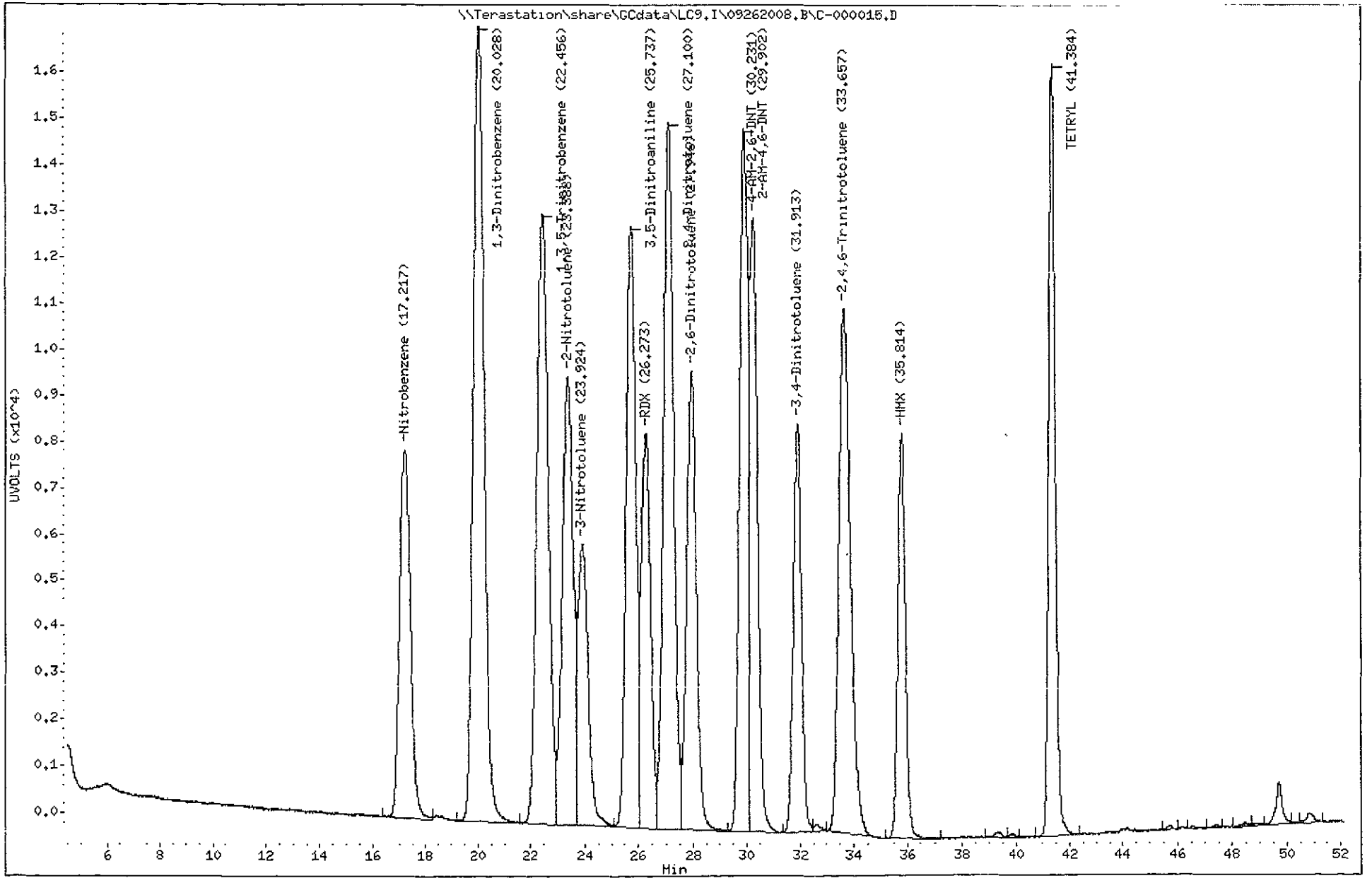

North Canton

TestAmerica West Sacramento

Method 8330

Data file : \\Terastation\share\GCdata\LC9.I\09262008.B\C-000015.D\C-000015.
Lab Smp Id: ICV_6 08GCSV0135 20
Inj Date : 27-SEP-2008 00:22
Operator : fhk Inst ID: LC9.i
Smp Info : ICV_6 08GCSV0135 200/500/200/200/200;1
Misc Info : ; 6; ; ; ; 3; CAL.sub; ; 0; 1; 0
Comment : SOP SAC-LC-0009
Method : \\Terastation\share\GCdata\LC9.I\09262008.B\8330CNAB.M\8330CN2.m
Meth Date : 27-Sep-2008 01:20 tap Quant Type: AREA%
Cal Date : 05-AUG-2008 22:03 Cal File: C-000011.d
Als bottle: 20 Calibration Sample, Level: 6
Dil Factor: 1.00000
Integrator: HP Genie Compound Sublist: CAL.sub
Target Version: 4.14
Processing Host: SACP307WW

RT	AREA	HEIGHT	HT/AREA	% HEIGHT	COMPOUNDS
17.215	1978879	13728	0.007	20.73	
18.536	1251880	8405	0.007	12.69	4 EGDN
20.024	1206073	8268	0.007	12.48	
39.341	1240358	12704	0.010	19.18	11 Nitroglycerin
49.521	1490607	22375	0.015	33.83	20 PETN
50.855	196112	726	0.004	1.09	
	7363908	66206		100.000	

Total unknown % height = 34.30

Data File: \\Terastation\share\GCdata\LC9.I\09262008.B\C-000015.D\C-000015.D
Date : 27-SEP-2008 00:22
Client ID:
Sample Info: ICV_6 08GCSV0135 200/500/200/200/200;1

Instrument: LC9.i
Operator: fhk
Column phase: Agilent ZorbaxCyano
Column diameter: 4.60

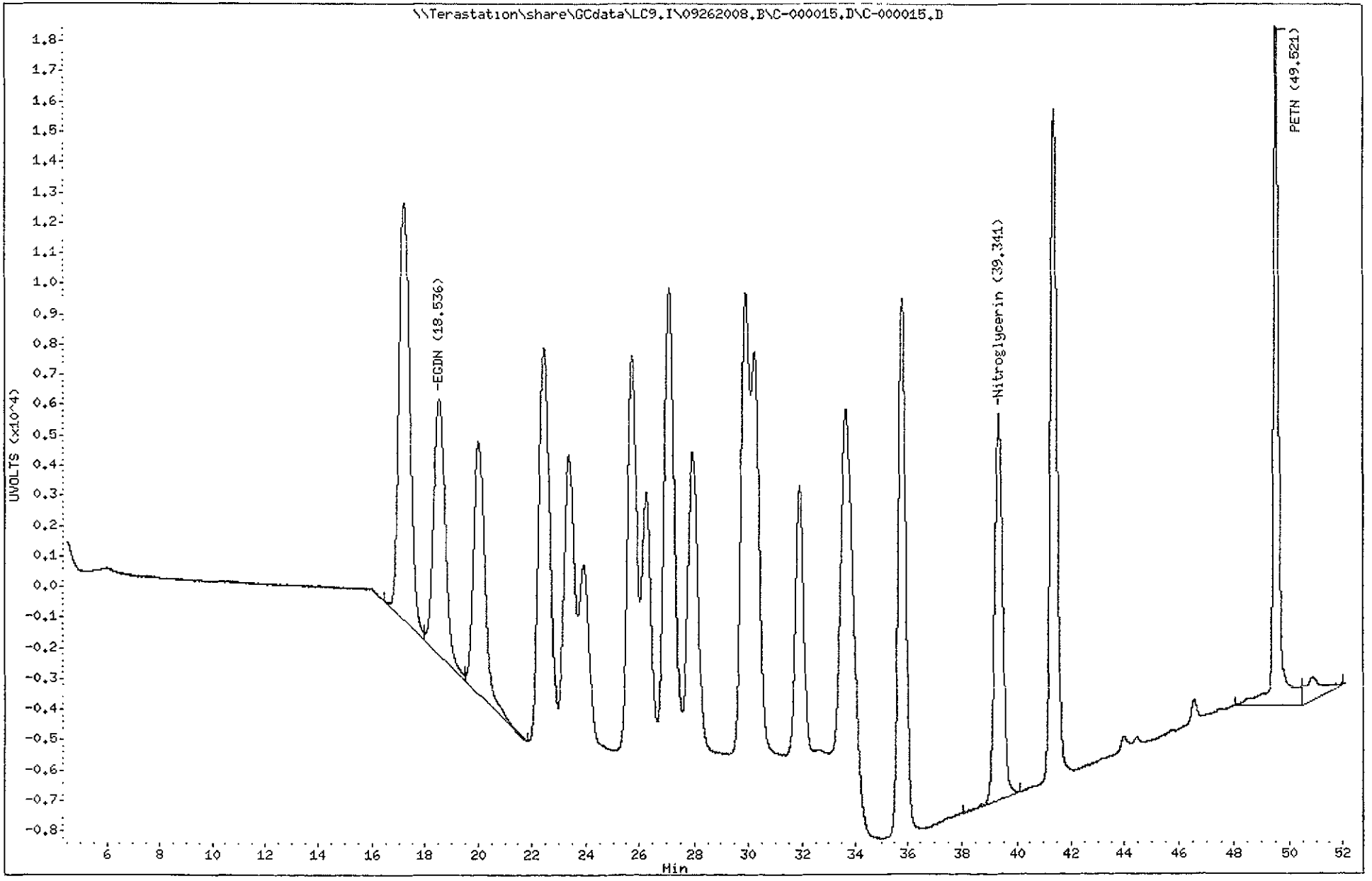

4061
North Canton

TestAmerica West Sacramento
GC/LC INSTRUMENT LOG

Inst ID: LC9 Batch ID: 04102009
Method : Method 8330 Test : SOP SAC-LC-0009
ICAL Date: See Calibration Report

Date	Time	Operator	Sample ID	File ID	Vol or Wt	Extract Vol	Diln	Comments
10-APR-2009	15:57	fhk	Primer	C-000001.	0 g	0 mL	1	
10-APR-2009	17:02	fhk	Primer	C-000002.	0 g	0 mL	1	
10-APR-2009	18:05	fhk	STD_5 09GCSV0052 .2K/.1/.1/ 1/	C-000003	0 g	0 mL	1	
10-APR-2009	19:08	fhk	MRL_1 09GCSV0057 50/20/20/20/2	C-000004.	0 g	0 mL	1	
10-APR-2009	20:11	fhk	K9GXN1AA 9092289 G9D020000-289	C-000005.	1000 mL	20 mL	1	
10-APR-2009	21:14	fhk	K9C691AF 9092289 A9C310174-2 1	C-000006	991.9 mL	20 mL	1	
10-APR-2009	22:17	fhk	K9C7F1AF 9092289 A9C310174-3 1	C-000007	956.3 mL	20 mL	1	
10-APR-2009	23:20	fhk	K9C7J1AF 9092289 A9C310174-4 1	C-000008.	1003.52 mL	20 mL	1	
11-APR-2009	00:23	fhk	K9V0J1AA 9099341 G9D090000-341	C-000009	10 g	80 mL	1	
11-APR-2009	01:27	fhk	K9Q2C1AA 9099341 G9D080171-1 1	C-000010	10 g	80 mL	1	
11-APR-2009	02:30	fhk	K9Q2G1AA 9099341 G9D080171-2 1	C-000011.	10.02 g	80 mL	1	
11-APR-2009	03:34	fhk	STD_6 09GCSV0254 5K/ 2/ 2/ 2/	C-000012	0 g	0 mL	1	
11-APR-2009	04:37	fhk	MRL_1 09GCSV0057 50/20/20/20/2	C-000013.	0 g	0 mL	1	
11-APR-2009	05:41	fhk	K9Q2J1AA 9099341 G9D080171-3 1	C-000014.	10.01 g	80 mL	1	
11-APR-2009	06:44	fhk	K9Q2L1AA 9099341 G9D080171-4 1	C-000015.	10.01 g	80 mL	1	
11-APR-2009	07:48	fhk	K9Q2M1AA 9099341 G9D080171-5 1	C-000016.	9.99 g	80 mL	1	
11-APR-2009	08:52	fhk	K9Q2P1AA 9099341 G9D080171-6 1	C-000017.	10 g	80 mL	1	
11-APR-2009	09:56	fhk	K9Q2R1AA 9099341 G9D080171-7 1	C-000018	10.01 g	80 mL	2	

TestAmerica West Sacramento

C-000004.D

Chromatography Summary

Method 8330 Target Analyte Results MDL check 4/11/09

Sample : MRL_1 09GCSV0057 50/20/20/20/20ng/ml

Matrix: NONE SubList: CAL sub SpikeList:

Samp. Info: MRL_1 09GCSV0057 50/20/20/20/20ng/ml,2

Misc. Info: .1; , , ,3,CAL sub, .0,1

Injection Date: 4/10/2009 19:08 Operator: fhk

DataFile: LC9 I\04102009 B\C-000004.D Vial Num: 5

Instrument ID: LC9

Method File: LC9 I\04102009 B\8330CNAB.M

Start Cal Date: 9/26/2008 15:03 End Cal Date: 9/27/2008 13:24

Dilution Factor	Extract Volume	Sample Volume	Sample Weight
1X	0 mL	0 mL	0 g

	Signal 1 UV 250-265							Signal 2 UV 358-205								
Compound Name	RT	Response	PPB	Spike Level	%D	Result	Flag	RT	Response	PPB	Spike Level	%D	Result	Flag	Limits(%)	Flag
3,4-Dinitrotoluene	31.33	761	17.3200<	~~2~~ 5	246%	Fails	-13%				5	-100%	Fails		(±15)	45
HMX	35.19	245	5.5200<	5	10%	Acceptable					5	-100%	Fails		(±15)	45
RDX	25.72	219	4.8610<	5	-3%	Acceptable					5	-100%	Fails		(±15)	45
Picric ACID				10	-100%	Fails					10	-100%	Fails		(±15)	
1,3,5-Trinitrobenzene	21.98	333	4.7370<	5	-5%	Acceptable					5	-100%	Fails		(±15)	45
1,3-Dinitrobenzene	19.65	453	4.9430<	5	-1%	Acceptable					5	-100%	Fails		(±15)	45
TETRYL	40.89	451	4.8000<	5	-4%	Acceptable					5	-100%	Fails		(±15)	45
Nitrobenzene	16.89	197	4.7100<	5	-6%	Acceptable					5	-100%	Fails		(±15)	45
2,4,6-Trinitrotoluene	33.10	366	5.4590<	5	9%	Acceptable	M				5	-100%	Fails		(±15)	45
4-AM-2,6-DNT	29.67	338	4.5480<	5	-9%	Acceptable					5	-100%	Fails		(±15)	45
2-AM-4,6-DNT	29.34	366	4.4310<	5	-11%	Acceptable					5	-100%	Fails		(±15)	45
2,6-Dinitrotoluene	27.42	248	4.6940<	5	-6%	Acceptable					5	-100%	Fails		(±15)	45
2,4-Dinitrotoluene	26.58	412	5.0360<	5	1%	Acceptable					5	-100%	Fails		(±15)	45
2-Nitrotoluene	22.84	538	20.8800<	10	109%	Fails	high - not needed				10	-100%	Fails		(±15)	45
4-Nitrotoluene				10	-100%	Fails					10	-100%	Fails		(±15)	
3-Nitrotoluene	23.45	166	5.0480<	5	1%	Acceptable					5	-100%	Fails		(±15)	45
Nitroglycerin				5	-100%	Fails		38.80	1129	18.4200<	~~20~~ 5	268%	Fails	~5%	(±15)	45
PETN				5	-100%	Fails		49.18	2057	19.0000<	~~20~~ 5	280%	Fails	~5%	(±15)	45
3,5-Dinitroaniline	25.21	343	4.7650<	5	-5%	Acceptable					5	-100%	Fails		(±15)	45
EGDN				5	-100%	Fails		18.14	796	17.6100	5	252%	Fails		(±15)	45

Notes M = Manually Integrated

D = Operator Disabled Result

O = Over Calibration Range

Signals Differ by More Than 40%

Signals Differ by More Than 50%

RE-INTEGRATION CODES

1 Poor Peak Shape
2 Poor Peak Resolution
3 Peak Not Integrated
4 Sample Matrix Interference
5 Column Bleed
6 Instrument Noise
7 Baseline Correction
8 Other (reason must be stated)

ALL RE-INTEGRATIONS MUST BE INITIALED, DATED AND CODED

4/11/09

Printed: 4/11/2009 11:00 AM

TestAmerica West Sacramento

Method 8330

Data file : \\Terastation\share\GCdata\LC9.I\04102009.B\C-000004.d
Lab Smp Id: MRL_1 09GCSV0057 50
Inj Date : 10-APR-2009 19:08
Operator : fhk Inst ID: LC9.i
Smp Info : MRL_1 09GCSV0057 50/20/20/20/20ng/ml;2
Misc Info : ;1; ; ; ;3;CAL.sub; ;0;1
Comment : SOP SAC-LC-0009
Method : \\Terastation\share\GCdata\LC9.I\04102009.B\8330CNAB.M
Meth Date : 11-Apr-2009 09:30 kenneyf Quant Type: AREA%
Cal Date : 27-SEP-2008 13:24 Cal File: C-000003.d
Als bottle: 5 Continuing Calibration Sample
Dil Factor: 1.00000
Integrator: HP Genie Compound Sublist: CAL.sub
Target Version: 4.14
Processing Host: SACP307FK

RT	AREA	HEIGHT	HT/AREA	% HEIGHT			COMPOUNDS
16.895	29075	197	0.007	3.39		10	Nitrobenzene
19.651	67987	453	0.007	7.80		7	1,3-Dinitrobenzene
21.977	52835	333	0.006	5.73		6	1,3,5-Trinitrobenze
22.843	80884	538	0.007	9.26		17	2-Nitrotoluene
23.454	21403	166	0.008	2.85		19	3-Nitrotoluene
25.212	45719	343	0.008	5.90		8	3,5-Dinitroaniline
25.722	26002	219	0.008	3.77		3	RDX
26.585	58602	412	0.007	7.09		16	2,4-Dinitrotoluene
27.421	34526	248	0.007	4.27		15	2,6-Dinitrotoluene
29.344	44617	366	0.008	6.30		14	2-AM-4,6-DNT
29.669	32751	338	0.010	5.82		13	4-AM-2,6-DNT
31.326	113661	761	0.007	13.22	$	1	3,4-Dinitrotoluene
33.103	42463	366	0.009	6.30		12	2,4,6-Trinitrotolue
35.188	32512	245	0.008	4.21		2	HMX
40.894	46037	451	0.010	7.76		9	TETRYL
42.726	4780	21	0.004	0.36			
44.076	9554	58	0.006	0.99			
44.703	2512	39	0.016	0.67			
45.527	4351	29	0.007	0.49			
46.259	5414	48	0.009	0.82			
46.941	2731	30	0.011	0.51			
47.839	5294	27	0.005	0.46			
48.587	5692	34	0.006	0.58			
49.967	13826	45	0.003	0.77			
50.915	8572	40	0.005	0.68			
	791800	5807		100.000			

Total unknown % height = 6.330

RE-INTEGRATION CODES

1 Poor Peak Shape
2 Poor Peak Resolution
3 Peak Not Integrated
4 Sample Matrix Interference
5 Column Bleed
6 Instrument Noise
7 Baseline Correction
8 Other (reason must be stated)

ALL RE-INTEGRATIONS MUST BE INITIALED, DATED AND CODED

4/11/09

Data File: \\Terastation\share\GCdata\LC9.I\04102009.B\C-000004.d
Date : 10-APR-2009 19:08
Client ID:
Sample Info: MRL_1 09GCSV0057 50/20/20/20/20ng/ml;2

Instrument: LC9.i
Operator: fhk
Column diameter: 4.60

Column phase: Agilent ZorbaxSyano

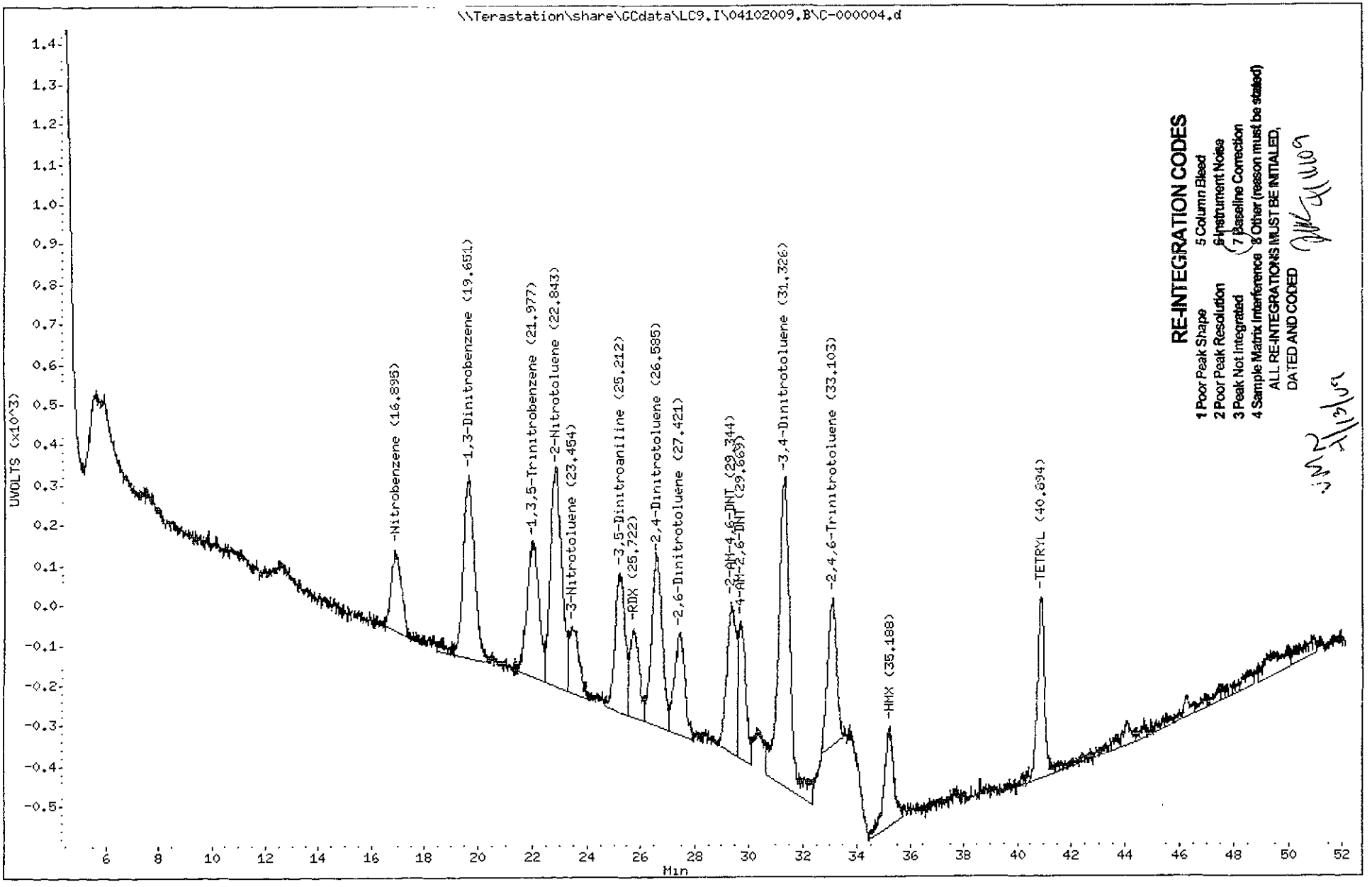

North Canton

TestAmerica West Sacramento

C-000004.D

Chromatography Summary

Injection Date: 4/10/2009 19 08 Operator: fnk

DataFile: LC9 I\04102009 B\C-000004 D Vial Num: 5

Instrument ID: LC9

Method 8330 Target Analyte Results

Sample : **MRL_1 09GCSV0057 50/20/20/20/20ng/ml**

Method File: LC9 I\04102009 B\8330CNAB M

Start Cal Date: 9/26/2008 15 03 End Cal Date: 9/27/2008 13 24

Dilution Factor	Extract Volume	Sample Volume	Sample Weight
1X	0 mL	0 mL	0 g

Matrix: NONE SubList: CAL sub SpikeList:

Samp. Info: MRL_1 09GCSV0057 50/20/20/20/20ng/ml;2

Misc. Info: ,1, ; , ,3,CAL sub, ,0,1

	Signal 1 UV 250-265							Signal 2 UV 358-205								
Compound Name	RT	Response	PPB	Spike Level	%D	Result	Flag	RT	Response	PPB	Spike Level	%D	Result	Flag	Limits(%)	Flag
3,4-Dinitrotoluene	31.33	761	17.3200<	5	246%	Fails					5	-100%	Fails		(±15)	45
HMX	35 19	245	5 5200<	5	10%	Acceptable					5	-100%	Fails		(±15)	45
RDX	25 72	219	4 8610<	5	-3%	Acceptable					5	-100%	Fails		(±15)	45
Picric ACID				10	-100%	Fails					10	-100%	Fails		(±15)	
1,3,5-Trinitrobenzene	21 98	333	4 7370<	5	-5%	Acceptable					5	-100%	Fails		(±15)	45
1,3-Dinitrobenzene	19.65	453	4 9430<	5	-1%	Acceptable					5	-100%	Fails		(±15)	45
TETRYL	40.89	451	4 8000<	5	-4%	Acceptable					5	-100%	Fails		(±15)	45
Nitrobenzene	16.89	197	4 7100<	5	-6%	Acceptable					5	-100%	Fails		(±15)	45
2,4,6-Trinitrotoluene	33.08	525	7.8300<	5	57%	Fails					5	-100%	Fails		(±15)	45
4-AM-2,6-DNT	29.67	338	4 5480<	5	-9%	Acceptable					5	-100%	Fails		(±15)	45
2-AM-4,6-DNT	29 34	366	4 4310<	5	-11%	Acceptable					5	-100%	Fails		(±15)	45
2,6-Dinitrotoluene	27.42	248	4 6940<	5	-6%	Acceptable					5	-100%	Fails		(±15)	45
2,4-Dinitrotoluene	26 58	412	5 0360<	5	1%	Acceptable					5	-100%	Fails		(±15)	45
2-Nitrotoluene	22.84	538	20.8800<	10	109%	Fails					10	-100%	Fails		(±15)	45
4-Nitrotoluene				10	-100%	Fails					10	-100%	Fails		(±15)	
3-Nitrotoluene	23 45	166	5.0480<	5	1%	Acceptable					5	-100%	Fails		(±15)	45
Nitroglycerin				5	-100%	Fails		38.80	1129	18.4200<	5	268%	Fails		(±15)	45
PETN				5	-100%	Fails		49.18	2057	19.0000<	5	280%	Fails		(±15)	45
3,5-Dinitroaniline	25.21	343	4 7650<	5	-5%	Acceptable					5	-100%	Fails		(±15)	45
EGDN				5	-100%	Fails		18.14	796	17.6100	5	252%	Fails		(±15)	45

Notes:
M = Manually Integrated
D = Operator Disabled Result
O = Over Calibration Range

Signals Differ by More Than 40%
Signals Differ by More Than 50%

See reintegration.

Printed: 4/11/2009 9:20 AM

TestAmerica West Sacramento

Method 8330

Data file : \\Terastation\share\GCdata\LC9.I\04102009.B\C-000004.D
Lab Smp Id: MRL_1 09GCSV0057 50
Inj Date : 10-APR-2009 19:08
Operator : fhk Inst ID: LC9.i
Smp Info : MRL_1 09GCSV0057 50/20/20/20/20ng/ml;2
Misc Info : ;1; ; ; ;3;CAL.sub; ;0;1
Comment : SOP SAC-LC-0009
Method : \\Terastation\share\GCdata\LC9.I\04102009.B\8330CNAB.m
Meth Date : 10-Apr-2009 20:06 tap Quant Type: AREA%
Cal Date : 27-SEP-2008 13:24 Cal File: C-000003.d
Als bottle: 5 Continuing Calibration Sample
Dil Factor: 1.00000
Integrator: HP Genie Compound Sublist: CAL.sub
Target Version: 4.14
Processing Host: SACP307WW

RT	AREA	HEIGHT	HT/AREA	% HEIGHT			COMPOUNDS
16.895	29075	197	0.007	3.16		10	Nitrobenzene
19.651	67987	453	0.007	7.28		7	1,3-Dinitrobenzene
21.977	52835	333	0.006	5.35		6	1,3,5-Trinitrobenze
22.843	80884	538	0.007	8.65		17	2-Nitrotoluene
23.454	21403	166	0.008	2.67		19	3-Nitrotoluene
25.212	45719	343	0.008	5.51		8	3,5-Dinitroaniline
25.722	26002	219	0.008	3.52		3	RDX
26.585	58602	412	0.007	6.62		16	2,4-Dinitrotoluene
27.421	34526	248	0.007	3.99		15	2,6-Dinitrotoluene
29.344	44617	366	0.008	5.88		14	2-AM-4,6-DNT
29.669	32751	338	0.010	5.43		13	4-AM-2,6-DNT
31.326	113661	761	0.007	12.39	$	1	3,4-Dinitrotoluene
33.082	92440	525	0.006	8.44		12	2,4,6-Trinitrotolue
33.740	42581	249	0.006	4.00			
35.188	32512	245	0.008	3.94		2	HMX
40.894	46037	451	0.010	7.25		9	TETRYL
42.726	4780	21	0.004	0.33			
44.076	9554	58	0.006	0.93			
44.703	2512	39	0.016	0.62			
45.527	4351	29	0.007	0.46			
46.259	5414	48	0.009	0.77			
46.941	2731	30	0.011	0.48			
47.839	5294	27	0.005	0.43			
48.587	5692	34	0.006	0.54			
49.967	13826	45	0.003	0.72			
50.915	8572	40	0.005	0.64			
	884358	6215		100.000			

Total unknown % height = 9.920

See reintegration.

Data File: \\Terastation\share\GCdata\LC9.I\04102009.B\C-000004.D
Date : 10-APR-2009 19:08
Client ID:
Sample Info: MRL_1 09GCSV0057 50/20/20/20/20ng/ml;2

Instrument: LC9.i
Operator: fhk
Column phase: Agilent ZorbaxCyano
Column diameter: 4.60

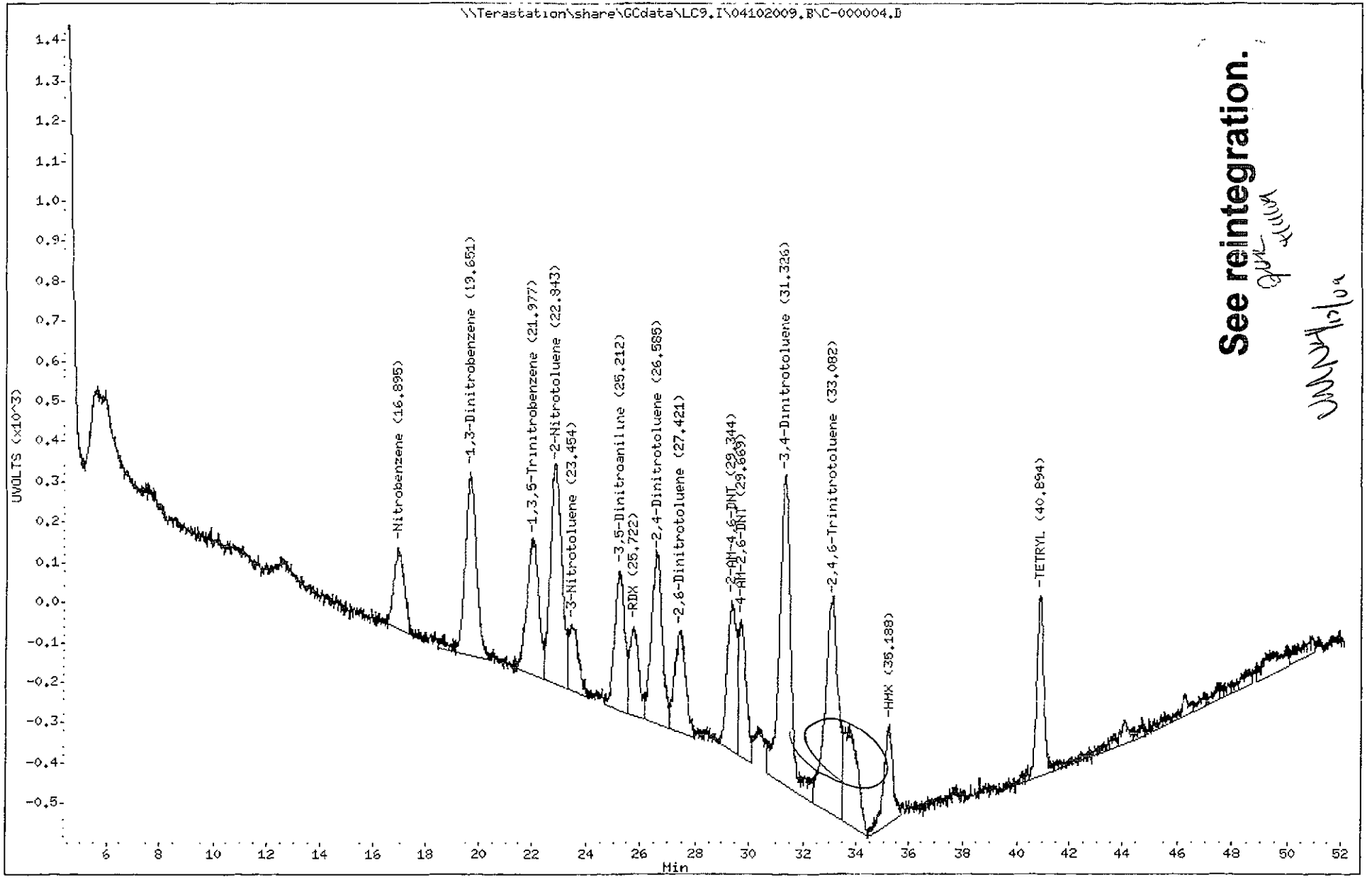

TestAmerica West Sacramento

Method 8330

Data file : \\Terastation\share\GCdata\LC9.I\04102009.B\C-000004.D\C-000004.
Lab Smp Id: MRL_1 09GCSV0057 50
Inj Date : 10-APR-2009 19:08
Operator : fhk Inst ID: LC9.i
Smp Info : MRL_1 09GCSV0057 50/20/20/20/20ng/ml;2
Misc Info : ;1; ; ; ;3;CAL.sub; ;0;1
Comment : SOP SAC-LC-0009
Method : \\Terastation\share\GCdata\LC9.I\04102009.B\8330CNAB.M\8330CN2.m
Meth Date : 10-Apr-2009 20:06 tap Quant Type: AREA%
Cal Date : 27-SEP-2008 13:24 Cal File: C-000003.d
Als bottle: 5 Continuing Calibration Sample
Dil Factor: 1.00000
Integrator: HP Genie Compound Sublist: CAL.sub
Target Version: 4.14
Processing Host: SACP307WW

RT	AREA	HEIGHT	HT/AREA	% HEIGHT	COMPOUNDS
18.144	65648	796	0.012	17.65	4 EGDN
38.795	124285	1129	0.009	25.04	11 Nitroglycerin
40.900	32910	526	0.016	11.66	
49.182	122352	2057	0.017	45.65	20 PETN
	345195	4508		100.000	

Total unknown % height = 11.66

Data File: \\Terastation\share\GCdata\LC9.I\04102009.B\C-000004.D\C-000004.D
Date : 10-APR-2009 19:08
Client ID:
Sample Info: MRL_1 09GCSV0057 50/20/20/20/20ng/ml;2

Instrument: LC9.i
Operator: fhk
Column diameter: 4.60

Column phase: Agilent ZorbaxCyano

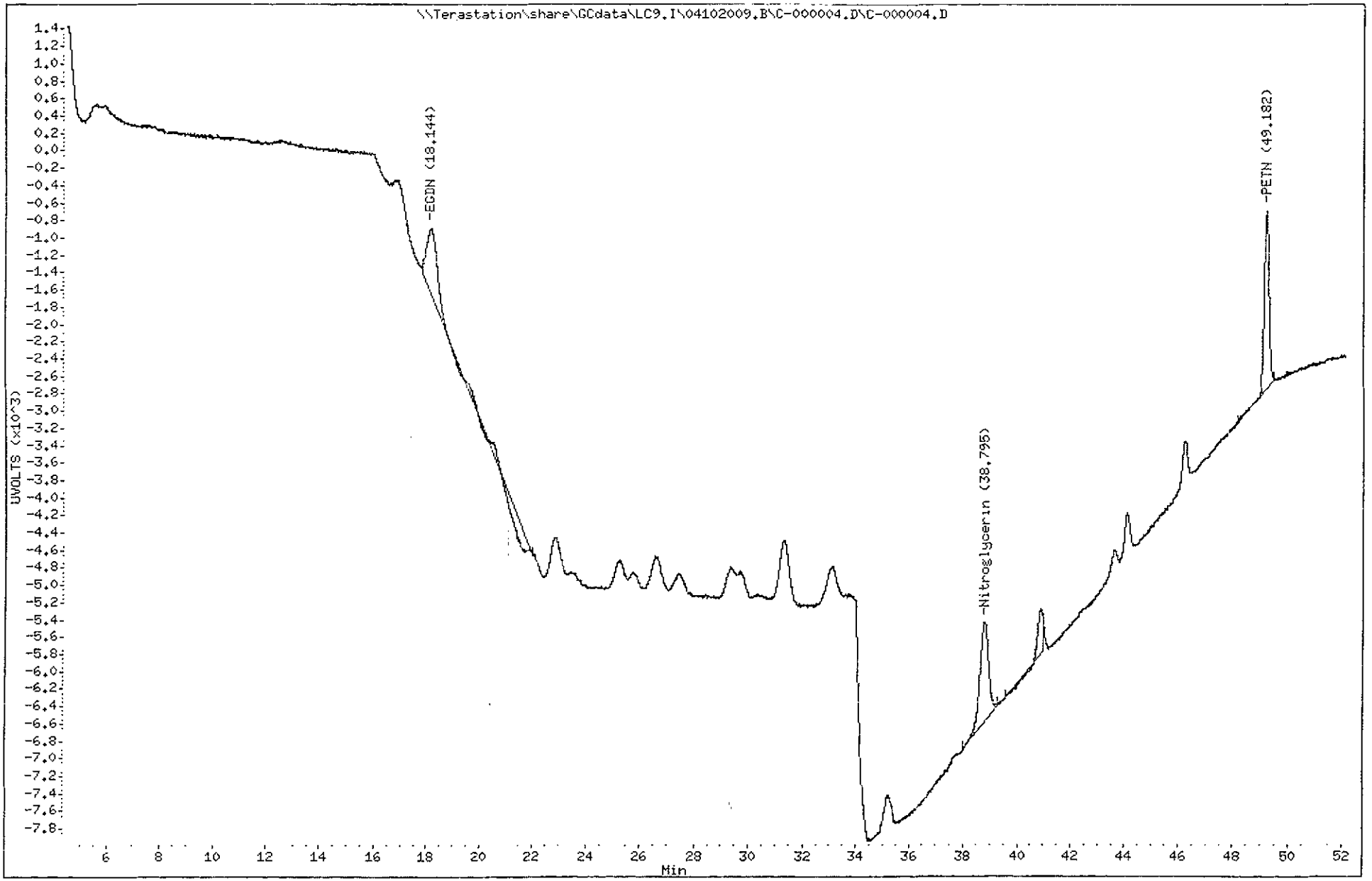

4070

North Canton

TestAmerica West Sacramento
GC/LC INSTRUMENT LOG

Inst ID: LC10 Batch ID: 04072009
Method : Method 8330 Test : SOP SAC-LC-0009
ICAL Date: See Calibration Report

Date	Time	Operator	Sample ID	File ID	Vol or Wt	Extract Vol	Diln	Comments
07-APR-2009	18:50	fhk	Primer	A-000001.	0 g	0 mL	1	
07-APR-2009	19.41	fhk	Primer	A-000002	0 g	0 mL	1	
07-APR-2009	20.31	fhk	STD_5 09GCSV0052 2K/ 1/ 1/ 1/	A-000003	0 g	0 mL	1	
07-APR-2009	21:22	fhk	K9J701AA 9093288 G9D030000-288	A-000004	10 g	80 mL	1	
07-APR-2009	22 12	fhk	K9J701AC 9093288 G9D030000-288	A-000005.	10 g	80 mL	1	
07-APR-2009	23 03	fhk	K83CR2AG 9093288 G9C240231-13	A-000006.	10 g	80 mL	1	
07-APR-2009	23:53	fhk	K9EL31AC 9093288 G9D010148-1 1	A-000007.	10 01 g	80 mL	1	
08-APR-2009	00:44	fhk	K9EL31CC 9093288 G9D010148-1 S	A-000008.	10 g	80 mL	1	
08-APR-2009	01:34	fhk	K9EL31CD 9093288 G9D010148-1 D	A-000009	10 g	80 mL	1	
08-APR-2009	02:25	fhk	K9EL71AN 9093288 G9D010148-2 1	A-000010	10 g	80 mL	1	
08-APR-2009	03.15	fhk	K9EL81AN 9093288 G9D010148-3 1	A-000011.	10.02 g	80 mL	1	
08-APR-2009	04:06	fhk	STD_6 09GCSV0054 .5K/ 2/.2/.2/	A-000012.	0 g	0 mL	1	
08-APR-2009	04:57	fhk	K9FM21AA 9091508 G9D010000-508	A-000013	2 g	40 mL	1	
08-APR-2009	05:47	fhk	K9FM21AC 9091508 G9D010000-508	A-000014	2 g	40 mL	1	
08-APR-2009	06.38	fhk	K87GF1AA 9091508 C9C260266-1 1	A-000015.	2 01 g	40 mL	1	
08-APR-2009	07:28	fhk	K87GK1AA 9091508 C9C260266-2 1	A-000016.	2 g	40 mL	1	
08-APR-2009	08 19	fhk	K87GL1AA 9091508 C9C260266-3 1	A-000017	2 03 g	40 mL	1	
08-APR-2009	09:09	fhk	K87GN1AA 9091508 C9C260266-4 1	A-000018.	1 97 g	40 mL	1	
08-APR-2009	10:00	fhk	K87GP1AA 9091508 C9C260266-5 1	A-000019.	2 g	40 mL	1	
08-APR-2009	10:51	fhk	K87GQ1AA 9091508 C9C260266-6 1	A-000020.	1.99 g	40 mL	1	
08-APR-2009	11:41	fhk	K87GT1AA 9091508 C9C260266-7 1	A-000021.	2.04 g	40 mL	1	
08-APR-2009	12.32	fhk	K87GW1AA 9091508 C9C260266-8 1	A-000022.	2.01 g	40 mL	1	
08-APR-2009	13:23	fhk	STD_5 09GCSV0052 .2K/ 1/.1/.1/	A-000023.	0 g	0 mL	1	
08-APR-2009	14 13	fhk	K8VX91A4 9091508 C9C200146-1 1	A-000024.	1.98 g	40 mL	1	
08-APR-2009	15.04	fhk	K8V0F1AF 9091508 C9C200146-2 1	A-000025.	2.01 g	40 mL	1	
08-APR-2009	15:54	fhk	K8V0J1AF 9091508 C9C200146-3 1	A-000026.	1.97 g	40 mL	1	
08-APR-2009	16:45	fhk	K8V0K1A9 9091508 C9C200146-4 1	A-000027.	2.01 g	40 mL	1	
08-APR-2009	17:36	fhk	K8V0R1AF 9091508 C9C200146-5 1	A-000028.	2 01 g	40 mL	1	
08-APR-2009	18:26	fhk	K8V0T1AF 9091508 C9C200146-6 1	A-000029.	1.99 g	40 mL	1	
08-APR-2009	19.17	fhk	K8V0T1CQ 9091508 C9C200146-6 S	A-000030.	2 g	40 mL	1	
08-APR-2009	20.08	fhk	K8V0T1CR 9091508 C9C200146-6 D	A-000031.	2.01 g	40 mL	1	
08-APR-2009	20.58	fhk	K8V001A8 9091508 C9C200146-7 1	A-000032	1.99 g	40 mL	1	
08-APR-2009	21.49	fhk	K8V031AF 9091508 C9C200146-8 1	A-000033	2 g	40 mL	1	
08-APR-2009	22:39	fhk	STD_5 09GCSV0052 .2K/.1/.1/.1/	A-000034	0 g	0 mL	1	
08-APR-2009	23:30	fhk	K8V051AF 9091508 C9C200146-9 1	A-000035.	2.01 g	40 mL	1	
09-APR-2009	00:21	fhk	K8V081AF 9091508 C9C200146-10	A-000036.	1 99 g	40 mL	1	
09-APR-2009	01.11	fhk	K8V091AF 9091508 C9C200146-11	A-000037.	2 g	40 mL	1	
09-APR-2009	02:02	fhk	K86JG1ADL 9085255 LCSD RI 1X	A-000038.	1000 mL	20 mL	1	
09-APR-2009	02:52	fhk	K9CT01ADL 9090203 LCS RI 1X	A-000039	1000 mL	20 mL	1	
09-APR-2009	03:43	fhk	K83PD1AC 9085256 G9C240292-1 5	A-000040.	1000 mL	20 mL	5	
09-APR-2009	04:33	fhk	K9MCL1AA 9096130 G9D060000-130	A-000041.	1000 mL	20 mL	1	
09-APR-2009	05 24	fhk	K9MCL1AC 9096130 G9D060000-130	A-000042	1000 mL	20 mL	1	
09-APR-2009	06.14	fhk	K9E6F1AA 9096130 A9D010211-1 1	A-000043	1039.13 mL	20 mL	1	
09-APR-2009	07:05	fhk	K9E6F1AC 9096130 A9D010211-1 S	A-000044.	1038.84 mL	20 mL	1	
09-APR-2009	07:55	fhk	STD_5 09GCSV0052 2K/.1/ 1/.1/	A-000045.	0 g	0 mL	1	
09-APR-2009	08:46	fhk	MRL_1 09GCSV0057 20/5/20/20/20	A-000046.	0 g	0 mL	1	
09-APR-2009	09 36	fhk	K9E6F1AD 9096130 A9D010211-1 D	A-000047.	1029 93 mL	20 mL	1	
09-APR-2009	10:28	fhk	K9E6T1AA 9096130 A9D010211-3 1	A-000048	1020.03 mL	20 mL	1	
09-APR-2009	11:19	fhk	K9E621AA 9096130 A9D010211-5 1	A-000049	1021.12 mL	20 mL	1	
09-APR-2009	12.09	fhk	K9E641AA 9096130 A9D010211-6 1	A-000050.	1010.64 mL	20 mL	1	

Sequence continued on next page

TestAmerica West Sacramento

A-000046.D

Chromatography Summary

Injection Date: 4/9/2009 8 46 Operator: fhk

DataFile: LC10.I\04072009 B\A-000046.D Vial Num: 7

Instrument ID: LC10

Method 8330 Target Analyte Results

MDL check

Sample : **MRL_1 09GCSV0057 20/5/20/20/20ng/ml**

Method File: LC10 I\04072009 B\8330AB M

Start Cal Date: 9/27/2008 13 52 End Cal Date: 9/27/2008 19:47

Dilution Factor	Extract Volume	Sample Volume	Sample Weight
1X	0 mL	0 mL	0 g

Matrix: NONE SubList: CAL sub SpikeList:

Samp. Info: MRL_1 09GCSV0057 20/5/20/20/20ng/ml;2

Misc. Info: ,1, , , ,3.CAL sub, ,0;1

	Signal 1 UV 250-265							Signal 2 UV 358-205								
Compound Name	RT	Response	PPB	Spike Level	%D	Result	Flag	RT	Response	PPB	Spike Level	%D	Result	Flag	Limits(%)	Flag
3,4-Dinitrotoluene	17.71	889	18.7900<	~~5~~ 20	276%	Fails	-60%	17.72	1785	18.9700	~~5~~ 20	279%	Fails	-50%	(±15)	
HMX	5 20	588	4 6900<	5	-6%	Acceptable					5	-100%	Fails		(±15)	45
RDX	7 71	352	4.3020<	5	-14%	Acceptable					5	-100%	Fails		(±15)	45
Picric ACID	8.91	4392	52.0300	~~50~~ 10	420%	Fails	40%	8.91	6393	51.5700<	~~50~~ 10	416%	Fails	30%	(±15)	
1,3,5-Trinitrobenzene	10 02	768	5 0990<	5	2%	Acceptable					5	-100%	Fails		(±15)	45
1,3-Dinitrobenzene	13 01	723	4 9990<	5	0%	Acceptable					5	-100%	Fails		(±15)	45
TETRYL	13.97	488	4 7930<	5	-4%	Acceptable	M				5	-100%	Fails		(±15)	45
Nitrobenzene	14 86	328	5 0750<	5	2%	Acceptable					5	-100%	Fails		(±15)	45
2,4,6-Trinitrotoluene	16.20	463	5 1990<	5	4%	Acceptable					5	-100%	Fails		(±15)	45
4-AM-2,6-DNT	17 12	344	5 3030<	5	6%	Acceptable					5	-100%	Fails		(±15)	45
2-AM-4,6-DNT	18.15	411	5 5950<	5	12%	Acceptable					5	-100%	Fails		(±15)	45
2,6-Dinitrotoluene	19 89	289	5.3940<	5	8%	Acceptable					5	-100%	Fails		(±15)	45
2,4-Dinitrotoluene	20 59	440	5.1640<	5	3%	Acceptable					5	-100%	Fails		(±15)	45
2-Nitrotoluene	24.30	183	5 1300<	5	3%	Acceptable	M				5	-100%	Fails		(±15)	45
4-Nitrotoluene	26.03	229	5.2360<	5	5%	Acceptable					5	-100%	Fails		(±15)	45
3-Nitrotoluene	28 04	210	4 8710<	5	-3%	Acceptable					5	-100%	Fails		(±15)	45
Nitroglycerin				5	-100%	Fails		15.42	1510	20.2200<	~~5~~ 20	304%	Fails	40%	(±15)	45
PETN				5	-100%	Fails		29.52	852	22.1800<	~~5~~ 20	344%	Fails	40% M	(±15)	45
3,5-Dinitroaniline	13.72	451	4 6520<	5	-7%	Acceptable	M				5	-100%	Fails		(±15)	45
EGDN				5	-100%	Fails					5	-100%	Fails		(±15)	

Notes:
M = Manually Integrated
D = Operator Disabled Result
O = Over Calibration Range

Signals Differ by More Than 40%
Signals Differ by More Than 50%

RE-INTEGRATION CODES

1 Poor Peak Shape
2 Poor Peak Resolution
3 Peak Not Integrated
4 Sample Matrix Interference
5 Column Bleed
6 Instrument Noise
7 Baseline Correction
8 Other (reason must be stated)

ALL RE-INTEGRATIONS MUST BE INITIALED, DATED AND CODED

4/9/09

Printed: 4/9/2009 1.11 PM

TestAmerica West Sacramento

Method 8330

Data file : \\Terastation\share\GCdata\LC10.I\04072009.B\A-000046.d
Lab Smp Id: MRL_1 09GCSV0057 20
Inj Date : 09-APR-2009 08:46
Operator : fhk Inst ID: LC10.i
Smp Info : MRL_1 09GCSV0057 20/5/20/20/20ng/ml;2
Misc Info : ;1; ; ; ;3;CAL.sub; ;0;1
Comment : SOP SAC-LC-0009
Method : \\Terastation\share\GCdata\LC10.I\04072009.B\8330AB.M
Meth Date : 09-Apr-2009 09:46 kenneyf Quant Type: AREA%
Cal Date : 27-SEP-2008 19:47 Cal File: A-000011.d
Als bottle: 7 Continuing Calibration Sample
Dil Factor: 1.00000
Integrator: Falcon+ Compound Sublist: CAL.sub
Target Version: 4.14
Processing Host: SACP307FK

RT	AREA	HEIGHT	HT/AREA	% HEIGHT		COMPOUNDS
5.204	3438	588	0.171	4.97		2 HMX
7.714	3698	352	0.095	2.97		3 RDX
8.914	63402	4392	0.069	37.26		5 Picric ACID
10.021	10575	768	0.073	6.49		6 1,3,5-Trinitrobenz
13.008	12189	723	0.059	6.11		7 1,3-Dinitrobenzene
13.721	6253	451	0.072	3.81		8 3,5-Dinitroaniline
13.974	8171	488	0.060	4.12		9 TETRYL
14.864	6257	328	0.052	2.77		10 Nitrobenzene
16.201	9455	463	0.049	3.91		12 2,4,6-Trinitrotolu
17.124	6787	344	0.051	2.90		13 4-AM-2,6-DNT
17.711	18194	889	0.049	7.51	$	1 3,4-Dinitrotoluene
18.148	8840	411	0.046	3.47		14 2-AM-4,6-DNT
19.888	6536	289	0.044	2.44		15 2,6-Dinitrotoluene
20.591	10959	440	0.040	3.72		16 2,4-Dinitrotoluene
21.378	253	38	0.150	0.32		
23.211	113	40	0.356	0.33		
24.301	4916	183	0.037	1.54		17 2-Nitrotoluene
26.031	7266	229	0.032	1.93		18 4-Nitrotoluene
27.168	263	34	0.129	0.28		
28.044	5837	210	0.036	1.77		19 3-Nitrotoluene
30.141	299	27	0.090	0.22		
31.164	834	39	0.047	0.32		
32.638	261	37	0.142	0.31		
33.191	140	25	0.179	0.21		
34.211	389	38	0.098	0.32		
	195325	11826		100.000		

Total unknown % height = 2.310

RE-INTEGRATION CODES
1 Poor Peak Shape 5 Column Bleed
2 Poor Peak Resolution 6 Instrument Noise
3 Peak Not Integrated 7 Baseline Correction
4 Sample Matrix Interference 8 Other (reason must be stated)
ALL RE-INTEGRATIONS MUST BE INITIALED, DATED AND CODED

4/9/09

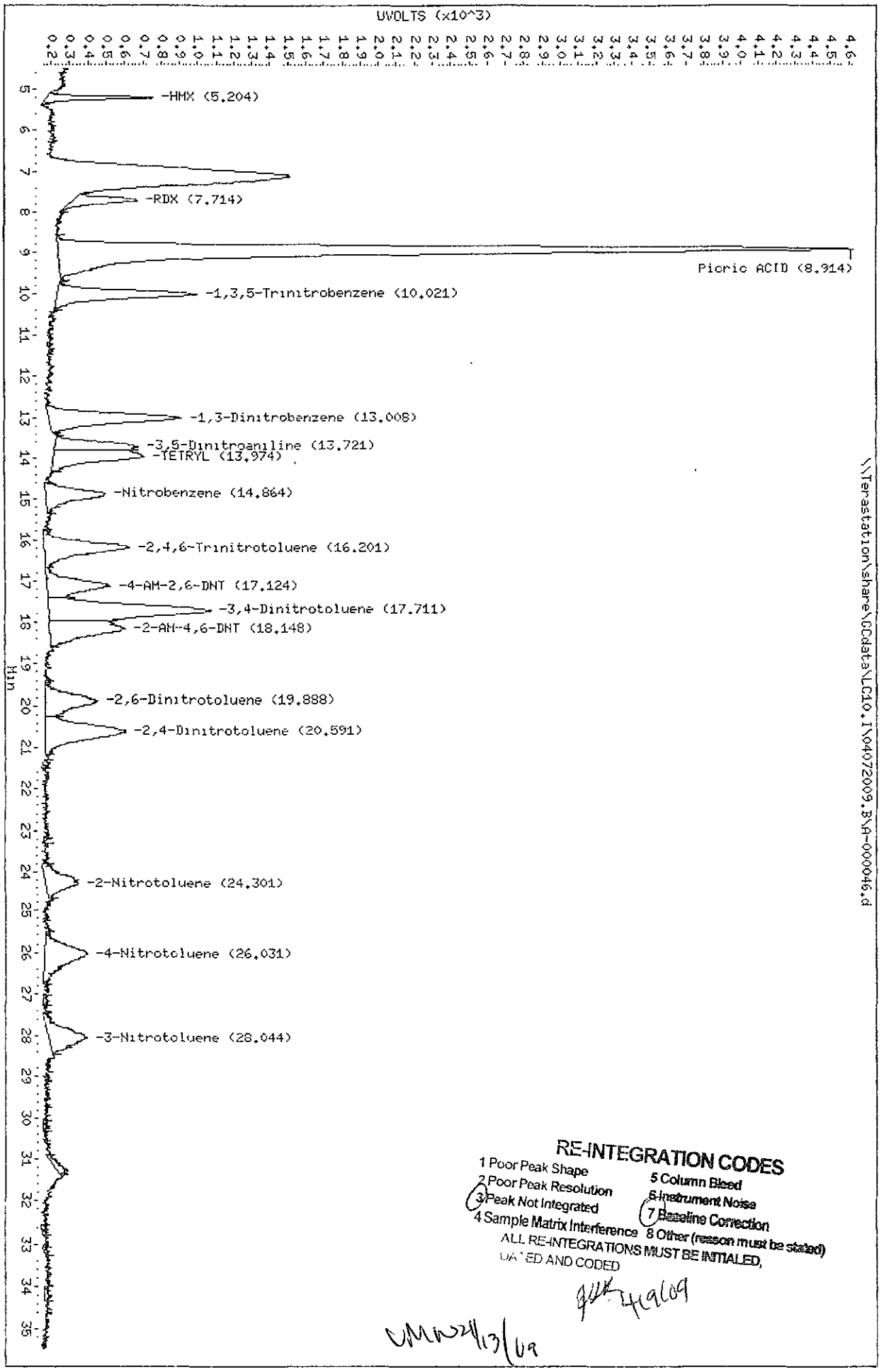

Data File: \\Terastation\share\GCdata\LC10.I\040720O9.B\A-000046.d
Date : 09-APR-2009 08:46
Client ID:
Sample Info: HRL_1 09GCSV0057 20/5/20/20/20mg/ml:2

Instrument: LC10.i

Column phase: SYNERGI HYDRORP C18

Operator: fhk
Column diameter: 4.60

RE-INTEGRATION CODES
1 Poor Peak Shape
2 Poor Peak Resolution
3 Peak Not Integrated
4 Sample Matrix Interference
5 Column Bleed
6 Instrument Noise
7 Baseline Correction
8 Other (reason must be stated)
ALL RE-INTEGRATIONS MUST BE INITIALED, DATED AND CODED

4/9/09

4/13/09

TestAmerica West Sacramento

Method 8330

Data file : \\Terastation\share\GCdata\LC10.I\04072009.B\A-000046.d\A-000046
Lab Smp Id: MRL_1 09GCSV0057 20
Inj Date : 09-APR-2009 08:46
Operator : fhk Inst ID: LC10.i
Smp Info : MRL_1 09GCSV0057 20/5/20/20/20ng/ml;2
Misc Info : ;1; ; ; ;3;CAL.sub; ;0;1
Comment : SOP SAC-LC-0009
Method : \\Terastation\share\GCdata\LC10.I\04072009.B\8330AB.M\83302.m
Meth Date : 09-Apr-2009 09:32 tap Quant Type: AREA%
Cal Date : 27-SEP-2008 19:47 Cal File: A-000011.d
Als bottle: 7 Continuing Calibration Sample
Dil Factor: 1.00000
Integrator: Falcon+ Compound Sublist: CAL.sub
Target Version: 4.14
Processing Host: SACP307FK

RT	AREA	HEIGHT	HT/AREA	% HEIGHT		COMPOUNDS
8.914	88805	6393	0.072	32.21		5 Picric ACID
13.001	8071	450	0.056	2.25		
13.701	10076	321	0.032	1.61		
14.874	10074	602	0.060	3.02		
15.424	26968	1510	0.056	7.57		11 Nitroglycerin
16.188	9603	494	0.051	2.47		
17.108	10718	568	0.053	2.85		
17.721	51877	1785	0.034	8.95	$	1 3,4-Dinitrotoluene
19.871	16353	634	0.039	3.18		
20.598	11958	410	0.034	2.05		
24.208	14168	460	0.032	2.30		
25.261	680	88	0.129	0.44		
25.558	1336	131	0.098	0.65		
26.031	14407	444	0.031	2.22		
27.048	1415	96	0.068	0.48		
27.338	555	93	0.168	0.46		
28.021	27804	637	0.023	3.19		
29.524	29075	852	0.029	4.27		20 PETN
31.298	143197	3505	0.024	17.59		
33.248	206	66	0.320	0.33		
33.514	937	83	0.089	0.41		
33.681	531	77	0.145	0.38		
33.938	890	68	0.076	0.34		
34.211	315	97	0.308	0.48		
35.088	450	60	0.133	0.30		
	480471	19924		100.000		

Total unknown % height = 47.00

RE-INTEGRATION CODES

1 Poor Peak Shape
2 Poor Peak Resolution
3 Peak Not Integrated
4 Sample Matrix Interference
5 Column Bleed
6 Instrument Noise
7 Baseline Correction
8 Other (reason must be stated)

ALL RE-INTEGRATIONS MUST BE INITIALED, DATED AND CODED

Data File: \\Terastation\share\GCdata\LC10.I\04072009.B\A-000046.d\A-000046.d
Date : 09-APR-2009 08:46
Client ID:
Sample Info: MRL_1 09GCSV0057 20/5/20/20/20ng/ml;2

Instrument: LC10.1
Operator: fhk
Column phase: SYNERGI HYDRORP C18
Column diameter: 4.60

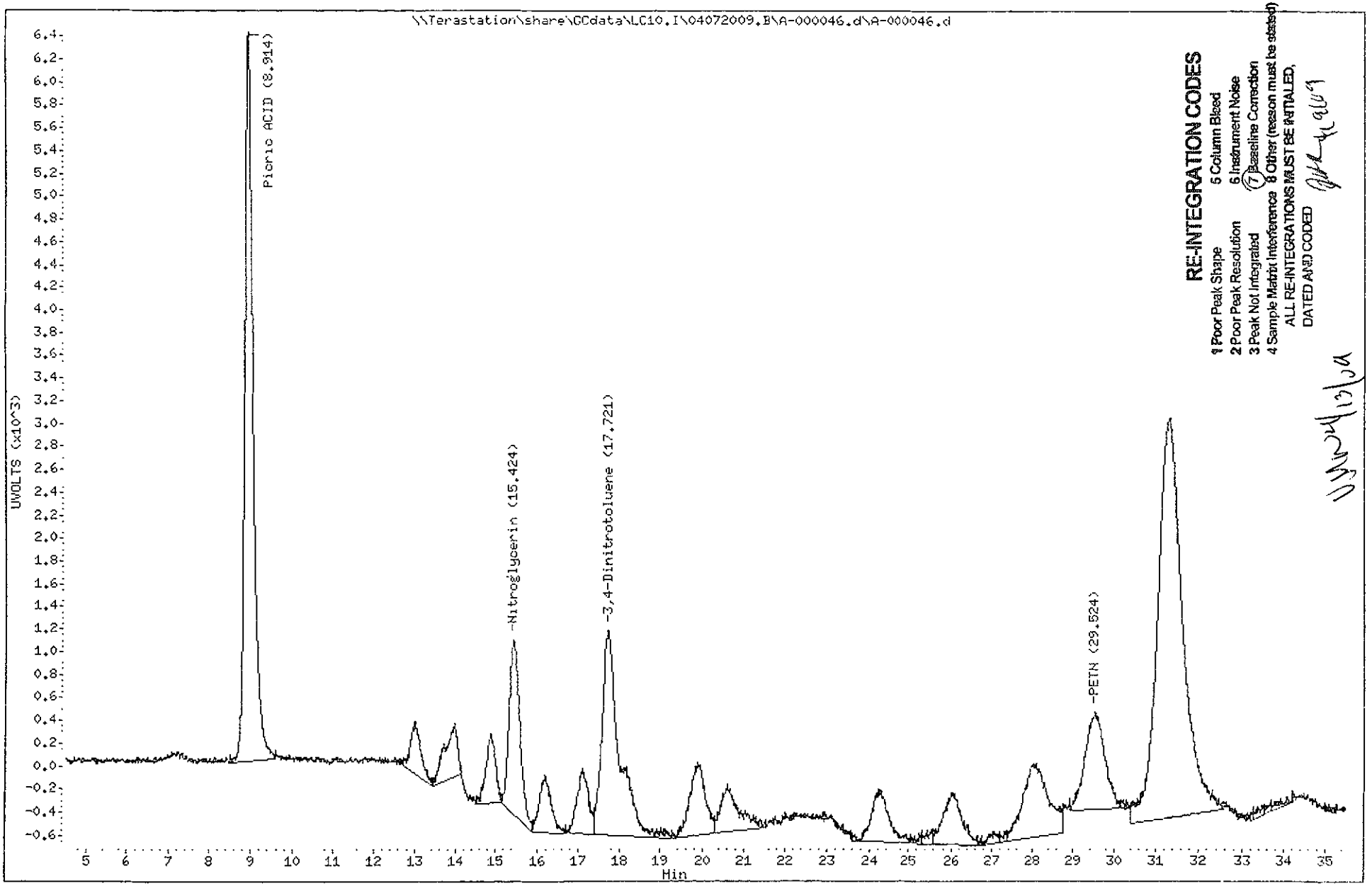

North Canton

TestAmerica West Sacramento

A-000046.D

Chromatography Summary

Method 8330 Target Analyte Results

Injection Date: 4/9/2009 8:46 Operator: fhk

DataFile: LC10 I\04072009 B\A-000046.D Vial Num: 7

Instrument ID: LC10

Sample: **MRL_1 09GCSV0057 20/5/20/20/20ng/ml**

Method File: LC10.I\04072009 B\8330AB.M

Start Cal Date: 9/27/2008 13.52 End Cal Date: 9/27/2008 19.47

Dilution Factor	Extract Volume	Sample Volume	Sample Weight
1X	0 mL	0 mL	0 g

Matrix: NONE SubList: CAL sub SpikeList:

Samp. Info: MRL_1 09GCSV0057 20/5/20/20/20ng/ml,2

Misc. Info: ,1, , , ,3,CAL sub; ;0.1

	Signal 1 UV 250-265							Signal 2 UV 358-205								
Compound Name	RT	Response	PPB	Spike Level	%D	Result	Flag	RT	Response	PPB	Spike Level	%D	Result	Flag	Limits(%)	Flag
3,4-Dinitrotoluene	17.71	889	18.7900<	5	276%	Fails		17.72	1785	18.9700	5	279%	Fails		(±15)	
HMX	5.20	588	4.6900<	5	-6%	Acceptable					5	-100%	Fails		(±15)	45
RDX	7.71	352	4.3020<	5	-14%	Acceptable					5	-100%	Fails		(±15)	45
Picric ACID	8.91	4392	52.0300	10	420%	Fails		8.91	6393	51.5700<	10	416%	Fails		(±15)	
1,3,5-Trinitrobenzene	10.02	768	5.0990<	5	2%	Acceptable					5	-100%	Fails		(±15)	45
1,3-Dinitrobenzene	13.01	723	4.9990<	5	0%	Acceptable					5	-100%	Fails		(±15)	45
TETRYL				5	-100%	Fails					5	-100%	Fails		(±15)	
Nitrobenzene	14.86	328	5.0750<	5	2%	Acceptable					5	-100%	Fails		(±15)	45
2,4,6-Trinitrotoluene	16.20	463	5.1990<	5	4%	Acceptable					5	-100%	Fails		(±15)	45
4-AM-2,6-DNT	17.12	344	5.3030<	5	6%	Acceptable					5	-100%	Fails		(±15)	45
2-AM-4,6-DNT	18.15	411	5.5950<	5	12%	Acceptable					5	-100%	Fails		(±15)	45
2,6-Dinitrotoluene	19.89	289	5.3940<	5	8%	Acceptable					5	-100%	Fails		(±15)	45
2,4-Dinitrotoluene	20.59	440	5.1640<	5	3%	Acceptable					5	-100%	Fails		(±15)	45
2-Nitrotoluene	24.20	123	3.4480<	5	-31%	Fails					5	-100%	Fails		(±15)	45
4-Nitrotoluene	26.03	229	5.2360<	5	5%	Acceptable					5	-100%	Fails		(±15)	45
3-Nitrotoluene	28.04	210	4.8710<	5	-3%	Acceptable					5	-100%	Fails		(±15)	45
Nitroglycerin				5	-100%	Fails		15.42	1510	20.2200<	5	304%	Fails		(±15)	45
PETN				5	-100%	Fails		29.53	1013	26.3700<	5	427%	Fails		(±15)	45
3,5-Dinitroaniline	13.72	297	3.0630<	5	-39%	Fails					5	-100%	Fails		(±15)	45
EGDN				5	-100%	Fails					5	-100%	Fails		(±15)	

Notes: M = Manually Integrated

D = Operator Disabled Result

O = Over Calibration Range

Signals Differ by More Than 40%

Signals Differ by More Than 50%

See reintegration.

4/9/09

Printed: 4/9/2009 9.42 AM

Test America West Sacramento

Method 8330

Data file : \\Terastation\share\GCdata\LC10.I\04072009.B\A-000046.D
Lab Smp Id: MRL_1 09GCSV0057 20
Inj Date : 09-APR-2009 08:46
Operator : fhk Inst ID: LC10.i
Smp Info : MRL_1 09GCSV0057 20/5/20/20/20ng/ml;2
Misc Info : ;1; ; ; ;3;CAL.sub; ;0;1
Comment : SOP SAC-LC-0009
Method : \\Terastation\share\GCdata\LC10.I\04072009.B\8330AB.m
Meth Date : 09-Apr-2009 09:31 tap Quant Type: AREA%
Cal Date : 27-SEP-2008 19:47 Cal File: A-000011.d
Als bottle: 7 Continuing Calibration Sample
Dil Factor: 1.00000
Integrator: Falcon+ Compound Sublist: CAL.sub
Target Version: 4.14
Processing Host: SACP307HPLC

RT	AREA	HEIGHT	HT/AREA	% HEIGHT		COMPOUNDS
5.204	3438	588	0.171	5.28		2 HMX
7.714	3698	352	0.095	3.16		3 RDX
8.914	63402	4392	0.069	39.60		5 Picric ACID
10.021	10575	768	0.073	6.90		6 1,3,5-Trinitrobenz
13.008	12189	723	0.059	6.49		7 1,3-Dinitrobenzene
13.724	6233	297	0.048	2.66		8 3,5-Dinitroaniline
14.864	6257	328	0.052	2.94		10 Nitrobenzene
16.201	9455	463	0.049	4.16		12 2,4,6-Trinitrotolu
17.124	6787	344	0.051	3.09		13 4-AM-2,6-DNT
17.711	18194	889	0.049	7.99	$	1 3,4-Dinitrotoluene
18.148	8840	411	0.046	3.69		14 2-AM-4,6-DNT
19.888	6536	289	0.044	2.59		15 2,6-Dinitrotoluene
20.591	10959	440	0.040	3.95		16 2,4-Dinitrotoluene
21.378	253	38	0.150	0.34		
23.211	113	40	0.356	0.35		
24.204	2458	123	0.050	1.10		17 2-Nitrotoluene
26.031	7266	229	0.032	2.05		18 4-Nitrotoluene
27.168	263	34	0.129	0.30		
28.044	5837	210	0.036	1.88		19 3-Nitrotoluene
30.141	299	27	0.090	0.24		
31.164	834	39	0.047	0.35		
32.638	261	37	0.142	0.33		
33.191	140	25	0.179	0.22		
34.211	389	38	0.098	0.34		
	184676	11124		100.000		

Total unknown % height = 2.470

See reintegration.
4/9/09

Data File: \\Terastation\share\GCdata\LC10.I\04072009.B\A-000046.D
Date : 09-APR-2009 08:46
Client ID:
Sample Info: MRL_1 09GCSV0057 20/5/20/20/20ng/ml;2

Instrument: LC10.i
Operator: fhk
Column diameter: 4.60

Column phase: SYNERGI HYDRORP C18

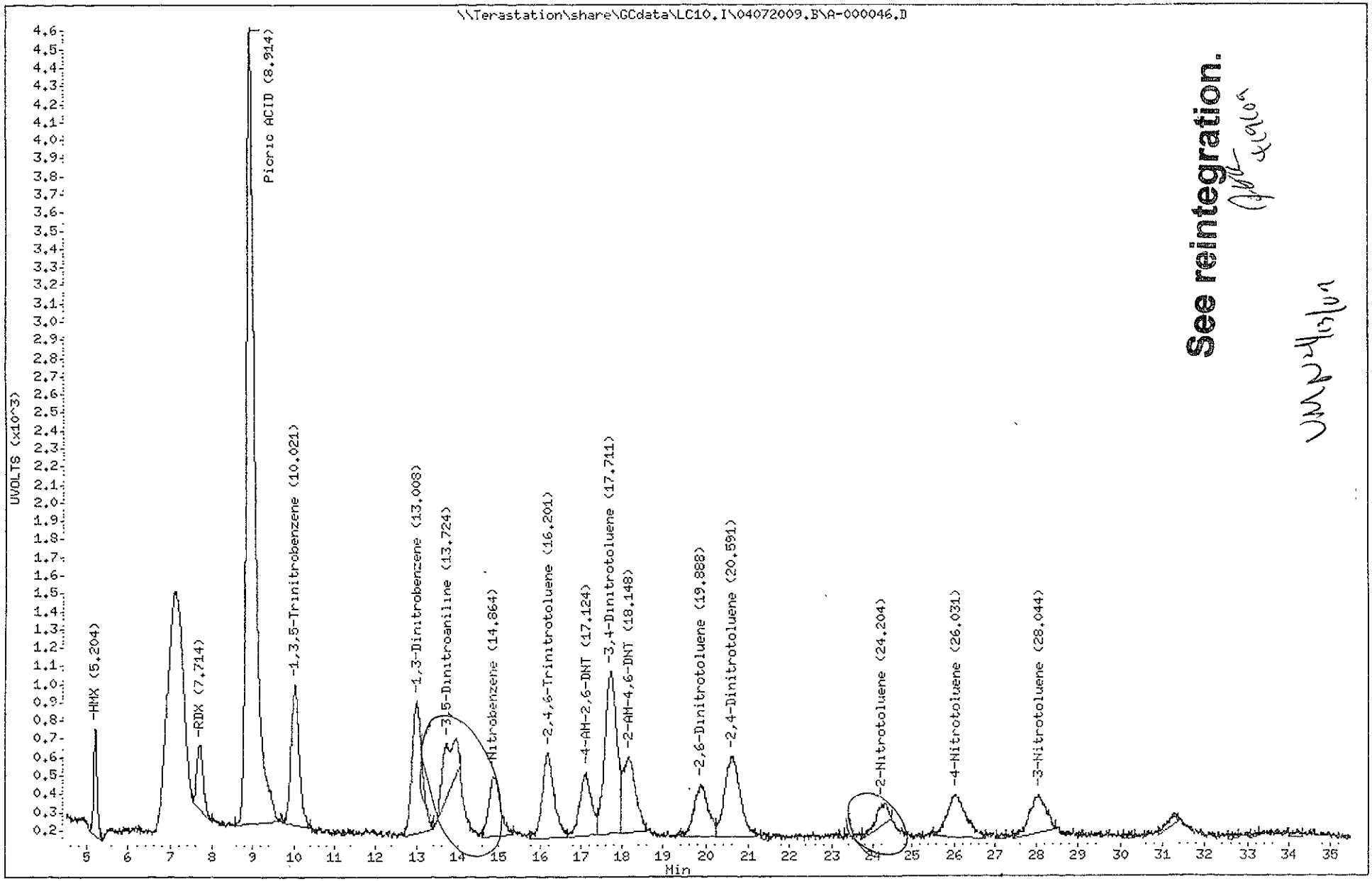

See reintegration.

4079

North Canton

Test America West Sacramento

Method 8330

Data file : \\Terastation\share\GCdata\LC10.I\04072009.B\A-000046.D\A-000046
Lab Smp Id: MRL_1 09GCSV0057 20
Inj Date : 09-APR-2009 08:46
Operator : fhk Inst ID: LC10.i
Smp Info : MRL_1 09GCSV0057 20/5/20/20/20ng/ml;2
Misc Info : ;1; ; ; ;3;CAL.sub; ;0;1
Comment : SOP SAC-LC-0009
Method : \\Terastation\share\GCdata\LC10.I\04072009.B\8330AB.M\83302.m
Meth Date : 09-Apr-2009 09:32 tap Quant Type: AREA%
Cal Date : 27-SEP-2008 19:47 Cal File: A-000011.d
Als bottle: 7 Continuing Calibration Sample
Dil Factor: 1.00000
Integrator: Falcon+ Compound Sublist: CAL.sub
Target Version: 4.14
Processing Host: SACP307HPLC

RT	AREA	HEIGHT	HT/AREA	% HEIGHT		COMPOUNDS
8.914	88805	6393	0.072	31.95		5 Picric ACID
13.001	8071	450	0.056	2.24		
13.701	10076	321	0.032	1.59		
14.874	10074	602	0.060	2.99		
15.424	26968	1510	0.056	7.51		11 Nitroglycerin
16.188	9603	494	0.051	2.45		
17.108	10718	568	0.053	2.82		
17.721	51877	1785	0.034	8.88	$	1 3,4-Dinitrotoluene
19.871	16353	634	0.039	3.15		
20.598	11958	410	0.034	2.04		
24.208	14168	460	0.032	2.29		
25.261	680	88	0.129	0.43		
25.558	1336	131	0.098	0.65		
26.031	14407	444	0.031	2.21		
27.048	1415	96	0.068	0.47		
27.338	555	93	0.168	0.46		
28.021	27804	637	0.023	3.17		
29.528	45436	1013	0.022	5.04		20 PETN
31.298	143197	3505	0.024	17.45		
33.248	206	66	0.320	0.32		
33.514	937	83	0.089	0.41		
33.681	531	77	0.145	0.38		
33.938	890	68	0.076	0.33		
34.211	315	97	0.308	0.48		
35.088	450	60	0.133	0.29		
	496832	20085		100.000		

Total unknown % height = 46.62

See reintegration.
4/9/09

Data File: \\Terastation\share\GCdata\LC10,I\04072009,B\A-000046,D\A-000046,D
Date : 09-APR-2009 08:46
Client ID:
Sample Info: MRL_1 09GCSV0057 20/5/20/20/20ng/ml;2

Instrument: LC10,i
Operator: fhk
Column diameter: 4.60

Column phase: SYNERGI HYDRORP C18

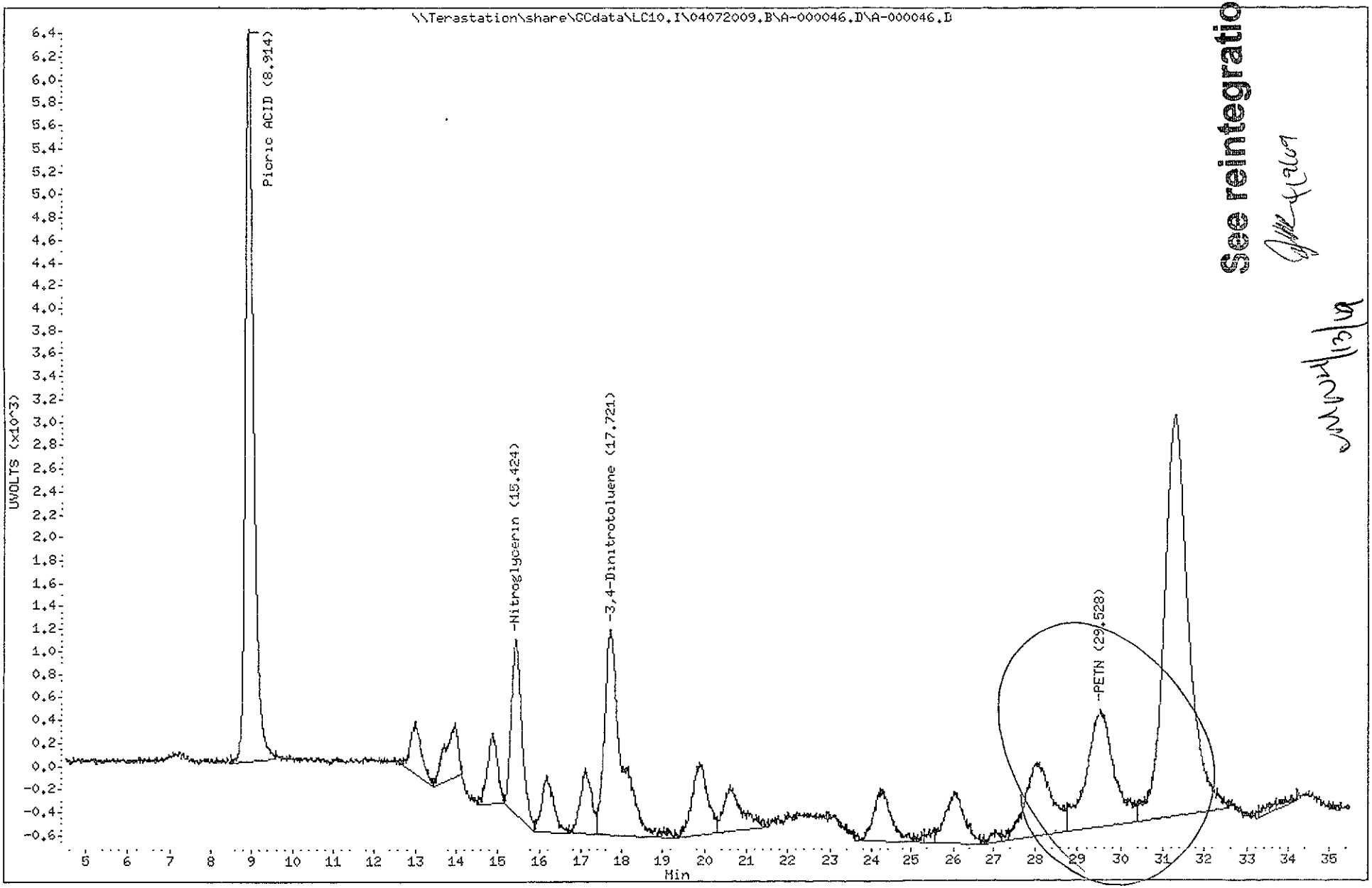

see reintegration.

4081

North Canton

Sample Extraction/Preparation Log Copies and Checklists

TestAmerica
THE LEADER IN ENVIRONMENTAL TESTING

TestAmerica West Sacramento

GC/HPLC Data Review Checklist

Lot ID: A9C310174 **Test:** 8330-L **PM:** MJL

Prep Batch(es) 9092289 **Due Date:** 4/13/09 **NCM:** (Y) N

A. Calibration/Instrument Run QC	Analyst	Reviewer	N/A
1. ICAL or ICAL Summary and CCV included.	—	✓	
2. ICAL, CCV Criteria met.	—	✓	
3. Multiple-eluters (TPH-D, 8081A, 8082) ICAL/CCVs appropriate and within criteria	—	✓	
4. CCVs every 10 samples/12 hours, all samples bracketed front and back.	—	✓	
5. PEM frequency and criteria met.			—
6. Peaks correctly ID'd by data system.	—	✓	
7. Method Number is identified on data.	—	✓	
B. QA/QC			
1. Method blank, LCS/LCSD and MS/SD frequencies met.	—	✓	
2. LCS/LCSD and MB data is included.	—	✓	
3. LCS/LCSD and MB data are within control limits. If not, NCM is present in Clouseau.	—	✓	
4. MS/MSD data complete.	—		✓
5. Holding Times were met.	—	✓	
C. Sample Analysis			
1. Logbook copies for all injections made, including ICV standards and ICAL.	—	✓	
2. Logbooks/prep sheets properly filled out.	—	✓	
3. Manual Integrations reviewed and appropriate.	—	✓	
4. All raw data for samples is included (applies to unused data as well)	—	✓	
5. All analytes correctly reported.	—	✓	
6. Correct reporting limits used. (based on client request, prep factors, and dilutions)	—	✓	
D. Documentation			
1. Are all nonconformances documented appropriately?	—	✓	
2. Quantims entry correct, including dates and times.	—	✓	
3. Appropriate footnotes used.	—	✓	
4. Report sheets included and error-free.	—	✓	

Analyst: _____ Date: 4/11/09

2nd Level Reviewer: J. Nihart Date: 4/13/09

Comments:

BW

4084

TestAmerica West Sacramento
ESC-Extraction Master Sheet

Holding Time Due: 4-3-09 | Project Due: 4-10-09

BATCH #: 9092289 | Initiated By: HA | Date: 4-2-09

Test #: 8330-L | Extn Comp'd By: HA | Date: ~~HA 4-6-09~~ 4-7-09

QC Code	Lab ID	Sample Size / Initial Mass	Final Volume / Final Mass	Difference in Mass
B	MB	See wt sheet		
C	LCS	090402H		
L	LCSD			HA
	A9C310174-02			4-2-09
	A9C310174-03			
	A9C310174-04			
	MD 4-7-09			

SOP No.: WS-LC-0009

EXTRACTION COMMENTS:

QC Codes	Standard Information				
	Volume	STD ID	Exp. Date	STD Name/Conc.	ppm/(ppb)
All	50 ul	086CSV0346	5/29/09	3,4 DNT 50ug/ml	2.5
C, L	20 ul	095CSV0037	7/17/09	8330-DNA 50ug/ml	1.0
C, L	100 ul	095CSV0044	7/17/09	NG/PETN 50ug/ml	5.0

Spiked By / Date: HA 4-2-09 Witnessed By / Date: TP 4/2/09

QC Codes: B = MB, C = LCS, L = LCSD, S = MS, D = SD, FB = Filter Blank

RQC058

TestAmerica Laboratories, Inc.
EXTRACTION BENCH WORKSHEET

Run Date: 4/07/09
Time: 14:17:23

LEV 1	LEV 2		LEV 1	LEV 2	
Y		Blank	Y		Weights/Volumes
Y		Check	Y		Spike & Surrogate Worksheet
		MS/MSD	Y		Vial contains correct volume
			Y		Labels, greenbars, worksheets computer batch: correct & all match
					Anomalies to Extraction Method

	Expanded Deliverable
	COC Completed
Y	Bench Sheet Copied
	Package Submitted to AnalyticalGroup
	Bench Sheet Copied per COC

Extractionist: 000915 Horacio J. Arauz

Concentrationist: 000915 Horacio J. Arauz

****
* *
* QC BATCH: 9092289 *
* *
****

PREP DATE: 4/02/09 10:00
COMP DATE: 4/07/09 12:30

Reviewer/Date: ARAUZH / 4/07/09

Nitroaromatics & Nitramines: Explosives (8330)
EXTRACTION, SOLID PHASE

EXTR EXPR	ANL DUE	LOT#,MSRUN#/ WORK ORDER	TEST FLGS	EXT	MTH	MATRIX	INIT/FIN WT/VOL	PH"S INIT	PH"S ADJ1	PH"S ADJ2	SOLVENTS EXTRACTION	VOL	SOLVENTS EXCHANGE	VOL	SPIKE STANDARD/ SURROGATE ID
4/03/09	4/10/09	A9C310174-002 **K9C69-1-AF**	DR	20	A0	WATER	**991.90mL** 20.00mL	NA	NA	NA	HOAC/ACN	4.5	HOAC/ACN	5.0	50UL-08GCSV0346
COMMENTS:															
4/03/09	4/10/09	A9C310174-003 **K9C7F-1-AF**	DR	20	A0	WATER	**956.30mL** 20.00mL	NA	NA	NA	HOAC/ACN	4.5	HOAC/ACN	5.0	50UL-08GCSV0346
COMMENTS:															
4/03/09	4/10/09	A9C310174-004 **K9C7J-1-AF**	DR	20	A0	WATER	**1003.52mL** 20.00mL	NA	NA	NA	HOAC/ACN	4.5	HOAC/ACN	5.0	50UL-08GCSV0346
COMMENTS:															
4/03/09	0/00/00	G9D020000-289 **K9GXN-1-AA**B		20	A0	WATER	**1000mL** 20.00mL	NA	NA	NA	HOAC/ACN	4.5	HOAC/ACN	5.0	50UL-08GCSV0346
COMMENTS:															
4/03/09	0/00/00	G9D020000-289 **K9GXN-1-ACC**		20	A0	WATER	**1000mL** 20.00mL	NA	NA	NA	HOAC/ACN	4.5	HOAC/ACN	5.0	20UL-09GCSV0037,100UL-04 50UL-08GCSV0346
COMMENTS:															
4/03/09	0/00/00	G9D020000-289 **K9GXN-1-ADL**	R	20	A0	WATER	**1000mL** 20.00mL	NA	NA	NA	HOAC/ACN	4.5	HOAC/ACN	5.0	20UL-09GCSV0037,100UL-04 50UL-08GCSV0346
COMMENTS:															

.45 FILTER MILLIPORE R8JN03371; .1% HOAC/ACN 2991-85E; .1% HOAC/ACN 2991-73H

R = RUSH C = CLP
E = EPA 600 D = EXP.DEL)
M = CLIENT REQ MS/MSD

NUMBER OF WORK ORDERS IN BATCH: 6

TestAmerica West Sacramento

Weight Difference Worksheet

Batch Id: 090402H
Created Date: 4/2/09 9:38:06 AM
Test Date: 4/2/09
Group Comments:

ANALYST. HA
TEST: 8330-L
QuantIMS Batch: 9092289

Sample ID:	Initial Weight (g)	Weight after rinse (g)	Weight Diff (g)	Comments:
A9C310174-02	1495.00	503.10	991.90	
A9C310174-03	1457.70	501.40	956.30	
A9C310174-04	1506.90	503.38	1003.52	
	0.00	0.00	0.00	

BW

TestAmerica
THE LEADER IN ENVIRONMENTAL TESTING

West Sacramento

Preparation Data Review Checklist

Prep Batch(es) 9092289 Test: 8330-L

Prep Date: 4-2-09 Holding Times: 4-3-09 NCM: Y (N)

A. Spike Witness/Batch setup	Spike Witness	Reviewer
1. **Holding times checked?** NCMs filed as appropriate	✓	✓
2. QAS checked for QC instructions (LCS, LCSD, MS,MSD, etc)	✓	✓
3. Amount of samples in hood match amount of samples on bench sheet. Sample IDS match.	✓	NA
4. Worksheets have been checked for required spiking compounds	✓	✓
5. Spiking volumes are correctly documented	✓	✓
6. Std ID numbers on spike labels match numbers on bench sheet	✓	NA
7. Expiration dates have been checked	✓	✓
8. Calibration expiration dates on pipettors have been checked	✓	NA
9. Spiker and spike witness have signed and dated bench sheet	✓	✓
B. Weights and Volumes		✓
1. Recorded weights are in anticipated range	NA	✓
2. Balance upload or raw data for weights is included	NA	✓
3. Weights and volumes have been transcribed correctly to LIMS.	NA	✓
4. Weights are not targeted to meet exact weights.	NA	✓
5. Each weight or volume measurement is a unique record (no dittos or line downs)	NA	✓
C. Standards and Reagents		✓
1. Lot numbers for all reagents, including clean up stages, are recorded.	NA	✓
2. Are dates and analysts for cleanups recorded?	NA	✓
3. Are correct IDs used for standards? Are expiration dates to day/month/year, when listed?	NA	✓
D. Documentation		
1. Are all nonconformances documented appropriately?	NA	✓
2. QuantIMs entry correct, including dates and times.	NA	✓
3. Are all fields completed?	NA	✓

Spike witness: TP Date: 4/2/09

2nd Level Reviewer: JB Date: 4/7/09

Comments:

Appendix

Includes (as applicable):

retention time windows

MDL summaries

calculation explanation sheets

standard raw data

statistical summary

TestAmerica West Sacramento

Retention Time Window

INSTRUMENT ID: LC10-C18
COLUMN ID: Synergi Hydro-RP
COLUMN SN: 389480-1
DATE: 11-Sep-07
date - time
STANDARD 1: 9/6/07 736
STANDARD 2: 9/7/07 1603
STANDARD 3: 9/8/07 1928

METHOD ID: 8330M
Isocratic run 5:90:5
Flow rate 1.0 mL/min
Column Temperature 29 degrees
Injection volume 500 uL
SOP # SAC-LC-0009

	ANALYTE	RETENTION TIME 1	RETENTION TIME 2	RETENTION TIME 3	STANDARD DEVIATION	+/- 3X STD Deviation	RTW	
Channel 109; 250/265 nm								
1	HMX	5.380	5.370	5.380	0.006	0.018	0.15	*
2	ROX	8.210	8.200	8.210	0.006	0.018	0.15	*
3	Picric Acid	9.660	9.620	9.680	0.031	0.093	0.15	*
3	1,3,5-Trinitrobenzene	10.850	10.840	10.860	0.010	0.030	0.15	*
4	1,3-Dinitrobenzene	14.290	14.270	14.290	0.012	0.036	0.15	*
5	TETRYL	15.590	15.570	15.600	0.015	0.045	0.15	*
6	Nitrobenzene	16.410	16.400	16.420	0.010	0.030	0.15	*
7	2,4,6-Trinitrotoluene	18.010	17.990	18.010	0.012	0.036	0.15	*
9	4-AM-2,6-Dinitrotoluene	19.160	19.130	19.170	0.021	0.063	0.15	*
8	3,4-Dinitrotoluene (surr)	19.720	19.680	19.720	0.023	0.069	0.15	*
10	2-AM-4,6-Dinitrotoluene	20.390	20.360	20.400	0.021	0.063	0.15	*
11	2,6-Dinitrotoluene	22.350	22.310	22.360	0.026	0.078	0.15	*
12	2,4-Dinitrotoluene	23.160	23.130	23.170	0.021	0.063	0.15	*
13	2-Nitrotoluene	27.330	27.290	27.340	0.026	0.078	0.15	*
14	4-Nitrotoluene	29.370	29.330	29.400	0.035	0.105	0.15	*
15	3-Nitrotoluene	31.740	31.710	31.770	0.030	0.090	0.15	*
Channel 110; 200 nm								
17	Nitroglycerin	17.140	17.120	17.140	0.012	0.036	0.15	*
18	PETN	33.990	33.950	34.000	0.026	0.078	0.15	*

Note: The retention time window is the retention time +/- 0.15 minute, or 3X the standard deviation, whichever is greater. A * indicates that 3X the standard deviation is less than 0.15 minute, and that 0.15 minute was substituted in the 3X standard deviation column.

Prepared by: Frank Kenney 11-Sep-07

TestAmerica West Sacramento

Retention Time Window

INSTRUMENT ID: LC9-CN
COLUMN ID: Cyano **METHOD ID:** 8330CN
COLUMN SN: 009477

Injection Date/Time
STANDARD 1: 1/3/08 13:59
STANDARD 2: 1/4/08 02:10
STANDARD 3: 1/5/08 15:55

	ANALYTE	RETENTION TIME 1	RETENTION TIME 2	RETENTION TIME 3	STANDARD DEVIATION	+/- 3X STD Deviation	RTW	
1	HMX	37.370	37.270	37 370	0.058	0 174	0.17	
2	RDX	27.890	27.880	28.020	0 078	0.234	0.23	
3	1,3,5-Trinitrobenzene	24.380	24.400	24.480	0.053	0.159	0.16	
4	1,3-Dinitrobenzene	21 510	21.520	21.630	0.067	0.201	0 20	
5	TETRYL	42.700	42.630	42.640	0.038	0.114	0.15	*
6	Nitrobenzene	18.430	18.400	18.520	0 062	0.186	0.19	
7	2,4,6-Trinitrotoluene	36.120	36 040	36.140	0.053	0.159	0.16	
8	4-AM-2,6-Dinitrotoluene	31.890	31.870	32.000	0.070	0.210	0.21	
9	3,4-Dinitrotoluene (surr)	33.400	33.330	33.460	0.065	0.195	0.20	
10	2-AM-4,6-Dinitrotoluene	31.570	31.550	31.680	0.070	0.210	0.21	
11	2,6-Dinitrotoluene	29.740	29 730	29.880	0.084	0.252	0.25	
12	2,4-Dinitrotoluene	28.880	28.870	29 030	0.090	0.270	0.27	
13	2-Nitrotoluene/4-Nitrotoluene	24.930	24.920	25.080	0 090	0.270	0.27	
14	3-Nitrotoluene	25.530	25.520	25.680	0.090	0.270	0 27	
15	Nitroglycerin	40.910	40 830	40.860	0.040	0.120	0.15	*
16	PETN	50.380	50.330	50 280	0.050	0.150	0.15	

Note: The retention time window is the retention time +/- 0.15 minute, or 3X the standard deviation, whichever is greater. A * indicates that 3X the standard deviation is less than 0.15 minute, and that 0.15 minute was substituted in the 3X standard deviation column.

Prepared by: Victoria Nihart 04/23/08

WATER, 8330 (Mod), Nitroguanidine

Raw Data Package

Run/Batch Data

Includes (as applicable):

runlogs

continuing calibration standards

interference/performance check standards

continuing calibration blanks

method blanks

lcs

ms/sd

sample raw data

ms tune data

Varian Star Workstation - RecalcList Sat Apr 11 09:11:57 2009

RecalcList: C:\Star\Sample list\NQ-04.10.2009.RCL

Created: Fri Apr 10 10:39:19 2009
Modified: Fri Apr 10 21:01:08 2009

NQ Analysis...10 April 2009
WS-LC-0010

Line	Sample Type	Sample Name	Data File	In
1	Verification	Primer WS-LC-0010	nq-4-10-2009=10;50;53-primer ws-lc-0010.run	
2	Verification	Primer WS-LC-0010	nq-4-10-2009=11;10;20-primer ws-lc-0010.run	
3	Verification	Primer WS-LC-0010	nq-4-10-2009=11;29;49-primer ws-lc-0010.run	
4	Verification	Primer WS-LC-0010	nq-4-10-2009=11;49;18-primer ws-lc-0010.run	
5	Analysis	Blank Water	nq-4-10-2009=12;08;50-blank water.run	
6	Analysis	08GCSV0334 2XMDL	nq-4-10-2009=12;28;20-08gcsv0334 2xmdl.run	
7	Verification	08GCSV0338	nq-4-10-2009=12;47;49-08gcsv0338.run	
8	Verification	08GCSV0341 MRL	nq-4-10-2009=13;07;22-08gcsv0341 mrl.run	
9	Analysis	G9D030000-296-MB	nq-4-10-2009=13;26;54-g9d030000-296-mb.run	
10	Analysis	G9D030000-296-LCS	nq-4-10-2009=13;46;23-g9d030000-296-lcs.run	
11	Analysis	A9C10174-6	nq-4-10-2009=14;05;53-a9c10174-6.run	
12	Analysis	A9C10174-6MS	nq-4-10-2009=14;25;22-a9c10174-6ms.run	
13	Analysis	A9C10174-6MSD	nq-4-10-2009=14;44;52-a9c10174-6msd.run	
14	Analysis	A9C10174-7	nq-4-10-2009=15;04;18-a9c10174-7.run	
15	Analysis	A9C10174-8	nq-4-10-2009=15;23;46-a9c10174-8.run	
16	Analysis	A9C10174-9	nq-4-10-2009=15;43;15-a9c10174-9.run	
17	Analysis	A9C10174-10	nq-4-10-2009=16;02;43-a9c10174-10.run	
18	Analysis	A9C10174-11	nq-4-10-2009=16;22;11-a9c10174-11.run	
19	Verification	08GCSV0339	nq-4-10-2009=16;41;43-08gcsv0339.run	
20	Verification	08GCSV0341 MRL	nq-4-10-2009=17;01;16-08gcsv0341 mrl.run	
21	Analysis	A9C10174-12	nq-4-10-2009=17;20;46-a9c10174-12.run	
22	Analysis	G9D070000-383-MB	nq-4-10-2009=17;40;13-g9d070000-383-mb.run	
23	Analysis	G9D070000-383-LCS	nq-4-10-2009=17;59;43-g9d070000-383-lcs.run	
24	Analysis	A9C310174-2	nq-4-10-2009=18;19;10-a9c310174-2.run	
25	Analysis	A9C310174-3	nq-4-10-2009=18;38;40-a9c310174-3.run	
26	Analysis	A9C310174-4	nq-4-10-2009=18;58;08-a9c310174-4.run	
27	Analysis	A9C310174-4MS	nq-4-10-2009=19;17;35-a9c310174-4ms.run	
28	Analysis	A9C310174-4MSD	nq-4-10-2009=19;37;05-a9c310174-4msd.run	
29	Verification	08GCSV0338	nq-4-10-2009=19;56;36-08gcsv0338.run	
30	Verification	08GCSV0341 MRL	nq-4-10-2009=20;16;10-08gcsv0341 mrl.run	
31	Analysis	BLANK	nq-4-10-2009=20;50;57-blank.run	

Title : TestAmerica West Sacramento, Nitroguanidine Analysis on PDA
Run File : c:\star\data\04.2009\nq-4-10-2009=16;41;43-08gcsv0339.run
Method File : C:\Star\Methods\NQ_Amino_453648-5_01292009.mth
Sample ID : 08GCSV0339

Injection Date: 4/10/2009 16:41 Calculation Date: 4/10/2009 16:49

Operator : fhk
Workstation:
Instrument : Varian Star #1
Channel : 16 = 263 nm

Detector Type: 9065
Bus Address : 4
Sample Rate : 2.71 Hz
Run Time : 7.987 min

** Star Chromatography Workstation Version 5.52 ** 00123-5E00-E5E-03F9 **

Chart Speed = 2.00 cm/min Attenuation = 20 Zero Offset = 15%
Start Time = 0.000 min End Time = 6.000 min Min / Tick = 1.00



Verification Report

Title : TestAmerica West Sacramento, Nitroguanidine Analysis on PDA
Run File : c:\star\data\04.2009\nq-4-10-2009=16;41;43-08gcsv0339.run
Method File : C:\Star\Methods\NQ_Amino_453648-5_01292009.mth
Sample ID : 08GCSV0339

Injection Date: 4/10/2009 16:41 Calculation Date: 4/10/2009 16:49

Operator : fhk
Workstation:
Instrument : Varian Star #1
Channel : 16 = 263 nm
Detector Type: 9065
Bus Address : 4
Sample Rate : 2.71 Hz
Run Time : 7.987 min

** Star Chromatography Workstation Version 5.52 ** 00123-5E00-E5E-03F9 **

Run Mode : Verification
Peak Measurement: Peak Height
Calculation Type: External Standard
Level : 5
Tolerance : 15.0%

Peak No.	Peak Name	Expected Result (ppb)	Calculated Result (ppb)	Dev. %	Ret. Time (min)	Time Offset (min)	Height (counts)	Status Codes
1	Nitroguanidi	500.0000	497.8513	0.4	4.016	-0.010	2597	
	Totals:		497.8513			-0.010	2597	

Total Unidentified Counts : 0 counts

Detected Peaks: 1 Rejected Peaks: 0 Identified Peaks: 1

Multiplier: 1 Divisor: 1 Unidentified Peak Factor: 0

Baseline Offset: 61 microAU

Noise (used): 198 microAU - monitored before this run

Vial: 16 Injection Number: 1 Full Loop Volume: 50 ul

****
Notes
****

TestAmerica West Sacramento, SAC-LC-0010, Nitroguanidine Analysis on PDA
, absorbance at 263nm.

O2N-NH-C(=NH)-NH2

Primary column = Phenomenex Luna Amino s/n=411655-2, 250x4.6mm, 5um, ins
talled 01/18/08 with Security NH2 Guard.
Column Temperature = 15 degrees C.
Injection volume = 50 uL.

New Syringe Valve 1/10/2008
Solvent Program updated 1/10/2008; Isocratic at 90:10 Water:Acetonitrile
and wash with 100% AcCN.
New column installed 11/21/2008; Phenomenex Luna Amino s/n=453648-5, 250
x4.6mm, 5 um.
New Calibration Curve run on 11/21/2008 using standards 08GCSV0336-341.
New Lamp installed 1/29/2009.
New Calibration Curve run on 1/29/2009 using standards 08GCSV336-241.

Original Notes:

NQ STD 500 ng/mL
****

Title : TestAmerica West Sacramento, Nitroguanidine Analysis on PDA
Run File : c:\star\data\04.2009\nq-4-10-2009=17;01;16-08gcsv0341 mrl.run
Method File : C:\Star\Methods\NQ_Amino_453648-5_01292009.mth
Sample ID : C8GCSV0341 MRL

Injection Date: 4/10/2009 17:01 Calculation Date: 4/10/2009 17:09

Operator : fhk
Workstation:
Instrument : Varian Star #1
Channel : 16 = 263 nm

Detector Type: 9065
Bus Address : 4
Sample Rate : 2.71 Hz
Run Time : 7.987 min

** Star Chromatography Workstation Version 5.52 ** 00123-5E00-E5E-03F9 **

Chart Speed = 2.00 cm/min Attenuation = 20 Zero Offset = 15%
Start Time = 0.000 min End Time = 6.000 min Min / Tick = 1.00



Verification Report

Title : TestAmerica West Sacramento, Nitroguanidine Analysis on PDA
Run File : c:\star\data\04.2009\nq-4-10-2009=17;01;16-08gcsv0341 mrl.run
Method File : C:\Star\Methods\NQ_Amino_453648-5_01292009.mth
Sample ID : 08GCSV0341 MRL

Injection Date: 4/10/2009 17:01 Calculation Date: 4/10/2009 17:09

Operator : fhk
Workstation:
Instrument : Varian Star #1
Channel : 16 = 263 nm
Detector Type: 9065
Bus Address : 4
Sample Rate : 2.71 Hz
Run Time : 7.987 min

** Star Chromatography Workstation Version 5.52 ** 00123-5E00-E5E-03F9 **

Run Mode : Verification
Peak Measurement: Peak Height
Calculation Type: External Standard
Level : 1
Tolerance : 15.0%

Peak No.	Peak Name	Expected Result (ppb)	Calculated Result (ppb)	Dev. %	Ret. Time (min)	Time Offset (min)	Height (counts)	Status Codes
1	Nitroguanidi	20.0000	19.8486	0.8	4.022	-0.004	104	
	Totals:		19.8486			-0.004	104	

Total Unidentified Counts : 0 counts

Detected Peaks: 1 Rejected Peaks: 0 Identified Peaks: 1

Multiplier: 1 Divisor: 1 Unidentified Peak Factor: 0

Baseline Offset: 160 microAU

Noise (used): 160 microAU - monitored before this run

Vial: 8 Injection Number: 1 Full Loop Volume: 50 ul

****
Notes
****

TestAmerica West Sacramento, SAC-LC-0010, Nitroguanidine Analysis on PDA
, absorbance at 263nm.

O2N-NH-C(=NH)-NH2

Primary column = Phenomenex Luna Amino s/n=411655-2, 250x4.6mm, 5um, ins
talled 01/18/08 with Security NH2 Guard.
Column Temperature = 15 degrees C.
Injection volume = 50 uL.

New Syringe Valve 1/10/2008
Solvent Program updated 1/10/2008; Isocratic at 90:10 Water:Acetonitrile
and wash with 100% AcCN.
New column installed 11/21/2008; Phenomenex Luna Amino s/n=453648-5, 250
x4.6mm, 5 um.
New Calibration Curve run on 11/21/2008 using standards 08GCSV0336-341.
New Lamp installed 1/29/2009.
New Calibration Curve run on 1/29/2009 using standards 08GCSV336-241.

Original Notes:

NQ STD 20 ng/mL
****

Title : TestAmerica West Sacramento, Nitroguanidine Analysis on PDA
Run File : c:\star\data\04.2009\nq-4-10-2009=17;40;13-g9d070000-383-mb.run
Method File : C:\Star\Methods\NQ_Amino_453648-5_01292009.mth
Sample ID : G9D070000-383-MB

Injection Date: 4/10/2009 17:40 Calculation Date: 4/10/2009 17:48

Operator : fhk
Workstation:
Instrument : Varian Star #1
Channel : 16 = 263 nm
Detector Type: 9065
Bus Address : 4
Sample Rate : 2.71 Hz
Run Time : 7.993 min

** Star Chromatography Workstation Version 5.52 ** 00123-5E00-E5E-03F9 **

Chart Speed = 2.00 cm/min Attenuation = 20 Zero Offset = 15%
Start Time = 0.000 min End Time = 6.000 min Min / Tick = 1.00

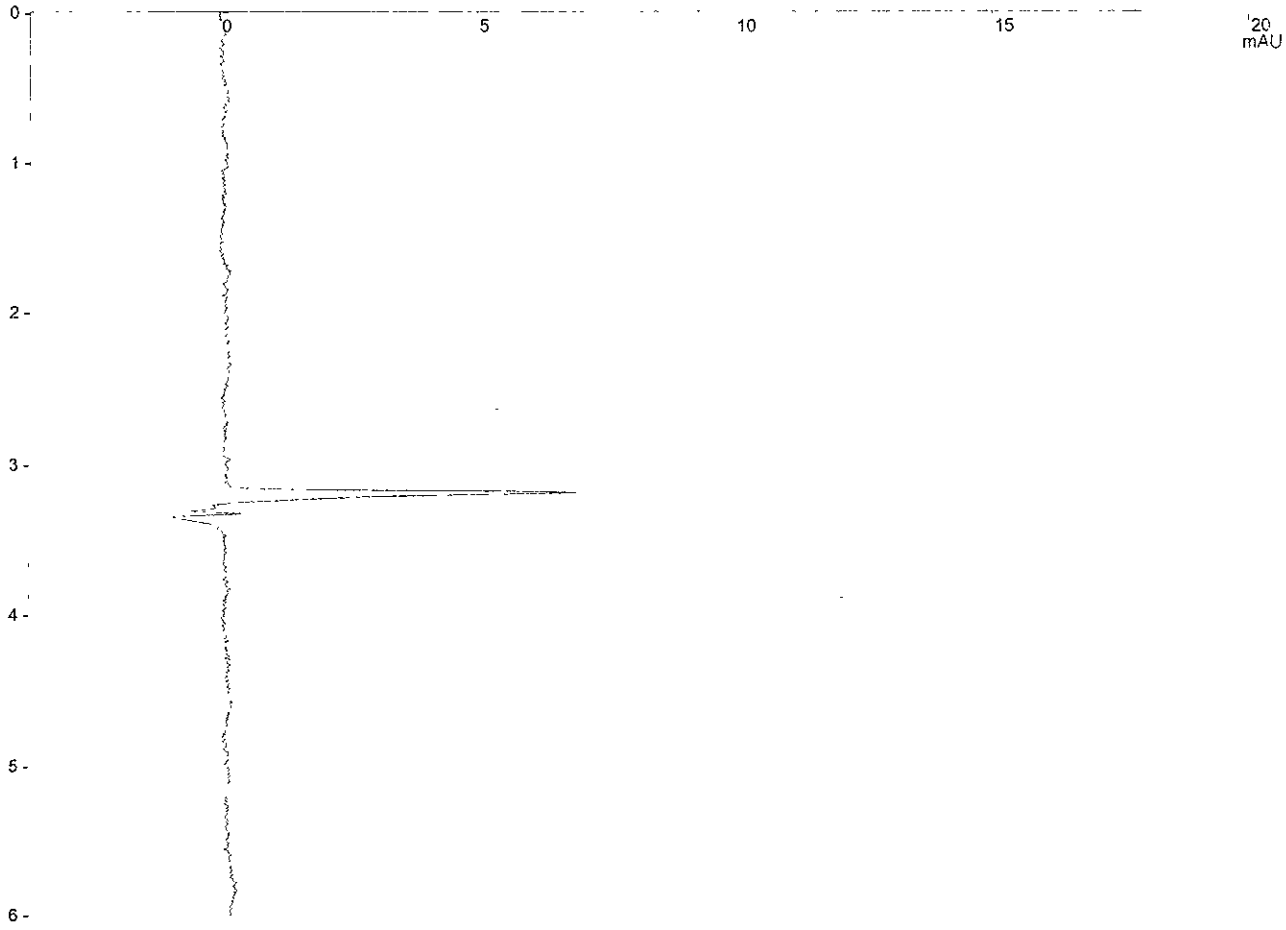

Title : TestAmerica West Sacramento, Nitroguanidine Analysis on PDA
Run File : c:\star\data\04.2009\nq-4-10-2009=17;40;13-g9d070000-383-mb.run
Method File : C:\Star\Methods\NQ_Amino_453648-5_01292009.mth
Sample ID : G9D070000-383-MB

Injection Date: 4/10/2009 17:40 Calculation Date: 4/10/2009 17:48

Operator : fhk
Workstation:
Instrument : Varian Star #1
Channel : 16 = 263 nm
Detector Type: 9065
Bus Address : 4
Sample Rate : 2.71 Hz
Run Time : 7.993 min

** Star Chromatography Workstation Version 5.52 ** 00123-5E00-E5E-03F9 **

Run Mode : Analysis
Peak Measurement: Peak Height
Calculation Type: External Standard

Peak No.	Peak Name	Result (ppb)	Ret. Time (min)	Time Offset (min)	Height (counts)	Sep. Code	Width 1/2 (sec)	Status Codes
Totals:		0.0000		0.000	0			

Total Unidentified Counts : 0 counts

Detected Peaks: 0 Rejected Peaks: 0 Identified Peaks: 0

Multiplier: 10 Divisor: 10 Unidentified Peak Factor: 0

Baseline Offset: 198 microAU

Noise (used): 144 microAU - monitored before this run

Vial: 25 Injection Number: 1 Full Loop Volume: 50 ul

****
Notes
****

TestAmerica West Sacramento, SAC-LC-0010, Nitroguanidine Analysis on PDA
, absorbance at 263nm.

O2N-NH-C(=NH)-NH2

Primary column = Phenomenex Luna Amino s/n=411655-2, 250x4.6mm, 5um, ins
talled 01/18/08 with Security NH2 Guard.
Column Temperature = 15 degrees C.
Injection volume = 50 uL.

New Syringe Valve 1/10/2008
Solvent Program updated 1/10/2008; Isocratic at 90:10 Water:Acetonitrile
and wash with 100% AcCN.
New column installed 11/21/2008; Phenomenex Luna Amino s/n=453648-5, 250
x4.6mm, 5 um.
New Calibration Curve run on 11/21/2008 using standards 08GCSV0336-341.
New Lamp installed 1/29/2009.
New Calibration Curve run on 1/29/2009 using standards 08GCSV336-241.

Data Handling: No peaks

Original Notes:

K9PQR1AAB, 9097383, 10mL/10mL
****

Title : TestAmerica West Sacramento, Nitroguanidine Analysis on PDA
Run File : c:\star\data\04.2009\nq-4-10-2009=17;59;43-g9d070000-383-lcs.run
Method File : C:\Star\Methods\NQ_Amino_453648-5_01292009.mth
Sample ID : G9D070000-383-LCS

Injection Date: 4/10/2009 17:59 Calculation Date: 4/10/2009 18:07

Operator : fhk Detector Type: 9065
Workstation: Bus Address : 4
Instrument : Varian Star #1 Sample Rate : 2.71 Hz
Channel : 16 = 263 nm Run Time : 7.999 min

** Star Chromatography Workstation Version 5.52 ** 00123-5E00-E5E-03F9 **

Chart Speed = 2.00 cm/min Attenuation = 20 Zero Offset = 15%
Start Time = 0.000 min End Time = 6.000 min Min / Tick = 1.00



Title : TestAmerica West Sacramento, Nitroguanidine Analysis on PDA
Run File : c:\star\data\04.2009\nq-4-10-2009=17;59;43-g9d070000-383-lcs.run
Method File : C:\Star\Methods\NQ_Amino_453648-5_01292009.mth
Sample ID : G9D070000-383-LCS

Injection Date: 4/10/2009 17:59 Calculation Date: 4/10/2009 18:07

Operator : fhk
Workstation:
Instrument : Varian Star #1
Channel : 16 = 263 nm
Detector Type: 9065
Bus Address : 4
Sample Rate : 2.71 Hz
Run Time : 7.999 min

** Star Chromatography Workstation Version 5.52 ** 00123-5E00-E5E-03F9 **

Run Mode : Analysis
Peak Measurement: Peak Height
Calculation Type: External Standard

Peak No.	Peak Name	Result (ppb)	Ret. Time (min)	Time Offset (min)	Height (counts)	Sep. Code	Width 1/2 (sec)	Status Codes
1	Nitroguanidi	241.4807	4.005	-0.021	1260	BB	5.3	
	Totals:	241.4807		-0.021	1260			

Total Unidentified Counts : 0 counts

Detected Peaks: 1 Rejected Peaks: 0 Identified Peaks: 1

Multiplier: 10 Divisor: 10 Unidentified Peak Factor: 0

Baseline Offset: 0 microAU

Noise (used): 167 microAU - monitored before this run

Vial: 27 Injection Number: 1 Full Loop Volume: 50 ul

****
Notes
****

TestAmerica West Sacramento, SAC-LC-0010, Nitroguanidine Analysis on PDA
, absorbance at 263nm.

O2N-NH-C(=NH)-NH2

Primary column = Phenomenex Luna Amino s/n=411655-2, 250x4.6mm, 5um, ins
talled 01/18/08 with Security NH2 Guard.
Column Temperature = 15 degrees C.
Injection volume = 50 uL.

New Syringe Valve 1/10/2008
Solvent Program updated 1/10/2008; Isocratic at 90:10 Water:Acetonitrile
and wash with 100% AcCN.
New column installed 11/21/2008; Phenomenex Luna Amino s/n=453648-5, 250
x4.6mm, 5 um.
New Calibration Curve run on 11/21/2008 using standards 08GCSV0336-341.
New Lamp installed 1/29/2009.
New Calibration Curve run on 1/29/2009 using standards 08GCSV336-241.

Original Notes:

K9PQR1ACC, 9097383, 10mL/10mL
****

Title : TestAmerica West Sacramento, Nitroguanidine Analysis on PDA
Run File : c:\star\data\04.2009\nq-4-10-2009=18;19;10-a9c310174-2.run
Method File : C:\Star\Methods\NQ_Amino_453648-5_01292009.mth
Sample ID : A9C310174-2

Injection Date: 4/10/2009 18:19 Calculation Date: 4/10/2009 18:27

Operator : fhk Detector Type: 9065
Workstation: Bus Address : 4
Instrument : Varian Star #1 Sample Rate : 2.71 Hz
Channel : 16 = 263 nm Run Time : 7.993 min

** Star Chromatography Workstation Version 5.52 ** 00123-5E00-E5E-03F9 **

Chart Speed = 2.00 cm/min Attenuation = 20 Zero Offset = 15%
Start Time = 0.000 min End Time = 6.000 min Min / Tick = 1.00

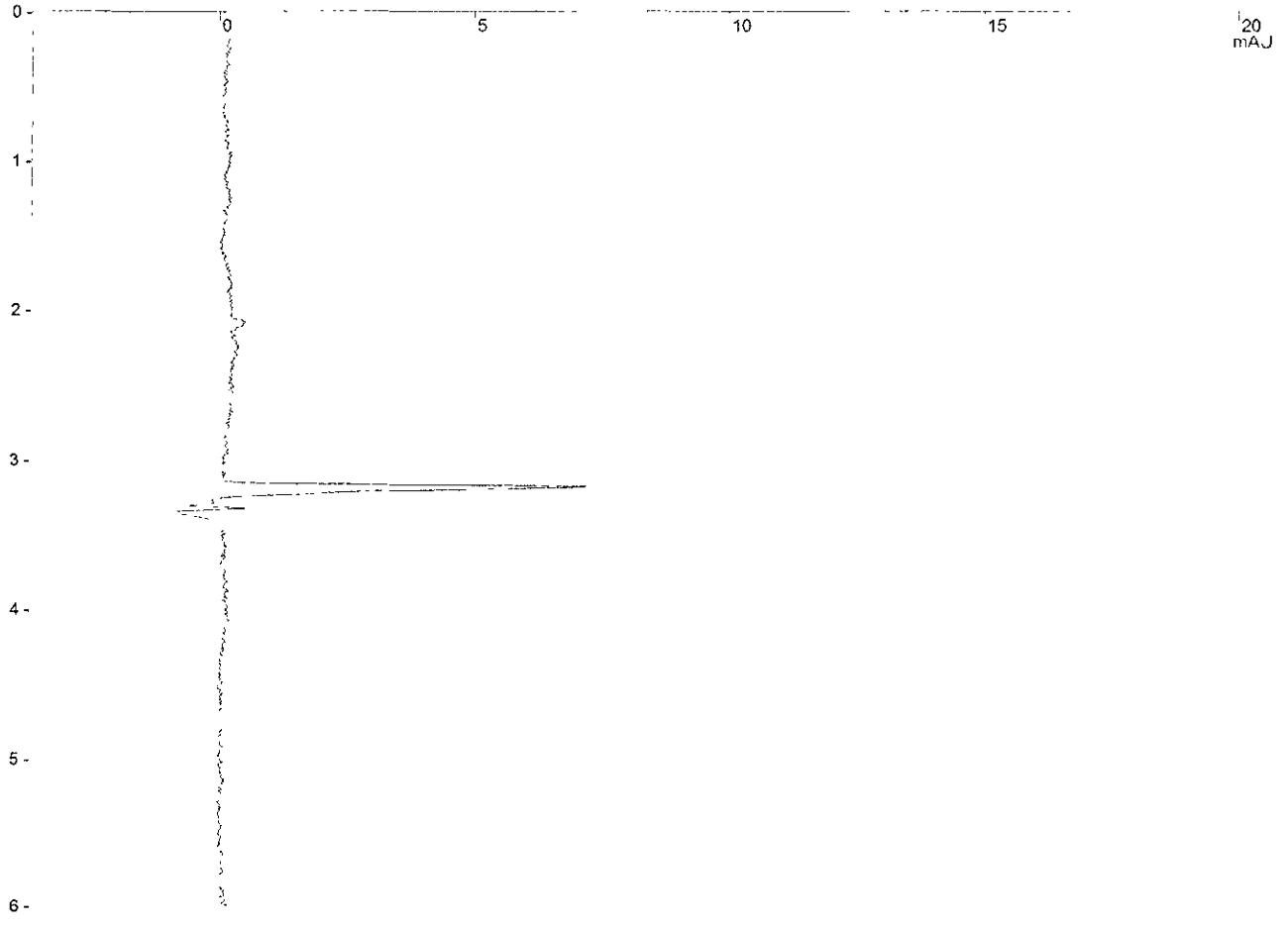

Title : TestAmerica West Sacramento, Nitroguanidine Analysis on PDA
Run File : c:\star\data\04.2009\nq-4-10-2009=18;19;10-a9c310174-2.run
Method File : C:\Star\Methods\NQ_Amino_453648-5_01292009.mth
Sample ID : A9C310174-2

Injection Date: 4/10/2009 18:19 Calculation Date: 4/10/2009 18:27

Operator : fhk Detector Type: 9065
Workstation: Bus Address : 4
Instrument : Varian Star #1 Sample Rate : 2.71 Hz
Channel : 16 = 263 nm Run Time : 7.993 min

** Star Chromatography Workstation Version 5.52 ** 00123-5E00-E5E-03F9 **

Run Mode : Analysis
Peak Measurement: Peak Height
Calculation Type: External Standard

Peak No.	Peak Name	Result (ppb)	Ret. Time (min)	Time Offset (min)	Height (counts)	Sep. Code	Width 1/2 (sec)	Status Codes
Totals:		0.0000		0.000	0			

Total Unidentified Counts : 0 counts

Detected Peaks: 0 Rejected Peaks: 0 Identified Peaks: 0

Multiplier: 10 Divisor: 10 Unidentified Peak Factor: 0

Baseline Offset: 107 microAU

Noise (used): 183 microAU - monitored before this run

Vial: 29 Injection Number: 1 Full Loop Volume: 50 ul

****
Notes
****

TestAmerica West Sacramento, SAC-LC-0010, Nitroguanidine Analysis on PDA
, absorbance at 263nm.

O2N-NH-C(=NH)-NH2

Primary column = Phenomenex Luna Amino s/n=411655-2, 250x4.6mm, 5um, ins
talled 01/18/08 with Security NH2 Guard.
Column Temperature = 15 degrees C.
Injection volume = 50 uL.

New Syringe Valve 1/10/2008
Solvent Program updated 1/10/2008; Isocratic at 90:10 Water:Acetonitrile
and wash with 100% AcCN.
New column installed 11/21/2008; Phenomenex Luna Amino s/n=453648-5, 250
x4.6mm, 5 um.
New Calibration Curve run on 11/21/2008 using standards 08GCSV0336-341.
New Lamp installed 1/29/2009.
New Calibration Curve run on 1/29/2009 using standards 08GCSV336-241.

Data Handling: No peaks

Original Notes:

K9C691AH, 9097383, 10mL/10mL
****

Title : TestAmerica West Sacramento, Nitroguanidine Analysis on PDA
Run File : c:\star\data\04.2009\nq-4-10-2009=18;38;40-a9c310174-3.run
Method File : C:\Star\Methods\NQ_Amino_453648-5_01292009.mth
Sample ID : A9C310174-3

Injection Date: 4/10/2009 18:38 Calculation Date: 4/10/2009 18:46

Operator : fhk
Workstation:
Instrument : Varian Star #1
Channel : 16 = 263 nm

Detector Type: 9065
Bus Address : 4
Sample Rate : 2.71 Hz
Run Time : 7.987 min

** Star Chromatography Workstation Version 5.52 ** 00123-5E00-E5E-03F9 **

Chart Speed = 2.00 cm/min Attenuation = 20 Zero Offset = 15%
Start Time = 0.000 min End Time = 6.000 min Min / Tick = 1.00



Title : TestAmerica West Sacramento, Nitroguanidine Analysis on PDA
Run File : c:\star\data\04.2009\nq-4-10-2009=18;38;40-a9c310174-3.run
Method File : C:\Star\Methods\NQ_Amino_453648-5_01292009.mth
Sample ID : A9C310174-3

Injection Date: 4/10/2009 18:38 Calculation Date: 4/10/2009 18:46

Operator : fhk
Workstation:
Instrument : Varian Star #1
Channel : 16 = 263 nm

Detector Type: 9065
Bus Address : 4
Sample Rate : 2.71 Hz
Run Time : 7.987 min

** Star Chromatography Workstation Version 5.52 ** 00123-5E00-E5E-03F9 **

Run Mode : Analysis
Peak Measurement: Peak Height
Calculation Type: External Standard

Peak No.	Peak Name	Result (ppb)	Ret. Time (min)	Time Offset (min)	Height (counts)	Sep. Code	Width 1/2 (sec)	Status Codes
1	Nitroguanidi	3.2971	3.861	-0.165	17	BB	26.7	
	Totals:	3.2971		-0.165	17			

Total Unidentified Counts : 0 counts

Detected Peaks: 1 Rejected Peaks: 0 Identified Peaks: 1

Multiplier: 10 Divisor: 10 Unidentified Peak Factor: 0

Baseline Offset: 46 microAU

Noise (used): 175 microAU - monitored before this run

Vial: 31 Injection Number: 1 Full Loop Volume: 50 ul

****
Notes
****

TestAmerica West Sacramento, SAC-LC-0010, Nitroguanidine Analysis on PDA
, absorbance at 263nm.

O2N-NH-C(=NH)-NH2

Primary column = Phenomenex Luna Amino s/n=411655-2, 250x4.6mm, 5um, ins
talled 01/18/08 with Security NH2 Guard.
Column Temperature = 15 degrees C.
Injection volume = 50 uL.

New Syringe Valve 1/10/2008
Solvent Program updated 1/10/2008; Isocratic at 90:10 Water:Acetonitrile
and wash with 100% AcCN.
New column installed 11/21/2008; Phenomenex Luna Amino s/n=453648-5, 250
x4.6mm, 5 um.
New Calibration Curve run on 11/21/2008 using standards 08GCSV0336-341.
New Lamp installed 1/29/2009.
New Calibration Curve run on 1/29/2009 using standards 08GCSV336-241.

Original Notes:

K9C7F1AH, 9097383, 10mL/10mL
****

Title : TestAmerica West Sacramento, Nitroguanidine Analysis on PDA
Run File : c:\star\data\04.2009\nq-4-10-2009=18;58;08-a9c310174-4.run
Method File : C:\Star\Methods\NQ_Amino_453648-5_01292009.mth
Sample ID : A9C310174-4

Injection Date: 4/10/2009 18:58 Calculation Date: 4/10/2009 19:06

Operator : fhk
Workstation:
Instrument : Varian Star #1
Channel : 16 = 263 nm
Detector Type: 9065
Bus Address : 4
Sample Rate : 2.71 Hz
Run Time : 7.993 min

** Star Chromatography Workstation Version 5.52 ** 00123-5E00-E5E-03F9 **

Chart Speed = 2.00 cm/min Attenuation = 20 Zero Offset = 15%
Start Time = 0.000 min End Time = 6.000 min Min / Tick = 1.00



Title : TestAmerica West Sacramento, Nitroguanidine Analysis on PDA
Run File : c:\star\data\04.2009\nq-4-10-2009=18;58;08-a9c310174-4.run
Method File : C:\Star\Methods\NQ_Amino_453648-5_01292009.mth
Sample ID : A9C310174-4

Injection Date: 4/10/2009 18:58 Calculation Date: 4/10/2009 19:06

Operator : fhk Detector Type: 9065
Workstation: Bus Address : 4
Instrument : Varian Star #1 Sample Rate : 2.71 Hz
Channel : 16 = 263 nm Run Time : 7.993 min

** Star Chromatography Workstation Version 5.52 ** 00123-5E00-E5E-03F9 **

Run Mode : Analysis
Peak Measurement: Peak Height
Calculation Type: External Standard

Peak No.	Peak Name	Result (ppb)	Ret. Time (min)	Time Offset (min)	Height (counts)	Sep. Code	Width 1/2 (sec)	Status Codes
Totals:		0.0000		0.000	0			

Total Unidentified Counts : 0 counts

Detected Peaks: 0 Rejected Peaks: 0 Identified Peaks: 0

Multiplier: 10 Divisor: 10 Unidentified Peak Factor: 0

Baseline Offset: 76 microAU

Noise (used): 221 microAU - monitored before this run

Vial: 33 Injection Number: 1 Full Loop Volume: 50 ul

****
Notes
****

TestAmerica West Sacramento, SAC-LC-0010, Nitroguanidine Analysis on PDA
, absorbance at 263nm.

O2N-NH-C(=NH)-NH2

Primary column = Phenomenex Luna Amino s/n=411655-2, 250x4.6mm, 5um, ins
talled 01/18/08 with Security NH2 Guard.
Column Temperature = 15 degrees C.
Injection volume = 50 uL.

New Syringe Valve 1/10/2008
Solvent Program updated 1/10/2008; Isocratic at 90:10 Water:Acetonitrile
and wash with 100% AcCN.
New column installed 11/21/2008; Phenomenex Luna Amino s/n=453648-5, 250
x4.6mm, 5 um.
New Calibration Curve run on 11/21/2008 using standards 08GCSV0336-341.
New Lamp installed 1/29/2009.
New Calibration Curve run on 1/29/2009 using standards 08GCSV336-241.

Data Handling: No peaks

Original Notes:

K9C7J1AH, 9097383, 10mL/10mL
****

Title : TestAmerica West Sacramento, Nitroguanidine Analysis on PDA
Run File : c:\star\data\04.2009\nq-4-10-2009=19;17;35-a9c310174-4ms.run
Method File : C:\Star\Methods\NQ_Amino_453648-5_01292009.mth
Sample ID : A9C310174-4MS

Injection Date: 4/10/2009 19:17 Calculation Date: 4/10/2009 19:25

Operator : fhk
Workstation:
Instrument : Varian Star #1
Channel : 16 = 263 nm
Detector Type: 9065
Bus Address : 4
Sample Rate : 2.71 Hz
Run Time : 7.993 min

** Star Chromatography Workstation Version 5.52 ** 00123-5E00-E5E-03F9 **

Chart Speed = 2.00 cm/min Attenuation = 20 Zero Offset = 15%
Start Time = 0.000 min End Time = 6.000 min Min / Tick = 1.00



Title : TestAmerica West Sacramento, Nitroguanidine Analysis on PDA
Run File : c:\star\data\04.2009\nq-4-10-2009=19;17;35-a9c310174-4ms.run
Method File : C:\Star\Methods\NQ_Amino_453648-5_01292009.mth
Sample ID : A9C310174-4MS

Injection Date: 4/10/2009 19:17 Calculation Date: 4/10/2009 19:25

Operator : fhk
Workstation:
Instrument : Varian Star #1
Channel : 16 = 263 nm
Detector Type: 9065
Bus Address : 4
Sample Rate : 2.71 Hz
Run Time : 7.993 min

** Star Chromatography Workstation Version 5.52 ** 00123-5E00-E5E-03F9 **

Run Mode : Analysis
Peak Measurement: Peak Height
Calculation Type: External Standard

Peak No.	Peak Name	Result (ppb)	Ret. Time (min)	Time Offset (min)	Height (counts)	Sep. Code	Width 1/2 (sec)	Status Codes
1	Nitroguanidi	226.7648	3.997	-0.029	1183	BB	5.3	
	Totals:	226.7648		-0.029	1183			

Total Unidentified Counts : 0 counts

Detected Peaks: 1 Rejected Peaks: 0 Identified Peaks: 1

Multiplier: 10 Divisor: 10 Unidentified Peak Factor: 0

Baseline Offset: 145 microAU

Noise (used): 213 microAU - monitored before this run

Vial: 35 Injection Number: 1 Full Loop Volume: 50 ul

****
Notes
****

TestAmerica West Sacramento, SAC-LC-0010, Nitroguanidine Analysis on PDA
, absorbance at 263nm.

O2N-NH-C(=NH)-NH2

Primary column = Phenomenex Luna Amino s/n=411655-2, 250x4.6mm, 5um, ins
talled 01/18/08 with Security NH2 Guard.
Column Temperature = 15 degrees C.
Injection volume = 50 uL.

New Syringe Valve 1/10/2008
Solvent Program updated 1/10/2008; Isocratic at 90:10 Water:Acetonitrile
and wash with 100% AcCN.
New column installed 11/21/2008; Phenomenex Luna Amino s/n=453648-5, 250
x4.6mm, 5 um.
New Calibration Curve run on 11/21/2008 using standards 08GCSV0336-341.
New Lamp installed 1/29/2009.
New Calibration Curve run on 1/29/2009 using standards 08GCSV336-241.

Original Notes:

K9C7J1CVS, 9097383, 10mL/10mL
****

Title : TestAmerica West Sacramento, Nitroguanidine Analysis on PDA
Run File : c:\star\data\04.2009\nq-4-10-2009=19;37;05-a9c310174-4msd.run
Method File : C:\Star\Methods\NQ_Amino_453648-5_01292009.mth
Sample ID : A9C310174-4MSD

Injection Date: 4/10/2009 19:37 Calculation Date: 4/10/2009 19:45

Operator : fhk Detector Type: 9065
Workstation: Bus Address : 4
Instrument : Varian Star #1 Sample Rate : 2.71 Hz
Channel : 16 = 263 nm Run Time : 7.993 min

** Star Chromatography Workstation Version 5.52 ** 00123-5E00-E5E-03F9 **

Chart Speed = 2.00 cm/min Attenuation = 20 Zero Offset = 15%
Start Time = 0.000 min End Time = 6.000 min Min / Tick = 1.00



Title : TestAmerica West Sacramento, Nitroguanidine Analysis on PDA
Run File : c:\star\data\04.2009\nq-4-10-2009=19;37;05-a9c310174-4msd.run
Method File : C:\Star\Methods\NQ_Amino_453648-5_01292009.mth
Sample ID : A9C310174-4MSD

Injection Date: 4/10/2009 19:37 Calculation Date: 4/10/2009 19:45

Operator : fhk
Workstation:
Instrument : Varian Star #1
Channel : 16 = 263 nm
Detector Type: 9065
Bus Address : 4
Sample Rate : 2.71 Hz
Run Time : 7.993 min

** Star Chromatography Workstation Version 5.52 ** 00123-5E00-E5E-03F9 **

Run Mode : Analysis
Peak Measurement: Peak Height
Calculation Type: External Standard

Peak No.	Peak Name	Result (ppb)	Ret. Time (min)	Time Offset (min)	Height (counts)	Sep. Code	Width 1/2 (sec)	Status Codes
1	Nitroguanidi	249.0723	4.001	-0.025	1299	BB	5.2	
	Totals:	249.0723		-0.025	1299			

Total Unidentified Counts : 0 counts

Detected Peaks: 1 Rejected Peaks: 0 Identified Peaks: 1

Multiplier: 10 Divisor: 10 Unidentified Peak Factor: 0

Baseline Offset: 46 microAU

Noise (used): 152 microAU - monitored before this run

Vial: 37 Injection Number: 1 Full Loop Volume: 50 ul

****
Notes
****

TestAmerica West Sacramento, SAC-LC-0010, Nitroguanidine Analysis on PDA
, absorbance at 263nm.

O2N-NH-C(=NH)-NH2

Primary column = Phenomenex Luna Amino s/n=411655-2, 250x4.6mm, 5um, ins
talled 01/18/08 with Security NH2 Guard.
Column Temperature = 15 degrees C.
Injection volume = 50 uL.

New Syringe Valve 1/10/2008
Solvent Program updated 1/10/2008; Isocratic at 90:10 Water:Acetonitrile
and wash with 100% AcCN.
New column installed 11/21/2008; Phenomenex Luna Amino s/n=453648-5, 250
x4.6mm, 5 um.
New Calibration Curve run on 11/21/2008 using standards 08GCSV0336-341.
New Lamp installed 1/29/2009.
New Calibration Curve run on 1/29/2009 using standards 08GCSV336-241.

Original Notes:

K9C7J1CWD, 9097383, 10mL/10mL
****

Title : TestAmerica West Sacramento, Nitroguanidine Analysis on PDA
Run File : c:\star\data\04.2009\nq-4-10-2009=19;56;36-08gcsv0338.run
Method File : C:\Star\Methods\NQ_Amino_453648-5_01292009.mth
Sample ID : 08GCSV0338

Injection Date: 4/10/2009 19:56 Calculation Date: 4/10/2009 20:04

Operator : fhk Detector Type: 9065
Workstation: Bus Address : 4
Instrument : Varian Star #1 Sample Rate : 2.71 Hz
Channel : 16 = 263 nm Run Time : 7.993 min

** Star Chromatography Workstation Version 5.52 ** 00123-5E00-E5E-03F9 **

Chart Speed = 2.00 cm/min Attenuation = 20 Zero Offset = 15%
Start Time = 0.000 min End Time = 6.000 min Min / Tick = 1.00

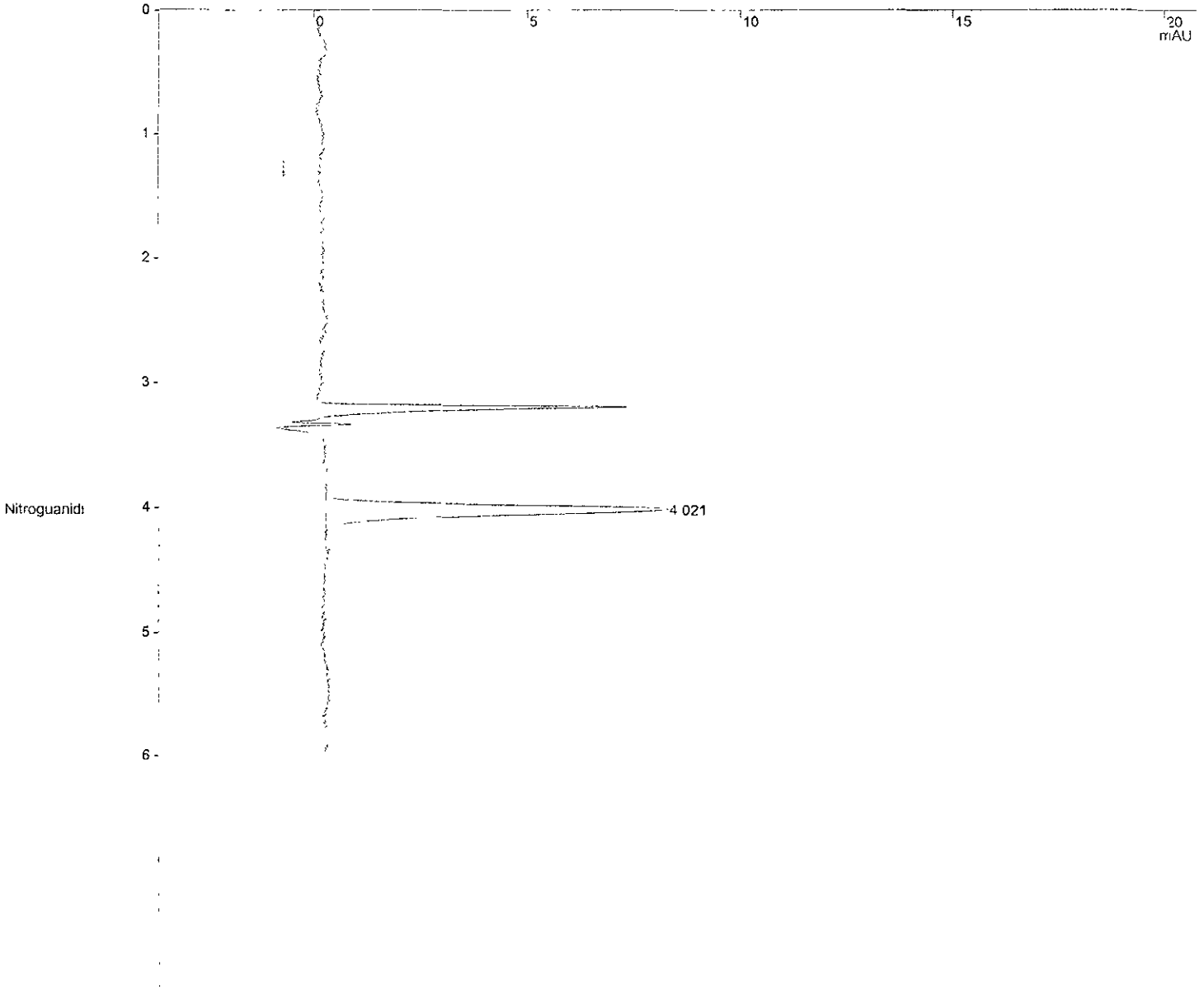

Verification Report

Title : TestAmerica West Sacramento, Nitroguanidine Analysis on PDA
Run File : c:\star\data\04.2009\nq-4-10-2009=19;56;36-08gcsv0338.run
Method File : C:\Star\Methods\NQ_Amino_453648-5_01292009.mth
Sample ID : 08GCSV0338

Injection Date: 4/10/2009 19:56 Calculation Date: 4/10/2009 20:04

Operator : fhk
Workstation:
Instrument : Varian Star #1
Channel : 16 = 263 nm
Detector Type: 9065
Bus Address : 4
Sample Rate : 2.71 Hz
Run Time : 7.993 min

** Star Chromatography Workstation Version 5.52 ** 00123-5E00-E5E-03F9 **

Run Mode : Verification
Peak Measurement: Peak Height
Calculation Type: External Standard
Level : 4
Tolerance : 15.0%

Peak No.	Peak Name	Expected Result (ppb)	Calculated Result (ppb)	Dev. %	Ret. Time (min)	Time Offset (min)	Height (counts)	Status Codes
1	Nitroguanidi	200.0000	199.9400	0.0	4.021	-0.005	1043	
	Totals:		199.9400			-0.005	1043	

Total Unidentified Counts : 0 counts

Detected Peaks: 1 Rejected Peaks: 0 Identified Peaks: 1

Multiplier: 1 Divisor: 1 Unidentified Peak Factor: 0

Baseline Offset: 160 microAU

Noise (used): 213 microAU - monitored before this run

Vial: 14 Injection Number: 1 Full Loop Volume: 50 ul

****
Notes
****

TestAmerica West Sacramento, SAC-LC-0010, Nitroguanidine Analysis on PDA
, absorbance at 263nm.

O2N-NH-C(=NH)-NH2

Primary column = Phenomenex Luna Amino s/n=411655-2, 250x4.6mm, 5um, ins
talled 01/18/08 with Security NH2 Guard.
Column Temperature = 15 degrees C.
Injection volume = 50 uL.

New Syringe Valve 1/10/2008
Solvent Program updated 1/10/2008; Isocratic at 90:10 Water:Acetonitrile
and wash with 100% AcCN.
New column installed 11/21/2008; Phenomenex Luna Amino s/n=453648-5, 250
x4.6mm, 5 um.
New Calibration Curve run on 11/21/2008 using standards 08GCSV0336-341.
New Lamp installed 1/29/2009.
New Calibration Curve run on 1/29/2009 using standards 08GCSV336-241.

Original Notes:

NQ STD 200 ng/mL
****

Title : TestAmerica West Sacramento, Nitroguanidine Analysis on PDA
Run File : c:\star\data\04.2009\nq-4-10-2009=20;16;10-08gcsv0341 mrl.run
Method File : C:\Star\Methods\NQ_Amino_453648-5_01292009.mth
Sample ID : 08GCSV0341 MRL

Injection Date: 4/10/2009 20:16 Calculation Date: 4/10/2009 20:24

Operator : fhk
Workstation:
Instrument : Varian Star #1
Channel : 16 = 263 nm

Detector Type: 9065
Bus Address : 4
Sample Rate : 2.71 Hz
Run Time : 7.999 min

** Star Chromatography Workstation Version 5.52 ** 00123-5E00-E5E-03F9 **

Chart Speed = 2.00 cm/min Attenuation = 20 Zero Offset = 15%
Start Time = 0.000 min End Time = 6.000 min Min / Tick = 1.00

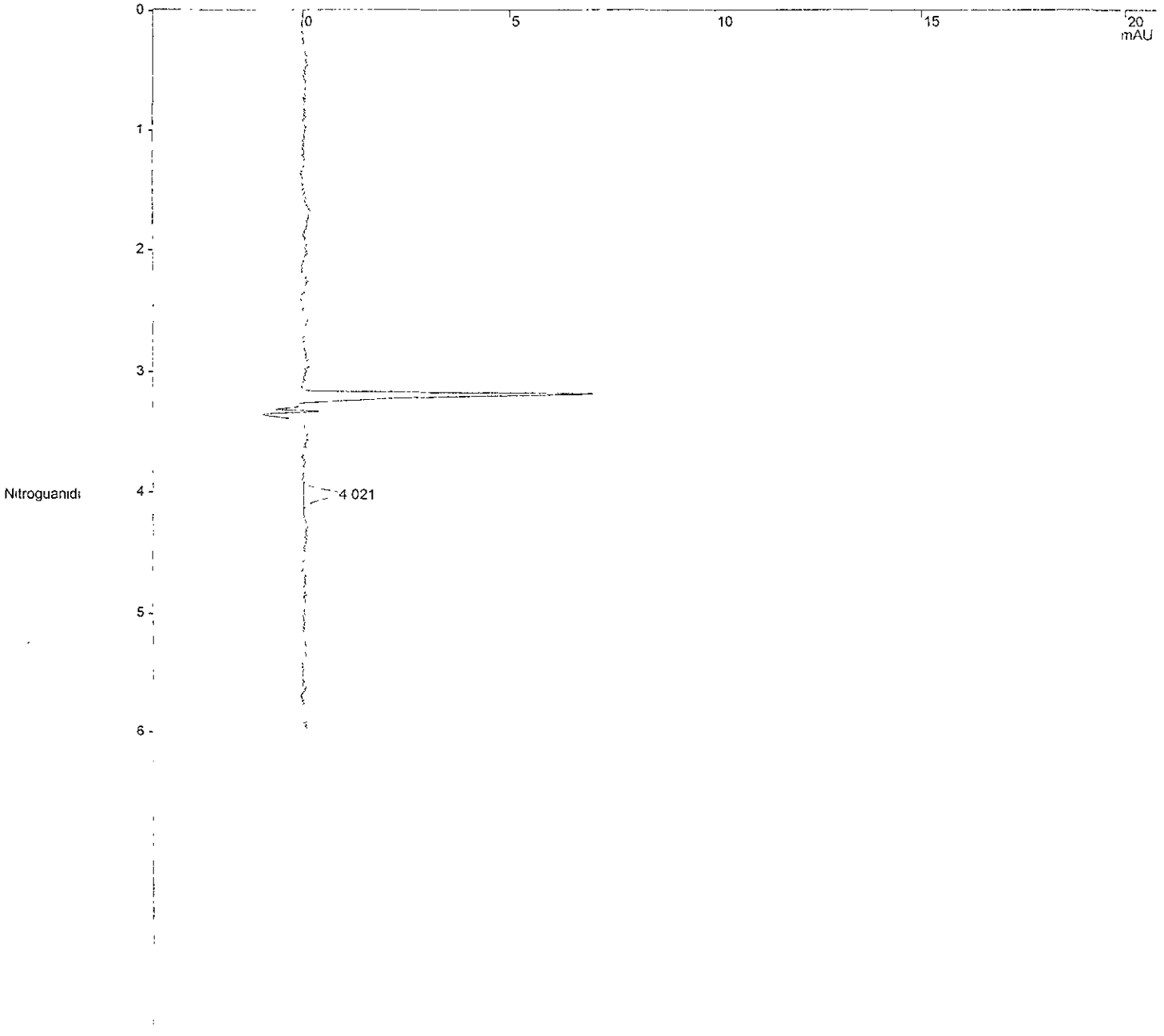

Verification Report

Title : TestAmerica West Sacramento, Nitroguanidine Analysis on PDA
Run File : c:\star\data\04.2009\nq-4-10-2009=20;16;10-08gcsv0341 mrl.run
Method File : C:\Star\Methods\NQ_Amino_453648-5_01292009.mth
Sample ID : 08GCSV0341 MRL

Injection Date: 4/10/2009 20:16 Calculation Date: 4/10/2009 20:24

Operator : fhk
Workstation:
Instrument : Varian Star #1
Channel : 16 = 263 nm
Detector Type: 9065
Bus Address : 4
Sample Rate : 2.71 Hz
Run Time : 7.999 min

** Star Chromatography Workstation Version 5.52 ** 00123-5E00-E5E-03F9 **

Run Mode : Verification
Peak Measurement: Peak Height
Calculation Type: External Standard
Level : 1
Tolerance : 15.0%

Peak No.	Peak Name	Expected Result (ppb)	Calculated Result (ppb)	Dev. %	Ret. Time (min)	Time Offset (min)	Height (counts)	Status Codes
1	Nitroguanidi	20.0000	21.6618	8.3	4.021	-0.005	113	
	Totals:		21.6618			-0.005	113	

Total Unidentified Counts : 0 counts

Detected Peaks: 1 Rejected Peaks: 0 Identified Peaks: 1

Multiplier: 1 Divisor: 1 Unidentified Peak Factor: 0

Baseline Offset: 61 microAU

Noise (used): 190 microAU - monitored before this run

Vial: 8 Injection Number: 1 Full Loop Volume: 50 ul

****
Notes
****

TestAmerica West Sacramento, SAC-LC-0010, Nitroguanidine Analysis on PDA
, absorbance at 263nm.

O2N-NH-C(=NH)-NH2

Primary column = Phenomenex Luna Amino s/n=411655-2, 250x4.6mm, 5um, ins
talled 01/18/08 with Security NH2 Guard.
Column Temperature = 15 degrees C.
Injection volume = 50 uL.

New Syringe Valve 1/10/2008
Solvent Program updated 1/10/2008; Isocratic at 90:10 Water:Acetonitrile
and wash with 100% AcCN.
New column installed 11/21/2008; Phenomenex Luna Amino s/n=453648-5, 250
x4.6mm, 5 um.
New Calibration Curve run on 11/21/2008 using standards 08GCSV0336-341.
New Lamp installed 1/29/2009.
New Calibration Curve run on 1/29/2009 using standards 08GCSV336-241.

Original Notes:

NQ STD 20 ng/mL
****

Initial Calibration

Includes (as applicable):

runlog

standard raw data

statistical summary

ms tune data

TestAmerica
THE LEADER IN ENVIRONMENTAL TESTING

West Sacramento

GC/HPLC ICAL Checklist

Instrument ID: PDA-1 NH2 ICAL ID: 45348-5-01292009 Method: NQ

Analytes Included in curve (with dates): Nitroglycerine

A. Included Sections of ICAL	Analyst	Reviewer	N/A
1. ICAL Summary included (for both columns if applicable).	—	✓	
2. ICAL Runlog included.	—	✓	
3. ICV Included and moved to after summary.	—	✓	
4. PEM meets requirements and is included for 8081.			—
5. Alkane Marker included for 8015 TPH.			—
6. ICAL Raw Data included for all analytes.	—	✓	
B. ICAL Summary			
1. All analytes meet %RSD or linear regression requirements.	—	✓	
2. ICAL meets requirements stated in SOP.	—	✓	
2. Any levels dropped are reviewed and appropriate.			—
3. All analytes in ICAL are in the ICAL summary.	—	✓	
4. RFs are calculated correctly. Perform Manual calculation.	—	✓	
C. ICAL Analysis			
1. Manual Integrations reviewed and appropriate.			—
2. All peaks correctly identified.	—	✓	
3. No analytes have saturated peaks.	—	✓	
4. RT windows set correctly (8015 TPH).			—
5. ICV meets requirements and is run after the ICAL.	—	✓	
6. Standards used in ICAL are current.	—	✓	
7. ICAL is copied to source method.			—

Curve Valid for:	Yes	No	Criteria
Standard SOP	—		RSD ≤20%, r≥ 0.995 (intercept <1/2RL for 8081,8082, NQ, 8310) and (<RL for 8330) and r>0.990 (intercept <RL for 8015), ICV≤15%, PEM ≤15%
DOD QSM V3	—		RSD ≤20%, r≥ 0.995, ICV≤20%, PEM ≤15%
AFCEE 3.1	—		RSD ≤20%, r≥ 0.995, ICV≤15%, PEM ≤15%
AFCEE 4.0	—		RSD ≤20%, r≥ 0.995, ICV≤20% (8081, 8082, 8015) and ICV≤25% (8330,8310), PEM ≤15%

Analyst: [signature] Date: 1/30/09

Reviewer: [signature] Date: 2/3/09

Comments:

Title : Calibration Block Report
Method File : c:\star\methods\nq_amino_453648-5_01292009.mth
Data Method Time : 1/30/2009 10:38

Requested Curve Type : linear
Requested Origin : force
Calibration Type : External Standard Analysis

Method Detector Type : 9065 Polychrom
Method Bus Address : 4
Method Channel : 16

Calibration Dates
Last Injection Date : 1/29/2009 20:51

Last Recalculation Date : 1/30/2009 10:38

**********Star Chromatography Workstation**********Version 5.52**********

Retention Time (min)	Peak Name	Curve\ Origin	X^3	X^2	X	C	r^2	Cal. Range	No. of Points	Edit Codes
3.998	Nitroguanidine	1 F			+5.2166e+000	+0.0000e+000	+9.9959e-001	1-6	6	

Curve Codes		Origin Codes		Edit Codes
1	linear	I	include	1 curve
2	quadratic	IG	ignore	2 origin
3	cubic	F	force	3 coefficient

Ret. Time: 3.998 min
Peak Name: Nitroguanidine
Peak Measurement: Height
Curve\Origin: 1 F

Level	Amount	Replicate No	Response	Avg. Response	Std. Dev.
1	20.000000	1	100 ✓	99.8	#
2	50.000000	1	261 ✓	261.2	#
3	100.000000	1	513 ✓	512.7	#
4	200.000000	1	1040 ✓	1039.9	#
5	500.000000	1	2521 ✓	2521.0	#
6	1000.000000	1	5262 ✓	5261.8	#

= Too few points to calculate.

Peak Name	Level	Rep.	Injection Date Time	Run Files
Nitroguanidine	1	1	1/29/2009 19:13	c:\... \data\01.2009\nq-1-29-2009=19,13,48-ical 1; 20.run
	2	1	1/29/2009 19:33	c:\... \data\01.2009\nq-1-29-2009=19,33,17-ical 2; 50 run
	3	1	1/29/2009 19:52	c:\... \data\01.2009\nq-1-29-2009=19;52;47-ical 3; 100 run
	4	1	1/29/2009 20:12	c:\... \data\01.2009\nq-1-29-2009=20;12;17-ical 4; 200.run
	5	1	1/29/2009 20:31	c:\... \data\01.2009\nq-1-29-2009=20,31;49-ical 5; 500.run
	6	1	1/29/2009 20:51	c:\... \data\01.2009\nq-1-29-2009=20;51;17-ical 6; 1000.run

North Canton

Print Date: 30 Jan 2009 10:38:42
Cal.bration Curves Report
File: c:\star\methods\nq_amino_453648-5_01292009.mth
Detector: 9065 Polychrom, Address: 4, Channel ID: 16

Nitroguanidine
External Standard Analysis
Resp Fact. RSD: 2.081%
Curve Type: Linear
Origin: Force
Coeff. Det.(r^2): 0.999592
y = +5.2166e+000x

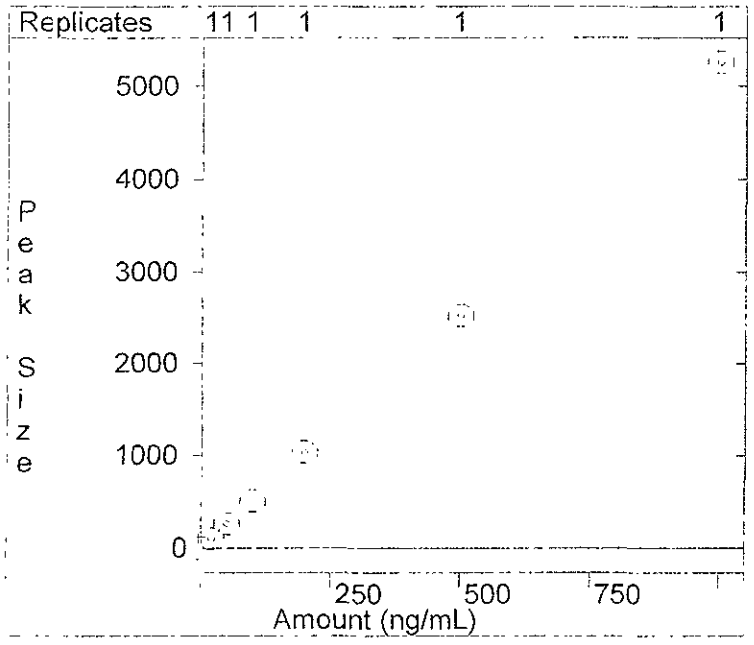

****

Varian Star Workstation - RecalcList Fri Jan 30 10:35:26 2009

RecalcList: C:\Star\Sample list\NQ-01.29.2009.RCL

Created: Thu Jan 29 16:26:15 2009
Modified: Thu Jan 29 22:54:23 2009

NQ Analysis 29 January 2009
WS-LC-0010

****

Line	Sample Type	Sample Name	Data File	In
1	Verification	Primer WS-LC-0010	nq-1-29-2009=16;37;50-primer ws-lc-0010.run	
2	Verification	Primer WS-LC-0010	nq-1-29-2009=16;57;22-primer ws-lc-0010.run	
3	Verification	Primer WS-LC-0010	nq-1-29-2009=17;16;51-primer ws-lc-0010.run	
4	Verification	Primer WS-LC-0010	nq-1-29-2009=17;36;21-primer ws-lc-0010.run	
5	Verification	Primer WS-LC-0010	nq-1-29-2009=17;55;51-primer ws-lc-0010.run	
6	Verification	Primer WS-LC-0010	nq-1-29-2009=18;15;18-primer ws-lc-0010.run	
7	Verification	Primer WS-LC-0010	nq-1-29-2009=18;34;45-primer ws-lc-0010.run	
8	Analysis	Blank	nq-1-29-2009=18;54;18-blank.run	
9	New Calib Block			
10	Calibration	ICAL 1; 20	nq-1-29-2009=19;13;48-ical 1; 20.run	
11	Calibration	ICAL 2; 50	nq-1-29-2009=19;33;17-ical 2; 50.run	
12	Calibration	ICAL 3; 100	nq-1-29-2009=19;52;47-ical 3; 100.run	
13	Calibration	ICAL 4; 200	nq-1-29-2009=20;12;17-ical 4; 200.run	
14	Calibration	ICAL 5; 500	nq-1-29-2009=20;31;49-ical 5; 500.run	
15	Calibration	ICAL 6; 1000	nq-1-29-2009=20;51;17-ical 6; 1000.run	
16	Print Calib			
17	Verification	ICV Std; 200	nq-1-29-2009=21;10;53-icv std; 200.run	
18	Analysis	2xMDL Std; 15	nq-1-29-2009=21;30;23-2xmdl std; 15.run	
19	Analysis	Blank	nq-1-29-2009=21;49;55-blank.run	
20	Verification	08GCSV0338	nq-1-29-2009=22;09;25-08gcsv0338.run	
21	Analysis	BLANK	nq-1-29-2009=22;44;13-blank.run	

Title : TestAmerica West Sacramento, Nitroguanidine Analysis on PDA
Run File : c:\star\data\01.2009\nq-1-29-2009=21;10;53-icv std; 200.run
Method File : C:\Star\Methods\NQ_Amino_453648-5_01292009.mth
Sample ID : ICV Std; 200

Injection Date: 1/29/2009 21:10 Calculation Date: 1/30/2009 10:38

Operator : fhk
Workstation:
Instrument : Varian Star #1
Channel : 16 = 263 nm

Detector Type: 9065
Bus Address : 4
Sample Rate : 2.71 Hz
Run Time : 7.993 min

** Star Chromatography Workstation Version 5.52 ** 00123-5E00-E5E-03F9 **

Chart Speed = 2.00 cm/min Attenuation = 20 Zero Offset = 15%
Start Time = 0.000 min End Time = 6.000 min Min / Tick = 1.00



Verification Report

Title : TestAmerica West Sacramento, Nitroguanidine Analysis on PDA
Run File : c:\star\data\01.2009\nq-1-29-2009=21;10;53-icv std; 200.run
Method File : C:\Star\Methods\NQ_Amino_453648-5_01292009.mth
Sample ID : ICV Std; 200

Injection Date: 1/29/2009 21:10 Calculation Date: 1/30/2009 10:38

Operator : fhk
Workstation:
Instrument : Varian Star #1
Channel : 16 = 263 nm
Detector Type: 9065
Bus Address : 4
Sample Rate : 2.71 Hz
Run Time : 7.993 min

** Star Chromatography Workstation Version 5.52 ** 00123-5E00-E5E-03F9 **

Run Mode : Verification
Peak Measurement: Peak Height
Calculation Type: External Standard
Level : 4
Tolerance : 15.0%

Peak No.	Peak Name	Expected Result (ppb)	Calculated Result (ppb)	Dev. %	Ret. Time (min)	Time Offset (min)	Height (counts)	Status Codes
1	Nitroguanidi	200.0000	200.2720	0.1	4.013	0.015	1045	
	Totals:		200.2720			0.015	1045	

Total Unidentified Counts : 0 counts

Detected Peaks: 2 Rejected Peaks: 1 Identified Peaks: 1

Multiplier: 1 Divisor: 1 Unidentified Peak Factor: 0

Baseline Offset: -30 microAU

Noise (used): 114 microAU - monitored before this run

Vial: 4 Injection Number: 1 Full Loop Volume: 50 ul

****
Notes
****

TestAmerica West Sacramento, SAC-LC-0010, Nitroguanidine Analysis on PDA , absorbance at 263nm.

O2N-NH-C(=NH)-NH2

Primary column = Phenomenex Luna Amino s/n=411655-2, 250x4.6mm, 5um, installed 01/18/08 with Security NH2 Guard.
Column Temperature = 15 degrees C.
Injection volume = 50 uL.

New Syringe Valve 1/10/2008
Solvent Program updated 1/10/2008; Isocratic at 90:10 Water:Acetonitrile and wash with 100% AcCN.
New column installed 11/21/2008; Phenomenex Luna Amino s/n=453648-5, 250 x4.6mm, 5 um.
New Calibration Curve run on 11/21/2008 using standards 08GCSV0336-341.
New Lamp installed 1/29/2009.
New Calibration Curve run on 1/29/2009 using standards 08GCSV336-241.

Original Notes:
09GCSV0032 1/31/09
~~08GCSV0161~~, NQ Std at 200ng/mL; Second Source Standard.

Appended Notes:

****

Title : TestAmerica West Sacramento, Nitroguanidine Analysis on PDA
Run File : c:\star\data\01.2009\nq-1-29-2009=19;13;48-ical 1; 20.run
Method File : C:\Star\Methods\NQ_Amino_453648-5_01292009.mth
Sample ID : ICAL 1; 20

Injection Date: 1/29/2009 19:13 Calculation Date: 1/30/2009 10:37

Operator : fhk
Workstation:
Instrument : Varian Star #1
Channel : 16 = 263 nm

Detector Type: 9065
Bus Address : 4
Sample Rate : 2.71 Hz
Run Time : 7.999 min

** Star Chromatography Workstation Version 5.52 ** 00123-5E00-E5E-03F9 **

Chart Speed = 2.00 cm/min Attenuation = 20 Zero Offset = 15%
Start Time = 0.000 min End Time = 6.000 min Min / Tick = 1.00



Title : TestAmerica West Sacramento, Nitroguanidine Analysis on PDA
Run File : c:\star\data\01.2009\nq-1-29-2009-19;13;48-ical 1; 20.run
Method File : C:\Star\Methods\NQ_Amino_453648-5_01292009.mth
Sample ID : ICAL 1; 20

Injection Date: 1/29/2009 19:13 Calculation Date: 1/30/2009 10:37

Operator : fhk Detector Type: 9065
Workstation: Bus Address : 4
Instrument : Varian Star #1 Sample Rate : 2.71 Hz
Channel : 16 = 263 nm Run Time : 7.999 min

** Star Chromatography Workstation Version 5.52 ** 00123-5E00-E5E-03F9 **

Run Mode : Calibration
Peak Measurement: Peak Height
Calculation Type: External Standard
Level : 1

Peak No.	Peak Name	Ret. Time (min)	Time Offset (min)	Height (counts)	Sep. Code	Width 1/2 (sec)	Status Codes
1	Nitroguanidi	3.987	0.001	100	BB	5.5	
	Totals:		0.001	100			

Total Unidentified Counts : 0 counts

Detected Peaks: 1 Rejected Peaks: 0 Identified Peaks: 1

Multiplier: N/A Divisor: N/A Unidentified Peak Factor: 0

Baseline Offset: 0 microAU

Noise (used): 144 microAU - monitored before this run

Vial: 8 Injection Number: 1 Full Loop Volume: 50 ul

****
Notes
****

TestAmerica West Sacramento, SAC-LC-0010, Nitroguanidine Analysis on PDA
, absorbance at 263nm.

O2N-NH-C(=NH)-NH2

Primary column = Phenomenex Luna Amino s/n=411655-2, 250x4.6mm, 5um, ins
talled 01/18/08 with Security NH2 Guard.
Column Temperature = 15 degrees C.
Injection volume = 50 uL.

New Syringe Valve 1/10/2008
Solvent Program updated 1/10/2008; Isocratic at 90:10 Water:Acetonitrile
and wash with 100% AcCN.
New column installed 11/21/2008; Phenomenex Luna Amino s/n=453648-5, 250
x4.6mm, 5 um.
New Calibration Curve run on 11/21/2008 using standards 08GCSV0336-341.
New Lamp installed 1/29/2009.
New Calibration Curve run on 1/29/2009 using standards 08GCSV336-241.

Original Notes:

08GCSV0341, NQ Std at 20ng/mL.

Appended Notes:

****

Title : TestAmerica West Sacramento, Nitroguanidine Analysis on PDA
Run File : c:\star\data\01.2009\nq-1-29-2009=19;33;17-ical 2; 50.run
Method File : C:\Star\Methods\NQ_Amino_453648-5_01292009.mth
Sample ID : ICAL 2; 50

Injection Date: 1/29/2009 19:33 Calculation Date: 1/30/2009 10:37

Operator : fhk
Workstation:
Instrument : Varian Star #1
Channel : 16 = 263 nm

Detector Type: 9065
Bus Address : 4
Sample Rate : 2.71 Hz
Run Time : 7.993 min

** Star Chromatography Workstation Version 5.52 ** 00123-5E00-E5E-03F9 **

Chart Speed = 2.00 cm/min Attenuation = 20 Zero Offset = 15%
Start Time = 0.000 min End Time = 6.000 min Min / Tick = 1.00

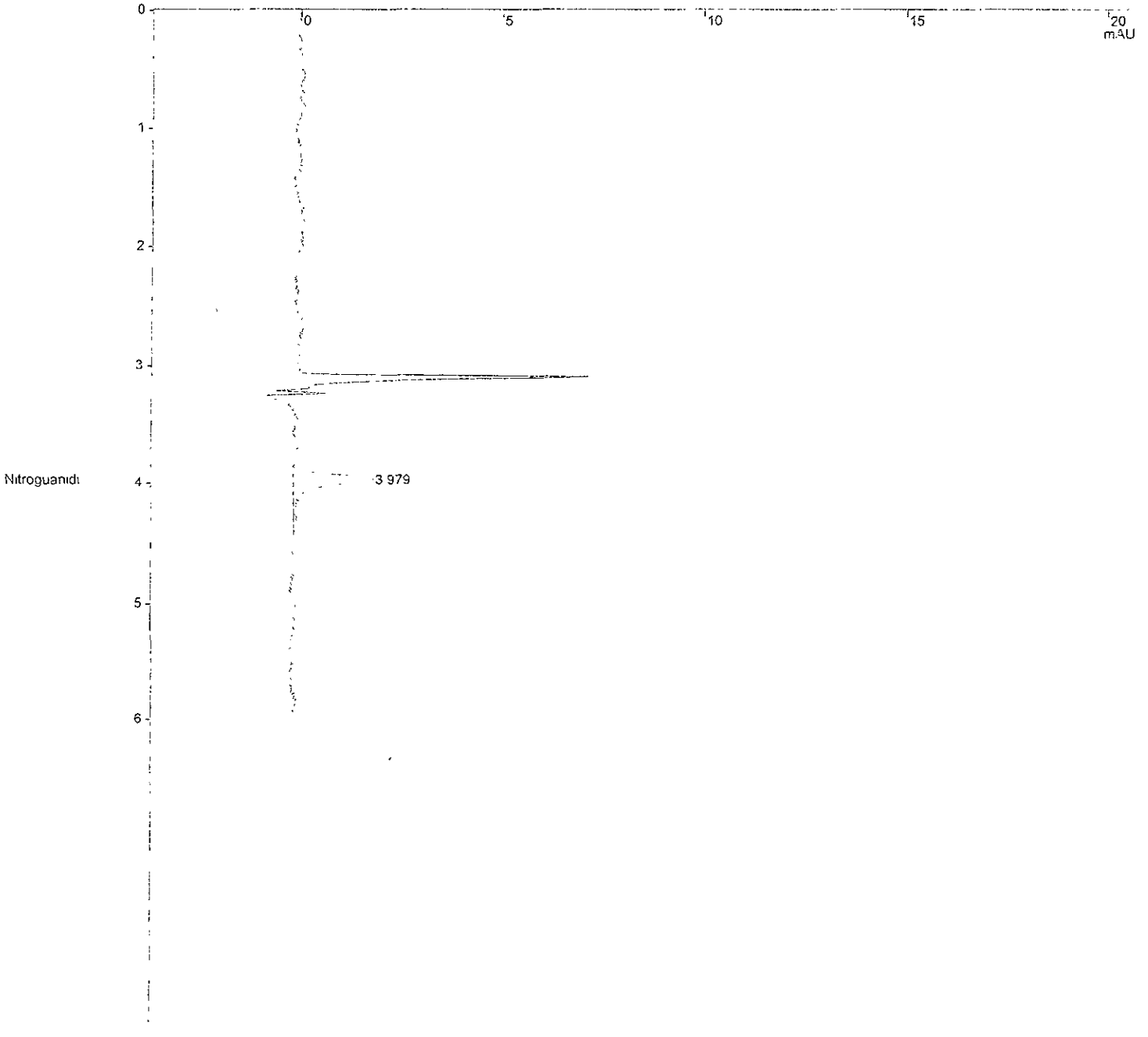

Title : TestAmerica West Sacramento, Nitroguanidine Analysis on PDA
Run File : c:\star\data\01.2009\nq-1-29-2009=19;33;17-ical 2; 50.run
Method File : C:\Star\Methods\NQ_Amino_453648-5_01292009.mth
Sample ID : ICAL 2; 50

Injection Date: 1/29/2009 19:33 Calculation Date: 1/30/2009 10:37

Operator : fhk
Workstation:
Instrument : Varian Star #1
Channel : 16 = 263 nm
Detector Type: 9065
Bus Address : 4
Sample Rate : 2.71 Hz
Run Time : 7.993 min

** Star Chromatography Workstation Version 5.52 ** 00123-5E00-E5E-03F9 **

Run Mode : Calibration
Peak Measurement: Peak Height
Calculation Type: External Standard
Level : 2

Peak No.	Peak Name	Ret. Time (min)	Time Offset (min)	Height (counts)	Sep. Code	Width 1/2 (sec)	Status Codes
1	Nitroguanidi	3.979	-0.007	261	BB	5.6	
	Totals:		-0.007	261			

Total Unidentified Counts : 0 counts

Detected Peaks: 1 Rejected Peaks: 0 Identified Peaks: 1

Multiplier: N/A Divisor: N/A Unidentified Peak Factor: 0

Baseline Offset: 46 microAU

Noise (used): 167 microAU - monitored before this run

Vial: 10 Injection Number: 1 Full Loop Volume: 50 ul

****
Notes
****

TestAmerica West Sacramento, SAC-LC-0010, Nitroguanidine Analysis on PDA
, absorbance at 263nm.

O2N-NH-C(=NH)-NH2

Primary column = Phenomenex Luna Amino s/n=411655-2, 250x4.6mm, 5um, ins
talled 01/18/08 with Security NH2 Guard.
Column Temperature = 15 degrees C.
Injection volume = 50 uL.

New Syringe Valve 1/10/2008
Solvent Program updated 1/10/2008; Isocratic at 90:10 Water:Acetonitrile
and wash with 100% AcCN.
New column installed 11/21/2008; Phenomenex Luna Amino s/n=453648-5, 250
x4.6mm, 5 um.
New Calibration Curve run on 11/21/2008 using standards 08GCSV0336-341.
New Lamp installed 1/29/2009.
New Calibration Curve run on 1/29/2009 using standards 08GCSV336-241.

Original Notes:

08GCSV0336, NQ Std at 50ng/mL.

Appended Notes:

****

Title : TestAmerica West Sacramento, Nitroguanidine Analysis on PDA
Run File : c:\star\data\01.2009\nq-1-29-2009=19;52;47-ical 3; 100.run
Method File : C:\Star\Methods\NQ_Amino_453648-5_01292009.mth
Sample ID : ICAL 3; 100

Injection Date: 1/29/2009 19:52 Calculation Date: 1/30/2009 10:37

Operator : fhk
Workstation:
Instrument : Varian Star #1
Channel : 16 = 263 nm

Detector Type: 9065
Bus Address : 4
Sample Rate : 2.71 Hz
Run Time : 7.993 min

** Star Chromatography Workstation Version 5.52 ** 00123-5E00-E5E-03F9 **

Chart Speed = 2.00 cm/min Attenuation = 20 Zero Offset = 15%
Start Time = 0.000 min End Time = 6.000 min Min / Tick = 1.00



Title : TestAmerica West Sacramento, Nitroguanidine Analysis on PDA
Run File : c:\star\data\01.2009\nq-1-29-2009=19;52;47-ical 3; 100.run
Method File : C:\Star\Methods\NQ_Amino_453648-5_01292009.mth
Sample ID : ICAL 3; 100

Injection Date: 1/29/2009 19:52 Calculation Date: 1/30/2009 10:37

Operator : fhk
Workstation:
Instrument : Varian Star #1
Channel : 16 = 263 nm
Detector Type: 9065
Bus Address : 4
Sample Rate : 2.71 Hz
Run Time : 7.993 min

** Star Chromatography Workstation Version 5.52 ** 00123-5E00-E5E-03F9 **

Run Mode : Calibration
Peak Measurement: Peak Height
Calculation Type: External Standard
Level : 3

Peak No.	Peak Name	Ret. Time (min)	Time Offset (min)	Height (counts)	Sep. Code	Width 1/2 (sec)	Status Codes
1	Nitroguanidi	4.004	0.026	513	BB	5.3	
	Totals:		0.026	513			

$\frac{513}{100} = 5.13$ resp factor

FHK 1/30/09

Total Unidentified Counts : 0 counts

Detected Peaks: 1 Rejected Peaks: 0 Identified Peaks: 1

Multiplier: N/A Divisor: N/A Unidentified Peak Factor: 0

Baseline Offset: -22 microAU

Noise (used): 183 microAU - monitored before this run

Vial: 12 Injection Number: 1 Full Loop Volume: 50 ul

****
Notes
****

TestAmerica West Sacramento, SAC-LC-0010, Nitroguanidine Analysis on PDA , absorbance at 263nm.

O2N-NH-C(=NH)-NH2

Primary column = Phenomenex Luna Amino s/n=411655-2, 250x4.6mm, 5um, installed 01/18/08 with Security NH2 Guard.
Column Temperature = 15 degrees C.
Injection volume = 50 uL.

New Syringe Valve 1/10/2008
Solvent Program updated 1/10/2008; Isocratic at 90:10 Water:Acetonitrile and wash with 100% AcCN.
New column installed 11/21/2008; Phenomenex Luna Amino s/n=453648-5, 250 x4.6mm, 5 um.
New Calibration Curve run on 11/21/2008 using standards 08GCSV0336-341.
New Lamp installed 1/29/2009.
New Calibration Curve run on 1/29/2009 using standards 08GCSV336-241.

Original Notes:

08GCSV0337, NQ Std at 100ng/mL.

Appended Notes:

****

Title : TestAmerica West Sacramento, Nitroguanidine Analysis on PDA
Run File : c:\star\data\01.2009\nq-1-29-2009=20;12;17-ical 4; 200.run
Method File : C:\Star\Methods\NQ_Amino_453648-5_01292009.mth
Sample ID : ICAL 4; 200

Injection Date: 1/29/2009 20:12 Calculation Date: 1/30/2009 10:38

Operator : fhk
Workstation:
Instrument : Varian Star #1
Channel : 16 = 263 nm

Detector Type: 9065
Bus Address : 4
Sample Rate : 2.71 Hz
Run Time : 7.999 min

** Star Chromatography Workstation Version 5.52 ** 00123-5E00-E5E-03F9 **

Chart Speed = 2.00 cm/min Attenuation = 20 Zero Offset = 15%
Start Time = 0.000 min End Time = 6.000 min Min / Tick = 1.00

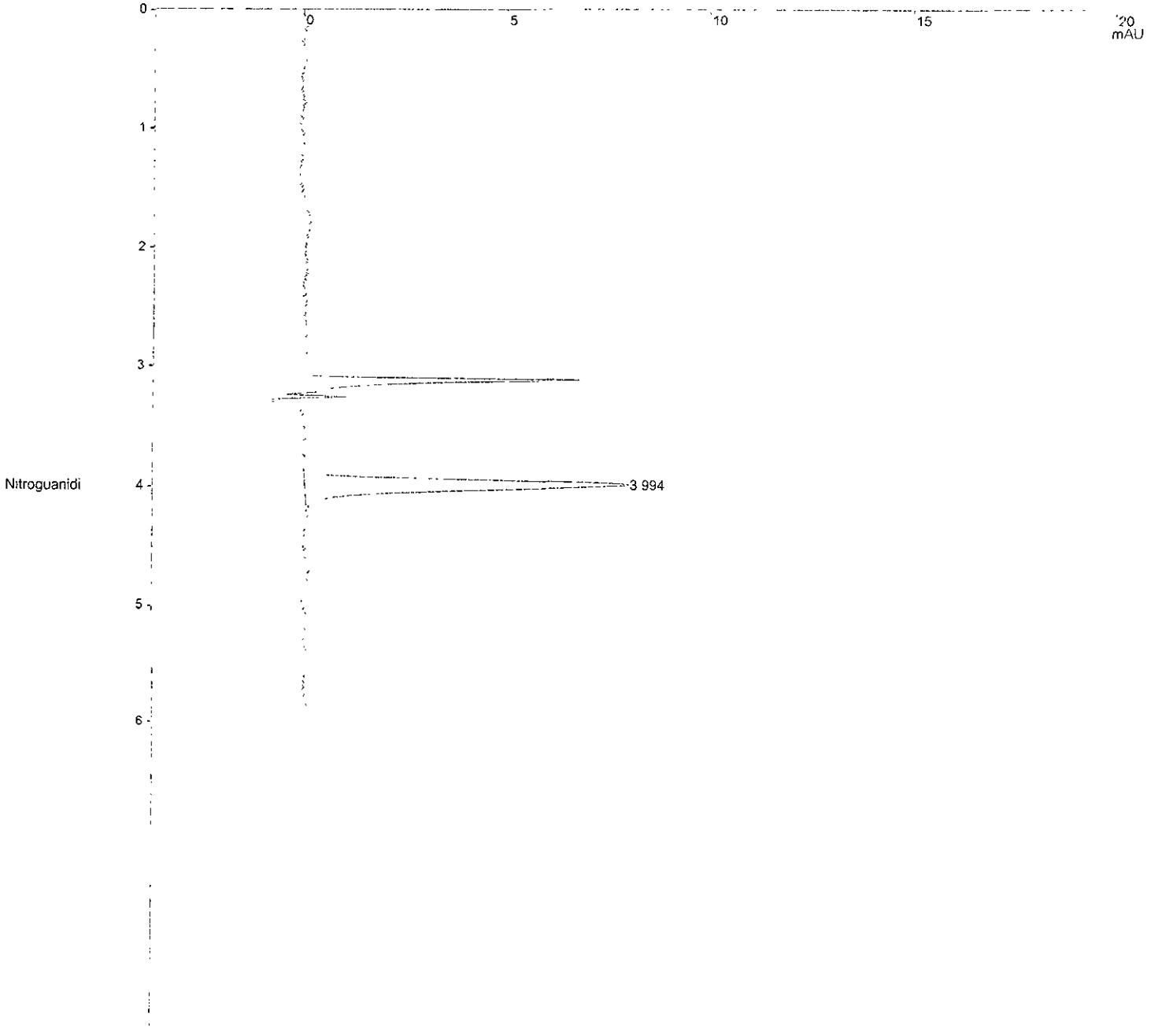

Title : TestAmerica West Sacramento, Nitroguanidine Analysis on PDA
Run File : c:\star\data\01.2009\nq-1-29-2009=20;12;17-ical 4; 200.run
Method File : C:\Star\Methods\NQ_Amino_453648-5_01292009.mth
Sample ID : ICAL 4; 200

Injection Date: 1/29/2009 20:12 Calculation Date: 1/30/2009 10:38

Operator : fhk
Workstation:
Instrument : Varian Star #1
Channel : 16 = 263 nm
Detector Type: 9065
Bus Address : 4
Sample Rate : 2.71 Hz
Run Time : 7.999 min

** Star Chromatography Workstation Version 5.52 ** 00123-5E00-E5E-03F9 **

Run Mode : Calibration
Peak Measurement: Peak Height
Calculation Type: External Standard
Level : 4

Peak No.	Peak Name	Ret. Time (min)	Time Offset (min)	Height (counts)	Sep. Code	Width 1/2 (sec)	Status Codes
1	Nitroguanidi	3.994	-0.009	1040	BB	5.4	
	Totals:		-0.009	1040			

Total Unidentified Counts : 0 counts

Detected Peaks: 1 Rejected Peaks: 0 Identified Peaks: 1

Multiplier: N/A Divisor: N/A Unidentified Peak Factor: 0

Baseline Offset: 130 microAU

Noise (used): 175 microAU - monitored before this run

Vial: 14 Injection Number: 1 Full Loop Volume: 50 ul

****
Notes
****

TestAmerica West Sacramento, SAC-LC-0010, Nitroguanidine Analysis on PDA
, absorbance at 263nm.

O2N-NH-C(=NH)-NH2

Primary column = Phenomenex Luna Amino s/n=411655-2, 250x4.6mm, 5um, ins
talled 01/18/08 with Security NH2 Guard.
Column Temperature = 15 degrees C.
Injection volume = 50 uL.

New Syringe Valve 1/10/2008
Solvent Program updated 1/10/2008; Isocratic at 90:10 Water:Acetonitrile
and wash with 100% AcCN.
New column installed 11/21/2008; Phenomenex Luna Amino s/n=453648-5, 250
x4.6mm, 5 um.
New Calibration Curve run on 11/21/2008 using standards 08GCSV0336-341.
New Lamp installed 1/29/2009.
New Calibration Curve run on 1/29/2009 using standards 08GCSV336-241.

Original Notes:

08GCSV0338, NQ Std at 200ng/mL.

Appended Notes:

****

Title : TestAmerica West Sacramento, Nitroguanidine Analysis on PDA
Run File : c:\star\data\01.2009\ng-1-29-2009=20;31;49-ical 5; 500.run
Method File : C:\Star\Methods\NQ_Amino_453648-5_01292009.mth
Sample ID : ICAL 5; 500

Injection Date: 1/29/2009 20:31 Calculation Date: 1/30/2009 10:38

Operator : fhk
Workstation:
Instrument : Varian Star #1
Channel : 16 = 263 nm
Detector Type: 9065
Bus Address : 4
Sample Rate : 2.71 Hz
Run Time : 7.999 min

** Star Chromatography Workstation Version 5.52 ** 00123-5E00-E5E-03F9 **

Chart Speed = 2.00 cm/min Attenuation = 20 Zero Offset = 15%
Start Time = 0.000 min End Time = 6.000 min Min / Tick = 1.00

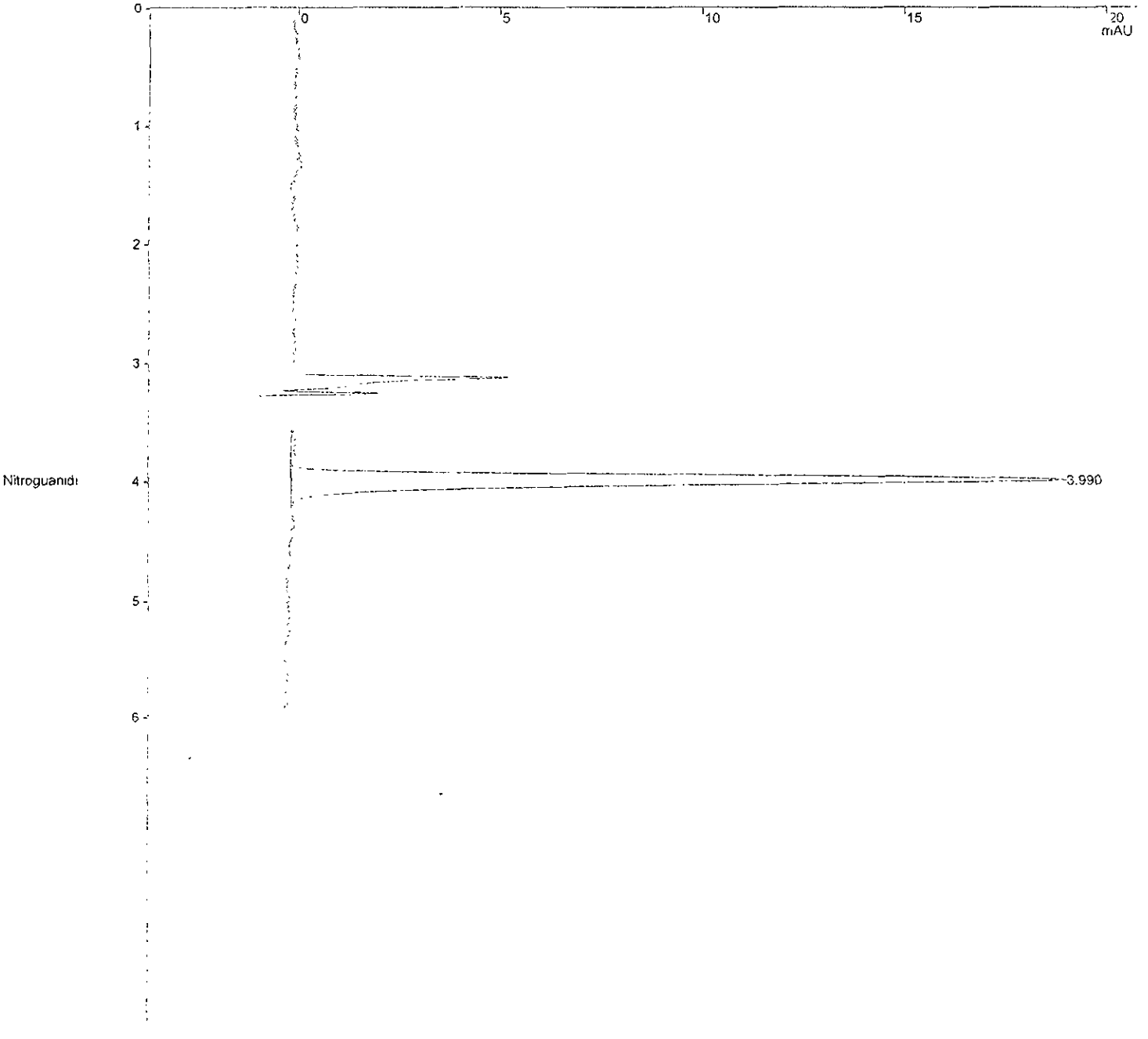

Title : TestAmerica West Sacramento, Nitroguanidine Analysis on PDA
Run File : c:\star\data\01.2009\nq-1-29-2009=20;31;49-ical 5; 500.run
Method File : C:\Star\Methods\NQ_Amino_453648-5_01292009.mth
Sample ID : ICAL 5; 500

Injection Date: 1/29/2009 20:31 Calculation Date: 1/30/2009 10:38

Operator : fhk
Workstation:
Instrument : Varian Star #1
Channel : 16 = 263 nm
Detector Type: 9065
Bus Address : 4
Sample Rate : 2.71 Hz
Run Time : 7.999 min

** Star Chromatography Workstation Version 5.52 ** 00123-5E00-E5E-03F9 **

Run Mode : Calibration
Peak Measurement: Peak Height
Calculation Type: External Standard
Level : 5

Peak No.	Peak Name	Ret. Time (min)	Time Offset (min)	Height (counts)	Sep. Code	Width 1/2 (sec)	Status Codes
1	Nitroguanidi	3.990	-0.004	2521	PB	5.4	
	Totals:		-0.004	2521			

Total Unidentified Counts : 0 counts

Detected Peaks: 2 Rejected Peaks: 1 Identified Peaks: 1

Multiplier: N/A Divisor: N/A Unidentified Peak Factor: 0

Baseline Offset: 175 microAU

Noise (used): 137 microAU - monitored before this run

Vial: 16 Injection Number: 1 Full Loop Volume: 50 ul

****
Notes
****

TestAmerica West Sacramento, SAC-LC-0010, Nitroguanidine Analysis on PDA
, absorbance at 263nm.

O2N-NH-C(=NH)-NH2

Primary column = Phenomenex Luna Amino s/n=411655-2, 250x4.6mm, 5um, ins
talled 01/18/08 with Security NH2 Guard.
Column Temperature = 15 degrees C.
Injection volume = 50 uL.

New Syringe Valve 1/10/2008
Solvent Program updated 1/10/2008; Isocratic at 90:10 Water:Acetonitrile
and wash with 100% AcCN.
New column installed 11/21/2008; Phenomenex Luna Amino s/n=453648-5, 250
x4.6mm, 5 um.
New Calibration Curve run on 11/21/2008 using standards 08GCSV0336-341.
New Lamp installed 1/29/2009.
New Calibration Curve run on 1/29/2009 using standards 08GCSV336-241.

Original Notes:

08GCSV0339, NQ Std at 500ng/mL.

Appended Notes:

****

Title : TestAmerica West Sacramento, Nitroguanidine Analysis on PDA
Run File : c:\star\data\01.2009\nq-1-29-2009=20;51;17-ical 6; 1000.run
Method File : C:\Star\Methods\NQ_Amino_453648-5_01292009.mth
Sample ID : ICAL 6; 1000

Injection Date: 1/29/2009 20:51 Calculation Date: 1/30/2009 10:38

Operator : fhk
Workstation:
Instrument : Varian Star #1
Channel : 16 = 263 nm

Detector Type: 9065
Bus Address : 4
Sample Rate : 2.71 Hz
Run Time : 7.993 min

** Star Chromatography Workstation Version 5.52 ** 00123-5E00-E5E-03F9 **

Chart Speed = 2.00 cm/min Attenuation = 20 Zero Offset = 15%
Start Time = 0.000 min End Time = 6.000 min Min / Tick = 1.00

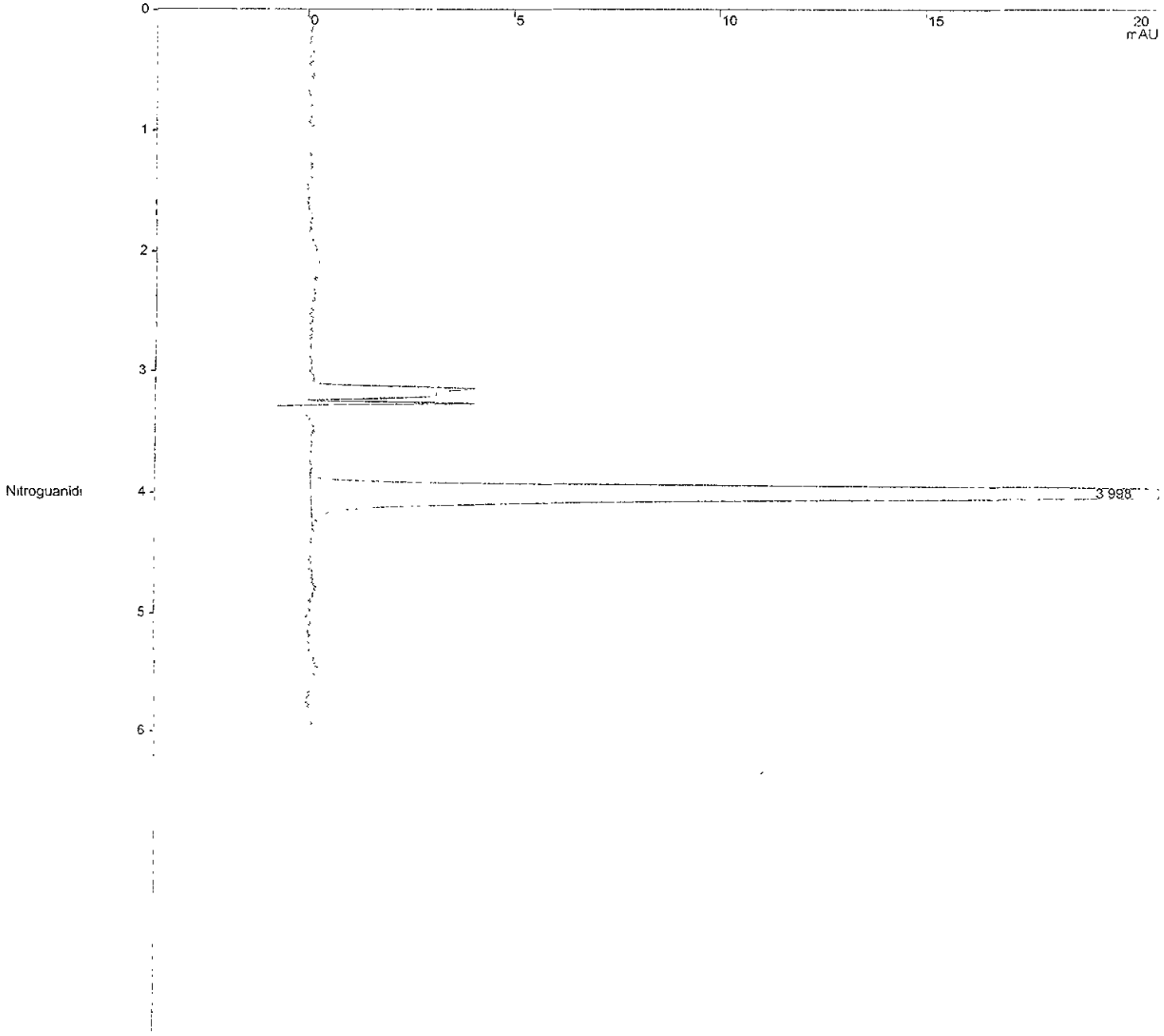

Print Date: Fri Jan 30 10:38:36 2009 Page 1 of 1

Title : TestAmerica West Sacramento, Nitroguanidine Analysis on PDA
Run File : c:\star\data\01.2009\nq-1-29-2009=20;51;17-ical 6; 1000.run
Method File : C:\Star\Methods\NQ_Amino_453648-5_01292009.mth
Sample ID : ICAL 6; 1000

Injection Date: 1/29/2009 20:51 Calculation Date: 1/30/2009 10:38

Operator : fhk
Workstation:
Instrument : Varian Star #1
Channel : 16 = 263 nm

Detector Type: 9065
Bus Address : 4
Sample Rate : 2.71 Hz
Run Time : 7.993 min

** Star Chromatography Workstation Version 5.52 ** 00123-5E00-E5E-03F9 **

Run Mode : Calibration
Peak Measurement: Peak Height
Calculation Type: External Standard
Level : 6

Peak No.	Peak Name	Ret. Time (min)	Time Offset (min)	Height (counts)	Sep. Code	Width 1/2 (sec)	Status Codes
1	Nitroguanidi	3.998	0.008	5262	BB	5.3	
	Totals:		0.008	5262			

$\frac{5262}{1000} = 5.262$ resp factor

1/30/09

Total Unidentified Counts : 0 counts

Detected Peaks: 1 Rejected Peaks: 0 Identified Peaks: 1

Multiplier: N/A Divisor: N/A Unidentified Peak Factor: 0

Baseline Offset: 114 microAU

Noise (used): 137 microAU - monitored before this run

Vial: 18 Injection Number: 1 Full Loop Volume: 50 ul

****
Notes
****

TestAmerica West Sacramento, SAC-LC-0010, Nitroguanidine Analysis on PDA
, absorbance at 263nm.

O2N-NH-C(=NH)-NH2

Primary column = Phenomenex Luna Amino s/n=411655-2, 250x4.6mm, 5um, ins
talled 01/18/08 with Security NH2 Guard.
Column Temperature = 15 degrees C.
Injection volume = 50 uL.

New Syringe Valve 1/10/2008
Solvent Program updated 1/10/2008; Isocratic at 90:10 Water:Acetonitrile
and wash with 100% AcCN.
New column installed 11/21/2008; Phenomenex Luna Amino s/n=453648-5, 250
x4.6mm, 5 um.
New Calibration Curve run on 11/21/2008 using standards 08GCSV0336-341.
New Lamp installed 1/29/2009.
New Calibration Curve run on 1/29/2009 using standards 08GCSV336-241.

Original Notes:

08GCSV0340, NQ Std at 1000ng/mL.

Appended Notes:

****

Title : TestAmerica West Sacramento, Nitroguanidine Analysis on PDA
Run File : c:\star\data\01.2009\nq-1-29-2009=21;30;23-2xmdl std; 15.run
Method File : C:\Star\Methods\NQ_Amino_453648-5_01292009.mth
Sample ID : 2xMDL Std; 15

Injection Date: 1/29/2009 21:30 Calculation Date: 1/30/2009 10:39

Operator : fhk Detector Type: 9065
Workstation: Bus Address : 4
Instrument : Varian Star #1 Sample Rate : 2.71 Hz
Channel : 16 = 263 nm Run Time : 7.999 min

** Star Chromatography Workstation Version 5.52 ** 00123-5E00-E5E-03F9 **

Chart Speed = 2.00 cm/min Attenuation = 20 Zero Offset = 15%
Start Time = 0.000 min End Time = 6.000 min Min / Tick = 1.00



Title : TestAmerica West Sacramento, Nitroguanidine Analysis on PDA
Run File : c:\star\data\01.2009\nq-1-29-2009=21;30;23-2xmdl std; 15.run
Method File : C:\Star\Methods\NQ_Amino_453648-5_01292009.mth
Sample ID : 2xMDL Std; 15

Injection Date: 1/29/2009 21:30 Calculation Date: 1/30/2009 10:39

Operator : fhk
Workstation:
Instrument : Varian Star #1
Channel : 16 = 263 nm
Detector Type: 9065
Bus Address : 4
Sample Rate : 2.71 Hz
Run Time : 7.999 min

** Star Chromatography Workstation Version 5.52 ** 00123-5E00-E5E-03F9 **

Run Mode : Analysis
Peak Measurement: Peak Height
Calculation Type: External Standard

Peak No.	Peak Name	Result (ppb)	Ret. Time (min)	Time Offset (min)	Height (counts)	Sep. Code	Width 1/2 (sec)	Status Codes
1	Nitroguanidi	14.8520	3.988	-0.010	77	PB	4.6	
	Totals:	14.8520		-0.010	77			

Total Unidentified Counts : 0 counts

Detected Peaks: 2 Rejected Peaks: 1 Identified Peaks: 1

Multiplier: 1 Divisor: 1 Unidentified Peak Factor: 0

Baseline Offset: 46 microAU

Noise (used): 198 microAU - monitored before this run

Vial: 6 Injection Number: 1 Full Loop Volume: 50 ul

****
Notes
****

TestAmerica West Sacramento, SAC-LC-0010, Nitroguanidine Analysis on PDA
, absorbance at 263nm.

O2N-NH-C(=NH)-NH2

Primary column = Phenomenex Luna Amino s/n=411655-2, 250x4.6mm, 5um, ins
talled 01/18/08 with Security NH2 Guard.
Column Temperature = 15 degrees C.
Injection volume = 50 uL.

New Syringe Valve 1/10/2008
Solvent Program updated 1/10/2008; Isocratic at 90:10 Water:Acetonitrile
and wash with 100% AcCN.
New column installed 11/21/2008; Phenomenex Luna Amino s/n=453648-5, 250
x4.6mm, 5 um.
New Calibration Curve run on 11/21/2008 using standards 08GCSV0336-341.
New Lamp installed 1/29/2009.
New Calibration Curve run on 1/29/2009 using standards 08GCSV336-241.

Original Notes:

08GCSV0334, NQ Std at 15ng/mL; 2 times MDL.

Appended Notes:

****

Varian Star Workstation - RecalcList Sat Apr 11 09:11:57 2009

RecalcList: C:\Star\Sample list\NQ-04.10.2009.RCL

Created: Fri Apr 10 10:39:19 2009
Modified: Fri Apr 10 21:01:08 2009

NQ Analysis 10 April 2009
WS-LC-0010

Line	Sample Type	Sample Name	Data File	Ir
1	Verification	Primer WS-LC-0010	nq-4-10-2009=10;50;53-primer ws-lc-0010.run	
2	Verification	Primer WS-LC-0010	nq-4-10-2009=11;10;20-primer ws-lc-0010.run	
3	Verification	Primer WS-LC-0010	nq-4-10-2009=11;29;49-primer ws-lc-0010.run	
4	Verification	Primer WS-LC-0010	nq-4-10-2009=11;49;18-primer ws-lc-0010.run	
5	Analysis	Blank Water	nq-4-10-2009=12;08;50-blank water.run	
6	Analysis	08GCSV0334 2XMDL	nq-4-10-2009=12;28;20-08gcsv0334 2xmdl.run	
7	Verification	08GCSV0338	nq-4-10-2009=12;47;49-08gcsv0338.run	
8	Verification	08GCSV0341 MRL	nq-4-10-2009=13;07;22-08gcsv0341 mrl.run	
9	Analysis	G9D030000-296-MB	nq-4-10-2009=13;26;54-g9d030000-296-mb.run	
10	Analysis	G9D030000-296-LCS	nq-4-10-2009=13;46;23-g9d030000-296-lcs.run	
11	Analysis	A9C10174-6	nq-4-10-2009=14;05;53-a9c10174-6.run	
12	Analysis	A9C10174-6MS	nq-4-10-2009=14;25;22-a9c10174-6ms.run	
13	Analysis	A9C10174-6MSD	nq-4-10-2009=14;44;52-a9c10174-6msd.run	
14	Analysis	A9C10174-7	nq-4-10-2009=15;04;18-a9c10174-7.run	
15	Analysis	A9C10174-8	nq-4-10-2009=15;23;46-a9c10174-8.run	
16	Analysis	A9C10174-9	nq-4-10-2009=15;43;15-a9c10174-9.run	
17	Analysis	A9C10174-10	nq-4-10-2009=16;02;43-a9c10174-10.run	
18	Analysis	A9C10174-11	nq-4-10-2009=16;22;11-a9c10174-11.run	
19	Verification	08GCSV0339	nq-4-10-2009=16;41;43-08gcsv0339.run	
20	Verification	08GCSV0341 MRL	nq-4-10-2009=17;01;16-08gcsv0341 mrl.run	
21	Analysis	A9C10174-12	nq-4-10-2009=17;20;46-a9c10174-12.run	
22	Analysis	G9D070000-383-MB	nq-4-10-2009=17;40;13-g9d070000-383-mb.run	
23	Analysis	G9D070000-383-LCS	nq-4-10-2009=17;59;43-g9d070000-383-lcs.run	
24	Analysis	A9C310174-2	nq-4-10-2009=18;19;10-a9c310174-2.run	
25	Analysis	A9C310174-3	nq-4-10-2009=18;38;40-a9c310174-3.run	
26	Analysis	A9C310174-4	nq-4-10-2009=18;58;08-a9c310174-4.run	
27	Analysis	A9C310174-4MS	nq-4-10-2009=19;17;35-a9c310174-4ms.run	
28	Analysis	A9C310174-4MSD	nq-4-10-2009=19;37;05-a9c310174-4msd.run	
29	Verification	08GCSV0338	nq-4-10-2009=19;56;36-08gcsv0338.run	
30	Verification	08GCSV0341 MRL	nq-4-10-2009=20;16;10-08gcsv0341 mrl.run	
31	Analysis	BLANK	nq-4-10-2009=20;50;57-blank.run	

Title : TestAmerica West Sacramento, Nitroguanidine Analysis on PDA
Run File : c:\star\data\04.2009\nq-4-10-2009=12;28;20-08gcsv0334 2xmdl.run
Method File : C:\Star\Methods\NQ_Amino_453648-5_01292009.mth
Sample ID : 08GCSV0334 2XMDL

Injection Date: 4/10/2009 12:28 Calculation Date: 4/10/2009 12:36

Operator : fhk
Workstation:
Instrument : Varian Star #1
Channel : 16 = 263 nm

Detector Type: 9065
Bus Address : 4
Sample Rate : 2.71 Hz
Run Time : 7.993 min

** Star Chromatography Workstation Version 5.52 ** 00123-5E00-E5E-03F9 **

Chart Speed = 2.00 cm/min Attenuation = 20 Zero Offset = 15%
Start Time = 0.000 min End Time = 6.000 min Min / Tick = 1.00

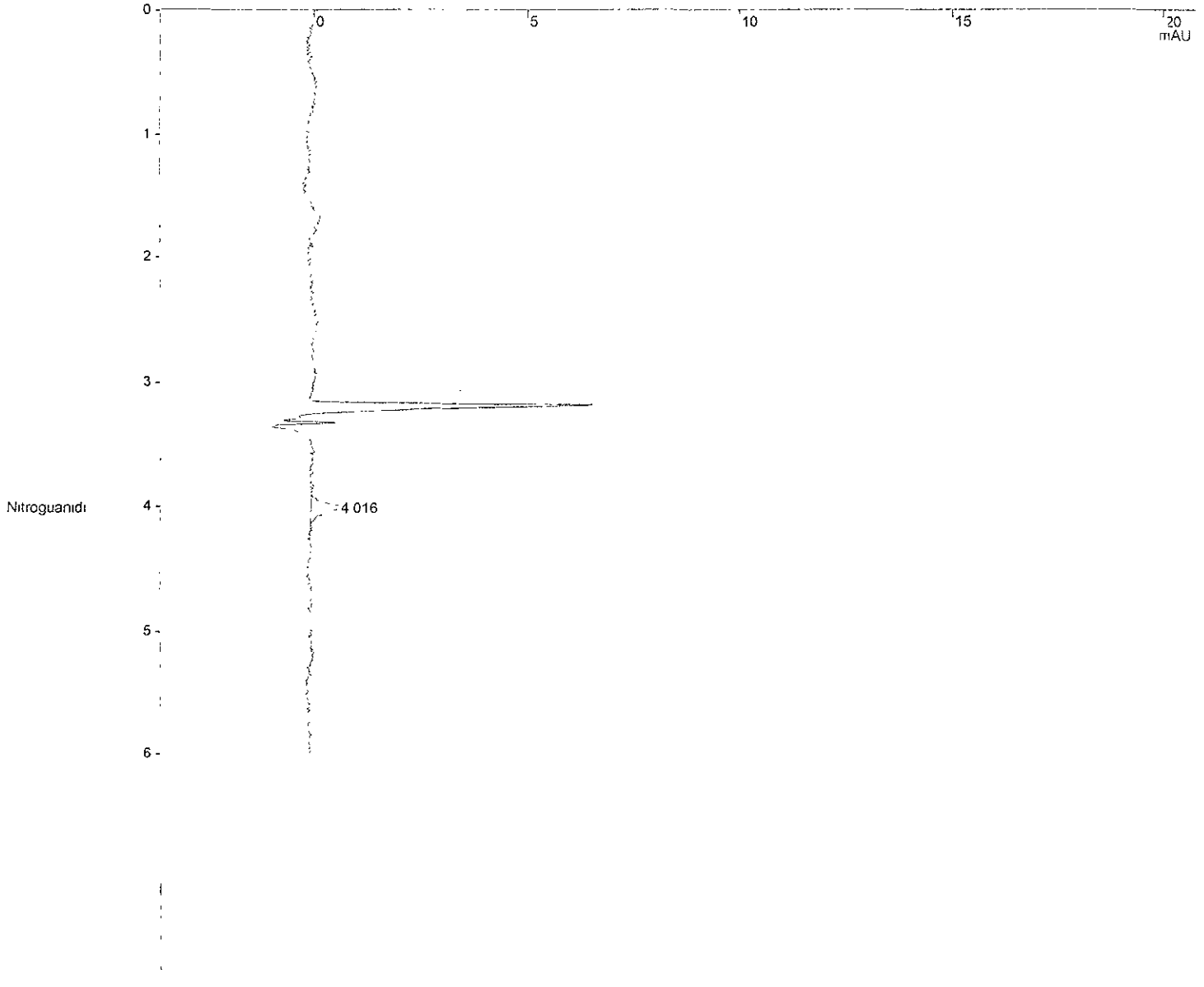

Title : TestAmerica West Sacramento, Nitroguanidine Analysis on PDA
Run File : c:\star\data\04.2009\nq-4-10-2009=12;28;20-08gcsv0334 2xmdl.run
Method File : C:\Star\Methods\NQ_Amino_453648-5_01292009.mth
Sample ID : 08GCSV0334 2XMDL

Injection Date: 4/10/2009 12:28 Calculation Date: 4/10/2009 12:36

Operator : fhk
Workstation:
Instrument : Varian Star #1
Channel : 16 = 263 nm
Detector Type: 9065
Bus Address : 4
Sample Rate : 2.71 Hz
Run Time : 7.993 min

** Star Chromatography Workstation Version 5.52 ** 00123-5E00-E5E-03F9 **

Run Mode : Analysis
Peak Measurement: Peak Height
Calculation Type: External Standard

Peak No.	Peak Name	Result (ppb)	Ret. Time (min)	Time Offset (min)	Height (counts)	Sep. Code	Width 1/2 (sec)	Status Codes
1	Nitroguanidi	16.4697	4.016	-0.010	86	BB	4.9	
	Totals:	16.4697		-0.010	86			

Total Unidentified Counts : 0 counts

Detected Peaks: 1 Rejected Peaks: 0 Identified Peaks: 1

Multiplier: 1 Divisor: 1 Unidentified Peak Factor: 0

Baseline Offset: 145 microAU

Noise (used): 183 microAU - monitored before this run

Vial: 6 Injection Number: 1 Full Loop Volume: 50 ul

****
Notes
****

TestAmerica West Sacramento, SAC-LC-0010, Nitroguanidine Analysis on PDA
, absorbance at 263nm.

O2N-NH-C(=NH)-NH2

Primary column = Phenomenex Luna Amino s/n=411655-2, 250x4.6mm, 5um, ins
talled 01/18/08 with Security NH2 Guard.
Column Temperature = 15 degrees C.
Injection volume = 50 uL.

New Syringe Valve 1/10/2008
Solvent Program updated 1/10/2008; Isocratic at 90:10 Water:Acetonitrile
ard wash with 100% AcCN.
New column installed 11/21/2008; Phenomenex Luna Amino s/n=453648-5, 250
x4.6mm, 5 um.
New Calibration Curve run on 11/21/2008 using standards 08GCSV0336-341.
New Lamp installed 1/29/2009.
New Calibration Curve run on 1/29/2009 using standards 08GCSV336-241.

Original Notes:

NQ STD 15ng/mL
****

Sample Extraction/Preparation Log Copies and Checklists

BW

TestAmerica West Sacramento
ESC-Extraction Master Sheet

Holding Time Due: 5/13/09
BATCH #: 9097383
Test #: NQ-L

Project Due: 4-10-09
Initiated By: ND
Extn Comp'd By: HA

Date: 4-7-09
Date: 4-7-09

QC Code	Lab ID	Sample Size ml / Initial Mass	Final Volume ml / Final Mass	Difference in Mass
B	MB	10.0	10.0	
C	LCS	10.0	10.0	4-7-09
	A9C310174-02	10.0	10.0	HD
	A9C310174-03	10.0	10.0	
	A9C310174-04	10.0	10.0	
S	A9C310174-4ms	10.0	10.0	
D	A9C310174-4msD	10.0	10.0	
	HD 4/7/09			

SOP No.: WS-LC-0010
EXTRACTION COMMENTS:

QC Codes	Standard Information				
	Volume	STD ID	Exp. Date	STD Name/Conc.	ppm/ppb
C,S,D	50ul	086CSV0328	4/10/09	NQ spike 50ug/ml	250

Spiked By / Date: HD- 4-7-09 Witnessed By / Date: SR 4.7.09

QC Codes: B = MB, C = LCS, L = LCSD, S = MS, D = SD, FB = Filter Blank

Q:\FORMS\QA-413 ESC EXTRACTION.DOC

QA-413 EM 3/17/05

4142

North Canton

RQC058

TestAmerica Laboratories, Inc.
EXTRACTION BENCH WORKSHEET

Run Date: 4/07/09
Time: 15:42:59

LEV 1	LEV 2		LEV 1	LEV 2	
Y	_	Blank	Y	_	Weights/Volumes
Y	_	Check	Y	_	Spike & Surrogate Worksheet
Y	_	MS/MSD	Y	_	Vial contains correct volume
			Y	_	Labels, greenbars, worksheets
				_	computer batch: correct & all match
			_	_	Anomalies to Extraction Method

_ Expanded Deliverable
_ COC Completed
Y Bench Sheet Copied
_ Package Submitted to AnalyticalGroup
_ Bench Sheet Copied per COC

Extractionist: 000915 Horacio J. Arauz

Concentrationist: 000915 Horacio J. Arauz

****
* *
* QC BATCH: 9097383 *
* *
****

PREP DATE: 4/07/09 14:00
COMP DATE: 4/07/09 15:00

Reviewer/Date: ARAUZH / 4/07/09

Organic Compounds by UV/HPLC
SONICATION - Low Level

EXTR EXPR	ANL DUE	LOT#,MSRUN#/ WORK ORDER	TEST FLGS	EXT	MTH	MATRIX	INIT/FIN WT/VOL	PH"S INIT	PH"S ADJ1	ADJ2	SOLVENTS EXTRACTION	VOL	EXCHANGE	VOL	SPIKE STANDARD/ SURROGATE ID
0/00/00	4/10/09	A9C310174-002 9097243 **K9C69-1-AH**	DR	13	V9	WATER	**10.0mL** 10.00mL	NA	NA	NA		.0		.0	NA
COMMENTS:															
0/00/00	4/10/09	A9C310174-003 9097243 **K9C7F-1-AH**	DR	13	V9	WATER	**10.0mL** 10.00mL	NA	NA	NA		.0		.0	NA
COMMENTS:															
0/00/00	4/10/09	A9C310174-004 9097243 **K9C7J-1-AH**	DR	13	V9	WATER	**10.0mL** 10.00mL	NA	NA	NA		.0		.0	NA
COMMENTS:															
0/00/00	4/10/09	A9C310174-004 9097243 **K9C7J-1-CVS**	DR	13	V9	WATER	**10.0mL** 10.00mL	NA	NA	NA		.0		.0	50UL-08GCSV0328 NA
COMMENTS:															
0/00/00	4/10/09	A9C310174-004 9097243 **K9C7J-1-CWD**	DR	13	V9	WATER	**10.0mL** 10.00mL	NA	NA	NA		.0		.0	50UL-08GCSV0328 NA
COMMENTS:															
0/00/00	0/00/00	G9D070000-383 **K9PQR-1-AAB**		13	V9	WATER	**10.0mL** 10.00mL	NA	NA	NA		.0		.0	NA
COMMENTS:															
0/00/00	0/00/00	G9D070000-383 **K9PQR-1-ACC**		13	V9	WATER	**10.0mL** 10.00mL	NA	NA	NA		.0		.0	50UL-08GCSV0328 NA
COMMENTS:															

.45 FILTER MILLIPORE R8JN03371.

R = RUSH C = CLP
E = EPA 600 D = EXP.DEL)

NUMBER OF WORK ORDERS IN BATCH: 7

M = CLIENT REQ MS/MSD

BW

TestAmerica
THE LEADER IN ENVIRONMENTAL TESTING

West Sacramento

Preparation Data Review Checklist

Prep Batch(es) 9097383 Test: NO-L

Prep Date: 4-7-09 Holding Times: 5-13-09 NCM: Y (N)

A. Spike Witness/Batch setup	Spike Witness	Reviewer
1. **Holding times checked?** NCMs filed as appropriate	✓	✓
2. QAS checked for QC instructions (LCS, LCSD, MS,MSD, etc)	✓	✓
3. Amount of samples in hood match amount of samples on bench sheet. Sample IDS match.	✓	NA
4. Worksheets have been checked for required spiking compounds	✓	✓
5. Spiking volumes are correctly documented	✓	✓
6. Std ID numbers on spike labels match numbers on bench sheet	✓	NA
7. Expiration dates have been checked	✓	✓
8. Calibration expiration dates on pipettors have been checked	✓	NA
9. Spiker and spike witness have signed and dated bench sheet	✓	✓
B. Weights and Volumes		
1. Recorded weights are in anticipated range	NA	✓
2. Balance upload or raw data for weights is included	NA	✓
3. Weights and volumes have been transcribed correctly to LIMS.	NA	✓
4. Weights are not targeted to meet exact weights.	NA	✓
5. Each weight or volume measurement is a unique record (no dittos or line downs)	NA	✓
C. Standards and Reagents		
1. Lot numbers for all reagents, including clean up stages, are recorded.	NA	✓
2. Are dates and analysts for cleanups recorded?	NA	✓
3. Are correct IDs used for standards? Are expiration dates to day/month/year, when listed?	NA	✓
D. Documentation		
1. Are all nonconformances documented appropriately?	NA	NA
2. QuantIMs entry correct, including dates and times.	NA	✓
3. Are all fields completed?	NA	✓

Spike witness: [signature] Date: 4-7-09

2nd Level Reviewer: [signature] Date: 4.7.09

Comments:

TestAmerica
THE LEADER IN ENVIRONMENTAL TESTING

TestAmerica West Sacramento

GC/HPLC Data Review Checklist

Lot ID: A9C310174 **Test:** NO-L **PM:** ~~RTO~~ MJL

Prep Batch(es) 9097383 **Due Date:** 4/13/09 **NCM:** Y (N)

A. Calibration/Instrument Run QC	Analyst	Reviewer	N/A
1. ICAL or ICAL Summary and CCV included.	—	✓	
2. ICAL, CCV Criteria met.	—	✓	
3. Multiple-eluters (TPH-D, 8081A, 8082) ICAL/CCVs appropriate and within criteria			—
4. CCVs every 10 samples/12 hours, all samples bracketed front and back.	—	✓	
5. PEM frequency and criteria met.			—
6. Peaks correctly ID'd by data system.	—	✓	
7. Method Number is identified on data.	—	✓	
B. QA/QC			
1. Method blank, LCS/LCSD and MS/SD frequencies met.	—	✓	
2. LCS/LCSD and MB data is included.	—	✓	
3. LCS/LCSD and MB data are within control limits. If not, NCM is present in Clouseau.	—	✓	
4. MS/MSD data complete.	—	✓	
5. Holding Times were met.	—	✓	
C. Sample Analysis			
1. Logbook copies for all injections made, including ICV standards and ICAL.	—	✓	
2. Logbooks/prep sheets properly filled out.	—	✓	
3. Manual Integrations reviewed and appropriate.			—
4. All raw data for samples is included (applies to unused data as well)	—	✓	
5. All analytes correctly reported.	—	✓	
6. Correct reporting limits used. (based on client request, prep factors, and dilutions)	—	✓	
D. Documentation			
1. Are all nonconformances documented appropriately?			—
2. Quantims entry correct, including dates and times.	—	✓	
3. Appropriate footnotes used.	—	✓	
4. Report sheets included and error-free.	—	✓	

Analyst: _____ Date: 4/11/09

2nd Level Reviewer: LMason Date: 4-13-09

Comments:

Appendix

Includes (as applicable):

retention time windows

MDL summaries

calculation explanation sheets

standard raw data

statistical summary

TestAmerica West Sacramento

Retention Time Window

INSTRUMENT ID: PDA-1
Varian 9012 with Polychrom 9065 and Autosampler 410

COLUMN ID: Phenomenex Luna 5u Amino 100A, 250x4.6mm
SN: 453648-5

	DATE	TIME	Run File
STANDARD 1:	02-Dec-08	1605	NQ-12-2-2008=16;05;53-ical 5;
STANDARD 2:	03-Dec-08	1943	NQ-12-03-2008=19;43;16-ical4;
STANDARD 3:	04-Dec-08	1244	NQ-12-04-2008=12;44;59-ical 4

ANALYTE	RETENTION TIME 1	RETENTION TIME 2	RETENTION TIME 3	STANDARD DEVIATION	+/- 3 STD DEVIATION
PDA at 263nm					
Nitroguanidine	4.014	4.016	4.006	0.005	0.15 *

Entry by Frank Kenney 12/4/08

Note: The retention time window is the retention time +/- 0.15 minute, or 3X the standard deviation, whichever is greater. A * indicates that 3X the standard deviation is less than 0.15 minute, and that 0.15 minute was substituted in the 3X standard deviation column.

SOLID, 8330, Explosives

Raw Data Package

Run/Batch Data

Includes (as applicable):

runlogs

continuing calibration standards

interference/performance check standards

continuing calibration blanks

method blanks

lcs

ms/sd

sample raw data

ms tune data

TestAmerica West Sacramento
GC/LC INSTRUMENT LOG

Page 2 of Batch 04072009 on Instrument LC10
For header information, refer to the first page of this batch's log.

Date	Time	Operator	Sample ID	File ID	Vol or Wt	Extract Vol	Diln	Comments
09-APR-2009	13:00	fhk	K9E8K1AA 9096130 A9D010218-2 1	A-000051	1028.77 mL	20 mL	1	
09-APR-2009	13:51	fhk	K83PD1AC 9085256 G9C240292-1 5	A-000052	1036.39 mL	20 mL	5	
09-APR-2009	14:41	fhk	K9GXN1AA 9092289 G9D020000-289	A-000053.	1000 mL	20 mL	1	
09-APR-2009	15:32	fhk	K9GXN1AC 9092289 G9D020000-289	A-000054.	1000 mL	20 mL	1	
09-APR-2009	16:23	fhk	K9GXN1AD 9092289 G9D020000-289	A-000055.	1000 mL	20 mL	1	
09-APR-2009	17:13	fhk	K9C691AF 9092289 A9C310174-2 1	A-000056	991.9 mL	20 mL	1	
09-APR-2009	18:04	fhk	STD_5 09GCSV0052 .2K/.1/ 1/ 1/	A-000057	0 g	0 mL	1	
09-APR-2009	18:55	fhk	MRL_1 09GCSV0057 20/5/20/20/20	A-000058.	0 g	0 mL	1	
09-APR-2009	19:46	fhk	K9C7F1AF 9092289 A9C310174-3 1	A-000059.	956.3 mL	20 mL	1	
09-APR-2009	20:36	fhk	K9C7J1AF 9092289 A9C310174-4 1	A-000060.	1003.52 mL	20 mL	1	
09-APR-2009	21:27	fhk	K9J8F1AA 9093292 G9D030000-292	A-000061.	2 g	40 mL	1	
09-APR-2009	22:17	fhk	K9J8F1AC 9093292 G9D030000-292	A-000062.	2 g	40 mL	1	
09-APR-2009	23:08	fhk	K9C7R1A9 9093292 A9C310174-6 1	A-000063.	2 g	40 mL	1	
09-APR-2009	23:59	fhk	K9C7R1E6 9093292 A9C310174-6 S	A-000064.	2.03 g	40 mL	1	
10-APR-2009	00:49	fhk	K9C7R1E7 9093292 A9C310174-6 D	A-000065	2.02 g	40 mL	1	
10-APR-2009	01:40	fhk	K9C7W1AL 9093292 A9C310174-7 1	A-000066.	2 g	40 mL	1	
10-APR-2009	02:30	fhk	K9C711AL 9093292 A9C310174-8 1	A-000067.	2 g	40 mL	1	
10-APR-2009	03:21	fhk	K9C721AL 9093292 A9C310174-9 1	A-000068.	2.03 g	40 mL	1	
10-APR-2009	04:12	fhk	STD_5 09GCSV0052 .2K/.1/.1/.1/	A-000069.	0 g	0 mL	1	
10-APR-2009	05:02	fhk	MRL_1 09GCSV0057 20/5/20/20/20	A-000070.	0 g	0 mL	1	
10-APR-2009	05:52	fhk	K9C731AX 9093292 A9C310174-10	A-000071.	2.01 g	40 mL	1	
10-APR-2009	06:43	fhk	K9C761AX 9093292 A9C310174-11	A-000072.	2.04 g	40 mL	1	
10-APR-2009	07:34	fhk	K9C771AX 9093292 A9C310174-12	A-000073.	2.03 g	40 mL	1	
10-APR-2009	08:24	fhk	K87GF2AA 9091508 C9C260266-1 5	A-000074	2.01 g	40 mL	5	
10-APR-2009	09:14	fhk	K87GT2AA 9091508 C9C260266-7 5	A-000075.	2.04 g	40 mL	5	
10-APR-2009	10:20	fhk	K86JG1ACC 9085255 LCS RI 1X	A-000076.	1000 mL	20 mL	1	
10-APR-2009	11:11	fhk	K86JG1ADL 9085255 LCSD RI 1X	A-000077.	1000 mL	20 mL	1	
10-APR-2009	12:01	fhk	STD_5 09GCSV0052 .2K/ 1/.1/.1/	A-000078.	0 g	0 mL	1	
10-APR-2009	12:52	fhk	MRL_1 09GCSV0057 20/5/20/20/20	A-000079.	0 g	0 mL	1	

TestAmerica West Sacramento
GC/LC INSTRUMENT LOG

Inst ID: LC10 Batch ID: 04072009
Method : Method 8330 Test : SOP SAC-LC-0009
ICAL Date: See Calibration Report

Date	Time	Operator	Sample ID	File ID	Vol or Wt	Extract Vol	Diln	Comments
07-APR-2009	18 50	fhk	Primer	A-000001	0 g	0 mL	1	
07-APR-2009	19:41	fhk	Primer	A-000002.	0 g	0 mL	1	
07-APR-2009	20:31	fhk	STD_5 09GCSV0052 .2K/.1/.1/.1/	A-000003.	0 g	0 mL	1	
07-APR-2009	21:22	fhk	K9J701AA 9093288 G9D030000-288	A-000004.	10 g	80 mL	1	
07-APR-2009	22:12	fhk	K9J701AC 9093288 G9D030000-288	A-000005.	10 g	80 mL	1	
07-APR-2009	23 03	fhk	K83CR2AG 9093288 G9C240231-13	A-000006.	10 g	80 mL	1	
07-APR-2009	23:53	fhk	K9EL31AC 9093288 G9D010148-1 1	A-000007.	10.01 g	80 mL	1	
08-APR-2009	00 44	fhk	K9EL31CC 9093288 G9D010148-1 S	A-000008.	10 g	80 mL	1	
08-APR-2009	01:34	fhk	K9EL31CD 9093288 G9D010148-1 D	A-000009.	10 g	80 mL	1	
08-APR-2009	02:25	fhk	K9EL71AN 9093288 G9D010148-2 1	A-000010.	10 g	80 mL	1	
08-APR-2009	03 15	fhk	K9EL81AN 9093288 G9D010148-3 1	A-000011.	10.02 g	80 mL	1	
08-APR-2009	04 06	fhk	STD_6 09GCSV0054 .5K/.2/.2/.2/	A-000012.	0 g	0 mL	1	
08-APR-2009	04 57	fhk	K9FM21AA 9091508 G9D010000-508	A-000013.	2 g	40 mL	1	
08-APR-2009	05 47	fhk	K9FM21AC 9091508 G9D010000-508	A-000014.	2 g	40 mL	1	
08-APR-2009	06:38	fhk	K87GF1AA 9091508 C9C260266-1 1	A-000015.	2.01 g	40 mL	1	
08-APR-2009	07 28	fhk	K87GK1AA 9091508 C9C260266-2 1	A-000016.	2 g	40 mL	1	
08-APR-2009	08:19	fhk	K87GL1AA 9091508 C9C260266-3 1	A-000017.	2.03 g	40 mL	1	
08-APR-2009	09:09	fhk	K87GN1AA 9091508 C9C260266-4 1	A-000018.	1 97 g	40 mL	1	
08-APR-2009	10:00	fhk	K87GP1AA 9091508 C9C260266-5 1	A-000019	2 g	40 mL	1	
08-APR-2009	10:51	fhk	K87GQ1AA 9091508 C9C260266-6 1	A-000020.	1.99 g	40 mL	1	
08-APR-2009	11:41	fhk	K87GT1AA 9091508 C9C260266-7 1	A-000021.	2 04 g	40 mL	1	
08-APR-2009	12:32	fhk	K87GW1AA 9091508 C9C260266-8 1	A-000022.	2.01 g	40 mL	1	
08-APR-2009	13:23	fhk	STD_5 09GCSV0052 .2K/.1/.1/.1/	A-000023.	0 g	0 mL	1	
08-APR-2009	14.13	fhk	K8VX91A4 9091508 C9C200146-1 1	A-000024.	1.98 g	40 mL	1	
08-APR-2009	15:04	fhk	K8V0F1AF 9091508 C9C200146-2 1	A-000025.	2.01 g	40 mL	1	
08-APR-2009	15:54	fhk	K8V0J1AF 9091508 C9C200146-3 1	A-000026.	1.97 g	40 mL	1	
08-APR-2009	16:45	fhk	K8V0K1A9 9091508 C9C200146-4 1	A-000027.	2.01 g	40 mL	1	
08-APR-2009	17:36	fhk	K8V0R1AF 9091508 C9C200146-5 1	A-000028	2 01 g	40 mL	1	
08-APR-2009	18.26	fhk	K8V0T1AF 9091508 C9C200146-6 1	A-000029	1 99 g	40 mL	1	
08-APR-2009	19.17	fhk	K8V0T1CQ 9091508 C9C200146-6 S	A-000030.	2 g	40 mL	1	
08-APR-2009	20:08	fhk	K8V0T1CR 9091508 C9C200146-6 D	A-000031.	2.01 g	40 mL	1	
08-APR-2009	20:58	fhk	K8V001A8 9091508 C9C200146-7 1	A-000032.	1.99 g	40 mL	1	
08-APR-2009	21.49	fhk	K8V031AF 9091508 C9C200146-8 1	A-000033.	2 g	40 mL	1	
08-APR-2009	22 39	fhk	STD_5 09GCSV0052 2K/.1/.1/.1/	A-000034.	0 g	0 mL	1	
08-APR-2009	23:30	fhk	K8V051AF 9091508 C9C200146-9 1	A-000035.	2.01 g	40 mL	1	
09-APR-2009	00:21	fhk	K8V081AF 9091508 C9C200146-10	A-000036.	1.99 g	40 mL	1	
09-APR-2009	01:11	fhk	K8V091AF 9091508 C9C200146-11	A-000037.	2 g	40 mL	1	
09-APR-2009	02:02	fhk	K86JG1ADL 9085255 LCSD RI 1X	A-000038.	1000 mL	20 mL	1	
09-APR-2009	02:52	fhk	K9CT01ADL 9090203 LCS RI 1X	A-000039.	1000 mL	20 mL	1	
09-APR-2009	03:43	fhk	K83PD1AC 9085256 G9C240232-1 5	A-000040.	1000 mL	20 mL	5	
09-APR-2009	04:33	fhk	K9MCL1AA 9096130 G9D060000-130	A-000041.	1000 mL	20 mL	1	
09-APR-2009	05.24	fhk	K9MCL1AC 9096130 G9D060000-130	A-000042	1000 mL	20 mL	1	
09-APR-2009	06:14	fhk	K9E6F1AA 9096130 A9D010211-1 1	A-000043	1039.13 mL	20 mL	1	
09-APR-2009	07:05	fhk	K9E6F1AC 9096130 A9D010211-1 S	A-000044.	1038.84 mL	20 mL	1	
09-APR-2009	07:55	fhk	STD_5 09GCSV0052 .2K/ 1/ 1/.1/	A-000045.	0 g	0 mL	1	
09-APR-2009	08:46	fhk	MRL_1 09GCSV0057 20/5/20/20/20	A-000046.	0 g	0 mL	1	
09-APR-2009	09:36	fhk	K9E6F1AD 9096130 A9D010211-1 D	A-000047.	1029.93 mL	20 mL	1	
09-APR-2009	10:28	fhk	K9E6T1AA 9096130 A9D010211-3 1	A-000048.	1020 03 mL	20 mL	1	
09-APR-2009	11:19	fhk	K9E621AA 9096130 A9D010211-5 1	A-000049	1021 12 mL	20 mL	1	
09-APR-2009	12:09	fhk	K9E641AA 9096130 A9D010211-6 1	A-000050	1010 64 mL	20 mL	1	

Sequence continued on next page

TestAmerica West Sacramento

A-000057.D

Chromatography Summary

Injection Date: 4/9/2009 18.04 **Operator:** fhk

DataFile: LC10.I\04072009.B\A-000057.D **Vial Num:** 8

Instrument ID: LC10

Method 8330 Target Analyte Results

Sample : **STD_5 09GCSV0052 .2K/.1/.1/.1/.1**

Method File: LC10 I\04072009 B\8330AB.M

Start Cal Date: 9/27/2008 13.52 **End Cal Date:** 9/27/2008 19:47

Dilution Factor	Extract Volume	Sample Volume	Sample Weight
1X	0 mL	0 mL	0 g

Matrix: NONE **SubList:** CAL sub **SpikeList:**

Samp. Info: STD_5 09GCSV0052 2K/ 1/ 1/ 1/ 1.2

Misc. Info: ,5, , , ,3,CAL sub, ,0,1

	Signal 1 UV 250-265							Signal 2 UV 358-205								
Compound Name	**RT**	**Response**	**PPB**	**Spike Level**	**%D**	**Result**	**Flag**	**RT**	**Response**	**PPB**	**Spike Level**	**%D**	**Result**	**Flag**	**Limits(%)**	**Flag**
3,4-Dinitrotoluene	17 70	4728	99 9200<	100	0%	Acceptable		17 69	9088	96 5800	100	-3%	Acceptable		(±15)	
HMX	5 20	12455	99 3400<	100	-1%	Acceptable					100	-100%	Fails		(±15)	45
RDX	7 69	7904	96 6000<	100	-3%	Acceptable					100	-100%	Fails		(±15)	45
Picric ACID	8 88	17154	203 2000	200	2%	Acceptable		8.88	25217	203 4000<	200	2%	Acceptable		(±15)	
1,3,5-Trinitrobenzene	10 01	14862	98 6700<	100	-1%	Acceptable					100	-100%	Fails		(±15)	45
1,3-Dinitrobenzene	12 99	14156	97 8700<	100	-2%	Acceptable					100	-100%	Fails		(±15)	45
TETRYL	13 94	10497	103 1000<	100	3%	Acceptable					100	-100%	Fails		(±15)	45
Nitrobenzene	14 87	6216	96 1700<	100	-4%	Acceptable					100	-100%	Fails		(±15)	45
2,4,6-Trinitrotoluene	16 19	8793	98 7400<	100	-1%	Acceptable					100	-100%	Fails		(±15)	45
4-AM-2,6-DNT	17 09	6376	98 2900<	100	-2%	Acceptable					100	-100%	Fails		(±15)	45
2-AM-4,6-DNT	18 14	7496	102 0000<	100	2%	Acceptable					100	-100%	Fails		(±15)	45
2,6-Dinitrotoluene	19 87	5273	98.4200<	100	-2%	Acceptable					100	-100%	Fails		(±15)	45
2,4-Dinitrotoluene	20.58	8477	99 4900<	100	-1%	Acceptable					100	-100%	Fails		(±15)	45
2-Nitrotoluene	24 23	3523	98 7700<	100	-1%	Acceptable					100	-100%	Fails		(±15)	45
4-Nitrotoluene	26 04	4264	97 4900<	100	-3%	Acceptable					100	-100%	Fails		(±15)	45
3-Nitrotoluene	28 02	4205	97 5400<	100	-2%	Acceptable					100	-100%	Fails		(±15)	45
Nitroglycerin				100	-100%	Fails		15.43	7624	102.1000<	100	2%	Acceptable		(±15)	45
PETN				100	-100%	Fails		29.48	3943	102 6000<	100	3%	Acceptable		(±15)	45
3,5-Dinitroaniline	13 70	9539	98 3900<	100	-2%	Acceptable					100	-100%	Fails		(±15)	45
EGDN				100	-100%	Fails					100	-100%	Fails		(±15)	

Notes
M = Manually Integrated
D = Operator Disabled Result
O = Over Calibration Range

Signals Differ by More Than 40%
Signals Differ by More Than 50%

Printed: 4/10/2009 9:16 AM

Test America West Sacramento

Method 8330

Data file : \\Terastation\share\GCdata\LC10.I\04072009.B\A-000057.D
Lab Smp Id: STD_5 09GCSV0052 .2
Inj Date : 09-APR-2009 18:04
Operator : fhk Inst ID: LC10.i
Smp Info : STD_5 09GCSV0052 .2K/.1/.1/.1/.1;2
Misc Info : ;5; ; ; ;3;CAL.sub; ;0;1
Comment : SOP SAC-LC-0009
Method : \\Terastation\share\GCdata\LC10.I\04072009.B\8330AB.m
Meth Date : 09-Apr-2009 18:50 tap Quant Type: AREA%
Cal Date : 27-SEP-2008 19:47 Cal File: A-000011.d
Als bottle: 8 Continuing Calibration Sample
Dil Factor: 1.00000
Integrator: Falcon+ Compound Sublist: CAL.sub
Target Version: 4.14
Processing Host: SACP307HPLC

RT	AREA	HEIGHT	HT/AREA	% HEIGHT			COMPOUNDS
5.202	80137	12455	0.155	8.51		2	HMX
6.142	855	89	0.104	0.06			
7.692	91421	7904	0.086	5.40		3	RDX
8.876	239494	17154	0.072	11.86		5	Picric ACID
10.012	207561	14862	0.072	10.15		6	1,3,5-Trinitrobenze
11.212	109	40	0.368	0.02			
11.742	496	37	0.075	0.02			
12.992	248576	14156	0.057	9.67		7	1,3-Dinitrobenzene
13.702	143115	9539	0.067	6.51		8	3,5-Dinitroaniline
13.939	190871	10497	0.055	7.17		9	TETRYL
14.872	125166	6216	0.050	4.24		10	Nitrobenzene
16.186	173982	8793	0.051	6.01		12	2,4,6-Trinitrotolue
17.089	136065	6376	0.047	4.35		13	4-AM-2,6-DNT
17.696	95447	4728	0.050	3.23	$	1	3,4-Dinitrotoluene
18.142	183209	7496	0.041	5.12		14	2-AM-4,6-DNT
19.866	122053	5273	0.043	3.60		15	2,6-Dinitrotoluene
20.582	219434	8477	0.039	5.79		16	2,4-Dinitrotoluene
24.226	102370	3523	0.034	2.40		17	2-Nitrotoluene
26.036	132034	4264	0.032	2.91		18	4-Nitrotoluene
28.016	139179	4205	0.030	2.87		19	3-Nitrotoluene
31.146	171	40	0.234	0.02			
31.396	88	22	0.249	0.01			
31.776	166	36	0.216	0.02			
32.906	317	43	0.136	0.02			
33.502	407	42	0.103	0.02			
34.142	535	39	0.073	0.02			
	2633260	146306		100.000			

Total unknown % height = 0.2100

Data File: \\Terastation\share\GCdata\LC10.I\04072009.B\A-000057.D
Date : 09-APR-2009 18:04
Client ID:
Sample Info: STD_5 09GCSV0052 .2K/.1/.1/.1/.1:2

Instrument: LC10.i
Operator: fhk
Column diameter: 4.60

Column phase: SYNERGI HYDRORP C18

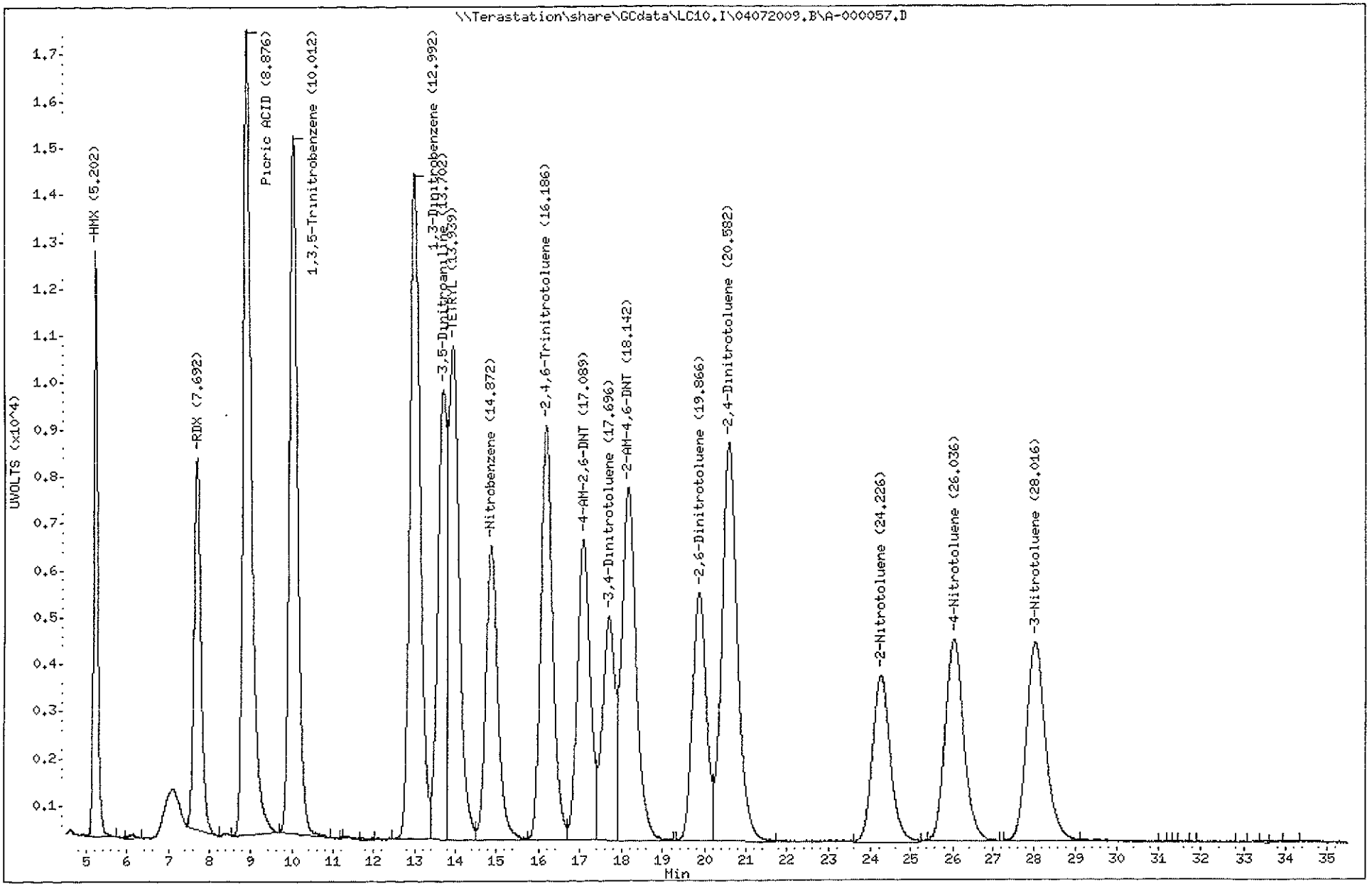

4156
North Canton

Test America West Sacramento

Method 8330

Data file : \\Terastation\share\GCdata\LC10.I\04072009.B\A-000057.D\A-000057
Lab Smp Id: STD_5 09GCSV0052 .2
Inj Date : 09-APR-2009 18:04
Operator : fhk Inst ID: LC10.i
Smp Info : STD_5 09GCSV0052 .2K/.1/.1/.1/.1;2
Misc Info : ;5; ; ; ;3;CAL.sub; ;0;1
Comment : SOP SAC-LC-0009
Method : \\Terastation\share\GCdata\LC10.I\04072009.B\8330AB.M\83302.m
Meth Date : 09-Apr-2009 18:50 tap Quant Type: AREA%
Cal Date : 27-SEP-2008 19:47 Cal File: A-000011.d
Als bottle: 8 Continuing Calibration Sample
Dil Factor: 1.00000
Integrator: Falcon+ Compound Sublist: CAL.sub
Target Version: 4.14
Processing Host: SACP307HPLC

RT	AREA	HEIGHT	HT/AREA	% HEIGHT		COMPOUNDS
8.876	352968	25217	0.071	17.18		5 Picric ACID
10.062	3817	237	0.062	0.16		
12.989	130031	7457	0.057	5.04		
13.946	336666	12542	0.037	8.49		
14.872	244880	12953	0.053	8.77		
15.426	142424	7624	0.054	5.16		11 Nitroglycerin
16.182	167780	8838	0.053	5.98		
17.092	205849	10033	0.049	6.79		
17.692	182953	9088	0.050	6.15	$	1 3,4-Dinitrotoluene
18.149	197941	8296	0.042	5.61		
19.856	223274	9654	0.043	6.53		
20.599	190717	7049	0.037	4.77		
24.226	240166	8333	0.035	5.64		
26.032	226524	7380	0.033	4.99		
28.019	278819	8306	0.030	5.62		
29.479	143668	3943	0.027	2.66		20 PETN
31.182	2347	128	0.055	0.08		
32.532	655	95	0.145	0.06		
32.919	3017	126	0.042	0.08		
33.209	2369	142	0.060	0.09		
33.662	813	92	0.113	0.06		
34.019	605	56	0.093	0.03		
34.179	691	95	0.138	0.06		
	3278971	147684		100.000		

Total unknown % height = 68.85

Data File: \\Terastation\share\GCdata\LC10.I\04072009.B\A-000057.D\A-000057.D
Date : 09-APR-2009 18:04
Client ID:
Sample Info: STD_5 09GCSV0052 .2K/.1/.1/.1/.1;2

Column phase: SYNERGI HYDRORP C18

Instrument: LC10.i

Operator: fhk
Column diameter: 4.60

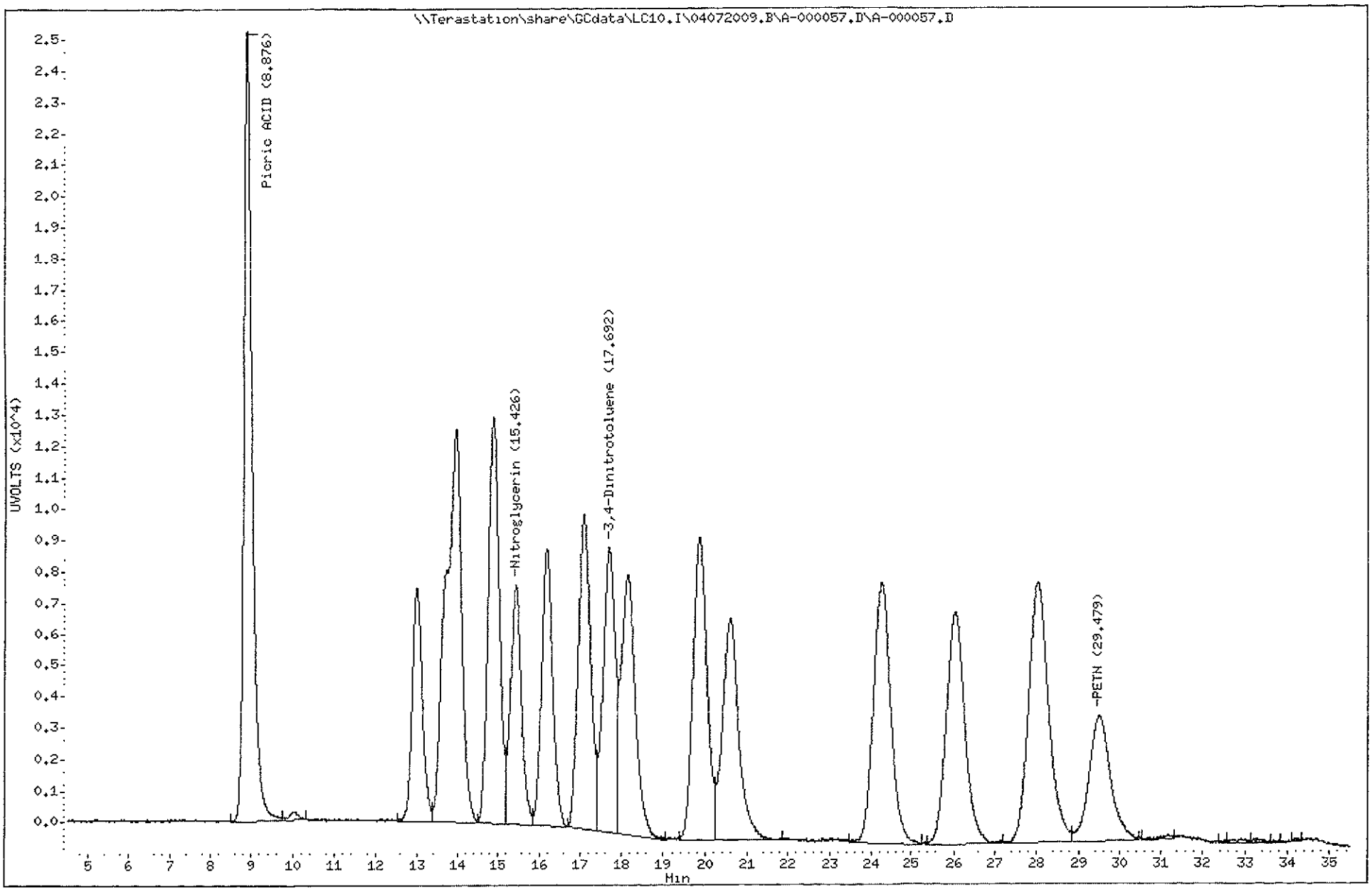

North Canton

TestAmerica West Sacramento

A-000058.D

Chromatography Summary

Injection Date: 4/9/2009 18 55 **Operator:** fhk

DataFile: LC10 I\04072009 B\A-000058 D **Vial Num:** 9

Instrument ID: LC10

Method 8330 Target Analyte Results

Sample : **MRL_1 09GCSV0057 20/5/20/20/20ng/ml**

Method File: LC10 I\04072009 B\8330AB M

Start Cal Date: 9/27/2008 13:52 **End Cal Date:** 9/27/2008 19 47

Dilution Factor	Extract Volume	Sample Volume	Sample Weight
1X	0 mL	0 mL	0 g

Matrix: NONE **SubList:** CAL sub **SpikeList:**

Samp. Info: MRL_1 09GCSV0057 20/5/20/20/20ng/ml;2

Misc. Info: ;1; , , ,3,CAL sub, ,0,1

	Signal 1 UV 250-265							Signal 2 UV 358-205								
Compound Name	RT	Response	PPB	Spike Level	%D	Result	Flag	RT	Response	PPB	Spike Level	%D	Result	Flag	Limits(%)	Flag
3,4-Dinitrotoluene	17.70	922	19.4800<	~~5~~	290%	Fails		17.71	1837	19.5200	~~5~~	290%	Fails		(±15)	
HMX	5.21	588	4 6900<	5	-6%	Acceptable					5	-100%	Fails		(±15)	45
RDX	7 71	356	4.3510<	5	-13%	Acceptable					5	-100%	Fails		(±15)	45
Picric ACID	8.91	4409	52.2300	~~10~~	422%	Fails		8.91	6390	51.5400<	~~10~~	415%	Fails		(±15)	
1,3,5-Trinitrobenzene	10 02	773	5 1320<	5	3%	Acceptable					5	-100%	Fails		(±15)	45
1,3-Dinitrobenzene	13 01	705	4 8740<	5	-3%	Acceptable					5	-100%	Fails		(±15)	45
TETRYL	13 96	486	4 7730<	5	-5%	Acceptable	M				5	-100%	Fails		(±15)	45
Nitrobenzene	14.88	336	5 1990<	5	4%	Acceptable					5	-100%	Fails		(±15)	45
2,4,6-Trinitrotoluene	16 19	461	5 1770<	5	4%	Acceptable					5	-100%	Fails		(±15)	45
4-AM-2,6-DNT	17 14	354	5 4570<	5	9%	Acceptable					5	-100%	Fails		(±15)	45
2-AM-4,6-DNT	18.12	448	6.0990<	5	22%	Fails					5	-100%	Fails		(±15)	45
2,6-Dinitrotoluene	19 85	278	5 1890<	5	4%	Acceptable					5	-100%	Fails		(±15)	45
2,4-Dinitrotoluene	20.61	436	5 1170<	5	2%	Acceptable					5	-100%	Fails		(±15)	45
2-Nitrotoluene	24.20	207	5.8030<	5	16%	Fails					5	-100%	Fails		(±15)	45
4-Nitrotoluene	26 02	229	5 2360<	5	5%	Acceptable					5	-100%	Fails		(±15)	45
3-Nitrotoluene	28 03	218	5 0570<	5	1%	Acceptable	M				5	-100%	Fails		(±15)	45
Nitroglycerin				5	-100%	Fails		15.44	1520	20.3600<	~~5~~	307%	Fails		(±15)	45
PETN				5	-100%	Fails		29.47	843	21.9400<	~~5~~	339%	Fails		(±15)	45
3,5-Dinitroaniline	13.71	428	4 4140<	5	-12%	Acceptable	M				5	-100%	Fails		(±15)	45
EGDN				5	-100%	Fails					5	-100%	Fails		(±15)	

Notes
M = Manually Integrated
D = Operator Disabled Result
O = Over Calibration Range

Signals Differ by More Than 40%
Signals Differ by More Than 50%

RE-INTEGRATION CODES

1 Poor Peak Shape
2 Poor Peak Resolution
3 Peak Not Integrated
4 Sample Matrix Interference
5 Column Bleed
6 Instrument Noise
7 Baseline Correction
8 Other (reason must be stated)

ALL RE-INTEGRATIONS MUST BE INITIALED, DATED AND CODED

4/10/09

Printed: 4/10/2009 9:34 AM

TestAmerica West Sacramento

Method 8330

Data file : \\Terastation\share\GCdata\LC10.I\04072009.B\A-000058.d
Lab Smp Id: MRL_1 09GCSV0057 20
Inj Date : 09-APR-2009 18:55
Operator : fhk Inst ID: LC10.i
Smp Info : MRL_1 09GCSV0057 20/5/20/20/20ng/ml;2
Misc Info : ;1; ; ; ;3;CAL.sub; ;0;1
Comment : SOP SAC-LC-0009
Method : \\Terastation\share\GCdata\LC10.I\04072009.B\8330AB.M
Meth Date : 10-Apr-2009 09:34 kenneyf Quant Type: AREA%
Cal Date : 27-SEP-2008 19:47 Cal File: A-000011.d
Als bottle: 9 Continuing Calibration Sample
Dil Factor: 1.00000
Integrator: Falcon+ . Compound Sublist: CAL.sub
Target Version: 4.14
Processing Host: SACP307FK

RT	AREA	HEIGHT	HT/AREA	% HEIGHT		COMPOUNDS
5.206	3434	588	0.171	4.86		2 HMX
7.706	3803	356	0.094	2.94		3 RDX
8.906	64332	4409	0.069	36.64		5 Picric ACID
10.019	10893	773	0.071	6.39		6 1,3,5-Trinitrobenze
10.809	151	37	0.244	0.30		
13.013	11906	705	0.059	5.83		7 1,3-Dinitrobenzene
13.706	5962	428	0.072	3.54		8 3,5-Dinitroaniline
13.963	7661	486	0.063	4.02		9 TETRYL
14.876	6916	336	0.049	2.78		10 Nitrobenzene
16.192	9803	461	0.047	3.81		12 2,4,6-Trinitrotolue
17.136	7250	354	0.049	2.92		13 4-AM-2,6-DNT
17.703	19201	922	0.048	7.63	$	1 3,4-Dinitrotoluene
18.116	10788	448	0.042	3.70		14 2-AM-4,6-DNT
19.849	6297	278	0.044	2.30		15 2,6-Dinitrotoluene
20.606	10343	436	0.042	3.60		16 2,4-Dinitrotoluene
21.512	296	39	0.132	0.32		
22.016	121	38	0.315	0.31		
22.573	85	25	0.295	0.20		
23.063	460	42	0.091	0.34		
24.203	6002	207	0.034	1.71		17 2-Nitrotoluene
26.019	7031	229	0.033	1.89		18 4-Nitrotoluene
28.029	6848	218	0.032	1.80		19 3-Nitrotoluene
29.463	96	24	0.250	0.19		
30.289	377	40	0.106	0.33		
31.169	899	50	0.056	0.41		
32.676	547	39	0.071	0.32		
33.663	140	30	0.214	0.24		
34.249	173	42	0.243	0.34		
34.659	413	42	0.102	0.34		
	202227	12082		100.000		

Total unknown % height = 3.640

RE-INTEGRATION CODES
1 Poor Peak Shape
2 Poor Peak Resolution
3 Peak Not Integrated
4 Sample Matrix Interference
5 Column Bleed
6 Instrument Noise
7 Baseline Correction
8 Other (reason must be stated)
ALL RE-INTEGRATIONS MUST BE INITIALED, DATED AND CODED

4/10/09

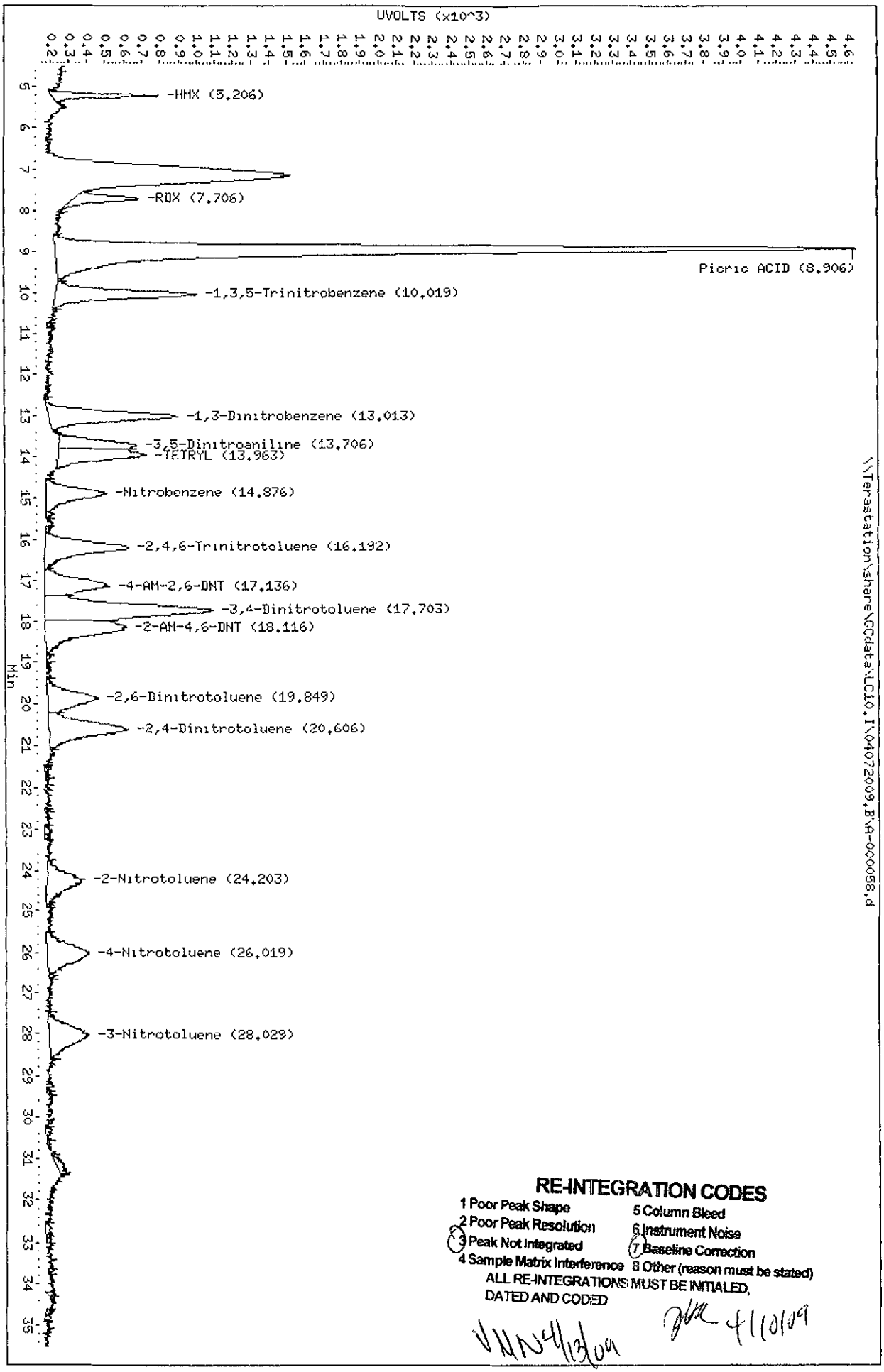

Data File: \\Terrastation\share\GCdata\LC10_I\040720O9_B\A-000058.d
Date : 09-APR-2009 18:55
Client ID:
Sample Info: MRL_1 096CSW0057 20/5/20/20/20ng/ml*2
Column phase: SYNERGI HYDRORP C18

Instrument: LC10_i
Operator: PNK
Column diameter: 4.60

RE-INTEGRATION CODES

1 Poor Peak Shape
2 Poor Peak Resolution
3 Peak Not Integrated
4 Sample Matrix Interference
5 Column Bleed
6 Instrument Noise
7 Baseline Correction
8 Other (reason must be stated)

ALL RE-INTEGRATIONS MUST BE INITIALED, DATED AND CODED

4/13/09 4/10/09

TestAmerica West Sacramento

Method 8330

Data file : \\Terastation\share\GCdata\LC10.I\04072009.B\A-000058.d\A-000058
Lab Smp Id: MRL_1 09GCSV0057 20
Inj Date : 09-APR-2009 18:55
Operator : fhk Inst ID: LC10.i
Smp Info : MRL_1 09GCSV0057 20/5/20/20/20ng/ml;2
Misc Info : ;1; ; ; ;3;CAL.sub; ;0;1
Comment : SOP SAC-LC-0009
Method : \\Terastation\share\GCdata\LC10.I\04072009.B\8330AB.M\83302.m
Meth Date : 10-Apr-2009 05:48 tap Quant Type: AREA%
Cal Date : 27-SEP-2008 19:47 Cal File: A-000011.d
Als bottle: 9 Continuing Calibration Sample
Dil Factor: 1.00000
Integrator: Falcon+ Compound Sublist: CAL.sub
Target Version: 4.14
Processing Host: SACP307FK

RT	AREA	HEIGHT	HT/AREA	% HEIGHT	COMPOUNDS
8.909	87368	6390	0.073	30.80	5 Picric ACID
13.019	7038	378	0.054	1.81	
13.953	17439	713	0.041	3.42	
14.849	12971	664	0.051	3.18	
15.436	27347	1520	0.056	7.29	11 Nitroglycerin
16.209	11456	518	0.045	2.48	
17.089	10530	527	0.050	2.52	
17.709	53124	1837	0.035	8.81	$ 1 3,4-Dinitrotoluene
19.853	9618	455	0.047	2.18	
20.603	6485	317	0.049	1.52	
24.253	14139	493	0.035	2.36	
25.983	29885	644	0.022	3.09	
26.813	4754	333	0.070	1.59	
27.056	4093	360	0.088	1.72	
27.396	6154	407	0.066	1.95	
27.996	33986	714	0.021	3.42	
28.816	4198	299	0.071	1.43	
29.469	27109	843	0.031	4.04	20 PETN
31.296	109560	2864	0.026	13.74	
32.966	705	50	0.071	0.23	
33.216	508	60	0.118	0.28	
33.409	334	61	0.183	0.29	
33.676	1539	98	0.064	0.47	
34.109	507	77	0.152	0.36	
34.446	537	79	0.147	0.37	
34.836	626	63	0.101	0.30	
35.049	441	74	0.168	0.35	
	482451	20838		100.000	

Total unknown % height = 49.06

RE-INTEGRATION CODES

1 Poor Peak Shape
2 Poor Peak Resolution
3 Peak Not Integrated
4 Sample Matrix Interference
5 Column Bleed
6 Instrument Noise
7 Baseline Correction
8 Other (reason must be stated)

ALL RE-INTEGRATIONS MUST BE INITIALED, DATED AND CODED

4/10/09

Data File: \\Terastation\share\GCdata\LC10.I\04072009.B\A-000058.d\A-000058.d
Date : 09-APR-2009 18:55
Client ID:
Sample Info: MRL_1 09GCSV0057 20/5/20/20/20ng/ml;2

Instrument: LC10.i
Operator: fhk
Column diameter: 4.60

Column phase: SYNERGI HYDRORP C18

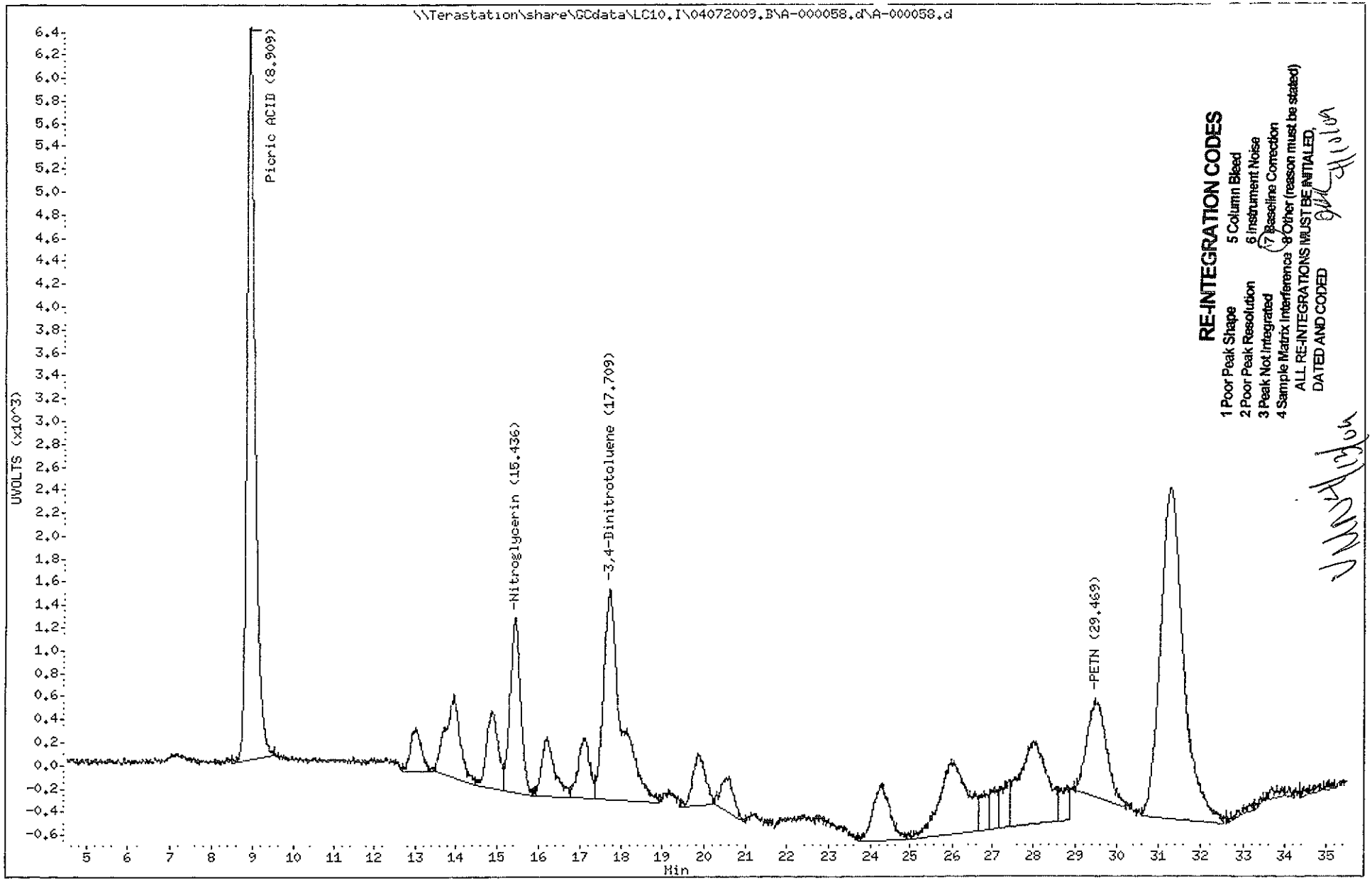

North Canton

TestAmerica West Sacramento

A-000058.D

Chromatography Summary

Injection Date: 4/9/2009 18 55 **Operator:** ftk

DataFile: LC10 I\04072009 B\A-000058 D **Vial Num:** 9

Instrument ID: LC10

Method 8330 Target Analyte Results

Sample : **MRL_1 09GCSV0057 20/5/20/20/20ng/ml**

Method File: LC10 I\04072009 B\8330AB M

Start Cal Date: 9/27/2008 13.52 **End Cal Date:** 9/27/2008 19:47

Dilution Factor	Extract Volume	Sample Volume	Sample Weight
1X	0 mL	0 mL	0 g

Matrix: NONE **SubList:** CAL sub **SpikeList:**

Samp. Info: MRL_1 09GCSV0057 20/5/20/20/20ng/ml;2

Misc. Info: ,1, , , ,3,CAL sub, ;0,1

	Signal 1 UV 250-265							Signal 2 UV 358-205								
Compound Name	RT	Response	PPB	Spike Level	%D	Result	Flag	RT	Response	PPB	Spike Level	%D	Result	Flag	Limits(%)	Flag
3,4-Dinitrotoluene	17.70	922	19.4800<	5	290%	Fails		17.71	1837	19.5200	5	290%	Fails		(±15)	
HMX	5 21	588	4 6900<	5	-6%	Acceptable					5	-100%	Fails		(±15)	45
RDX	7 71	356	4 3510<	5	-13%	Acceptable					5	-100%	Fails		(±15)	45
Picric ACID	8.91	4409	52.2300	10	422%	Fails		8.91	6390	51.5400<	10	415%	Fails		(±15)	
1,3,5-Trinitrobenzene	10 02	773	5.1320<	5	3%	Acceptable					5	-100%	Fails		(±15)	45
1,3-Dinitrobenzene	13 01	705	4 8740<	5	-3%	Acceptable					5	-100%	Fails		(±15)	45
TETRYL				5	-100%	Fails					5	-100%	Fails		(±15)	
Nitrobenzene	14 88	336	5 1990<	5	4%	Acceptable					5	-100%	Fails		(±15)	45
2,4,6-Trinitrotoluene	16 19	461	5 1770<	5	4%	Acceptable					5	-100%	Fails		(±15)	45
4-AM-2,6-DNT	17 14	354	5 4570<	5	9%	Acceptable					5	-100%	Fails		(±15)	45
2-AM-4,6-DNT	18.12	448	6.0990<	5	22%	Fails					5	-100%	Fails		(±15)	45
2,6-Dinitrotoluene	19 85	278	5.1890<	5	4%	Acceptable					5	-100%	Fails		(±15)	45
2,4-Dinitrotoluene	20 61	436	5 1170<	5	2%	Acceptable					5	-100%	Fails		(±15)	45
2-Nitrotoluene	24.20	207	5.8030<	5	16%	Fails					5	-100%	Fails		(±15)	45
4-Nitrotoluene	26 02	229	5 2360<	5	5%	Acceptable					5	-100%	Fails		(±15)	45
3-Nitrotoluene	27.94	91	2.1110<	5	-58%	Fails					5	-100%	Fails		(±15)	45
Nitroglycerin				5	-100%	Fails		15.44	1520	20.3600<	5	307%	Fails		(±15)	45
PETN				5	-100%	Fails		29.47	1030	26.8100<	5	436%	Fails		(±15)	45
3,5-Dinitroaniline	13.71	312	3.2180<	5	-36%	Fails					5	-100%	Fails		(±15)	45
EGDN				5	-100%	Fails					5	-100%	Fails		(±15)	

Notes. M = Manually Integrated

D = Operator Disabled Result

O = Over Calibration Range

Signals Differ by More Than 40%

Signals Differ by More Than 50%

See reintegration.

4/10/09

Printed: 4/10/2009 9:27 AM

Test America West Sacramento

Method 8330

Data file : \\Terastation\share\GCdata\LC10.I\04072009.B\A-000058.D
Lab Smp Id: MRL_1 09GCSV0057 20
Inj Date : 09-APR-2009 18:55
Operator : fhk Inst ID: LC10.i
Smp Info : MRL_1 09GCSV0057 20/5/20/20/20ng/ml;2
Misc Info : ;1; ; ; ;3;CAL.sub; ;0;1
Comment : SOP SAC-LC-0009
Method : \\Terastation\share\GCdata\LC10.I\04072009.B\8330AB.m
Meth Date : 09-Apr-2009 19:41 tap Quant Type: AREA%
Cal Date : 27-SEP-2008 19:47 Cal File: A-000011.d
Als bottle: 9 Continuing Calibration Sample
Dil Factor: 1.00000
Integrator: Falcon+ Compound Sublist: CAL.sub
Target Version: 4.14
Processing Host: SACP307HPLC

RT	AREA	HEIGHT	HT/AREA	% HEIGHT		COMPOUNDS
5.206	3434	588	0.171	5.16	2	HMX
7.706	3803	356	0.094	3.12	3	RDX
8.906	64332	4409	0.069	38.88	5	Picric ACID
10.019	10893	773	0.071	6.79	6	1,3,5-Trinitrobenze
10.809	151	37	0.244	0.32		
13.013	11906	705	0.059	6.19	7	1,3-Dinitrobenzene
13.706	6882	312	0.045	2.74	8	3,5-Dinitroaniline
14.876	6916	336	0.049	2.95	10	Nitrobenzene
16.192	9803	461	0.047	4.04	12	2,4,6-Trinitrotolue
17.136	7250	354	0.049	3.10	13	4-AM-2,6-DNT
17.703	19201	922	0.048	8.09	$ 1	3,4-Dinitrotoluene
18.116	10788	448	0.042	3.93	14	2-AM-4,6-DNT
19.849	6297	278	0.044	2.44	15	2,6-Dinitrotoluene
20.606	10343	436	0.042	3.83	16	2,4-Dinitrotoluene
21.512	296	39	0.132	0.34		
22.016	121	38	0.315	0.33		
22.573	85	25	0.295	0.21		
23.063	460	42	0.091	0.36		
24.203	6002	207	0.034	1.81	17	2-Nitrotoluene
26.019	7031	229	0.033	2.01	18	4-Nitrotoluene
27.553	128	30	0.234	0.26		
27.943	1689	91	0.054	0.79	19	3-Nitrotoluene
29.463	96	24	0.250	0.21		
30.289	377	40	0.106	0.35		
31.169	899	50	0.056	0.43		
32.676	547	39	0.071	0.34		
33.663	140	30	0.214	0.26		
34.249	173	42	0.243	0.36		
34.659	413	42	0.102	0.36		
	190455	11383		100.000		

Total unknown % height = 4.130

See reintegration.

4/10/09

Data File: \\Terastation\share\GCdata\LC10.I\04072009.B\A-000058.D
Date : 09-APR-2009 18:55
Client ID:
Sample Info: MRL_1 09GCSV0057 20/5/20/20/20ng/ml:2

Instrument: LC10.i
Operator: fhk
Column diameter: 4.60

Column phase: SYNERGI HYDRORP C18

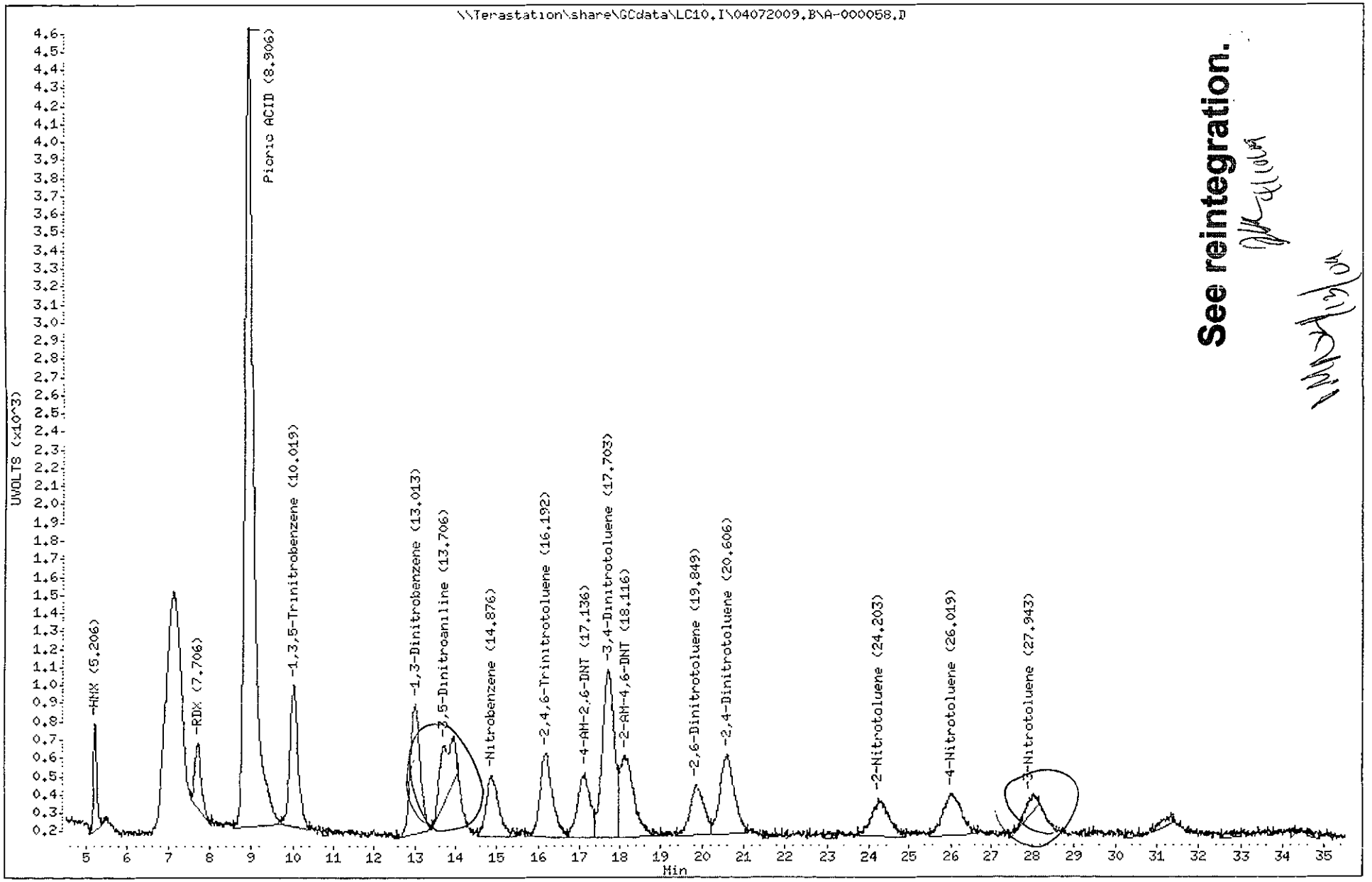

See reintegration.

4166

North Canton

Test America West Sacramento

Method 8330

Data file : \\Terastation\share\GCdata\LC10.I\04072009.B\A-000058.D\A-000058
Lab Smp Id: MRL_1 09GCSV0057 20
Inj Date : 09-APR-2009 18:55
Operator : fhk Inst ID: LC10.i
Smp Info : MRL_1 09GCSV0057 20/5/20/20/20ng/ml;2
Misc Info : ;1; ; ; ;3;CAL.sub; ;0;1
Comment : SOP SAC-LC-0009
Method : \\Terastation\share\GCdata\LC10.I\04072009.B\8330AB.M\83302.m
Meth Date : 09-Apr-2009 19:41 tap Quant Type: AREA%
Cal Date : 27-SEP-2008 19:47 Cal File: A-000011.d
Als bottle: 9 Continuing Calibration Sample
Dil Factor: 1.00000
Integrator: Falcon+ Compound Sublist: CAL.sub
Target Version: 4.14
Processing Host: SACP307HPLC

RT	AREA	HEIGHT	HT/AREA	% HEIGHT		COMPOUNDS
8.909	87368	6390	0.073	30.53		5 Picric ACID
13.019	7038	378	0.054	1.79		
13.953	17439	713	0.041	3.39		
14.849	12971	664	0.051	3.15		
15.436	27347	1520	0.056	7.22		11 Nitroglycerin
16.209	11456	518	0.045	2.46		
17.089	10530	527	0.050	2.50		
17.709	53124	1837	0.035	8.73	$	1 3,4-Dinitrotoluene
19.853	9618	455	0.047	2.16		
20.603	6485	317	0.049	1.50		
24.253	14139	493	0.035	2.34		
25.983	29885	644	0.022	3.06		
26.813	4754	333	0.070	1.58		
27.056	4093	360	0.088	1.71		
27.396	6154	407	0.066	1.93		
27.996	33986	714	0.021	3.39		
28.816	4198	299	0.071	1.42		
29.469	42566	1030	0.024	4.89		20 PETN
31.296	109560	2864	0.026	13.62		
32.966	705	50	0.071	0.23		
33.216	508	60	0.118	0.28		
33.409	334	61	0.183	0.29		
33.676	1539	98	0.064	0.46		
34.109	507	77	0.152	0.36		
34.446	537	79	0.147	0.37		
34.836	626	63	0.101	0.29		
35.049	441	74	0.168	0.35		
	497909	21025		100.000		

Total unknown % height = 48.63

See reintegration.

Data File: \\Terastation\share\GCdata\LC10.I\04072009.B\A-000050.D\A-000058.D
Date : 09-APR-2009 18:55
Client ID:
Sample Info: MRL_1 09GCSV0057 20/5/20/20/20ng/ml;2

Instrument: LC10.i
Operator: fhk
Column phase: SYNERGI HYDRORP C18
Column diameter: 4.60

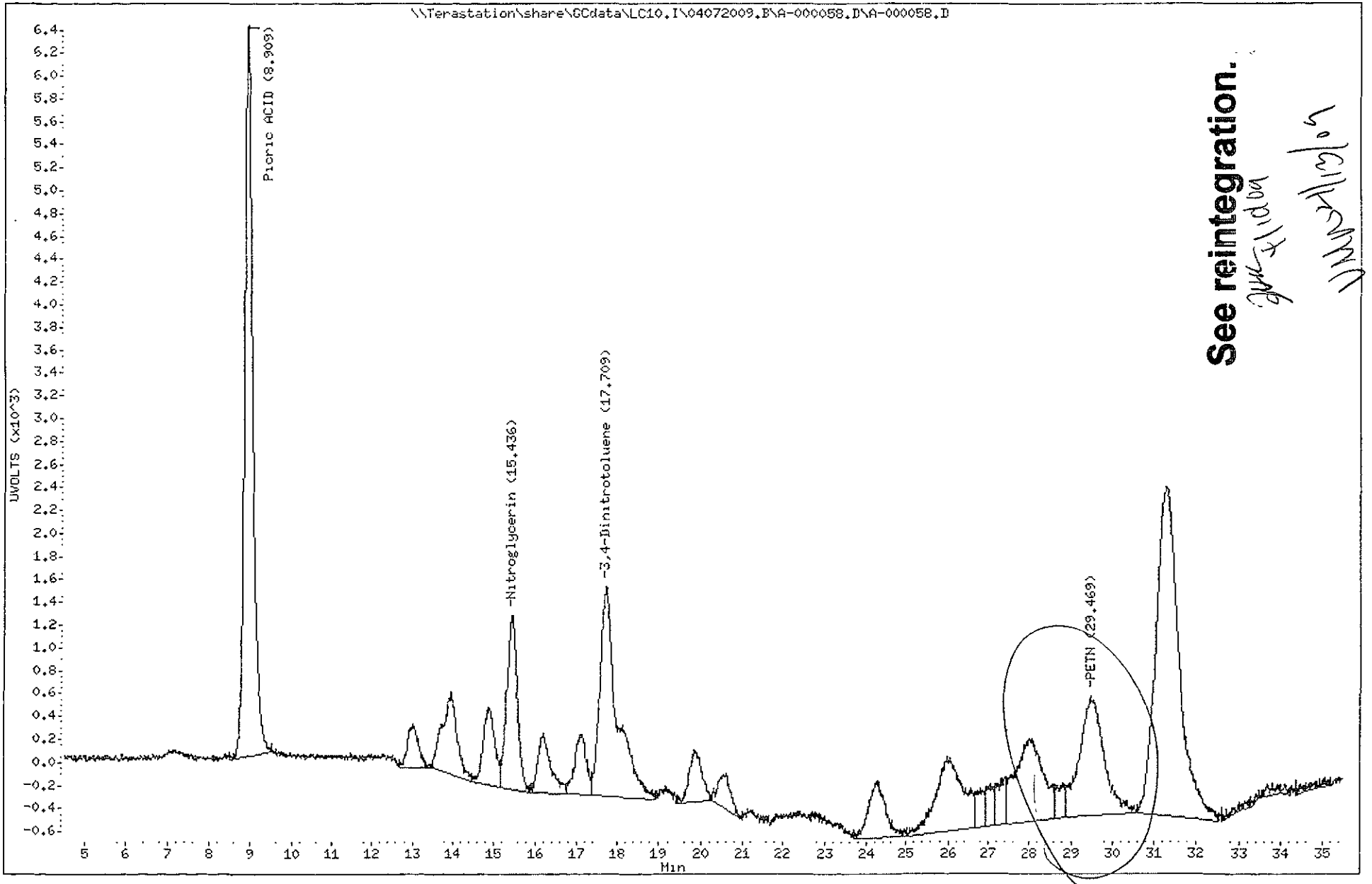

See reintegration.

4168

North Canton

TestAmerica West Sacramento

A-000061.D

Chromatography Summary

Injection Date: 4/9/2009 21.27 **Operator:** fhk

DataFile: LC10 I\04072009 B\A-000061 D **Vial Num:** 57

Method 8330 Target Analyte Results

Instrument ID: LC10

Sample : **K9J8F1AA 9093292 G9D030000-292 B 1X**

Method File: LC10 I\04072009 B\8330AB.M

Start Cal Date: 9/27/2008 13:52 **End Cal Date:** 9/27/2008 19.47

Dilution Factor	Extract Volume	Sample Volume	Sample Weight
1X	40 mL	0 mL	2 g

Matrix: SOIL **SubList:** SOLID sub **SpikeList:**

Samp. Info: K9J8F1AA 9093292 G9D030000-292 B 1X,0,

Misc. Info: ;,;2 00,40;2,SOLID.sub;,0,1,K9J8F1AA

	Signal 1 UV 250-265					Signal 2 UV 358-205							
Compound Name	**RT**	**Diff**	**Response**	**Conc (ug/Kg)**	**Flag**	**RT**	**Diff**	**Response**	**Conc (ug/Kg)**	**Flag**	**MDL**	**RL**	**Flag**
3,4-Dinitrotoluene	**17.71**	**0.008**	**4499**	**1902.0000<**		**17.71**	**0.018**	**8989**	**1910.0000**		**0.0000**	**0.00**	
HMX											30.0000	250.00	
RDX											40.0000	250.00	
Picric ACID											250.0000	1000.00	
1,3,5-Trinitrobenzene											20.0000	250.00	
1,3-Dinitrobenzene											50.0000	250.00	
TETRYL											50.0000	250.00	
Nitrobenzene											50.0000	250.00	
2,4,6-Trinitrotoluene											20.0000	250.00	
4-AM-2,6-DNT											20.0000	250.00	
2-AM-4,6-DNT											100.0000	250.00	
2,6-Dinitrotoluene											30.0000	250.00	
2,4-Dinitrotoluene											20.0000	250.00	
2-Nitrotoluene											80.0000	250.00	
4-Nitrotoluene											80.0000	250.00	
3-Nitrotoluene											70.0000	250.00	
Nitroglycerin											130.0000	500.00	
PETN											160.0000	500.00	
3,5-Dinitroaniline											25.0000	1300.00	

Surrogates:	**Spiked**	**Recovered**	**%Rec**	**Spiked**	**Recovered**	**%Rec**	**Limits**
3,4-Dinitrotoluene	**2000.0000**	**1902.0000**	**95**	**2000.0000**	**1910.0000**	**96**	**(84-114)**

Notes. M = Manually Integrated — Signals Differ by More Than 40%

D = Operator Disabled Result — Signals Differ by More Than 50%

O = Over Calibration Range

Printed: 4/10/2009 9:18 AM

Test America West Sacramento

Method 8330

Data file : \\Terastation\share\GCdata\LC10.I\04072009.B\A-000061.D
Lab Smp Id: K9J8F1AA 9093292 G9
Inj Date : 09-APR-2009 21:27
Operator : fhk Inst ID: LC10.i
Smp Info : K9J8F1AA 9093292 G9D030000-292 B 1X;0;
Misc Info : ;;;2.00;40;2;SOLID.sub;;0;1;K9J8F1AA
Comment : SOP SAC-LC-0009
Method : \\Terastation\share\GCdata\LC10.I\04072009.B\8330AB.m
Meth Date : 09-Apr-2009 19:41 tap Quant Type: AREA%
Cal Date : 27-SEP-2008 19:47 Cal File: A-000011.d
Als bottle: 57
Dil Factor: 1.00000
Integrator: Falcon+ Compound Sublist: SOLID.sub
Target Version: 4.14
Processing Host: SACP307HPLC

Concentration Formula: Amt * DF * Uf*Vt / Ws * CpndVariable

Name	Value	Description
DF	1.000	Dilution Factor
Uf	1.000	Unit Correction Factor
Vt	40.000	Volume of final extract (mL)(1000 low, 2
Ws	2.000	Weight of sample extracted (g)
Cpnd Variable		Local Compound Variable

RT	AREA	HEIGHT	HT/AREA	% HEIGHT	COMPOUNDS
5.618	693	37	0.053	0.67	
8.038	922	73	0.079	1.32	
9.301	3372	170	0.050	3.09	
9.884	131	32	0.245	0.58	
11.078	109	34	0.311	0.61	
13.371	550	42	0.076	0.76	
14.774	299	33	0.110	0.60	
17.711	97489	4499	0.046	82.04	$ 1 3,4-Dinitrotoluene
19.464	139	34	0.245	0.61	
19.778	862	58	0.067	1.05	
20.551	673	50	0.074	0.91	
21.291	111	28	0.253	0.50	
22.348	271	42	0.155	0.76	
23.088	140	22	0.158	0.40	
24.961	323	29	0.090	0.52	
26.151	237	34	0.144	0.61	
27.218	241	44	0.183	0.80	
27.541	192	18	0.094	0.32	
29.358	229	38	0.166	0.69	
30.614	115	28	0.243	0.50	
31.068	152	35	0.230	0.63	
32.824	403	39	0.097	0.71	
33.258	144	33	0.229	0.60	
34.738	180	40	0.223	0.72	

RT	AREA	HEIGHT	HT/AREA	% HEIGHT	COMPOUNDS
	107974	5492		100.000	

Total unknown % height = 17.96

Data File: \\Terastation\share\GCdata\LC10.I\04072009.B\A-000061.D
Date : 09-APR-2009 21:27
Client ID:
Sample Info: K9J8F1AA 9093292 G9D030000-292 B 1X;0;
Volume Injected (uL): 500.0
Column phase: SYNERGI HYDRORP C18

Instrument: LC10.i
Operator: fhk
Column diameter: 4.60

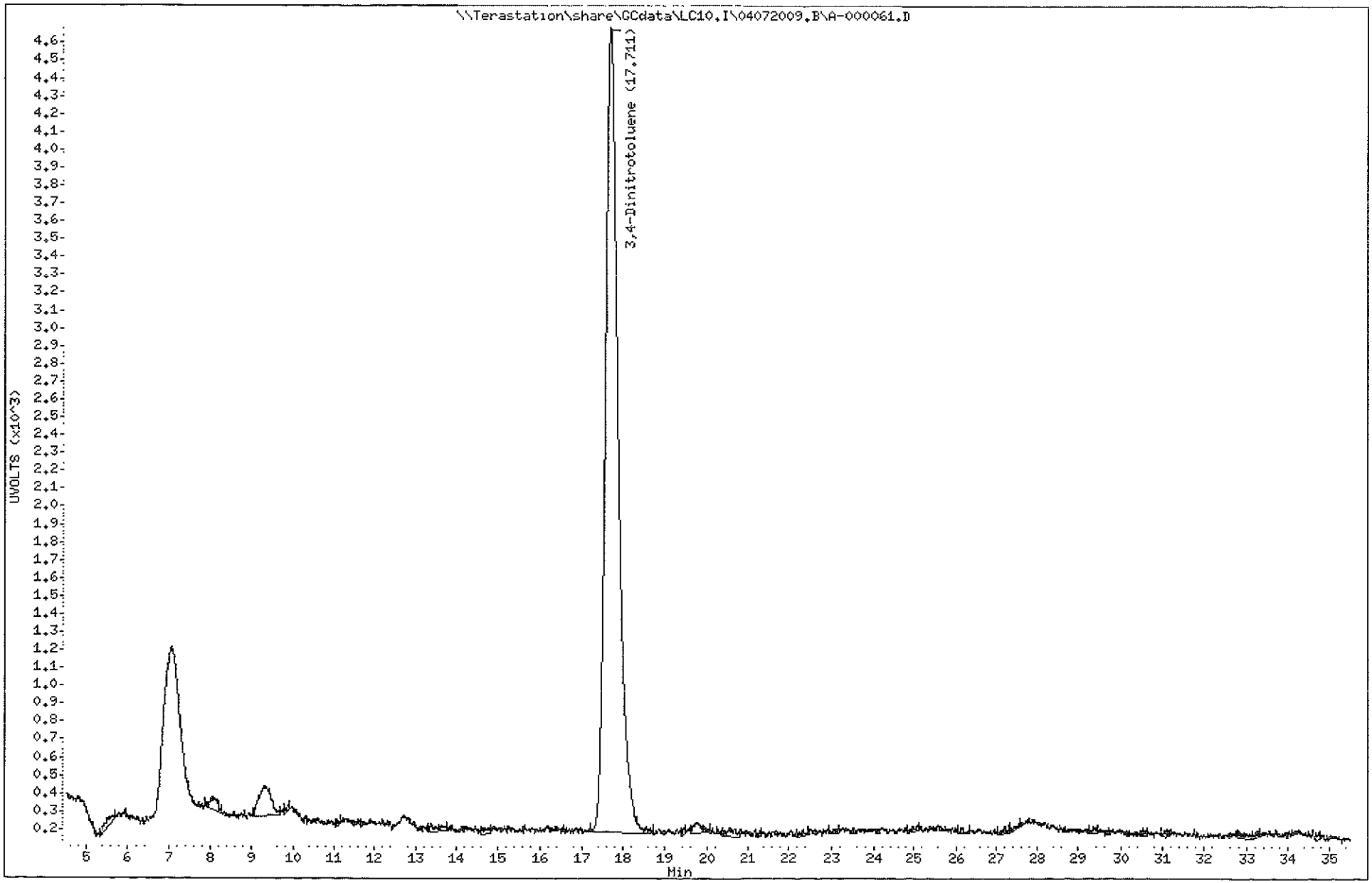

4172

North Canton

Test America West Sacramento

Method 8330

Data file : \\Terastation\share\GCdata\LC10.I\04072009.B\A-000061.D\A-000061
Lab Smp Id: K9J8F1AA 9093292 G9
Inj Date : 09-APR-2009 21:27
Operator : fhk Inst ID: LC10.i
Smp Info : K9J8F1AA 9093292 G9D030000-292 B 1X;0;
Misc Info : ;;;2.00;40;2;SOLID.sub;;0;1;K9J8F1AA
Comment : SOP SAC-LC-0009
Method : \\Terastation\share\GCdata\LC10.I\04072009.B\8330AB.M\83302.m
Meth Date : 09-Apr-2009 19:41 tap Quant Type: AREA%
Cal Date : 27-SEP-2008 19:47 Cal File: A-000011.d
Als bottle: 57
Dil Factor: 1.00000
Integrator: Falcon+ Compound Sublist: SOLID.sub
Target Version: 4.14
Processing Host: SACP307HPLC

Concentration Formula: Amt * DF * Uf*Vt / Ws * CpndVariable

Name	Value	Description
DF	1.000	Dilution Factor
Uf	1.000	Unit Correction Factor
Vt	40.000	Volume of final extract (mL)(1000 low, 2
Ws	2.000	Weight of sample extracted (g)
Cpnd Variable		Local Compound Variable

RT	AREA	HEIGHT	HT/AREA	% HEIGHT	COMPOUNDS
17.708	196013	8989	0.046	72.21	$ 1 3,4-Dinitrotoluene
19.794	7107	248	0.035	1.99	
23.428	18626	360	0.019	2.88	
25.118	16629	501	0.030	4.02	
25.564	13896	541	0.039	4.34	
26.538	2231	111	0.050	0.89	
27.281	915	85	0.093	0.68	
27.494	1038	121	0.117	0.97	
27.698	3150	153	0.049	1.22	
29.168	826	69	0.084	0.55	
31.241	12495	345	0.028	2.76	
31.788	438	79	0.180	0.63	
32.798	910	75	0.082	0.60	
32.938	673	109	0.162	0.87	
33.654	1112	94	0.085	0.75	
33.858	2777	162	0.058	1.29	
34.181	1491	164	0.110	1.31	
34.511	4223	132	0.031	1.05	
35.038	2257	124	0.055	0.99	
	286807	12462		100.000	

Total unknown % height = 27.79

Data File: \\Terastation\share\GCdata\LC10.I\04072009.B\A-000061.D\A-000061.B
Date : 09-APR-2009 21:27
Client ID:
Sample Info: K9J8F1AA 9093292 G9D030000-292 B 1X;0;
Volume Injected (uL): 500.0
Column phase: SYNERGI HYDRORP C18

Instrument: LC10.i
Operator: fhk
Column diameter: 4.60

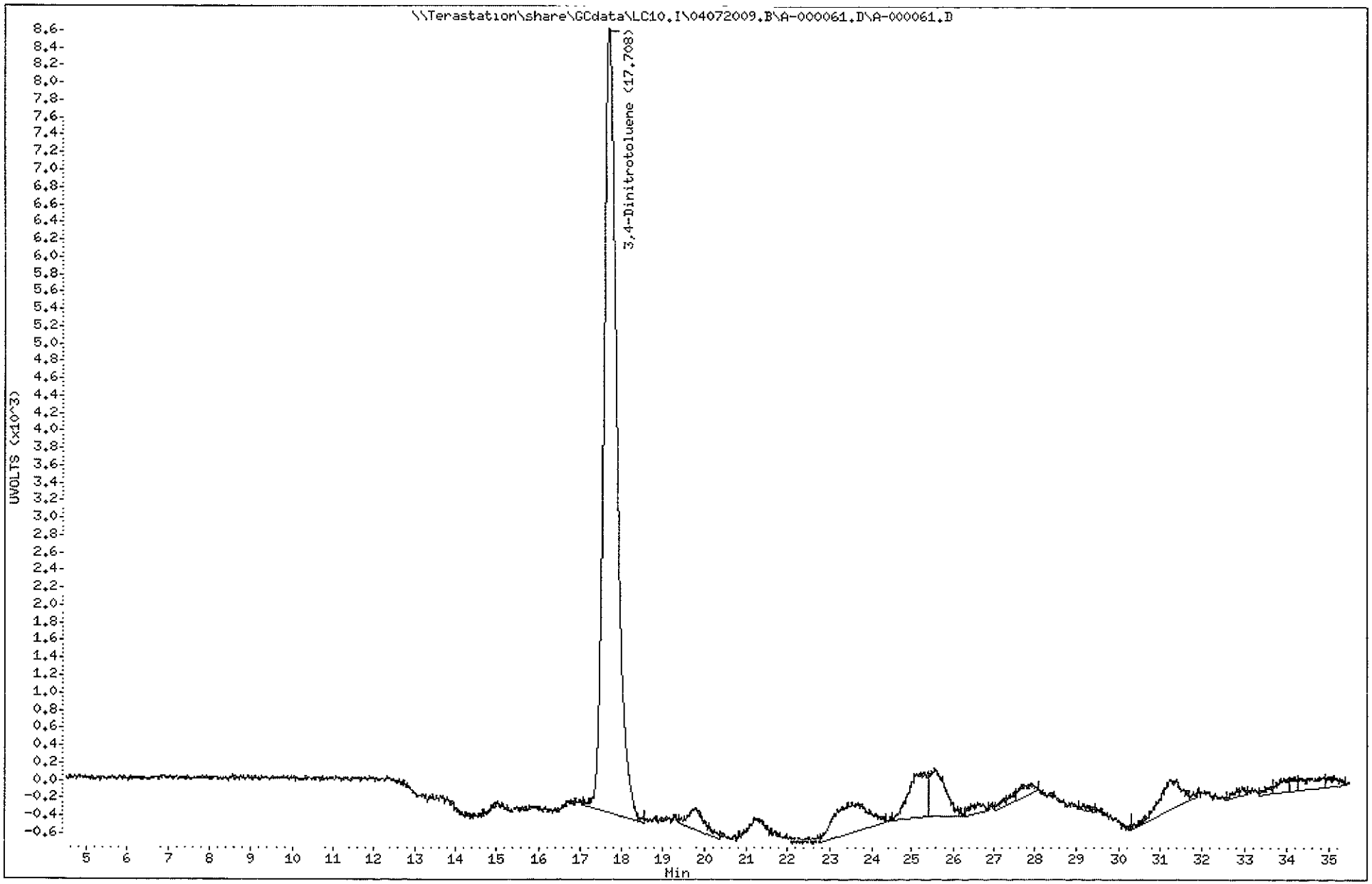

4174

North Canton

TestAmerica West Sacramento

A-000062.D

Chromatography Summary

Injection Date: 4/9/2009 22.17 **Operator:** fhk

DataFile: LC10.I\04072009 B\A-000062 D **Vial Num:** 58

Instrument ID: LC10

Method 8330 Target Analyte Results

Sample : **K9J8F1AC 9093292 G9D030000-292 C 1X**

Method File: LC10.I\04072009.B\8330AB.M

Start Cal Date: 9/27/2008 13.52 **End Cal Date:** 9/27/2008 19:47

Dilution Factor	Extract Volume	Sample Volume	Sample Weight
1X	40 mL	0 mL	2 g

Matrix: SOIL **SubList:** SOLID sub **SpikeList:** SOLID spk

Samp. Info: K9J8F1AC 9093292 G9D030000-292 C 1X,3,

Misc. Info: LCS;,,2 00;40,2:SOLID sub,SOLID.spk;1;1,K9J8F1AC

	Signal 1 UV 250-265							Signal 2 UV 358-205								
Compound Name	RT	Response	Conc (ug/Kg)	Spike Level	%R	Result	Flag	RT	Response	Conc (ug/Kg)	Spike Level	%R	Result	Flag	Limits(%)	Flag
3,4-Dinitrotoluene	17.71	4460	1885.0000<	2000	94%	Acceptable		17 70	8846	1880 0000	2000	94%	Acceptable		(84-114)	
HMX	5.20	5876	937.4000<	1000	94%	Acceptable					1000	0%	Fails		(90-120)	45
RDX	7 69	3757	918.3000<	1000	92%	Acceptable					1000	0%	Fails		(84-114)	45
Picric ACID				5000	0%	Fails					5000	0%	Fails		(73-103)	
1,3,5-Trinitrobenzene	10.02	7094	942 0000<	1000	94%	Acceptable					1000	0%	Fails		(85-115)	45
1,3-Dinitrobenzene	13.00	6728	930 3000<	1000	93%	Acceptable					1000	0%	Fails		(87-117)	45
TETRYL	13 94	4451	874.3000<	1000	87%	Acceptable					1000	0%	Fails		(72-111)	45
Nitrobenzene	14 87	2917	902 6000<	1000	90%	Acceptable					1000	0%	Fails		(84-116)	45
2,4,6-Trinitrotoluene	16 19	3993	896 8000<	1000	90%	Acceptable					1000	0%	Fails		(83-113)	45
4-AM-2,6-DNT	17 10	3008	927 4000<	1000	93%	Acceptable					1000	0%	Fails		(79-109)	45
2-AM-4,6-DNT	18.16	3712	1011 0000<	1000	101%	Acceptable					1000	0%	Fails		(83-113)	45
2,6-Dinitrotoluene	19.87	2552	952 6000<	1000	95%	Acceptable					1000	0%	Fails		(84-114)	45
2,4-Dinitrotoluene	20 59	4060	953 0000<	1000	95%	Acceptable					1000	0%	Fails		(83-113)	45
2-Nitrotoluene	24.24	1679	941 4000<	1000	94%	Acceptable					1000	0%	Fails		(83-116)	45
4-Nitrotoluene	26 03	2038	931.9000<	1000	93%	Acceptable					1000	0%	Fails		(82-117)	45
3-Nitrotoluene	28.03	2096	972.4000<	1000	97%	Acceptable					1000	0%	Fails		(81-117)	45
Nitroglycerin				5000	0%	Fails		15.43	18458	4944 0000<	5000	99%	Acceptable		(77-112)	45
PETN				5000	0%	Fails		29.52	9339	4862 0000<	5000	97%	Acceptable		(80-110)	45
3,5-Dinitroaniline	13 70	4485	925.2000<	1000	93%	Acceptable					1000	0%	Fails		(40-140)	45

Surrogates:	Spiked	Recovered	%Rec	Spiked	Recovered	%Rec	Limits
3,4-Dinitrotoluene	2000.0000	1885.0000	94	2000.0000	1880.0000	94	(84-114)

Notes:

M = Manually Integrated

D = Operator Disabled Result

O = Over Calibration Range

Signals Differ by More Than 40%

Signals Differ by More Than 50%

Printed: 4/10/2009 9:18 AM

Test America West Sacramento

Method 8330

Data file : \\Terastation\share\GCdata\LC10.I\04072009.B\A-000062.D
Lab Smp Id: K9J8F1AC 9093292 G9
Inj Date : 09-APR-2009 22:17
Operator : fhk Inst ID: LC10.i
Smp Info : K9J8F1AC 9093292 G9D030000-292 C 1X;3;
Misc Info : LCS;;;2.00;40;2;SOLID.sub;SOLID.spk;1;1;K9J8F1AC
Comment : SOP SAC-LC-0009
Method : \\Terastation\share\GCdata\LC10.I\04072009.B\8330AB.m
Meth Date : 09-Apr-2009 19:41 tap Quant Type: AREA%
Cal Date : 27-SEP-2008 19:47 Cal File: A-000011.d
Als bottle: 58 QC Sample: LCS
Dil Factor: 1.00000
Integrator: Falcon+ Compound Sublist: SOLID.sub
Target Version: 4.14
Processing Host: SACP307HPLC

Concentration Formula: Amt * DF * Uf*Vt / Ws * CpndVariable

Name	Value	Description
DF	1.000	Dilution Factor
Uf	1.000	Unit Correction Factor
Vt	40.000	Volume of final extract (mL)(1000 low, 2
Ws	2.000	Weight of sample extracted (g)
Cpnd Variable		Local Compound Variable

RT	AREA	HEIGHT	HT/AREA	% HEIGHT		COMPOUNDS
5.203	37353	5876	0.157	9.25		2 HMX
7.693	43945	3757	0.085	5.91		3 RDX
8.783	3833	229	0.060	0.36		
9.197	269	47	0.175	0.07		
10.020	98933	7094	0.072	11.28		6 1,3,5-Trinitrobenze
13.000	118787	6728	0.057	10.59		7 1,3-Dinitrobenzene
13.700	70522	4485	0.064	7.06		8 3,5-Dinitroaniline
13.937	76306	4451	0.058	7.00		9 TETRYL
14.873	58606	2917	0.050	4.59		10 Nitrobenzene
16.190	78997	3993	0.051	6.28		12 2,4,6-Trinitrotolue
17.103	62700	3008	0.048	4.73		13 4-AM-2,6-DNT
17.707	92112	4460	0.048	7.02	$	1 3,4-Dinitrotoluene
18.163	89310	3712	0.042	5.84		14 2-AM-4,6-DNT
19.867	59594	2552	0.043	4.01		15 2,6-Dinitrotoluene
20.593	105474	4060	0.038	6.39		16 2,4-Dinitrotoluene
21.770	441	50	0.113	0.07		
22.503	303	33	0.109	0.05		
23.157	476	48	0.101	0.07		
23.527	177	33	0.187	0.05		
24.236	49189	1679	0.034	2.64		17 2-Nitrotoluene
26.033	62938	2038	0.032	3.20		18 4-Nitrotoluene
28.030	71832	2096	0.029	3.29		19 3-Nitrotoluene
29.430	838	50	0.060	0.07		
30.087	197	36	0.183	0.05		

RT	AREA	HEIGHT	HT/AREA	% HEIGHT	COMPOUNDS
32.173	112	27	0.241	0.04	
33.253	111	34	0.305	0.05	
33.657	325	28	0.086	0.04	
	1183679	63521		100.000	

Total unknown % height = 0.9200

Data File: \\Terastation\share\GCdata\LC10.I\04072009.B\A-000062.D
Date : 09-APR-2009 22:17
Client ID:
Sample Info: K9J8F1AC 9093292 G9D030000-292 C 1X;3;
Volume Injected (uL): 500.0
Column phase: SYNERGI HYDRORP C18

Instrument: LC10.i
Operator: fhk
Column diameter: 4.60

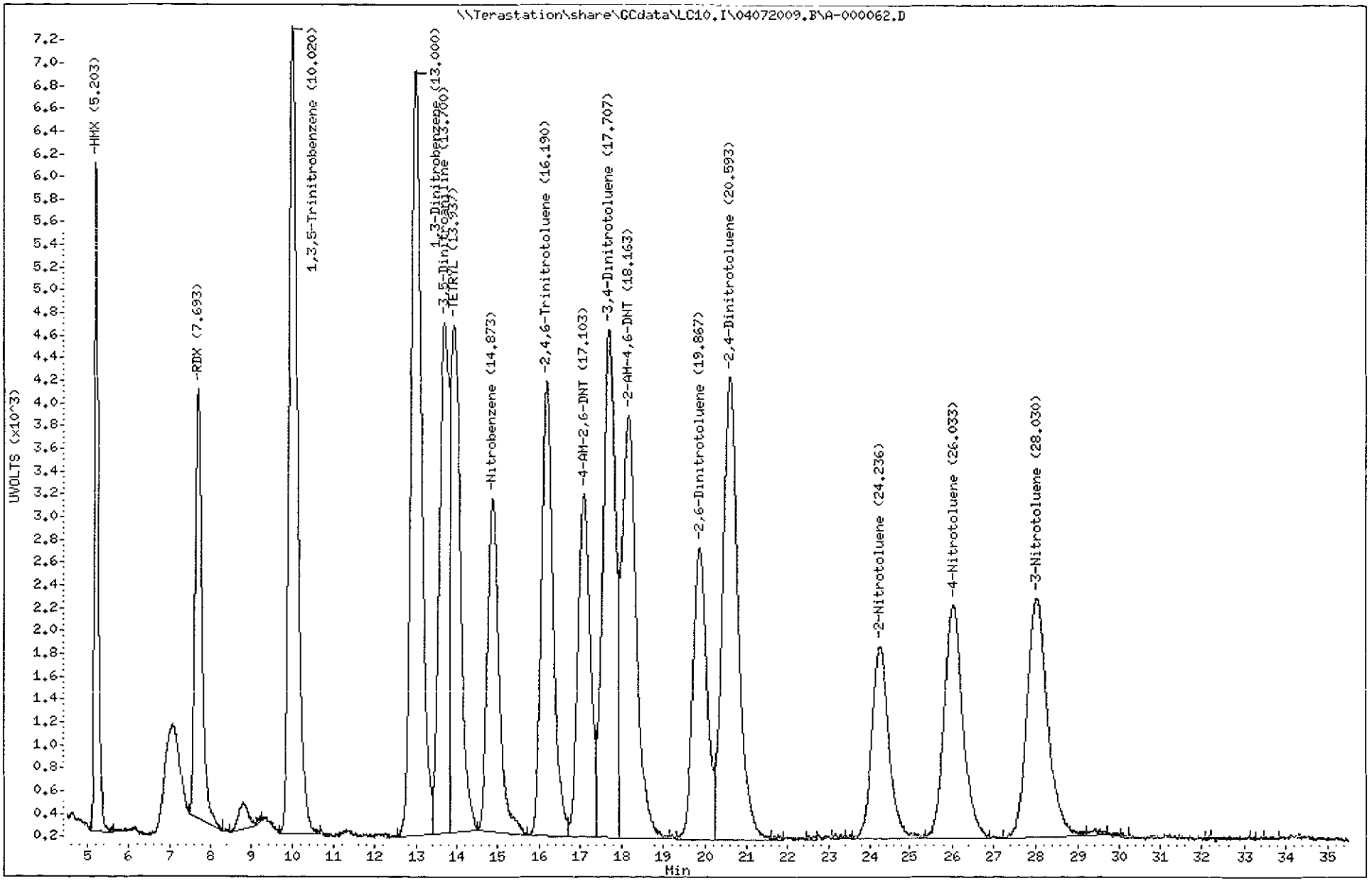

Test America West Sacramento

Method 8330

Data file : \\Terastation\share\GCdata\LC10.I\04072009.B\A-000062.D\A-000062
Lab Smp Id: K9J8F1AC 9093292 G9
Inj Date : 09-APR-2009 22:17
Operator : fhk Inst ID: LC10.i
Smp Info : K9J8F1AC 9093292 G9D030000-292 C 1X;3;
Misc Info : LCS;;;2.00;40;2;SOLID.sub;SOLID.spk;1;1;K9J8F1AC
Comment : SOP SAC-LC-0009
Method : \\Terastation\share\GCdata\LC10.I\04072009.B\8330AB.M\83302.m
Meth Date : 09-Apr-2009 19:41 tap Quant Type: AREA%
Cal Date : 27-SEP-2008 19:47 Cal File: A-000011.d
Als bottle: 58 QC Sample: LCS
Dil Factor: 1.00000
Integrator: Falcon+ Compound Sublist: SOLID.sub
Target Version: 4.14
Processing Host: SACP307HPLC

Concentration Formula: Amt * DF * Uf*Vt / Ws * CpndVariable

Name	Value	Description
DF	1.000	Dilution Factor
Uf	1.000	Unit Correction Factor
Vt	40.000	Volume of final extract (mL)(1000 low, 2
Ws	2.000	Weight of sample extracted (g)
Cpnd Variable		Local Compound Variable

RT	AREA	HEIGHT	HT/AREA	% HEIGHT	COMPOUNDS
8.806	6958	360	0.052	0.40	
10.040	2184	123	0.056	0.13	
12.997	63243	3543	0.056	3.94	
13.723	49897	3856	0.077	4.29	
13.953	103984	5455	0.052	6.07	
14.873	120352	6458	0.054	7.19	
15.430	350165	18458	0.053	20.71	11 Nitroglycerin
16.193	80435	4137	0.051	4.60	
17.097	97179	4725	0.049	5.26	
17.703	186499	8846	0.047	9.85	$ 1 3,4-Dinitrotoluene
18.147	96302	4307	0.045	4.79	
19.867	106205	4641	0.044	5.17	
20.597	100988	3395	0.034	3.78	
23.480	6438	195	0.030	0.21	
24.247	92604	3644	0.039	4.06	
26.013	102906	3413	0.033	3.80	
28.023	134276	4043	0.030	4.50	
29.520	334611	9339	0.028	10.40	20 PETN
31.343	10507	302	0.029	0.33	
32.666	581	40	0.069	0.04	
32.943	656	80	0.122	0.08	
33.307	336	83	0.247	0.09	
33.647	661	79	0.120	0.08	
34.170	339	78	0.230	0.08	

RT	AREA	HEIGHT	HT/AREA	% HEIGHT	COMPOUNDS
34.427	3095	143	0.046	0.15	
	2051401	89743		100.000	

Total unknown % height = 59.04

Data File: \\Terastation\share\GCdata\LC10.I\04072009.B\A-000062.D\A-000062.D
Date : 09-APR-2009 22:17
Client ID:
Sample Info: K9J8F1AC 9093292 G9D030000-292 C 1X;3;
Volume Injected (uL): 500.0
Column phase: SYNERGI HYDRORP C18

Instrument: LC10.i
Operator: fhk
Column diameter: 4.60

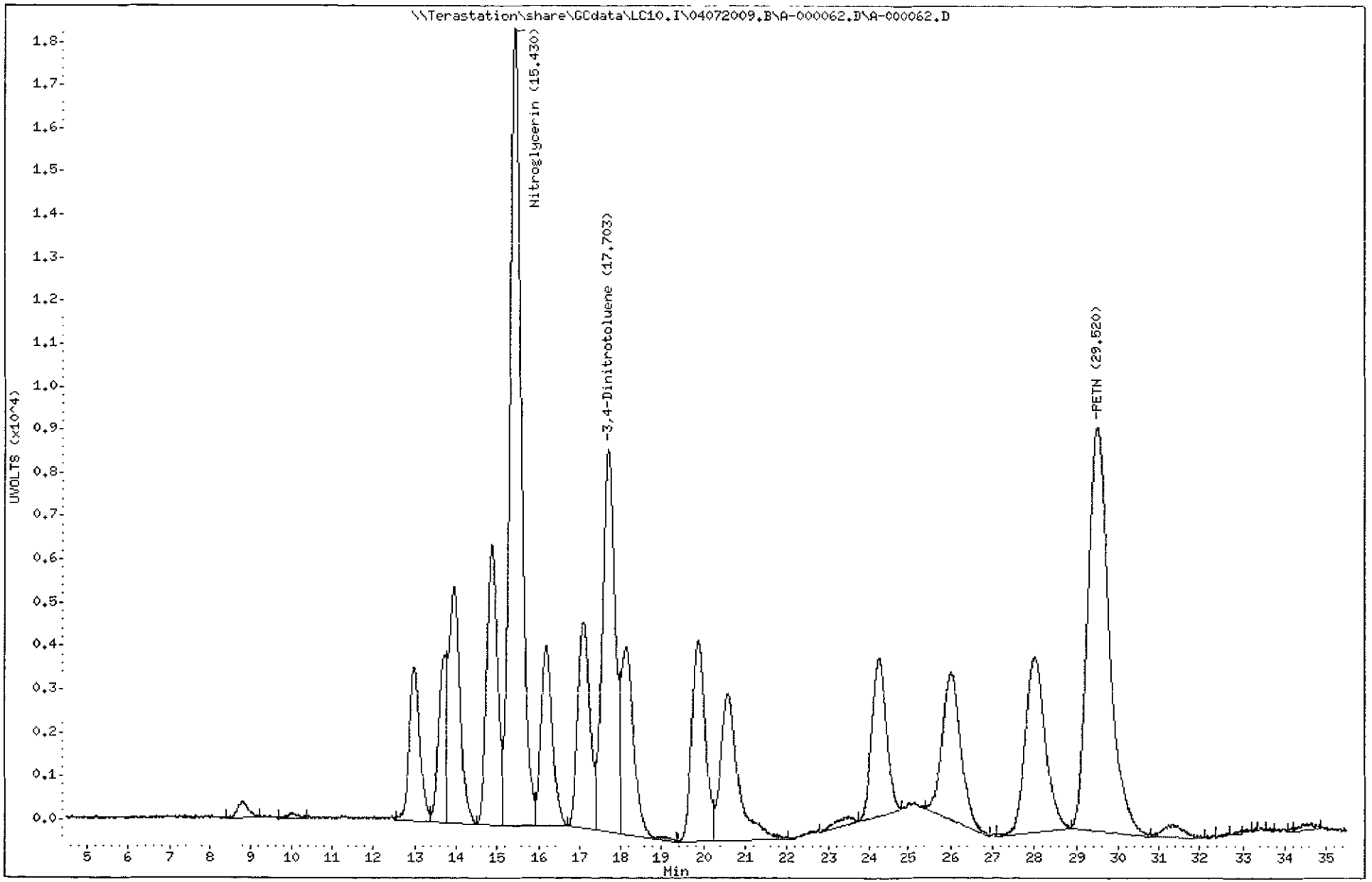

4181
North Canton

TestAmerica West Sacramento

A-000063.D

Chromatography Summary

Injection Date: 4/9/2009 23 08 **Operator:** fhk

DataFile: LC10 I\04072009 B\A-000063.D **Vial Num:** 59

Instrument ID: LC10

Method 8330 Target Analyte Results

Sample : **K9C7R1A9 9093292 A9C310174-6 1X**

Method File: LC10 I\04072009 B\8330AB M

Start Cal Date: 9/27/2008 13 52 **End Cal Date:** 9/27/2008 19 47

Dilution Factor	Extract Volume	Sample Volume	Sample Weight
1X	40 mL	0 mL	2 g

Matrix: SOIL **SubList:** SOLID sub **SpikeList:**

Samp. Info: K9C7R1A9 9093292 A9C310174-6 1X,0;

Misc. Info: .,;2 00:40;2:SOLID sub;:0:1;K9C7R1A9

	Signal 1 UV 250-265					Signal 2 UV 358-205							
Compound Name	**RT**	**Diff**	**Response**	**Conc (ug/Kg)**	**Flag**	**RT**	**Diff**	**Response**	**Conc (ug/Kg)**	**Flag**	**MDL**	**RL**	**Flag**
3,4-Dinitrotoluene	**17.72**	**0.013**	**4415**	**1866.0000<**		**17.72**	**0.030**	**8882**	**1888.0000**		**0.0000**	**0.00**	
HMX											30 0000	250 00	
RDX											40.0000	250 00	
Picric ACID											250.0000	1000 00	
1,3,5-Trinitrobenzene											20 0000	250 00	
1,3-Dinitrobenzene											50.0000	250 00	
TETRYL											50 0000	250 00	
Nitrobenzene											50 0000	250.00	
2,4,6-Trinitrotoluene											20 0000	250 00	
4-AM-2,6-DNT											20 0000	250 00	
2-AM-4,6-DNT											100 0000	250 00	
2,6-Dinitrotoluene											30.0000	250.00	
2,4-Dinitrotoluene											20 0000	250 00	
2-Nitrotoluene											80.0000	250.00	
4-Nitrotoluene											80.0000	250 00	
3-Nitrotoluene											70 0000	250 00	
Nitroglycerin											130.0000	500 00	
PETN											160.0000	500 00	
3,5-Dinitroaniline											25 0000	1300 00	

Surrogates:	**Spiked**	**Recovered**	**%Rec**	**Spiked**	**Recovered**	**%Rec**	**Limits**
3,4-Dinitrotoluene	**2000.0000**	**1866.0000**	**93**	**2000.0000**	**1888.0000**	**94**	**(84-114)**

Notes
M = Manually Integrated
D = Operator Disabled Result
O = Over Calibration Range

Signals Differ by More Than 40%
Signals Differ by More Than 50%

Printed: 4/10/2009 9:18 AM

Test America West Sacramento

Method 8330

Data file : \\Terastation\share\GCdata\LC10.I\04072009.B\A-000063.D
Lab Smp Id: K9C7R1A9 9093292 A9
Inj Date : 09-APR-2009 23:08
Operator : fhk Inst ID: LC10.i
Smp Info : K9C7R1A9 9093292 A9C310174-6 1X;0;
Misc Info : ;;;2.00;40;2;SOLID.sub;;0;1;K9C7R1A9
Comment : SOP SAC-LC-0009
Method : \\Terastation\share\GCdata\LC10.I\04072009.B\8330AB.m
Meth Date : 09-Apr-2009 19:41 tap Quant Type: AREA%
Cal Date : 27-SEP-2008 19:47 Cal File: A-000011.d
Als bottle: 59
Dil Factor: 1.00000
Integrator: Falcon+ Compound Sublist: SOLID.sub
Target Version: 4.14
Processing Host: SACP307HPLC

Concentration Formula: Amt * DF * Uf*Vt / Ws * CpndVariable

Name	Value	Description
DF	1.000	Dilution Factor
Uf	1.000	Unit Correction Factor
Vt	40.000	Volume of final extract (mL)(1000 low, 2
Ws	2.000	Weight of sample extracted (g)
Cpnd Variable		Local Compound Variable

RT	AREA	HEIGHT	HT/AREA	% HEIGHT	COMPOUNDS
5.539	473	48	0.101	0.86	
7.976	1233	64	0.052	1.15	
9.232	169	28	0.166	0.50	
12.692	1690	80	0.047	1.44	
13.346	162	31	0.191	0.56	
14.579	110	36	0.328	0.65	
14.819	562	41	0.073	0.74	
16.556	162	38	0.235	0.68	
17.716	95461	4415	0.046	79.91	$ 1 3,4-Dinitrotoluene
18.982	100	24	0.240	0.43	
19.432	134	35	0.261	0.63	
19.802	781	46	0.059	0.83	
21.179	289	39	0.135	0.70	
21.506	159	55	0.346	0.99	
22.146	236	31	0.131	0.56	
22.742	521	38	0.073	0.68	
23.542	350	29	0.083	0.52	
24.212	102	21	0.206	0.37	
24.716	630	45	0.071	0.81	
25.082	249	37	0.148	0.66	
26.032	294	28	0.095	0.50	
27.862	2749	97	0.035	1.75	
28.272	370	42	0.113	0.75	
28.732	193	32	0.166	0.57	

RT	AREA	HEIGHT	HT/AREA	% HEIGHT	COMPOUNDS
30.652	394	33	0.084	0.59	
31.172	367	43	0.117	0.77	
31.966	187	39	0.208	0.70	
32.465	114	39	0.341	0.70	
	108243	5534		100.000	

Total unknown % height = 20.09

Data File: \\Terastation\share\GCdata\LC10.I\04072009.B\A-000063.D
Date : 09-APR-2009 23:08
Client ID:
Sample Info: K9C7R1A9 9093292 A9C310174-6 1X;0;
Volume Injected (uL): 500.0
Column phase: SYNERGI HYDRORP C18

Instrument: LC10.i
Operator: fhk
Column diameter: 4.60

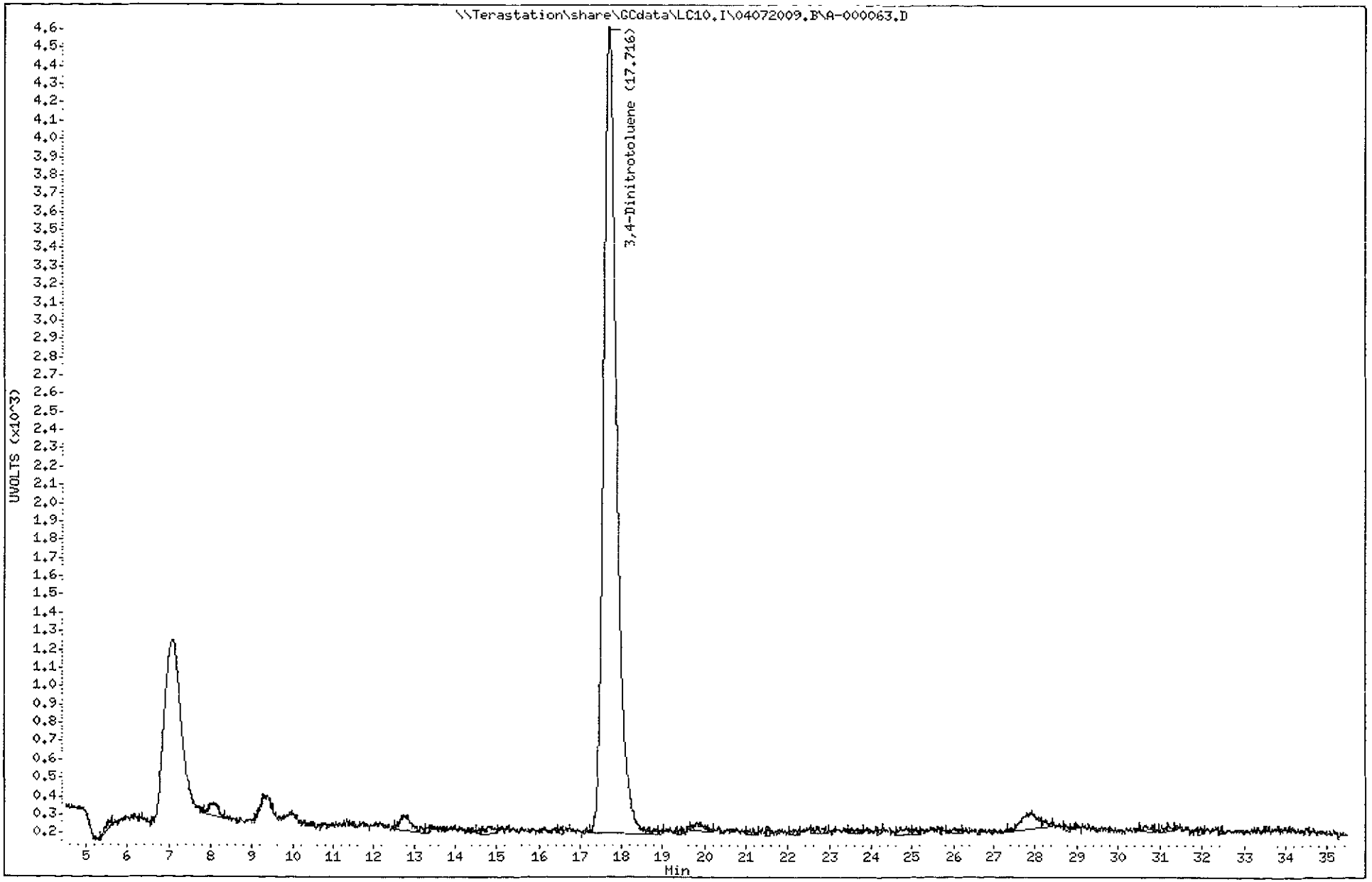

4185
North Canton

Test America West Sacramento

Method 8330

Data file : \\Terastation\share\GCdata\LC10.I\04072009.B\A-000063.D\A-000063
Lab Smp Id: K9C7R1A9 9093292 A9
Inj Date : 09-APR-2009 23:08
Operator : fhk Inst ID: LC10.i
Smp Info : K9C7R1A9 9093292 A9C310174-6 1X;0;
Misc Info : ;;;2.00;40;2;SOLID.sub;;0;1;K9C7R1A9
Comment : SOP SAC-LC-0009
Method : \\Terastation\share\GCdata\LC10.I\04072009.B\8330AB.M\83302.m
Meth Date : 09-Apr-2009 19:41 tap Quant Type: AREA%
Cal Date : 27-SEP-2008 19:47 Cal File: A-000011.d
Als bottle: 59
Dil Factor: 1.00000
Integrator: Falcon+ Compound Sublist: SOLID.sub
Target Version: 4.14
Processing Host: SACP307HPLC

Concentration Formula: Amt * DF * Uf*Vt / Ws * CpndVariable

Name	Value	Description
DF	1.000	Dilution Factor
Uf	1.000	Unit Correction Factor
Vt	40.000	Volume of final extract (mL)(1000 low, 2
Ws	2.000	Weight of sample extracted (g)
Cpnd Variable		Local Compound Variable

RT	AREA	HEIGHT	HT/AREA	% HEIGHT	COMPOUNDS
17.719	191157	8882	0.046	79.39	$ 1 3,4-Dinitrotoluene
21.279	15677	407	0.026	3.63	
25.222	2183	110	0.050	0.98	
26.549	3299	82	0.025	0.73	
27.896	935	88	0.094	0.78	
28.726	475	53	0.112	0.47	
28.992	933	104	0.111	0.92	
30.066	233	57	0.244	0.50	
30.279	367	73	0.199	0.65	
30.646	442	83	0.188	0.74	
31.279	28747	706	0.025	6.30	
32.965	511	74	0.145	0.66	
33.149	164	37	0.226	0.33	
33.302	689	92	0.134	0.82	
33.722	2042	93	0.046	0.83	
34.206	236	68	0.289	0.60	
34.539	721	95	0.132	0.84	
34.949	1608	94	0.058	0.83	
	250419	11198		100.000	

Total unknown % height = 20.61

Data File: \\Terastation\share\GCdata\LC10,I\04072009,B\A-000063,D\A-000063,D
Date : 09-APR-2009 23:08
Client ID:
Sample Info: K9C7R1A9 9093292 A9C310174-6 1X;0;
Volume Injected (uL): 500.0
Column phase: SYNERGI HYDRORP C18

Instrument: LC10,i
Operator: fhk
Column diameter: 4.60

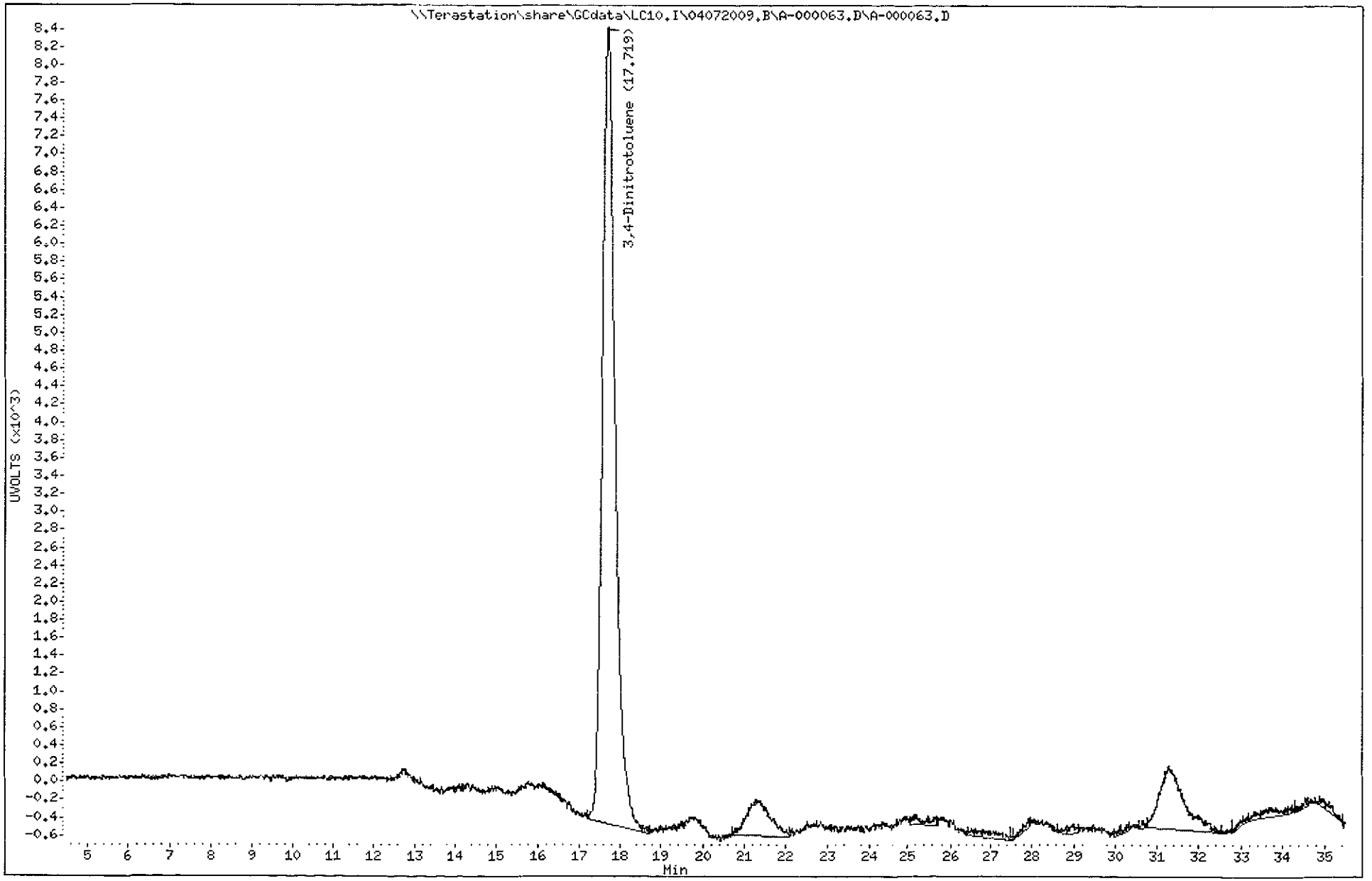

4187
North Canton

TestAmerica West Sacramento

A-000064.D

Chromatography Summary

Injection Date: 4/9/2009 23 59 **Operator:** fhk

DataFile: LC10 I\04072009 B\A-000064 D **Vial Num:** 60

Instrument ID: LC10

Method 8330 Target Analyte Results

Sample : **K9C7R1E6 9093292 A9C310174-6 S 1X**

Method File: LC10 I\04072009 B\8330AB M

Start Cal Date: 9/27/2008 13 52 **End Cal Date:** 9/27/2008 19.47

Dilution Factor	Extract Volume	Sample Volume	Sample Weight
1X	40 mL	0 mL	2.03 g

Matrix: SOIL **SubList:** SOLID.sub **SpikeList:** SOLID spk

Samp. Info: K9C7R1E6 9093292 A9C310174-6 S 1X,3,

Misc. Info: LCS,,:2 03,40,2,SOLID sub,SOLID.spk:1;1;K9C7R1E6

	Signal 1 UV 250-265							Signal 2 UV 358-205								
Compound Name	RT	Response	Conc (ug/Kg)	Spike Level	%R	Result	Flag	RT	Response	Conc (ug/Kg)	Spike Level	%R	Result	Flag	Limits(%)	Flag
3,4-Dinitrotoluene	17 69	4422	1842.0000<	1970 44335	93%	Acceptable		17.69	8761	1834 0000	1970 44335	93%	Acceptable		(84-114)	
HMX	5 21	5871	922.7000<	985 221675	94%	Acceptable					985.221675	0%	Fails		(90-120)	45
RDX	7 70	3672	884 3000<	985 221675	90%	Acceptable					985 221675	0%	Fails		(84-114)	45
Picric ACID				4926 108374	0%	Fails					4926 108374	0%	Fails		(73-103)	
1,3,5-Trinitrobenzene	10 02	7070	924 9000<	985 221675	94%	Acceptable					985 221675	0%	Fails		(85-115)	45
1,3-Dinitrobenzene	12.99	6841	932 0000<	985 221675	95%	Acceptable					985 221675	0%	Fails		(87-117)	45
TETRYL	13.94	4410	853 4000<	985 221675	87%	Acceptable					985 221675	0%	Fails		(72-111)	45
Nitrobenzene	14.87	3031	924.0000<	985 221675	94%	Acceptable					985 221675	0%	Fails		(84-116)	45
2,4,6-Trinitrotoluene	16 18	4013	888.0000<	985 221675	90%	Acceptable					985.221675	0%	Fails		(83-113)	45
4-AM-2,6-DNT	17 09	2944	894.2000<	985 221675	91%	Acceptable					985 221675	0%	Fails		(79-109)	45
2-AM-4,6-DNT	18 14	3696	991.5000<	985 221675	101%	Acceptable					985.221675	0%	Fails		(83-113)	45
2,6-Dinitrotoluene	19 85	2559	941 2000<	985 221675	96%	Acceptable					985.221675	0%	Fails		(84-114)	45
2,4-Dinitrotoluene	20.58	4075	942 4000<	985 221675	96%	Acceptable					985 221675	0%	Fails		(83-113)	45
2-Nitrotoluene	24 21	1713	946 3000<	985 221675	96%	Acceptable					985 221675	0%	Fails		(83-116)	45
4-Nitrotoluene	26.02	2074	934 4000<	985 221675	95%	Acceptable					985 221675	0%	Fails		(82-117)	45
3-Nitrotoluene	28.00	2076	948 9000<	985 221675	96%	Acceptable					985 221675	0%	Fails		(81-117)	45
Nitroglycerin				4926 108374	0%	Fails		15.43	18658	4924 0000<	4926 108374	100%	Acceptable		(77-112)	45
PETN				4926 108374	0%	Fails		29.48	9637	4943 0000<	4926 108374	100%	Acceptable		(80-110)	45
3,5-Dinitroaniline	13.70	4509	916.4000<	985 221675	93%	Acceptable					985 221675	0%	Fails		(40-140)	45

Surrogates:	Spiked	Recovered	%Rec		Spiked	Recovered	%Rec	Limits
3,4-Dinitrotoluene	1970.4434	1842.0000	93		1970.4434	1834.0000	93	(84-114)

Notes. M = Manually Integrated — Signals Differ by More Than 40%

D = Operator Disabled Result — Signals Differ by More Than 50%

O = Over Calibration Range

Printed: 4/10/2009 9:19 AM

Test America West Sacramento

Method 8330

Data file : \\Terastation\share\GCdata\LC10.I\04072009.B\A-000064.D
Lab Smp Id: K9C7R1E6 9093292 A9
Inj Date : 09-APR-2009 23:59
Operator : fhk Inst ID: LC10.i
Smp Info : K9C7R1E6 9093292 A9C310174-6 S 1X;3;
Misc Info : LCS;;;2.03;40;2;SOLID.sub;SOLID.spk;1;1;K9C7R1E6
Comment : SOP SAC-LC-0009
Method : \\Terastation\share\GCdata\LC10.I\04072009.B\8330AB.m
Meth Date : 09-Apr-2009 19:41 tap Quant Type: AREA%
Cal Date : 27-SEP-2008 19:47 Cal File: A-000011.d
Als bottle: 60 QC Sample: LCS
Dil Factor: 1.00000
Integrator: Falcon+ Compound Sublist: SOLID.sub
Target Version: 4.14
Processing Host: SACP307HPLC

Concentration Formula: Amt * DF * Uf*Vt / Ws * CpndVariable

Name	Value	Description
DF	1.000	Dilution Factor
Uf	1.000	Unit Correction Factor
Vt	40.000	Volume of final extract (mL)(1000 low, 2
Ws	2.030	Weight of sample extracted (g)
Cpnd Variable		Local Compound Variable

RT	AREA	HEIGHT	HT/AREA	% HEIGHT			COMPOUNDS
5.207	37733	5871	0.156	9.25		2	HMX
7.700	41168	3672	0.089	5.79		3	RDX
9.170	86	26	0.304	0.04			
10.020	97854	7070	0.072	11.27		6	1,3,5-Trinitrobenze
12.993	119998	6841	0.057	10.78		7	1,3-Dinitrobenzene
13.703	70784	4509	0.064	7.11		8	3,5-Dinitroaniline
13.943	76540	4410	0.058	6.95		9	TETRYL
14.873	61822	3031	0.049	4.78		10	Nitrobenzene
16.183	78747	4013	0.051	6.32		12	2,4,6-Trinitrotolue
17.090	61050	2944	0.048	4.64		13	4-AM-2,6-DNT
17.690	90289	4422	0.049	6.97	$	1	3,4-Dinitrotoluene
18.140	88013	3696	0.042	5.82		14	2-AM-4,6-DNT
19.853	59518	2559	0.043	4.03		15	2,6-Dinitrotoluene
20.580	104117	4075	0.039	6.42		16	2,4-Dinitrotoluene
22.037	298	37	0.124	0.05			
22.893	384	33	0.086	0.05			
23.680	222	52	0.235	0.08			
24.207	49588	1713	0.035	2.70		17	2-Nitrotoluene
25.343	180	29	0.161	0.04			
26.020	63725	2074	0.033	3.27		18	4-Nitrotoluene
27.287	123	35	0.284	0.05			
27.997	70179	2076	0.030	3.27		19	3-Nitrotoluene
30.887	148	34	0.230	0.05			
31.353	333	45	0.135	0.07			

RT	AREA	HEIGHT	HT/AREA	% HEIGHT	COMPOUNDS
32.017	282	40	0.142	0.06	
32.580	536	35	0.065	0.05	
33.183	353	31	0.088	0.04	
34.010	170	34	0.200	0.05	
	1174238	63407		100.000	

Total unknown % height = 0.6300

Data File: \\Terastation\share\GCdata\LC10.I\04072009.B\A-000064.D
Date : 09-APR-2009 23:59
Client ID:
Sample Info: K9C7R1E6 9093292 A9C310174-6 S 1X;3;
Volume Injected (uL): 500.0
Column phase: SYNERGI HYDRORP C18

Instrument: LC10.i
Operator: fhk
Column diameter: 4.60

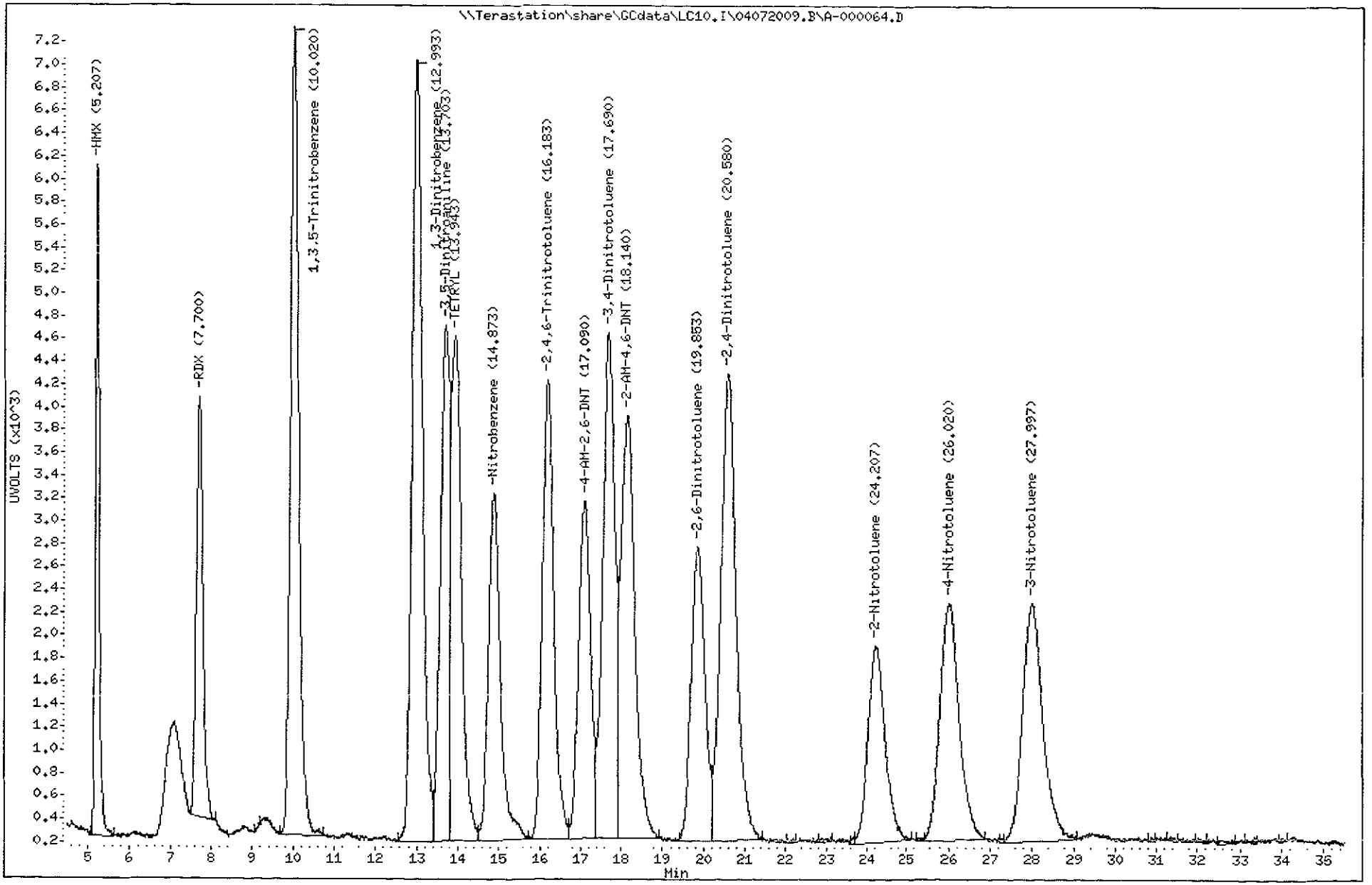

Test America West Sacramento

Method 8330

Data file : \\Terastation\share\GCdata\LC10.I\04072009.B\A-000064.D\A-000064
Lab Smp Id: K9C7R1E6 9093292 A9
Inj Date : 09-APR-2009 23:59
Operator : fhk Inst ID: LC10.i
Smp Info : K9C7R1E6 9093292 A9C310174-6 S 1X;3;
Misc Info : LCS;;;2.03;40;2;SOLID.sub;SOLID.spk;1;1;K9C7R1E6
Comment : SOP SAC-LC-0009
Method : \\Terastation\share\GCdata\LC10.I\04072009.B\8330AB.M\83302.m
Meth Date : 09-Apr-2009 19:41 tap Quant Type: AREA%
Cal Date : 27-SEP-2008 19:47 Cal File: A-000011.d
Als bottle: 60 QC Sample: LCS
Dil Factor: 1.00000
Integrator: Falcon+ Compound Sublist: SOLID.sub
Target Version: 4.14
Processing Host: SACP307HPLC

Concentration Formula: Amt * DF * Uf*Vt / Ws * CpndVariable

Name	Value	Description
DF	1.000	Dilution Factor
Uf	1.000	Unit Correction Factor
Vt	40.000	Volume of final extract (mL)(1000 low, 2
Ws	2.030	Weight of sample extracted (g)
Cpnd Variable		Local Compound Variable

RT	AREA	HEIGHT	HT/AREA	% HEIGHT		COMPOUNDS
10.053	1888	129	0.068	0.14		
12.990	65489	3730	0.057	4.08		
13.710	46250	3680	0.080	4.02		
13.950	94477	5174	0.055	5.66		
14.870	122339	6580	0.054	7.20		
15.430	358723	18658	0.052	20.53		11 Nitroglycerin
16.183	88756	4305	0.049	4.71		
17.083	100891	4815	0.048	5.27		
17.690	182992	8761	0.048	9.59	$	1 3,4-Dinitrotoluene
18.130	100305	4314	0.043	4.72		
19.863	113448	4758	0.042	5.20		
20.577	92142	3439	0.037	3.76		
24.217	125638	4139	0.033	4.53		
26.023	115622	3698	0.032	4.04		
27.993	143401	4111	0.029	4.50		
29.483	359909	9637	0.027	10.55		20 PETN
31.207	37445	842	0.022	0.92		
32.690	585	89	0.152	0.09		
33.137	244	70	0.287	0.07		
33.527	713	53	0.074	0.05		
33.877	855	80	0.094	0.08		
34.130	490	52	0.106	0.05		
34.503	537	80	0.149	0.08		
34.830	3408	147	0.043	0.16		

RT	AREA	HEIGHT	HT/AREA	% HEIGHT	COMPOUNDS
	2156547	91341		100.000	

Total unknown % height = 59.33

Data File: \\Terastation\share\GCdata\LC10.I\04072009.B\A-000064.D\A-000064.D
Date : 09-APR-2009 23:59
Client ID:
Sample Info: K9C7R1E6 9093292 A9C310174-6 S 1X;3;
Volume Injected (uL): 500.0
Column phase: SYNERGI HYDRORP C18

Instrument: LC10.i
Operator: fhk
Column diameter: 4.60

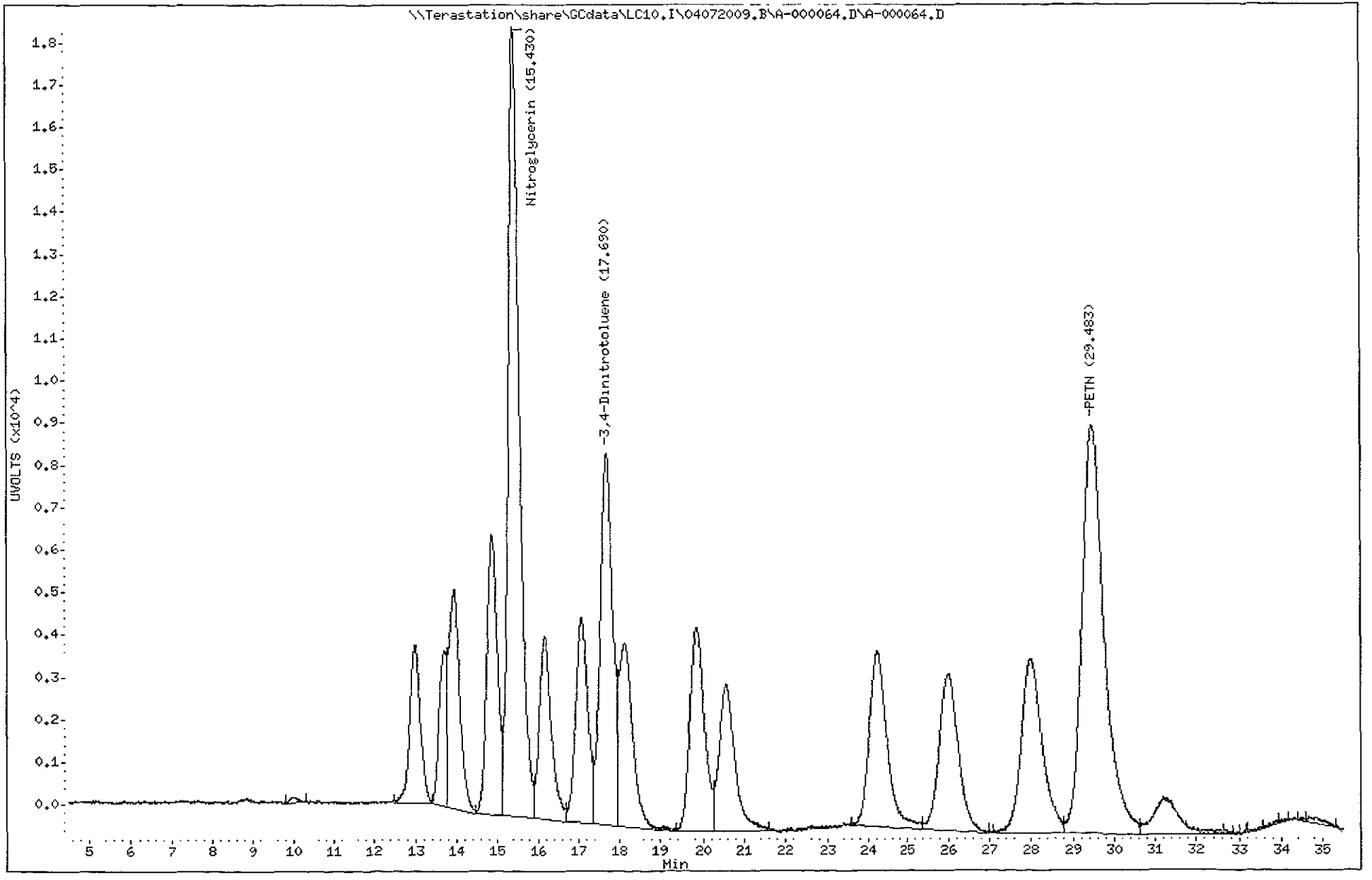

4194
North Canton

TestAmerica West Sacramento

A-000065.D

Chromatography Summary

Injection Date: 4/10/2009 0 49 **Operator:** fhk

DataFile: LC10 I\04072009 B\A-000065 D **Vial Num:** 61

Instrument ID: LC10

Method 8330 Target Analyte Results

Sample : **K9C7R1E7 9093292 A9C310174-6 D 1X**

Method File: LC10 I\04072009 B\8330AB.M

Start Cal Date: 9/27/2008 13:52 **End Cal Date:** 9/27/2008 19 47

Dilution Factor	Extract Volume	Sample Volume	Sample Weight
1X	40 mL	0 mL	2.02 g

Matrix: SOIL **SubList:** SOLID.sub **SpikeList:** SOLID spk

Samp. Info: K9C7R1E7 9093292 A9C310174-6 D 1X;3;

Misc. Info: LCS,;,2.02,40.2;SOLID sub;SOLID spk,1,1,K9C7R1E7

	Signal 1 UV 250-265							Signal 2 UV 358-205								
Compound Name	RT	Response	Conc (ug/Kg)	Spike Level	%R	Result	Flag	RT	Response	Conc (ug/Kg)	Spike Level	%R	Result	Flag	Limits(%)	Flag
3,4-Dinitrotoluene	17 70	4531	1896 0000<	1980 19802	96%	Acceptable		17.71	8879	1868 0000	1980 19802	94%	Acceptable		(84-114)	
HMX	5.20	5913	933 9000<	990 09901	94%	Acceptable					990.09901	0%	Fails		(90-120)	45
RDX	7 69	3737	904 4000<	990 09901	91%	Acceptable					990 09901	0%	Fails		(84-114)	45
Picric ACID				4950 49505	0%	Fails					4950 49505	0%	Fails		(73-103)	
1,3,5-Trinitrobenzene	10 02	7134	937 9000<	990 09901	95%	Acceptable					990 09901	0%	Fails		(85-115)	45
1,3-Dinitrobenzene	13 00	6866	940.0000<	990 09901	95%	Acceptable					990.09901	0%	Fails		(87-117)	45
TETRYL	13 93	4376	851.0000<	990 09901	86%	Acceptable					990.09901	0%	Fails		(72-111)	45
Nitrobenzene	14.88	2995	917.6000<	990 09901	93%	Acceptable					990.09901	0%	Fails		(84-116)	45
2,4,6-Trinitrotoluene	16.19	4030	896.1000<	990.09901	91%	Acceptable					990.09901	0%	Fails		(83-113)	45
4-AM-2,6-DNT	17 10	2976	908 4000<	990 09901	92%	Acceptable					990.09901	0%	Fails		(79-109)	45
2-AM-4,6-DNT	18 15	3733	1006.0000<	990.09901	102%	Acceptable					990.09901	0%	Fails		(83-113)	45
2,6-Dinitrotoluene	19.87	2586	955 8000<	990 09901	97%	Acceptable					990.09901	0%	Fails		(84-114)	45
2,4-Dinitrotoluene	20.60	4101	953 1000<	990 09901	96%	Acceptable					990 09901	0%	Fails		(83-113)	45
2-Nitrotoluene	24 24	1709	948.8000<	990 09901	96%	Acceptable					990 09901	0%	Fails		(83-116)	45
4-Nitrotoluene	26 05	2058	931 8000<	990 09901	94%	Acceptable					990 09901	0%	Fails		(82-117)	45
3-Nitrotoluene	28 04	2120	973 8000<	990 09901	98%	Acceptable					990.09901	0%	Fails		(81-117)	45
Nitroglycerin				4950.49505	0%	Fails		15.43	18645	4945 0000<	4950 49505	100%	Acceptable		(77-112)	45
PETN				4950.49505	0%	Fails		29.52	9584	4940.0000<	4950 49505	100%	Acceptable		(80-110)	45
3,5-Dinitroaniline	13.71	4489	916 8000<	990 09901	93%	Acceptable					990.09901	0%	Fails		(40-140)	45

Surrogates:	Spiked	Recovered	%Rec	Spiked	Recovered	%Rec	Limits
3,4-Dinitrotoluene	1980.1980	1896.0000	96	1980.1980	1868.0000	94	(84-114)

Notes: M = Manually Integrated

D = Operator Disabled Result

O = Over Calibration Range

Signals Differ by More Than 40%

Signals Differ by More Than 50%

Printed: 4/10/2009 12:16 PM

TestAmerica West Sacramento

Method 8330

Data file : \\Terastation\share\GCdata\LC10.I\04072009.B\A-000065.d
Lab Smp Id: K9C7R1E7 9093292 A9
Inj Date : 10-APR-2009 00:49
Operator : fhk Inst ID: LC10.i
Smp Info : K9C7R1E7 9093292 A9C310174-6 D 1X;3;
Misc Info : LCS;;;2.02;40;2;SOLID.sub;SOLID.spk;1;1;K9C7R1E7
Comment : SOP SAC-LC-0009
Method : \\Terastation\share\GCdata\LC10.I\04072009.B\8330AB.M
Meth Date : 10-Apr-2009 09:40 kenneyf Quant Type: AREA%
Cal Date : 27-SEP-2008 19:47 Cal File: A-000011.d
Als bottle: 61 QC Sample: LCS
Dil Factor: 1.00000
Integrator: Falcon+ Compound Sublist: SOLID.sub
Target Version: 4.14
Processing Host: SACP307FK

Concentration Formula: Amt * DF * Uf*Vt / Ws * CpndVariable

Name	Value	Description
DF	1.000	Dilution Factor
Uf	1.000	Unit Correction Factor
Vt	40.000	Volume of final extract (mL)(1000 low, 2
Ws	2.020	Weight of sample extracted (g)
Cpnd Variable		Local Compound Variable

RT	AREA	HEIGHT	HT/AREA	% HEIGHT		COMPOUNDS
5.198	37102	5913	0.159	9.27		2 HMX
7.694	43987	3737	0.085	5.86		3 RDX
9.058	166	48	0.289	0.07		
9.324	3441	164	0.048	0.25		
10.018	97986	7134	0.073	11.30		6 1,3,5-Trinitrobenze
11.114	105	21	0.199	0.03		
13.001	119892	6866	0.057	10.76		7 1,3-Dinitrobenzene
13.711	71057	4489	0.063	7.03		8 3,5-Dinitroaniline
13.934	73744	4376	0.059	6.86		9 TETRYL
14.884	59795	2995	0.050	4.69		10 Nitrobenzene
16.194	79592	4030	0.051	6.31		12 2,4,6-Trinitrotolue
17.104	61720	2976	0.048	4.66		13 4-AM-2,6-DNT
17.704	92358	4531	0.049	7.10	$	1 3,4-Dinitrotoluene
18.151	89625	3733	0.042	5.85		14 2-AM-4,6-DNT
19.874	58917	2586	0.044	4.05		15 2,6-Dinitrotoluene
20.601	105351	4101	0.039	6.43		16 2,4-Dinitrotoluene
23.031	509	40	0.079	0.06		
24.238	48575	1709	0.035	2.67		17 2-Nitrotoluene
26.051	63411	2058	0.032	3.22		18 4-Nitrotoluene
28.041	72464	2120	0.029	3.32		19 3-Nitrotoluene
29.341	378	46	0.122	0.07		
32.028	404	34	0.084	0.05		
33.451	94	32	0.339	0.05		
33.718	322	30	0.093	0.04		

RT	AREA	HEIGHT	HT/AREA	% HEIGHT	COMPOUNDS
	1180997	63769		100.000	

Total unknown % height = 0.6200

Data File: \\Terastation\share\GCdata\LC10.I\04072009.B\A-000065.d
Date : 10-APR-2009 00:49
Client ID:
Sample Info: K9C7R1E7 9093292 A9C310174-6 D 1X;3;
Volume Injected (uL): 500.0
Column phase: SYNERGI HYDRORP C18

Instrument: LC10.i
Operator: fhk
Column diameter: 4.60

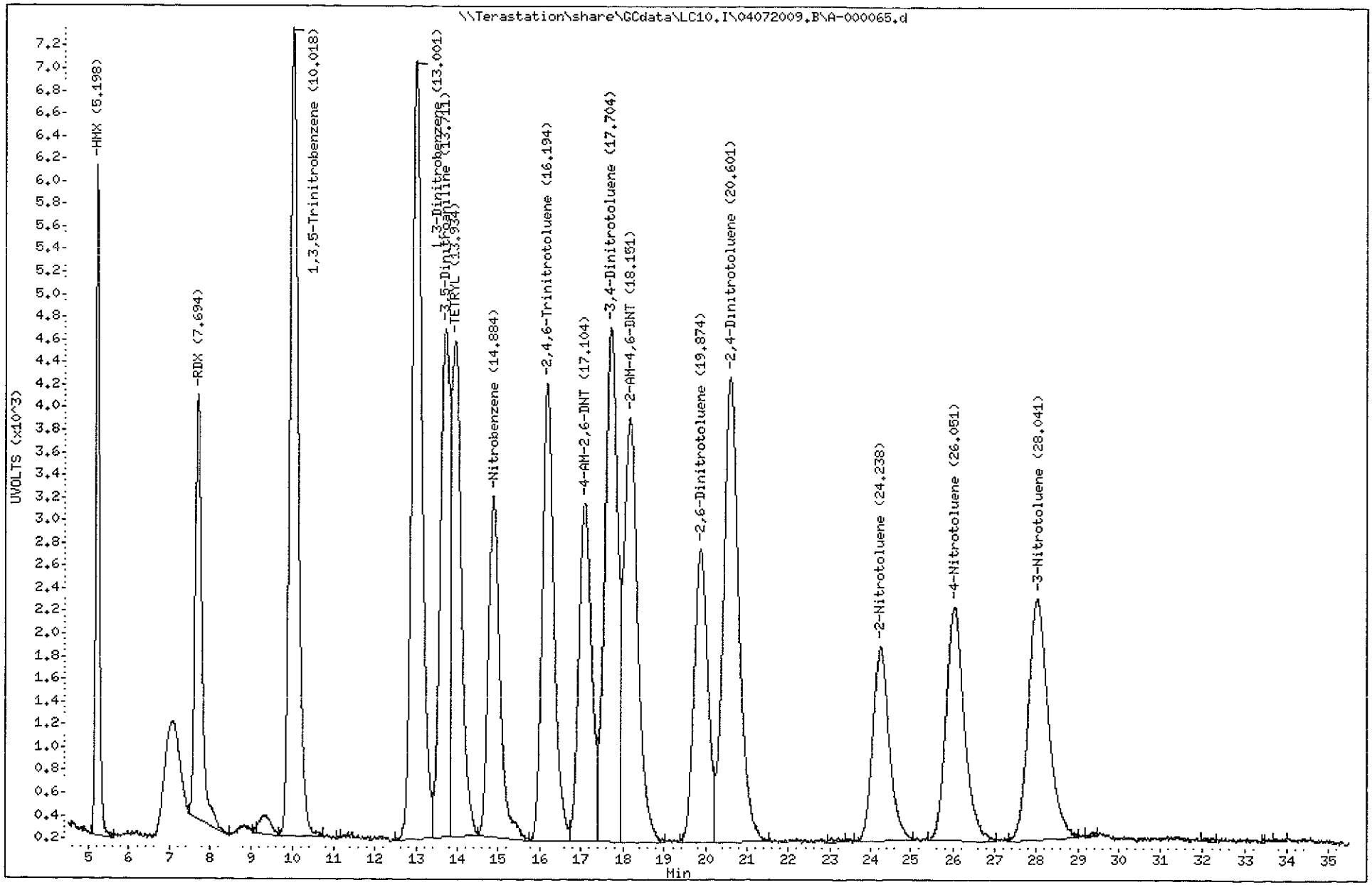

North Canton

TestAmerica West Sacramento

Method 8330

Data file : \\Terastation\share\GCdata\LC10.I\04072009.B\A-000065.d\A-000065
Lab Smp Id: K9C7R1E7 9093292 A9
Inj Date : 10-APR-2009 00:49
Operator : fhk Inst ID: LC10.i
Smp Info : K9C7R1E7 9093292 A9C310174-6 D 1X;3;
Misc Info : LCS;;;2.02;40;2;SOLID.sub;SOLID.spk;1;1;K9C7R1E7
Comment : SOP SAC-LC-0009
Method : \\Terastation\share\GCdata\LC10.I\04072009.B\8330AB.M\83302.m
Meth Date : 10-Apr-2009 05:48 tap Quant Type: AREA%
Cal Date : 27-SEP-2008 19:47 Cal File: A-000011.d
Als bottle: 61 QC Sample: LCS
Dil Factor: 1.00000
Integrator: Falcon+ Compound Sublist: SOLID.sub
Target Version: 4.14
Processing Host: SACP307FK

Concentration Formula: Amt * DF * Uf*Vt / Ws * CpndVariable

Name	Value	Description
DF	1.000	Dilution Factor
Uf	1.000	Unit Correction Factor
Vt	40.000	Volume of final extract (mL)(1000 low, 2
Ws	2.020	Weight of sample extracted (g)
Cpnd Variable		Local Compound Variable

RT	AREA	HEIGHT	HT/AREA	% HEIGHT	COMPOUNDS
10.011	1509	127	0.084	0.13	
13.001	65199	3710	0.057	4.05	
13.721	52019	3909	0.075	4.27	
13.961	100163	5341	0.053	5.84	
14.881	121886	6593	0.054	7.21	
15.434	355745	18645	0.052	20.52	11 Nitroglycerin
16.181	80715	4137	0.051	4.52	
17.108	95655	4730	0.049	5.17	
17.708	189515	8879	0.047	9.71	$ 1 3,4-Dinitrotoluene
18.141	100710	4431	0.044	4.84	
19.864	111182	4750	0.043	5.19	
20.598	110156	3527	0.032	3.85	
24.234	122906	4132	0.034	4.52	
25.314	1045	164	0.157	0.17	
26.018	111940	3602	0.032	3.94	
28.021	151470	4267	0.028	4.66	
29.521	346685	9584	0.028	10.48	20 PETN
31.321	16584	523	0.032	0.57	
32.904	305	59	0.193	0.06	
33.308	841	56	0.067	0.06	
33.704	341	42	0.123	0.04	
33.904	333	29	0.087	0.03	
34.038	271	65	0.240	0.07	
34.524	1818	94	0.052	0.10	

RT	AREA	HEIGHT	HT/AREA	% HEIGHT	COMPOUNDS
	2138994	91396		100.000	

Total unknown % height = 59.29

Data File: \\Terastation\share\GCdata\LC10,I\04072009,B\A-000065,d\A-000065,d
Date : 10-APR-2009 00:49
Client ID:
Sample Info: K9C7R1E7 9093292 A9C310174-6 D 1X;3;
Volume Injected (uL): 500.0
Column phase: SYNERGI HYDRORP C18

Instrument: LC10,i
Operator: fhk
Column diameter: 4.60

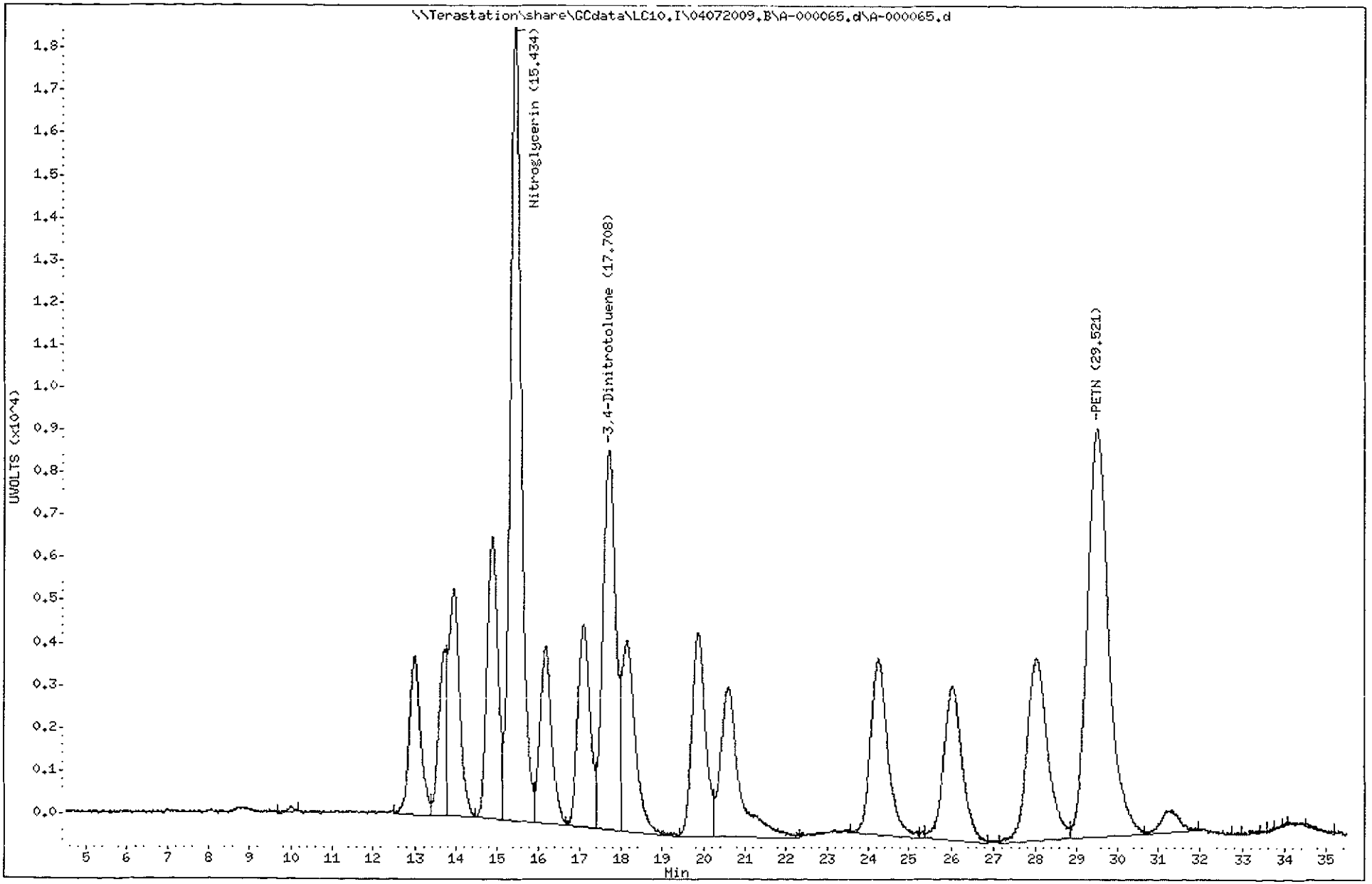

North Canton

TestAmerica West Sacramento

A-000066.D

Chromatography Summary

Method 8330 Target Analyte Results

Injection Date: 4/10/2009 1 40 **Operator:** fhk

DataFile: LC10.I\04072009 B\A-000066 D **Vial Num:** 62

Instrument ID: LC10

Sample : **K9C7W1AL 9093292 A9C310174-7 1X**

Method File: LC10 I\04072009.B\8330AB M

Start Cal Date: 9/27/2008 13 52 **End Cal Date:** 9/27/2008 19.47

Dilution Factor	Extract Volume	Sample Volume	Sample Weight
1X	40 mL	0 mL	2 g

Matrix: SOIL **SubList:** SOLID.sub **SpikeList:**

Samp. Info: K9C7W1AL 9093292 A9C310174-7 1X,0;

Misc. Info: .;,2 00:40,2,SOLID.sub,.0.1:K9C7W1AL

	Signal 1 UV 250-265					Signal 2 UV 358-205							
Compound Name	RT	Diff	Response	Conc (ug/Kg)	Flag	RT	Diff	Response	Conc (ug/Kg)	Flag	MDL	RL	Flag
3,4-Dinitrotoluene	17.70	0.000	4581	1936.0000<		17.71	0.017	9159	1947.0000		0.0000	0.00	
HMX											30 0000	250 00	
RDX											40 0000	250 00	
Picric ACID											250 0000	1000 00	
1,3,5-Trinitrobenzene											20.0000	250 00	
1,3-Dinitrobenzene											50 0000	250 00	
TETRYL											50 0000	250 00	
Nitrobenzene											50 0000	250 00	
2,4,6-Trinitrotoluene											20 0000	250.00	
4-AM-2,6-DNT											20 0000	250 00	
2-AM-4,6-DNT											100 0000	250.00	
2,6-Dinitrotoluene											30 0000	250 00	
2,4-Dinitrotoluene											20.0000	250 00	
2-Nitrotoluene											80.0000	250 00	
4-Nitrotoluene											80 0000	250 00	
3-Nitrotoluene											70 0000	250.00	
Nitroglycerin											130 0000	500.00	
PETN											160.0000	500 00	
3,5-Dinitroaniline											25 0000	1300 00	

Surrogates:	Spiked	Recovered	%Rec		Spiked	Recovered	%Rec	Limits
3,4-Dinitrotoluene	2000.0000	1936.0000	97		2000.0000	1947.0000	97	*(84-114)*

Notes:
M = Manually Integrated
D = Operator Disabled Result
O = Over Calibration Range

Signals Differ by More Than 40%
Signals Differ by More Than 50%

Printed: 4/10/2009 9:19 AM

Test America West Sacramento

Method 8330

Data file : \\Terastation\share\GCdata\LC10.I\04072009.B\A-000066.D
Lab Smp Id: K9C7W1AL 9093292 A9
Inj Date : 10-APR-2009 01:40
Operator : fhk Inst ID: LC10.i
Smp Info : K9C7W1AL 9093292 A9C310174-7 1X;0;
Misc Info : ;;;2.00;40;2;SOLID.sub;;0;1;K9C7W1AL
Comment : SOP SAC-LC-0009
Method : \\Terastation\share\GCdata\LC10.I\04072009.B\8330AB.m
Meth Date : 09-Apr-2009 19:41 tap Quant Type: AREA%
Cal Date : 27-SEP-2008 19:47 Cal File: A-000011.d
Als bottle: 62
Dil Factor: 1.00000
Integrator: Falcon+ Compound Sublist: SOLID.sub
Target Version: 4.14
Processing Host: SACP307HPLC

Concentration Formula: Amt * DF * Uf*Vt / Ws * CpndVariable

Name	Value	Description
DF	1.000	Dilution Factor
Uf	1.000	Unit Correction Factor
Vt	40.000	Volume of final extract (mL)(1000 low, 2
Ws	2.000	Weight of sample extracted (g)
Cpnd Variable		Local Compound Variable

RT	AREA	HEIGHT	HT/AREA	% HEIGHT	COMPOUNDS
5.503	229	30	0.131	0.47	
7.953	329	21	0.064	0.33	
8.590	1543	140	0.091	2.20	
9.330	784	55	0.070	0.86	
9.820	146	25	0.171	0.39	
13.430	372	30	0.081	0.47	
13.823	566	46	0.081	0.72	
14.576	17707	849	0.048	13.38	
16.290	327	36	0.110	0.56	
16.626	292	33	0.113	0.52	
17.703	99001	4581	0.046	72.31	$ 1 3,4-Dinitrotoluene
19.133	428	26	0.061	0.40	
19.783	845	59	0.070	0.92	
20.206	226	27	0.120	0.42	
23.720	320	30	0.094	0.47	
26.510	219	31	0.142	0.48	
27.616	374	37	0.099	0.58	
28.460	766	34	0.044	0.53	
29.443	94	26	0.276	0.40	
29.973	207	30	0.145	0.47	
30.496	435	36	0.083	0.56	
31.063	198	33	0.166	0.52	
31.603	189	49	0.260	0.77	
32.546	308	40	0.130	0.63	

RT	AREA	HEIGHT	HT/AREA	% HEIGHT	COMPOUNDS
33.826	138	41	0.298	0.64	
	126043	6345		100.000	

Total unknown % height = 27.69

Data File: \\Terastation\share\GCdata\LC10.I\04072009.B\A-000066.D
Date : 10-APR-2009 01:40
Client ID:
Sample Info: K9C7W1AL 9093292 A9C310174-7 1X;0;
Volume Injected (uL): 500.0
Column phase: SYNERGI HYDRORP C18

Instrument: LC10.i
Operator: fhk
Column diameter: 4.60

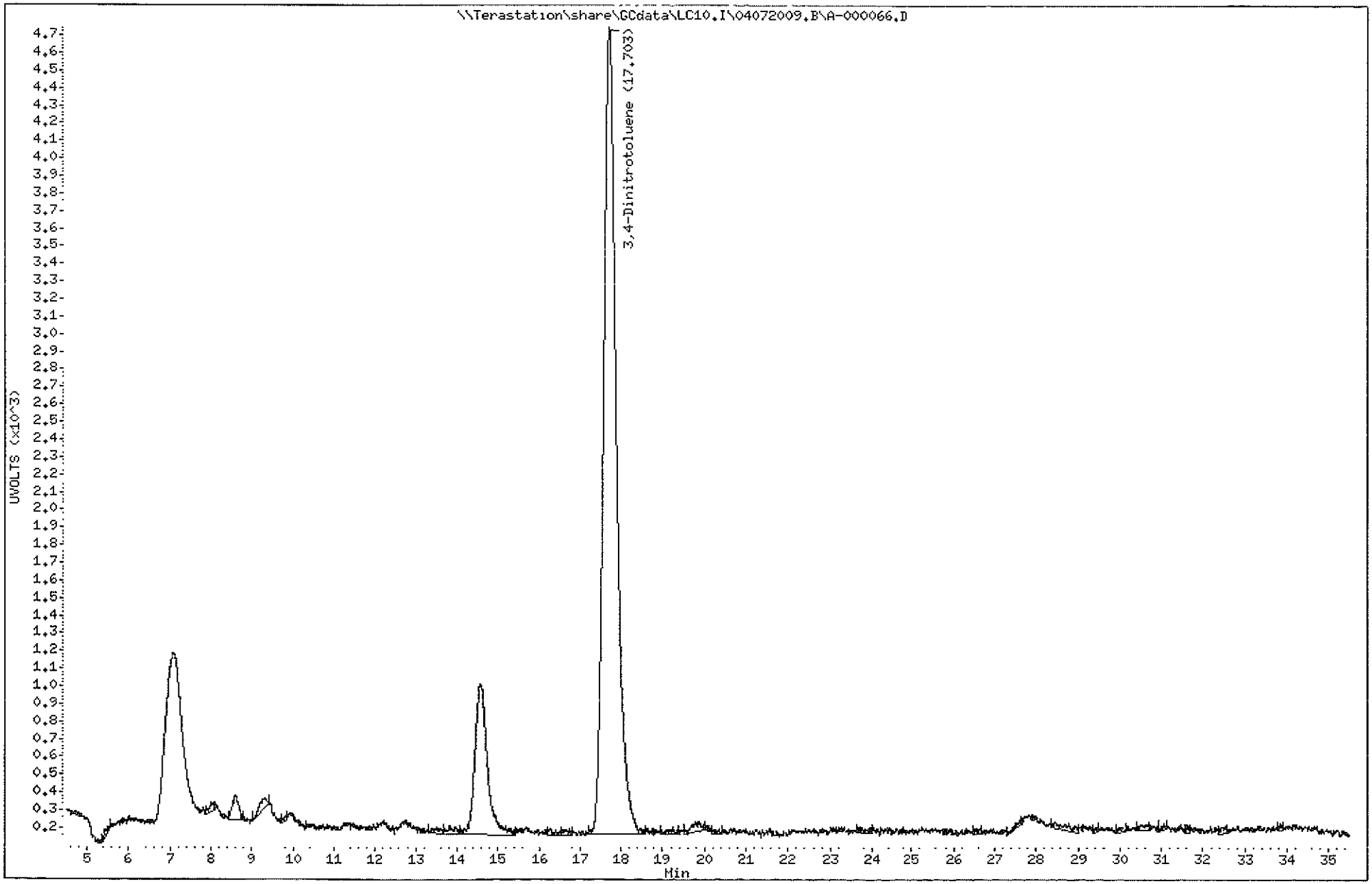

Test America West Sacramento

Method 8330

Data file : \\Terastation\share\GCdata\LC10.I\04072009.B\A-000066.D\A-000066
Lab Smp Id: K9C7W1AL 9093292 A9
Inj Date : 10-APR-2009 01:40
Operator : fhk Inst ID: LC10.i
Smp Info : K9C7W1AL 9093292 A9C310174-7 1X;0;
Misc Info : ;;;2.00;40;2;SOLID.sub;;0;1;K9C7W1AL
Comment : SOP SAC-LC-0009
Method : \\Terastation\share\GCdata\LC10.I\04072009.B\8330AB.M\83302.m
Meth Date : 09-Apr-2009 19:41 tap Quant Type: AREA%
Cal Date : 27-SEP-2008 19:47 Cal File: A-000011.d
Als bottle: 62
Dil Factor: 1.00000
Integrator: Falcon+ Compound Sublist: SOLID.sub
Target Version: 4.14
Processing Host: SACP307HPLC

Concentration Formula: Amt * DF * Uf*Vt / Ws * CpndVariable

Name	Value	Description
DF	1.000	Dilution Factor
Uf	1.000	Unit Correction Factor
Vt	40.000	Volume of final extract (mL)(1000 low, 2
Ws	2.000	Weight of sample extracted (g)
Cpnd Variable		Local Compound Variable

RT	AREA	HEIGHT	HT/AREA	% HEIGHT	COMPOUNDS
14.563	23765	1129	0.048	7.48	
17.706	199270	9159	0.046	60.78	$ 1 3,4-Dinitrotoluene
21.260	6107	208	0.034	1.37	
24.743	90068	2790	0.031	18.48	
26.560	579	65	0.112	0.43	
26.760	1012	79	0.078	0.52	
27.820	9173	218	0.024	1.44	
28.370	3070	164	0.053	1.08	
29.266	500	70	0.140	0.46	
30.493	471	62	0.132	0.41	
30.676	476	77	0.162	0.51	
30.833	760	136	0.179	0.90	
31.296	15089	414	0.027	2.74	
32.796	983	64	0.065	0.42	
33.220	375	98	0.261	0.64	
33.486	718	78	0.109	0.51	
33.716	522	66	0.126	0.43	
34.350	371	70	0.189	0.46	
34.476	286	69	0.241	0.45	
35.176	995	74	0.074	0.49	
	354590	15090		100.000	

Total unknown % height = 39.22

Data File: \\Terastation\share\GCdata\LC10.I\04072009.B\A-000066.D\A-000066.D
Date : 10-APR-2009 01:40
Client ID:
Sample Info: K9C7W1AL 9093292 A9C310174-7 1X;0;
Volume Injected (uL): 500.0
Column phase: SYNERGI HYDRORP C18

Instrument: LC10.i
Operator: fhk
Column diameter: 4.60

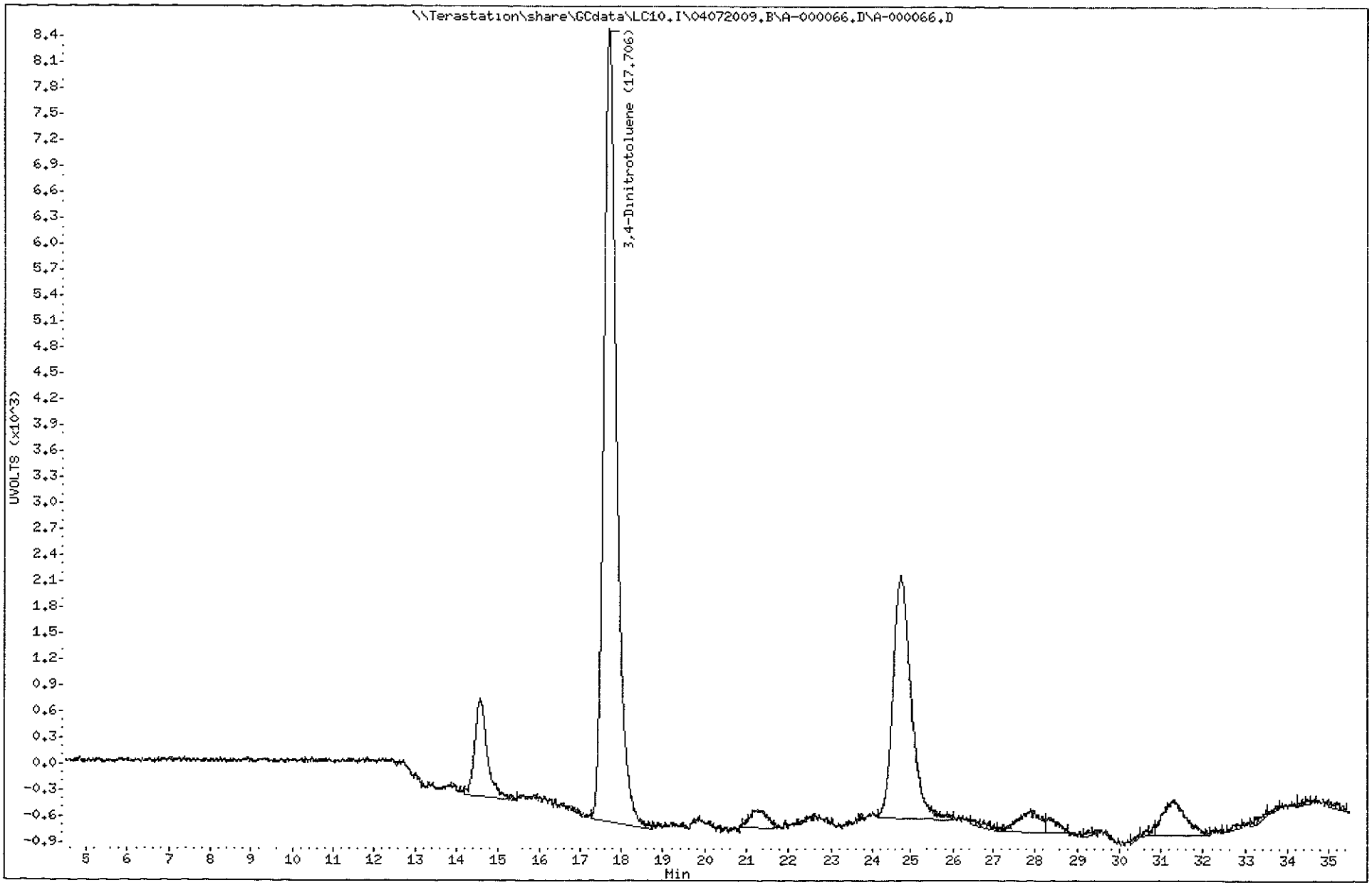

North Canton

TestAmerica West Sacramento

A-000067.D

Chromatography Summary

Injection Date: 4/10/2009 2 30 **Operator:** fik

DataFile: LC10 I\04072009.B\A-000067.D **Vial Num:** 63

Method 8330 Target Analyte Results

Instrument ID: LC10

Sample : **K9C711AL 9093292 A9C310174-8 1X**

Method File: LC10 I\04072009 B\8330AB.M

Start Cal Date: 9/27/2008 13:52 **End Cal Date:** 9/27/2008 19:47

Dilution Factor	Extract Volume	Sample Volume	Sample Weight
1X	40 mL	0 mL	2 g

Matrix: SOIL **SubList:** SOLID sub **SpikeList:**

Samp. Info: K9C711AL 9093292 A9C310174-8 1X,0;

Misc. Info: ,,,2 00;40;2,SOLID sub,.0,1,K9C711AL

	Signal 1 UV 250-265					Signal 2 UV 358-205							
Compound Name	**RT**	**Diff**	**Response**	**Conc (ug/Kg)**	**Flag**	**RT**	**Diff**	**Response**	**Conc (ug/Kg)**	**Flag**	**MDL**	**RL**	**Flag**
3,4-Dinitrotoluene	**17.69**	**-0.012**	**4624**	**1954.0000<**		**17.69**	**0.005**	**9206**	**1957.0000**		**0.0000**	**0.00**	
HMX											30 0000	250 00	
RDX											40.0000	250 00	
Picric ACID											250 0000	1000.00	
1,3,5-Trinitrobenzene											20.0000	250 00	
1,3-Dinitrobenzene											50 0000	250 00	
TETRYL											50.0000	250.00	
Nitrobenzene											50 0000	250.00	
2,4,6-Trinitrotoluene											20 0000	250 00	
4-AM-2,6-DNT											20 0000	250.00	
2-AM-4,6-DNT											100.0000	250 00	
2,6-Dinitrotoluene											30 0000	250 00	
2,4-Dinitrotoluene											20 0000	250.00	
2-Nitrotoluene											80 0000	250 00	
4-Nitrotoluene											80 0000	250.00	
3-Nitrotoluene											70.0000	250 00	
Nitroglycerin											130.0000	500 00	
PETN											160 0000	500 00	
3,5-Dinitroaniline											25 0000	1300 00	

Surrogates:	**Spiked**	**Recovered**	**%Rec**	**Spiked**	**Recovered**	**%Rec**	**Limits**
3,4-Dinitrotoluene	**2000.0000**	**1954.0000**	**98**	**2000.0000**	**1957.0000**	**98**	**(84-114)**

Notes.
M = Manually Integrated
D = Operator Disabled Result
O = Over Calibration Range

Signals Differ by More Than 40%
Signals Differ by More Than 50%

Printed: 4/10/2009 9:20 AM

Test America West Sacramento

Method 8330

Data file : \\Terastation\share\GCdata\LC10.I\04072009.B\A-000067.D
Lab Smp Id: K9C711AL 9093292 A9
Inj Date : 10-APR-2009 02:30
Operator : fhk Inst ID: LC10.i
Smp Info : K9C711AL 9093292 A9C310174-8 1X;0;
Misc Info : ;;;2.00;40;2;SOLID.sub;;0;1;K9C711AL
Comment : SOP SAC-LC-0009
Method : \\Terastation\share\GCdata\LC10.I\04072009.B\8330AB.m
Meth Date : 09-Apr-2009 19:41 tap Quant Type: AREA%
Cal Date : 27-SEP-2008 19:47 Cal File: A-000011.d
Als bottle: 63
Dil Factor: 1.00000
Integrator: Falcon+ Compound Sublist: SOLID.sub
Target Version: 4.14
Processing Host: SACP307HPLC

Concentration Formula: Amt * DF * Uf*Vt / Ws * CpndVariable

Name	Value	Description
DF	1.000	Dilution Factor
Uf	1.000	Unit Correction Factor
Vt	40.000	Volume of final extract (mL)(1000 low, 2
Ws	2.000	Weight of sample extracted (g)
Cpnd Variable		Local Compound Variable

RT	AREA	HEIGHT	HT/AREA	% HEIGHT	COMPOUNDS
5.550	446	47	0.105	0.79	
5.907	205	49	0.239	0.82	
8.020	675	52	0.077	0.87	
9.047	152	33	0.218	0.55	
9.320	2788	141	0.051	2.37	
9.844	235	35	0.149	0.58	
10.600	80	26	0.326	0.43	
13.567	219	36	0.165	0.60	
14.534	761	60	0.079	1.00	
15.127	214	39	0.183	0.65	
15.890	218	37	0.170	0.62	
16.240	508	34	0.067	0.57	
16.917	292	31	0.106	0.52	
17.690	99894	4624	0.046	77.91	$ 1 3,4-Dinitrotoluene
19.170	211	28	0.132	0.47	
19.614	307	38	0.124	0.63	
20.550	278	30	0.108	0.50	
21.617	300	36	0.120	0.60	
22.100	163	37	0.228	0.62	
22.727	380	25	0.066	0.42	
24.200	338	33	0.098	0.55	
24.870	427	46	0.108	0.77	
25.534	421	39	0.093	0.65	
25.914	86	40	0.468	0.67	

RT	AREA	HEIGHT	HT/AREA	% HEIGHT	COMPOUNDS
26.830	215	38	0.177	0.63	
27.637	298	38	0.127	0.63	
27.774	212	44	0.208	0.73	
30.057	271	37	0.136	0.62	
30.570	261	38	0.146	0.63	
30.990	272	27	0.099	0.45	
31.767	239	41	0.171	0.68	
32.817	474	43	0.091	0.72	
33.270	655	45	0.069	0.75	
	112490	5947		100.000	

Total unknown % height = 22.09

Data File: \\Terastation\share\GCdata\LC10.I\04072009.B\A-000067.D
Date : 10-APR-2009 02:30
Client ID:
Sample Info: K9C711AL 9093292 A9C310174-8 1X;0;
Volume Injected (uL): 500.0
Column phase: SYNERGI HYDRORP C18

Instrument: LC10.i
Operator: fhk
Column diameter: 4.60

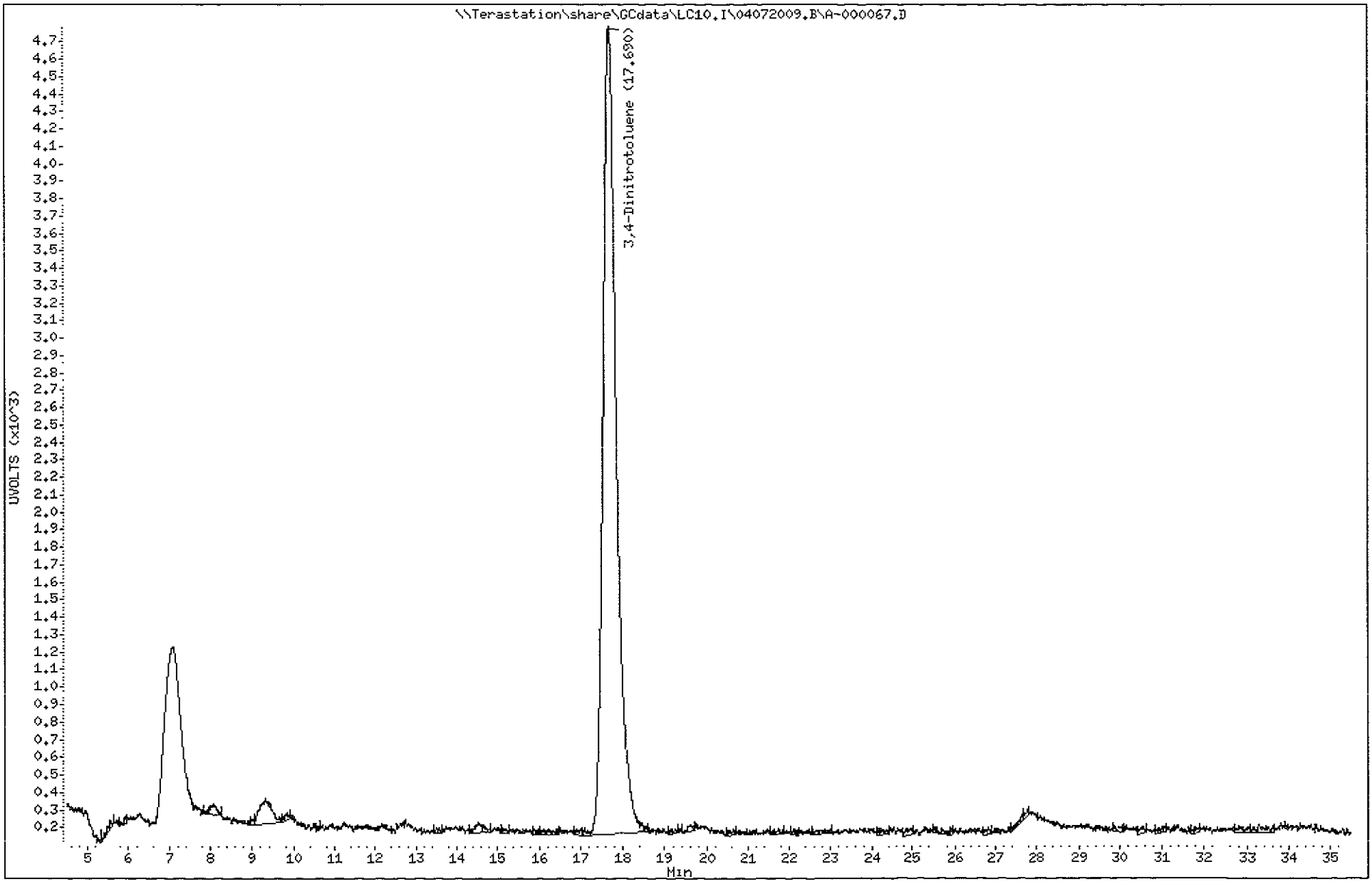

Test America West Sacramento

Method 8330

Data file : \\Terastation\share\GCdata\LC10.I\04072009.B\A-000067.D\A-000067
Lab Smp Id: K9C711AL 9093292 A9
Inj Date : 10-APR-2009 02:30
Operator : fhk Inst ID: LC10.i
Smp Info : K9C711AL 9093292 A9C310174-8 1X;0;
Misc Info : ;;;2.00;40;2;SOLID.sub;;0;1;K9C711AL
Comment : SOP SAC-LC-0009
Method : \\Terastation\share\GCdata\LC10.I\04072009.B\8330AB.M\83302.m
Meth Date : 09-Apr-2009 19:41 tap Quant Type: AREA%
Cal Date : 27-SEP-2008 19:47 Cal File: A-000011.d
Als bottle: 63
Dil Factor: 1.00000
Integrator: Falcon+ Compound Sublist: SOLID.sub
Target Version: 4.14
Processing Host: SACP307HPLC

Concentration Formula: Amt * DF * Uf*Vt / Ws * CpndVariable

Name	Value	Description
DF	1.000	Dilution Factor
Uf	1.000	Unit Correction Factor
Vt	40.000	Volume of final extract (mL)(1000 low, 2
Ws	2.000	Weight of sample extracted (g)
Cpnd Variable		Local Compound Variable

RT	AREA	HEIGHT	HT/AREA	% HEIGHT	COMPOUNDS
17.694	203308	9206	0.045	83.48	$ 1 3,4-Dinitrotoluene
21.264	24467	461	0.019	4.17	
25.317	364	71	0.195	0.64	
25.750	2228	90	0.040	0.81	
27.530	309	69	0.223	0.62	
27.757	2744	139	0.051	1.25	
28.504	1875	91	0.049	0.82	
29.074	904	60	0.066	0.54	
30.007	1612	80	0.050	0.72	
30.784	443	56	0.126	0.50	
31.217	746	45	0.060	0.40	
31.447	263	71	0.270	0.64	
31.844	1451	64	0.044	0.57	
32.827	1747	98	0.056	0.88	
33.277	213	72	0.338	0.65	
33.557	691	86	0.125	0.77	
33.894	549	69	0.126	0.62	
34.200	1021	85	0.083	0.76	
34.527	653	78	0.120	0.70	
35.110	692	51	0.074	0.46	
	246279	11042		100.000	

Total unknown % height = 16.52

Data File: \\Terastation\share\GCdata\LC10.I\04072009.B\A-000067.D\A-000067.D
Date : 10-APR-2009 02:30
Client ID:
Instrument: LC10.i
Sample Info: K9C711AL 9093292 A9C310174-8 1X;0;
Volume Injected (uL): 500.0
Operator: fhk
Column phase: SYNERGI HYDRORP C18
Column diameter: 4.60

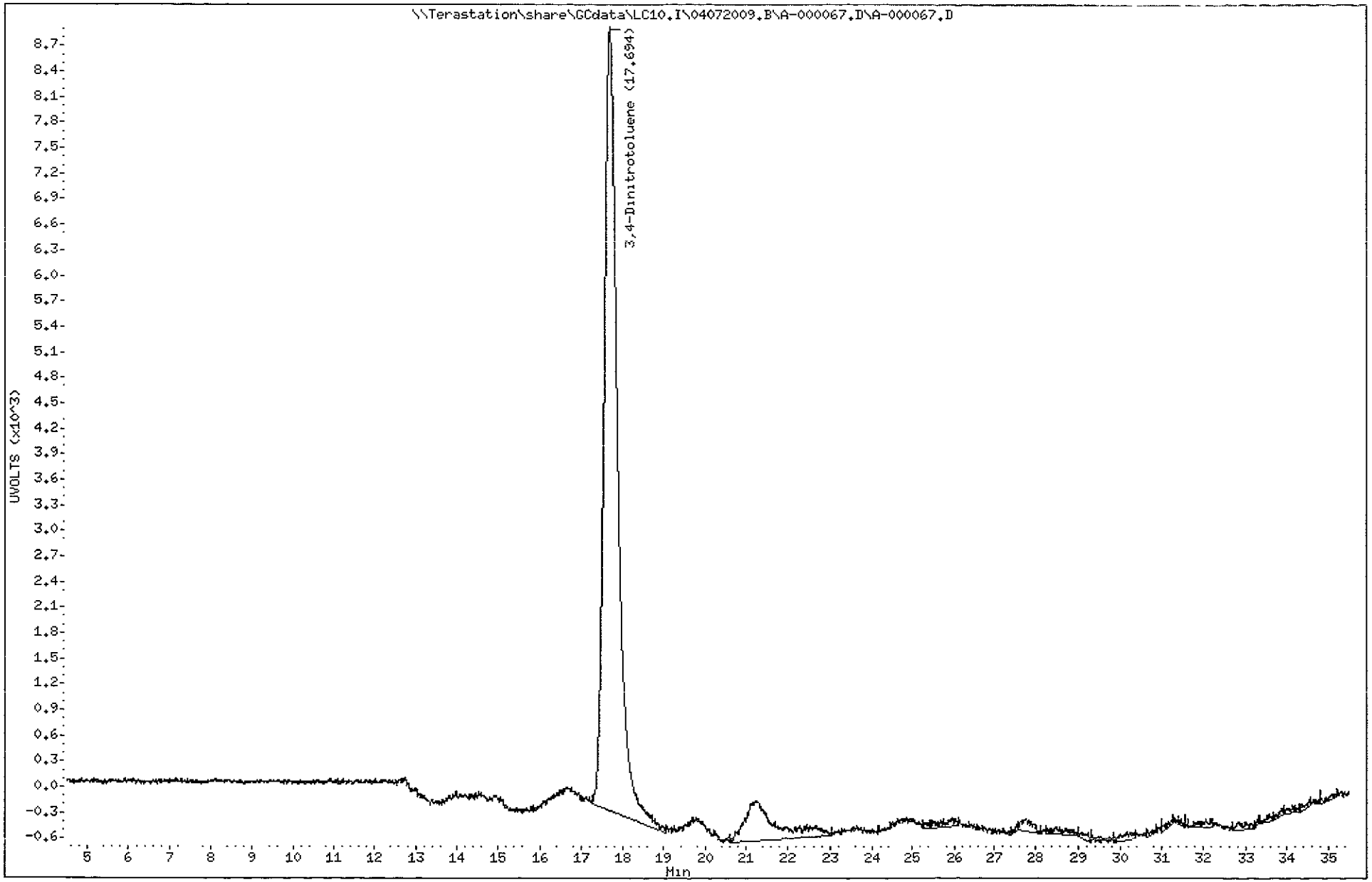

4213

North Canton

TestAmerica West Sacramento

A-000068.D

Chromatography Summary

Injection Date: 4/10/2009 3:21 **Operator:** fhk

DataFile: LC10 I\04072009 B\A-000068 D **Vial Num:** 64

Instrument ID: LC10

Method 8330 Target Analyte Results

Sample : **K9C721AL 9093292 A9C310174-9 1X**

Method File: LC10 I\04072009 B\8330AB M

Start Cal Date: 9/27/2008 13 52 **End Cal Date:** 9/27/2008 19.47

Dilution Factor	Extract Volume	Sample Volume	Sample Weight
1X	40 mL	0 mL	2.03 g

Matrix: SOIL **SubList:** SOLID.sub **SpikeList:**

Samp. Info: K9C721AL 9093292 A9C310174-9 1X,0,

Misc. Info: ;;;2 03;40;2;SOLID.sub,,0,1;K9C721AL

	Signal 1 UV 250-265					Signal 2 UV 358-205							
Compound Name	**RT**	**Diff**	**Response**	**Conc (ug/Kg)**	**Flag**	**RT**	**Diff**	**Response**	**Conc (ug/Kg)**	**Flag**	**MDL**	**RL**	**Flag**
3,4-Dinitrotoluene	**17.70**	**-0.005**	**4646**	**1935.0000<**		**17.69**	**0.005**	**9154**	**1917.0000**		**0.0000**	**0.00**	
HMX											29 5567	242 67	
RDX											39.4089	242 67	
Picric ACID											246 3054	970 66	
1,3,5-Trinitrobenzene											19.7044	242 67	
1,3-Dinitrobenzene											49.2611	242 67	
TETRYL											49 2611	242 67	
Nitrobenzene											49 2611	242.67	
2,4,6-Trinitrotoluene											19 7044	242 67	
4-AM-2,6-DNT											19 7044	242 67	
2-AM-4,6-DNT											98 5222	242.67	
2,6-Dinitrotoluene											29.5567	242.67	
2,4-Dinitrotoluene											19 7044	242.67	
2-Nitrotoluene											78 8177	242.67	
4-Nitrotoluene											78 8177	242.67	
3-Nitrotoluene											68.9655	242 67	
Nitroglycerin											128 0788	485 33	
PETN											157 6355	485.33	
3,5-Dinitroaniline											24 6305	1261.86	

Surrogates:	**Spiked**	**Recovered**	**%Rec**	**Spiked**	**Recovered**	**%Rec**	**Limits**
3,4-Dinitrotoluene	**1970.4434**	**1935.0000**	**98**	**1970.4434**	**1917.0000**	**97**	**(84-114)**

Notes: M = Manually Integrated — Signals Differ by More Than 40%

D = Operator Disabled Result — Signals Differ by More Than 50%

O = Over Calibration Range

Printed: 4/10/2009 9:20 AM

Test America West Sacramento

Method 8330

Data file : \\Terastation\share\GCdata\LC10.I\04072009.B\A-000068.D
Lab Smp Id: K9C721AL 9093292 A9
Inj Date : 10-APR-2009 03:21
Operator : fhk Inst ID: LC10.i
Smp Info : K9C721AL 9093292 A9C310174-9 1X;0;
Misc Info : ;;;2.03;40;2;SOLID.sub;;0;1;K9C721AL
Comment : SOP SAC-LC-0009
Method : \\Terastation\share\GCdata\LC10.I\04072009.B\8330AB.m
Meth Date : 09-Apr-2009 19:41 tap Quant Type: AREA%
Cal Date : 27-SEP-2008 19:47 Cal File: A-000011.d
Als bottle: 64
Dil Factor: 1.00000
Integrator: Falcon+ Compound Sublist: SOLID.sub
Target Version: 4.14
Processing Host: SACP307HPLC

Concentration Formula: Amt * DF * Uf*Vt / Ws * CpndVariable

Name	Value	Description
DF	1.000	Dilution Factor
Uf	1.000	Unit Correction Factor
Vt	40.000	Volume of final extract (mL)(1000 low, 2
Ws	2.030	Weight of sample extracted (g)
Cpnd Variable		Local Compound Variable

RT	AREA	HEIGHT	HT/AREA	% HEIGHT	COMPOUNDS
5.548	275	21	0.076	0.32	
6.031	268	29	0.108	0.45	
8.598	982	76	0.077	1.19	
9.245	430	47	0.109	0.73	
11.661	86	24	0.280	0.37	
13.948	393	51	0.130	0.79	
14.561	16006	761	0.048	11.92	
16.011	146	35	0.240	0.54	
17.205	259	35	0.135	0.54	
17.698	100466	4646	0.046	72.99	$ 1 3,4-Dinitrotoluene
18.975	130	37	0.284	0.57	
19.528	137	22	0.161	0.34	
20.645	377	36	0.096	0.56	
21.865	167	33	0.198	0.51	
22.101	522	33	0.063	0.51	
22.671	361	34	0.094	0.53	
23.641	217	35	0.161	0.54	
24.215	352	38	0.108	0.59	
25.318	444	38	0.086	0.59	
25.728	466	37	0.079	0.57	
26.795	237	39	0.164	0.61	
27.375	282	31	0.110	0.48	
27.808	397	40	0.101	0.62	
28.938	235	27	0.115	0.42	

RT	AREA	HEIGHT	HT/AREA	% HEIGHT	COMPOUNDS
30.208	333	35	0.105	0.54	
32.608	177	45	0.255	0.70	
33.191	332	26	0.078	0.40	
33.828	309	30	0.097	0.47	
34.511	313	39	0.125	0.61	
	125098	6380		100.000	

Total unknown % height = 27.01

Data File: \\Terastation\share\GCdata\LC10.I\04072009.B\A-000068.D
Date : 10-APR-2009 03:21
Client ID:
Sample Info: K9C721AL 9093292 A9C310174-9 1X;0;
Volume Injected (uL): 500.0
Column phase: SYNERGI HYDRORP C18

Instrument: LC10.i
Operator: fhk
Column diameter: 4.60

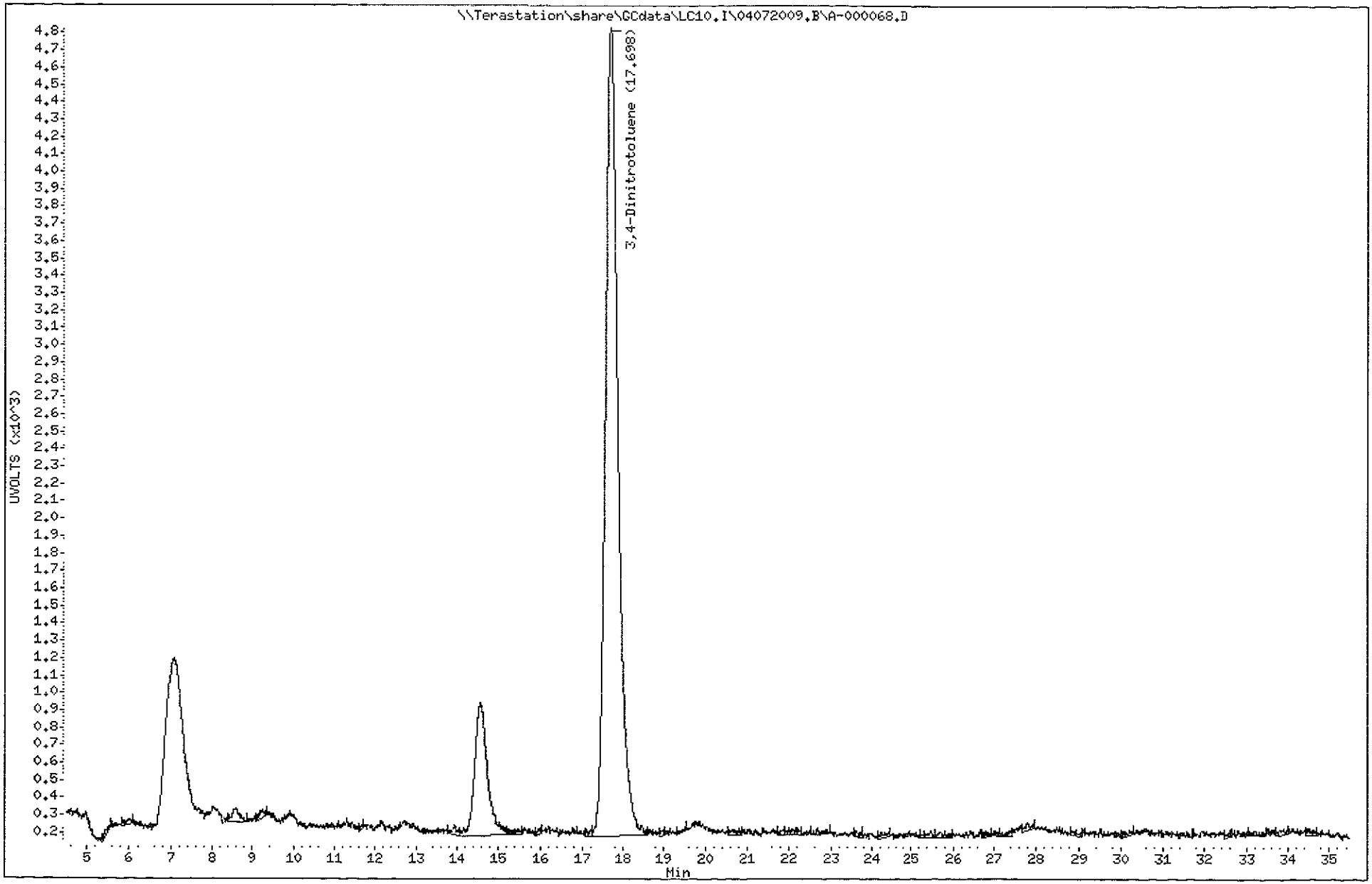

4217
North Canton

Test America West Sacramento

Method 8330

Data file : \\Terastation\share\GCdata\LC10.I\04072009.B\A-000068.D\A-000068
Lab Smp Id: K9C721AL 9093292 A9
Inj Date : 10-APR-2009 03:21
Operator : fhk Inst ID: LC10.i
Smp Info : K9C721AL 9093292 A9C310174-9 1X;0;
Misc Info : ;;;2.03;40;2;SOLID.sub;;0;1;K9C721AL
Comment : SOP SAC-LC-0009
Method : \\Terastation\share\GCdata\LC10.I\04072009.B\8330AB.M\83302.m
Meth Date : 09-Apr-2009 19:41 tap Quant Type: AREA%
Cal Date : 27-SEP-2008 19:47 Cal File: A-000011.d
Als bottle: 64
Dil Factor: 1.00000
Integrator: Falcon+ Compound Sublist: SOLID.sub
Target Version: 4.14
Processing Host: SACP307HPLC

Concentration Formula: Amt * DF * Uf*Vt / Ws * CpndVariable

Name	Value	Description
DF	1.000	Dilution Factor
Uf	1.000	Unit Correction Factor
Vt	40.000	Volume of final extract (mL)(1000 low, 2
Ws	2.030	Weight of sample extracted (g)
Cpnd Variable		Local Compound Variable

RT	AREA	HEIGHT	HT/AREA	% HEIGHT	COMPOUNDS
14.568	23462	1058	0.045	8.32	
17.695	195120	9154	0.047	72.12	$ 1 3,4-Dinitrotoluene
24.718	42807	1207	0.028	9.50	
27.098	454	61	0.134	0.48	
27.345	637	60	0.094	0.47	
27.771	5921	226	0.038	1.77	
28.295	2126	108	0.051	0.85	
29.408	382	87	0.228	0.68	
29.611	515	71	0.138	0.55	
30.515	602	61	0.101	0.48	
31.185	3296	123	0.037	0.96	
32.688	357	64	0.179	0.50	
33.248	1184	82	0.069	0.64	
33.441	556	88	0.158	0.69	
34.025	4141	130	0.031	1.02	
34.308	2812	124	0.044	0.97	
	284374	12704		100.000	

Total unknown % height = 27.88

Data File: \\Terastation\share\GCdata\LC10.I\04072009.B\A-000068.D\A-000068.D
Date : 10-APR-2009 03:21
Client ID:
Sample Info: K9C721AL 9093292 A9C310174-9 1X;0;
Volume Injected (uL): 500.0
Column phase: SYNERGI HYDRORP C18

Instrument: LC10.1
Operator: fhk
Column diameter: 4.60

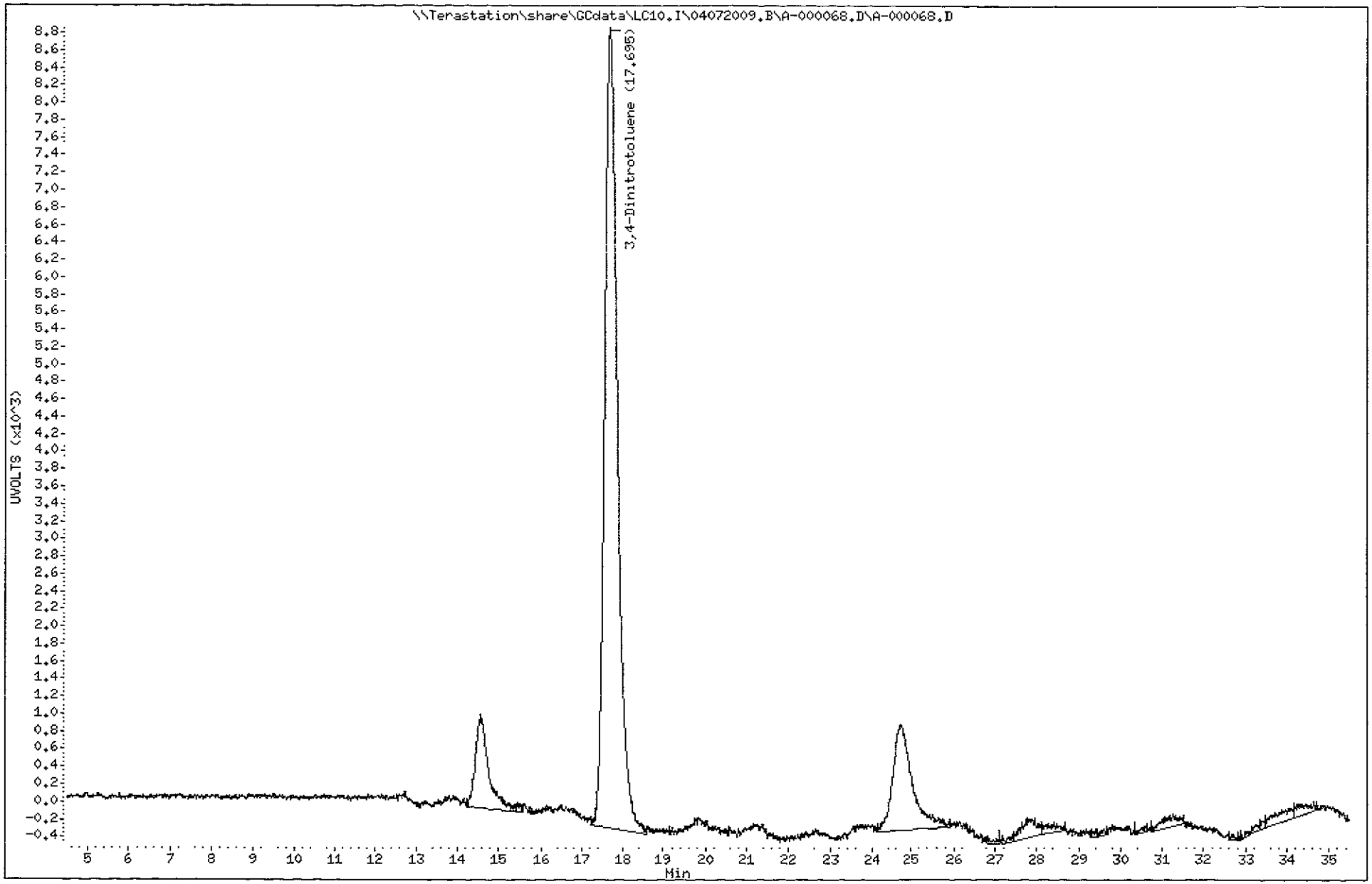

4219

North Canton

TestAmerica West Sacramento

A-000069.D

Chromatography Summary

Injection Date: 4/10/2009 4 12 **Operator:** flk

DataFile: I C10.I\04072009 B\A-000069.D **Vial Num:** 10

Instrument ID: LC10

Method 8330 Target Analyte Results

Sample : **STD_5 09GCSV0052 .2K/.1/.1/.1/.1**

Method File: LC10.I\04072009 B\8330AB M

Start Cal Date: 9/27/2008 13:52 **End Cal Date:** 9/27/2008 19 47

Dilution Factor	Extract Volume	Sample Volume	Sample Weight
1X	0 mL	0 mL	0 g

Matrix: NONE **SubList:** CAL.sub **SpikeList:**

Samp. Info: STD_5 09GCSV0052 2K/ 1/.1/ 1/ 1,2

Misc. Info: ;5, , ; ;3,CAL sub, ;0;1

	Signal 1 UV 250-265							Signal 2 UV 358-205								
Compound Name	**RT**	**Response**	**PPB**	**Spike Level**	**%D**	**Result**	**Flag**	**RT**	**Response**	**PPB**	**Spike Level**	**%D**	**Result**	**Flag**	**Limits(%)**	**Flag**
3,4-Dinitrotoluene	17 69	4749	100.4000<	100	0%	Acceptable		17 69	9267	98 4800	100	-2%	Acceptable		(±15)	
HMX	5 20	12381	98 7500<	100	-1%	Acceptable					100	-100%	Fails		(±15)	45
RDX	7 69	7905	96.6100<	100	-3%	Acceptable					100	-100%	Fails		(±15)	45
Picric ACID	8 88	17057	202.1000	200	1%	Acceptable		8 88	25104	202 5000<	200	1%	Acceptable		(±15)	
1,3,5-Trinitrobenzene	10 01	14794	98 2200<	100	-2%	Acceptable					100	-100%	Fails		(±15)	45
1,3-Dinitrobenzene	12 99	14146	97.8000<	100	-2%	Acceptable					100	-100%	Fails		(±15)	45
TETRYL	13 94	10473	102 8000<	100	3%	Acceptable					100	-100%	Fails		(±15)	45
Nitrobenzene	14 87	6191	95 7900<	100	-4%	Acceptable					100	-100%	Fails		(±15)	45
2,4,6-Trinitrotoluene	16 18	8782	98.6200<	100	-1%	Acceptable					100	-100%	Fails		(±15)	45
4-AM-2,6-DNT	17.09	6380	98 3500<	100	-2%	Acceptable					100	-100%	Fails		(±15)	45
2-AM-4,6-DNT	18 15	7518	102 3000<	100	2%	Acceptable					100	-100%	Fails		(±15)	45
2,6-Dinitrotoluene	19.86	5267	98 3100<	100	-2%	Acceptable					100	-100%	Fails		(±15)	45
2,4-Dinitrotoluene	20 58	8457	99 2600<	100	-1%	Acceptable					100	-100%	Fails		(±15)	45
2-Nitrotoluene	24.23	3488	97 7900<	100	-2%	Acceptable					100	-100%	Fails		(±15)	45
4-Nitrotoluene	26 02	4262	97 4400<	100	-3%	Acceptable					100	-100%	Fails		(±15)	45
3-Nitrotoluene	28.02	4197	97 3500<	100	-3%	Acceptable					100	-100%	Fails		(±15)	45
Nitroglycerin				100	-100%	Fails		15.43	7633	102.2000<	100	2%	Acceptable		(±15)	45
PETN				100	-100%	Fails		29 52	3946	102 7000<	100	3%	Acceptable		(±15)	45
3,5-Dinitroaniline	13 70	9495	97 9300<	100	-2%	Acceptable					100	-100%	Fails		(±15)	45
EGDN				100	-100%	Fails					100	-100%	Fails		(±15)	

Notes: M = Manually Integrated

D = Operator Disabled Result

O = Over Calibration Range

Signals Differ by More Than 40%

Signals Differ by More Than 50%

Printed: 4/10/2009 9:20 AM

Test America West Sacramento

Method 8330

Data file : \\Terastation\share\GCdata\LC10.I\04072009.B\A-000069.D
Lab Smp Id: STD_5 09GCSV0052 .2
Inj Date : 10-APR-2009 04:12
Operator : fhk Inst ID: LC10.i
Smp Info : STD_5 09GCSV0052 .2K/.1/.1/.1/.1;2
Misc Info : ;5; ; ; ;3;CAL.sub; ;0;1
Comment : SOP SAC-LC-0009
Method : \\Terastation\share\GCdata\LC10.I\04072009.B\8330AB.m
Meth Date : 10-Apr-2009 04:57 tap Quant Type: AREA%
Cal Date : 27-SEP-2008 19:47 Cal File: A-000011.d
Als bottle: 10 Continuing Calibration Sample
Dil Factor: 1.00000
Integrator: Falcon+ Compound Sublist: CAL.sub
Target Version: 4.14
Processing Host: SACP307HPLC

RT	AREA	HEIGHT	HT/AREA	% HEIGHT		COMPOUNDS
5.199	80387	12381	0.154	8.48		2 HMX
7.692	91565	7905	0.086	5.41		3 RDX
8.419	705	75	0.106	0.05		
8.875	238527	17057	0.072	11.83		5 Picric ACID
10.012	204181	14794	0.072	10.14		6 1,3,5-Trinitrobenze
12.989	249148	14146	0.057	9.69		7 1,3-Dinitrobenzene
13.695	145001	9495	0.065	6.50		8 3,5-Dinitroaniline
13.935	189218	10473	0.055	7.17		9 TETRYL
14.869	124583	6191	0.050	4.24		10 Nitrobenzene
16.179	174476	8782	0.050	6.01		12 2,4,6-Trinitrotolue
17.085	136012	6380	0.047	4.37		13 4-AM-2,6-DNT
17.692	93892	4749	0.051	3.25	$	1 3,4-Dinitrotoluene
18.149	185295	7518	0.041	5.15		14 2-AM-4,6-DNT
19.862	121375	5267	0.043	3.61		15 2,6-Dinitrotoluene
20.579	218953	8457	0.039	5.79		16 2,4-Dinitrotoluene
22.662	285	25	0.088	0.01		
23.165	220	29	0.132	0.01		
24.232	101039	3488	0.035	2.39		17 2-Nitrotoluene
26.022	132000	4262	0.032	2.92		18 4-Nitrotoluene
28.015	139688	4197	0.030	2.87		19 3-Nitrotoluene
29.305	285	33	0.116	0.02		
30.349	327	40	0.122	0.02		
30.689	133	28	0.211	0.01		
30.992	668	40	0.060	0.02		
32.822	212	33	0.156	0.02		
34.682	603	36	0.060	0.02		
	2628778	145881		100.000		

Total unknown % height = 0.1800

Data File: \\Terastation\share\GCdata\LC10.I\04072009.B\A-000069.D
Date : 10-APR-2009 04:12
Client ID:
Sample Info: STD_5 09GCSV0052 .2K/.1/.1/.1/.1:2

Instrument: LC10.i
Operator: fhk
Column diameter: 4.60

Column phase: SYNERGI HYDRORP C18

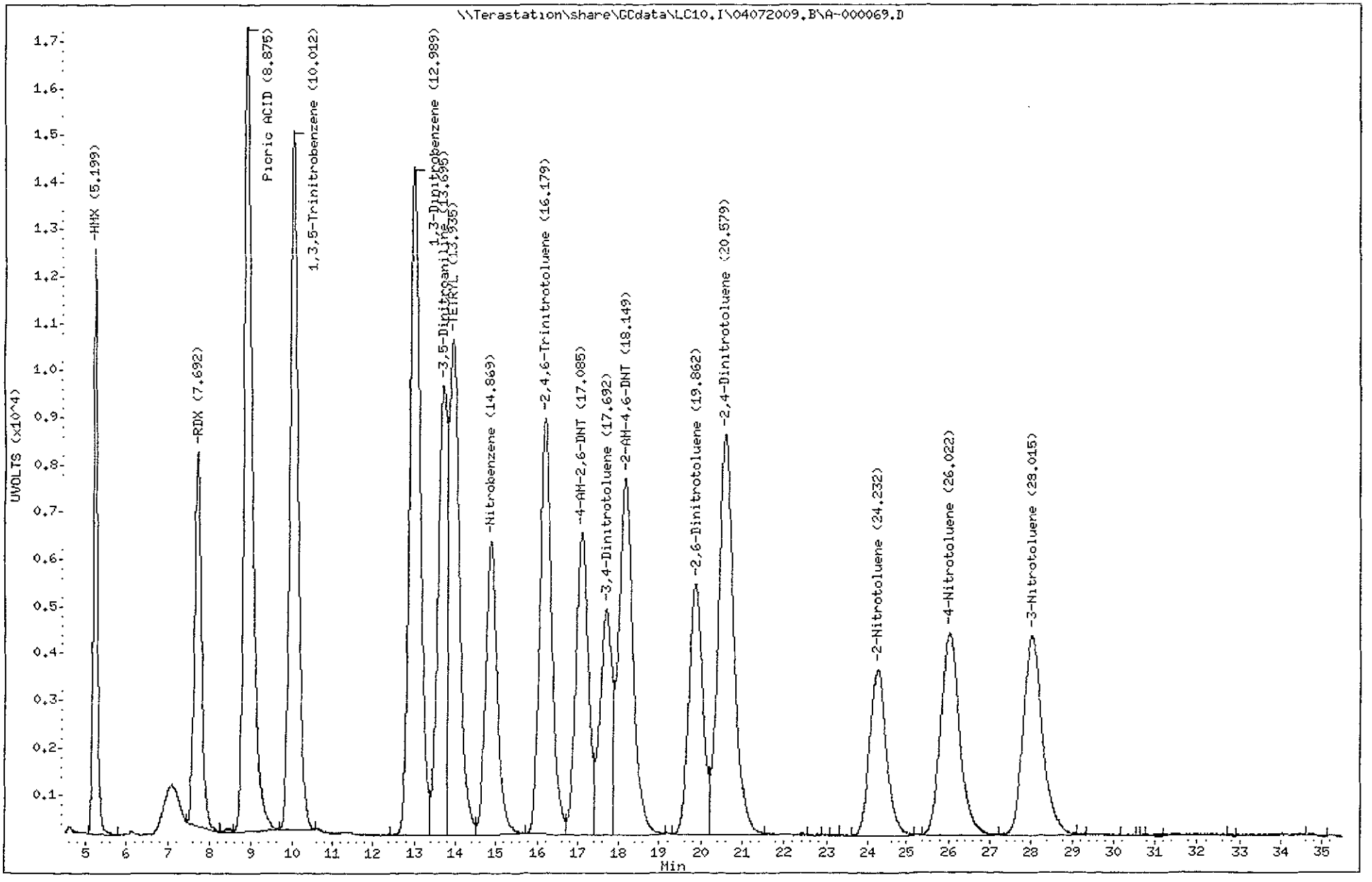

North Canton

Test America West Sacramento

Method 8330

Data file : \\Terastation\share\GCdata\LC10.I\04072009.B\A-000069.D\A-000069
Lab Smp Id: STD_5 09GCSV0052 .2
Inj Date : 10-APR-2009 04:12
Operator : fhk Inst ID: LC10.i
Smp Info : STD_5 09GCSV0052 .2K/.1/.1/.1/.1;2
Misc Info : ;5; ; ; ;3;CAL.sub; ;0;1
Comment : SOP SAC-LC-0009
Method : \\Terastation\share\GCdata\LC10.I\04072009.B\8330AB.M\83302.m
Meth Date : 10-Apr-2009 04:57 tap Quant Type: AREA%
Cal Date : 27-SEP-2008 19:47 Cal File: A-000011.d
Als bottle: 10 Continuing Calibration Sample
Dil Factor: 1.00000
Integrator: Falcon+ Compound Sublist: CAL.sub
Target Version: 4.14
Processing Host: SACP307HPLC

RT	AREA	HEIGHT	HT/AREA	% HEIGHT		COMPOUNDS
8.875	352938	25104	0.071	16.20		5 Picric ACID
10.019	4348	253	0.058	0.16		
12.989	128103	7408	0.058	4.74		
13.779	106920	7906	0.074	5.06		
13.949	225684	12450	0.055	7.97		
14.865	243888	12926	0.053	8.28		
15.425	143257	7633	0.053	4.89		11 Nitroglycerin
16.175	169836	8863	0.052	5.68		
17.085	209113	10092	0.048	6.46		
17.692	186443	9267	0.050	5.93	$	1 3,4-Dinitrotoluene
18.142	205849	8444	0.041	5.41		
19.862	228997	9742	0.043	6.24		
20.582	204918	7112	0.035	4.55		
24.229	241677	8343	0.035	5.34		
26.015	237258	7506	0.032	4.81		
28.012	269194	8165	0.030	5.23		
29.522	147215	3946	0.027	2.52		20 PETN
31.165	497	67	0.135	0.04		
31.465	1169	111	0.095	0.07		
31.809	608	65	0.107	0.04		
32.825	285	70	0.245	0.04		
33.375	274	67	0.244	0.04		
34.109	3642	151	0.041	0.09		
34.362	3063	179	0.058	0.11		
34.782	3284	158	0.048	0.10		
	3318460	156028		100.000		

Total unknown % height = 70.46

Data File: \\Terastation\share\GCdata\LC10.I\04072009.B\A-000069.D\A-000069.D
Date : 10-APR-2009 04:12
Client ID:
Sample Info: STD_5 09GCSV0052 .2K/.1/.1/.1/.1;2

Instrument: LC10.i
Operator: fhk
Column diameter: 4.60

Column phase: SYNERGI HYDRORP C18

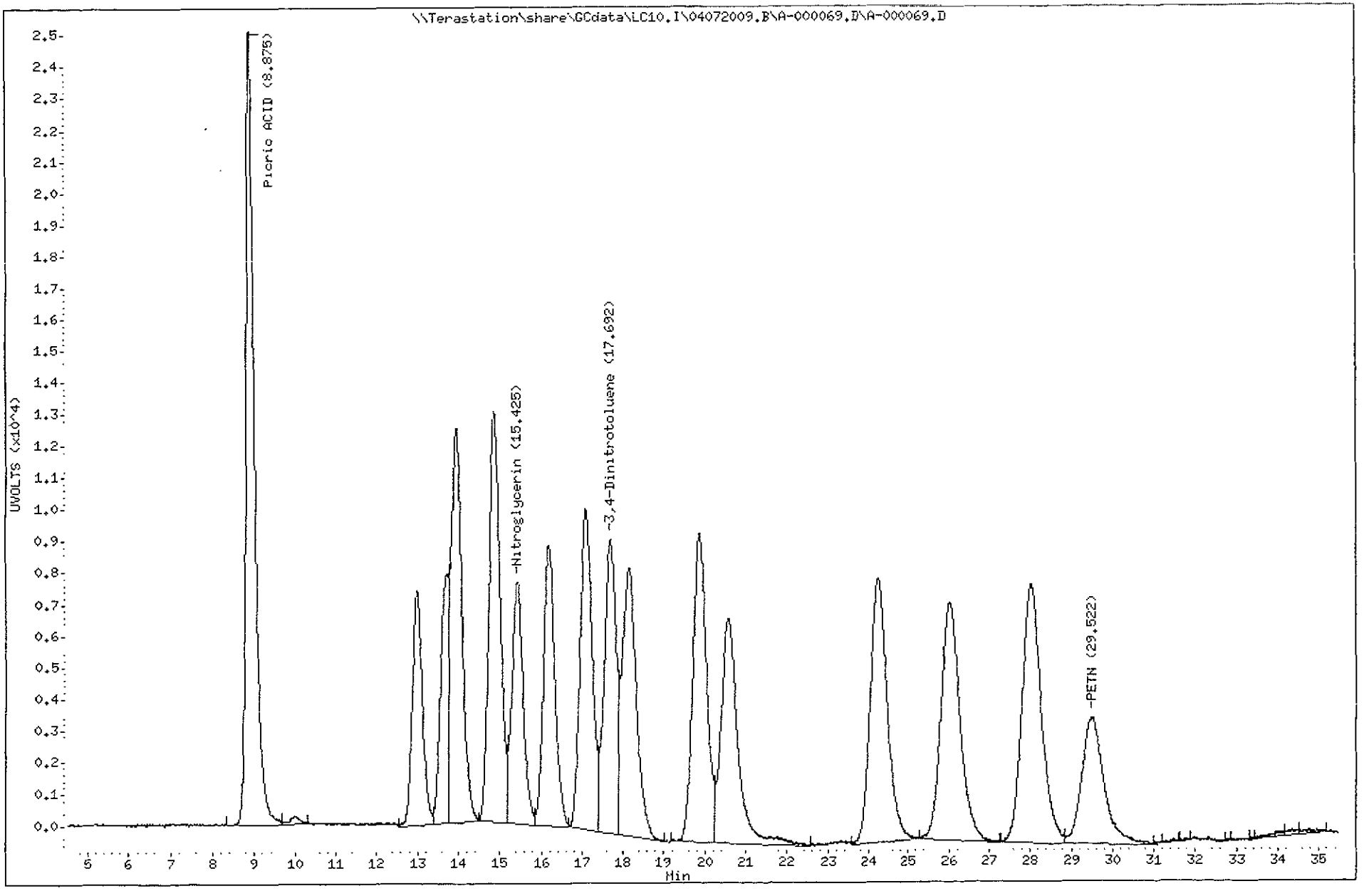

4224
North Canton

TestAmerica West Sacramento

A-000070.D

Chromatography Summary

Injection Date: 4/10/2009 5 02 **Operator:** fhk

DataFile: LC10 I\04072009 B\A-000070 D **Vial Num:** 92

Instrument ID: LC10

Method 8330 Target Analyte Results

Sample : **MRL_1 09GCSV0057 20/5/20/20/20ng/ml**

Method File: LC10 I\04072009 B\8330AB M

Start Cal Date: 9/27/2008 13 52 **End Cal Date:** 9/27/2008 19 47

Dilution Factor	Extract Volume	Sample Volume	Sample Weight
1X	0 mL	0 mL	0 g

Matrix: NONE **SubList:** CAL.sub **SpikeList:**

Samp. Info: MRL_1 09GCSV0057 20/5/20/20/20ng/ml,2

Misc. Info: ,1;;;;3,CAL.sub, ,0;1

	Signal 1 UV 250-265							Signal 2 UV 358-205								
Compound Name	RT	Response	PPB	Spike Level	%D	Result	Flag	RT	Response	PPB	Spike Level	%D	Result	Flag	Limits(%)	Flag
3,4-Dinitrotoluene	17.69	910	19.2300<	~~5~~ 10	285%	Fails	40%	17.69	1707	18.1400	~~5~~	263%	Fails	93%	(±15)	
HMX	5 20	586	4 6740<	5	-7%	Acceptable					5	-100%	Fails		(±15)	45
RDX	7.70	356	4 3510<	5	-13%	Acceptable					5	-100%	Fails		(±15)	45
Picric ACID	8.89	4426	52.4300	~~10~~	424%	Fails	5%	8.89	6408	51.6900<	~~10~~	417%	Fails	3%	(±15)	
1,3,5-Trinitrobenzene	10.00	794	5 2720<	5	5%	Acceptable					5	-100%	Fails		(±15)	45
1,3-Dinitrobenzene	12.98	710	4 9090<	5	-2%	Acceptable					5	-100%	Fails		(±15)	45
TETRYL	13.92	494	4 8520<	5	-3%	Acceptable	M				5	-100%	Fails		(±15)	45
Nitrobenzene	14 90	325	5 0280<	5	1%	Acceptable					5	-100%	Fails		(±15)	45
2,4,6-Trinitrotoluene	16 16	450	5.0530<	5	1%	Acceptable					5	-100%	Fails		(±15)	45
4-AM-2,6-DNT	17 10	320	4 9330<	5	-1%	Acceptable					5	-100%	Fails		(±15)	45
2-AM-4,6-DNT	18.14	427	5.8130<	5	16%	~~Fails~~ OK	3%				5	-100%	Fails		(±15)	45
2,6-Dinitrotoluene	19 84	280	5 2260<	5	5%	Acceptable					5	-100%	Fails		(±15)	45
2,4-Dinitrotoluene	20 55	450	5.2820<	5	6%	Acceptable					5	-100%	Fails		(±15)	45
2-Nitrotoluene	24.19	182	5.1020<	5	2%	Acceptable					5	-100%	Fails		(±15)	45
4-Nitrotoluene	26 04	220	5.0300<	5	1%	Acceptable					5	-100%	Fails		(±15)	45
3-Nitrotoluene	28 01	198	4 5930<	5	-8%	Acceptable	M				5	-100%	Fails		(±15)	45
Nitroglycerin				5	-100%	Fails		15.43	1569	21.0100<	~~20~~ 5	320%	Fails	5%	(±15)	45
PETN				5	-100%	Fails		29.51	845	22.0000<	~~20~~ 5	340%	Fails	10% M	(±15)	45
3,5-Dinitroaniline	13 69	456	4 7030<	5	-6%	Acceptable	M				5	-100%	Fails		(±15)	45
EGDN				5	-100%	Fails					5	-100%	Fails		(±15)	

Notes. M = Manually Integrated
D = Operator Disabled Result
O = Over Calibration Range

Signals Differ by More Than 40%
Signals Differ by More Than 50%

RE-INTEGRATION CODES

1 Poor Peak Shape
2 Poor Peak Resolution
3 Peak Not Integrated
4 Sample Matrix Interference
5 Column Bleed
6 Instrument Noise
7 Baseline Correction
8 Other (reason must be stated)

ALL RE-INTEGRATIONS MUST BE INITIALED, DATED AND CODED

4/10/09

Printed: 4/10/2009 9:41 AM

TestAmerica West Sacramento

Method 8330

Data file : \\Terastation\share\GCdata\LC10.I\04072009.B\A-000070.d
Lab Smp Id: MRL_1 09GCSV0057 20
Inj Date : 10-APR-2009 05:02
Operator : fhk Inst ID: LC10.i
Smp Info : MRL_1 09GCSV0057 20/5/20/20/20ng/ml;2
Misc Info : ;1; ; ; ;3;CAL.sub; ;0;1
Comment : SOP SAC-LC-0009
Method : \\Terastation\share\GCdata\LC10.I\04072009.B\8330AB.M
Meth Date : 10-Apr-2009 09:39 kenneyf Quant Type: AREA%
Cal Date : 27-SEP-2008 19:47 Cal File: A-000011.d
Als bottle: 92 Continuing Calibration Sample
Dil Factor: 1.00000
Integrator: Falcon+ Compound Sublist: CAL.sub
Target Version: 4.14
Processing Host: SACP307FK

RT	AREA	HEIGHT	HT/AREA	% HEIGHT		COMPOUNDS
5.199	3447	586	0.170	4.88		2 HMX
7.699	3593	356	0.099	2.96		3 RDX
8.893	63057	4426	0.070	37.03		5 Picric ACID
9.996	11541	794	0.069	6.61		6 1,3,5-Trinitrobenze
12.983	12077	710	0.059	5.91		7 1,3-Dinitrobenzene
13.686	6413	456	0.071	3.79		8 3,5-Dinitroaniline
13.919	8382	494	0.059	4.11		9 TETRYL
14.903	6766	325	0.048	2.70		10 Nitrobenzene
16.163	9186	450	0.049	3.74		12 2,4,6-Trinitrotolue
17.102	6510	320	0.049	2.66		13 4-AM-2,6-DNT
17.689	18654	910	0.049	7.58	$	1 3,4-Dinitrotoluene
18.139	9507	427	0.045	3.55		14 2-AM-4,6-DNT
19.213	373	43	0.115	0.35		
19.839	6483	280	0.043	2.33		15 2,6-Dinitrotoluene
20.553	11475	450	0.039	3.74		16 2,4-Dinitrotoluene
23.373	430	35	0.081	0.29		
24.189	5159	182	0.035	1.51		17 2-Nitrotoluene
25.299	90	26	0.288	0.21		
26.036	7253	220	0.030	1.83		18 4-Nitrotoluene
27.276	291	31	0.106	0.25		
28.013	5924	198	0.033	1.64		19 3-Nitrotoluene
29.133	513	41	0.080	0.34		
29.993	265	29	0.109	0.24		
31.106	244	31	0.127	0.25		
32.759	573	39	0.068	0.32		
33.263	190	31	0.164	0.25		
33.689	356	45	0.126	0.37		
34.363	200	38	0.190	0.31		
34.819	119	31	0.261	0.25		
	199071	12004		100.000		

Total unknown % height = 3.430

RE-INTEGRATION CODES
1 Poor Peak Shape
2 Poor Peak Resolution
3 Peak Not Integrated
4 Sample Matrix Interference
5 Column Bleed
6 Instrument Noise
7 Baseline Correction
8 Other (reason must be stated)
ALL RE-INTEGRATIONS MUST BE INITIALED, DATED AND CODED
4/10/09

Data File: \\Terastation\share\GCdata\LC10.I\04072009.B\A-000070.d
Date : 10-APR-2009 05:02
Client ID:
Sample Info: MRL_1 09GCSV0057 20/5/20/20/20ng/ml;2

Column phase: SYNERGI HYDRORP C18

Instrument: LC10.1

Operator: fhk
Column diameter: 4.60

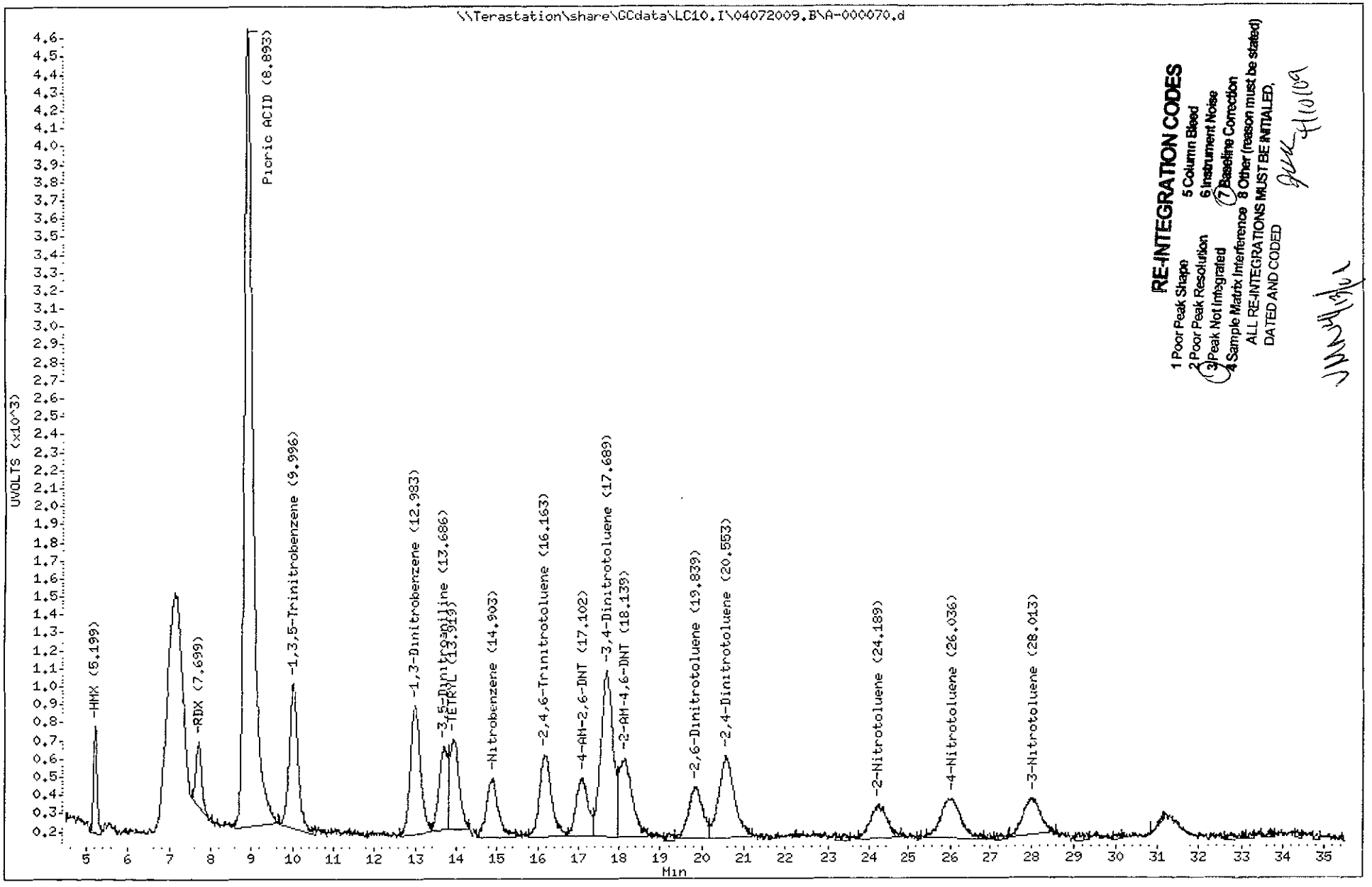

RE-INTEGRATION CODES

1 Poor Peak Shape
2 Poor Peak Resolution
3 Peak Not Integrated
4 Sample Matrix Interference
5 Column Bleed
6 Instrument Noise
7 Baseline Correction
8 Other (reason must be stated)

ALL RE-INTEGRATIONS MUST BE INITIALED, DATED AND CODED

4/10/09

4227

North Canton

TestAmerica West Sacramento

Method 8330

Data file : \\Terastation\share\GCdata\LC10.I\04072009.B\A-000070.d\A-000070
Lab Smp Id: MRL_1 09GCSV0057 20
Inj Date : 10-APR-2009 05:02
Operator : fhk Inst ID: LC10.i
Smp Info : MRL_1 09GCSV0057 20/5/20/20/20ng/ml;2
Misc Info : ;1; ; ; ;3;CAL.sub; ;0;1
Comment : SOP SAC-LC-0009
Method : \\Terastation\share\GCdata\LC10.I\04072009.B\8330AB.M\83302.m
Meth Date : 10-Apr-2009 05:48 tap Quant Type: AREA%
Cal Date : 27-SEP-2008 19:47 Cal File: A-000011.d
Als bottle: 92 Continuing Calibration Sample
Dil Factor: 1.00000
Integrator: Falcon+ Compound Sublist: CAL.sub
Target Version: 4.14
Processing Host: SACP307FK

RT	AREA	HEIGHT	HT/AREA	% HEIGHT		COMPOUNDS
8.893	88319	6408	0.073	30.36		5 Picric ACID
12.999	8044	426	0.053	2.01		
13.683	4361	361	0.083	1.70		
13.916	10892	593	0.054	2.80		
14.833	13956	728	0.052	3.43		
15.426	29024	1569	0.054	7.41		11 Nitroglycerin
16.166	9876	506	0.051	2.39		
17.053	8588	481	0.056	2.27		
17.689	41447	1707	0.041	8.06	$	1 3,4-Dinitrotoluene
19.866	12958	573	0.044	2.70		
20.546	11741	415	0.035	1.96		
24.219	13774	462	0.034	2.18		
25.249	293	59	0.201	0.27		
25.976	14148	395	0.028	1.86		
28.003	15171	432	0.028	2.04		
29.513	29246	845	0.029	3.99		20 PETN
31.216	192855	4267	0.022	20.16		
33.259	459	89	0.194	0.42		
34.013	7953	278	0.035	1.31		
34.359	4632	227	0.049	1.07		
34.786	8097	213	0.026	1.00		
35.273	1402	130	0.093	0.61		
	527236	21164		100.000		

Total unknown % height = 50.18

RE-INTEGRATION CODES

1 Poor Peak Shape
2 Poor Peak Resolution
3 Peak Not Integrated
4 Sample Matrix Interference
5 Column Bleed
6 Instrument Noise
7 Baseline Correction
8 Other (reason must be stated)

ALL RE-INTEGRATIONS MUST BE INITIALED, DATED AND CODED

4/10/09

Data File: \\Terastation\share\GCdata\LC10.I\04072009.B\A-000070.d\A-000070.d
Date : 10-APR-2009 05:02
Client ID:
Sample Info: NRL_1 09GCSV0057 20/5/20/20/20ng/ml;2

Instrument: LC10.1
Operator: fhk
Column diameter: 4.60

Column phase: SYNERGI HYDRORP C18

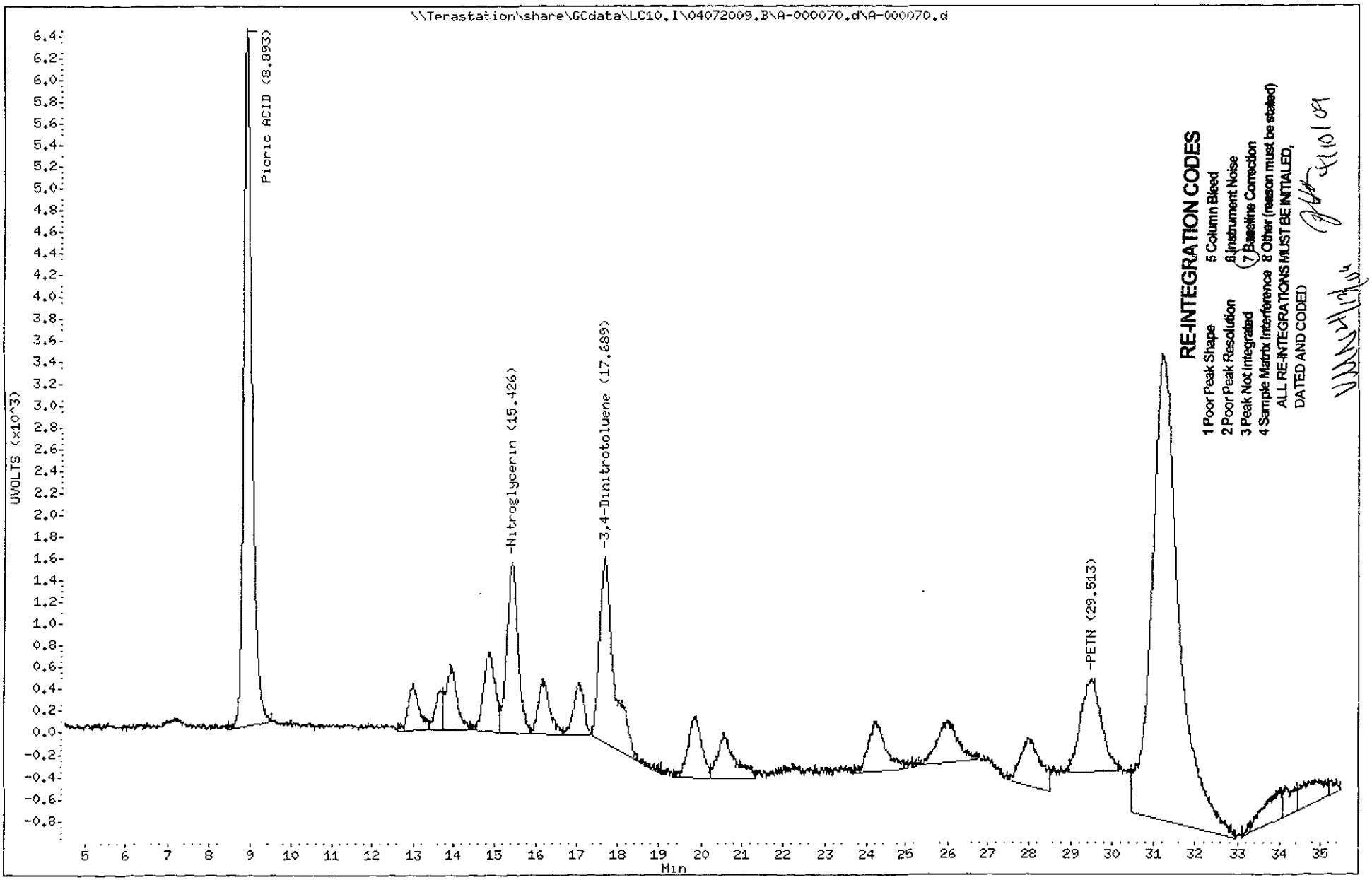

4229
North Canton

TestAmerica West Sacramento

A-000070.D

Chromatography Summary

Injection Date: 4/10/2009 5:02 **Operator:** fhk

DataFile: LC10 B\04072009 B\A-000070 D **Vial Num:** 92

Instrument ID: LC10

Method 8330 Target Analyte Results

Sample : **MRL_1 09GCSV0057 20/5/20/20/20ng/ml**

Method File: LC10.B\04072009 B\8330AB M

Start Cal Date: 9/27/2008 13:52 **End Cal Date:** 9/27/2008 19:47

Dilution Factor	Extract Volume	Sample Volume	Sample Weight
1X	0 mL	0 mL	0 g

Matrix: NONE **SubList:** CAL.sub **SpikeList:**

Samp. Info: MRL_1 09GCSV0057 20/5/20/20/20ng/ml,2

Misc. Info: ;1, ; ; ;3,CAL sub, ,0,1

	Signal 1 UV 250-265							Signal 2 UV 358-205								
Compound Name	RT	Response	PPB	Spike Level	%D	Result	Flag	RT	Response	PPB	Spike Level	%D	Result	Flag	Limits(%)	Flag
3,4-Dinitrotoluene	17.69	910	19.2300<	5	285%	Fails		17.69	1707	18.1400	5	263%	Fails		(±15)	
HMX	5.20	586	4.6740<	5	-7%	Acceptable					5	-100%	Fails		(±15)	45
RDX	7.70	356	4.3510<	5	-13%	Acceptable					5	-100%	Fails		(±15)	45
Picric ACID	8.89	4426	52.4300	10	424%	Fails		8.89	6408	51.6900<	10	417%	Fails		(±15)	
1,3,5-Trinitrobenzene	10.00	794	5.2720<	5	5%	Acceptable					5	-100%	Fails		(±15)	45
1,3-Dinitrobenzene	12.98	710	4.9090<	5	-2%	Acceptable					5	-100%	Fails		(±15)	45
TETRYL				5	-100%	Fails					5	-100%	Fails		(±15)	
Nitrobenzene	14.90	325	5.0280<	5	1%	Acceptable					5	-100%	Fails		(±15)	45
2,4,6-Trinitrotoluene	16.16	450	5.0530<	5	1%	Acceptable					5	-100%	Fails		(±15)	45
4-AM-2,6-DNT	17.10	320	4.9330<	5	-1%	Acceptable					5	-100%	Fails		(±15)	45
2-AM-4,6-DNT	18.14	427	5.8130<	5	16%	Fails					5	-100%	Fails		(±15)	45
2,6-Dinitrotoluene	19.84	280	5.2260<	5	5%	Acceptable					5	-100%	Fails		(±15)	45
2,4-Dinitrotoluene	20.55	450	5.2820<	5	6%	Acceptable					5	-100%	Fails		(±15)	45
2-Nitrotoluene	24.19	182	5.1020<	5	2%	Acceptable					5	-100%	Fails		(±15)	45
4-Nitrotoluene	26.04	220	5.0300<	5	1%	Acceptable					5	-100%	Fails		(±15)	45
3-Nitrotoluene	28.01	141	3.2710<	5	-35%	Fails					5	-100%	Fails		(±15)	45
Nitroglycerin				5	-100%	Fails		15.43	1569	21.0100<	5	320%	Fails		(±15)	45
PETN				5	-100%	Fails		29.51	1117	29.0800<	5	482%	Fails		(±15)	45
3,5-Dinitroaniline	13.69	327	3.3730<	5	-33%	Fails					5	-100%	Fails		(±15)	45
EGDN				5	-100%	Fails					5	-100%	Fails		(±15)	

Notes

M = Manually Integrated

D = Operator Disabled Result

O = Over Calibration Range

Signals Differ by More Than 40%

Signals Differ by More Than 50%

See reintegration.

4/10/09

Printed: 4/10/2009 9:28 AM

Test America West Sacramento

Method 8330

Data file : \\Terastation\share\GCdata\LC10.I\04072009.B\A-000070.D
Lab Smp Id: MRL_1 09GCSV0057 20
Inj Date : 10-APR-2009 05:02
Operator : fhk Inst ID: LC10.i
Smp Info : MRL_1 09GCSV0057 20/5/20/20/20ng/ml;2
Misc Info : ;1; ; ; ;3;CAL.sub; ;0;1
Comment : SOP SAC-LC-0009
Method : \\Terastation\share\GCdata\LC10.I\04072009.B\8330AB.m
Meth Date : 10-Apr-2009 05:48 tap Quant Type: AREA%
Cal Date : 27-SEP-2008 19:47 Cal File: A-000011.d
Als bottle: 92 Continuing Calibration Sample
Dil Factor: 1.00000
Integrator: Falcon+ Compound Sublist: CAL.sub
Target Version: 4.14
Processing Host: SACP307HPLC

RT	AREA	HEIGHT	HT/AREA	% HEIGHT		COMPOUNDS
5.199	3447	586	0.170	5.17		2 HMX
7.699	3593	356	0.099	3.14		3 RDX
8.893	63057	4426	0.070	39.22		5 Picric ACID
9.996	11541	794	0.069	7.01		6 1,3,5-Trinitrobenze
12.983	12077	710	0.059	6.26		7 1,3-Dinitrobenzene
13.693	7424	327	0.044	2.88		8 3,5-Dinitroaniline
14.903	6766	325	0.048	2.87		10 Nitrobenzene
16.163	9186	450	0.049	3.97		12 2,4,6-Trinitrotolue
17.102	6510	320	0.049	2.82		13 4-AM-2,6-DNT
17.689	18654	910	0.049	8.03	$	1 3,4-Dinitrotoluene
18.139	9507	427	0.045	3.77		14 2-AM-4,6-DNT
19.213	373	43	0.115	0.37		
19.839	6483	280	0.043	2.47		15 2,6-Dinitrotoluene
20.553	11475	450	0.039	3.97		16 2,4-Dinitrotoluene
23.373	430	35	0.081	0.30		
24.189	5159	182	0.035	1.60		17 2-Nitrotoluene
25.299	90	26	0.288	0.22		
26.036	7253	220	0.030	1.94		18 4-Nitrotoluene
27.276	291	31	0.106	0.27		
28.013	3376	141	0.042	1.24		19 3-Nitrotoluene
29.133	513	41	0.080	0.36		
29.993	265	29	0.109	0.25		
31.106	244	31	0.127	0.27		
32.759	573	39	0.068	0.34		
33.263	190	31	0.164	0.27		
33.689	356	45	0.126	0.39		
34.363	200	38	0.190	0.33		
34.819	119	31	0.261	0.27		
	189152	11324		100.000		

Total unknown % height = 3.640

See reintegration.
4/10/09

Data File: \\Terastation\share\GCdata\LC10.I\04072009.B\A-000070.D
Date : 10-APR-2009 05:02
Client ID:
Sample Info: MRL_1 09GCSV0057 20/5/20/20/20ng/ml;2

Instrument: LC10.i
Operator: fhk
Column diameter: 4.60

Column phase: SYNERGI HYDRORP C18

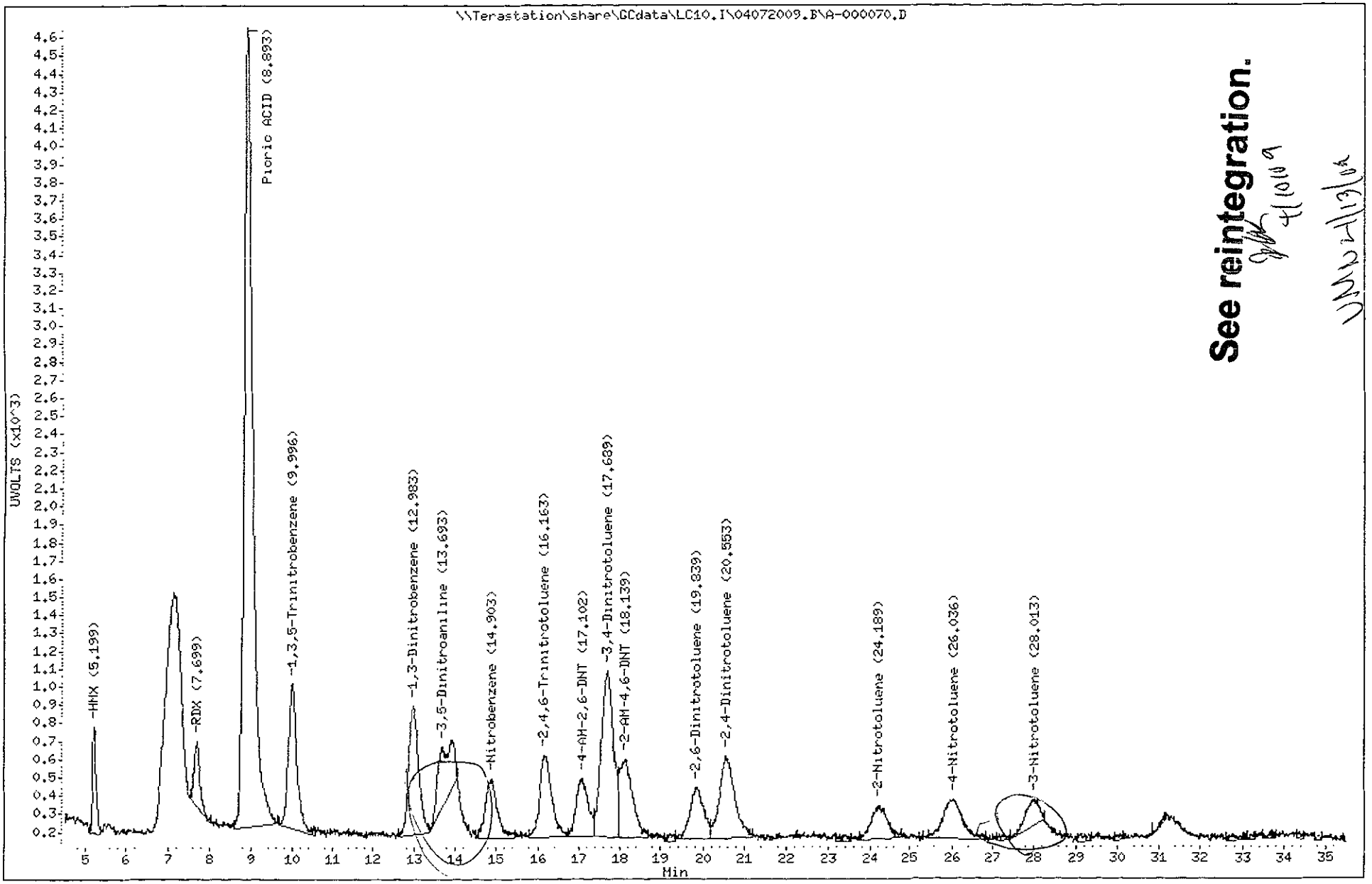

See reintegration.

4232

North Canton

Test America West Sacramento

Method 8330

Data file : \\Terastation\share\GCdata\LC10.I\04072009.B\A-000070.D\A-000070
Lab Smp Id: MRL_1 09GCSV0057 20
Inj Date : 10-APR-2009 05:02
Operator : fhk Inst ID: LC10.i
Smp Info : MRL_1 09GCSV0057 20/5/20/20/20ng/ml;2
Misc Info : ;1; ; ; ;3;CAL.sub; ;0;1
Comment : SOP SAC-LC-0009
Method : \\Terastation\share\GCdata\LC10.I\04072009.B\8330AB.M\83302.m
Meth Date : 10-Apr-2009 05:48 tap Quant Type: AREA%
Cal Date : 27-SEP-2008 19:47 Cal File: A-000011.d
Als bottle: 92 Continuing Calibration Sample
Dil Factor: 1.00000
Integrator: Falcon+ Compound Sublist: CAL.sub
Target Version: 4.14
Processing Host: SACP307HPLC

RT	AREA	HEIGHT	HT/AREA	% HEIGHT		COMPOUNDS
8.893	88319	6408	0.073	29.61		5 Picric ACID
12.999	8044	426	0.053	1.96		
13.683	4361	361	0.083	1.66		
13.916	10892	593	0.054	2.73		
14.833	13956	728	0.052	3.35		
15.426	29024	1569	0.054	7.22		11 Nitroglycerin
16.166	9876	506	0.051	2.33		
17.053	8588	481	0.056	2.21		
17.689	41447	1707	0.041	7.86	$	1 3,4-Dinitrotoluene
19.866	12958	573	0.044	2.64		
20.546	11741	415	0.035	1.91		
24.219	13774	462	0.034	2.12		
25.249	293	59	0.201	0.27		
25.976	14148	395	0.028	1.82		
28.003	15171	432	0.028	1.99		
28.989	5605	266	0.047	1.22		
29.513	55290	1117	0.020	5.14		20 PETN
31.216	192855	4267	0.022	19.66		
33.259	459	89	0.194	0.41		
34.013	7953	278	0.035	1.28		
34.359	4632	227	0.049	1.04		
34.786	8097	213	0.026	0.98		
35.273	1402	130	0.093	0.59		
	558884	21702		100.000		

Total unknown % height = 50.17

See reintegration.
4/10/09

Data File: \\Terastation\share\GCdata\LC10.I\04072009.B\A-000070.D\A-000070.D
Date : 10-APR-2009 05:02
Client ID:
Sample Info: MRL_1 09GCSV0057 20/5/20/20/20ng/ml;2

Column phase: SYNERGI HYDRORP C18

Instrument: LC10.i

Operator: fhk
Column diameter: 4.60

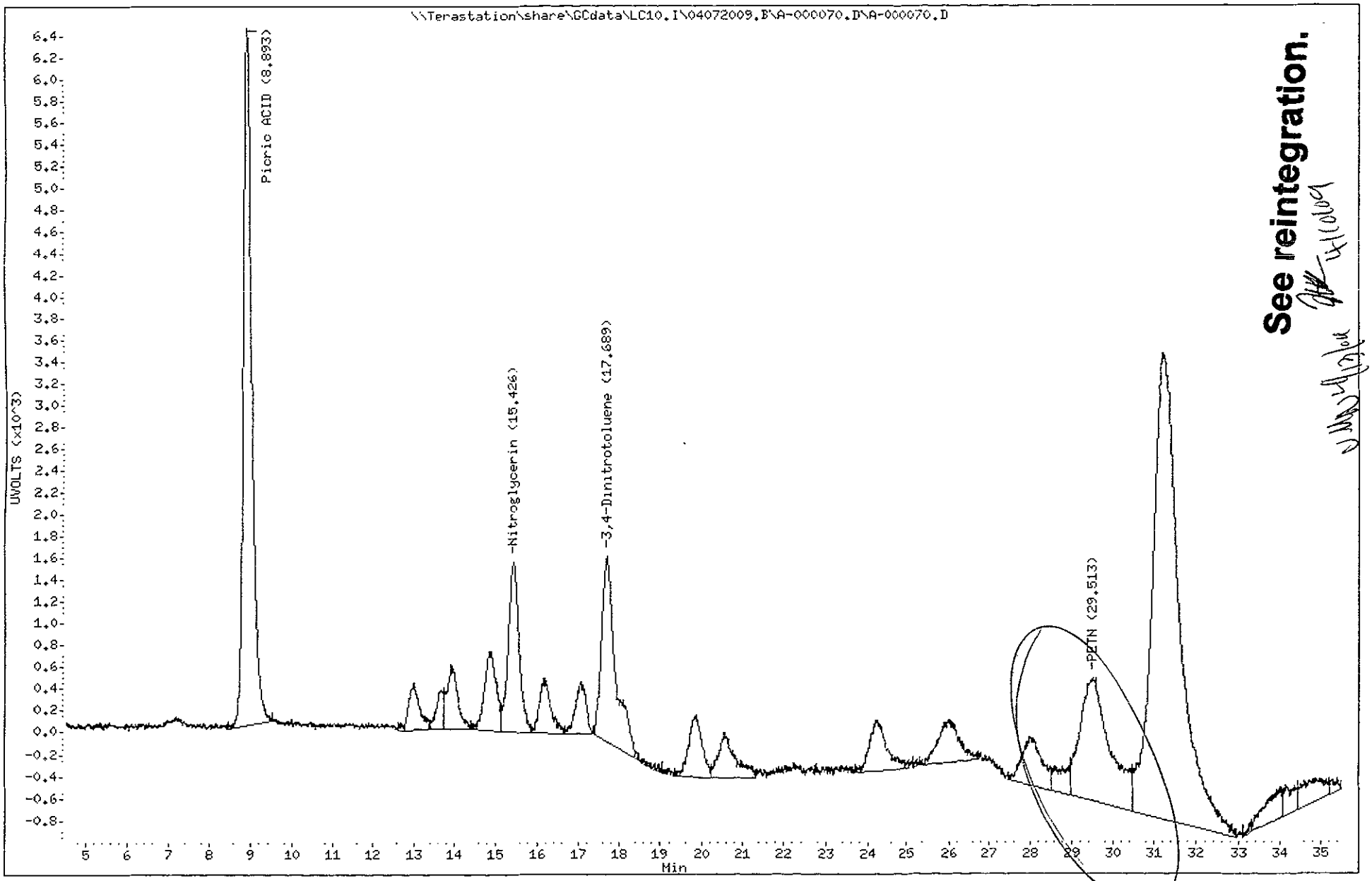

See reintegration.

4234

North Canton

TestAmerica West Sacramento

A-000071.D

Chromatography Summary

Injection Date: 4/10/2009 5:52 **Operator:** fnk

DataFile: LC10 I\04072009 B\A-000071 D **Vial Num:** 65

Instrument ID: LC10

Method 8330 Target Analyte Results

Sample : **K9C731AX 9093292 A9C310174-10 1X**

Method File: LC10 I\04072009 B\8330AB.M

Start Cal Date: 9/27/2008 13 52 **End Cal Date:** 9/27/2008 19:47

Dilution Factor	Extract Volume	Sample Volume	Sample Weight
1X	40 mL	0 mL	2.01 g

Matrix: SOIL **SubList:** SOLID sub **SpikeList:**

Samp. Info: K9C731AX 9093292 A9C310174-10 1X,0,

Misc. Info: .;,2.01,40,2,SOLID.sub,,0,1,K9C731AX

	Signal 1 UV 250-265					Signal 2 UV 358-205							
Compound Name	**RT**	**Diff**	**Response**	**Conc (ug/Kg)**	**Flag**	**RT**	**Diff**	**Response**	**Conc (ug/Kg)**	**Flag**	**MDL**	**RL**	**Flag**
3,4-Dinitrotoluene	**17.70**	**0.011**	**4629**	**1947.0000<**		**17.70**	**0.015**	**9372**	**1982.0000**		**0.0000**	**0.00**	
HMX											29 8507	247.52	
RDX											39 8010	247.52	
Picric ACID											248 7562	990 07	
1,3,5-Trinitrobenzene	9.98	-0 018	163	21.5400<							19 9005	247 52	45
1,3-Dinitrobenzene											49.7512	247.52	
TETRYL											49 7512	247 52	
Nitrobenzene											49 7512	247 52	
2,4,6-Trinitrotoluene											19 9005	247.52	
4-AM-2,6-DNT											19 9005	247 52	
2-AM-4,6-DNT											99.5025	247.52	
2,6-Dinitrotoluene											29.8507	247.52	
2,4-Dinitrotoluene											19 9005	247.52	
2-Nitrotoluene											79.6020	247.52	
4-Nitrotoluene											79 6020	247 52	
3-Nitrotoluene											69 6517	247 52	
Nitroglycerin											129 3532	495 04	
PETN											159 2040	495.04	
3,5-Dinitroaniline											24 8756	1287 10	

Surrogates:	**Spiked**	**Recovered**	**%Rec**	**Spiked**	**Recovered**	**%Rec**	**Limits**
3,4-Dinitrotoluene	**1990.0498**	**1947.0000**	**98**	**1990.0498**	**1982.0000**	**100**	**(84-114)**

Notes.
M = Manually Integrated
D = Operator Disabled Result
O = Over Calibration Range

Signals Differ by More Than 40%
Signals Differ by More Than 50%

Printed: 4/10/2009 9:21 AM

Test America West Sacramento

Method 8330

Data file : \\Terastation\share\GCdata\LC10.I\04072009.B\A-000071.D
Lab Smp Id: K9C731AX 9093292 A9
Inj Date : 10-APR-2009 05:52
Operator : fhk Inst ID: LC10.i
Smp Info : K9C731AX 9093292 A9C310174-10 1X;0;
Misc Info : ;;;2.01;40;2;SOLID.sub;;0;1;K9C731AX
Comment : SOP SAC-LC-0009
Method : \\Terastation\share\GCdata\LC10.I\04072009.B\8330AB.m
Meth Date : 10-Apr-2009 05:48 tap Quant Type: AREA%
Cal Date : 27-SEP-2008 19:47 Cal File: A-000011.d
Als bottle: 65
Dil Factor: 1.00000
Integrator: Falcon+ Compound Sublist: SOLID.sub
Target Version: 4.14
Processing Host: SACP307HPLC

Concentration Formula: Amt * DF * Uf*Vt / Ws * CpndVariable

Name	Value	Description
DF	1.000	Dilution Factor
Uf	1.000	Unit Correction Factor
Vt	40.000	Volume of final extract (mL)(1000 low, 2
Ws	2.010	Weight of sample extracted (g)
Cpnd Variable		Local Compound Variable

RT	AREA	HEIGHT	HT/AREA	% HEIGHT	COMPOUNDS
5.527	427	42	0.098	0.71	
8.017	187	32	0.171	0.54	
8.867	428	44	0.103	0.74	
9.977	2760	163	0.059	2.77	6 1,3,5-Trinitrobenze
10.937	184	36	0.195	0.61	
11.767	100	29	0.289	0.49	
13.321	225	28	0.125	0.47	
14.067	831	54	0.065	0.91	
15.164	527	33	0.063	0.56	
15.721	512	53	0.104	0.90	
16.671	279	38	0.136	0.64	
17.701	101058	4629	0.046	78.98	$ 1 3,4-Dinitrotoluene
19.864	873	61	0.070	1.03	
20.671	296	42	0.142	0.71	
21.264	175	36	0.205	0.61	
24.007	319	33	0.103	0.56	
24.317	320	35	0.109	0.59	
24.844	284	40	0.141	0.68	
25.877	189	33	0.175	0.56	
26.234	233	25	0.107	0.42	
26.801	229	43	0.188	0.73	
27.661	306	34	0.111	0.57	
30.014	348	32	0.092	0.54	
30.364	316	39	0.123	0.66	

RT	AREA	HEIGHT	HT/AREA	% HEIGHT	COMPOUNDS
30.541	69	35	0.511	0.59	
31.257	137	25	0.182	0.42	
32.311	207	36	0.174	0.61	
32.564	377	31	0.082	0.52	
33.401	195	29	0.148	0.49	
34.254	335	36	0.108	0.61	
34.984	403	46	0.114	0.78	
	113129	5872		100.000	

Total unknown % height = 18.25

Data File: \\Terastation\share\GCdata\LC10,I\04072009,B\A-000071.D
Date : 10-APR-2009 05:52
Client ID:
Instrument: LC10,1
Sample Info: K9C731AX 9093292 A9C310174-10 1X;0;
Volume Injected (uL): 500.0
Operator: fhk
Column phase: SYNERGI HYDRORP C18
Column diameter: 4.60

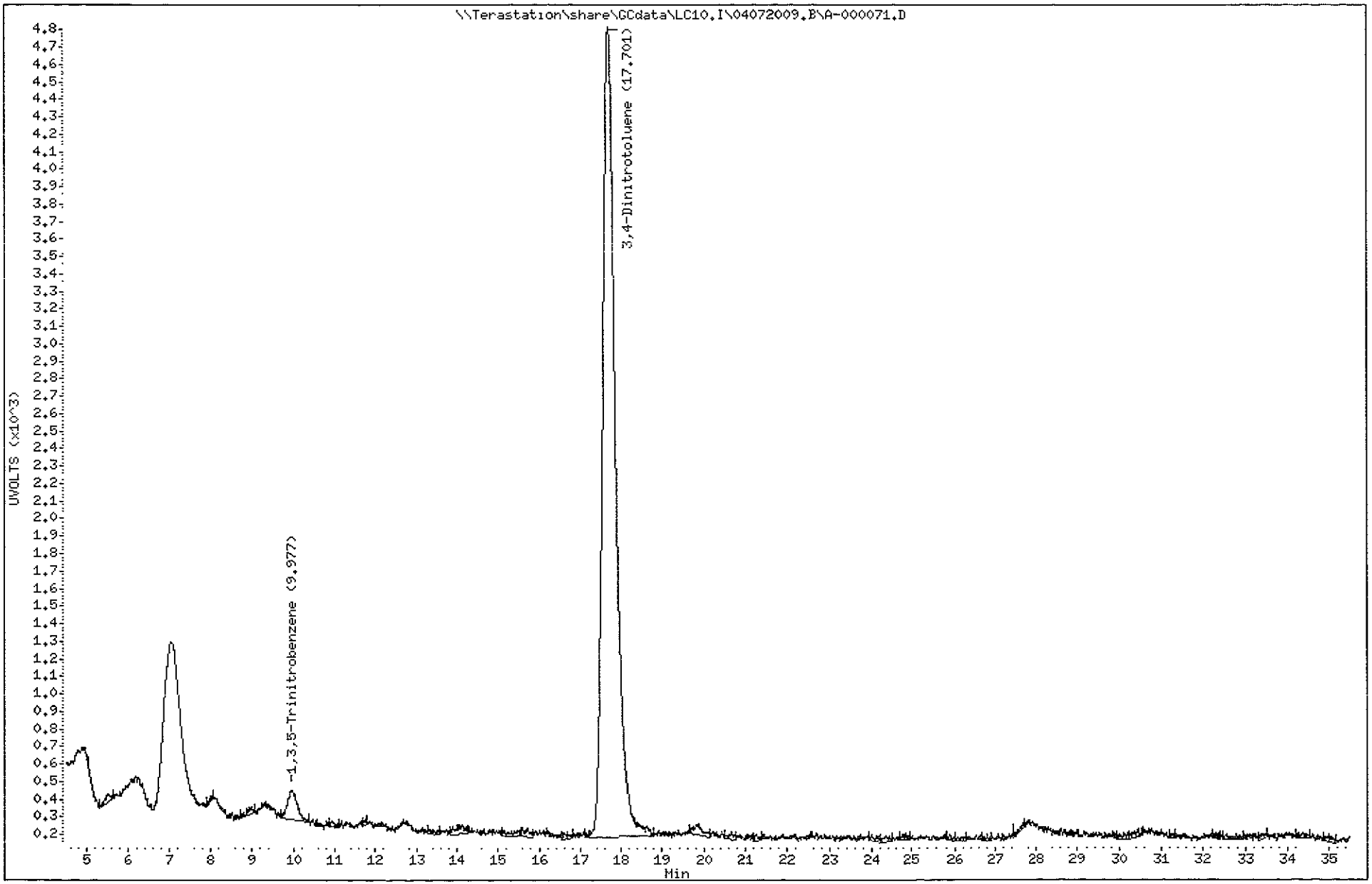

4238
North Canton

Test America West Sacramento

Method 8330

Data file : \\Terastation\share\GCdata\LC10.I\04072009.B\A-000071.D\A-000071
Lab Smp Id: K9C731AX 9093292 A9
Inj Date : 10-APR-2009 05:52
Operator : fhk Inst ID: LC10.i
Smp Info : K9C731AX 9093292 A9C310174-10 1X;0;
Misc Info : ;;;2.01;40;2;SOLID.sub;;0;1;K9C731AX
Comment : SOP SAC-LC-0009
Method : \\Terastation\share\GCdata\LC10.I\04072009.B\8330AB.M\83302.m
Meth Date : 10-Apr-2009 05:48 tap Quant Type: AREA%
Cal Date : 27-SEP-2008 19:47 Cal File: A-000011.d
Als bottle: 65
Dil Factor: 1.00000
Integrator: Falcon+ Compound Sublist: SOLID.sub
Target Version: 4.14
Processing Host: SACP307HPLC

Concentration Formula: Amt * DF * Uf*Vt / Ws * CpndVariable

Name	Value	Description
DF	1.000	Dilution Factor
Uf	1.000	Unit Correction Factor
Vt	40.000	Volume of final extract (mL)(1000 low, 2
Ws	2.010	Weight of sample extracted (g)
Cpnd Variable		Local Compound Variable

RT	AREA	HEIGHT	HT/AREA	% HEIGHT	COMPOUNDS
13.361	3823	221	0.058	1.85	
17.704	211852	9372	0.044	78.67	$ 1 3,4-Dinitrotoluene
21.104	8699	245	0.028	2.05	
24.704	11180	400	0.036	3.35	
25.487	868	129	0.149	1.08	
25.931	3188	124	0.039	1.03	
26.374	1760	112	0.064	0.93	
26.881	303	63	0.208	0.52	
27.377	732	67	0.092	0.56	
27.691	1716	114	0.066	0.95	
28.347	1306	79	0.060	0.66	
29.441	565	80	0.142	0.67	
29.827	2301	101	0.044	0.84	
30.754	369	58	0.157	0.48	
31.131	3949	165	0.042	1.38	
32.027	480	60	0.125	0.50	
32.434	797	51	0.064	0.42	
33.227	539	78	0.145	0.65	
33.637	872	65	0.075	0.54	
33.864	1410	123	0.087	1.03	
34.091	2111	128	0.061	1.07	
35.317	329	93	0.283	0.77	
	259148	11928		100.000	

Total unknown % height = 21.33

Data File: \\Terastation\share\GCdata\LC10.I\04072009.B\A-000071.D\A-000071.D
Date : 10-APR-2009 05:52
Client ID:
Sample Info: K9C731AX 9093292 A9C310174-10 1X;0;
Volume Injected (uL): 500.0
Column phase: SYNERGI HYDRORP C18

Instrument: LC10.i
Operator: fhk
Column diameter: 4.60

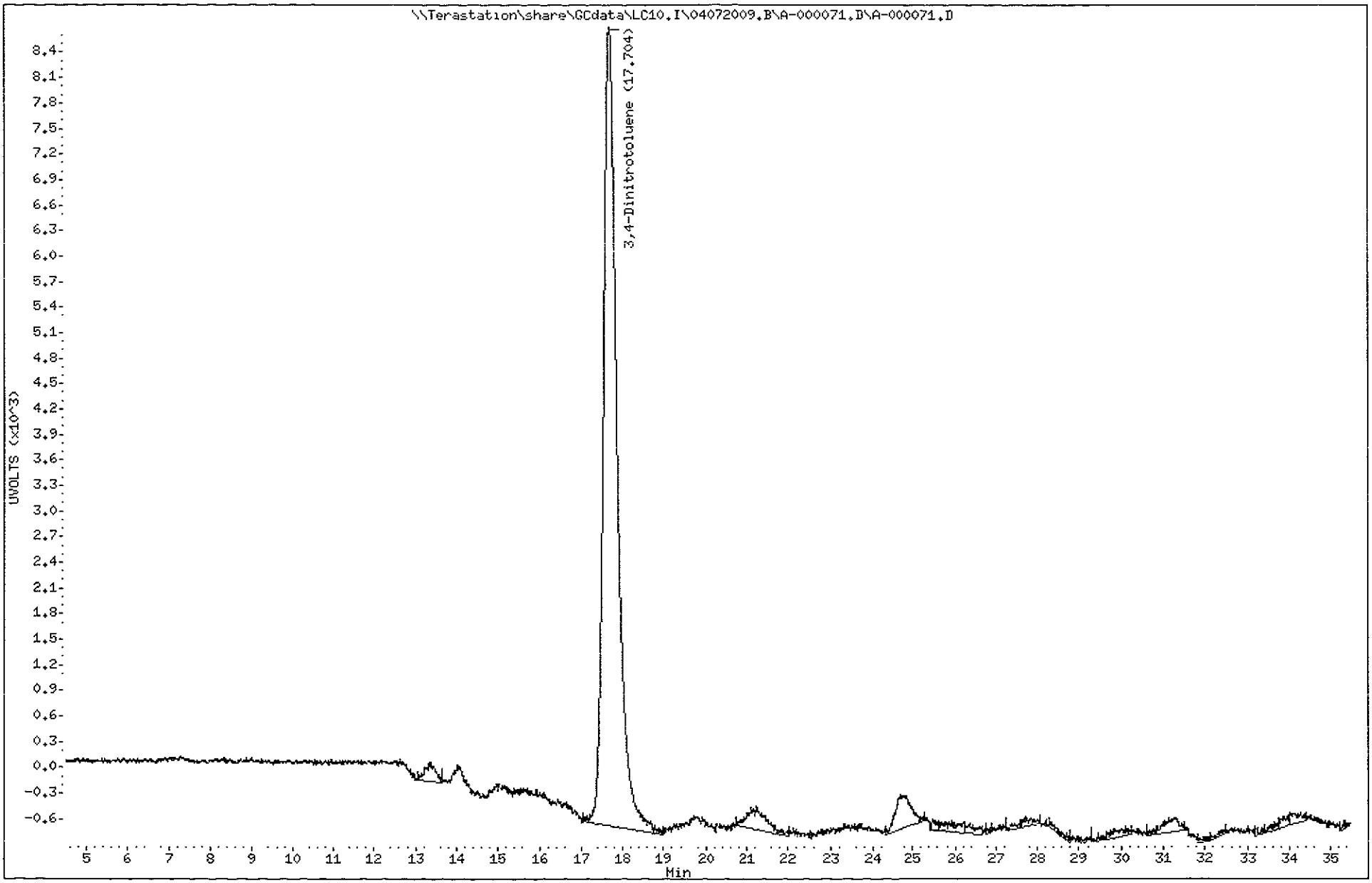

4240

North Canton

TestAmerica West Sacramento

A-000072.D

Chromatography Summary

Injection Date: 4/10/2009 6 43 **Operator:** fhk

DataFile: LC10 I\04072009 B\A-000072 D **Vial Num:** 66

Method 8330 Target Analyte Results

Instrument ID: LC10

Sample : **K9C761AX 9093292 A9C310174-11 1X** **Method File:** LC10.I\04072009 B\8330AB.M

Start Cal Date: 9/27/2008 13:52 **End Cal Date:** 9/27/2008 19.47

Dilution Factor	Extract Volume	Sample Volume	Sample Weight
1X	40 mL	0 mL	2.04 g

Matrix: SOIL **SubList:** SOLID.sub **SpikeList:**

Samp. Info: K9C761AX 9093292 A9C310174-11 1X,0,

Misc. Info: ,,;2.04,40,2,SOLID sub,.0.1,K9C761AX

	Signal 1 UV 250-265					Signal 2 UV 358-205							
Compound Name	**RT**	**Diff**	**Response**	**Conc (ug/Kg)**	**Flag**	**RT**	**Diff**	**Response**	**Conc (ug/Kg)**	**Flag**	**MDL**	**RL**	**Flag**
3,4-Dinitrotoluene	**17.70**	**0.008**	**4540**	**1881.0000<**		**17.70**	**0.012**	**9126**	**1902.0000**		**0.0000**	**0.00**	
HMX											29 4118	240 29	
RDX											39 2157	240 29	
Picric ACID											245 0980	961 17	
1,3,5-Trinitrobenzene											19.6078	240.29	
1,3-Dinitrobenzene											49.0196	240 29	
TETRYL											49 0196	240 29	
Nitrobenzene											49 0196	240 29	
2,4,6-Trinitrotoluene											19 6078	240 29	
4-AM-2,6-DNT											19 6078	240.29	
2-AM-4,6-DNT											98 0392	240.29	
2,6-Dinitrotoluene											29 4118	240 29	
2,4-Dinitrotoluene											19 6078	240.29	
2-Nitrotoluene											78 4314	240 29	
4-Nitrotoluene											78.4314	240 29	
3-Nitrotoluene											68.6275	240 29	
Nitroglycerin											127.4510	480 58	
PETN											156 8627	480 58	
3,5-Dinitroaniline											24.5098	1249 52	

Surrogates:	**Spiked**	**Recovered**	**%Rec**	**Spiked**	**Recovered**	**%Rec**	**Limits**
3,4-Dinitrotoluene	**1960.7843**	**1881.0000**	**96**	**1960.7843**	**1902.0000**	**97**	**(84-114)**

Notes
- M = Manually Integrated
- D = Operator Disabled Result
- O = Over Calibration Range
- Signals Differ by More Than 40%
- Signals Differ by More Than 50%

Printed: 4/10/2009 9:22 AM

Test America West Sacramento

Method 8330

Data file : \\Terastation\share\GCdata\LC10.I\04072009.B\A-000072.D
Lab Smp Id: K9C761AX 9093292 A9
Inj Date : 10-APR-2009 06:43
Operator : fhk Inst ID: LC10.i
Smp Info : K9C761AX 9093292 A9C310174-11 1X;0;
Misc Info : ;;;2.04;40;2;SOLID.sub;;0;1;K9C761AX
Comment : SOP SAC-LC-0009
Method : \\Terastation\share\GCdata\LC10.I\04072009.B\8330AB.m
Meth Date : 10-Apr-2009 05:48 tap Quant Type: AREA%
Cal Date : 27-SEP-2008 19:47 Cal File: A-000011.d
Als bottle: 66
Dil Factor: 1.00000
Integrator: Falcon+ Compound Sublist: SOLID.sub
Target Version: 4.14
Processing Host: SACP307HPLC

Concentration Formula: Amt * DF * Uf*Vt / Ws * CpndVariable

Name	Value	Description
DF	1.000	Dilution Factor
Uf	1.000	Unit Correction Factor
Vt	40.000	Volume of final extract (mL)(1000 low, 2
Ws	2.040	Weight of sample extracted (g)
Cpnd Variable		Local Compound Variable

RT	AREA	HEIGHT	HT/AREA	% HEIGHT	COMPOUNDS
5.558	811	67	0.083	1.19	
8.034	963	64	0.066	1.13	
12.578	117	22	0.189	0.39	
13.571	277	29	0.105	0.51	
14.671	352	45	0.128	0.80	
15.011	150	23	0.154	0.40	
15.658	401	31	0.077	0.55	
16.708	119	35	0.294	0.62	
17.228	133	47	0.354	0.83	
17.698	97685	4540	0.046	80.89	$ 1 3,4-Dinitrotoluene
18.824	378	36	0.095	0.64	
19.084	200	46	0.231	0.81	
19.624	97	24	0.247	0.42	
20.438	89	31	0.348	0.55	
21.738	335	41	0.122	0.72	
22.318	340	38	0.112	0.67	
23.791	286	27	0.094	0.48	
24.608	201	35	0.174	0.62	
26.634	197	28	0.142	0.49	
26.948	213	29	0.136	0.51	
27.484	157	33	0.210	0.58	
27.808	364	36	0.099	0.64	
28.844	245	40	0.163	0.71	
30.218	268	39	0.146	0.69	

RT	AREA	HEIGHT	HT/AREA	% HEIGHT	COMPOUNDS
31.018	324	25	0.077	0.44	
31.971	423	45	0.106	0.80	
32.478	145	25	0.173	0.44	
33.354	531	32	0.060	0.56	
33.778	209	34	0.162	0.60	
33.988	416	37	0.089	0.65	
34.254	328	38	0.116	0.67	
	106752	5622		100.000	

Total unknown % height = 19.11

Data File: \\Terastation\share\GCdata\LC10.I\04072009.B\A-000072.D
Date : 10-APR-2009 06:43
Client ID:
Instrument: LC10.i
Sample Info: K9C761AX 9093292 A9C310174-11 1X;0;
Volume Injected (uL): 500.0
Operator: fhk
Column phase: SYNERGI HYDRORP C18
Column diameter: 4.60

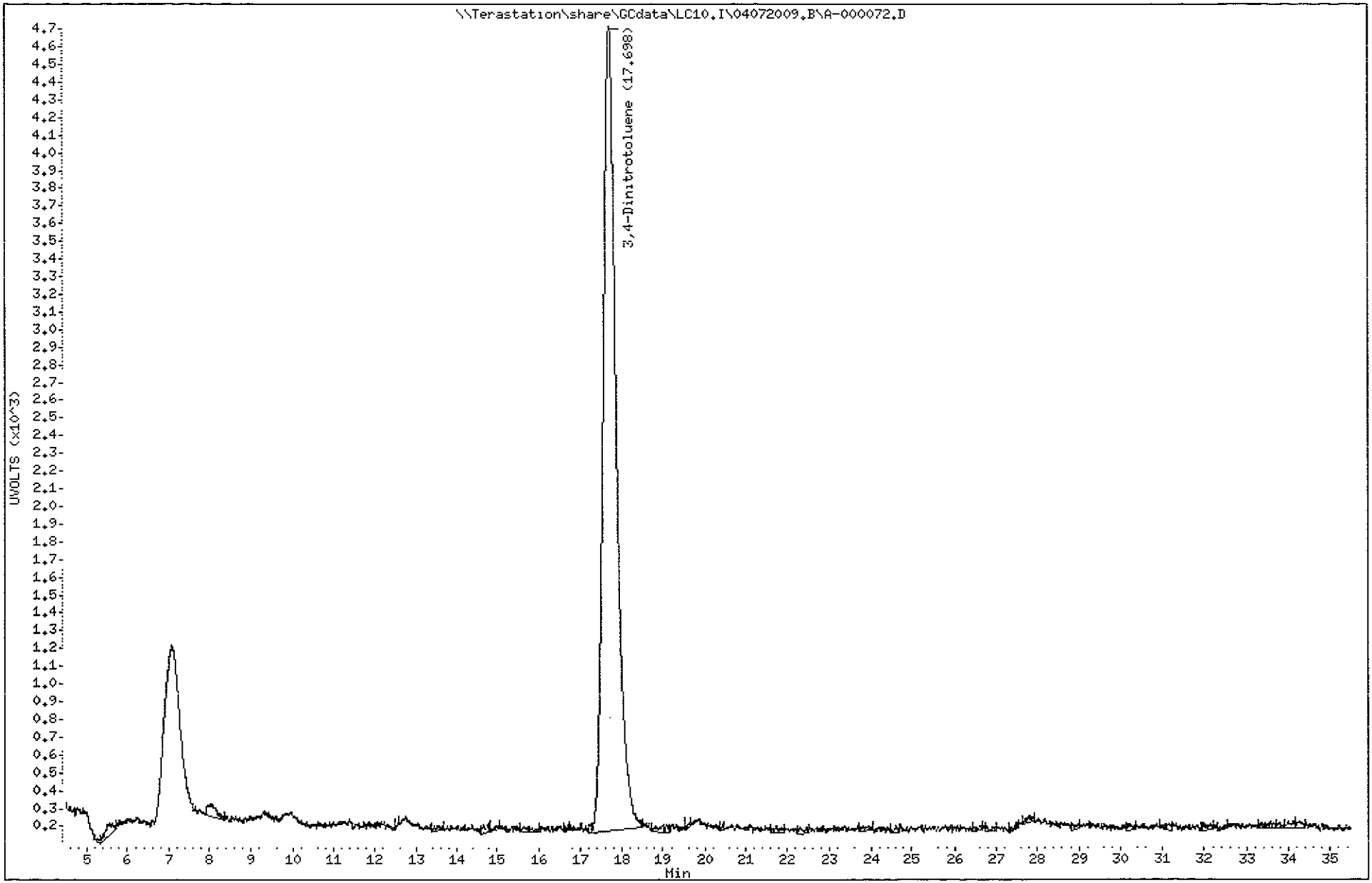

4244
North Canton

Test America West Sacramento

Method 8330

Data file : \\Terastation\share\GCdata\LC10.I\04072009.B\A-000072.D\A-000072
Lab Smp Id: K9C761AX 9093292 A9
Inj Date : 10-APR-2009 06:43
Operator : fhk Inst ID: LC10.i
Smp Info : K9C761AX 9093292 A9C310174-11 1X;0;
Misc Info : ;;;2.04;40;2;SOLID.sub;;0;1;K9C761AX
Comment : SOP SAC-LC-0009
Method : \\Terastation\share\GCdata\LC10.I\04072009.B\8330AB.M\83302.m
Meth Date : 10-Apr-2009 05:48 tap Quant Type: AREA%
Cal Date : 27-SEP-2008 19:47 Cal File: A-000011.d
Als bottle: 66
Dil Factor: 1.00000
Integrator: Falcon+ Compound Sublist: SOLID.sub
Target Version: 4.14
Processing Host: SACP307HPLC

Concentration Formula: Amt * DF * Uf*Vt / Ws * CpndVariable

Name	Value	Description
DF	1.000	Dilution Factor
Uf	1.000	Unit Correction Factor
Vt	40.000	Volume of final extract (mL)(1000 low, 2
Ws	2.040	Weight of sample extracted (g)
Cpnd Variable		Local Compound Variable

RT	AREA	HEIGHT	HT/AREA	% HEIGHT	COMPOUNDS
17.701	198619	9126	0.046	85.18	$ 1 3,4-Dinitrotoluene
25.134	2366	105	0.044	0.97	
25.764	681	69	0.101	0.64	
26.171	651	85	0.131	0.79	
26.721	1342	86	0.064	0.80	
27.081	610	68	0.111	0.63	
27.508	532	80	0.150	0.74	
27.814	3161	150	0.047	1.39	
30.144	981	87	0.089	0.81	
30.821	391	89	0.227	0.82	
31.021	1582	85	0.054	0.79	
32.214	3375	149	0.044	1.38	
33.554	1954	137	0.070	1.27	
34.084	4165	169	0.041	1.57	
34.314	3236	173	0.053	1.61	
34.898	378	66	0.175	0.61	
	224024	10724		100.000	

Total unknown % height = 14.82

Data File: \\Terastation\share\GCdata\LC10.I\04072009.B\A-000072.D\A-000072.D
Date : 10-APR-2009 06:43
Client ID:
Sample Info: K9C761AX 9093292 A9C310174-11 1X;0;
Volume Injected (uL): 500.0
Column phase: SYNERGI HYDRORP C18

Instrument: LC10.i
Operator: fhk
Column diameter: 4.60

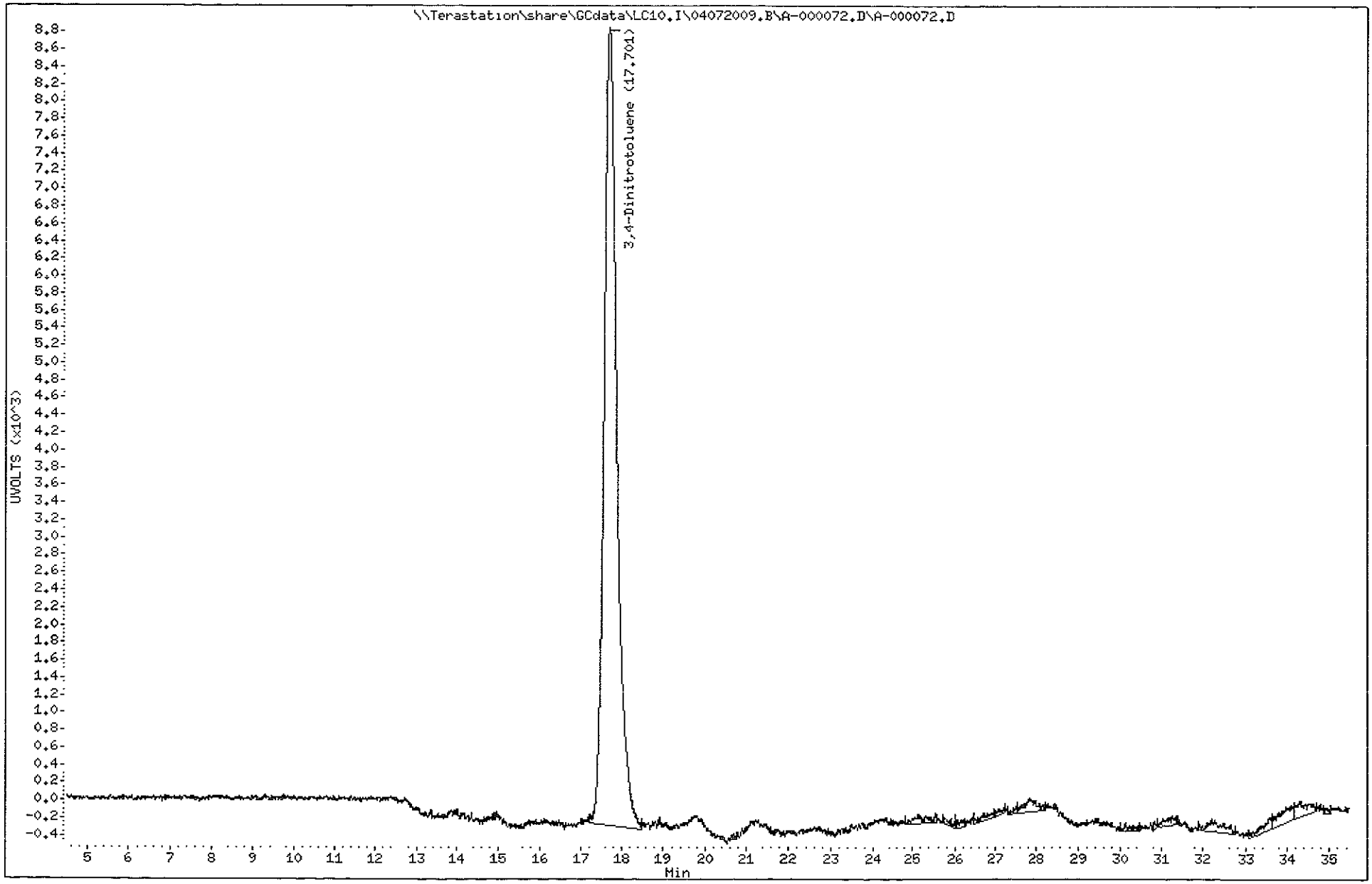

4246

North Canton

TestAmerica West Sacramento

A-000073.D

Chromatography Summary

Injection Date: 4/10/2009 7 34 **Operator:** fhk

DataFile: LC10 I\04072009 B\A-000073.D **Vial Num:** 67

Method 8330 Target Analyte Results

Instrument ID: LC10

Sample : **K9C771AX 9093292 A9C310174-12 1X** **Method File:** LC10 I\04072009.B\8330AB M

Start Cal Date: 9/27/2008 13 52 **End Cal Date:** 9/27/2008 19.47

Dilution Factor	Extract Volume	Sample Volume	Sample Weight
1X	40 mL	0 mL	2.03 g

Matrix: SOIL **SubList:** SOLID sub **SpikeList:**

Samp. Info: K9C771AX 9093292 A9C310174-12 1X,0,

Misc. Info: ,,;2.03;40;2;SOLID sub,;0;1,K9C771AX

	Signal 1 UV 250-265					Signal 2 UV 358-205							
Compound Name	**RT**	**Diff**	**Response**	**Conc (ug/Kg)**	**Flag**	**RT**	**Diff**	**Response**	**Conc (ug/Kg)**	**Flag**	**MDL**	**RL**	**Flag**
3,4-Dinitrotoluene	**17.74**	**0.048**	**4579**	**1907.0000<**		**17.74**	**0.051**	**9130**	**1912.0000**		**0.0000**	**0.00**	
HMX											29.5567	242.67	
RDX											39 4089	242.67	
Picric ACID											246 3054	970.66	
1,3,5-Trinitrobenzene											19 7044	242 67	
1,3-Dinitrobenzene											49.2611	242.67	
TETRYL											49 2611	242 67	
Nitrobenzene											49 2611	242.67	
2,4,6-Trinitrotoluene											19.7044	242.67	
4-AM-2,6-DNT											19 7044	242 67	
2-AM-4,6-DNT											98 5222	242 67	
2,6-Dinitrotoluene											29 5567	242.67	
2,4-Dinitrotoluene											19.7044	242.67	
2-Nitrotoluene											78.8177	242 67	
4-Nitrotoluene											78.8177	242 67	
3-Nitrotoluene											68 9655	242.67	
Nitroglycerin											128.0788	485 33	
PETN											157 6355	485 33	
3,5-Dinitroaniline											24 6305	1261.86	

Surrogates:	**Spiked**	**Recovered**	**%Rec**	**Spiked**	**Recovered**	**%Rec**	**Limits**
3,4-Dinitrotoluene	**1970.4434**	**1907.0000**	**97**	**1970.4434**	**1912.0000**	**97**	**(84-114)**

Notes:
M = Manually Integrated
D = Operator Disabled Result
O = Over Calibration Range

Signals Differ by More Than 40%
Signals Differ by More Than 50%

Printed: 4/10/2009 9:22 AM

Test America West Sacramento

Method 8330

Data file : \\Terastation\share\GCdata\LC10.I\04072009.B\A-000073.D
Lab Smp Id: K9C771AX 9093292 A9
Inj Date : 10-APR-2009 07:34
Operator : fhk Inst ID: LC10.i
Smp Info : K9C771AX 9093292 A9C310174-12 1X;0;
Misc Info : ;;;2.03;40;2;SOLID.sub;;0;1;K9C771AX
Comment : SOP SAC-LC-0009
Method : \\Terastation\share\GCdata\LC10.I\04072009.B\8330AB.m
Meth Date : 10-Apr-2009 05:48 tap Quant Type: AREA%
Cal Date : 27-SEP-2008 19:47 Cal File: A-000011.d
Als bottle: 67
Dil Factor: 1.00000
Integrator: Falcon+ Compound Sublist: SOLID.sub
Target Version: 4.14
Processing Host: SACP307HPLC

Concentration Formula: Amt * DF * Uf*Vt / Ws * CpndVariable

Name	Value	Description
DF	1.000	Dilution Factor
Uf	1.000	Unit Correction Factor
Vt	40.000	Volume of final extract (mL)(1000 low, 2
Ws	2.030	Weight of sample extracted (g)
Cpnd Variable		Local Compound Variable

RT	AREA	HEIGHT	HT/AREA	% HEIGHT	COMPOUNDS
5.507	714	59	0.083	1.05	
8.054	545	53	0.097	0.94	
9.104	251	29	0.115	0.51	
14.420	250	34	0.136	0.60	
14.750	441	38	0.086	0.67	
15.354	451	44	0.097	0.78	
16.740	870	45	0.052	0.80	
17.737	100167	4579	0.046	81.95	$ 1 3,4-Dinitrotoluene
19.067	221	41	0.186	0.73	
19.764	133	19	0.143	0.33	
20.170	316	34	0.108	0.60	
21.647	470	54	0.115	0.96	
23.207	355	37	0.104	0.66	
23.710	179	22	0.123	0.39	
24.364	309	27	0.087	0.48	
24.854	261	34	0.130	0.60	
25.750	637	42	0.066	0.75	
26.364	422	33	0.078	0.58	
26.844	706	48	0.068	0.85	
27.190	216	29	0.134	0.51	
27.800	1692	74	0.044	1.32	
29.247	410	36	0.088	0.64	
29.610	307	27	0.088	0.48	
30.337	206	26	0.126	0.46	

RT	AREA	HEIGHT	HT/AREA	% HEIGHT	COMPOUNDS
31.107	692	36	0.052	0.64	
31.957	253	26	0.103	0.46	
32.650	156	29	0.185	0.51	
33.557	135	42	0.312	0.75	
	111766	5597		100.000	

Total unknown % height = 18.05

Data File: \\Terastation\share\GCdata\LC10.I\04072009.B\A-000073.D
Date : 10-APR-2009 07:34
Client ID:
Sample Info: K9C771AX 9093292 A9C310174-12 1X;0;
Volume Injected (uL): 500.0
Column phase: SYNERGI HYDRORP C18

Instrument: LC10.i
Operator: fhk
Column diameter: 4.60

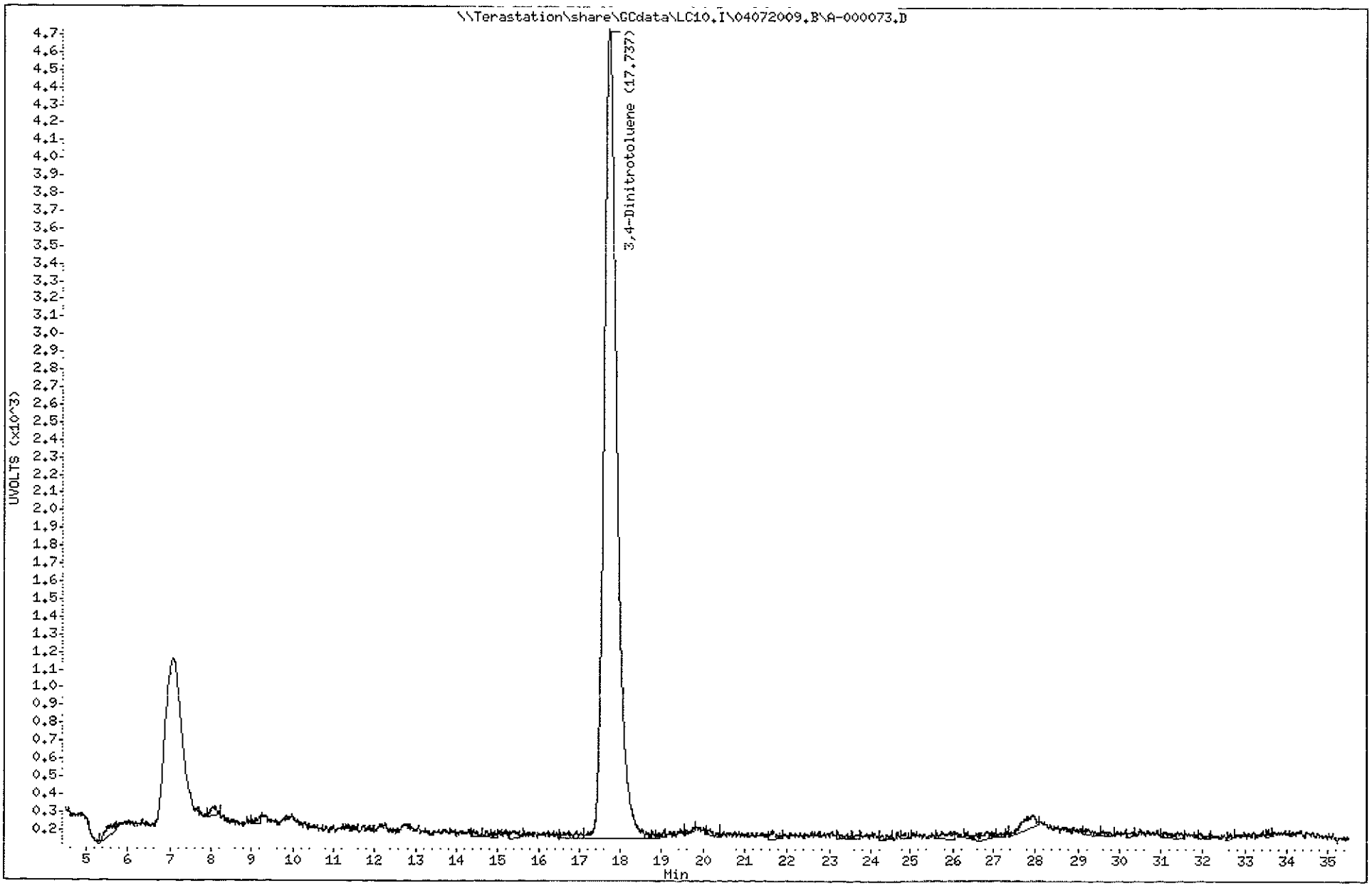

4250
North Canton

Test America West Sacramento

Method 8330

Data file : \\Terastation\share\GCdata\LC10.I\04072009.B\A-000073.D\A-000073
Lab Smp Id: K9C771AX 9093292 A9
Inj Date : 10-APR-2009 07:34
Operator : fhk Inst ID: LC10.i
Smp Info : K9C771AX 9093292 A9C310174-12 1X;0;
Misc Info : ;;;2.03;40;2;SOLID.sub;;0;1;K9C771AX
Comment : SOP SAC-LC-0009
Method : \\Terastation\share\GCdata\LC10.I\04072009.B\8330AB.M\83302.m
Meth Date : 10-Apr-2009 05:48 tap Quant Type: AREA%
Cal Date : 27-SEP-2008 19:47 Cal File: A-000011.d
Als bottle: 67
Dil Factor: 1.00000
Integrator: Falcon+ Compound Sublist: SOLID.sub
Target Version: 4.14
Processing Host: SACP307HPLC

Concentration Formula: Amt * DF * Uf*Vt / Ws * CpndVariable

Name	Value	Description
DF	1.000	Dilution Factor
Uf	1.000	Unit Correction Factor
Vt	40.000	Volume of final extract (mL)(1000 low, 2
Ws	2.030	Weight of sample extracted (g)
Cpnd Variable		Local Compound Variable

RT	AREA	HEIGHT	HT/AREA	% HEIGHT	COMPOUNDS
17.740	208480	9130	0.044	80.60	$ 1 3,4-Dinitrotoluene
21.297	9653	316	0.033	2.78	
25.750	461	97	0.210	0.85	
26.580	225	70	0.311	0.61	
26.870	570	87	0.153	0.76	
27.200	1428	106	0.074	0.93	
27.590	2202	157	0.071	1.38	
27.794	5494	241	0.044	2.12	
29.254	1209	78	0.065	0.68	
29.940	558	57	0.102	0.50	
30.590	1324	114	0.086	1.00	
31.197	4875	152	0.031	1.34	
32.467	339	83	0.245	0.73	
32.857	608	76	0.125	0.67	
33.200	1134	90	0.079	0.79	
33.587	1194	97	0.081	0.85	
33.777	652	88	0.135	0.77	
34.200	1943	127	0.065	1.11	
34.477	1696	97	0.057	0.85	
35.254	333	78	0.234	0.68	
	244379	11341		100.000	

Total unknown % height = 19.40

Data File: \\Terastation\share\GCdata\LC10.I\04072009.B\A-000073.D\A-000073.D
Date : 10-APR-2009 07:34
Client ID:
Sample Info: K9C771AX 9093292 A9C310174-12 1X;0;
Volume Injected (uL): 500.0
Column phase: SYNERGI HYDRORP C18

Instrument: LC10.1
Operator: fhk
Column diameter: 4.60

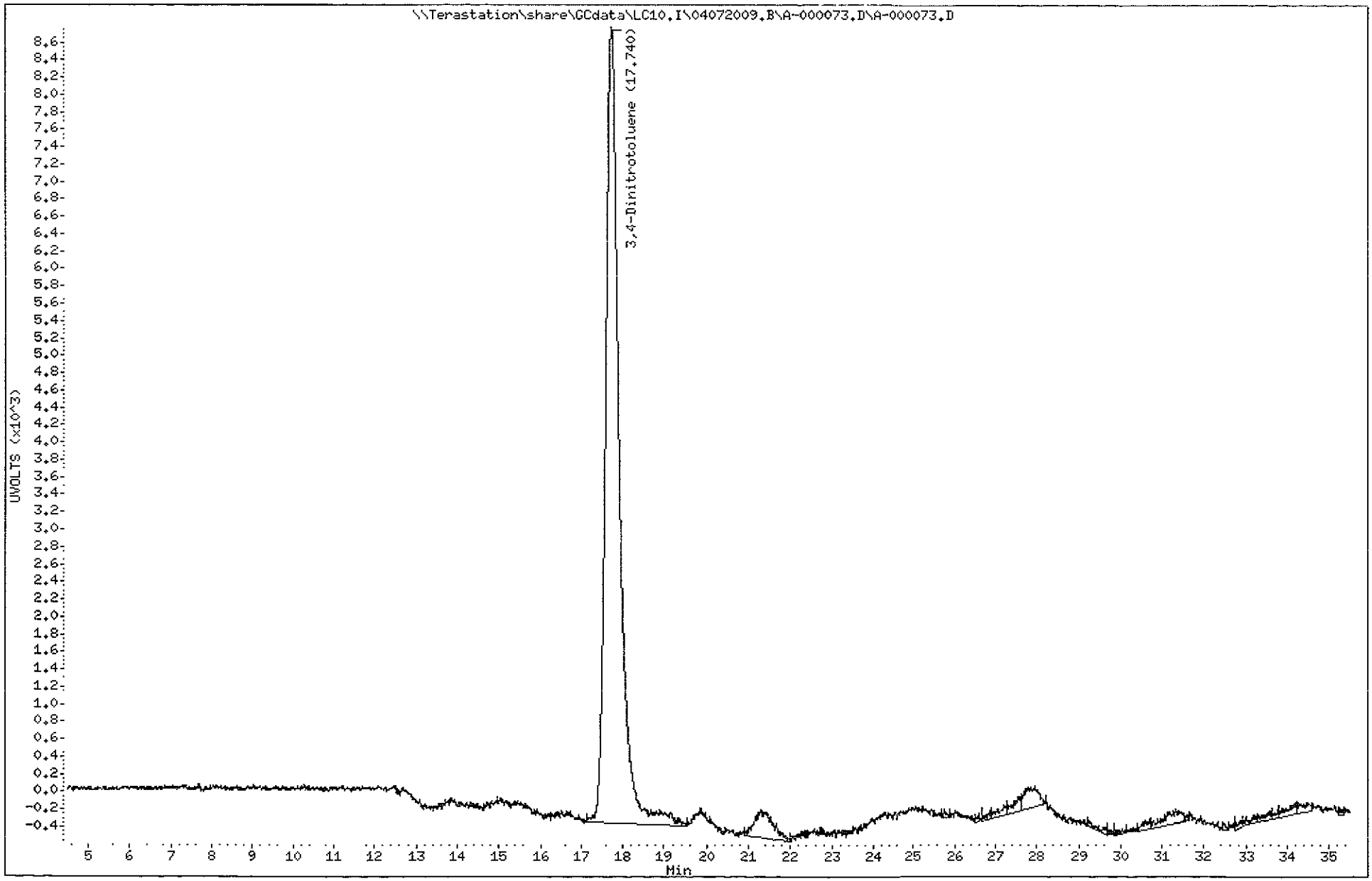

North Canton

TestAmerica West Sacramento

A-000078.D

Chromatography Summary

Injection Date: 4/10/2009 12 01 **Operator:** fhk

DataFile: LC10 I\04072009 B\A-000078.D **Vial Num:** 93

Instrument ID: LC10

Method 8330 Target Analyte Results

Sample : **STD_5 09GCSV0052 .2K/.1/.1/.1/.1**

Method File: LC10 I\04072009 B\8330AB M

Start Cal Date: 9/27/2008 13 52 **End Cal Date:** 9/27/2008 19 47

Dilution Factor	Extract Volume	Sample Volume	Sample Weight
1X	0 mL	0 mL	0 g

Matrix: NONE **SubList:** CAL.sub **SpikeList:**

Samp. Info: STD_5 09GCSV0052 2K/ 1/ 1/ 1/ 1,2

Misc. Info: ,5, , , ,3,CAL sub; ;0;1

	Signal 1 UV 250-265							Signal 2 UV 358-205								
Compound Name	**RT**	**Response**	**PPB**	**Spike Level**	**%D**	**Result**	**Flag**	**RT**	**Response**	**PPB**	**Spike Level**	**%D**	**Result**	**Flag**	**Limits(%)**	**Flag**
3,4-Dinitrotoluene	17 71	4739	100.2000<	100	0%	Acceptable		17 70	9026	95 9200	100	-4%	Acceptable		(±15)	
HMX	5.20	12431	99.1500<	100	-1%	Acceptable					100	-100%	Fails		(±15)	45
RDX	7 70	7917	96 7600<	100	-3%	Acceptable					100	-100%	Fails		(±15)	45
Picric ACID	8.89	17123	202.8000	200	1%	Acceptable		8.89	25213	203 4000<	200	2%	Acceptable		(±15)	
1,3,5-Trinitrobenzene	10 02	14833	98.4800<	100	-2%	Acceptable					100	-100%	Fails		(±15)	45
1,3-Dinitrobenzene	13.00	14151	97 8400<	100	-2%	Acceptable					100	-100%	Fails		(±15)	45
TETRYL	13 95	10517	103.3000<	100	3%	Acceptable					100	-100%	Fails		(±15)	45
Nitrobenzene	14.88	6162	95 3400<	100	-5%	Acceptable					100	-100%	Fails		(±15)	45
2,4,6-Trinitrotoluene	16 19	8775	98 5400<	100	-1%	Acceptable					100	-100%	Fails		(±15)	45
4-AM-2,6-DNT	17 10	6366	98 1300<	100	-2%	Acceptable					100	-100%	Fails		(±15)	45
2-AM-4,6-DNT	18 16	7488	101 9000<	100	2%	Acceptable					100	-100%	Fails		(±15)	45
2,6-Dinitrotoluene	19 88	5274	98 4400<	100	-2%	Acceptable					100	-100%	Fails		(±15)	45
2,4-Dinitrotoluene	20 60	8459	99.2800<	100	-1%	Acceptable					100	-100%	Fails		(±15)	45
2-Nitrotoluene	24 24	3457	96 9200<	100	-3%	Acceptable					100	-100%	Fails		(±15)	45
4-Nitrotoluene	26 04	4239	96 9200<	100	-3%	Acceptable					100	-100%	Fails		(±15)	45
3-Nitrotoluene	28 04	4188	97 1400<	100	-3%	Acceptable					100	-100%	Fails		(±15)	45
Nitroglycerin				100	-100%	Fails		15 43	7699	103 1000<	100	3%	Acceptable		(±15)	45
PETN				100	-100%	Fails		29.51	4039	105 1000<	100	5%	Acceptable		(±15)	45
3,5-Dinitroaniline	13 71	9545	98 4500<	100	-2%	Acceptable					100	-100%	Fails		(±15)	45
EGDN				100	-100%	Fails					100	-100%	Fails		(±15)	

Notes: M = Manually Integrated — Signals Differ by More Than 40%

D = Operator Disabled Result — Signals Differ by More Than 50%

O = Over Calibration Range

Printed: 4/10/2009 12:49 PM

Test America West Sacramento

Method 8330

Data file : \\Terastation\share\GCdata\LC10.I\04072009.B\A-000078.D
Lab Smp Id: STD_5 09GCSV0052 .2
Inj Date : 10-APR-2009 12:01
Operator : fhk Inst ID: LC10.i
Smp Info : STD_5 09GCSV0052 .2K/.1/.1/.1/.1;2
Misc Info : ;5; ; ; ;3;CAL.sub; ;0;1
Comment : SOP SAC-LC-0009
Method : \\Terastation\share\GCdata\LC10.I\04072009.B\8330AB.m
Meth Date : 10-Apr-2009 12:47 tap Quant Type: AREA%
Cal Date : 27-SEP-2008 19:47 Cal File: A-000011.d
Als bottle: 93 Continuing Calibration Sample
Dil Factor: 1.00000
Integrator: Falcon+ Compound Sublist: CAL.sub
Target Version: 4.14
Processing Host: SACP307HPLC

RT	AREA	HEIGHT	HT/AREA	% HEIGHT		COMPOUNDS
5.200	80818	12431	0.154	8.50		2 HMX
6.120	533	53	0.099	0.03		
7.697	91916	7917	0.086	5.41		3 RDX
8.450	577	68	0.118	0.04		
8.886	239949	17123	0.071	11.89		5 Picric ACID
10.017	206553	14833	0.072	10.15		6 1,3,5-Trinitrobenze
13.000	249207	14151	0.057	9.68		7 1,3-Dinitrobenzene
13.710	143021	9545	0.067	6.53		8 3,5-Dinitroaniline
13.947	192267	10517	0.055	7.19		9 TETRYL
14.880	124412	6162	0.050	4.21		10 Nitrobenzene
16.190	174892	8775	0.050	6.00		12 2,4,6-Trinitrotolue
17.103	136403	6366	0.047	4.35		13 4-AM-2,6-DNT
17.707	94281	4739	0.050	3.24	$	1 3,4-Dinitrotoluene
18.163	185176	7488	0.040	5.12		14 2-AM-4,6-DNT
19.403	93	25	0.270	0.01		
19.880	122229	5274	0.043	3.60		15 2,6-Dinitrotoluene
20.600	219618	8459	0.039	5.78		16 2,4-Dinitrotoluene
22.353	198	28	0.142	0.01		
24.243	100747	3457	0.034	2.36		17 2-Nitrotoluene
26.040	131668	4239	0.032	2.90		18 4-Nitrotoluene
28.043	139828	4188	0.030	2.86		19 3-Nitrotoluene
30.820	127	27	0.213	0.01		
31.057	323	36	0.111	0.02		
31.417	293	32	0.109	0.02		
32.007	353	31	0.088	0.02		
32.643	217	29	0.134	0.01		
33.043	206	43	0.209	0.02		
33.243	220	41	0.186	0.02		
34.043	744	30	0.040	0.02		
	2636868	146107		100.000		

Total unknown % height = 0.2300

Data File: \\Terastation\share\GCdata\LC10.I\04072009.B\A-000078.D
Date : 10-APR-2009 12:01
Client ID:
Sample Info: STD_5 09GCSV0052 .2K/.1/.1/.1/.1:2

Instrument: LC10.i
Operator: fhk
Column diameter: 4.60

Column phase: SYNERGI HYDRORP C18

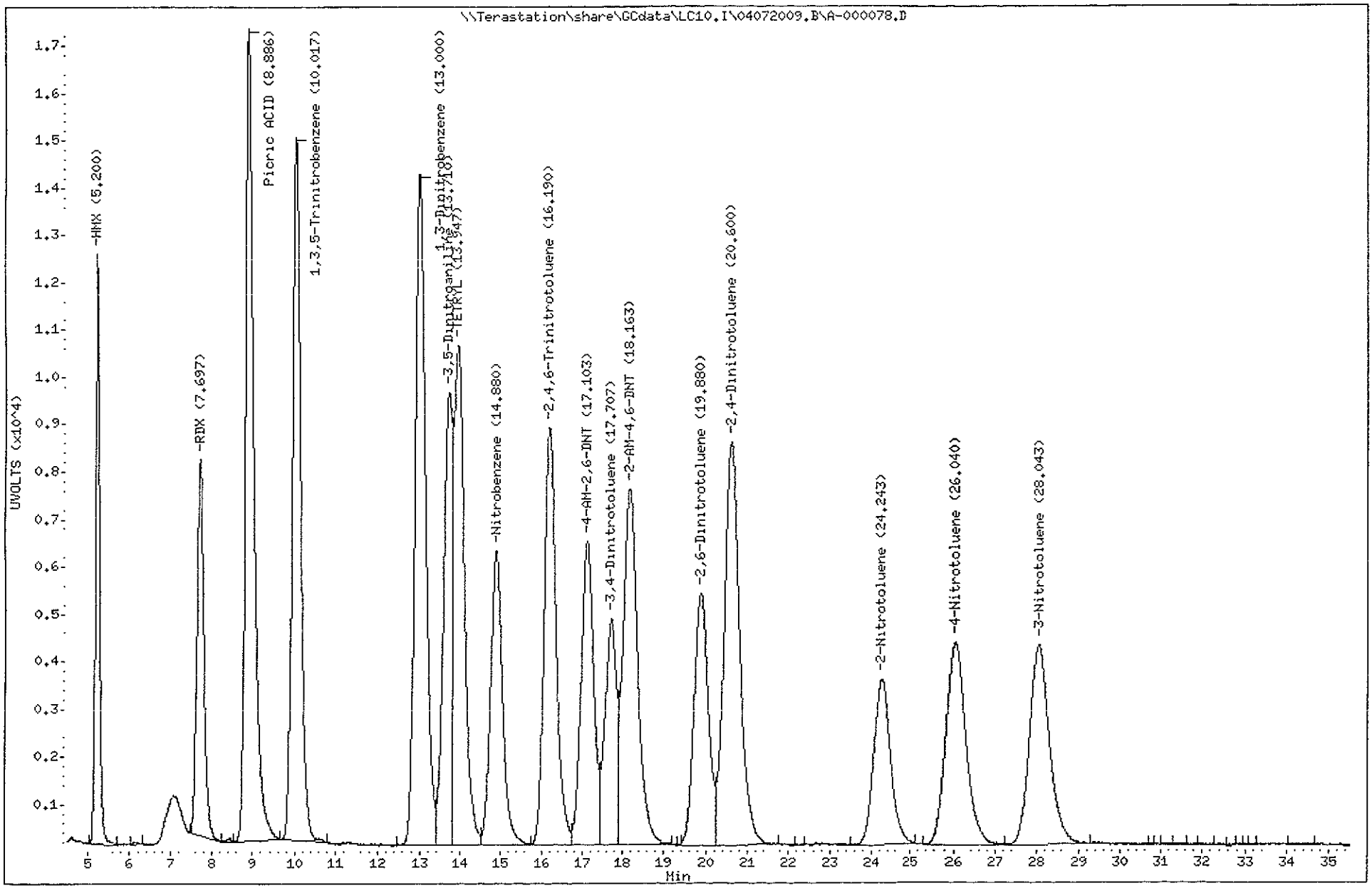

Test America West Sacramento

Method 8330

Data file : \\Terastation\share\GCdata\LC10.I\04072009.B\A-000078.D\A-000078
Lab Smp Id: STD_5 09GCSV0052 .2
Inj Date : 10-APR-2009 12:01
Operator : fhk Inst ID: LC10.i
Smp Info : STD_5 09GCSV0052 .2K/.1/.1/.1/.1;2
Misc Info : ;5; ; ; ;3;CAL.sub; ;0;1
Comment : SOP SAC-LC-0009
Method : \\Terastation\share\GCdata\LC10.I\04072009.B\8330AB.M\83302.m
Meth Date : 10-Apr-2009 12:47 tap Quant Type: AREA%
Cal Date : 27-SEP-2008 19:47 Cal File: A-000011.d
Als bottle: 93 Continuing Calibration Sample
Dil Factor: 1.00000
Integrator: Falcon+ Compound Sublist: CAL.sub
Target Version: 4.14
Processing Host: SACP307HPLC

RT	AREA	HEIGHT	HT/AREA	% HEIGHT		COMPOUNDS
8.886	354868	25213	0.071	17.15		5 Picric ACID
10.010	3502	248	0.071	0.16		
13.000	130915	7464	0.057	5.04		
13.960	340513	12615	0.037	8.52		
14.877	246565	12893	0.052	8.71		
15.433	144711	7699	0.053	5.20		11 Nitroglycerin
16.190	170835	8874	0.052	5.99		
17.103	204244	9984	0.049	6.74		
17.700	183542	9026	0.049	6.09	$	1 3,4-Dinitrotoluene
18.153	200671	8270	0.041	5.58		
19.880	231028	9828	0.043	6.64		
20.600	193710	7077	0.037	4.78		
24.247	249466	8416	0.034	5.68		
26.033	228766	7424	0.032	5.01		
27.240	428	69	0.161	0.04		
28.037	273093	8138	0.030	5.49		
29.513	149974	4039	0.027	2.72		20 PETN
31.310	3730	129	0.035	0.08		
32.047	424	49	0.116	0.03		
32.523	895	81	0.091	0.05		
32.863	1203	104	0.086	0.07		
33.096	1005	105	0.104	0.07		
33.377	890	80	0.090	0.05		
33.860	577	66	0.114	0.04		
34.187	519	54	0.104	0.03		
34.887	1040	63	0.061	0.04		
	3317115	148008		100.000		

Total unknown % height = 68.84

Data File: \\Terastation\share\GCdata\LC10,I\04072009,B\A-000078,D\A-000078,D
Date : 10-APR-2009 12:01
Client ID:
Sample Info: STD_5 09GCSV0052 ,2K/,1/,1/,1/,1;2

Instrument: LC10,1
Operator: fhk
Column diameter: 4.60

Column phase: SYNERGI HYDRORP C18

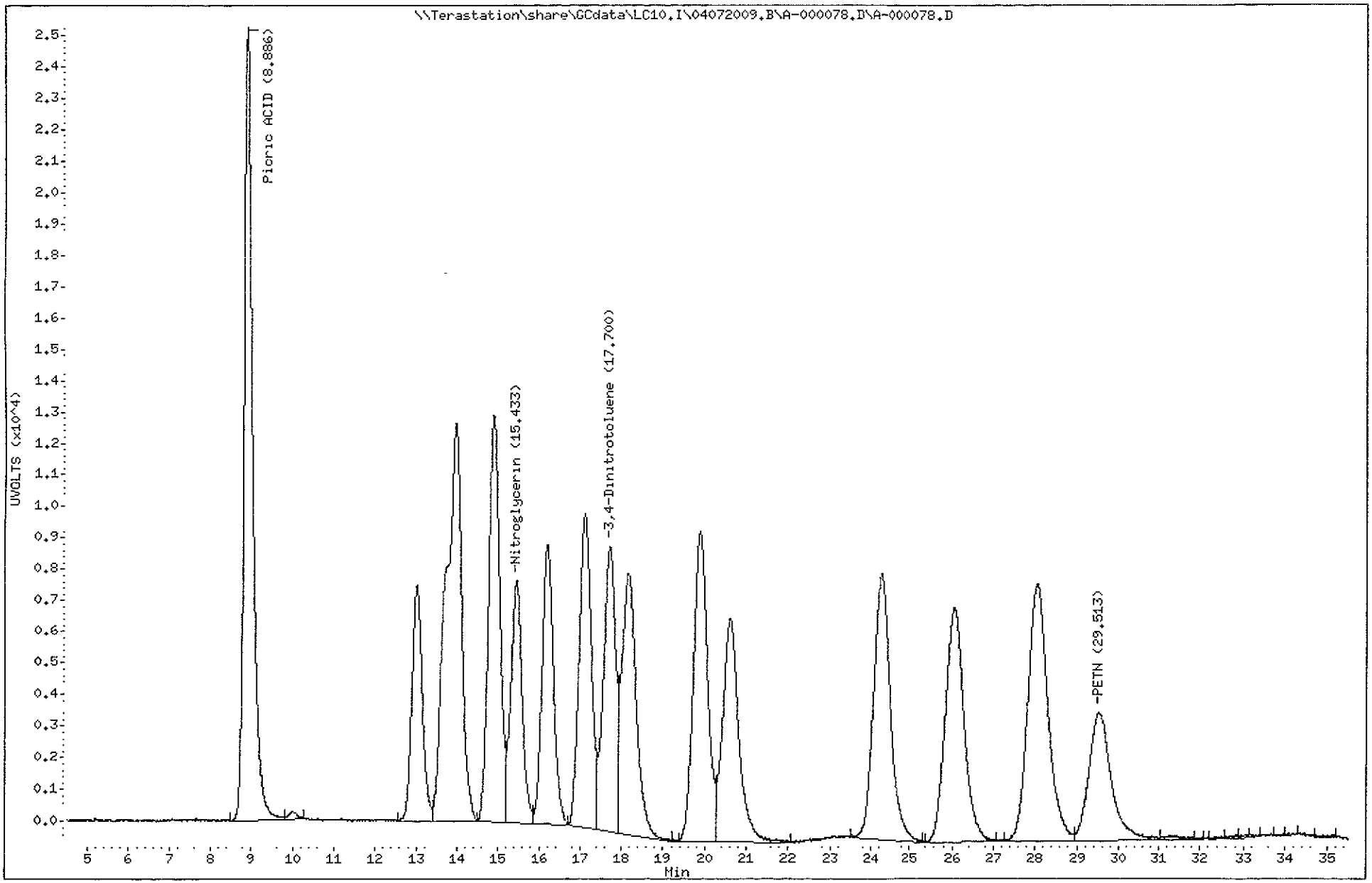

4257

North Canton

TestAmerica West Sacramento

A-000079.D

Chromatography Summary

Injection Date: 4/10/2009 12 52 **Operator:** fhk

DataFile: LC10 I\04072009 B\A-000079 D **Vial Num:** 94

Instrument ID: LC10

Method 8330 Target Analyte Results

Sample : **MRL_1 09GCSV0057 20/5/20/20/20ng/ml**

Method File: LC10 I\04072009.B\8330AB M

Start Cal Date: 9/27/2008 13.52 **End Cal Date:** 9/27/2008 19.47

Dilution Factor	Extract Volume	Sample Volume	Sample Weight
1X	0 mL	0 mL	0 g

Matrix: NONE **SubList:** CAL sub **SpikeList:**

Samp. Info: MRL_1 09GCSV0057 20/5/20/20/20ng/ml,2

Misc. Info: ;1; , , ,3,CAL sub; ;0,1

	Signal 1 UV 250-265							Signal 2 UV 358-205								
Compound Name	RT	Response	PPB	Spike Level	%D	Result	Flag	RT	Response	PPB	Spike Level	%D	Result	Flag	Limits(%)	Flag
3,4-Dinitrotoluene	17.73	921	19.4600<	~~20~~ 5	289%	Fails		17.72	1759	18.6900	~~20~~ 5	274%	Fails		(±15)	
HMX	5.21	589	4 6980<	5	-6%	Acceptable					5	-100%	Fails		(±15)	45
RDX	7 71	367	4 4850<	5	-10%	Acceptable					5	-100%	Fails		(±15)	45
Picric ACID	8.92	4405	52.1800	~~10~~	422%	Fails		8.92	6379	51.4500<	~~10~~	415%	Fails		(±15)	
1 3,5-Trinitrobenzene	10.03	786	5 2180<	5	4%	Acceptable					5	-100%	Fails		(±15)	45
1,3-Dinitrobenzene	13 01	717	4.9570<	5	-1%	Acceptable					5	-100%	Fails		(±15)	45
TETRYL	13.99	507	4 9790<	5	0%	Acceptable					5	-100%	Fails		(±15)	45
Nitrobenzene	14 93	305	4 7190<	5	-6%	Acceptable					5	-100%	Fails		(±15)	45
2,4,6-Trinitrotoluene	16 23	459	5.1540<	5	3%	Acceptable					5	-100%	Fails		(±15)	45
4-AM-2,6-DNT	17.15	333	5 1330<	5	3%	Acceptable					5	-100%	Fails		(±15)	45
2-AM-4,6-DNT	18.18	437	5.9490<	5	19%	Fails					5	-100%	Fails		(±15)	45
2,6-Dinitrotoluene	19.87	289	5.3940<	5	8%	Acceptable					5	-100%	Fails		(±15)	45
2,4-Dinitrotoluene	20.56	424	4 9760<	5	0%	Acceptable					5	-100%	Fails		(±15)	45
2-Nitrotoluene	24.28	190	5.3270<	5	7%	Acceptable	M				5	-100%	Fails		(±15)	45
4-Nitrotoluene	26.03	261	5.9670<	5	19%	Fails					5	-100%	Fails		(±15)	45
3-Nitrotoluene	28 04	227	5.2660<	5	5%	Acceptable					5	-100%	Fails		(±15)	45
Nitroglycerin				5	-100%	Fails		15.45	1586	21.2400<	~~20~~ 5	325%	Fails		(±15)	45
PETN				5	-100%	Fails		29.58	888	23.1200<	~~20~~ 5	362%	Fails		(±15)	45
3,5-Dinitroaniline	13 76	463	4 7750<	5	-4%	Acceptable					5	-100%	Fails		(±15)	45
EGDN				5	-100%	Fails					5	-100%	Fails		(±15)	

Notes:
M = Manually Integrated
D = Operator Disabled Result
O = Over Calibration Range

Signals Differ by More Than 40%
Signals Differ by More Than 50%

RE-INTEGRATION CODES

1 Poor Peak Shape
2 Poor Peak Resolution
3 Peak Not Integrated
4 Sample Matrix Interference
5 Column Bleed
6 Instrument Noise
7 Baseline Correction
8 Other (reason must be stated)

ALL RE-INTEGRATIONS MUST BE INITIALED, DATED AND COMMENTED

4/10/09

Printed: 4/10/2009 1:44 PM

TestAmerica West Sacramento

Method 8330

Data file : \\Terastation\share\GCdata\LC10.I\04072009.B\A-000079.d
Lab Smp Id: MRL_1 09GCSV0057 20
Inj Date : 10-APR-2009 12:52
Operator : fhk Inst ID: LC10.i
Smp Info : MRL_1 09GCSV0057 20/5/20/20/20ng/ml;2
Misc Info : ;1; ; ; ;3;CAL.sub; ;0;1
Comment : SOP SAC-LC-0009
Method : \\Terastation\share\GCdata\LC10.I\04072009.B\8330AB.M
Meth Date : 10-Apr-2009 13:43 kenneyf Quant Type: AREA%
Cal Date : 27-SEP-2008 19:47 Cal File: A-000011.d
Als bottle: 94 Continuing Calibration Sample
Dil Factor: 1.00000
Integrator: Falcon+ Compound Sublist: CAL.sub
Target Version: 4.14
Processing Host: SACP307FK

RT	AREA	HEIGHT	HT/AREA	% HEIGHT		COMPOUNDS
5.208	3415	589	0.172	4.77		2 HMX
7.711	3995	367	0.092	2.97		3 RDX
8.921	64038	4405	0.069	35.86		5 Picric ACID
10.031	10789	786	0.073	6.37		6 1,3,5-Trinitrobenze
12.371	281	47	0.167	0.38		
13.014	12221	717	0.059	5.81		7 1,3-Dinitrobenzene
13.761	6340	463	0.073	3.75		8 3,5-Dinitroaniline
13.988	9146	507	0.055	4.11		9 TETRYL
14.934	5682	305	0.054	2.47		10 Nitrobenzene
16.228	9263	459	0.050	3.72		12 2,4,6-Trinitrotolue
17.151	6912	333	0.048	2.70		13 4-AM-2,6-DNT
17.734	19285	921	0.048	7.46	$	1 3,4-Dinitrotoluene
18.178	9990	437	0.044	3.54		14 2-AM-4,6-DNT
19.201	110	31	0.283	0.25		
19.874	6579	289	0.044	2.34		15 2,6-Dinitrotoluene
20.561	11183	424	0.038	3.43		16 2,4-Dinitrotoluene
22.274	527	35	0.066	0.28		
23.271	541	41	0.076	0.33		
24.284	4758	190	0.040	1.54		17 2-Nitrotoluene
25.501	228	38	0.166	0.30		
25.768	761	87	0.114	0.70		
26.031	7005	261	0.037	2.11		18 4-Nitrotoluene
26.924	230	33	0.143	0.26		
27.621	186	50	0.269	0.40		
28.044	6597	227	0.034	1.84		19 3-Nitrotoluene
29.211	249	39	0.157	0.31		
29.888	269	28	0.104	0.22		
30.354	161	28	0.174	0.22		
31.214	1282	62	0.048	0.50		
32.288	468	34	0.073	0.27		
33.668	644	32	0.050	0.25		
34.244	335	29	0.087	0.23		
34.668	227	39	0.172	0.31		
	203698	12333		100.000		

RE-INTEGRATION CODES

1 Poor Peak Shape 5 Column Bleed
2 Poor Peak Resolution 6 Instrument Noise
3 Peak Not Integrated (7) Baseline Correction
4 Sample Matrix Interference 8 Other (reason must be stated)

ALL INTEGRATIONS MUST BE INITIALED, AND DATED

4/10/09

Total unknown % height = 5.210

Data File: \\Terastation\share\GCdata\LC10.I\04072009.B\A-000079.d
Date : 10-APR-2009 12:52
Client ID:
Sample Info: MRL_1 09GCSV0057 20/5/20/20/20ng/ml:2

Instrument: LC10.1
Operator: fhk
Column phase: SYNERGI HYDRORP C18
Column diameter: 4.60

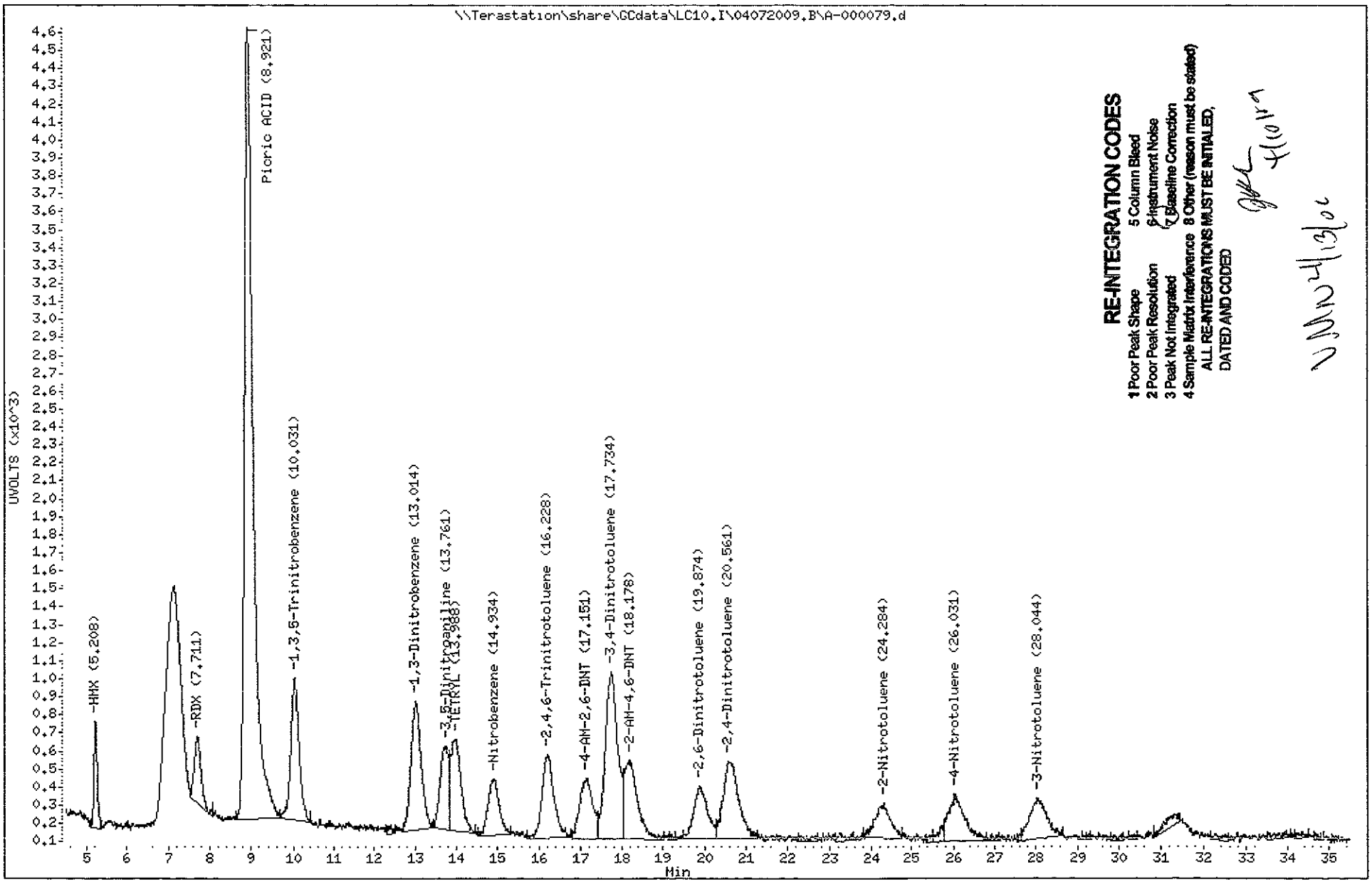

TestAmerica West Sacramento

A-000079.D

Chromatography Summary

Injection Date: 4/10/2009 12:52 **Operator:** fhk

DataFile: LC10 I\04072009 B\A-000079 D **Vial Num:** 94

Instrument ID: LC10

Method 8330 Target Analyte Results

Sample : **MRL_1 09GCSV0057 20/5/20/20/20ng/ml**

Method File: LC10 I\04072009 B\8330AB M

Start Cal Date: 9/27/2008 13:52 **End Cal Date:** 9/27/2008 19:47

Dilution Factor	Extract Volume	Sample Volume	Sample Weight
1X	0 mL	0 mL	0 g

Matrix: NONE **SubList:** CAL sub **SpikeList:**

Samp. Info: MRL_1 09GCSV0057 20/5/20/20/20ng/ml;2

Misc. Info: ;1; ; ; ;3;CAL sub; ;0;1

	Signal 1 UV 250-265							Signal 2 UV 358-205								
Compound Name	RT	Response	PPB	Spike Level	%D	Result	Flag	RT	Response	PPB	Spike Level	%D	Result	Flag	Limits(%)	Flag
3,4-Dinitrotoluene	**17.73**	**921**	**19.4600<**	**5**	**289%**	**Fails**		**17.72**	**1759**	**18.6900**	**5**	**274%**	**Fails**		(±15)	
HMX	5.21	589	4.6980<	5	-6%	Acceptable					5	-100%	Fails		(±15)	45
RDX	7.71	367	4.4850<	5	-10%	Acceptable					5	-100%	Fails		(±15)	45
Picric ACID	**8.92**	**4405**	**52.1800**	**10**	**422%**	**Fails**		**8.92**	**6379**	**51.4500<**	**10**	**415%**	**Fails**		(±15)	
1,3,5-Trinitrobenzene	10.03	786	5.2180<	5	4%	Acceptable					5	-100%	Fails		(±15)	45
1,3-Dinitrobenzene	13.01	717	4.9570<	5	-1%	Acceptable					5	-100%	Fails		(±15)	45
TETRYL	13.99	507	4.9790<	5	0%	Acceptable					5	-100%	Fails		(±15)	45
Nitrobenzene	14.93	305	4.7190<	5	-6%	Acceptable					5	-100%	Fails		(±15)	45
2,4,6-Trinitrotoluene	16.23	459	5.1540<	5	3%	Acceptable					5	-100%	Fails		(±15)	45
4-AM-2,6-DNT	17.15	333	5.1330<	5	3%	Acceptable					5	-100%	Fails		(±15)	45
2-AM-4,6-DNT	**18.18**	**437**	**5.9490<**	**5**	**19%**	**Fails**					5	-100%	Fails		(±15)	45
2,6-Dinitrotoluene	19.87	289	5.3940<	5	8%	Acceptable					5	-100%	Fails		(±15)	45
2,4-Dinitrotoluene	20.56	424	4.9760<	5	0%	Acceptable					5	-100%	Fails		(±15)	45
2-Nitrotoluene	**24.22**	**119**	**3.3360<**	**5**	**-33%**	**Fails**					5	-100%	Fails		(±15)	45
4-Nitrotoluene	**26.03**	**261**	**5.9670<**	**5**	**19%**	**Fails**					5	-100%	Fails		(±15)	45
3-Nitrotoluene	28.04	227	5.2660<	5	5%	Acceptable					5	-100%	Fails		(±15)	45
Nitroglycerin				**5**	**-100%**	**Fails**		**15.45**	**1586**	**21.2400<**	**5**	**325%**	**Fails**		(±15)	45
PETN				**5**	**-100%**	**Fails**		**29.58**	**888**	**23.1200<**	**5**	**362%**	**Fails**		(±15)	45
3,5-Dinitroaniline	13.76	463	4.7750<	5	-4%	Acceptable					5	-100%	Fails		(±15)	45
EGDN				**5**	**-100%**	**Fails**					5	-100%	Fails		(±15)	

Notes: M = Manually Integrated — Signals Differ by More Than 40%

D = Operator Disabled Result — Signals Differ by More Than 50%

O = Over Calibration Range

See reintegration.

fhk 4/10/09

Printed: 4/10/2009 1:43 PM

Test America West Sacramento

Method 8330

Data file : \\Terastation\share\GCdata\LC10.I\04072009.B\A-000079.D
Lab Smp Id: MRL_1 09GCSV0057 20
Inj Date : 10-APR-2009 12:52
Operator : fhk Inst ID: LC10.i
Smp Info : MRL_1 09GCSV0057 20/5/20/20/20ng/ml;2
Misc Info : ;1; ; ; ;3;CAL.sub; ;0;1
Comment : SOP SAC-LC-0009
Method : \\Terastation\share\GCdata\LC10.I\04072009.B\8330AB.m
Meth Date : 10-Apr-2009 13:38 tap Quant Type: AREA%
Cal Date : 27-SEP-2008 19:47 Cal File: A-000011.d
Als bottle: 94 Continuing Calibration Sample
Dil Factor: 1.00000
Integrator: Falcon+ Compound Sublist: CAL.sub
Target Version: 4.14
Processing Host: SACP307HPLC

RT	AREA	HEIGHT	HT/AREA	% HEIGHT			COMPOUNDS
5.208	3415	589	0.172	4.80		2	HMX
7.711	3995	367	0.092	2.99		3	RDX
8.921	64038	4405	0.069	36.10		5	Picric ACID
10.031	10789	786	0.073	6.41		6	1,3,5-Trinitrobenze
12.371	281	47	0.167	0.38			
13.014	12221	717	0.059	5.84		7	1,3-Dinitrobenzene
13.761	6340	463	0.073	3.77		8	3,5-Dinitroaniline
13.988	9146	507	0.055	4.13		9	TETRYL
14.934	5682	305	0.054	2.48		10	Nitrobenzene
16.228	9263	459	0.050	3.74		12	2,4,6-Trinitrotolue
17.151	6912	333	0.048	2.71		13	4-AM-2,6-DNT
17.734	19285	921	0.048	7.51	$	1	3,4-Dinitrotoluene
18.178	9990	437	0.044	3.56		14	2-AM-4,6-DNT
19.201	110	31	0.283	0.25			
19.874	6579	289	0.044	2.35		15	2,6-Dinitrotoluene
20.561	11183	424	0.038	3.45		16	2,4-Dinitrotoluene
22.274	527	35	0.066	0.28			
23.271	541	41	0.076	0.33			
24.224	2331	119	0.051	0.97		17	2-Nitrotoluene
25.501	228	38	0.166	0.30			
25.768	761	87	0.114	0.70			
26.031	7005	261	0.037	2.12		18	4-Nitrotoluene
26.924	230	33	0.143	0.26			
27.621	186	50	0.269	0.40			
28.044	6597	227	0.034	1.85		19	3-Nitrotoluene
29.211	249	39	0.157	0.31			
29.888	269	28	0.104	0.22			
30.354	161	28	0.174	0.22			
31.214	1282	62	0.048	0.50			
32.288	468	34	0.073	0.27			
33.668	644	32	0.050	0.26			
34.244	335	29	0.087	0.23			
34.668	227	39	0.172	0.31			
	201272	12262		100.000			

See reintegration.
4/10/09

Total unknown % height = 5.220

Data File: \\Terastation\share\GCdata\LC10.I\04072009.B\A-000079.D
Date : 10-APR-2009 12:52
Client ID:
Sample Info: MRL_1 09GCSV0057 20/5/20/20/20ng/ml;2
Column phase: SYNERGI HYDRORP C18

Instrument: LC10.i
Operator: fhk
Column diameter: 4.60



\\Terastation\share\GCdata\LC10.I\04072009.B\A-000079.D

See reintegration.

JWC 4/10/09

VM N 4/13/09

Page 2

Test America West Sacramento

Method 8330

Data file : \\Terastation\share\GCdata\LC10.I\04072009.B\A-000079.D\A-000079
Lab Smp Id: MRL_1 09GCSV0057 20
Inj Date : 10-APR-2009 12:52
Operator : fhk Inst ID: LC10.i
Smp Info : MRL_1 09GCSV0057 20/5/20/20/20ng/ml;2
Misc Info : ;1; ; ; ;3;CAL.sub; ;0;1
Comment : SOP SAC-LC-0009
Method : \\Terastation\share\GCdata\LC10.I\04072009.B\8330AB.M\83302.m
Meth Date : 10-Apr-2009 13:38 tap Quant Type: AREA%
Cal Date : 27-SEP-2008 19:47 Cal File: A-000011.d
Als bottle: 94 Continuing Calibration Sample
Dil Factor: 1.00000
Integrator: Falcon+ Compound Sublist: CAL.sub
Target Version: 4.14
Processing Host: SACP307HPLC

RT	AREA	HEIGHT	HT/AREA	% HEIGHT		COMPOUNDS
8.921	88239	6379	0.072	30.50		5 Picric ACID
13.011	8376	442	0.053	2.10		
14.028	22349	739	0.033	3.52		
14.898	14020	732	0.052	3.48		
15.454	30307	1586	0.052	7.55		11 Nitroglycerin
16.221	12322	577	0.047	2.74		
17.158	9319	508	0.055	2.41		
17.718	47154	1759	0.037	8.37	$	1 3,4-Dinitrotoluene
19.878	13877	537	0.039	2.55		
20.558	17709	510	0.029	2.42		
24.288	17304	498	0.029	2.37		
25.614	904	88	0.097	0.41		
26.024	13209	395	0.030	1.88		
27.068	1209	93	0.077	0.44		
27.488	1711	103	0.060	0.49		
28.021	18577	474	0.026	2.25		
28.961	833	148	0.178	0.70		
29.578	35201	888	0.025	4.23		20 PETN
30.611	746	102	0.137	0.48		
31.308	160171	4209	0.026	20.05		
33.418	526	59	0.112	0.28		
33.648	784	96	0.122	0.45		
34.371	2284	70	0.031	0.33		
	517132	20992		100.000		

Total unknown % height = 49.35

Data File: \\Terastation\share\GCdata\LC10.I\04072009.B\A-000079.D\A-000079.D
Date : 10-APR-2009 12:52
Client ID:
Sample Info: MRL_1 09GCSV0057 20/5/20/20/20ng/ml;2

Column phase: SYNERGI HYDRORP C18

Instrument: LC10.i

Operator: fhk
Column diameter: 4.60

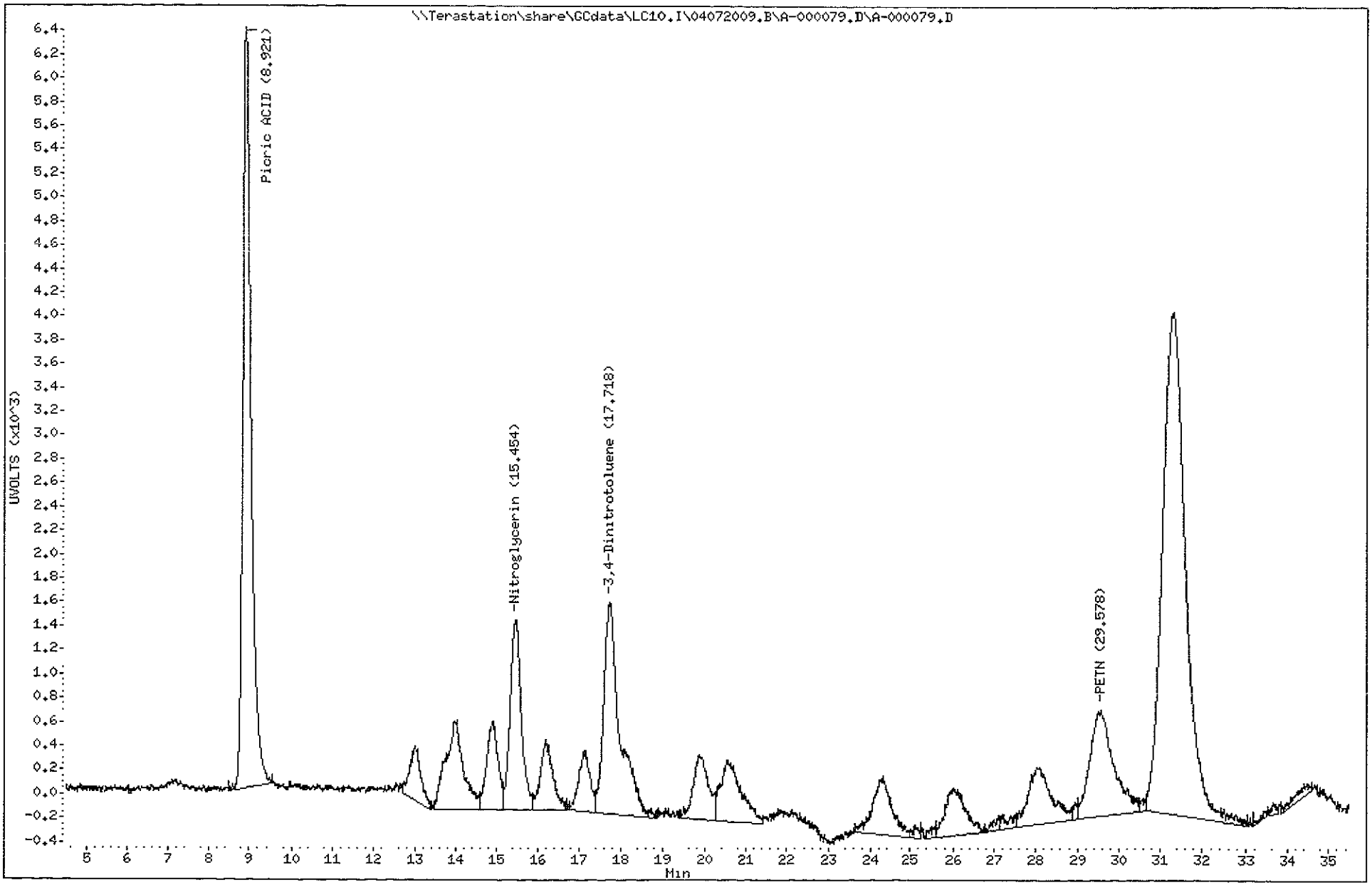

4265
North Canton

Initial Calibration

Includes (as applicable):

runlog

standard raw data

statistical summary

ms tune data

TestAmerica
THE LEADER IN ENVIRONMENTAL TESTING

West Sacramento

GC/HPLC ICAL Checklist

Instrument ID: LC10-C18 ICAL ID: 09272008 Method: 8330A

Analytes Included in curve (with dates): All

A. Included Sections of ICAL	Analyst	Reviewer	N/A
1. ICAL Summary included (for both columns if applicable).	—	✓	
2. ICAL Runlog included.	✓	✓	
3. ICV Included and moved to after summary.	✓	✓	
4. PEM meets requirements and is included for 8081.			—
5. Alkane Marker included for 8015 TPH.			—
6. ICAL Raw Data included for all analytes.	—	✓	
B. ICAL Summary			
1. All analytes meet %RSD or linear regression requirements.	—	✓	
2. ICAL meets requirements stated in SOP.	—	✓	
2. Any levels dropped are reviewed and appropriate.	NA		—
3. All analytes in ICAL are in the ICAL summary.	✓	✓	
4. RFs are calculated correctly. Perform Manual calculation.	—	✓	
C. ICAL Analysis			
1. Manual Integrations reviewed and appropriate.			—
2. All peaks correctly identified.	—	✓	
3. No analytes have saturated peaks.	—	✓	
4. RT windows set correctly (8015 TPH).			—
5. ICV meets requirements and is run after the ICAL.	—	✓	
6. Standards used in ICAL are current.	—	✓	
7. ICAL is copied to source method.	—	✓	

Curve Valid for:	Yes	No	Criteria
Standard SOP	✓		RSD ≤20%, r≥ 0.995 (intercept <1/2RL for 8081,8082, NQ, 8310) and (<RL for 8330) and r>0.990 (intercept <RL for 8015), ICV≤15%, PEM ≤15%
DOD QSM V3	✓		RSD ≤20%, r≥ 0.995, ICV≤20%, PEM ≤15%
AFCEE 3.1	✓		RSD ≤20%, r≥ 0.995, ICV≤15%, PEM ≤15%
AFCEE 4.0	✓		RSD ≤20%, r≥ 0.995, ICV≤20% (8081, 8082, 8015) and ICV≤25% (8330,8310), PEM ≤15%

Analyst: [signature] Date: 9/30/08

Reviewer: [signature] Date: 9/30/08

Comments:

TestAmerica West Sacramento

INITIAL CALIBRATION DATA

Start Cal Date : 27-SEP-2008 13:52
End Cal Date : 27-SEP-2008 19:47
Quant Method : ESTD
Origin : Disabled
Target Version : 4.14
Integrator : Falcon
Method file : \\Terastation\share\GCdata\LC10.I\09272008.B\8330AB.M
Last Edit : 30-Sep-2008 11:42 kenneyf
Curve Type : Average

Calibration File Names:
Level 1: \\Terastation\share\GCdata\GCdata\LC10.I\09272008.B\A-000004.d
Level 2: \\Terastation\share\GCdata\GCdata\LC10.I\09272008.B\A-000005.d
Level 3: \\Terastation\share\GCdata\GCdata\LC10.I\09272008.B\A-000006.d
Level 4: \\Terastation\share\GCdata\GCdata\LC10.I\09272008.B\A-000007.d
Level 5: \\Terastation\share\GCdata\GCdata\LC10.I\09272008.B\A-000008.d
Level 6: \\Terastation\share\GCdata\GCdata\LC10.I\09272008.B\A-000009.d
Level 7: \\Terastation\share\GCdata\GCdata\LC10.I\09272008.B\A-000010.d
Level 8: \\Terastation\share\GCdata\GCdata\LC10.I\09272008.B\A-000011.d

Compound	5.000 Level 1	10 000 Level 2	20.000 Level 3	50.000 Level 4	100.000 Level 5	200.000 Level 6	RRF	% RSD	
	500.000 Level 7	1000 000 Level 8							
2 HMX	117	126	126	127	126	127			
	127	127					125	2.629	
3 RDX	79.40000	84.20000	80.50000	82.28000	80.63000	81.89500			
	83.09600	82.56600					81.82088	1.909	
4 EGDN	+++++	+++++	+++++	+++++	+++++	+++++			
	+++++	+++++					+++++	+++++	<-
5 Picric ACID	+++++	+++++	85.72000	89.27000	86.24500	83.37800			
	84.50700	77.35300					84.41217	4.726	
6 1,3,5-Trinitrobenzene	151	150	150	152	149	150			
	152	151					151	0.595	
7 1,3-Dinitrobenzene	148	149	143	143	141	144			
	145	144					145	1.732	
8 3,5-Dinitroaniline	102	99	93.95000	95.70000	93.12000	96.91000			
	97.73600	97.41400					96.95375	2.831	
9 TETRYL	107	106	99	101	98.18000	102			
	102	99					102	3.088	

TestAmerica West Sacramento

INITIAL CALIBRATION DATA

Start Cal Date : 27-SEP-2008 13:52
End Cal Date : 27-SEP-2008 19:47
Quant Method : ESTD
Origin : Disabled
Target Version : 4.14
Integrator : Falcon
Method file : \\Terastation\share\GCdata\LC10.I\09272008.B\8330AB.M
Last Edit : 30-Sep-2008 11:42 kenneyf
Curve Type : Average

Compound	5.000 Level 1	10.000 Level 2	20.000 Level 3	50.000 Level 4	100.000 Level 5	200.000 Level 6	RRF	% RSD
	500 000 Level 7	1000 000 Level 8						
10 Nitrobenzene	71.20000	67.20000	61.95000	63.20000	61.14000	63.89500		
	64.63000	63.84600					64.63262	4.974
11 Nitroglycerin	+++++	+++++	+++++	+++++	+++++	+++++		
	+++++	+++++					+++++	+++++
12 2,4,6-Trinitrotoluene	92.40000	93.90000	88.35000	88.48000	86.89000	87.73000		
	87.93000	86.71900					89.04988	2.961
13 4-AM-2,6-DNT	67.40000	68.00000	64.90000	63.96000	63.13000	63.77500		
	64.00000	63.80100					64.87075	2.804
14 2-AM-4,6-DNT	76.80000	75.50000	72.70000	73.04000	71.83000	72.59000		
	72.70000	72.47700					73.45463	2.360
15 2,6-Dinitrotoluene	57.00000	54.70000	53.10000	52.72000	52.62000	52.98500		
	52.85200	52.63400					53.57637	2.876
16 2,4-Dinitrotoluene	88.00000	85.40000	85.65000	84.78000	83.90000	84.51000		
	84.76400	84.60200					85.20075	1.469
17 2-Nitrotoluene	36.20000	36.70000	35.70000	35.14000	35.24000	35.48500		
	35.61600	35.27000					35.66888	1.501
18 4-Nitrotoluene	46.60000	45.20000	43.35000	42.96000	42.63000	43.06000		
	43.24000	42.85800					43.73725	3.210
19 3-Nitrotoluene	44.20000	45.60000	43.20000	42.24000	42.12000	42.54500		
	42.71200	42.26900					43.11075	2.816
20 PETN	+++++	+++++	+++++	+++++	+++++	+++++		
	+++++	+++++					+++++	+++++

TestAmerica West Sacramento

INITIAL CALIBRATION DATA

Start Cal Date : 27-SEP-2008 13:52
End Cal Date : 27-SEP-2008 19:47
Quant Method : ESTD
Origin : Disabled
Target Version : 4.14
Integrator : Falcon
Method file : \\Terastation\share\GCdata\LC10.I\09272008.B\8330AB.M
Last Edit : 30-Sep-2008 11:42 kenneyf
Curve Type : Average

Compound	5.000 Level 1	10.000 Level 2	20.000 Level 3	50.000 Level 4	100.000 Level 5	200.000 Level 6	RRF	% RSD
	500.000 Level 7	1000.000 Level 8						
$ 1 3,4-Dinitrotoluene	+++++	46 70000	46.85000	46 92000	46.78000	46.88500		
	47.89000	49.18800					47.31614	1.941

Report Date: 30-Sep-2008 12:06

Calibration History

Method : \\Terastation\share\GCdata\LC10.I\09272008.B\8330AB.M
Start Cal Date: 27-SEP-2008 13:52
End Cal Date : 27-SEP-2008 19:47
Last Cal Level: 8
Last Cal Type : Initial Calibration

Initial Calibration

Injection Date	Sublist	Calibration File
Cal Level: 1 , Cal Amount: 5.00000		
27-SEP-2008 13:52	CAL	\\Terastation\share\GCdata\LC10.I\09272008.B\A-000004.d
Cal Level: 2 , Cal Amount: 10.00000		
27-SEP-2008 14:43	CAL	\\Terastation\share\GCdata\LC10.I\09272008.B\A-000005.d
Cal Level: 3 , Cal Amount: 20.00000		
27-SEP-2008 15:34	CAL	\\Terastation\share\GCdata\LC10.I\09272008.B\A-000006.d
Cal Level: 4 , Cal Amount: 50.00000		
27-SEP-2008 16:24	CAL	\\Terastation\share\GCdata\LC10.I\09272008.B\A-000007.d
Cal Level: 5 , Cal Amount: 100.00000		
27-SEP-2008 17:15	CAL	\\Terastation\share\GCdata\LC10.I\09272008.B\A-000008.d
Cal Level: 6 , Cal Amount: 200.00000		
27-SEP-2008 18:05	CAL	\\Terastation\share\GCdata\LC10.I\09272008.B\A-000009.d
Cal Level: 7 , Cal Amount: 500.00000		
27-SEP-2008 18:56	CAL	\\Terastation\share\GCdata\LC10.I\09272008.B\A-000010.d
Cal Level: 8 , Cal Amount: 1000.00000		

27-SEP-2008 19:47	CAL	
\\Terastation\share\GCdata\LC10.I\09272008.B\A-000011.d		

Continuing Calibration
Ccal Level Mode: BY SAMPLE

27-SEP-2008 17:15	CAL	
\\Terastation\share\GCdata\LC10.I\09272008.B\A-000008.d		

TestAmerica West Sacramento

INITIAL CALIBRATION DATA

Start Cal Date : 27-SEP-2008 13:52
End Cal Date : 27-SEP-2008 19:47
Quant Method : ESTD
Origin : Disabled
Target Version : 4.14
Integrator : Falcon
Method file : \\Terastation\share\GCdata\LC10.I\09272008.B\8330AB.M\8330
Last Edit : 30-Sep-2008 12:32 kenneyf
Curve Type : Average

Calibration File Names:
Level 1: \\Terastation\share\GCdata\GCdata\LC10.I\09272008.B\A-000004.d\A-00
Level 2: \\Terastation\share\GCdata\GCdata\LC10.I\09272008.B\A-000005.d\A-00
Level 3: \\Terastation\share\GCdata\GCdata\LC10.I\09272008.B\A-000006.d\A-00
Level 4: \\Terastation\share\GCdata\GCdata\LC10.I\09272008.B\A-000007.d\A-00
Level 5: \\Terastation\share\GCdata\GCdata\LC10.I\09272008.B\A-000008.d\A-00
Level 6: \\Terastation\share\GCdata\GCdata\LC10.I\09272008.B\A-000009.d\A-00
Level 7: \\Terastation\share\GCdata\GCdata\LC10.I\09272008.B\A-000010.d\A-00
Level 8: \\Terastation\share\GCdata\GCdata\LC10.I\09272008.B\A-000011.d\A-00

Compound	5.000 Level 1	10.000 Level 2	20 000 Level 3	50.000 Level 4	100.000 Level 5	200.000 Level 6	RRF	% RSD	
	500.000 Level 7	1000.000 Level 8							
2 HMX	+++++	+++++	+++++	+++++	+++++	+++++			
	+++++	+++++					+++++	+++++	
3 RDX	+++++	+++++	+++++	+++++	+++++	+++++			
	+++++	+++++					+++++	+++++	
4 EGDN	+++++	+++++	+++++	+++++	+++++	+++++			
	+++++	+++++					+++++	+++++	<-
5 Picric ACID	+++++	+++++	126	133	127	122			
	124	113					124	4.825	
6 1,3,5-Trinitrobenzene	+++++	+++++	+++++	+++++	+++++	+++++			
	+++++	+++++					+++++	+++++	
7 1,3-Dinitrobenzene	+++++	+++++	+++++	+++++	+++++	+++++			
	+++++	+++++					+++++	+++++	
8 3,5-Dinitroaniline	+++++	+++++	+++++	+++++	+++++	+++++			
	+++++	+++++					+++++	+++++	
9 TETRYL	+++++	+++++	+++++	+++++	+++++	+++++			
	+++++	+++++					+++++	+++++	

TestAmerica West Sacramento

INITIAL CALIBRATION DATA

Start Cal Date : 27-SEP-2008 13:52
End Cal Date : 27-SEP-2008 19:47
Quant Method : ESTD
Origin : Disabled
Target Version : 4.14
Integrator : Falcon
Method file : \\Terastation\share\GCdata\LC10.I\09272008.B\8330AB.M\8330
Last Edit : 30-Sep-2008 12:32 kenneyf
Curve Type : Average

Compound	5.000 Level 1	10 000 Level 2	20.000 Level 3	50 000 Level 4	100.000 Level 5	200 000 Level 6	RRF	% RSD
	500.000 Level 7	1000.000 Level 8						
10 Nitrobenzene	+++++	+++++	+++++	+++++	+++++	+++++		
	+++++	+++++					+++++	+++++
11 Nitroglycerin	+++++	+++++	75.35000	74.06000	73.19000	73.06000		
	76.04600	76.29300					74.66650	1.908
12 2,4,6-Trinitrotoluene	+++++	+++++	+++++	+++++	+++++	+++++		
	+++++	+++++					+++++	+++++
13 4-AM-2,6-DNT	+++++	+++++	+++++	+++++	+++++	+++++		
	+++++	+++++					+++++	+++++
14 2-AM-4,6-DNT	+++++	+++++	+++++	+++++	+++++	+++++		
	+++++	+++++					+++++	+++++
15 2,6-Dinitrotoluene	+++++	+++++	+++++	+++++	+++++	+++++		
	+++++	+++++					+++++	+++++
16 2,4-Dinitrotoluene	+++++	+++++	+++++	+++++	+++++	+++++		
	+++++	+++++					+++++	+++++
17 2-Nitrotoluene	+++++	+++++	+++++	+++++	+++++	+++++		
	+++++	+++++					+++++	+++++
18 4-Nitrotoluene	+++++	+++++	+++++	+++++	+++++	+++++		
	+++++	+++++					+++++	+++++
19 3-Nitrotoluene	+++++	+++++	+++++	+++++	+++++	+++++		
	+++++	+++++					+++++	+++++
20 PETN	+++++	+++++	38.70000	39.22000	37 69000	38.42500		
	38 12000	38.32400					38.41317	1.353

TestAmerica West Sacramento

INITIAL CALIBRATION DATA

Start Cal Date : 27-SEP-2008 13:52
End Cal Date : 27-SEP-2008 19:47
Quant Method : ESTD
Origin : Disabled
Target Version : 4.14
Integrator : Falcon
Method file : \\Terastation\share\GCdata\LC10.I\09272008.B\8330AB.M\8330
Last Edit : 30-Sep-2008 12:32 kenneyf
Curve Type : Average

Compound	5.000 Level 1	10.000 Level 2	20 000 Level 3	50.000 Level 4	100.000 Level 5	200.000 Level 6	___ RRF	% RSD
	500 000 Level 7	1000 000 Level 8						
$ 1 3,4-Dinitrotoluene	+++++	91.90000	95.35000	94.04000	93.04000	92.95500	94 10195	1.785
	94.51667	96.91200						

Report Date: 30-Sep-2008 12:36

Calibration History

Method : \\Terastation\share\GCdata\LC10.I\09272008.B\8330AB.M\83302.M
Start Cal Date: 27-SEP-2008 13:52
End Cal Date : 27-SEP-2008 19:47
Last Cal Level: 8
Last Cal Type : Initial Calibration

Initial Calibration

Injection Date	Sublist	Calibration File
Cal Level: 1 , Cal Amount: 5.00000		
27-SEP-2008 13:52	CAL	\\Terastation\share\GCdata\LC10.I\09272008.B\A-000004.d\A-000004.d
Cal Level: 2 , Cal Amount: 10.00000		
27-SEP-2008 14:43	CAL	\\Terastation\share\GCdata\LC10.I\09272008.B\A-000005.d\A-000005.d
Cal Level: 3 , Cal Amount: 20.00000		
27-SEP-2008 15:34	CAL	\\Terastation\share\GCdata\LC10.I\09272008.B\A-000006.d\A-000006.d
Cal Level: 4 , Cal Amount: 50.00000		
27-SEP-2008 16:24	CAL	\\Terastation\share\GCdata\LC10.I\09272008.B\A-000007.d\A-000007.d
Cal Level: 5 , Cal Amount: 100.00000		
27-SEP-2008 17:15	CAL	\\Terastation\share\GCdata\LC10.I\09272008.B\A-000008.d\A-000008.d
Cal Level: 6 , Cal Amount: 200.00000		
27-SEP-2008 18:05	CAL	\\Terastation\share\GCdata\LC10.I\09272008.B\A-000009.d\A-000009.d
Cal Level: 7 , Cal Amount: 500.00000		
27-SEP-2008 18:56	CAL	\\Terastation\share\GCdata\LC10.I\09272008.B\A-000010.d\A-000010.d
Cal Level: 8 , Cal Amount: 1000.00000		

27-SEP-2008 19:47	CAL	
\\Terastation\share\GCdata\LC10.I\09272008.B\A-000011.d\A-000011.d		

Continuing Calibration
Ccal Level Mode: BY SAMPLE

27-SEP-2008 16:24	CAL	
\\Terastation\share\GCdata\LC10.I\09272008.B\A-000007.d\A-000007.d		

TestAmerica West Sacramento
GC/LC INSTRUMENT LOG

Inst ID: LC10 Batch ID: 09272008
Method : Method 8330 Test : SOP SAC-LC-0009
ICAL Date: See Calibration Report

Date	Time	Operator	Sample ID	File ID	Vol or Wt	Extract Vol	Diln	Comments
27-SEP-2008	11:20	fhk	PRIMER	A-000001.	0 g	0 mL	1	
27-SEP-2008	12:11	fhk	PRIMER	A-000002.	0 g	0 mL	1	
27-SEP-2008	13:02	fhk	Blank	A-000003.	0 g	0 mL	1	
27-SEP-2008	13:52	fhk	STD_1 08GCSV0252 5.0/0/0/0ng/m	A-000004.	0 g	0 mL	1	
27-SEP-2008	14:43	fhk	STD_2 08GCSV0253 10/20/10/10ng	A-000005.	0 g	0 mL	1	
27-SEP-2008	15 34	fhk	STD_3 08GCSV0254 20/50/20/20ng	A-000006.	0 g	0 mL	1	
27-SEP-2008	16:24	fhk	STD_4 08GCSV0255 50/100/50/50n	A-000007.	0 g	0 mL	1	
27-SEP-2008	17:15	fhk	STD_5 08GCSV0258 100/200/100/1	A-000008	0 g	0 mL	1	
27-SEP-2008	18:05	fhk	STD_6 08GCSV0259 200/500/200/2	A-000009.	0 g	0 mL	1	
27-SEP-2008	18:56	fhk	STD_7 08GCSC0260 500/1000/500/	A-000010.	0 g	0 mL	1	
27-SEP-2008	19:47	fhk	STD_8 08GCSV0261 1000/2000/100	A-000011.	0 g	0 mL	1	
27-SEP-2008	20:37	fhk	Blank	A-000012.	0 g	0 mL	1	
27-SEP-2008	21:28	fhk	ICV_6 08GCSV0135 100/200/100/1	A-000013.	0 g	0 mL	1	
27-SEP-2008	22 19	fhk	STD_5 08GCSV0258 100/200/100/1	A-000014.	0 g	0 mL	1	

TestAmerica West Sacramento

A-000013.D

Chromatography Summary

Injection Date: 9/27/2008 21:28 **Operator:** fbk

DataFile: LC10 I\09272008 B\A-000013.D **Vial Num:** 20

Instrument ID: LC10

Method 8330 Target Analyte Results

Sample : **ICV_6 08GCSV0135 100/200/100/100ng/mL**

Method File: LC10.I\09272008 B\8330AB M

Start Cal Date: 9/27/2008 13:52 **End Cal Date:** 9/27/2008 19:47

Dilution Factor	Extract Volume	Sample Volume	Sample Weight
1X	0 mL	0 mL	0 g

Matrix: NONE **SubList:** CAL sub **SpikeList:**

Samp. Info: ICV_6 08GCSV0135 100/200/100/100ng/mL;2

Misc. Info: ,6; ; , ,3,CAL.sub, ,0,1

	Signal 1 UV 250-265							Signal 2 UV 358-205								
Compound Name	RT	Response	PPB	Spike Level	%D	Result	Flag	RT	Response	PPB	Spike Level	%D	Result	Flag	Limits(%)	Flag
3,4-Dinitrotoluene	18 69	9022	190.7000<	200	-5%	Acceptable		18 70	17952	190 8000	200	-5%	Acceptable		(±15)	
HMX	5.31	25559	203 9000<	200	2%	Acceptable					200	-100%	Fails		(±15)	45
RDX	7 97	15689	191.7000<	200	-4%	Acceptable					200	-100%	Fails		(±15)	45
Picric ACID	9.21	41952	497.0000	500	-1%	Acceptable		9 21	61649	497 3000<	500	-1%	Acceptable		(±15)	
1,3,5-Trinitrobenzene	10 40	28345	188.2000<	200	-6%	Acceptable					200	-100%	Fails		(±15)	45
1,3-Dinitrobenzene	13 59	26803	185.3000<	200	-7%	Acceptable					200	-100%	Fails		(±15)	45
TETRYL	14 72	17979	176 6000<	200	-12%	Acceptable					200	-100%	Fails		(±15)	45
Nitrobenzene	15 57	11948	184 9000<	200	-8%	Acceptable					200	-100%	Fails		(±15)	45
2,4,6-Trinitrotoluene	17 02	16676	187.3000<	200	-6%	Acceptable					200	-100%	Fails		(±15)	45
4-AM-2,6-DNT	18 16	11745	181.0000<	200	-10%	Acceptable					200	-100%	Fails		(±15)	45
2-AM-4,6-DNT	19 32	13573	184.8000<	200	-8%	Acceptable					200	-100%	Fails		(±15)	45
2,6-Dinitrotoluene	21 03	9900	184.8000<	200	-8%	Acceptable					200	-100%	Fails		(±15)	45
2,4-Dinitrotoluene	21.80	15718	184 5000<	200	-8%	Acceptable					200	-100%	Fails		(±15)	45
2-Nitrotoluene	25 68	6799	190 6000<	200	-5%	Acceptable					200	-100%	Fails		(±15)	45
4-Nitrotoluene	27 61	8163	186.6000<	200	-7%	Acceptable					200	-100%	Fails		(±15)	45
3-Nitrotoluene	29.76	8057	186 9000<	200	-7%	Acceptable					200	-100%	Fails		(±15)	45
Nitroglycerin				200	-100%	Fails		16 19	15609	209.0000<	200	5%	Acceptable		(±15)	45
PETN				200	-100%	Fails		31 44	7499	195.2000<	200	-2%	Acceptable		(±15)	45
3,5-Dinitroaniline	14 47	17382	179 3000<	200	-10%	Acceptable					200	-100%	Fails		(±15)	45
EGDN				200	-100%	Fails	NA				200	-100%	Fails	NA	(±15)	

passes ICV criteria ±15%
9/30/08

Notes.
M = Manually Integrated
D = Operator Disabled Result
O = Over Calibration Range

Signals Differ by More Than 40%
Signals Differ by More Than 50%

Printed: 9/30/2008 12:38 PM

Test America West Sacramento

Method 8330

Data file : \\Terastation\share\GCdata\LC10.I\09272008.B\A-000013.D
Lab Smp Id: ICV_6 08GCSV0135 10
Inj Date : 27-SEP-2008 21:28
Operator : fhk Inst ID: LC10.i
Smp Info : ICV_6 08GCSV0135 100/200/100/100ng/mL;2
Misc Info : ;6; ; ; ;3;CAL.sub; ;0;1
Comment : SOP SAC-LC-0009
Method : \\Terastation\share\GCdata\LC10.I\09272008.B\8330AB.m
Meth Date : 27-Sep-2008 22:14 tap Quant Type: AREA%
Cal Date : 17-APR-2008 03:14 Cal File: A-000011.d
Als bottle: 20 Continuing Calibration Sample
Dil Factor: 1.00000
Integrator: Falcon+ Compound Sublist: CAL.sub
Target Version: 4.14
Processing Host: SACP307HPLC

RT	AREA	HEIGHT	HT/AREA	% HEIGHT		COMPOUNDS
4.970	661	88	0.133	0.03		
5.310	166517	25559	0.153	8.93	2	HMX
7.967	182212	15689	0.086	5.48	3	RDX
8.647	1381	128	0.093	0.04		
9.213	580188	41952	0.072	14.80	5	Picric ACID
10.397	388900	28345	0.073	9.91	6	1,3,5-Trinitrobenze
11.837	3196	166	0.052	0.05		
13.593	465283	26803	0.058	9.37	7	1,3-Dinitrobenzene
14.467	270363	17382	0.064	6.07	8	3,5-Dinitroaniline
14.717	317737	17979	0.057	6.28	9	TETRYL
15.573	236146	11948	0.051	4.17	10	Nitrobenzene
17.023	331906	16676	0.050	5.83	12	2,4,6-Trinitrotolue
18.163	247970	11745	0.047	4.10	13	4-AM-2,6-DNT
18.693	193073	9022	0.047	3.15	$ 1	3,4-Dinitrotoluene
19.320	333036	13573	0.041	4.74	14	2-AM-4,6-DNT
21.033	233369	9900	0.042	3.46	15	2,6-Dinitrotoluene
21.797	406817	15718	0.039	5.49	16	2,4-Dinitrotoluene
23.260	365	36	0.099	0.01		
24.303	184	33	0.180	0.01		
25.677	198484	6799	0.034	2.37	17	2-Nitrotoluene
27.613	255661	8163	0.032	2.85	18	4-Nitrotoluene
29.757	272047	8057	0.030	2.81	19	3-Nitrotoluene
31.190	125	32	0.256	0.01		
31.807	249	35	0.140	0.01		
32.413	332	29	0.087	0.01		
33.403	197	22	0.112	0.00		
33.617	164	35	0.213	0.01		
34.580	144	30	0.209	0.01		
	5086707	285944		100.000		

Total unknown % height = 0.1900

Data File: \\Terastation\share\GCdata\LC10.I\09272008.B\A-000013.D
Date : 27-SEP-2008 21:28
Client ID:
Sample Info: ICV_6 08GCSV0135 100/200/100/100ng/mL;2

Instrument: LC10.i
Operator: fhk
Column phase: SYNERGI HYDRORP C18
Column diameter: 4.60

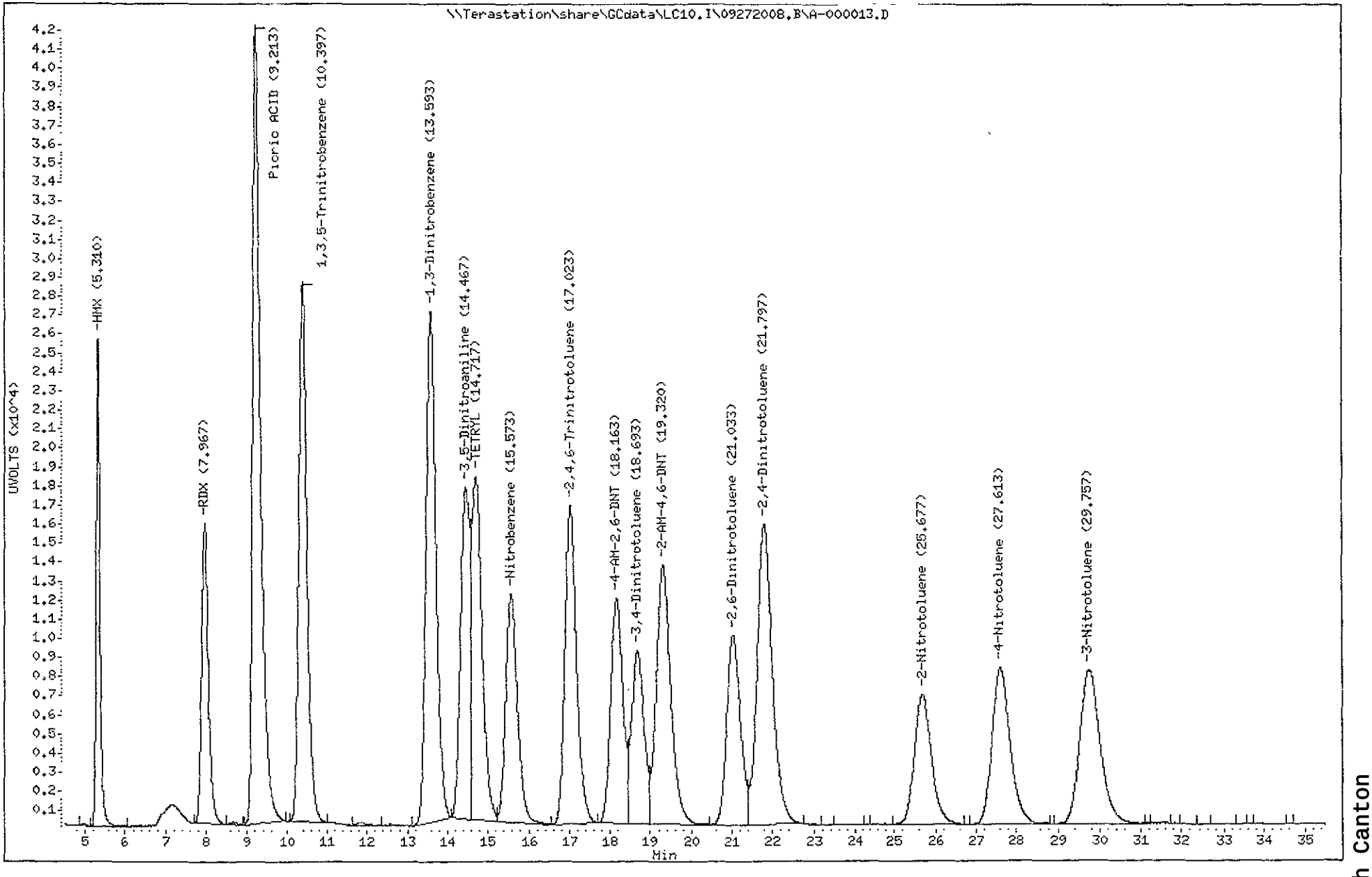

Test America West Sacramento

Method 8330

Data file : \\Terastation\share\GCdata\LC10.I\09272008.B\A-000013.D\A-000013
Lab Smp Id: ICV_6 08GCSV0135 10
Inj Date : 27-SEP-2008 21:28
Operator : fhk Inst ID: LC10.i
Smp Info : ICV_6 08GCSV0135 100/200/100/100ng/mL;2
Misc Info : ;6; ; ; ;3;CAL.sub; ;0;1
Comment : SOP SAC-LC-0009
Method : \\Terastation\share\GCdata\LC10.I\09272008.B\8330AB.M\83302.m
Meth Date : 27-Sep-2008 22:14 tap Quant Type: AREA%
Cal Date : 17-APR-2008 03:14 Cal File: A-000011.d
Als bottle: 20 Continuing Calibration Sample
Dil Factor: 1.00000
Integrator: Falcon+ Compound Sublist: CAL.sub
Target Version: 4.14
Processing Host: SACP307HPLC

RT	AREA	HEIGHT	HT/AREA	% HEIGHT		COMPOUNDS
9.213	864233	61649	0.071	20.02		5 Picric ACID
10.387	8899	505	0.057	0.16		
13.593	248148	14208	0.057	4.58		
14.477	197154	14874	0.075	4.80		
14.727	423572	22122	0.052	7.14		
15.573	494192	25511	0.052	8.24		
16.193	299066	15609	0.052	5.04		11 Nitroglycerin
17.023	342776	17237	0.050	5.56		
18.167	401820	19098	0.048	6.16		
18.697	388799	17952	0.046	5.79	$	1 3,4-Dinitrotoluene
19.320	372285	15087	0.041	4.87		
21.033	445357	18403	0.041	5.94		
21.797	356128	13307	0.037	4.29		
25.677	477959	16314	0.034	5.26		
27.613	445512	14294	0.032	4.61		
29.767	530288	15752	0.030	5.08		
31.440	271354	7499	0.028	2.42		20 PETN
32.957	306	57	0.186	0.01		
33.163	336	68	0.203	0.02		
34.327	472	50	0.106	0.01		
	6568657	309596		100.000		

Total unknown % height = 66.73

Data File: \\Terastation\share\GCdata\LC10.I\09272008.B\A-000013.D\A-000013.D
Date : 27-SEP-2008 21:28
Client ID:
Sample Info: ICV_6 08GCSV0135 100/200/100/100ng/mL;2

Instrument: LC10.i
Operator: fhk
Column diameter: 4.60

Column phase: SYNERGI HYDRORP C18

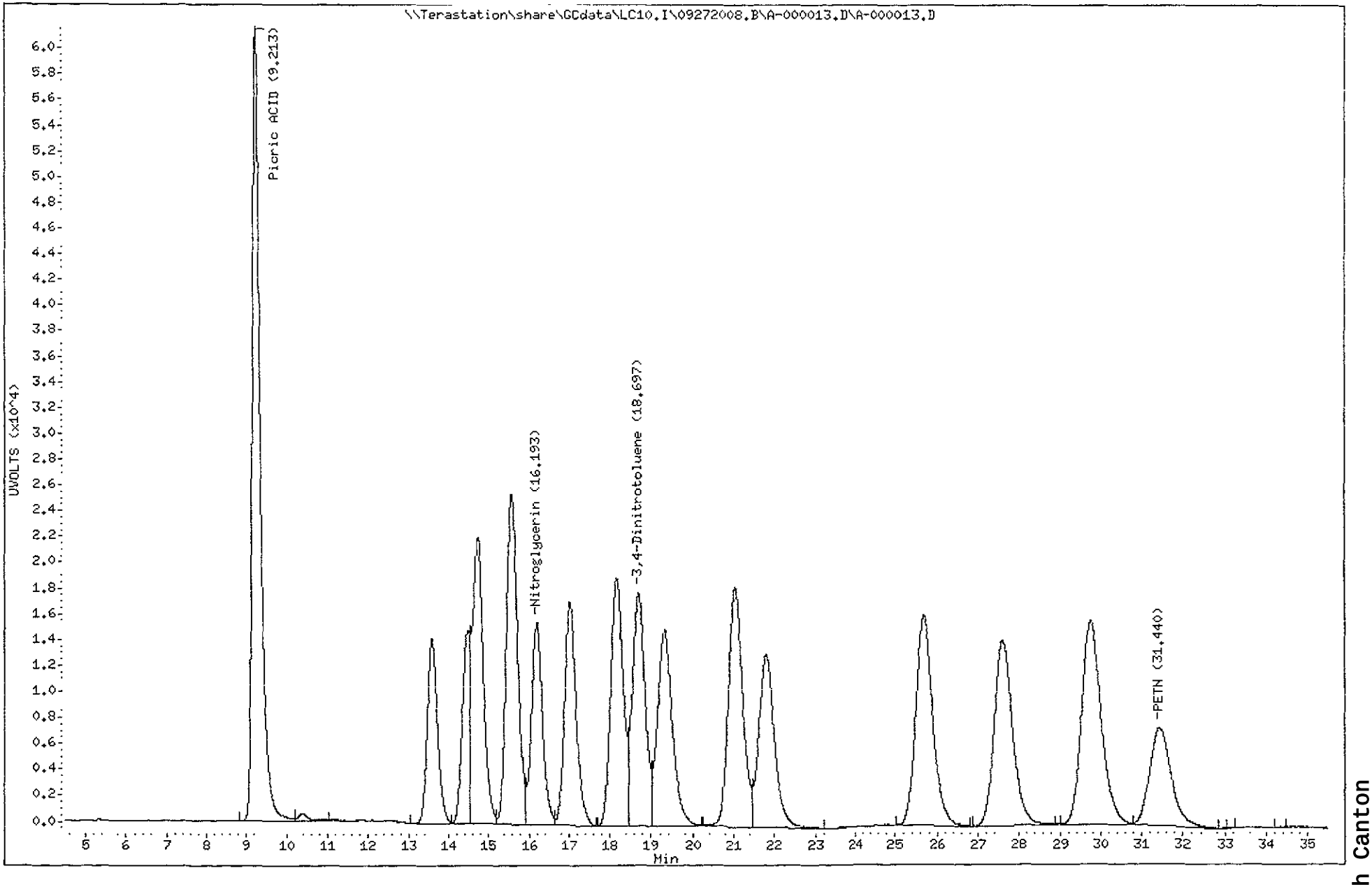

4283

North Canton

TestAmerica West Sacramento

A-000003.D

Chromatography Summary

Injection Date: 9/27/2008 13:02 **Operator:** fhk

DataFile: LC10.I\09272008 B\A-000003.D **Vial Num:** 11

Method 8330 Target Analyte Results

Instrument ID: LC10

Sample : **Blank**

Method File: LC10 I\09272008 B\8330AB M

Start Cal Date: 4/16/2008 20 58 **End Cal Date:** 4/17/2008 3 14

Dilution Factor	Extract Volume	Sample Volume	Sample Weight
1X	0 mL	0 mL	0 g

Matrix: NONE **SubList:** CAL.sub **SpikeList:**

Samp. Info: Blank;0

Misc. Info: ; , ; , ;3,CAL sub, ,0,1

	Signal 1 UV 250-265					Signal 2 UV 358-205							
Compound Name	RT	Diff	Response	PPB	Flag	RT	Diff	Response	PPB	Flag	MDL	RL	Flag
3,4-Dinitrotoluene	**18.84**	**0.150**	**34**	**0.7250<**							**0.0000**	**0.00**	**45**
HMX											0 0000	0.00	
RDX											0 0000	0.00	
Picric ACID											0 0000	0 00	
1,3,5-Trinitrobenzene											0 0000	0 00	
1,3-Dinitrobenzene											0 0000	0 00	
TETRYL											0 0000	0.00	
Nitrobenzene											0 0000	0.00	
2,4,6-Trinitrotoluene											0 0000	0.00	
4-AM-2,6-DNT											0 0000	0 00	
2-AM-4,6-DNT											0 0000	0.00	
2,6-Dinitrotoluene											0.0000	0.00	
2,4-Dinitrotoluene											0.0000	0 00	
2-Nitrotoluene	**25.58**	**-0.084**	**32**	**0.8760<**							**0.0000**	**0.00**	**45**
4-Nitrotoluene											0.0000	0.00	
3-Nitrotoluene											0.0000	0 00	
Nitroglycerin											0 0000	0.00	
PETN											0 0000	0 00	
3,5-Dinitroaniline											0 0000	0 00	
EGDN											0 0000	0.00	

Surrogates:	Spiked	Recovered	%Rec	Spiked	Recovered	%Rec	Limits
3,4-Dinitrotoluene	**50.0000**	**0.7250**	**1**	**50.0000**		**0**	**0--1.#QNAN**

Notes: M = Manually Integrated — Signals Differ by More Than 40%

D = Operator Disabled Result — Signals Differ by More Than 50%

O = Over Calibration Range

Printed: 9/27/2008 2:28 PM

Test America West Sacramento

Method 8330

Data file : \\Terastation\share\GCdata\LC10.I\09272008.B\A-000003.D
Lab Smp Id: Blank
Inj Date : 27-SEP-2008 13:02
Operator : fhk Inst ID: LC10.i
Smp Info : Blank;0
Misc Info : ; ; ; ; ;3;CAL.sub; ;0;1
Comment : SOP SAC-LC-0009
Method : \\Terastation\share\GCdata\LC10.I\09272008.B\8330AB.m
Meth Date : 27-Sep-2008 13:03 kenneyf Quant Type: AREA%
Cal Date : 17-APR-2008 03:14 Cal File: A-000011.d
Als bottle: 11
Dil Factor: 1.00000
Integrator: Falcon+ Compound Sublist: CAL.sub
Target Version: 4.14
Processing Host: SACP307HPLC

RT	AREA	HEIGHT	HT/AREA	% HEIGHT	COMPOUNDS
5.553	116	0	0.000	0.00	
9.577	1386	87	0.063	23.37	
18.837	467	34	0.073	9.11	$ 1 3,4-Dinitrotoluene
20.060	255	31	0.121	8.31	
25.577	460	32	0.070	8.57	17 2-Nitrotoluene
26.343	626	38	0.061	10.18	
26.867	360	35	0.097	9.38	
30.127	586	35	0.060	9.38	
32.770	749	48	0.064	12.86	
34.457	533	33	0.062	8.84	
	5539	373		100.000	

Total unknown % height = 82.32

Data File: \\Terastation\share\GCdata\LC10.I\09272008.B\A-000003.D
Date : 27-SEP-2008 13:02
Client ID:
Sample Info: Blank;0

Instrument: LC10.1
Operator: fhk
Column phase: SYNERGI HYDRORP C18
Column diameter: 4.60

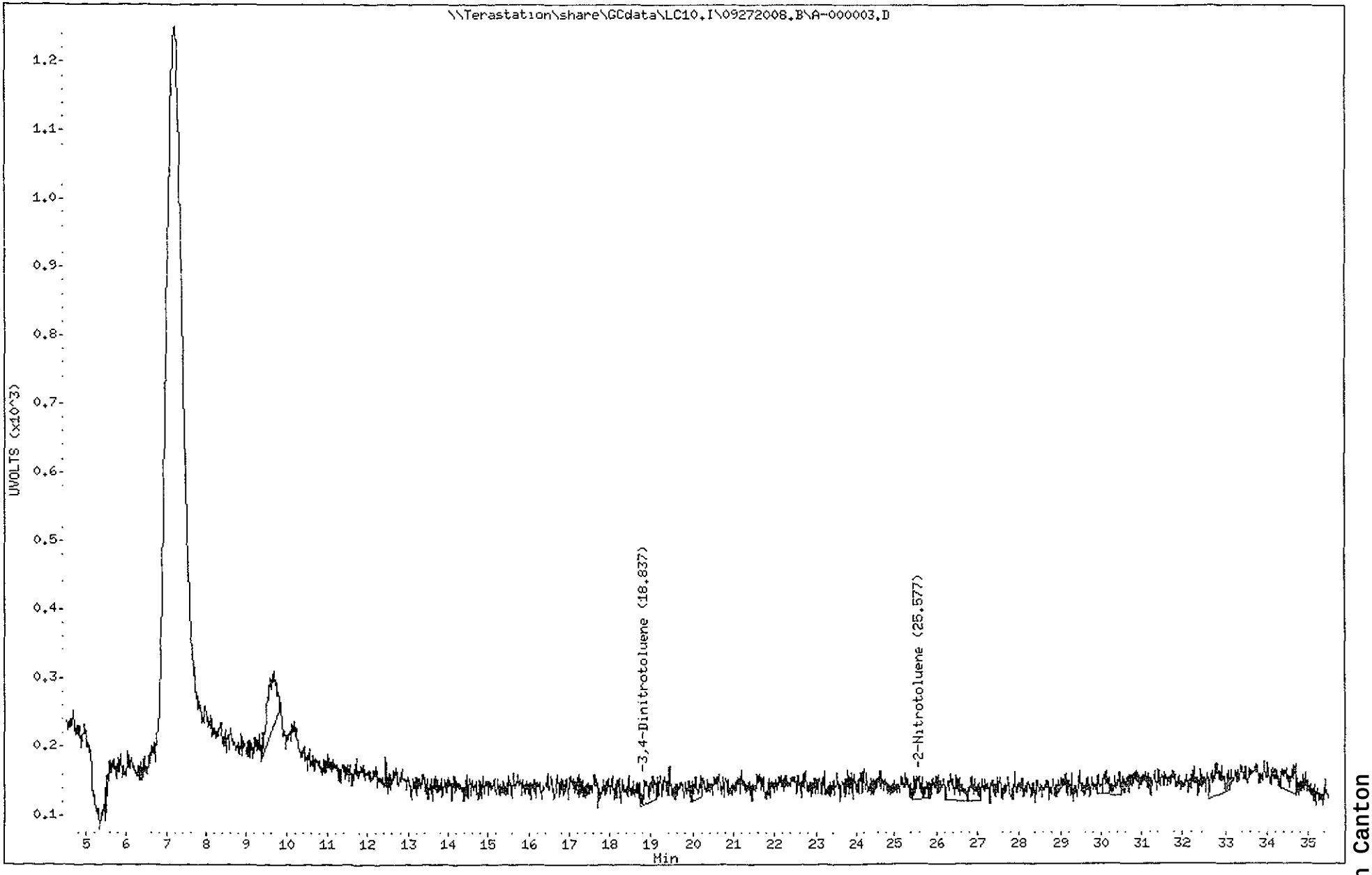

4286

North Canton

Test America West Sacramento

Method 8330

Data file : \\Terastation\share\GCdata\LC10.I\09272008.B\A-000003.D\A-000003
Lab Smp Id: Blank
Inj Date : 27-SEP-2008 13:02
Operator : fhk Inst ID: LC10.i
Smp Info : Blank;0
Misc Info : ; ; ; ; ;3;CAL.sub; ;0;1
Comment : SOP SAC-LC-0009
Method : \\Terastation\share\GCdata\LC10.I\09272008.B\8330AB.M\83302.m
Meth Date : 27-Sep-2008 12:57 tap Quant Type: AREA%
Cal Date : 17-APR-2008 03:14 Cal File: A-000011.d
Als bottle: 11
Dil Factor: 1.00000
Integrator: Falcon+ Compound Sublist: CAL.sub
Target Version: 4.14
Processing Host: SACP307HPLC

RT	AREA	HEIGHT	HT/AREA	% HEIGHT	COMPOUNDS
26.173	1122	53	0.047	6.07	
26.607	528	59	0.112	6.75	
28.073	624	64	0.103	7.33	
29.137	307	39	0.127	4.46	
29.853	5512	140	0.025	16.08	
30.837	1074	84	0.078	9.62	
31.163	1099	93	0.085	10.65	
32.630	187	64	0.343	7.33	
32.773	404	56	0.139	6.41	
33.477	3037	107	0.035	12.25	
34.327	285	62	0.218	7.10	
34.543	383	52	0.136	5.95	
	14560	873		100.000	

Total unknown % height = 100.0

Data File: \\Terastation\share\GCdata\LC10.I\09272008.B\A-000003.D\A-000003.D
Date : 27-SEP-2008 13:02
Client ID:
Sample Info: Blank;0

Instrument: LC10.1

Operator: fhk
Column diameter: 4.60

Column phase: SYNERGI HYDRORP C18



4288
North Canton

Test America West Sacramento

A-000004.D

Chromatography Summary

Method 8330 Target Analyte Results

Injection Date: 9/27/2008 13:52 Operator: fnk

DataFile: LC10 I\09272008 B\A-000004.D Vial Num: 12

Instrument ID: LC10

Sample : **STD_1 08GCSV0252 5.0/0/0/0ng/mL**

Method File: LC10 I\09272008 B\8330AB M

Start Cal Date: 4/16/2008 20:58 End Cal Date: 4/17/2008 3:14

Dilution Factor	Extract Volume	Sample Volume	Sample Weight
1X	0 mL	0 mL	0 g

Matrix: NONE SubList: CAL sub SpikeList:

Samp. Info: STD_1 08GCSV0252 5.0/0/0/0ng/mL,1

Misc Info: ;1, , , ,3,CAL sub, ,0,1

	Signal 1 UV 250-265					Signal 2 UV 358-205				
Compound Name	RT	Response	Spike Level	Flag	Response Factor	RT	Response	Spike Level	Flag	Response Factor
3,4-Dinitrotoluene			5		0			5		0
HMX	5.31	587	5		117.4			5		0
RDX	7.96	397	5		79.4			5		0
Picric ACID			10		0			10		0
1,3,5-Trinitrobenzene	10.41	755	5		151			5		0
1,3-Dinitrobenzene	13.61	739	5		147.8			5		0
TETRYL	14.71	535	5		107			5		0
Nitrobenzene	15.56	356	5		71.2			5		0
2,4,6-Trinitrotoluene	17.05	462	5		92.4			5		0
4-AM-2,6-DNT	18.17	337	5		67.4			5		0
2-AM-4,6-DNT	19.34	384	5		76.8			5		0
2,6-Dinitrotoluene	21.03	285	5		57			5		0
2,4-Dinitrotoluene	21.79	440	5		88			5		0
2-Nitrotoluene	25.71	181	5		36.2			5		0
4-Nitrotoluene	27.64	233	5		46.6			5		0
3-Nitrotoluene	29.75	221	5		44.2			5		0
Nitroglycerin			5		0			5		0
PETN			5		0	31.53	46	5		9.2
3,5-Dinitroaniline	14.46	508	5		101.6			5		0
EGDN			5		0			5		0

Notes

M = Manually Integrated

D = Operator Disabled Result

O = Over Calibration Range

Signals Differ by More Than 40%

Signals Differ by More Than 50%

Printed: 9/27/2008 3:02 PM

TestAmerica West Sacramento

Method 8330

Data file : \\Terastation\share\GCdata\LC10.I\09272008.B\A-000004.d
Lab Smp Id: STD_1 08GCSV0252 5.
Inj Date : 27-SEP-2008 13:52
Operator : fhk Inst ID: LC10.i
Smp Info : STD_1 08GCSV0252 5.0/0/0/0ng/mL;1
Misc Info : ;1; ; ; ;3;CAL.sub; ;0;1
Comment : SOP SAC-LC-0009
Method : \\Terastation\share\GCdata\LC10.I\09272008.B\8330AB.m
Meth Date : 27-Sep-2008 15:01 kenneyf Quant Type: AREA%
Cal Date : 17-APR-2008 03:14 Cal File: A-000011.d
Als bottle: 12 Calibration Sample, Level: 1
Dil Factor: 1.00000
Integrator: Falcon+ Compound Sublist: CAL.sub
Target Version: 4.14
Processing Host: SACP307FK

RT	AREA	HEIGHT	HT/AREA	% HEIGHT	COMPOUNDS
5.314	3349	587	0.175	8.67	2 HMX
7.964	4719	397	0.084	5.86	3 RDX
10.407	10416	755	0.072	11.31	6 1,3,5-Trinitrobenze
13.610	13038	739	0.057	10.92	7 1,3-Dinitrobenzene
14.464	8296	508	0.061	7.50	8 3,5-Dinitroaniline
14.707	9774	535	0.055	7.90	9 TETRYL
15.557	7572	356	0.047	5.26	10 Nitrobenzene
17.047	9951	462	0.046	6.82	12 2,4,6-Trinitrotolue
18.170	8295	337	0.041	4.98	13 4-AM-2,6-DNT
19.344	10018	384	0.038	5.67	14 2-AM-4,6-DNT
21.034	6943	285	0.041	4.21	15 2,6-Dinitrotoluene
21.790	11702	440	0.038	6.50	16 2,4-Dinitrotoluene
22.654	396	35	0.088	0.51	
25.404	359	52	0.145	0.76	
25.707	4308	181	0.042	2.67	17 2-Nitrotoluene
27.637	7947	233	0.029	3.44	18 4-Nitrotoluene
28.840	100	23	0.231	0.33	
29.264	128	31	0.243	0.45	
29.754	7898	221	0.028	3.26	19 3-Nitrotoluene
30.617	193	45	0.233	0.66	
32.470	416	34	0.082	0.50	
32.837	209	29	0.139	0.42	
33.370	363	35	0.097	0.51	
33.983	96	28	0.291	0.41	
34.347	291	33	0.113	0.48	
	126777	6765		100.000	

Total unknown % height = 5.030

Data File: \\Terastation\share\GCdata\LC10.I\09272008.B\A-000004.d
Date : 27-SEP-2008 13:52
Client ID:
Sample Info: STD_1 08CCSV0252 5.0/0/0/0ng/mL;1

Instrument: LC10.i
Operator: fhk
Column phase: SYNERGI HYDROPP C18
Column diameter: 4.60

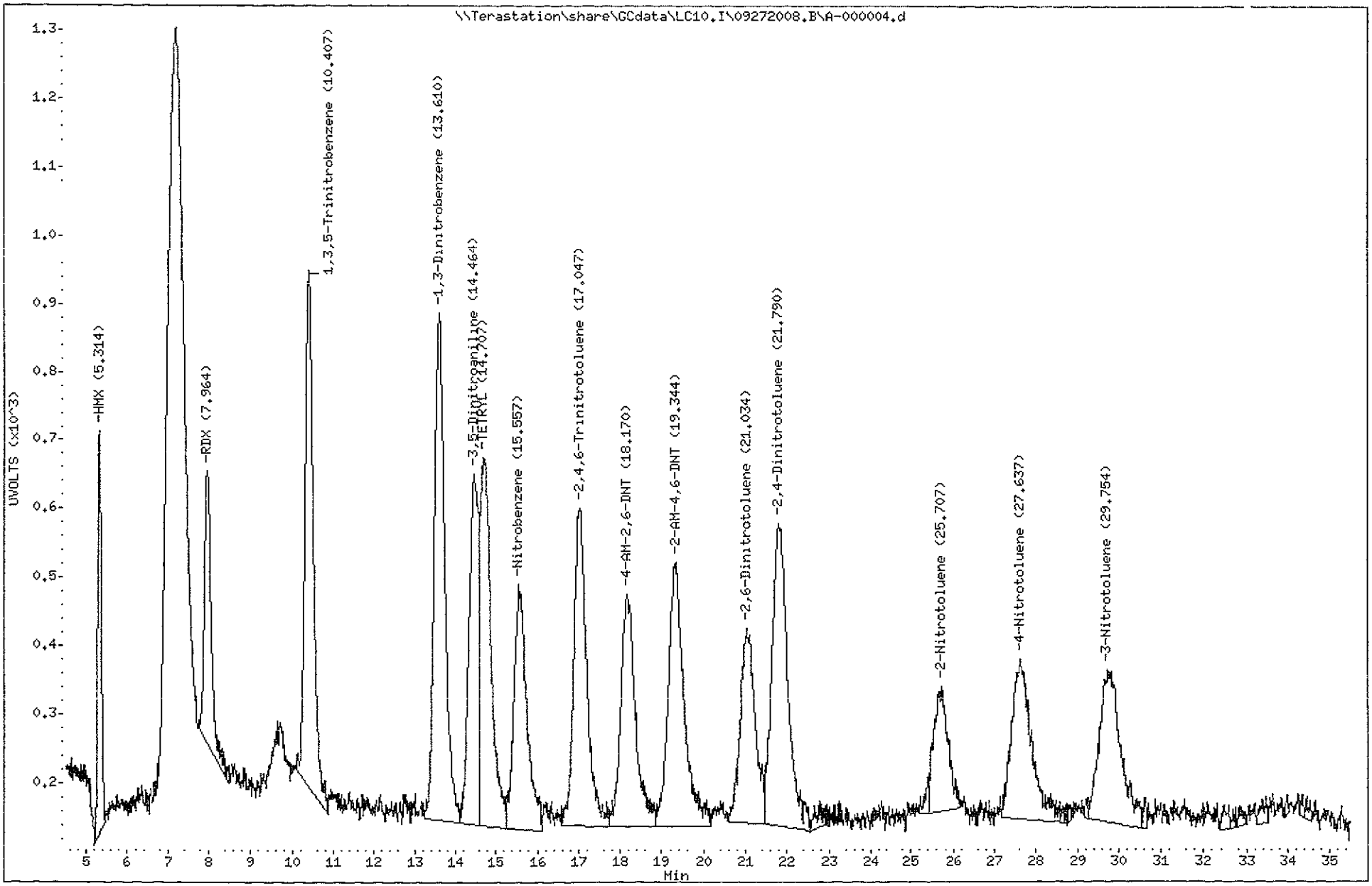

4291
North Canton

TestAmerica West Sacramento

Method 8330

Data file : \\Terastation\share\GCdata\LC10.I\09272008.B\A-000004.d\A-000004
Lab Smp Id: STD_1 08GCSV0252 5.
Inj Date : 27-SEP-2008 13:52
Operator : fhk Inst ID: LC10.i
Smp Info : STD_1 08GCSV0252 5.0/0/0/0ng/mL;1
Misc Info : ;1; ; ; ;3;CAL.sub; ;0;1
Comment : SOP SAC-LC-0009
Method : \\Terastation\share\GCdata\LC10.I\09272008.B\8330AB.M\83302.m
Meth Date : 27-Sep-2008 15:02 kenneyf Quant Type: AREA%
Cal Date : 17-APR-2008 03:14 Cal File: A-000011.d
Als bottle: 12 Calibration Sample, Level: 1
Dil Factor: 1.00000
Integrator: Falcon+ Compound Sublist: CAL.sub
Target Version: 4.14
Processing Host: SACP307FK

RT	AREA	HEIGHT	HT/AREA	% HEIGHT	COMPOUNDS
13.610	9024	473	0.052	7.41	
14.724	19204	690	0.036	10.91	
15.570	15667	675	0.043	10.58	
17.060	11177	495	0.044	7.76	
18.174	11350	530	0.047	8.30	
19.310	10692	432	0.040	6.77	
21.020	14103	525	0.037	8.23	
21.764	11934	419	0.035	6.56	
25.704	12584	424	0.034	6.64	
26.874	269	62	0.230	0.97	
27.624	17124	468	0.027	7.33	
29.690	15361	468	0.030	7.33	
31.534	493	46	0.093	0.72	20 PETN
31.744	396	73	0.184	1.14	
32.150	1717	113	0.066	1.77	
32.270	2746	137	0.050	2.14	
32.980	799	45	0.056	0.70	
33.267	342	39	0.114	0.61	
33.580	527	67	0.127	1.05	
33.974	1503	87	0.058	1.36	
34.450	2848	110	0.039	1.72	
	159860	6378		100.000	

Total unknown % height = 99.28

Data File: \\Terastation\share\GCdata\LC10.I\09272008.B\A-000004.d\A-000004.d
Date : 27-SEP-2008 13:52
Client ID:
Sample Info: STD_1 08GCSV0252 5.0/0/0/0ng/mL;1

Instrument: LC10.1
Operator: fhk
Column diameter: 4.60

Column phase: SYNERGI HYDRORP C18

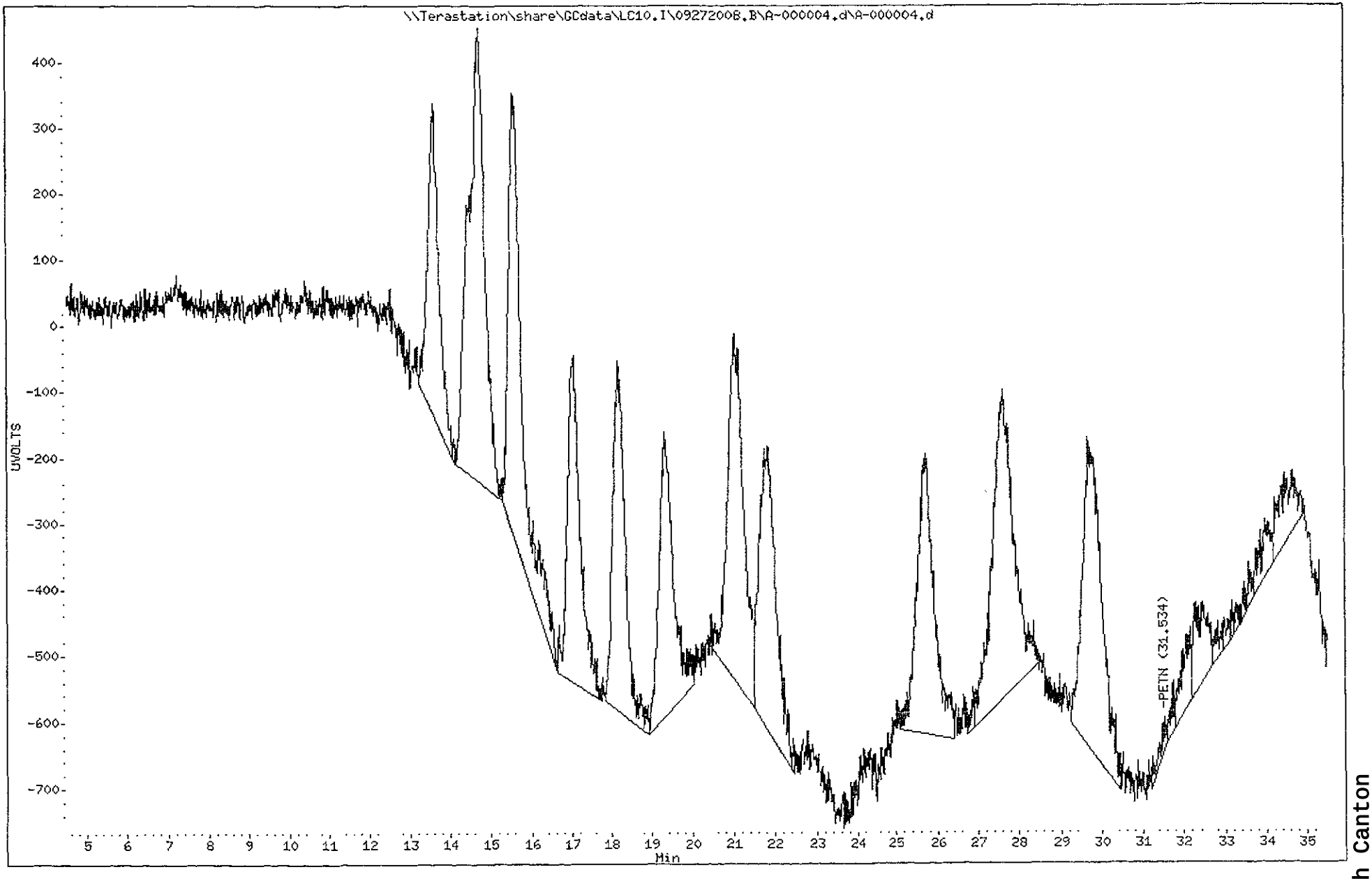

4293
North Canton

TestAmerica West Sacramento

A-000005.D

Chromatography Summary

Injection Date: 9/27/2008 14 43 **Operator:** fhk

DataFile: LC10 I\09272008 B\A-000005 D **Vial Num:** 13

Instrument ID: LC10

Method 8330 Target Analyte Results

Sample : **STD_2 08GCSV0253 10/20/10/10ng/mL**

Method File: LC10 I\09272008 B\8330AB.M

Start Cal Date: 4/16/2008 20 58 **End Cal Date:** 4/17/2008 3:14

Dilution Factor	Extract Volume	Sample Volume	Sample Weight
1X	0 mL	0 mL	0 g

Matrix: NONE *SubList:* CAL.sub *SpikeList:*

Samp. Info: STD_2 08GCSV0253 10/20/10/10ng/mL.1

Misc. Info: ;2, , ; ,3,CAL sub; ,0,1

	Signal 1 UV 250-265					Signal 2 UV 358-205				
Compound Name	RT	Response	Spike Level	Flag	Response Factor	RT	Response	Spike Level	Flag	Response Factor
3,4-Dinitrotoluene	18.68	467	10		46.7	18.70	919	10		91.9
HMX	5.31	1259	10		125.9			10		0
RDX	7.97	842	10		84.2			10		0
Picric ACID	9.26	1684	20		84.2	9.26	2558	20		127.9
1,3,5-Trinitrobenzene	10.40	1503	10		150.3			10		0
1,3-Dinitrobenzene	13.60	1485	10		148.5			10		0
TETRYL	14.72	1055	10		105.5			10		0
Nitrobenzene	15.57	672	10		67.2			10		0
2,4,6-Trinitrotoluene	17.02	939	10		93.9			10		0
4-AM-2,6-DNT	18.16	680	10		68			10		0
2-AM-4,6-DNT	19.33	755	10		75.5			10		0
2,6-Dinitrotoluene	21.04	547	10		54.7			10		0
2,4-Dinitrotoluene	21.81	854	10		85.4			10		0
2-Nitrotoluene	25.66	367	10		36.7			10		0
4-Nitrotoluene	27.58	452	10		45.2			10		0
3-Nitrotoluene	29.75	456	10		45.6			10		0
Nitroglycerin			10		0	16.21	651	10		65.1
PETN			10		0	31.43	428	10		42.8
3,5-Dinitroaniline	14.48	992	10		99.2			10		0
EGDN			10		0			10		0

$\frac{1259}{10} = 125.9$ 9/30/08

Notes. M = Manually Integrated

D = Operator Disabled Result

O = Over Calibration Range

Signals Differ by More Than 40%

Signals Differ by More Than 50%

Printed: 9/27/2008 3:37 PM

Test America West Sacramento

Method 8330

Data file : \\Terastation\share\GCdata\LC10.I\09272008.B\A-000005.D
Lab Smp Id: STD_2 08GCSV0253 10
Inj Date : 27-SEP-2008 14:43
Operator : fhk Inst ID: LC10.i
Smp Info : STD_2 08GCSV0253 10/20/10/10ng/mL;1
Misc Info : ;2; ; ; ;3;CAL.sub; ;0;1
Comment : SOP SAC-LC-0009
Method : \\Terastation\share\GCdata\LC10.I\09272008.B\8330AB.m
Meth Date : 27-Sep-2008 15:29 tap Quant Type: AREA%
Cal Date : 17-APR-2008 03:14 Cal File: A-000011.d
Als bottle: 13 Calibration Sample, Level: 2
Dil Factor: 1.00000
Integrator: Falcon+ Compound Sublist: CAL.sub
Target Version: 4.14
Processing Host: SACP307HPLC

RT	AREA	HEIGHT	HT/AREA	% HEIGHT			COMPOUNDS
5.314	7637	1259	0.165	8.22		2	HMX
7.968	9427	842	0.089	5.50		3	RDX
9.264	22578	1684	0.075	11.12		5	Picric ACID
10.401	20343	1503	0.074	9.81		6	1,3,5-Trinitrobenze
13.598	26044	1485	0.057	9.70		7	1,3-Dinitrobenzene
14.478	16225	992	0.061	6.47		8	3,5-Dinitroaniline
14.718	18281	1055	0.058	6.89		9	TETRYL
15.574	13465	672	0.050	4.38		10	Nitrobenzene
17.021	19042	939	0.049	6.13		12	2,4,6-Trinitrotolue
18.164	14175	680	0.048	4.44		13	4-AM-2,6-DNT
18.678	10358	467	0.045	3.05	$	1	3,4-Dinitrotoluene
19.328	19427	755	0.039	4.93		14	2-AM-4,6-DNT
20.551	99	24	0.242	0.15			
21.038	12983	547	0.042	3.57		15	2,6-Dinitrotoluene
21.811	21962	854	0.039	5.57		16	2,4-Dinitrotoluene
22.958	147	21	0.142	0.13			
23.754	128	27	0.211	0.17			
25.088	387	43	0.111	0.28			
25.661	11072	367	0.033	2.39		17	2-Nitrotoluene
27.584	13975	452	0.032	2.95		18	4-Nitrotoluene
28.948	239	31	0.130	0.20			
29.754	15661	456	0.029	2.97		19	3-Nitrotoluene
32.618	329	38	0.116	0.24			
33.041	241	36	0.149	0.23			
33.981	127	38	0.298	0.24			
34.568	431	42	0.097	0.27			
	274783	15309		100.000			

Total unknown % height = 1.910

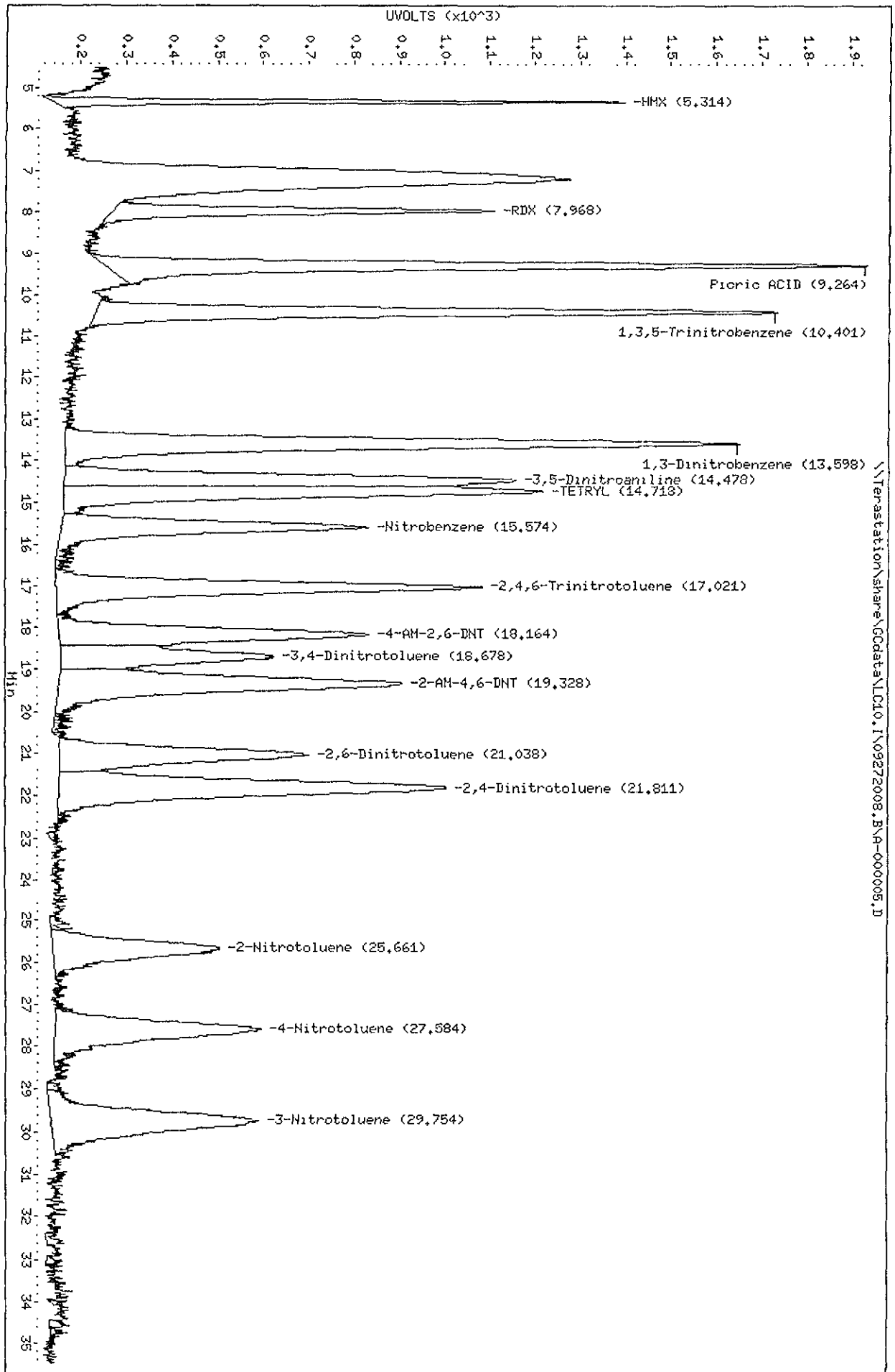

Data File: \\Terastation\share\GCdata\LC10_I\09272008_B\A-000005.D
Date : 27-SEP-2008 14:43
Client ID:
Sample Info: STD_2 08GCSW0253 10/20/10/10ng/mL:1

Column phase: SYNERGI HYDRORP C18

Instrument: LC10_i

Operator: fhk
Column diameter: 4.60

Test America West Sacramento

Method 8330

Data file : \\Terastation\share\GCdata\LC10.I\09272008.B\A-000005.D\A-000005
Lab Smp Id: STD_2 08GCSV0253 10
Inj Date : 27-SEP-2008 14:43
Operator : fhk Inst ID: LC10.i
Smp Info : STD_2 08GCSV0253 10/20/10/10ng/mL;1
Misc Info : ;2; ; ; ;3;CAL.sub; ;0;1
Comment : SOP SAC-LC-0009
Method : \\Terastation\share\GCdata\LC10.I\09272008.B\8330AB.M\83302.m
Meth Date : 27-Sep-2008 15:29 tap Quant Type: AREA%
Cal Date : 17-APR-2008 03:14 Cal File: A-000011.d
Als bottle: 13 Calibration Sample, Level: 2
Dil Factor: 1.00000
Integrator: Falcon+ Compound Sublist: CAL.sub
Target Version: 4.14
Processing Host: SACP307HPLC

RT	AREA	HEIGHT	HT/AREA	% HEIGHT		COMPOUNDS
9.264	35568	2558	0.072	15.71		5 Picric ACID
13.581	14344	810	0.056	4.94		
14.581	12895	829	0.064	5.05		
14.728	22113	1264	0.057	7.71		
15.578	23810	1311	0.055	7.99		
16.208	11676	651	0.056	3.97		11 Nitroglycerin
17.024	18380	949	0.052	5.78		
18.151	24074	1115	0.046	6.80		
18.704	19644	919	0.047	5.60	$	1 3,4-Dinitrotoluene
19.324	23020	868	0.038	5.29		
21.034	22637	1006	0.044	6.13		
21.791	22050	766	0.035	4.67		
24.661	3072	118	0.038	0.71		
25.671	28901	907	0.031	5.53		
27.591	22736	742	0.033	4.52		
28.778	915	77	0.084	0.46		
29.754	32702	933	0.029	5.69		
31.431	17202	428	0.025	2.61		20 PETN
33.267	206	37	0.179	0.22		
33.748	652	45	0.069	0.27		
34.394	899	58	0.065	0.35		
	357494	16391		100.000		

Total unknown % height = 72.11

Data File: \\Terastation\share\GCdata\LC10.I\09272008.B\A-000005.D\A-000005.D
Date : 27-SEP-2008 14:43
Client ID:
Sample Info: STD_2 08GCSW0253 10/20/10/10ng/mL;1

Instrument: LC10.i
Operator: fhk
Column phase: SYNERGI HYDRORP C18
Column diameter: 4.60

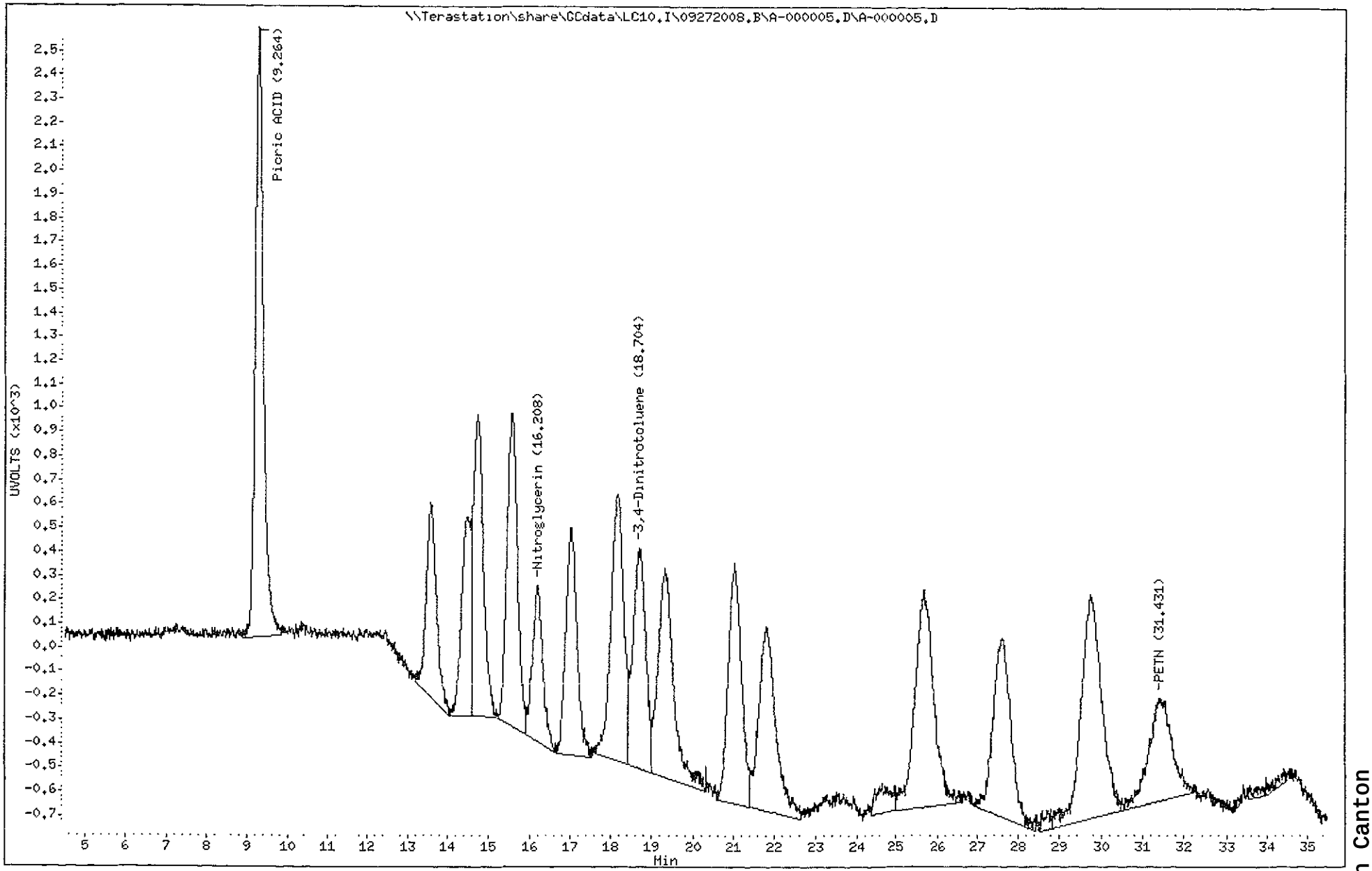

4298
North Canton

TestAmerica West Sacramento

A-000006.D

Chromatography Summary

Method 8330 Target Analyte Results

Injection Date: 9/27/2008 15 34 **Operator:** fnk

DataFile: LC10 I\09272008 B\A-000006.D **Vial Num:** 14

Instrument ID: LC10

Sample : **STD_3 08GCSV0254 20/50/20/20ng/mL**

Method File: LC10 I\09272008 B\8330AB.M

Start Cal Date: 4/16/2008 20 58 **End Cal Date:** 4/17/2008 3:14

Dilution Factor	Extract Volume	Sample Volume	Sample Weight
1X	0 mL	0 mL	0 g

Matrix: NONE **SubList:** CAL sub **SpikeList:**

Samp. Info: STD_3 08GCSV0254 20/50/20/20ng/mL;1

Misc. Info: ;3. , , ,3,CAL sub, ,0,1

	Signal 1 UV 250-265					Signal 2 UV 358-205				
Compound Name	RT	Response	Spike Level	Flag	Response Factor	RT	Response	Spike Level	Flag	Response Factor
3,4-Dinitrotoluene	18.71	937	20		46.85	18.70	1907	20		95.35
HMX	5.31	2516	20		125.8			20		0
RDX	7.97	1610	20		80.5			20		0
Picric ACID	9.26	4286	50		85.72	9.26	6308	50		126.16
1,3,5-Trinitrobenzene	10.40	3003	20		150.15			20		0
1,3-Dinitrobenzene	13.59	2863	20		143.15			20		0
TETRYL	14.73	1981	20		99.05			20		0
Nitrobenzene	15.58	1239	20		61.95			20		0
2,4,6-Trinitrotoluene	17.04	1767	20		88.35			20		0
4-AM-2,6-DNT	18.16	1298	20		64.9			20		0
2-AM-4,6-DNT	19.33	1454	20		72.7			20		0
2,6-Dinitrotoluene	21.03	1062	20		53.1			20		0
2,4-Dinitrotoluene	21.80	1713	20		85.65			20		0
2-Nitrotoluene	25.68	714	20		35.7			20		0
4-Nitrotoluene	27.59	867	20		43.35			20		0
3-Nitrotoluene	29.78	864	20		43.2			20		0
Nitroglycerin			20		0	16.20	1507	20		75.35
PETN			20		0	31.43	774	20		38.7
3,5-Dinitroaniline	14.47	1879	20		93.95			20		0
EGDN			20		0			20		0

Notes: M = Manually Integrated

D = Operator Disabled Result

O = Over Calibration Range

Signals Differ by More Than 40%

Signals Differ by More Than 50%

Printed: 9/30/2008 11:35 AM

Test America West Sacramento

Method 8330

Data file : \\Terastation\share\GCdata\LC10.I\09272008.B\A-000006.D
Lab Smp Id: STD_3 08GCSV0254 20
Inj Date : 27-SEP-2008 15:34
Operator : fhk Inst ID: LC10.i
Smp Info : STD_3 08GCSV0254 20/50/20/20ng/mL;1
Misc Info : ;3; ; ; ;3;CAL.sub; ;0;1
Comment : SOP SAC-LC-0009
Method : \\Terastation\share\GCdata\LC10.I\09272008.B\8330AB.m
Meth Date : 27-Sep-2008 16:20 tap Quant Type: AREA%
Cal Date : 17-APR-2008 03:14 Cal File: A-000011.d
Als bottle: 14 Calibration Sample, Level: 3
Dil Factor: 1.00000
Integrator: Falcon+ Compound Sublist: CAL.sub
Target Version: 4.14
Processing Host: SACP307HPLC

RT	AREA	HEIGHT	HT/AREA	% HEIGHT			COMPOUNDS
5.314	15790	2516	0.159	8.28		2	HMX
7.967	18166	1610	0.089	5.30		3	RDX
9.260	59552	4286	0.072	14.25		5	Picric ACID
10.400	40625	3003	0.074	9.88		6	1,3,5-Trinitrobenze
12.567	111	26	0.233	0.08			
13.590	49308	2863	0.058	9.42		7	1,3-Dinitrobenzene
14.470	29338	1879	0.064	6.18		8	3,5-Dinitroaniline
14.727	34691	1981	0.057	6.52		9	TETRYL
15.580	23654	1239	0.052	4.07		10	Nitrobenzene
17.040	35583	1767	0.050	5.81		12	2,4,6-Trinitrotolue
18.157	27422	1298	0.047	4.27		13	4-AM-2,6-DNT
18.710	19616	937	0.048	3.08	$	1	3,4-Dinitrotoluene
19.334	35641	1454	0.041	4.78		14	2-AM-4,6-DNT
20.384	148	22	0.149	0.07			
21.034	25175	1062	0.042	3.49		15	2,6-Dinitrotoluene
21.804	44145	1713	0.039	5.64		16	2,4-Dinitrotoluene
23.227	278	29	0.104	0.09			
24.044	264	39	0.147	0.12			
24.484	649	31	0.048	0.10			
25.684	20819	714	0.034	2.35		17	2-Nitrotoluene
27.594	27250	867	0.032	2.85		18	4-Nitrotoluene
29.784	29289	864	0.029	2.84		19	3-Nitrotoluene
31.260	338	21	0.062	0.06			
31.984	127	28	0.221	0.09			
32.447	83	27	0.326	0.08			
33.410	311	29	0.093	0.09			
34.030	312	28	0.090	0.09			
34.724	380	37	0.097	0.12			
	539063	30370		100.000			

Total unknown % height = 0.9900

Data File: \\Terastation\share\GCdata\LC10.I\09272008.B\A-000006.D
Date : 27-SEP-2008 15:34
Client ID:
Sample Info: STD_3 08GCSV0254 20/50/20/20ng/mL;1

Instrument: LC10.i
Operator: fhk
Column diameter: 4.60

Column phase: SYNERGI HYDROPP C18

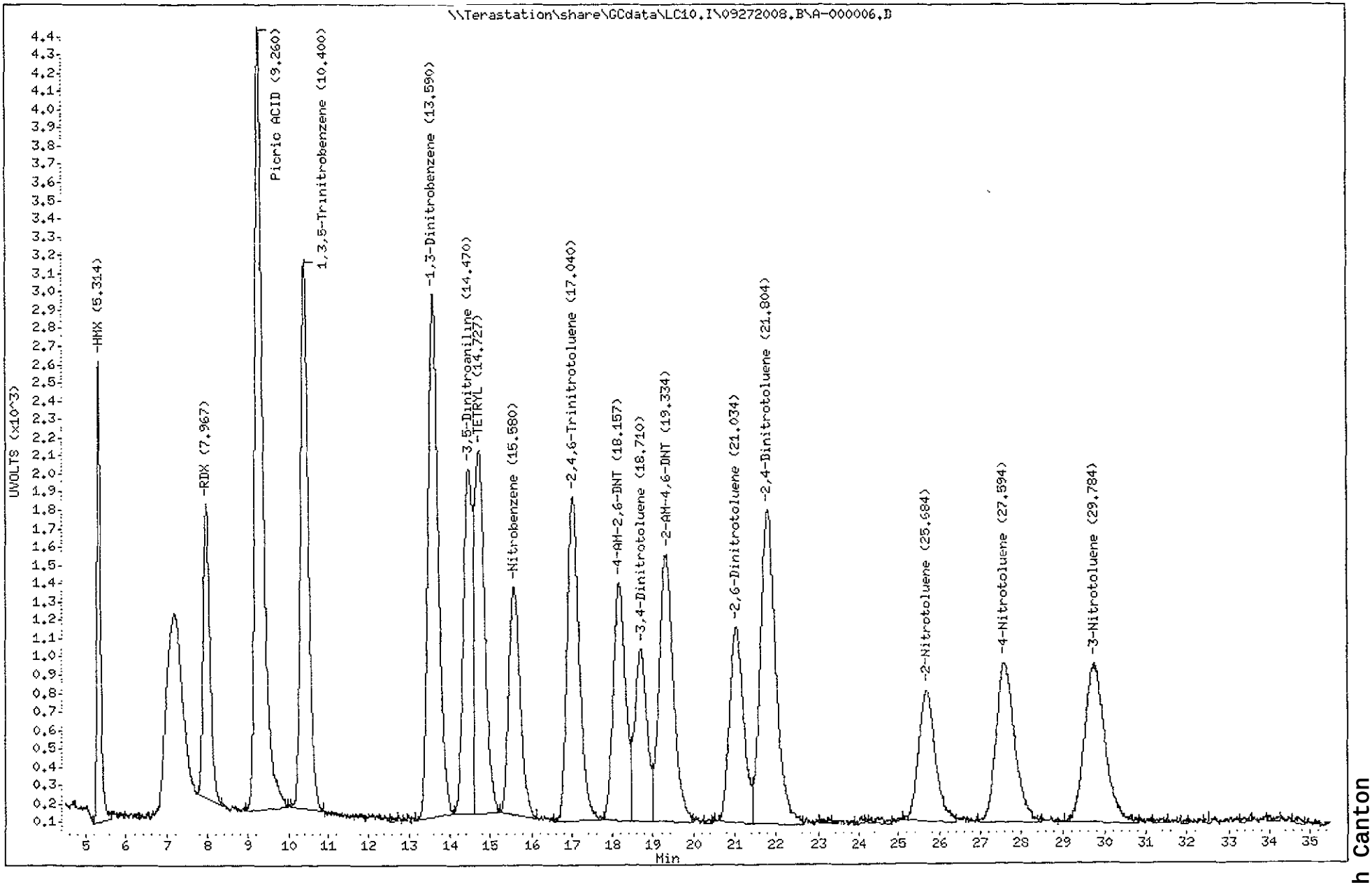

4301
North Canton

Test America West Sacramento

Method 8330

Data file : \\Terastation\share\GCdata\LC10.I\09272008.B\A-000006.D\A-000006
Lab Smp Id: STD_3 08GCSV0254 20
Inj Date : 27-SEP-2008 15:34
Operator : fhk Inst ID: LC10.i
Smp Info : STD_3 08GCSV0254 20/50/20/20ng/mL;1
Misc Info : ;3; ; ; ;3;CAL.sub; ;0;1
Comment : SOP SAC-LC-0009
Method : \\Terastation\share\GCdata\LC10.I\09272008.B\8330AB.M\83302.m
Meth Date : 27-Sep-2008 16:20 tap Quant Type: AREA%
Cal Date : 17-APR-2008 03:14 Cal File: A-000011.d
Als bottle: 14 Calibration Sample, Level: 3
Dil Factor: 1.00000
Integrator: Falcon+ Compound Sublist: CAL.sub
Target Version: 4.14
Processing Host: SACP307HPLC

RT	AREA	HEIGHT	HT/AREA	% HEIGHT		COMPOUNDS
9.260	86841	6308	0.073	18.96		5 Picric ACID
13.590	26028	1518	0.058	4.53		
14.580	25528	1684	0.066	5.03		
14.727	43275	2470	0.057	7.38		
15.574	51910	2691	0.052	8.04		
16.197	27952	1507	0.054	4.50		11 Nitroglycerin
17.024	36217	1809	0.050	5.40		
18.157	43965	2133	0.049	6.37		
18.697	42033	1907	0.045	5.69	$	1 3,4-Dinitrotoluene
19.310	41729	1662	0.040	4.96		
21.027	47106	1999	0.042	5.97		
21.764	37476	1390	0.037	4.15		
25.667	62592	1824	0.029	5.45		
27.620	60077	1646	0.027	4.91		
28.867	282	51	0.181	0.15		
29.767	62620	1743	0.028	5.20		
31.430	27439	774	0.028	2.31		20 PETN
32.457	1751	86	0.049	0.25		
33.240	663	63	0.095	0.18		
33.523	454	62	0.137	0.18		
33.960	869	63	0.073	0.18		
34.460	1024	72	0.070	0.21		
	727832	33462		100.000		

Total unknown % height = 68.54

Data File: \\Terastation\share\GCdata\LC10.I\09272008.B\A-000006.D\A-000006.D
Date : 27-SEP-2008 15:34
Client ID:
Sample Info: STD_3 08GCSV0254 20/50/20/20ng/mL:1

Instrument: LC10.i
Operator: fhk
Column diameter: 4.60

Column phase: SYNERGI HYDRORP C18

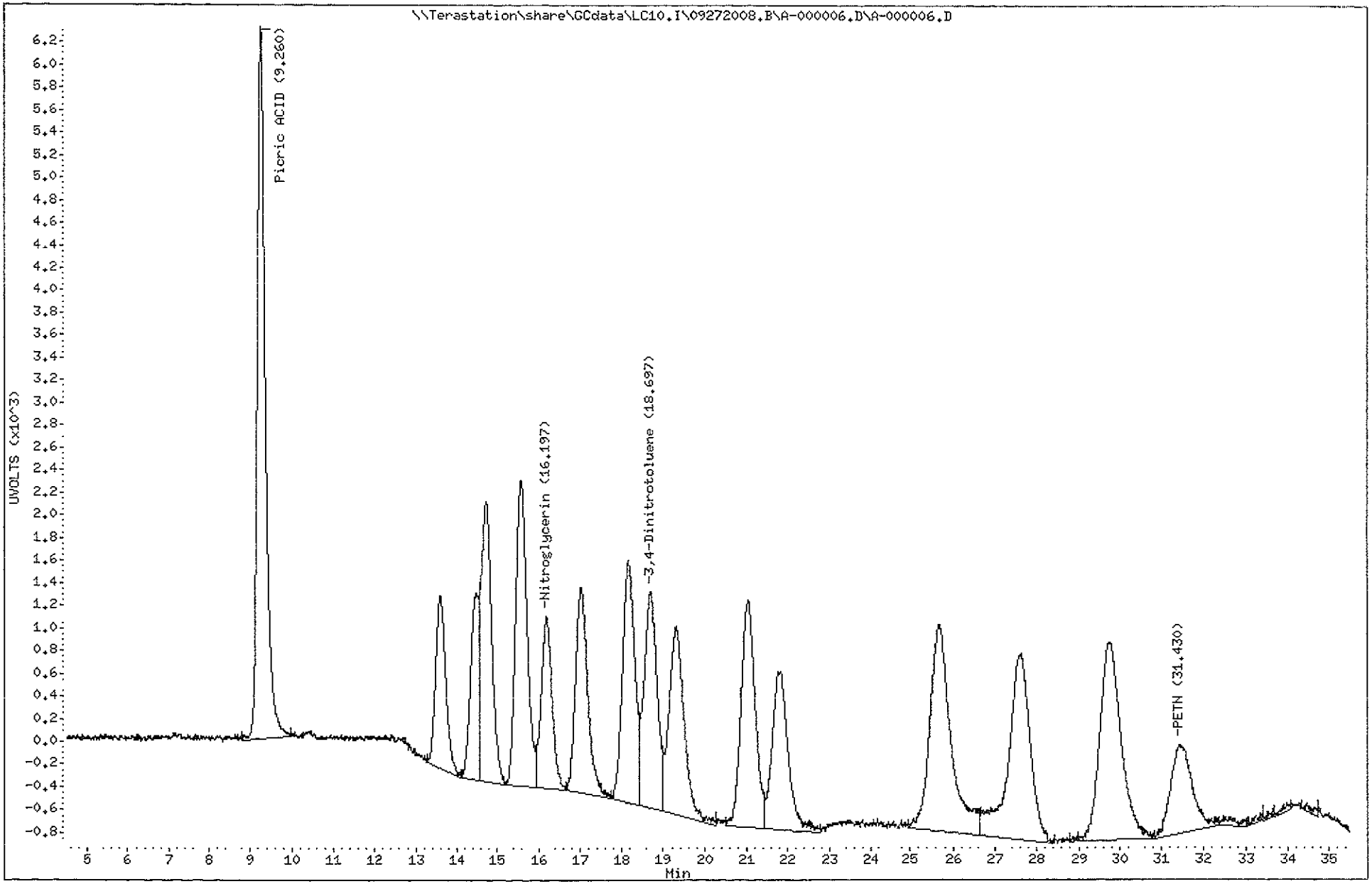

4303

North Canton

TestAmerica West Sacramento

A-000007.D

Chromatography Summary

Injection Date: 9/27/2008 16:24 **Operator:** fhk

DataFile: LC10 I\09272008 B\A-000007 D **Vial Num:** 15

Instrument ID: LC10

Method 8330 Target Analyte Results

Sample : **STD_4 08GCSV0255 50/100/50/50ng/mL**

Method File: LC10 I\09272008.B\8330AB M

Start Cal Date: 4/16/2008 20:58 **End Cal Date:** 4/17/2008 3:14

Dilution Factor	Extract Volume	Sample Volume	Sample Weight
1X	0 mL	0 mL	0 g

Matrix: NONE **SubList:** CAL sub **SpikeList:**

Samp. Info: STD_4 08GCSV0255 50/100/50/50ng/mL;1

Misc. Info: ,4, ; ; ;3,CAL.sub; ;0;1

	Signal 1 UV 250-265					Signal 2 UV 358-205				
Compound Name	RT	Response	Spike Level	Flag	Response Factor	RT	Response	Spike Level	Flag	Response Factor
3,4-Dinitrotoluene	18.69	2346	50		46.92	18.69	4702	50		94.04
HMX	5.31	6360	50		127.2			50		0
RDX	7.96	4114	50		82.28			50		0
Picric ACID	9.25	8927	100		89.27	9.25	13121	100		131.21
1,3,5-Trinitrobenzene	10.40	7581	50		151.62			50		0
1,3-Dinitrobenzene	13.59	7139	50		142.78			50		0
TETRYL	14.73	5050	50		101			50		0
Nitrobenzene	15.58	3160	50		63.2			50		0
2,4,6-Trinitrotoluene	17.03	4424	50		88.48			50		0
4-AM-2,6-DNT	18.16	3198	50		63.96			50		0
2-AM-4,6-DNT	19.32	3652	50		73.04			50		0
2,6-Dinitrotoluene	21.04	2636	50		52.72			50		0
2,4-Dinitrotoluene	21.80	4239	50		84.78			50		0
2-Nitrotoluene	25.67	1757	50		35.14			50		0
4-Nitrotoluene	27.61	2148	50		42.96			50		0
3-Nitrotoluene	29.78	2112	50		42.24			50		0
Nitroglycerin			50		0	16.21	3703	50		74.06
PETN			50		0	31.47	1961	50		39.22
3,5-Dinitroaniline	14.47	4785	50		95.7			50		0
EGDN			50		0			50		0

Notes

M = Manually Integrated

D = Operator Disabled Result

O = Over Calibration Range

Signals Differ by More Than 40%

Signals Differ by More Than 50%

Printed: 9/30/2008 11:36 AM

Test America West Sacramento

Method 8330

Data file : \\Terastation\share\GCdata\LC10.I\09272008.B\A-000007.D
Lab Smp Id: STD_4 08GCSV0255 50
Inj Date : 27-SEP-2008 16:24
Operator : fhk Inst ID: LC10.i
Smp Info : STD_4 08GCSV0255 50/100/50/50ng/mL;1
Misc Info : ;4;_; ; ;3;CAL.sub; ;0;1
Comment : SOP SAC-LC-0009
Method : \\Terastation\share\GCdata\LC10.I\09272008.B\8330AB.m
Meth Date : 27-Sep-2008 17:10 tap Quant Type: AREA%
Cal Date : 17-APR-2008 03:14 Cal File: A-000011.d
Als bottle: 15 Calibration Sample, Level: 4
Dil Factor: 1.00000
Integrator: Falcon+ Compound Sublist: CAL.sub
Target Version: 4.14
Processing Host: SACP307HPLC

RT	AREA	HEIGHT	HT/AREA	% HEIGHT			COMPOUNDS
5.309	40779	6360	0.156	8.60		2	HMX
7.962	46827	4114	0.088	5.56		3	RDX
9.249	121109	8927	0.074	12.21		5	Picric ACID
10.395	102521	7581	0.074	10.25		6	1,3,5-Trinitrobenze
11.812	470	34	0.072	0.04			
13.592	123268	7139	0.058	9.65		7	1,3-Dinitrobenzene
14.472	74966	4785	0.064	6.47		8	3,5-Dinitroaniline
14.725	88728	5050	0.057	6.83		9	TETRYL
15.575	62546	3160	0.051	4.27		10	Nitrobenzene
17.025	87671	4424	0.050	5.98		12	2,4,6-Trinitrotolue
18.155	67488	3198	0.047	4.32		13	4-AM-2,6-DNT
18.692	49313	2346	0.048	3.17	$	1	3,4-Dinitrotoluene
19.315	88486	3652	0.041	4.94		14	2-AM-4,6-DNT
20.499	75	22	0.293	0.02			
21.035	61899	2636	0.043	3.56		15	2,6-Dinitrotoluene
21.799	109817	4239	0.039	5.73		16	2,4-Dinitrotoluene
23.202	154	23	0.149	0.03			
23.612	77	22	0.286	0.02			
23.882	217	30	0.139	0.04			
24.059	403	30	0.074	0.04			
25.665	51342	1757	0.034	2.37		17	2-Nitrotoluene
27.605	67809	2148	0.032	2.90		18	4-Nitrotoluene
29.139	449	34	0.076	0.04			
29.779	71426	2112	0.030	2.85		19	3-Nitrotoluene
31.229	230	29	0.126	0.03			
32.545	211	31	0.147	0.04			
32.902	172	31	0.180	0.04			
	1318453	73914		100.000			

Total unknown % height = 0.3400

Data File: \\Terastation\share\GCdata\LC10.I\09272008.B\A-000007.D
Date : 27-SEP-2008 16:24
Client ID:
Sample Info: STD_4 08GCSV0255 50/100/50/50ng/mL;1

Instrument: LC10.i
Operator: fhk
Column diameter: 4.60

Column phase: SYNERGI HYDRORP C18

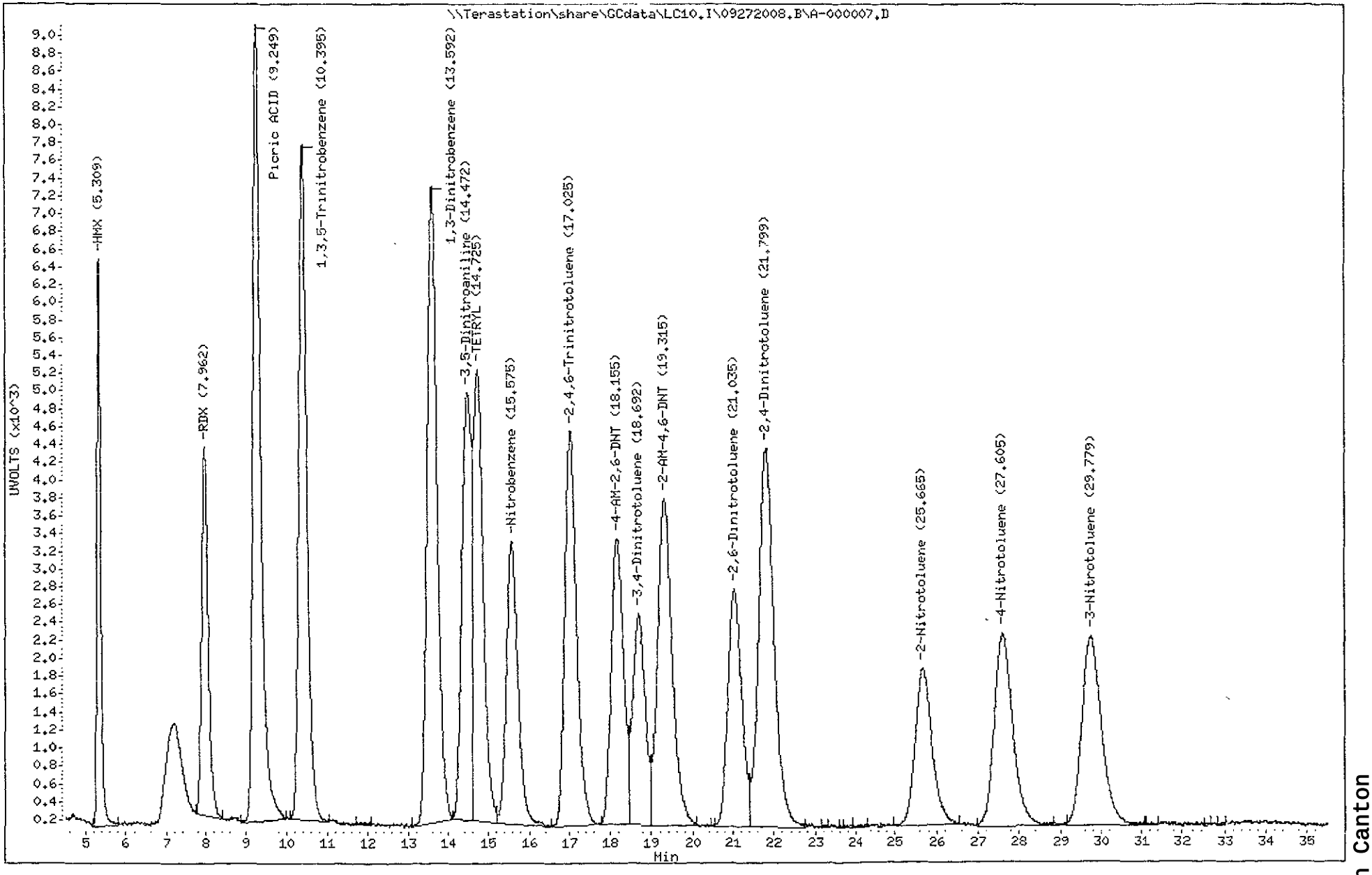

4306
North Canton

Test America West Sacramento

Method 8330

Data file : \\Terastation\share\GCdata\LC10.I\09272008.B\A-000007.D\A-000007
Lab Smp Id: STD_4 08GCSV0255 50
Inj Date : 27-SEP-2008 16:24
Operator : fhk Inst ID: LC10.i
Smp Info : STD_4 08GCSV0255 50/100/50/50ng/mL;1
Misc Info : ;4; ; ; ;3;CAL.sub; ;0;1
Comment : SOP SAC-LC-0009
Method : \\Terastation\share\GCdata\LC10.I\09272008.B\8330AB.M\83302.m
Meth Date : 27-Sep-2008 17:10 tap Quant Type: AREA%
Cal Date : 17-APR-2008 03:14 Cal File: A-000011.d
Als bottle: 15 Calibration Sample, Level: 4
Dil Factor: 1.00000
Integrator: Falcon+ Compound Sublist: CAL.sub
Target Version: 4.14
Processing Host: SACP307HPLC

RT	AREA	HEIGHT	HT/AREA	% HEIGHT		COMPOUNDS
9.249	176733	13121	0.074	16.69		5 Picric ACID
13.595	67944	3843	0.057	4.85		
14.579	61642	4082	0.066	5.15		
14.729	107202	6209	0.058	7.84		
15.572	123570	6573	0.053	8.30		
16.205	67772	3703	0.055	4.67		11 Nitroglycerin
17.022	88184	4541	0.051	5.73		
18.169	111797	5272	0.047	6.66		
18.689	103406	4702	0.045	5.94	$	1 3,4-Dinitrotoluene
19.315	114271	4193	0.037	5.29		
21.032	124825	5029	0.040	6.35		
21.809	102759	3648	0.036	4.60		
25.682	122204	4166	0.034	5.26		
27.599	119223	3795	0.032	4.79		
29.762	137640	4172	0.030	5.27		
31.469	73135	1961	0.027	2.47		20 PETN
32.782	240	38	0.158	0.04		
33.439	958	46	0.048	0.05		
34.075	229	46	0.201	0.05		
	1703736	79140		100.000		

Total unknown % height = 70.23

Data File: \\Terastation\share\GCdata\LC10.I\09272008.B\A-000007.D\A-000007.D
Date : 27-SEP-2008 16:24
Client ID:
Sample Info: STD_4 08GCSV0255 50/100/50/50ng/mL;1

Instrument: LC10.1
Operator: fhk
Column diameter: 4.60

Column phase: SYNERCI HYDRORP C18

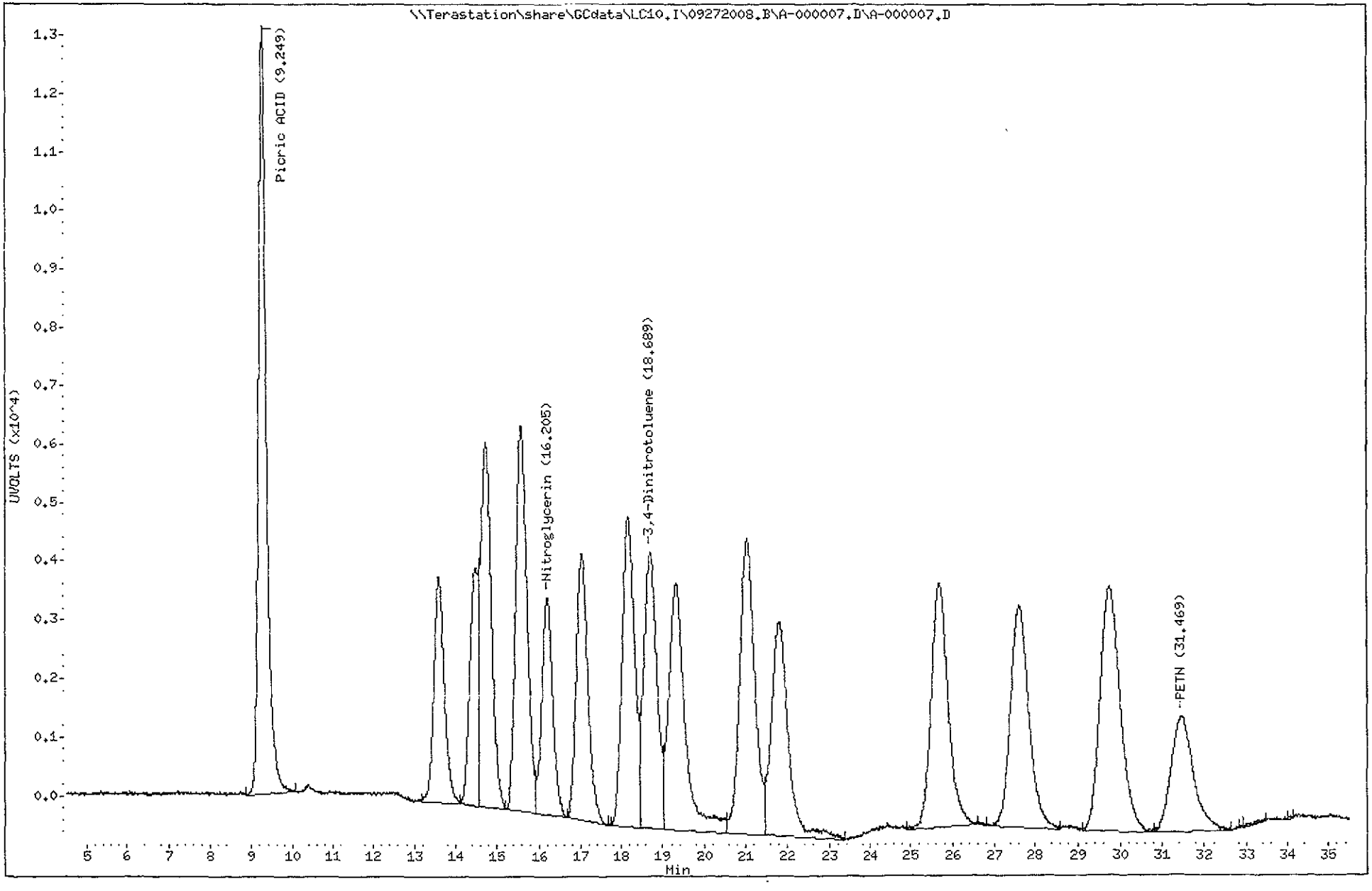

4308

North Canton

TestAmerica West Sacramento

A-000008.D

Chromatography Summary

Injection Date: 9/27/2008 17:15 **Operator:** fhk

DataFile: LC19.I\09272008 B\A-000008.D **Vial Num:** 16

Instrument ID: LC19

Method 8330 Target Analyte Results

Sample : **STD_5 08GCSV0258 100/200/100/100ng/mL**

Method File: LC19.I\09272008 B\8330AB M

Start Cal Date: 4/16/2008 20:58 **End Cal Date:** 4/17/2008 3:14

Dilution Factor	Extract Volume	Sample Volume	Sample Weight
1X	0 mL	0 mL	0 g

Matrix: NONE **SubList:** CAL.sub **SpikeList:**

Samp. Info: STD_5 08GCSV0258 100/200/100/100ng/mL;1

Misc. Info: :5, , , ,3;CAL.sub, ;0,1

	Signal 1 UV 250-265					Signal 2 UV 358-205				
Compound Name	RT	Response	Spike Level	Flag	Response Factor	RT	Response	Spike Level	Flag	Response Factor
3,4-Dinitrotoluene	18.69	4678	100		46.78	18.70	9304	100		93.04
HMX	5.31	12557	100		125.57			100		0
RDX	7.97	8063	100		80.63			100		0
Picric ACID	9.24	17249	200		86.245	9.24	25331	200		126.655
1,3,5-Trinitrobenzene	10.40	14900	100		149			100		0
1,3-Dinitrobenzene	13.59	14107	100		141.07			100		0
TETRYL	14.72	9818	100		98.18			100		0
Nitrobenzene	15.57	6114	100		61.14			100		0
2,4,6-Trinitrotoluene	17.03	8689	100		86.89			100		0
4-AM-2,6-DNT	18.17	6313	100		63.13			100		0
2-AM-4,6-DNT	19.33	7183	100		71.83			100		0
2,6-Dinitrotoluene	21.03	5262	100		52.62			100		0
2,4-Dinitrotoluene	21.80	8390	100		83.9			100		0
2-Nitrotoluene	25.68	3524	100		35.24			100		0
4-Nitrotoluene	27.62	4263	100		42.63			100		0
3-Nitrotoluene	29.76	4212	100		42.12			100		0
Nitroglycerin			100		0	16.20	7319	100		73.19
PETN			100		0	31.45	3769	100		37.69
3,5-Dinitroaniline	14.47	9312	100		93.12			100		0
EGDN			100		0			100		0

12557 / 100 = 125.57 fhk 9/30/08

Notes: M = Manually Integrated — Signals Differ by More Than 40%

D = Operator Disabled Result — Signals Differ by More Than 50%

O = Over Calibration Range

Printed: 9/30/2008 11:32 AM

Test America West Sacramento

Method 8330

Data file : \\Terastation\share\GCdata\LC10.I\09272008.B\A-000008.D
Lab Smp Id: STD_5 08GCSV0258 10
Inj Date : 27-SEP-2008 17:15
Operator : fhk Inst ID: LC10.i
Smp Info : STD_5 08GCSV0258 100/200/100/100ng/mL;1
Misc Info : ;5; ; ; ;3;CAL.sub; ;0;1
Comment : SOP SAC-LC-0009
Method : \\Terastation\share\GCdata\LC10.I\09272008.B\8330AB.m
Meth Date : 27-Sep-2008 18:01 tap Quant Type: AREA%
Cal Date : 17-APR-2008 03:14 Cal File: A-000011.d
Als bottle: 16 Calibration Sample, Level: 5
Dil Factor: 1.00000
Integrator: Falcon+ Compound Sublist: CAL.sub
Target Version: 4.14
Processing Host: SACP307HPLC

RT	AREA	HEIGHT	HT/AREA	% HEIGHT			COMPOUNDS
5.313	80547	12557	0.156	8.65		2	HMX
6.246	739	65	0.088	0.04			
7.966	92611	8063	0.087	5.56		3	RDX
8.680	798	79	0.099	0.05			
9.236	236386	17249	0.073	12.02		5	Picric ACID
10.400	203212	14900	0.073	10.27		6	1,3,5-Trinitrobenze
13.593	243487	14107	0.058	9.72		7	1,3-Dinitrobenzene
14.466	144722	9312	0.064	6.42		8	3,5-Dinitroaniline
14.720	170606	9818	0.058	6.77		9	TETRYL
15.573	116676	6114	0.052	4.21		10	Nitrobenzene
17.030	172401	8689	0.050	5.99		12	2,4,6-Trinitrotolue
18.170	132092	6313	0.048	4.35		13	4-AM-2,6-DNT
18.693	100256	4678	0.047	3.22	$	1	3,4-Dinitrotoluene
19.326	174537	7183	0.041	4.95		14	2-AM-4,6-DNT
20.366	210	34	0.162	0.02			
21.033	123843	5262	0.042	3.62		15	2,6-Dinitrotoluene
21.803	217821	8390	0.039	5.78		16	2,4-Dinitrotoluene
23.040	321	44	0.137	0.03			
23.656	76	21	0.277	0.01			
24.123	125	26	0.208	0.01			
24.690	154	27	0.176	0.01			
25.680	103140	3524	0.034	2.43		17	2-Nitrotoluene
27.623	133749	4263	0.032	2.93		18	4-Nitrotoluene
29.760	140610	4212	0.030	2.90		19	3-Nitrotoluene
31.473	387	31	0.080	0.02			
33.433	111	25	0.225	0.01			
34.963	418	28	0.067	0.01			
	2590037	145014		100.000			

Total unknown % height = 0.2100

Data File: \\Terastation\share\GCdata\LC10.I\09272008.B\A-000008.D
Date : 27-SEP-2008 17:15
Client ID:
Sample Info: STD_5 08GCSV0258 100/200/100/100ng/mL;1

Instrument: LC10.i
Operator: fhk
Column diameter: 4.60

Column phase: SYNERGI HYDRORP C18

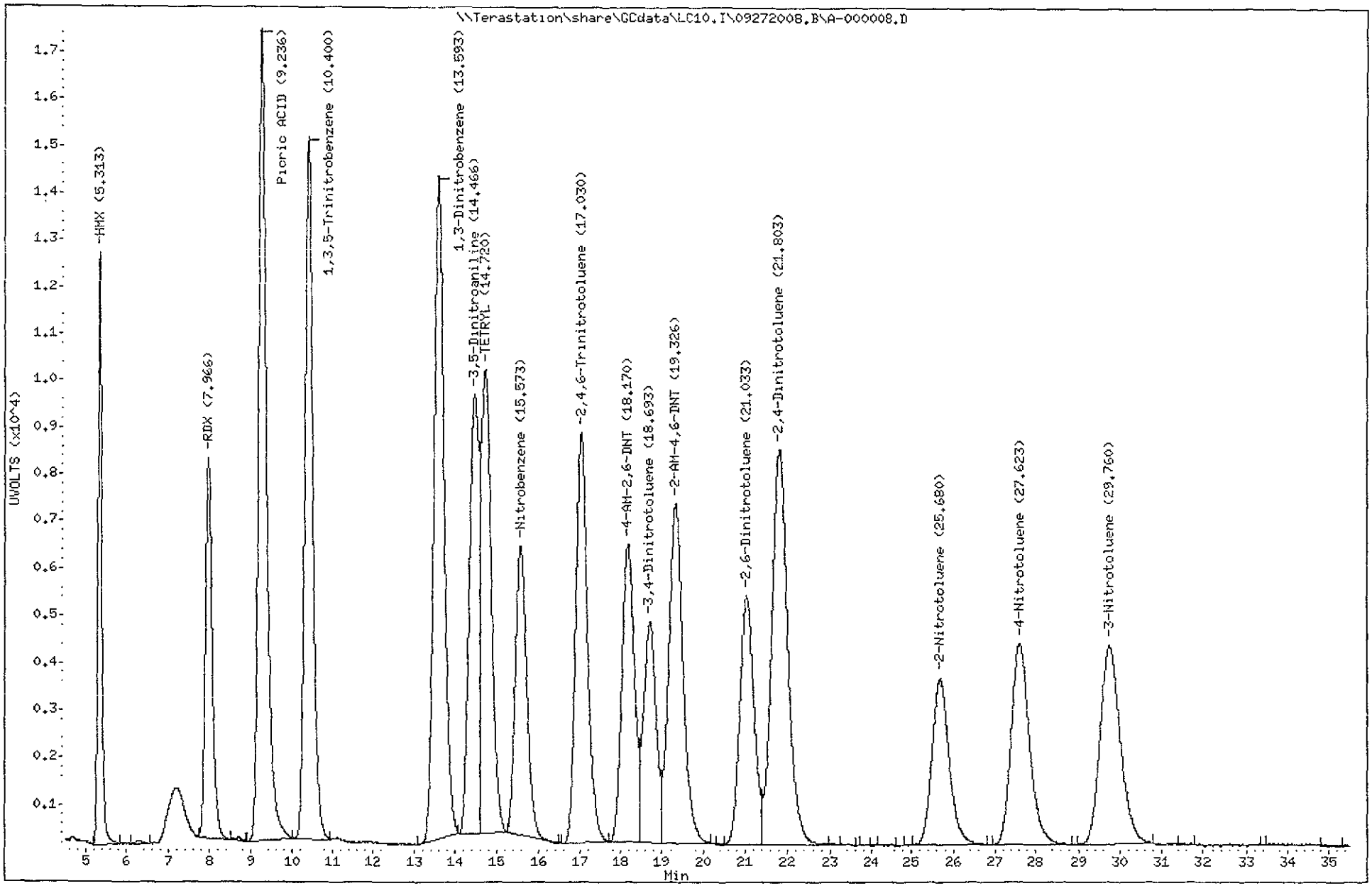

Test America West Sacramento

Method 8330

Data file : \\Terastation\share\GCdata\LC10.I\09272008.B\A-000008.D\A-000008
Lab Smp Id: STD_5 08GCSV0258 10
Inj Date : 27-SEP-2008 17:15
Operator : fhk Inst ID: LC10.i
Smp Info : STD_5 08GCSV0258 100/200/100/100ng/mL;1
Misc Info : ;5; ; ; ;3;CAL.sub; ;0;1
Comment : SOP SAC-LC-0009
Method : \\Terastation\share\GCdata\LC10.I\09272008.B\8330AB.M\83302.m
Meth Date : 27-Sep-2008 18:01 tap Quant Type: AREA%
Cal Date : 17-APR-2008 03:14 Cal File: A-000011.d
Als bottle: 16 Calibration Sample, Level: 5
Dil Factor: 1.00000
Integrator: Falcon+ Compound Sublist: CAL.sub
Target Version: 4.14
Processing Host: SACP307HPLC

RT	AREA	HEIGHT	HT/AREA	% HEIGHT		COMPOUNDS
9.236	347917	25331	0.073	16.42		5 Picric ACID
10.403	3742	258	0.069	0.16		
13.593	129078	7469	0.058	4.80		
14.476	104768	7977	0.076	5.13		
14.730	230920	12211	0.053	7.85		
15.576	247944	13130	0.053	8.44		
16.203	133924	7319	0.055	4.70		11 Nitroglycerin
17.026	172910	8893	0.051	5.72		
18.166	214567	10276	0.048	6.61		
18.700	201732	9304	0.046	5.98	$	1 3,4-Dinitrotoluene
19.333	203631	8047	0.040	5.17		
21.033	233021	9764	0.042	6.28		
21.806	183364	6992	0.038	4.49		
25.676	247956	8487	0.034	5.46		
26.893	421	94	0.223	0.06		
27.603	243447	7612	0.031	4.89		
29.760	275991	8251	0.030	5.30		
31.446	136992	3769	0.028	2.42		20 PETN
32.956	985	45	0.046	0.02		
33.556	1507	75	0.050	0.04		
34.143	437	54	0.124	0.03		
34.436	458	62	0.135	0.03		
	3315712	155420		100.000		

Total unknown % height = 70.48

Data File: \\Terastation\share\GCdata\LC10.I\09272008.B\A-000008.D\A-000008.D
Date : 27-SEP-2008 17:15
Client ID:
Sample Info: STD_5 08GCSV0258 100/200/100/100ng/mL:1

Instrument: LC10.i

Operator: fhk
Column diameter: 4.60

Column phase: SYNERGI HYDRORP C18

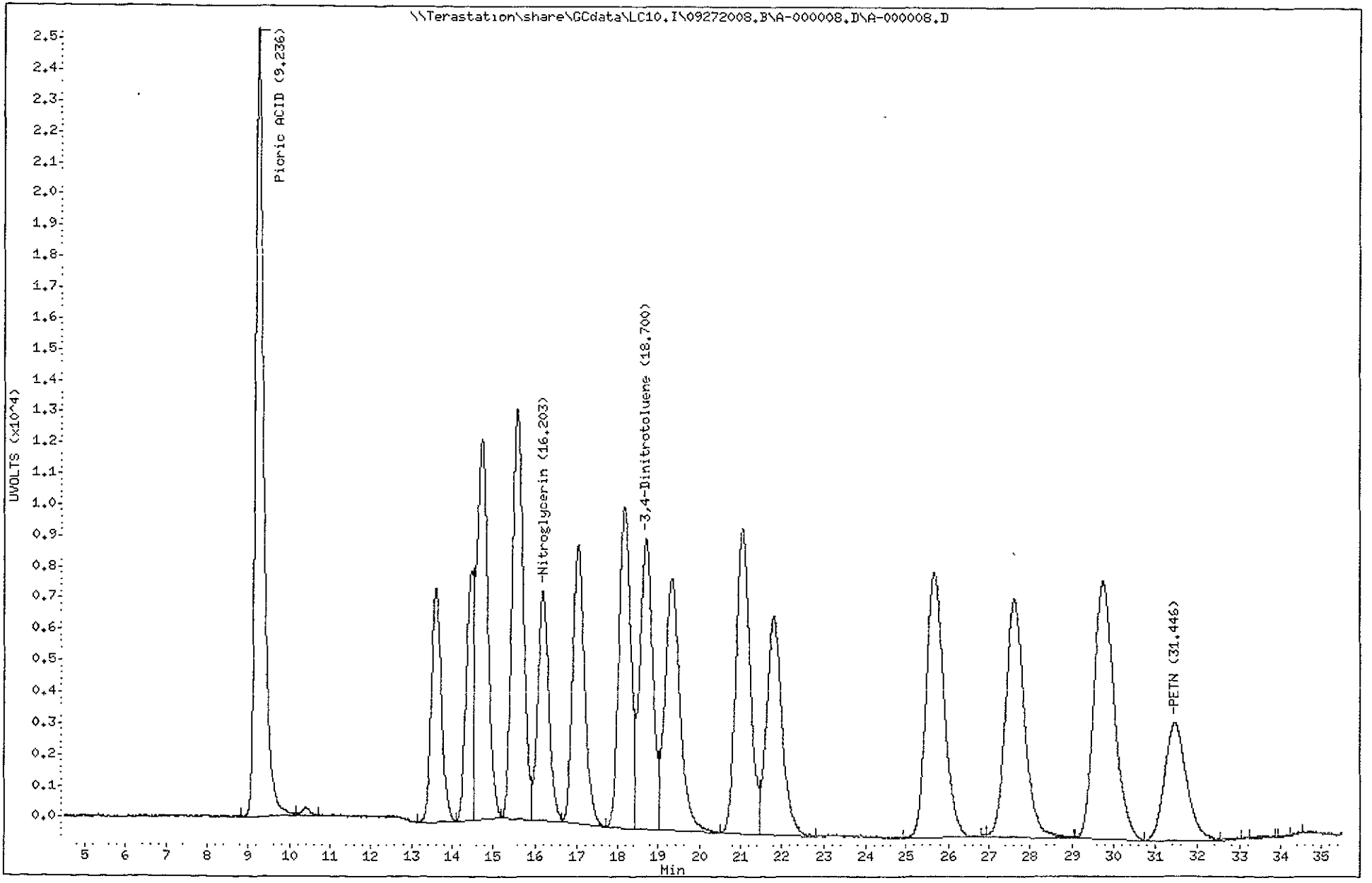

4313
North Canton

TestAmerica West Sacramento

A-000009.D

Chromatography Summary

Injection Date: 9/27/2008 18 05 **Operator:** fhk

DataFile: LC10 I\09272008 B\A-000009 D **Vial Num:** 17

Instrument ID: LC10

Method 8330 Target Analyte Results

Sample : **STD_6 08GCSV0259 200/500/200/200ng/mL**

Method File: LC10 I\09272008 B\8330AB M

Start Cal Date: 4/16/2008 20:58 **End Cal Date:** 4/17/2008 3 14

Dilution Factor	Extract Volume	Sample Volume	Sample Weight
1X	0 mL	0 mL	0 g

Matrix: NONE **SubList:** CAL sub **SpikeList:**

Samp. Info: STD_6 08GCSV0259 200/500/200/200ng/mL,1

Misc. Info: ,6, , , ;3,CAL sub; ,0,1

	Signal 1 UV 250-265					Signal 2 UV 358-205				
Compound Name	RT	Response	Spike Level	Flag	Response Factor	RT	Response	Spike Level	Flag	Response Factor
3,4-Dinitrotoluene	18.69	9377	200		46 885	18.69	18591	200		92.955
HMX	5.31	25373	200		126.865			200		0
RDX	7.97	16379	200		81.895			200		0
Picric ACID	9.21	41689	500		83.378	9.21	61223	500		122.446
1,3,5-Trinitrobenzene	10.40	30076	200		150.38			200		0
1,3-Dinitrobenzene	13.59	28831	200		144.155			200		0
TETRYL	14.71	20433	200		102.165			200		0
Nitrobenzene	15.57	12779	200		63.895			200		0
2,4,6-Trinitrotoluene	17.02	17546	200		87.73			200		0
4-AM-2,6-DNT	18.16	12755	200		63.775			200		0
2-AM-4,6-DNT	19.31	14518	200		72.59			200		0
2,6-Dinitrotoluene	21.03	10597	200		52.985			200		0
2,4-Dinitrotoluene	21.79	16902	200		84.51			200		0
2-Nitrotoluene	25.67	7097	200		35.485			200		0
4-Nitrotoluene	27.60	8612	200		43.06			200		0
3-Nitrotoluene	29.75	8509	200		42.545			200		0
Nitroglycerin			200		0	16.19	14612	200		73.06
PETN			200		0	31.43	7685	200		38.425
3,5-Dinitroaniline	14.46	19382	200		96.91			200		0
EGDN			200		0			200		0

Notes. M = Manually Integrated

D = Operator Disabled Result

O = Over Calibration Range

Signals Differ by More Than 40%

Signals Differ by More Than 50%

Printed: 9/30/2008 11:32 AM

Test America West Sacramento

Method 8330

Data file : \\Terastation\share\GCdata\LC10.I\09272008.B\A-000009.D
Lab Smp Id: STD_6 08GCSV0259 20
Inj Date : 27-SEP-2008 18:05
Operator : fhk Inst ID: LC10.i
Smp Info : STD_6 08GCSV0259 200/500/200/200ng/mL;1
Misc Info : ;6; ; ; ;3;CAL.sub; ;0;1
Comment : SOP SAC-LC-0009
Method : \\Terastation\share\GCdata\LC10.I\09272008.B\8330AB.m
Meth Date : 27-Sep-2008 18:51 tap Quant Type: AREA%
Cal Date : 17-APR-2008 03:14 Cal File: A-000011.d
Als bottle: 17 Calibration Sample, Level: 6
Dil Factor: 1.00000
Integrator: Falcon+ Compound Sublist: CAL.sub
Target Version: 4.14
Processing Host: SACP307HPLC

RT	AREA	HEIGHT	HT/AREA	% HEIGHT			COMPOUNDS
5.313	163743	25373	0.155	8.41		2	HMX
6.306	1606	124	0.077	0.04			
7.966	187409	16379	0.087	5.43		3	RDX
8.659	1346	145	0.108	0.04			
9.206	572757	41689	0.073	13.95		5	Picric ACID
10.396	408338	30076	0.074	9.97		6	1,3,5-Trinitrobenze
11.876	1053	76	0.072	0.02			
13.590	503557	28831	0.057	9.56		7	1,3-Dinitrobenzene
14.463	301980	19382	0.064	6.43		8	3,5-Dinitroaniline
14.713	365715	20433	0.056	6.77		9	TETRYL
15.570	255203	12779	0.050	4.23		10	Nitrobenzene
17.020	347272	17546	0.051	5.82		12	2,4,6-Trinitrotolue
18.160	266365	12755	0.048	4.23		13	4-AM-2,6-DNT
18.686	200751	9377	0.047	3.11	$	1	3,4-Dinitrotoluene
19.313	352323	14518	0.041	4.81		14	2-AM-4,6-DNT
21.026	248706	10597	0.043	3.51		15	2,6-Dinitrotoluene
21.790	435095	16902	0.039	5.60		16	2,4-Dinitrotoluene
23.110	134	31	0.232	0.01			
25.666	207222	7097	0.034	2.35		17	2-Nitrotoluene
27.596	268893	8612	0.032	2.85		18	4-Nitrotoluene
29.746	285737	8509	0.030	2.82		19	3-Nitrotoluene
31.470	1419	48	0.034	0.01			
32.480	136	35	0.257	0.01			
33.696	442	31	0.070	0.01			
34.383	284	29	0.102	0.00			
34.653	128	34	0.265	0.01			
	5377611	301408		100.000			

Total unknown % height = 0.1500

Data File: \\Terastation\share\GCdata\LC10.I\09272008.B\A-000009.D
Date : 27-SEP-2008 18:05
Client ID:
Sample Info: STD_6 08GCSV0259 200/500/200/200ng/mL;1

Instrument: LC10.i
Operator: fhk
Column phase: SYNERGI HYDRORP C18
Column diameter: 4.60

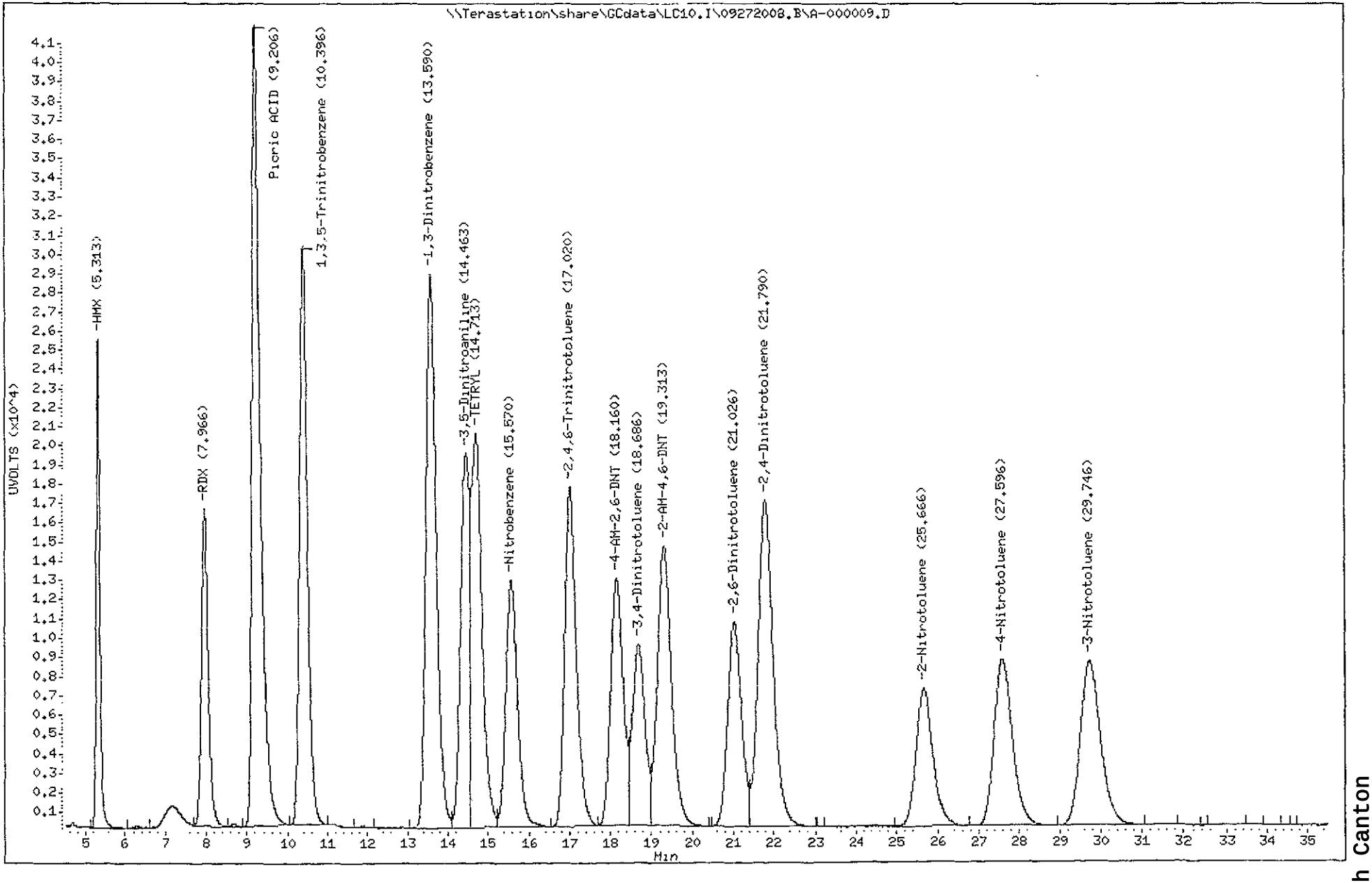

4316
North Canton

Test America West Sacramento

Method 8330

Data file : \\Terastation\share\GCdata\LC10.I\09272008.B\A-000009.D\A-000009
Lab Smp Id: STD_6 08GCSV0259 20
Inj Date : 27-SEP-2008 18:05
Operator : fhk Inst ID: LC10.i
Smp Info : STD_6 08GCSV0259 200/500/200/200ng/mL;1
Misc Info : ;6; ; ; ;3;CAL.sub; ;0;1
Comment : SOP SAC-LC-0009
Method : \\Terastation\share\GCdata\LC10.I\09272008.B\8330AB.M\83302.m
Meth Date : 27-Sep-2008 18:51 tap Quant Type: AREA%
Cal Date : 17-APR-2008 03:14 Cal File: A-000011.d
Als bottle: 17 Calibration Sample, Level: 6
Dil Factor: 1.00000
Integrator: Falcon+ Compound Sublist: CAL.sub
Target Version: 4.14
Processing Host: SACP307HPLC

RT	AREA	HEIGHT	HT/AREA	% HEIGHT		COMPOUNDS
9.206	847859	61223	0.072	20.09		5 Picric ACID
10.413	7653	499	0.065	0.16		
13.590	261778	15201	0.058	4.96		
14.723	675610	24689	0.037	8.06		
15.570	496307	26512	0.053	8.65		
16.190	264888	14612	0.055	4.77		11 Nitroglycerin
17.016	346549	17840	0.051	5.82		
18.160	430737	20638	0.048	6.73		
18.686	400566	18591	0.046	6.07	$	1 3,4-Dinitrotoluene
19.313	394743	16128	0.041	5.26		
21.023	465551	19596	0.042	6.39		
21.790	368351	14086	0.038	4.59		
25.666	492766	16964	0.034	5.53		
27.600	480629	15286	0.032	4.99		
29.746	553690	16531	0.030	5.39		
31.426	282954	7685	0.027	2.50		20 PETN
33.253	1262	60	0.048	0.01		
34.096	519	37	0.071	0.01		
34.286	1149	74	0.064	0.02		
	6773563	306252		100.000		

Total unknown % height = 66.57

Data File: \\Terastation\share\GCdata\LC10.I\09272008.B\A-000009.D\A-000009.D
Date : 27-SEP-2008 18:05
Client ID:
Sample Info: STD_6 08GCSV0259 200/500/200/200ng/mL;1

Instrument: LC10.i
Operator: fhk
Column diameter: 4.60

Column phase: SYNERGI HYDRORP C18

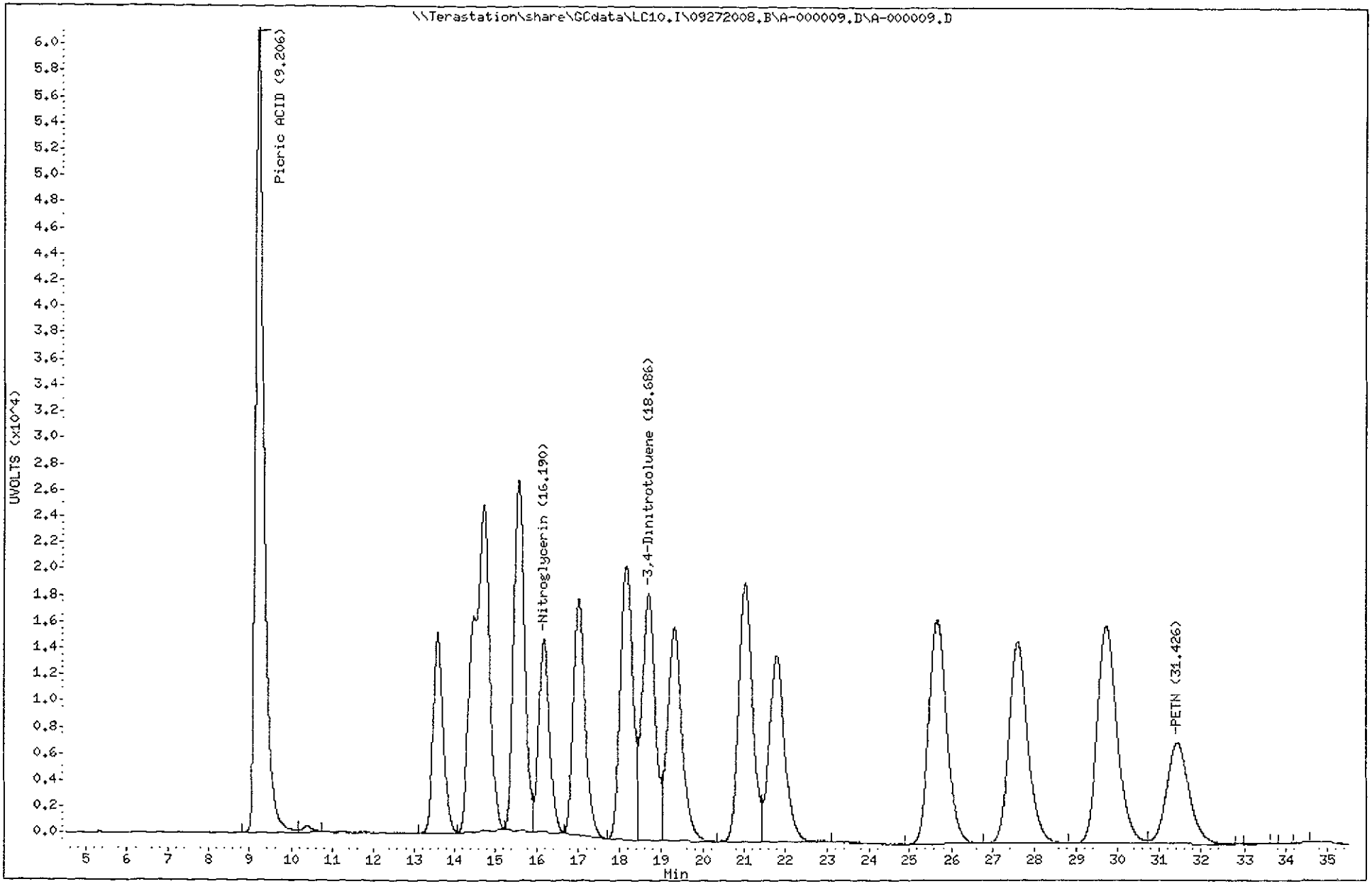

TestAmerica West Sacramento

A-000010.D

Chromatography Summary

Injection Date: 9/27/2008 18:56 **Operator:** fhk

DataFile: LC10 I\09272008 B\A-000010 D **Vial Num:** 18

Instrument ID: LC10

Method 8330 Target Analyte Results

Sample : **STD_7 08GCSC0260 500/1000/500/300ng/mL**

Method File: LC10 I\09272008.B\8330AB.M

Start Cal Date: 4/16/2008 20 58 **End Cal Date:** 4/17/2008 3.14

Dilution Factor	Extract Volume	Sample Volume	Sample Weight
1X	0 mL	0 mL	0 g

Matrix: NONE **SubList:** CAL.sub **SpikeList:**

Samp. Info: STD_7 08GCSC0260 500/1000/500/300ng/mL,1

Misc. Info: ,7, , , ,3,CAL sub; ,0,1

	Signal 1 UV 250-265					Signal 2 UV 358-205				
Compound Name	RT	Response	Spike Level	Flag	Response Factor	RT	Response	Spike Level	Flag	Response Factor
3,4-Dinitrotoluene	18.66	14367	300		47.89	18.67	28355	300		94.51666667
HMX	5.31	63737	500		127.474			500		0
RDX	7.96	41548	500		83.096			500		0
Picric ACID	9.15	84507	1000		84.507	9.15	124010	1000		124.01
1,3,5-Trinitrobenzene	10.39	75918	500		151.836			500		0
1,3-Dinitrobenzene	13.58	72604	500		145.208			500		0
TETRYL	14.70	51216	500		102.432			500		0
Nitrobenzene	15.56	32315	500		64.63			500		0
2,4,6-Trinitrotoluene	17.00	43965	500		87.93			500		0
4-AM-2,6-DNT	18.14	32000	500		64			500		0
2-AM-4,6-DNT	19.29	36350	500		72.7			500		0
2,6-Dinitrotoluene	21.00	26426	500		52.852			500		0
2,4-Dinitrotoluene	21.77	42382	500		84.764			500		0
2-Nitrotoluene	25.64	17808	500		35.616			500		0
4-Nitrotoluene	27.57	21620	500		43.24			500		0
3-Nitrotoluene	29.72	21356	500		42.712			500		0
Nitroglycerin			500		0	16.17	38023	500		76.046
PETN			500		0	31.39	19060	500		38.12
3,5-Dinitroaniline	14.45	48868	500		97.736			500		0
EGDN			500		0			500		0

Notes:
M = Manually Integrated
D = Operator Disabled Result
O = Over Calibration Range

Signals Differ by More Than 40%
Signals Differ by More Than 50%

Printed: 9/30/2008 11:32 AM

Test America West Sacramento

Method 8330

Data file : \\Terastation\share\GCdata\LC10.I\09272008.B\A-000010.D
Lab Smp Id: STD_7 08GCSC0260 50
Inj Date : 27-SEP-2008 18:56
Operator : fhk Inst ID: LC10.i
Smp Info : STD_7 08GCSC0260 500/1000/500/300ng/mL;1
Misc Info : ;7; ; ; ;3;CAL.sub; ;0;1
Comment : SOP SAC-LC-0009
Method : \\Terastation\share\GCdata\LC10.I\09272008.B\8330AB.m
Meth Date : 27-Sep-2008 19:42 tap Quant Type: AREA%
Cal Date : 17-APR-2008 03:14 Cal File: A-000011.d
Als bottle: 18 Calibration Sample, Level: 7
Dil Factor: 1.00000
Integrator: Falcon+ Compound Sublist: CAL.sub
Target Version: 4.14
Processing Host: SACP307HPLC

RT	AREA	HEIGHT	HT/AREA	% HEIGHT			COMPOUNDS
5.307	409658	63737	0.156	8.75		2	HMX
6.287	3407	307	0.090	0.04			
7.961	469937	41548	0.088	5.70		3	RDX
8.661	3614	358	0.099	0.04			
9.151	1202418	84507	0.070	11.73		5	Picric ACID
10.387	1026756	75918	0.074	10.42		6	1,3,5-Trinitrobenze
11.087	4352	303	0.070	0.04			
11.861	2522	145	0.057	0.01			
13.581	1257040	72604	0.058	9.96		7	1,3-Dinitrobenzene
14.454	748496	48868	0.065	6.70		8	3,5-Dinitroaniline
14.701	918755	51216	0.056	7.03		9	TETRYL
15.557	638631	32315	0.051	4.43		10	Nitrobenzene
17.004	866210	43965	0.051	6.03		12	2,4,6-Trinitrotolue
18.144	677732	32000	0.047	4.39		13	4-AM-2,6-DNT
18.664	297706	14367	0.048	1.97	$	1	3,4-Dinitrotoluene
19.294	874766	36350	0.042	4.99		14	2-AM-4,6-DNT
21.004	617940	26426	0.043	3.62		15	2,6-Dinitrotoluene
21.767	1086937	42382	0.039	5.81		16	2,4-Dinitrotoluene
23.507	235	28	0.119	0.00			
24.314	181	33	0.182	0.00			
25.637	516330	17808	0.034	2.44		17	2-Nitrotoluene
27.571	671204	21620	0.032	2.96		18	4-Nitrotoluene
29.721	713573	21356	0.030	2.93		19	3-Nitrotoluene
31.377	2646	103	0.039	0.01			
32.424	288	32	0.111	0.00			
33.324	634	44	0.069	0.00			
	13011968	728340		100.000			

Total unknown % height = 0.1400

Data File: \\Terastation\share\GCdata\LC10.I\09272008.B\A-000010.D
Date : 27-SEP-2008 18:56
Client ID:
Sample Info: STD_7 08GCSC0260 500/1000/500/300ng/mL;1

Instrument: LC10.1
Operator: fhk
Column phase: SYNERGI HYDRORP C18
Column diameter: 4.60

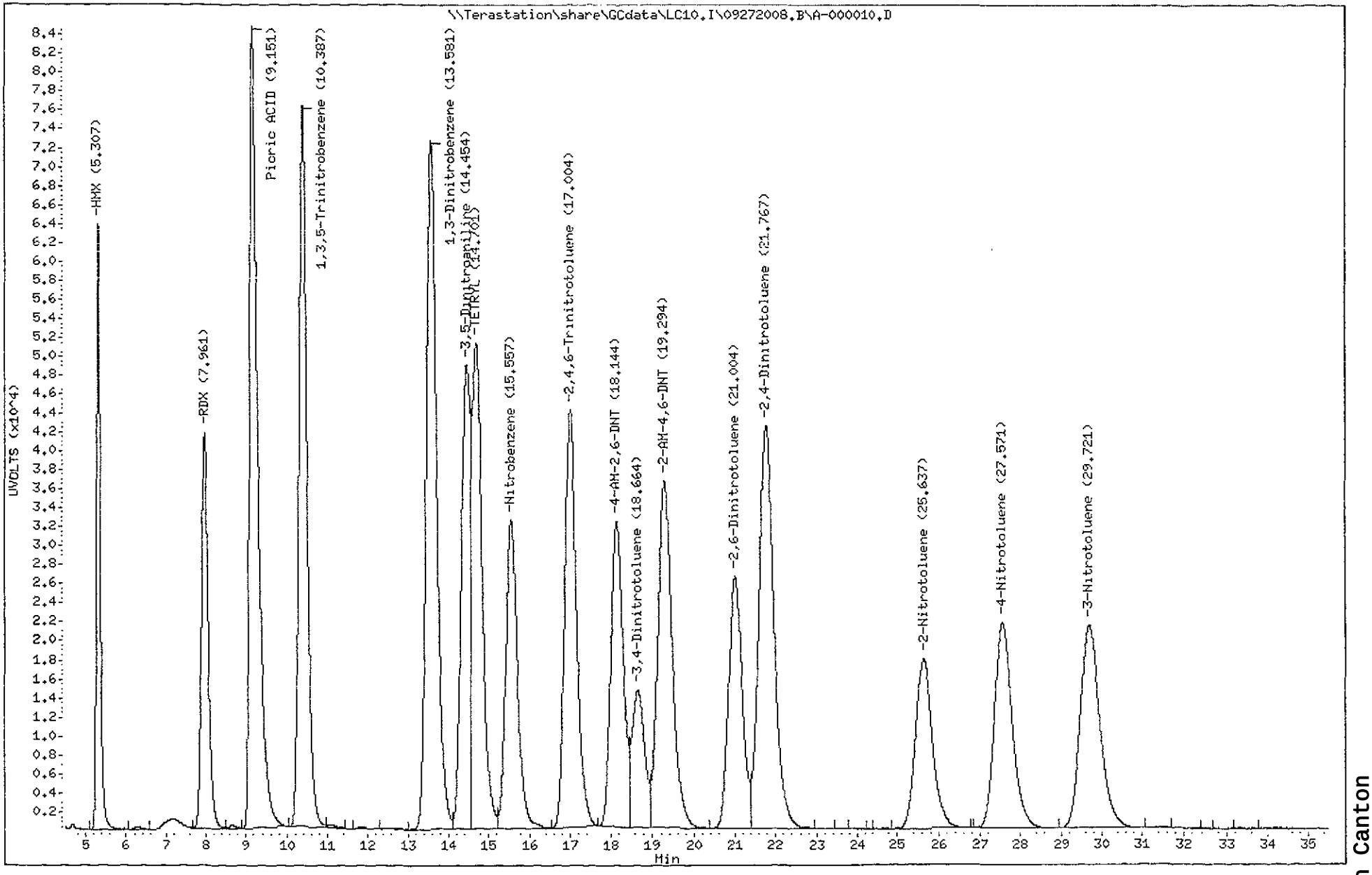

4321
North Canton

Test America West Sacramento

Method 8330

Data file : \\Terastation\share\GCdata\LC10.I\09272008.B\A-000010.D\A-000010
Lab Smp Id: STD_7 08GCSC0260 50
Inj Date : 27-SEP-2008 18:56
Operator : fhk Inst ID: LC10.i
Smp Info : STD_7 08GCSC0260 500/1000/500/300ng/mL;1
Misc Info : ;7; ; ; ;3;CAL.sub; ;0;1
Comment : SOP SAC-LC-0009
Method : \\Terastation\share\GCdata\LC10.I\09272008.B\8330AB.M\83302.m
Meth Date : 27-Sep-2008 19:42 tap Quant Type: AREA%
Cal Date : 17-APR-2008 03:14 Cal File: A-000011.d
Als bottle: 18 Calibration Sample, Level: 7
Dil Factor: 1.00000
Integrator: Falcon+ Compound Sublist: CAL.sub
Target Version: 4.14
Processing Host: SACP307HPLC

RT	AREA	HEIGHT	HT/AREA	% HEIGHT		COMPOUNDS
5.297	2009	205	0.102	0.02		
7.984	1371	110	0.080	0.01		
9.151	1779768	124010	0.070	16.31		5 Picric ACID
10.384	20755	1255	0.060	0.16		
13.581	652024	38226	0.059	4.99		
14.467	515824	41247	0.080	5.38		
14.711	1205872	62431	0.052	8.15		
15.557	1306461	68545	0.052	8.95		
16.174	721308	38023	0.053	4.96		11 Nitroglycerin
17.007	894541	45400	0.051	5.93		
18.140	1094377	51948	0.047	6.78		
18.667	602374	28355	0.047	3.70	$	1 3,4-Dinitrotoluene
19.294	974886	40205	0.041	5.25		
21.004	1151639	48648	0.042	6.35		
21.764	909360	35187	0.039	4.59		
25.637	1240883	42814	0.035	5.59		
27.571	1185946	38008	0.032	4.96		
29.717	1384465	41561	0.030	5.43		
31.387	697684	19060	0.027	2.49		20 PETN
33.501	985	69	0.070	0.00		
34.167	273	59	0.216	0.00		
	16342804	765366		100.000		

Total unknown % height = 72.54

Data File: \\Terastation\share\GCdata\LC10.I\09272008.B\A-000010.D\A-000010.D
Date : 27-SEP-2008 18:56
Client ID:
Sample Info: STD_7 08GCSC0260 500/1000/500/300ng/mL;1

Instrument: LC10.i
Operator: fhk
Column phase: SYNERGI HYDRORP C18
Column diameter: 4.60

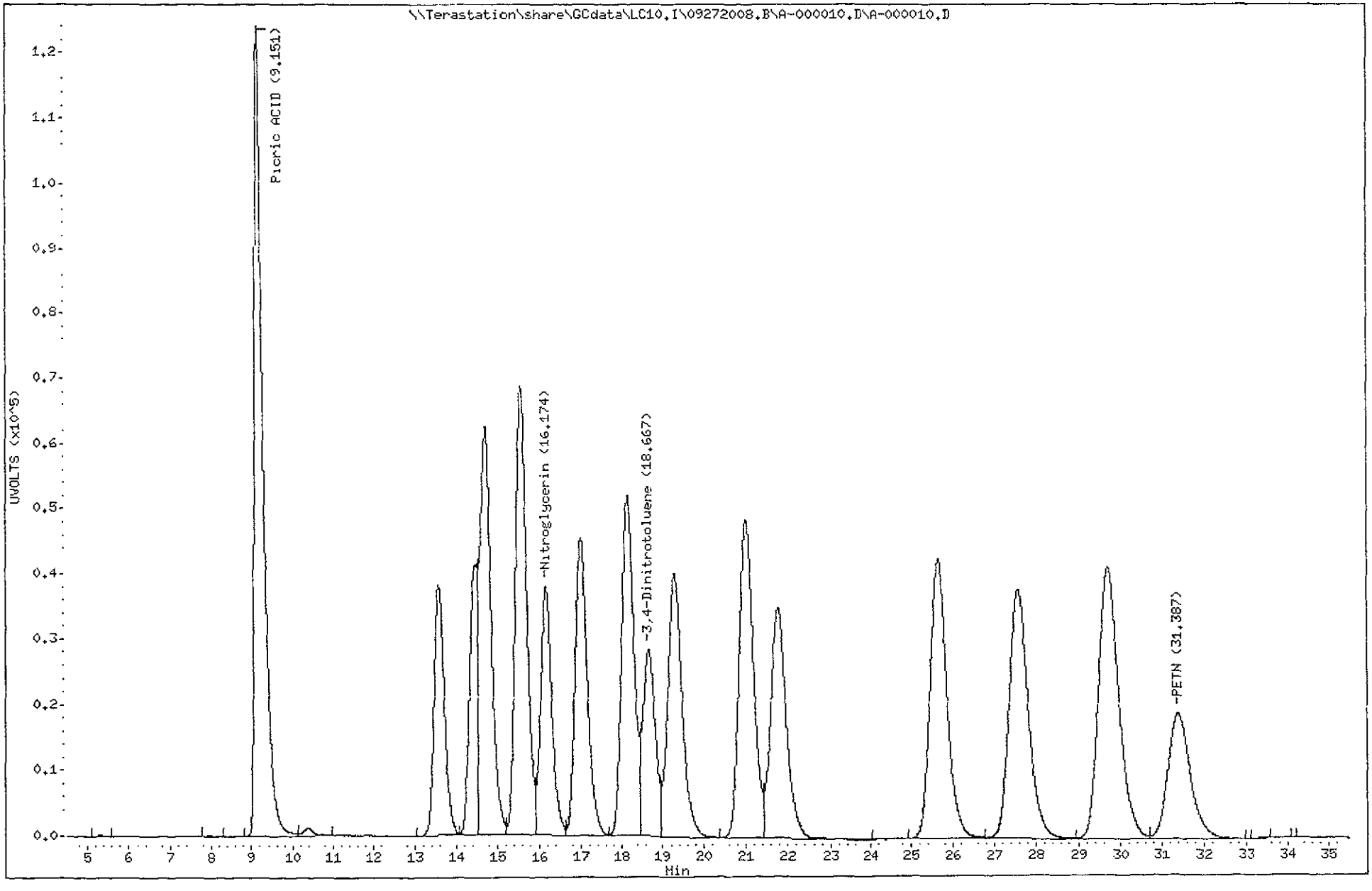

4323
North Canton

TestAmerica West Sacramento

A-000011.D

Chromatography Summary

Method 8330 Target Analyte Results

Injection Date: 9/27/2008 19.47 Operator: fhk

DataFile: LC10 I\09272008 B\A-000011 D Vial Num: 19

Instrument ID: LC10

Sample : **STD_8 08GCSV0261 1000/2000/1000/500ng/**

Method File: LC10 I\09272008 B\8330AB.M

Start Cal Date: 4/16/2008 20 58 End Cal Date: 4/17/2008 3 14

Dilution Factor	Extract Volume	Sample Volume	Sample Weight
1X	0 mL	0 mL	0 g

Matrix: NONE SubList: CAL sub SpikeList:

Samp. Info: STD_8 08GCSV0261 1000/2000/1000/500ng/,1

Misc. Info: ,8, ; ; ;3,CAL sub; ,0,1

	Signal 1 UV 250-265					Signal 2 UV 358-205				
Compound Name	RT	Response	Spike Level	Flag	Response Factor	RT	Response	Spike Level	Flag	Response Factor
3,4-Dinitrotoluene	18.68	24594	500	O	49.188	18.68	48456	500	O	96.912
HMX	5.31	126784	1000		126.784			1000		0
RDX	7.97	82566	1000		82.566			1000		0
Picric ACID	9.08	154706	2000		77.353	9.08	226756	2000		113.378
1,3,5-Trinitrobenzene	10.39	150642	1000	O	150.642			1000		0
1,3-Dinitrobenzene	13.59	144422	1000	O	144.422			1000		0
TETRYL	14.71	99223	1000	O	99.223			1000		0
Nitrobenzene	15.57	63846	1000		63.846			1000		0
2,4,6-Trinitrotoluene	17.02	86719	1000		86.719			1000		0
4-AM-2,6-DNT	18.16	63801	1000		63.801			1000		0
2-AM-4,6-DNT	19.32	72477	1000		72.477			1000		0
2,6-Dinitrotoluene	21.03	52634	1000		52.634			1000		0
2,4-Dinitrotoluene	21.80	84602	1000	O	84.602			1000		0
2-Nitrotoluene	25.68	35270	1000		35.27			1000		0
4-Nitrotoluene	27.62	42858	1000		42.858			1000		0
3-Nitrotoluene	29.77	42269	1000		42.269			1000		0
Nitroglycerin			1000		0	16.18	76293	1000	O	76.293
PETN			1000		0	31.45	38324	1000	O	38.324
3,5-Dinitroaniline	14.46	97414	1000	O	97.414			1000		0
EGDN			1000		0			1000		0

Notes:

M = Manually Integrated

D = Operator Disabled Result

O = Over Calibration Range

Signals Differ by More Than 40%

Signals Differ by More Than 50%

Test America West Sacramento

Method 8330

Data file : \\Terastation\share\GCdata\LC10.I\09272008.B\A-000011.D
Lab Smp Id: STD_8 08GCSV0261 10
Inj Date : 27-SEP-2008 19:47
Operator : fhk Inst ID: LC10.i
Smp Info : STD_8 08GCSV0261 1000/2000/1000/500ng/;1
Misc Info : ;8; ; ; ;3;CAL.sub; ;0;1
Comment : SOP SAC-LC-0009
Method : \\Terastation\share\GCdata\LC10.I\09272008.B\8330AB.m
Meth Date : 27-Sep-2008 20:32 tap Quant Type: AREA%
Cal Date : 17-APR-2008 03:14 Cal File: A-000011.d
Als bottle: 19 Calibration Sample, Level: 8
Dil Factor: 1.00000
Integrator: Falcon+ Compound Sublist: CAL.sub
Target Version: 4.14
Processing Host: SACP307HPLC

RT	AREA	HEIGHT	HT/AREA	% HEIGHT		COMPOUNDS
5.312	821203	126784	0.154	8.88		2 HMX
6.292	6123	559	0.091	0.03		
7.966	942897	82566	0.088	5.78		3 RDX
8.675	6689	669	0.100	0.04		
9.082	2451423	154706	0.063	10.95		5 Picric ACID
10.392	2060089	150642	0.073	10.55		6 1,3,5-Trinitrobenze
11.102	9779	670	0.069	0.04		
11.866	9000	406	0.045	0.02		
13.586	2516712	144422	0.057	10.11		7 1,3-Dinitrobenzene
14.462	1522501	97414	0.064	6.82		8 3,5-Dinitroaniline
14.706	1762628	99223	0.056	6.95		9 TETRYL
15.569	1270476	63846	0.050	4.47		10 Nitrobenzene
17.019	1715303	86719	0.051	6.07		12 2,4,6-Trinitrotolue
18.159	1363287	63801	0.047	4.47		13 4-AM-2,6-DNT
18.682	504691	24594	0.049	1.72	$	1 3,4-Dinitrotoluene
19.316	1749555	72477	0.041	5.07		14 2-AM-4,6-DNT
21.032	1236695	52634	0.043	3.68		15 2,6-Dinitrotoluene
21.796	2183372	84602	0.039	5.92		16 2,4-Dinitrotoluene
25.676	1027135	35270	0.034	2.47		17 2-Nitrotoluene
27.616	1334482	42858	0.032	3.00		18 4-Nitrotoluene
29.766	1414335	42269	0.030	2.96		19 3-Nitrotoluene
31.346	1792	85	0.047	0.00		
33.616	221	30	0.136	0.00		
34.449	253	42	0.166	0.00		
	25910643	1427288		100.000		

Total unknown % height = 0.1300

Data File: \\Terastation\share\GCdata\LC10.I\09272008.B\A-000011.D
Date : 27-SEP-2008 19:47
Client ID:
Sample Info: STD_8 08GCSV0261 1000/2000/1000/500ng/;1

Instrument: LC10.i
Operator: fhk
Column phase: SYNERGI HYDRORP C18
Column diameter: 4.60

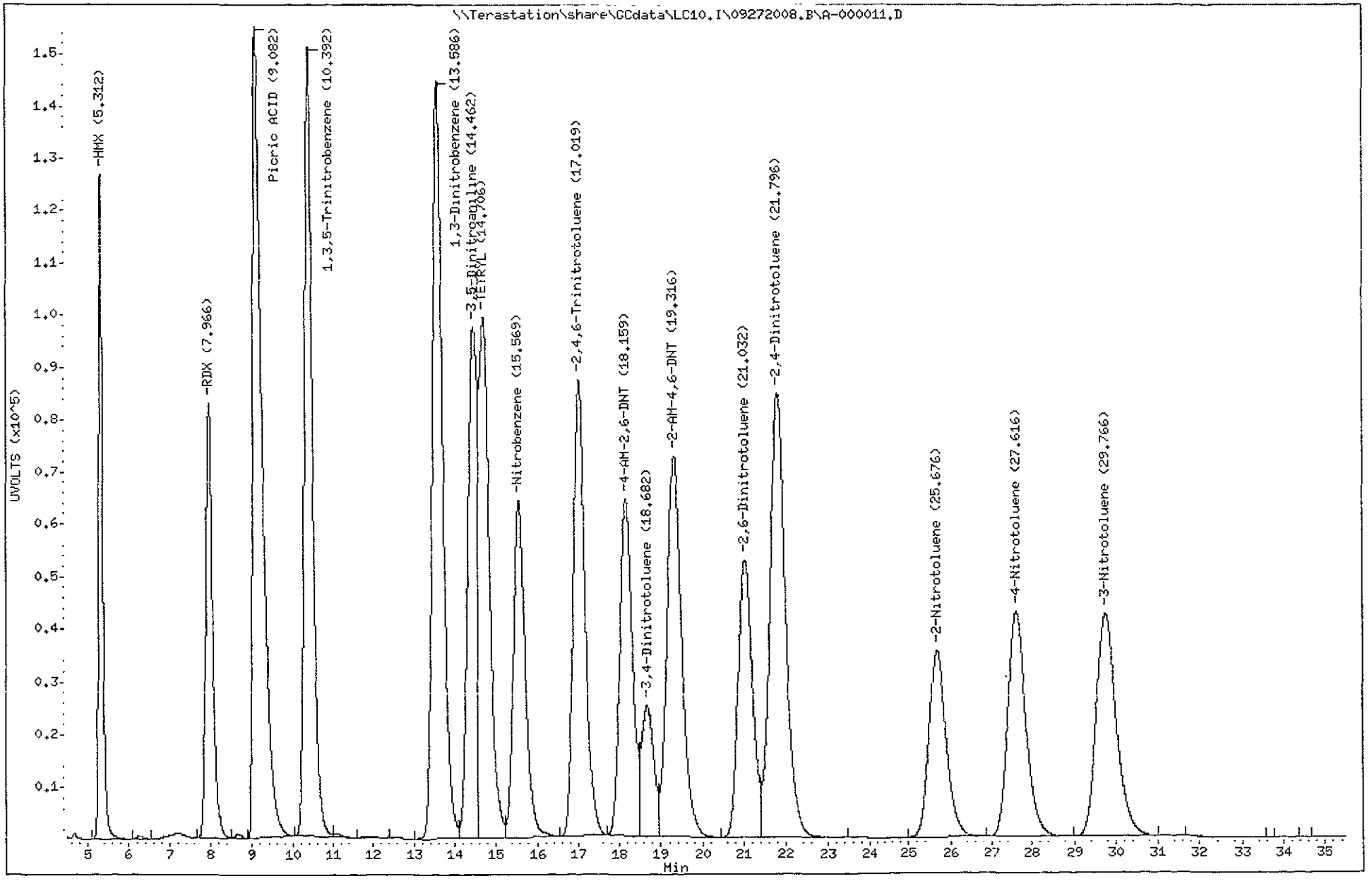

4326

North Canton

Test America West Sacramento

Method 8330

Data file : \\Terastation\share\GCdata\LC10.I\09272008.B\A-000011.D\A-000011
Lab Smp Id: STD_8 08GCSV0261 10
Inj Date : 27-SEP-2008 19:47
Operator : fhk Inst ID: LC10.i
Smp Info : STD_8 08GCSV0261 1000/2000/1000/500ng/;1
Misc Info : ;8; ; ; ;3;CAL.sub; ;0;1
Comment : SOP SAC-LC-0009
Method : \\Terastation\share\GCdata\LC10.I\09272008.B\8330AB.M\83302.m
Meth Date : 27-Sep-2008 20:33 tap Quant Type: AREA%
Cal Date : 17-APR-2008 03:14 Cal File: A-000011.d
Als bottle: 19 Calibration Sample, Level: 8
Dil Factor: 1.00000
Integrator: Falcon+ Compound Sublist: CAL.sub
Target Version: 4.14
Processing Host: SACP307HPLC

RT	AREA	HEIGHT	HT/AREA	% HEIGHT		COMPOUNDS
5.319	3334	371	0.111	0.02		
7.949	3465	228	0.066	0.01		
9.082	3622237	226756	0.063	16.20		5 Picric ACID
10.389	37853	2380	0.063	0.16		
13.586	1333298	76437	0.057	5.42		
14.719	3433897	121325	0.035	8.60		
15.569	2626433	135842	0.052	9.63		
16.182	1465106	76293	0.052	5.41		11 Nitroglycerin
17.019	1784717	89844	0.050	6.37		
18.159	2201014	103579	0.047	7.34		
18.682	1022295	48456	0.047	3.43	$	1 3,4-Dinitrotoluene
19.316	1942296	80187	0.041	5.68		
21.032	2297844	96771	0.042	6.86		
21.796	1836385	70350	0.038	4.99		
24.856	3957	196	0.050	0.01		
25.676	2468844	84667	0.034	6.00		
27.612	2337232	75092	0.032	5.32		
29.769	2759567	82337	0.030	5.84		
31.449	1411641	38324	0.027	2.71		20 PETN
33.249	167	29	0.174	0.00		
33.679	715	41	0.057	0.00		
33.976	638	63	0.099	0.00		
34.219	964	72	0.075	0.00		
	32593900	1409640		100.000		

Total unknown % height = 72.25

Data File: \\Terastation\share\GCdata\LC10.I\09272008.B\A-000011.D\A-000011.D
Date : 27-SEP-2008 19:47
Client ID:
Sample Info: STD_8 08GCSV0261 1000/2000/1000/500ng/;1

Instrument: LC10.i
Operator: fhk
Column phase: SYNERGI HYDRORP C18
Column diameter: 4.60

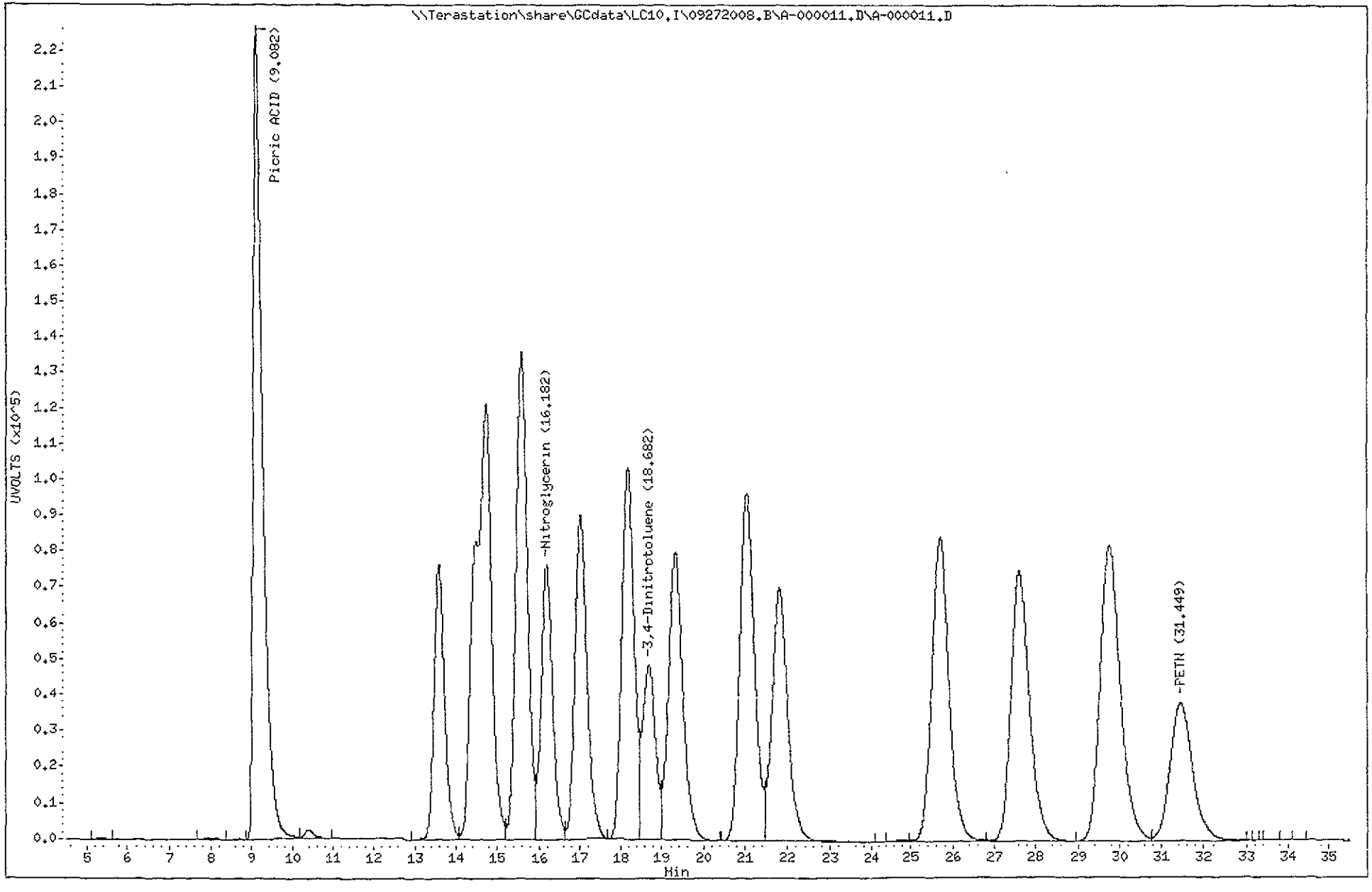

4328

North Canton

TestAmerica West Sacramento

A-000012.D

Chromatography Summary

Method 8330 Target Analyte Results

Sample : **Blank**

Injection Date: 9/27/2008 20 37 Operator: fhk

DataFile: LC10 I\09272008 B\A-000012 D Vial Num: 11

Instrument ID: LC10

Method File: LC10.I\09272008 B\8330AB M

Start Cal Date: 4/16/2008 20 58 End Cal Date: 4/17/2008 3 14

Dilution Factor	Extract Volume	Sample Volume	Sample Weight
1X	0 mL	0 mL	0 g

Matrix: NONE SubList: CAL sub SpikeList:

Samp. Info: Blank:0

Misc. Info: ; , , , ,3,CAL sub, ;0,1

	Signal 1 UV 250-265					Signal 2 UV 358-205							
Compound Name	RT	Diff	Response	PPB	Flag	RT	Diff	Response	PPB	Flag	MDL	RL	Flag
3,4-Dinitrotoluene	**18.69**	**-0.028**	**30**	**0.6397<**							**0.0000**	**0.00**	**45**
HMX											0 0000	0 00	
RDX											0 0000	0 00	
Picric ACID											0 0000	0 00	
1.3.5-Trinitrobenzene											0 0000	0.00	
1,3-Dinitrobenzene											0.0000	0 00	
TETRYL											0.0000	0.00	
Nitrobenzene											0.0000	0 00	
2,4,6-Trinitrotoluene	**16.90**	**-0.139**	**30**	**0.3399<**							**0.0000**	**0.00**	**45**
4-AM-2,6-DNT	**18.29**	**0.108**	**39**	**0.6113<**							**0.0000**	**0.00**	**45**
2-AM-4,6-DNT	**19.38**	**0.035**	**43**	**0.5907<**							**0.0000**	**0.00**	**45**
2,6-Dinitrotoluene											0 0000	0.00	
2,4-Dinitrotoluene											0.0000	0 00	
2-Nitrotoluene											0 0000	0 00	
4-Nitrotoluene											0 0000	0.00	
3-Nitrotoluene											0 0000	0.00	
Nitroglycerin											0 0000	0.00	
PETN											0 0000	0 00	
3,5-Dinitroaniline	**14.50**	**0.018**	**31**	**0.3286<**							**0.0000**	**0.00**	**45**
EGDN											0.0000	0 00	

Surrogates:	Spiked	Recovered	%Rec	Spiked	Recovered	%Rec	Limits
3,4-Dinitrotoluene	**50.0000**	**0.6397**	**1**	**50.0000**		**0**	**0--1.#QNAI**

Notes:
M = Manually Integrated
D = Operator Disabled Result
O = Over Calibration Range

Signals Differ by More Than 40%
Signals Differ by More Than 50%

Printed: 9/30/2003 11:34 AM

Test America West Sacramento

Method 8330

Data file : \\Terastation\share\GCdata\LC10.I\09272008.B\A-000012.D
Lab Smp Id: Blank
Inj Date : 27-SEP-2008 20:37
Operator : fhk Inst ID: LC10.i
Smp Info : Blank;0
Misc Info : ; ; ; ; ;3;CAL.sub; ;0;1
Comment : SOP SAC-LC-0009
Method : \\Terastation\share\GCdata\LC10.I\09272008.B\8330AB.m
Meth Date : 27-Sep-2008 20:32 tap Quant Type: AREA%
Cal Date : 17-APR-2008 03:14 Cal File: A-000011.d
Als bottle: 11
Dil Factor: 1.00000
Integrator: Falcon+ Compound Sublist: CAL.sub
Target Version: 4.14
Processing Host: SACP307HPLC

RT	AREA	HEIGHT	HT/AREA	% HEIGHT			COMPOUNDS
5.538	563	64	0.114	7.69			
8.461	448	32	0.071	3.79			
9.581	176	38	0.215	4.50			
10.168	68	25	0.367	2.96			
11.834	134	40	0.298	4.73			
14.211	106	30	0.282	3.55			
14.501	108	31	0.287	3.67		8	3,5-Dinitroaniline
14.931	123	27	0.219	3.19			
15.268	161	25	0.155	2.96			
16.901	487	30	0.062	3.55		12	2,4,6-Trinitrotolue
17.751	128	27	0.211	3.19			
18.294	353	39	0.110	4.62		13	4-AM-2,6-DNT
18.691	118	30	0.253	3.55	$	1	3,4-Dinitrotoluene
19.381	761	43	0.056	5.09		14	2-AM-4,6-DNT
19.938	249	39	0.157	4.62			
22.238	118	27	0.229	3.19			
23.108	105	29	0.276	3.43			
23.828	591	44	0.074	5.21			
26.018	208	28	0.135	3.31			
26.234	471	43	0.091	5.09			
27.118	129	26	0.202	3.08			
28.964	227	27	0.119	3.19			
31.594	693	31	0.045	3.67			
32.197	308	38	0.123	4.50			
33.108	87	31	0.356	3.67			
	6924	844		100.000			

Total unknown % height = 79.52

Data File: \\Terastation\share\GCdata\LC10.I\09272008.B\A-000012.D
Date : 27-SEP-2008 20:37
Client ID:
Sample Info: Blank;0

Instrument: LC10.1
Operator: fhk
Column phase: SYNERGI HYDRORP C18
Column diameter: 4.60

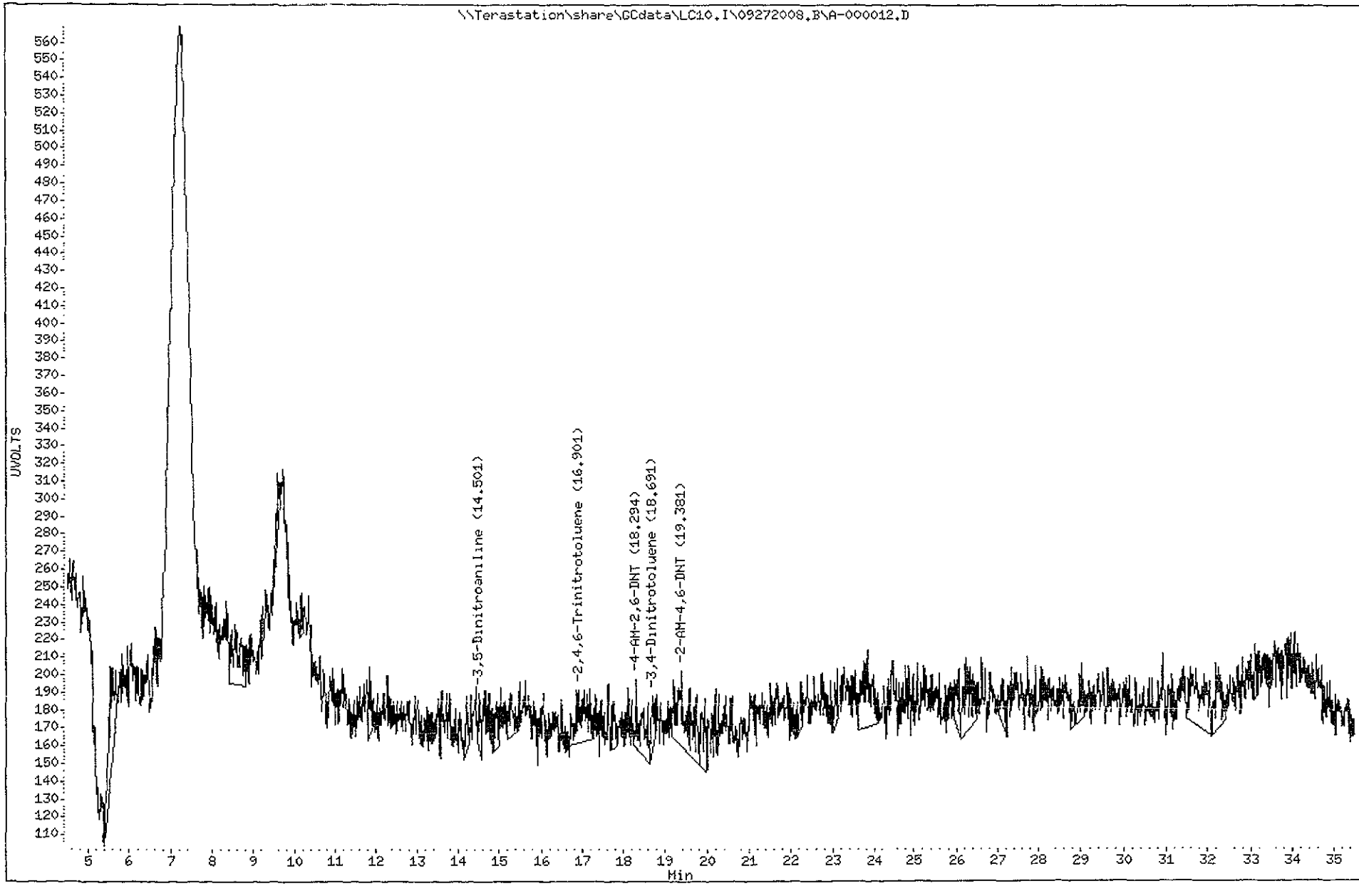

4331
North Canton

Test America West Sacramento

Method 8330

Data file : \\Terastation\share\GCdata\LC10.I\09272008.B\A-000012.D\A-000012
Lab Smp Id: Blank
Inj Date : 27-SEP-2008 20:37
Operator : fhk Inst ID: LC10.i
Smp Info : Blank;0
Misc Info : ; ; ; ; ;3;CAL.sub; ;0;1
Comment : SOP SAC-LC-0009
Method : \\Terastation\share\GCdata\LC10.I\09272008.B\8330AB.M\83302.m
Meth Date : 27-Sep-2008 20:33 tap Quant Type: AREA%
Cal Date : 17-APR-2008 03:14 Cal File: A-000011.d
Als bottle: 11
Dil Factor: 1.00000
Integrator: Falcon+ Compound Sublist: CAL.sub
Target Version: 4.14
Processing Host: SACP307HPLC

RT	AREA	HEIGHT	HT/AREA	% HEIGHT	COMPOUNDS
25.918	999	53	0.053	3.87	
26.531	722	46	0.064	3.36	
27.451	264	53	0.201	3.87	
27.584	1275	80	0.063	5.85	
29.428	873	55	0.063	4.02	
30.448	8311	186	0.022	13.60	
31.718	594	87	0.146	6.36	
32.061	2401	164	0.068	11.99	
32.261	5653	206	0.036	15.06	
33.428	1042	69	0.066	5.04	
33.758	844	61	0.072	4.46	
34.354	1317	73	0.055	5.34	
34.727	8148	234	0.029	17.18	
	32442	1367		100.000	

Total unknown % height = 100.0

Data File: \\Terastation\share\GCdata\LC10,I\09272008,B\A-000012,D\A-000012,D
Date : 27-SEP-2008 20:37
Client ID:
Sample Info: Blank;0

Instrument: LC10,i

Operator: fhk
Column diameter: 4.60

Column phase: SYNERGI HYDRORP C18



4333

North Canton

TestAmerica West Sacramento
GC/LC INSTRUMENT LOG

Inst ID: LC10 Batch ID: 04072009
Method : Method 8330 Test : SOP SAC-LC-0009
ICAL Date: See Calibration Report

Date	Time	Operator	Sample ID	File ID	Vol or Wt	Extract Vol	Diln	Comments
07-APR-2009	18.50	fhk	Primer	A-000001.	0 g	0 mL	1	
07-APR-2009	19.41	fhk	Primer	A-000002	0 g	0 mL	1	
07-APR-2009	20:31	fhk	STD_5 09GCSV0052 .2K/.1/.1/.1/	A-000003.	0 g	0 mL	1	
07-APR-2009	21.22	fhk	K9J701AA 9093288 G9D030000-288	A-000004.	10 g	80 mL	1	
07-APR-2009	22:12	fhk	K9J701AC 9093288 G9D030000-288	A-000005.	10 g	80 mL	1	
07-APR-2009	23 03	fhk	K83CR2AG 9093288 G9C240231-13	A-000006.	10 g	80 mL	1	
07-APR-2009	23 53	fhk	K9EL31AC 9093288 G9D010148-1 1	A-000007.	10 01 g	80 mL	1	
08-APR-2009	00.44	fhk	K9EL31CC 9093288 G9D010148-1 S	A-000008.	10 g	80 mL	1	
08-APR-2009	01:34	fhk	K9EL31CD 9093288 G9D010148-1 D	A-000009.	10 g	80 mL	1	
08-APR-2009	02.25	fhk	K9EL71AN 9093288 G9D010148-2 1	A-000010.	10 g	80 mL	1	
08-APR-2009	03:15	fhk	K9EL81AN 9093288 G9D010148-3 1	A-000011	10.02 g	80 mL	1	
08-APR-2009	04:06	fhk	STD_6 09GCSV0054 .5K/ 2/ 2/ 2/	A-000012	0 g	0 mL	1	
08-APR-2009	04:57	fhk	K9FM21AA 9091508 G9D010000-508	A-000013	2 g	40 mL	1	
08-APR-2009	05 47	fhk	K9FM21AC 9091508 G9D010000-508	A-000014	2 g	40 mL	1	
08-APR-2009	06 38	fhk	K87GF1AA 9091508 C9C260266-1 1	A-000015	2.01 g	40 mL	1	
08-APR-2009	07.28	fhk	K87GK1AA 9091508 C9C260266-2 1	A-000016.	2 g	40 mL	1	
08-APR-2009	08 19	fhk	K87GL1AA 9091508 C9C260266-3 1	A-000017	2.03 g	40 mL	1	
08-APR-2009	09:09	fhk	K87GN1AA 9091508 C9C260266-4 1	A-000018.	1.97 g	40 mL	1	
08-APR-2009	10:00	fhk	K87GP1AA 9091508 C9C260266-5 1	A-000019	2 g	40 mL	1	
08-APR-2009	10:51	fhk	K87GQ1AA 9091508 C9C260266-6 1	A-000020	1.99 g	40 mL	1	
08-APR-2009	11:41	fhk	K87GT1AA 9091508 C9C260266-7 1	A-000021	2 04 g	40 mL	1	
08-APR-2009	12.32	fhk	K87GW1AA 9091508 C9C260266-8 1	A-000022.	2.01 g	40 mL	1	
08-APR-2009	13:23	fhk	STD_5 09GCSV0052 .2K/.1/.1/.1/	A-000023.	0 g	0 mL	1	
08-APR-2009	14:13	fhk	K8VX91A4 9091508 C9C200146-1 1	A-000024.	1.98 g	40 mL	1	
08-APR-2009	15 04	fhk	K8V0F1AF 9091508 C9C200146-2 1	A-000025.	2.01 g	40 mL	1	
08-APR-2009	15:54	fhk	K8V0J1AF 9091508 C9C200146-3 1	A-000026.	1 97 g	40 mL	1	
08-APR-2009	16:45	fhk	K8V0K1A9 9091508 C9C200146-4 1	A-000027.	2.01 g	40 mL	1	
08-APR-2009	17.36	fhk	K8V0R1AF 9091508 C9C200146-5 1	A-000028.	2 01 g	40 mL	1	
08-APR-2009	18:26	fhk	K8V0T1AF 9091508 C9C200146-6 1	A-000029	1.99 g	40 mL	1	
08-APR-2009	19 17	fhk	K8V0T1CQ 9091508 C9C200146-6 S	A-000030.	2 g	40 mL	1	
08-APR-2009	20:08	fhk	K8V0T1CR 9091508 C9C200146-6 D	A-000031.	2.01 g	40 mL	1	
08-APR-2009	20.58	fhk	K8V001A8 9091508 C9C200146-7 1	A-000032	1 99 g	40 mL	1	
08-APR-2009	21 49	fhk	K8V031AF 9091508 C9C200146-8 1	A-000033.	2 g	40 mL	1	
08-APR-2009	22.39	fhk	STD_5 09GCSV0052 .2K/.1/.1/ 1/	A-000034.	0 g	0 mL	1	
08-APR-2009	23:30	fhk	K8V051AF 9091508 C9C200146-9 1	A-000035.	2.01 g	40 mL	1	
09-APR-2009	00:21	fhk	K8V081AF 9091508 C9C200146-10	A-000036	1.99 g	40 mL	1	
09-APR-2009	01:11	fhk	K8V091AF 9091508 C9C200146-11	A-000037.	2 g	40 mL	1	
09-APR-2009	02:02	fhk	K86JG1ADL 9085255 LCSD RI 1X	A-000038	1000 mL	20 mL	1	
09-APR-2009	02:52	fhk	K9CT01ADL 9090203 LCS RI 1X	A-000039.	1000 mL	20 mL	1	
09-APR-2009	03:43	fhk	K83PD1AC 9085256 G9C240292-1 5	A-000040	1000 mL	20 mL	5	
09-APR-2009	04 33	fhk	K9MCL1AA 9096130 G9D060000-130	A-000041	1000 mL	20 mL	1	
09-APR-2009	05:24	fhk	K9MCL1AC 9096130 G9D060000-130	A-000042.	1000 mL	20 mL	1	
09-APR-2009	06:14	fhk	K9E6F1AA 9096130 A9D010211-1 1	A-000043	1039.13 mL	20 mL	1	
09-APR-2009	07:05	fhk	K9E6F1AC 9096130 A9D010211-1 S	A-000044.	1038.84 mL	20 mL	1	
09-APR-2009	07:55	fhk	STD_5 09GCSV0052 .2K/.1/.1/.1/	A-000045.	0 g	0 mL	1	
09-APR-2009	08:46	fhk	MRL_1 09GCSV0057 20/5/20/20/20	A-000046.	0 g	0 mL	1	
09-APR-2009	09:36	fhk	K9E6F1AD 9096130 A9D010211-1 D	A-000047.	1029.93 mL	20 mL	1	
09-APR-2009	10 28	fhk	K9E6T1AA 9096130 A9D010211-3 1	A-000048	1020 03 mL	20 mL	1	
09-APR-2009	11:19	fhk	K9E621AA 9096130 A9D010211-5 1	A-000049.	1021.12 mL	20 mL	1	
09-APR-2009	12:09	fhk	K9E641AA 9096130 A9D010211-6 1	A-000050	1010.54 mL	20 mL	1	

Sequence continued on next page

TestAmerica West Sacramento

A-000046.D

Chromatography Summary

Injection Date: 4/9/2009 8 46 Operator: fhk

DataFile: LC10 I\04072009 B\A-000046 D Vial Num: 7

Instrument ID: LC10

Method 8330 Target Analyte Results

MDL check

Sample : **MRL_1 09GCSV0057 20/5/20/20/20ng/ml**

Method File: LC10 I\04072009 B\8330AB M

Start Cal Date: 9/27/2008 13:52 End Cal Date: 9/27/2008 19 47

Dilution Factor	Extract Volume	Sample Volume	Sample Weight
1X	0 mL	0 mL	0 g

Matrix: NONE SubList: CAL.sub SpikeList:

Samp. Info: MRL_1 09GCSV0057 20/5/20/20/20ng/ml,2

Misc. Info: ,1; ; , ,3.CAL sub; ,0,1

	Signal 1 UV 250-265							Signal 2 UV 358-205								
Compound Name	RT	Response	PPB	Spike Level	%D	Result	Flag	RT	Response	PPB	Spike Level	%D	Result	Flag	Limits(%)	Flag
3,4-Dinitrotoluene	17.71	889	18.7900<	~~20~~ 5	276%	Fails	-60%	17.72	1785	18.9700	~~20~~ 5	279%	Fails	-5%	(±15)	
HMX	5.20	588	4 6900<	5	-6%	Acceptable					5	-100%	Fails		(±15)	45
RDX	7 71	352	4 3020<	5	-14%	Acceptable					5	-100%	Fails		(±15)	45
Picric ACID	8.91	4392	52.0300	~~240~~	420%	Fails	40%	8.91	6393	51.5700<	~~50~~ 10	416%	Fails	3%	(±15)	
1,3,5-Trinitrobenzene	10 02	768	5.0990<	5	2%	Acceptable					5	-100%	Fails		(±15)	45
1,3-Dinitrobenzene	13 01	723	4 9990<	5	0%	Acceptable					5	-100%	Fails		(±15)	45
TETRYL	13 97	488	4.7930<	5	-4%	Acceptable	M				5	-100%	Fails		(±15)	45
Nitrobenzene	14 86	328	5 0750<	5	2%	Acceptable					5	-100%	Fails		(±15)	45
2,4,6-Trinitrotoluene	16 20	463	5 1990<	5	4%	Acceptable					5	-100%	Fails		(±15)	45
4-AM-2,6-DNT	17 12	344	5 3030<	5	6%	Acceptable					5	-100%	Fails		(±15)	45
2-AM-4,6-DNT	18 15	411	5 5950<	5	12%	Acceptable					5	-100%	Fails		(±15)	45
2,6-Dinitrotoluene	19 89	289	5.3940<	5	8%	Acceptable					5	-100%	Fails		(±15)	45
2,4-Dinitrotoluene	20 59	440	5.1640<	5	3%	Acceptable					5	-100%	Fails		(±15)	45
2-Nitrotoluene	24 30	183	5 1300<	5	3%	Acceptable	M				5	-100%	Fails		(±15)	45
4-Nitrotoluene	26.03	229	5 2360<	5	5%	Acceptable					5	-100%	Fails		(±15)	45
3-Nitrotoluene	28 04	210	4 8710<	5	-3%	Acceptable					5	-100%	Fails		(±15)	45
Nitroglycerin				5	-100%	Fails		15.42	1510	20.2200<	~~20~~ 5	304%	Fails	1%	(±15)	45
PETN				5	-100%	Fails		29.52	852	22.1800<	~~20~~ 5	344%	Fails	11% M	(±15)	45
3,5-Dinitroaniline	13.72	451	4 6520<	5	-7%	Acceptable	M				5	-100%	Fails		(±15)	45
EGDN				5	-100%	Fails					5	-100%	Fails		(±15)	

Notes: M = Manually Integrated

D = Operator Disabled Result

O = Over Calibration Range

Signals Differ by More Than 40%

Signals Differ by More Than 50%

RE-INTEGRATION CODES

1 Poor Peak Shape
2 Poor Peak Resolution
3 Peak Not Integrated
4 Sample Matrix Interference
5 Column Bleed
6 Instrument Noise
7 Baseline Correction
8 Other (reason must be stated)

ALL RE-INTEGRATIONS MUST BE INITIALED, DATED AND CODED

4/9/09

Printed: 4/9/2009 1:11 PM

TestAmerica West Sacramento

Method 8330

Data file : \\Terastation\share\GCdata\LC10.I\04072009.B\A-000046.d
Lab Smp Id: MRL_1 09GCSV0057 20
Inj Date : 09-APR-2009 08:46
Operator : fhk Inst ID: LC10.i
Smp Info : MRL_1 09GCSV0057 20/5/20/20/20ng/ml;2
Misc Info : ;1; ; ; ;3;CAL.sub; ;0;1
Comment : SOP SAC-LC-0009
Method : \\Terastation\share\GCdata\LC10.I\04072009.B\8330AB.M
Meth Date : 09-Apr-2009 09:46 kenneyf Quant Type: AREA%
Cal Date : 27-SEP-2008 19:47 Cal File: A-000011.d
Als bottle: 7 Continuing Calibration Sample
Dil Factor: 1.00000
Integrator: Falcon+ Compound Sublist: CAL.sub
Target Version: 4.14
Processing Host: SACP307FK

RT	AREA	HEIGHT	HT/AREA	% HEIGHT			COMPOUNDS
5.204	3438	588	0.171	4.97		2	HMX
7.714	3698	352	0.095	2.97		3	RDX
8.914	63402	4392	0.069	37.26		5	Picric ACID
10.021	10575	768	0.073	6.49		6	1,3,5-Trinitrobenz
13.008	12189	723	0.059	6.11		7	1,3-Dinitrobenzene
13.721	6253	451	0.072	3.81		8	3,5-Dinitroaniline
13.974	8171	488	0.060	4.12		9	TETRYL
14.864	6257	328	0.052	2.77		10	Nitrobenzene
16.201	9455	463	0.049	3.91		12	2,4,6-Trinitrotolu
17.124	6787	344	0.051	2.90		13	4-AM-2,6-DNT
17.711	18194	889	0.049	7.51	$	1	3,4-Dinitrotoluene
18.148	8840	411	0.046	3.47		14	2-AM-4,6-DNT
19.888	6536	289	0.044	2.44		15	2,6-Dinitrotoluene
20.591	10959	440	0.040	3.72		16	2,4-Dinitrotoluene
21.378	253	38	0.150	0.32			
23.211	113	40	0.356	0.33			
24.301	4916	183	0.037	1.54		17	2-Nitrotoluene
26.031	7266	229	0.032	1.93		18	4-Nitrotoluene
27.168	263	34	0.129	0.28			
28.044	5837	210	0.036	1.77		19	3-Nitrotoluene
30.141	299	27	0.090	0.22			
31.164	834	39	0.047	0.32			
32.638	261	37	0.142	0.31			
33.191	140	25	0.179	0.21			
34.211	389	38	0.098	0.32			
	195325	11826		100.000			

Total unknown % height = 2.310

RE-INTEGRATION CODES

1 Poor Peak Shape
2 Poor Peak Resolution
3 Peak Not Integrated
4 Sample Matrix Interference
5 Column Bleed
6 Instrument Noise
7 Baseline Correction
8 Other (reason must be stated)

ALL RE-INTEGRATIONS MUST BE INITIALED, DATED AND CODED

4/9/09

Data File: \\Terastation\share\GCdata\LC10.i\04072009.B\A-000045.d
Date : 09-APR-2009 08:46
Client ID:
Sample Info: MRL_1 09GCSW0057 20/5/20/20/20ng/ml;2
Column phase: SYNERGI HYDRORP C18

Instrument: LC10.i
Operator: fhk
Column diameter: 4.60

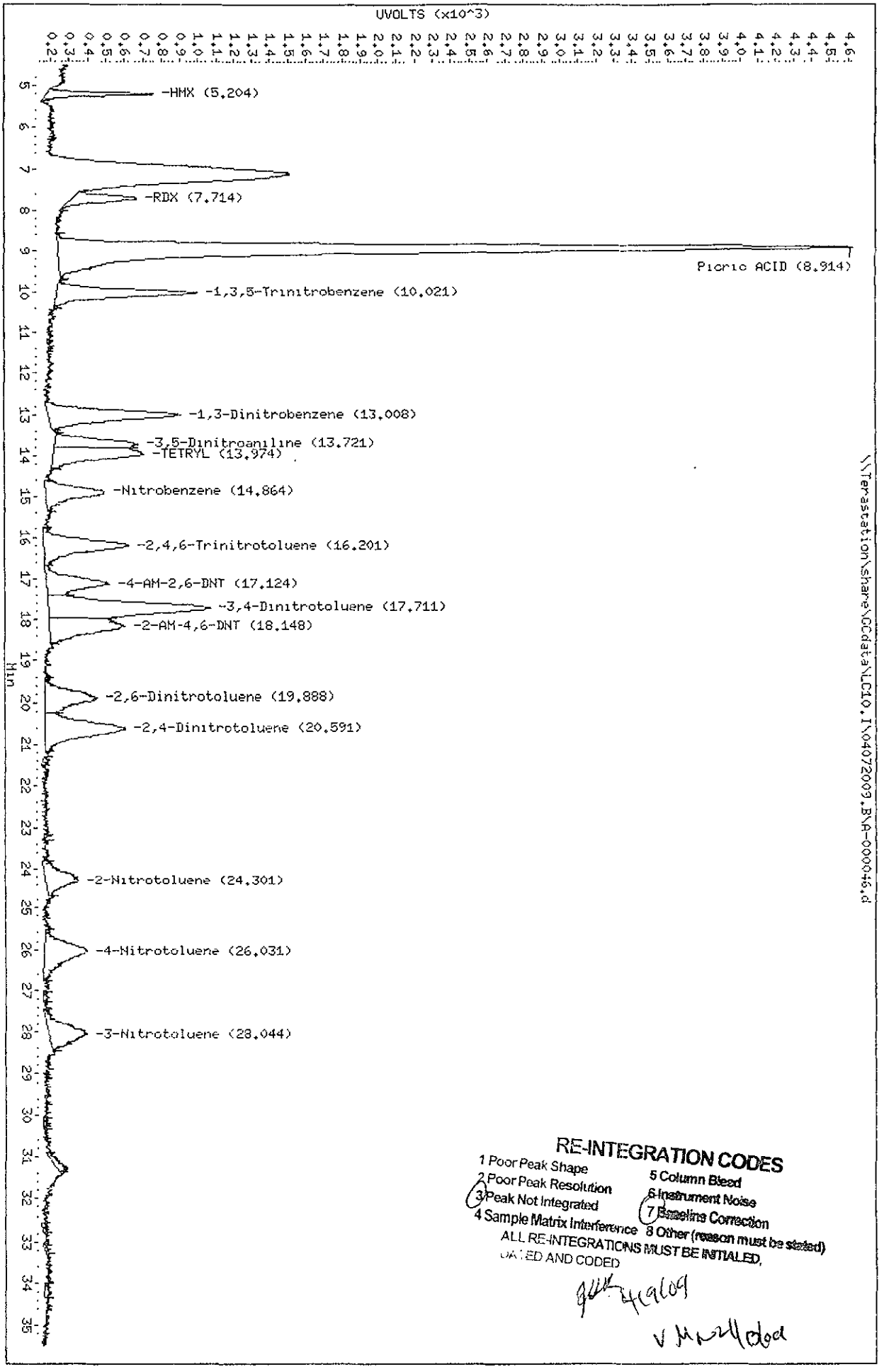

RE-INTEGRATION CODES

1 Poor Peak Shape
2 Poor Peak Resolution
3 Peak Not Integrated
4 Sample Matrix Interference
5 Column Bleed
6 Instrument Noise
7 Baseline Correction
8 Other (reason must be stated)

ALL RE-INTEGRATIONS MUST BE INITIALED, DATED AND CODED

4/9/09

TestAmerica West Sacramento

Method 8330

Data file : \\Terastation\share\GCdata\LC10.I\04072009.B\A-000046.d\A-000046
Lab Smp Id: MRL_1 09GCSV0057 20
Inj Date : 09-APR-2009 08:46
Operator : fhk Inst ID: LC10.i
Smp Info : MRL_1 09GCSV0057 20/5/20/20/20ng/ml;2
Misc Info : ;1; ; ; ;3;CAL.sub; ;0;1
Comment : SOP SAC-LC-0009
Method : \\Terastation\share\GCdata\LC10.I\04072009.B\8330AB.M\83302.m
Meth Date : 09-Apr-2009 09:32 tap Quant Type: AREA%
Cal Date : 27-SEP-2008 19:47 Cal File: A-000011.d
Als bottle: 7 Continuing Calibration Sample
Dil Factor: 1.00000
Integrator: Falcon+ Compound Sublist: CAL.sub
Target Version: 4.14
Processing Host: SACP307FK

RT	AREA	HEIGHT	HT/AREA	% HEIGHT		COMPOUNDS
8.914	88805	6393	0.072	32.21		5 Picric ACID
13.001	8071	450	0.056	2.25		
13.701	10076	321	0.032	1.61		
14.874	10074	602	0.060	3.02		
15.424	26968	1510	0.056	7.57		11 Nitroglycerin
16.188	9603	494	0.051	2.47		
17.108	10718	568	0.053	2.85		
17.721	51877	1785	0.034	8.95	$	1 3,4-Dinitrotoluene
19.871	16353	634	0.039	3.18		
20.598	11958	410	0.034	2.05		
24.208	14168	460	0.032	2.30		
25.261	680	88	0.129	0.44		
25.558	1336	131	0.098	0.65		
26.031	14407	444	0.031	2.22		
27.048	1415	96	0.068	0.48		
27.338	555	93	0.168	0.46		
28.021	27804	637	0.023	3.19		
29.524	29075	852	0.029	4.27		20 PETN
31.298	143197	3505	0.024	17.59		
33.248	206	66	0.320	0.33		
33.514	937	83	0.089	0.41		
33.681	531	77	0.145	0.38		
33.938	890	68	0.076	0.34		
34.211	315	97	0.308	0.48		
35.088	450	60	0.133	0.30		
	480471	19924		100.000		

Total unknown % height = 47.00

RE-INTEGRATION CODES

1 Poor Peak Shape
2 Poor Peak Resolution
3 Peak Not Integrated
4 Sample Matrix Interference
5 Column Bleed
6 Instrument Noise
7 Baseline Correction
8 Other (reason must be stated)

ALL RE-INTEGRATIONS MUST BE INITIALED, DATED AND CODED

Data File: \\Terastation\share\GCdata\LC10.I\04072009.B\A-000046.d\A-000046.d
Date : 09-APR-2009 08:46
Client ID:
Sample Info: MRL_1 09GCSV0057 20/5/20/20/20ng/ml;2

Instrument: LC10.1
Operator: fhk
Column phase: SYNERGI HYDRORP C18
Column diameter: 4.60

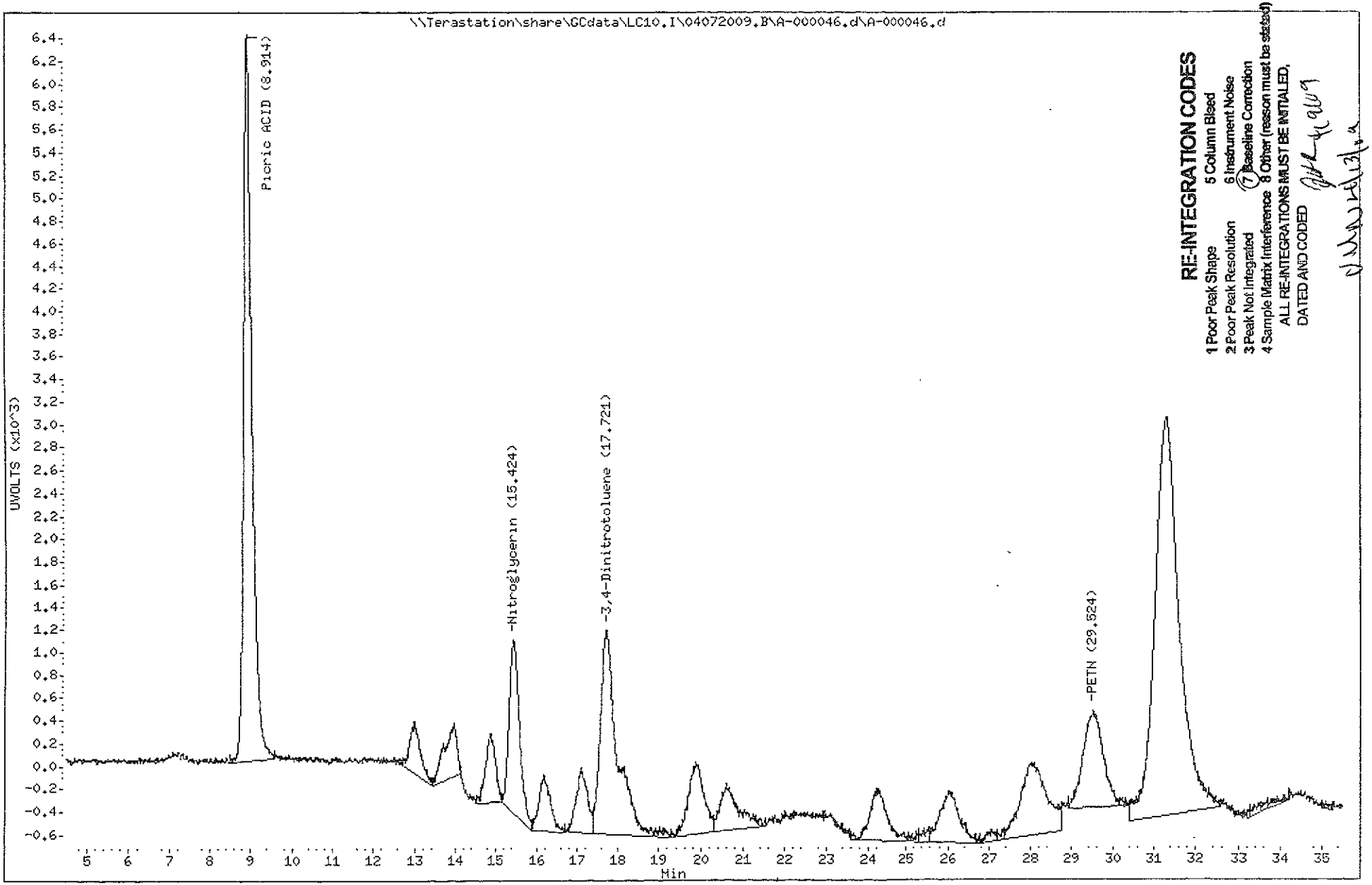

North Canton

TestAmerica West Sacramento

A-000046.D

Chromatography Summary

Injection Date: 4/9/2009 8 46 Operator: fhk

DataFile: LC10 I\04072009 B\A-000046 D Vial Num: 7

Instrument ID: LC10

Method 8330 Target Analyte Results

Sample : **MRL_1 09GCSV0057 20/5/20/20/20ng/ml**

Method File: LC10 I\04072009 B\8330AB M

Start Cal Date: 9/27/2008 13:52 End Cal Date: 9/27/2008 19:47

Dilution Factor	Extract Volume	Sample Volume	Sample Weight
1X	0 mL	0 mL	0 g

Matrix: NONE SubList: CAL sub SpikeList:

Samp. Info: MRL_1 09GCSV0057 20/5/20/20/20ng/ml,2

Misc. Info: ,1; , , ;3,CAL sub, ,0,1

	Signal 1 UV 250-265							Signal 2 UV 358-205								
Compound Name	RT	Response	PPB	Spike Level	%D	Result	Flag	RT	Response	PPB	Spike Level	%D	Result	Flag	Limits(%)	Flag
3,4-Dinitrotoluene	17.71	889	18.7900<	5	276%	Fails		17.72	1785	18.9700	5	279%	Fails		(±15)	
HMX	5 20	588	4 6900<	5	-6%	Acceptable					5	-100%	Fails		(±15)	45
RDX	7 71	352	4.3020<	5	-14%	Acceptable					5	-100%	Fails		(±15)	45
Picric ACID	8.91	4392	52.0300	10	420%	Fails		8.91	6393	51.5700<	10	416%	Fails		(±15)	
1,3,5-Trinitrobenzene	10 02	768	5 0990<	5	2%	Acceptable					5	-100%	Fails		(±15)	45
1,3-Dinitrobenzene	13 01	723	4 9990<	5	0%	Acceptable					5	-100%	Fails		(±15)	45
TETRYL				5	-100%	Fails					5	-100%	Fails		(±15)	
Nitrobenzene	14.86	328	5 0750<	5	2%	Acceptable					5	-100%	Fails		(±15)	45
2,4,6-Trinitrotoluene	16 20	463	5 1990<	5	4%	Acceptable					5	-100%	Fails		(±15)	45
4-AM-2,6-DNT	17 12	344	5 3030<	5	6%	Acceptable					5	-100%	Fails		(±15)	45
2-AM-4,6-DNT	18 15	411	5 5950<	5	12%	Acceptable					5	-100%	Fails		(±15)	45
2,6-Dinitrotoluene	19 89	289	5 3940<	5	8%	Acceptable					5	-100%	Fails		(±15)	45
2,4-Dinitrotoluene	20 59	440	5 1640<	5	3%	Acceptable					5	-100%	Fails		(±15)	45
2-Nitrotoluene	24.20	123	3.4480<	5	-31%	Fails					5	-100%	Fails		(±15)	45
4-Nitrotoluene	26 03	229	5 2360<	5	5%	Acceptable					5	-100%	Fails		(±15)	45
3-Nitrotoluene	28 04	210	4 8710<	5	-3%	Acceptable					5	-100%	Fails		(±15)	45
Nitroglycerin				5	-100%	Fails		15.42	1510	20.2200<	5	304%	Fails		(±15)	45
PETN				5	-100%	Fails		29.53	1013	26.3700<	5	427%	Fails		(±15)	45
3,5-Dinitroaniline	13.72	297	3.0630<	5	-39%	Fails					5	-100%	Fails		(±15)	45
EGDN				5	-100%	Fails					5	-100%	Fails		(±15)	

Notes M = Manually Integrated

D = Operator Disabled Result

O = Over Calibration Range

Signals Differ by More Than 40%

Signals Differ by More Than 50%

See reintegration.

4/9/09

Printed: 4/9/2009 9:42 AM

Test America West Sacramento

Method 8330

Data file : \\Terastation\share\GCdata\LC10.I\04072009.B\A-000046.D
Lab Smp Id: MRL_1 09GCSV0057 20
Inj Date : 09-APR-2009 08:46
Operator : fhk Inst ID: LC10.i
Smp Info : MRL_1 09GCSV0057 20/5/20/20/20ng/ml;2
Misc Info : ;1; ; ; ;3;CAL.sub; ;0;1
Comment : SOP SAC-LC-0009
Method : \\Terastation\share\GCdata\LC10.I\04072009.B\8330AB.m
Meth Date : 09-Apr-2009 09:31 tap Quant Type: AREA%
Cal Date : 27-SEP-2008 19:47 Cal File: A-000011.d
Als bottle: 7 Continuing Calibration Sample
Dil Factor: 1.00000
Integrator: Falcon+ Compound Sublist: CAL.sub
Target Version: 4.14
Processing Host: SACP307HPLC

RT	AREA	HEIGHT	HT/AREA	% HEIGHT			COMPOUNDS
5.204	3438	588	0.171	5.28		2	HMX
7.714	3698	352	0.095	3.16		3	RDX
8.914	63402	4392	0.069	39.60		5	Picric ACID
10.021	10575	768	0.073	6.90		6	1,3,5-Trinitrobenze
13.008	12189	723	0.059	6.49		7	1,3-Dinitrobenzene
13.724	6233	297	0.048	2.66		8	3,5-Dinitroaniline
14.864	6257	328	0.052	2.94		10	Nitrobenzene
16.201	9455	463	0.049	4.16		12	2,4,6-Trinitrotolue
17.124	6787	344	0.051	3.09		13	4-AM-2,6-DNT
17.711	18194	889	0.049	7.99	$	1	3,4-Dinitrotoluene
18.148	8840	411	0.046	3.69		14	2-AM-4,6-DNT
19.888	6536	289	0.044	2.59		15	2,6-Dinitrotoluene
20.591	10959	440	0.040	3.95		16	2,4-Dinitrotoluene
21.378	253	38	0.150	0.34			
23.211	113	40	0.356	0.35			
24.204	2458	123	0.050	1.10		17	2-Nitrotoluene
26.031	7266	229	0.032	2.05		18	4-Nitrotoluene
27.168	263	34	0.129	0.30			
28.044	5837	210	0.036	1.88		19	3-Nitrotoluene
30.141	299	27	0.090	0.24			
31.164	834	39	0.047	0.35			
32.638	261	37	0.142	0.33			
33.191	140	25	0.179	0.22			
34.211	389	38	0.098	0.34			
	184676	11124		100.000			

Total unknown % height = 2.470

See reintegration.
4/9/09

Data File: \\Terastation\share\GCdata\LC10.I\04072009.B\A-000046.D
Date : 09-APR-2009 08:46
Client ID:
Sample Info: MRL_1 09GCSW0057 20/5/20/20/20ng/ml;2

Instrument: LC10.1
Operator: fhk
Column diameter: 4.60

Column phase: SYNERGI HYDRORR C18

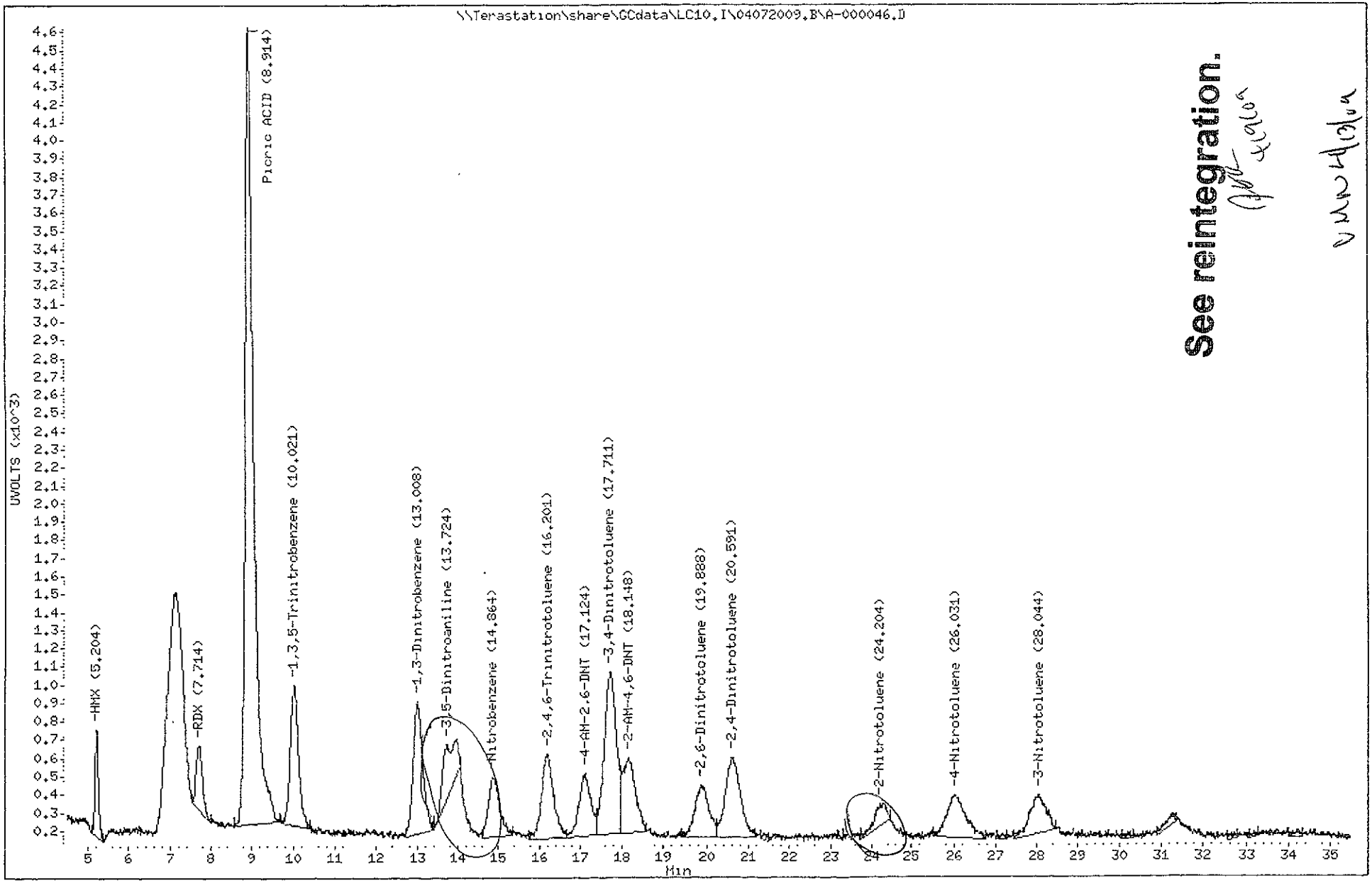

See reintegration.

4342

North Canton

Test America West Sacramento

Method 8330

Data file : \\Terastation\share\GCdata\LC10.I\04072009.B\A-000046.D\A-00004
Lab Smp Id: MRL_1 09GCSV0057 20
Inj Date : 09-APR-2009 08:46
Operator : fhk Inst ID: LC10.i
Smp Info : MRL_1 09GCSV0057 20/5/20/20/20ng/ml;2
Misc Info : ;1; ; ; ;3;CAL.sub; ;0;1
Comment : SOP SAC-LC-0009
Method : \\Terastation\share\GCdata\LC10.I\04072009.B\8330AB.M\83302.m
Meth Date : 09-Apr-2009 09:32 tap Quant Type: AREA%
Cal Date : 27-SEP-2008 19:47 Cal File: A-000011.d
Als bottle: 7 Continuing Calibration Sample
Dil Factor: 1.00000
Integrator: Falcon+ Compound Sublist: CAL.sub
Target Version: 4.14
Processing Host: SACP307HPLC

RT	AREA	HEIGHT	HT/AREA	% HEIGHT		COMPOUNDS
8.914	88805	6393	0.072	31.95		5 Picric ACID
13.001	8071	450	0.056	2.24		
13.701	10076	321	0.032	1.59		
14.874	10074	602	0.060	2.99		
15.424	26968	1510	0.056	7.51		11 Nitroglycerin
16.188	9603	494	0.051	2.45		
17.108	10718	568	0.053	2.82		
17.721	51877	1785	0.034	8.88	$	1 3,4-Dinitrotoluene
19.871	16353	634	0.039	3.15		
20.598	11958	410	0.034	2.04		
24.208	14168	460	0.032	2.29		
25.261	680	88	0.129	0.43		
25.558	1336	131	0.098	0.65		
26.031	14407	444	0.031	2.21		
27.048	1415	96	0.068	0.47		
27.338	555	93	0.168	0.46		
28.021	27804	637	0.023	3.17		
29.528	45436	1013	0.022	5.04		20 PETN
31.298	143197	3505	0.024	17.45		
33.248	206	66	0.320	0.32		
33.514	937	83	0.089	0.41		
33.681	531	77	0.145	0.38		
33.938	890	68	0.076	0.33		
34.211	315	97	0.308	0.48		
35.088	450	60	0.133	0.29		
	496832	20085		100.000		

Total unknown % height = 46.62

See reintegration.
4/9/09

Data File: \\Terastation\share\GCdata\LC10.I\04072009.B\A-000046.D\A-000046.D
Date : 09-APR-2009 08:46
Client ID:
Sample Info: MRL_1 09CCSV0057 20/5/20/20/20ng/ml;2

Instrument: LC10.1
Operator: fhk
Column diameter: 4.60

Column phase: SYNERGI HYDRORP C18

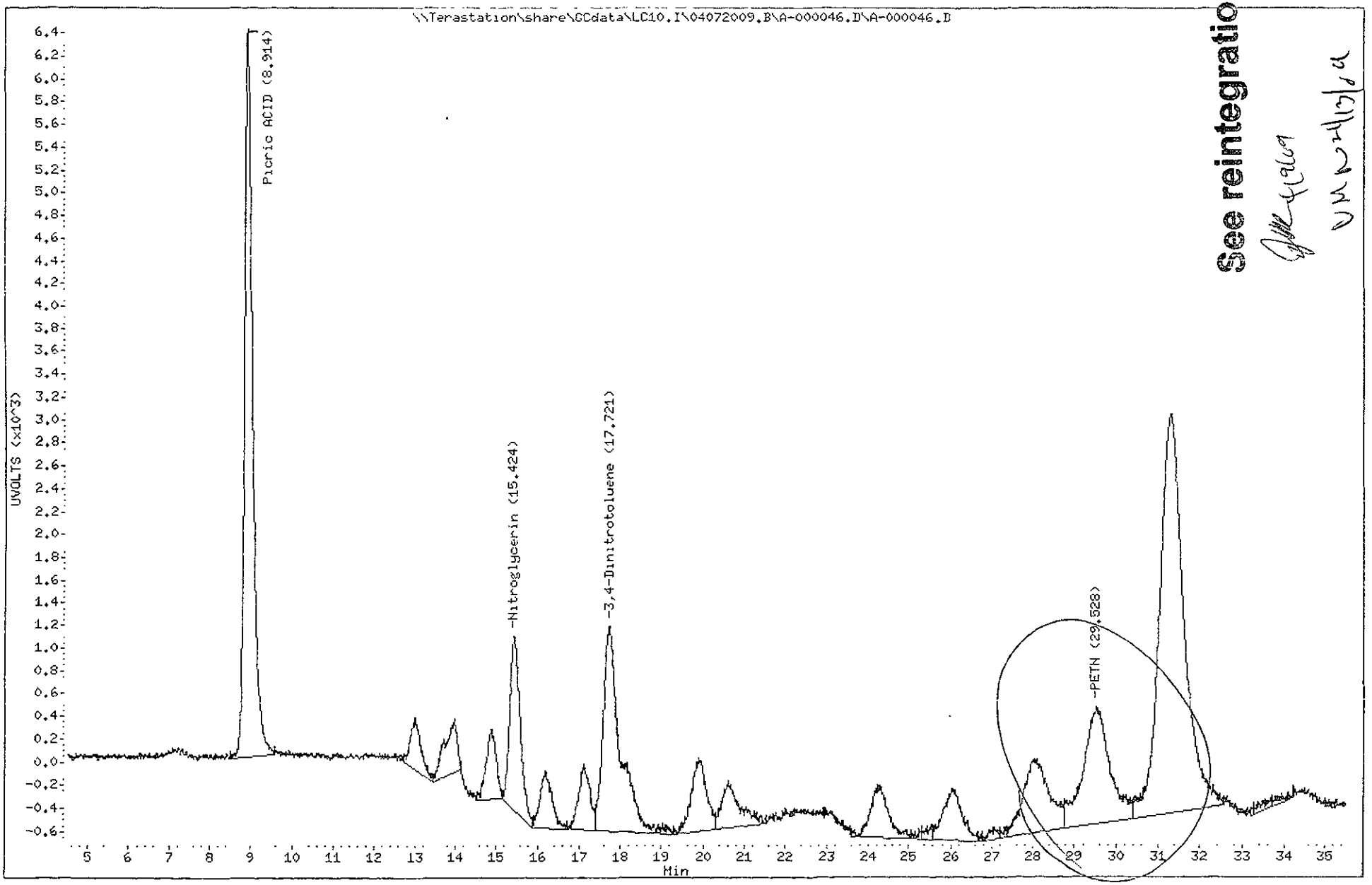

See reintegration.

4344

North Canton

Sample Extraction/Preparation Log Copies and Checklists

TestAmerica
THE LEADER IN ENVIRONMENTAL TESTING

TestAmerica West Sacramento

GC/HPLC Data Review Checklist

Lot ID: N9C310174 **Test:** 8330-S **PM:** MJL

Prep Batch(es) 9093292 **Due Date:** 4/13/09 **NCM:** Y (N)

A. Calibration/Instrument Run QC	Analyst	Reviewer	N/A
1. ICAL or ICAL Summary and CCV included.	—	✓	
2. ICAL, CCV Criteria met.	—	✓	
3. Multiple-eluters (TPH-D, 8081A, 8082) ICAL/CCVs appropriate and within criteria	—	✓	
4. CCVs every 10 samples/12 hours, all samples bracketed front and back.	—	✓	
5. PEM frequency and criteria met.			—
6. Peaks correctly ID'd by data system.	—	✓	
7. Method Number is identified on data.	—	✓	
B. QA/QC			
1. Method blank, LCS/LCSD and MS/SD frequencies met.	—	✓	
2. LCS/LCSD and MB data is included.	—	✓	
3. LCS/LCSD and MB data are within control limits. If not, NCM is present in Clouseau.	—	✓	
4. MS/MSD data complete.	—	✓	
5. Holding Times were met.	—	✓	
C. Sample Analysis			
1. Logbook copies for all injections made, including ICV standards and ICAL.	—	✓	
2. Logbooks/prep sheets properly filled out.	—	✓	
3. Manual Integrations reviewed and appropriate.		✓	—
4. All raw data for samples is included (applies to unused data as well)	—	✓	
5. All analytes correctly reported.	—	✓	
6. Correct reporting limits used. (based on client request, prep factors, and dilutions)	—	✓	
D. Documentation			
1. Are all nonconformances documented appropriately?		✓	
2. Quantims entry correct, including dates and times.	—	✓	
3. Appropriate footnotes used.	—	✓	
4. Report sheets included and error-free.	—	✓	

Analyst: _____ Date: 4/10/09

2nd Level Reviewer: J. Nichols Date: 4/13/09

Comments:

BV

TestAmerica West Sacramento
ESC-Extraction Master Sheet

4347

Holding Time Due: 4-10-09 | Project Due: 4-10-09

BATCH #: 9093292 | Initiated By: MD | Date: 4-3-09

Test #: 83305 | Extn Comp'd By: MM 4/06/09 | Date: 4-6-09

QC Code	Lab ID	Sample Size g / Initial Mass	Final Volume ml / Final Mass	Difference in Mass
B	MB	2.00	40.0	4-6-09
C	LCS	2.00	40.0	MD
	A9C310174-06	2.00	40.0	
S	A9C310174-6MS	2.03	40.0	
D	A9C310174 6MSD	2.02	40.0	
	A9C310174 -07	2.00	40.0	
	A9C310174 -08	2.00	40.0	
	A9C310174 -09	2.03	40.0	
	A9C310174 -10	2.01	40.0	
	A9C310174 -11	2.04	40.0	
	A9C310174 -12	2.03	40.0	
	MD 4-6-09			

SOP No.: WS-LL-0209

EXTRACTION COMMENTS:

QC Codes	Standard Information				
	Volume	STD ID	Exp. Date	STD Name/Conc.	ppm/ppb
B,C	80.0 ml	09GCSV0046	7/17/09	3,4 DNT 50ug/ml	2.0
C,S,D	40.0 ml	09GCSV0037	7/17/09	8330-DNA 50ug/ml	1.0
C,S,D	200 ul	09GCSV0044	7/17/09	NG/PETN 50ug/ml	5.0

Spiked By / Date: MD - 4-3-09 | Witnessed By / Date: TP 4/3/09

QC Codes: B = MB, C = LCS, L = LCSD, S = MS, D = SD, FB = Filter Blank

North Canton

RQC058

TestAmerica Laboratories, Inc.
EXTRACTION BENCH WORKSHEET

Run Date: 4/06/09
Time: 17:53:31

LEV 1	LEV 2		LEV 1	LEV 2	
Y		Blank	Y		Weights/Volumes
Y		Check	Y		Spike & Surrogate Worksheet
Y		MS/MSD	Y		Vial contains correct volume
			Y		Labels, greenbars, worksheets
					computer batch: correct & all match
					Anomalies to Extraction Method

	Expanded Deliverable
	COC Completed
Y	Bench Sheet Copied
	Package Submitted to AnalyticalGroup
	Bench Sheet Copied per COC

Extractionist: 000915 Horacio J. Arauz

Concentrationist: 000036 Natalia Kyzmenku

QC BATCH: 9093292

PREP DATE: 4/03/09 10:00
COMP DATE: 4/06/09 11:00

Reviewer/Date: ARAUZH / 4/06/09

Nitroaromatics & Nitramines: Explosives (8330)
SONICATION - Low Level

EXTR EXPR	ANL DUE	LOT#,MSRUN#/ WORK ORDER	TEST FLGS	EXT	MTH	MATRIX	INIT/FIN WT/VOL	INIT	PH'S ADJ1	ADJ2	SOLVENTS EXTRACTION	VOL	EXCHANGE	VOL	SPIKE STANDARD/ SURROGATE ID
4/10/09	4/10/09	A9C310174-006 9093157 **K9C7R-1-A9**	DR	13	A0	SOLID	**2.00g** 40.00mL	NA	NA	NA	HOAC/ACN	10.0		.0	80UL-09GCSV0046
COMMENTS:															
4/10/09	4/10/09	A9C310174-006 9093157 **K9C7R-1-E6S**	DR	13	A0	SOLID	**2.03g** 40.00mL	NA	NA	NA	HOAC/ACN	10.0		.0	40UL-09GCSV0037,200UL-04 80UL-09GCSV0046
COMMENTS:															
4/10/09	4/10/09	A9C310174-006 9093157 **K9C7R-1-E7D**	DR	13	A0	SOLID	**2.02g** 40.00mL	NA	NA	NA	HOAC/ACN	10.0		.0	40UL-09GCSV0037,200UL-04 80UL-09GCSV0046
COMMENTS:															
4/10/09	4/10/09	A9C310174-007 9093157 **K9C7W-1-AL**	DR	13	A0	SOLID	**2.00g** 40.00mL	NA	NA	NA	HOAC/ACN	10.0		.0	80UL-09GCSV0046
COMMENTS:															
4/10/09	4/10/09	A9C310174-008 9093157 **K9C71-1-AL**	DR	13	A0	SOLID	**2.00g** 40.00mL	NA	NA	NA	HOAC/ACN	10.0		.0	80UL-09GCSV0046
COMMENTS:															
4/10/09	4/10/09	A9C310174-009 9093157 **K9C72-1-AL**	DR	13	A0	SOLID	**2.03g** 40.00mL	NA	NA	NA	HOAC/ACN	10.0		.0	80UL-09GCSV0046
COMMENTS:															
4/10/09	4/10/09	A9C310174-010 9093157 **K9C73-1-AX**	DR	13	A0	SOLID	**2.01g** 40.00mL	NA	NA	NA	HOAC/ACN	10.0		.0	80UL-09GCSV0046
COMMENTS:															

RQC058

TestAmerica Laboratories, Inc.
EXTRACTION BENCH WORKSHEET

Run Date: 4/06/09
Time: 17:53:31

QC BATCH: 9093292

PREP DATE: 4/03/09 10:00
COMP DATE: 4/06/09 11:00

EXTR EXPR	ANL DUE	LOT#,MSRUN#/ WORK ORDER	TEST FLGS	EXT	MTH	MATRIX	INIT/FIN WT/VOL	PH"S INIT	PH"S ADJ1	PH"S ADJ2	SOLVENTS EXTRACTION	SOLVENTS VOL	SOLVENTS EXCHANGE	SOLVENTS VOL	SPIKE STANDARD/ SURROGATE ID
4/10/09	4/10/09	A9C310174-011 9093157 **K9C76-1-AX**	DR	13	A0	SOLID	**2.04g** 40.00mL	NA	NA	NA	HOAC/ACN	10.0		.0	80UL-09GCSV0046
COMMENTS:															
4/10/09	4/10/09	A9C310174-012 9093157 **K9C77-1-AX**	DR	13	A0	SOLID	**2.03g** 40.00mL	NA	NA	NA	HOAC/ACN	10.0		.0	80UL-09GCSV0046
COMMENTS:															
4/10/09	0/00/00	G9D030000-292 **K9J8F-1-AAB**		13	A0	SOLID	**2.00g** 40.00mL	NA	NA	NA	HOAC/ACN	10.0		.0	80UL-09GCSV0046
COMMENTS:															
4/10/09	0/00/00	G9D030000-292 **K9J8F-1-ACC**		13	A0	SOLID	**2.00g** 40.00mL	NA	NA	NA	HOAC/ACN	10.0		.0	40UL-09GCSV0037,200UL-04 80UL-09GCSV0046
COMMENTS:															

.45 FILTER MILLIPORE R8JN03371; .1% HOAC/ACN 2991-85E; 1.3G/L CACL2 2991-87J

R = RUSH C = CLP
E = EPA 600 D = EXP.DEL)
M = CLIENT REQ MS/MSD

NUMBER OF WORK ORDERS IN BATCH: 11

BV

TestAmerica
THE LEADER IN ENVIRONMENTAL TESTING

West Sacramento

Preparation Data Review Checklist

Prep Batch(es) 9093292 Test: 8330-S

Prep Date: 4-3-09 Holding Times: 4-10-09 NCM: Y (N)

A. Spike Witness/Batch setup	Spike Witness	Reviewer
1. **Holding times checked?** NCMs filed as appropriate	✓	✓
2. QAS checked for QC instructions (LCS, LCSD, MS,MSD, etc)	✓	✓
3. Amount of samples in hood match amount of samples on bench sheet. Sample IDS match.	✓	NA
4. Worksheets have been checked for required spiking compounds	✓	✓
5. Spiking volumes are correctly documented	✓	✓
6. Std ID numbers on spike labels match numbers on bench sheet	✓	NA
7. Expiration dates have been checked	✓	✓
8. Calibration expiration dates on pipettors have been checked	✓	NA
9. Spiker and spike witness have signed and dated bench sheet	✓	
B. Weights and Volumes		
1. Recorded weights are in anticipated range	NA	✓
2. Balance upload or raw data for weights is included	NA	✓
3. Weights and volumes have been transcribed correctly to LIMS.	NA	✓
4. Weights are not targeted to meet exact weights.	NA	✓
5. Each weight or volume measurement is a unique record (no dittos or line downs)	NA	✓
C. Standards and Reagents		
1. Lot numbers for all reagents, including clean up stages, are recorded.	NA	✓
2. Are dates and analysts for cleanups recorded?	NA	✓
3. Are correct IDs used for standards? Are expiration dates to day/month/year, when listed?	NA	✓
D. Documentation		
1. Are all nonconformances documented appropriately?	NA	NA
2. QuantIMs entry correct, including dates and times.	NA	✓
3. Are all fields completed?	NA	✓

Spike witness: TP Date: 4/3/09

2nd Level Reviewer: ✓ Date: 4/7/09

Comments:

Appendix

Includes (as applicable):

retention time windows

MDL summaries

calculation explanation sheets

standard raw data

statistical summary

TestAmerica West Sacramento

Retention Time Window

INSTRUMENT ID: LC10-C18
COLUMN ID: Synergi Hydro-RP
COLUMN SN: 389480-1
DATE: 11-Sep-07
date - time
STANDARD 1: 9/6/07 736
STANDARD 2: 9/7/07 1603
STANDARD 3: 9/8/07 1928

METHOD ID: 8330M
Isocratic run 5:90:5
Flow rate 1.0 mL/min
Column Temperature 29 degrees
Injection volume 500 uL
SOP # SAC-LC-0009

	ANALYTE	RETENTION TIME 1	RETENTION TIME 2	RETENTION TIME 3	STANDARD DEVIATION	+/- 3X STD Deviation	RTW	
Channel 109; 250/265 nm								
1	HMX	5.380	5.370	5.380	0.006	0.018	0.15	*
2	RDX	8.210	8.200	8.210	0.006	0.018	0.15	*
3	Picric Acid	9.660	9.620	9.680	0.031	0.093	0.15	*
3	1,3,5-Trinitrobenzene	10.850	10.840	10.860	0.010	0.030	0.15	*
4	1,3-Dinitrobenzene	14.290	14.270	14.290	0.012	0.036	0.15	*
5	TETRYL	15.590	15.570	15.600	0.015	0.045	0.15	*
6	Nitrobenzene	16.410	16.400	16.420	0.010	0.030	0.15	*
7	2,4,6-Trinitrotoluene	18.010	17.990	18.010	0.012	0.036	0.15	*
9	4-AM-2,6-Dinitrotoluene	19.160	19.130	19.170	0.021	0.063	0.15	*
8	3,4-Dinitrotoluene (surr)	19.720	19.680	19.720	0.023	0.069	0.15	*
10	2-AM-4,6-Dinitrotoluene	20.390	20.360	20.400	0.021	0.063	0.15	*
11	2,6-Dinitrotoluene	22.350	22.310	22.360	0.026	0.078	0.15	*
12	2,4-Dinitrotoluene	23.160	23.130	23.170	0.021	0.063	0.15	*
13	2-Nitrotoluene	27.330	27.290	27.340	0.026	0.078	0.15	*
14	4-Nitrotoluene	29.370	29.330	29.400	0.035	0.105	0.15	*
15	3-Nitrotoluene	31.740	31.710	31.770	0.030	0.090	0.15	*
Channel 110; 200 nm								
17	Nitroglycerin	17.140	17.120	17.140	0.012	0.036	0.15	*
18	PETN	33.990	33.950	34.000	0.026	0.078	0.15	*

Note: The retention time window is the retention time +/- 0.15 minute, or 3X the standard deviation, whichever is greater. A * indicates that 3X the standard deviation is less than 0.15 minute, and that 0.15 minute was substituted in the 3X standard deviation column.

Prepared by: Frank Kenney 11-Sep-07

SOLID, 8330 (Mod), Nitroguanidine

Raw Data Package

Run/Batch Data

Includes (as applicable):

runlogs

continuing calibration standards

interference/performance check standards

continuing calibration blanks

method blanks

lcs

ms/sd

sample raw data

ms tune data

Varian Star Workstation - RecalcList Sat Apr 11 09:11:57 2009

RecalcList: C:\Star\Sample list\NQ-04.10.2009.RCL

Created: Fri Apr 10 10:39:19 2009
Modified: Fri Apr 10 21:01:08 2009

NQ Analysis 10 April 2009
WS-LC-0010

Line	Sample Type	Sample Name	Data File	In
1	Verification	Primer WS-LC-0010	nq-4-10-2009=10;50;53-primer ws-lc-0010.run	
2	Verification	Primer WS-LC-0010	nq-4-10-2009=11;10;20-primer ws-lc-0010.run	
3	Verification	Primer WS-LC-0010	nq-4-10-2009=11;29;49-primer ws-lc-0010.run	
4	Verification	Primer WS-LC-0010	nq-4-10-2009=11;49;18-primer ws-lc-0010.run	
5	Analysis	Blank Water	nq-4-10-2009=12;08;50-blank water.run	
6	Analysis	08GCSV0334 2XMDL	nq-4-10-2009=12;28;20-08gcsv0334 2xmdl.run	
7	Verification	08GCSV0338	nq-4-10-2009=12;47;49-08gcsv0338.run	
8	Verification	08GCSV0341 MRL	nq-4-10-2009=13;07;22-08gcsv0341 mrl.run	
9	Analysis	G9D030000-296-MB	nq-4-10-2009=13;26;54-g9d030000-296-mb.run	
10	Analysis	G9D030000-296-LCS	nq-4-10-2009=13;46;23-g9d030000-296-lcs.run	
11	Analysis	A9C10174-6	nq-4-10-2009=14;05;53-a9c10174-6.run	
12	Analysis	A9C10174-6MS	nq-4-10-2009=14;25;22-a9c10174-6ms.run	
13	Analysis	A9C10174-6MSD	nq-4-10-2009=14;44;52-a9c10174-6msd.run	
14	Analysis	A9C10174-7	nq-4-10-2009=15;04;18-a9c10174-7.run	
15	Analysis	A9C10174-8	nq-4-10-2009=15;23;46-a9c10174-8.run	
16	Analysis	A9C10174-9	nq-4-10-2009=15;43;15-a9c10174-9.run	
17	Analysis	A9C10174-10	nq-4-10-2009=16;02;43-a9c10174-10.run	
18	Analysis	A9C10174-11	nq-4-10-2009=16;22;11-a9c10174-11.run	
19	Verification	08GCSV0339	nq-4-10-2009=16;41;43-08gcsv0339.run	
20	Verification	08GCSV0341 MRL	nq-4-10-2009=17;01;16-08gcsv0341 mrl.run	
21	Analysis	A9C10174-12	nq-4-10-2009=17;20;46-a9c10174-12.run	
22	Analysis	G9D070000-383-MB	nq-4-10-2009=17;40;13-g9d070000-383-mb.run	
23	Analysis	G9D070000-383-LCS	nq-4-10-2009=17;59;43-g9d070000-383-lcs.run	
24	Analysis	A9C310174-2	nq-4-10-2009=18;19;10-a9c310174-2.run	
25	Analysis	A9C310174-3	nq-4-10-2009=18;38;40-a9c310174-3.run	
26	Analysis	A9C310174-4	nq-4-10-2009=18;58;08-a9c310174-4.run	
27	Analysis	A9C310174-4MS	nq-4-10-2009=19;17;35-a9c310174-4ms.run	
28	Analysis	A9C310174-4MSD	nq-4-10-2009=19;37;05-a9c310174-4msd.run	
29	Verification	08GCSV0338	nq-4-10-2009=19;56;36-08gcsv0338.run	
30	Verification	08GCSV0341 MRL	nq-4-10-2009=20;16;10-08gcsv0341 mrl.run	
31	Analysis	BLANK	nq-4-10-2009=20;50;57-blank.run	

Title : TestAmerica West Sacramento, Nitroguanidine Analysis on PDA
Run File : c:\star\data\04.2009\nq-4-10-2009=12;47;49-08gcsv0338.run
Method File : C:\Star\Methods\NQ_Amino_453648-5_01292009.mth
Sample ID : 08GCSV0338

Injection Date: 4/10/2009 12:47 Calculation Date: 4/10/2009 12:56

Operator : fhk
Workstation:
Instrument : Varian Star #1
Channel : 16 = 263 nm

Detector Type: 9065
Bus Address : 4
Sample Rate : 2.71 Hz
Run Time : 7.993 min

** Star Chromatography Workstation Version 5.52 ** 00123-5E00-E5E-03F9 **

Chart Speed = 2.00 cm/min Attenuation = 20 Zero Offset = 15%
Start Time = 0.000 min End Time = 6.000 min Min / Tick = 1.00



Verification Report

Title : TestAmerica West Sacramento, Nitroguanidine Analysis on PDA
Run File : c:\star\data\04.2009\nq-4-10-2009=12;47;49-08gcsv0338.run
Method File : C:\Star\Methods\NQ_Amino_453648-5_01092009.mth
Sample ID : 08GCSV0338

Injection Date: 4/10/2009 12:47 Calculation Date: 4/10/2009 12:56

Operator : fhk
Workstation:
Instrument : Varian Star #1
Channel : 16 = 263 nm
Detector Type: 9065
Bus Address : 4
Sample Rate : 2.71 Hz
Run Time : 7.993 min

** Star Chromatography Workstation Version 5.52 ** 00123-5E00-E5E-03F9 **

Run Mode : Verification
Peak Measurement: Peak Height
Calculation Type: External Standard
Level : 4
Tolerance : 15.0%

Peak No.	Peak Name	Expected Result (ppb)	Calculated Result (ppb)	Dev. %	Ret. Time (min)	Time Offset (min)	Height (counts)	Status Codes
1	Nitroguanidi	200.0000	205.8141	2.9	4.014	-0.012	1074	
	Totals:		205.8141			-0.012	1074	

Total Unidentified Counts : 0 counts

Detected Peaks: 2 Rejected Peaks: 1 Identified Peaks: 1

Multiplier: 1 Divisor: 1 Unidentified Peak Factor: 0

Baseline Offset: -75 microAU

Noise (used): 167 microAU - monitored before this run

Vial: 14 Injection Number: 1 Full Loop Volume: 50 ul

****
Notes
****

TestAmerica West Sacramento, SAC-LC-0010, Nitroguanidine Analysis on PDA
, absorbance at 263nm.

O2N-NH-C(=NH)-NH2

Primary column = Phenomenex Luna Amino s/n=411655-2, 250x4.6mm, 5um, ins
talled 01/18/08 with Security NH2 Guard.
Column Temperature = 15 degrees C.
Injection volume = 50 uL.

New Syringe Valve 1/10/2008
Solvent Program updated 1/10/2008; Isocratic at 90:10 Water:Acetonitrile
and wash with 100% AcCN.
New column installed 11/21/2008; Phenomenex Luna Amino s/n=453648-5, 250
x4.6mm, 5 um.
New Calibration Curve run on 11/21/2008 using standards 08GCSV0336-341.
New Lamp installed 1/29/2009.
New Calibration Curve run on 1/29/2009 using standards 08GCSV336-241.

Original Notes:

NQ STD 200 ng/mL
****

Title : TestAmerica West Sacramento, Nitroguanidine Analysis on PDA
Run File : c:\star\data\04.2009\nq-4-10-2009=13;07;22-08gcsv0341 mrl.run
Method File : C:\Star\Methods\NQ_Amino_453648-5_01292009.mth
Sample ID : 08GCSV0341 MRL

Injection Date: 4/10/2009 13:07 Calculation Date: 4/10/2009 13:15

Operator : fhk Detector Type: 9065
Workstation: Bus Address : 4
Instrument : Varian Star #1 Sample Rate : 2.71 Hz
Channel : 16 = 263 nm Run Time : 7.999 min

** Star Chromatography Workstation Version 5.52 ** 00123-5E00-E5E-03F9 **

Chart Speed = 2.00 cm/min Attenuation = 20 Zero Offset = 15%
Start Time = 0.000 min End Time = 6.000 min Min / Tick = 1.00



Verification Report

Title : TestAmerica West Sacramento, Nitroguanidine Analysis on PDA
Run File : c:\star\data\04.2009\nq-4-10-2009=13;07;22-08gcsv0341 mrl.run
Method File : C:\Star\Methods\NQ_Amino_453648-5_01292009.mth
Sample ID : 08GCSV0341 MRL

Injection Date: 4/10/2009 13:07 Calculation Date: 4/10/2009 13:15

Operator : fhk
Workstation:
Instrument : Varian Star #1
Channel : 16 = 263 nm
Detector Type: 9065
Bus Address : 4
Sample Rate : 2.71 Hz
Run Time : 7.999 min

** Star Chromatography Workstation Version 5.52 ** 00123-5E00-E5E-03F9 **

Run Mode : Verification
Peak Measurement: Peak Height
Calculation Type: External Standard
Level : 1
Tolerance : 15.0%

Peak No.	Peak Name	Expected Result (ppb)	Calculated Result (ppb)	Dev. %	Ret. Time (min)	Time Offset (min)	Height (counts)	Status Codes
1	Nitroguanidi	20.0000	20.4457	2.2	4.031	0.005	107	
	Totals:		20.4457			0.005	107	

Total Unidentified Counts : 0 counts

Detected Peaks: 1 Rejected Peaks: 0 Identified Peaks: 1

Multiplier: 1 Divisor: 1 Unidentified Peak Factor: 0

Baseline Offset: 61 microAU

Noise (used): 144 microAU - monitored before this run

Vial: 8 Injection Number: 1 Full Loop Volume: 50 ul

****
Notes
****

TestAmerica West Sacramento, SAC-LC-0010, Nitroguanidine Analysis on PDA
, absorbance at 263nm.

O2N-NH-C(=NH)-NH2

Primary column = Phenomenex Luna Amino s/n=411655-2, 250x4.6mm, 5um, ins
talled 01/18/08 with Security NH2 Guard.
Column Temperature = 15 degrees C.
Injection volume = 50 uL.

New Syringe Valve 1/10/2008
Solvent Program updated 1/10/2008; Isocratic at 90:10 Water:Acetonitrile
and wash with 100% AcCN.
New column installed 11/21/2008; Phenomenex Luna Amino s/n=453648-5, 250
x4.6mm, 5 um.
New Calibration Curve run on 11/21/2008 using standards 08GCSV0336-341.
New Lamp installed 1/29/2009.
New Calibration Curve run on 1/29/2009 using standards 08GCSV336-241.

Original Notes:

NQ STD 20 ng/mL
****

Title : TestAmerica West Sacramento, Nitroguanidine Analysis on PDA
Run File : c:\star\data\04.2009\nq-4-10-2009=13;26;54-g9d030000-296-mb.run
Method File : C:\Star\Methods\NQ_Amino_453648-5_01292009.mth
Sample ID : G9D030000-296-MB

Injection Date: 4/10/2009 13:26 Calculation Date: 4/10/2009 13:35

Operator : fhk
Workstation:
Instrument : Varian Star #1
Channel : 16 = 263 nm

Detector Type: 9065
Bus Address : 4
Sample Rate : 2.71 Hz
Run Time : 7.987 min

** Star Chromatography Workstation Version 5.52 ** 00123-5E00-E5E-03F9 **

Chart Speed = 2.00 cm/min Attenuation = 20 Zero Offset = 15%
Start Time = 0.000 min End Time = 6.000 min Min / Tick = 1.00



Title : TestAmerica West Sacramento, Nitroguanidine Analysis on PDA
Run File : c:\star\data\04.2009\nq-4-10-2009=13;26;54-g9d030000-296-mb.run
Method File : C:\Star\Methods\NQ_Amino_453648-5_01292009.mth
Sample ID : G9D030000-296-MB

Injection Date: 4/10/2009 13:26 Calculation Date: 4/10/2009 13:35

Operator : fhk
Workstation:
Instrument : Varian Star #1
Channel : 16 = 263 nm
Detector Type: 9065
Bus Address : 4
Sample Rate : 2.71 Hz
Run Time : 7.987 min

** Star Chromatography Workstation Version 5.52 ** 00123-5E00-E5E-03F9 **

Run Mode : Analysis
Peak Measurement: Peak Height
Calculation Type: External Standard

Peak Nc.	Peak Name	Result (ppb)	Ret. Time (min)	Time Offset (min)	Height (counts)	Sep. Code	Width 1/2 (sec)	Status Codes
Totals:		0.0000		0.000	0			

Total Unidentified Counts : 0 counts

Detected Peaks: 0 Rejected Peaks: 0 Identified Peaks: 0

Multiplier: 10 Divisor: 2 Unidentified Peak Factor: 0

Baseline Offset: 153 microAU

Noise (used): 129 microAU - monitored before this run

Vial: 3 Injection Number: 1 Full Loop Volume: 50 ul

****
Notes
****

TestAmerica West Sacramento, SAC-LC-0010, Nitroguanidine Analysis on PDA
, absorbance at 263nm.

O2N-NH-C(=NH)-NH2

Primary column = Phenomenex Luna Amino s/n=411655-2, 250x4.6mm, 5um, ins
talled 01/18/08 with Security NH2 Guard.
Column Temperature = 15 degrees C.
Injection volume = 50 uL.

New Syringe Valve 1/10/2008
Solvent Program updated 1/10/2008; Isocratic at 90:10 Water:Acetonitrile
and wash with 100% AcCN.
New column installed 11/21/2008; Phenomenex Luna Amino s/n=453648-5, 250
x4.6mm, 5 um.
New Calibration Curve run on 11/21/2008 using standards 08GCSV0336-341.
New Lamp installed 1/29/2009.
New Calibration Curve run on 1/29/2009 using standards 08GCSV336-241.

Data Handling: No peaks

Original Notes:

K9J831AAB, 9093296, 2g/10mL
****

Title : TestAmerica West Sacramento, Nitroguanidine Analysis on PDA
Run File : c:\star\data\04.2009\nq-4-10-2009=13;46;23-g9d030000-296-lcs.run
Method File : C:\Star\Methods\NQ_Amino_453648-5_01292009.mth
Sample ID : G9D030000-296-LCS

Injection Date: 4/10/2009 13:46 Calculation Date: 4/10/2009 13:54

Operator : fhk
Workstation:
Instrument : Varian Star #1
Channel : 16 = 263 nm

Detector Type: 9065
Bus Address : 4
Sample Rate : 2.71 Hz
Run Time : 7.993 min

** Star Chromatography Workstation Version 5.52 ** 00123-5E00-E5E-03F9 **

Chart Speed = 2.00 cm/min Attenuation = 20 Zero Offset = 15%
Start Time = 0.000 min End Time = 6.000 min Min / Tick = 1.00



Title : TestAmerica West Sacramento, Nitroguanidine Analysis on PDA
Run File : c:\star\data\04.2009\nq-4-10-2009=13;46;23-g9d030000-296-lcs.run
Method File : C:\Star\Methods\NQ_Amino_453648-5_01292009.mth
Sample ID : G9D030000-296-LCS

Injection Date: 4/10/2009 13:46 Calculation Date: 4/10/2009 13:54

Operator : fhk
Workstation:
Instrument : Varian Star #1
Channel : 16 = 263 nm
Detector Type: 9065
Bus Address : 4
Sample Rate : 2.71 Hz
Run Time : 7.993 min

** Star Chromatography Workstation Version 5.52 ** 00123-5E00-E5E-03F9 **

Run Mode : Analysis
Peak Measurement: Peak Height
Calculation Type: External Standard

Peak No.	Peak Name	Result (ppb)	Ret. Time (min)	Time Offset (min)	Height (counts)	Sep. Code	Width 1/2 (sec)	Status Codes
1	Nitroguanidi	949.8470	4.030	0.004	991	PB	5.3	
	Totals:	949.8470		0.004	991			

Total Unidentified Counts : 0 counts

Detected Peaks: 2 Rejected Peaks: 1 Identified Peaks: 1

Multiplier: 10 Divisor: 2 Unidentified Peak Factor: 0

Baseline Offset: 114 microAU

Noise (used): 190 microAU - monitored before this run

Vial: 5 Injection Number: 1 Full Loop Volume: 50 ul

****
Notes
****

TestAmerica West Sacramento, SAC-LC-0010, Nitroguanidine Analysis on PDA
, absorbance at 263nm.

O2N-NH-C(=NH)-NH2

Primary column = Phenomenex Luna Amino s/n=411655-2, 250x4.6mm, 5um, ins
talled 01/18/08 with Security NH2 Guard.
Column Temperature = 15 degrees C.
Injection volume = 50 uL.

New Syringe Valve 1/10/2008
Solvent Program updated 1/10/2008; Isocratic at 90:10 Water:Acetonitrile
and wash with 100% AcCN.
New column installed 11/21/2008; Phenomenex Luna Amino s/n=453648-5, 250
x4.6mm, 5 um.
New Calibration Curve run on 11/21/2008 using standards 08GCSV0336-341.
New Lamp installed 1/29/2009.
New Calibration Curve run on 1/29/2009 using standards 08GCSV336-241.

Original Notes:

K9J831ACC, 9093296, 2g/10mL
****

Title : TestAmerica West Sacramento, Nitroguanidine Analysis on PDA
Run File : c:\star\data\04.2009\nq-4-10-2009=14;05;53-a9c10174-6.run
Method File : C:\Star\Methods\NQ_Amino_453648-5_01292009.mth
Sample ID : A9C10174-6

Injection Date: 4/10/2009 14:05 Calculation Date: 4/10/2009 14:14

Operator : fhk
Workstation:
Instrument : Varian Star #1
Channel : 16 = 263 nm

Detector Type: 9065
Bus Address : 4
Sample Rate : 2.71 Hz
Run Time : 7.993 min

** Star Chromatography Workstation Version 5.52 ** 00123-5E00-E5E-03F9 **

Chart Speed = 2.00 cm/min Attenuation = 20 Zero Offset = 15%
Start Time = 0.000 min End Time = 6.000 min Min / Tick = 1.00

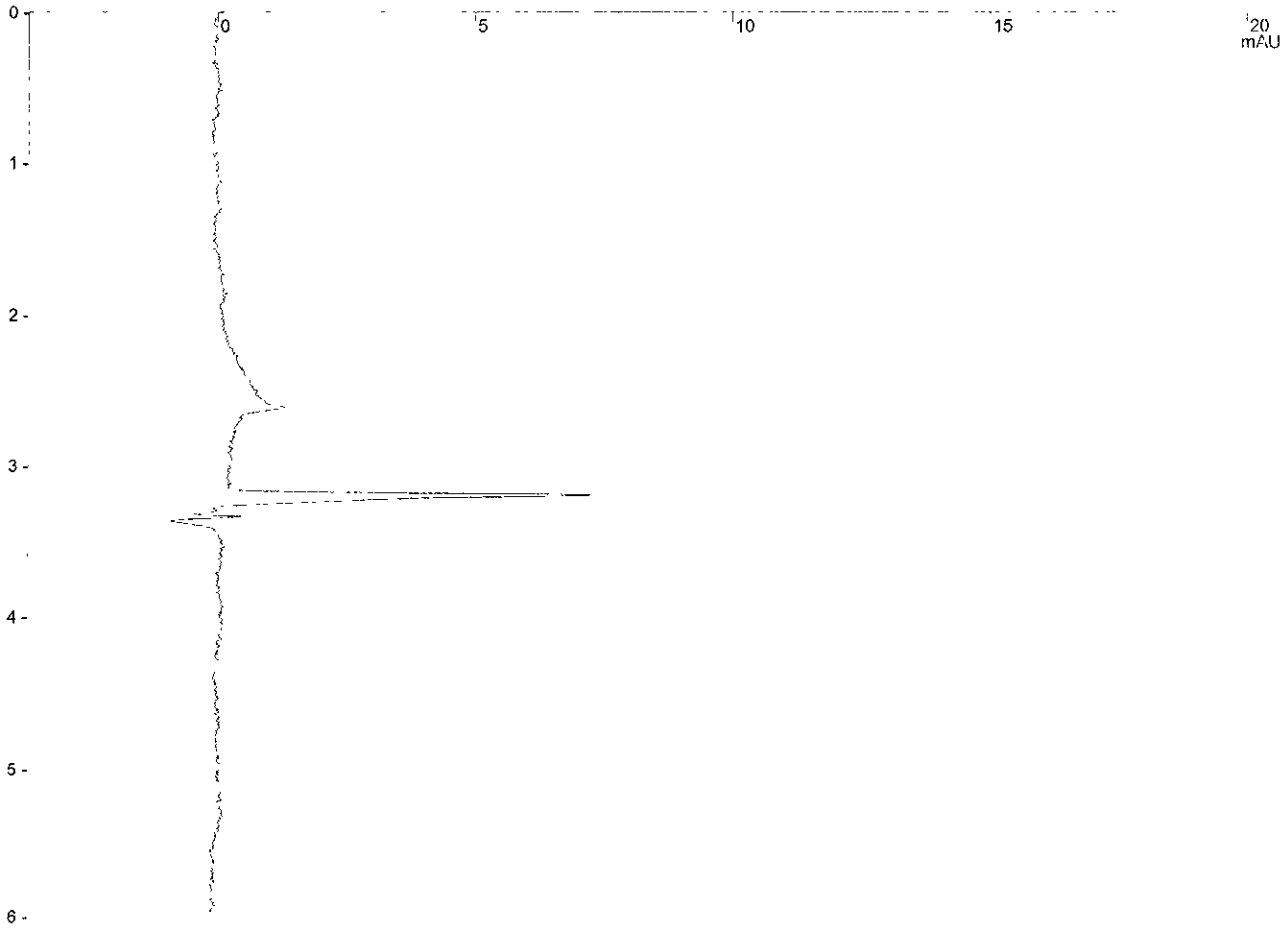

Title : TestAmerica West Sacramento, Nitroguanidine Analysis on PDA
Run File : c:\star\data\04.2009\nq-4-10-2009=14;05;53-a9c10174-6.run
Method File : C:\Star\Methods\NQ_Amino_453648-5_01292009.mth
Sample ID : A9C10174-6

Injection Date: 4/10/2009 14:05 Calculation Date: 4/10/2009 14:14

Operator : fhk
Workstation:
Instrument : Varian Star #1
Channel : 16 = 263 nm

Detector Type: 9065
Bus Address : 4
Sample Rate : 2.71 Hz
Run Time : 7.993 min

** Star Chromatography Workstation Version 5.52 ** 00123-5E00-E5E-03F9 **

Run Mode : Analysis
Peak Measurement: Peak Height
Calculation Type: External Standard

Peak Nc.	Peak Name	Result (ppb)	Ret. Time (min)	Time Offset (min)	Height (counts)	Sep. Code	Width 1/2 (sec)	Status Codes
Totals:		0.0000		0.000	0			

Total Unidentified Counts : 0 counts

Detected Peaks: 0 Rejected Peaks: 0 Identified Peaks: 0

Multiplier: 10 Divisor: 2 Unidentified Peak Factor: 0

Baseline Offset: 99 microAU

Noise (used): 137 microAU - monitored before this run

Vial: 7 Injection Number: 1 Full Loop Volume: 50 ul

****
Notes
****

TestAmerica West Sacramento, SAC-LC-0010, Nitroguanidine Analysis on PDA
, absorbance at 263nm.

O2N-NH-C(=NH)-NH2

Primary column = Phenomenex Luna Amino s/n=411655-2, 250x4.6mm, 5um, ins
talled 01/18/08 with Security NH2 Guard.
Column Temperature = 15 degrees C.
Injection volume = 50 uL.

New Syringe Valve 1/10/2008
Solvent Program updated 1/10/2008; Isocratic at 90:10 Water:Acetonitrile
and wash with 100% AcCN.
New column installed 11/21/2008; Phenomenex Luna Amino s/n=453648-5, 250
x4.6mm, 5 um.
New Calibration Curve run on 11/21/2008 using standards 08GCSV0336-341.
New Lamp installed 1/29/2009.
New Calibration Curve run on 1/29/2009 using standards 08GCSV336-241.

Data Handling: No peaks

Original Notes:

K9C7R1CC, 9093296, 2g/10mL
****

Title : TestAmerica West Sacramento, Nitroguanidine Analysis on PDA
Run File : c:\star\data\04.2009\nq-4-10-2009=14;25;22-a9c10174-6ms.run
Method File : C:\Star\Methods\NQ_Amino_453648-5_01292009.mth
Sample ID : A9C10174-6MS

Injection Date: 4/10/2009 14:25 Calculation Date: 4/10/2009 14:33

Operator : fhk
Workstation:
Instrument : Varian Star #1
Channel : 16 = 263 nm

Detector Type: 9065
Bus Address : 4
Sample Rate : 2.71 Hz
Run Time : 7.993 min

** Star Chromatography Workstation Version 5.52 ** 00123-5E00-E5E-03F9 **

Chart Speed = 2.00 cm/min Attenuation = 20 Zero Offset = 15%
Start Time = 0.000 min End Time = 6.000 min Min / Tick = 1.00



Title : TestAmerica West Sacramento, Nitroguanidine Analysis on PDA
Run File : c:\star\data\04.2009\nq-4-10-2009=14;25;22-a9c10174-6ms.run
Method File : C:\Star\Methods\NQ_Amino_453648-5_01292009.mth
Sample ID : A9C10174-6MS

Injection Date: 4/10/2009 14:25 Calculation Date: 4/10/2009 14:33

Operator : fhk
Workstation:
Instrument : Varian Star #1
Channel : 16 = 263 nm

Detector Type: 9065
Bus Address : 4
Sample Rate : 2.71 Hz
Run Time : 7.993 min

** Star Chromatography Workstation Version 5.52 ** 00123-5E00-E5E-03F9 **

Run Mode : Analysis
Peak Measurement: Peak Height
Calculation Type: External Standard

Peak No.	Peak Name	Result (ppb)	Ret. Time (min)	Time Offset (min)	Height (counts)	Sep. Code	Width 1/2 (sec)	Status Codes
1	Nitroguanidi	898.5797	3.991	-0.035	938	BB	5.3	
	Totals:	898.5797		-0.035	938			

Total Unidentified Counts : 0 counts

Detected Peaks: 1 Rejected Peaks: 0 Identified Peaks: 1

Multiplier: 10 Divisor: 2 Unidentified Peak Factor: 0

Baseline Offset: 84 microAU

Noise (used): 228 microAU - monitored before this run

Vial: 9 Injection Number: 1 Full Loop Volume: 50 ul

****
Notes
****

TestAmerica West Sacramento, SAC-LC-0010, Nitroguanidine Analysis on PDA
, absorbance at 263nm.

O2N-NH-C(=NH)-NH2

Primary column = Phenomenex Luna Amino s/n=411655-2, 250x4.6mm, 5um, ins
talled 01/18/08 with Security NH2 Guard.
Column Temperature = 15 degrees C.
Injection volume = 50 uL.

New Syringe Valve 1/10/2008
Solvent Program updated 1/10/2008; Isocratic at 90:10 Water:Acetonitrile
and wash with 100% AcCN.
New column installed 11/21/2008; Phenomenex Luna Amino s/n=453648-5, 250
x4.6mm, 5 um.
New Calibration Curve run on 11/21/2008 using standards 08GCSV0336-341.
New Lamp installed 1/29/2009.
New Calibration Curve run on 1/29/2009 using standards 08GCSV336-241.

Original Notes:

K9C7R1E8S, 9093296, 2g/10mL
****

Title : TestAmerica West Sacramento, Nitroguanidine Analysis on PDA
Run File : c:\star\data\04.2009\nq-4-10-2009=14;44;52-a9c10174-6msd.run
Method File : C:\Star\Methods\NQ_Amino_453648-5_01292009.mth
Sample ID : A9C10174-6MSD

Injection Date: 4/10/2009 14:44 Calculation Date: 4/10/2009 14:53

Operator : fhk
Workstation:
Instrument : Varian Star #1
Channel : 16 = 263 nm
Detector Type: 9065
Bus Address : 4
Sample Rate : 2.71 Hz
Run Time : 7.987 min

** Star Chromatography Workstation Version 5.52 ** 00123-5E00-E5E-03F9 **

Chart Speed = 2.00 cm/min Attenuation = 20 Zero Offset = 15%
Start Time = 0.000 min End Time = 6.000 min Min / Tick = 1.00

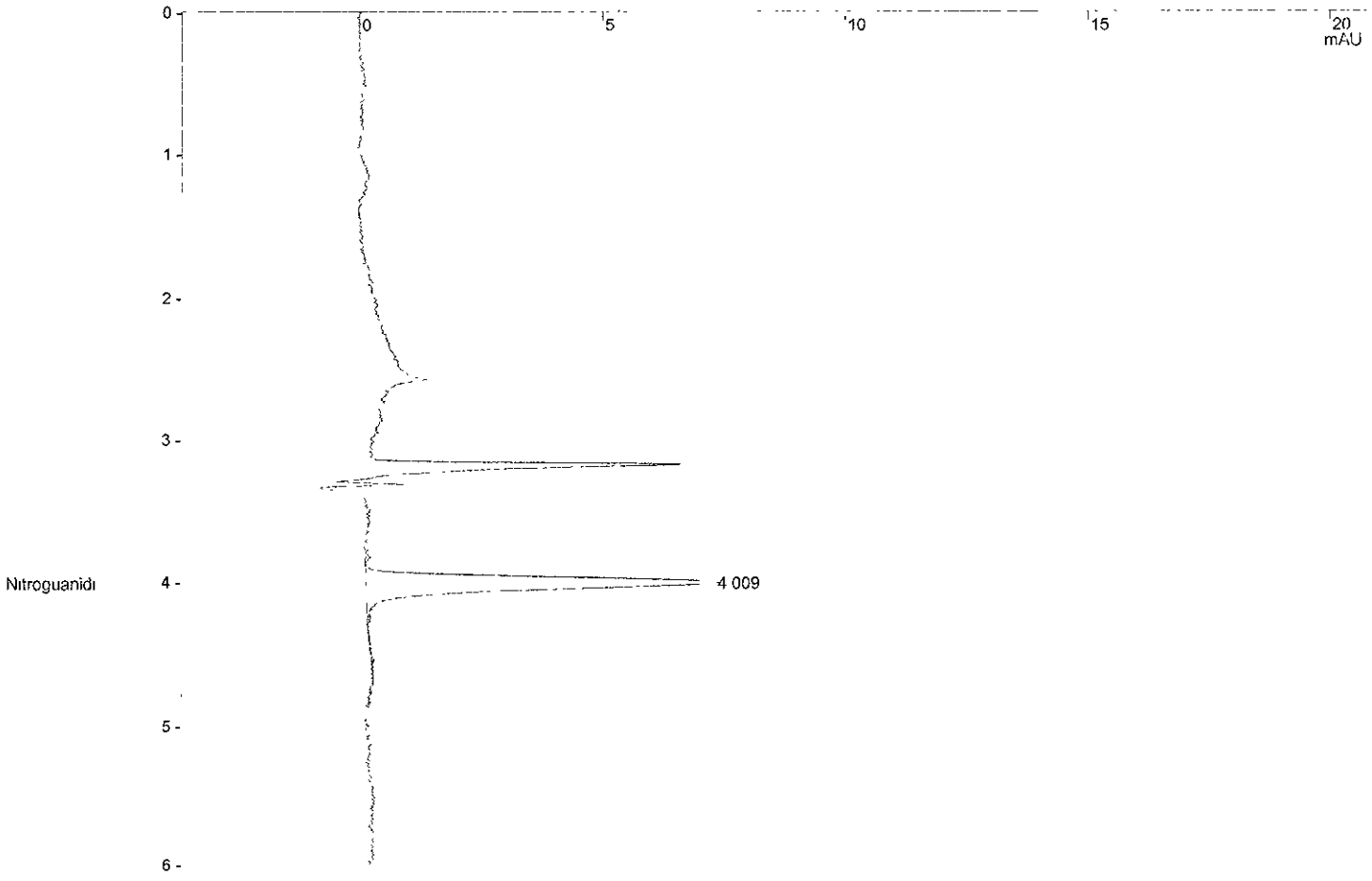

Title : TestAmerica West Sacramento, Nitroguanidine Analysis on PDA
Run File : c:\star\data\04.2009\nq-4-10-2009=14;44;52-a9c10174-6msd.run
Method File : C:\Star\Methods\NQ_Amino_453648-5_01292009.mth
Sample ID : A9C10174-6MSD

Injection Date: 4/10/2009 14:44 Calculation Date: 4/10/2009 14:53

Operator : fhk
Workstation:
Instrument : Varian Star #1
Channel : 16 = 263 nm
Detector Type: 9065
Bus Address : 4
Sample Rate : 2.71 Hz
Run Time : 7.987 min

** Star Chromatography Workstation Version 5.52 ** 00123-5E00-E5E-03F9 **

Run Mode : Analysis
Peak Measurement: Peak Height
Calculation Type: External Standard

Peak No.	Peak Name	Result (ppb)	Ret. Time (min)	Time Offset (min)	Height (counts)	Sep. Code	Width 1/2 (sec)	Status Codes
1	Nitroguanidi	903.0117	4.009	-0.017	942	PP	5.3	
	Totals:	903.0117		-0.017	942			

Total Unidentified Counts : 0 counts

Detected Peaks: 3 Rejected Peaks: 2 Identified Peaks: 1

Multiplier: 10 Divisor: 2 Unidentified Peak Factor: 0

Baseline Offset: 61 microAU

Noise (used): 99 microAU - monitored before this run

Vial: 11 Injection Number: 1 Full Loop Volume: 50 ul

****
Notes
****

TestAmerica West Sacramento, SAC-LC-0010, Nitroguanidine Analysis on PDA
, absorbance at 263nm.

O2N-NH-C(=NH)-NH2

Primary column = Phenomenex Luna Amino s/n=411655-2, 250x4.6mm, 5um, ins
talled 01/18/08 with Security NH2 Guard.
Column Temperature = 15 degrees C.
Injection volume = 50 uL.

New Syringe Valve 1/10/2008
Solvent Program updated 1/10/2008; Isocratic at 90:10 Water:Acetonitrile
and wash with 100% AcCN.
New column installed 11/21/2008; Phenomenex Luna Amino s/n=453648-5, 250
x4.6mm, 5 um.
New Calibration Curve run on 11/21/2008 using standards 08GCSV0336-341.
New Lamp installed 1/29/2009.
New Calibration Curve run on 1/29/2009 using standards 08GCSV336-241.

Original Notes:

K9C7R1E9D, 9093296, 2g/10mL
****

Title : TestAmerica West Sacramento, Nitroguanidine Analysis on PDA
Run File : c:\star\data\04.2009\nq-4-10-2009=15;04;18-a9c10174-7.run
Method File : C:\Star\Methods\NQ_Amino_453648-5_01292009.mth
Sample ID : A9C10174-7

Injection Date: 4/10/2009 15:04 Calculation Date: 4/10/2009 15:12

Operator : fhk
Workstation:
Instrument : Varian Star #1
Channel : 16 = 263 nm

Detector Type: 9065
Bus Address : 4
Sample Rate : 2.71 Hz
Run Time : 7.999 min

** Star Chromatography Workstation Version 5.52 ** 00123-5E00-E5E-03F9 **

Chart Speed = 2.00 cm/min Attenuation = 20 Zero Offset = 15%
Start Time = 0.000 min End Time = 6.000 min Min / Tick = 1.00



Title : TestAmerica West Sacramento, Nitroguanidine Analysis on PDA
Run File : c:\star\data\04.2009\nq-4-10-2009=15;04;18-a9c10174-7.run
Method File : C:\Star\Methods\NQ_Amino_453648-5_01292009.mth
Sample ID : A9C10174-7

Injection Date: 4/10/2009 15:04 Calculation Date: 4/10/2009 15:12

Operator : fhk
Workstation:
Instrument : Varian Star #1
Channel : 16 = 263 nm
Detector Type: 9065
Bus Address : 4
Sample Rate : 2.71 Hz
Run Time : 7.999 min

** Star Chromatography Workstation Version 5.52 ** 00123-5E00-E5E-03F9 **

Run Mode : Analysis
Peak Measurement: Peak Height
Calculation Type: External Standard

Peak No.	Peak Name	Result (ppb)	Ret. Time (min)	Time Offset (min)	Height (counts)	Sep. Code	Width 1/2 (sec)	Status Codes
Totals:		0.0000		0.000	0			

Total Unidentified Counts : 0 counts

Detected Peaks: 0 Rejected Peaks: 0 Identified Peaks: 0

Multiplier: 10 Divisor: 2 Unidentified Peak Factor: 0

Baseline Offset: 0 microAU

Noise (used): 114 microAU - monitored before this run

Vial: 13 Injection Number: 1 Full Loop Volume: 50 ul

****
Notes
****

TestAmerica West Sacramento, SAC-LC-0010, Nitroguanidine Analysis on PDA
, absorbance at 263nm.

O2N-NH-C(=NH)-NH2

Primary column = Phenomenex Luna Amino s/n=411655-2, 250x4.6mm, 5um, ins
talled 01/18/08 with Security NH2 Guard.
Column Temperature = 15 degrees C.
Injection volume = 50 uL.

New Syringe Valve 1/10/2008
Solvent Program updated 1/10/2008; Isocratic at 90:10 Water:Acetonitrile
and wash with 100% AcCN.
New column installed 11/21/2008; Phenomenex Luna Amino s/n=453648-5, 250
x4.6mm, 5 um.
New Calibration Curve run on 11/21/2008 using standards 08GCSV0336-341.
New Lamp installed 1/29/2009.
New Calibration Curve run on 1/29/2009 using standards 08GCSV336-241.

Data Handling: No peaks

Original Notes:

K9C7W1CC, 9093296, 2g/10mL
****

Title : TestAmerica West Sacramento, Nitroguanidine Analysis on PDA
Run File : c:\star\data\04.2009\nq-4-10-2009=15;23;46-a9c10174-8.run
Method File : C:\Star\Methods\NQ_Amino_453648-5_01292009.mth
Sample ID : A9C10174-8

Injection Date: 4/10/2009 15:23 Calculation Date: 4/10/2009 15:31

Operator : fhk
Workstation:
Instrument : Varian Star #1
Channel : 16 = 263 nm

Detector Type: 9065
Bus Address : 4
Sample Rate : 2.71 Hz
Run Time : 7.993 min

** Star Chromatography Workstation Version 5.52 ** 00123-5E00-E5E-03F9 **

Chart Speed = 2.00 cm/min Attenuation = 20 Zero Offset = 15%
Start Time = 0.000 min End Time = 6.000 min Min / Tick = 1.00

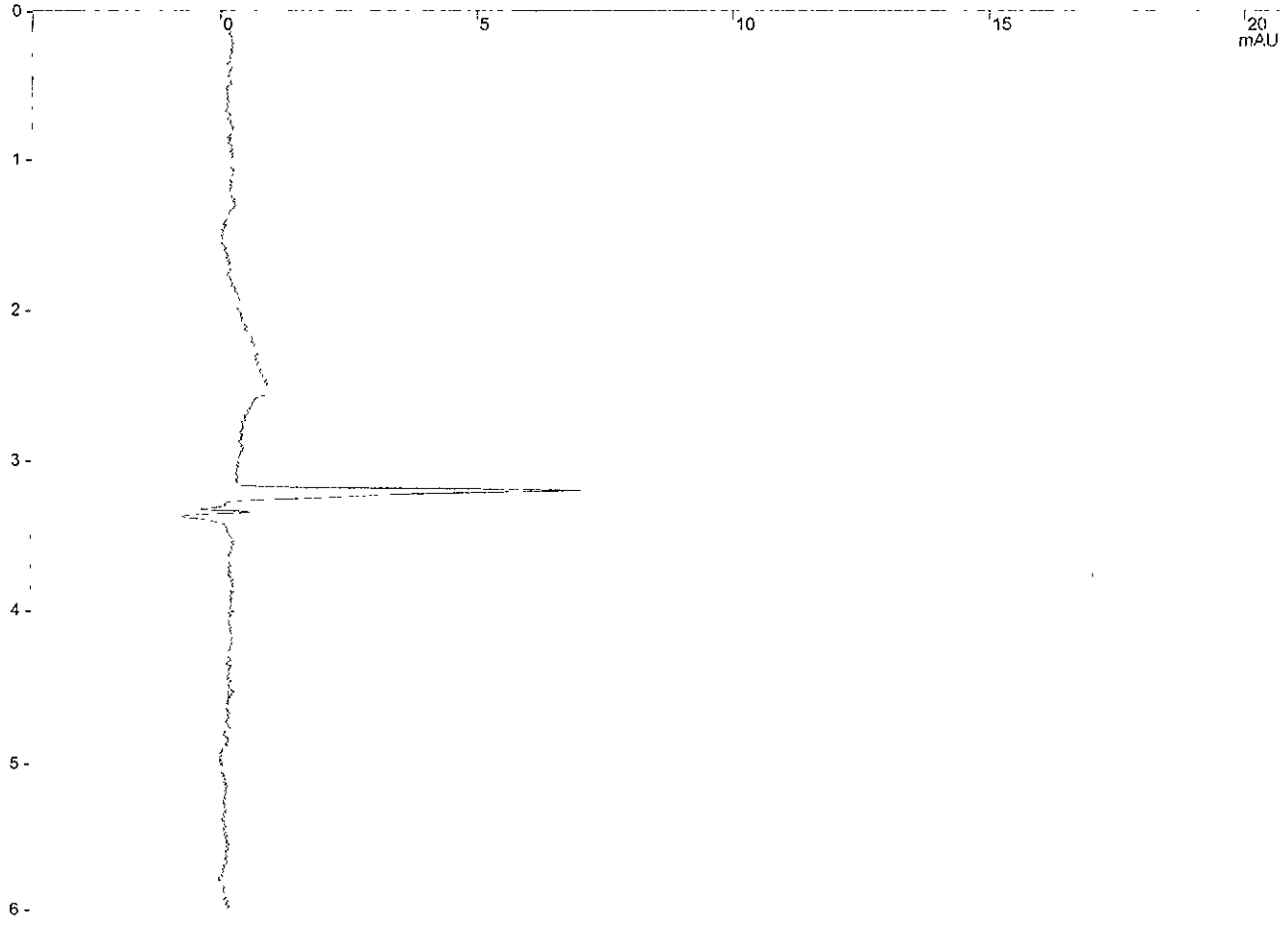

Title : TestAmerica West Sacramento, Nitroguanidine Analysis on PDA
Run File : c:\star\data\04.2009\nq-4-10-2009-15;23;46-a9c10174-8.run
Method File : C:\Star\Methods\NQ_Amino_453648-5_01292009.mth
Sample ID : A9C10174-8

Injection Date: 4/10/2009 15:23 Calculation Date: 4/10/2009 15:31

Operator : fhk
Workstation:
Instrument : Varian Star #1
Channel : 16 = 263 nm

Detector Type: 9065
Bus Address : 4
Sample Rate : 2.71 Hz
Run Time : 7.993 min

** Star Chromatography Workstation Version 5.52 ** 00123-5E00-E5E-03F9 **

Run Mode : Analysis
Peak Measurement: Peak Height
Calculation Type: External Standard

Peak No.	Peak Name	Result (ppb)	Ret. Time (min)	Time Offset (min)	Height (counts)	Sep. Code	Width 1/2 (sec)	Status Codes
Totals:		0.0000		0.000	0			

Total Unidentified Counts : 0 counts

Detected Peaks: 1 Rejected Peaks: 1 Identified Peaks: 0

Multiplier: 10 Divisor: 2 Unidentified Peak Factor: 0

Baseline Offset: 84 microAU

Noise (used): 122 microAU - monitored before this run

Vial: 15 Injection Number: 1 Full Loop Volume: 50 ul

****
Notes
****

TestAmerica West Sacramento, SAC-LC-0010, Nitroguanidine Analysis on PDA
, absorbance at 263nm.

O2N-NH-C(=NH)-NH2

Primary column = Phenomenex Luna Amino s/n=411655-2, 250x4.6mm, 5um, ins
talled 01/18/08 with Security NH2 Guard.
Column Temperature = 15 degrees C.
Injection volume = 50 uL.

New Syringe Valve 1/10/2008
Solvent Program updated 1/10/2008; Isocratic at 90:10 Water:Acetonitrile
and wash with 100% AcCN.
New column installed 11/21/2008; Phenomenex Luna Amino s/n=453648-5, 250
x4.6mm, 5 um.
New Calibration Curve run on 11/21/2008 using standards 08GCSV0336-341.
New Lamp installed 1/29/2009.
New Calibration Curve run on 1/29/2009 using standards 08GCSV336-241.

Data Handling: All peaks rejected

Original Notes:

K9C711CC, 9093296, 2g/10mL
****

Title : TestAmerica West Sacramento, Nitroguanidine Analysis on PDA
Run File : c:\star\data\04.2009\nq-4-10-2009=15;43;15-a9c10174-9.run
Method File : C:\Star\Methods\NQ_Amino_453648-5_01292009.mth
Sample ID : A9C10174-9

Injection Date: 4/10/2009 15:43 Calculation Date: 4/10/2009 15:51

Operator : fhk
Workstation:
Instrument : Varian Star #1
Channel : 16 = 263 nm

Detector Type: 9065
Bus Address : 4
Sample Rate : 2.71 Hz
Run Time : 7.993 min

** Star Chromatography Workstation Version 5.52 ** 00123-5E00-E5E-03F9 **

Chart Speed = 2.00 cm/min Attenuation = 20 Zero Offset = 15%
Start Time = 0.000 min End Time = 6.000 min Min / Tick = 1.00



Title : TestAmerica West Sacramento, Nitroguanidine Analysis on PDA
Run File : c:\star\data\04.2009\nq-4-10-2009=15;43;15-a9c10174-9.run
Method File : C:\Star\Methods\NQ_Amino_453648-5_01292009.mth
Sample ID : A9C10174-9

Injection Date: 4/10/2009 15:43 Calculation Date: 4/10/2009 15:51

Operator : fhk
Workstation:
Instrument : Varian Star #1
Channel : 16 = 263 nm

Detector Type: 9065
Bus Address : 4
Sample Rate : 2.71 Hz
Run Time : 7.993 min

** Star Chromatography Workstation Version 5.52 ** 00123-5E00-E5E-03F9 **

Run Mode : Analysis
Peak Measurement: Peak Height
Calculation Type: External Standard

Peak Nc.	Peak Name	Result (ppb)	Ret. Time (min)	Time Offset (min)	Height (counts)	Sep. Code	Width 1/2 (sec)	Status Codes
Totals:		0.0000		0.000	0			

Total Unidentified Counts : 0 counts

Detected Peaks: 1 Rejected Peaks: 1 Identified Peaks: 0

Multiplier: 10 Divisor: 2.04 Unidentified Peak Factor: 0

Baseline Offset: 137 microAU

Noise (used): 144 microAU - monitored before this run

Vial: 17 Injection Number: 1 Full Loop Volume: 50 ul

****
Notes
****

TestAmerica West Sacramento, SAC-LC-0010, Nitroguanidine Analysis on PDA
, absorbance at 263nm.

O2N-NH-C(=NH)-NH2

Primary column = Phenomenex Luna Amino s/n=411655-2, 250x4.6mm, 5um, ins
talled 01/18/08 with Security NH2 Guard.
Column Temperature = 15 degrees C.
Injection volume = 50 uL.

New Syringe Valve 1/10/2008
Solvent Program updated 1/10/2008; Isocratic at 90:10 Water:Acetonitrile
and wash with 100% AcCN.
New column installed 11/21/2008; Phenomenex Luna Amino s/n=453648-5, 250
x4.6mm, 5 um.
New Calibration Curve run on 11/21/2008 using standards 08GCSV0336-341.
New Lamp installed 1/29/2009.
New Calibration Curve run on 1/29/2009 using standards 08GCSV336-241.

Data Handling: All peaks rejected

Original Notes:

K9C721CC, 9093296, 2g/10mL
****

Title : TestAmerica West Sacramento, Nitroguanidine Analysis on PDA
Run File : c:\star\data\04.2009\nq-4-10-2009=16;02;43-a9c10174-10.run
Method File : C:\Star\Methods\NQ_Amino_453648-5_01292009.mth
Sample ID : A9C10174-10

Injection Date: 4/10/2009 16:02 Calculation Date: 4/10/2009 16:10

Operator : fhk
Workstation:
Instrument : Varian Star #1
Channel : 16 = 263 nm

Detector Type: 9065
Bus Address : 4
Sample Rate : 2.71 Hz
Run Time : 7.999 min

** Star Chromatography Workstation Version 5.52 ** 00123-5E00-E5E-03F9 **

Chart Speed = 2.00 cm/min Attenuation = 20 Zero Offset = 15%
Start Time = 0.000 min End Time = 6.000 min Min / Tick = 1.00

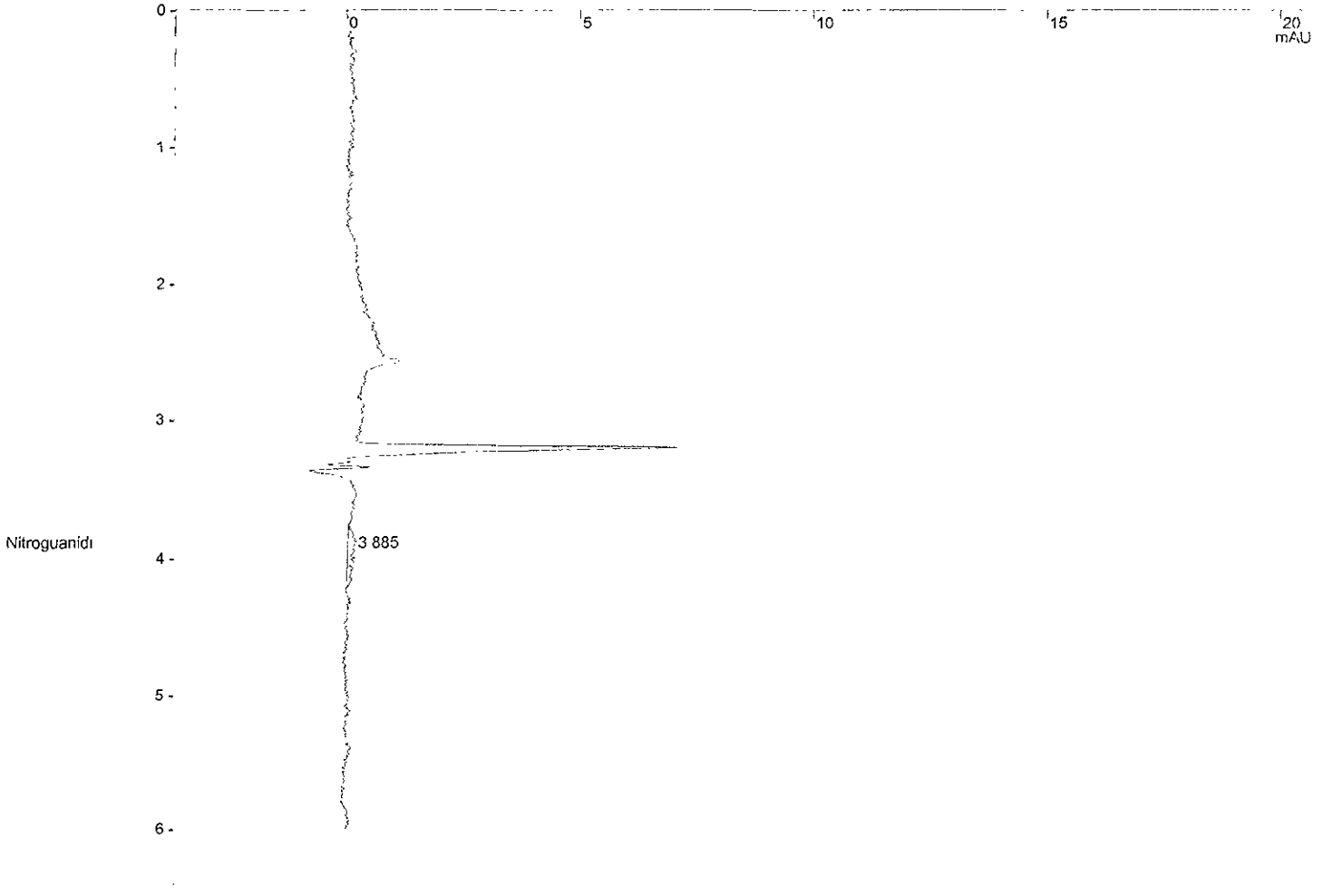

Title : TestAmerica West Sacramento, Nitroguanidine Analysis on PDA
Run File : c:\star\data\04.2009\nq-4-10-2009-16;02;43-a9c10174-10.run
Method File : C:\Star\Methods\NQ_Amino_453648-5_01292009.mth
Sample ID : A9C10174-10

Injection Date: 4/10/2009 16:02 Calculation Date: 4/10/2009 16:10

Operator : fhk
Workstation:
Instrument : Varian Star #1
Channel : 16 = 263 nm
Detector Type: 9065
Bus Address : 4
Sample Rate : 2.71 Hz
Run Time : 7.999 min

** Star Chromatography Workstation Version 5.52 ** 00123-5E00-E5E-03F9 **

Run Mode : Analysis
Peak Measurement: Peak Height
Calculation Type: External Standard

Peak No.	Peak Name	Result (ppb)	Ret. Time (min)	Time Offset (min)	Height (counts)	Sep. Code	Width 1/2 (sec)	Status Codes
1	Nitroguanidi	19.9870	3.885	-0.141	21	BB	0.0	
	Totals:	19.9870		-0.141	21			

No Peak MD 4/11/09

Total Unidentified Counts : 0 counts

Detected Peaks: 1 Rejected Peaks: 0 Identified Peaks: 1

Multiplier: 10 Divisor: 2.04 Unidentified Peak Factor: 0

Baseline Offset: 38 microAU

Noise (used): 160 microAU - monitored before this run

Vial: 19 Injection Number: 1 Full Loop Volume: 50 ul

****
Notes
****

TestAmerica West Sacramento, SAC-LC-0010, Nitroguanidine Analysis on PDA
, absorbance at 263nm.

O2N-NH-C(=NH)-NH2

Primary column = Phenomenex Luna Amino s/n=411655-2, 250x4.6mm, 5um, ins
talled 01/18/08 with Security NH2 Guard.
Column Temperature = 15 degrees C.
Injection volume = 50 uL.

New Syringe Valve 1/10/2008
Solvent Program updated 1/10/2008; Isocratic at 90:10 Water:Acetonitrile
and wash with 100% AcCN.
New column installed 11/21/2008; Phenomenex Luna Amino s/n=453648-5, 250
x4.6mm, 5 um.
New Calibration Curve run on 11/21/2008 using standards 08GCSV0336-341.
New Lamp installed 1/29/2009.
New Calibration Curve run on 1/29/2009 using standards 08GCSV336-241.

Original Notes:

K9C731CC, 9093296, 2g/10mL
****

Title : TestAmerica West Sacramento, Nitroguanidine Analysis on PDA
Run File : c:\star\data\04.2009\nq-4-10-2009=16;22;11-a9c10174-11.run
Method File : C:\Star\Methods\NQ_Amino_453648-5_01292009.mth
Sample ID : A9C10174-11

Injection Date: 4/10/2009 16:22 Calculation Date: 4/10/2009 16:30

Operator : fhk
Workstation:
Instrument : Varian Star #1
Channel : 16 = 263 nm

Detector Type: 9065
Bus Address : 4
Sample Rate : 2.71 Hz
Run Time : 7.999 min

** Star Chromatography Workstation Version 5.52 ** 00123-5E00-E5E-03F9 **

Chart Speed = 2.00 cm/min Attenuation = 20 Zero Offset = 15%
Start Time = 0.000 min End Time = 6.000 min Min / Tick = 1.00



Title : TestAmerica West Sacramento, Nitroguanidine Analysis on PDA
Run File : c:\star\data\04.2009\nq-4-10-2009=16;22;11-a9c10174-11.run
Method File : C:\Star\Methods\NQ_Amino_453648-5_01292009.mth
Sample ID : A9C10174-11

Injection Date: 4/10/2009 16:22 Calculation Date: 4/10/2009 16:30

Operator : fhk
Workstation:
Instrument : Varian Star #1
Channel : 16 = 263 nm

Detector Type: 9065
Bus Address : 4
Sample Rate : 2.71 Hz
Run Time : 7.999 min

** Star Chromatography Workstation Version 5.52 ** 00123-5E00-E5E-03F9 **

Run Mode : Analysis
Peak Measurement: Peak Height
Calculation Type: External Standard

Peak No.	Peak Name	Result (ppb)	Ret. Time (min)	Time Offset (min)	Height (counts)	Sep. Code	Width 1/2 (sec)	Status Codes
Totals:		0.0000		0.000	0			

Total Unidentified Counts : 0 counts

Detected Peaks: 0 Rejected Peaks: 0 Identified Peaks: 0

Multiplier: 10 Divisor: 2.02 Unidentified Peak Factor: 0

Baseline Offset: 69 microAU

Noise (used): 213 microAU - monitored before this run

Vial: 21 Injection Number: 1 Full Loop Volume: 50 ul

****
Notes
****

TestAmerica West Sacramento, SAC-LC-0010, Nitroguanidine Analysis on PDA
, absorbance at 263nm.

O2N-NH-C(=NH)-NH2

Primary column = Phenomenex Luna Amino s/n=411655-2, 250x4.6mm, 5um, ins
talled 01/18/08 with Security NH2 Guard.
Column Temperature = 15 degrees C.
Injection volume = 50 uL.

New Syringe Valve 1/10/2008
Solvent Program updated 1/10/2008; Isocratic at 90:10 Water:Acetonitrile
and wash with 100% AcCN.
New column installed 11/21/2008; Phenomenex Luna Amino s/n=453648-5, 250
x4.6mm, 5 um.
New Calibration Curve run on 11/21/2008 using standards 08GCSV0336-341.
New Lamp installed 1/29/2009.
New Calibration Curve run on 1/29/2009 using standards 08GCSV336-241.

Data Handling: No peaks

Original Notes:

K9C761CC, 9093296, 2g/10mL
****

Title : TestAmerica West Sacramento, Nitroguanidine Analysis on PDA
Run File : c:\star\data\04.2009\nq-4-10-2009=16;41;43-08gcsv0339.run
Method File : C:\Star\Methods\NQ_Amino_453648-5_01292009.mth
Sample ID : 08GCSV0339

Injection Date: 4/10/2009 16:41 Calculation Date: 4/10/2009 16:49

Operator : fhk Detector Type: 9065
Workstation: Bus Address : 4
Instrument : Varian Star #1 Sample Rate : 2.71 Hz
Channel : 16 = 263 nm Run Time : 7.987 min

** Star Chromatography Workstation Version 5.52 ** 00123-5E00-E5E-03F9 **

Chart Speed = 2.00 cm/min Attenuation = 20 Zero Offset = 15%
Start Time = 0.000 min End Time = 6.000 min Min / Tick = 1.00



Verification Report

Title : TestAmerica West Sacramento, Nitroguanidine Analysis on PDA
Run File : c:\star\data\04.2009\nq-4-10-2009=16;41;43-08gcsv0339.run
Method File : C:\Star\Methods\NQ_Amino_453648-5_01292009.mth
Sample ID : 08GCSV0339

Injection Date: 4/10/2009 16:41 Calculation Date: 4/10/2009 16:49

Operator : fhk
Workstation:
Instrument : Varian Star #1
Channel : 16 = 263 nm
Detector Type: 9065
Bus Address : 4
Sample Rate : 2.71 Hz
Run Time : 7.987 min

** Star Chromatography Workstation Version 5.52 ** 00123-5E00-E5E-03F9 **

Run Mode : Verification
Peak Measurement: Peak Height
Calculation Type: External Standard
Level : 5
Tolerance : 15.0%

Peak No.	Peak Name	Expected Result (ppb)	Calculated Result (ppb)	Dev. %	Ret. Time (min)	Time Offset (min)	Height (counts)	Status Codes
1	Nitroguanidi	500.0000	497.8513	0.4	4.016	-0.010	2597	
	Totals:		497.8513			-0.010	2597	

Total Unidentified Counts : 0 counts

Detected Peaks: 1 Rejected Peaks: 0 Identified Peaks: 1

Multiplier: 1 Divisor: 1 Unidentified Peak Factor: 0

Baseline Offset: 61 microAU

Noise (used): 198 microAU - monitored before this run

Vial: 16 Injection Number: 1 Full Loop Volume: 50 ul

****
Notes
****

TestAmerica West Sacramento, SAC-LC-0010, Nitroguanidine Analysis on PDA
, absorbance at 263nm.

O2N-NH-C(=NH)-NH2

Primary column = Phenomenex Luna Amino s/n=411655-2, 250x4.6mm, 5um, ins
talled 01/18/08 with Security NH2 Guard.
Column Temperature = 15 degrees C.
Injection volume = 50 uL.

New Syringe Valve 1/10/2008
Solvent Program updated 1/10/2008; Isocratic at 90:10 Water:Acetonitrile
and wash with 100% AcCN.
New column installed 11/21/2008; Phenomenex Luna Amino s/n=453648-5, 250
x4.6mm, 5 um.
New Calibration Curve run on 11/21/2008 using standards 08GCSV0336-341.
New Lamp installed 1/29/2009.
New Calibration Curve run on 1/29/2009 using standards 08GCSV336-241.

Original Notes:

NQ STD 500 ng/mL
****

Title : TestAmerica West Sacramento, Nitroguanidine Analysis on PDA
Run File : c:\star\data\04.2009\nq-4-10-2009=17;01;16-08gcsv0341 mrl.run
Method File : C:\Star\Methods\NQ_Amino_453648-5_01292009.mth
Sample ID : 08GCSV0341 MRL

Injection Date: 4/10/2009 17:01 Calculation Date: 4/10/2009 17:09

Operator : fhk
Workstation:
Instrument : Varian Star #1
Channel : 16 = 263 nm

Detector Type: 9065
Bus Address : 4
Sample Rate : 2.71 Hz
Run Time : 7.987 min

** Star Chromatography Workstation Version 5.52 ** 00123-5E00-E5E-03F9 **

Chart Speed = 2.00 cm/min Attenuation = 20 Zero Offset = 15%
Start Time = 0.000 min End Time = 6.000 min Min / Tick = 1.00



Verification Report

Title : TestAmerica West Sacramento, Nitroguanidine Analysis on PDA
Run File : c:\star\data\04.2009\nq-4-10-2009=17;01;16-08gcsv0341 mrl.run
Method File : C:\Star\Methods\NQ_Amino_453648-5_01292009.mth
Sample ID : 08GCSV0341 MRL

Injection Date: 4/10/2009 17:01 Calculation Date: 4/10/2009 17:09

Operator : fhk
Workstation:
Instrument : Varian Star #1
Channel : 16 = 263 nm
Detector Type: 9065
Bus Address : 4
Sample Rate : 2.71 Hz
Run Time : 7.987 min

** Star Chromatography Workstation Version 5.52 ** 00123-5E00-E5E-03F9 **

Run Mode : Verification
Peak Measurement: Peak Height
Calculation Type: External Standard
Level : 1
Tolerance : 15.0%

Peak No.	Peak Name	Expected Result (ppb)	Calculated Result (ppb)	Dev. %	Ret. Time (min)	Time Offset (min)	Height (counts)	Status Codes
1	Nitroguanidi	20.0000	19.8486	0.8	4.022	-0.004	104	
	Totals:		19.8486			-0.004	104	

Total Unidentified Counts : 0 counts

Detected Peaks: 1 Rejected Peaks: 0 Identified Peaks: 1

Multiplier: 1 Divisor: 1 Unidentified Peak Factor: 0

Baseline Offset: 160 microAU

Noise (used): 160 microAU - monitored before this run

Vial: 8 Injection Number: 1 Full Loop Volume: 50 ul

****
Notes
****

TestAmerica West Sacramento, SAC-LC-0010, Nitroguanidine Analysis on PDA
, absorbance at 263nm.

O2N-NH-C(=NH)-NH2

Primary column = Phenomenex Luna Amino s/n=411655-2, 250x4.6mm, 5um, ins
talled 01/18/08 with Security NH2 Guard.
Column Temperature = 15 degrees C.
Injection volume = 50 uL.

New Syringe Valve 1/10/2008
Solvent Program updated 1/10/2008; Isocratic at 90:10 Water:Acetonitrile
and wash with 100% AcCN.
New column installed 11/21/2008; Phenomenex Luna Amino s/n=453648-5, 250
x4.6mm, 5 um.
New Calibration Curve run on 11/21/2008 using standards 08GCSV0336-341.
New Lamp installed 1/29/2009.
New Calibration Curve run on 1/29/2009 using standards 08GCSV336-241.

Original Notes:

NQ STD 20 ng/mL
****

Title : TestAmerica West Sacramento, Nitroguanidine Analysis on PDA
Run File : c:\star\data\04.2009\nq-4-10-2009=17;20;46-a9c10174-12.run
Method File : C:\Star\Methods\NQ_Amino_453648-5_01292009.mth
Sample ID : A9C10174-12

Injection Date: 4/10/2009 17:20 Calculation Date: 4/10/2009 17:28

Operator : fhk
Workstation:
Instrument : Varian Star #1
Channel : 16 = 263 nm

Detector Type: 9065
Bus Address : 4
Sample Rate : 2.71 Hz
Run Time : 7.999 min

** Star Chromatography Workstation Version 5.52 ** 00123-5E00-E5E-03F9 **

Chart Speed = 2.00 cm/min Attenuation = 20 Zero Offset = 15%
Start Time = 0.000 min End Time = 6.000 min Min / Tick = 1.00



Title : TestAmerica West Sacramento, Nitroguanidine Analysis on PDA
Run File : c:\star\data\04.2009\nq-4-10-2009=17;20;46-a9c10174-12.run
Method File : C:\Star\Methods\NQ_Amino_453648-5_01292009.mth
Sample ID : A9C10174-12

Injection Date: 4/10/2009 17:20 Calculation Date: 4/10/2009 17:28

Operator : fhk Detector Type: 9065
Workstation: Bus Address : 4
Instrument : Varian Star #1 Sample Rate : 2.71 Hz
Channel : 16 = 263 nm Run Time : 7.999 min

** Star Chromatography Workstation Version 5.52 ** 00123-5E00-E5E-03F9 **

Run Mode : Analysis
Peak Measurement: Peak Height
Calculation Type: External Standard

Peak No.	Peak Name	Result (ppb)	Ret. Time (min)	Time Offset (min)	Height (counts)	Sep. Code	Width 1/2 (sec)	Status Codes
Totals:		0.0000		0.000	0			

Total Unidentified Counts : 0 counts

Detected Peaks: 1 Rejected Peaks: 1 Identified Peaks: 0

Multiplier: 10 Divisor: 2.03 Unidentified Peak Factor: 0

Baseline Offset: -14 microAU

Noise (used): 137 microAU - monitored before this run

Vial: 23 Injection Number: 1 Full Loop Volume: 50 ul

****
Notes
****

TestAmerica West Sacramento, SAC-LC-0010, Nitroguanidine Analysis on PDA , absorbance at 263nm.

O2N-NH-C(=NH)-NH2

Primary column = Phenomenex Luna Amino s/n=411655-2, 250x4.6mm, 5um, installed 01/18/08 with Security NH2 Guard.
Column Temperature = 15 degrees C.
Injection volume = 50 uL.

New Syringe Valve 1/10/2008
Solvent Program updated 1/10/2008; Isocratic at 90:10 Water:Acetonitrile and wash with 100% AcCN.
New column installed 11/21/2008; Phenomenex Luna Amino s/n=453648-5, 250x4.6mm, 5 um.
New Calibration Curve run on 11/21/2008 using standards 08GCSV0336-341.
New Lamp installed 1/29/2009.
New Calibration Curve run on 1/29/2009 using standards 08GCSV336-241.

Data Handling: All peaks rejected

Original Notes:

K9C771CC, 9093296, 2g/10mL
****

Title : TestAmerica West Sacramento, Nitroguanidine Analysis on PDA
Run File : c:\star\data\04.2009\nq-4-10-2009=19;56;36-08gcsv0338.run
Method File : C:\Star\Methods\NQ_Amino_453648-5_01292009.mth
Sample ID : 08GCSV0338

Injection Date: 4/10/2009 19:56 Calculation Date: 4/10/2009 20:04

Operator : fhk
Workstation:
Instrument : Varian Star #1
Channel : 16 = 263 nm

Detector Type: 9065
Bus Address : 4
Sample Rate : 2.71 Hz
Run Time : 7.993 min

** Star Chromatography Workstation Version 5.52 ** 00123-5E00-E5E-03F9 **

Chart Speed = 2.00 cm/min Attenuation = 20 Zero Offset = 15%
Start Time = 0.000 min End Time = 6.000 min Min / Tick = 1.00



Verification Report

Title : TestAmerica West Sacramento, Nitroguanidine Analysis on PDA
Run File : c:\star\data\04.2009\nq-4-10-2009=19;56;36-08gcsv0338.run
Method File : C:\Star\Methods\NQ_Amino_453648-5_01292009.mth
Sample ID : 08GCSV0338

Injection Date: 4/10/2009 19:56 Calculation Date: 4/10/2009 20:04

Operator : fhk
Workstation:
Instrument : Varian Star #1
Channel : 16 = 263 nm
Detector Type: 9065
Bus Address : 4
Sample Rate : 2.71 Hz
Run Time : 7.993 min

** Star Chromatography Workstation Version 5.52 ** 00123-5E00-E5E-03F9 **

Run Mode : Verification
Peak Measurement: Peak Height
Calculation Type: External Standard
Level : 4
Tolerance : 15.0%

Peak No.	Peak Name	Expected Result (ppb)	Calculated Result (ppb)	Dev. %	Ret. Time (min)	Time Offset (min)	Height (counts)	Status Codes
1	Nitroguanidi	200.0000	199.9400	0.0	4.021	-0.005	1043	
	Totals:		199.9400			-0.005	1043	

Total Unidentified Counts : 0 counts

Detected Peaks: 1 Rejected Peaks: 0 Identified Peaks: 1

Multiplier: 1 Divisor: 1 Unidentified Peak Factor: 0

Baseline Offset: 160 microAU

Noise (used): 213 microAU - monitored before this run

Vial: 14 Injection Number: 1 Full Loop Volume: 50 ul

****
Notes
****

TestAmerica West Sacramento, SAC-LC-0010, Nitroguanidine Analysis on PDA
, absorbance at 263nm.

O2N-NH-C(=NH)-NH2

Primary column = Phenomenex Luna Amino s/n=411655-2, 250x4.6mm, 5um, ins
talled 01/18/08 with Security NH2 Guard.
Column Temperature = 15 degrees C.
Injection volume = 50 uL.

New Syringe Valve 1/10/2008
Solvent Program updated 1/10/2008; Isocratic at 90:10 Water:Acetonitrile
and wash with 100% AcCN.
New column installed 11/21/2008; Phenomenex Luna Amino s/n=453648-5, 250
x4.6mm, 5 um.
New Calibration Curve run on 11/21/2008 using standards 08GCSV0336-341.
New Lamp installed 1/29/2009.
New Calibration Curve run on 1/29/2009 using standards 08GCSV336-241.

Original Notes:

NQ STD 200 ng/mL
****

Title : TestAmerica West Sacramento, Nitroguanidine Analysis on PDA
Run File : c:\star\data\04.2009\nq-4-10-2009=20;16;10-08gcsv0341 mrl.run
Method File : C:\Star\Methods\NQ_Amino_453648-5_01292009.mth
Sample ID : 08GCSV0341 MRL

Injection Date: 4/10/2009 20:16 Calculation Date: 4/10/2009 20:24

Operator : fhk
Workstation:
Instrument : Varian Star #1
Channel : 16 = 263 nm

Detector Type: 9065
Bus Address : 4
Sample Rate : 2.71 Hz
Run Time : 7.999 min

** Star Chromatography Workstation Version 5.52 ** 00123-5E00-E5E-03F9 **

Chart Speed = 2.00 cm/min Attenuation = 20 Zero Offset = 15%
Start Time = 0.000 min End Time = 6.000 min Min / Tick = 1.00

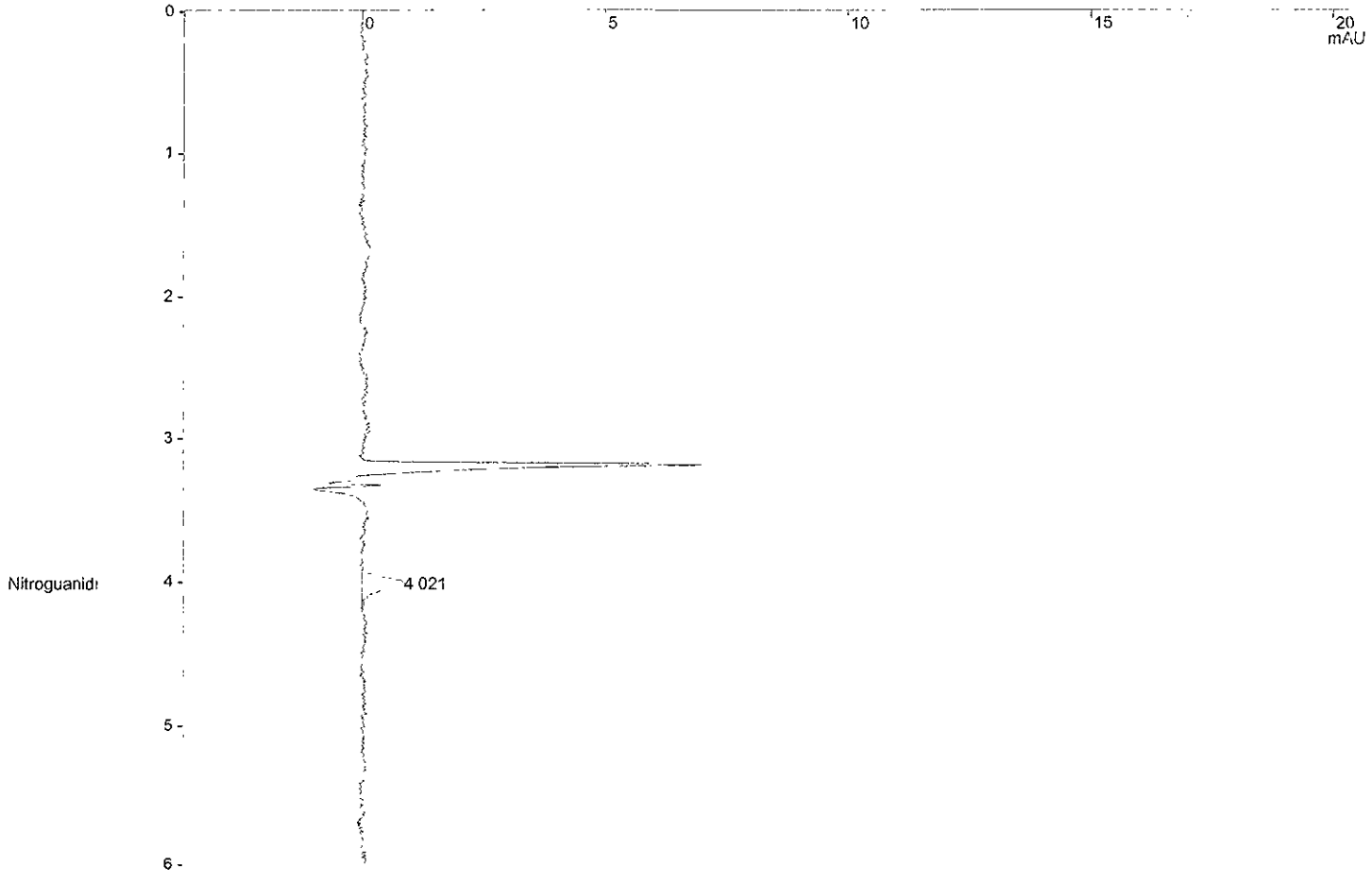

Verification Report

Title : TestAmerica West Sacramento, Nitroguanidine Analysis on PDA
Run File : c:\star\data\04.2009\nq-4-10-2009=20;16;10-08gcsv0341 mrl.run
Method File : C:\Star\Methods\NQ_Amino_453648-5_01292009.mth
Sample ID : 08GCSV0341 MRL

Injection Date: 4/10/2009 20:16 Calculation Date: 4/10/2009 20:24

Operator : fhk
Workstation:
Instrument : Varian Star #1
Channel : 16 = 263 nm
Detector Type: 9065
Bus Address : 4
Sample Rate : 2.71 Hz
Run Time : 7.999 min

** Star Chromatography Workstation Version 5.52 ** 00123-5E00-E5E-03F9 **

Run Mode : Verification
Peak Measurement: Peak Height
Calculation Type: External Standard
Level : 1
Tolerance : 15.0%

Peak No.	Peak Name	Expected Result (ppb)	Calculated Result (ppb)	Dev. %	Ret. Time (min)	Time Offset (min)	Height (counts)	Status Codes
1	Nitroguanidi	20.0000	21.6618	8.3	4.021	-0.005	113	
	Totals:		21.6618			-0.005	113	

Total Unidentified Counts : 0 counts

Detected Peaks: 1 Rejected Peaks: 0 Identified Peaks: 1

Multiplier: 1 Divisor: 1 Unidentified Peak Factor: 0

Baseline Offset: 61 microAU

Noise (used): 190 microAU - monitored before this run

Vial: 8 Injection Number: 1 Full Loop Volume: 50 ul

****
Notes
****

TestAmerica West Sacramento, SAC-LC-0010, Nitroguanidine Analysis on PDA
, absorbance at 263nm.

O2N-NH-C(=NH)-NH2

Primary column = Phenomenex Luna Amino s/n=411655-2, 250x4.6mm, 5um, ins
talled 01/18/08 with Security NH2 Guard.
Column Temperature = 15 degrees C.
Injection volume = 50 uL.

New Syringe Valve 1/10/2008
Solvent Program updated 1/10/2008; Isocratic at 90:10 Water:Acetonitrile
and wash with 100% AcCN.
New column installed 11/21/2008; Phenomenex Luna Amino s/n=453648-5, 250
x4.6mm, 5 um.
New Calibration Curve run on 11/21/2008 using standards 08GCSV0336-341.
New Lamp installed 1/29/2009.
New Calibration Curve run on 1/29/2009 using standards 08GCSV336-241.

Original Notes:

NQ STD 20 ng/mL
****

Initial Calibration

Includes (as applicable):

runlog

standard raw data

statistical summary

ms tune data

TestAmerica
THE LEADER IN ENVIRONMENTAL TESTING

West Sacramento

GC/HPLC ICAL Checklist

Instrument ID: PDA-1 NH2 ICAL ID: 45348-5_01292009 Method: NQ

Analytes Included in curve (with dates): Nitroguanidine

A. Included Sections of ICAL	Analyst	Reviewer	N/A
1. ICAL Summary included (for both columns if applicable).	—	✓	
2. ICAL Runlog included.	—	✓	
3. ICV Included and moved to after summary.	—	✓	
4. PEM meets requirements and is included for 8081.			—
5. Alkane Marker included for 8015 TPH.			—
6. ICAL Raw Data included for all analytes.	—	✓	
B. ICAL Summary			
1. All analytes meet %RSD or linear regression requirements.	—	✓	
2. ICAL meets requirements stated in SOP.	—	✓	
2. Any levels dropped are reviewed and appropriate.			—
3. All analytes in ICAL are in the ICAL summary.	—	✓	
4. RFs are calculated correctly. Perform Manual calculation.	—	✓	
C. ICAL Analysis			
1. Manual Integrations reviewed and appropriate.			—
2. All peaks correctly identified.	—	✓	
3. No analytes have saturated peaks.	—	✓	
4. RT windows set correctly (8015 TPH).			—
5. ICV meets requirements and is run after the ICAL.	—	✓	
6. Standards used in ICAL are current.	—	✓	
7. ICAL is copied to source method.			—

Curve Valid for:	Yes	No	Criteria
Standard SOP	—		RSD ≤20%, r≥ 0.995 (intercept <1/2RL for 8081,8082, NQ, 8310) and (<RL for 8330) and r>0.990 (intercept <RL for 8015), ICV≤15%, PEM ≤15%
DOD QSM V3	—		RSD ≤20%, r≥ 0.995, ICV≤20%, PEM ≤15%
AFCEE 3.1	—		RSD ≤20%, r≥ 0.995, ICV≤15%, PEM ≤15%
AFCEE 4.0	—		RSD ≤20%, r≥ 0.995, ICV≤20% (8081, 8082, 8015) and ICV≤25% (8330,8310), PEM ≤15%

Analyst: [signature] Date: 1/30/09

Reviewer: [signature] Date: 2/3/09

Comments:

4393

Title : Calibration Block Report
Method File : c:\star\methods\nq_amino_453648-5_01292009.mth
Data Method Time : 1/30/2009 10.38

Requested Curve Type : linear
Requested Origin : force
Calibration Type : External Standard Analysis

Method Detector Type : 9065 Polychrom
Method Bus Address : 4
Method Channel : 16

Calibration Dates
Last Injection Date : 1/29/2009 20:51

Last Recalculation Date : 1/30/2009 10:38

**********Star Chromatography Workstation**********Version 5.52**********

Retention Time (min)	Peak Name	Curve\ Origin	X³	X²	X	C	r²	Cal. Range	No. of Points	Edit Codes
3.998	Nitroguanidine	1 F			+5.2166e+000	+0.0000e+000	+9.9959e-001	1-6	6	

Curve Codes	Origin Codes	Edit Codes
1 linear	I include	1 curve
2 quadratic	IG ignore	2 origin
3 cubic	F force	3 coefficient

Ret. Time: 3.998 min.
Peak Name: Nitroguanidine
Peak Measurement: Height
Curve\Origin: 1 F

Level	Amount	Replicate No.	Response	Avg. Response	Std. Dev.
1	20.000000	1	100 ✓	99.8	#
2	50.000000	1	261 ✓	261.2	#
3	100.000000	1	513 ✓	512.7	#
4	200.000000	1	1040 ✓	1039.9	#
5	500.000000	1	2521 ✓	2521.0	#
6	1000.000000	1	5262 ✓	5261.8	#

= Too few points to calculate.

Peak Name	Level	Rep.	Injection Date Time	Run Files
Nitroguanidine	1	1	1/29/2009 19:13	c:\... \data\01.2009\nq-1-29-2009=19;13;48-ical 1; 20.run
	2	1	1/29/2009 19:33	c:\... \data\01.2009\nq-1-29-2009=19;33;17-ical 2; 50.run
	3	1	1/29/2009 19:52	c:\... \data\01.2009\nq-1-29-2009=19;52;47-ical 3; 100.run
	4	1	1/29/2009 20:12	c:\... \data\01.2009\nq-1-29-2009=20;12;17-ical 4, 200.run
	5	1	1/29/2009 20.31	c:\... \data\01.2009\nq-1-29-2009=20;31;49-ical 5; 500.run
	6	1	1/29/2009 20.51	c:\... \data\01.2009\nq-1-29-2009=20;51;17-ical 6; 1000.run

North Canton

Print Date: 30 Jan 2009 10:38:42
Calibration Curves Report
File: c:\star\methods\nq_amino_453648-5_01292009.mth
Detector: 9065 Polychrom, Address: 4, Channel ID: 16

Nitroguanidine
External Standard Analysis
Resp. Fact. RSD: 2.081%
Curve Type: Linear
Origin: Force
Coeff. Det.(r^2): 0.999592
y = +5 2166e+000x

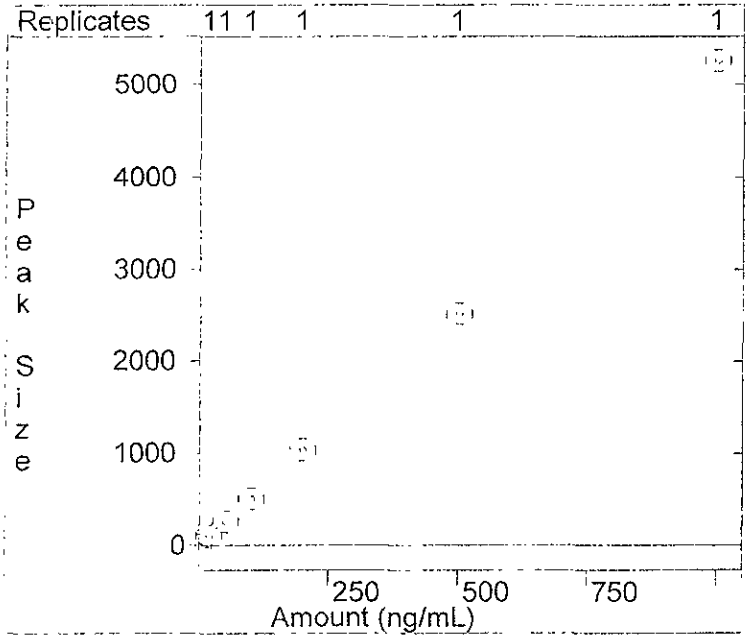

****

Varian Star Workstation - RecalcList Fri Jan 30 10:35:26 2009

RecalcList: C:\Star\Sample list\NQ-01.29.2009.RCL

Created: Thu Jan 29 16:26:15 2009
Modified: Thu Jan 29 22:54:23 2009

NQ Analysis 29 January 2009
WS-LC-0010

****

Line	Sample Type	Sample Name	Data File	In
1	Verification	Primer WS-LC-0010	nq-1-29-2009=16;37;50-primer ws-lc-0010.run	
2	Verification	Primer WS-LC-0010	nq-1-29-2009=16;57;22-primer ws-lc-0010.run	
3	Verification	Primer WS-LC-0010	nq-1-29-2009=17;16;51-primer ws-lc-0010.run	
4	Verification	Primer WS-LC-0010	nq-1-29-2009=17;36;21-primer ws-lc-0010.run	
5	Verification	Primer WS-LC-0010	nq-1-29-2009=17;55;51-primer ws-lc-0010.run	
6	Verification	Primer WS-LC-0010	nq-1-29-2009=18;15;18-primer ws-lc-0010.run	
7	Verification	Primer WS-LC-0010	nq-1-29-2009=18;34;45-primer ws-lc-0010.run	
8	Analysis	Blank	nq-1-29-2009=18;54;18-blank.run	
9	New Calib Block			
10	Calibration	ICAL 1; 20	nq-1-29-2009=19;13;48-ical 1; 20.run	
11	Calibration	ICAL 2; 50	nq-1-29-2009=19;33;17-ical 2; 50.run	
12	Calibration	ICAL 3; 100	nq-1-29-2009=19;52;47-ical 3; 100.run	
13	Calibration	ICAL 4; 200	nq-1-29-2009=20;12;17-ical 4; 200.run	
14	Calibration	ICAL 5; 500	nq-1-29-2009=20;31;49-ical 5; 500.run	
15	Calibration	ICAL 6; 1000	nq-1-29-2009=20;51;17-ical 6; 1000.run	
16	Print Calib			
17	Verification	ICV Std; 200	nq-1-29-2009=21;10;53-icv std; 200.run	
18	Analysis	2xMDL Std; 15	nq-1-29-2009=21;30;23-2xmdl std; 15.run	
19	Analysis	Blank	nq-1-29-2009=21;49;55-blank.run	
20	Verification	08GCSV0338	nq-1-29-2009=22;09;25-08gcsv0338.run	
21	Analysis	BLANK	nq-1-29-2009=22;44;13-blank.run	

Title : TestAmerica West Sacramento, Nitroguanidine Analysis on PDA
Run File : c:\star\data\01.2009\nq-1-29-2009=21;10;53-icv std; 200.run
Method File : C:\Star\Methods\NQ_Amino_453648-5_01292009.mth
Sample ID : ICV Std; 200

Injection Date: 1/29/2009 21:10 Calculation Date: 1/30/2009 10:38

Operator : fhk
Workstation:
Instrument : Varian Star #1
Channel : 16 = 263 nm

Detector Type: 9065
Bus Address : 4
Sample Rate : 2.71 Hz
Run Time : 7.993 min

** Star Chromatography Workstation Version 5.52 ** 00123-5EC0-E5E-03F9 **

Chart Speed = 2.00 cm/min Attenuation = 20 Zero Offset = 15%
Start Time = 0.000 min End Time = 6.000 min Min / Tick = 1.00



Verification Report

Title : TestAmerica West Sacramento, Nitroguanidine Analysis on PDA
Run File : c:\star\data\01.2009\nq-1-29-2009=21;10;53-icv std; 200.run
Method File : C:\Star\Methods\NQ_Amino_453648-5_01292009.mth
Sample ID : ICV Std; 200

Injection Date: 1/29/2009 21:10 Calculation Date: 1/30/2009 10:38

Operator : fhk
Workstation:
Instrument : Varian Star #1
Channel : 16 = 263 nm
Detector Type: 9065
Bus Address : 4
Sample Rate : 2.71 Hz
Run Time : 7.993 min

** Star Chromatography Workstation Version 5.52 ** 00123-5E00-E5E-03F9 **

Run Mode : Verification
Peak Measurement: Peak Height
Calculation Type: External Standard
Level : 4
Tolerance : 15.0%

Peak No.	Peak Name	Expected Result (ppb)	Calculated Result (ppb)	Dev. %	Ret. Time (min)	Time Offset (min)	Height (counts)	Status Codes
1	Nitroguanidi	200.0000	200.2720	0.1	4.013	0.015	1045	
	Totals:		200.2720			0.015	1045	

Total Unidentified Counts : 0 counts

Detected Peaks: 2 Rejected Peaks: 1 Identified Peaks: 1

Multiplier: 1 Divisor: 1 Unidentified Peak Factor: 0

Baseline Offset: -30 microAU

Noise (used): 114 microAU - monitored before this run

Vial: 4 Injection Number: 1 Full Loop Volume: 50 ul

****
Notes
****

TestAmerica West Sacramento, SAC-LC-0010, Nitroguanidine Analysis on PDA , absorbance at 263nm.

O2N-NH-C(=NH)-NH2

Primary column = Phenomenex Luna Amino s/n=411655-2, 250x4.6mm, 5um, installed 01/18/08 with Security NH2 Guard.
Column Temperature = 15 degrees C.
Injection volume = 50 uL.

New Syringe Valve 1/10/2008
Solvent Program updated 1/10/2008; Isocratic at 90:10 Water:Acetonitrile and wash with 100% AcCN.
New column installed 11/21/2008; Phenomenex Luna Amino s/n=453648-5, 250 x4.6mm, 5 um.
New Calibration Curve run on 11/21/2008 using standards 08GCSV0336-341.
New Lamp installed 1/29/2009.
New Calibration Curve run on 1/29/2009 using standards 08GCSV336-241.

Original Notes:
09GCSV0032 1/31/09
~~08GCSV0161~~, NQ Std at 200ng/mL; Second Source Standard.

Appended Notes:

****

Title : TestAmerica West Sacramento, Nitroguanidine Analysis on PDA
Run File : c:\star\data\01.2009\nq-1-29-2009=19;13;48-ical 1; 20.run
Method File : C:\Star\Methods\NQ_Amino_453648-5_01292009.mth
Sample ID : ICAL 1; 20

Injection Date: 1/29/2009 19:13 Calculation Date: 1/30/2009 10:37

Operator : fhk
Workstation:
Instrument : Varian Star #1
Channel : 16 = 263 nm

Detector Type: 9065
Bus Address : 4
Sample Rate : 2.71 Hz
Run Time : 7.999 min

** Star Chromatography Workstation Version 5.52 ** 00123-5E00-E5E-03F9 **

Chart Speed = 2.00 cm/min Attenuation = 20 Zero Offset = 15%
Start Time = 0.000 min End Time = 6.000 min Min / Tick = 1.00



Title : TestAmerica West Sacramento, Nitroguanidine Analysis on PDA
Run File : c:\star\data\01.2009\nq-1-29-2009=19;13;48-ical 1; 20.run
Method File : C:\Star\Methods\NQ_Amino_453648-5_01292009.mth
Sample ID : ICAL 1; 20

Injection Date: 1/29/2009 19:13 Calculation Date: 1/30/2009 10:37

Operator : fhk
Workstation:
Instrument : Varian Star #1
Channel : 16 = 263 nm
Detector Type: 9065
Bus Address : 4
Sample Rate : 2.71 Hz
Run Time : 7.999 min

** Star Chromatography Workstation Version 5.52 ** 00123-5E00-E5E-03F9 **

Run Mode : Calibration
Peak Measurement: Peak Height
Calculation Type: External Standard
Level : 1

Peak No.	Peak Name	Ret. Time (min)	Time Offset (min)	Height (counts)	Sep. Code	Width 1/2 (sec)	Status Codes
1	Nitroguanidi	3.987	0.001	100	BB	5.5	
	Totals:		0.001	100			

Total Unidentified Counts : 0 counts

Detected Peaks: 1 Rejected Peaks: 0 Identified Peaks: 1

Multiplier: N/A Divisor: N/A Unidentified Peak Factor: 0

Baseline Offset: 0 microAU

Noise (used): 144 microAU - monitored before this run

Vial: 8 Injection Number: 1 Full Loop Volume: 50 ul

****
Notes
****

TestAmerica West Sacramento, SAC-LC-0010, Nitroguanidine Analysis on PDA
, absorbance at 263nm.

O2N-NH-C(=NH)-NH2

Primary column = Phenomenex Luna Amino s/n=411655-2, 250x4.6mm, 5um, ins
talled 01/18/08 with Security NH2 Guard.
Column Temperature = 15 degrees C.
Injection volume = 50 uL.

New Syringe Valve 1/10/2008
Solvent Program updated 1/10/2008; Isocratic at 90:10 Water:Acetonitrile
and wash with 100% AcCN.
New column installed 11/21/2008; Phenomenex Luna Amino s/n=453648-5, 250
x4.6mm, 5 um.
New Calibration Curve run on 11/21/2008 using standards 08GCSV0336-341.
New Lamp installed 1/29/2009.
New Calibration Curve run on 1/29/2009 using standards 08GCSV336-241.

Original Notes:

08GCSV0341, NQ Std at 20ng/mL.

Appended Notes:

****

Title : TestAmerica West Sacramento, Nitroguanidine Analysis on PDA
Run File : c:\star\data\01.2009\nq-1-29-2009=19;33;17-ical 2; 50.run
Method File : C:\Star\Methods\NQ_Amino_453648-5_01292009.mth
Sample ID : ICAL 2; 50

Injection Date: 1/29/2009 19:33 Calculation Date: 1/30/2009 10:37

Operator : fhk Detector Type: 9065
Workstation: Bus Address : 4
Instrument : Varian Star #1 Sample Rate : 2.71 Hz
Channel : 16 = 263 nm Run Time : 7.993 min

** Star Chromatography Workstation Version 5.52 ** 00123-5E00-E5E-03F9 **

Chart Speed = 2.00 cm/min Attenuation = 20 Zero Offset = 15%
Start Time = 0.000 min End Time = 6.000 min Min / Tick = 1.00

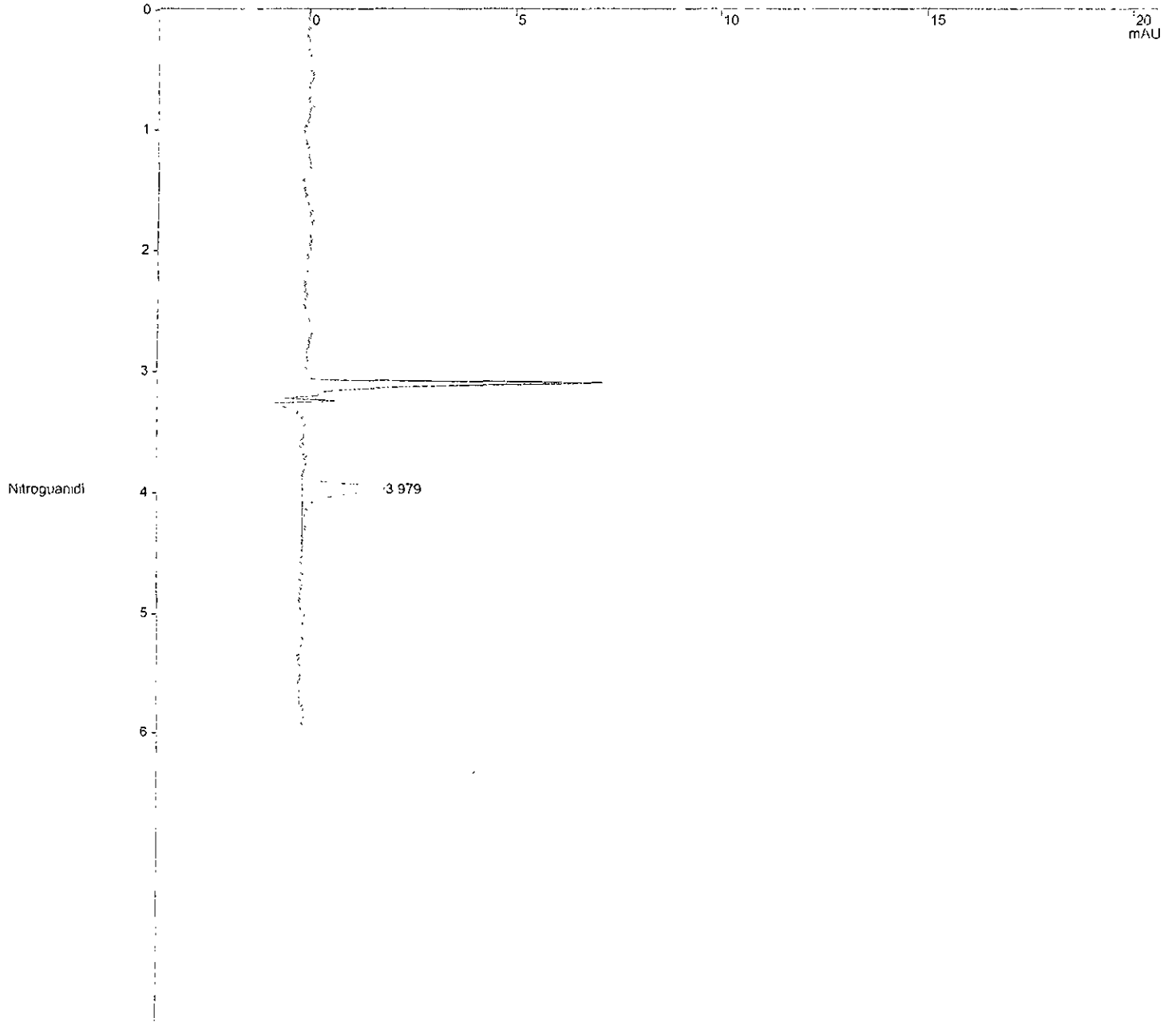

Title : TestAmerica West Sacramento, Nitroguanidine Analysis on PDA
Run File : c:\star\data\01.2009\nq-1-29-2009=19;33;17-ical 2; 50.run
Method File : C:\Star\Methods\NQ_Amino_453648-5_01292009.mth
Sample ID : ICAL 2; 50

Injection Date: 1/29/2009 19:33 Calculation Date: 1/30/2009 10:37

Operator : fhk
Workstation:
Instrument : Varian Star #1
Channel : 16 = 263 nm
Detector Type: 9065
Bus Address : 4
Sample Rate : 2.71 Hz
Run Time : 7.993 min

** Star Chromatography Workstation Version 5.52 ** 00123-5EC0-E5E-03F9 **

Run Mode : Calibration
Peak Measurement: Peak Height
Calculation Type: External Standard
Level : 2

Peak No.	Peak Name	Ret. Time (min)	Time Offset (min)	Height (counts)	Sep. Code	Width 1/2 (sec)	Status Codes
1	Nitroguanidi	3.979	-0.007	261	BB	5.6	
	Totals:		-0.007	261			

Total Unidentified Counts : 0 counts

Detected Peaks: 1 Rejected Peaks: 0 Identified Peaks: 1

Multiplier: N/A Divisor: N/A Unidentified Peak Factor: 0

Baseline Offset: 46 microAU

Noise (used): 167 microAU - monitored before this run

Vial: 10 Injection Number: 1 Full Loop Volume: 50 ul

****
Notes
****

TestAmerica West Sacramento, SAC-LC-0010, Nitroguanidine Analysis on PDA
, absorbance at 263nm.

O2N-NH-C(=NH)-NH2

Primary column = Phenomenex Luna Amino s/n=411655-2, 250x4.6mm, 5um, ins
talled 01/18/08 with Security NH2 Guard.
Column Temperature = 15 degrees C.
Injection volume = 50 uL.

New Syringe Valve 1/10/2008
Solvent Program updated 1/10/2008; Isocratic at 90:10 Water:Acetonitrile
and wash with 100% AcCN.
New column installed 11/21/2008; Phenomenex Luna Amino s/n=453648-5, 250
x4.6mm, 5 um.
New Calibration Curve run on 11/21/2008 using standards 08GCSV0336-341.
New Lamp installed 1/29/2009.
New Calibration Curve run on 1/29/2009 using standards 08GCSV336-241.

Original Notes:

08GCSV0336, NQ Std at 50ng/mL.

Appended Notes:

****

Title : TestAmerica West Sacramento, Nitroguanidine Analysis on PDA
Run File : c:\star\data\01.2009\nq-1-29-2009=19;52;47-ical 3; 100.run
Method File : C:\Star\Methods\NQ_Amino_453648-5_01292009.mth
Sample ID : ICAL 3; 100

Injection Date: 1/29/2009 19:52 Calculation Date: 1/30/2009 10:37

Operator : fhk
Workstation:
Instrument : Varian Star #1
Channel : 16 = 263 nm

Detector Type: 9065
Bus Address : 4
Sample Rate : 2.71 Hz
Run Time : 7.993 min

** Star Chromatography Workstation Version 5.52 ** 00123-5E00-E5E-03F9 **

Chart Speed = 2.00 cm/min Attenuation = 20 Zero Offset = 15%
Start Time = 0.000 min End Time = 6.000 min Min / Tick = 1.00



Title : TestAmerica West Sacramento, Nitroguanidine Analysis on PDA
Run File : c:\star\data\01.2009\nq-1-29-2009=19;52;47-ical 3; 100.run
Method File : C:\Star\Methods\NQ_Amino_453648-5_01292009.mth
Sample ID : ICAL 3; 100

Injection Date: 1/29/2009 19:52 Calculation Date: 1/30/2009 10:37

Operator : fhk
Workstation:
Instrument : Varian Star #1
Channel : 16 = 263 nm
Detector Type: 9065
Bus Address : 4
Sample Rate : 2.71 Hz
Run Time : 7.993 min

** Star Chromatography Workstation Version 5.52 ** 00123-5E00-E5E-03F9 **

Run Mode : Calibration
Peak Measurement: Peak Height
Calculation Type: External Standard
Level : 3

Peak Nc.	Peak Name	Ret. Time (min)	Time Offset (min)	Height (counts)	Sep. Code	Width 1/2 (sec)	Status Codes
1	Nitroguanidi	4.004	0.026	513	BB	5.3	
	Totals:		0.026	513			

513/100 = 5.13 resp factor

fhk 1/30/09

Total Unidentified Counts : 0 counts

Detected Peaks: 1 Rejected Peaks: 0 Identified Peaks: 1

Multiplier: N/A Divisor: N/A Unidentified Peak Factor: 0

Baseline Offset: -22 microAU

Noise (used): 183 microAU - monitored before this run

Vial: 12 Injection Number: 1 Full Loop Volume: 50 ul

****
Notes
****

TestAmerica West Sacramento, SAC-LC-0010, Nitroguanidine Analysis on PDA
, absorbance at 263nm.

O2N-NH-C(=NH)-NH2

Primary column = Phenomenex Luna Amino s/n=411655-2, 250x4.6mm, 5um, ins
talled 01/18/08 with Security NH2 Guard.
Column Temperature = 15 degrees C.
Injection volume = 50 uL.

New Syringe Valve 1/10/2008
Solvent Program updated 1/10/2008; Isocratic at 90:10 Water:Acetonitrile
and wash with 100% AcCN.
New column installed 11/21/2008; Phenomenex Luna Amino s/n=453648-5, 250
x4.6mm, 5 um.
New Calibration Curve run on 11/21/2008 using standards 08GCSV0336-341.
New Lamp installed 1/29/2009.
New Calibration Curve run on 1/29/2009 using standards 08GCSV336-241.

Original Notes:

08GCSV0337, NQ Std at 100ng/mL.

Appended Notes:

****

Title : TestAmerica West Sacramento, Nitroguanidine Analysis on PDA
Run File : c:\star\data\01.2009\nq-1-29-2009=20;12;17-ical 4; 200.run
Method File : C:\Star\Methods\NQ_Amino_453648-5_01292009.mth
Sample ID : ICAL 4; 200

Injection Date: 1/29/2009 20:12 Calculation Date: 1/30/2009 10:38

Operator : fhk
Workstation:
Instrument : Varian Star #1
Charnel : 16 = 263 nm
Detector Type: 9065
Bus Address : 4
Sample Rate : 2.71 Hz
Run Time : 7.999 min

** Star Chromatography Workstation Version 5.52 ** 00123-5E00-E5E-03F9 **

Chart Speed = 2.00 cm/min Attenuation = 20 Zero Offset = 15%
Start Time = 0.000 min End Time = 6.000 min Min / Tick = 1.00

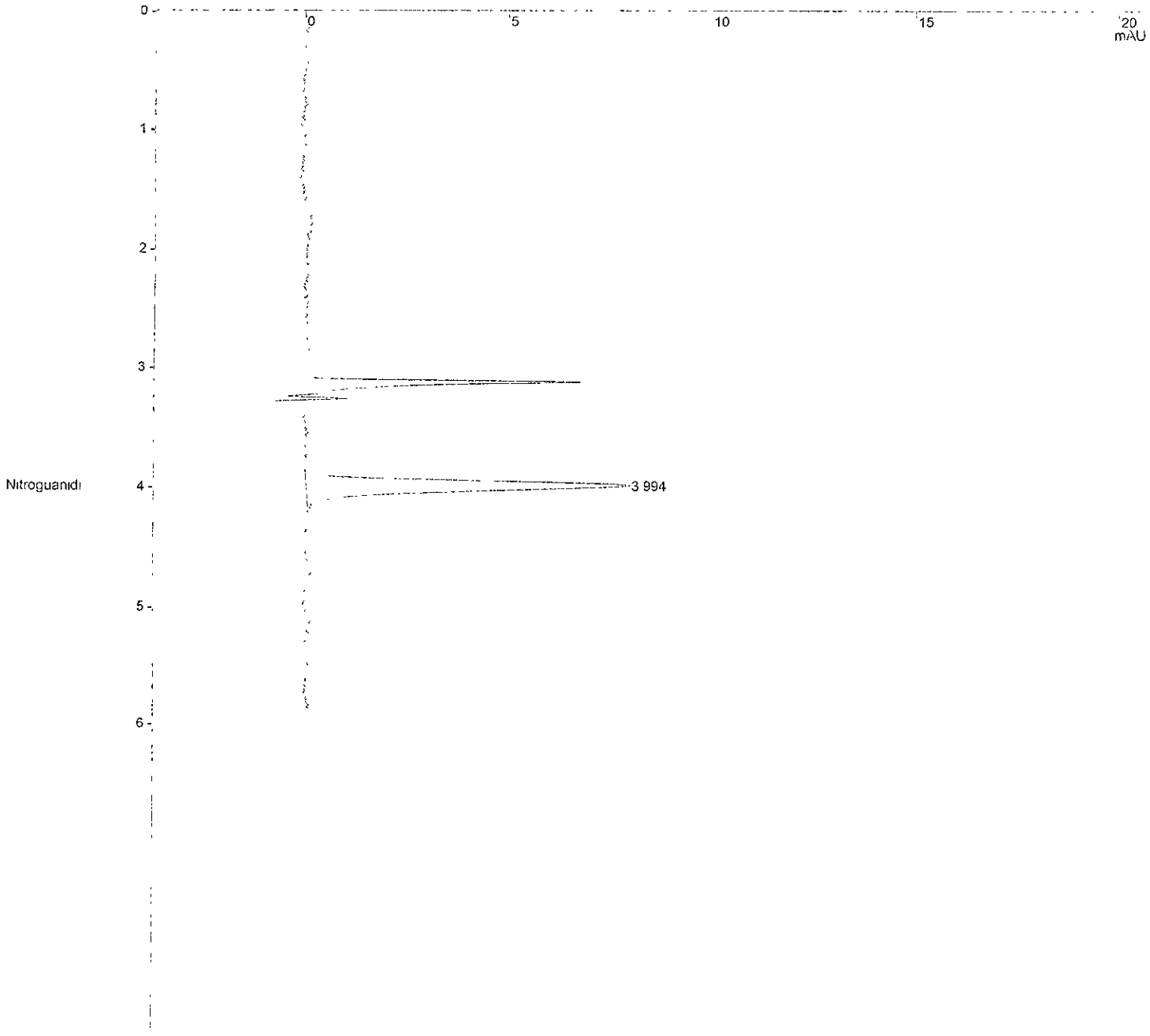

Title : TestAmerica West Sacramento, Nitroguanidine Analysis on PDA
Run File : c:\star\data\01.2009\nq-1-29-2009=20;12;17-ical 4; 200.run
Method File : C:\Star\Methods\NQ_Amino_453648-5_01292009.mth
Sample ID : ICAL 4; 200

Injection Date: 1/29/2009 20:12 Calculation Date: 1/30/2009 10:38

Operator : fhk
Workstation:
Instrument : Varian Star #1
Channel : 16 = 263 nm
Detector Type: 9065
Bus Address : 4
Sample Rate : 2.71 Hz
Run Time : 7.999 min

** Star Chromatography Workstation Version 5.52 ** 00123-5E00-E5E-03F9 **

Run Mode : Calibration
Peak Measurement: Peak Height
Calculation Type: External Standard
Level : 4

Peak No.	Peak Name	Ret. Time (min)	Time Offset (min)	Height (counts)	Sep. Code	Width 1/2 (sec)	Status Codes
1	Nitroguanidi	3.994	-0.009	1040	BB	5.4	
	Totals:		-0.009	1040			

Total Unidentified Counts : 0 counts

Detected Peaks: 1 Rejected Peaks: 0 Identified Peaks: 1

Multiplier: N/A Divisor: N/A Unidentified Peak Factor: 0

Baseline Offset: 130 microAU

Noise (used): 175 microAU - monitored before this run

Vial: 14 Injection Number: 1 Full Loop Volume: 50 ul

****
Notes
****

TestAmerica West Sacramento, SAC-LC-0010, Nitroguanidine Analysis on PDA
, absorbance at 263nm.

O2N-NH-C(=NH)-NH2

Primary column = Phenomenex Luna Amino s/n=411655-2, 250x4.6mm, 5um, ins
talled 01/18/08 with Security NH2 Guard.
Column Temperature = 15 degrees C.
Injection volume = 50 uL.

New Syringe Valve 1/10/2008
Solvent Program updated 1/10/2008; Isocratic at 90:10 Water:Acetonitrile
and wash with 100% AcCN.
New column installed 11/21/2008; Phenomenex Luna Amino s/n=453648-5, 250
x4.6mm, 5 um.
New Calibration Curve run on 11/21/2008 using standards 08GCSV0336-341.
New Lamp installed 1/29/2009.
New Calibration Curve run on 1/29/2009 using standards 08GCSV336-241.

Original Notes:

08GCSV0338, NQ Std at 200ng/mL.

Appended Notes:

****

Title : TestAmerica West Sacramento, Nitroguanidine Analysis on PDA
Run File : c:\star\data\01.2009\nq-1-29-2009=20;31;49-ical 5; 500.run
Method File : C:\Star\Methods\NQ_Amino_453648-5_01292009.mth
Sample ID : ICAL 5; 500

Injection Date: 1/29/2009 20:31 Calculation Date: 1/30/2009 10:38

Operator : fhk
Workstation:
Instrument : Varian Star #1
Channel : 16 = 263 nm

Detector Type: 9065
Bus Address : 4
Sample Rate : 2.71 Hz
Run Time : 7.999 min

** Star Chromatography Workstation Version 5.52 ** 00123-5E00-E5E-03F9 **

Chart Speed = 2.00 cm/min Attenuation = 20 Zero Offset = 15%
Start Time = 0.000 min End Time = 6.000 min Min / Tick = 1.00

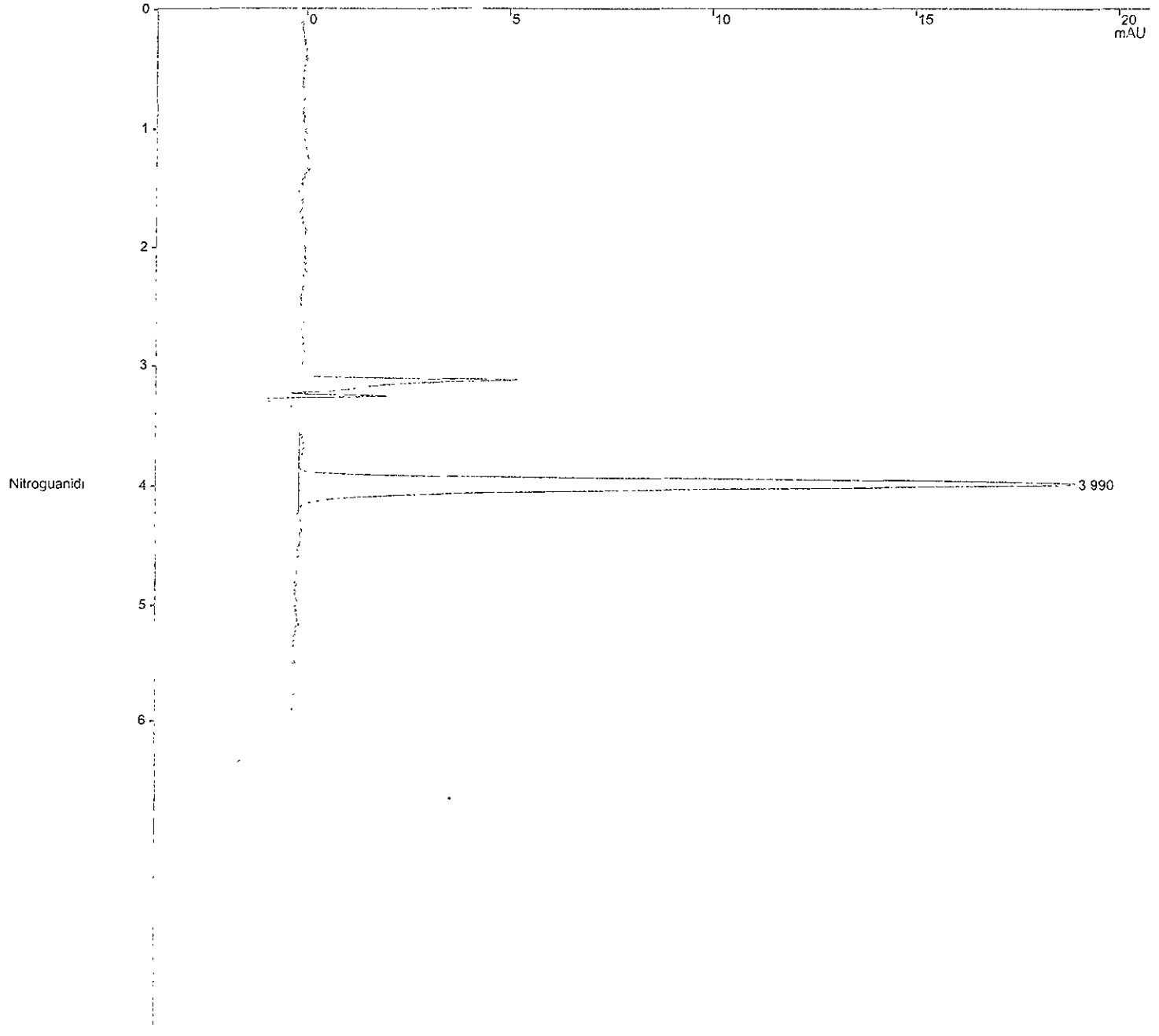

Title : TestAmerica West Sacramento, Nitroguanidine Analysis on PDA
Run File : c:\star\data\01.2009\nq-1-29-2009=20;31;49-ical 5; 500.run
Method File : C:\Star\Methods\NQ_Amino_453648-5_01292009.mth
Sample ID : ICAL 5; 500

Injection Date: 1/29/2009 20:31 Calculation Date: 1/30/2009 10:38

Operator : fhk
Workstation:
Instrument : Varian Star #1
Channel : 16 = 263 nm
Detector Type: 9065
Bus Address : 4
Sample Rate : 2.71 Hz
Run Time : 7.999 min

** Star Chromatography Workstation Version 5.52 ** 00123-5E00-E5E-03F9 **

Run Mode : Calibration
Peak Measurement: Peak Height
Calculation Type: External Standard
Level : 5

Peak No.	Peak Name	Ret. Time (min)	Time Offset (min)	Height (counts)	Sep. Code	Width 1/2 (sec)	Status Codes
1	Nitroguanidi	3.990	-0.004	2521	PB	5.4	
	Totals:		-0.004	2521			

Total Unidentified Counts : 0 counts

Detected Peaks: 2 Rejected Peaks: 1 Identified Peaks: 1

Multiplier: N/A Divisor: N/A Unidentified Peak Factor: 0

Baseline Offset: 175 microAU

Noise (used): 137 microAU - monitored before this run

Vial: 16 Injection Number: 1 Full Loop Volume: 50 ul

****
Notes
****

TestAmerica West Sacramento, SAC-LC-0010, Nitroguanidine Analysis on PDA
, absorbance at 263nm.

O2N-NH-C(=NH)-NH2

Primary column = Phenomenex Luna Amino s/n=411655-2, 250x4.6mm, 5um, ins
talled 01/18/08 with Security NH2 Guard.
Column Temperature = 15 degrees C.
Injection volume = 50 uL.

New Syringe Valve 1/10/2008
Solvent Program updated 1/10/2008; Isocratic at 90:10 Water:Acetonitrile
and wash with 100% AcCN.
New column installed 11/21/2008; Phenomenex Luna Amino s/n=453648-5, 250
x4.6mm, 5 um.
New Calibration Curve run on 11/21/2008 using standards 08GCSV0336-341.
New Lamp installed 1/29/2009.
New Calibration Curve run on 1/29/2009 using standards 08GCSV336-241.

Original Notes:

08GCSV0339, NQ Std at 500ng/mL.

Appended Notes:

****

Title : TestAmerica West Sacramento, Nitroguanidine Analysis on PDA
Run File : c:\star\data\01.2009\nq-1-29-2009=20;51;17-ical 6; 1000.run
Method File : C:\Star\Methods\NQ_Amino_453648-5_01292009.mth
Sample ID : ICAL 6; 1000

Injection Date: 1/29/2009 20:51 Calculation Date: 1/30/2009 10:38

Operator : fhk
Workstation:
Instrument : Varian Star #1
Channel : 16 = 263 nm

Detector Type: 9065
Bus Address : 4
Sample Rate : 2.71 Hz
Run Time : 7.993 min

** Star Chromatography Workstation Version 5.52 ** 00123-5E00-E5E-03F9 **

Chart Speed = 2.00 cm/min Attenuation = 20 Zero Offset = 15%
Start Time = 0.000 min End Time = 6.000 min Min / Tick = 1.00

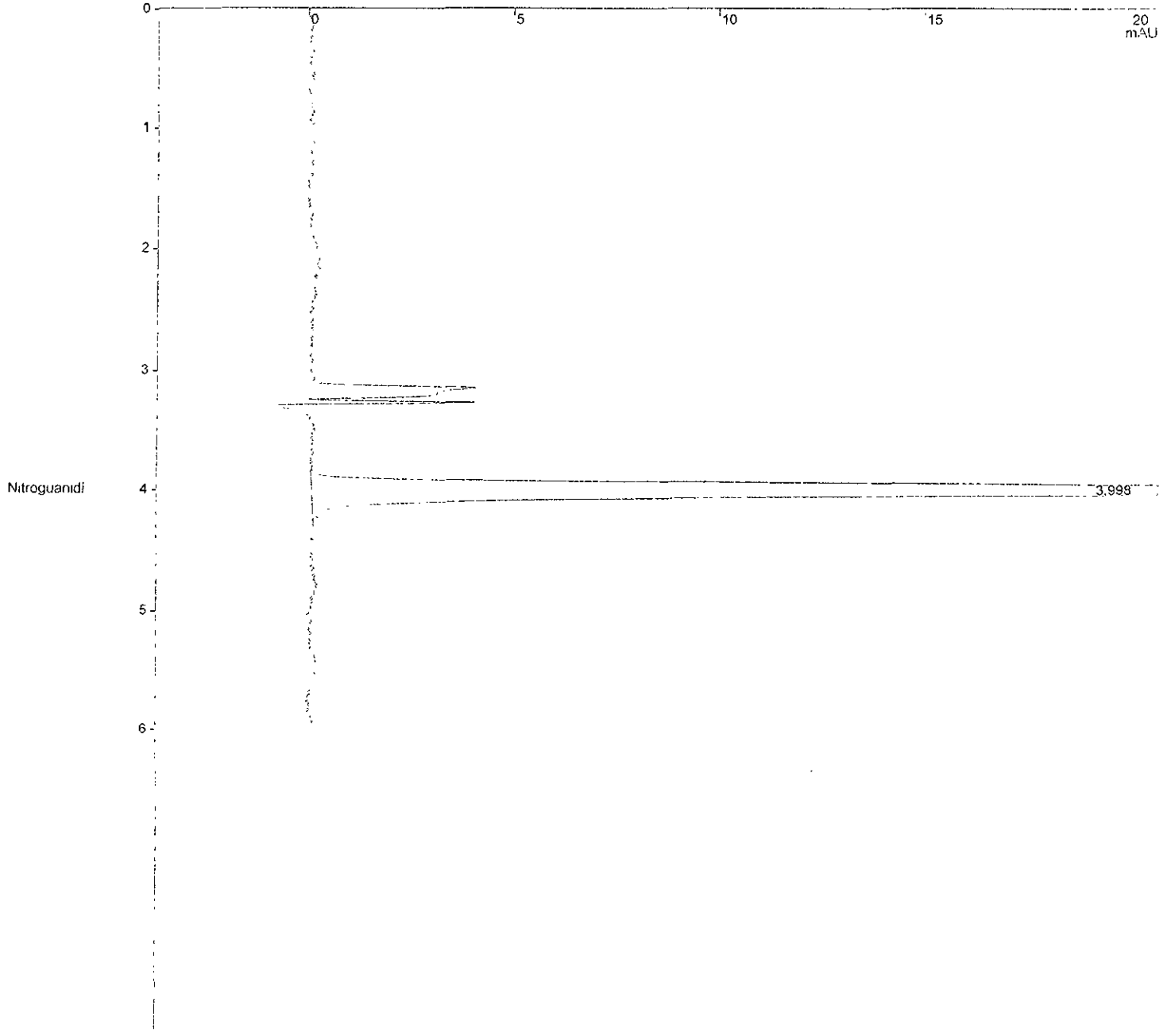

Print Date: Fri Jan 30 10:38:36 2009 Page 1 of 1

Title : TestAmerica West Sacramento, Nitroguanidine Analysis on PDA
Run File : c:\star\data\01.2009\nq-1-29-2009=20;51;17-ical 6; 1000.run
Method File : C:\Star\Methods\NQ_Amino_453648-5_01292009.mth
Sample ID : ICAL 6; 1000

Injection Date: 1/29/2009 20:51 Calculation Date: 1/30/2009 10:38

Operator : fhk
Workstation:
Instrument : Varian Star #1
Channel : 16 = 263 nm

Detector Type: 9065
Bus Address : 4
Sample Rate : 2.71 Hz
Run Time : 7.993 min

** Star Chromatography Workstation Version 5.52 ** 00123-5E00-E5E-03F9 **

Run Mode : Calibration
Peak Measurement: Peak Height
Calculation Type: External Standard
Level : 6

Peak No.	Peak Name	Ret. Time (min)	Time Offset (min)	Height (counts)	Sep. Code	Width 1/2 (sec)	Status Codes
1	Nitroguanidi	3.998	0.008	5262	BB	5.3	
	Totals:		0.008	5262			

$\frac{5262}{1000} = 5.262$ resp factor

[illegible] 1/30/09

Total Unidentified Counts : 0 counts

Detected Peaks: 1 Rejected Peaks: 0 Identified Peaks: 1

Multiplier: N/A Divisor: N/A Unidentified Peak Factor: 0

Baseline Offset: 114 microAU

Noise (used): 137 microAU - monitored before this run

Vial: 18 Injection Number: 1 Full Loop Volume: 50 ul

****
Notes
****

TestAmerica West Sacramento, SAC-LC-0010, Nitroguanidine Analysis on PDA
, absorbance at 263nm.

O2N-NH-C(=NH)-NH2

Primary column = Phenomenex Luna Amino s/n=411655-2, 250x4.6mm, 5um, ins
talled 01/18/08 with Security NH2 Guard.
Column Temperature = 15 degrees C.
Injection volume = 50 uL.

New Syringe Valve 1/10/2008
Solvent Program updated 1/10/2008; Isocratic at 90:10 Water:Acetonitrile
and wash with 100% AcCN.
New column installed 11/21/2008; Phenomenex Luna Amino s/n=453648-5, 250
x4.6mm, 5 um.
New Calibration Curve run on 11/21/2008 using standards 08GCSV0336-341.
New Lamp installed 1/29/2009.
New Calibration Curve run on 1/29/2009 using standards 08GCSV336-241.

Original Notes:

08GCSV0340, NQ Std at 1000ng/mL.

Appended Notes:

****

Title : TestAmerica West Sacramento, Nitroguanidine Analysis on PDA
Run File : c:\star\data\01.2009\nq-1-29-2009=21;30;23-2xmdl std; 15.run
Method File : C:\Star\Methods\NQ_Amino_453648-5_01292009.mth
Sample ID : 2xMDL Std; 15

Injection Date: 1/29/2009 21:30 Calculation Date: 1/30/2009 10:39

Operator : fhk
Workstation:
Instrument : Varian Star #1
Channel : 16 = 263 nm

Detector Type: 9065
Bus Address : 4
Sample Rate : 2.71 Hz
Run Time : 7.999 min

** Star Chromatography Workstation Version 5.52 ** 00123-5E00-E5E-03F9 **

Chart Speed = 2.00 cm/min Attenuation = 20 Zero Offset = 15%
Start Time = 0.000 min End Time = 6.000 min Min / Tick = 1.00



Title : TestAmerica West Sacramento, Nitroguanidine Analysis on PDA
Run File : c:\star\data\01.2009\nq-1-29-2009=21;30;23-2xmdl std; 15.run
Method File : C:\Star\Methods\NQ_Amino_453648-5_01292009.mth
Sample ID : 2xMDL Std; 15

Injection Date: 1/29/2009 21:30 Calculation Date: 1/30/2009 10:39

Operator : fhk
Workstation:
Instrument : Varian Star #1
Channel : 16 = 263 nm
Detector Type: 9065
Bus Address : 4
Sample Rate : 2.71 Hz
Run Time : 7.999 min

** Star Chromatography Workstation Version 5.52 ** 00123-5E00-E5E-03F9 **

Run Mode : Analysis
Peak Measurement: Peak Height
Calculation Type: External Standard

Peak No.	Peak Name	Result (ppb)	Ret. Time (min)	Time Offset (min)	Height (counts)	Sep. Code	Width 1/2 (sec)	Status Codes
1	Nitroguanidi	14.8520	3.988	-0.010	77	PB	4.6	
	Totals:	14.8520		-0.010	77			

Total Unidentified Counts : 0 counts

Detected Peaks: 2 Rejected Peaks: 1 Identified Peaks: 1

Multiplier: 1 Divisor: 1 Unidentified Peak Factor: 0

Baseline Offset: 46 microAU

Noise (used): 198 microAU - monitored before this run

Vial: 6 Injection Number: 1 Full Loop Volume: 50 ul

****
Notes
****

TestAmerica West Sacramento, SAC-LC-0010, Nitroguanidine Analysis on PDA
, absorbance at 263nm.

O2N-NH-C(=NH)-NH2

Primary column = Phenomenex Luna Amino s/n=411655-2, 250x4.6mm, 5um, ins
talled 01/18/08 with Security NH2 Guard.
Column Temperature = 15 degrees C.
Injection volume = 50 uL.

New Syringe Valve 1/10/2008
Solvent Program updated 1/10/2008; Isocratic at 90:10 Water:Acetonitrile
and wash with 100% AcCN.
New column installed 11/21/2008; Phenomenex Luna Amino s/n=453648-5, 250
x4.6mm, 5 um.
New Calibration Curve run on 11/21/2008 using standards 08GCSV0336-341.
New Lamp installed 1/29/2009.
New Calibration Curve run on 1/29/2009 using standards 08GCSV336-241.

Original Notes:

08GCSV0334, NQ Std at 15ng/mL; 2 times MDL.

Appended Notes:

****

Varian Star Workstation - RecalcList Sat Apr 11 09:11:57 2009

RecalcList: C:\Star\Sample list\NQ-04.10.2009.RCL

Created: Fri Apr 10 10:39:19 2009
Modified: Fri Apr 10 21:01:08 2009

NB Analysis 10 April 2009
WS-LC-0010

Line	Sample Type	Sample Name	Data File	I
1	Verification	Primer WS-LC-0010	nq-4-10-2009=10;50;53-primer ws-lc-0010.run	
2	Verification	Primer WS-LC-0010	nq-4-10-2009=11;10;20-primer ws-lc-0010.run	
3	Verification	Primer WS-LC-0010	nq-4-10-2009=11;29;49-primer ws-lc-0010.run	
4	Verification	Primer WS-LC-0010	nq-4-10-2009=11;49;18-primer ws-lc-0010.run	
5	Analysis	Blank Water	nq-4-10-2009=12;08;50-blank water.run	
6	Analysis	08GCSV0334 2XMDL	nq-4-10-2009=12;28;20-08gcsv0334 2xmdl.run	
7	Verification	08GCSV0338	nq-4-10-2009=12;47;49-08gcsv0338.run	
8	Verification	08GCSV0341 MRL	nq-4-10-2009=13;07;22-08gcsv0341 mrl.run	
9	Analysis	G9D030000-296-MB	nq-4-10-2009=13;26;54-g9d030000-296-mb.run	
10	Analysis	G9D030000-296-LCS	nq-4-10-2009=13;46;23-g9d030000-296-lcs.run	
11	Analysis	A9C10174-6	nq-4-10-2009=14;05;53-a9c10174-6.run	
12	Analysis	A9C10174-6MS	nq-4-10-2009=14;25;22-a9c10174-6ms.run	
13	Analysis	A9C10174-6MSD	nq-4-10-2009=14;44;52-a9c10174-6msd.run	
14	Analysis	A9C10174-7	nq-4-10-2009=15;04;18-a9c10174-7.run	
15	Analysis	A9C10174-8	nq-4-10-2009=15;23;46-a9c10174-8.run	
16	Analysis	A9C10174-9	nq-4-10-2009=15;43;15-a9c10174-9.run	
17	Analysis	A9C10174-10	nq-4-10-2009=16;02;43-a9c10174-10.run	
18	Analysis	A9C10174-11	nq-4-10-2009=16;22;11-a9c10174-11.run	
19	Verification	08GCSV0339	nq-4-10-2009=16;41;43-08gcsv0339.run	
20	Verification	08GCSV0341 MRL	nq-4-10-2009=17;01;16-08gcsv0341 mrl.run	
21	Analysis	A9C10174-12	nq-4-10-2009=17;20;46-a9c10174-12.run	
22	Analysis	G9D070000-383-MB	nq-4-10-2009=17;40;13-g9d070000-383-mb.run	
23	Analysis	G9D070000-383-LCS	nq-4-10-2009=17;59;43-g9d070000-383-lcs.run	
24	Analysis	A9C310174-2	nq-4-10-2009=18;19;10-a9c310174-2.run	
25	Analysis	A9C310174-3	nq-4-10-2009=18;38;40-a9c310174-3.run	
26	Analysis	A9C310174-4	nq-4-10-2009=18;58;08-a9c310174-4.run	
27	Analysis	A9C310174-4MS	nq-4-10-2009=19;17;35-a9c310174-4ms.run	
28	Analysis	A9C310174-4MSD	nq-4-10-2009=19;37;05-a9c310174-4msd.run	
29	Verification	08GCSV0338	nq-4-10-2009=19;56;36-08gcsv0338.run	
30	Verification	08GCSV0341 MRL	nq-4-10-2009=20;16;10-08gcsv0341 mrl.run	
31	Analysis	BLANK	nq-4-10-2009=20;50;57-blank.run	

Title : TestAmerica West Sacramento, Nitroguanidine Analysis on PDA
Rur File : c:\star\data\04.2009\nq-4-10-2009=12;28;20-08gcsv0334 2xmdl.run
Method File : C:\Star\Methods\NQ_Amino_453648-5_01292009.mth
Sample ID : 08GCSV0334 2XMDL

Injection Date: 4/10/2009 12:28 Calculation Date: 4/10/2009 12:36

Operator : fhk
Workstation:
Instrument : Varian Star #1
Channel : 16 = 263 nm

Detector Type: 9065
Bus Address : 4
Sample Rate : 2.71 Hz
Run Time : 7.993 min

** Star Chromatography Workstation Version 5.52 ** 00123-5E00-E5E-03F9 **

Chart Speed = 2.00 cm/min Attenuation = 20 Zero Offset = 15%
Start Time = 0.000 min End Time = 6.000 min Min / Tick = 1.00

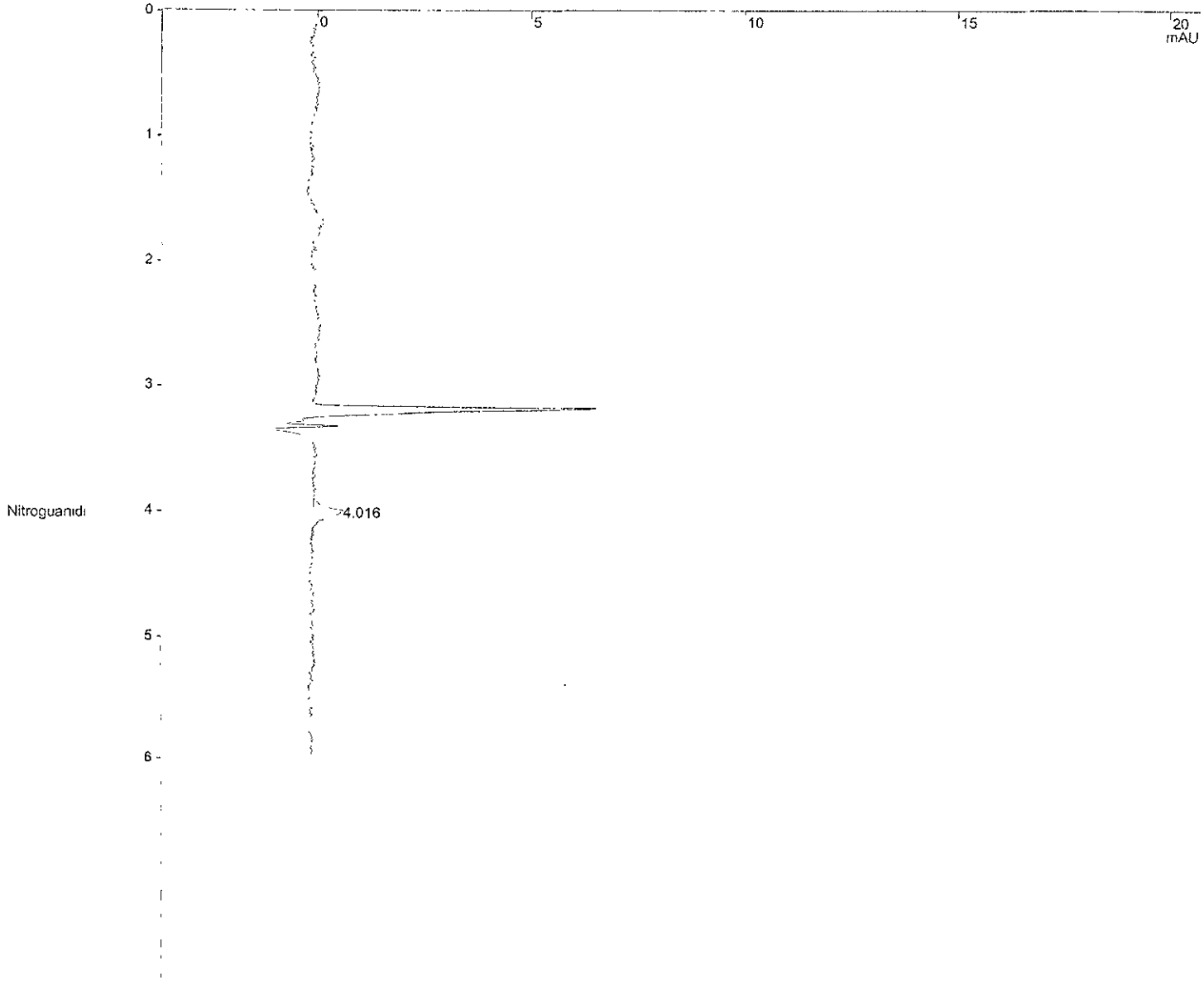

Title : TestAmerica West Sacramento, Nitroguanidine Analysis on PDA
Run File : c:\star\data\04.2009\nq-4-10-2009=12;28;20-08gcsv0334 2xmdl.run
Method File : C:\Star\Methods\NQ_Amino_453648-5_01292009.mth
Sample ID : 08GCSV0334 2XMDL

Injection Date: 4/10/2009 12:28 Calculation Date: 4/10/2009 12:36

Operator : fhk Detector Type: 9065
Workstation: Bus Address : 4
Instrument : Varian Star #1 Sample Rate : 2.71 Hz
Channel : 16 = 263 nm Run Time : 7.993 min

** Star Chromatography Workstation Version 5.52 ** 00123-5E00-E5E-03F9 **

Run Mode : Analysis
Peak Measurement: Peak Height
Calculation Type: External Standard

Peak No.	Peak Name	Result (ppb)	Ret. Time (min)	Time Offset (min)	Height (counts)	Sep. Code	Width 1/2 (sec)	Status Codes
1	Nitroguanidi	16.4697	4.016	-0.010	86	BB	4.9	
	Totals:	16.4697		-0.010	86			

Total Unidentified Counts : 0 counts

Detected Peaks: 1 Rejected Peaks: 0 Identified Peaks: 1

Multiplier: 1 Divisor: 1 Unidentified Peak Factor: 0

Baseline Offset: 145 microAU

Noise (used): 183 microAU - monitored before this run

Vial: 6 Injection Number: 1 Full Loop Volume: 50 ul

****
Notes
****

TestAmerica West Sacramento, SAC-LC-0010, Nitroguanidine Analysis on PDA
, absorbance at 263nm.

O2N-NH-C(=NH)-NH2

Primary column = Phenomenex Luna Amino s/n=411655-2, 250x4.6mm, 5um, ins
talled 01/18/08 with Security NH2 Guard.
Column Temperature = 15 degrees C.
Injection volume = 50 uL.

New Syringe Valve 1/10/2008
Solvent Program updated 1/10/2008; Isocratic at 90:10 Water:Acetonitrile
and wash with 100% AcCN.
New column installed 11/21/2008; Phenomenex Luna Amino s/n=453648-5, 250
x4.6mm, 5 um.
New Calibration Curve run on 11/21/2008 using standards 08GCSV0336-341.
New Lamp installed 1/29/2009.
New Calibration Curve run on 1/29/2009 using standards 08GCSV336-241.

Original Notes:

NQ STD 15ng/mL
****

Sample Extraction/Preparation Log Copies and Checklists

DS

TestAmerica West Sacramento
ESC-Extraction Master Sheet

4416

Holding Time Due: 4-10-09 | Project Due: 4-10-09

BATCH #: 9093296 | Initiated By: MD | Date: 4-3-09

Test #: NA-S | Extn Comp'd By: MD | Date: 4-7-09

QC Code	Lab ID	Sample Size g / Initial Mass	Final Volume ml / Final Mass	Difference in Mass
B	MB	2.00	10.0	4-7-09
C	LCS	2.00	10.0	
	A9C310174-06	2.00	10.0	
S	A9C310174-6MS	2.00	10.0	
D	A9C310174-6MSD	2.00	10.0	
	A9C310174-07	2.00	10.0	
	A9C310174-08	2.00	10.0	
	A9C310174-09	2.04	10.0	
	A9C310174-10	2.04	10.0	
	A9C310174-11	2.02	10.0	
	A9C310174-12	2.03	10.0	
	MD 4/7/09			

SOP No.: WS-LC-0010

EXTRACTION COMMENTS:

QC Codes	Standard Information: Volume	STD ID	Exp. Date	STD Name/Conc.	ppm/ppb
C,S,D	40ul	080CSV0328	4-10-09	NA- 50ug/ml	1.0

Spiked By / Date: MD - 4-3-09 Witnessed By / Date: TP 4/3/09

QC Codes: B = MB, C = LCS, L = LCSD, S = MS, D = SD, FB = Filter Blank

North Canton

RQC058

TestAmerica Laboratories, Inc.
EXTRACTION BENCH WORKSHEET

Run Date: 4/07/09
Time: 17:00:48

LEV 1	LEV 2		LEV 1	LEV 2	
Y	_	Blank	Y	_	Weights/Volumes
Y	_	Check	Y	_	Spike & Surrogate Worksheet
Y	_	MS/MSD	Y	_	Vial contains correct volume
			Y	_	Labels, greenbars, worksheets
				_	computer batch: correct & all match
			_	_	Anomalies to Extraction Method

_ Expanded Deliverable
_ COC Completed
Y Bench Sheet Copied
_ Package Submitted to AnalyticalGroup
_ Bench Sheet Copied per COC

Extractionist: 000915 Horacio J. Arauz

Concentrationist: 000915 Horacio J. Arauz

Reviewer/Date: ARAUZH / 4/07/09

****
* *
* QC BATCH: 9093296 *
* *
****

PREP DATE: 4/03/09 10:00
COMP DATE: 4/07/09 15:30

Organic Compounds by UV/HPLC
SONICATION - Low Level

EXTR EXPR	ANL DUE	LOT#,MSRUN#/ WORK ORDER	TEST FLGS	EXT	MTH	MATRIX	INIT/FIN WT/VOL	PH'S INIT	PH'S ADJ1	PH'S ADJ2	SOLVENTS EXTRACTION	SOLVENTS VOL	SOLVENTS EXCHANGE	SOLVENTS VOL	SPIKE STANDARD/ SURROGATE ID
4/10/09	4/10/09	A9C310174-006 9093163 K9C7R-1-CC	DR	13	V9	SOLID	2.00g 10.00mL	NA	NA	NA	1.3CACL2	10.0		.0	NA
COMMENTS:															
4/10/09	4/10/09	A9C310174-006 9093163 K9C7R-1-E8S	DR	13	V9	SOLID	2.00g 10.00mL	NA	NA	NA	1.3CACL2	10.0		.0	40UL-08GCSV0328 NA
COMMENTS:															
4/10/09	4/10/09	A9C310174-006 9093163 K9C7R-1-E9D	DR	13	V9	SOLID	2.00g 10.00mL	NA	NA	NA	1.3CACL2	10.0		.0	40UL-08GCSV0328 NA
COMMENTS:															
4/10/09	4/10/09	A9C310174-007 9093163 K9C7W-1-CC	DR	13	V9	SOLID	2.00g 10.00mL	NA	NA	NA	1.3CACL2	10.0		.0	NA
COMMENTS:															
4/10/09	4/10/09	A9C310174-008 9093163 K9C71-1-CC	DR	13	V9	SOLID	2.00g 10.00mL	NA	NA	NA	1.3CACL2	10.0		.0	NA
COMMENTS:															
4/10/09	4/10/09	A9C310174-009 9093163 K9C72-1-CC	DR	13	V9	SOLID	2.04g 10.00mL	NA	NA	NA	1.3CACL2	10.0		.0	NA
COMMENTS:															
4/10/09	4/10/09	A9C310174-010 9093163 K9C73-1-CC	DR	13	V9	SOLID	2.04g 10.00mL	NA	NA	NA	1.3CACL2	10.0		.0	NA
COMMENTS:															

RQC058

TestAmerica Laboratories, Inc.
EXTRACTION BENCH WORKSHEET

Run Date: 4/07/09
Time: 17:00:48

QC BATCH: 9093296

PREP DATE: 4/03/09 10:00
COMP DATE: 4/07/09 15:30

EXTR EXPR	ANL DUE	LOT#,MSRUN#/ WORK ORDER	TEST FLGS	EXT	MTH	MATRIX	INIT/FIN WT/VOL	INIT	PH"S ADJ1	ADJ2	SOLVENTS EXTRACTION	VOL	EXCHANGE	VOL	SPIKE STANDARD/ SURROGATE ID
		A9C310174-011	9093163												
4/10/09	4/10/09	**K9C76-1-CC**	DR	13	V9	SOLID	**2.02g** 10.00mL	NA	NA	NA	1.3CACL2	10.0		.0	
COMMENTS:															NA
		A9C310174-012	9093163												
4/10/09	4/10/09	**K9C77-1-CC**	DR	13	V9	SOLID	**2.03g** 10.00mL	NA	NA	NA	1.3CACL2	10.0		.0	
COMMENTS:															NA
		G9D030000-296													
4/10/09	0/00/00	**K9J83-1-AAB**		13	V9	SOLID	**2.00g** 10.00mL	NA	NA	NA	1.3CACL2	10.0		.0	
COMMENTS:															NA
		G9D030000-296													
4/10/09	0/00/00	**K9J83-1-ACC**		13	V9	SOLID	**2.00g** 10.00mL	NA	NA	NA	1.3CACL2	10.0		.0	40UL-08GCSV0328
COMMENTS:															NA

.45 FILTER MILLIPORE R8JN03731; 1.3G/L 2991-87J.

R = RUSH C = CLP
E = EPA 600 D = EXP.DEL)
M = CLIENT REQ MS/MSD

NUMBER OF WORK ORDERS IN BATCH: 11

DS

TestAmerica
THE LEADER IN ENVIRONMENTAL TESTING

West Sacramento

Preparation Data Review Checklist

Prep Batch(es) 9093296 Test: ~~GC~~ HA NQ-S

Prep Date: 4-3-09 Holding Times: 4-10-09 NCM: Y (N)

A. Spike Witness/Batch setup	Spike Witness	Reviewer
1. **Holding times checked?** NCMs filed as appropriate	✓	✓
2. QAS checked for QC instructions (LCS, LCSD, MS,MSD, etc)	✓	✓
3 Amount of samples in hood match amount of samples on bench sheet Sample IDS match.	✓	NA
4. Worksheets have been checked for required spiking compounds	✓	✓
5. Spiking volumes are correctly documented	✓	✓
6. Std ID numbers on spike labels match numbers on bench sheet	✓	NA
7. Expiration dates have been checked	✓	✓
8. Calibration expiration dates on pipettors have been checked	✓	NA
9. Spiker and spike witness have signed and dated bench sheet	✓	✓
B. Weights and Volumes		
1. Recorded weights are in anticipated range	NA	✓
2. Balance upload or raw data for weights is included	NA	✓
3. Weights and volumes have been transcribed correctly to LIMS.	NA	✓
4. Weights are not targeted to meet exact weights.	NA	✓
5. Each weight or volume measurement is a unique record (no dittos or line downs)	NA	✓
C. Standards and Reagents		
1. Lot numbers for all reagents, including clean up stages, are recorded.	NA	✓
2. Are dates and analysts for cleanups recorded?	NA	✓
3. Are correct IDs used for standards? Are expiration dates to day/month/year, when listed?	NA	✓
D. Documentation		
1. Are all nonconformances documented appropriately?	NA	NA
2. QuantIMs entry correct, including dates and times.	NA	✓
3. Are all fields completed?	NA	✓

Spike witness: TP Date: 4/3/09

2nd Level Reviewer: ✓ Date: 4/8/09

Comments:

TestAmerica
THE LEADER IN ENVIRONMENTAL TESTING

TestAmerica West Sacramento

GC/HPLC Data Review Checklist

Lot ID: Aqc 310174 **Test:** NQ-S **PM:** MJL

Prep Batch(es) 9093296 **Due Date:** 4/13/09 **NCM:** Y (N)

A. Calibration/Instrument Run QC	Analyst	Reviewer	N/A
1. ICAL or ICAL Summary and CCV included.	—	✓	
2. ICAL, CCV Criteria met.	—	✓	
3. Multiple-eluters (TPH-D, 8081A, 8082) ICAL/CCVs appropriate and within criteria		✓	—
4. CCVs every 10 samples/12 hours, all samples bracketed front and back.	—	✓	
5. PEM frequency and criteria met.			—
6. Peaks correctly ID'd by data system.	—	✓	
7. Method Number is identified on data.	—	✓	
B. QA/QC			
1. Method blank, LCS/LCSD and MS/SD frequencies met.	—	✓	
2. LCS/LCSD and MB data is included.	—	✓	
3. LCS/LCSD and MB data are within control limits. If not, NCM is present in Clouseau.	—	✓	
4. MS/MSD data complete.	—	✓	
5. Holding Times were met.	—	✓	
C. Sample Analysis			
1. Logbook copies for all injections made, including ICV standards and ICAL.	—	✓	
2. Logbooks/prep sheets properly filled out.	—	✓	
3. Manual Integrations reviewed and appropriate.			—
4. All raw data for samples is included (applies to unused data as well)	—	✓	
5. All analytes correctly reported.	—	✓	
6. Correct reporting limits used. (based on client request, prep factors, and dilutions)	—	✓	
D. Documentation			
1. Are all nonconformances documented appropriately?			—
2. Quantims entry correct, including dates and times.	—	✓	
3. Appropriate footnotes used.	—	✓	
4. Report sheets included and error-free.	—	✓	

Analyst: [signature] Date: 4/11/09

2nd Level Reviewer: [signature] Date: 4-13-09

Comments:

Appendix

Includes (as applicable):

retention time windows

MDL summaries

calculation explanation sheets

standard raw data

statistical summary

TestAmerica West Sacramento

Retention Time Window

INSTRUMENT ID: **PDA-1**
Varian 9012 with Polychrom 9065 and Autosampler 410

COLUMN ID: **Phenomenex Luna 5u Amino 100A, 250x4.6mm**
SN: **453648-5**

	DATE	TIME	Run File
STANDARD 1:	02-Dec-08	1605	NQ-12-2-2008=16;05;53-ical 5;
STANDARD 2:	03-Dec-08	1943	NQ-12-03-2008=19;43;16-ical4;
STANDARD 3:	04-Dec-08	1244	NQ-12-04-2008=12;44;59-ical 4

ANALYTE	RETENTION TIME 1	RETENTION TIME 2	RETENTION TIME 3	STANDARD DEVIATION	+/- 3 STD DEVIATION
PDA at 263nm					
Nitroguanidine	4.014	4.016	4.006	0.005	0.15 *

Entry by Frank Kenney 12/4/08

Note: The retention time window is the retention time +/- 0.15 minute, or 3X the standard deviation, whichever is greater. A * indicates that 3X the standard deviation is less than 0.15 minute, and that 0.15 minute was substituted in the 3X standard deviation column.

General Chemistry - Various Methods

Nitrocellulose

TestAmerica
THE LEADER IN ENVIRONMENTAL TESTING

TestAmerica West Sacramento
Level 1 & 2 Review Checklist
General Chemistry

Lots: A9C310174 (Aqueous + Solids)

Analysis: Nitrocellulose (353.2 - mod) Date(s): 4.7-09 Analyst: LH

Level 1 Review:	YES	NO	N/A
1. Samples properly preserved/verified			✓
2. Run setup meets std criteria (Curve,ICV,ICB,CCV,etc)	✓		
3. Calibration criteria met (R=0.995, R^2=0.990)	✓		
4. Second source std in control	✓		
5. Batch QC in control (LCS,MB,MS/MSD,DCS-if necessary)	✓		
6. Calculations checked	✓		
7. QAS/QAPP consulted for client specific requirements	✓		
8. Standard tracking #'s recorded on runlog/benchsheet	✓		
9. Manual integration performed, documented & approved			✓
10. Copy of run log included with data package	✓		
11. Copy of conductivity screen logbook (314.0 only)			✓

Level 1 Data Review:	YES	NO	N/A
1. Benchsheet complete	✓		
2. QAS/QAPP consulted for client specific data entry	✓		
3. Copy of prep sheet/checklist submitted	✓		
4. NCM(s) submitted	✓		

Completed by and Date: JAA 4.11.09

Level 2 Review:	YES	NO	N/A
1. Level 1 checklist complete & verified	✓		
2. Deviations, NCM(s), holding times checked & approved	✓		
3. Reprep/Reanalysis documented and chemist notified			✓
4. Client specific criteria met	✓		
5. Data entry checked and released in LIMS	✓		
6. Indication on benchsheet of review (dated and initialed)	✓		
7. Manual integration reviewed, approved (dated and initialed)			✓
8. Copy of run log included with data package	✓		
9. Copy of conductivity screen logbook (314.0 only)			✓

Completed by and Date: LH 4-13-09

Comments:

RQC050 TestAmerica Laboratories, Inc. Run Date: 4/11/09
WET CHEM BATCHSHEET Time: 17:20:43

TestAmerica West Sacramen

PRODUCTION FIGURES - WET CHEM

TOTAL NUMBER	SAMPLE NUMBER	QC	RE-RUN MATRIX	RE-RUN OTHER	MISC NUMBER	TOTAL HOURS	EXPANDED DELIVERABLE

METHOD: WA Nitrocellulose as N by 353.2
QC BATCH #: **9093414** INITIALS: DATA ENTRY:
PREP DATE: 4/03/09 13:30 PREP _____ INITIALS _____
COMP DATE: 4/06/09 14:00 ANAL _____ DATE _____
USER: ROGERSJ

Work Order	Lab Number	Structured Analysis	Exp. Del.	Analysis Date	Sample ID:
K9C7R-1-CA	A-9C310174-006	XX A 76 WA 01	Y-D	_____	SCFmw-001-0008-WS
K9C7R-1-FC	A-9C310174-006-D	XX A 76 WA 01	Y-D	_____	SCFmw-001-0008-WS
K9C7R-1-FA	A-9C310174-006-S	XX A 76 WA 01	Y-D	_____	SCFmw-001-0008-WS
K9C7W-1-CA	A-9C310174-007	XX A 76 WA 01	Y-D	_____	SCFmw-002-0009-WS
K9C71-1-CA	A-9C310174-008	XX A 76 WA 01	Y-D	_____	SCFmw-003-0010-WS
K9C72-1-CA	A-9C310174-009	XX A 76 WA 01	Y-D	_____	SCFmw-004-0011-WS
K9C73-1-CA	A-9C310174-010	XX A 76 WA 01	Y-D	_____	SCFmw-004-0012-WS
K9C76-1-CA	A-9C310174-011	XX A 76 WA 01	Y-D	_____	SCFmw-005-0013-WS
K9C77-1-CA	A-9C310174-012	XX A 76 WA 01	Y-D	_____	SCFmw-006-0014-WS
K9K51-1-AA	G-9D030000-414-B	XX A 76 WA 01		_____	INTRA-LAB BLANK
K9K51-1-AC	G-9D030000-414-C	XX A 76 WA 01		_____	INTRA-LAB CHECK

Control Limits

(34-115)

(34-115)

(34-115)

Reviewed 4-13-09 LH

PDE115

TestAmerica Laboratories, Inc.
Inorganics Batch Review
QC Batch 9093414

Date 4/11/2009
Time 16:36:25

Method Code: WA Nitrocellulose as N by 353.2
Analyst: Lisa L. Hernandez

Work Order	Result	Units	LDL/Dil	Prep. - Anal.	Total Solids	PSRL Flag	R/R	Rounded Result	Output LDL	Dil.
K9C7R-1-CA	ND	mg/kg	5.0	04/03-04/07/09	87.97	N		ND	5.7	1.00
K9C7W-1-CA	ND	mg/kg	5	04/03-04/07/09	80.18	N		ND	6.2	1.00
K9C71-1-CA	ND	mg/kg	5	04/03-04/07/09	84.62	N		ND	5.9	1.00
K9C72-1-CA	ND	mg/kg	5	04/03-04/07/09	73.75	N		ND	6.8	1.00
K9C73-1-CA	ND	mg/kg	5	04/03-04/07/09	73.18	N		ND	6.8	1.00
K9C76-1-CA	ND	mg/kg	5	04/03-04/07/09	83.21	N		ND	6.0	1.00
K9C77-1-CA	ND	mg/kg	5	04/03-04/07/09	80.89	N		ND	6.2	1.00
K9K51-1-AA	ND	mg/kg	5.0	04/03-04/07/09	.00			ND	5.0	1.00

Notes:

Check Standard

Work Order	Exception Code	True Spike	Measured Spike	Percent Recovered	Prep. - Anal.	Control Limits	Dil.
K9K51-1-AC		50.1	35.9	71.65	04/03-04/07/09	(34-115)	1.00

Notes:

MS - MSD

Work Order	Exception Code	Measured Sample	True Spike	Measured SPIKE	Measured Dup.	Pct. Recovered SPIKE	Pct. Recovered DUP	RPD	Prep. - Anal.	Dil.
K9C7R-1-FA		ND	50	19.1	16	38.20	32.00	17.66	04/03-04/07/09	1.00

Notes:
Results and reporting limits have been adjusted for dry weight.

PRODUCTION TOTALS

TEST	TOTAL #	SAMPLE #	QC #	MATRIX #	OTHER #	MISC #	HOURS
	0	0	0	0	0	0	.0

RQC050 TestAmerica Laboratories, Inc. Run Date: 4/11/09
WET CHEM BATCHSHEET Time: 17:20:29

TestAmerica West Sacramen

PRODUCTION FIGURES - WET CHEM

TOTAL NUMBER	SAMPLE NUMBER	QC	RE-RUN MATRIX	RE-RUN OTHER	MISC NUMBER	TOTAL HOURS	EXPANDED DELIVERABLE

METHOD: WA Nitrocellulose as N by 353.2
QC BATCH #: **9096210** INITIALS: DATA ENTRY:
PREP DATE: 4/06/09 8:30 PREP _____ INITIALS _____
COMP DATE: 4/07/09 11:00 ANAL _____ DATE _____
USER: ROGERSJ

Work Order	Lab Number	Structured Analysis	Exp. Del.	Analysis Date	Sample ID:
K9C69-1-AG	A-9C310174-002	XX I 20 WA 01	Y-D	_____	SCFww-001-0004-WW
K9C69-1-DF	A-9C310174-002-D	XX I 20 WA 01	Y-D	_____	SCFww-001-0004-WW
K9C69-1-DE	A-9C310174-002-S	XX I 20 WA 01	Y-D	_____	SCFww-001-0004-WW
K9C7F-1-AG	A-9C310174-003	XX I 20 WA 01	Y-D	_____	SCFww-002-0005-WW
K9C7J-1-AG	A-9C310174-004	XX I 20 WA 01	Y-D	_____	SCFww-003-0006-WW
K9MGV-1-AA	G-9D060000-210-B	XX I 20 WA 01		_____	INTRA-LAB BLANK
K9MGV-1-AC	G-9D060000-210-C	XX I 20 WA 01		_____	INTRA-LAB CHECK

Control Limits
(26-144)
(26-144)
(26-144)

entry by JDK

Reviewed 4-13-09 M

PDE115

TestAmerica Laboratories, Inc.
Inorganics Batch Review
QC Batch **9096210**

Date 4/11/2009
Time 16:33:48

Method Code:**WA Nitrocellulose as N by 353.2**
Analyst:**Lisa L. Hernandez**

Work Order	Result	Units	LDL/Dil	Prep. - Anal.	Total Solids	PSRL Flag	R/R	Rounded Result	Output LDL	Dil.
K9C69-1-AG	ND	mg/L	0.50	04/06-04/07/09	.00	N		ND	0.50	1.00
K9C7F-1-AG	ND	mg/L	0.5	04/06-04/07/09	.00	N		ND	0.50	1.00
K9C7J-1-AG	ND	mg/L	0.5	04/06-04/07/09	.00	N		ND	0.50	1.00
K9MGV-1-AA	ND	mg/L	0.50	04/06-04/07/09	.00			ND	0.50	1.00

Notes:

Check Standard

Work Order	Exception Code	True Spike	Measured Spike	Percent Recovered	Prep. - Anal.	Control Limits	Dil.
K9MGV-1-AC		2.0	1.4	70.00	04/06-04/07/09	(26-144)	1.00

Notes:

MS - MSD

Work Order	Exception Code	Measured Sample	True Spike	Measured SPIKE	Measured Dup.	Pct. Recovered SPIKE	DUP	RPD	Prep. - Anal.	Dil.
K9C69-1-DE		ND	2.0	1.57	1.16	78.50	58.00	30.03	04/06-04/07/09	1.00

Notes:

PRODUCTION TOTALS

TEST	TOTAL #	SAMPLE #	QC #	MATRIX #	OTHER #	MISC #	HOURS
	0	0	0	0	0	0	.0

North Canton

Printed + entry by JOR

TestAmerica West Sacramento

NITROCELLULOSE

(SOP # WS-WC-0050, Rev 3.0)

ANALYST HERNANDEZ
CHECKED BY LH
BATCH NO. 9093414

DATE 04/07/09 14:50
DATE 4-13-09
INST - FS4

METHOD NO. 353.2
PROJECT NO. A9C310174
SOLIDS MDL - 0.78 mg/kg RL - 5.0 mg/kg
AQUEOUS MDL - 0.12 mg/L RL - 0.5 mg/L

FILE 040709A

	Lab ID	Time	Standard Conc. mg/L	Cup #	Sample Aliquot gram	Sample Aliquot mL	Extract Volume mL	Dilution	Height	$NO_3 + NO_2$ Raw Result	Nitrocellulose mg/L	Nitrocellulose ug/g	Nitrocellulose Recovery	Nitrocellulose Check
1	Cal 0	13:41	0	0					0	-0.003000				
2	Cal 1	13:43	0.05	102					7106	0.050000				
3	Cal 2	13:45	0.2	103					27415	0.202000				
4	Cal 3	13:47	0.4	104					53690	0.398000				
5	Cal 4	13:49	1	105					135097	1.006000				
6	Cal 5	13:51	2	106					267665	1.997000				
7	Blank	13:53		0				1	-85	-0.004000				
8	ICV/LCS 1PPM	13:55	1	107				1	136297	1.015000			101.5%	
9	MRL 0.05PPM	13:57	0.05	102				1	7591	0.054000			107.2%	
10	NO2 1PPM	13:59	1	108				1	141780	1.056000			105.6%	
11	NO3 1PPM	14:01	1	109				1	128895	0.960000			96.0%	
12	blank	14:03		0				1	41	-0.003000				
13	Baseline	14:05		0				1	0	-0.003000				
14	MB 9093414	14:07		201	10		40	1	1724	0.010000		0.35		
15	LCS 9093414	14:09	50.1	202	10		40	1	133883	0.997000		35.90	71.7%	
16	A9C310174-6	14:11		203	10.01		40	1	2004	0.012000		0.43		
17	A9C310174-6S	14:13	50	204	10.02		40	1	71557	0.532000		19.10	38.2%	
18	A9C310174-6D	14:15	50	205	10.02		40	1	60076	0.446000		16.00	32.0%	
19	A9C310174-7	14:17		206	10.01		40	1	1141	0.005000		0.19		
20	A9C310174-8	14:19		207	10.04		40	1	1096	0.005000		0.18		
21	A9C310174-9	14:21		208	10.03		40	1	1963	0.012000		0.41		
22	A9C310174-10	14:23		209	10.05		40	1	387	0.000000		-0.01		
23	A9C310174-11	14:25		210	10		40	1	972	0.004000		0.15		
24	MRL 0.05PPM	14:27	0.05	102				1	7426	0.052000			104.7%	
25	CCV Cal 4	14:29	1	105				1	138814	1.034000			103.4%	
26	Blank	14:31		0				1	-2	-0.003000				
27	Baseline	14:33		0				1	0	-0.003000				
28	A9C310174-12	14:35		211	10.05		40	1	1456	0.008000		0.28		
29	NEW NCELL STD	14:37	50.1	212	10		40	1	102924	0.766000		27.60	55.1%	
30	MRL 0.05PPM	14:39	0.05	102				1	7558	0.053000			106.7%	
31	CCV Cal 4	14:41	1	105				1	140529	1.047000			104.7%	
32	Blank	14:43		0				1	-39	-0.003000				
33	Baseline	14:45		0				1	0	-0.003000				

Slope = 1.3382E+05
Intercept = 4.2092E+02
Correlation = 0.999989

%Nitrocellulose Assay = 0.111

RE = 9%

Nitrocellulose = (NO3 + NO2) * Prep Factor / 0.111

4430

North Canton

write-up + entry by JDR

TestAmerica West Sacramento

NITROCELLULOSE

(SOP # WS-WC-0050, Rev 3.0)

ANALYST HERNANDEZ | DATE 04/07/09 16:35 | METHOD NO. 353.2 | FILE 040709B

CHECKED BY LH | DATE 4-13-09 | PROJECT NO. A9C310174

BATCH NO. 9096210 | INST - FS4

SOLIDS MDL - 0.78 mg/kg RL - 5.0 mg/kg

AQUEOUS MDL - 0.12 mg/L RL - 0.5 mg/L

	Lab ID	Time	Standard Conc. mg/L	Cup #	Sample Aliquot gram	Sample Aliquot mL	Extract Volume mL	Dilution	Height	$NO_3 + NO_2$ Raw Result	Nitrocellulose			
											Slope = 1.3841E+05			
											Intercept = 7.0451E+02			
											Correlation = 0.999953			
											%Nitrocellulose Assay = 0.111			
1	Cal 0	15:44	0	0					-56	-0.005000				
2	Cal 1	15:46	0.05	102					7398	0.048000				
3	Cal 2	15:48	0.2	103					28618	0.202000				
4	Cal 3	15:50	0.4	104					55825	0.398000				
5	Cal 4	15:52	1	105					141060	1.014000				
6	Cal 5	15:54	2	106					276594	1.993000	mg/L	ug/g	Recovery	Check
7	Blank	15:56		0				1	-131	-0.006000				
8	ICV/LCS 1PPM	15:58	1	107				1	139765	1.005000			100.5%	
9	MRL 0.05PPM	16:00	0.05	102				1	8113	0.054000			107.0%	
10	NO2 1PPM	16:02	1	108				1	144569	1.039000			103.9%	
11	NO3 1PPM	16:04	1	109				1	133286	0.958000			95.8%	
12	blank	16:06		0				1	5	-0.005000				
13	Baseline	16:08		0				1	0	-0.005000				
14	MB 9096210	16:10		225		100	40	1	3856	0.023000	0.082			
15	LCS 9096210	16:12	2	226		100	40	1	54339	0.387000	1.4		70.0%	
16	A9C310174-2	16:14		227		100	40	1	3039	0.017000	0.061			
17	A9C310174-2S	16:16	2	228		100	40	1	61062	0.436000	1.57		78.5%	
18	A9C310174-2D	16:18	2	229		100	40	1	45072	0.321000	1.16		58.0%	
19	A9C310174-3	16:20		230		100	40	1	2769	0.015000	0.054			
20	A9C310174-4	16:22		231		100	40	1	3975	0.024000	0.085			
21	MRL 0.05PPM	16:24	0.05	102				1	7474	0.049000			97.8%	
22	CCV Cal 4	16:26	1	105				1	141013	1.014000			101.4%	
23	Blank	16:28		0				1	-14	-0.005000				
24	Baseline	16:30		0				1	0	-0.005000				

RE = 7.8%

Nitrocellulose = (NO3 + NO2) * Prep Factor / 0.111

4431

TestAmerica
THE LEADER IN ENVIRONMENTAL TESTING

General Chemistry Standards and Reagent Usage Log

Test: Nitrate+Nitrite Analysis
Method: EPA 353.2

SOP ID: SAC-WC-0036 (Nitrate+Nitrite)
WS-WC-0050 (Nitrocellulose)

Batch ID: 9093414, 9096210
File ID: 040709A, 040709B

Instrument ID: FS4 Alpkem

Standards

Source Standards	Tracking ID	Exp Date
Calibration		
NO3 (1000 mg/L, as N)	3338-WC-15-9	6-12-09
NO2 (1000 mg/L, as N)	3338-WC-15-10	6-12-09
Reference		
NO3 (1000 mg/L, as N)	3338-WC-47-6	9-30-09
NO2 (1000 mg/L, as N)	3615-WC-25-3	7-31-09

Monthly Intermediate Calibration Standard

	Conc (mg/L, as N)	Tracking ID	Exp Date
NO3+NO2	100	3615-WC-41-9	5-7-09

Monthly Working Standards

	Conc (mg/L, as N)	Tracking ID	Exp Date 36.2 4.17.09
S1	0.05	3615-WC-42-1	4. 5-7-09
S2	0.2	3615-WC-42-2	
S3	0.4	3615-WC-42-3	
S4	1	3615-WC-42-4	
S5	2	3615-WC-42-5	
ICV	1	3615-WC-42-6	
NO2	1	3615-WC-42-7	
NO3	1	3615-WC-42-8	

Reagents

Reagent	Tracking ID	Exp Date
Color Reagent	3577-WC-29-3	5-5-09
Buffer	3577-WC-32-1	3-27-10

All tracking numbers and expiration dates were checked as accurate prior to reagent or standard use:

Chemist: CH Date: 4-7-09

Peak Table:Nitrate/Nitrite Reviewed 4/13/09 LH

File name: P:\ALPKE~_-\2009\NITRO~K%\040709A.RST
Date: 07-Apr-09
Operator: 1

N Cell - Solid
LH 4.709 Inst - FS4

unreapporting by JDR

Peak	Cup	Name	R	Type	Dil	Wt	Height	Calc. (ppm)	Flags
1	105	Sync	1	SYNC	1	1	134107	0.998988	
2	0	Carryover	1	CO	1	1	36	-0.002874	LO
B	0	Baseline	1	RB	1	1	0	-0.003144	BL
4	0	Cal 0	1	C	1	1	0	-0.003144	LO
5	102	Cal 1	1	C	1	1	7106	0.049955	
6	103	Cal 2	1	C	1	1	27415	0.201716	
7	104	Cal 3	1	C	1	1	53690	0.398064	
8	105	Cal 4	1	C	1	1	135097	1.006386	
9	106	Cal 5	1	C	1	1	267665	1.997024	
10	0	Blank	1	BLNK	1	1	-85	-0.003776	LO
11	107	ICV/LCS 1PPM	1	U	1	1	136297	1.015353	
12	102	MRL 0.05PPM	1	U	1	1	7591	0.053580	
13	108	NO2 1PPM	1	U	1	1	141780	1.056326	
14	109	NO3 1PPM	1	U	1	1	128895	0.960040	
15	0	blank	1	BLNK	1	1	41	-0.002841	LO
B	0	Baseline	1	RB	1	1	0	-0.003144	BL
17	201	MB 9093414	1	U	1	1	1724	0.009742	
18	202	LCS 9093414	1	U	1	1	133883	0.997319	
19	203	A9C310174-6	1	U	1	1	2004	0.011831	
20	204	A9C310174-6S	1	U	1	1	71557	0.531575	
21	205	A9C310174-6D	1	U	1	1	60076	0.445781	
22	206	A9C310174-7	1	U	1	1	1141	0.005385	
23	207	A9C310174-8	1	U	1	1	1096	0.005046	
24	208	A9C310174-9	1	U	1	1	1963	0.011525	
25	209	A9C310174-10	1	U	1	1	387	-0.000251	LO
26	210	A9C310174-11	1	U	1	1	972	0.004121	
27	102	MRL 0.05PPM	1	U	1	1	7426	0.052344	
28	105	CCV Cal 4	1	CCV	1	1	138814	1.034168	
29	0	Blank	1	BLNK	1	1	-2	-0.003159	LO
B	0	Baseline	1	RB	1	1	0	-0.003144	BL
31	211	A9C310174-12	1	U	1	1	1456	0.007737	
32	212	NEW NCELL STD	1	U	1	1	102924	0.765974	
33	102	MRL 0.05PPM	1	U	1	1	7558	0.053337	
34	105	CCV Cal 4	1	CCV	1	1	140529	1.046983	
35	0	Blank	1	BLNK	1	1	-39	-0.003436	LO
B	0	Baseline	1	RB	1	1	0	-0.003144	BL

Ncell-5
040709A

Cup	Name	S	1:Time	1:Value	1:S
0	Carryover	C	13:37:49	0.00	[C]
0	Baseline	C	13:39:49	0.00	[C]
0	Cal 0	C	13:41:50	0.00	[C]
102	Cal 1	C	13:43:50	0.05	[C]
103	Cal 2	C	13:45:50	0.20	[C]
104	Cal 3	C	13:47:50	0.40	[C]
105	Cal 4	C	13:49:50	1.01	[C]
106	Cal 5	C	13:51:50	2.00	[C]
0	Blank	C	13:53:51	0.00	[C]
107	ICV/LCS 1PPM	-	13:55:51	1.02	[-]
102	MRL 0.05PPM	-	13:57:51	0.05	[-]
108	NO2 1PPM	-	13:59:51	1.06	[-]
109	NO3 1PPM	-	14:01:51	0.96	[-]
0	blank	C	14:03:52	0.00	[C]
0	Baseline	C	14:05:52	0.00	[C]
201	MB 9093414	-	14:07:51	0.01	[-]
202	LCS 9093414	-	14:09:52	1.00	[-]
203	A9C310174-6	-	14:11:52	0.01	[-]
204	A9C310174-6S	-	14:13:52	0.53	[-]
205	A9C310174-6D	-	14:15:52	0.45	[-]
206	A9C310174-7	-	14:17:52	0.01	[-]
207	A9C310174-8	-	14:19:53	0.01	[-]
208	A9C310174-9	-	14:21:53	0.01	[-]
209	A9C310174-10	-	14:23:53	0.00	[-]
210	A9C310174-11	-	14:25:53	0.00	[-]
102	MRL 0.05PPM	-	14:27:53	0.05	[-]
105	CCV Cal 4	C	14:29:53	1.03	[C]
0	Blank	C	14:31:54	0.00	[C]
0	Baseline	C	14:33:54	0.00	[C]
211	A9C310174-12	-	14:35:54	0.01	[-]
212	NEW NCELL STD	-	14:37:54	0.77	[-]
102	MRL 0.05PPM	-	14:39:54	0.05	[-]
105	CCV Cal 4	C	14:41:55	1.05	[C]
0	Blank	C	14:43:55	0.00	[C]
0	Baseline	C	14:45:55	0.00	[C]

Nitrate/Nitrite:Calibration 1: Peak 4-36

Ncell - 5
040709A

File name: P:\ALPKE~_-\2009\NITRO~K%\040709A.RST
Date: 07-Apr-09
Operator: 1

*	Name	Conc	Height
*	Cal 0	0.000000	-0.034164
*	Cal 1	0.050000	7105.749512
*	Cal 2	0.200000	27414.728516
*	Cal 3	0.400000	53690.222656
*	Cal 4	1.000000	135096.593750
*	Cal 5	2.000000	267665.125000

Calib Coef:
y=bx+a
a: (intercept) 4.2076e+02
b: 1.3382e+05

Corr Coef: 0.999989

Carryover: 0.0269%

No Drift Peaks

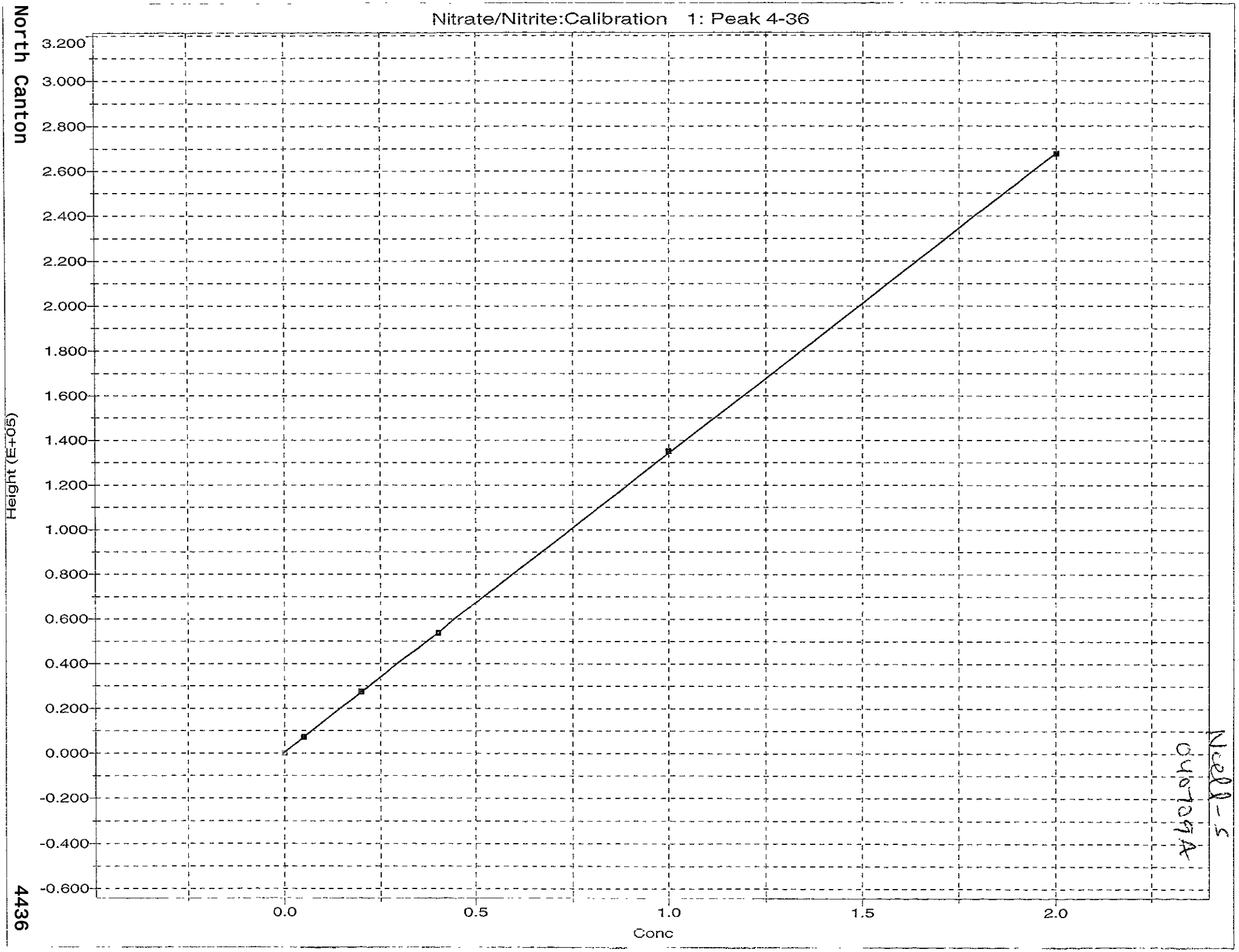
Nitrate/Nitrite:Calibration 1: Peak 4-36
North Canton
4436
Height (Scale)
3.200
3.000
2.800
2.600
2.400
2.200
2.000
1.800
1.600
1.400
1.200
1.000
0.800
0.600
0.400
0.200
0.000
-0.200
-0.400
-0.600
0.0
0.5
1.0
1.5
2.0
Conc
Neel-5
040797A

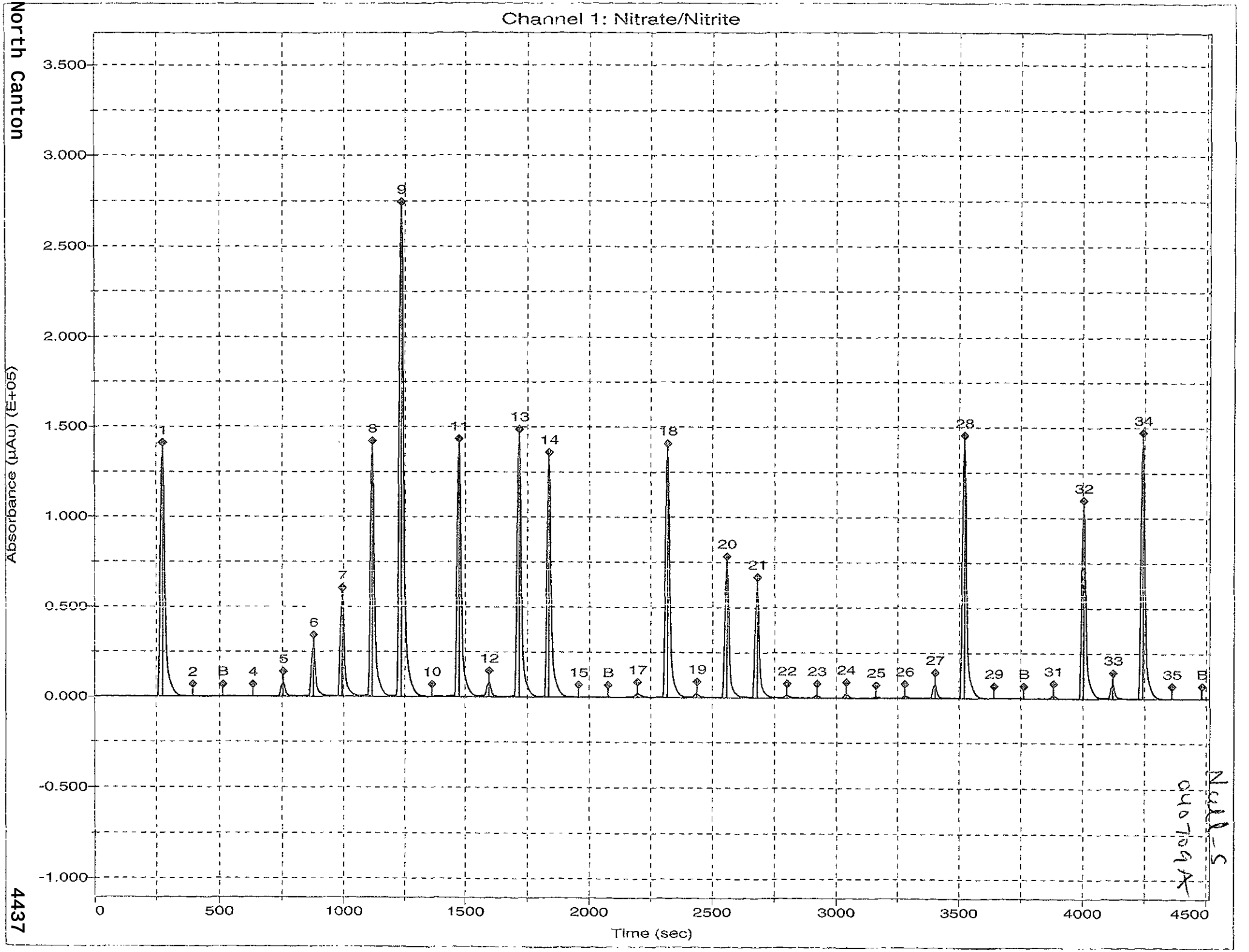
North Canton
Channel 1: Nitrate/Nitrite
Absorbance (µAu) (E+05)
3.500
3.000
2.500
2.000
1.500
1.000
0.500
0.000
-0.500
-1.000
0
500
1000
1500
2000
2500
3000
3500
4000
4500
Time (sec)
1
2
B
4
5
6
7
8
9
10
11
12
13
14
15
B
17
18
19
20
21
22
23
24
25
26
27
28
29
B
31
32
33
34
35
B
4437

data write up/entry by JDR

Reviewed 4-13-09 M

Peak Table:Nitrate/Nitrite

N Cell - Aa

File name: P:\ALPKE~_-\2009\NITRO~K%\040709B.RST

LH 4-7-09 Inst - 674

Date: 07-Apr-09

Operator: 1

Peak	Cup	Name	R	Type	Dil	Wt	Height	Calc. (ppm)	Flags
1	105	Sync	1	SYNC	1	1	140638	1.010976	
2	0	Carryover	1	CO	1	1	-42	-0.005392	LO
B	0	Baseline	1	RB	1	1	0	-0.005090	BL
4	0	Cal 0	1	C	1	1	-56	-0.005495	LO
5	102	Cal 1	1	C	1	1	7398	0.048354	
6	103	Cal 2	1	C	1	1	28618	0.201668	
7	104	Cal 3	1	C	1	1	55825	0.398229	
8	105	Cal 4	1	C	1	1	141060	1.014028	
9	106	Cal 5	1	C	1	1	276594	1.993214	
10	0	Blank	1	BLNK	1	1	-131	-0.006036	LO
11	107	ICV/LCS 1PPM	1	U	1	1	139765	1.004671	
12	102	MRL 0.05PPM	1	U	1	1	8113	0.053526	
13	108	NO2 1PPM	1	U	1	1	144569	1.039377	
14	109	NO3 1PPM	1	U	1	1	133286	0.957857	
15	0	blank	1	BLNK	1	1	5	-0.005056	LO
B	0	Baseline	1	RB	1	1	0	-0.005090	BL
17	225	MB 9096210	1	U	1	1	3856	0.022765	
18	226	LCS 9096210	1	U	1	1	54339	0.387491	
19	227	A9C310174-2	1	U	1	1	3039	0.016869	
20	228	A9C310174-2S	1	U	1	1	61062	0.436062	
21	229	A9C310174-2D	1	U	1	1	45072	0.320538	
22	230	A9C310174-3	1	U	1	1	2769	0.014915	
23	231	A9C310174-4	1	U	1	1	3975	0.023627	
24	102	MRL 0.05PPM	1	U	1	1	7474	0.048904	
25	105	CCV Cal 4	1	CCV	1	1	141013	1.013686	
26	0	Blank	1	BLNK	1	1	-14	-0.005191	LO
B	0	Baseline	1	RB	1	1	0	-0.005090	BL

Ncell-A
040709B

Cup	Name	S	1:Time	1:Value	1:S
0	Carryover	C	15:40:19	-0.01	[C]
0	Baseline	C	15:42:19	-0.01	[C]
0	Cal 0	C	15:44:19	-0.01	[C]
102	Cal 1	C	15:46:19	0.05	[C]
103	Cal 2	C	15:48:20	0.20	[C]
104	Cal 3	C	15:50:20	0.40	[C]
105	Cal 4	C	15:52:20	1.01	[C]
106	Cal 5	C	15:54:20	1.99	[C]
0	Blank	C	15:56:20	-0.01	[C]
107	ICV/LCS 1PPM	-	15:58:21	1.00	[-]
102	MRL 0.05PPM	-	16:00:21	0.05	[-]
108	NO2 1PPM	-	16:02:21	1.04	[-]
109	NO3 1PPM	-	16:04:21	0.96	[-]
0	blank	C	16:06:21	-0.01	[C]
0	Baseline	C	16:08:21	-0.01	[C]
225	MB 9096210	-	16:10:21	0.02	[-]
226	LCS 9096210	-	16:12:21	0.39	[-]
227	A9C310174-2	-	16:14:21	0.02	[-]
228	A9C310174-2S	-	16:16:22	0.44	[-]
229	A9C310174-2D	-	16:18:22	0.32	[-]
230	A9C310174-3	-	16:20:22	0.01	[-]
231	A9C310174-4	-	16:22:22	0.02	[-]
102	MRL 0.05PPM	-	16:24:22	0.05	[-]
105	CCV Cal 4	C	16:26:22	1.01	[C]
0	Blank	C	16:28:23	-0.01	[C]
0	Baseline	C	16:30:23	-0.01	[C]

Nitrate/Nitrite:Calibration 1: Peak 4-27

Ncell-A
040709B

File name: P:\ALPKE~_-\2009\NITRO~K%\040709B.RST
Date: 07-Apr-09
Operator: 1

*	Name	Conc	Height
*	Cal 0	0.000000	-55.939415
*	Cal 1	0.050000	7397.518066
*	Cal 2	0.200000	28618.328125
*	Cal 3	0.400000	55825.113281
*	Cal 4	1.000000	141060.312500
*	Cal 5	2.000000	276593.531250

Calib Coef:
y=bx+a
a: (intercept) 7.0458e+02
b: 1.3841e+05

Corr Coef: 0.999953

Carryover: 0%

No Drift Peaks

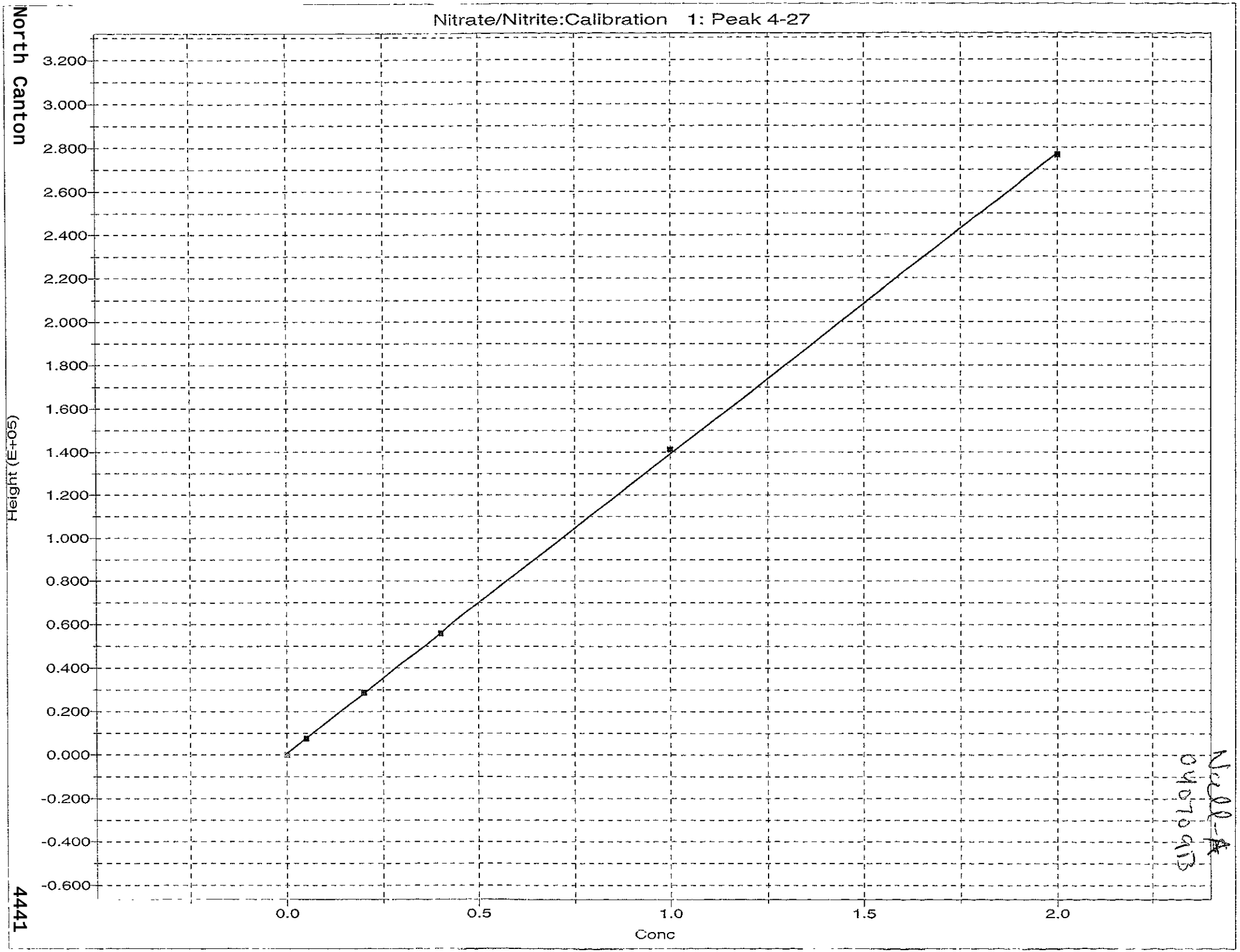
Nitrate/Nitrite:Calibration 1: Peak 4-27
North Canton
Height (E+05)
3.200
3.000
2.800
2.600
2.400
2.200
2.000
1.800
1.600
1.400
1.200
1.000
0.800
0.600
0.400
0.200
0.000
-0.200
-0.400
-0.600
0.0
0.5
1.0
1.5
2.0
Conc
4441

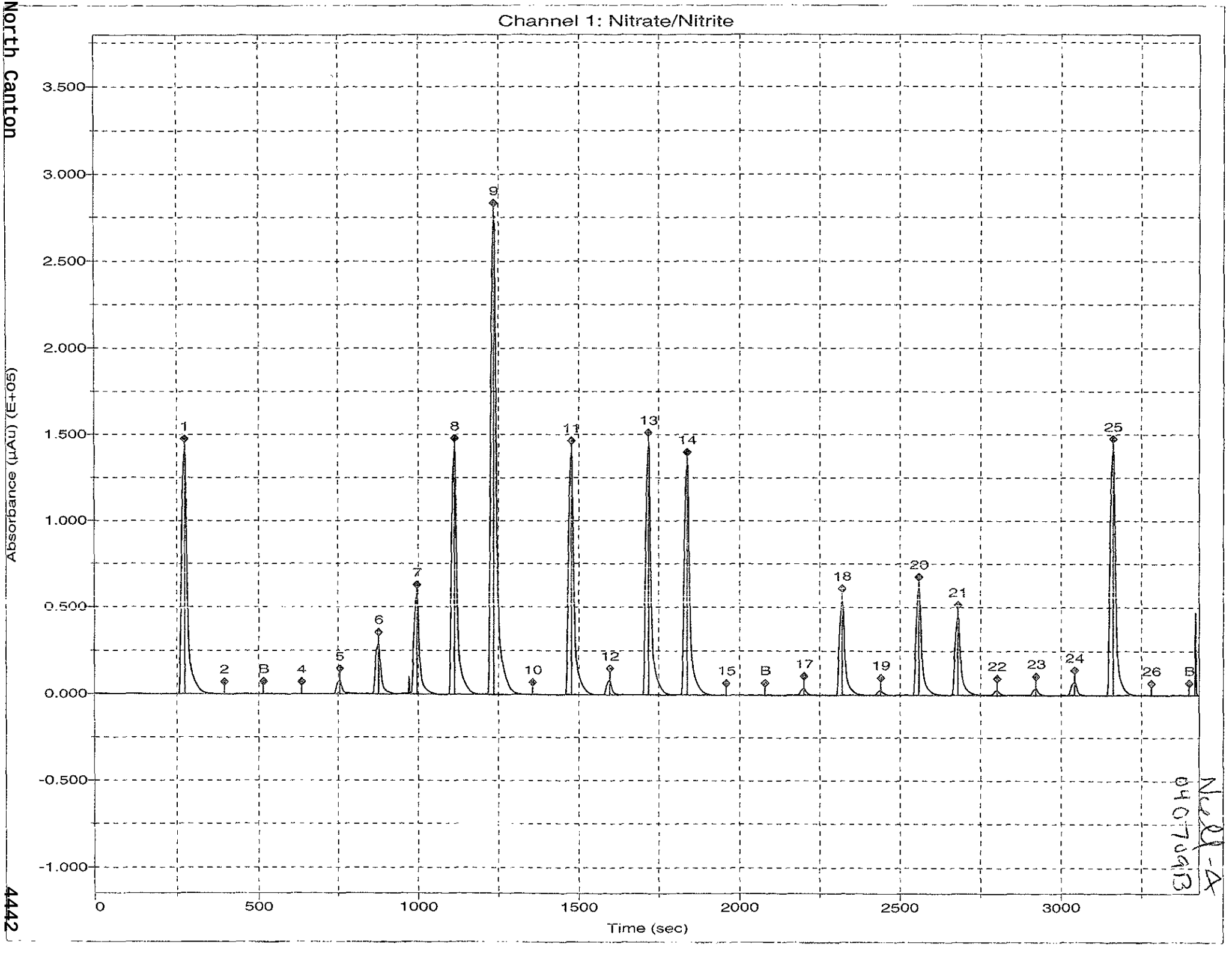

North Canton

4442

Peak Table:Nitrate/Nitrite

File name: P:\ALPKE~_~\2009\NITRO-K%\040709A.RST
Date: 07-Apr-09
Operator: 1

N Cell - Solid
CH 4.709 Init - FH

Peak	Cup	Name	R	Type	Dil	Wt	Height	Calc. (ppm)	Flags
1	105	Sync	1	SYNC	1	1	134107	0.998988	
2	0	Carryover	1	CO	1	1	36	-0.002874	LO
B	0	Baseline	1	RB	1	1	0	-0.003144	BL
4	0	Cal 0	1	C	1	1	0	-0.003144	LO
5	102	Cal 1	1	C	1	1	7106	0.049955	
6	103	Cal 2	1	C	1	1	27415	0.201716	
7	104	Cal 3	1	C	1	1	53690	0.398064	
8	105	Cal 4	1	C	1	1	135097	1.006386	
9	106	Cal 5	1	C	1	1	267665	1.997024	
10	0	Blank	1	BLNK	1	1	-85	-0.003776	LO
11	107	ICV/LCS 1PPM	1	U	1	1	136297	1.015353	
12	102	MRL 0.05PPM	1	U	1	1	7591	0.053580	
13	108	NO2 1PPM	1	U	1	1	141780	1.056326	
14	109	NO3 1PPM	1	U	1	1	128895	0.960040	
15	0	blank	1	BLNK	1	1	41	-0.002841	LO
B	0	Baseline	1	RB	1	1	0	-0.003144	BL
17	201	MB 9093414	1	U	1	1	1724	0.009742	
18	202	LCS 9093414	1	U	1	1	133883	0.997319	
19	203	A9C310174-6	1	U	1	1	2004	0.011831	
20	204	A9C310174-6S	1	U	1	1	71557	0.531575	
21	205	A9C310174-6D	1	U	1	1	60076	0.445781	
22	206	A9C310174-7	1	U	1	1	1141	0.005385	
23	207	A9C310174-8	1	U	1	1	1096	0.005046	
24	208	A9C310174-9	1	U	1	1	1963	0.011525	
25	209	A9C310174-10	1	U	1	1	387	-0.000251	LO
26	210	A9C310174-11	1	U	1	1	972	0.004121	
27	102	MRL 0.05PPM	1	U	1	1	7426	0.052344	
28	105	CCV Cal 4	1	CCV	1	1	138814	1.034168	
29	0	Blank	1	BLNK	1	1	-2	-0.003159	LO
B	0	Baseline	1	RB	1	1	0	-0.003144	BL
31	211	A9C310174-12	1	U	1	1	1456	0.007737	
32	212	NEW NCELL STD	1	U	1	1	102924	0.765974	
33	102	MRL 0.05PPM	1	U	1	1	7558	0.063337	

JDL 4.1309

Peak Table:Nitrate/Nitrite

File name: P:\ALPKE~_-\2009\NITRO~K%\040709B.RST
Date: 07-Apr-09
Operator: 1

N Cell - Aa
LH 4-7-09 Inst - ESY

Peak	Cup	Name	R	Type	Dil	Wt	Height	Calc. (ppm)	Flags
1	105	Sync	1	SYNC	1	1	140638	1.010976	
2	0	Carryover	1	CO	1	1	-42	-0.005392	LO
B	0	Baseline	1	RB	1	1	0	-0.005090	BL
4	0	Cal 0	1	C	1	1	-56	-0.005495	LO
5	102	Cal 1	1	C	1	1	7398	0.048354	
6	103	Cal 2	1	C	1	1	28618	0.201668	
7	104	Cal 3	1	C	1	1	55825	0.398229	
8	105	Cal 4	1	C	1	1	141060	1.014028	
9	106	Cal 5	1	C	1	1	276594	1.993214	
10	0	Blank	1	BLNK	1	1	-131	-0.006036	LO
11	107	ICV/LCS 1PPM	1	U	1	1	139765	1.004671	
12	102	MRL 0.05PPM	1	U	1	1	8113	0.053526	
13	108	NO2 1PPM	1	U	1	1	144569	1.039377	
14	109	NO3 1PPM	1	U	1	1	133286	0.957857	
15	0	blank	1	BLNK	1	1	5	-0.005056	LO
B	0	Baseline	1	RB	1	1	0	-0.005090	BL
17	225	MB 9096210	1	U	1	1	3856	0.022765	
18	226	LCS 9096210	1	U	1	1	54339	0.387491	
19	227	A9C310174-2	1	U	1	1	3039	0.016869	
20	228	A9C310174-2S	1	U	1	1	61062	0.436062	
21	229	A9C310174-2D	1	U	1	1	45072	0.320538	
22	230	A9C310174-3	1	U	1	1	2769	0.014915	
23	231	A9C310174-4	1	U	1	1	3975	0.023627	
24	102	MRL 0.05PPM	1	U	1	1	7474	0.048904	
25	105	CCV Cal 4	1	CCV	1	1	141013	1.013686	
26	0	Blank	1	BLNK	1	1	-14	-0.005191	LO
B	0	Baseline	1	RB	1	1	0	-0.005090	BL

JOL
4-13-09

Sample Preparation Logs

North Canton

TestAmerica
THE LEADER IN ENVIRONMENTAL TESTING

West Sacramento
Nitrocellulose Extraction Sheet

Holding Time Due: 4-24-09
BATCH #: 40932414
MATRIX: (SOLID) / AQ / OTHER: _____

Project Due: 4-10-09
Initiated By: MD
Hydrolyzed By: MD

Analysis Date: 4-7-09
Date: ~~4-6-09~~ ND 4-3-09
Date: 4-6-09

QC Code	Lab ID	Sample Size (g or mL)	Final Volume (mL)	pH Adjusted to 6-8
B	MB	10.00	40.0	(Y) / N
C	LCS	10.00	40.0	(Y) / N
	A9C310174-06	10.01	40.0	(Y) / N
S	A9C310174-6MS	10.02	40.0	(Y) / N
D	A9C310174-6MSD	10.02	40.0	(Y) / N
	A9C310174-07	10.01	40.0	(Y) / N
	A9C310174-08	10.04	40.0	(Y) / N
	A9C310174-09	10.03	40.0	(Y) / N
	A9C310174-10	10.05	40.0	(Y) / N
	A9C310174-11	10.00	40.0	(Y) / N
	A9C310174-12	10.05	40.0	(Y) / N
				Y / N
				Y / N
				Y / N
				Y / N
				Y / N
				Y / N
				Y / N
				Y / N
				Y / N
				Y / N
				Y / N
				Y / N
				Y / N

SOP No.: WS-WC-0050

EXTRACTION COMMENTS:

Hydrolyzed @ 12:30 - 4-6-09 MD

QC Codes	Standard Information			
	Volume	STD ID	Conc'n (µg/mL)	Exp. Date
C,S,D	1.0 ml	EQS1000A-2	501	4-6-09

Spiked By: MD - 4-3-09 Witnessed By: [signature] 4/3/09

QC Codes: B = MB, C = LCS, L = LCSD, S = MS, D = SD.

RQC058

TestAmerica Laboratories, Inc.
EXTRACTION BENCH WORKSHEET

Run Date: 4/06/09
Time: 15:09:34

LEV 1	LEV 2		LEV 1	LEV 2	
Y	_	Blank	Y	_	Weights/Volumes
Y	_	Check	Y	_	Spike & Surrogate Worksheet
Y	_	MS/MSD	Y	_	Vial contains correct volume
			Y	_	Labels, greenbars, worksheets computer batch: correct & all match
			_	_	Anomalies to Extraction Method

_ Expanded Deliverable
_ COC Completed
Y Bench Sheet Copied
_ Package Submitted to AnalyticalGroup
_ Bench Sheet Copied per COC

Extractionist: 000915 Horacio J. Arauz

Concentrationist: 000915 Horacio J. Arauz

Reviewer/Date: ARAUZH / 4/06/09

****
* QC BATCH: 9093414 *
****

PREP DATE: 4/03/09 13:30
COMP DATE: 4/06/09 14:00

Nitrocellulose as N by 353.2
EXTRACTION, SOLID/SOLVENT (Manual)

EXTR EXPR	ANL DUE	LOT#,MSRUN#/ WORK ORDER	TEST FLGS	EXT	MTH	MATRIX	INIT/FIN WT/VOL	PH"S INIT	PH"S ADJ1	ADJ2	SOLVENTS EXTRACTION	VOL	EXCHANGE	VOL	SPIKE STANDARD/ SURROGATE ID
4/22/09	4/10/09	A9C310174-006 K9C7R-1-CA	9093235 DR	76	WA	SOLID	10.01g 40.00mL	NA	NA	NA	MEOH/H2O	40.0	ACETONE	45.0	NA
COMMENTS:															
4/22/09	4/10/09	A9C310174-006 K9C7R-1-FAS	9093235 DR	76	WA	SOLID	10.02g 40.00mL	NA	NA	NA	MEOH/H2O	40.0	ACETONE	45.0	1.0ML-E081006A-2 NA
COMMENTS:															
4/22/09	4/10/09	A9C310174-006 K9C7R-1-FCD	9093235 DR	76	WA	SOLID	10.02g 40.00mL	NA	NA	NA	MEOH/H2O	40.0	ACETONE	45.0	1.0ML-E081006A-2 NA
COMMENTS:															
4/22/09	4/10/09	A9C310174-007 K9C7W-1-CA	9093235 DR	76	WA	SOLID	10.01g 40.00mL	NA	NA	NA	MEOH/H2O	40.0	ACETONE	45.0	NA
COMMENTS:															
4/22/09	4/10/09	A9C310174-008 K9C71-1-CA	9093235 DR	76	WA	SOLID	10.04g 40.00mL	NA	NA	NA	MEOH/H2O	40.0	ACETONE	45.0	NA
COMMENTS:															
4/22/09	4/10/09	A9C310174-009 K9C72-1-CA	9093235 DR	76	WA	SOLID	10.03g 40.00mL	NA	NA	NA	MEOH/H2O	40.0	ACETONE	45.0	NA
COMMENTS:															
4/22/09	4/10/09	A9C310174-010 K9C73-1-CA	9093235 DR	76	WA	SOLID	10.05g 40.00mL	NA	NA	NA	MEOH/H2O	40.0	ACETONE	45.0	NA
COMMENTS:															

RQC058

TestAmerica Laboratories, Inc.
EXTRACTION BENCH WORKSHEET

Run Date: 4/06/09
Time: 15:09:34

QC BATCH: 9093414

PREP DATE: 4/03/09 13:30
COMP DATE: 4/06/09 14:00

EXTR EXPR	ANL DUE	LOT#,MSRUN#/ WORK ORDER	TEST FLGS	EXT	MTH	MATRIX	INIT/FIN WT/VOL	PH"S INIT	PH"S ADJ1	PH"S ADJ2	SOLVENTS EXTRACTION	VOL	SOLVENTS EXCHANGE	VOL	SPIKE STANDARD/ SURROGATE ID
4/22/09	4/10/09	A9C310174-011 K9C76-1-CA	9093235 DR	76	WA	SOLID	10.00g 40.00mL	NA	NA	NA	MEOH/H2O	40.0	ACETONE	45.0	NA
COMMENTS:															
4/22/09	4/10/09	A9C310174-012 K9C77-1-CA	9093235 DR	76	WA	SOLID	10.05g 40.00mL	NA	NA	NA	MEOH/H2O	40.0	ACETONE	45.0	NA
COMMENTS:															
4/22/09	0/00/00	G9D030000-414 K9K51-1-AAB		76	WA	SOLID	10.00g 40.00mL	NA	NA	NA	MEOH/H2O	40.0	ACETONE	45.0	NA
COMMENTS:															
4/22/09	0/00/00	G9D030000-414 K9K51-1-ACC		76	WA	SOLID	10.00g 40.00mL	NA	NA	NA	MEOH/H2O	40.0	ACETONE	45.0	1.0ML-E081006A-2 NA
COMMENTS:															

.45 FILTER MILLIPORE R8JN03371; SODIUM HYDROXIDE RICCA 1707642
ACETONE J.T.BAKER G44E36; MEOH/H2O 1:1 2991-81E; SULFURI ACID RICCA 1708A59.

R = RUSH C = CLP
E = EPA 600 D = EXP.DEL)
M = CLIENT REQ MS/MSD

NUMBER OF WORK ORDERS IN BATCH: 11

TestAmerica
THE LEADER IN ENVIRONMENTAL TESTING

West Sacramento

Preparation Data Review Checklist

Prep Batch(es) 9093414 Test: NC811-5

Prep Date: 4-3-09 Holding Times: 4-16-09 NCM: Y (N)

A. Spike Witness/Batch setup	Spike Witness	Reviewer
1. **Holding times checked?** NCMs filed as appropriate	✓	✓
2. QAS checked for QC instructions (LCS, LCSD, MS,MSD, etc)	✓	✓
3. Amount of samples in hood match amount of samples on bench sheet. Sample IDS match.	✓	NA
4. Worksheets have been checked for required spiking compounds	NA	✓
5. Spiking volumes are correctly documented	✓	✓
6. Std ID numbers on spike labels match numbers on bench sheet	✓	NA
7. Expiration dates have been checked	✓	✓
8. Calibration expiration dates on pipettors have been checked	✓	NA
9. Spiker and spike witness have signed and dated bench sheet	✓	✓
B. Weights and Volumes		
1. Recorded weights are in anticipated range	NA	✓
2. Balance upload or raw data for weights is included	NA	✓
3. Weights and volumes have been transcribed correctly to LIMS.	NA	✓
4. Weights are not targeted to meet exact weights.	NA	✓
5. Each weight or volume measurement is a unique record (no dittos or line downs)	NA	✓
C. Standards and Reagents		
1. Lot numbers for all reagents, including clean up stages, are recorded.	NA	✓
2. Are dates and analysts for cleanups recorded?	NA	✓
3. Are correct IDs used for standards? Are expiration dates to day/month/year, when listed?	NA	
D. Documentation		
1. Are all nonconformances documented appropriately?	NA	NA
2. QuantIMs entry correct, including dates and times.	NA	✓
3. Are all fields completed?	NA	✓

Spike witness: _____ Date: 4/03/09

2nd Level Reviewer: _____ Date: _____

Comments:

North Canton

TestAmerica
THE LEADER IN ENVIRONMENTAL TESTING

West Sacramento
Nitrocellulose Extraction Sheet

Holding Time Due: 4-24-09 | Project Due: 4-10-09 | Analysis Date: 4-7-09
BATCH #: MD 9096194 9096210 | Initiated By: MA | Date: 4-6-09
MATRIX: SOLID (AQ) OTHER: | Hydrolyzed By: MD | Date: 4-7-09

QC Code	Lab ID	Sample Size (g or (mL))	Final Volume (mL)	pH Adjusted to 6-8
B	MB	100	40	(Y) / N
C	LCS	100	40	(Y) / N
	A9C310174-02	100	40	(Y) / N
S	A9C310174-2MS	100	40	(Y) / N
D	A9C310174-2MSD	100	40	(Y) / N
	A9C310174-03	100	40	(Y) / N
	A9C310174-04	100	40	(Y) / N
				Y / N
				Y / N
	MD 4-7-09			Y / N
				Y / N
				Y / N
				Y / N
				Y / N
				Y / N
				Y / N
				Y / N
				Y / N
				Y / N
				Y / N
				Y / N
				Y / N

SOP No.: WS-WC-0050

EXTRACTION COMMENTS:

Hydrolyzed @ 9:30 4-7-9 - MA

QC Codes	Standard Information			
	Volume	STD ID	Conc'n (µg/mL)	Exp. Date
CS10	400 µL	EQC1006A-2	501	4-6-09

Spiked By: MD 4-6-09 Witnessed By: MM 4/06/09

QC Codes: B = MB, C = LCS, L = LCSD, S = MS, D = SD.

North Canton

RQC058

TestAmerica Laboratories, Inc.
EXTRACTION BENCH WORKSHEET

Run Date: 4/07/09
Time: 12:14:07

LEV 1	LEV 2		LEV 1	LEV 2	
Y	_	Blank	Y	_	Weights/Volumes
Y	_	Check	Y	_	Spike & Surrogate Worksheet
Y	_	MS/MSD	Y	_	Vial contains correct volume
			Y	_	Labels, greenbars, worksheets computer batch: correct & all match
			_	_	Anomalies to Extraction Method

_ Expanded Deliverable
_ COC Completed
Y Bench Sheet Copied
_ Package Submitted to AnalyticalGroup
_ Bench Sheet Copied per COC

Extractionist: 000915 Horacio J. Arauz

Concentrationist: 000915 Horacio J. Arauz

****
* *
* QC BATCH: 9096210 *
* *
****

PREP DATE: 4/06/09 8:30
COMP DATE: 4/07/09 11:00

Reviewer/Date: ARAUZH / 4/07/09

Nitrocellulose as N by 353.2
EXTRACTION, SOLID PHASE

EXTR EXPR	ANL DUE	LOT#,MSRUN#/ WORK ORDER	TEST FLGS	EXT	MTH	MATRIX	INIT/FIN WT/VOL	PH"S INIT	PH"S ADJ1	PH"S ADJ2	SOLVENTS EXTRACTION	SOLVENTS VOL	SOLVENTS EXCHANGE	SOLVENTS VOL	SPIKE STANDARD/ SURROGATE ID
4/22/09	4/10/09	A9C310174-002 9096136 K9C69-1-AG	DR	20	WA	WATER	**100mL** 40.00mL	NA	NA	NA	ACETONE	45.0		.0	NA
COMMENTS:															
4/22/09	4/10/09	A9C310174-002 9096136 K9C69-1-DES	DR	20	WA	WATER	**100mL** 40.00mL	NA	NA	NA	ACETONE	45.0		.0	400UL-E081006A-2 NA
COMMENTS:															
4/22/09	4/10/09	A9C310174-002 9096136 K9C69-1-DFD	DR	20	WA	WATER	**100mL** 40.00mL	NA	NA	NA	ACETONE	45.0		.0	400UL-E081006A-2 NA
COMMENTS:															
4/22/09	4/10/09	A9C310174-003 9096136 K9C7F-1-AG	DR	20	WA	WATER	**100mL** 40.00mL	NA	NA	NA	ACETONE	45.0		.0	NA
COMMENTS:															
4/22/09	4/10/09	A9C310174-004 9096136 K9C7J-1-AG	DR	20	WA	WATER	**100mL** 40.00mL	NA	NA	NA	ACETONE	45.0		.0	NA
COMMENTS:															
4/22/09	0/00/00	G9D060000-210 K9MGV-1-AAB		20	WA	WATER	**100mL** 40.00mL	NA	NA	NA	ACETONE	45.0		.0	NA
COMMENTS:															
4/22/09	0/00/00	G9D060000-210 K9MGV-1-ACC		20	WA	WATER	**100mL** 40.00mL	NA	NA	NA	ACETONE	45.0		.0	400UL-E081006A-2 NA
COMMENTS:															

.45 FILTER MILLIPORE R8JN03371; ACETONE J.T.BAKER G44E36; SODIUN HYDROXIDE RICCA 1707642;SULFURIC ACID RICCA 1708A59.

R = RUSH C = CLP
E = EPA 600 D = EXP.DEL)

NUMBER OF WORK ORDERS IN BATCH: 7

4451

TestAmerica
THE LEADER IN ENVIRONMENTAL TESTING

West Sacramento

Preparation Data Review Checklist

Prep Batch(es) 4096210 Test: NCell-L

Prep Date: 4-6-09 Holding Times: 4-24-09 NCM: Y (N)

A. Spike Witness/Batch setup	Spike Witness	Reviewer
1. **Holding times checked?** NCMs filed as appropriate	✓	✓
2. QAS checked for QC instructions (LCS, LCSD, MS,MSD, etc)	✓	✓
3. Amount of samples in hood match amount of samples on bench sheet. Sample IDS match.	✓	NA
4. Worksheets have been checked for required spiking compounds	✓	✓
5. Spiking volumes are correctly documented	✓	✓
6. Std ID numbers on spike labels match numbers on bench sheet	✓	NA
7. Expiration dates have been checked	✓	✓
8. Calibration expiration dates on pipettors have been checked	✓	NA
9. Spiker and spike witness have signed and dated bench sheet	✓	✓
B. Weights and Volumes		
1. Recorded weights are in anticipated range	NA	✓
2. Balance upload or raw data for weights is included	NA	✓
3. Weights and volumes have been transcribed correctly to LIMS.	NA	✓
4. Weights are not targeted to meet exact weights.	NA	✓
5. Each weight or volume measurement is a unique record (no dittos or line downs)	NA	✓
C. Standards and Reagents		
1. Lot numbers for all reagents, including clean up stages, are recorded.	NA	✓
2. Are dates and analysts for cleanups recorded?	NA	✓
3. Are correct IDs used for standards? Are expiration dates to day/month/year, when listed?	NA	✓
D. Documentation		
1. Are all nonconformances documented appropriately?	NA	NA
2. QuantIMs entry correct, including dates and times.	NA	✓
3 Are all fields completed?	NA	✓

Spike witness: N. Turney Date: 4-06-09

2nd Level Reviewer: DG Date: 4/7/09

Comments:

North Canton

TestAmerica Laboratories, Inc.

SAMPLE ANALYSIS REQUISITION

Laboratory: TestAmerica West Sacramento
880 Riverside Parkway
West Sacramento, CA 95605

Lab Request: SR110728

Report Package: Expanded Deliverables

Need Analytical Report: 2009-04-10

Client Code: 425113

Project Manager: MARK LOEB

Sample I.D.	Work Order Number	Client Sample ID	Sampling Date	Analysis Required
A9C310174-2	K9C69	SCFww-001-0004-WW	2009-03-27 11:40	WATER, 8330, Explosives
A9C310174-2	K9C69	SCFww-001-0004-WW	2009-03-27 11:40	WATER, 8330 (Mod), Nitroguanidine (SAC)
A9C310174-2	K9C69	SCFww-001-0004-WW	2009-03-27 11:40	WATER, 353.2, Nitrocellulose as N (SAC)
A9C310174-3	K9C7F	SCFww-002-0005-WW	2009-03-27 13:00	WATER, 8330, Explosives
A9C310174-3	K9C7F	SCFww-002-0005-WW	2009-03-27 13:00	WATER, 8330 (Mod), Nitroguanidine (SAC)
A9C310174-3	K9C7F	SCFww-002-0005-WW	2009-03-27 13:00	WATER, 353.2, Nitrocellulose as N (SAC)
A9C310174-4	K9C7J	SCFww-003-0006-WW	2009-03-27 19:20	WATER, 8330 (Mod), Nitroguanidine (SAC)
A9C310174-4	K9C7J	SCFww-003-0006-WW	2009-03-27 19:20	WATER, 353.2, Nitrocellulose as N (SAC)
A9C310174-4	K9C7J	SCFww-003-0006-WW	2009-03-27 19:20	WATER, 8330, Explosives
A9C310174-6	K9C7R	SCFqc-001-0008-WS	2009-03-27 10:05	SOLID, 8330, Explosives (West Sac)
A9C310174-6	K9C7R	SCFqc-001-0008-WS	2009-03-27 10:05	SOLID, 8330 (Mod), Nitroguanadine

(4 x L)

Please use Client Sample ID for report

Call MARK LOEB with questions at 330-497-9396

at the TAL North Canton Laboratory

Shipping Method: FEDEX

* 4 x L for each sample!

Need detection limit and analysis date included in report

Please send a signed copy of this form with the report at completion of analysis

Relinquished by: Diana Mangum Date/Time: 3/31/09 1345

Relinquished by: _____ Date/Time: _____

Received for lab by: Cheryl Lee Date/Time: 4/1/09 - 1010

PLEASE RETURN ORIGINAL SAMPLE ANALYSIS REQUISITION

4453

North Canton

TestAmerica Laboratories, Inc.

SAMPLE ANALYSIS REQUISTION

Laboratory **TestAmerica West Sacramento**
880 Riverside Parkway

West Sacramento, CA 95605

Lab Request SR110728

Report Package: **Expanded Deliverables**

Need Analytical Report 2009-04-10

Client Code: 425113

Project Manager: MARK LOEB

Sample I.D.	Work Order Number	Client Sample ID		Sampling Date	Analysis Required
A9C310174-6	K9C7R	SCFqc-001-0008-WS	(4xL)	2009-03-27 10:05	SOLID, 353.2, Nitrocellulose as N by 353
A9C310174-7	K9C7W	SCFmw-002-0009-WS		2009-03-27 14:57	SOLID, 8330, Explosives (West Sac)
A9C310174-7	K9C7W	SCFmw-002-0009-WS		2009-03-27 14:57	SOLID, 8330 (Mod), Nitroguanadine
A9C310174-7	K9C7W	SCFmw-002-0009-WS		2009-03-27 14:57	SOLID, 353.2, Nitrocellulose as N by 353
A9C310174-8	K9C71	SCFmw-003-0010-WS		2009-03-27 18:40	SOLID, 8330, Explosives (West Sac)
A9C310174-8	K9C71	SCFmw-003-0010-WS		2009-03-27 18:40	SOLID, 8330 (Mod), Nitroguanadine
A9C310174-8	K9C71	SCFmw-003-0010-WS		2009-03-27 18:40	SOLID, 353.2, Nitrocellulose as N by 353
A9C310174-9	K9C72	SCFmw-004-0011-WS		2009-03-27 17:45	SOLID, 8330, Explosives (West Sac)
A9C310174-9	K9C72	SCFmw-004-0011-WS		2009-03-27 17:45	SOLID, 8330 (Mod), Nitroguanadine
A9C310174-9	K9C72	SCFmw-004-0011-WS		2009-03-27 17:45	SOLID, 353.2, Nitrocellulose as N by 353
A9C310174-10	K9C73	SCFmw-004-0012-WS		2009-03-27 18:13	SOLID, 8330, Explosives (West Sac)



Please use Client Sample ID for report

Call MARK LOEB with questions at 330-497-9396

at the TAL North Canton Laboratory

Shipping Method: FEDEX

Need detection limit and analysis date included in report

Please send a signed copy of this form with the report at completion of analysis

Relinquished by: Alaina Marquin Date/Time: 3/31/09 1345

Relinquished by: Date/Time

Received for lab by: C Henry Vue Date/Time: 4/1/09-1010

PLEASE RETURN ORIGINAL SAMPLE ANALYSIS REQUISITION

North Canton

TestAmerica Laboratories, Inc.

SAMPLE ANALYSIS REQUISTION

Laboratory: TestAmerica West Sacramento
880 Riverside Parkway
West Sacramento, CA 95605

Lab Request: SR110728

Report Package: Expanded Deliverables

Need Analytical Report: 2009-04-10

Client Code: 425113

Project Manager: MARK LOEB

Sample I.D.	Work Order Number	Client Sample ID	Sampling Date	Analysis Required
A9C310174-10	K9C73	SCFmw-004-0012-WS	2009-03-27 18:13	SOLID, 8330 (Mod), Nitroguanadine
A9C310174-10	K9C73	SCFmw-004-0012-WS	2009-03-27 18:13	SOLID, 353.2, Nitrocellulose as N by 353
A9C310174-11	K9C76	SCFmw-005-0013-WS	2009-03-27 17:05	SOLID, 8330, Explosives (West Sac)
A9C310174-11	K9C76	SCFmw-005-0013-WS	2009-03-27 17:05	SOLID, 8330 (Mod), Nitroguanadine
A9C310174-11	K9C76	SCFmw-005-0013-WS	2009-03-27 17:05	SOLID, 353.2, Nitrocellulose as N by 353
A9C310174-12	K9C77	SCFmw-006-0014-WS	2009-03-27 16:00	SOLID, 8330, Explosives (West Sac)
A9C310174-12	K9C77	SCFmw-006-0014-WS	2009-03-27 16:00	SOLID, 8330 (Mod), Nitroguanadine
A9C310174-12	K9C77	SCFmw-006-0014-WS	2009-03-27 16:00	SOLID, 353.2, Nitrocellulose as N by 353

(4 x L)

Please use **Client Sample ID** for report

Call MARK LOEB with questions at 330-497-9396

at the TAL North Canton Laboratory

Shipping Method: FEDEX

Need detection limit and analysis date included in report

Please send a signed copy of this form with the report at completion of analysis

Relinquished by: Diana Marquez Date/Time: 3/31/09 1345

Relinquished by: Date/Time

Received for lab by: Cheng Vue Date/Time: 4/1/09 0000

PLEASE RETURN ORIGINAL SAMPLE ANALYSIS REQUISITION

4455

TestAmerica
THE LEADER IN ENVIRONMENTAL TESTING

LOT RECEIPT CHECKLIST
TestAmerica West Sacramento

CLIENT TAL. N. canton PM KD LOG # 57741

LOT# (QUANTIMS ID) 490310124 QUOTE# NA LOCATION W3A

		Initials	Date
DATE RECEIVED 4/16/09	TIME RECEIVED 0905	CV	4/16/09

DELIVERED BY ☑ FEDEX ☐ CA OVERNIGHT ☐ CLIENT
☐ AIRBORNE ☐ GOLDENSTATE ☐ DHL
☐ UPS ☐ BAX GLOBAL ☐ GO-GETTERS
☐ TAL COURIER ☐ VALLEY LOGISTICS ☐ MORGAN HILL COURIER
☐ OTHER

CUSTODY SEAL STATUS ☑ INTACT ☐ BROKEN ☐ N/A

CUSTODY SEAL #(S) Seal

SHIPPPING CONTAINER(S) ☑ TAL ☐ CLIENT ☐ N/A

TEMPERTURE RECORD (IN °C) IR 4 ☐ 5 ☑ ☐ OTHER _____

COC #(S) NA

TEMPERATURE BLANK Observed: 0 Corrected: 2

SAMPLE TEMPERATURE
Observed: 3 3 3 Average: 3 Corrected Average: 3

COLLECTOR'S NAME: ☐ Verified from COC ☑ Not on COC

pH MEASURED ☐ YES ☐ ANOMALY ☑ N/A

LABELED BY.....

LABELS CHECKED BY.....

PEER REVIEW _____ ☑ NA

SHORT HOLD TEST NOTIFICATION

SAMPLE RECEIVING
WETCHEM ☑ N/A
VOA-ENCORES ☑ N/A

☐ METALS NOTIFIED OF FILTER/PRESERVE VIA VERBAL & EMAIL ☑ N/A

☐ COMPLETE SHIPMENT RECEIVED IN GOOD CONDITION WITH APPROPRIATE TEMPERATURES, CONTAINERS, PRESERVATIVES ☑ N/A

☑ CLOUSEAU ☐ TEMPERATURE EXCEEDED (2 °C – 6 °C)*1 ☐ N/A

☐ WET ICE ☐ BLUE ICE ☐ GEL PACK ☐ NO COOLING AGENTS USED ☑ PM NOTIFIED

Notes: _____

*1 Acceptable temperature range for State of Wisconsin samples is≤4°C.

LEAVE NO SPACES BLANK. USE "N/A" IF NOT APPLICABLE.

TestAmerica
THE LEADER IN ENVIRONMENTAL TESTING

END OF REPORT