CONFIDENTIAL

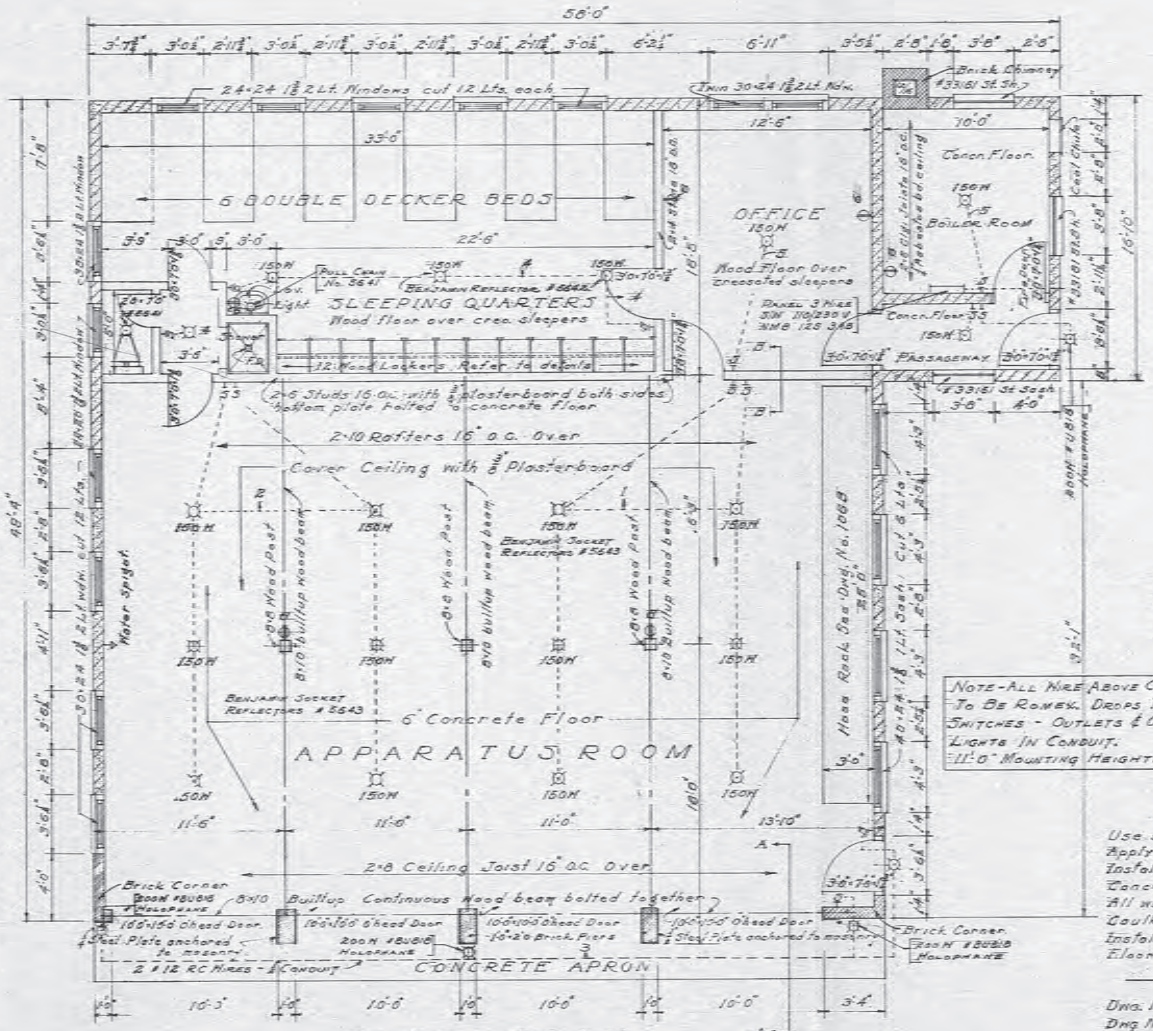

FLOOR PLAN
SCALE 1/4" = 1'-0"

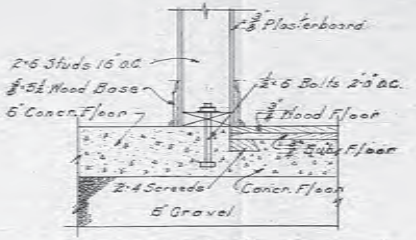

SECTION B-B
SCALE 1 1/2" = 1'-0"

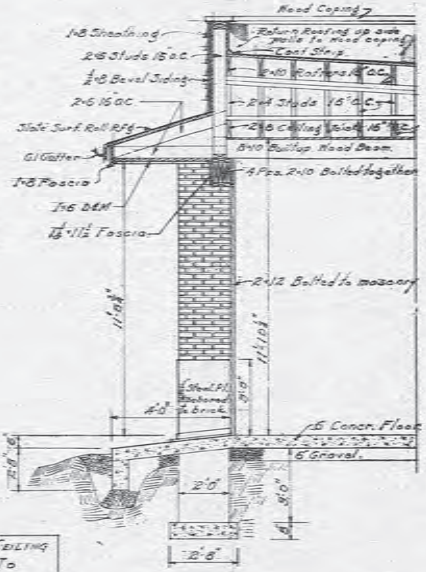

SECTION A-A
SCALE 3/8" = 1'-0"

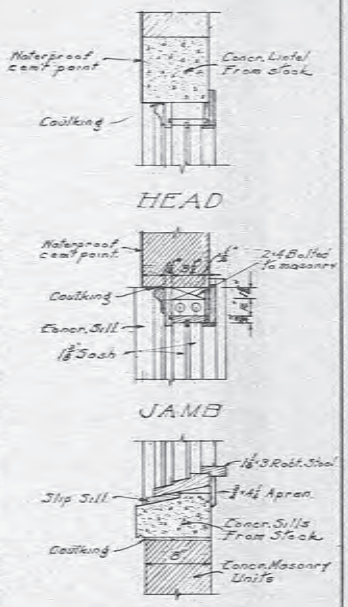

TYPICAL D.H. WDW. FRAME
SCALE 1 1/2" = 1'-0"

NOTE - ALL WIRE ABOVE CEILING TO BE ROMEX. DROPS TO SWITCHES - OUTLETS & OUTSIDE LIGHTS IN CONDUIT. 11'-0" MOUNTING HEIGHTH

NOTES

Use salvage materials whenever possible.
Apply waterproof cement paint over exterior walls.
Install all salvage windows in new frames.
Concrete sills & lintels to be taken from stock.
All woodwork Trim & cabinets to be painted.
Caulk around all exterior door & window frames.
Install septic tank suitable to accomodate 16 people.
Floor sleepers to be creosoted.

REFERENCE

Dwg. No. BR5138-2 Foundation Plan & Details
Dwg. No. BR5140-2 Elevations & Sections
Dwg. No. AR5112 Location Plan
Dwg. No. 1068 Details of Hose Rack.

Appd - [signature]
Revision 5139-3 Electrical Layout.

Revision — Building re-designed to accomodate 10'-0"×10'-0" Overhead Doors.

ATLAS POWDER COMPANY
RAVENNA ORDNANCE PLANT.
RAVENNA, OHIO

4 STALL FIRE HOUSE
LOCATED AT INTERSECTION OF McCLINTOCKSBURG ROAD & SOUTH SERVICE ROAD — FLOOR PLAN & DETAILS

DRAWN BY	CHECKED BY	APPD	DATE
G.M.B.		APPD	12-23-42

SCALE 1/4"=1'-0" 1 1/2"=1'-0"
DWG. NO. BR5139-3.

THIS DRAWING NOT TO SCALE